# Phase II Environmental Site Assessment Report

**FOR**

## 128-148 North Main Street
## Block 1; Lots 34, 35, 36,
## and 52
## Port Chester, Westchester County, New York

**Prepared For:**

**GS Port Chester Owner, LLC**
**530 Fifth Avenue, Suite 808**
**New York, NY 10036**

**Prepared By:**


**SESI CONSULTING ENGINEERS**

**959 Route 46E, Floor 3, Suite 300**

**Parsippany, New Jersey 07054**


**Project No.: 12814**

**May 2023**

# TABLE OF CONTENTS

**TABLES**



**FIGURES**



**APPENDICES**

## LIST OF ACRONYMS

| Acronym | Definition |
|---|---|
| AST | Aboveground Storage Tank |
| AWQS | Class GA Ambient Water Quality Standards and Guidance Values |
| ELAP | Environmental laboratory Accreditation Program |
| ESA | Environmental Site Assessment |
| ft-bgs | feet below ground surface |
| NYSDEC | New York State Department of Environmental Conservation |
| NYSDOH | New York State Department of Health |
| PCB | Polychlorinated Biphenyls |
| PFAS | Per- and Polyfluoroalkyl Substances |
| PID | Photoionization Detector |
| QA/QC | Quality Assurance/Quality Control |
| REC | Recognized Environmental Condition |
| RRSCO | Restricted Residential Soil Cleanup Objective |
| SESI | SESI Consulting Engineers, DPC |
| sf | square feet |
| SVOC | Semi-Volatile Organic Compound |
| TAL | Target Analyte List |
| TCL | Target Compound List |
| TOGS | Technical and Operational Guidance Series 1.1.1 |
| USCO | Unrestricted Use Soil Cleanup Objective |
| USEPA | United States Environmental Protection Agency |
| UST | Underground Storage Tank |
| VOC | Volatile Organic Compound |

## 1.0 INTRODUCTION

SESI Consulting Engineers (SESI) conducted this Phase II Environmental Site Assessment (Phase II ESA) on behalf of the Requestor, GS Port Chester Owner, LLC (User), for the property located at the addresses previously known as 128-158 North Main Street and Willett Avenue, Port Chester, Westchester County, New York (herein referred to as the "subject property"). A Site Location Map is included on **Figure 1.1**. At the time of the Phase II investigations, the subject property consisted of eight (8) contiguous parcels and was identified on local tax maps as 142.23-1-34 (128 North Main Street), 142.23-1-35 (132-134 North Main Street), 142.23-1-36 (136-138 North Main Street), 142.23-1-37 (140-144 North Main Street), 142.23-1-38 (148-150 North Main Street), 142.23-1-39 (152-154 North Main Street), 142.23-1-40 (156-158 North Main Street), and 142.23-1-32 (Willett Avenue). Since the preparation of the Phase II ESA, five (5) parcels have been consolidated and the Site now consists of the following four (4) lots: 142.23-1-34 (128 North Main Street), 142.23-1-35 (132-134 North Main Street), 142.23-1-36 (136-138 North Main Street), and a newly merged parcel, designated 142.23-1-52 (148 North Main Street), that consists of the former five (5) lots: 142.23-1-37 (140-144 North Main Street), 142.23-1-38 (148-150 North Main Street), 142.23-1-39 (152-154 North Main Street), 142.23-1-40 (156-158 North Main Street), and 142.23-1-32 (Willett Avenue). The tax map is depicted as **Figure 1.2**. The Site encompasses approximately 1.27 acres that has been developed with 10 buildings that comprise approximately 43,346 square feet (sf). A Site Plan is included as **Figure 1.3**.

This Phase II ESA report complies with the 2015 American Society for Testing and Materials Standard (ASTM E1903) and the New York State Department of Environmental Conservation (NYSDEC) Guidance Document for Site Investigations DER-10.

### 1.1 SITE SETTING

The Site is composed of four (4) lots encompassing approximately 1.27 acres that have been developed with 10 buildings that comprise approximately 43,346 sf. The subject property is bound to the north by Highland Street, to the west by North Main Street, to the south by a commercial building and Willett Avenue, and to the east by Marvin Place parking lot. The closest notable surface water body is the Byram River, located approximately 550 feet east of the Site.

### 1.2 SITE HISTORY

The Site was developed as early as 1885 with residential and commercial/industrial operations. From then through present day, Site operations consisted of various mixed-use commercial,

industrial, and residential operations, including offices, wash houses, carriage factory, blacksmith, paint shop, upholstering shop, landscaper, cigar facility, greenhouse, auto paint and repair shop, movie theatre, restaurants, grocery stores, delis, hardware shops, laundromat, electrical equipment shops, beauty shops, coin shop, motorcycle shop, schools, printing shop, storage facility, car garage, bank, Radio Shack, furniture shop, and a locksmith.

## 2.0 SUBSURFACE INVESTIGATION

In March 2023, SESI conducted a Phase I Environmental Site Assessment (Phase I ESA) at the subject properties. The Phase I ESA findings included identifying the following Recognized Environmental Conditions (RECs), which are depicted on **Figure 1.3**:

**REC-1: Currently Present Aboveground Storage Tanks (ASTs)** – Three (3) heating oil ASTs were identified to be present at the Site: one (1) 550-gallon heating oil AST in the basement of a building located on Lot 52 (formerly Lot 38); and two (2) 275-gallon heating oil ASTs in the basement of the building located on Lot 35.

**REC-2: Suspected and Potential ASTs/Underground Storage Tanks (USTs)** – Suspected ASTs/USTs have been identified at the Site, including evidence of former heating oil tanks in basements of the buildings located on Lot 52 (formerly Lots 37, 38, and 39) and two (2) gasoline USTs were identified on fire insurance maps in the vicinity of Lot 52 (former Lots 37 and 38). It should also be noted that there is the potential for the numerous structures currently and historically present on-Site to have been heated via fuel oil serviced by historical USTs and/or ASTs.

**REC-3: Staining on Loading Dock** – Staining was observed near the loading dock at the warehouse located behind the building on Lot 52 (former Lot 37).

**REC-4: Historical Commercial/Industrial Operations:** The various commercial and industrial operations conducted at the Site from as early as 1885 and may have utilized, stored, or generated hazardous substances or petroleum products as part of their operations.

There were also seven (7) facilities identified near the Site that contain open spills, historical gasoline stations, or reports of leaking USTs that may have had an impact on the Site.

The Phase II ESA sampling plan and investigations were conducted to evaluate the RECs noted above and subsurface conditions at the Site.

The Phase II ESA included a utility clearance and geophysical survey, the installation of soil borings and soil sampling, installation of temporary groundwater monitoring wells and collection of groundwater samples, and installation and sampling of soil vapor points. The field work was

conducted during four (4) mobilizations to the Site in November 2021, May-June 2022, January 2023, and March 2023. Each event is discussed below.

## 2.1 UTILITY CLEARANCE AND GEOPHYSICAL SURVEY

Prior to conducting subsurface drilling, SESI retained a private utility locator to determine if there were subsurface obstructions and to clear the sampling areas prior to conducting subsurface work. The reports are provided in **Appendix A**.

## 2.2 NOVEMBER 2021 PHASE II ESA

Ten (10) direct push borings were advanced using a track mounted Geoprobe (7822DT) on the Site where historical operations are suspected to have occurred. A total of ten (10) soil samples and three (3) groundwater samples were collected, and six (6) ambient air / indoor air / sub-slab soil vapor samples were collected and analyzed at Alpha Analytical laboratory, a New York State Department of Health (NYSDOH) Environmental laboratory Accreditation Program (ELAP)-certified laboratory. The boring and sampling locations are shown in **Figure 2.1**.

The soil, groundwater and air samples were collected and analyzed for a combination of Target Compound List (TCL)/Target Analyte List (TAL)+30 list including volatile organic compounds (VOCs) by EPA Method 8260, semi-VOCs (SVOCs) by EPA Method 8270, TAL metals, polychlorinated biphenyls (PCBs) by EPA Method 8082A, and pesticides by EPA Method 8081/8082, in addition to cyanide. Additionally, groundwater samples were analyzed for per and polyfluoroalkyl substances (PFAS) by EPA Method 537 and 1,4 dioxane by EPA Method 8270D SIM. Soil vapor samples and the ambient air samples were analyzed for VOCs in accordance with EPA Method TO-15. For quality assurance/quality control (QA/QC) purposes, a trip blank was sent with the collected samples for laboratory analysis daily and analyzed for VOCs.

Soil conditions within the borings consisted of light brown to dark brown fine to coarse sand, silty clay and trace silt from 0.5 feet below ground surface (ft-bgs) to approximately 18 ft-bgs. Fill was noted and observed in the soil boring logs. Groundwater was encountered at approximately 3.0 to 9.0 ft-bgs across the Site. The soil samples were screened using a photoionization detector (PID), and visual and olfactory evidence of contamination. Soil samples were collected from each boring from the interval that exhibited the greatest evidence of impacts or based upon professional judgment if no impacts were observed. All soil samples were named based on their respective soil boring number and specified depth. No PID readings above zero were recorded and no visual

or olfactory evidence of impacts was observed during the field work. PID readings and detailed soil descriptions are provided in the boring logs presented in **Appendix B**. **Table 2.1A** below presents a summary of the borings conducted and the samples collected.

**Table 2.1A: Summary of Sample Collection (November 2021)**

| Boring ID | Sample ID | Boring Depth (feet bgs) | Sample Depth (feet bgs) | Date Collected | Analyses |
|---|---|---|---|---|---|
| Soil Samples | | | | | |
| SB-1 | SB-1 (12-12.5') | 18 | 12.0-12.5 | 11/3/2021 | TCL+30/TAL, PFAS, 1,4-Dioxane |
| SB-2 | SB-2 (7.5-8') | 13 | 7.5-8.0 | 11/3/2021 | TCL+30/TAL, PFAS, 1,4-Dioxane |
| SB-3 | SB-3 (7.5-8') | 14.5 | 7.5-8.0 | 11/3/2021 | TCL+30/TAL, PFAS, 1,4-Dioxane |
| SB-4 | SB-4 (6.5-7') | 14.5 | 6.5-7.0 | 11/3/2021 | TCL+30/TAL, PFAS, 1,4-Dioxane |
| SB-5 | SB-5 (8.5-9') | 14.5 | 8.5-9.0 | 11/3/2021 | TCL+30/TAL, PFAS, 1,4-Dioxane |
| SB-6 | SB-6 (2.5-3') | 6 | 2.5-3.0 | 11/4/2021 | TCL +30/TAL |
| SB-7 | SB-7 (2.5-3') | 4 | 2.5-3.0 | 11/4/2021 | TCL +30/TAL |
| SB-8 | SB-8 (2.5-3') | 4 | 2.5-3.0 | 11/4/2021 | TCL +30/TAL |
| SB-9 | SB-9 (3-3.5') | 4 | 3.0-3.5 | 11/4/2021 | TCL +30/TAL, PFAS, 1,4-Dioxane |
| SB-10 | SB-10 (5.5-6') | 6 | 5.5-6.0 | 11/4/2021 | TCL +30/TAL, PFAS, 1,4-Dioxane |
| Groundwater Samples | | | | | |
| TW-1 | TW-1 | 18 | 18-8 | 11/3/2021 | TCL+30/TAL, PFAS, 1,4-dioxane |
| TW-2 | TW-2 | 14.5 | 13-3 | 11/3/2021, 11/4/2021 | SVOCs, 1,4-Dioxane, TCN, VOCs, TAL Metals, PFAS |
| TW-3 | TW-3 | 14.5 | 13-3 | 11/3/2021 | TCL+30/TAL, PFAS, 1,4-dioxane |
| Soil Vapor Samples | | | | | |
| AA-1 | AA-1 | N/A | Ambient | 11/4/2021 | VOCs (TO-15) |
| IA-1 | IA-1 | N/A | Indoor Air | 11/4/2021 | VOCs (TO-15) |
| IA-2 | IA-2 | N/A | Indoor Air | 11/4/2021 | VOCs (TO-15) |
| SV-1 | SV-1 | N/A | Sub-Slab Soil Vapor | 11/4/2021 | VOCs (TO-15) |
| SV-2 | SV-2 | N/A | Sub-Slab Soil Vapor | 11/4/2021 | VOCs (TO-15) |
| SV-3 | SV-3 | N/A | Sub-Slab Soil Vapor | 11/4/2021 | VOCs (TO-15) |
| QAQC Samples | | | | | |
| N/A | TRIP BLANK | N/A | Day 1 | 11/3/2021 | VOCs |
| N/A | TRIP BLANK | N/A | Day 2 | 11/4/2021 | VOCs |

## 2.3 MAY/JUNE 2022 PHASE II ESA

Twenty-four (24) direct push borings were advanced using a track mounted Geoprobe (420 and 7822DT) on the Site where historical operations are suspected to have occurred. A total of twenty-four (24) soil samples and three (3) groundwater samples were collected, and nine (9) ambient air / indoor air / soil vapor / sub-slab soil vapor samples were collected and analyzed at Alpha Analytical laboratory, an NYSDOH ELAP-certified laboratory. The boring and sampling locations are shown in **Figure 2.1**.

The soil and groundwater samples were collected and analyzed for a combination of TCL/ TAL+30 list including VOCs by EPA Method 8260, SVOCs by EPA Method 8270, TAL metals, PCBs by EPA Method 8082A, and pesticides by EPA Method 8081/8082, in addition to cyanide. Additionally, groundwater samples were analyzed for PFAS by EPA Method 537 and 1,4 dioxane by EPA Method 8270D SIM. Soil vapor samples and the ambient air samples were analyzed for

VOCs in accordance with EPA Method TO-15. For QA/QC purposes, a trip blank was sent with the collected samples for laboratory analysis daily and analyzed for VOCs.

Soil conditions within the borings consisted of light brown to dark brown fine to coarse sand, silty clay, and trace silt. Fill was noted and observed in the soil boring logs. Groundwater was encountered at approximately 8.0 to 9.0 ft-bgs across the Site. The soil samples were screened using a PID, and visual and olfactory evidence of contamination. Soil samples were collected from each boring from the interval that exhibited the greatest evidence of impacts or based upon professional judgment if no impacts were observed. All soil samples were named based on their respective soil boring number and specified depth. No PID readings above zero were recorded and no visual or olfactory evidence of impacts was observed during the field work. PID readings and detailed soil descriptions are provided in the boring logs presented in **Appendix B**. **Table 2.1B** below presents a summary of the borings conducted and the samples collected.

**Table 2.1B: Summary of Sample Collection (May and June 2022)**

| Boring ID | Sample ID | Boring Depth (feet bgs) | Sample Depth (feet bgs) | Date Collected | Analyses |
|---|---|---|---|---|---|
| **Soil Samples** | | | | | |
| SB-101 | SB-101 (2.5-3) | 10 | 2.5-3 | 5/11/2022 | Metals, PAHs, VOCs |
| SB-102 | SB-102 (5.5-6) | 10 | 5.5-6 | 5/11/2022 | Metals, PAHs, VOCs |
| SB-103 | SB-103 (2.5-3) | 10 | 2.5-3 | 5/11/2022 | Metals, PAHs |
| SB-104 | SB-104 (2-2.5) | 10 | 2-2.5 | 5/11/2022 | Metals, PAHs |
| SB-105 | SB-105 (2.5-3) | 10 | 2.5-3 | 5/11/2022 | Metals, PAHs |
| SB-106 | SB-106 (8.5-9) | 10 | 8.5-9 | 5/11/2022 | Metals, PAHs, VOCs |
| SB-107 | SB-107 (8.5-9) | 10 | 8.5-9 | 5/11/2022 | Metals, PAHs, VOCs |
| SB-108 | SB-108 (1.5-2) | 10 | 1.5-2 | 5/11/2022 | Metals, PAHs |
| SB-109 | SB-109 (2-2.5) | 10 | 2-2.5 | 5/11/2022 | Metals, PAHs |
| SB-1 | SB-1 (8.5-9) | 12 | 8.5-9.0 | 5/17/2022 | TCL+30/ TAL, PFAS, 1,4 Dioxane |
| SB-2 | SB-2 (1-1.5) | 1.5 | 1.0-1.5 | 5/17/2022 | TCL+30/ TAL, PFAS, 1,4 Dioxane |
| SB-3 | SB-3-6.5 | 9 | 6.5-7.0 | 6/16/2022 | TCL+30/TAL |
| SB-4 | SB-4-13.5 | 15 | 13.5-14.0 | 6/16/2022 | TCL+30/TAL |
| SB-5 | SB-5-1.5 | 14 | 1.5-2.0 | 6/16/2022 | TCL+30/TAL |
| SB-6 | SB-6-7.5 | 10 | 7.5-8.0 | 6/16/2022 | TCL+30/TAL |
| SB-7 | SB-7-13 | 15 | 13.0-13.5 | 6/16/2022 | TCL+30/TAL |
| SB-8 | SB-8-0.5 | 1 | 0.5-1.0 | 6/16/2022 | TCL+30/TAL |
| SB-9 | SB-9-0.5 | 1 | 0.5-1.0 | 6/16/2022 | TCL+30/TAL |
| SB-10 | SB-10-1.5 | 4 | 1.5-2.0 | 6/16/2022 | TCL+30/TAL |
| SB-11 | SB-11-1.5 | 5 | 1.5-2.0 | 6/16/2022 | TCL+30/TAL |
| SB-12 | SB-12-2.5 | 10 | 2.5-3.0 | 6/16/2022 | TCL+30/TAL |
| SB-13 | SB-13-2.0 | 5 | 2.0-2.5 | 6/16/2022 | TCL+30/TAL |
| SB-14 | SB-14-3.0 | 10 | 3.0-3.5 | 6/16/2022 | TCL+30/TAL |
| SB-15 | SB-15-0.5 | 5 | 0.5-1.0 | 6/16/2022 | TCL+30/TAL |
| **Groundwater Samples** | | | | | |
| TW-1 | TW-1 | 12 | N/A | 5/17/2022 | TCL+30/TAL, PFAS, 1,4-dioxane |
| TW-2 | TW-2 | 15 | N/A | 6/16/2022 | TCL+30/TAL, PFAS, 1,4-dioxane |
| TW-3 | TW-3 | 15 | N/A | 6/16/2022 | TCL+30/TAL, PFAS, 1,4-dioxane |
| **Soil Vapor Samples** | | | | | |
| IA-1 | IA-1 | N/A | Indoor Air | 5/17/2022 | VOCs (TO-15) |
| SV-1 | SV-1 | N/A | Sub-Slab Soil Vapor | 5/17/2022 | VOCs (TO-15) |
| AMBIENT-1 | N/A | N/A | Ambient | 6/16/2022 | VOCs (TO-15) |
| IA-2 | IA-2 | N/A | Indoor Air | 6/16/2022 | VOCs (TO-15) |
| IA-3 | IA-3 | N/A | Indoor Air | 6/16/2022 | VOCs (TO-15) |
| SV-2 | SV-2 | N/A | Sub-Slab Soil Vapor | 6/16/2022 | VOCs (TO-15) |
| SV-3 | SV-3 | N/A | Soil Vapor | 6/16/2022 | VOCs (TO-15) |
| SV-4 | SV-4 | N/A | Soil Vapor | 6/16/2022 | VOCs (TO-15) |
| SV-5 | SV-5 | N/A | Sub-Slab Soil Vapor | 6/16/2022 | VOCs (TO-15) |
| **QA/QC Samples** | | | | | |
| N/A | TRIP BLANK | N/A | Day 1 | 5/17/2022 | VOCs |
| N/A | TRIP BLANK | N/A | Day 1 | 6/16/2022 | VOCs |

## 2.4 JANUARY 2023 PHASE II ESA

Fifteen (15) direct push borings were advanced using a track mounted Geoprobe (6010DT) on the Site to investigate the RECs identified in the SESI March 2023 Phase I ESA. A total of fifteen (15) soil samples and five (5) groundwater samples were collected, and (9) sub-slab / soil vapor samples were collected and analyzed at Alpha Analytical laboratory, an NYSDOH ELAP-certified laboratory. The boring and sampling locations are shown in **Figure 2.1**.

The soil, groundwater, and air/vapor samples were collected and analyzed for a combination of TCL/TAL+30 list including VOCs by EPA Method 8260, SVOCs by EPA Method 8270, TAL metals, PCBs by EPA Method 8082A, and pesticides by EPA Method 8081/8082, in addition to cyanide. Additionally, groundwater samples were analyzed for PFAS by EPA Method 537 and 1,4 dioxane by EPA Method 8270D SIM. Soil vapor samples and the ambient air samples were analyzed for VOCs in accordance with EPA Method TO-15. For QA/QC purposes, a trip blank was sent with the collected samples for laboratory analysis daily and analyzed for VOCs.

Soil conditions within the borings consisted of light brown to dark brown fine to coarse sand, silty clay, and trace silt. Groundwater was encountered at approximately 8.0 to 11.5 ft-bgs across the Site. The soil samples were screened using a PID, and visual and olfactory evidence of contamination. Soil samples were collected from each boring from the interval that exhibited the greatest evidence of impacts or based upon professional judgment if no impacts were observed. All soil samples were named based on their respective soil boring number and specified depth. No PID readings above zero were recorded and no visual or olfactory evidence of impacts was observed during the field work. PID readings and detailed soil descriptions are provided in the boring logs presented in **Appendix B**. **Table 2.1C** below presents a summary of the borings conducted and the samples collected.

**Table 2.1C: Summary of Sample Collection (January 2023)**

| Boring ID | Sample ID | Boring Depth (feet bgs) | Sample Depth (feet bgs) | Date Collected | Analyses |
|---|---|---|---|---|---|
| **Soil Samples** | | | | | |
| SB-201 | SB-201 (4.5-5) | 10 | 4.5-5 | 1/25/2023 | TCL+30/TAL |
| SB-202 | SB-202 (0.5-1.5) | 10 | 0.5-1.5 | 1/30/2023 | TCL+30/TAL |
| SB-203 | SB-203 (2-3) | 10 | 2-3 | 1/30/2023 | TCL+30/TAL, PFAS, 1,4-dioxane |
| SB-204 | SB-204 (7-7.5) | 10 | 7-7.5 | 1/26/2023 | TCL+30/TAL |
| SB-205 | SB-205 (2.5-3) | 9 | 2.5-3 | 1/26/2023 | TCL+30/TAL |
| SB-206 | SB-206 (5.5-6) | 9 | 5.5-6 | 1/26/2023 | TCL+30/TAL, PFAS, 1,4-dioxane |
| SB-207 | SB-207 (8.5-9) | 9 | 8.5-9 | 1/27/2023 | TCL+30/TAL |
| SB-208 | SB-208 (2.5-3) | 10 | 2.5-3 | 1/27/2023 | TCL+30/TAL |
| SB-209 | SB-209 (2.5-3) | 5 | 2.5-3 | 1/27/2023 | TCL+30/TAL, PFAS, 1,4-dioxane |
| SB-211 | SB-211 (2-3) | 10 | 2-3 | 1/30/2023 | TCL+30/TAL |
| SB-212 | SB-212 (1.5-2) | 10 | 1.5-2 | 1/30/2023 | TCL+30/TAL, PFAS, 1,4-dioxane |
| | DUP-SO-20230130 | 10 | 1.5-2 | 1/30/2023 | TCL+30/TAL, PFAS, 1,4-dioxane |
| SB-213 | SB-213 (4.5-5.5) | 10 | 4.5-5.5 | 1/30/2023 | TCL+30/TAL |
| SB-214 | SB-214 (2.5-3.5) | 10 | 2.5-3.5 | 1/30/2023 | TCL+30/TAL |
| SB-215 | SB-215 (1-2) | 10 | 1-2 | 1/30/2023 | TCL+30/TAL, PFAS, 1,4-dioxane |
| SB-210 | SB-210 (1-1.5) | 10 | 1-1.5 | 1/31/2023 | TCL+30/TAL |
| **Groundwater Samples** | | | | | |
| TWP-201 | TWP-201 | 15 | 5-15 | 1/25/2023 | TCL+30/TAL, PFAS, 1,4-dioxane |
| | DUP-GW-20230125 | 15 | GW Duplicate | 1/25/2023 | TCL+30/TAL, PFAS, 1,4-dioxane |
| TWP-202 | TWP-202 | 15 | 5-15 | 1/27/2023 | TCL+30/TAL, PFAS, 1,4-dioxane |
| TWP-203 | TWP-203 | 15 | 5-15 | 1/26/2023 | TCL+30/TAL, PFAS, 1,4-dioxane |
| TWP-205 | TWP-205 | 15 | 5-15 | 1/30/2023 | TCL+30/TAL, PFAS, 1,4-dioxane |
| TWP-206 | TWP-206 | 15 | 5-12 | 1/31/2023 | TCL+30/TAL, PFAS, 1,4-dioxane |
| **Soil Vapor Samples** | | | | | |
| SV-202 | SV-202 | 5 | Soil Vapor | 1/25/2023 | VOCs (TO-15) |
| SV-201 | SV-201 | 5 | Soil Vapor | 1/26/2023 | VOCs (TO-15) |
| SSSV-204 | SSSV-204 | 0.5 | beneath slab | 1/26/2023 | VOCs (TO-15) |
| SSSV-203 | SSSV-203 | 0.5 | beneath slab | 1/27/2023 | VOCs (TO-15) |
| SSSV-201 | SSSV-201 | 0.5 | beneath slab | 1/30/2023 | VOCs (TO-15) |
| SSSV-202 | SSSV-202 | 0.5 | beneath slab | 1/30/2023 | VOCs (TO-15) |
| SV-203 | SV-203 | 5 | Soil Vapor | 1/31/2023 | VOCs (TO-15) |
| SV-204 | SV-204 | 5 | Soil Vapor | 1/31/2023 | VOCs (TO-15) |
| SV-205 | SV-205 | 5 | Soil Vapor | 1/31/2023 | VOCs (TO-15) |
| **QA/QC Samples** | | | | | |
| N/A | FB-GW-20230125 | N/A | FB for GW | 1/25/2023 | TCL+30/TAL, PFAS, 1,4-dioxane |
| N/A | FB-SO-20230126 | N/A | FB for soil | 1/26/2023 | TCL+30/TAL, PFAS, 1,4-dioxane |
| N/A | TB-20230125 | N/A | Day 1 | 1/25/2023 | VOCs |
| N/A | TB-20230126 | N/A | Day 2 | 1/26/2023 | VOCs |
| N/A | TB-20230127 | N/A | Day 3 | 1/27/2023 | VOCs |
| N/A | TB-20230131 | N/A | Day 5 | 1/31/2023 | VOCs |

## 2.4 MARCH 2023 PHASE II ESA

Seven (7) direct push borings were advanced using a track mounted Geoprobe (7822DT) on the Site to further investigate Lot 34. A total of nine (9) soil samples, one (1) groundwater sample, and two (2) sub-slab or soil vapor samples were collected and analyzed at Alpha Analytical laboratory, an NYSDOH ELAP-certified laboratory. The boring and sampling locations are shown in **Figure 2.1**.

The soil, groundwater, and vapor samples were collected and analyzed for a combination of TCL/TAL+30 list including VOCs by EPA Method 8260, SVOCs by EPA Method 8270, TAL metals, PCBs by EPA Method 8082A, and pesticides by EPA Method 8081/8082, in addition to cyanide. Additionally, groundwater samples were analyzed for PFAS by EPA Method 1633 and 1,4 dioxane by EPA Method 8270D SIM. Soil vapor samples and sub slab soil vapor samples were analyzed for VOCs in accordance with EPA Method TO-15. For QA/QC purposes, a trip blank was sent with the collected samples for VOC analysis.

Soil conditions within the borings consisted of light brown to dark brown fine to coarse sand, silty clay and trace silt. Groundwater was encountered at approximately 11.9 ft-bgs in the temporary well. The soil samples were screened using a PID, and visual and olfactory evidence of contamination. Soil samples were collected from each boring from the interval that exhibited the greatest evidence of impacts or based upon professional judgment if no impacts were observed. All soil samples were named based on their respective soil boring number and specified depth. PID readings were recorded between 0 and 55.1 ppm, however no visual or olfactory evidence of impacts was observed during the fieldwork. PID readings and detailed soil descriptions are provided in the boring logs presented in **Appendix B**. **Table 2.1D** below presents a summary of the borings conducted and the samples collected.

**Table 2.1D: Summary of Sample Collection (March 2023)**

| Boring ID | Sample ID | Boring Depth (feet bgs) | Sample Depth (feet bgs) | Date Collected | Analyses |
|---|---|---|---|---|---|
| **Soil Samples** | | | | | |
| SB-301 | SB-301 (1.5-2) | 10 | 1.5-2 | 3/28/2023 | TCL+30/TAL |
| SB-302 | SB-302 (2-2.5) | 10 | 2-2.5 | 3/28/2023 | TCL+30/TAL |
| SB-303 | SB-303 (2-2.5) | 10 | 2-2.5 | 3/28/2023 | TCL+30/TAL |
| SB-303 | SB-303 (8.5-9) | 10 | 8.5-9 | 3/28/2023 | TCL+30/TAL |
| SB-304 | SB-304 (1.5-2) | 10 | 1.5-2 | 3/28/2023 | TCL+30/TAL |
| SB-304 | SB-304 (3-3.5) | 10 | 3-3.5 | 3/28/2023 | TCL+30/TAL |
| SB-305 | SB-305 (1.5-2) | 15 | 1.5-2 | 3/28/2023 | TCL+30/TAL |
| SB-306 | SB-306 (2.5-3) | 15 | 2.5-3 | 3/28/2023 | TCL+30/TAL |
| SB-307 | SB-307 (1.5-2) | 10 | 1.5-2 | 3/28/2023 | TCL+30/TAL |
| SB-307 | SB-307 (4.5-5) | 10 | 4.5-5 | 3/28/2023 | TCL+30/TAL |
| **Groundwater Samples** | | | | | |
| TWP-301 | TWP-301 | 18.4 | 8.4-18.4 | 3/28/2023 | TCL+30/TAL, PFAS, 1,4-dioxane |
| **Soil Vapor Samples** | | | | | |
| SV-301 | SV-301 | 5 | Soil Vapor | 3/28/2023 | VOCs (TO-15) |
| SSSV-301 | SSSV-301 | 0.5 | beneath slab | 3/28/2023 | VOCs (TO-15) |
| **QA/QC Samples** | | | | | |
| N/A | TB-20230328 | N/A | N/A | 3/28/2023 | VOCs |

## 3.0 ANALYTICAL RESULTS

### 3.1 SOIL INVESTIGATION RESULTS

In total, 59 soil samples were collected from 56 borings and sent to Alpha Analytical Laboratory under a chain-of-custody for the analysis of the parameters noted in **Tables 2.1A** through **2.1D**.

A summary table of the analytical results compared to NYSDEC Unrestricted Use Soil Cleanup Objectives (USCOs), Residential Soil Cleanup Objectives, Restricted Residential Soil Cleanup Objectives (RRSCOs), and the NYSDEC Soil Screening Levels for emerging contaminants (NYSDEC Guidelines for Sampling and Analysis of PFAS Under NYSDEC's Part 375 Remedial Programs) is presented as **Table 3.1.** Exceedances of the soil cleanup objectives are presented on **Figure 3.1**. The laboratory analytical data is provided in **Appendix C**.

As presented on **Table 3.1** and on **Figure 3.1**, VOCs including 1,2,4-Trimethylbenzene, 1,2-Dichlorobenzene, Acetone, Ethylbenzene, Xylenes (Total) were detected in two (2) soil samples collected from two (2) soil borings at concentrations exceeding the USCOs to a depth of 9.0 ft-bgs. SVOCs including Benzo(a)anthracene, Benzo(a)pyrene, Benzo(b)fluoranthene, Benzo(k)fluoranthene, Chrysene, Dibenzo(a,h)anthracene, Indeno(1,2,3-cd)pyrene were detected in eight (8) soil samples above USCOs and RRSCOs to 9.0 ft-bgs. Pesticides including 4,4'-DDE, 4,4'-DDT, and Dieldrin were detected in four (4) soil samples collected from four (4) soil borings at concentrations exceeding USCOs to depths of 5.5 ft-bgs. PCBs including Aroclor 1260 and total PCBs were detected in one (1) sample at concentrations exceeding USCOs to a depth of 2.5 ft-bgs. Metals including total Arsenic, total Barium, total Copper, total Lead, total Manganese, total Mercury, total Nickel, and/or total Zinc were detected in 28 soil samples from 28 soil borings at concentrations exceeding the USCOs to depths of up to 7.5 ft-bgs. One (1) PFAS compound was detected in one (1) soil sample at a concentration exceeding the USCOs at a depth of 3-3.5 ft-bgs.

### 3.2 GROUNDWATER INVESTIGATION RESULTS

A total of 13 groundwater samples were collected from 12 temporary well locations and sent to Alpha Analytical Laboratory under a chain-of-custody for the analysis of the parameters noted on **Tables 2.1A** through **2.1D**. A summary table of the analytical results compared to NYSDEC Technical and Operational Guidance Series 1.1.1 (TOGS) Class GA Ambient Water Quality Standards and Guidance Values (AWQS) is presented on **Table 3.2** and on **Figure 3.2**. The laboratory analytical report is provided in **Appendix C**.

As presented on **Table 3.2** and **Figure 3.2**, VOCs including 1,2,4-Trimethylbenzene, 1,2-Dichlorobenzene, and Chloroform were detected in two (2) groundwater samples at concentrations exceeding the AWQSs. SVOCs including 1,2-Dichlorobenzene, Anthracene, Bis(2-ethylhexyl)phthalate, Benzo(a)anthracene, Benzo(a)pyrene, Benzo(b)fluoranthene, Benzo(k)fluoranthene, Chrysene, Indeno(1,2,3-cd)pyrene, Phenanthrene, and Pyrene were detected in 11 groundwater samples at concentrations exceeding the AWQSs. Metals including total Antimony, total Arsenic, total Barium, total Beryllium, total Cadmium, total Chromium, total Copper, total Iron, total Lead, total Magnesium, total Manganese, total Mercury, total Nickel, total Selenium, total Sodium, and total Thallium were detected in 12 groundwater samples at concentrations exceeding the AWQSs. PFAS compounds were detected in 11 groundwater samples at concentrations exceeding the AWQS.

## 3.3 SUB-SLAB/SOIL VAPOR INVESTIGATION RESULTS

A total of 19 soil vapor or sub-slab soil vapor samples and seven (7) ambient or indoor air samples were completed by SESI during the November 2021, June 2022, January 2023, and March 2023 sampling events. The vapor and ambient/indoor air samples were analyzed for VOCs in accordance with EPA Method TO-15. A summary of the soil vapor and ambient/indoor air analytical results is presented on **Table 3.3** and **Figure 3.3**. The laboratory analytical report is provided in **Appendix C**.

As presented on **Table 3.3** and **Figure 3.3** below, VOCs including Carbon tetrachloride, cis-1,2-Dichloroethene, Methylene chloride, Tetrachloroethene and Trichloroethene were detected in one (1) of soil vapor, one (1) sub-slab soil vapor samples, four (4) indoor air samples and/or two (2) ambient air samples at concentrations exceeding their respective NYSDOH Matrix Criteria as shown in **Table 3.3** and **Figure 3.3**.

## 4.0 SUMMARY AND CONCLUSIONS

SESI conducted a Phase I ESA at the subject Site and identified several RECs that warranted further investigations. Phase II ESA activities were conducted at the Site during four (4) different events (November 2021, May/June 2022, January 2023, and March 2023). During the course of these investigations, exceedances of the relevant regulatory criteria were identified in the soil, groundwater, and soil vapor. Exceedances for VOCs, SVOCs, pesticides, PCBs, metals and PFAS compounds were all identified.

VOCs, SVOCs, pesticides, PCBs, metals and PFAS concentrations in soil exceed the USCOs and RRSCOs to depths ranging from 2.5 ft-bgs to 9.5 ft-bgs. In addition, several VOCs, SVOCs, metals and PFAS were identified in groundwater samples at concentrations exceeding the AWQS. Carbon tetrachloride, cis-1,2-Dichloroethene, Methylene chloride, Tetrachloroethene, and Trichloroethene were detected in soil vapor at concentrations exceeding the NYSDOH Decision Matrices Lower Threshold Levels.

# Figures

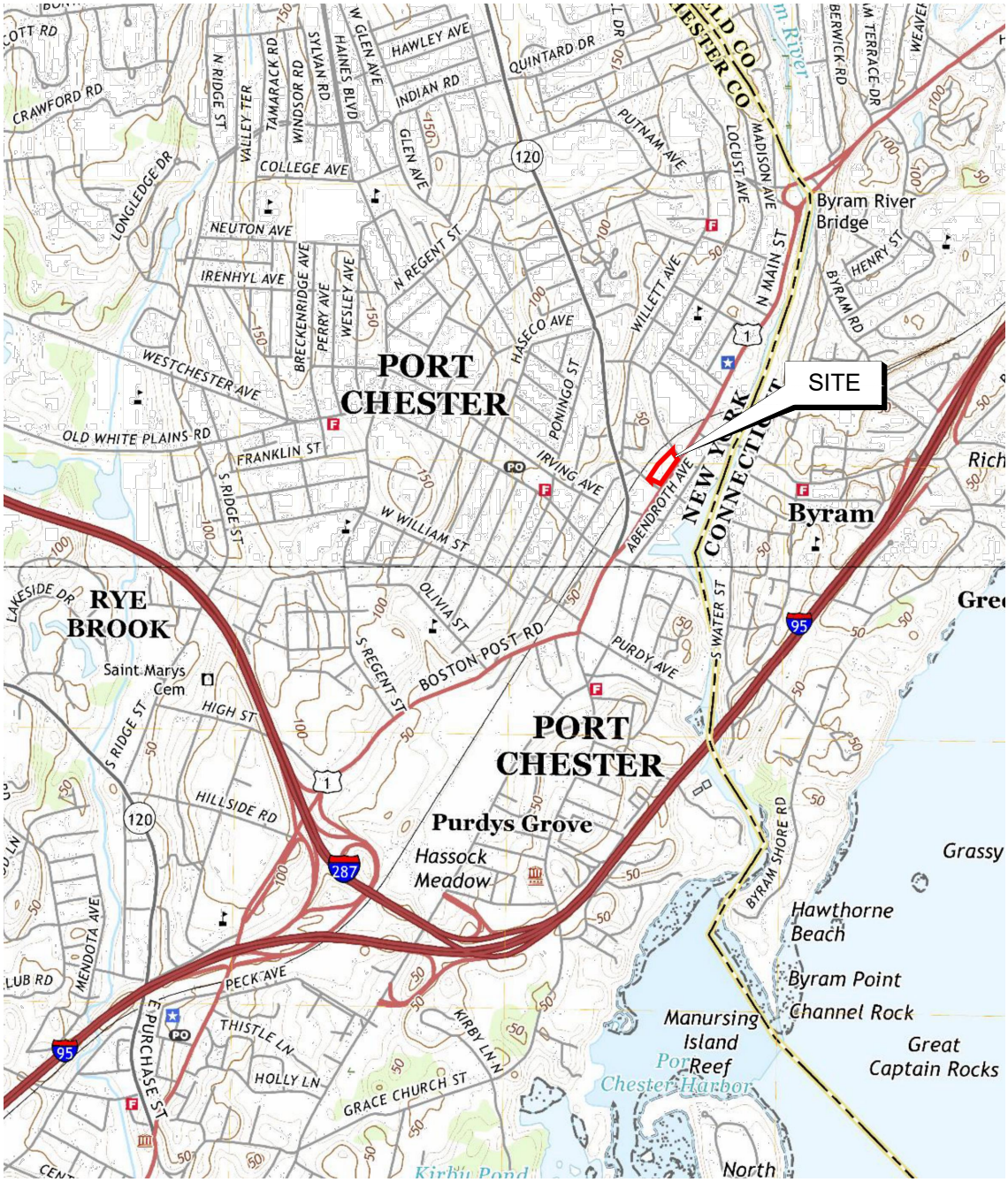


REFERENCE:
HISTORICAL TOPOGRAPHICAL MAP PREPARED BY EDR,
MAP DATED 2013.

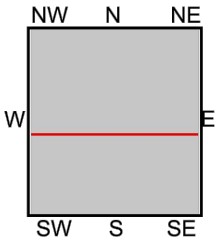


TP, Glenville, 2018, 7.5-minute
S, Mamaroneck, 2019, 7.5-minute

SCALE: 1"=2,000'
0 2,000 4,000

FIG-1.1

128-148 NORTH MAIN STREET
SECTION 142.23, BLOCK 1 LOTS 34, 35, 36, 52
2PORT CHESTER, WESTCHESTER COUNTY
NEW YORK 10573

SITE LOCATION MAP

Cert of Auth #24GA27934700
SESI CONSULTING ENGINEERS
GEOTECHNICAL | ENVIRONMENTAL | SITE CIVIL
959 route 46e, 3rd floor, parsippany, nj 07054 ph: 973.808.9050

DRAWN BY: AW
CHECKED BY: CM
SCALE: AS NOTED
DATE: 03/16/2023
JOB NO.: 12814

N:\ACAD\12814\CAD\ENVIRONMENTAL\PHASE I\12814.DWG.SITE.DWG 05/17/23 04:28:24PM, alan.ward, LAYOUT:FIG 1-1 SITE

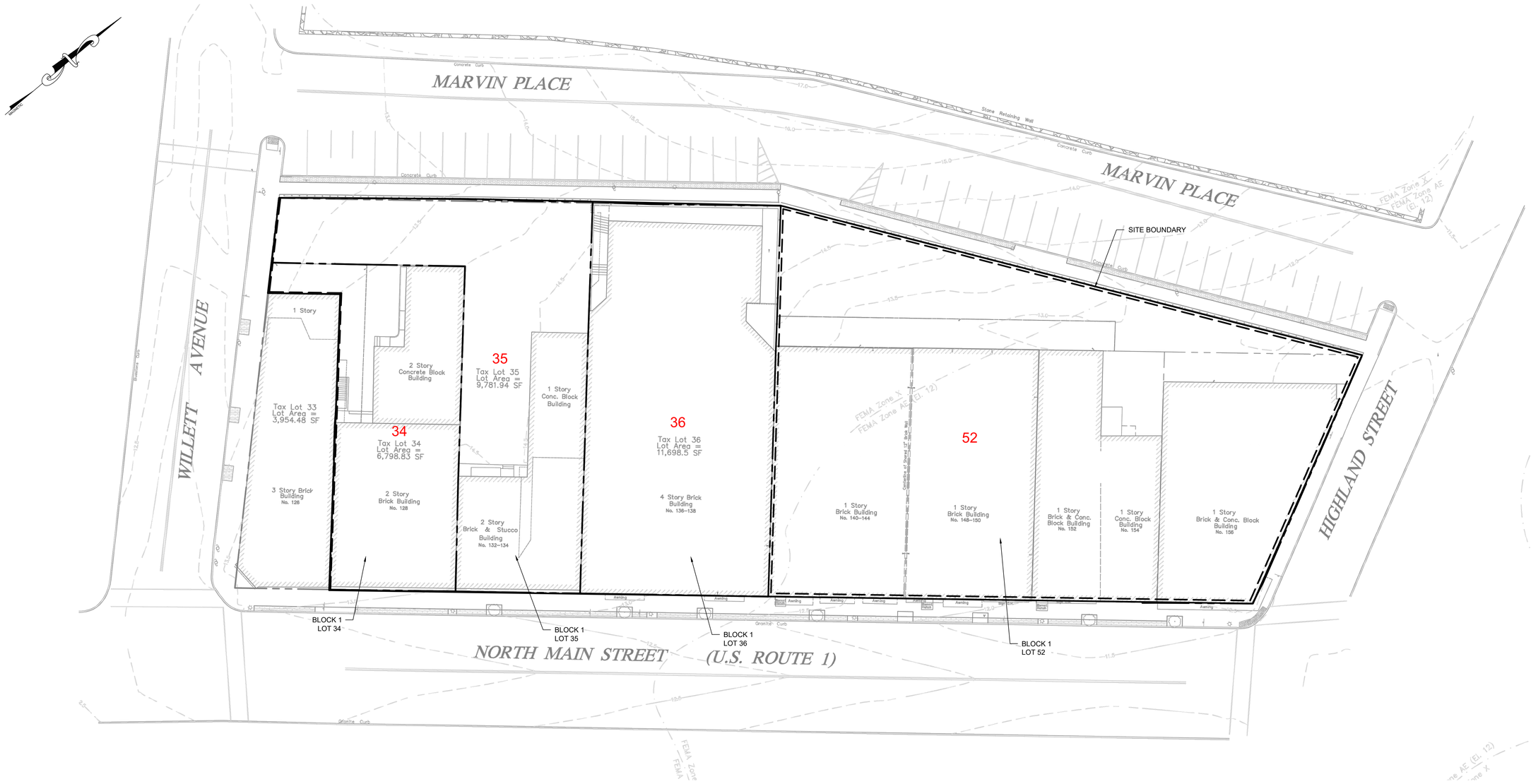


LEGEND:

- SITE BOUNDARY
- PARCEL BOUNDARY
- 38 - TAX LOT NUMBER

REFERENCE:
SITE AND PROPERTY BOUNDARIES TAKEN FROM ESRI PARCEL INFORMATION, UNDATED.



Scale: 1"= 20'
0 10 20 40 60 80

| rev | date | description | by |
|---|---|---|---|

dwg by: AW
chk by: CM
scale: AS NOTED
date: 03/16/2023

SESI CONSULTING ENGINEERS
GEOTECHNICAL | ENVIRONMENTAL | SITE CIVIL
959 route 46e, 3rd floor, parsippany, nj 07054 ph: 973.808.9050

128-148 NORTH MAIN STREET
SECTION 142.23, BLOCK 1, LOTS 34, 35, 36, 52
PORT CHESTER, WESTCHESTER COUNTY,
NEW YORK 10573

title: TAX MAP

job no. 12814
drawing no.

FIG-1.2



N:\ACAD\12814\CAD\ENVIRONMENTAL\PHASE II\12814.DWG TAX.DWG 03/17/23 05:01:41PM, dan.ward, LAYOUT:FIG-1.2 TAX MAP


LEGEND:

| | | |
|---|---|---|
| | - | SITE BOUNDARY |
| | - | PARCEL BOUNDARY |
| REC-1 | - | CURRENT PRESENT AST's |
| REC-2 | - | SUSPECTED & POTENTIAL AST's/UST's (SITE-WIDE) |
| REC-3 | - | STAINING ON LOADING DOCK |
| REC-4 | - | HISTORICAL COMMERCIAL/INDUSTRIAL OPERATIONS (SITE-WIDE) |
| | - | APPROXIMATE REC BOUNDARIES |

Scale: 1"= 20'

0 10 20 40 60 80



REFERENCE
SITE AND PROPERTY BOUNDARIES TAKEN FROM ESRI PARCEL INFORMATION, UNDATED.

| rev | date | description | by |
|---|---|---|---|

dwg by: AW
chk by: CM
scale: AS NOTED
date: 03/16/2023

SESI CONSULTING ENGINEERS
GEOTECHNICAL | ENVIRONMENTAL | SITE CIVIL
959 route 46e, 3rd floor, parsippany, nj 07054 ph: 973.808.9050

128-148 NORTH MAIN STREET
SECTION 142.23, BLOCK 1, LOTS 34, 35, 36, 52
PORT CHESTER, WESTCHESTER COUNTY, NEW YORK 10573

title: SITE PLAN WITH REC LOCATIONS

job no. 12814
drawing no.

FIG 1.3



N:\ACAD\12814\CAD\ENVIRONMENTAL\PHASE II\12814 DWG\REC.DWG 05/17/23 03:24:41PM, aldrowardi, LAYOUT:FIG-2.2 REC LOC PLAN

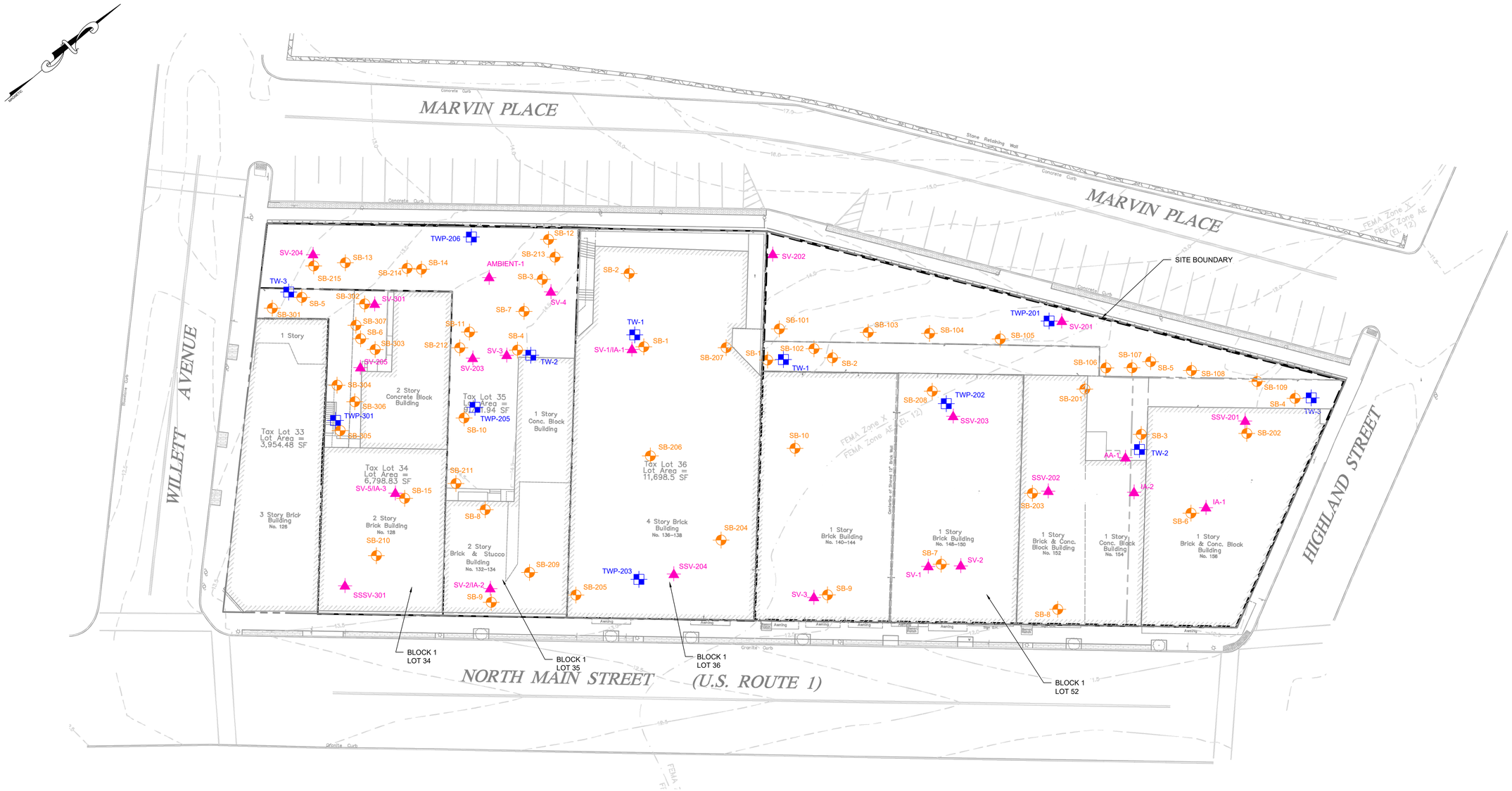


LEGEND:

- SITE BOUNDARY
- PARCEL BOUNDARY
- SB-2 - SOIL BORING SAMPLE AND APPROX. LOCATION
- TWP-203 - TEMPORARY MONITORING WELL SAMPLE AND APPROX. LOCATION
- SV-1 - AIR SAMPLE NUMBER AND APPROX. LOCATION

Scale: 1"= 20'

0 10 20 40 60 80



REFERENCE
SITE AND PROPERTY BOUNDARIES TAKEN FROM ESRI PARCEL INFORMATION, UNDATED.

| rev | date | description | by |
|---|---|---|---|

dwg by: APG
chk by: MN
scale: AS NOTED
date: 3/16/2023

SESI CONSULTING ENGINEERS
GEOTECHNICAL | ENVIRONMENTAL | SITE CIVIL
959 route 46e, 3rd floor, parsippany, nj 07054 ph: 973.808.9050

128-148 NORTH MAIN STREET
SECTION 142.23, BLOCK 1, LOTS 34, 35, 36, 52
PORT CHESTER, WESTCHESTER COUNTY, NEW YORK 10573

title: BORING AND SAMPLE LOCATION PLAN

job no. 12814
drawing no.

FIG-2.1



N:\CAD\12814\CAD\ENVIRONMENTAL PHASE I\12814.DWG,BORE LOC PLAN - PH2.DWG 05/17/23 04:45:15PM, dan.ward, LAYOUT:Fig-2.1 BORE AND SAMP

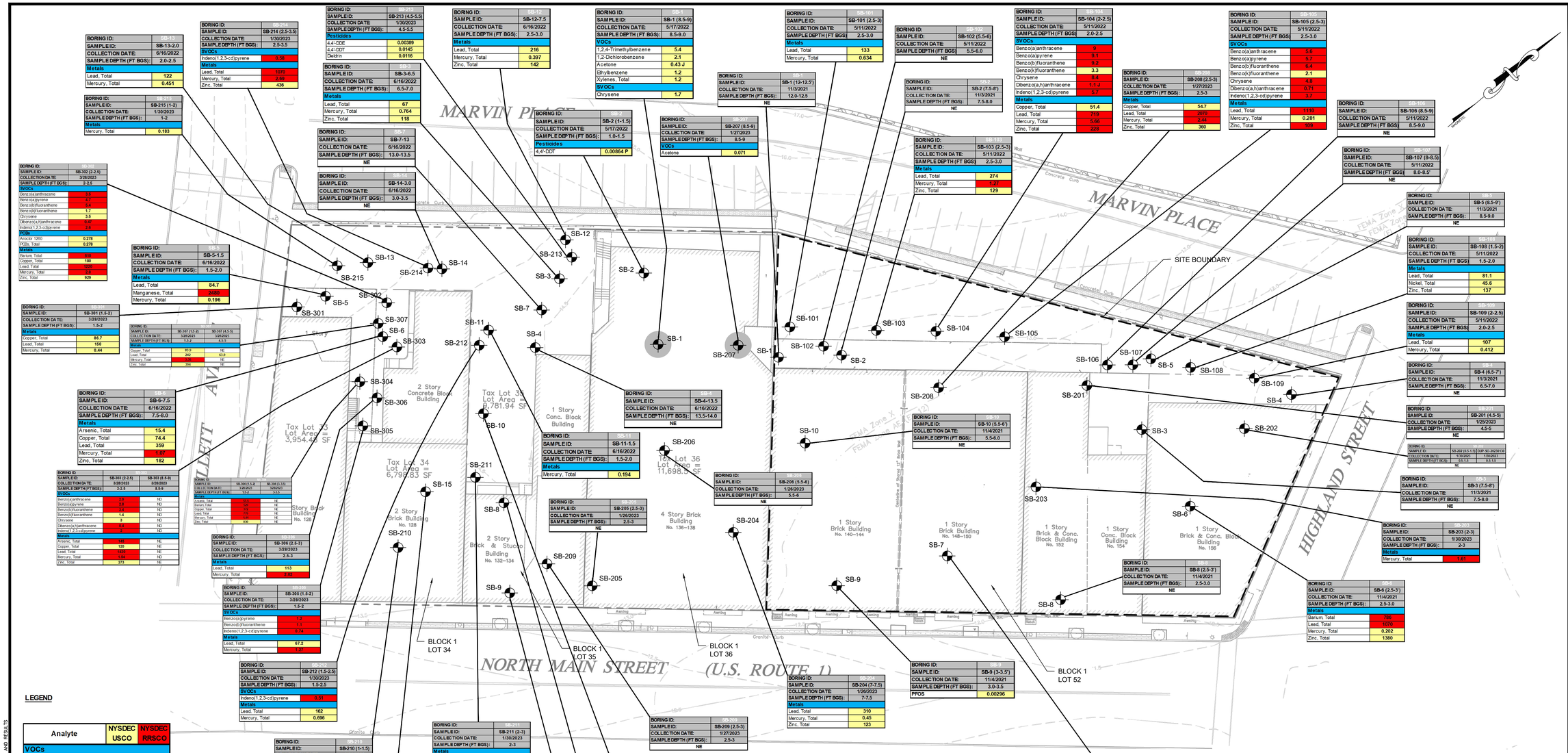


| BORING ID: | SB-101 |
|---|---|
| SAMPLE ID: | SB-101 (2.5-3) |
| COLLECTION DATE: | 5/11/2022 |
| SAMPLE DEPTH (FT BGS): | 2.5-3.0 |
| **Metals** | |
| Lead, Total | 133 |
| Mercury, Total | 0.634 |

| BORING ID: | SB-102 |
|---|---|
| SAMPLE ID: | SB-102 (5.5-6) |
| COLLECTION DATE: | 5/11/2022 |
| SAMPLE DEPTH (FT BGS): | 5.5-6.0 |
| NE | |

| BORING ID: | SB-103 |
|---|---|
| SAMPLE ID: | SB-103 (2.5-3) |
| COLLECTION DATE: | 5/11/2022 |
| SAMPLE DEPTH (FT BGS): | 2.5-3.0 |
| **Metals** | |
| Lead, Total | 274 |
| Mercury, Total | 1.27 |
| Zinc, Total | 129 |

| BORING ID: | SB-104 |
|---|---|
| SAMPLE ID: | SB-104 (2-2.5) |
| COLLECTION DATE: | 5/11/2022 |
| SAMPLE DEPTH (FT BGS): | 2.0-2.5 |
| **SVOCs** | |
| Benzo(a)anthracene | 9 |
| Benzo(a)pyrene | 9.1 |
| Benzo(b)fluoranthene | 9.2 |
| Benzo(k)fluoranthene | 3.3 |
| Chrysene | 8.4 |
| Dibenzo(a,h)anthracene | 1.1 J |
| Indeno(1,2,3-cd)pyrene | 5.7 |
| **Metals** | |
| Copper, Total | 51.4 |
| Lead, Total | 710 |
| Mercury, Total | 5.56 |
| Zinc, Total | 228 |

| BORING ID: | SB-105 |
|---|---|
| SAMPLE ID: | SB-105 (2.5-3) |
| COLLECTION DATE: | 5/11/2022 |
| SAMPLE DEPTH (FT BGS): | 2.5-3.0 |
| **SVOCs** | |
| Benzo(a)anthracene | 5.6 |
| Benzo(a)pyrene | 5.7 |
| Benzo(b)fluoranthene | 6.4 |
| Benzo(k)fluoranthene | 2.1 |
| Chrysene | 4.8 |
| Dibenzo(a,h)anthracene | 0.71 |
| Indeno(1,2,3-cd)pyrene | 3.7 |
| **Metals** | |
| Lead, Total | 1110 |
| Mercury, Total | 0.281 |
| Zinc, Total | 109 |

| BORING ID: | SB-106 |
|---|---|
| SAMPLE ID: | SB-106 (8.5-9) |
| COLLECTION DATE: | 5/11/2022 |
| SAMPLE DEPTH (FT BGS): | 8.5-9.0 |
| NE | |

| BORING ID: | SB-107 |
|---|---|
| SAMPLE ID: | SB-107 (8-8.5) |
| COLLECTION DATE: | 5/11/2022 |
| SAMPLE DEPTH (FT BGS): | 8.0-8.5' |
| NE | |

| BORING ID: | SB-108 |
|---|---|
| SAMPLE ID: | SB-108 (1.5-2) |
| COLLECTION DATE: | 5/11/2022 |
| SAMPLE DEPTH (FT BGS): | 1.5-2.0 |
| **Metals** | |
| Lead, Total | 81.1 |
| Nickel, Total | 45.6 |
| Zinc, Total | 137 |

| BORING ID: | SB-109 |
|---|---|
| SAMPLE ID: | SB-109 (2-2.5) |
| COLLECTION DATE: | 5/11/2022 |
| SAMPLE DEPTH (FT BGS): | 2.0-2.5 |
| **Metals** | |
| Lead, Total | 107 |
| Mercury, Total | 0.412 |

| BORING ID: | SB-4 |
|---|---|
| SAMPLE ID: | SB-4 (6.5-7') |
| COLLECTION DATE: | 11/3/2021 |
| SAMPLE DEPTH (FT BGS): | 6.5-7.0 |
| NE | |

| BORING ID: | SB-201 |
|---|---|
| SAMPLE ID: | SB-201 (4.5-5) |
| COLLECTION DATE: | 1/25/2023 |
| SAMPLE DEPTH (FT BGS): | 4.5-5 |
| NE | |

| BORING ID: | SB-202 |
|---|---|
| SAMPLE ID: | SB-202 (0.5-1.5) DUP SD-202(0130) |
| COLLECTION DATE: | 1/30/2023 1/30/2023 |
| SAMPLE DEPTH (FT BGS): | 0.5-1.5 0.5-1.5 |
| NE | |

| BORING ID: | SB-3 |
|---|---|
| SAMPLE ID: | SB-3 (7.5-8') |
| COLLECTION DATE: | 11/3/2021 |
| SAMPLE DEPTH (FT BGS): | 7.5-8.0 |
| NE | |

| BORING ID: | SB-203 |
|---|---|
| SAMPLE ID: | SB-203 (2-3) |
| COLLECTION DATE: | 1/30/2023 |
| SAMPLE DEPTH (FT BGS): | 2-3 |
| **Metals** | |
| Mercury, Total | 3.61 |

| BORING ID: | SB-6 |
|---|---|
| SAMPLE ID: | SB-6 (2.5-3') |
| COLLECTION DATE: | 11/4/2021 |
| SAMPLE DEPTH (FT BGS): | 2.5-3.0 |
| **Metals** | |
| Barium, Total | 786 |
| Lead, Total | 1070 |
| Mercury, Total | 0.202 |
| Zinc, Total | 1380 |

| BORING ID: | SB-7 |
|---|---|
| SAMPLE ID: | SB-7 (2.5-3') |
| COLLECTION DATE: | 11/4/2021 |
| SAMPLE DEPTH (FT BGS): | 2.5-3.0 |
| NE | |

| BORING ID: | SB-8 |
|---|---|
| SAMPLE ID: | SB-8 (2.5-3') |
| COLLECTION DATE: | 11/4/2021 |
| SAMPLE DEPTH (FT BGS): | 2.5-3.0 |
| NE | |

| BORING ID: | SB-9 |
|---|---|
| SAMPLE ID: | SB-9 (3-3.5') |
| COLLECTION DATE: | 11/4/2021 |
| SAMPLE DEPTH (FT BGS): | 3.0-3.5 |
| PFOS | 0.00296 |

| BORING ID: | SB-10 |
|---|---|
| SAMPLE ID: | SB-10 (5.5-6') |
| COLLECTION DATE: | 11/4/2021 |
| SAMPLE DEPTH (FT BGS): | 5.5-6.0 |
| NE | |

| BORING ID: | SB-204 |
|---|---|
| SAMPLE ID: | SB-204 (7-7.5) |
| COLLECTION DATE: | 1/26/2023 |
| SAMPLE DEPTH (FT BGS): | 7-7.5 |
| **Metals** | |
| Lead, Total | 310 |
| Mercury, Total | 0.45 |
| Zinc, Total | 123 |

| BORING ID: | SB-205 |
|---|---|
| SAMPLE ID: | SB-205 (2.5-3) |
| COLLECTION DATE: | 1/26/2023 |
| SAMPLE DEPTH (FT BGS): | 2.5-3 |
| NE | |

| BORING ID: | SB-206 |
|---|---|
| SAMPLE ID: | SB-206 (5.5-6) |
| COLLECTION DATE: | 1/26/2023 |
| SAMPLE DEPTH (FT BGS): | 5.5-6 |
| NE | |

| BORING ID: | SB-11 |
|---|---|
| SAMPLE ID: | SB-11-1.5 |
| COLLECTION DATE: | 6/16/2022 |
| SAMPLE DEPTH (FT BGS): | 1.5-2.0 |
| **Metals** | |
| Mercury, Total | 0.194 |

| BORING ID: | SB-4 |
|---|---|
| SAMPLE ID: | SB-4-13.5 |
| COLLECTION DATE: | 6/16/2022 |
| SAMPLE DEPTH (FT BGS): | 13.5-14.0 |
| NE | |

| BORING ID: | SB-301 |
|---|---|
| SAMPLE ID: | SB-301 (1.5-2) |
| COLLECTION DATE: | 3/28/2023 |
| SAMPLE DEPTH (FT BGS): | 1.5-2 |
| **Metals** | |
| Copper, Total | 86.7 |
| Lead, Total | 150 |
| Mercury, Total | 0.44 |

| BORING ID: | SB-302 | SB-307 |
|---|---|---|
| SAMPLE ID: | SB-302 (1.5-2) | SB-307 (4.5-5) |
| COLLECTION DATE: | 3/28/2023 | 3/28/2023 |
| SAMPLE DEPTH (FT BGS): | 1.5-2 | 4.5-5 |
| **Metals** | | |
| Copper, Total | 83.9 | ND |
| Lead, Total | 242 | 63.9 |
| Mercury, Total | 0.52 | ND |
| Zinc, Total | 394 | ND |

| BORING ID: | SB-6 |
|---|---|
| SAMPLE ID: | SB-6-7.5 |
| COLLECTION DATE: | 6/16/2022 |
| SAMPLE DEPTH (FT BGS): | 7.5-8.0 |
| **Metals** | |
| Arsenic, Total | 15.4 |
| Copper, Total | 74.4 |
| Lead, Total | 359 |
| Mercury, Total | 1.07 |
| Zinc, Total | 182 |

| BORING ID: | SB-303 | SB-303 |
|---|---|---|
| SAMPLE ID: | SB-303 (2-2.5) | SB-303 (8.5-9) |
| COLLECTION DATE: | 3/28/2023 | 3/28/2023 |
| SAMPLE DEPTH (FT BGS): | 2-2.5 | 8.5-9 |
| **SVOCs** | | |
| Benzo(a)anthracene | 2.9 | ND |
| Benzo(a)pyrene | 2.8 | ND |
| Benzo(b)fluoranthene | 3.4 | ND |
| Benzo(k)fluoranthene | 1.4 | ND |
| Chrysene | 3 | ND |
| Dibenzo(a,h)anthracene | 0.8 | ND |
| Indeno(1,2,3-cd)pyrene | 2 | ND |
| **Metals** | | |
| Arsenic, Total | 165 | NE |
| Copper, Total | 120 | NE |
| Lead, Total | 1020 | NE |
| Mercury, Total | 1.94 | ND |
| Zinc, Total | 271 | NE |

| BORING ID: | SB-304 | SB-304 |
|---|---|---|
| SAMPLE ID: | SB-304 (5.5-6) | SB-304 (5.55) |
| COLLECTION DATE: | 3/28/2023 | 3/28/2023 |
| SAMPLE DEPTH (FT BGS): | 5.5-6 | 5.55 |
| **Metals** | | |
| Arsenic, Total | 35.5 | NE |
| Barium, Total | 126 | NE |
| Copper, Total | 172 | NE |
| Lead, Total | 775 | NE |
| Mercury, Total | 1.3 | NE |
| Zinc, Total | 830 | NE |

| BORING ID: | SB-306 |
|---|---|
| SAMPLE ID: | SB-306 (2.5-3) |
| COLLECTION DATE: | 3/28/2023 |
| SAMPLE DEPTH (FT BGS): | 2.5-3 |
| **Metals** | |
| Lead, Total | 113 |
| Mercury, Total | 7.82 |

| BORING ID: | SB-305 |
|---|---|
| SAMPLE ID: | SB-305 (1.5-2) |
| COLLECTION DATE: | 3/28/2023 |
| SAMPLE DEPTH (FT BGS): | 1.5-2 |
| **SVOCs** | |
| Benzo(a)pyrene | 1.2 |
| Benzo(b)fluoranthene | 1.1 |
| Indeno(1,2,3-cd)pyrene | 0.74 |
| **Metals** | |
| Lead, Total | 67.2 |
| Mercury, Total | 1.27 |

| BORING ID: | SB-212 |
|---|---|
| SAMPLE ID: | SB-212 (1.5-2.5) |
| COLLECTION DATE: | 1/30/2023 |
| SAMPLE DEPTH (FT BGS): | 1.5-2.5 |
| **SVOCs** | |
| Indeno(1,2,3-cd)pyrene | 0.51 |
| **Metals** | |
| Lead, Total | 162 |
| Mercury, Total | 0.696 |

| BORING ID: | SB-210 |
|---|---|
| SAMPLE ID: | SB-210 (1-1.5) |
| COLLECTION DATE: | 1/31/2023 |
| SAMPLE DEPTH (FT BGS): | 1-1.5 |
| NE | |

| BORING ID: | SB-211 |
|---|---|
| SAMPLE ID: | SB-211 (2-3) |
| COLLECTION DATE: | 1/30/2023 |
| SAMPLE DEPTH (FT BGS): | 2-3 |
| **Metals** | |
| Lead, Total | 138 |

| BORING ID: | SB-15 |
|---|---|
| SAMPLE ID: | SB-15-0.5 |
| COLLECTION DATE: | 6/16/2022 |
| SAMPLE DEPTH (FT BGS): | 0.5-1.0 |
| **Pesticides** | |
| 4,4'-DDT | 0.0057 P |

| BORING ID: | SB-9 |
|---|---|
| SAMPLE ID: | SB-9-0.5 |
| COLLECTION DATE: | 6/16/2022 |
| SAMPLE DEPTH (FT BGS): | 0.5-1.0 |
| NE | |

| BORING ID: | SB-8 |
|---|---|
| SAMPLE ID: | SB-8-0.5 |
| COLLECTION DATE: | 6/16/2022 |
| SAMPLE DEPTH (FT BGS): | 0.5-1.0 |
| **Metals** | |
| Lead, Total | 66.4 |

| BORING ID: | SB-209 |
|---|---|
| SAMPLE ID: | SB-209 (2.5-3) |
| COLLECTION DATE: | 1/27/2023 |
| SAMPLE DEPTH (FT BGS): | 2.5-3 |
| NE | |

| BORING ID: | SB-10 |
|---|---|
| SAMPLE ID: | SB-10-1.5 |
| COLLECTION DATE: | 6/16/2022 |
| SAMPLE DEPTH (FT BGS): | 1.5-2.0 |
| **SVOCs** | |
| Benzo(a)anthracene | 1.3 |
| Benzo(a)pyrene | 1.4 |
| Benzo(b)fluoranthene | 1.6 |
| Chrysene | 1.3 |
| Indeno(1,2,3-cd)pyrene | 0.92 |
| **Pesticides** | |
| 4,4'-DDT | 0.0115 IP |
| **Metals** | |
| Lead, Total | 168 |
| Mercury, Total | 0.924 |

| BORING ID: | SB-1 |
|---|---|
| SAMPLE ID: | SB-1 (8.5-9) |
| COLLECTION DATE: | 5/17/2022 |
| SAMPLE DEPTH (FT BGS): | 8.5-9.0 |
| **VOCs** | |
| 1,2,4-Trimethylbenzene | 5.4 |
| 1,2-Dichlorobenzene | 2.1 |
| Acetone | 0.43 J |
| Ethylbenzene | 1.2 |
| Xylenes, Total | 1.2 |
| **SVOCs** | |
| Chrysene | 1.7 |

| BORING ID: | SB-1 |
|---|---|
| SAMPLE ID: | SB-1 (12-12.5') |
| COLLECTION DATE: | 11/3/2021 |
| SAMPLE DEPTH (FT BGS): | 12.0-12.5 |
| NE | |

| BORING ID: | SB-207 |
|---|---|
| SAMPLE ID: | SB-207 (8.5-9) |
| COLLECTION DATE: | 1/27/2023 |
| SAMPLE DEPTH (FT BGS): | 8.5-9 |
| **VOCs** | |
| Acetone | 0.071 |

| BORING ID: | SB-12 |
|---|---|
| SAMPLE ID: | SB-12-7.5 |
| COLLECTION DATE: | 6/16/2022 |
| SAMPLE DEPTH (FT BGS): | 2.5-3.0 |
| **Metals** | |
| Lead, Total | 216 |
| Mercury, Total | 0.397 |
| Zinc, Total | 142 |

| BORING ID: | SB-2 |
|---|---|
| SAMPLE ID: | SB-2 (1-1.5) |
| COLLECTION DATE: | 5/17/2022 |
| SAMPLE DEPTH (FT BGS): | 1.0-1.5 |
| **Pesticides** | |
| 4,4'-DDT | 0.00864 P |

| BORING ID: | SB-7 |
|---|---|
| SAMPLE ID: | SB-7-13 |
| COLLECTION DATE: | 6/16/2022 |
| SAMPLE DEPTH (FT BGS): | 13.0-13.5 |
| NE | |

| BORING ID: | SB-14 |
|---|---|
| SAMPLE ID: | SB-14-3.0 |
| COLLECTION DATE: | 6/16/2022 |
| SAMPLE DEPTH (FT BGS): | 3.0-3.5 |
| NE | |

| BORING ID: | SB-213 |
|---|---|
| SAMPLE ID: | SB-213 (4.5-5.5) |
| COLLECTION DATE: | 1/30/2023 |
| SAMPLE DEPTH (FT BGS): | 4.5-5.5 |
| **Pesticides** | |
| 4,4'-DDE | 0.00389 |
| 4,4'-DDT | 0.0145 |
| Dieldrin | 0.0116 |

| BORING ID: | SB-3 |
|---|---|
| SAMPLE ID: | SB-3-6.5 |
| COLLECTION DATE: | 6/16/2022 |
| SAMPLE DEPTH (FT BGS): | 6.5-7.0 |
| **Metals** | |
| Lead, Total | 67 |
| Mercury, Total | 0.764 |
| Zinc, Total | 118 |

| BORING ID: | SB-214 |
|---|---|
| SAMPLE ID: | SB-214 (2.5-3.5) |
| COLLECTION DATE: | 1/30/2023 |
| SAMPLE DEPTH (FT BGS): | 2.5-3.5 |
| **SVOCs** | |
| Indeno(1,2,3-cd)pyrene | 0.58 |
| **Metals** | |
| Lead, Total | 1070 |
| Mercury, Total | 2.69 |
| Zinc, Total | 436 |

| BORING ID: | SB-13 |
|---|---|
| SAMPLE ID: | SB-13-2.0 |
| COLLECTION DATE: | 6/16/2022 |
| SAMPLE DEPTH (FT BGS): | 2.0-2.5 |
| **Metals** | |
| Lead, Total | 122 |
| Mercury, Total | 0.451 |

| BORING ID: | SB-215 |
|---|---|
| SAMPLE ID: | SB-215 (1-2) |
| COLLECTION DATE: | 1/30/2023 |
| SAMPLE DEPTH (FT BGS): | 1-2 |
| **Metals** | |
| Mercury, Total | 0.183 |

| BORING ID: | SB-302 |
|---|---|
| SAMPLE ID: | SB-302 (2-2.5) |
| COLLECTION DATE: | 3/28/2023 |
| SAMPLE DEPTH (FT BGS): | 2-2.5 |
| **SVOCs** | |
| Benzo(a)anthracene | 3.5 |
| Benzo(a)pyrene | 4.1 |
| Benzo(b)fluoranthene | 5.4 |
| Benzo(k)fluoranthene | 1.7 |
| Chrysene | 3.5 |
| Dibenzo(a,h)anthracene | 0.47 |
| Indeno(1,2,3-cd)pyrene | 2.8 |
| **PCBs** | |
| Aroclor 1260 | 0.278 |
| PCBs, Total | 0.278 |
| **Metals** | |
| Barium, Total | 510 |
| Copper, Total | 180 |
| Lead, Total | 1400 |
| Mercury, Total | 2.8 |
| Zinc, Total | 929 |

| BORING ID: | SB-5 |
|---|---|
| SAMPLE ID: | SB-5-1.5 |
| COLLECTION DATE: | 6/16/2022 |
| SAMPLE DEPTH (FT BGS): | 1.5-2.0 |
| **Metals** | |
| Lead, Total | 84.7 |
| Manganese, Total | 2480 |
| Mercury, Total | 0.196 |

| BORING ID: | SB-5 |
|---|---|
| SAMPLE ID: | SB-5 (8.5-9') |
| COLLECTION DATE: | 11/3/2021 |
| SAMPLE DEPTH (FT BGS): | 8.5-9.0 |
| NE | |

## LEGEND

| Analyte | NYSDEC USCO | NYSDEC RRSCO |
|---|---|---|
| **VOCs** | | |
| 1,2,4-Trimethylbenzene | 3.6 | 52 |
| 1,2-Dichlorobenzene | 1.1 | 100 |
| Acetone | 0.05 | 100 |
| Ethylbenzene | 1 | 41 |
| Xylenes, Total | 0.26 | 100 |
| **SVOCs** | | |
| Benzo(a)anthracene | 1 | 1 |
| Benzo(a)pyrene | 1 | 1 |
| Benzo(b)fluoranthene | 1 | 1 |
| Benzo(k)fluoranthene | 0.8 | 3.9 |
| Chrysene | 1 | 3.9 |
| Dibenzo(a,h)anthracene | 0.33 | 0.33 |
| Indeno(1,2,3-cd)pyrene | 0.5 | 0.5 |
| **PCBs** | | |
| Aroclor 1260 | 0.1 | 1 |
| PCBs, Total | 0.1 | 1 |
| **Pesticides** | | |
| 4,4'-DDE | 0.0033 | 8.9 |
| 4,4'-DDT | 0.0033 | 7.9 |
| Dieldrin | 0.005 | 0.2 |
| **Metals** | | |
| Arsenic, Total | 13 | 16 |
| Barium, Total | 350 | 400 |
| Copper, Total | 50 | 270 |
| Lead, Total | 63 | 400 |
| Manganese, Total | 1600 | 2000 |
| Mercury, Total | 0.18 | 0.81 |
| Nickel, Total | 30 | 310 |
| Zinc, Total | 109 | 10000 |

**ABBREVIATIONS:**
NYSDEC = New York State Department of Environmental Conservation.
USCO = NYSDEC Unrestricted Use Soil Cleanup Objectives (6 NYCRR 375-6.12(b)).
RRSCO = NYSDEC Restricted Residential Use Soil Cleanup Objectives w/CP-51 (10/10) (6 NYCRR 375-6.12(b)).
mg/kg = Milligrams per kilogram.
ft bgs = Feet below grade surface.
NE = Concentrations detected below most stringent NY SDEC Soil Cleanup Objective (no exceedance).
ND = Analyte not detected.
J = Estimated concentration.
I = The lower value for the two columns has been reported due to obvious interference.
P = The RPD between the results for the two columns exceeds the method-specific criteria.
NJ = Presumptive evidence of compound. This represents an estimated concentration for Tentatively Identified Compounds (TICs), ie here the identification is based on a mass spectral library search.

**NOTES:**
1. All concentrations are measured in mg/kg
= Concentration exceeds NY SDEC USCO.
= Concentration exceeds NY SDEC RRSCO.



REFERENCE
SITE AND PROPERTY BOUNDARIES TAKEN FROM ESRI PARCEL INFORMATION, UNDATED.

LEGEND:
- SITE BOUNDARY
- PARCEL BOUNDARY
- SOIL BORING SAMPLE AND APPROX. LOCATION
- FIELD BASED EVIDENCE OF CONTAMINATION OBSERVED (I.E., STAINING, ODOR, & PID).

Scale: 1"= 20'
0 10 20 40 60 80

| rev | date | description | by |
|---|---|---|---|

dwg by: APG
chk by: MN
scale: AS NOTED
date: 3/16/2023

SESI CONSULTING ENGINEERS
GEOTECHNICAL | ENVIRONMENTAL | SITE CIVIL
959 route 46e, 3rd floor, parsippany, nj 07054 ph: 973.808.9050

128-148 NORTH MAIN STREET
SECTION 142.23, BLOCK 1, LOTS 34, 35, 36, 52
PORT CHESTER, WESTCHESTER COUNTY, NEW YORK 10573

title: SOIL SAMPLE LOCATIONS AND RESULTS SUMMARY PLAN

job no. 12814
drawing no. FIG-3.1



N:\CADD\12814\CADD\ENVIRONMENTAL\PHASE II\12814-LONG BORE LOC PLAN - PHIZ.DWG 05/17/23 05:52:31PM, ciprowski, LAYOUT:FIG 3-1 SOIL SAMPLES AND RESULTS

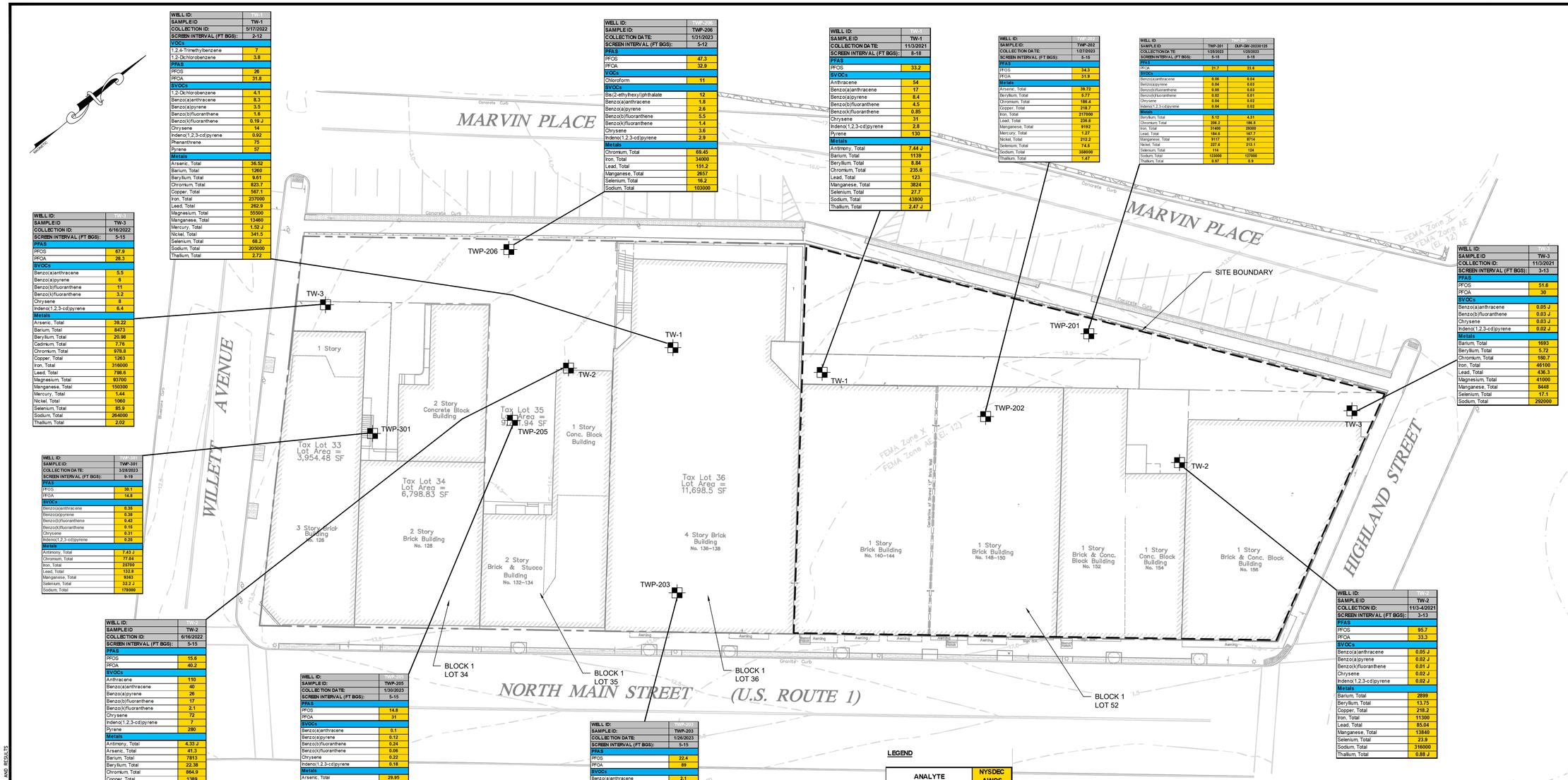


| WELL ID: | TW-1 |
|---|---|
| SAMPLE ID | TW-1 |
| COLLECTION DATE: | 5/17/2022 |
| SCREEN INTERVAL (FT BGS): | 2-12 |
| **VOCs** | |
| 1,2,4-Trimethylbenzene | 7 |
| 1,2-Dichlorobenzene | 3.8 |
| **PFAS** | |
| PFOS | 26 |
| PFOA | 31.8 |
| **SVOCs** | |
| 1,2-Dichlorobenzene | 4.1 |
| Benzo(a)anthracene | 8.3 |
| Benzo(a)pyrene | 3.5 |
| Benzo(b)fluoranthene | 1.6 |
| Benzo(k)fluoranthene | 0.19 J |
| Chrysene | 14 |
| Indeno(1,2,3-cd)pyrene | 0.92 |
| Phenanthrene | 75 |
| Pyrene | 57 |
| **Metals** | |
| Arsenic, Total | 36.52 |
| Barium, Total | 1260 |
| Beryllium, Total | 9.61 |
| Chromium, Total | 823.7 |
| Copper, Total | 567.1 |
| Iron, Total | 237000 |
| Lead, Total | 262.9 |
| Magnesium, Total | 55500 |
| Manganese, Total | 13460 |
| Mercury, Total | 1.52 J |
| Nickel, Total | 341.5 |
| Selenium, Total | 68.2 |
| Sodium, Total | 205000 |
| Thallium, Total | 2.72 |

| WELL ID: | TWP-206 |
|---|---|
| SAMPLE ID: | TWP-206 |
| COLLECTION DATE: | 1/31/2023 |
| SCREEN INTERVAL (FT BGS): | 5-12 |
| **PFAS** | |
| PFOS | 47.3 |
| PFOA | 32.9 |
| **VOCs** | |
| Chloroform | 11 |
| **SVOCs** | |
| Bis(2-ethylhexyl)phthalate | 12 |
| Benzo(a)anthracene | 1.8 |
| Benzo(a)pyrene | 2.6 |
| Benzo(b)fluoranthene | 5.5 |
| Benzo(k)fluoranthene | 1.4 |
| Chrysene | 3.6 |
| Indeno(1,2,3-cd)pyrene | 2.9 |
| **Metals** | |
| Chromium, Total | 69.45 |
| Iron, Total | 34000 |
| Lead, Total | 151.2 |
| Manganese, Total | 2657 |
| Selenium, Total | 16.2 |
| Sodium, Total | 103000 |

| WELL ID: | TW-1 |
|---|---|
| SAMPLE ID | TW-1 |
| COLLECTION DATE: | 11/3/2021 |
| SCREEN INTERVAL (FT BGS): | 8-18 |
| **PFAS** | |
| PFOS | 33.2 |
| **SVOCs** | |
| Anthracene | 54 |
| Benzo(a)anthracene | 107 |
| Benzo(a)pyrene | 6.4 |
| Benzo(b)fluoranthene | 4.5 |
| Benzo(k)fluoranthene | 0.85 |
| Chrysene | 31 |
| Indeno(1,2,3-cd)pyrene | 2.8 |
| Pyrene | 130 |
| **Metals** | |
| Antimony, Total | 7.44 J |
| Barium, Total | 1139 |
| Beryllium, Total | 8.84 |
| Chromium, Total | 235.6 |
| Lead, Total | 123 |
| Manganese, Total | 3824 |
| Selenium, Total | 27.7 |
| Sodium, Total | 43800 |
| Thallium, Total | 2.47 J |

| WELL ID: | TWP-202 |
|---|---|
| SAMPLE ID: | TWP-202 |
| COLLECTION DATE: | 1/27/2023 |
| SCREEN INTERVAL (FT BGS): | 5-15 |
| **PFAS** | |
| PFOS | 34.3 |
| PFOA | 31.9 |
| **Metals** | |
| Arsenic, Total | 39.72 |
| Beryllium, Total | 8.77 |
| Chromium, Total | 186.4 |
| Copper, Total | 218.7 |
| Iron, Total | 217000 |
| Lead, Total | 236.6 |
| Manganese, Total | 9192 |
| Mercury, Total | 1.27 |
| Nickel, Total | 212.2 |
| Selenium, Total | 74.5 |
| Sodium, Total | 358000 |
| Thallium, Total | 1.47 |

| WELL ID: | TWP-201 | DUP-QW-20230125 |
|---|---|---|
| COLLECTION DATE: | 1/25/2023 | 1/25/2023 |
| SCREEN INTERVAL (FT BGS): | 5-15 | 5-15 |
| **PFAS** | | |
| PFOS | 21.1 | 23.6 |
| **SVOCs** | | |
| Benzo(a)anthracene | 0.06 | 0.04 |
| Benzo(a)pyrene | 0.04 | 0.03 |
| Benzo(b)fluoranthene | 0.05 | 0.03 |
| Benzo(k)fluoranthene | 0.02 | 0.01 |
| Chrysene | 0.04 | 0.02 |
| Indeno(1,2,3-cd)pyrene | 0.04 | 0.02 |
| **Metals** | | |
| Beryllium, Total | 5.13 | 4.31 |
| Chromium, Total | 206.2 | 186.5 |
| Iron, Total | 31400 | 26300 |
| Lead, Total | 184.4 | 167.7 |
| Manganese, Total | 9117 | 8714 |
| Nickel, Total | 227.6 | 213.1 |
| Selenium, Total | 114 | 124 |
| Sodium, Total | 123000 | 127000 |
| Thallium, Total | 0.97 | 0.9 |

| WELL ID: | TW-3 |
|---|---|
| SAMPLE ID | TW-3 |
| COLLECTION ID: | 11/3/2021 |
| SCREEN INTERVAL (FT BGS): | 3-13 |
| **PFAS** | |
| PFOS | 51.6 |
| PFOA | 30 |
| **SVOCs** | |
| Benzo(a)anthracene | 0.05 J |
| Benzo(b)fluoranthene | 0.03 J |
| Chrysene | 0.03 J |
| Indeno(1,2,3-cd)pyrene | 0.02 J |
| **Metals** | |
| Barium, Total | 1693 |
| Beryllium, Total | 5.72 |
| Chromium, Total | 160.7 |
| Iron, Total | 46100 |
| Lead, Total | 436.3 |
| Magnesium, Total | 41000 |
| Manganese, Total | 8448 |
| Selenium, Total | 17.1 |
| Sodium, Total | 292000 |

| WELL ID: | TW-3 |
|---|---|
| SAMPLE ID | TW-3 |
| COLLECTION ID: | 6/16/2022 |
| SCREEN INTERVAL (FT BGS): | 5-15 |
| **PFAS** | |
| PFOS | 67.9 |
| PFOA | 28.3 |
| **SVOCs** | |
| Benzo(a)anthracene | 5.5 |
| Benzo(a)pyrene | 6 |
| Benzo(b)fluoranthene | 11 |
| Benzo(k)fluoranthene | 3.2 |
| Chrysene | 8 |
| Indeno(1,2,3-cd)pyrene | 6.4 |
| **Metals** | |
| Arsenic, Total | 39.22 |
| Barium, Total | 8473 |
| Beryllium, Total | 20.98 |
| Cadmium, Total | 7.76 |
| Chromium, Total | 978.8 |
| Copper, Total | 1263 |
| Iron, Total | 316000 |
| Lead, Total | 798.6 |
| Magnesium, Total | 93700 |
| Manganese, Total | 150300 |
| Mercury, Total | 1.44 |
| Nickel, Total | 1060 |
| Selenium, Total | 85.9 |
| Sodium, Total | 264000 |
| Thallium, Total | 2.02 |

| WELL ID: | TWP-301 |
|---|---|
| SAMPLE ID: | TWP-301 |
| COLLECTION DATE: | 3/28/2023 |
| SCREEN INTERVAL (FT BGS): | 9-19 |
| **PFAS** | |
| PFOS | 30.1 |
| PFOA | 14.8 |
| **SVOCs** | |
| Benzo(a)anthracene | 0.35 |
| Benzo(a)pyrene | 0.38 |
| Benzo(b)fluoranthene | 0.42 |
| Benzo(k)fluoranthene | 0.15 |
| Chrysene | 0.31 |
| Indeno(1,2,3-cd)pyrene | 0.25 |
| **Metals** | |
| Antimony, Total | 7.43 J |
| Chromium, Total | 77.84 |
| Iron, Total | 25700 |
| Lead, Total | 132.8 |
| Manganese, Total | 9363 |
| Selenium, Total | 32.2 J |
| Sodium, Total | 178000 |

| WELL ID: | TW-2 |
|---|---|
| SAMPLE ID | TW-2 |
| COLLECTION ID: | 6/16/2022 |
| SCREEN INTERVAL (FT BGS): | 5-15 |
| **PFAS** | |
| PFOS | 15.6 |
| PFOA | 40.2 |
| **SVOCs** | |
| Anthracene | 110 |
| Benzo(a)anthracene | 40 |
| Benzo(a)pyrene | 26 |
| Benzo(b)fluoranthene | 17 |
| Benzo(k)fluoranthene | 2.1 |
| Chrysene | 72 |
| Indeno(1,2,3-cd)pyrene | 7 |
| Pyrene | 280 |
| **Metals** | |
| Antimony, Total | 4.33 J |
| Arsenic, Total | 41.3 |
| Barium, Total | 7813 |
| Beryllium, Total | 22.38 |
| Chromium, Total | 864.9 |
| Copper, Total | 1389 |
| Iron, Total | 278000 |
| Lead, Total | 1339 |
| Magnesium, Total | 86300 |
| Manganese, Total | 23390 |
| Mercury, Total | 4.33 |
| Nickel, Total | 725 |
| Selenium, Total | 66 |
| Sodium, Total | 306000 |
| Thallium, Total | 4.76 J |

| WELL ID: | TWP-205 |
|---|---|
| SAMPLE ID: | TWP-205 |
| COLLECTION DATE: | 1/30/2023 |
| SCREEN INTERVAL (FT BGS): | 5-15 |
| **PFAS** | |
| PFOS | 14.8 |
| PFOA | 31 |
| **SVOCs** | |
| Benzo(a)anthracene | 0.1 |
| Benzo(a)pyrene | 0.12 |
| Benzo(b)fluoranthene | 0.24 |
| Benzo(k)fluoranthene | 0.08 |
| Chrysene | 0.22 |
| Indeno(1,2,3-cd)pyrene | 0.18 |
| **Metals** | |
| Arsenic, Total | 29.95 |
| Barium, Total | 1011 |
| Beryllium, Total | 5.89 |
| Chromium, Total | 74.04 |
| Copper, Total | 264.6 |
| Iron, Total | 38400 |
| Lead, Total | 425.7 |
| Manganese, Total | 5747 |
| Selenium, Total | 101 |
| Sodium, Total | 111000 |
| Thallium, Total | 1.13 |

| WELL ID: | TWP-203 |
|---|---|
| SAMPLE ID: | TWP-203 |
| COLLECTION DATE: | 1/26/2023 |
| SCREEN INTERVAL (FT BGS): | 5-15 |
| **PFAS** | |
| PFOS | 22.4 |
| PFOA | 89 |
| **SVOCs** | |
| Benzo(a)anthracene | 2.1 |
| Benzo(a)pyrene | 2.6 |
| Chrysene | 5.6 |
| Indeno(1,2,3-cd)pyrene | 1.7 |
| **Metals** | |
| Chromium, Total | 89.74 |
| Iron, Total | 46400 |
| Lead, Total | 56.92 |
| Manganese, Total | 953.6 |
| Selenium, Total | 36.1 |
| Sodium, Total | 128000 |
| Thallium, Total | 0.59 |

| WELL ID: | TW-2 |
|---|---|
| SAMPLE ID | TW-2 |
| COLLECTION ID: | 11/3-4/2021 |
| SCREEN INTERVAL (FT BGS): | 3-13 |
| **PFAS** | |
| PFOS | 95.7 |
| PFOA | 33.3 |
| **SVOCs** | |
| Benzo(a)anthracene | 0.05 J |
| Benzo(a)pyrene | 0.02 J |
| Benzo(k)fluoranthene | 0.01 J |
| Chrysene | 0.02 J |
| Indeno(1,2,3-cd)pyrene | 0.02 J |
| **Metals** | |
| Barium, Total | 2899 |
| Beryllium, Total | 13.75 |
| Copper, Total | 218.2 |
| Iron, Total | 11300 |
| Lead, Total | 85.04 |
| Manganese, Total | 13840 |
| Selenium, Total | 23.9 |
| Sodium, Total | 316000 |
| Thallium, Total | 0.88 J |

**LEGEND**

| ANALYTE | NYSDEC AWQS |
|---|---|
| **VOCs** | |
| 1,2,4-Trimethylbenzene | 5 |
| 1,2-Dichlorobenzene | 3 |
| Chloroform | 7 |
| **PFAS** | |
| PFOS | 10 |
| PFOA | 10 |
| **SVOCs** | |
| 1,2-Dichlorobenzene | 3 |
| Anthracene | 50 |
| Bis(2-ethylhexyl)phthalate | 5 |
| Benzo(a)anthracene | 0.002 |
| Benzo(a)pyrene | 0.002 |
| Benzo(b)fluoranthene | 0.002 |
| Benzo(k)fluoranthene | 0.002 |
| Chrysene | 0.002 |
| Indeno(1,2,3-cd)pyrene | 0.002 |
| Phenanthrene | 50 |
| Pyrene | 50 |
| **Metals** | |
| Antimony, Total | 3 |
| Arsenic, Total | 25 |
| Barium, Total | 1000 |
| Beryllium, Total | 3 |
| Cadmium, Total | 5 |
| Chromium, Total | 50 |
| Copper, Total | 200 |
| Iron, Total | 300 |
| Lead, Total | 25 |
| Magnesium, Total | 35000 |
| Manganese, Total | 300 |
| Mercury, Total | 0.7 |
| Nickel, Total | 100 |
| Selenium, Total | 10 |
| Sodium, Total | 20000 |
| Thallium, Total | 0.5 |

**ABBREVIATIONS:**

NYSDEC = New York State Department of Environmental Conservation.
AWQS = New York TOGS 111 Ambient Water Quality Standards.
ft bgs = Feet below grade surface.
ug/L = Micrograms per liter.
ng/L = Nanograms per liter.
J = Estimated concentration

**NOTES:**

1. All concentrations are measured in ug/L, with the exception of PFAS concentrations which are measured in ng/L.
[ ] = Concentration of compound exceeds the NYSDEC AWQS or the PFAS Guidance Value.

LEGEND:

- SITE BOUNDARY
- PARCEL BOUNDARY
- TW-1 - GROUNDWATER SAMPLE AND APPROX. LOCATION

Scale: 1"= 20'

0 10 20 40 60 80



REFERENCE
SITE AND PROPERTY BOUNDARIES TAKEN FROM ESRI PARCEL INFORMATION, UNDATED.

N:\ACAD\12814\CAD\ENVIRONMENTAL\PHASE II\12814 DWG\BORE LOC PLAN -- PH2.DWG 05/17/23 05:20:53PM, sjon.ward, LAYOUT FIG-3.2 ON SAMPLES AND RESULTS

| rev | date | description | by |
|---|---|---|---|

dwg by: APG
chk by: MN
scale: AS NOTED
date: 3/16/2023

SESI CONSULTING ENGINEERS
GEOTECHNICAL | ENVIRONMENTAL | SITE CIVIL
959 route 46e, 3rd floor, parsippany, nj 07054 ph: 973.808.9050

128-148 NORTH MAIN STREET
SECTION 142.23, BLOCK 1, LOTS 34, 35, 36, 52
PORT CHESTER, WESTCHESTER COUNTY, NEW YORK 10573

title: GROUNDWATER SAMPLE LOCATIONS AND RESULTS SUMMARY PLAN

job no. 12814
drawing no.

FIG-3.2

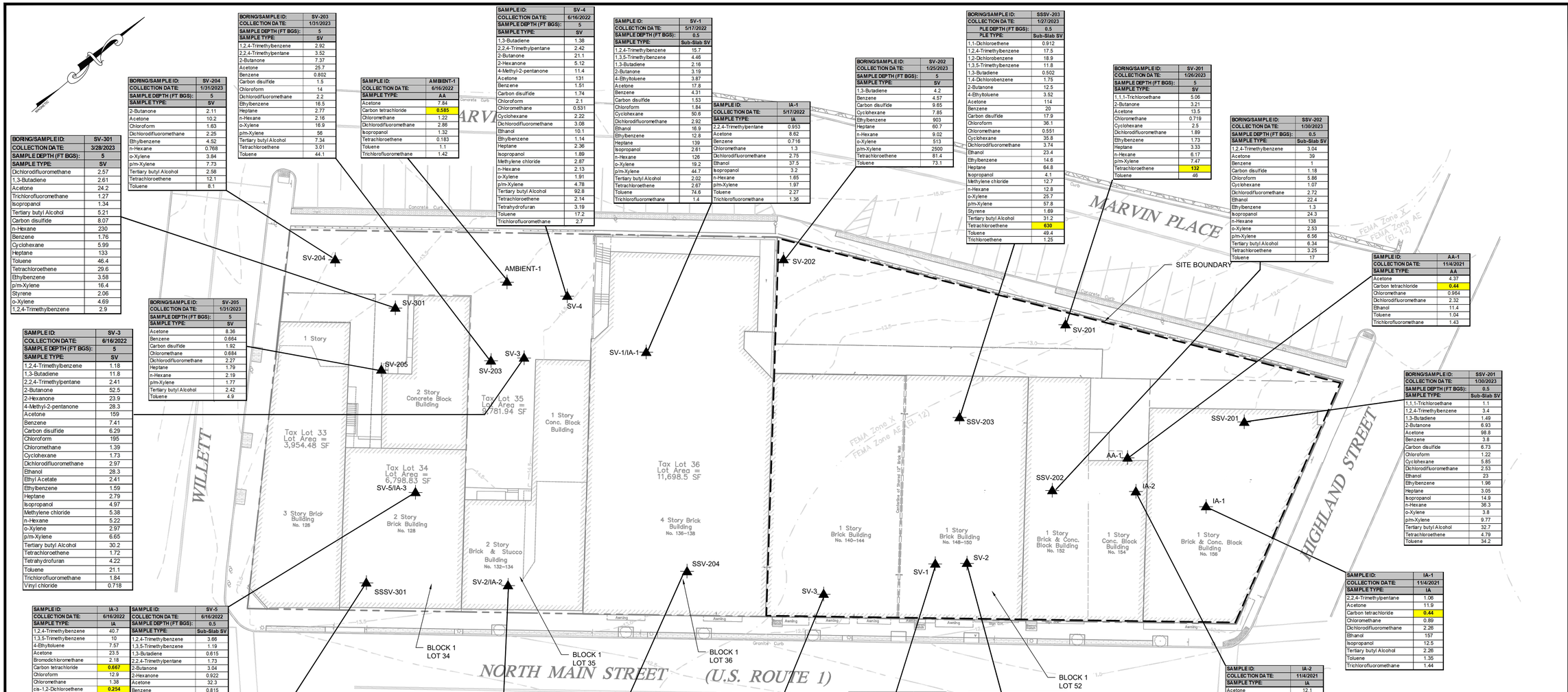


| BORING/SAMPLE ID: | SV-301 |
|---|---|
| COLLECTION DATE: | 3/28/2023 |
| SAMPLE DEPTH (FT BGS): | 5 |
| SAMPLE TYPE: | SV |
| Dichlorodifluoromethane | 2.57 |
| 1,3-Butadiene | 2.61 |
| Acetone | 24.2 |
| Trichlorofluoromethane | 1.27 |
| Isopropanol | 1.34 |
| Tertiary butyl Alcohol | 5.21 |
| Carbon disulfide | 8.07 |
| n-Hexane | 230 |
| Benzene | 1.76 |
| Cyclohexane | 5.99 |
| Heptane | 133 |
| Toluene | 46.4 |
| Tetrachloroethene | 29.6 |
| Ethylbenzene | 3.58 |
| p/m-Xylene | 16.4 |
| Styrene | 2.06 |
| o-Xylene | 4.69 |
| 1,2,4-Trimethylbenzene | 2.9 |

| BORING/SAMPLE ID: | SV-204 |
|---|---|
| COLLECTION DATE: | 1/31/2023 |
| SAMPLE DEPTH (FT BGS): | 5 |
| SAMPLE TYPE: | SV |
| 2-Butanone | 2.11 |
| Acetone | 10.2 |
| Chloroform | 1.63 |
| Dichlorodifluoromethane | 2.25 |
| Ethylbenzene | 4.52 |
| n-Hexane | 0.768 |
| o-Xylene | 3.84 |
| p/m-Xylene | 7.73 |
| Tertiary butyl Alcohol | 2.58 |
| Tetrachloroethene | 12.1 |
| Toluene | 8.1 |

| BORING/SAMPLE ID: | SV-203 |
|---|---|
| COLLECTION DATE: | 1/31/2023 |
| SAMPLE DEPTH (FT BGS): | 5 |
| SAMPLE TYPE: | SV |
| 1,2,4-Trimethylbenzene | 2.92 |
| 2,2,4-Trimethylpentane | 3.52 |
| 2-Butanone | 7.37 |
| Acetone | 25.7 |
| Benzene | 0.802 |
| Carbon disulfide | 1.5 |
| Chloroform | 14 |
| Dichlorodifluoromethane | 2.2 |
| Ethylbenzene | 16.5 |
| Heptane | 2.77 |
| n-Hexane | 2.16 |
| o-Xylene | 16.9 |
| p/m-Xylene | 56 |
| Tertiary butyl Alcohol | 7.34 |
| Tetrachloroethene | 3.01 |
| Toluene | 44.1 |

| SAMPLE ID: | AMBIENT-1 |
|---|---|
| COLLECTION DATE: | 6/16/2022 |
| SAMPLE TYPE: | AA |
| Acetone | 7.84 |
| Carbon tetrachloride | 0.585 |
| Chloromethane | 1.22 |
| Dichlorodifluoromethane | 2.86 |
| Isopropanol | 1.32 |
| Tetrachloroethene | 0.183 |
| Toluene | 1.1 |
| Trichlorofluoromethane | 1.42 |

| SAMPLE ID: | SV-4 |
|---|---|
| COLLECTION DATE: | 6/16/2022 |
| SAMPLE DEPTH (FT BGS): | 5 |
| SAMPLE TYPE: | SV |
| 1,3-Butadiene | 1.38 |
| 2,2,4-Trimethylpentane | 2.42 |
| 2-Butanone | 21.1 |
| 2-Hexanone | 5.12 |
| 4-Methyl-2-pentanone | 11.4 |
| Acetone | 131 |
| Benzene | 1.51 |
| Carbon disulfide | 1.74 |
| Chloroform | 2.1 |
| Chloromethane | 0.531 |
| Cyclohexane | 2.22 |
| Dichlorodifluoromethane | 3.08 |
| Ethanol | 10.1 |
| Ethylbenzene | 1.14 |
| Heptane | 2.36 |
| Isopropanol | 1.89 |
| Methylene chloride | 2.87 |
| n-Hexane | 2.13 |
| o-Xylene | 1.91 |
| p/m-Xylene | 4.78 |
| Tertiary butyl Alcohol | 92.8 |
| Tetrachloroethene | 2.14 |
| Tetrahydrofuran | 3.19 |
| Toluene | 17.2 |
| Trichlorofluoromethane | 2.7 |

| SAMPLE ID: | SV-1 |
|---|---|
| COLLECTION DATE: | 5/17/2022 |
| SAMPLE DEPTH (FT BGS): | 0.5 |
| SAMPLE TYPE: | Sub-Slab SV |
| 1,2,4-Trimethylbenzene | 15.7 |
| 1,3,5-Trimethylbenzene | 4.46 |
| 1,3-Butadiene | 2.16 |
| 2-Butanone | 3.19 |
| 4-Ethyltoluene | 3.87 |
| Acetone | 17.8 |
| Benzene | 4.31 |
| Carbon disulfide | 1.53 |
| Chloroform | 1.84 |
| Cyclohexane | 50.6 |
| Dichlorodifluoromethane | 2.92 |
| Ethanol | 16.9 |
| Ethylbenzene | 12.8 |
| Heptane | 139 |
| Isopropanol | 2.61 |
| n-Hexane | 126 |
| o-Xylene | 19.2 |
| p/m-Xylene | 44.7 |
| Tertiary butyl Alcohol | 2.02 |
| Tetrachloroethene | 2.67 |
| Toluene | 74.8 |
| Trichlorofluoromethane | 1.4 |

| SAMPLE ID: | IA-1 |
|---|---|
| COLLECTION DATE: | 5/17/2022 |
| SAMPLE TYPE: | IA |
| 2,2,4-Trimethylpentane | 0.953 |
| Acetone | 8.62 |
| Benzene | 0.716 |
| Chloromethane | 1.3 |
| Dichlorodifluoromethane | 2.75 |
| Ethanol | 37.5 |
| Isopropanol | 3.2 |
| n-Hexane | 1.65 |
| p/m-Xylene | 1.97 |
| Toluene | 2.27 |
| Trichlorofluoromethane | 1.36 |

| BORING/SAMPLE ID: | SV-202 |
|---|---|
| COLLECTION DATE: | 1/25/2023 |
| SAMPLE DEPTH (FT BGS): | 5 |
| SAMPLE TYPE: | SV |
| 1,3-Butadiene | 4.2 |
| Benzene | 4.57 |
| Carbon disulfide | 9.65 |
| Cyclohexane | 7.85 |
| Ethylbenzene | 903 |
| Heptane | 60.7 |
| n-Hexane | 9.02 |
| o-Xylene | 513 |
| p/m-Xylene | 2500 |
| Tetrachloroethene | 81.4 |
| Toluene | 73.1 |

| BORING/SAMPLE ID: | SSSV-203 |
|---|---|
| COLLECTION DATE: | 1/27/2023 |
| PLE DEPTH (FT BGS): | 0.5 |
| PLE TYPE: | Sub-Slab SV |
| 1,1-Dichloroethene | 0.912 |
| 1,2,4-Trimethylbenzene | 17.5 |
| 1,2-Dichlorobenzene | 18.9 |
| 1,3,5-Trimethylbenzene | 11.8 |
| 1,3-Butadiene | 0.502 |
| 1,4-Dichlorobenzene | 1.75 |
| 2-Butanone | 12.5 |
| 4-Ethyltoluene | 3.52 |
| Acetone | 114 |
| Benzene | 20 |
| Carbon disulfide | 17.9 |
| Chloroform | 36.1 |
| Chloromethane | 0.551 |
| Cyclohexane | 35.8 |
| Dichlorodifluoromethane | 3.74 |
| Ethanol | 23.4 |
| Ethylbenzene | 14.6 |
| Heptane | 64.8 |
| Isopropanol | 4.1 |
| Methylene chloride | 12.7 |
| n-Hexane | 12.8 |
| o-Xylene | 25.7 |
| p/m-Xylene | 57.8 |
| Styrene | 1.69 |
| Tertiary butyl Alcohol | 31.2 |
| Tetrachloroethene | 630 |
| Toluene | 49.4 |
| Trichloroethene | 1.25 |

| BORING/SAMPLE ID: | SSV-201 |
|---|---|
| COLLECTION DATE: | 1/26/2023 |
| SAMPLE DEPTH (FT BGS): | 5 |
| SAMPLE TYPE: | SV |
| 1,1,1-Trichloroethane | 5.06 |
| 2-Butanone | 3.21 |
| Acetone | 13.5 |
| Chloromethane | 0.719 |
| Cyclohexane | 2.5 |
| Dichlorodifluoromethane | 1.89 |
| Ethylbenzene | 1.73 |
| Heptane | 3.33 |
| n-Hexane | 6.17 |
| p/m-Xylene | 7.47 |
| Tetrachloroethene | 132 |
| Toluene | 46 |

| BORING/SAMPLE ID: | SSV-202 |
|---|---|
| COLLECTION DATE: | 1/30/2023 |
| SAMPLE DEPTH (FT BGS): | 0.5 |
| SAMPLE TYPE: | Sub-Slab SV |
| 1,2,4-Trimethylbenzene | 3.04 |
| Acetone | 39 |
| Benzene | 1 |
| Carbon disulfide | 1.18 |
| Chloroform | 5.86 |
| Cyclohexane | 1.07 |
| Dichlorodifluoromethane | 2.72 |
| Ethanol | 22.4 |
| Ethylbenzene | 1.3 |
| Isopropanol | 24.3 |
| n-Hexane | 138 |
| o-Xylene | 2.53 |
| p/m-Xylene | 6.56 |
| Tertiary butyl Alcohol | 6.34 |
| Tetrachloroethene | 3.25 |
| Toluene | 17 |

| SAMPLE ID: | AA-1 |
|---|---|
| COLLECTION DATE: | 11/4/2021 |
| SAMPLE TYPE: | AA |
| Acetone | 4.37 |
| Carbon tetrachloride | 0.44 |
| Chloromethane | 0.964 |
| Dichlorodifluoromethane | 2.32 |
| Ethanol | 11.4 |
| Toluene | 1.04 |
| Trichlorofluoromethane | 1.43 |

| BORING/SAMPLE ID: | SSV-205 |
|---|---|
| COLLECTION DATE: | 1/31/2023 |
| SAMPLE DEPTH (FT BGS): | 5 |
| SAMPLE TYPE: | SV |
| Acetone | 8.36 |
| Benzene | 0.664 |
| Carbon disulfide | 1.92 |
| Chloromethane | 0.684 |
| Dichlorodifluoromethane | 2.27 |
| Heptane | 1.79 |
| n-Hexane | 2.19 |
| p/m-Xylene | 1.77 |
| Tertiary butyl Alcohol | 2.42 |
| Toluene | 4.9 |

| SAMPLE ID: | SV-3 |
|---|---|
| COLLECTION DATE: | 6/16/2022 |
| SAMPLE DEPTH (FT BGS): | 5 |
| SAMPLE TYPE: | SV |
| 1,2,4-Trimethylbenzene | 1.18 |
| 1,3-Butadiene | 11.8 |
| 2,2,4-Trimethylpentane | 2.41 |
| 2-Butanone | 52.5 |
| 2-Hexanone | 23.9 |
| 4-Methyl-2-pentanone | 28.3 |
| Acetone | 159 |
| Benzene | 7.41 |
| Carbon disulfide | 6.29 |
| Chloroform | 195 |
| Chloromethane | 1.39 |
| Cyclohexane | 1.73 |
| Dichlorodifluoromethane | 2.97 |
| Ethanol | 28.3 |
| Ethyl Acetate | 2.41 |
| Ethylbenzene | 1.59 |
| Heptane | 2.79 |
| Isopropanol | 4.97 |
| Methylene chloride | 5.38 |
| n-Hexane | 5.22 |
| o-Xylene | 2.97 |
| p/m-Xylene | 6.65 |
| Tertiary butyl Alcohol | 30.2 |
| Tetrachloroethene | 1.72 |
| Tetrahydrofuran | 4.22 |
| Toluene | 21.1 |
| Trichlorofluoromethane | 1.84 |
| Vinyl chloride | 0.718 |

| SAMPLE ID: | SSV-201 |
|---|---|
| COLLECTION DATE: | 1/30/2023 |
| SAMPLE DEPTH (FT BGS): | 0.5 |
| SAMPLE TYPE: | Sub-Slab SV |
| 1,1,1-Trichloroethane | 1.1 |
| 1,2,4-Trimethylbenzene | 3.4 |
| 1,3-Butadiene | 1.49 |
| 2-Butanone | 6.93 |
| Acetone | 98.8 |
| Benzene | 3.8 |
| Carbon disulfide | 6.73 |
| Chloroform | 1.22 |
| Cyclohexane | 5.85 |
| Dichlorodifluoromethane | 2.53 |
| Ethanol | 23 |
| Ethylbenzene | 1.96 |
| Heptane | 3.05 |
| Isopropanol | 14.9 |
| n-Hexane | 36.3 |
| o-Xylene | 3.8 |
| p/m-Xylene | 9.77 |
| Tertiary butyl Alcohol | 32.7 |
| Tetrachloroethene | 4.79 |
| Toluene | 34.2 |

| SAMPLE ID: | IA-1 |
|---|---|
| COLLECTION DATE: | 11/4/2021 |
| SAMPLE TYPE: | IA |
| 2,2,4-Trimethylpentane | 1.06 |
| Acetone | 11.9 |
| Carbon tetrachloride | 0.44 |
| Chloromethane | 0.89 |
| Dichlorodifluoromethane | 2.26 |
| Ethanol | 157 |
| Isopropanol | 12.5 |
| Tertiary butyl Alcohol | 2.26 |
| Toluene | 1.35 |
| Trichlorofluoromethane | 1.44 |

| SAMPLE ID: | IA-3 |
|---|---|
| COLLECTION DATE: | 6/16/2022 |
| SAMPLE TYPE: | IA |
| 1,2,4-Trimethylbenzene | 40.7 |
| 1,3,5-Trimethylbenzene | 10 |
| 4-Ethyltoluene | 7.57 |
| Acetone | 23.5 |
| Bromodichloromethane | 2.18 |
| Carbon tetrachloride | 0.667 |
| Chloroform | 12.9 |
| Chloromethane | 1.38 |
| cis-1,2-Dichloroethene | 0.254 |
| Dichlorodifluoromethane | 2.92 |
| Ethanol | 277 |
| Ethyl Acetate | 2.36 |
| Ethylbenzene | 2.78 |
| Isopropanol | 4.94 |
| Methylene chloride | 8.09 |
| n-Hexane | 1.05 |
| o-Xylene | 4.6 |
| p/m-Xylene | 10.3 |
| Tetrachloroethene | 2.91 |
| Trichloroethene | 0.242 |
| Toluene | 2.81 |
| Trichlorofluoromethane | 1.46 |
| Vinyl chloride | 0.112 |

| SAMPLE ID: | SV-5 |
|---|---|
| COLLECTION DATE: | 6/16/2022 |
| SAMPLE DEPTH (FT BGS): | 0.5 |
| SAMPLE TYPE: | Sub-Slab SV |
| 1,2,4-Trimethylbenzene | 3.66 |
| 1,3,5-Trimethylbenzene | 1.19 |
| 1,3-Butadiene | 0.615 |
| 2,2,4-Trimethylpentane | 1.73 |
| 2-Butanone | 3.04 |
| 2-Hexanone | 0.922 |
| Acetone | 32.3 |
| Benzene | 0.815 |
| Carbon disulfide | 0.701 |
| Chloroform | 4.66 |
| Chloromethane | 0.543 |
| Cyclohexane | 0.719 |
| Dichlorodifluoromethane | 2.92 |
| Ethanol | 44.3 |
| Ethylbenzene | 1.76 |
| Heptane | 0.971 |
| Isopropanol | 5.56 |
| n-Hexane | 0.818 |
| o-Xylene | 2.78 |
| p/m-Xylene | 6.78 |
| Tertiary butyl Alcohol | 40.3 |
| Tetrachloroethene | 5.19 |
| Tetrahydrofuran | 1.91 |
| Toluene | 13 |

| BORING/SAMPLE ID: | SSSV-301 |
|---|---|
| COLLECTION DATE: | 3/28/2023 |
| SAMPLE DEPTH (FT BGS): | 0.5 |
| SAMPLE TYPE: | SV |
| Dichlorodifluoromethane | 2.47 |
| Ethanol | 10.9 |
| Acetone | 47.3 |
| Trichlorofluoromethane | 1.57 |
| Isopropanol | 2.46 |
| Tertiary butyl Alcohol | 2.42 |
| 2-Butanone | 9.91 |
| Tetrahydrofuran | 2.43 |
| n-Hexane | 3.63 |
| Benzene | 1.06 |
| 4-Methyl-2-pentanone | 4.67 |
| Toluene | 53.1 |
| Tetrachloroethene | 75.9 |
| Ethylbenzene | 3.98 |
| p/m-Xylene | 18.5 |
| Styrene | 2.86 |
| o-Xylene | 5.34 |
| 1,2,4-Trimethylbenzene | 3.85 |

| SAMPLE ID: | IA-2 |
|---|---|
| COLLECTION DATE: | 6/16/2022 |
| SAMPLE TYPE: | IA |
| 1,2,4-Trimethylbenzene | 1.17 |
| 2-Butanone | 5.49 |
| Acetone | 30.9 |
| Carbon tetrachloride | 0.579 |
| Chloroform | 1.57 |
| Chloromethane | 1.28 |
| Dichlorodifluoromethane | 3.29 |
| Ethanol | 46.4 |
| Ethylbenzene | 1.39 |
| Isopropanol | 6.69 |
| o-Xylene | 1.59 |
| p/m-Xylene | 5.52 |
| Tetrachloroethene | 0.197 |
| Tetrahydrofuran | 3.92 |
| Toluene | 1.53 |
| Trichlorofluoromethane | 3.09 |

| SAMPLE ID: | SV-2 |
|---|---|
| COLLECTION DATE: | 6/16/2022 |
| SAMPLE DEPTH (FT BGS): | 0.5 |
| SAMPLE TYPE: | Sub-Slab SV |
| 1,3-Butadiene | 1.36 |
| 2,2,4-Trimethylpentane | 3.21 |
| 2-Butanone | 61.9 |
| 2-Hexanone | 17.1 |
| 4-Methyl-2-pentanone | 27.5 |
| Acetone | 76 |
| Benzene | 1.51 |
| Cyclohexane | 1.48 |
| Dichlorodifluoromethane | 3.16 |
| Ethanol | 26.8 |
| Ethyl Acetate | 5.05 |
| Heptane | 3.2 |
| Isopropanol | 4.69 |
| n-Hexane | 4.79 |
| o-Xylene | 2.01 |
| p/m-Xylene | 5.04 |
| Tertiary butyl Alcohol | 70.3 |
| Tetrachloroethene | 20.4 |
| Tetrahydrofuran | 8.52 |
| Toluene | 18.2 |
| Trichlorofluoromethane | 3.06 |

| BORING/SAMPLE ID: | SSSV-204 |
|---|---|
| COLLECTION DATE: | 1/26/2023 |
| LE DEPTH (FT BGS): | 0.5 |
| LE TYPE: | Sub-Slab SV |
| 1,2,4-Trimethylbenzene | 2.9 |
| 1,3-Butadiene | 1.96 |
| Acetone | 15.7 |
| Benzene | 0.645 |
| Carbon disulfide | 3.74 |
| Chloroform | 1.39 |
| Chloromethane | 0.915 |
| Cyclohexane | 3.58 |
| Dichlorodifluoromethane | 2.33 |
| Ethylbenzene | 2.48 |
| n-Hexane | 3.26 |
| o-Xylene | 4.14 |
| p/m-Xylene | 11.7 |
| Tetrachloroethene | 5.32 |
| Toluene | 44.1 |

| SAMPLE ID: | SV-3 |
|---|---|
| COLLECTION DATE: | 11/4/2021 |
| SAMPLE DEPTH (FT BGS): | 0.5 |
| SAMPLE TYPE: | Sub-Slab SV |
| Acetone | 27.8 |
| Chloroform | 101 |
| Dichlorodifluoromethane | 2.57 |
| Ethanol | 198 |
| Isopropanol | 19.5 |
| Tertiary butyl Alcohol | 5.73 |
| Tetrachloroethene | 25.8 |
| Tetrahydrofuran | 4.19 |
| Toluene | 2.33 |

| SAMPLE ID: | SV-1 |
|---|---|
| COLLECTION DATE: | 11/4/2021 |
| SAMPLE DEPTH (FT BGS): | 0.5 |
| SAMPLE TYPE: | Sub-Slab SV |
| 2,2,4-Trimethylpentane | 3.67 |
| Acetone | 15.1 |
| Benzene | 1.61 |
| Chloromethane | 1.06 |
| Dichlorodifluoromethane | 2.47 |
| Ethanol | 49 |
| n-Hexane | 3.03 |
| Toluene | 3.88 |

| SAMPLE ID: | SV-3 |
|---|---|
| COLLECTION DATE: | 11/4/2021 |
| SAMPLE DEPTH (FT BGS): | 0.5 |
| SAMPLE TYPE: | Sub-Slab SV |
| Acetone | 15 |
| Chloroform | 24.2 |
| Dichlorodifluoromethane | 2.07 |
| Heptane | 3.06 |
| n-Hexane | 5.89 |
| Tetrachloroethene | 22.2 |
| Toluene | 2.06 |

| SAMPLE ID: | IA-2 |
|---|---|
| COLLECTION DATE: | 11/4/2021 |
| SAMPLE TYPE: | IA |
| Acetone | 12.1 |
| Carbon tetrachloride | 1.98 |
| Chloroform | 5.13 |
| Chloromethane | 1.2 |
| Dichlorodifluoromethane | 2.37 |
| Ethanol | 90.4 |
| Isopropanol | 22 |
| Toluene | 0.991 |
| Trichlorofluoromethane | 1.38 |

**LEGEND**

| Analyte | NYSDOH Matrix A | | NYSDOH Matrix B | | NYSDOH Matrix C | |
|---|---|---|---|---|---|---|
| | Sub-Slab Criteria | Indoor Air Criteria | Sub-Slab Criteria | Indoor Air Criteria | Sub-Slab Criteria | Indoor Air Criteria |
| 1,1,1-Trichloroethane | - | - | 100 | 3 | - | - |
| 1,1-Dichloroethene | 6 | 0.2 | - | - | - | - |
| Carbon tetrachloride | 6 | 0.2 | - | - | - | - |
| cis-1,2-Dichloroethene | 6 | 0.2 | - | - | - | - |
| Methylene chloride | - | - | 100 | 3 | - | - |
| Tetrachloroethene | - | - | 100 | 3 | - | - |
| Trichloroethene | 6 | 0.2 | - | - | - | - |
| Vinyl chloride | - | - | - | - | 6 | 0.2 |

**ABBREVIATIONS:**

NYSDOH = New York State Department of Health
NYSDOH Matrix A = Lower Limit of the Matrix A Sub-Slab Vapor or Indoor Air Concentrations Criteria (May 2017).
NYSDOH Matrix B = Lower Limit of the Matrix B Sub-Slab Vapor or Indoor Air Concentrations Criteria (May 2017).
NYSDOH Matrix C = Lower Limit of the Matrix C Sub-Slab Vapor or Indoor Air Concentrations Criteria (May 2017).
ug/m³ = Micrograms per cubic meter.
SV = Soil Vapor Sample.
Sub-Slab SV = Sub-Slab Soil Vapor Sample.
AA = Outdoor Ambient Air Sample.
IA = Indoor Ambient Air Sample.

**NOTES:**

1. All concentrations are measured in ug/m3.
2. Detected compounds are depicted in this figure.

= Concentration detected above the lower threshold of the NYSDOH Matrix.

LEGEND:

- SITE BOUNDARY
- PARCEL BOUNDARY
- SV-1 - AIR SAMPLE NUMBER AND APPROX. LOCATION

Scale: 1"= 20'

0 10 20 40 60 80



REFERENCE
SITE AND PROPERTY BOUNDARIES TAKEN FROM ESRI PARCEL INFORMATION, UNDATED.

IN:\VCAD\12814\CAD\ENVIRONMENTAL PHASE II\12814 DWG\EDRE LOC PLAN - PH2.DWG 05/17/23 05:22:56PM, adm.ward, LAYOUT FIG-3.3 SOIL VAPOR AND AIR SAMPLES

| rev | date | description | by |
|---|---|---|---|

dwg by: APG
chk by: MN
scale: AS NOTED
date: 3/16/2023

SESI CONSULTING ENGINEERS
GEOTECHNICAL | ENVIRONMENTAL | SITE CIVIL
959 route 46e, 3rd floor, parsippany, nj 07054 ph: 973.808.9050

128-148 NORTH MAIN STREET
SECTION 142.23, BLOCK 1, LOTS 34, 35, 36, 52
PORT CHESTER, WESTCHESTER COUNTY, NEW YORK 10573

title: SOIL VAPOR AND AMBIENT AIR SAMPLE LOCATIONS AND RESULTS SUMMARY PLAN

job no. 12814
drawing no. FIG-3.3

# Tables

**Table 3.1 - Soil Sample Analytical Results**
**128-158 North Main Street**
**Portchester, New York**
**SESI Project # 12814**

| | | | BORING ID: | SB-1 | | | | SB-2 | | | | SB-3 | | | | SB-4 | | | | SB-5 | | | |
|---|---|---|---|---|---|---|---|---|---|---|---|---|---|---|---|---|---|---|---|---|---|---|---|
| | | | SAMPLE ID: | SB-1 (12-12.5') | | | | SB-2 (7.5-8') | | | | SB-3 (7.5-8') | | | | SB-4 (6.5-7') | | | | SB-5 (8.5-9') | | | |
| | | | LAB ID: | L2160484-01 | | | | L2160484-02 | | | | L2160484-03 | | | | L2160484-04 | | | | L2160484-05 | | | |
| | | | COLLECTION DATE: | 11/3/2021 | | | | 11/3/2021 | | | | 11/3/2021 | | | | 11/3/2021 | | | | 11/3/2021 | | | |
| | | | SAMPLE DEPTH (FT BGS): | 12-12.5 | | | | 7.5-8 | | | | 7.5-8 | | | | 6.5-7 | | | | 8.5-9 | | | |
| | | | SAMPLE MATRIX: | SOIL | | | | SOIL | | | | SOIL | | | | SOIL | | | | SOIL | | | |
| **ANALYTE** | **CAS** | **NYSDEC USCOs** | **NYSDEC RRSCOs** | **Conc** | **Q** | **RL** | **MDL** | **Conc** | **Q** | **RL** | **MDL** | **Conc** | **Q** | **RL** | **MDL** | **Conc** | **Q** | **RL** | **MDL** | **Conc** | **Q** | **RL** | **MDL** |
| **VOLATILE ORGANICS BY EPA 5035 (mg/kg)** | | | | | | | | | | | | | | | | | | | | | | | |
| Methylene chloride | 75-09-2 | 0.05 | 100 | ND | | 0.01 | 0.00 | ND | | 0.01 | 0.00 | ND | | 0.01 | 0.00 | ND | | 0.01 | 0.00 | ND | | 0.01 | 0.00 |
| 1,1-Dichloroethane | 75-34-3 | 0.27 | 26 | ND | | 0.00 | 0.00 | ND | | 0.00 | 0.00 | ND | | 0.00 | 0.00 | ND | | 0.00 | 0.00 | ND | | 0.00 | 0.00 |
| Chloroform | 67-66-3 | 0.37 | 49 | ND | | 0.00 | 0.00 | ND | | 0.00 | 0.00 | ND | | 0.00 | 0.00 | ND | | 0.00 | 0.00 | ND | | 0.00 | 0.00 |
| Carbon tetrachloride | 56-23-5 | 0.76 | 2.4 | ND | | 0.00 | 0.00 | ND | | 0.00 | 0.00 | ND | | 0.00 | 0.00 | ND | | 0.00 | 0.00 | ND | | 0.00 | 0.00 |
| 1,2-Dichloropropane | 78-87-5 | | | ND | | 0.00 | 0.00 | ND | | 0.00 | 0.00 | ND | | 0.00 | 0.00 | ND | | 0.00 | 0.00 | ND | | 0.00 | 0.00 |
| Dibromochloromethane | 124-48-1 | | | ND | | 0.00 | 0.00 | ND | | 0.00 | 0.00 | ND | | 0.00 | 0.00 | ND | | 0.00 | 0.00 | ND | | 0.00 | 0.00 |
| 1,1,2-Trichloroethane | 79-00-5 | | | ND | | 0.00 | 0.00 | ND | | 0.00 | 0.00 | ND | | 0.00 | 0.00 | ND | | 0.00 | 0.00 | ND | | 0.00 | 0.00 |
| Tetrachloroethene | 127-18-4 | 1.3 | 19 | ND | | 0.00 | 0.00 | ND | | 0.00 | 0.00 | ND | | 0.00 | 0.00 | ND | | 0.00 | 0.00 | ND | | 0.00 | 0.00 |
| Chlorobenzene | 108-90-7 | 1.1 | 100 | ND | | 0.00 | 0.00 | ND | | 0.00 | 0.00 | ND | | 0.00 | 0.00 | ND | | 0.00 | 0.00 | ND | | 0.00 | 0.00 |
| Trichlorofluoromethane | 75-69-4 | | | ND | | 0.00 | 0.00 | ND | | 0.00 | 0.00 | ND | | 0.00 | 0.00 | ND | | 0.00 | 0.00 | ND | | 0.00 | 0.00 |
| 1,2-Dichloroethane | 107-06-2 | 0.02 | 3.1 | ND | | 0.00 | 0.00 | ND | | 0.00 | 0.00 | ND | | 0.00 | 0.00 | ND | | 0.00 | 0.00 | ND | | 0.00 | 0.00 |
| 1,1,1-Trichloroethane | 71-55-6 | 0.68 | 100 | ND | | 0.00 | 0.00 | ND | | 0.00 | 0.00 | ND | | 0.00 | 0.00 | ND | | 0.00 | 0.00 | ND | | 0.00 | 0.00 |
| Bromodichloromethane | 75-27-4 | | | ND | | 0.00 | 0.00 | ND | | 0.00 | 0.00 | ND | | 0.00 | 0.00 | ND | | 0.00 | 0.00 | ND | | 0.00 | 0.00 |
| trans-1,3-Dichloropropene | 10061-02-6 | | | ND | | 0.00 | 0.00 | ND | | 0.00 | 0.00 | ND | | 0.00 | 0.00 | ND | | 0.00 | 0.00 | ND | | 0.00 | 0.00 |
| cis-1,3-Dichloropropene | 10061-01-5 | | | ND | | 0.00 | 0.00 | ND | | 0.00 | 0.00 | ND | | 0.00 | 0.00 | ND | | 0.00 | 0.00 | ND | | 0.00 | 0.00 |
| 1,3-Dichloropropene, Total | 542-75-6 | | | ND | | 0.00 | 0.00 | ND | | 0.00 | 0.00 | ND | | 0.00 | 0.00 | ND | | 0.00 | 0.00 | ND | | 0.00 | 0.00 |
| 1,1-Dichloropropene | 563-58-6 | | | ND | | 0.00 | 0.00 | ND | | 0.00 | 0.00 | ND | | 0.00 | 0.00 | ND | | 0.00 | 0.00 | ND | | 0.00 | 0.00 |
| Bromoform | 75-25-2 | | | ND | | 0.00 | 0.00 | ND | | 0.00 | 0.00 | ND | | 0.00 | 0.00 | ND | | 0.00 | 0.00 | ND | | 0.00 | 0.00 |
| 1,1,2,2-Tetrachloroethane | 79-34-5 | | | ND | | 0.00 | 0.00 | ND | | 0.00 | 0.00 | ND | | 0.00 | 0.00 | ND | | 0.00 | 0.00 | ND | | 0.00 | 0.00 |
| Benzene | 71-43-2 | 0.06 | 4.8 | ND | | 0.00 | 0.00 | ND | | 0.00 | 0.00 | ND | | 0.00 | 0.00 | ND | | 0.00 | 0.00 | ND | | 0.00 | 0.00 |
| Toluene | 108-88-3 | 0.7 | 100 | ND | | 0.00 | 0.00 | ND | | 0.00 | 0.00 | ND | | 0.00 | 0.00 | ND | | 0.00 | 0.00 | ND | | 0.00 | 0.00 |
| Ethylbenzene | 100-41-4 | 1 | 41 | ND | | 0.00 | 0.00 | ND | | 0.00 | 0.00 | ND | | 0.00 | 0.00 | ND | | 0.00 | 0.00 | ND | | 0.00 | 0.00 |
| Chloromethane | 74-87-3 | | | ND | | 0.00 | 0.00 | ND | | 0.00 | 0.00 | ND | | 0.00 | 0.00 | ND | | 0.00 | 0.00 | ND | | 0.00 | 0.00 |
| Bromomethane | 74-83-9 | | | ND | | 0.00 | 0.00 | ND | | 0.00 | 0.00 | ND | | 0.00 | 0.00 | ND | | 0.00 | 0.00 | ND | | 0.00 | 0.00 |
| Vinyl chloride | 75-01-4 | 0.02 | 0.9 | ND | | 0.00 | 0.00 | ND | | 0.00 | 0.00 | ND | | 0.00 | 0.00 | ND | | 0.00 | 0.00 | ND | | 0.00 | 0.00 |
| Chloroethane | 75-00-3 | | | ND | | 0.00 | 0.00 | ND | | 0.00 | 0.00 | ND | | 0.00 | 0.00 | ND | | 0.00 | 0.00 | ND | | 0.00 | 0.00 |
| 1,1-Dichloroethene | 75-35-4 | 0.33 | 100 | ND | | 0.00 | 0.00 | ND | | 0.00 | 0.00 | ND | | 0.00 | 0.00 | ND | | 0.00 | 0.00 | ND | | 0.00 | 0.00 |
| trans-1,2-Dichloroethene | 156-60-5 | 0.19 | 100 | ND | | 0.00 | 0.00 | ND | | 0.00 | 0.00 | ND | | 0.00 | 0.00 | ND | | 0.00 | 0.00 | ND | | 0.00 | 0.00 |
| Trichloroethene | 79-01-6 | 0.47 | 21 | ND | | 0.00 | 0.00 | ND | | 0.00 | 0.00 | ND | | 0.00 | 0.00 | ND | | 0.00 | 0.00 | ND | | 0.00 | 0.00 |
| 1,2-Dichlorobenzene | 95-50-1 | 1.1 | 100 | ND | | 0.00 | 0.00 | ND | | 0.00 | 0.00 | ND | | 0.00 | 0.00 | ND | | 0.00 | 0.00 | ND | | 0.00 | 0.00 |
| 1,3-Dichlorobenzene | 541-73-1 | 2.4 | 49 | ND | | 0.00 | 0.00 | ND | | 0.00 | 0.00 | ND | | 0.00 | 0.00 | ND | | 0.00 | 0.00 | ND | | 0.00 | 0.00 |
| 1,4-Dichlorobenzene | 106-46-7 | 1.8 | 13 | ND | | 0.00 | 0.00 | ND | | 0.00 | 0.00 | ND | | 0.00 | 0.00 | ND | | 0.00 | 0.00 | ND | | 0.00 | 0.00 |
| Methyl tert butyl ether | 1634-04-4 | 0.93 | 100 | ND | | 0.00 | 0.00 | ND | | 0.00 | 0.00 | ND | | 0.00 | 0.00 | ND | | 0.00 | 0.00 | ND | | 0.00 | 0.00 |
| p/m-Xylene | 179601-23-1 | | | ND | | 0.00 | 0.00 | ND | | 0.00 | 0.00 | ND | | 0.00 | 0.00 | ND | | 0.00 | 0.00 | ND | | 0.00 | 0.00 |
| o-Xylene | 95-47-6 | | | ND | | 0.00 | 0.00 | ND | | 0.00 | 0.00 | ND | | 0.00 | 0.00 | ND | | 0.00 | 0.00 | ND | | 0.00 | 0.00 |
| Xylenes, Total | 1330-20-7 | 0.26 | 100 | ND | | 0.00 | 0.00 | ND | | 0.00 | 0.00 | ND | | 0.00 | 0.00 | ND | | 0.00 | 0.00 | ND | | 0.00 | 0.00 |
| cis-1,2-Dichloroethene | 156-59-2 | 0.25 | 100 | ND | | 0.00 | 0.00 | ND | | 0.00 | 0.00 | ND | | 0.00 | 0.00 | ND | | 0.00 | 0.00 | ND | | 0.00 | 0.00 |
| 1,2-Dichloroethene, Total | 540-59-0 | | | ND | | 0.00 | 0.00 | ND | | 0.00 | 0.00 | ND | | 0.00 | 0.00 | ND | | 0.00 | 0.00 | ND | | 0.00 | 0.00 |
| Dibromomethane | 74-95-3 | | | ND | | 0.00 | 0.00 | ND | | 0.00 | 0.00 | ND | | 0.00 | 0.00 | ND | | 0.00 | 0.00 | ND | | 0.00 | 0.00 |
| Styrene | 100-42-5 | | | ND | | 0.00 | 0.00 | ND | | 0.00 | 0.00 | ND | | 0.00 | 0.00 | ND | | 0.00 | 0.00 | ND | | 0.00 | 0.00 |
| Dichlorodifluoromethane | 75-71-8 | | | ND | | 0.01 | 0.00 | ND | | 0.01 | 0.00 | ND | | 0.01 | 0.00 | ND | | 0.01 | 0.00 | ND | | 0.01 | 0.00 |
| Acetone | 67-64-1 | 0.05 | 100 | 0.01 | | 0.01 | 0.01 | ND | | 0.01 | 0.01 | ND | | 0.01 | 0.01 | ND | | 0.01 | 0.01 | ND | | 0.01 | 0.01 |
| Carbon disulfide | 75-15-0 | | | ND | | 0.01 | 0.01 | ND | | 0.01 | 0.01 | ND | | 0.01 | 0.01 | ND | | 0.01 | 0.00 | ND | | 0.01 | 0.01 |
| 2-Butanone | 78-93-3 | 0.12 | 100 | ND | | 0.01 | 0.00 | ND | | 0.01 | 0.00 | ND | | 0.01 | 0.00 | ND | | 0.01 | 0.00 | ND | | 0.01 | 0.00 |
| Vinyl acetate | 108-05-4 | | | ND | | 0.01 | 0.00 | ND | | 0.01 | 0.00 | ND | | 0.01 | 0.00 | ND | | 0.01 | 0.00 | ND | | 0.01 | 0.00 |
| 4-Methyl-2-pentanone | 108-10-1 | | | ND | | 0.01 | 0.00 | ND | | 0.01 | 0.00 | ND | | 0.01 | 0.00 | ND | | 0.01 | 0.00 | ND | | 0.01 | 0.00 |
| 1,2,3-Trichloropropane | 96-18-4 | | | ND | | 0.00 | 0.00 | ND | | 0.00 | 0.00 | ND | | 0.00 | 0.00 | ND | | 0.00 | 0.00 | ND | | 0.00 | 0.00 |
| 2-Hexanone | 591-78-6 | | | ND | | 0.01 | 0.00 | ND | | 0.01 | 0.00 | ND | | 0.01 | 0.00 | ND | | 0.01 | 0.00 | ND | | 0.01 | 0.00 |
| Bromochloromethane | 74-97-5 | | | ND | | 0.00 | 0.00 | ND | | 0.00 | 0.00 | ND | | 0.00 | 0.00 | ND | | 0.00 | 0.00 | ND | | 0.00 | 0.00 |
| 2,2-Dichloropropane | 594-20-7 | | | ND | | 0.00 | 0.00 | ND | | 0.00 | 0.00 | ND | | 0.00 | 0.00 | ND | | 0.00 | 0.00 | ND | | 0.00 | 0.00 |
| 1,2-Dibromoethane | 106-93-4 | | | ND | | 0.00 | 0.00 | ND | | 0.00 | 0.00 | ND | | 0.00 | 0.00 | ND | | 0.00 | 0.00 | ND | | 0.00 | 0.00 |
| 1,3-Dichloropropane | 142-28-9 | | | ND | | 0.00 | 0.00 | ND | | 0.00 | 0.00 | ND | | 0.00 | 0.00 | ND | | 0.00 | 0.00 | ND | | 0.00 | 0.00 |
| 1,1,1,2-Tetrachloroethane | 630-20-6 | | | ND | | 0.00 | 0.00 | ND | | 0.00 | 0.00 | ND | | 0.00 | 0.00 | ND | | 0.00 | 0.00 | ND | | 0.00 | 0.00 |
| Bromobenzene | 108-86-1 | | | ND | | 0.00 | 0.00 | ND | | 0.00 | 0.00 | ND | | 0.00 | 0.00 | ND | | 0.00 | 0.00 | ND | | 0.00 | 0.00 |
| n-Butylbenzene | 104-51-8 | 12 | 100 | ND | | 0.00 | 0.00 | ND | | 0.00 | 0.00 | ND | | 0.00 | 0.00 | ND | | 0.00 | 0.00 | ND | | 0.00 | 0.00 |
| sec-Butylbenzene | 135-98-8 | 11 | 100 | ND | | 0.00 | 0.00 | ND | | 0.00 | 0.00 | ND | | 0.00 | 0.00 | ND | | 0.00 | 0.00 | ND | | 0.00 | 0.00 |
| tert-Butylbenzene | 98-06-6 | 5.9 | 100 | ND | | 0.00 | 0.00 | ND | | 0.00 | 0.00 | ND | | 0.00 | 0.00 | ND | | 0.00 | 0.00 | ND | | 0.00 | 0.00 |
| **VOLATILE ORGANICS BY EPA 5035 (mg/kg)** | | | | | | | | | | | | | | | | | | | | | | | |
| o-Chlorotoluene | 95-49-8 | | | ND | | 0.00 | 0.00 | ND | | 0.00 | 0.00 | ND | | 0.00 | 0.00 | ND | | 0.00 | 0.00 | ND | | 0.00 | 0.00 |
| p-Chlorotoluene | 106-43-4 | | | ND | | 0.00 | 0.00 | ND | | 0.00 | 0.00 | ND | | 0.00 | 0.00 | ND | | 0.00 | 0.00 | ND | | 0.00 | 0.00 |
| 1,2-Dibromo-3-chloropropane | 96-12-8 | | | ND | | 0.00 | 0.00 | ND | | 0.00 | 0.00 | ND | | 0.00 | 0.00 | ND | | 0.00 | 0.00 | ND | | 0.00 | 0.00 |
| Hexachlorobutadiene | 87-68-3 | | | ND | | 0.00 | 0.00 | ND | | 0.00 | 0.00 | ND | | 0.00 | 0.00 | ND | | 0.00 | 0.00 | ND | | 0.00 | 0.00 |
| Isopropylbenzene | 98-82-8 | | | ND | | 0.00 | 0.00 | ND | | 0.00 | 0.00 | ND | | 0.00 | 0.00 | ND | | 0.00 | 0.00 | ND | | 0.00 | 0.00 |
| p-Isopropyltoluene | 99-87-6 | | | ND | | 0.00 | 0.00 | ND | | 0.00 | 0.00 | ND | | 0.00 | 0.00 | ND | | 0.00 | 0.00 | ND | | 0.00 | 0.00 |
| Naphthalene | 91-20-3 | 12 | 100 | ND | | 0.00 | 0.00 | ND | | 0.00 | 0.00 | ND | | 0.00 | 0.00 | ND | | 0.00 | 0.00 | ND | | 0.00 | 0.00 |
| Acrylonitrile | 107-13-1 | | | ND | | 0.00 | 0.00 | ND | | 0.00 | 0.00 | ND | | 0.00 | 0.00 | ND | | 0.00 | 0.00 | ND | | 0.00 | 0.00 |

**Table 3.1 - Soil Sample Analytical Results**
**128-158 North Main Street**
**Portchester, New York**
**SESI Project # 12814**

| | | | BORING ID: | SB-1 | | | | SB-2 | | | | SB-3 | | | | SB-4 | | | | SB-5 | | | |
|---|---|---|---|---|---|---|---|---|---|---|---|---|---|---|---|---|---|---|---|---|---|---|---|
| | | | SAMPLE ID: | SB-1 (12-12.5') | | | | SB-2 (7.5-8') | | | | SB-3 (7.5-8') | | | | SB-4 (6.5-7') | | | | SB-5 (8.5-9') | | | |
| | | | LAB ID: | L2160484-01 | | | | L2160484-02 | | | | L2160484-03 | | | | L2160484-04 | | | | L2160484-05 | | | |
| | | | COLLECTION DATE: | 11/3/2021 | | | | 11/3/2021 | | | | 11/3/2021 | | | | 11/3/2021 | | | | 11/3/2021 | | | |
| | | | SAMPLE DEPTH (FT BGS): | 12-12.5 | | | | 7.5-8 | | | | 7.5-8 | | | | 6.5-7 | | | | 8.5-9 | | | |
| | | | SAMPLE MATRIX: | SOIL | | | | SOIL | | | | SOIL | | | | SOIL | | | | SOIL | | | |
| ANALYTE | CAS | NYSDEC USCOs | NYSDEC RRSCOs | Conc | Q | RL | MDL | Conc | Q | RL | MDL | Conc | Q | RL | MDL | Conc | Q | RL | MDL | Conc | Q | RL | MDL |
| n-Propylbenzene | 103-65-1 | 3.9 | 100 | ND | | 0.00 | 0.00 | ND | | 0.00 | 0.00 | ND | | 0.00 | 0.00 | ND | | 0.00 | 0.00 | ND | | 0.00 | 0.00 |
| 1,2,3-Trichlorobenzene | 87-61-6 | | | ND | | 0.00 | 0.00 | ND | | 0.00 | 0.00 | ND | | 0.00 | 0.00 | ND | | 0.00 | 0.00 | ND | | 0.00 | 0.00 |
| 1,2,4-Trichlorobenzene | 120-82-1 | | | ND | | 0.00 | 0.00 | ND | | 0.00 | 0.00 | ND | | 0.00 | 0.00 | ND | | 0.00 | 0.00 | ND | | 0.00 | 0.00 |
| 1,3,5-Trimethylbenzene | 108-67-8 | 8.4 | 52 | ND | | 0.00 | 0.00 | ND | | 0.00 | 0.00 | ND | | 0.00 | 0.00 | ND | | 0.00 | 0.00 | ND | | 0.00 | 0.00 |
| 1,2,4-Trimethylbenzene | 95-63-6 | 3.6 | 52 | ND | | 0.00 | 0.00 | ND | | 0.00 | 0.00 | ND | | 0.00 | 0.00 | ND | | 0.00 | 0.00 | ND | | 0.00 | 0.00 |
| 1,4-Dioxane | 123-91-1 | 0.1 | 13 | ND | | 0.09 | 0.04 | ND | | 0.09 | 0.04 | ND | | 0.09 | 0.04 | ND | | 0.09 | 0.04 | ND | | 0.10 | 0.04 |
| p-Diethylbenzene | 105-05-5 | | | ND | | 0.00 | 0.00 | ND | | 0.00 | 0.00 | ND | | 0.00 | 0.00 | ND | | 0.00 | 0.00 | ND | | 0.00 | 0.00 |
| p-Ethyltoluene | 622-96-8 | | | ND | | 0.00 | 0.00 | ND | | 0.00 | 0.00 | ND | | 0.00 | 0.00 | ND | | 0.00 | 0.00 | ND | | 0.00 | 0.00 |
| 1,2,4,5-Tetramethylbenzene | 95-93-2 | | | ND | | 0.00 | 0.00 | ND | | 0.00 | 0.00 | ND | | 0.00 | 0.00 | ND | | 0.00 | 0.00 | ND | | 0.00 | 0.00 |
| Ethyl ether | 60-29-7 | | | ND | | 0.00 | 0.00 | ND | | 0.00 | 0.00 | ND | | 0.00 | 0.00 | ND | | 0.00 | 0.00 | ND | | 0.00 | 0.00 |
| trans-1,4-Dichloro-2-butene | 110-57-6 | | | ND | | 0.01 | 0.00 | ND | | 0.01 | 0.00 | ND | | 0.01 | 0.00 | ND | | 0.01 | 0.00 | ND | | 0.01 | 0.00 |
| Total VOCs | | | | 0.01 | - | - | - | - | - | - | - | - | - | - | - | - | - | - | - | - | - | - | - |
| **VOLATILE ORGANICS BY EPA 5035-TIC (mg/kg)** | | | | | | | | | | | | | | | | | | | | | | | |
| Unknown Benzene | | | | - | | - | - | - | | - | - | - | | - | - | - | | - | - | - | | - | - |
| Unknown Aromatic | | | | - | | - | - | - | | - | - | - | | - | - | - | | - | - | - | | - | - |
| Unknown Benzene | | | | - | | - | - | - | | - | - | - | | - | - | - | | - | - | - | | - | - |
| Unknown Aromatic | | | | - | | - | - | - | | - | - | - | | - | - | - | | - | - | - | | - | - |
| Unknown | | | | - | | - | - | - | | - | - | - | | - | - | - | | - | - | - | | - | - |
| Unknown Alkane | | | | - | | - | - | - | | - | - | - | | - | - | - | | - | - | - | | - | - |
| Octane | 000111-65-9 | | | - | | - | - | - | | - | - | - | | - | - | - | | - | - | - | | - | - |
| Decane, 3,7-dimethyl- | 017312-54-8 | | | - | | - | - | - | | - | - | - | | - | - | - | | - | - | - | | - | - |
| Undecane, 3-methyl- | 001002-43-3 | | | - | | - | - | - | | - | - | - | | - | - | - | | - | - | - | | - | - |
| Unknown Aromatic | | | | - | | - | - | - | | - | - | - | | - | - | - | | - | - | - | | - | - |
| Unknown Alkane | | | | - | | - | - | - | | - | - | - | | - | - | - | | - | - | - | | - | - |
| Unknown | | | | - | | - | - | - | | - | - | - | | - | - | - | | - | - | - | | - | - |
| No Tentatively Identified Compounds | | | | ND | | 0.00 | 0.00 | ND | | 0.00 | 0.00 | ND | | 0.00 | 0.00 | ND | | 0.00 | 0.00 | ND | | 0.00 | 0.00 |
| Unknown Benzene | | | | - | | - | - | - | | - | - | - | | - | - | - | | - | - | - | | - | - |
| Unknown | | | | - | | - | - | - | | - | - | - | | - | - | - | | - | - | - | | - | - |
| Unknown Alkane | | | | - | | - | - | - | | - | - | - | | - | - | - | | - | - | - | | - | - |
| Unknown | | | | - | | - | - | - | | - | - | - | | - | - | - | | - | - | - | | - | - |
| Unknown Benzene | | | | - | | - | - | - | | - | - | - | | - | - | - | | - | - | - | | - | - |
| Unknown Aromatic | | | | - | | - | - | - | | - | - | - | | - | - | - | | - | - | - | | - | - |
| Unknown | | | | - | | - | - | - | | - | - | - | | - | - | - | | - | - | - | | - | - |
| Unknown Aromatic | | | | - | | - | - | - | | - | - | - | | - | - | - | | - | - | - | | - | - |
| Unknown Naphthalene | | | | - | | - | - | - | | - | - | - | | - | - | - | | - | - | - | | - | - |
| Cyclotrisiloxane, Hexamethyl- | 000541-05-9 | | | - | | - | - | - | | - | - | - | | - | - | - | | - | - | - | | - | - |
| Unknown Aromatic | | | | - | | - | - | - | | - | - | - | | - | - | - | | - | - | - | | - | - |
| Unknown Alkane | | | | - | | - | - | - | | - | - | - | | - | - | - | | - | - | - | | - | - |
| Unknown Alkane | | | | - | | - | - | - | | - | - | - | | - | - | - | | - | - | - | | - | - |
| Unknown Alkane | | | | - | | - | - | - | | - | - | - | | - | - | - | | - | - | - | | - | - |
| Benzene, 1-propenyl- | 000637-50-3 | | | - | | - | - | - | | - | - | - | | - | - | - | | - | - | - | | - | - |
| Unknown Aromatic | | | | - | | - | - | - | | - | - | - | | - | - | - | | - | - | - | | - | - |
| Octane, 2,6-dimethyl- | 002051-30-1 | | | - | | - | - | - | | - | - | - | | - | - | - | | - | - | - | | - | - |
| Total TIC Compounds | | | | - | | - | - | - | | - | - | - | | - | - | - | | - | - | - | | - | - |
| **PERFLUORINATED ALKYL ACIDS BY ISOTOPE DILUTION (ng/g)** | | | | | | | | | | | | | | | | | | | | | | | |
| Perfluorobutanoic Acid (PFBA) | 375-22-4 | | | ND | | 0.00 | 0.00 | - | | - | - | ND | | 0.00 | 0.00 | - | | - | - | - | | - | - |
| Perfluoropentanoic Acid (PFPeA) | 2706-90-3 | | | ND | | 0.00 | 0.00 | - | | - | - | ND | | 0.00 | 0.00 | - | | - | - | - | | - | - |
| Perfluorobutanesulfonic Acid (PFBS) | 375-73-5 | | | ND | | 0.00 | 0.00 | - | | - | - | ND | | 0.00 | 0.00 | - | | - | - | - | | - | - |
| Perfluorohexanoic Acid (PFHxA) | 307-24-4 | | | ND | | 0.00 | 0.00 | - | | - | - | ND | | 0.00 | 0.00 | - | | - | - | - | | - | - |
| Perfluoroheptanoic Acid (PFHpA) | 375-85-9 | | | ND | | 0.00 | 0.00 | - | | - | - | ND | | 0.00 | 0.00 | - | | - | - | - | | - | - |
| Perfluorohexanesulfonic Acid (PFHxS) | 355-46-4 | | | ND | | 0.00 | 0.00 | - | | - | - | ND | | 0.00 | 0.00 | - | | - | - | - | | - | - |
| Perfluorooctanoic Acid (PFOA) | 335-67-1 | 0.00066 | 0.033 | ND | | 0.00 | 0.00 | - | | - | - | ND | | 0.00 | 0.00 | - | | - | - | - | | - | - |
| 1H,1H,2H,2H-Perfluorooctanesulfonic Acid (6:2FTS) | 27619-97-2 | | | ND | | 0.00 | 0.00 | - | | - | - | ND | | 0.00 | 0.00 | - | | - | - | - | | - | - |
| Perfluoroheptanesulfonic Acid (PFHpS) | 375-92-8 | | | ND | | 0.00 | 0.00 | - | | - | - | ND | | 0.00 | 0.00 | - | | - | - | - | | - | - |
| Perfluorononanoic Acid (PFNA) | 375-95-1 | | | ND | | 0.00 | 0.00 | - | | - | - | ND | | 0.00 | 0.00 | - | | - | - | - | | - | - |
| Perfluorooctanesulfonic Acid (PFOS) | 1763-23-1 | 0.00088 | 0.044 | ND | | 0.00 | 0.00 | - | | - | - | 0.000175 | J | 0.000293 | 0.000152 | - | | - | - | - | | - | - |
| Perfluorodecanoic Acid (PFDA) | 335-76-2 | | | ND | | 0.00 | 0.00 | - | | - | - | ND | | 0.00 | 0.00 | - | | - | - | - | | - | - |
| 1H,1H,2H,2H-Perfluorodecanesulfonic Acid (8:2FTS) | 39108-34-4 | | | ND | | 0.00 | 0.00 | - | | - | - | ND | | 0.00 | 0.00 | - | | - | - | - | | - | - |
| N-Methyl Perfluorooctanesulfonamidoacetic Acid (NMeFOSAA) | 2355-31-9 | | | ND | | 0.00 | 0.00 | - | | - | - | ND | | 0.00 | 0.00 | - | | - | - | - | | - | - |
| Perfluoroundecanoic Acid (PFUnA) | 2058-94-8 | | | ND | | 0.00 | 0.00 | - | | - | - | ND | | 0.00 | 0.00 | - | | - | - | - | | - | - |
| Perfluorodecanesulfonic Acid (PFDS) | 335-77-3 | | | ND | | 0.00 | 0.00 | - | | - | - | ND | | 0.00 | 0.00 | - | | - | - | - | | - | - |
| Perfluorooctanesulfonamide (FOSA) | 754-91-6 | | | ND | | 0.000562 | 0.00011 | - | | - | - | ND | | 0.000586 | 0.000115 | - | | - | - | - | | - | - |
| N-Ethyl Perfluorooctanesulfonamidoacetic Acid (NEtFOSAA) | 2991-50-6 | | | ND | | 0.00 | 0.00 | - | | - | - | ND | | 0.00 | 0.00 | - | | - | - | - | | - | - |
| Perfluorododecanoic Acid (PFDoA) | 307-55-1 | | | ND | | 0.00 | 0.00 | - | | - | - | ND | | 0.00 | 0.00 | - | | - | - | - | | - | - |
| Perfluorotridecanoic Acid (PFTrDA) | 72629-94-8 | | | ND | | 0.00 | 0.00 | - | | - | - | ND | | 0.00 | 0.00 | - | | - | - | - | | - | - |
| Perfluorotetradecanoic Acid (PFTA) | 376-06-7 | | | ND | | 0.00 | 0.00 | - | | - | - | ND | | 0.00 | 0.00 | - | | - | - | - | | - | - |
| PFOA/PFOS, Total | | | | ND | | 0.00 | 0.00 | - | | - | - | 0.00 | J | 0.00 | 0.00 | - | | - | - | - | | - | - |

**Table 3.1 - Soil Sample Analytical Results**
**128-158 North Main Street**
**Portchester, New York**
**SESI Project # 12814**

| | | | BORING ID: | SB-1 | | | | SB-2 | | | | SB-3 | | | | SB-4 | | | | SB-5 | | | |
|---|---|---|---|---|---|---|---|---|---|---|---|---|---|---|---|---|---|---|---|---|---|---|---|
| | | | SAMPLE ID: | SB-1 (12-12.5') | | | | SB-2 (7.5-8') | | | | SB-3 (7.5-8') | | | | SB-4 (6.5-7') | | | | SB-5 (8.5-9') | | | |
| | | | LAB ID: | L2160484-01 | | | | L2160484-02 | | | | L2160484-03 | | | | L2160484-04 | | | | L2160484-05 | | | |
| | | | COLLECTION DATE: | 11/3/2021 | | | | 11/3/2021 | | | | 11/3/2021 | | | | 11/3/2021 | | | | 11/3/2021 | | | |
| | | | SAMPLE DEPTH (FT BGS): | 12-12.5 | | | | 7.5-8 | | | | 7.5-8 | | | | 6.5-7 | | | | 8.5-9 | | | |
| | | | SAMPLE MATRIX: | SOIL | | | | SOIL | | | | SOIL | | | | SOIL | | | | SOIL | | | |
| ANALYTE | CAS | NYSDEC USCOs | NYSDEC RRSCOs | Conc | Q | RL | MDL | Conc | Q | RL | MDL | Conc | Q | RL | MDL | Conc | Q | RL | MDL | Conc | Q | RL | MDL |
| **SEMIVOLATILE ORGANICS BY GC/MS (mg/kg)** | | | | | | | | | | | | | | | | | | | | | | | |
| Acenaphthene | 83-32-9 | 20 | 100 | 0.04 | J | 0.16 | 0.02 | ND | | 0.14 | 0.02 | ND | | 0.16 | 0.02 | ND | | 0.16 | 0.02 | ND | | 0.16 | 0.02 |
| 1,2,4-Trichlorobenzene | 120-82-1 | | | ND | | 0.20 | 0.02 | ND | | 0.17 | 0.02 | ND | | 0.20 | 0.02 | ND | | 0.20 | 0.02 | ND | | 0.20 | 0.02 |
| Hexachlorobenzene | 118-74-1 | 0.33 | 1.2 | ND | | 0.12 | 0.02 | ND | | 0.10 | 0.02 | ND | | 0.12 | 0.02 | ND | | 0.12 | 0.02 | ND | | 0.12 | 0.02 |
| Bis(2-chloroethyl)ether | 111-44-4 | | | ND | | 0.18 | 0.03 | ND | | 0.16 | 0.02 | ND | | 0.18 | 0.03 | ND | | 0.18 | 0.03 | ND | | 0.18 | 0.03 |
| 2-Chloronaphthalene | 91-58-7 | | | ND | | 0.20 | 0.02 | ND | | 0.17 | 0.02 | ND | | 0.20 | 0.02 | ND | | 0.20 | 0.02 | ND | | 0.20 | 0.02 |
| 1,2-Dichlorobenzene | 95-50-1 | 1.1 | 100 | ND | | 0.20 | 0.04 | ND | | 0.17 | 0.03 | ND | | 0.20 | 0.04 | ND | | 0.20 | 0.04 | ND | | 0.20 | 0.04 |
| 1,3-Dichlorobenzene | 541-73-1 | 2.4 | 49 | ND | | 0.20 | 0.03 | ND | | 0.17 | 0.03 | ND | | 0.20 | 0.04 | ND | | 0.20 | 0.04 | ND | | 0.20 | 0.04 |
| 1,4-Dichlorobenzene | 106-46-7 | 1.8 | 13 | ND | | 0.20 | 0.04 | ND | | 0.17 | 0.03 | ND | | 0.20 | 0.04 | ND | | 0.20 | 0.04 | ND | | 0.20 | 0.04 |
| 3,3'-Dichlorobenzidine | 91-94-1 | | | ND | | 0.20 | 0.05 | ND | | 0.17 | 0.05 | ND | | 0.20 | 0.05 | ND | | 0.20 | 0.05 | ND | | 0.20 | 0.05 |
| 2,4-Dinitrotoluene | 121-14-2 | | | ND | | 0.20 | 0.04 | ND | | 0.17 | 0.04 | ND | | 0.20 | 0.04 | ND | | 0.20 | 0.04 | ND | | 0.20 | 0.04 |
| 2,6-Dinitrotoluene | 606-20-2 | | | ND | | 0.20 | 0.03 | ND | | 0.17 | 0.03 | ND | | 0.20 | 0.04 | ND | | 0.20 | 0.04 | ND | | 0.20 | 0.04 |
| Fluoranthene | 206-44-0 | 100 | 100 | 0.29 | | 0.12 | 0.02 | ND | | 0.10 | 0.02 | ND | | 0.12 | 0.02 | ND | | 0.12 | 0.02 | ND | | 0.12 | 0.02 |
| 4-Chlorophenyl phenyl ether | 7005-72-3 | | | ND | | 0.20 | 0.02 | ND | | 0.17 | 0.02 | ND | | 0.20 | 0.02 | ND | | 0.20 | 0.02 | ND | | 0.20 | 0.02 |
| 4-Bromophenyl phenyl ether | 101-55-3 | | | ND | | 0.20 | 0.03 | ND | | 0.17 | 0.03 | ND | | 0.20 | 0.03 | ND | | 0.20 | 0.03 | ND | | 0.20 | 0.03 |
| Bis(2-chloroisopropyl)ether | 108-60-1 | | | ND | | 0.24 | 0.03 | ND | | 0.21 | 0.03 | ND | | 0.24 | 0.03 | ND | | 0.24 | 0.03 | ND | | 0.24 | 0.04 |
| Bis(2-chloroethoxy)methane | 111-91-1 | | | ND | | 0.21 | 0.02 | ND | | 0.19 | 0.02 | ND | | 0.22 | 0.02 | ND | | 0.22 | 0.02 | ND | | 0.22 | 0.02 |
| Hexachlorobutadiene | 87-68-3 | | | ND | | 0.20 | 0.03 | ND | | 0.17 | 0.03 | ND | | 0.20 | 0.03 | ND | | 0.20 | 0.03 | ND | | 0.20 | 0.03 |
| Hexachlorocyclopentadiene | 77-47-4 | | | ND | | 0.57 | 0.18 | ND | | 0.50 | 0.16 | ND | | 0.58 | 0.18 | ND | | 0.58 | 0.18 | ND | | 0.58 | 0.18 |
| Hexachloroethane | 67-72-1 | | | ND | | 0.16 | 0.03 | ND | | 0.14 | 0.03 | ND | | 0.16 | 0.03 | ND | | 0.16 | 0.03 | ND | | 0.16 | 0.03 |
| Isophorone | 78-59-1 | | | ND | | 0.18 | 0.03 | ND | | 0.16 | 0.02 | ND | | 0.18 | 0.03 | ND | | 0.18 | 0.03 | ND | | 0.18 | 0.03 |
| Naphthalene | 91-20-3 | 12 | 100 | ND | | 0.20 | 0.02 | ND | | 0.17 | 0.02 | ND | | 0.20 | 0.03 | ND | | 0.20 | 0.02 | ND | | 0.20 | 0.03 |
| Nitrobenzene | 98-95-3 | | | ND | | 0.18 | 0.03 | ND | | 0.16 | 0.03 | ND | | 0.18 | 0.03 | ND | | 0.18 | 0.03 | ND | | 0.18 | 0.03 |
| NDPA/DPA | 86-30-6 | | | 0.90 | | 0.16 | 0.02 | ND | | 0.14 | 0.02 | ND | | 0.16 | 0.02 | ND | | 0.16 | 0.02 | ND | | 0.16 | 0.02 |
| n-Nitrosodi-n-propylamine | 621-64-7 | | | ND | | 0.20 | 0.03 | ND | | 0.17 | 0.03 | ND | | 0.20 | 0.03 | ND | | 0.20 | 0.03 | ND | | 0.20 | 0.03 |
| Bis(2-ethylhexyl)phthalate | 117-81-7 | | | ND | | 0.20 | 0.07 | ND | | 0.17 | 0.06 | ND | | 0.20 | 0.07 | ND | | 0.20 | 0.07 | ND | | 0.20 | 0.07 |
| Butyl benzyl phthalate | 85-68-7 | | | ND | | 0.20 | 0.05 | ND | | 0.17 | 0.04 | ND | | 0.20 | 0.05 | ND | | 0.20 | 0.05 | ND | | 0.20 | 0.05 |
| Di-n-butylphthalate | 84-74-2 | | | ND | | 0.20 | 0.04 | ND | | 0.17 | 0.03 | ND | | 0.20 | 0.04 | ND | | 0.20 | 0.04 | ND | | 0.20 | 0.04 |
| Di-n-octylphthalate | 117-84-0 | | | ND | | 0.20 | 0.07 | ND | | 0.17 | 0.06 | ND | | 0.20 | 0.07 | ND | | 0.20 | 0.07 | ND | | 0.20 | 0.07 |
| Diethyl phthalate | 84-66-2 | | | ND | | 0.20 | 0.02 | ND | | 0.17 | 0.02 | ND | | 0.20 | 0.02 | ND | | 0.20 | 0.02 | ND | | 0.20 | 0.02 |
| Dimethyl phthalate | 131-11-3 | | | ND | | 0.20 | 0.04 | ND | | 0.17 | 0.04 | ND | | 0.20 | 0.04 | ND | | 0.20 | 0.04 | ND | | 0.20 | 0.04 |
| Benzo(a)anthracene | 56-55-3 | 1 | 1 | 0.22 | | 0.12 | 0.02 | ND | | 0.10 | 0.02 | ND | | 0.12 | 0.02 | ND | | 0.12 | 0.02 | ND | | 0.12 | 0.02 |
| Benzo(a)pyrene | 50-32-8 | 1 | 1 | 0.39 | | 0.16 | 0.05 | ND | | 0.14 | 0.04 | ND | | 0.16 | 0.05 | ND | | 0.16 | 0.05 | ND | | 0.16 | 0.05 |
| Benzo(b)fluoranthene | 205-99-2 | 1 | 1 | 0.10 | J | 0.12 | 0.03 | ND | | 0.10 | 0.03 | ND | | 0.12 | 0.03 | ND | | 0.12 | 0.03 | ND | | 0.12 | 0.03 |
| Benzo(k)fluoranthene | 207-08-9 | 0.8 | 3.9 | ND | | 0.12 | 0.03 | ND | | 0.10 | 0.03 | ND | | 0.12 | 0.03 | ND | | 0.12 | 0.03 | ND | | 0.12 | 0.03 |
| Chrysene | 218-01-9 | 1 | 3.9 | 0.61 | | 0.12 | 0.02 | ND | | 0.10 | 0.02 | ND | | 0.12 | 0.02 | ND | | 0.12 | 0.02 | ND | | 0.12 | 0.02 |
| Acenaphthylene | 208-96-8 | 100 | 100 | 0.05 | J | 0.16 | 0.03 | ND | | 0.14 | 0.03 | ND | | 0.16 | 0.03 | ND | | 0.16 | 0.03 | ND | | 0.16 | 0.03 |
| Anthracene | 120-12-7 | 100 | 100 | 0.83 | | 0.12 | 0.04 | ND | | 0.10 | 0.03 | ND | | 0.12 | 0.04 | ND | | 0.12 | 0.04 | ND | | 0.12 | 0.04 |
| Benzo(ghi)perylene | 191-24-2 | 100 | 100 | 0.15 | J | 0.16 | 0.02 | ND | | 0.14 | 0.02 | ND | | 0.16 | 0.02 | ND | | 0.16 | 0.02 | ND | | 0.16 | 0.02 |
| Fluorene | 86-73-7 | 30 | 100 | 0.36 | | 0.20 | 0.02 | ND | | 0.17 | 0.02 | ND | | 0.20 | 0.02 | ND | | 0.20 | 0.02 | ND | | 0.20 | 0.02 |
| Phenanthrene | 85-01-8 | 100 | 100 | ND | | 0.12 | 0.02 | ND | | 0.10 | 0.02 | ND | | 0.12 | 0.03 | ND | | 0.12 | 0.02 | ND | | 0.12 | 0.03 |
| Dibenzo(a,h)anthracene | 53-70-3 | 0.33 | 0.33 | ND | | 0.12 | 0.02 | ND | | 0.10 | 0.02 | ND | | 0.12 | 0.02 | ND | | 0.12 | 0.02 | ND | | 0.12 | 0.02 |
| Indeno(1,2,3-cd)pyrene | 193-39-5 | 0.5 | 0.5 | 0.10 | J | 0.16 | 0.03 | ND | | 0.14 | 0.02 | ND | | 0.16 | 0.03 | ND | | 0.16 | 0.03 | ND | | 0.16 | 0.03 |
| Pyrene | 129-00-0 | 100 | 100 | 1.80 | | 0.12 | 0.02 | ND | | 0.10 | 0.02 | ND | | 0.12 | 0.02 | ND | | 0.12 | 0.02 | ND | | 0.12 | 0.02 |
| Biphenyl | 92-52-4 | | | ND | | 0.45 | 0.05 | ND | | 0.40 | 0.04 | ND | | 0.46 | 0.05 | ND | | 0.46 | 0.05 | ND | | 0.46 | 0.05 |
| 4-Chloroaniline | 106-47-8 | | | ND | | 0.20 | 0.04 | ND | | 0.17 | 0.03 | ND | | 0.20 | 0.04 | ND | | 0.20 | 0.04 | ND | | 0.20 | 0.04 |
| 2-Nitroaniline | 88-74-4 | | | ND | | 0.20 | 0.04 | ND | | 0.17 | 0.03 | ND | | 0.20 | 0.04 | ND | | 0.20 | 0.04 | ND | | 0.20 | 0.04 |
| 3-Nitroaniline | 99-09-2 | | | ND | | 0.20 | 0.04 | ND | | 0.17 | 0.03 | ND | | 0.20 | 0.04 | ND | | 0.20 | 0.04 | ND | | 0.20 | 0.04 |
| 4-Nitroaniline | 100-01-6 | | | ND | | 0.20 | 0.08 | ND | | 0.17 | 0.07 | ND | | 0.20 | 0.08 | ND | | 0.20 | 0.08 | ND | | 0.20 | 0.08 |
| Dibenzofuran | 132-64-9 | 7 | 59 | 0.13 | J | 0.20 | 0.02 | ND | | 0.17 | 0.02 | ND | | 0.20 | 0.02 | ND | | 0.20 | 0.02 | ND | | 0.20 | 0.02 |
| 2-Methylnaphthalene | 91-57-6 | | | ND | | 0.24 | 0.02 | ND | | 0.21 | 0.02 | ND | | 0.24 | 0.02 | ND | | 0.24 | 0.02 | ND | | 0.24 | 0.02 |
| 1,2,4,5-Tetrachlorobenzene | 95-94-3 | | | ND | | 0.20 | 0.02 | ND | | 0.17 | 0.02 | ND | | 0.20 | 0.02 | ND | | 0.20 | 0.02 | ND | | 0.20 | 0.02 |
| Acetophenone | 98-86-2 | | | ND | | 0.20 | 0.02 | ND | | 0.17 | 0.02 | ND | | 0.20 | 0.03 | ND | | 0.20 | 0.03 | ND | | 0.20 | 0.03 |
| 2,4,6-Trichlorophenol | 88-06-2 | | | ND | | 0.12 | 0.04 | ND | | 0.10 | 0.03 | ND | | 0.12 | 0.04 | ND | | 0.12 | 0.04 | ND | | 0.12 | 0.04 |
| p-Chloro-m-cresol | 59-50-7 | | | ND | | 0.20 | 0.03 | ND | | 0.17 | 0.03 | ND | | 0.20 | 0.03 | ND | | 0.20 | 0.03 | ND | | 0.20 | 0.03 |
| 2-Chlorophenol | 95-57-8 | | | ND | | 0.20 | 0.02 | ND | | 0.17 | 0.02 | ND | | 0.20 | 0.02 | ND | | 0.20 | 0.02 | ND | | 0.20 | 0.02 |
| 2,4-Dichlorophenol | 120-83-2 | | | ND | | 0.18 | 0.03 | ND | | 0.16 | 0.03 | ND | | 0.18 | 0.03 | ND | | 0.18 | 0.03 | ND | | 0.18 | 0.03 |
| 2,4-Dimethylphenol | 105-67-9 | | | ND | | 0.20 | 0.07 | ND | | 0.17 | 0.06 | ND | | 0.20 | 0.07 | ND | | 0.20 | 0.07 | ND | | 0.20 | 0.07 |
| **SEMIVOLATILE ORGANICS BY GC/MS (mg/kg)** | | | | | | | | | | | | | | | | | | | | | | | |
| 2-Nitrophenol | 88-75-5 | | | ND | | 0.43 | 0.08 | ND | | 0.38 | 0.07 | ND | | 0.44 | 0.08 | ND | | 0.44 | 0.08 | ND | | 0.44 | 0.08 |
| 4-Nitrophenol | 100-02-7 | | | ND | | 0.28 | 0.08 | ND | | 0.24 | 0.07 | ND | | 0.28 | 0.08 | ND | | 0.28 | 0.08 | ND | | 0.28 | 0.08 |
| 2,4-Dinitrophenol | 51-28-5 | | | ND | | 0.95 | 0.09 | ND | | 0.84 | 0.08 | ND | | 0.97 | 0.09 | ND | | 0.97 | 0.09 | ND | | 0.97 | 0.10 |
| 4,6-Dinitro-o-cresol | 534-52-1 | | | ND | | 0.52 | 0.10 | ND | | 0.45 | 0.08 | ND | | 0.53 | 0.10 | ND | | 0.52 | 0.10 | ND | | 0.53 | 0.10 |
| Pentachlorophenol | 87-86-5 | 0.8 | 6.7 | ND | | 0.16 | 0.04 | ND | | 0.14 | 0.04 | ND | | 0.16 | 0.04 | ND | | 0.16 | 0.04 | ND | | 0.16 | 0.05 |
| Phenol | 108-95-2 | 0.33 | 100 | ND | | 0.20 | 0.03 | ND | | 0.17 | 0.03 | ND | | 0.20 | 0.03 | ND | | 0.20 | 0.03 | ND | | 0.20 | 0.03 |
| 2-Methylphenol | 95-48-7 | 0.33 | 100 | ND | | 0.20 | 0.03 | ND | | 0.17 | 0.03 | ND | | 0.20 | 0.03 | ND | | 0.20 | 0.03 | ND | | 0.20 | 0.03 |
| 3-Methylphenol/4-Methylphenol | 108-39-4/106-44-5 | 0.33 | 100 | ND | | 0.29 | 0.03 | ND | | 0.25 | 0.03 | ND | | 0.29 | 0.03 | ND | | 0.29 | 0.03 | ND | | 0.29 | 0.03 |

**Table 3.1 - Soil Sample Analytical Results**
**128-158 North Main Street**
**Portchester, New York**
**SESI Project # 12814**

| | | | BORING ID: | SB-1 | | | | SB-2 | | | | SB-3 | | | | SB-4 | | | | SB-5 | | | |
|---|---|---|---|---|---|---|---|---|---|---|---|---|---|---|---|---|---|---|---|---|---|---|---|
| | | | SAMPLE ID: | SB-1 (12-12.5') | | | | SB-2 (7.5-8') | | | | SB-3 (7.5-8') | | | | SB-4 (6.5-7') | | | | SB-5 (8.5-9') | | | |
| | | | LAB ID: | L2160484-01 | | | | L2160484-02 | | | | L2160484-03 | | | | L2160484-04 | | | | L2160484-05 | | | |
| | | | COLLECTION DATE: | 11/3/2021 | | | | 11/3/2021 | | | | 11/3/2021 | | | | 11/3/2021 | | | | 11/3/2021 | | | |
| | | | SAMPLE DEPTH (FT BGS): | 12-12.5 | | | | 7.5-8 | | | | 7.5-8 | | | | 6.5-7 | | | | 8.5-9 | | | |
| | | | SAMPLE MATRIX: | SOIL | | | | SOIL | | | | SOIL | | | | SOIL | | | | SOIL | | | |
| **ANALYTE** | **CAS** | **NYSDEC USCOs** | **NYSDEC RRSCOs** | **Conc** | **Q** | **RL** | **MDL** | **Conc** | **Q** | **RL** | **MDL** | **Conc** | **Q** | **RL** | **MDL** | **Conc** | **Q** | **RL** | **MDL** | **Conc** | **Q** | **RL** | **MDL** |
| 2,4,5-Trichlorophenol | 95-95-4 | | | ND | | 0.20 | 0.04 | ND | | 0.17 | 0.03 | ND | | 0.20 | 0.04 | ND | | 0.20 | 0.04 | ND | | 0.20 | 0.04 |
| Benzoic Acid | 65-85-0 | | | ND | | 0.64 | 0.20 | ND | | 0.56 | 0.18 | ND | | 0.66 | 0.20 | ND | | 0.65 | 0.20 | ND | | 0.66 | 0.20 |
| Benzyl Alcohol | 100-51-6 | | | ND | | 0.20 | 0.06 | ND | | 0.17 | 0.05 | ND | | 0.20 | 0.06 | ND | | 0.20 | 0.06 | ND | | 0.20 | 0.06 |
| Carbazole | 86-74-8 | | | ND | | 0.20 | 0.02 | ND | | 0.17 | 0.02 | ND | | 0.20 | 0.02 | ND | | 0.20 | 0.02 | ND | | 0.20 | 0.02 |
| 1,4-Dioxane | 123-91-1 | 0.1 | 13 | ND | | 0.03 | 0.01 | ND | | 0.03 | 0.01 | ND | | 0.03 | 0.01 | ND | | 0.03 | 0.01 | ND | | 0.03 | 0.01 |
| Total SVOCs | | | | 5.96 | - | - | - | - | - | - | - | - | - | - | - | - | - | - | - | - | - | - | - |
| **SEMIVOLATILE ORGANICS BY GC/MS-TIC (mg/kg)** | | | | | | | | | | | | | | | | | | | | | | | |
| Unknown | | | | 1.01 | J | 0.00 | 0.00 | - | | - | - | - | | - | - | - | | - | - | - | | - | - |
| Unknown | | | | 0.94 | J | 0.00 | 0.00 | - | - | - | - | - | - | - | - | - | - | - | - | - | - | - | - |
| Unknown Naphthalene | | | | 0.51 | J | 0.00 | 0.00 | - | - | - | - | - | - | - | - | - | - | - | - | - | - | - | - |
| Unknown | | | | 0.56 | J | 0.00 | 0.00 | - | | - | - | - | | - | - | - | | - | - | - | | - | - |
| Unknown | | | | 1.90 | J | 0.00 | 0.00 | - | - | - | - | - | - | - | - | - | - | - | - | - | - | - | - |
| Cyclic Octaatomic Sulfur | 010544-50-0 | | | - | | - | - | - | | - | - | - | | - | - | - | | - | - | - | | - | - |
| Unknown Naphthalene | | | | - | | - | - | - | | - | - | - | | - | - | - | | - | - | - | | - | - |
| Unknown Organic Acid | | | | - | | - | - | - | | - | - | - | | - | - | - | | - | - | - | | - | - |
| Unknown Cycloalkane | | | | 0.48 | J | 0.00 | 0.00 | - | - | - | - | - | - | - | - | - | - | - | - | - | - | - | - |
| Unknown Thiophene | | | | - | | - | - | - | | - | - | - | | - | - | - | | - | - | - | | - | - |
| Unknown | | | | 0.56 | J | 0.00 | 0.00 | - | | - | - | - | | - | - | - | | - | - | - | | - | - |
| Unknown Alkane | | | | 0.38 | J | 0.00 | 0.00 | - | | - | - | - | | - | - | - | | - | - | - | | - | - |
| Unknown Naphthalene | | | | - | | - | - | - | | - | - | - | | - | - | - | | - | - | - | | - | - |
| Unknown | | | | 0.60 | J | 0.00 | 0.00 | - | | - | - | - | | - | - | - | | - | - | - | | - | - |
| Unknown Alkane | | | | - | | - | - | - | | - | - | - | | - | - | - | | - | - | - | | - | - |
| Unknown Naphthalene | | | | - | | - | - | - | | - | - | - | | - | - | - | | - | - | - | | - | - |
| Unknown Thiophene | | | | - | | - | - | - | | - | - | - | | - | - | - | | - | - | - | | - | - |
| Unknown | | | | 0.37 | J | 0.00 | 0.00 | - | | - | - | - | | - | - | - | | - | - | - | | - | - |
| No Tentatively Identified Compounds | | | | - | | - | - | ND | | 0.00 | 0.00 | ND | | 0.00 | 0.00 | ND | | 0.00 | 0.00 | ND | | 0.00 | 0.00 |
| Unknown | | | | 0.42 | J | 0.00 | 0.00 | - | | - | - | - | | - | - | - | | - | - | - | | - | - |
| Unknown | | | | - | | - | - | - | | - | - | - | | - | - | - | | - | - | - | | - | - |
| Unknown Alkane | | | | - | | - | - | - | | - | - | - | | - | - | - | | - | - | - | | - | - |
| Unknown | | | | 0.90 | J | 0.00 | 0.00 | - | | - | - | - | | - | - | - | | - | - | - | | - | - |
| Unknown PAH | | | | - | | - | - | - | | - | - | - | | - | - | - | | - | - | - | | - | - |
| Unknown Thiophene | | | | - | | - | - | - | | - | - | - | | - | - | - | | - | - | - | | - | - |
| Unknown Alkane | | | | 0.78 | J | 0.00 | 0.00 | - | | - | - | - | | - | - | - | | - | - | - | | - | - |
| Unknown Alkane | | | | - | | - | - | - | | - | - | - | | - | - | - | | - | - | - | | - | - |
| Unknown Alkane | | | | - | | - | - | - | | - | - | - | | - | - | - | | - | - | - | | - | - |
| Unknown Naphthalene | | | | - | | - | - | - | | - | - | - | | - | - | - | | - | - | - | | - | - |
| Unknown Alkane | | | | 1.89 | J | 0.00 | 0.00 | - | | - | - | - | | - | - | - | | - | - | - | | - | - |
| Sulfur | 013798-23-7 | | | - | | - | - | - | | - | - | - | | - | - | - | | - | - | - | | - | - |
| Unknown | | | | 0.79 | J | 0.00 | 0.00 | - | | - | - | - | | - | - | - | | - | - | - | | - | - |
| Total TIC Compounds | | | | 12.10 | J | 0.00 | 0.00 | - | | - | - | - | | - | - | - | | - | - | - | | - | - |
| **ORGANOCHLORINE PESTICIDES BY GC (mg/kg)** | | | | | | | | | | | | | | | | | | | | | | | |
| Delta-BHC | 319-86-8 | 0.04 | 100 | ND | | 0.00 | 0.00 | ND | | 0.00 | 0.00 | ND | | 0.00 | 0.00 | ND | | 0.00 | 0.00 | ND | | 0.00 | 0.00 |
| Lindane | 58-89-9 | 0.1 | 1.3 | ND | | 0.00 | 0.00 | ND | | 0.00 | 0.00 | ND | | 0.00 | 0.00 | ND | | 0.00 | 0.00 | ND | | 0.00 | 0.00 |
| Alpha-BHC | 319-84-6 | 0.02 | 0.48 | ND | | 0.00 | 0.00 | ND | | 0.00 | 0.00 | ND | | 0.00 | 0.00 | ND | | 0.00 | 0.00 | ND | | 0.00 | 0.00 |
| Beta-BHC | 319-85-7 | 0.036 | 0.36 | ND | | 0.00 | 0.00 | ND | | 0.00 | 0.00 | ND | | 0.00 | 0.00 | ND | | 0.00 | 0.00 | ND | | 0.00 | 0.00 |
| Heptachlor | 76-44-8 | 0.042 | 2.1 | ND | | 0.00 | 0.00 | ND | | 0.00 | 0.00 | ND | | 0.00 | 0.00 | ND | | 0.00 | 0.00 | ND | | 0.00 | 0.00 |
| Aldrin | 309-00-2 | 0.005 | 0.097 | ND | | 0.00 | 0.00 | ND | | 0.00 | 0.00 | ND | | 0.00 | 0.00 | ND | | 0.00 | 0.00 | ND | | 0.00 | 0.00 |
| Heptachlor epoxide | 1024-57-3 | | | ND | | 0.00 | 0.00 | ND | | 0.00 | 0.00 | ND | | 0.00 | 0.00 | ND | | 0.00 | 0.00 | ND | | 0.00 | 0.00 |
| Endrin | 72-20-8 | 0.014 | 11 | ND | | 0.00 | 0.00 | ND | | 0.00 | 0.00 | ND | | 0.00 | 0.00 | ND | | 0.00 | 0.00 | ND | | 0.00 | 0.00 |
| Endrin aldehyde | 7421-93-4 | | | ND | | 0.00 | 0.00 | ND | | 0.00 | 0.00 | ND | | 0.00 | 0.00 | ND | | 0.00 | 0.00 | ND | | 0.00 | 0.00 |
| Endrin ketone | 53494-70-5 | | | ND | | 0.00 | 0.00 | ND | | 0.00 | 0.00 | ND | | 0.00 | 0.00 | ND | | 0.00 | 0.00 | ND | | 0.00 | 0.00 |
| Dieldrin | 60-57-1 | 0.005 | 0.2 | ND | | 0.00 | 0.00 | ND | | 0.00 | 0.00 | ND | | 0.00 | 0.00 | ND | | 0.00 | 0.00 | ND | | 0.00 | 0.00 |
| 4,4'-DDE | 72-55-9 | 0.0033 | 8.9 | ND | | 0.00 | 0.00 | ND | | 0.00 | 0.00 | ND | | 0.00 | 0.00 | ND | | 0.00 | 0.00 | ND | | 0.00 | 0.00 |
| 4,4'-DDD | 72-54-8 | 0.0033 | 13 | ND | | 0.00 | 0.00 | ND | | 0.00 | 0.00 | ND | | 0.00 | 0.00 | ND | | 0.00 | 0.00 | ND | | 0.00 | 0.00 |
| 4,4'-DDT | 50-29-3 | 0.0033 | 7.9 | ND | | 0.00 | 0.00 | ND | | 0.00 | 0.00 | ND | | 0.00 | 0.00 | ND | | 0.00 | 0.00 | ND | | 0.00 | 0.00 |
| Endosulfan I | 959-98-8 | 2.4 | 24 | ND | | 0.00 | 0.00 | ND | | 0.00 | 0.00 | ND | | 0.00 | 0.00 | ND | | 0.00 | 0.00 | ND | | 0.00 | 0.00 |
| Endosulfan II | 33213-65-9 | 2.4 | 24 | ND | | 0.00 | 0.00 | ND | | 0.00 | 0.00 | ND | | 0.00 | 0.00 | ND | | 0.00 | 0.00 | ND | | 0.00 | 0.00 |
| Endosulfan sulfate | 1031-07-8 | 2.4 | 24 | ND | | 0.00 | 0.00 | ND | | 0.00 | 0.00 | ND | | 0.00 | 0.00 | ND | | 0.00 | 0.00 | ND | | 0.00 | 0.00 |
| Methoxychlor | 72-43-5 | | | ND | | 0.00 | 0.00 | ND | | 0.00 | 0.00 | ND | | 0.00 | 0.00 | ND | | 0.00 | 0.00 | ND | | 0.00 | 0.00 |
| Toxaphene | 8001-35-2 | | | ND | | 0.04 | 0.01 | ND | | 0.03 | 0.01 | ND | | 0.04 | 0.01 | ND | | 0.03 | 0.01 | ND | | 0.04 | 0.01 |
| cis-Chlordane | 5103-71-9 | 0.094 | 4.2 | ND | | 0.00 | 0.00 | ND | | 0.00 | 0.00 | ND | | 0.00 | 0.00 | ND | | 0.00 | 0.00 | ND | | 0.00 | 0.00 |
| trans-Chlordane | 5103-74-2 | | | ND | | 0.00 | 0.00 | ND | | 0.00 | 0.00 | ND | | 0.00 | 0.00 | ND | | 0.00 | 0.00 | ND | | 0.00 | 0.00 |
| Chlordane | 57-74-9 | | | ND | | 0.02 | 0.01 | ND | | 0.01 | 0.01 | ND | | 0.02 | 0.01 | ND | | 0.02 | 0.01 | ND | | 0.02 | 0.01 |
| **POLYCHLORINATED BIPHENYLS BY GC (mg/kg)** | | | | | | | | | | | | | | | | | | | | | | | |
| Aroclor 1016 | 12674-11-2 | 0.1 | 1 | ND | | 0.04 | 0.00 | ND | | 0.03 | 0.00 | ND | | 0.04 | 0.00 | ND | | 0.04 | 0.00 | ND | | 0.04 | 0.00 |
| Aroclor 1221 | 11104-28-2 | 0.1 | 1 | ND | | 0.04 | 0.00 | ND | | 0.03 | 0.00 | ND | | 0.04 | 0.00 | ND | | 0.04 | 0.00 | ND | | 0.04 | 0.00 |

**Table 3.1 - Soil Sample Analytical Results**
**128-158 North Main Street**
**Portchester, New York**
**SESI Project # 12814**

| | | | BORING ID: | SB-1 | | | | SB-2 | | | | SB-3 | | | | SB-4 | | | | SB-5 | | | |
|---|---|---|---|---|---|---|---|---|---|---|---|---|---|---|---|---|---|---|---|---|---|---|---|
| | | | SAMPLE ID: | SB-1 (12-12.5') | | | | SB-2 (7.5-8') | | | | SB-3 (7.5-8') | | | | SB-4 (6.5-7') | | | | SB-5 (8.5-9') | | | |
| | | | LAB ID: | L2160484-01 | | | | L2160484-02 | | | | L2160484-03 | | | | L2160484-04 | | | | L2160484-05 | | | |
| | | | COLLECTION DATE: | 11/3/2021 | | | | 11/3/2021 | | | | 11/3/2021 | | | | 11/3/2021 | | | | 11/3/2021 | | | |
| | | | SAMPLE DEPTH (FT BGS): | 12-12.5 | | | | 7.5-8 | | | | 7.5-8 | | | | 6.5-7 | | | | 8.5-9 | | | |
| | | | SAMPLE MATRIX: | SOIL | | | | SOIL | | | | SOIL | | | | SOIL | | | | SOIL | | | |
| **ANALYTE** | **CAS** | **NYSDEC USCOs** | **NYSDEC RRSCOs** | **Conc** | **Q** | **RL** | **MDL** | **Conc** | **Q** | **RL** | **MDL** | **Conc** | **Q** | **RL** | **MDL** | **Conc** | **Q** | **RL** | **MDL** | **Conc** | **Q** | **RL** | **MDL** |
| Aroclor 1232 | 11141-16-5 | 0.1 | 1 | ND | | 0.04 | 0.01 | ND | | 0.03 | 0.01 | ND | | 0.04 | 0.01 | ND | | 0.04 | 0.01 | ND | | 0.04 | 0.01 |
| Aroclor 1242 | 53469-21-9 | 0.1 | 1 | ND | | 0.04 | 0.01 | ND | | 0.03 | 0.00 | ND | | 0.04 | 0.01 | ND | | 0.04 | 0.01 | ND | | 0.04 | 0.01 |
| Aroclor 1248 | 12672-29-6 | 0.1 | 1 | ND | | 0.04 | 0.01 | ND | | 0.03 | 0.01 | ND | | 0.04 | 0.01 | ND | | 0.04 | 0.01 | ND | | 0.04 | 0.01 |
| Aroclor 1254 | 11097-69-1 | 0.1 | 1 | ND | | 0.04 | 0.00 | ND | | 0.03 | 0.00 | ND | | 0.04 | 0.00 | ND | | 0.04 | 0.00 | ND | | 0.04 | 0.00 |
| Aroclor 1260 | 11096-82-5 | 0.1 | 1 | ND | | 0.04 | 0.01 | ND | | 0.03 | 0.01 | ND | | 0.04 | 0.01 | ND | | 0.04 | 0.01 | ND | | 0.04 | 0.01 |
| Aroclor 1262 | 37324-23-5 | 0.1 | 1 | ND | | 0.04 | 0.01 | ND | | 0.03 | 0.00 | ND | | 0.04 | 0.00 | ND | | 0.04 | 0.00 | ND | | 0.04 | 0.00 |
| Aroclor 1268 | 11100-14-4 | 0.1 | 1 | ND | | 0.04 | 0.00 | ND | | 0.03 | 0.00 | ND | | 0.04 | 0.00 | ND | | 0.04 | 0.00 | ND | | 0.04 | 0.00 |
| PCBs, Total | 1336-36-3 | 0.1 | 1 | ND | | 0.04 | 0.00 | ND | | 0.03 | 0.00 | ND | | 0.04 | 0.00 | ND | | 0.04 | 0.00 | ND | | 0.04 | 0.00 |
| **TOTAL METALS (mg/kg)** | | | | | | | | | | | | | | | | | | | | | | | |
| Aluminum, Total | 7429-90-5 | | | 4850.00 | | 9.26 | 2.50 | 4300.00 | | 8.17 | 2.20 | 8060.00 | | 9.41 | 2.54 | 8090.00 | | 9.71 | 2.62 | 11000.00 | | 9.45 | 2.55 |
| Antimony, Total | 7440-36-0 | | | ND | | 4.63 | 0.35 | ND | | 4.08 | 0.31 | ND | | 4.71 | 0.36 | ND | | 4.86 | 0.37 | ND | | 4.72 | 0.36 |
| Arsenic, Total | 7440-38-2 | 13 | 16 | 1.91 | | 0.93 | 0.19 | 1.04 | | 0.82 | 0.17 | 2.41 | | 0.94 | 0.20 | 2.12 | | 0.97 | 0.20 | 2.22 | | 0.95 | 0.20 |
| Barium, Total | 7440-39-3 | 350 | 400 | 29.00 | | 0.93 | 0.16 | 19.30 | | 0.82 | 0.14 | 30.00 | | 0.94 | 0.16 | 48.40 | | 0.97 | 0.17 | 49.00 | | 0.95 | 0.16 |
| Beryllium, Total | 7440-41-7 | 7.2 | 72 | 0.16 | J | 0.46 | 0.03 | 0.16 | J | 0.41 | 0.03 | 0.25 | J | 0.47 | 0.03 | 0.22 | J | 0.49 | 0.03 | 0.41 | J | 0.47 | 0.03 |
| Cadmium, Total | 7440-43-9 | 2.5 | 4.3 | 0.27 | J | 0.93 | 0.09 | 0.22 | J | 0.82 | 0.08 | 0.27 | J | 0.94 | 0.09 | 0.25 | J | 0.97 | 0.10 | 0.47 | J | 0.95 | 0.09 |
| Calcium, Total | 7440-70-2 | | | 1870.00 | | 9.26 | 3.24 | 796.00 | | 8.17 | 2.86 | 1060.00 | | 9.41 | 3.29 | 661.00 | | 9.71 | 3.40 | 976.00 | | 9.45 | 3.31 |
| Chromium, Total | 7440-47-3 | | | 11.30 | | 0.93 | 0.09 | 9.14 | | 0.82 | 0.08 | 11.70 | | 0.94 | 0.09 | 12.60 | | 0.97 | 0.09 | 22.00 | | 0.95 | 0.09 |
| Cobalt, Total | 7440-48-4 | | | 4.94 | | 1.85 | 0.15 | 5.18 | | 1.63 | 0.14 | 6.05 | | 1.88 | 0.16 | 3.15 | | 1.94 | 0.16 | 9.37 | | 1.89 | 0.16 |
| Copper, Total | 7440-50-8 | 50 | 270 | 14.60 | | 0.93 | 0.24 | 10.20 | | 0.82 | 0.21 | 13.40 | | 0.94 | 0.24 | 3.16 | | 0.97 | 0.25 | 17.30 | | 0.95 | 0.24 |
| Iron, Total | 7439-89-6 | | | 9420.00 | | 4.63 | 0.84 | 8300.00 | | 4.08 | 0.74 | 11300.00 | | 4.71 | 0.85 | 10900.00 | | 4.86 | 0.88 | 16200.00 | | 4.72 | 0.85 |
| Lead, Total | 7439-92-1 | 63 | 400 | 2.93 | J | 4.63 | 0.25 | 3.00 | J | 4.08 | 0.22 | 4.88 | | 4.71 | 0.25 | 5.96 | | 4.86 | 0.26 | 4.73 | | 4.72 | 0.25 |
| Magnesium, Total | 7439-95-4 | | | 2340.00 | | 9.26 | 1.43 | 1760.00 | | 8.17 | 1.26 | 2290.00 | | 9.41 | 1.45 | 2040.00 | | 9.71 | 1.50 | 4810.00 | | 9.45 | 1.45 |
| Manganese, Total | 7439-96-5 | 1600 | 2000 | 79.10 | | 0.93 | 0.15 | 297.00 | | 0.82 | 0.13 | 206.00 | | 0.94 | 0.15 | 52.40 | | 0.97 | 0.15 | 254.00 | | 0.95 | 0.15 |
| Mercury, Total | 7439-97-6 | 0.18 | 0.81 | ND | | 0.08 | 0.05 | ND | | 0.07 | 0.04 | ND | | 0.08 | 0.05 | ND | | 0.08 | 0.05 | ND | | 0.08 | 0.05 |
| Nickel, Total | 7440-02-0 | 30 | 310 | 11.20 | | 2.32 | 0.22 | 8.68 | | 2.04 | 0.20 | 12.60 | | 2.35 | 0.23 | 6.70 | | 2.43 | 0.24 | 13.70 | | 2.36 | 0.23 |
| Potassium, Total | 7440-09-7 | | | 1390.00 | | 232.00 | 13.30 | 879.00 | | 204.00 | 11.80 | 981.00 | | 235.00 | 13.60 | 348.00 | | 243.00 | 14.00 | 2480.00 | | 236.00 | 13.60 |
| Selenium, Total | 7782-49-2 | 3.9 | 180 | ND | | 1.85 | 0.24 | 0.29 | J | 1.63 | 0.21 | ND | | 1.88 | 0.24 | 0.29 | J | 1.94 | 0.25 | ND | | 1.89 | 0.24 |
| Silver, Total | 7440-22-4 | 2 | 180 | ND | | 0.93 | 0.26 | ND | | 0.82 | 0.23 | ND | | 0.94 | 0.27 | ND | | 0.97 | 0.28 | ND | | 0.95 | 0.27 |
| Sodium, Total | 7440-23-5 | | | 106.00 | J | 185.00 | 2.92 | 84.10 | J | 163.00 | 2.57 | 159.00 | J | 188.00 | 2.96 | 390.00 | | 194.00 | 3.06 | 389.00 | | 189.00 | 2.98 |
| Thallium, Total | 7440-28-0 | | | ND | | 1.85 | 0.29 | ND | | 1.63 | 0.26 | ND | | 1.88 | 0.30 | ND | | 1.94 | 0.31 | ND | | 1.89 | 0.30 |
| Vanadium, Total | 7440-62-2 | | | 15.10 | | 0.93 | 0.19 | 11.80 | | 0.82 | 0.17 | 14.80 | | 0.94 | 0.19 | 19.20 | | 0.97 | 0.20 | 26.70 | | 0.95 | 0.19 |
| Zinc, Total | 7440-66-6 | 109 | 10000 | 30.70 | | 4.63 | 0.27 | 20.80 | | 4.08 | 0.24 | 21.50 | | 4.71 | 0.28 | 18.30 | | 4.86 | 0.29 | 52.00 | | 4.72 | 0.28 |
| **GENERAL CHEMISTRY** | | | | | | | | | | | | | | | | | | | | | | | |
| Solids, Total | NONE | | | 82.30 | | 0.10 | NA | 93.90 | | 0.10 | NA | 81.60 | | 0.10 | NA | 81.70 | | 0.10 | NA | 81.80 | | 0.10 | NA |
| Cyanide, Total | 57-12-5 | 27 | 27 | ND | | 1.10 | 0.24 | ND | | 1.00 | 0.22 | ND | | 1.20 | 0.24 | ND | | 1.10 | 0.24 | ND | | 1.10 | 0.24 |

**Table 3.1 - Soil Sample Analytical Results**
**128-158 North Main Street**
**Portchester, New York**
**SESI Project # 12814**

| | | | BORING ID: | SB-6 | | | | SB-7 | | | | SB-8 | | | | SB-9 | | | | SB-10 | | | |
|---|---|---|---|---|---|---|---|---|---|---|---|---|---|---|---|---|---|---|---|---|---|---|---|
| | | | SAMPLE ID: | SB-6 (2.5-3') | | | | SB-7 (2.5-3') | | | | SB-8 (2.5-3') | | | | SB-9 (3-3.5') | | | | SB-10 (5.5-6') | | | |
| | | | LAB ID: | L2160899-04 | | | | L2160899-05 | | | | L2160899-06 | | | | L2160899-07 | | | | L2160899-08 | | | |
| | | | COLLECTION DATE: | 11/4/2021 | | | | 11/4/2021 | | | | 11/4/2021 | | | | 11/4/2021 | | | | 11/4/2021 | | | |
| | | | SAMPLE DEPTH (FT BGS): | 2.5-3 | | | | 2.5-3 | | | | 2.5-3 | | | | 3-3.5 | | | | 5.5-6 | | | |
| | | | SAMPLE MATRIX: | SOIL | | | | SOIL | | | | SOIL | | | | SOIL | | | | SOIL | | | |
| **ANALYTE** | **CAS** | **NYSDEC USCOs** | **NYSDEC RRSCOs** | **Conc** | **Q** | **RL** | **MDL** | **Conc** | **Q** | **RL** | **MDL** | **Conc** | **Q** | **RL** | **MDL** | **Conc** | **Q** | **RL** | **MDL** | **Conc** | **Q** | **RL** | **MDL** |
| **VOLATILE ORGANICS BY EPA 5035 (mg/kg)** | | | | | | | | | | | | | | | | | | | | | | | |
| Methylene chloride | 75-09-2 | 0.05 | 100 | ND | | 0.01 | 0.00 | ND | | 0.01 | 0.00 | ND | | 0.01 | 0.00 | ND | | 0.01 | 0.00 | ND | | 0.01 | 0.00 |
| 1,1-Dichloroethane | 75-34-3 | 0.27 | 26 | ND | | 0.00 | 0.00 | ND | | 0.00 | 0.00 | ND | | 0.00 | 0.00 | ND | | 0.00 | 0.00 | ND | | 0.00 | 0.00 |
| Chloroform | 67-66-3 | 0.37 | 49 | ND | | 0.00 | 0.00 | ND | | 0.00 | 0.00 | ND | | 0.00 | 0.00 | ND | | 0.00 | 0.00 | ND | | 0.00 | 0.00 |
| Carbon tetrachloride | 56-23-5 | 0.76 | 2.4 | ND | | 0.00 | 0.00 | ND | | 0.00 | 0.00 | ND | | 0.00 | 0.00 | ND | | 0.00 | 0.00 | ND | | 0.00 | 0.00 |
| 1,2-Dichloropropane | 78-87-5 | | | ND | | 0.00 | 0.00 | ND | | 0.00 | 0.00 | ND | | 0.00 | 0.00 | ND | | 0.00 | 0.00 | ND | | 0.00 | 0.00 |
| Dibromochloromethane | 124-48-1 | | | ND | | 0.00 | 0.00 | ND | | 0.00 | 0.00 | ND | | 0.00 | 0.00 | ND | | 0.00 | 0.00 | ND | | 0.00 | 0.00 |
| 1,1,2-Trichloroethane | 79-00-5 | | | ND | | 0.00 | 0.00 | ND | | 0.00 | 0.00 | ND | | 0.00 | 0.00 | ND | | 0.00 | 0.00 | ND | | 0.00 | 0.00 |
| Tetrachloroethene | 127-18-4 | 1.3 | 19 | ND | | 0.00 | 0.00 | ND | | 0.00 | 0.00 | ND | | 0.00 | 0.00 | ND | | 0.00 | 0.00 | ND | | 0.00 | 0.00 |
| Chlorobenzene | 108-90-7 | 1.1 | 100 | ND | | 0.00 | 0.00 | ND | | 0.00 | 0.00 | ND | | 0.00 | 0.00 | ND | | 0.00 | 0.00 | ND | | 0.00 | 0.00 |
| Trichlorofluoromethane | 75-69-4 | | | ND | | 0.00 | 0.00 | ND | | 0.00 | 0.00 | ND | | 0.00 | 0.00 | ND | | 0.00 | 0.00 | ND | | 0.00 | 0.00 |
| 1,2-Dichloroethane | 107-06-2 | 0.02 | 3.1 | ND | | 0.00 | 0.00 | ND | | 0.00 | 0.00 | ND | | 0.00 | 0.00 | ND | | 0.00 | 0.00 | ND | | 0.00 | 0.00 |
| 1,1,1-Trichloroethane | 71-55-6 | 0.68 | 100 | ND | | 0.00 | 0.00 | ND | | 0.00 | 0.00 | ND | | 0.00 | 0.00 | ND | | 0.00 | 0.00 | ND | | 0.00 | 0.00 |
| Bromodichloromethane | 75-27-4 | | | ND | | 0.00 | 0.00 | ND | | 0.00 | 0.00 | ND | | 0.00 | 0.00 | ND | | 0.00 | 0.00 | ND | | 0.00 | 0.00 |
| trans-1,3-Dichloropropene | 10061-02-6 | | | ND | | 0.00 | 0.00 | ND | | 0.00 | 0.00 | ND | | 0.00 | 0.00 | ND | | 0.00 | 0.00 | ND | | 0.00 | 0.00 |
| cis-1,3-Dichloropropene | 10061-01-5 | | | ND | | 0.00 | 0.00 | ND | | 0.00 | 0.00 | ND | | 0.00 | 0.00 | ND | | 0.00 | 0.00 | ND | | 0.00 | 0.00 |
| 1,3-Dichloropropene, Total | 542-75-6 | | | ND | | 0.00 | 0.00 | ND | | 0.00 | 0.00 | ND | | 0.00 | 0.00 | ND | | 0.00 | 0.00 | ND | | 0.00 | 0.00 |
| 1,1-Dichloropropene | 563-58-6 | | | ND | | 0.00 | 0.00 | ND | | 0.00 | 0.00 | ND | | 0.00 | 0.00 | ND | | 0.00 | 0.00 | ND | | 0.00 | 0.00 |
| Bromoform | 75-25-2 | | | ND | | 0.00 | 0.00 | ND | | 0.00 | 0.00 | ND | | 0.00 | 0.00 | ND | | 0.00 | 0.00 | ND | | 0.00 | 0.00 |
| 1,1,2,2-Tetrachloroethane | 79-34-5 | | | ND | | 0.00 | 0.00 | ND | | 0.00 | 0.00 | ND | | 0.00 | 0.00 | ND | | 0.00 | 0.00 | ND | | 0.00 | 0.00 |
| Benzene | 71-43-2 | 0.06 | 4.8 | 0.00 | J | 0.00 | 0.00 | 0.00 | J | 0.00 | 0.00 | ND | | 0.00 | 0.00 | ND | | 0.00 | 0.00 | ND | | 0.00 | 0.00 |
| Toluene | 108-88-3 | 0.7 | 100 | ND | | 0.00 | 0.00 | ND | | 0.00 | 0.00 | ND | | 0.00 | 0.00 | ND | | 0.00 | 0.00 | ND | | 0.00 | 0.00 |
| Ethylbenzene | 100-41-4 | 1 | 41 | 0.00 | J | 0.00 | 0.00 | 0.00 | J | 0.00 | 0.00 | 0.00 | J | 0.00 | 0.00 | 0.00 | J | 0.00 | 0.00 | 0.00 | J | 0.00 | 0.00 |
| Chloromethane | 74-87-3 | | | ND | | 0.00 | 0.00 | ND | | 0.00 | 0.00 | ND | | 0.00 | 0.00 | ND | | 0.00 | 0.00 | ND | | 0.00 | 0.00 |
| Bromomethane | 74-83-9 | | | ND | | 0.00 | 0.00 | ND | | 0.00 | 0.00 | ND | | 0.00 | 0.00 | ND | | 0.00 | 0.00 | ND | | 0.00 | 0.00 |
| Vinyl chloride | 75-01-4 | 0.02 | 0.9 | ND | | 0.00 | 0.00 | ND | | 0.00 | 0.00 | ND | | 0.00 | 0.00 | ND | | 0.00 | 0.00 | ND | | 0.00 | 0.00 |
| Chloroethane | 75-00-3 | | | ND | | 0.00 | 0.00 | ND | | 0.00 | 0.00 | ND | | 0.00 | 0.00 | ND | | 0.00 | 0.00 | ND | | 0.00 | 0.00 |
| 1,1-Dichloroethene | 75-35-4 | 0.33 | 100 | ND | | 0.00 | 0.00 | ND | | 0.00 | 0.00 | ND | | 0.00 | 0.00 | ND | | 0.00 | 0.00 | ND | | 0.00 | 0.00 |
| trans-1,2-Dichloroethene | 156-60-5 | 0.19 | 100 | ND | | 0.00 | 0.00 | ND | | 0.00 | 0.00 | ND | | 0.00 | 0.00 | ND | | 0.00 | 0.00 | ND | | 0.00 | 0.00 |
| Trichloroethene | 79-01-6 | 0.47 | 21 | ND | | 0.00 | 0.00 | ND | | 0.00 | 0.00 | ND | | 0.00 | 0.00 | ND | | 0.00 | 0.00 | ND | | 0.00 | 0.00 |
| 1,2-Dichlorobenzene | 95-50-1 | 1.1 | 100 | ND | | 0.00 | 0.00 | ND | | 0.00 | 0.00 | ND | | 0.00 | 0.00 | ND | | 0.00 | 0.00 | ND | | 0.00 | 0.00 |
| 1,3-Dichlorobenzene | 541-73-1 | 2.4 | 49 | ND | | 0.00 | 0.00 | ND | | 0.00 | 0.00 | ND | | 0.00 | 0.00 | ND | | 0.00 | 0.00 | ND | | 0.00 | 0.00 |
| 1,4-Dichlorobenzene | 106-46-7 | 1.8 | 13 | ND | | 0.00 | 0.00 | ND | | 0.00 | 0.00 | ND | | 0.00 | 0.00 | ND | | 0.00 | 0.00 | ND | | 0.00 | 0.00 |
| Methyl tert butyl ether | 1634-04-4 | 0.93 | 100 | ND | | 0.00 | 0.00 | ND | | 0.00 | 0.00 | ND | | 0.00 | 0.00 | ND | | 0.00 | 0.00 | ND | | 0.00 | 0.00 |
| p/m-Xylene | 179601-23-1 | | | ND | | 0.00 | 0.00 | ND | | 0.00 | 0.00 | ND | | 0.00 | 0.00 | ND | | 0.00 | 0.00 | ND | | 0.00 | 0.00 |
| o-Xylene | 95-47-6 | | | ND | | 0.00 | 0.00 | ND | | 0.00 | 0.00 | ND | | 0.00 | 0.00 | ND | | 0.00 | 0.00 | ND | | 0.00 | 0.00 |
| Xylenes, Total | 1330-20-7 | 0.26 | 100 | ND | | 0.00 | 0.00 | ND | | 0.00 | 0.00 | ND | | 0.00 | 0.00 | ND | | 0.00 | 0.00 | ND | | 0.00 | 0.00 |
| cis-1,2-Dichloroethene | 156-59-2 | 0.25 | 100 | ND | | 0.00 | 0.00 | ND | | 0.00 | 0.00 | ND | | 0.00 | 0.00 | ND | | 0.00 | 0.00 | ND | | 0.00 | 0.00 |
| 1,2-Dichloroethene, Total | 540-59-0 | | | ND | | 0.00 | 0.00 | ND | | 0.00 | 0.00 | ND | | 0.00 | 0.00 | ND | | 0.00 | 0.00 | ND | | 0.00 | 0.00 |
| Dibromomethane | 74-95-3 | | | ND | | 0.00 | 0.00 | ND | | 0.00 | 0.00 | ND | | 0.00 | 0.00 | ND | | 0.00 | 0.00 | ND | | 0.00 | 0.00 |
| Styrene | 100-42-5 | | | ND | | 0.00 | 0.00 | ND | | 0.00 | 0.00 | ND | | 0.00 | 0.00 | ND | | 0.00 | 0.00 | ND | | 0.00 | 0.00 |
| Dichlorodifluoromethane | 75-71-8 | | | ND | | 0.01 | 0.00 | ND | | 0.01 | 0.00 | ND | | 0.01 | 0.00 | ND | | 0.01 | 0.00 | ND | | 0.01 | 0.00 |
| Acetone | 67-64-1 | 0.05 | 100 | ND | | 0.01 | 0.01 | ND | | 0.01 | 0.01 | ND | | 0.01 | 0.01 | ND | | 0.01 | 0.01 | ND | | 0.01 | 0.01 |
| Carbon disulfide | 75-15-0 | | | ND | | 0.01 | 0.01 | ND | | 0.01 | 0.01 | ND | | 0.01 | 0.01 | ND | | 0.01 | 0.00 | ND | | 0.01 | 0.01 |
| 2-Butanone | 78-93-3 | 0.12 | 100 | ND | | 0.01 | 0.00 | ND | | 0.01 | 0.00 | ND | | 0.01 | 0.00 | ND | | 0.01 | 0.00 | ND | | 0.01 | 0.00 |
| Vinyl acetate | 108-05-4 | | | ND | | 0.01 | 0.00 | ND | | 0.01 | 0.00 | ND | | 0.01 | 0.00 | ND | | 0.01 | 0.00 | ND | | 0.01 | 0.00 |
| 4-Methyl-2-pentanone | 108-10-1 | | | ND | | 0.01 | 0.00 | ND | | 0.01 | 0.00 | ND | | 0.01 | 0.00 | ND | | 0.01 | 0.00 | ND | | 0.01 | 0.00 |
| 1,2,3-Trichloropropane | 96-18-4 | | | ND | | 0.00 | 0.00 | ND | | 0.00 | 0.00 | ND | | 0.00 | 0.00 | ND | | 0.00 | 0.00 | ND | | 0.00 | 0.00 |
| 2-Hexanone | 591-78-6 | | | ND | | 0.01 | 0.00 | ND | | 0.01 | 0.00 | ND | | 0.01 | 0.00 | ND | | 0.01 | 0.00 | ND | | 0.01 | 0.00 |
| Bromochloromethane | 74-97-5 | | | ND | | 0.00 | 0.00 | ND | | 0.00 | 0.00 | ND | | 0.00 | 0.00 | ND | | 0.00 | 0.00 | ND | | 0.00 | 0.00 |
| 2,2-Dichloropropane | 594-20-7 | | | ND | | 0.00 | 0.00 | ND | | 0.00 | 0.00 | ND | | 0.00 | 0.00 | ND | | 0.00 | 0.00 | ND | | 0.00 | 0.00 |
| 1,2-Dibromoethane | 106-93-4 | | | ND | | 0.00 | 0.00 | ND | | 0.00 | 0.00 | ND | | 0.00 | 0.00 | ND | | 0.00 | 0.00 | ND | | 0.00 | 0.00 |
| 1,3-Dichloropropane | 142-28-9 | | | ND | | 0.00 | 0.00 | ND | | 0.00 | 0.00 | ND | | 0.00 | 0.00 | ND | | 0.00 | 0.00 | ND | | 0.00 | 0.00 |
| 1,1,1,2-Tetrachloroethane | 630-20-6 | | | ND | | 0.00 | 0.00 | ND | | 0.00 | 0.00 | ND | | 0.00 | 0.00 | ND | | 0.00 | 0.00 | ND | | 0.00 | 0.00 |
| Bromobenzene | 108-86-1 | | | ND | | 0.00 | 0.00 | ND | | 0.00 | 0.00 | ND | | 0.00 | 0.00 | ND | | 0.00 | 0.00 | ND | | 0.00 | 0.00 |
| n-Butylbenzene | 104-51-8 | 12 | 100 | ND | | 0.00 | 0.00 | ND | | 0.00 | 0.00 | ND | | 0.00 | 0.00 | ND | | 0.00 | 0.00 | ND | | 0.00 | 0.00 |
| sec-Butylbenzene | 135-98-8 | 11 | 100 | ND | | 0.00 | 0.00 | ND | | 0.00 | 0.00 | ND | | 0.00 | 0.00 | ND | | 0.00 | 0.00 | ND | | 0.00 | 0.00 |
| tert-Butylbenzene | 98-06-6 | 5.9 | 100 | ND | | 0.00 | 0.00 | ND | | 0.00 | 0.00 | ND | | 0.00 | 0.00 | ND | | 0.00 | 0.00 | ND | | 0.00 | 0.00 |
| **VOLATILE ORGANICS BY EPA 5035 (mg/kg)** | | | | | | | | | | | | | | | | | | | | | | | |
| o-Chlorotoluene | 95-49-8 | | | ND | | 0.00 | 0.00 | ND | | 0.00 | 0.00 | ND | | 0.00 | 0.00 | ND | | 0.00 | 0.00 | ND | | 0.00 | 0.00 |
| p-Chlorotoluene | 106-43-4 | | | ND | | 0.00 | 0.00 | ND | | 0.00 | 0.00 | ND | | 0.00 | 0.00 | ND | | 0.00 | 0.00 | ND | | 0.00 | 0.00 |
| 1,2-Dibromo-3-chloropropane | 96-12-8 | | | ND | | 0.00 | 0.00 | ND | | 0.00 | 0.00 | ND | | 0.00 | 0.00 | ND | | 0.00 | 0.00 | ND | | 0.00 | 0.00 |
| Hexachlorobutadiene | 87-68-3 | | | ND | | 0.00 | 0.00 | ND | | 0.00 | 0.00 | ND | | 0.00 | 0.00 | ND | | 0.00 | 0.00 | ND | | 0.00 | 0.00 |
| Isopropylbenzene | 98-82-8 | | | ND | | 0.00 | 0.00 | ND | | 0.00 | 0.00 | ND | | 0.00 | 0.00 | ND | | 0.00 | 0.00 | ND | | 0.00 | 0.00 |
| p-Isopropyltoluene | 99-87-6 | | | ND | | 0.00 | 0.00 | ND | | 0.00 | 0.00 | ND | | 0.00 | 0.00 | ND | | 0.00 | 0.00 | ND | | 0.00 | 0.00 |
| Naphthalene | 91-20-3 | 12 | 100 | ND | | 0.00 | 0.00 | ND | | 0.00 | 0.00 | ND | | 0.00 | 0.00 | ND | | 0.00 | 0.00 | ND | | 0.00 | 0.00 |
| Acrylonitrile | 107-13-1 | | | ND | | 0.00 | 0.00 | ND | | 0.00 | 0.00 | ND | | 0.00 | 0.00 | ND | | 0.00 | 0.00 | ND | | 0.00 | 0.00 |

**Table 3.1 - Soil Sample Analytical Results**
**128-158 North Main Street**
**Portchester, New York**
**SESI Project # 12814**

| | | | BORING ID: | SB-6 | | | | SB-7 | | | | SB-8 | | | | SB-9 | | | | SB-10 | | | |
|---|---|---|---|---|---|---|---|---|---|---|---|---|---|---|---|---|---|---|---|---|---|---|---|
| | | | SAMPLE ID: | SB-6 (2.5-3') | | | | SB-7 (2.5-3') | | | | SB-8 (2.5-3') | | | | SB-9 (3-3.5') | | | | SB-10 (5.5-6') | | | |
| | | | LAB ID: | L2160899-04 | | | | L2160899-05 | | | | L2160899-06 | | | | L2160899-07 | | | | L2160899-08 | | | |
| | | | COLLECTION DATE: | 11/4/2021 | | | | 11/4/2021 | | | | 11/4/2021 | | | | 11/4/2021 | | | | 11/4/2021 | | | |
| | | | SAMPLE DEPTH (FT BGS): | 2.5-3 | | | | 2.5-3 | | | | 2.5-3 | | | | 3-3.5 | | | | 5.5-6 | | | |
| | | | SAMPLE MATRIX: | SOIL | | | | SOIL | | | | SOIL | | | | SOIL | | | | SOIL | | | |
| **ANALYTE** | **CAS** | **NYSDEC USCOs** | **NYSDEC RRSCOs** | **Conc** | **Q** | **RL** | **MDL** | **Conc** | **Q** | **RL** | **MDL** | **Conc** | **Q** | **RL** | **MDL** | **Conc** | **Q** | **RL** | **MDL** | **Conc** | **Q** | **RL** | **MDL** |
| n-Propylbenzene | 103-65-1 | 3.9 | 100 | ND | | 0.00 | 0.00 | ND | | 0.00 | 0.00 | ND | | 0.00 | 0.00 | ND | | 0.00 | 0.00 | ND | | 0.00 | 0.00 |
| 1,2,3-Trichlorobenzene | 87-61-6 | | | ND | | 0.00 | 0.00 | ND | | 0.00 | 0.00 | ND | | 0.00 | 0.00 | ND | | 0.00 | 0.00 | ND | | 0.00 | 0.00 |
| 1,2,4-Trichlorobenzene | 120-82-1 | | | ND | | 0.00 | 0.00 | ND | | 0.00 | 0.00 | ND | | 0.00 | 0.00 | ND | | 0.00 | 0.00 | ND | | 0.00 | 0.00 |
| 1,3,5-Trimethylbenzene | 108-67-8 | 8.4 | 52 | ND | | 0.00 | 0.00 | ND | | 0.00 | 0.00 | ND | | 0.00 | 0.00 | ND | | 0.00 | 0.00 | ND | | 0.00 | 0.00 |
| 1,2,4-Trimethylbenzene | 95-63-6 | 3.6 | 52 | ND | | 0.00 | 0.00 | ND | | 0.00 | 0.00 | ND | | 0.00 | 0.00 | ND | | 0.00 | 0.00 | ND | | 0.00 | 0.00 |
| 1,4-Dioxane | 123-91-1 | 0.1 | 13 | ND | | 0.09 | 0.04 | ND | | 0.09 | 0.04 | ND | | 0.09 | 0.04 | ND | | 0.09 | 0.04 | ND | | 0.10 | 0.04 |
| p-Diethylbenzene | 105-05-5 | | | ND | | 0.00 | 0.00 | ND | | 0.00 | 0.00 | ND | | 0.00 | 0.00 | ND | | 0.00 | 0.00 | ND | | 0.00 | 0.00 |
| p-Ethyltoluene | 622-96-8 | | | ND | | 0.00 | 0.00 | ND | | 0.00 | 0.00 | ND | | 0.00 | 0.00 | ND | | 0.00 | 0.00 | ND | | 0.00 | 0.00 |
| 1,2,4,5-Tetramethylbenzene | 95-93-2 | | | ND | | 0.00 | 0.00 | ND | | 0.00 | 0.00 | ND | | 0.00 | 0.00 | ND | | 0.00 | 0.00 | ND | | 0.00 | 0.00 |
| Ethyl ether | 60-29-7 | | | ND | | 0.00 | 0.00 | ND | | 0.00 | 0.00 | ND | | 0.00 | 0.00 | ND | | 0.00 | 0.00 | ND | | 0.00 | 0.00 |
| trans-1,4-Dichloro-2-butene | 110-57-6 | | | ND | | 0.01 | 0.00 | ND | | 0.01 | 0.00 | ND | | 0.01 | 0.00 | ND | | 0.01 | 0.00 | ND | | 0.01 | 0.00 |
| Total VOCs | | | | 0.00 | - | - | - | 0.00 | - | - | - | 0.00 | - | - | - | 0.00 | - | - | - | 0.00 | - | - | - |
| **VOLATILE ORGANICS BY EPA 5035-TIC (mg/kg)** | | | | | | | | | | | | | | | | | | | | | | | |
| Unknown Benzene | | | | - | | - | - | - | | - | - | - | | - | - | - | | - | - | - | | - | - |
| Unknown Aromatic | | | | - | | - | - | - | | - | - | - | | - | - | - | | - | - | - | | - | - |
| Unknown Benzene | | | | - | | - | - | - | | - | - | - | | - | - | - | | - | - | - | | - | - |
| Unknown Aromatic | | | | - | | - | - | - | | - | - | - | | - | - | - | | - | - | - | | - | - |
| Unknown | | | | 0.01 | J | 0.00 | 0.00 | - | | - | - | - | | - | - | - | | - | - | 0.01 | J | 0.00 | 0.00 |
| Unknown Alkane | | | | - | | - | - | - | | - | - | - | | - | - | - | | - | - | - | | - | - |
| Octane | 000111-65-9 | | | - | | - | - | - | | - | - | - | | - | - | - | | - | - | - | | - | - |
| Decane, 3,7-dimethyl- | 017312-54-8 | | | - | | - | - | - | | - | - | - | | - | - | - | | - | - | - | | - | - |
| Undecane, 3-methyl- | 001002-43-3 | | | - | | - | - | - | | - | - | - | | - | - | - | | - | - | - | | - | - |
| Unknown Aromatic | | | | - | | - | - | - | | - | - | - | | - | - | - | | - | - | - | | - | - |
| Unknown Alkane | | | | - | | - | - | - | | - | - | - | | - | - | - | | - | - | - | | - | - |
| Unknown | | | | - | | - | - | - | | - | - | - | | - | - | - | | - | - | - | | - | - |
| No Tentatively Identified Compounds | | | | - | | - | - | - | | - | - | - | | - | - | - | | - | - | - | | - | - |
| Unknown Benzene | | | | - | | - | - | - | | - | - | - | | - | - | - | | - | - | - | | - | - |
| Unknown | | | | - | | - | - | - | | - | - | - | | - | - | - | | - | - | - | | - | - |
| Unknown Alkane | | | | - | | - | - | - | | - | - | - | | - | - | - | | - | - | - | | - | - |
| Unknown | | | | - | | - | - | 0.01 | J | 0.00 | 0.00 | 0.01 | J | 0.00 | 0.00 | 0.01 | J | 0.00 | 0.00 | - | | - | - |
| Unknown Benzene | | | | - | | - | - | - | | - | - | - | | - | - | - | | - | - | - | | - | - |
| Unknown Aromatic | | | | - | | - | - | - | | - | - | - | | - | - | - | | - | - | - | | - | - |
| Unknown | | | | - | | - | - | 0.00 | J | 0.00 | 0.00 | 0.00 | J | 0.00 | 0.00 | 0.00 | J | 0.00 | 0.00 | - | | - | - |
| Unknown Aromatic | | | | - | | - | - | - | | - | - | - | | - | - | - | | - | - | - | | - | - |
| Unknown Naphthalene | | | | - | | - | - | - | | - | - | - | | - | - | - | | - | - | - | | - | - |
| Cyclotrisiloxane, Hexamethyl- | 000541-05-9 | | | - | | - | - | - | | - | - | - | | - | - | - | | - | - | - | | - | - |
| Unknown Aromatic | | | | - | | - | - | - | | - | - | - | | - | - | - | | - | - | - | | - | - |
| Unknown Alkane | | | | - | | - | - | - | | - | - | - | | - | - | - | | - | - | - | | - | - |
| Unknown Alkane | | | | - | | - | - | - | | - | - | - | | - | - | - | | - | - | - | | - | - |
| Unknown Alkane | | | | - | | - | - | - | | - | - | - | | - | - | - | | - | - | - | | - | - |
| Benzene, 1-propenyl- | 000637-50-3 | | | - | | - | - | - | | - | - | - | | - | - | - | | - | - | - | | - | - |
| Unknown Aromatic | | | | - | | - | - | - | | - | - | - | | - | - | - | | - | - | - | | - | - |
| Octane, 2,6-dimethyl- | 002051-30-1 | | | - | | - | - | - | | - | - | - | | - | - | - | | - | - | - | | - | - |
| Total TIC Compounds | | | | 0.01 | J | 0.00 | 0.00 | 0.01 | J | 0.00 | 0.00 | 0.01 | J | 0.00 | 0.00 | 0.01 | J | 0.00 | 0.00 | 0.01 | J | 0.00 | 0.00 |
| **PERFLUORINATED ALKYL ACIDS BY ISOTOPE DILUTION (ng/g)** | | | | | | | | | | | | | | | | | | | | | | | |
| Perfluorobutanoic Acid (PFBA) | 375-22-4 | | | - | | - | - | - | | - | - | - | | - | - | ND | | 0.00 | 0.00 | 0.00 | J | 0.00 | 0.00 |
| Perfluoropentanoic Acid (PFPeA) | 2706-90-3 | | | - | | - | - | - | | - | - | - | | - | - | ND | | 0.00 | 0.00 | 0.00 | J | 0.00 | 0.00 |
| Perfluorobutanesulfonic Acid (PFBS) | 375-73-5 | | | - | | - | - | - | | - | - | - | | - | - | ND | | 0.00 | 0.00 | ND | | 0.00 | 0.00 |
| Perfluorohexanoic Acid (PFHxA) | 307-24-4 | | | - | | - | - | - | | - | - | - | | - | - | ND | | 0.00 | 0.00 | 0.00 | J | 0.00 | 0.00 |
| Perfluoroheptanoic Acid (PFHpA) | 375-85-9 | | | - | | - | - | - | | - | - | - | | - | - | ND | | 0.00 | 0.00 | 0.00 | J | 0.00 | 0.00 |
| Perfluorohexanesulfonic Acid (PFHxS) | 355-46-4 | | | - | | - | - | - | | - | - | - | | - | - | ND | | 0.00 | 0.00 | ND | | 0.00 | 0.00 |
| Perfluorooctanoic Acid (PFOA) | 335-67-1 | 0.00066 | 0.033 | - | | - | - | - | | - | - | - | | - | - | 0.00005 | J | 0.00026 | 0.00004 | 0.00014 | J | 0.00 | 0.00 |
| 1H,1H,2H,2H-Perfluorooctanesulfonic Acid (6:2FTS) | 27619-97-2 | | | - | | - | - | - | | - | - | - | | - | - | ND | | 0.00 | 0.00 | ND | | 0.00 | 0.00 |
| Perfluoroheptanesulfonic Acid (PFHpS) | 375-92-8 | | | - | | - | - | - | | - | - | - | | - | - | ND | | 0.00 | 0.00 | ND | | 0.00 | 0.00 |
| Perfluorononanoic Acid (PFNA) | 375-95-1 | | | - | | - | - | - | | - | - | - | | - | - | ND | | 0.00 | 0.00 | ND | | 0.00 | 0.00 |
| Perfluorooctanesulfonic Acid (PFOS) | 1763-23-1 | 0.00088 | 0.044 | - | | - | - | - | | - | - | - | | - | - | 0.00296 | | 0.00026 | 0.00013 | ND | | 0.00 | 0.00 |
| Perfluorodecanoic Acid (PFDA) | 335-76-2 | | | - | | - | - | - | | - | - | - | | - | - | 0.00 | J | 0.00 | 0.00 | ND | | 0.00 | 0.00 |
| 1H,1H,2H,2H-Perfluorodecanesulfonic Acid (8:2FTS) | 39108-34-4 | | | - | | - | - | - | | - | - | - | | - | - | ND | | 0.00 | 0.00 | ND | | 0.00 | 0.00 |
| N-Methyl Perfluorooctanesulfonamidoacetic Acid (NMeFOSAA) | 2355-31-9 | | | - | | - | - | - | | - | - | - | | - | - | ND | | 0.00 | 0.00 | ND | | 0.00202 | 0.000812 |
| Perfluoroundecanoic Acid (PFUnA) | 2058-94-8 | | | - | | - | - | - | | - | - | - | | - | - | ND | | 0.00 | 0.00 | ND | | 0.00 | 0.00 |
| Perfluorodecanesulfonic Acid (PFDS) | 335-77-3 | | | - | | - | - | - | | - | - | - | | - | - | ND | | 0.00 | 0.00 | 0.02 | | 0.00 | 0.00 |
| Perfluorooctanesulfonamide (FOSA) | 754-91-6 | | | - | | - | - | - | | - | - | - | | - | - | ND | | 0.00 | 0.00 | ND | | 0.00 | 0.00 |
| N-Ethyl Perfluorooctanesulfonamidoacetic Acid (NEtFOSAA) | 2991-50-6 | | | - | | - | - | - | | - | - | - | | - | - | 0.00 | J | 0.00 | 0.00 | ND | | 0.00202 | 0.000341 |
| Perfluorododecanoic Acid (PFDoA) | 307-55-1 | | | - | | - | - | - | | - | - | - | | - | - | ND | | 0.00 | 0.00 | ND | | 0.00 | 0.00 |
| Perfluorotridecanoic Acid (PFTrDA) | 72629-94-8 | | | - | | - | - | - | | - | - | - | | - | - | ND | | 0.00 | 0.00 | ND | | 0.00 | 0.00 |
| Perfluorotetradecanoic Acid (PFTA) | 376-06-7 | | | - | | - | - | - | | - | - | - | | - | - | ND | | 0.00 | 0.00 | ND | | 0.00 | 0.00 |
| PFOA/PFOS, Total | | | | - | | - | - | - | | - | - | - | | - | - | 0.00 | J | 0.00 | 0.00 | 0.00 | J | 0.00 | 0.00 |

**Table 3.1 - Soil Sample Analytical Results**
**128-158 North Main Street**
**Portchester, New York**
**SESI Project # 12814**

| | | | BORING ID: | SB-6 | | | | SB-7 | | | | SB-8 | | | | SB-9 | | | | SB-10 | | | |
|---|---|---|---|---|---|---|---|---|---|---|---|---|---|---|---|---|---|---|---|---|---|---|---|
| | | | SAMPLE ID: | SB-6 (2.5-3') | | | | SB-7 (2.5-3') | | | | SB-8 (2.5-3') | | | | SB-9 (3-3.5') | | | | SB-10 (5.5-6') | | | |
| | | | LAB ID: | L2160899-04 | | | | L2160899-05 | | | | L2160899-06 | | | | L2160899-07 | | | | L2160899-08 | | | |
| | | | COLLECTION DATE: | 11/4/2021 | | | | 11/4/2021 | | | | 11/4/2021 | | | | 11/4/2021 | | | | 11/4/2021 | | | |
| | | | SAMPLE DEPTH (FT BGS): | 2.5-3 | | | | 2.5-3 | | | | 2.5-3 | | | | 3-3.5 | | | | 5.5-6 | | | |
| | | | SAMPLE MATRIX: | SOIL | | | | SOIL | | | | SOIL | | | | SOIL | | | | SOIL | | | |
| ANALYTE | CAS | NYSDEC USCOs | NYSDEC RRSCOs | Conc | Q | RL | MDL | Conc | Q | RL | MDL | Conc | Q | RL | MDL | Conc | Q | RL | MDL | Conc | Q | RL | MDL |
| **SEMIVOLATILE ORGANICS BY GC/MS (mg/kg)** | | | | | | | | | | | | | | | | | | | | | | | |
| Acenaphthene | 83-32-9 | 20 | 100 | ND | | 0.15 | 0.02 | ND | | 0.17 | 0.02 | ND | | 0.15 | 0.02 | ND | | 0.15 | 0.02 | ND | | 0.14 | 0.02 |
| 1,2,4-Trichlorobenzene | 120-82-1 | | | ND | | 0.19 | 0.02 | ND | | 0.21 | 0.02 | ND | | 0.19 | 0.02 | ND | | 0.19 | 0.02 | ND | | 0.17 | 0.02 |
| Hexachlorobenzene | 118-74-1 | 0.33 | 1.2 | ND | | 0.11 | 0.02 | ND | | 0.12 | 0.02 | ND | | 0.12 | 0.02 | ND | | 0.11 | 0.02 | ND | | 0.10 | 0.02 |
| Bis(2-chloroethyl)ether | 111-44-4 | | | ND | | 0.17 | 0.03 | ND | | 0.19 | 0.03 | ND | | 0.17 | 0.03 | ND | | 0.17 | 0.03 | ND | | 0.15 | 0.02 |
| 2-Chloronaphthalene | 91-58-7 | | | ND | | 0.19 | 0.02 | ND | | 0.21 | 0.02 | ND | | 0.19 | 0.02 | ND | | 0.19 | 0.02 | ND | | 0.17 | 0.02 |
| 1,2-Dichlorobenzene | 95-50-1 | 1.1 | 100 | ND | | 0.19 | 0.03 | ND | | 0.21 | 0.04 | ND | | 0.19 | 0.03 | ND | | 0.19 | 0.03 | ND | | 0.17 | 0.03 |
| 1,3-Dichlorobenzene | 541-73-1 | 2.4 | 49 | ND | | 0.19 | 0.03 | ND | | 0.21 | 0.04 | ND | | 0.19 | 0.03 | ND | | 0.19 | 0.03 | ND | | 0.17 | 0.03 |
| 1,4-Dichlorobenzene | 106-46-7 | 1.8 | 13 | ND | | 0.19 | 0.03 | ND | | 0.21 | 0.04 | ND | | 0.19 | 0.03 | ND | | 0.19 | 0.03 | ND | | 0.17 | 0.03 |
| 3,3'-Dichlorobenzidine | 91-94-1 | | | ND | | 0.19 | 0.05 | ND | | 0.21 | 0.06 | ND | | 0.19 | 0.05 | ND | | 0.19 | 0.05 | ND | | 0.17 | 0.05 |
| 2,4-Dinitrotoluene | 121-14-2 | | | ND | | 0.19 | 0.04 | ND | | 0.21 | 0.04 | ND | | 0.19 | 0.04 | ND | | 0.19 | 0.04 | ND | | 0.17 | 0.03 |
| 2,6-Dinitrotoluene | 606-20-2 | | | ND | | 0.19 | 0.03 | ND | | 0.21 | 0.04 | ND | | 0.19 | 0.03 | ND | | 0.19 | 0.03 | ND | | 0.17 | 0.03 |
| Fluoranthene | 206-44-0 | 100 | 100 | 0.09 | J | 0.11 | 0.02 | ND | | 0.12 | 0.02 | ND | | 0.12 | 0.02 | ND | | 0.11 | 0.02 | ND | | 0.10 | 0.02 |
| 4-Chlorophenyl phenyl ether | 7005-72-3 | | | ND | | 0.19 | 0.02 | ND | | 0.21 | 0.02 | ND | | 0.19 | 0.02 | ND | | 0.19 | 0.02 | ND | | 0.17 | 0.02 |
| 4-Bromophenyl phenyl ether | 101-55-3 | | | ND | | 0.19 | 0.03 | ND | | 0.21 | 0.03 | ND | | 0.19 | 0.03 | ND | | 0.19 | 0.03 | ND | | 0.17 | 0.03 |
| Bis(2-chloroisopropyl)ether | 108-60-1 | | | ND | | 0.23 | 0.03 | ND | | 0.25 | 0.04 | ND | | 0.23 | 0.03 | ND | | 0.22 | 0.03 | ND | | 0.20 | 0.03 |
| Bis(2-chloroethoxy)methane | 111-91-1 | | | ND | | 0.20 | 0.02 | ND | | 0.22 | 0.02 | ND | | 0.21 | 0.02 | ND | | 0.20 | 0.02 | ND | | 0.18 | 0.02 |
| Hexachlorobutadiene | 87-68-3 | | | ND | | 0.19 | 0.03 | ND | | 0.21 | 0.03 | ND | | 0.19 | 0.03 | ND | | 0.19 | 0.03 | ND | | 0.17 | 0.03 |
| Hexachlorocyclopentadiene | 77-47-4 | | | ND | | 0.54 | 0.17 | ND | | 0.60 | 0.19 | ND | | 0.55 | 0.17 | ND | | 0.54 | 0.17 | ND | | 0.49 | 0.15 |
| Hexachloroethane | 67-72-1 | | | ND | | 0.15 | 0.03 | ND | | 0.17 | 0.03 | ND | | 0.15 | 0.03 | ND | | 0.15 | 0.03 | ND | | 0.14 | 0.03 |
| Isophorone | 78-59-1 | | | ND | | 0.17 | 0.02 | ND | | 0.19 | 0.03 | ND | | 0.17 | 0.03 | ND | | 0.17 | 0.02 | ND | | 0.15 | 0.02 |
| Naphthalene | 91-20-3 | 12 | 100 | ND | | 0.19 | 0.02 | ND | | 0.21 | 0.03 | ND | | 0.19 | 0.02 | ND | | 0.19 | 0.02 | ND | | 0.17 | 0.02 |
| Nitrobenzene | 98-95-3 | | | ND | | 0.17 | 0.03 | ND | | 0.19 | 0.03 | ND | | 0.17 | 0.03 | ND | | 0.17 | 0.03 | ND | | 0.15 | 0.03 |
| NDPA/DPA | 86-30-6 | | | ND | | 0.15 | 0.02 | ND | | 0.17 | 0.02 | ND | | 0.15 | 0.02 | ND | | 0.15 | 0.02 | ND | | 0.14 | 0.02 |
| n-Nitrosodi-n-propylamine | 621-64-7 | | | ND | | 0.19 | 0.03 | ND | | 0.21 | 0.03 | ND | | 0.19 | 0.03 | ND | | 0.19 | 0.03 | ND | | 0.17 | 0.03 |
| Bis(2-ethylhexyl)phthalate | 117-81-7 | | | 0.27 | | 0.19 | 0.07 | ND | | 0.21 | 0.07 | ND | | 0.19 | 0.07 | 0.08 | J | 0.19 | 0.07 | ND | | 0.17 | 0.06 |
| Butyl benzyl phthalate | 85-68-7 | | | ND | | 0.19 | 0.05 | ND | | 0.21 | 0.05 | ND | | 0.19 | 0.05 | ND | | 0.19 | 0.05 | ND | | 0.17 | 0.04 |
| Di-n-butylphthalate | 84-74-2 | | | ND | | 0.19 | 0.04 | ND | | 0.21 | 0.04 | ND | | 0.19 | 0.04 | ND | | 0.19 | 0.04 | ND | | 0.17 | 0.03 |
| Di-n-octylphthalate | 117-84-0 | | | ND | | 0.19 | 0.06 | ND | | 0.21 | 0.07 | ND | | 0.19 | 0.07 | ND | | 0.19 | 0.06 | ND | | 0.17 | 0.06 |
| Diethyl phthalate | 84-66-2 | | | ND | | 0.19 | 0.02 | ND | | 0.21 | 0.02 | ND | | 0.19 | 0.02 | ND | | 0.19 | 0.02 | ND | | 0.17 | 0.02 |
| Dimethyl phthalate | 131-11-3 | | | ND | | 0.19 | 0.04 | ND | | 0.21 | 0.04 | ND | | 0.19 | 0.04 | ND | | 0.19 | 0.04 | ND | | 0.17 | 0.04 |
| Benzo(a)anthracene | 56-55-3 | 1 | 1 | 0.06 | J | 0.11 | 0.02 | ND | | 0.12 | 0.02 | ND | | 0.12 | 0.02 | ND | | 0.11 | 0.02 | ND | | 0.10 | 0.02 |
| Benzo(a)pyrene | 50-32-8 | 1 | 1 | 0.06 | J | 0.15 | 0.05 | ND | | 0.17 | 0.05 | ND | | 0.15 | 0.05 | ND | | 0.15 | 0.05 | ND | | 0.14 | 0.04 |
| Benzo(b)fluoranthene | 205-99-2 | 1 | 1 | 0.08 | J | 0.11 | 0.03 | ND | | 0.12 | 0.04 | ND | | 0.12 | 0.03 | ND | | 0.11 | 0.03 | ND | | 0.10 | 0.03 |
| Benzo(k)fluoranthene | 207-08-9 | 0.8 | 3.9 | 0.03 | J | 0.11 | 0.03 | ND | | 0.12 | 0.03 | ND | | 0.12 | 0.03 | ND | | 0.11 | 0.03 | ND | | 0.10 | 0.03 |
| Chrysene | 218-01-9 | 1 | 3.9 | 0.07 | J | 0.11 | 0.02 | ND | | 0.12 | 0.02 | ND | | 0.12 | 0.02 | ND | | 0.11 | 0.02 | ND | | 0.10 | 0.02 |
| Acenaphthylene | 208-96-8 | 100 | 100 | ND | | 0.15 | 0.03 | ND | | 0.17 | 0.03 | ND | | 0.15 | 0.03 | ND | | 0.15 | 0.03 | ND | | 0.14 | 0.03 |
| Anthracene | 120-12-7 | 100 | 100 | ND | | 0.11 | 0.04 | ND | | 0.12 | 0.04 | ND | | 0.12 | 0.04 | ND | | 0.11 | 0.04 | ND | | 0.10 | 0.03 |
| Benzo(ghi)perylene | 191-24-2 | 100 | 100 | 0.04 | J | 0.15 | 0.02 | ND | | 0.17 | 0.02 | ND | | 0.15 | 0.02 | ND | | 0.15 | 0.02 | ND | | 0.14 | 0.02 |
| Fluorene | 86-73-7 | 30 | 100 | ND | | 0.19 | 0.02 | ND | | 0.21 | 0.02 | ND | | 0.19 | 0.02 | ND | | 0.19 | 0.02 | ND | | 0.17 | 0.02 |
| Phenanthrene | 85-01-8 | 100 | 100 | 0.04 | J | 0.11 | 0.02 | ND | | 0.12 | 0.03 | 0.03 | J | 0.12 | 0.02 | ND | | 0.11 | 0.02 | ND | | 0.10 | 0.02 |
| Dibenzo(a,h)anthracene | 53-70-3 | 0.33 | 0.33 | ND | | 0.11 | 0.02 | ND | | 0.12 | 0.02 | ND | | 0.12 | 0.02 | ND | | 0.11 | 0.02 | ND | | 0.10 | 0.02 |
| Indeno(1,2,3-cd)pyrene | 193-39-5 | 0.5 | 0.5 | 0.05 | J | 0.15 | 0.03 | ND | | 0.17 | 0.03 | ND | | 0.15 | 0.03 | ND | | 0.15 | 0.03 | ND | | 0.14 | 0.02 |
| Pyrene | 129-00-0 | 100 | 100 | 0.09 | J | 0.11 | 0.02 | ND | | 0.12 | 0.02 | ND | | 0.12 | 0.02 | ND | | 0.11 | 0.02 | ND | | 0.10 | 0.02 |
| Biphenyl | 92-52-4 | | | ND | | 0.43 | 0.04 | ND | | 0.48 | 0.05 | ND | | 0.44 | 0.05 | ND | | 0.43 | 0.04 | ND | | 0.39 | 0.04 |
| 4-Chloroaniline | 106-47-8 | | | ND | | 0.19 | 0.03 | ND | | 0.21 | 0.04 | ND | | 0.19 | 0.04 | ND | | 0.19 | 0.03 | ND | | 0.17 | 0.03 |
| 2-Nitroaniline | 88-74-4 | | | ND | | 0.19 | 0.04 | ND | | 0.21 | 0.04 | ND | | 0.19 | 0.04 | ND | | 0.19 | 0.04 | ND | | 0.17 | 0.03 |
| 3-Nitroaniline | 99-09-2 | | | ND | | 0.19 | 0.04 | ND | | 0.21 | 0.04 | ND | | 0.19 | 0.04 | ND | | 0.19 | 0.04 | ND | | 0.17 | 0.03 |
| 4-Nitroaniline | 100-01-6 | | | ND | | 0.19 | 0.08 | ND | | 0.21 | 0.09 | ND | | 0.19 | 0.08 | ND | | 0.19 | 0.08 | ND | | 0.17 | 0.07 |
| Dibenzofuran | 132-64-9 | 7 | 59 | ND | | 0.19 | 0.02 | ND | | 0.21 | 0.02 | ND | | 0.19 | 0.02 | ND | | 0.19 | 0.02 | ND | | 0.17 | 0.02 |
| 2-Methylnaphthalene | 91-57-6 | | | ND | | 0.23 | 0.02 | ND | | 0.25 | 0.03 | ND | | 0.23 | 0.02 | ND | | 0.22 | 0.02 | ND | | 0.20 | 0.02 |
| 1,2,4,5-Tetrachlorobenzene | 95-94-3 | | | ND | | 0.19 | 0.02 | ND | | 0.21 | 0.02 | ND | | 0.19 | 0.02 | ND | | 0.19 | 0.02 | ND | | 0.17 | 0.02 |
| Acetophenone | 98-86-2 | | | ND | | 0.19 | 0.02 | ND | | 0.21 | 0.03 | ND | | 0.19 | 0.02 | ND | | 0.19 | 0.02 | ND | | 0.17 | 0.02 |
| 2,4,6-Trichlorophenol | 88-06-2 | | | ND | | 0.11 | 0.04 | ND | | 0.12 | 0.04 | ND | | 0.12 | 0.04 | ND | | 0.11 | 0.04 | ND | | 0.10 | 0.03 |
| p-Chloro-m-cresol | 59-50-7 | | | ND | | 0.19 | 0.03 | ND | | 0.21 | 0.03 | ND | | 0.19 | 0.03 | ND | | 0.19 | 0.03 | ND | | 0.17 | 0.03 |
| 2-Chlorophenol | 95-57-8 | | | ND | | 0.19 | 0.02 | ND | | 0.21 | 0.03 | ND | | 0.19 | 0.02 | ND | | 0.19 | 0.02 | ND | | 0.17 | 0.02 |
| 2,4-Dichlorophenol | 120-83-2 | | | ND | | 0.17 | 0.03 | ND | | 0.19 | 0.03 | ND | | 0.17 | 0.03 | ND | | 0.17 | 0.03 | ND | | 0.15 | 0.03 |
| 2,4-Dimethylphenol | 105-67-9 | | | ND | | 0.19 | 0.06 | ND | | 0.21 | 0.07 | ND | | 0.19 | 0.06 | ND | | 0.19 | 0.06 | ND | | 0.17 | 0.06 |
| **SEMIVOLATILE ORGANICS BY GC/MS (mg/kg)** | | | | | | | | | | | | | | | | | | | | | | | |
| 2-Nitrophenol | 88-75-5 | | | ND | | 0.41 | 0.07 | ND | | 0.45 | 0.08 | ND | | 0.42 | 0.07 | ND | | 0.40 | 0.07 | ND | | 0.37 | 0.06 |
| 4-Nitrophenol | 100-02-7 | | | ND | | 0.26 | 0.08 | ND | | 0.29 | 0.09 | ND | | 0.27 | 0.08 | ND | | 0.26 | 0.08 | ND | | 0.24 | 0.07 |
| 2,4-Dinitrophenol | 51-28-5 | | | ND | | 0.90 | 0.09 | ND | | 1.00 | 0.10 | ND | | 0.92 | 0.09 | ND | | 0.90 | 0.09 | ND | | 0.82 | 0.08 |
| 4,6-Dinitro-o-cresol | 534-52-1 | | | ND | | 0.49 | 0.09 | ND | | 0.54 | 0.10 | ND | | 0.50 | 0.09 | ND | | 0.49 | 0.09 | ND | | 0.44 | 0.08 |
| Pentachlorophenol | 87-86-5 | 0.8 | 6.7 | ND | | 0.15 | 0.04 | ND | | 0.17 | 0.05 | ND | | 0.15 | 0.04 | ND | | 0.15 | 0.04 | ND | | 0.14 | 0.04 |
| Phenol | 108-95-2 | 0.33 | 100 | ND | | 0.19 | 0.03 | ND | | 0.21 | 0.03 | ND | | 0.19 | 0.03 | ND | | 0.19 | 0.03 | ND | | 0.17 | 0.03 |
| 2-Methylphenol | 95-48-7 | 0.33 | 100 | ND | | 0.19 | 0.03 | ND | | 0.21 | 0.03 | ND | | 0.19 | 0.03 | ND | | 0.19 | 0.03 | ND | | 0.17 | 0.03 |
| 3-Methylphenol/4-Methylphenol | 108-39-4/106-44-5 | 0.33 | 100 | ND | | 0.27 | 0.03 | ND | | 0.30 | 0.03 | ND | | 0.28 | 0.03 | ND | | 0.27 | 0.03 | ND | | 0.25 | 0.03 |

**Table 3.1 - Soil Sample Analytical Results**
**128-158 North Main Street**
**Portchester, New York**
**SESI Project # 12814**

| | | | BORING ID: | SB-6 | | | | SB-7 | | | | SB-8 | | | | SB-9 | | | | SB-10 | | | |
|---|---|---|---|---|---|---|---|---|---|---|---|---|---|---|---|---|---|---|---|---|---|---|---|
| | | | SAMPLE ID: | SB-6 (2.5-3') | | | | SB-7 (2.5-3') | | | | SB-8 (2.5-3') | | | | SB-9 (3-3.5') | | | | SB-10 (5.5-6') | | | |
| | | | LAB ID: | L2160899-04 | | | | L2160899-05 | | | | L2160899-06 | | | | L2160899-07 | | | | L2160899-08 | | | |
| | | | COLLECTION DATE: | 11/4/2021 | | | | 11/4/2021 | | | | 11/4/2021 | | | | 11/4/2021 | | | | 11/4/2021 | | | |
| | | | SAMPLE DEPTH (FT BGS): | 2.5-3 | | | | 2.5-3 | | | | 2.5-3 | | | | 3-3.5 | | | | 5.5-6 | | | |
| | | | SAMPLE MATRIX: | SOIL | | | | SOIL | | | | SOIL | | | | SOIL | | | | SOIL | | | |
| **ANALYTE** | **CAS** | **NYSDEC USCOs** | **NYSDEC RRSCOs** | **Conc** | **Q** | **RL** | **MDL** | **Conc** | **Q** | **RL** | **MDL** | **Conc** | **Q** | **RL** | **MDL** | **Conc** | **Q** | **RL** | **MDL** | **Conc** | **Q** | **RL** | **MDL** |
| 2,4,5-Trichlorophenol | 95-95-4 | | | ND | | 0.19 | 0.04 | ND | | 0.21 | 0.04 | ND | | 0.19 | 0.04 | ND | | 0.19 | 0.04 | ND | | 0.17 | 0.03 |
| Benzoic Acid | 65-85-0 | | | ND | | 0.61 | 0.19 | ND | | 0.68 | 0.21 | ND | | 0.62 | 0.19 | ND | | 0.61 | 0.19 | ND | | 0.55 | 0.17 |
| Benzyl Alcohol | 100-51-6 | | | ND | | 0.19 | 0.06 | ND | | 0.21 | 0.06 | ND | | 0.19 | 0.06 | ND | | 0.19 | 0.06 | ND | | 0.17 | 0.05 |
| Carbazole | 86-74-8 | | | ND | | 0.19 | 0.02 | ND | | 0.21 | 0.02 | ND | | 0.19 | 0.02 | ND | | 0.19 | 0.02 | ND | | 0.17 | 0.02 |
| 1,4-Dioxane | 123-91-1 | 0.1 | 13 | ND | | 0.03 | 0.01 | ND | | 0.03 | 0.01 | ND | | 0.03 | 0.01 | ND | | 0.03 | 0.01 | ND | | 0.03 | 0.01 |
| Total SVOCs | | | | 0.88 | - | - | - | - | - | - | - | 0.03 | - | - | - | 0.08 | - | - | - | - | - | - | - |
| **SEMIVOLATILE ORGANICS BY GC/MS-TIC (mg/kg)** | | | | | | | | | | | | | | | | | | | | | | | |
| Unknown | | | | - | | - | - | - | | - | - | - | | - | - | - | | - | - | - | | - | - |
| Unknown | | | | - | - | - | - | - | - | - | - | - | - | - | - | - | - | - | - | - | - | - | - |
| Unknown Naphthalene | | | | - | - | - | - | - | - | - | - | - | - | - | - | - | - | - | - | - | - | - | - |
| Unknown | | | | - | | - | - | - | | - | - | - | | - | - | 0.28 | J | 0.00 | 0.00 | - | | - | - |
| Unknown | | | | - | - | - | - | - | - | - | - | - | - | - | - | - | - | - | - | - | - | - | - |
| Cyclic Octaatomic Sulfur | 010544-50-0 | | | - | | - | - | - | | - | - | - | | - | - | 1.34 | NJ | 0.00 | 0.00 | - | - | - | - |
| Unknown Naphthalene | | | | - | | - | - | - | | - | - | - | | - | - | - | | - | - | - | | - | - |
| Unknown Organic Acid | | | | - | | - | - | - | | - | - | 0.29 | J | 0.00 | 0.00 | - | - | - | - | - | - | - | - |
| Unknown Cycloalkane | | | | - | - | - | - | - | - | - | - | - | - | - | - | - | - | - | - | - | - | - | - |
| Unknown Thiophene | | | | - | | - | - | - | | - | - | - | | - | - | - | | - | - | - | | - | - |
| Unknown | | | | - | | - | - | - | | - | - | - | | - | - | 0.18 | J | 0.00 | 0.00 | - | | - | - |
| Unknown Alkane | | | | - | | - | - | - | | - | - | - | | - | - | - | | - | - | - | | - | - |
| Unknown Naphthalene | | | | - | | - | - | - | | - | - | - | | - | - | - | | - | - | - | | - | - |
| Unknown | | | | - | | - | - | - | | - | - | - | | - | - | - | | - | - | - | | - | - |
| Unknown Alkane | | | | - | | - | - | - | | - | - | - | | - | - | - | | - | - | - | | - | - |
| Unknown Naphthalene | | | | - | | - | - | - | | - | - | - | | - | - | - | | - | - | - | | - | - |
| Unknown Thiophene | | | | - | | - | - | - | | - | - | - | | - | - | - | | - | - | - | | - | - |
| Unknown | | | | - | | - | - | - | | - | - | - | | - | - | - | | - | - | - | | - | - |
| No Tentatively Identified Compounds | | | | ND | | 0.00 | 0.00 | ND | | 0.00 | 0.00 | - | | - | - | - | | - | - | ND | | 0.00 | 0.00 |
| Unknown | | | | - | | - | - | - | | - | - | - | | - | - | 0.32 | J | 0.00 | 0.00 | - | | - | - |
| Unknown | | | | - | | - | - | - | | - | - | - | | - | - | - | | - | - | - | | - | - |
| Unknown Alkane | | | | - | | - | - | - | | - | - | - | | - | - | - | | - | - | - | | - | - |
| Unknown | | | | - | | - | - | - | | - | - | - | | - | - | - | | - | - | - | | - | - |
| Unknown PAH | | | | - | | - | - | - | | - | - | - | | - | - | - | | - | - | - | | - | - |
| Unknown Thiophene | | | | - | | - | - | - | | - | - | - | | - | - | - | | - | - | - | | - | - |
| Unknown Alkane | | | | - | | - | - | - | | - | - | - | | - | - | - | | - | - | - | | - | - |
| Unknown Alkane | | | | - | | - | - | - | | - | - | - | | - | - | - | | - | - | - | | - | - |
| Unknown Alkane | | | | - | | - | - | - | | - | - | - | | - | - | - | | - | - | - | | - | - |
| Unknown Naphthalene | | | | - | | - | - | - | | - | - | - | | - | - | - | | - | - | - | | - | - |
| Unknown Alkane | | | | - | | - | - | - | | - | - | - | | - | - | - | | - | - | - | | - | - |
| Sulfur | 013798-23-7 | | | - | | - | - | - | | - | - | - | | - | - | 0.36 | NJ | 0.00 | 0.00 | - | - | - | - |
| Unknown | | | | - | | - | - | - | | - | - | - | | - | - | - | | - | - | - | | - | - |
| Total TIC Compounds | | | | - | | - | - | - | | - | - | 0.29 | J | 0.00 | 0.00 | 2.48 | J | 0.00 | 0.00 | - | | - | - |
| **ORGANOCHLORINE PESTICIDES BY GC (mg/kg)** | | | | | | | | | | | | | | | | | | | | | | | |
| Delta-BHC | 319-86-8 | 0.04 | 100 | ND | | 0.00 | 0.00 | ND | | 0.00 | 0.00 | ND | | 0.00 | 0.00 | ND | | 0.00 | 0.00 | ND | | 0.00 | 0.00 |
| Lindane | 58-89-9 | 0.1 | 1.3 | ND | | 0.00 | 0.00 | ND | | 0.00 | 0.00 | ND | | 0.00 | 0.00 | ND | | 0.00 | 0.00 | ND | | 0.00 | 0.00 |
| Alpha-BHC | 319-84-6 | 0.02 | 0.48 | ND | | 0.00 | 0.00 | ND | | 0.00 | 0.00 | ND | | 0.00 | 0.00 | ND | | 0.00 | 0.00 | ND | | 0.00 | 0.00 |
| Beta-BHC | 319-85-7 | 0.036 | 0.36 | ND | | 0.00 | 0.00 | ND | | 0.00 | 0.00 | ND | | 0.00 | 0.00 | ND | | 0.00 | 0.00 | ND | | 0.00 | 0.00 |
| Heptachlor | 76-44-8 | 0.042 | 2.1 | ND | | 0.00 | 0.00 | ND | | 0.00 | 0.00 | ND | | 0.00 | 0.00 | ND | | 0.00 | 0.00 | ND | | 0.00 | 0.00 |
| Aldrin | 309-00-2 | 0.005 | 0.097 | ND | | 0.00 | 0.00 | ND | | 0.00 | 0.00 | ND | | 0.00 | 0.00 | ND | | 0.00 | 0.00 | ND | | 0.00 | 0.00 |
| Heptachlor epoxide | 1024-57-3 | | | ND | | 0.00 | 0.00 | ND | | 0.00 | 0.00 | ND | | 0.00 | 0.00 | ND | | 0.00 | 0.00 | ND | | 0.00 | 0.00 |
| Endrin | 72-20-8 | 0.014 | 11 | ND | | 0.00 | 0.00 | ND | | 0.00 | 0.00 | ND | | 0.00 | 0.00 | ND | | 0.00 | 0.00 | ND | | 0.00 | 0.00 |
| Endrin aldehyde | 7421-93-4 | | | ND | | 0.00 | 0.00 | ND | | 0.00 | 0.00 | ND | | 0.00 | 0.00 | ND | | 0.00 | 0.00 | ND | | 0.00 | 0.00 |
| Endrin ketone | 53494-70-5 | | | ND | | 0.00 | 0.00 | ND | | 0.00 | 0.00 | ND | | 0.00 | 0.00 | ND | | 0.00 | 0.00 | ND | | 0.00 | 0.00 |
| Dieldrin | 60-57-1 | 0.005 | 0.2 | ND | | 0.00 | 0.00 | ND | | 0.00 | 0.00 | ND | | 0.00 | 0.00 | ND | | 0.00 | 0.00 | ND | | 0.00 | 0.00 |
| 4,4'-DDE | 72-55-9 | 0.0033 | 8.9 | ND | | 0.00 | 0.00 | ND | | 0.00 | 0.00 | ND | | 0.00 | 0.00 | ND | | 0.00 | 0.00 | ND | | 0.00 | 0.00 |
| 4,4'-DDD | 72-54-8 | 0.0033 | 13 | ND | | 0.00 | 0.00 | ND | | 0.00 | 0.00 | ND | | 0.00 | 0.00 | ND | | 0.00 | 0.00 | ND | | 0.00 | 0.00 |
| 4,4'-DDT | 50-29-3 | 0.0033 | 7.9 | ND | | 0.00 | 0.00 | ND | | 0.00 | 0.00 | ND | | 0.00 | 0.00 | ND | | 0.00 | 0.00 | ND | | 0.00 | 0.00 |
| Endosulfan I | 959-98-8 | 2.4 | 24 | ND | | 0.00 | 0.00 | ND | | 0.00 | 0.00 | ND | | 0.00 | 0.00 | ND | | 0.00 | 0.00 | ND | | 0.00 | 0.00 |
| Endosulfan II | 33213-65-9 | 2.4 | 24 | ND | | 0.00 | 0.00 | ND | | 0.00 | 0.00 | ND | | 0.00 | 0.00 | ND | | 0.00 | 0.00 | ND | | 0.00 | 0.00 |
| Endosulfan sulfate | 1031-07-8 | 2.4 | 24 | ND | | 0.00 | 0.00 | ND | | 0.00 | 0.00 | ND | | 0.00 | 0.00 | ND | | 0.00 | 0.00 | ND | | 0.00 | 0.00 |
| Methoxychlor | 72-43-5 | | | ND | | 0.00 | 0.00 | ND | | 0.00 | 0.00 | ND | | 0.00 | 0.00 | ND | | 0.00 | 0.00 | ND | | 0.00 | 0.00 |
| Toxaphene | 8001-35-2 | | | ND | | 0.03 | 0.01 | ND | | 0.04 | 0.01 | ND | | 0.03 | 0.01 | ND | | 0.03 | 0.01 | ND | | 0.03 | 0.01 |
| cis-Chlordane | 5103-71-9 | 0.094 | 4.2 | ND | | 0.00 | 0.00 | ND | | 0.00 | 0.00 | ND | | 0.00 | 0.00 | ND | | 0.00 | 0.00 | ND | | 0.00 | 0.00 |
| trans-Chlordane | 5103-74-2 | | | ND | | 0.00 | 0.00 | ND | | 0.00 | 0.00 | ND | | 0.00 | 0.00 | ND | | 0.00 | 0.00 | ND | | 0.00 | 0.00 |
| Chlordane | 57-74-9 | | | ND | | 0.01 | 0.01 | ND | | 0.02 | 0.01 | ND | | 0.01 | 0.01 | ND | | 0.01 | 0.01 | ND | | 0.01 | 0.01 |
| **POLYCHLORINATED BIPHENYLS BY GC (mg/kg)** | | | | | | | | | | | | | | | | | | | | | | | |
| Aroclor 1016 | 12674-11-2 | 0.1 | 1 | ND | | 0.04 | 0.00 | ND | | 0.04 | 0.00 | ND | | 0.04 | 0.00 | ND | | 0.04 | 0.00 | ND | | 0.03 | 0.00 |
| Aroclor 1221 | 11104-28-2 | 0.1 | 1 | ND | | 0.04 | 0.00 | ND | | 0.04 | 0.00 | ND | | 0.04 | 0.00 | ND | | 0.04 | 0.00 | ND | | 0.03 | 0.00 |

**Table 3.1 - Soil Sample Analytical Results**
**128-158 North Main Street**
**Portchester, New York**
**SESI Project # 12814**

| | | | BORING ID: | SB-6 | | | | SB-7 | | | | SB-8 | | | | SB-9 | | | | SB-10 | | | |
|---|---|---|---|---|---|---|---|---|---|---|---|---|---|---|---|---|---|---|---|---|---|---|---|
| | | | SAMPLE ID: | SB-6 (2.5-3') | | | | SB-7 (2.5-3') | | | | SB-8 (2.5-3') | | | | SB-9 (3-3.5') | | | | SB-10 (5.5-6') | | | |
| | | | LAB ID: | L2160899-04 | | | | L2160899-05 | | | | L2160899-06 | | | | L2160899-07 | | | | L2160899-08 | | | |
| | | | COLLECTION DATE: | 11/4/2021 | | | | 11/4/2021 | | | | 11/4/2021 | | | | 11/4/2021 | | | | 11/4/2021 | | | |
| | | | SAMPLE DEPTH (FT BGS): | 2.5-3 | | | | 2.5-3 | | | | 2.5-3 | | | | 3-3.5 | | | | 5.5-6 | | | |
| | | | SAMPLE MATRIX: | SOIL | | | | SOIL | | | | SOIL | | | | SOIL | | | | SOIL | | | |
| **ANALYTE** | **CAS** | **NYSDEC USCOs** | **NYSDEC RRSCOs** | **Conc** | **Q** | **RL** | **MDL** | **Conc** | **Q** | **RL** | **MDL** | **Conc** | **Q** | **RL** | **MDL** | **Conc** | **Q** | **RL** | **MDL** | **Conc** | **Q** | **RL** | **MDL** |
| Aroclor 1232 | 11141-16-5 | 0.1 | 1 | ND | | 0.04 | 0.01 | ND | | 0.04 | 0.01 | ND | | 0.04 | 0.01 | ND | | 0.04 | 0.01 | ND | | 0.03 | 0.01 |
| Aroclor 1242 | 53469-21-9 | 0.1 | 1 | ND | | 0.04 | 0.00 | ND | | 0.04 | 0.01 | ND | | 0.04 | 0.00 | ND | | 0.04 | 0.01 | ND | | 0.03 | 0.00 |
| Aroclor 1248 | 12672-29-6 | 0.1 | 1 | ND | | 0.04 | 0.01 | ND | | 0.04 | 0.01 | ND | | 0.04 | 0.01 | ND | | 0.04 | 0.01 | ND | | 0.03 | 0.01 |
| Aroclor 1254 | 11097-69-1 | 0.1 | 1 | ND | | 0.04 | 0.00 | ND | | 0.04 | 0.00 | ND | | 0.04 | 0.00 | ND | | 0.04 | 0.00 | ND | | 0.03 | 0.00 |
| Aroclor 1260 | 11096-82-5 | 0.1 | 1 | ND | | 0.04 | 0.01 | ND | | 0.04 | 0.01 | ND | | 0.04 | 0.01 | ND | | 0.04 | 0.01 | ND | | 0.03 | 0.01 |
| Aroclor 1262 | 37324-23-5 | 0.1 | 1 | ND | | 0.04 | 0.00 | ND | | 0.04 | 0.01 | ND | | 0.04 | 0.00 | ND | | 0.04 | 0.00 | ND | | 0.03 | 0.00 |
| Aroclor 1268 | 11100-14-4 | 0.1 | 1 | ND | | 0.04 | 0.00 | ND | | 0.04 | 0.00 | ND | | 0.04 | 0.00 | ND | | 0.04 | 0.00 | ND | | 0.03 | 0.00 |
| PCBs, Total | 1336-36-3 | 0.1 | 1 | ND | | 0.04 | 0.00 | ND | | 0.04 | 0.00 | ND | | 0.04 | 0.00 | ND | | 0.04 | 0.00 | ND | | 0.03 | 0.00 |
| **TOTAL METALS (mg/kg)** | | | | | | | | | | | | | | | | | | | | | | | |
| Aluminum, Total | 7429-90-5 | | | 7510.00 | | 8.68 | 2.34 | 5230.00 | | 9.58 | 2.59 | 2820.00 | | 8.89 | 2.40 | 7010.00 | | 8.76 | 2.36 | 7460.00 | | 7.90 | 2.13 |
| Antimony, Total | 7440-36-0 | | | 0.55 | J | 4.34 | 0.33 | ND | | 4.79 | 0.36 | ND | | 4.45 | 0.34 | ND | | 4.38 | 0.33 | ND | | 3.95 | 0.30 |
| Arsenic, Total | 7440-38-2 | 13 | 16 | 3.94 | | 0.87 | 0.18 | 0.88 | J | 0.96 | 0.20 | 0.44 | J | 0.89 | 0.19 | 0.88 | | 0.88 | 0.18 | 3.78 | | 0.79 | 0.16 |
| Barium, Total | 7440-39-3 | 350 | 400 | 786.00 | | 0.87 | 0.15 | 41.60 | | 0.96 | 0.17 | 17.50 | | 0.89 | 0.16 | 39.60 | | 0.88 | 0.15 | 49.60 | | 0.79 | 0.14 |
| Beryllium, Total | 7440-41-7 | 7.2 | 72 | 0.24 | J | 0.43 | 0.03 | 0.16 | J | 0.48 | 0.03 | 0.08 | J | 0.45 | 0.03 | 0.23 | J | 0.44 | 0.03 | 0.27 | J | 0.40 | 0.03 |
| Cadmium, Total | 7440-43-9 | 2.5 | 4.3 | 2.26 | | 0.87 | 0.09 | 0.27 | J | 0.96 | 0.09 | 0.16 | J | 0.89 | 0.09 | 0.34 | J | 0.88 | 0.09 | 0.55 | J | 0.79 | 0.08 |
| Calcium, Total | 7440-70-2 | | | 18100.00 | | 8.68 | 3.04 | 1620.00 | | 9.58 | 3.35 | 415.00 | | 8.89 | 3.11 | 876.00 | | 8.76 | 3.07 | 666.00 | | 7.90 | 2.76 |
| Chromium, Total | 7440-47-3 | | | 44.50 | | 0.87 | 0.08 | 10.90 | | 0.96 | 0.09 | 5.26 | | 0.89 | 0.09 | 14.80 | | 0.88 | 0.08 | 16.10 | | 0.79 | 0.08 |
| Cobalt, Total | 7440-48-4 | | | 6.80 | | 1.74 | 0.14 | 5.37 | | 1.92 | 0.16 | 2.45 | | 1.78 | 0.15 | 7.82 | | 1.75 | 0.15 | 9.60 | | 1.58 | 0.13 |
| Copper, Total | 7440-50-8 | 50 | 270 | 26.90 | | 0.87 | 0.22 | 12.80 | | 0.96 | 0.25 | 9.24 | | 0.89 | 0.23 | 12.40 | | 0.88 | 0.23 | 19.20 | | 0.79 | 0.20 |
| Iron, Total | 7439-89-6 | | | 13000.00 | | 4.34 | 0.78 | 8330.00 | | 4.79 | 0.87 | 4730.00 | | 4.45 | 0.80 | 10900.00 | | 4.38 | 0.79 | 14000.00 | | 3.95 | 0.71 |
| Lead, Total | 7439-92-1 | 63 | 400 | 1070.00 | | 4.34 | 0.23 | 3.34 | J | 4.79 | 0.26 | 2.19 | J | 4.45 | 0.24 | 4.87 | | 4.38 | 0.24 | 9.21 | | 3.95 | 0.21 |
| Magnesium, Total | 7439-95-4 | | | 4490.00 | | 8.68 | 1.34 | 1730.00 | | 9.58 | 1.48 | 1310.00 | | 8.89 | 1.37 | 3670.00 | | 8.76 | 1.35 | 3410.00 | | 7.90 | 1.22 |
| Manganese, Total | 7439-96-5 | 1600 | 2000 | 194.00 | | 0.87 | 0.14 | 257.00 | | 0.96 | 0.15 | 41.80 | | 0.89 | 0.14 | 146.00 | | 0.88 | 0.14 | 334.00 | | 0.79 | 0.13 |
| Mercury, Total | 7439-97-6 | 0.18 | 0.81 | 0.20 | | 0.07 | 0.05 | ND | | 0.08 | 0.06 | ND | | 0.09 | 0.06 | ND | | 0.09 | 0.06 | ND | | 0.07 | 0.04 |
| Nickel, Total | 7440-02-0 | 30 | 310 | 12.40 | | 2.17 | 0.21 | 12.60 | | 2.40 | 0.23 | 7.33 | | 2.22 | 0.22 | 13.80 | | 2.19 | 0.21 | 19.40 | | 1.98 | 0.19 |
| Potassium, Total | 7440-09-7 | | | 2110.00 | | 217.00 | 12.50 | 1160.00 | | 240.00 | 13.80 | 826.00 | | 222.00 | 12.80 | 2010.00 | | 219.00 | 12.60 | 2030.00 | | 198.00 | 11.40 |
| Selenium, Total | 7782-49-2 | 3.9 | 180 | 1.10 | J | 1.74 | 0.22 | ND | | 1.92 | 0.25 | ND | | 1.78 | 0.23 | 0.27 | J | 1.75 | 0.23 | ND | | 1.58 | 0.20 |
| Silver, Total | 7440-22-4 | 2 | 180 | ND | | 0.87 | 0.25 | ND | | 0.96 | 0.27 | ND | | 0.89 | 0.25 | ND | | 0.88 | 0.25 | ND | | 0.79 | 0.22 |
| Sodium, Total | 7440-23-5 | | | 164.00 | J | 174.00 | 2.73 | 103.00 | J | 192.00 | 3.02 | 47.50 | J | 178.00 | 2.80 | 118.00 | J | 175.00 | 2.76 | 118.00 | J | 158.00 | 2.49 |
| Thallium, Total | 7440-28-0 | | | ND | | 1.74 | 0.27 | ND | | 1.92 | 0.30 | ND | | 1.78 | 0.28 | ND | | 1.75 | 0.28 | ND | | 1.58 | 0.25 |
| Vanadium, Total | 7440-62-2 | | | 18.80 | | 0.87 | 0.18 | 12.70 | | 0.96 | 0.19 | 6.49 | | 0.89 | 0.18 | 21.10 | | 0.88 | 0.18 | 19.60 | | 0.79 | 0.16 |
| Zinc, Total | 7440-66-6 | 109 | 10000 | 1380.00 | | 4.34 | 0.25 | 15.50 | | 4.79 | 0.28 | 15.40 | | 4.45 | 0.26 | 32.80 | | 4.38 | 0.26 | 27.20 | | 3.95 | 0.23 |
| **GENERAL CHEMISTRY** | | | | | | | | | | | | | | | | | | | | | | | |
| Solids, Total | NONE | | | 86.80 | | 0.10 | NA | 78.70 | | 0.10 | NA | 85.00 | | 0.10 | NA | 86.60 | | 0.10 | NA | 96.30 | | 0.10 | NA |
| Cyanide, Total | 57-12-5 | 27 | 27 | ND | | 1.10 | 0.23 | ND | | 1.20 | 0.26 | ND | | 1.20 | 0.25 | ND | | 1.10 | 0.22 | ND | | 0.96 | 0.20 |

**Table 3.1 - Soil Sample Analytical Results**
**128-158 North Main Street**
**Portchester, New York**
**SESI Project # 12814**

| | | | BORING ID: | SB-101 | | | | | | | | SB-102 | | | | SB-103 | | | | SB-104 | | | |
|---|---|---|---|---|---|---|---|---|---|---|---|---|---|---|---|---|---|---|---|---|---|---|---|
| | | | SAMPLE ID: | SB-101 (2.5-3) | | | | SB-101 (2.5-3) | | | | SB-102 (5.5-6) | | | | SB-103 (2.5-3) | | | | SB-104 (2-2.5) | | | |
| | | | LAB ID: | L2224930-01 | | | | L2224930-01 R1 | | | | L2224930-02 | | | | L2224930-03 | | | | L2224930-04 | | | |
| | | | COLLECTION DATE: | 5/11/2022 | | | | 5/11/2022 | | | | 5/11/2022 | | | | 5/11/2022 | | | | 5/11/2022 | | | |
| | | | SAMPLE DEPTH (FT BGS): | 2.5-3 | | | | 2.5-3 | | | | 5.5-6 | | | | 2.5-3 | | | | 2-2.5 | | | |
| | | | SAMPLE MATRIX: | SOIL | | | | SOIL | | | | SOIL | | | | SOIL | | | | SOIL | | | |
| ANALYTE | CAS | NYSDEC USCOs | NYSDEC RRSCOs | Conc | Q | RL | MDL | Conc | Q | RL | MDL | Conc | Q | RL | MDL | Conc | Q | RL | MDL | Conc | Q | RL | MDL |
| **VOLATILE ORGANICS BY EPA 5035 (mg/kg)** | | | | | | | | | | | | | | | | | | | | | | | |
| Methylene chloride | 75-09-2 | 0.05 | 100 | ND | | 0.01 | 0.00 | ND | | 0.01 | 0.00 | ND | | 0.01 | 0.00 | - | | - | - | - | | - | - |
| 1,1-Dichloroethane | 75-34-3 | 0.27 | 26 | ND | | 0.00 | 0.00 | ND | | 0.00 | 0.00 | ND | | 0.00 | 0.00 | - | | - | - | - | | - | - |
| Chloroform | 67-66-3 | 0.37 | 49 | ND | | 0.00 | 0.00 | ND | | 0.00 | 0.00 | ND | | 0.00 | 0.00 | - | | - | - | - | | - | - |
| Carbon tetrachloride | 56-23-5 | 0.76 | 2.4 | ND | | 0.00 | 0.00 | ND | | 0.00 | 0.00 | ND | | 0.00 | 0.00 | - | | - | - | - | | - | - |
| 1,2-Dichloropropane | 78-87-5 | | | ND | | 0.00 | 0.00 | ND | | 0.00 | 0.00 | ND | | 0.00 | 0.00 | - | | - | - | - | | - | - |
| Dibromochloromethane | 124-48-1 | | | ND | | 0.00 | 0.00 | ND | | 0.00 | 0.00 | ND | | 0.00 | 0.00 | - | | - | - | - | | - | - |
| 1,1,2-Trichloroethane | 79-00-5 | | | ND | | 0.00 | 0.00 | ND | | 0.00 | 0.00 | ND | | 0.00 | 0.00 | - | | - | - | - | | - | - |
| Tetrachloroethene | 127-18-4 | 1.3 | 19 | ND | | 0.00 | 0.00 | ND | | 0.00 | 0.00 | ND | | 0.00 | 0.00 | - | | - | - | - | | - | - |
| Chlorobenzene | 108-90-7 | 1.1 | 100 | ND | | 0.00 | 0.00 | ND | | 0.00 | 0.00 | ND | | 0.00 | 0.00 | - | | - | - | - | | - | - |
| Trichlorofluoromethane | 75-69-4 | | | ND | | 0.01 | 0.00 | ND | | 0.01 | 0.00 | ND | | 0.00 | 0.00 | - | | - | - | - | | - | - |
| 1,2-Dichloroethane | 107-06-2 | 0.02 | 3.1 | ND | | 0.00 | 0.00 | ND | | 0.00 | 0.00 | ND | | 0.00 | 0.00 | - | | - | - | - | | - | - |
| 1,1,1-Trichloroethane | 71-55-6 | 0.68 | 100 | ND | | 0.00 | 0.00 | ND | | 0.00 | 0.00 | ND | | 0.00 | 0.00 | - | | - | - | - | | - | - |
| Bromodichloromethane | 75-27-4 | | | ND | | 0.00 | 0.00 | ND | | 0.00 | 0.00 | ND | | 0.00 | 0.00 | - | | - | - | - | | - | - |
| trans-1,3-Dichloropropene | 10061-02-6 | | | ND | | 0.00 | 0.00 | ND | | 0.00 | 0.00 | ND | | 0.00 | 0.00 | - | | - | - | - | | - | - |
| cis-1,3-Dichloropropene | 10061-01-5 | | | ND | | 0.00 | 0.00 | ND | | 0.00 | 0.00 | ND | | 0.00 | 0.00 | - | | - | - | - | | - | - |
| 1,3-Dichloropropene, Total | 542-75-6 | | | ND | | 0.00 | 0.00 | ND | | 0.00 | 0.00 | ND | | 0.00 | 0.00 | - | | - | - | - | | - | - |
| 1,1-Dichloropropene | 563-58-6 | | | ND | | 0.00 | 0.00 | ND | | 0.00 | 0.00 | ND | | 0.00 | 0.00 | - | | - | - | - | | - | - |
| Bromoform | 75-25-2 | | | ND | | 0.01 | 0.00 | ND | | 0.01 | 0.00 | ND | | 0.00 | 0.00 | - | | - | - | - | | - | - |
| 1,1,2,2-Tetrachloroethane | 79-34-5 | | | ND | | 0.00 | 0.00 | ND | | 0.00 | 0.00 | ND | | 0.00 | 0.00 | - | | - | - | - | | - | - |
| Benzene | 71-43-2 | 0.06 | 4.8 | ND | | 0.00 | 0.00 | ND | | 0.00 | 0.00 | ND | | 0.00 | 0.00 | - | | - | - | - | | - | - |
| Toluene | 108-88-3 | 0.7 | 100 | ND | | 0.00 | 0.00 | ND | | 0.00 | 0.00 | ND | | 0.00 | 0.00 | - | | - | - | - | | - | - |
| Ethylbenzene | 100-41-4 | 1 | 41 | ND | | 0.00 | 0.00 | ND | | 0.00 | 0.00 | ND | | 0.00 | 0.00 | - | | - | - | - | | - | - |
| Chloromethane | 74-87-3 | | | ND | | 0.01 | 0.00 | ND | | 0.01 | 0.00 | ND | | 0.00 | 0.00 | - | | - | - | - | | - | - |
| Bromomethane | 74-83-9 | | | ND | | 0.00 | 0.00 | ND | | 0.00 | 0.00 | ND | | 0.00 | 0.00 | - | | - | - | - | | - | - |
| Vinyl chloride | 75-01-4 | 0.02 | 0.9 | ND | | 0.00 | 0.00 | ND | | 0.00 | 0.00 | ND | | 0.00 | 0.00 | - | | - | - | - | | - | - |
| Chloroethane | 75-00-3 | | | ND | | 0.00 | 0.00 | ND | | 0.00 | 0.00 | ND | | 0.00 | 0.00 | - | | - | - | - | | - | - |
| 1,1-Dichloroethene | 75-35-4 | 0.33 | 100 | ND | | 0.00 | 0.00 | ND | | 0.00 | 0.00 | ND | | 0.00 | 0.00 | - | | - | - | - | | - | - |
| trans-1,2-Dichloroethene | 156-60-5 | 0.19 | 100 | ND | | 0.00 | 0.00 | ND | | 0.00 | 0.00 | ND | | 0.00 | 0.00 | - | | - | - | - | | - | - |
| Trichloroethene | 79-01-6 | 0.47 | 21 | ND | | 0.00 | 0.00 | ND | | 0.00 | 0.00 | ND | | 0.00 | 0.00 | - | | - | - | - | | - | - |
| 1,2-Dichlorobenzene | 95-50-1 | 1.1 | 100 | ND | | 0.00 | 0.00 | ND | | 0.00 | 0.00 | ND | | 0.00 | 0.00 | - | | - | - | - | | - | - |
| 1,3-Dichlorobenzene | 541-73-1 | 2.4 | 49 | ND | | 0.00 | 0.00 | ND | | 0.00 | 0.00 | ND | | 0.00 | 0.00 | - | | - | - | - | | - | - |
| 1,4-Dichlorobenzene | 106-46-7 | 1.8 | 13 | ND | | 0.00 | 0.00 | ND | | 0.00 | 0.00 | ND | | 0.00 | 0.00 | - | | - | - | - | | - | - |
| Methyl tert butyl ether | 1634-04-4 | 0.93 | 100 | ND | | 0.00 | 0.00 | ND | | 0.00 | 0.00 | ND | | 0.00 | 0.00 | - | | - | - | - | | - | - |
| p/m-Xylene | 179601-23-1 | | | ND | | 0.00 | 0.00 | ND | | 0.00 | 0.00 | ND | | 0.00 | 0.00 | - | | - | - | - | | - | - |
| o-Xylene | 95-47-6 | | | ND | | 0.00 | 0.00 | ND | | 0.00 | 0.00 | ND | | 0.00 | 0.00 | - | | - | - | - | | - | - |
| Xylenes, Total | 1330-20-7 | 0.26 | 100 | ND | | 0.00 | 0.00 | ND | | 0.00 | 0.00 | ND | | 0.00 | 0.00 | - | | - | - | - | | - | - |
| cis-1,2-Dichloroethene | 156-59-2 | 0.25 | 100 | ND | | 0.00 | 0.00 | ND | | 0.00 | 0.00 | ND | | 0.00 | 0.00 | - | | - | - | - | | - | - |
| 1,2-Dichloroethene, Total | 540-59-0 | | | ND | | 0.00 | 0.00 | ND | | 0.00 | 0.00 | ND | | 0.00 | 0.00 | - | | - | - | - | | - | - |
| Dibromomethane | 74-95-3 | | | ND | | 0.00 | 0.00 | ND | | 0.00 | 0.00 | ND | | 0.00 | 0.00 | - | | - | - | - | | - | - |
| Styrene | 100-42-5 | | | ND | | 0.00 | 0.00 | ND | | 0.00 | 0.00 | ND | | 0.00 | 0.00 | - | | - | - | - | | - | - |
| Dichlorodifluoromethane | 75-71-8 | | | ND | | 0.01 | 0.00 | ND | | 0.01 | 0.00 | ND | | 0.01 | 0.00 | - | | - | - | - | | - | - |
| Acetone | 67-64-1 | 0.05 | 100 | ND | | 0.01 | 0.01 | ND | | 0.01 | 0.01 | ND | | 0.01 | 0.01 | - | | - | - | - | | - | - |
| Carbon disulfide | 75-15-0 | | | ND | | 0.01 | 0.01 | ND | | 0.01 | 0.01 | ND | | 0.01 | 0.01 | - | | - | - | - | | - | - |
| 2-Butanone | 78-93-3 | 0.12 | 100 | ND | | 0.01 | 0.00 | ND | | 0.01 | 0.00 | ND | | 0.01 | 0.00 | - | | - | - | - | | - | - |
| Vinyl acetate | 108-05-4 | | | ND | | 0.01 | 0.00 | ND | | 0.01 | 0.00 | ND | | 0.01 | 0.00 | - | | - | - | - | | - | - |
| 4-Methyl-2-pentanone | 108-10-1 | | | ND | | 0.01 | 0.00 | ND | | 0.01 | 0.00 | ND | | 0.01 | 0.00 | - | | - | - | - | | - | - |
| 1,2,3-Trichloropropane | 96-18-4 | | | ND | | 0.00 | 0.00 | ND | | 0.00 | 0.00 | ND | | 0.00 | 0.00 | - | | - | - | - | | - | - |
| 2-Hexanone | 591-78-6 | | | ND | | 0.01 | 0.00 | ND | | 0.01 | 0.00 | ND | | 0.01 | 0.00 | - | | - | - | - | | - | - |
| Bromochloromethane | 74-97-5 | | | ND | | 0.00 | 0.00 | ND | | 0.00 | 0.00 | ND | | 0.00 | 0.00 | - | | - | - | - | | - | - |
| 2,2-Dichloropropane | 594-20-7 | | | ND | | 0.00 | 0.00 | ND | | 0.00 | 0.00 | ND | | 0.00 | 0.00 | - | | - | - | - | | - | - |
| 1,2-Dibromoethane | 106-93-4 | | | ND | | 0.00 | 0.00 | ND | | 0.00 | 0.00 | ND | | 0.00 | 0.00 | - | | - | - | - | | - | - |
| 1,3-Dichloropropane | 142-28-9 | | | ND | | 0.00 | 0.00 | ND | | 0.00 | 0.00 | ND | | 0.00 | 0.00 | - | | - | - | - | | - | - |
| 1,1,1,2-Tetrachloroethane | 630-20-6 | | | ND | | 0.00 | 0.00 | ND | | 0.00 | 0.00 | ND | | 0.00 | 0.00 | - | | - | - | - | | - | - |
| Bromobenzene | 108-86-1 | | | ND | | 0.00 | 0.00 | ND | | 0.00 | 0.00 | ND | | 0.00 | 0.00 | - | | - | - | - | | - | - |
| n-Butylbenzene | 104-51-8 | 12 | 100 | ND | | 0.00 | 0.00 | ND | | 0.00 | 0.00 | ND | | 0.00 | 0.00 | - | | - | - | - | | - | - |
| sec-Butylbenzene | 135-98-8 | 11 | 100 | ND | | 0.00 | 0.00 | ND | | 0.00 | 0.00 | ND | | 0.00 | 0.00 | - | | - | - | - | | - | - |
| tert-Butylbenzene | 98-06-6 | 5.9 | 100 | ND | | 0.00 | 0.00 | ND | | 0.00 | 0.00 | ND | | 0.00 | 0.00 | - | | - | - | - | | - | - |
| **VOLATILE ORGANICS BY EPA 5035 (mg/kg)** | | | | | | | | | | | | | | | | | | | | | | | |
| o-Chlorotoluene | 95-49-8 | | | ND | | 0.00 | 0.00 | ND | | 0.00 | 0.00 | ND | | 0.00 | 0.00 | - | | - | - | - | | - | - |
| p-Chlorotoluene | 106-43-4 | | | ND | | 0.00 | 0.00 | ND | | 0.00 | 0.00 | ND | | 0.00 | 0.00 | - | | - | - | - | | - | - |
| 1,2-Dibromo-3-chloropropane | 96-12-8 | | | ND | | 0.00 | 0.00 | ND | | 0.00 | 0.00 | ND | | 0.00 | 0.00 | - | | - | - | - | | - | - |
| Hexachlorobutadiene | 87-68-3 | | | ND | | 0.01 | 0.00 | ND | | 0.01 | 0.00 | ND | | 0.00 | 0.00 | - | | - | - | - | | - | - |
| Isopropylbenzene | 98-82-8 | | | ND | | 0.00 | 0.00 | ND | | 0.00 | 0.00 | ND | | 0.00 | 0.00 | - | | - | - | - | | - | - |
| p-Isopropyltoluene | 99-87-6 | | | ND | | 0.00 | 0.00 | ND | | 0.00 | 0.00 | ND | | 0.00 | 0.00 | - | | - | - | - | | - | - |
| Naphthalene | 91-20-3 | 12 | 100 | ND | | 0.01 | 0.00 | ND | | 0.01 | 0.00 | ND | | 0.00 | 0.00 | - | | - | - | - | | - | - |
| Acrylonitrile | 107-13-1 | | | ND | | 0.01 | 0.00 | ND | | 0.01 | 0.00 | ND | | 0.00 | 0.00 | - | | - | - | - | | - | - |

**Table 3.1 - Soil Sample Analytical Results**
**128-158 North Main Street**
**Portchester, New York**
**SESI Project # 12814**

| | | | BORING ID: | SB-101 | | | | | | | | SB-102 | | | | SB-103 | | | | SB-104 | | | |
|---|---|---|---|---|---|---|---|---|---|---|---|---|---|---|---|---|---|---|---|---|---|---|---|
| | | | SAMPLE ID: | SB-101 (2.5-3) | | | | SB-101 (2.5-3) | | | | SB-102 (5.5-6) | | | | SB-103 (2.5-3) | | | | SB-104 (2-2.5) | | | |
| | | | LAB ID: | L2224930-01 | | | | L2224930-01 R1 | | | | L2224930-02 | | | | L2224930-03 | | | | L2224930-04 | | | |
| | | | COLLECTION DATE: | 5/11/2022 | | | | 5/11/2022 | | | | 5/11/2022 | | | | 5/11/2022 | | | | 5/11/2022 | | | |
| | | | SAMPLE DEPTH (FT BGS): | 2.5-3 | | | | 2.5-3 | | | | 5.5-6 | | | | 2.5-3 | | | | 2-2.5 | | | |
| | | | SAMPLE MATRIX: | SOIL | | | | SOIL | | | | SOIL | | | | SOIL | | | | SOIL | | | |
| ANALYTE | CAS | NYSDEC USCOs | NYSDEC RRSCOs | Conc | Q | RL | MDL | Conc | Q | RL | MDL | Conc | Q | RL | MDL | Conc | Q | RL | MDL | Conc | Q | RL | MDL |
| n-Propylbenzene | 103-65-1 | 3.9 | 100 | ND | | 0.00 | 0.00 | ND | | 0.00 | 0.00 | ND | | 0.00 | 0.00 | - | | - | - | - | | - | - |
| 1,2,3-Trichlorobenzene | 87-61-6 | | | ND | | 0.00 | 0.00 | ND | | 0.00 | 0.00 | ND | | 0.00 | 0.00 | - | | - | - | - | | - | - |
| 1,2,4-Trichlorobenzene | 120-82-1 | | | ND | | 0.00 | 0.00 | ND | | 0.00 | 0.00 | ND | | 0.00 | 0.00 | - | | - | - | - | | - | - |
| 1,3,5-Trimethylbenzene | 108-67-8 | 8.4 | 52 | ND | | 0.00 | 0.00 | ND | | 0.00 | 0.00 | ND | | 0.00 | 0.00 | - | | - | - | - | | - | - |
| 1,2,4-Trimethylbenzene | 95-63-6 | 3.6 | 52 | ND | | 0.00 | 0.00 | ND | | 0.00 | 0.00 | ND | | 0.00 | 0.00 | - | | - | - | - | | - | - |
| 1,4-Dioxane | 123-91-1 | 0.1 | 13 | ND | | 0.10 | 0.04 | ND | | 0.11 | 0.05 | ND | | 0.09 | 0.04 | - | | - | - | - | | - | - |
| p-Diethylbenzene | 105-05-5 | | | ND | | 0.00 | 0.00 | ND | | 0.00 | 0.00 | ND | | 0.00 | 0.00 | - | | - | - | - | | - | - |
| p-Ethyltoluene | 622-96-8 | | | ND | | 0.00 | 0.00 | ND | | 0.00 | 0.00 | ND | | 0.00 | 0.00 | - | | - | - | - | | - | - |
| 1,2,4,5-Tetramethylbenzene | 95-93-2 | | | ND | | 0.00 | 0.00 | ND | | 0.00 | 0.00 | ND | | 0.00 | 0.00 | - | | - | - | - | | - | - |
| Ethyl ether | 60-29-7 | | | ND | | 0.00 | 0.00 | ND | | 0.00 | 0.00 | ND | | 0.00 | 0.00 | - | | - | - | - | | - | - |
| trans-1,4-Dichloro-2-butene | 110-57-6 | | | ND | | 0.01 | 0.00 | ND | | 0.01 | 0.00 | ND | | 0.01 | 0.00 | - | | - | - | - | | - | - |
| Total VOCs | | | | - | - | - | - | - | - | - | - | - | - | - | - | - | - | - | - | - | - | - | - |
| **VOLATILE ORGANICS BY EPA 5035-TIC (mg/kg)** | | | | | | | | | | | | | | | | | | | | | | | |
| Unknown Benzene | | | | - | | - | - | - | | - | - | - | | - | - | - | | - | - | - | | - | - |
| Unknown Aromatic | | | | - | | - | - | - | | - | - | - | | - | - | - | | - | - | - | | - | - |
| Unknown Benzene | | | | - | | - | - | - | | - | - | - | | - | - | - | | - | - | - | | - | - |
| Unknown Aromatic | | | | - | | - | - | - | | - | - | - | | - | - | - | | - | - | - | | - | - |
| Unknown | | | | - | | - | - | - | | - | - | - | | - | - | - | | - | - | - | | - | - |
| Unknown Alkane | | | | - | | - | - | - | | - | - | - | | - | - | - | | - | - | - | | - | - |
| Octane | 000111-65-9 | | | - | | - | - | - | | - | - | - | | - | - | - | | - | - | - | | - | - |
| Decane, 3,7-dimethyl- | 017312-54-8 | | | - | | - | - | - | | - | - | - | | - | - | - | | - | - | - | | - | - |
| Undecane, 3-methyl- | 001002-43-3 | | | - | | - | - | - | | - | - | - | | - | - | - | | - | - | - | | - | - |
| Unknown Aromatic | | | | - | | - | - | - | | - | - | - | | - | - | - | | - | - | - | | - | - |
| Unknown Alkane | | | | - | | - | - | - | | - | - | - | | - | - | - | | - | - | - | | - | - |
| Unknown | | | | - | | - | - | - | | - | - | - | | - | - | - | | - | - | - | | - | - |
| No Tentatively Identified Compounds | | | | ND | | 0 | 0 | - | - | - | - | ND | | 0.00 | 0.00 | - | | - | - | - | | - | - |
| Unknown Benzene | | | | - | | - | - | - | | - | - | - | | - | - | - | | - | - | - | | - | - |
| Unknown | | | | - | | - | - | - | | - | - | - | | - | - | - | | - | - | - | | - | - |
| Unknown Alkane | | | | - | | - | - | - | | - | - | - | | - | - | - | | - | - | - | | - | - |
| Unknown | | | | - | | - | - | - | | - | - | - | | - | - | - | | - | - | - | | - | - |
| Unknown Benzene | | | | - | | - | - | - | | - | - | - | | - | - | - | | - | - | - | | - | - |
| Unknown Aromatic | | | | - | | - | - | - | | - | - | - | | - | - | - | | - | - | - | | - | - |
| Unknown | | | | - | | - | - | - | | - | - | - | | - | - | - | | - | - | - | | - | - |
| Unknown Aromatic | | | | - | | - | - | - | | - | - | - | | - | - | - | | - | - | - | | - | - |
| Unknown Naphthalene | | | | - | | - | - | - | | - | - | - | | - | - | - | | - | - | - | | - | - |
| Cyclotrisiloxane, Hexamethyl- | 000541-05-9 | | | 0.01 | NJ | 0.00 | 0.00 | - | | - | - | - | | - | - | - | | - | - | - | | - | - |
| Unknown Aromatic | | | | - | | - | - | - | | - | - | - | | - | - | - | | - | - | - | | - | - |
| Unknown Alkane | | | | - | | - | - | - | | - | - | - | | - | - | - | | - | - | - | | - | - |
| Unknown Alkane | | | | - | | - | - | - | | - | - | - | | - | - | - | | - | - | - | | - | - |
| Unknown Alkane | | | | - | | - | - | - | | - | - | - | | - | - | - | | - | - | - | | - | - |
| Benzene, 1-propenyl- | 000637-50-3 | | | - | | - | - | - | | - | - | - | | - | - | - | | - | - | - | | - | - |
| Unknown Aromatic | | | | - | | - | - | - | | - | - | - | | - | - | - | | - | - | - | | - | - |
| Octane, 2,6-dimethyl- | 002051-30-1 | | | - | | - | - | - | | - | - | - | | - | - | - | | - | - | - | | - | - |
| Total TIC Compounds | | | | 0.01 | J | 0.00 | 0.00 | - | | - | - | - | | - | - | - | | - | - | - | | - | - |
| **PERFLUORINATED ALKYL ACIDS BY ISOTOPE DILUTION (ng/g)** | | | | | | | | | | | | | | | | | | | | | | | |
| Perfluorobutanoic Acid (PFBA) | 375-22-4 | | | - | - | - | - | - | - | - | - | - | - | - | - | - | - | - | - | - | - | - | - |
| Perfluoropentanoic Acid (PFPeA) | 2706-90-3 | | | - | - | - | - | - | - | - | - | - | - | - | - | - | - | - | - | - | - | - | - |
| Perfluorobutanesulfonic Acid (PFBS) | 375-73-5 | | | - | - | - | - | - | - | - | - | - | - | - | - | - | - | - | - | - | - | - | - |
| Perfluorohexanoic Acid (PFHxA) | 307-24-4 | | | - | - | - | - | - | - | - | - | - | - | - | - | - | - | - | - | - | - | - | - |
| Perfluoroheptanoic Acid (PFHpA) | 375-85-9 | | | - | - | - | - | - | - | - | - | - | - | - | - | - | - | - | - | - | - | - | - |
| Perfluorohexanesulfonic Acid (PFHxS) | 355-46-4 | | | - | - | - | - | - | - | - | - | - | - | - | - | - | - | - | - | - | - | - | - |
| Perfluorooctanoic Acid (PFOA) | 335-67-1 | 0.00066 | 0.033 | - | - | - | - | - | - | - | - | - | - | - | - | - | - | - | - | - | - | - | - |
| 1H,1H,2H,2H-Perfluorooctanesulfonic Acid (6:2FTS) | 27619-97-2 | | | - | - | - | - | - | - | - | - | - | - | - | - | - | - | - | - | - | - | - | - |
| Perfluoroheptanesulfonic Acid (PFHpS) | 375-92-8 | | | - | - | - | - | - | - | - | - | - | - | - | - | - | - | - | - | - | - | - | - |
| Perfluorononanoic Acid (PFNA) | 375-95-1 | | | - | - | - | - | - | - | - | - | - | - | - | - | - | - | - | - | - | - | - | - |
| Perfluorooctanesulfonic Acid (PFOS) | 1763-23-1 | 0.00088 | 0.044 | - | - | - | - | - | - | - | - | - | - | - | - | - | - | - | - | - | - | - | - |
| Perfluorodecanoic Acid (PFDA) | 335-76-2 | | | - | - | - | - | - | - | - | - | - | - | - | - | - | - | - | - | - | - | - | - |
| 1H,1H,2H,2H-Perfluorodecanesulfonic Acid (8:2FTS) | 39108-34-4 | | | - | - | - | - | - | - | - | - | - | - | - | - | - | - | - | - | - | - | - | - |
| N-Methyl Perfluorooctanesulfonamidoacetic Acid (NMeFOSAA) | 2355-31-9 | | | - | - | - | - | - | - | - | - | - | - | - | - | - | - | - | - | - | - | - | - |
| Perfluoroundecanoic Acid (PFUnA) | 2058-94-8 | | | - | - | - | - | - | - | - | - | - | - | - | - | - | - | - | - | - | - | - | - |
| Perfluorodecanesulfonic Acid (PFDS) | 335-77-3 | | | - | - | - | - | - | - | - | - | - | - | - | - | - | - | - | - | - | - | - | - |
| Perfluorooctanesulfonamide (FOSA) | 754-91-6 | | | - | - | - | - | - | - | - | - | - | - | - | - | - | - | - | - | - | - | - | - |
| N-Ethyl Perfluorooctanesulfonamidoacetic Acid (NEtFOSAA) | 2991-50-6 | | | - | - | - | - | - | - | - | - | - | - | - | - | - | - | - | - | - | - | - | - |
| Perfluorododecanoic Acid (PFDoA) | 307-55-1 | | | - | - | - | - | - | - | - | - | - | - | - | - | - | - | - | - | - | - | - | - |
| Perfluorotridecanoic Acid (PFTrDA) | 72629-94-8 | | | - | - | - | - | - | - | - | - | - | - | - | - | - | - | - | - | - | - | - | - |
| Perfluorotetradecanoic Acid (PFTA) | 376-06-7 | | | - | - | - | - | - | - | - | - | - | - | - | - | - | - | - | - | - | - | - | - |
| PFOA/PFOS, Total | | | | - | - | - | - | - | - | - | - | - | - | - | - | - | - | - | - | - | - | - | - |

**Table 3.1 - Soil Sample Analytical Results**
**128-158 North Main Street**
**Portchester, New York**
**SESI Project # 12814**

| | | | BORING ID: | SB-101 | | | | | | | | SB-102 | | | | SB-103 | | | | SB-104 | | | |
|---|---|---|---|---|---|---|---|---|---|---|---|---|---|---|---|---|---|---|---|---|---|---|---|
| | | | SAMPLE ID: | SB-101 (2.5-3) | | | | SB-101 (2.5-3) | | | | SB-102 (5.5-6) | | | | SB-103 (2.5-3) | | | | SB-104 (2-2.5) | | | |
| | | | LAB ID: | L2224930-01 | | | | L2224930-01 R1 | | | | L2224930-02 | | | | L2224930-03 | | | | L2224930-04 | | | |
| | | | COLLECTION DATE: | 5/11/2022 | | | | 5/11/2022 | | | | 5/11/2022 | | | | 5/11/2022 | | | | 5/11/2022 | | | |
| | | | SAMPLE DEPTH (FT BGS): | 2.5-3 | | | | 2.5-3 | | | | 5.5-6 | | | | 2.5-3 | | | | 2-2.5 | | | |
| | | | SAMPLE MATRIX: | SOIL | | | | SOIL | | | | SOIL | | | | SOIL | | | | SOIL | | | |
| ANALYTE | CAS | NYSDEC USCOs | NYSDEC RRSCOs | Conc | Q | RL | MDL | Conc | Q | RL | MDL | Conc | Q | RL | MDL | Conc | Q | RL | MDL | Conc | Q | RL | MDL |
| **SEMIVOLATILE ORGANICS BY GC/MS (mg/kg)** | | | | | | | | | | | | | | | | | | | | | | | |
| Acenaphthene | 83-32-9 | 20 | 100 | 0.05 | J | 0.16 | 0.02 | - | | - | - | ND | | 0.14 | 0.02 | ND | | 0.17 | 0.02 | 2.5 | | 1.6 | 0.2 |
| 1,2,4-Trichlorobenzene | 120-82-1 | | | - | | - | - | - | | - | - | - | | - | - | - | | - | - | - | | - | - |
| Hexachlorobenzene | 118-74-1 | 0.33 | 1.2 | - | | - | - | - | | - | - | - | | - | - | - | | - | - | - | | - | - |
| Bis(2-chloroethyl)ether | 111-44-4 | | | - | | - | - | - | | - | - | - | | - | - | - | | - | - | - | | - | - |
| 2-Chloronaphthalene | 91-58-7 | | | ND | | 0.21 | 0.02 | - | | - | - | ND | | 0.17 | 0.02 | ND | | 0.21 | 0.02 | ND | | 2 | 0.2 |
| 1,2-Dichlorobenzene | 95-50-1 | 1.1 | 100 | - | | - | - | - | | - | - | - | | - | - | - | | - | - | - | | - | - |
| 1,3-Dichlorobenzene | 541-73-1 | 2.4 | 49 | - | | - | - | - | | - | - | - | | - | - | - | | - | - | - | | - | - |
| 1,4-Dichlorobenzene | 106-46-7 | 1.8 | 13 | - | | - | - | - | | - | - | - | | - | - | - | | - | - | - | | - | - |
| 3,3'-Dichlorobenzidine | 91-94-1 | | | - | | - | - | - | | - | - | - | | - | - | - | | - | - | - | | - | - |
| 2,4-Dinitrotoluene | 121-14-2 | | | - | | - | - | - | | - | - | - | | - | - | - | | - | - | - | | - | - |
| 2,6-Dinitrotoluene | 606-20-2 | | | - | | - | - | - | | - | - | - | | - | - | - | | - | - | - | | - | - |
| Fluoranthene | 206-44-0 | 100 | 100 | 0.51 | | 0.12 | 0.02 | - | | - | - | ND | | 0.10 | 0.02 | 0.10 | J | 0.12 | 0.02 | 24 | | 1.2 | 0.23 |
| 4-Chlorophenyl phenyl ether | 7005-72-3 | | | - | | - | - | - | | - | - | - | | - | - | - | | - | - | - | | - | - |
| 4-Bromophenyl phenyl ether | 101-55-3 | | | - | | - | - | - | | - | - | - | | - | - | - | | - | - | - | | - | - |
| Bis(2-chloroisopropyl)ether | 108-60-1 | | | - | | - | - | - | | - | - | - | | - | - | - | | - | - | - | | - | - |
| Bis(2-chloroethoxy)methane | 111-91-1 | | | - | | - | - | - | | - | - | - | | - | - | - | | - | - | - | | - | - |
| Hexachlorobutadiene | 87-68-3 | | | - | | - | - | - | | - | - | - | | - | - | - | | - | - | - | | - | - |
| Hexachlorocyclopentadiene | 77-47-4 | | | - | | - | - | - | | - | - | - | | - | - | - | | - | - | - | | - | - |
| Hexachloroethane | 67-72-1 | | | - | | - | - | - | | - | - | - | | - | - | - | | - | - | - | | - | - |
| Isophorone | 78-59-1 | | | - | | - | - | - | | - | - | - | | - | - | - | | - | - | - | | - | - |
| Naphthalene | 91-20-3 | 12 | 100 | ND | | 0.21 | 0.03 | - | | - | - | ND | | 0.17 | 0.02 | ND | | 0.21 | 0.03 | 0.82 | J | 2 | 0.24 |
| Nitrobenzene | 98-95-3 | | | - | | - | - | - | | - | - | - | | - | - | - | | - | - | - | | - | - |
| NDPA/DPA | 86-30-6 | | | - | | - | - | - | | - | - | - | | - | - | - | | - | - | - | | - | - |
| n-Nitrosodi-n-propylamine | 621-64-7 | | | - | | - | - | - | | - | - | - | | - | - | - | | - | - | - | | - | - |
| Bis(2-ethylhexyl)phthalate | 117-81-7 | | | - | | - | - | - | | - | - | - | | - | - | - | | - | - | - | | - | - |
| Butyl benzyl phthalate | 85-68-7 | | | - | | - | - | - | | - | - | - | | - | - | - | | - | - | - | | - | - |
| Di-n-butylphthalate | 84-74-2 | | | - | | - | - | - | | - | - | - | | - | - | - | | - | - | - | | - | - |
| Di-n-octylphthalate | 117-84-0 | | | - | | - | - | - | | - | - | - | | - | - | - | | - | - | - | | - | - |
| Diethyl phthalate | 84-66-2 | | | - | | - | - | - | | - | - | - | | - | - | - | | - | - | - | | - | - |
| Dimethyl phthalate | 131-11-3 | | | - | | - | - | - | | - | - | - | | - | - | - | | - | - | - | | - | - |
| Benzo(a)anthracene | 56-55-3 | 1 | 1 | 0.24 | | 0.12 | 0.02 | - | | - | - | ND | | 0.10 | 0.02 | 0.06 | J | 0.12 | 0.02 | 9 | | 1.2 | 0.22 |
| Benzo(a)pyrene | 50-32-8 | 1 | 1 | 0.28 | | 0.16 | 0.05 | - | | - | - | ND | | 0.14 | 0.04 | 0.08 | J | 0.17 | 0.05 | 9.1 | | 1.6 | 0.48 |
| Benzo(b)fluoranthene | 205-99-2 | 1 | 1 | 0.36 | | 0.12 | 0.04 | - | | - | - | ND | | 0.10 | 0.03 | 0.09 | J | 0.12 | 0.04 | 9.2 | | 1.2 | 0.33 |
| Benzo(k)fluoranthene | 207-08-9 | 0.8 | 3.9 | 0.11 | J | 0.12 | 0.03 | - | | - | - | ND | | 0.10 | 0.03 | ND | | 0.12 | 0.03 | 3.3 | | 1.2 | 0.32 |
| Chrysene | 218-01-9 | 1 | 3.9 | 0.22 | | 0.12 | 0.02 | - | | - | - | ND | | 0.10 | 0.02 | 0.07 | J | 0.12 | 0.02 | 8.4 | | 1.2 | 0.2 |
| Acenaphthylene | 208-96-8 | 100 | 100 | ND | | 0.16 | 0.03 | - | | - | - | ND | | 0.14 | 0.03 | ND | | 0.17 | 0.03 | ND | | 1.6 | 0.3 |
| Anthracene | 120-12-7 | 100 | 100 | 0.08 | J | 0.12 | 0.04 | - | | - | - | ND | | 0.10 | 0.03 | ND | | 0.12 | 0.04 | 6.2 | | 1.2 | 0.38 |
| Benzo(ghi)perylene | 191-24-2 | 100 | 100 | 0.15 | J | 0.16 | 0.02 | - | | - | - | ND | | 0.14 | 0.02 | 0.05 | J | 0.17 | 0.02 | 5 | | 1.6 | 0.23 |
| Fluorene | 86-73-7 | 30 | 100 | 0.04 | J | 0.21 | 0.02 | - | | - | - | ND | | 0.17 | 0.02 | ND | | 0.21 | 0.02 | 2.7 | | 2 | 0.19 |
| Phenanthrene | 85-01-8 | 100 | 100 | 0.32 | | 0.12 | 0.03 | - | | - | - | ND | | 0.10 | 0.02 | 0.04 | J | 0.12 | 0.03 | 25 | | 1.2 | 0.24 |
| Dibenzo(a,h)anthracene | 53-70-3 | 0.33 | 0.33 | 0.04 | J | 0.12 | 0.02 | - | | - | - | ND | | 0.10 | 0.02 | ND | | 0.12 | 0.02 | 1.1 | J | 1.2 | 0.23 |
| Indeno(1,2,3-cd)pyrene | 193-39-5 | 0.5 | 0.5 | 0.19 | | 0.16 | 0.03 | - | | - | - | ND | | 0.14 | 0.02 | 0.06 | J | 0.17 | 0.03 | 5.7 | | 1.6 | 0.27 |
| Pyrene | 129-00-0 | 100 | 100 | 0.41 | | 0.12 | 0.02 | - | | - | - | ND | | 0.10 | 0.02 | 0.10 | J | 0.12 | 0.02 | 22 | | 1.2 | 0.2 |
| Biphenyl | 92-52-4 | | | - | | - | - | - | | - | - | - | | - | - | - | | - | - | - | | - | - |
| 4-Chloroaniline | 106-47-8 | | | - | | - | - | - | | - | - | - | | - | - | - | | - | - | - | | - | - |
| 2-Nitroaniline | 88-74-4 | | | - | | - | - | - | | - | - | - | | - | - | - | | - | - | - | | - | - |
| 3-Nitroaniline | 99-09-2 | | | - | | - | - | - | | - | - | - | | - | - | - | | - | - | - | | - | - |
| 4-Nitroaniline | 100-01-6 | | | - | | - | - | - | | - | - | - | | - | - | - | | - | - | - | | - | - |
| Dibenzofuran | 132-64-9 | 7 | 59 | - | | - | - | - | | - | - | - | | - | - | - | | - | - | - | | - | - |
| 2-Methylnaphthalene | 91-57-6 | | | ND | | 0.25 | 0.03 | - | | - | - | ND | | 0.21 | 0.02 | ND | | 0.25 | 0.03 | 0.91 | J | 2.4 | 0.24 |
| 1,2,4,5-Tetrachlorobenzene | 95-94-3 | | | - | | - | - | - | | - | - | - | | - | - | - | | - | - | - | | - | - |
| Acetophenone | 98-86-2 | | | - | | - | - | - | | - | - | - | | - | - | - | | - | - | - | | - | - |
| 2,4,6-Trichlorophenol | 88-06-2 | | | - | | - | - | - | | - | - | - | | - | - | - | | - | - | - | | - | - |
| p-Chloro-m-cresol | 59-50-7 | | | - | | - | - | - | | - | - | - | | - | - | - | | - | - | - | | - | - |
| 2-Chlorophenol | 95-57-8 | | | - | | - | - | - | | - | - | - | | - | - | - | | - | - | - | | - | - |
| 2,4-Dichlorophenol | 120-83-2 | | | - | | - | - | - | | - | - | - | | - | - | - | | - | - | - | | - | - |
| 2,4-Dimethylphenol | 105-67-9 | | | - | | - | - | - | | - | - | - | | - | - | - | | - | - | - | | - | - |
| **SEMIVOLATILE ORGANICS BY GC/MS (mg/kg)** | | | | | | | | | | | | | | | | | | | | | | | |
| 2-Nitrophenol | 88-75-5 | | | - | | - | - | - | | - | - | - | | - | - | - | | - | - | - | | - | - |
| 4-Nitrophenol | 100-02-7 | | | - | | - | - | - | | - | - | - | | - | - | - | | - | - | - | | - | - |
| 2,4-Dinitrophenol | 51-28-5 | | | - | | - | - | - | | - | - | - | | - | - | - | | - | - | - | | - | - |
| 4,6-Dinitro-o-cresol | 534-52-1 | | | - | | - | - | - | | - | - | - | | - | - | - | | - | - | - | | - | - |
| Pentachlorophenol | 87-86-5 | 0.8 | 6.7 | - | | - | - | - | | - | - | - | | - | - | - | | - | - | - | | - | - |
| Phenol | 108-95-2 | 0.33 | 100 | - | | - | - | - | | - | - | - | | - | - | - | | - | - | - | | - | - |
| 2-Methylphenol | 95-48-7 | 0.33 | 100 | - | | - | - | - | | - | - | - | | - | - | - | | - | - | - | | - | - |
| 3-Methylphenol/4-Methylphenol | 108-39-4/106-44-5 | 0.33 | 100 | - | | - | - | - | | - | - | - | | - | - | - | | - | - | - | | - | - |

**Table 3.1 - Soil Sample Analytical Results**
**128-158 North Main Street**
**Portchester, New York**
**SESI Project # 12814**

| | | | BORING ID: | SB-101 | | | | | | | | SB-102 | | | | SB-103 | | | | SB-104 | | | |
|---|---|---|---|---|---|---|---|---|---|---|---|---|---|---|---|---|---|---|---|---|---|---|---|
| | | | SAMPLE ID: | SB-101 (2.5-3) | | | | SB-101 (2.5-3) | | | | SB-102 (5.5-6) | | | | SB-103 (2.5-3) | | | | SB-104 (2-2.5) | | | |
| | | | LAB ID: | L2224930-01 | | | | L2224930-01 R1 | | | | L2224930-02 | | | | L2224930-03 | | | | L2224930-04 | | | |
| | | | COLLECTION DATE: | 5/11/2022 | | | | 5/11/2022 | | | | 5/11/2022 | | | | 5/11/2022 | | | | 5/11/2022 | | | |
| | | | SAMPLE DEPTH (FT BGS): | 2.5-3 | | | | 2.5-3 | | | | 5.5-6 | | | | 2.5-3 | | | | 2-2.5 | | | |
| | | | SAMPLE MATRIX: | SOIL | | | | SOIL | | | | SOIL | | | | SOIL | | | | SOIL | | | |
| **ANALYTE** | **CAS** | **NYSDEC USCOs** | **NYSDEC RRSCOs** | **Conc** | **Q** | **RL** | **MDL** | **Conc** | **Q** | **RL** | **MDL** | **Conc** | **Q** | **RL** | **MDL** | **Conc** | **Q** | **RL** | **MDL** | **Conc** | **Q** | **RL** | **MDL** |
| 2,4,5-Trichlorophenol | 95-95-4 | | | - | | - | - | - | | - | - | - | | - | - | - | | - | - | - | | - | - |
| Benzoic Acid | 65-85-0 | | | - | | - | - | - | | - | - | - | | - | - | - | | - | - | - | | - | - |
| Benzyl Alcohol | 100-51-6 | | | - | | - | - | - | | - | - | - | | - | - | - | | - | - | - | | - | - |
| Carbazole | 86-74-8 | | | - | | - | - | - | | - | - | - | | - | - | - | | - | - | - | | - | - |
| 1,4-Dioxane | 123-91-1 | 0.1 | 13 | - | | - | - | - | | - | - | - | | - | - | - | | - | - | - | | - | - |
| Total SVOCs | | | | 3.00 | - | - | - | - | - | - | - | - | - | - | - | 0.65 | - | - | - | 134.93 | - | - | - |
| **SEMIVOLATILE ORGANICS BY GC/MS-TIC (mg/kg)** | | | | | | | | | | | | | | | | | | | | | | | |
| Unknown | | | | - | | - | - | - | | - | - | - | | - | - | - | | - | - | - | | - | - |
| Unknown | | | | - | - | - | - | - | - | - | - | - | - | - | - | - | - | - | - | - | - | - | - |
| Unknown Naphthalene | | | | - | - | - | - | - | - | - | - | - | - | - | - | - | - | - | - | - | - | - | - |
| Unknown | | | | - | | - | - | - | | - | - | - | | - | - | - | | - | - | - | | - | - |
| Unknown | | | | - | - | - | - | - | - | - | - | - | - | - | - | - | - | - | - | - | - | - | - |
| Cyclic Octaatomic Sulfur | 010544-50-0 | | | - | - | - | - | - | - | - | - | - | - | - | - | - | - | - | - | - | - | - | - |
| Unknown Naphthalene | | | | - | | - | - | - | | - | - | - | | - | - | - | | - | - | - | | - | - |
| Unknown Organic Acid | | | | - | - | - | - | - | - | - | - | - | - | - | - | - | - | - | - | - | - | - | - |
| Unknown Cycloalkane | | | | - | - | - | - | - | - | - | - | - | - | - | - | - | - | - | - | - | - | - | - |
| Unknown Thiophene | | | | - | | - | - | - | | - | - | - | | - | - | - | | - | - | - | | - | - |
| Unknown | | | | - | | - | - | - | | - | - | - | | - | - | - | | - | - | - | | - | - |
| Unknown Alkane | | | | - | | - | - | - | | - | - | - | | - | - | - | | - | - | - | | - | - |
| Unknown Naphthalene | | | | - | | - | - | - | | - | - | - | | - | - | - | | - | - | - | | - | - |
| Unknown | | | | - | | - | - | - | | - | - | - | | - | - | - | | - | - | - | | - | - |
| Unknown Alkane | | | | - | | - | - | - | | - | - | - | | - | - | - | | - | - | - | | - | - |
| Unknown Naphthalene | | | | - | | - | - | - | | - | - | - | | - | - | - | | - | - | - | | - | - |
| Unknown Thiophene | | | | - | | - | - | - | | - | - | - | | - | - | - | | - | - | - | | - | - |
| Unknown | | | | - | | - | - | - | | - | - | - | | - | - | - | | - | - | - | | - | - |
| No Tentatively Identified Compounds | | | | - | | - | - | - | | - | - | - | | - | - | - | | - | - | - | | - | - |
| Unknown | | | | - | | - | - | - | | - | - | - | | - | - | - | | - | - | - | | - | - |
| Unknown | | | | - | | - | - | - | | - | - | - | | - | - | - | | - | - | - | | - | - |
| Unknown Alkane | | | | - | | - | - | - | | - | - | - | | - | - | - | | - | - | - | | - | - |
| Unknown | | | | - | | - | - | - | | - | - | - | | - | - | - | | - | - | - | | - | - |
| Unknown PAH | | | | - | | - | - | - | | - | - | - | | - | - | - | | - | - | - | | - | - |
| Unknown Thiophene | | | | - | | - | - | - | | - | - | - | | - | - | - | | - | - | - | | - | - |
| Unknown Alkane | | | | - | | - | - | - | | - | - | - | | - | - | - | | - | - | - | | - | - |
| Unknown Alkane | | | | - | | - | - | - | | - | - | - | | - | - | - | | - | - | - | | - | - |
| Unknown Alkane | | | | - | | - | - | - | | - | - | - | | - | - | - | | - | - | - | | - | - |
| Unknown Naphthalene | | | | - | | - | - | - | | - | - | - | | - | - | - | | - | - | - | | - | - |
| Unknown Alkane | | | | - | | - | - | - | | - | - | - | | - | - | - | | - | - | - | | - | - |
| Sulfur | 013798-23-7 | | | - | - | - | - | - | - | - | - | - | - | - | - | - | - | - | - | - | - | - | - |
| Unknown | | | | - | | - | - | - | | - | - | - | | - | - | - | | - | - | - | | - | - |
| Total TIC Compounds | | | | - | | - | - | - | | - | - | - | | - | - | - | | - | - | - | | - | - |
| **ORGANOCHLORINE PESTICIDES BY GC (mg/kg)** | | | | | | | | | | | | | | | | | | | | | | | |
| Delta-BHC | 319-86-8 | 0.04 | 100 | - | | - | - | - | | - | - | - | | - | - | - | | - | - | - | | - | - |
| Lindane | 58-89-9 | 0.1 | 1.3 | - | | - | - | - | | - | - | - | | - | - | - | | - | - | - | | - | - |
| Alpha-BHC | 319-84-6 | 0.02 | 0.48 | - | | - | - | - | | - | - | - | | - | - | - | | - | - | - | | - | - |
| Beta-BHC | 319-85-7 | 0.036 | 0.36 | - | | - | - | - | | - | - | - | | - | - | - | | - | - | - | | - | - |
| Heptachlor | 76-44-8 | 0.042 | 2.1 | - | | - | - | - | | - | - | - | | - | - | - | | - | - | - | | - | - |
| Aldrin | 309-00-2 | 0.005 | 0.097 | - | | - | - | - | | - | - | - | | - | - | - | | - | - | - | | - | - |
| Heptachlor epoxide | 1024-57-3 | | | - | | - | - | - | | - | - | - | | - | - | - | | - | - | - | | - | - |
| Endrin | 72-20-8 | 0.014 | 11 | - | | - | - | - | | - | - | - | | - | - | - | | - | - | - | | - | - |
| Endrin aldehyde | 7421-93-4 | | | - | | - | - | - | | - | - | - | | - | - | - | | - | - | - | | - | - |
| Endrin ketone | 53494-70-5 | | | - | | - | - | - | | - | - | - | | - | - | - | | - | - | - | | - | - |
| Dieldrin | 60-57-1 | 0.005 | 0.2 | - | | - | - | - | | - | - | - | | - | - | - | | - | - | - | | - | - |
| 4,4'-DDE | 72-55-9 | 0.0033 | 8.9 | - | | - | - | - | | - | - | - | | - | - | - | | - | - | - | | - | - |
| 4,4'-DDD | 72-54-8 | 0.0033 | 13 | - | | - | - | - | | - | - | - | | - | - | - | | - | - | - | | - | - |
| 4,4'-DDT | 50-29-3 | 0.0033 | 7.9 | - | | - | - | - | | - | - | - | | - | - | - | | - | - | - | | - | - |
| Endosulfan I | 959-98-8 | 2.4 | 24 | - | | - | - | - | | - | - | - | | - | - | - | | - | - | - | | - | - |
| Endosulfan II | 33213-65-9 | 2.4 | 24 | - | | - | - | - | | - | - | - | | - | - | - | | - | - | - | | - | - |
| Endosulfan sulfate | 1031-07-8 | 2.4 | 24 | - | | - | - | - | | - | - | - | | - | - | - | | - | - | - | | - | - |
| Methoxychlor | 72-43-5 | | | - | | - | - | - | | - | - | - | | - | - | - | | - | - | - | | - | - |
| Toxaphene | 8001-35-2 | | | - | | - | - | - | | - | - | - | | - | - | - | | - | - | - | | - | - |
| cis-Chlordane | 5103-71-9 | 0.094 | 4.2 | - | | - | - | - | | - | - | - | | - | - | - | | - | - | - | | - | - |
| trans-Chlordane | 5103-74-2 | | | - | | - | - | - | | - | - | - | | - | - | - | | - | - | - | | - | - |
| Chlordane | 57-74-9 | | | - | | - | - | - | | - | - | - | | - | - | - | | - | - | - | | - | - |
| **POLYCHLORINATED BIPHENYLS BY GC (mg/kg)** | | | | | | | | | | | | | | | | | | | | | | | |
| Aroclor 1016 | 12674-11-2 | 0.1 | 1 | - | | - | - | - | | - | - | - | | - | - | - | | - | - | - | | - | - |
| Aroclor 1221 | 11104-28-2 | 0.1 | 1 | - | | - | - | - | | - | - | - | | - | - | - | | - | - | - | | - | - |

**Table 3.1 - Soil Sample Analytical Results**
**128-158 North Main Street**
**Portchester, New York**
**SESI Project # 12814**

| | | | BORING ID: | SB-101 | | | | | | | | SB-102 | | | | SB-103 | | | | SB-104 | | | |
|---|---|---|---|---|---|---|---|---|---|---|---|---|---|---|---|---|---|---|---|---|---|---|---|
| | | | SAMPLE ID: | SB-101 (2.5-3) | | | | SB-101 (2.5-3) | | | | SB-102 (5.5-6) | | | | SB-103 (2.5-3) | | | | SB-104 (2-2.5) | | | |
| | | | LAB ID: | L2224930-01 | | | | L2224930-01 R1 | | | | L2224930-02 | | | | L2224930-03 | | | | L2224930-04 | | | |
| | | | COLLECTION DATE: | 5/11/2022 | | | | 5/11/2022 | | | | 5/11/2022 | | | | 5/11/2022 | | | | 5/11/2022 | | | |
| | | | SAMPLE DEPTH (FT BGS): | 2.5-3 | | | | 2.5-3 | | | | 5.5-6 | | | | 2.5-3 | | | | 2-2.5 | | | |
| | | | SAMPLE MATRIX: | SOIL | | | | SOIL | | | | SOIL | | | | SOIL | | | | SOIL | | | |
| **ANALYTE** | **CAS** | **NYSDEC USCOs** | **NYSDEC RRSCOs** | **Conc** | **Q** | **RL** | **MDL** | **Conc** | **Q** | **RL** | **MDL** | **Conc** | **Q** | **RL** | **MDL** | **Conc** | **Q** | **RL** | **MDL** | **Conc** | **Q** | **RL** | **MDL** |
| Aroclor 1232 | 11141-16-5 | 0.1 | 1 | - | | - | - | - | | - | - | - | | - | - | - | | - | - | - | | - | - |
| Aroclor 1242 | 53469-21-9 | 0.1 | 1 | - | | - | - | - | | - | - | - | | - | - | - | | - | - | - | | - | - |
| Aroclor 1248 | 12672-29-6 | 0.1 | 1 | - | | - | - | - | | - | - | - | | - | - | - | | - | - | - | | - | - |
| Aroclor 1254 | 11097-69-1 | 0.1 | 1 | - | | - | - | - | | - | - | - | | - | - | - | | - | - | - | | - | - |
| Aroclor 1260 | 11096-82-5 | 0.1 | 1 | - | | - | - | - | | - | - | - | | - | - | - | | - | - | - | | - | - |
| Aroclor 1262 | 37324-23-5 | 0.1 | 1 | - | | - | - | - | | - | - | - | | - | - | - | | - | - | - | | - | - |
| Aroclor 1268 | 11100-14-4 | 0.1 | 1 | - | | - | - | - | | - | - | - | | - | - | - | | - | - | - | | - | - |
| PCBs, Total | 1336-36-3 | 0.1 | 1 | - | | - | - | - | | - | - | - | | - | - | - | | - | - | - | | - | - |
| **TOTAL METALS (mg/kg)** | | | | | | | | | | | | | | | | | | | | | | | |
| Aluminum, Total | 7429-90-5 | | | 13800.00 | | 9.71 | 2.62 | - | | - | - | 4330.00 | | 7.99 | 2.16 | 14700.00 | | 9.82 | 2.65 | 9520.00 | | 9.18 | 2.48 |
| Antimony, Total | 7440-36-0 | | | 0.53 | J | 4.86 | 0.37 | - | | - | - | ND | | 4.00 | 0.30 | 0.38 | J | 4.91 | 0.37 | 1.28 | J | 4.59 | 0.35 |
| Arsenic, Total | 7440-38-2 | 13 | 16 | 5.42 | | 0.97 | 0.20 | - | | - | - | 0.67 | J | 0.80 | 0.17 | 5.10 | | 0.98 | 0.20 | 4.76 | | 0.92 | 0.19 |
| Barium, Total | 7440-39-3 | 350 | 400 | 102.00 | | 0.97 | 0.17 | - | | - | - | 19.80 | | 0.80 | 0.14 | 125.00 | | 0.98 | 0.17 | 126.00 | | 0.92 | 0.16 |
| Beryllium, Total | 7440-41-7 | 7.2 | 72 | 0.64 | | 0.49 | 0.03 | - | | - | - | 0.14 | J | 0.40 | 0.03 | 0.65 | | 0.49 | 0.03 | 0.48 | | 0.46 | 0.03 |
| Cadmium, Total | 7440-43-9 | 2.5 | 4.3 | 0.32 | J | 0.97 | 0.10 | - | | - | - | 0.14 | J | 0.80 | 0.08 | 0.45 | J | 0.98 | 0.10 | 0.71 | J | 0.92 | 0.09 |
| Calcium, Total | 7440-70-2 | | | 2320.00 | | 9.71 | 3.40 | - | | - | - | 555.00 | | 7.99 | 2.80 | 2980.00 | | 9.82 | 3.44 | 3500.00 | | 9.18 | 3.21 |
| Chromium, Total | 7440-47-3 | | | 18.50 | | 0.97 | 0.09 | - | | - | - | 7.82 | | 0.80 | 0.08 | 23.30 | | 0.98 | 0.09 | 16.00 | | 0.92 | 0.09 |
| Cobalt, Total | 7440-48-4 | | | 7.96 | | 1.94 | 0.16 | - | | - | - | 4.15 | | 1.60 | 0.13 | 8.74 | | 1.96 | 0.16 | 7.51 | | 1.84 | 0.15 |
| Copper, Total | 7440-50-8 | 50 | 270 | 18.00 | | 0.97 | 0.25 | - | | - | - | 9.28 | | 0.80 | 0.21 | 34.10 | | 0.98 | 0.25 | 51.40 | | 0.92 | 0.24 |
| Iron, Total | 7439-89-6 | | | 19900.00 | | 4.86 | 0.88 | - | | - | - | 8120.00 | | 4.00 | 0.72 | 21100.00 | | 4.91 | 0.89 | 22800 | | 4.59 | 0.829 |
| Lead, Total | 7439-92-1 | 63 | 400 | 133.00 | | 4.86 | 0.26 | - | | - | - | 7.04 | | 4.00 | 0.21 | 274.00 | | 4.91 | 0.26 | 719.00 | | 4.59 | 0.25 |
| Magnesium, Total | 7439-95-4 | | | 2990.00 | | 9.71 | 1.50 | - | | - | - | 1630.00 | | 7.99 | 1.23 | 3500.00 | | 9.82 | 1.51 | 2390.00 | | 9.18 | 1.41 |
| Manganese, Total | 7439-96-5 | 1600 | 2000 | 466.00 | | 0.97 | 0.15 | - | | - | - | 289.00 | | 0.80 | 0.13 | 439.00 | | 0.98 | 0.16 | 217.00 | | 0.92 | 0.15 |
| Mercury, Total | 7439-97-6 | 0.18 | 0.81 | 0.63 | | 0.08 | 0.05 | - | | - | - | ND | | 0.07 | 0.04 | 1.27 | | 0.08 | 0.05 | 5.66 | | 0.76 | 0.49 |
| Nickel, Total | 7440-02-0 | 30 | 310 | 13.40 | | 2.43 | 0.24 | - | | - | - | 7.91 | | 2.00 | 0.19 | 14.40 | | 2.46 | 0.24 | 13.90 | | 2.29 | 0.22 |
| Potassium, Total | 7440-09-7 | | | 833.00 | | 243.00 | 14.00 | - | | - | - | 766.00 | | 200.00 | 11.50 | 1360.00 | | 246.00 | 14.10 | 1010.00 | | 229.00 | 13.20 |
| Selenium, Total | 7782-49-2 | 3.9 | 180 | 0.35 | J | 1.94 | 0.25 | - | | - | - | 0.23 | J | 1.60 | 0.21 | 0.83 | J | 1.96 | 0.25 | 0.45 | J | 1.84 | 0.24 |
| Silver, Total | 7440-22-4 | 2 | 180 | ND | | 0.97 | 0.28 | - | | - | - | ND | | 0.80 | 0.23 | ND | | 0.98 | 0.28 | ND | | 0.92 | 0.26 |
| Sodium, Total | 7440-23-5 | | | 303.00 | | 194.00 | 3.06 | - | | - | - | 94.80 | J | 160.00 | 2.52 | 326.00 | | 196.00 | 3.09 | 486.00 | | 184.00 | 2.89 |
| Thallium, Total | 7440-28-0 | | | ND | | 1.94 | 0.31 | - | | - | - | ND | | 1.60 | 0.25 | ND | | 1.96 | 0.31 | ND | | 1.84 | 0.29 |
| Vanadium, Total | 7440-62-2 | | | 30.90 | | 0.97 | 0.20 | - | | - | - | 9.85 | | 0.80 | 0.16 | 32.70 | | 0.98 | 0.20 | 24.50 | | 0.92 | 0.19 |
| Zinc, Total | 7440-66-6 | 109 | 10000 | 62.20 | | 4.86 | 0.29 | - | | - | - | 26.30 | | 4.00 | 0.23 | 129.00 | | 4.91 | 0.29 | 228.00 | | 4.59 | 0.27 |
| **GENERAL CHEMISTRY** | | | | | | | | | | | | | | | | | | | | | | | |
| Solids, Total | NONE | | | 80.30 | | 0.10 | NA | - | | - | - | 94.80 | | 0.10 | NA | 79.90 | | 0.10 | NA | 84.20 | | 0.10 | NA |
| Cyanide, Total | 57-12-5 | 27 | 27 | - | | - | - | - | | - | - | - | | - | - | - | | - | - | - | | - | - |

**Table 3.1 - Soil Sample Analytical Results**
**128-158 North Main Street**
**Portchester, New York**
**SESI Project # 12814**

| | | | BORING ID: | SB-105 | | | | SB-106 | | | | SB-107 | | | | SB-108 | | | | SB-109 | | | |
|---|---|---|---|---|---|---|---|---|---|---|---|---|---|---|---|---|---|---|---|---|---|---|---|
| | | | SAMPLE ID: | SB-105 (2.5-3) | | | | SB-106 (8.5-9) | | | | SB-107 (8-8.5) | | | | SB-108 (1.5-2) | | | | SB-109 (2-2.5) | | | |
| | | | LAB ID: | L2224930-05 | | | | L2224930-06 | | | | L2224930-07 | | | | L2224930-08 | | | | L2224930-09 | | | |
| | | | COLLECTION DATE: | 5/11/2022 | | | | 5/11/2022 | | | | 5/11/2022 | | | | 5/11/2022 | | | | 5/11/2022 | | | |
| | | | SAMPLE DEPTH (FT BGS): | 2.5-3 | | | | 8.5-9 | | | | 8-8.5 | | | | 1.5-2 | | | | 2-2.5 | | | |
| | | | SAMPLE MATRIX: | SOIL | | | | SOIL | | | | SOIL | | | | SOIL | | | | SOIL | | | |
| **ANALYTE** | **CAS** | **NYSDEC USCOs** | **NYSDEC RRSCOs** | **Conc** | **Q** | **RL** | **MDL** | **Conc** | **Q** | **RL** | **MDL** | **Conc** | **Q** | **RL** | **MDL** | **Conc** | **Q** | **RL** | **MDL** | **Conc** | **Q** | **RL** | **MDL** |
| **VOLATILE ORGANICS BY EPA 5035 (mg/kg)** | | | | | | | | | | | | | | | | | | | | | | | |
| Methylene chloride | 75-09-2 | 0.05 | 100 | - | | - | - | ND | | 0.01 | 0.00 | ND | | 0.01 | 0.00 | - | | - | - | - | | - | - |
| 1,1-Dichloroethane | 75-34-3 | 0.27 | 26 | - | | - | - | ND | | 0.00 | 0.00 | ND | | 0.00 | 0.00 | - | | - | - | - | | - | - |
| Chloroform | 67-66-3 | 0.37 | 49 | - | | - | - | ND | | 0.00 | 0.00 | ND | | 0.00 | 0.00 | - | | - | - | - | | - | - |
| Carbon tetrachloride | 56-23-5 | 0.76 | 2.4 | - | | - | - | ND | | 0.00 | 0.00 | ND | | 0.00 | 0.00 | - | | - | - | - | | - | - |
| 1,2-Dichloropropane | 78-87-5 | | | - | | - | - | ND | | 0.00 | 0.00 | ND | | 0.00 | 0.00 | - | | - | - | - | | - | - |
| Dibromochloromethane | 124-48-1 | | | - | | - | - | ND | | 0.00 | 0.00 | ND | | 0.00 | 0.00 | - | | - | - | - | | - | - |
| 1,1,2-Trichloroethane | 79-00-5 | | | - | | - | - | ND | | 0.00 | 0.00 | ND | | 0.00 | 0.00 | - | | - | - | - | | - | - |
| Tetrachloroethene | 127-18-4 | 1.3 | 19 | - | | - | - | ND | | 0.00 | 0.00 | ND | | 0.00 | 0.00 | - | | - | - | - | | - | - |
| Chlorobenzene | 108-90-7 | 1.1 | 100 | - | | - | - | ND | | 0.00 | 0.00 | ND | | 0.00 | 0.00 | - | | - | - | - | | - | - |
| Trichlorofluoromethane | 75-69-4 | | | - | | - | - | ND | | 0.00 | 0.00 | ND | | 0.00 | 0.00 | - | | - | - | - | | - | - |
| 1,2-Dichloroethane | 107-06-2 | 0.02 | 3.1 | - | | - | - | ND | | 0.00 | 0.00 | ND | | 0.00 | 0.00 | - | | - | - | - | | - | - |
| 1,1,1-Trichloroethane | 71-55-6 | 0.68 | 100 | - | | - | - | ND | | 0.00 | 0.00 | ND | | 0.00 | 0.00 | - | | - | - | - | | - | - |
| Bromodichloromethane | 75-27-4 | | | - | | - | - | ND | | 0.00 | 0.00 | ND | | 0.00 | 0.00 | - | | - | - | - | | - | - |
| trans-1,3-Dichloropropene | 10061-02-6 | | | - | | - | - | ND | | 0.00 | 0.00 | ND | | 0.00 | 0.00 | - | | - | - | - | | - | - |
| cis-1,3-Dichloropropene | 10061-01-5 | | | - | | - | - | ND | | 0.00 | 0.00 | ND | | 0.00 | 0.00 | - | | - | - | - | | - | - |
| 1,3-Dichloropropene, Total | 542-75-6 | | | - | | - | - | ND | | 0.00 | 0.00 | ND | | 0.00 | 0.00 | - | | - | - | - | | - | - |
| 1,1-Dichloropropene | 563-58-6 | | | - | | - | - | ND | | 0.00 | 0.00 | ND | | 0.00 | 0.00 | - | | - | - | - | | - | - |
| Bromoform | 75-25-2 | | | - | | - | - | ND | | 0.00 | 0.00 | ND | | 0.00 | 0.00 | - | | - | - | - | | - | - |
| 1,1,2,2-Tetrachloroethane | 79-34-5 | | | - | | - | - | ND | | 0.00 | 0.00 | ND | | 0.00 | 0.00 | - | | - | - | - | | - | - |
| Benzene | 71-43-2 | 0.06 | 4.8 | - | | - | - | ND | | 0.00 | 0.00 | ND | | 0.00 | 0.00 | - | | - | - | - | | - | - |
| Toluene | 108-88-3 | 0.7 | 100 | - | | - | - | ND | | 0.00 | 0.00 | ND | | 0.00 | 0.00 | - | | - | - | - | | - | - |
| Ethylbenzene | 100-41-4 | 1 | 41 | - | | - | - | ND | | 0.00 | 0.00 | ND | | 0.00 | 0.00 | - | | - | - | - | | - | - |
| Chloromethane | 74-87-3 | | | - | | - | - | ND | | 0.00 | 0.00 | ND | | 0.00 | 0.00 | - | | - | - | - | | - | - |
| Bromomethane | 74-83-9 | | | - | | - | - | ND | | 0.00 | 0.00 | ND | | 0.00 | 0.00 | - | | - | - | - | | - | - |
| Vinyl chloride | 75-01-4 | 0.02 | 0.9 | - | | - | - | ND | | 0.00 | 0.00 | ND | | 0.00 | 0.00 | - | | - | - | - | | - | - |
| Chloroethane | 75-00-3 | | | - | | - | - | ND | | 0.00 | 0.00 | ND | | 0.00 | 0.00 | - | | - | - | - | | - | - |
| 1,1-Dichloroethene | 75-35-4 | 0.33 | 100 | - | | - | - | ND | | 0.00 | 0.00 | ND | | 0.00 | 0.00 | - | | - | - | - | | - | - |
| trans-1,2-Dichloroethene | 156-60-5 | 0.19 | 100 | - | | - | - | ND | | 0.00 | 0.00 | ND | | 0.00 | 0.00 | - | | - | - | - | | - | - |
| Trichloroethene | 79-01-6 | 0.47 | 21 | - | | - | - | ND | | 0.00 | 0.00 | ND | | 0.00 | 0.00 | - | | - | - | - | | - | - |
| 1,2-Dichlorobenzene | 95-50-1 | 1.1 | 100 | - | | - | - | ND | | 0.00 | 0.00 | ND | | 0.00 | 0.00 | - | | - | - | - | | - | - |
| 1,3-Dichlorobenzene | 541-73-1 | 2.4 | 49 | - | | - | - | ND | | 0.00 | 0.00 | ND | | 0.00 | 0.00 | - | | - | - | - | | - | - |
| 1,4-Dichlorobenzene | 106-46-7 | 1.8 | 13 | - | | - | - | ND | | 0.00 | 0.00 | ND | | 0.00 | 0.00 | - | | - | - | - | | - | - |
| Methyl tert butyl ether | 1634-04-4 | 0.93 | 100 | - | | - | - | ND | | 0.00 | 0.00 | ND | | 0.00 | 0.00 | - | | - | - | - | | - | - |
| p/m-Xylene | 179601-23-1 | | | - | | - | - | ND | | 0.00 | 0.00 | ND | | 0.00 | 0.00 | - | | - | - | - | | - | - |
| o-Xylene | 95-47-6 | | | - | | - | - | ND | | 0.00 | 0.00 | ND | | 0.00 | 0.00 | - | | - | - | - | | - | - |
| Xylenes, Total | 1330-20-7 | 0.26 | 100 | - | | - | - | ND | | 0.00 | 0.00 | ND | | 0.00 | 0.00 | - | | - | - | - | | - | - |
| cis-1,2-Dichloroethene | 156-59-2 | 0.25 | 100 | - | | - | - | ND | | 0.00 | 0.00 | ND | | 0.00 | 0.00 | - | | - | - | - | | - | - |
| 1,2-Dichloroethene, Total | 540-59-0 | | | - | | - | - | ND | | 0.00 | 0.00 | ND | | 0.00 | 0.00 | - | | - | - | - | | - | - |
| Dibromomethane | 74-95-3 | | | - | | - | - | ND | | 0.00 | 0.00 | ND | | 0.00 | 0.00 | - | | - | - | - | | - | - |
| Styrene | 100-42-5 | | | - | | - | - | ND | | 0.00 | 0.00 | ND | | 0.00 | 0.00 | - | | - | - | - | | - | - |
| Dichlorodifluoromethane | 75-71-8 | | | - | | - | - | ND | | 0.01 | 0.00 | ND | | 0.01 | 0.00 | - | | - | - | - | | - | - |
| Acetone | 67-64-1 | 0.05 | 100 | - | | - | - | ND | | 0.01 | 0.01 | ND | | 0.01 | 0.01 | - | | - | - | - | | - | - |
| Carbon disulfide | 75-15-0 | | | - | | - | - | ND | | 0.01 | 0.01 | ND | | 0.01 | 0.01 | - | | - | - | - | | - | - |
| 2-Butanone | 78-93-3 | 0.12 | 100 | - | | - | - | ND | | 0.01 | 0.00 | ND | | 0.01 | 0.00 | - | | - | - | - | | - | - |
| Vinyl acetate | 108-05-4 | | | - | | - | - | ND | | 0.01 | 0.00 | ND | | 0.01 | 0.00 | - | | - | - | - | | - | - |
| 4-Methyl-2-pentanone | 108-10-1 | | | - | | - | - | ND | | 0.01 | 0.00 | ND | | 0.01 | 0.00 | - | | - | - | - | | - | - |
| 1,2,3-Trichloropropane | 96-18-4 | | | - | | - | - | ND | | 0.00 | 0.00 | ND | | 0.00 | 0.00 | - | | - | - | - | | - | - |
| 2-Hexanone | 591-78-6 | | | - | | - | - | ND | | 0.01 | 0.00 | ND | | 0.01 | 0.00 | - | | - | - | - | | - | - |
| Bromochloromethane | 74-97-5 | | | - | | - | - | ND | | 0.00 | 0.00 | ND | | 0.00 | 0.00 | - | | - | - | - | | - | - |
| 2,2-Dichloropropane | 594-20-7 | | | - | | - | - | ND | | 0.00 | 0.00 | ND | | 0.00 | 0.00 | - | | - | - | - | | - | - |
| 1,2-Dibromoethane | 106-93-4 | | | - | | - | - | ND | | 0.00 | 0.00 | ND | | 0.00 | 0.00 | - | | - | - | - | | - | - |
| 1,3-Dichloropropane | 142-28-9 | | | - | | - | - | ND | | 0.00 | 0.00 | ND | | 0.00 | 0.00 | - | | - | - | - | | - | - |
| 1,1,1,2-Tetrachloroethane | 630-20-6 | | | - | | - | - | ND | | 0.00 | 0.00 | ND | | 0.00 | 0.00 | - | | - | - | - | | - | - |
| Bromobenzene | 108-86-1 | | | - | | - | - | ND | | 0.00 | 0.00 | ND | | 0.00 | 0.00 | - | | - | - | - | | - | - |
| n-Butylbenzene | 104-51-8 | 12 | 100 | - | | - | - | ND | | 0.00 | 0.00 | ND | | 0.00 | 0.00 | - | | - | - | - | | - | - |
| sec-Butylbenzene | 135-98-8 | 11 | 100 | - | | - | - | ND | | 0.00 | 0.00 | ND | | 0.00 | 0.00 | - | | - | - | - | | - | - |
| tert-Butylbenzene | 98-06-6 | 5.9 | 100 | - | | - | - | ND | | 0.00 | 0.00 | ND | | 0.00 | 0.00 | - | | - | - | - | | - | - |
| **VOLATILE ORGANICS BY EPA 5035 (mg/kg)** | | | | | | | | | | | | | | | | | | | | | | | |
| o-Chlorotoluene | 95-49-8 | | | - | | - | - | ND | | 0.00 | 0.00 | ND | | 0.00 | 0.00 | - | | - | - | - | | - | - |
| p-Chlorotoluene | 106-43-4 | | | - | | - | - | ND | | 0.00 | 0.00 | ND | | 0.00 | 0.00 | - | | - | - | - | | - | - |
| 1,2-Dibromo-3-chloropropane | 96-12-8 | | | - | | - | - | ND | | 0.00 | 0.00 | ND | | 0.00 | 0.00 | - | | - | - | - | | - | - |
| Hexachlorobutadiene | 87-68-3 | | | - | | - | - | ND | | 0.00 | 0.00 | ND | | 0.00 | 0.00 | - | | - | - | - | | - | - |
| Isopropylbenzene | 98-82-8 | | | - | | - | - | ND | | 0.00 | 0.00 | ND | | 0.00 | 0.00 | - | | - | - | - | | - | - |
| p-Isopropyltoluene | 99-87-6 | | | - | | - | - | ND | | 0.00 | 0.00 | ND | | 0.00 | 0.00 | - | | - | - | - | | - | - |
| Naphthalene | 91-20-3 | 12 | 100 | - | | - | - | ND | | 0.00 | 0.00 | ND | | 0.00 | 0.00 | - | | - | - | - | | - | - |
| Acrylonitrile | 107-13-1 | | | - | | - | - | ND | | 0.00 | 0.00 | ND | | 0.00 | 0.00 | - | | - | - | - | | - | - |

**Table 3.1 - Soil Sample Analytical Results**
**128-158 North Main Street**
**Portchester, New York**
**SESI Project # 12814**

| | | | BORING ID: | SB-105 | | | | SB-106 | | | | SB-107 | | | | SB-108 | | | | SB-109 | | | |
|---|---|---|---|---|---|---|---|---|---|---|---|---|---|---|---|---|---|---|---|---|---|---|---|
| | | | SAMPLE ID: | SB-105 (2.5-3) | | | | SB-106 (8.5-9) | | | | SB-107 (8-8.5) | | | | SB-108 (1.5-2) | | | | SB-109 (2-2.5) | | | |
| | | | LAB ID: | L2224930-05 | | | | L2224930-06 | | | | L2224930-07 | | | | L2224930-08 | | | | L2224930-09 | | | |
| | | | COLLECTION DATE: | 5/11/2022 | | | | 5/11/2022 | | | | 5/11/2022 | | | | 5/11/2022 | | | | 5/11/2022 | | | |
| | | | SAMPLE DEPTH (FT BGS): | 2.5-3 | | | | 8.5-9 | | | | 8-8.5 | | | | 1.5-2 | | | | 2-2.5 | | | |
| | | | SAMPLE MATRIX: | SOIL | | | | SOIL | | | | SOIL | | | | SOIL | | | | SOIL | | | |
| **ANALYTE** | **CAS** | **NYSDEC USCOs** | **NYSDEC RRSCOs** | **Conc** | **Q** | **RL** | **MDL** | **Conc** | **Q** | **RL** | **MDL** | **Conc** | **Q** | **RL** | **MDL** | **Conc** | **Q** | **RL** | **MDL** | **Conc** | **Q** | **RL** | **MDL** |
| n-Propylbenzene | 103-65-1 | 3.9 | 100 | - | | - | - | ND | | 0.00 | 0.00 | ND | | 0.00 | 0.00 | - | | - | - | - | | - | - |
| 1,2,3-Trichlorobenzene | 87-61-6 | | | - | | - | - | ND | | 0.00 | 0.00 | ND | | 0.00 | 0.00 | - | | - | - | - | | - | - |
| 1,2,4-Trichlorobenzene | 120-82-1 | | | - | | - | - | ND | | 0.00 | 0.00 | ND | | 0.00 | 0.00 | - | | - | - | - | | - | - |
| 1,3,5-Trimethylbenzene | 108-67-8 | 8.4 | 52 | - | | - | - | ND | | 0.00 | 0.00 | ND | | 0.00 | 0.00 | - | | - | - | - | | - | - |
| 1,2,4-Trimethylbenzene | 95-63-6 | 3.6 | 52 | - | | - | - | ND | | 0.00 | 0.00 | ND | | 0.00 | 0.00 | - | | - | - | - | | - | - |
| 1,4-Dioxane | 123-91-1 | 0.1 | 13 | - | | - | - | ND | | 0.09 | 0.04 | ND | | 0.10 | 0.04 | - | | - | - | - | | - | - |
| p-Diethylbenzene | 105-05-5 | | | - | | - | - | ND | | 0.00 | 0.00 | ND | | 0.00 | 0.00 | - | | - | - | - | | - | - |
| p-Ethyltoluene | 622-96-8 | | | - | | - | - | ND | | 0.00 | 0.00 | ND | | 0.00 | 0.00 | - | | - | - | - | | - | - |
| 1,2,4,5-Tetramethylbenzene | 95-93-2 | | | - | | - | - | ND | | 0.00 | 0.00 | ND | | 0.00 | 0.00 | - | | - | - | - | | - | - |
| Ethyl ether | 60-29-7 | | | - | | - | - | ND | | 0.00 | 0.00 | ND | | 0.00 | 0.00 | - | | - | - | - | | - | - |
| trans-1,4-Dichloro-2-butene | 110-57-6 | | | - | | - | - | ND | | 0.01 | 0.00 | ND | | 0.01 | 0.00 | - | | - | - | - | | - | - |
| Total VOCs | | | | - | - | - | - | - | - | - | - | - | - | - | - | - | - | - | - | - | - | - | - |
| **VOLATILE ORGANICS BY EPA 5035-TIC (mg/kg)** | | | | | | | | | | | | | | | | | | | | | | | |
| Unknown Benzene | | | | - | | - | - | - | | - | - | - | | - | - | - | | - | - | - | | - | - |
| Unknown Aromatic | | | | - | | - | - | - | | - | - | - | | - | - | - | | - | - | - | | - | - |
| Unknown Benzene | | | | - | | - | - | - | | - | - | - | | - | - | - | | - | - | - | | - | - |
| Unknown Aromatic | | | | - | | - | - | - | | - | - | - | | - | - | - | | - | - | - | | - | - |
| Unknown | | | | - | | - | - | - | | - | - | - | | - | - | - | | - | - | - | | - | - |
| Unknown Alkane | | | | - | | - | - | - | | - | - | - | | - | - | - | | - | - | - | | - | - |
| Octane | 000111-65-9 | | | - | | - | - | - | | - | - | - | | - | - | - | | - | - | - | | - | - |
| Decane, 3,7-dimethyl- | 017312-54-8 | | | - | | - | - | - | | - | - | - | | - | - | - | | - | - | - | | - | - |
| Undecane, 3-methyl- | 001002-43-3 | | | - | | - | - | - | | - | - | - | | - | - | - | | - | - | - | | - | - |
| Unknown Aromatic | | | | - | | - | - | - | | - | - | - | | - | - | - | | - | - | - | | - | - |
| Unknown Alkane | | | | - | | - | - | - | | - | - | - | | - | - | - | | - | - | - | | - | - |
| Unknown | | | | - | | - | - | - | | - | - | - | | - | - | - | | - | - | - | | - | - |
| No Tentatively Identified Compounds | | | | - | | - | - | ND | | 0.00 | 0.00 | ND | | 0.00 | 0.00 | - | | - | - | - | | - | - |
| Unknown Benzene | | | | - | | - | - | - | | - | - | - | | - | - | - | | - | - | - | | - | - |
| Unknown | | | | - | | - | - | - | | - | - | - | | - | - | - | | - | - | - | | - | - |
| Unknown Alkane | | | | - | | - | - | - | | - | - | - | | - | - | - | | - | - | - | | - | - |
| Unknown | | | | - | | - | - | - | | - | - | - | | - | - | - | | - | - | - | | - | - |
| Unknown Benzene | | | | - | | - | - | - | | - | - | - | | - | - | - | | - | - | - | | - | - |
| Unknown Aromatic | | | | - | | - | - | - | | - | - | - | | - | - | - | | - | - | - | | - | - |
| Unknown | | | | - | | - | - | - | | - | - | - | | - | - | - | | - | - | - | | - | - |
| Unknown Aromatic | | | | - | | - | - | - | | - | - | - | | - | - | - | | - | - | - | | - | - |
| Unknown Naphthalene | | | | - | | - | - | - | | - | - | - | | - | - | - | | - | - | - | | - | - |
| Cyclotrisiloxane, Hexamethyl- | 000541-05-9 | | | - | | - | - | - | | - | - | - | | - | - | - | | - | - | - | | - | - |
| Unknown Aromatic | | | | - | | - | - | - | | - | - | - | | - | - | - | | - | - | - | | - | - |
| Unknown Alkane | | | | - | | - | - | - | | - | - | - | | - | - | - | | - | - | - | | - | - |
| Unknown Alkane | | | | - | | - | - | - | | - | - | - | | - | - | - | | - | - | - | | - | - |
| Unknown Alkane | | | | - | | - | - | - | | - | - | - | | - | - | - | | - | - | - | | - | - |
| Benzene, 1-propenyl- | 000637-50-3 | | | - | | - | - | - | | - | - | - | | - | - | - | | - | - | - | | - | - |
| Unknown Aromatic | | | | - | | - | - | - | | - | - | - | | - | - | - | | - | - | - | | - | - |
| Octane, 2,6-dimethyl- | 002051-30-1 | | | - | | - | - | - | | - | - | - | | - | - | - | | - | - | - | | - | - |
| Total TIC Compounds | | | | - | | - | - | - | | - | - | - | | - | - | - | | - | - | - | | - | - |
| **PERFLUORINATED ALKYL ACIDS BY ISOTOPE DILUTION (ng/g)** | | | | | | | | | | | | | | | | | | | | | | | |
| Perfluorobutanoic Acid (PFBA) | 375-22-4 | | | - | - | - | - | - | - | - | - | - | - | - | - | - | - | - | - | - | - | - | - |
| Perfluoropentanoic Acid (PFPeA) | 2706-90-3 | | | - | - | - | - | - | - | - | - | - | - | - | - | - | - | - | - | - | - | - | - |
| Perfluorobutanesulfonic Acid (PFBS) | 375-73-5 | | | - | - | - | - | - | - | - | - | - | - | - | - | - | - | - | - | - | - | - | - |
| Perfluorohexanoic Acid (PFHxA) | 307-24-4 | | | - | - | - | - | - | - | - | - | - | - | - | - | - | - | - | - | - | - | - | - |
| Perfluoroheptanoic Acid (PFHpA) | 375-85-9 | | | - | - | - | - | - | - | - | - | - | - | - | - | - | - | - | - | - | - | - | - |
| Perfluorohexanesulfonic Acid (PFHxS) | 355-46-4 | | | - | - | - | - | - | - | - | - | - | - | - | - | - | - | - | - | - | - | - | - |
| Perfluorooctanoic Acid (PFOA) | 335-67-1 | 0.00066 | 0.033 | - | - | - | - | - | - | - | - | - | - | - | - | - | - | - | - | - | - | - | - |
| 1H,1H,2H,2H-Perfluorooctanesulfonic Acid (6:2FTS) | 27619-97-2 | | | - | - | - | - | - | - | - | - | - | - | - | - | - | - | - | - | - | - | - | - |
| Perfluoroheptanesulfonic Acid (PFHpS) | 375-92-8 | | | - | - | - | - | - | - | - | - | - | - | - | - | - | - | - | - | - | - | - | - |
| Perfluorononanoic Acid (PFNA) | 375-95-1 | | | - | - | - | - | - | - | - | - | - | - | - | - | - | - | - | - | - | - | - | - |
| Perfluorooctanesulfonic Acid (PFOS) | 1763-23-1 | 0.00088 | 0.044 | - | - | - | - | - | - | - | - | - | - | - | - | - | - | - | - | - | - | - | - |
| Perfluorodecanoic Acid (PFDA) | 335-76-2 | | | - | - | - | - | - | - | - | - | - | - | - | - | - | - | - | - | - | - | - | - |
| 1H,1H,2H,2H-Perfluorodecanesulfonic Acid (8:2FTS) | 39108-34-4 | | | - | - | - | - | - | - | - | - | - | - | - | - | - | - | - | - | - | - | - | - |
| N-Methyl Perfluorooctanesulfonamidoacetic Acid (NMeFOSAA) | 2355-31-9 | | | - | - | - | - | - | - | - | - | - | - | - | - | - | - | - | - | - | - | - | - |
| Perfluoroundecanoic Acid (PFUnA) | 2058-94-8 | | | - | - | - | - | - | - | - | - | - | - | - | - | - | - | - | - | - | - | - | - |
| Perfluorodecanesulfonic Acid (PFDS) | 335-77-3 | | | - | - | - | - | - | - | - | - | - | - | - | - | - | - | - | - | - | - | - | - |
| Perfluorooctanesulfonamide (FOSA) | 754-91-6 | | | - | - | - | - | - | - | - | - | - | - | - | - | - | - | - | - | - | - | - | - |
| N-Ethyl Perfluorooctanesulfonamidoacetic Acid (NEtFOSAA) | 2991-50-6 | | | - | - | - | - | - | - | - | - | - | - | - | - | - | - | - | - | - | - | - | - |
| Perfluorododecanoic Acid (PFDoA) | 307-55-1 | | | - | - | - | - | - | - | - | - | - | - | - | - | - | - | - | - | - | - | - | - |
| Perfluorotridecanoic Acid (PFTrDA) | 72629-94-8 | | | - | - | - | - | - | - | - | - | - | - | - | - | - | - | - | - | - | - | - | - |
| Perfluorotetradecanoic Acid (PFTA) | 376-06-7 | | | - | - | - | - | - | - | - | - | - | - | - | - | - | - | - | - | - | - | - | - |
| PFOA/PFOS, Total | | | | - | - | - | - | - | - | - | - | - | - | - | - | - | - | - | - | - | - | - | - |

**Table 3.1 - Soil Sample Analytical Results**
**128-158 North Main Street**
**Portchester, New York**
**SESI Project # 12814**

| | | | BORING ID: | SB-105 | | | | SB-106 | | | | SB-107 | | | | SB-108 | | | | SB-109 | | | |
|---|---|---|---|---|---|---|---|---|---|---|---|---|---|---|---|---|---|---|---|---|---|---|---|
| | | | SAMPLE ID: | SB-105 (2.5-3) | | | | SB-106 (8.5-9) | | | | SB-107 (8-8.5) | | | | SB-108 (1.5-2) | | | | SB-109 (2-2.5) | | | |
| | | | LAB ID: | L2224930-05 | | | | L2224930-06 | | | | L2224930-07 | | | | L2224930-08 | | | | L2224930-09 | | | |
| | | | COLLECTION DATE: | 5/11/2022 | | | | 5/11/2022 | | | | 5/11/2022 | | | | 5/11/2022 | | | | 5/11/2022 | | | |
| | | | SAMPLE DEPTH (FT BGS): | 2.5-3 | | | | 8.5-9 | | | | 8-8.5 | | | | 1.5-2 | | | | 2-2.5 | | | |
| | | | SAMPLE MATRIX: | SOIL | | | | SOIL | | | | SOIL | | | | SOIL | | | | SOIL | | | |
| ANALYTE | CAS | NYSDEC USCOs | NYSDEC RRSCOs | Conc | Q | RL | MDL | Conc | Q | RL | MDL | Conc | Q | RL | MDL | Conc | Q | RL | MDL | Conc | Q | RL | MDL |
| **SEMIVOLATILE ORGANICS BY GC/MS (mg/kg)** | | | | | | | | | | | | | | | | | | | | | | | |
| Acenaphthene | 83-32-9 | 20 | 100 | ND | | 0.84 | 0.11 | ND | | 0.16 | 0.02 | ND | | 0.17 | 0.02 | ND | | 0.19 | 0.02 | ND | | 0.16 | 0.02 |
| 1,2,4-Trichlorobenzene | 120-82-1 | | | - | | - | - | - | | - | - | - | | - | - | - | | - | - | - | | - | - |
| Hexachlorobenzene | 118-74-1 | 0.33 | 1.2 | - | | - | - | - | | - | - | - | | - | - | - | | - | - | - | | - | - |
| Bis(2-chloroethyl)ether | 111-44-4 | | | - | | - | - | - | | - | - | - | | - | - | - | | - | - | - | | - | - |
| 2-Chloronaphthalene | 91-58-7 | | | ND | | 1 | 0.1 | ND | | 0.20 | 0.02 | ND | | 0.22 | 0.02 | ND | | 0.23 | 0.02 | ND | | 0.20 | 0.02 |
| 1,2-Dichlorobenzene | 95-50-1 | 1.1 | 100 | - | | - | - | - | | - | - | - | | - | - | - | | - | - | - | | - | - |
| 1,3-Dichlorobenzene | 541-73-1 | 2.4 | 49 | - | | - | - | - | | - | - | - | | - | - | - | | - | - | - | | - | - |
| 1,4-Dichlorobenzene | 106-46-7 | 1.8 | 13 | - | | - | - | - | | - | - | - | | - | - | - | | - | - | - | | - | - |
| 3,3'-Dichlorobenzidine | 91-94-1 | | | - | | - | - | - | | - | - | - | | - | - | - | | - | - | - | | - | - |
| 2,4-Dinitrotoluene | 121-14-2 | | | - | | - | - | - | | - | - | - | | - | - | - | | - | - | - | | - | - |
| 2,6-Dinitrotoluene | 606-20-2 | | | - | | - | - | - | | - | - | - | | - | - | - | | - | - | - | | - | - |
| Fluoranthene | 206-44-0 | 100 | 100 | 13 | | 0.63 | 0.12 | ND | | 0.12 | 0.02 | ND | | 0.13 | 0.03 | 0.04 | J | 0.14 | 0.03 | 0.05 | J | 0.12 | 0.02 |
| 4-Chlorophenyl phenyl ether | 7005-72-3 | | | - | | - | - | - | | - | - | - | | - | - | - | | - | - | - | | - | - |
| 4-Bromophenyl phenyl ether | 101-55-3 | | | - | | - | - | - | | - | - | - | | - | - | - | | - | - | - | | - | - |
| Bis(2-chloroisopropyl)ether | 108-60-1 | | | - | | - | - | - | | - | - | - | | - | - | - | | - | - | - | | - | - |
| Bis(2-chloroethoxy)methane | 111-91-1 | | | - | | - | - | - | | - | - | - | | - | - | - | | - | - | - | | - | - |
| Hexachlorobutadiene | 87-68-3 | | | - | | - | - | - | | - | - | - | | - | - | - | | - | - | - | | - | - |
| Hexachlorocyclopentadiene | 77-47-4 | | | - | | - | - | - | | - | - | - | | - | - | - | | - | - | - | | - | - |
| Hexachloroethane | 67-72-1 | | | - | | - | - | - | | - | - | - | | - | - | - | | - | - | - | | - | - |
| Isophorone | 78-59-1 | | | - | | - | - | - | | - | - | - | | - | - | - | | - | - | - | | - | - |
| Naphthalene | 91-20-3 | 12 | 100 | 0.29 | J | 1 | 0.13 | ND | | 0.20 | 0.03 | ND | | 0.22 | 0.03 | ND | | 0.23 | 0.03 | ND | | 0.20 | 0.03 |
| Nitrobenzene | 98-95-3 | | | - | | - | - | - | | - | - | - | | - | - | - | | - | - | - | | - | - |
| NDPA/DPA | 86-30-6 | | | - | | - | - | - | | - | - | - | | - | - | - | | - | - | - | | - | - |
| n-Nitrosodi-n-propylamine | 621-64-7 | | | - | | - | - | - | | - | - | - | | - | - | - | | - | - | - | | - | - |
| Bis(2-ethylhexyl)phthalate | 117-81-7 | | | - | | - | - | - | | - | - | - | | - | - | - | | - | - | - | | - | - |
| Butyl benzyl phthalate | 85-68-7 | | | - | | - | - | - | | - | - | - | | - | - | - | | - | - | - | | - | - |
| Di-n-butylphthalate | 84-74-2 | | | - | | - | - | - | | - | - | - | | - | - | - | | - | - | - | | - | - |
| Di-n-octylphthalate | 117-84-0 | | | - | | - | - | - | | - | - | - | | - | - | - | | - | - | - | | - | - |
| Diethyl phthalate | 84-66-2 | | | - | | - | - | - | | - | - | - | | - | - | - | | - | - | - | | - | - |
| Dimethyl phthalate | 131-11-3 | | | - | | - | - | - | | - | - | - | | - | - | - | | - | - | - | | - | - |
| Benzo(a)anthracene | 56-55-3 | 1 | 1 | 5.6 | | 0.63 | 0.12 | ND | | 0.12 | 0.02 | ND | | 0.13 | 0.02 | 0.03 | J | 0.14 | 0.03 | 0.04 | J | 0.12 | 0.02 |
| Benzo(a)pyrene | 50-32-8 | 1 | 1 | 5.7 | | 0.84 | 0.26 | ND | | 0.16 | 0.05 | ND | | 0.17 | 0.05 | ND | | 0.19 | 0.06 | 0.06 | J | 0.16 | 0.05 |
| Benzo(b)fluoranthene | 205-99-2 | 1 | 1 | 6.4 | | 0.63 | 0.18 | ND | | 0.12 | 0.03 | ND | | 0.13 | 0.04 | 0.05 | J | 0.14 | 0.04 | 0.06 | J | 0.12 | 0.03 |
| Benzo(k)fluoranthene | 207-08-9 | 0.8 | 3.9 | 2.1 | | 0.63 | 0.17 | ND | | 0.12 | 0.03 | ND | | 0.13 | 0.03 | ND | | 0.14 | 0.04 | ND | | 0.12 | 0.03 |
| Chrysene | 218-01-9 | 1 | 3.9 | 4.8 | | 0.63 | 0.11 | ND | | 0.12 | 0.02 | ND | | 0.13 | 0.02 | 0.03 | J | 0.14 | 0.02 | 0.03 | J | 0.12 | 0.02 |
| Acenaphthylene | 208-96-8 | 100 | 100 | 1.2 | | 0.84 | 0.16 | ND | | 0.16 | 0.03 | ND | | 0.17 | 0.03 | ND | | 0.19 | 0.04 | ND | | 0.16 | 0.03 |
| Anthracene | 120-12-7 | 100 | 100 | 1.1 | | 0.63 | 0.2 | ND | | 0.12 | 0.04 | ND | | 0.13 | 0.04 | ND | | 0.14 | 0.05 | ND | | 0.12 | 0.04 |
| Benzo(ghi)perylene | 191-24-2 | 100 | 100 | 3 | | 0.84 | 0.12 | ND | | 0.16 | 0.02 | ND | | 0.17 | 0.03 | 0.04 | J | 0.19 | 0.03 | 0.04 | J | 0.16 | 0.02 |
| Fluorene | 86-73-7 | 30 | 100 | 0.15 | J | 1 | 0.1 | ND | | 0.20 | 0.02 | ND | | 0.22 | 0.02 | ND | | 0.23 | 0.02 | ND | | 0.20 | 0.02 |
| Phenanthrene | 85-01-8 | 100 | 100 | 4.2 | | 0.63 | 0.13 | ND | | 0.12 | 0.03 | ND | | 0.13 | 0.03 | ND | | 0.14 | 0.03 | ND | | 0.12 | 0.03 |
| Dibenzo(a,h)anthracene | 53-70-3 | 0.33 | 0.33 | 0.71 | | 0.63 | 0.12 | ND | | 0.12 | 0.02 | ND | | 0.13 | 0.03 | ND | | 0.14 | 0.03 | ND | | 0.12 | 0.02 |
| Indeno(1,2,3-cd)pyrene | 193-39-5 | 0.5 | 0.5 | 3.7 | | 0.84 | 0.15 | ND | | 0.16 | 0.03 | ND | | 0.17 | 0.03 | 0.04 | J | 0.19 | 0.03 | 0.05 | J | 0.16 | 0.03 |
| Pyrene | 129-00-0 | 100 | 100 | 12 | | 0.63 | 0.1 | ND | | 0.12 | 0.02 | ND | | 0.13 | 0.02 | 0.04 | J | 0.14 | 0.02 | 0.05 | J | 0.12 | 0.02 |
| Biphenyl | 92-52-4 | | | - | | - | - | - | | - | - | - | | - | - | - | | - | - | - | | - | - |
| 4-Chloroaniline | 106-47-8 | | | - | | - | - | - | | - | - | - | | - | - | - | | - | - | - | | - | - |
| 2-Nitroaniline | 88-74-4 | | | - | | - | - | - | | - | - | - | | - | - | - | | - | - | - | | - | - |
| 3-Nitroaniline | 99-09-2 | | | - | | - | - | - | | - | - | - | | - | - | - | | - | - | - | | - | - |
| 4-Nitroaniline | 100-01-6 | | | - | | - | - | - | | - | - | - | | - | - | - | | - | - | - | | - | - |
| Dibenzofuran | 132-64-9 | 7 | 59 | - | | - | - | - | | - | - | - | | - | - | - | | - | - | - | | - | - |
| 2-Methylnaphthalene | 91-57-6 | | | ND | | 1.3 | 0.13 | ND | | 0.24 | 0.03 | ND | | 0.26 | 0.03 | ND | | 0.28 | 0.03 | ND | | 0.24 | 0.02 |
| 1,2,4,5-Tetrachlorobenzene | 95-94-3 | | | - | | - | - | - | | - | - | - | | - | - | - | | - | - | - | | - | - |
| Acetophenone | 98-86-2 | | | - | | - | - | - | | - | - | - | | - | - | - | | - | - | - | | - | - |
| 2,4,6-Trichlorophenol | 88-06-2 | | | - | | - | - | - | | - | - | - | | - | - | - | | - | - | - | | - | - |
| p-Chloro-m-cresol | 59-50-7 | | | - | | - | - | - | | - | - | - | | - | - | - | | - | - | - | | - | - |
| 2-Chlorophenol | 95-57-8 | | | - | | - | - | - | | - | - | - | | - | - | - | | - | - | - | | - | - |
| 2,4-Dichlorophenol | 120-83-2 | | | - | | - | - | - | | - | - | - | | - | - | - | | - | - | - | | - | - |
| 2,4-Dimethylphenol | 105-67-9 | | | - | | - | - | - | | - | - | - | | - | - | - | | - | - | - | | - | - |
| **SEMIVOLATILE ORGANICS BY GC/MS (mg/kg)** | | | | | | | | | | | | | | | | | | | | | | | |
| 2-Nitrophenol | 88-75-5 | | | - | | - | - | - | | - | - | - | | - | - | - | | - | - | - | | - | - |
| 4-Nitrophenol | 100-02-7 | | | - | | - | - | - | | - | - | - | | - | - | - | | - | - | - | | - | - |
| 2,4-Dinitrophenol | 51-28-5 | | | - | | - | - | - | | - | - | - | | - | - | - | | - | - | - | | - | - |
| 4,6-Dinitro-o-cresol | 534-52-1 | | | - | | - | - | - | | - | - | - | | - | - | - | | - | - | - | | - | - |
| Pentachlorophenol | 87-86-5 | 0.8 | 6.7 | - | | - | - | - | | - | - | - | | - | - | - | | - | - | - | | - | - |
| Phenol | 108-95-2 | 0.33 | 100 | - | | - | - | - | | - | - | - | | - | - | - | | - | - | - | | - | - |
| 2-Methylphenol | 95-48-7 | 0.33 | 100 | - | | - | - | - | | - | - | - | | - | - | - | | - | - | - | | - | - |
| 3-Methylphenol/4-Methylphenol | 108-39-4/106-44-5 | 0.33 | 100 | - | | - | - | - | | - | - | - | | - | - | - | | - | - | - | | - | - |

**Table 3.1 - Soil Sample Analytical Results**
**128-158 North Main Street**
**Portchester, New York**
**SESI Project # 12814**

| | | | BORING ID: | SB-105 | | | | SB-106 | | | | SB-107 | | | | SB-108 | | | | SB-109 | | | |
|---|---|---|---|---|---|---|---|---|---|---|---|---|---|---|---|---|---|---|---|---|---|---|---|
| | | | SAMPLE ID: | SB-105 (2.5-3) | | | | SB-106 (8.5-9) | | | | SB-107 (8-8.5) | | | | SB-108 (1.5-2) | | | | SB-109 (2-2.5) | | | |
| | | | LAB ID: | L2224930-05 | | | | L2224930-06 | | | | L2224930-07 | | | | L2224930-08 | | | | L2224930-09 | | | |
| | | | COLLECTION DATE: | 5/11/2022 | | | | 5/11/2022 | | | | 5/11/2022 | | | | 5/11/2022 | | | | 5/11/2022 | | | |
| | | | SAMPLE DEPTH (FT BGS): | 2.5-3 | | | | 8.5-9 | | | | 8-8.5 | | | | 1.5-2 | | | | 2-2.5 | | | |
| | | | SAMPLE MATRIX: | SOIL | | | | SOIL | | | | SOIL | | | | SOIL | | | | SOIL | | | |
| ANALYTE | CAS | NYSDEC USCOs | NYSDEC RRSCOs | Conc | Q | RL | MDL | Conc | Q | RL | MDL | Conc | Q | RL | MDL | Conc | Q | RL | MDL | Conc | Q | RL | MDL |
| 2,4,5-Trichlorophenol | 95-95-4 | | | - | | - | - | - | | - | - | - | | - | - | - | | - | - | - | | - | - |
| Benzoic Acid | 65-85-0 | | | - | | - | - | - | | - | - | - | | - | - | - | | - | - | - | | - | - |
| Benzyl Alcohol | 100-51-6 | | | - | | - | - | - | | - | - | - | | - | - | - | | - | - | - | | - | - |
| Carbazole | 86-74-8 | | | - | | - | - | - | | - | - | - | | - | - | - | | - | - | - | | - | - |
| 1,4-Dioxane | 123-91-1 | 0.1 | 13 | - | | - | - | - | | - | - | - | | - | - | - | | - | - | - | | - | - |
| Total SVOCs | | | | 63.95 | - | - | - | - | - | - | - | - | - | - | - | 0.27 | - | - | - | 0.37 | - | - | - |
| **SEMIVOLATILE ORGANICS BY GC/MS-TIC (mg/kg)** | | | | | | | | | | | | | | | | | | | | | | | |
| Unknown | | | | - | | - | - | - | | - | - | - | | - | - | - | | - | - | - | | - | - |
| Unknown | | | | - | - | - | - | - | - | - | - | - | - | - | - | - | - | - | - | - | - | - | - |
| Unknown Naphthalene | | | | - | - | - | - | - | - | - | - | - | - | - | - | - | - | - | - | - | - | - | - |
| Unknown | | | | - | | - | - | - | | - | - | - | | - | - | - | | - | - | - | | - | - |
| Unknown | | | | - | - | - | - | - | - | - | - | - | - | - | - | - | - | - | - | - | - | - | - |
| Cyclic Octaatomic Sulfur | 010544-50-0 | | | - | - | - | - | - | - | - | - | - | - | - | - | - | - | - | - | - | - | - | - |
| Unknown Naphthalene | | | | - | | - | - | - | | - | - | - | | - | - | - | | - | - | - | | - | - |
| Unknown Organic Acid | | | | - | - | - | - | - | - | - | - | - | - | - | - | - | - | - | - | - | - | - | - |
| Unknown Cycloalkane | | | | - | - | - | - | - | - | - | - | - | - | - | - | - | - | - | - | - | - | - | - |
| Unknown Thiophene | | | | - | | - | - | - | | - | - | - | | - | - | - | | - | - | - | | - | - |
| Unknown | | | | - | | - | - | - | | - | - | - | | - | - | - | | - | - | - | | - | - |
| Unknown Alkane | | | | - | | - | - | - | | - | - | - | | - | - | - | | - | - | - | | - | - |
| Unknown Naphthalene | | | | - | | - | - | - | | - | - | - | | - | - | - | | - | - | - | | - | - |
| Unknown | | | | - | | - | - | - | | - | - | - | | - | - | - | | - | - | - | | - | - |
| Unknown Alkane | | | | - | | - | - | - | | - | - | - | | - | - | - | | - | - | - | | - | - |
| Unknown Naphthalene | | | | - | | - | - | - | | - | - | - | | - | - | - | | - | - | - | | - | - |
| Unknown Thiophene | | | | - | | - | - | - | | - | - | - | | - | - | - | | - | - | - | | - | - |
| Unknown | | | | - | | - | - | - | | - | - | - | | - | - | - | | - | - | - | | - | - |
| No Tentatively Identified Compounds | | | | - | | - | - | - | | - | - | - | | - | - | - | | - | - | - | | - | - |
| Unknown | | | | - | | - | - | - | | - | - | - | | - | - | - | | - | - | - | | - | - |
| Unknown | | | | - | | - | - | - | | - | - | - | | - | - | - | | - | - | - | | - | - |
| Unknown Alkane | | | | - | | - | - | - | | - | - | - | | - | - | - | | - | - | - | | - | - |
| Unknown | | | | - | | - | - | - | | - | - | - | | - | - | - | | - | - | - | | - | - |
| Unknown PAH | | | | - | | - | - | - | | - | - | - | | - | - | - | | - | - | - | | - | - |
| Unknown Thiophene | | | | - | | - | - | - | | - | - | - | | - | - | - | | - | - | - | | - | - |
| Unknown Alkane | | | | - | | - | - | - | | - | - | - | | - | - | - | | - | - | - | | - | - |
| Unknown Alkane | | | | - | | - | - | - | | - | - | - | | - | - | - | | - | - | - | | - | - |
| Unknown Alkane | | | | - | | - | - | - | | - | - | - | | - | - | - | | - | - | - | | - | - |
| Unknown Naphthalene | | | | - | | - | - | - | | - | - | - | | - | - | - | | - | - | - | | - | - |
| Unknown Alkane | | | | - | | - | - | - | | - | - | - | | - | - | - | | - | - | - | | - | - |
| Sulfur | 013798-23-7 | | | - | - | - | - | - | - | - | - | - | - | - | - | - | - | - | - | - | - | - | - |
| Unknown | | | | - | | - | - | - | | - | - | - | | - | - | - | | - | - | - | | - | - |
| Total TIC Compounds | | | | - | | - | - | - | | - | - | - | | - | - | - | | - | - | - | | - | - |
| **ORGANOCHLORINE PESTICIDES BY GC (mg/kg)** | | | | | | | | | | | | | | | | | | | | | | | |
| Delta-BHC | 319-86-8 | 0.04 | 100 | - | | - | - | - | | - | - | - | | - | - | - | | - | - | - | | - | - |
| Lindane | 58-89-9 | 0.1 | 1.3 | - | | - | - | - | | - | - | - | | - | - | - | | - | - | - | | - | - |
| Alpha-BHC | 319-84-6 | 0.02 | 0.48 | - | | - | - | - | | - | - | - | | - | - | - | | - | - | - | | - | - |
| Beta-BHC | 319-85-7 | 0.036 | 0.36 | - | | - | - | - | | - | - | - | | - | - | - | | - | - | - | | - | - |
| Heptachlor | 76-44-8 | 0.042 | 2.1 | - | | - | - | - | | - | - | - | | - | - | - | | - | - | - | | - | - |
| Aldrin | 309-00-2 | 0.005 | 0.097 | - | | - | - | - | | - | - | - | | - | - | - | | - | - | - | | - | - |
| Heptachlor epoxide | 1024-57-3 | | | - | | - | - | - | | - | - | - | | - | - | - | | - | - | - | | - | - |
| Endrin | 72-20-8 | 0.014 | 11 | - | | - | - | - | | - | - | - | | - | - | - | | - | - | - | | - | - |
| Endrin aldehyde | 7421-93-4 | | | - | | - | - | - | | - | - | - | | - | - | - | | - | - | - | | - | - |
| Endrin ketone | 53494-70-5 | | | - | | - | - | - | | - | - | - | | - | - | - | | - | - | - | | - | - |
| Dieldrin | 60-57-1 | 0.005 | 0.2 | - | | - | - | - | | - | - | - | | - | - | - | | - | - | - | | - | - |
| 4,4'-DDE | 72-55-9 | 0.0033 | 8.9 | - | | - | - | - | | - | - | - | | - | - | - | | - | - | - | | - | - |
| 4,4'-DDD | 72-54-8 | 0.0033 | 13 | - | | - | - | - | | - | - | - | | - | - | - | | - | - | - | | - | - |
| 4,4'-DDT | 50-29-3 | 0.0033 | 7.9 | - | | - | - | - | | - | - | - | | - | - | - | | - | - | - | | - | - |
| Endosulfan I | 959-98-8 | 2.4 | 24 | - | | - | - | - | | - | - | - | | - | - | - | | - | - | - | | - | - |
| Endosulfan II | 33213-65-9 | 2.4 | 24 | - | | - | - | - | | - | - | - | | - | - | - | | - | - | - | | - | - |
| Endosulfan sulfate | 1031-07-8 | 2.4 | 24 | - | | - | - | - | | - | - | - | | - | - | - | | - | - | - | | - | - |
| Methoxychlor | 72-43-5 | | | - | | - | - | - | | - | - | - | | - | - | - | | - | - | - | | - | - |
| Toxaphene | 8001-35-2 | | | - | | - | - | - | | - | - | - | | - | - | - | | - | - | - | | - | - |
| cis-Chlordane | 5103-71-9 | 0.094 | 4.2 | - | | - | - | - | | - | - | - | | - | - | - | | - | - | - | | - | - |
| trans-Chlordane | 5103-74-2 | | | - | | - | - | - | | - | - | - | | - | - | - | | - | - | - | | - | - |
| Chlordane | 57-74-9 | | | - | | - | - | - | | - | - | - | | - | - | - | | - | - | - | | - | - |
| **POLYCHLORINATED BIPHENYLS BY GC (mg/kg)** | | | | | | | | | | | | | | | | | | | | | | | |
| Aroclor 1016 | 12674-11-2 | 0.1 | 1 | - | | - | - | - | | - | - | - | | - | - | - | | - | - | - | | - | - |
| Aroclor 1221 | 11104-28-2 | 0.1 | 1 | - | | - | - | - | | - | - | - | | - | - | - | | - | - | - | | - | - |

**Table 3.1 - Soil Sample Analytical Results**
**128-158 North Main Street**
**Portchester, New York**
**SESI Project # 12814**

| | | | BORING ID: | SB-105 | | | | SB-106 | | | | SB-107 | | | | SB-108 | | | | SB-109 | | | |
|---|---|---|---|---|---|---|---|---|---|---|---|---|---|---|---|---|---|---|---|---|---|---|---|
| | | | SAMPLE ID: | SB-105 (2.5-3) | | | | SB-106 (8.5-9) | | | | SB-107 (8-8.5) | | | | SB-108 (1.5-2) | | | | SB-109 (2-2.5) | | | |
| | | | LAB ID: | L2224930-05 | | | | L2224930-06 | | | | L2224930-07 | | | | L2224930-08 | | | | L2224930-09 | | | |
| | | | COLLECTION DATE: | 5/11/2022 | | | | 5/11/2022 | | | | 5/11/2022 | | | | 5/11/2022 | | | | 5/11/2022 | | | |
| | | | SAMPLE DEPTH (FT BGS): | 2.5-3 | | | | 8.5-9 | | | | 8-8.5 | | | | 1.5-2 | | | | 2-2.5 | | | |
| | | | SAMPLE MATRIX: | SOIL | | | | SOIL | | | | SOIL | | | | SOIL | | | | SOIL | | | |
| **ANALYTE** | **CAS** | **NYSDEC USCOs** | **NYSDEC RRSCOs** | **Conc** | **Q** | **RL** | **MDL** | **Conc** | **Q** | **RL** | **MDL** | **Conc** | **Q** | **RL** | **MDL** | **Conc** | **Q** | **RL** | **MDL** | **Conc** | **Q** | **RL** | **MDL** |
| Aroclor 1232 | 11141-16-5 | 0.1 | 1 | - | | - | - | - | | - | - | - | | - | - | - | | - | - | - | | - | - |
| Aroclor 1242 | 53469-21-9 | 0.1 | 1 | - | | - | - | - | | - | - | - | | - | - | - | | - | - | - | | - | - |
| Aroclor 1248 | 12672-29-6 | 0.1 | 1 | - | | - | - | - | | - | - | - | | - | - | - | | - | - | - | | - | - |
| Aroclor 1254 | 11097-69-1 | 0.1 | 1 | - | | - | - | - | | - | - | - | | - | - | - | | - | - | - | | - | - |
| Aroclor 1260 | 11096-82-5 | 0.1 | 1 | - | | - | - | - | | - | - | - | | - | - | - | | - | - | - | | - | - |
| Aroclor 1262 | 37324-23-5 | 0.1 | 1 | - | | - | - | - | | - | - | - | | - | - | - | | - | - | - | | - | - |
| Aroclor 1268 | 11100-14-4 | 0.1 | 1 | - | | - | - | - | | - | - | - | | - | - | - | | - | - | - | | - | - |
| PCBs, Total | 1336-36-3 | 0.1 | 1 | - | | - | - | - | | - | - | - | | - | - | - | | - | - | - | | - | - |
| **TOTAL METALS (mg/kg)** | | | | | | | | | | | | | | | | | | | | | | | |
| Aluminum, Total | 7429-90-5 | | | 13300.00 | | 10.10 | 2.72 | 7510.00 | | 9.94 | 2.68 | 7220.00 | | 9.93 | 2.68 | 56400.00 | | 11.10 | 3.00 | 8640.00 | | 9.30 | 2.51 |
| Antimony, Total | 7440-36-0 | | | 0.44 | J | 5.05 | 0.38 | ND | | 4.97 | 0.38 | ND | | 4.96 | 0.38 | ND | | 5.56 | 0.42 | ND | | 4.65 | 0.35 |
| Arsenic, Total | 7440-38-2 | 13 | 16 | 4.78 | | 1.01 | 0.21 | 1.18 | | 0.99 | 0.21 | 1.30 | | 0.99 | 0.21 | 2.99 | | 1.11 | 0.23 | 4.26 | | 0.93 | 0.19 |
| Barium, Total | 7440-39-3 | 350 | 400 | 251.00 | | 1.01 | 0.18 | 35.80 | | 0.99 | 0.17 | 39.70 | | 0.99 | 0.17 | 143.00 | | 1.11 | 0.19 | 73.00 | | 0.93 | 0.16 |
| Beryllium, Total | 7440-41-7 | 7.2 | 72 | 0.57 | | 0.51 | 0.03 | 0.26 | J | 0.50 | 0.03 | 0.25 | J | 0.50 | 0.03 | 0.83 | | 0.56 | 0.04 | 0.33 | J | 0.47 | 0.03 |
| Cadmium, Total | 7440-43-9 | 2.5 | 4.3 | 0.37 | J | 1.01 | 0.10 | 0.24 | J | 0.99 | 0.10 | 0.19 | J | 0.99 | 0.10 | 0.65 | J | 1.11 | 0.11 | 0.27 | J | 0.93 | 0.09 |
| Calcium, Total | 7440-70-2 | | | 2010.00 | | 10.10 | 3.53 | 1190.00 | | 9.94 | 3.48 | 1970.00 | | 9.93 | 3.48 | 30300.00 | | 11.10 | 3.89 | 73800 | | 93 | 32.5 |
| Chromium, Total | 7440-47-3 | | | 22.70 | | 1.01 | 0.10 | 15.90 | | 0.99 | 0.10 | 16.20 | | 0.99 | 0.10 | 79.90 | | 1.11 | 0.11 | 15.30 | | 0.93 | 0.09 |
| Cobalt, Total | 7440-48-4 | | | 5.90 | | 2.02 | 0.17 | 6.79 | | 1.99 | 0.17 | 6.16 | | 1.99 | 0.17 | 19.00 | | 2.22 | 0.18 | 7.29 | | 1.86 | 0.15 |
| Copper, Total | 7440-50-8 | 50 | 270 | 18.70 | | 1.01 | 0.26 | 14.20 | | 0.99 | 0.26 | 17.30 | | 0.99 | 0.26 | 37.90 | | 1.11 | 0.29 | 20.00 | | 0.93 | 0.24 |
| Iron, Total | 7439-89-6 | | | 21600 | | 5.05 | 0.912 | 13600 | | 4.97 | 0.898 | 14700 | | 4.96 | 0.897 | 38300 | | 5.56 | 1 | 17800 | | 4.65 | 0.84 |
| Lead, Total | 7439-92-1 | 63 | 400 | 1110.00 | | 5.05 | 0.27 | 4.40 | J | 4.97 | 0.27 | 4.06 | J | 4.96 | 0.27 | 81.10 | | 5.56 | 0.30 | 107.00 | | 4.65 | 0.25 |
| Magnesium, Total | 7439-95-4 | | | 2550.00 | | 10.10 | 1.55 | 3140.00 | | 9.94 | 1.53 | 3480.00 | | 9.93 | 1.53 | 13400.00 | | 11.10 | 1.71 | 31200.00 | | 9.30 | 1.43 |
| Manganese, Total | 7439-96-5 | 1600 | 2000 | 261.00 | | 1.01 | 0.16 | 122.00 | | 0.99 | 0.16 | 132.00 | | 0.99 | 0.16 | 292.00 | | 1.11 | 0.18 | 360.00 | | 0.93 | 0.15 |
| Mercury, Total | 7439-97-6 | 0.18 | 0.81 | 0.28 | | 0.08 | 0.05 | ND | | 0.08 | 0.05 | ND | | 0.08 | 0.05 | 0.13 | | 0.09 | 0.06 | 0.41 | | 0.08 | 0.05 |
| Nickel, Total | 7440-02-0 | 30 | 310 | 10.50 | | 2.52 | 0.24 | 12.80 | | 2.49 | 0.24 | 13.90 | | 2.48 | 0.24 | 45.60 | | 2.78 | 0.27 | 11.00 | | 2.32 | 0.23 |
| Potassium, Total | 7440-09-7 | | | 695.00 | | 252.00 | 14.50 | 1670.00 | | 249.00 | 14.30 | 1930.00 | | 248.00 | 14.30 | 10300.00 | | 278.00 | 16.00 | 2390.00 | | 232.00 | 13.40 |
| Selenium, Total | 7782-49-2 | 3.9 | 180 | 0.38 | J | 2.02 | 0.26 | ND | | 1.99 | 0.26 | ND | | 1.99 | 0.26 | 0.46 | J | 2.22 | 0.29 | ND | | 1.86 | 0.24 |
| Silver, Total | 7440-22-4 | 2 | 180 | ND | | 1.01 | 0.29 | ND | | 0.99 | 0.28 | ND | | 0.99 | 0.28 | ND | | 1.11 | 0.32 | ND | | 0.93 | 0.26 |
| Sodium, Total | 7440-23-5 | | | 566.00 | | 202.00 | 3.18 | 225.00 | | 199.00 | 3.13 | 339.00 | | 199.00 | 3.13 | 3330.00 | | 222.00 | 3.50 | 296.00 | | 186.00 | 2.93 |
| Thallium, Total | 7440-28-0 | | | ND | | 2.02 | 0.32 | ND | | 1.99 | 0.31 | ND | | 1.99 | 0.31 | ND | | 2.22 | 0.35 | ND | | 1.86 | 0.29 |
| Vanadium, Total | 7440-62-2 | | | 28.70 | | 1.01 | 0.21 | 21.00 | | 0.99 | 0.20 | 24.40 | | 0.99 | 0.20 | 101.00 | | 1.11 | 0.23 | 23.30 | | 0.93 | 0.19 |
| Zinc, Total | 7440-66-6 | 109 | 10000 | 109.00 | | 5.05 | 0.30 | 30.30 | | 4.97 | 0.29 | 30.20 | | 4.96 | 0.29 | 137.00 | | 5.56 | 0.33 | 49.20 | | 4.65 | 0.27 |
| **GENERAL CHEMISTRY** | | | | | | | | | | | | | | | | | | | | | | | |
| Solids, Total | NONE | | | 78.00 | | 0.10 | NA | 79.80 | | 0.10 | NA | 76.80 | | 0.10 | NA | 70.60 | | 0.10 | NA | 80.80 | | 0.10 | NA |
| Cyanide, Total | 57-12-5 | 27 | 27 | - | | - | - | - | | - | - | - | | - | - | - | | - | - | - | | - | - |

**Table 3.1 - Soil Sample Analytical Results**
**128-158 North Main Street**
**Portchester, New York**
**SESI Project # 12814**

| | | | BORING ID: | SB-1 | | | | SB-2 | | | | SB-3 | | | | SB-4 | | | | SB-5 | | | |
|---|---|---|---|---|---|---|---|---|---|---|---|---|---|---|---|---|---|---|---|---|---|---|---|
| | | | SAMPLE ID: | SB-1 (8.5-9) | | | | SB-2 (1-1.5) | | | | SB-3-6.5 | | | | SB-4-13.5 | | | | SB-5-1.5 | | | |
| | | | LAB ID: | L2226066-01 | | | | L2226066-02 | | | | L2232278-01 | | | | L2232278-02 | | | | L2232278-03 | | | |
| | | | COLLECTION DATE: | 5/17/2022 | | | | 5/17/2022 | | | | 6/16/2022 | | | | 6/16/2022 | | | | 6/16/2022 | | | |
| | | | SAMPLE DEPTH (FT BGS): | 8.5-9 | | | | 1-1.5 | | | | 6-6.5 | | | | 13-13.5 | | | | 1-1.5 | | | |
| | | | SAMPLE MATRIX: | SOIL | | | | SOIL | | | | SOIL | | | | SOIL | | | | SOIL | | | |
| **ANALYTE** | **CAS** | **NYSDEC USCOs** | **NYSDEC RRSCOs** | **Conc** | **Q** | **RL** | **MDL** | **Conc** | **Q** | **RL** | **MDL** | **Conc** | **Q** | **RL** | **MDL** | **Conc** | **Q** | **RL** | **MDL** | **Conc** | **Q** | **RL** | **MDL** |
| **VOLATILE ORGANICS BY EPA 5035 (mg/kg)** | | | | | | | | | | | | | | | | | | | | | | | |
| Methylene chloride | 75-09-2 | 0.05 | 100 | ND | | 0.35 | 0.16 | ND | | 0.00 | 0.00 | ND | | 0.01 | 0.00 | ND | | 0.00 | 0.00 | ND | | 0.00 | 0.00 |
| 1,1-Dichloroethane | 75-34-3 | 0.27 | 26 | ND | | 0.07 | 0.01 | ND | | 0.00 | 0.00 | ND | | 0.00 | 0.00 | ND | | 0.00 | 0.00 | ND | | 0.00 | 0.00 |
| Chloroform | 67-66-3 | 0.37 | 49 | ND | | 0.10 | 0.01 | ND | | 0.00 | 0.00 | ND | | 0.00 | 0.00 | ND | | 0.00 | 0.00 | ND | | 0.00 | 0.00 |
| Carbon tetrachloride | 56-23-5 | 0.76 | 2.4 | ND | | 0.07 | 0.02 | ND | | 0.00 | 0.00 | ND | | 0.00 | 0.00 | ND | | 0.00 | 0.00 | ND | | 0.00 | 0.00 |
| 1,2-Dichloropropane | 78-87-5 | | | ND | | 0.07 | 0.01 | ND | | 0.00 | 0.00 | ND | | 0.00 | 0.00 | ND | | 0.00 | 0.00 | ND | | 0.00 | 0.00 |
| Dibromochloromethane | 124-48-1 | | | ND | | 0.07 | 0.01 | ND | | 0.00 | 0.00 | ND | | 0.00 | 0.00 | ND | | 0.00 | 0.00 | ND | | 0.00 | 0.00 |
| 1,1,2-Trichloroethane | 79-00-5 | | | ND | | 0.07 | 0.02 | ND | | 0.00 | 0.00 | ND | | 0.00 | 0.00 | ND | | 0.00 | 0.00 | ND | | 0.00 | 0.00 |
| Tetrachloroethene | 127-18-4 | 1.3 | 19 | ND | | 0.04 | 0.01 | ND | | 0.00 | 0.00 | ND | | 0.00 | 0.00 | ND | | 0.00 | 0.00 | ND | | 0.00 | 0.00 |
| Chlorobenzene | 108-90-7 | 1.1 | 100 | ND | | 0.04 | 0.01 | ND | | 0.00 | 0.00 | ND | | 0.00 | 0.00 | ND | | 0.00 | 0.00 | ND | | 0.00 | 0.00 |
| Trichlorofluoromethane | 75-69-4 | | | ND | | 0.28 | 0.05 | ND | | 0.00 | 0.00 | ND | | 0.00 | 0.00 | ND | | 0.00 | 0.00 | ND | | 0.00 | 0.00 |
| 1,2-Dichloroethane | 107-06-2 | 0.02 | 3.1 | ND | | 0.07 | 0.02 | ND | | 0.00 | 0.00 | ND | | 0.00 | 0.00 | ND | | 0.00 | 0.00 | ND | | 0.00 | 0.00 |
| 1,1,1-Trichloroethane | 71-55-6 | 0.68 | 100 | ND | | 0.04 | 0.01 | ND | | 0.00 | 0.00 | ND | | 0.00 | 0.00 | ND | | 0.00 | 0.00 | ND | | 0.00 | 0.00 |
| Bromodichloromethane | 75-27-4 | | | ND | | 0.04 | 0.01 | ND | | 0.00 | 0.00 | ND | | 0.00 | 0.00 | ND | | 0.00 | 0.00 | ND | | 0.00 | 0.00 |
| trans-1,3-Dichloropropene | 10061-02-6 | | | ND | | 0.07 | 0.02 | ND | | 0.00 | 0.00 | ND | | 0.00 | 0.00 | ND | | 0.00 | 0.00 | ND | | 0.00 | 0.00 |
| cis-1,3-Dichloropropene | 10061-01-5 | | | ND | | 0.04 | 0.01 | ND | | 0.00 | 0.00 | ND | | 0.00 | 0.00 | ND | | 0.00 | 0.00 | ND | | 0.00 | 0.00 |
| 1,3-Dichloropropene, Total | 542-75-6 | | | ND | | 0.04 | 0.01 | ND | | 0.00 | 0.00 | ND | | 0.00 | 0.00 | ND | | 0.00 | 0.00 | ND | | 0.00 | 0.00 |
| 1,1-Dichloropropene | 563-58-6 | | | ND | | 0.04 | 0.01 | ND | | 0.00 | 0.00 | ND | | 0.00 | 0.00 | ND | | 0.00 | 0.00 | ND | | 0.00 | 0.00 |
| Bromoform | 75-25-2 | | | ND | | 0.28 | 0.02 | ND | | 0.00 | 0.00 | ND | | 0.00 | 0.00 | ND | | 0.00 | 0.00 | ND | | 0.00 | 0.00 |
| 1,1,2,2-Tetrachloroethane | 79-34-5 | | | ND | | 0.04 | 0.01 | ND | | 0.00 | 0.00 | ND | | 0.00 | 0.00 | ND | | 0.00 | 0.00 | ND | | 0.00 | 0.00 |
| Benzene | 71-43-2 | 0.06 | 4.8 | ND | | 0.04 | 0.01 | ND | | 0.00 | 0.00 | ND | | 0.00 | 0.00 | ND | | 0.00 | 0.00 | ND | | 0.00 | 0.00 |
| Toluene | 108-88-3 | 0.7 | 100 | 0.05 | J | 0.07 | 0.04 | ND | | 0.00 | 0.00 | ND | | 0.00 | 0.00 | ND | | 0.00 | 0.00 | ND | | 0.00 | 0.00 |
| Ethylbenzene | 100-41-4 | 1 | 41 | 1.20 | | 0.07 | 0.01 | ND | | 0.00 | 0.00 | ND | | 0.00 | 0.00 | ND | | 0.00 | 0.00 | ND | | 0.00 | 0.00 |
| Chloromethane | 74-87-3 | | | ND | | 0.28 | 0.07 | ND | | 0.00 | 0.00 | ND | | 0.00 | 0.00 | ND | | 0.00 | 0.00 | ND | | 0.00 | 0.00 |
| Bromomethane | 74-83-9 | | | ND | | 0.14 | 0.04 | ND | | 0.00 | 0.00 | ND | | 0.00 | 0.00 | ND | | 0.00 | 0.00 | ND | | 0.00 | 0.00 |
| Vinyl chloride | 75-01-4 | 0.02 | 0.9 | ND | | 0.07 | 0.02 | ND | | 0.00 | 0.00 | ND | | 0.00 | 0.00 | ND | | 0.00 | 0.00 | ND | | 0.00 | 0.00 |
| Chloroethane | 75-00-3 | | | ND | | 0.14 | 0.03 | ND | | 0.00 | 0.00 | ND | | 0.00 | 0.00 | ND | | 0.00 | 0.00 | ND | | 0.00 | 0.00 |
| 1,1-Dichloroethene | 75-35-4 | 0.33 | 100 | ND | | 0.07 | 0.02 | ND | | 0.00 | 0.00 | ND | | 0.00 | 0.00 | ND | | 0.00 | 0.00 | ND | | 0.00 | 0.00 |
| trans-1,2-Dichloroethene | 156-60-5 | 0.19 | 100 | ND | | 0.10 | 0.01 | ND | | 0.00 | 0.00 | ND | | 0.00 | 0.00 | ND | | 0.00 | 0.00 | ND | | 0.00 | 0.00 |
| Trichloroethene | 79-01-6 | 0.47 | 21 | ND | | 0.04 | 0.01 | ND | | 0.00 | 0.00 | ND | | 0.00 | 0.00 | ND | | 0.00 | 0.00 | ND | | 0.00 | 0.00 |
| 1,2-Dichlorobenzene | 95-50-1 | 1.1 | 100 | 2.10 | | 0.14 | 0.01 | ND | | 0.00 | 0.00 | ND | | 0.00 | 0.00 | 0.00 | | 0.00 | 0.00 | ND | | 0.00 | 0.00 |
| 1,3-Dichlorobenzene | 541-73-1 | 2.4 | 49 | 0.01 | J | 0.14 | 0.01 | ND | | 0.00 | 0.00 | ND | | 0.00 | 0.00 | ND | | 0.00 | 0.00 | ND | | 0.00 | 0.00 |
| 1,4-Dichlorobenzene | 106-46-7 | 1.8 | 13 | 0.22 | | 0.14 | 0.01 | ND | | 0.00 | 0.00 | ND | | 0.00 | 0.00 | 0.00 | J | 0.00 | 0.00 | ND | | 0.00 | 0.00 |
| Methyl tert butyl ether | 1634-04-4 | 0.93 | 100 | ND | | 0.14 | 0.01 | ND | | 0.00 | 0.00 | ND | | 0.00 | 0.00 | ND | | 0.00 | 0.00 | ND | | 0.00 | 0.00 |
| p/m-Xylene | 179601-23-1 | | | 0.34 | | 0.14 | 0.04 | ND | | 0.00 | 0.00 | ND | | 0.00 | 0.00 | ND | | 0.00 | 0.00 | ND | | 0.00 | 0.00 |
| o-Xylene | 95-47-6 | | | 0.90 | | 0.07 | 0.02 | ND | | 0.00 | 0.00 | ND | | 0.00 | 0.00 | ND | | 0.00 | 0.00 | ND | | 0.00 | 0.00 |
| Xylenes, Total | 1330-20-7 | 0.26 | 100 | 1.20 | | 0.07 | 0.02 | ND | | 0.00 | 0.00 | ND | | 0.00 | 0.00 | ND | | 0.00 | 0.00 | ND | | 0.00 | 0.00 |
| cis-1,2-Dichloroethene | 156-59-2 | 0.25 | 100 | ND | | 0.07 | 0.01 | ND | | 0.00 | 0.00 | ND | | 0.00 | 0.00 | ND | | 0.00 | 0.00 | ND | | 0.00 | 0.00 |
| 1,2-Dichloroethene, Total | 540-59-0 | | | ND | | 0.07 | 0.01 | ND | | 0.00 | 0.00 | ND | | 0.00 | 0.00 | ND | | 0.00 | 0.00 | ND | | 0.00 | 0.00 |
| Dibromomethane | 74-95-3 | | | ND | | 0.14 | 0.02 | ND | | 0.00 | 0.00 | ND | | 0.00 | 0.00 | ND | | 0.00 | 0.00 | ND | | 0.00 | 0.00 |
| Styrene | 100-42-5 | | | ND | | 0.07 | 0.01 | ND | | 0.00 | 0.00 | ND | | 0.00 | 0.00 | ND | | 0.00 | 0.00 | ND | | 0.00 | 0.00 |
| Dichlorodifluoromethane | 75-71-8 | | | ND | | 0.70 | 0.06 | ND | | 0.01 | 0.00 | ND | | 0.01 | 0.00 | ND | | 0.01 | 0.00 | ND | | 0.01 | 0.00 |
| Acetone | 67-64-1 | 0.05 | 100 | 0.43 | J | 0.70 | 0.34 | 0.01 | J | 0.01 | 0.00 | ND | | 0.01 | 0.00 | 0.02 | | 0.01 | 0.00 | ND | | 0.01 | 0.00 |
| Carbon disulfide | 75-15-0 | | | ND | | 0.70 | 0.32 | ND | | 0.01 | 0.00 | ND | | 0.01 | 0.00 | ND | | 0.01 | 0.00 | ND | | 0.01 | 0.00 |
| 2-Butanone | 78-93-3 | 0.12 | 100 | ND | | 0.70 | 0.16 | ND | | 0.01 | 0.00 | ND | | 0.01 | 0.00 | 0.00 | J | 0.01 | 0.00 | ND | | 0.01 | 0.00 |
| Vinyl acetate | 108-05-4 | | | ND | | 0.70 | 0.15 | ND | | 0.01 | 0.00 | ND | | 0.01 | 0.00 | ND | | 0.01 | 0.00 | ND | | 0.01 | 0.00 |
| 4-Methyl-2-pentanone | 108-10-1 | | | ND | | 0.70 | 0.09 | ND | | 0.01 | 0.00 | ND | | 0.01 | 0.00 | ND | | 0.01 | 0.00 | ND | | 0.01 | 0.00 |
| 1,2,3-Trichloropropane | 96-18-4 | | | ND | | 0.14 | 0.01 | ND | | 0.00 | 0.00 | ND | | 0.00 | 0.00 | ND | | 0.00 | 0.00 | ND | | 0.00 | 0.00 |
| 2-Hexanone | 591-78-6 | | | ND | | 0.70 | 0.08 | ND | | 0.01 | 0.00 | ND | | 0.01 | 0.00 | ND | | 0.01 | 0.00 | ND | | 0.01 | 0.00 |
| Bromochloromethane | 74-97-5 | | | ND | | 0.14 | 0.01 | ND | | 0.00 | 0.00 | ND | | 0.00 | 0.00 | ND | | 0.00 | 0.00 | ND | | 0.00 | 0.00 |
| 2,2-Dichloropropane | 594-20-7 | | | ND | | 0.14 | 0.01 | ND | | 0.00 | 0.00 | ND | | 0.00 | 0.00 | ND | | 0.00 | 0.00 | ND | | 0.00 | 0.00 |
| 1,2-Dibromoethane | 106-93-4 | | | ND | | 0.07 | 0.02 | ND | | 0.00 | 0.00 | ND | | 0.00 | 0.00 | ND | | 0.00 | 0.00 | ND | | 0.00 | 0.00 |
| 1,3-Dichloropropane | 142-28-9 | | | ND | | 0.14 | 0.01 | ND | | 0.00 | 0.00 | ND | | 0.00 | 0.00 | ND | | 0.00 | 0.00 | ND | | 0.00 | 0.00 |
| 1,1,1,2-Tetrachloroethane | 630-20-6 | | | ND | | 0.04 | 0.01 | ND | | 0.00 | 0.00 | ND | | 0.00 | 0.00 | ND | | 0.00 | 0.00 | ND | | 0.00 | 0.00 |
| Bromobenzene | 108-86-1 | | | ND | | 0.14 | 0.01 | ND | | 0.00 | 0.00 | ND | | 0.00 | 0.00 | ND | | 0.00 | 0.00 | ND | | 0.00 | 0.00 |
| n-Butylbenzene | 104-51-8 | 12 | 100 | 1.80 | | 0.07 | 0.01 | ND | | 0.00 | 0.00 | ND | | 0.00 | 0.00 | 0.00 | | 0.00 | 0.00 | ND | | 0.00 | 0.00 |
| sec-Butylbenzene | 135-98-8 | 11 | 100 | 0.81 | | 0.07 | 0.01 | ND | | 0.00 | 0.00 | ND | | 0.00 | 0.00 | 0.00 | | 0.00 | 0.00 | ND | | 0.00 | 0.00 |
| tert-Butylbenzene | 98-06-6 | 5.9 | 100 | 0.06 | J | 0.14 | 0.01 | ND | | 0.00 | 0.00 | ND | | 0.00 | 0.00 | ND | | 0.00 | 0.00 | ND | | 0.00 | 0.00 |
| **VOLATILE ORGANICS BY EPA 5035 (mg/kg)** | | | | | | | | | | | | | | | | | | | | | | | |
| o-Chlorotoluene | 95-49-8 | | | ND | | 0.14 | 0.01 | ND | | 0.00 | 0.00 | ND | | 0.00 | 0.00 | ND | | 0.00 | 0.00 | ND | | 0.00 | 0.00 |
| p-Chlorotoluene | 106-43-4 | | | ND | | 0.14 | 0.01 | ND | | 0.00 | 0.00 | ND | | 0.00 | 0.00 | ND | | 0.00 | 0.00 | ND | | 0.00 | 0.00 |
| 1,2-Dibromo-3-chloropropane | 96-12-8 | | | ND | | 0.21 | 0.07 | ND | | 0.00 | 0.00 | ND | | 0.00 | 0.00 | ND | | 0.00 | 0.00 | ND | | 0.00 | 0.00 |
| Hexachlorobutadiene | 87-68-3 | | | ND | | 0.28 | 0.01 | ND | | 0.00 | 0.00 | ND | | 0.00 | 0.00 | ND | | 0.00 | 0.00 | ND | | 0.00 | 0.00 |
| Isopropylbenzene | 98-82-8 | | | 0.91 | | 0.07 | 0.01 | ND | | 0.00 | 0.00 | ND | | 0.00 | 0.00 | 0.00 | J | 0.00 | 0.00 | ND | | 0.00 | 0.00 |
| p-Isopropyltoluene | 99-87-6 | | | 1.30 | | 0.07 | 0.01 | ND | | 0.00 | 0.00 | ND | | 0.00 | 0.00 | ND | | 0.00 | 0.00 | ND | | 0.00 | 0.00 |
| Naphthalene | 91-20-3 | 12 | 100 | 0.90 | | 0.28 | 0.05 | ND | | 0.00 | 0.00 | ND | | 0.00 | 0.00 | ND | | 0.00 | 0.00 | ND | | 0.00 | 0.00 |
| Acrylonitrile | 107-13-1 | | | ND | | 0.28 | 0.08 | ND | | 0.00 | 0.00 | ND | | 0.00 | 0.00 | ND | | 0.00 | 0.00 | ND | | 0.00 | 0.00 |

**Table 3.1 - Soil Sample Analytical Results**
**128-158 North Main Street**
**Portchester, New York**
**SESI Project # 12814**

| | | | BORING ID: | SB-1 | | | | SB-2 | | | | SB-3 | | | | SB-4 | | | | SB-5 | | | |
|---|---|---|---|---|---|---|---|---|---|---|---|---|---|---|---|---|---|---|---|---|---|---|---|
| | | | SAMPLE ID: | SB-1 (8.5-9) | | | | SB-2 (1-1.5) | | | | SB-3-6.5 | | | | SB-4-13.5 | | | | SB-5-1.5 | | | |
| | | | LAB ID: | L2226066-01 | | | | L2226066-02 | | | | L2232278-01 | | | | L2232278-02 | | | | L2232278-03 | | | |
| | | | COLLECTION DATE: | 5/17/2022 | | | | 5/17/2022 | | | | 6/16/2022 | | | | 6/16/2022 | | | | 6/16/2022 | | | |
| | | | SAMPLE DEPTH (FT BGS): | 8.5-9 | | | | 1-1.5 | | | | 6-6.5 | | | | 13-13.5 | | | | 1-1.5 | | | |
| | | | SAMPLE MATRIX: | SOIL | | | | SOIL | | | | SOIL | | | | SOIL | | | | SOIL | | | |
| **ANALYTE** | **CAS** | **NYSDEC USCOs** | **NYSDEC RRSCOs** | **Conc** | **Q** | **RL** | **MDL** | **Conc** | **Q** | **RL** | **MDL** | **Conc** | **Q** | **RL** | **MDL** | **Conc** | **Q** | **RL** | **MDL** | **Conc** | **Q** | **RL** | **MDL** |
| n-Propylbenzene | 103-65-1 | 3.9 | 100 | 1.80 | | 0.07 | 0.01 | ND | | 0.00 | 0.00 | ND | | 0.00 | 0.00 | ND | | 0.00 | 0.00 | ND | | 0.00 | 0.00 |
| 1,2,3-Trichlorobenzene | 87-61-6 | | | ND | | 0.14 | 0.02 | ND | | 0.00 | 0.00 | ND | | 0.00 | 0.00 | ND | | 0.00 | 0.00 | ND | | 0.00 | 0.00 |
| 1,2,4-Trichlorobenzene | 120-82-1 | | | ND | | 0.14 | 0.02 | ND | | 0.00 | 0.00 | ND | | 0.00 | 0.00 | ND | | 0.00 | 0.00 | ND | | 0.00 | 0.00 |
| 1,3,5-Trimethylbenzene | 108-67-8 | 8.4 | 52 | 0.27 | | 0.14 | 0.01 | ND | | 0.00 | 0.00 | ND | | 0.00 | 0.00 | ND | | 0.00 | 0.00 | ND | | 0.00 | 0.00 |
| 1,2,4-Trimethylbenzene | 95-63-6 | 3.6 | 52 | 5.40 | | 0.14 | 0.02 | ND | | 0.00 | 0.00 | ND | | 0.00 | 0.00 | ND | | 0.00 | 0.00 | ND | | 0.00 | 0.00 |
| 1,4-Dioxane | 123-91-1 | 0.1 | 13 | ND | | 5.60 | 2.50 | ND | | 0.08 | 0.03 | ND | | 0.08 | 0.04 | ND | | 0.08 | 0.03 | ND | | 0.08 | 0.03 |
| p-Diethylbenzene | 105-05-5 | | | 1.10 | | 0.14 | 0.01 | ND | | 0.00 | 0.00 | ND | | 0.00 | 0.00 | 0.01 | | 0.00 | 0.00 | ND | | 0.00 | 0.00 |
| p-Ethyltoluene | 622-96-8 | | | 3.00 | | 0.14 | 0.03 | ND | | 0.00 | 0.00 | ND | | 0.00 | 0.00 | ND | | 0.00 | 0.00 | ND | | 0.00 | 0.00 |
| 1,2,4,5-Tetramethylbenzene | 95-93-2 | | | 2.20 | | 0.14 | 0.01 | ND | | 0.00 | 0.00 | ND | | 0.00 | 0.00 | ND | | 0.00 | 0.00 | ND | | 0.00 | 0.00 |
| Ethyl ether | 60-29-7 | | | ND | | 0.14 | 0.02 | ND | | 0.00 | 0.00 | ND | | 0.00 | 0.00 | ND | | 0.00 | 0.00 | ND | | 0.00 | 0.00 |
| trans-1,4-Dichloro-2-butene | 110-57-6 | | | ND | | 0.35 | 0.10 | ND | | 0.00 | 0.00 | ND | | 0.01 | 0.00 | ND | | 0.00 | 0.00 | ND | | 0.00 | 0.00 |
| Total VOCs | | | | 24.80 | - | - | - | 0.01 | - | - | - | - | - | - | - | 0.04 | - | - | - | - | - | - | - |
| **VOLATILE ORGANICS BY EPA 5035-TIC (mg/kg)** | | | | | | | | | | | | | | | | | | | | | | | |
| Unknown Benzene | | | | 14.80 | J | 0.00 | 0.00 | - | - | - | - | - | - | - | - | - | - | - | - | - | - | - | - |
| Unknown Aromatic | | | | - | | - | - | - | | - | - | - | | - | - | 0.07 | J | 0.00 | 0.00 | - | - | - | - |
| Unknown Benzene | | | | 4.77 | J | 0.00 | 0.00 | - | - | - | - | - | - | - | - | - | - | - | - | - | - | - | - |
| Unknown Aromatic | | | | 15.00 | J | 0.00 | 0.00 | - | - | - | - | - | - | - | - | - | - | - | - | - | - | - | - |
| Unknown | | | | - | | - | - | 0.00 | J | 0.00 | 0.00 | - | | - | - | - | | - | - | - | | - | - |
| Unknown Alkane | | | | 16.80 | J | 0.00 | 0.00 | - | - | - | - | - | - | - | - | - | - | - | - | - | - | - | - |
| Octane | 000111-65-9 | | | 5.44 | NJ | 0.00 | 0.00 | - | - | - | - | - | - | - | - | - | - | - | - | - | - | - | - |
| Decane, 3,7-dimethyl- | 017312-54-8 | | | - | | - | - | - | | - | - | - | | - | - | 0.07 | NJ | 0.00 | 0.00 | - | - | - | - |
| Undecane, 3-methyl- | 001002-43-3 | | | - | | - | - | - | | - | - | - | | - | - | 0.05 | NJ | 0.00 | 0.00 | - | - | - | - |
| Unknown Aromatic | | | | 8.08 | J | 0.00 | 0.00 | - | - | - | - | - | - | - | - | - | - | - | - | - | - | - | - |
| Unknown Alkane | | | | - | | - | - | - | | - | - | - | | - | - | 0.07 | J | 0.00 | 0.00 | - | - | - | - |
| Unknown | | | | 4.74 | J | 0.00 | 0.00 | - | | - | - | - | | - | - | 0.04 | J | 0.00 | 0.00 | - | - | - | - |
| No Tentatively Identified Compounds | | | | - | | - | - | - | | - | - | ND | | 0.00 | 0.00 | - | | - | - | ND | | 0.00 | 0.00 |
| Unknown Benzene | | | | - | | - | - | - | | - | - | - | | - | - | 0.03 | J | 0.00 | 0.00 | - | - | - | - |
| Unknown | | | | - | | - | - | - | | - | - | - | | - | - | 0.06 | J | 0.00 | 0.00 | - | - | - | - |
| Unknown Alkane | | | | - | | - | - | - | | - | - | - | | - | - | 0.03 | J | 0.00 | 0.00 | - | - | - | - |
| Unknown | | | | 4.48 | J | 0.00 | 0.00 | - | | - | - | - | | - | - | 0.04 | J | 0.00 | 0.00 | - | | - | - |
| Unknown Benzene | | | | 7.62 | J | 0.00 | 0.00 | - | - | - | - | - | - | - | - | - | - | - | - | - | - | - | - |
| Unknown Aromatic | | | | 5.30 | J | 0.00 | 0.00 | - | - | - | - | - | - | - | - | - | - | - | - | - | - | - | - |
| Unknown | | | | 5.81 | J | 0.00 | 0.00 | - | | - | - | - | | - | - | 0.07 | J | 0.00 | 0.00 | - | | - | - |
| Unknown Aromatic | | | | 17.40 | J | 0.00 | 0.00 | - | - | - | - | - | - | - | - | - | - | - | - | - | - | - | - |
| Unknown Naphthalene | | | | - | | - | - | - | | - | - | - | | - | - | 0.05 | J | 0.00 | 0.00 | - | - | - | - |
| Cyclotrisiloxane, Hexamethyl- | 000541-05-9 | | | - | | - | - | - | | - | - | - | | - | - | - | | - | - | - | | - | - |
| Unknown Aromatic | | | | 10.60 | J | 0.00 | 0.00 | - | - | - | - | - | - | - | - | - | - | - | - | - | - | - | - |
| Unknown Alkane | | | | - | | - | - | - | | - | - | - | | - | - | 0.04 | J | 0.00 | 0.00 | - | - | - | - |
| Unknown Alkane | | | | - | | - | - | - | | - | - | - | | - | - | 0.07 | J | 0.00 | 0.00 | - | - | - | - |
| Unknown Alkane | | | | - | | - | - | - | | - | - | - | | - | - | 0.08 | J | 0.00 | 0.00 | - | - | - | - |
| Benzene, 1-propenyl- | 000637-50-3 | | | 5.85 | NJ | 0.00 | 0.00 | - | - | - | - | - | - | - | - | - | - | - | - | - | - | - | - |
| Unknown Aromatic | | | | 6.19 | J | 0.00 | 0.00 | - | - | - | - | - | - | - | - | - | - | - | - | - | - | - | - |
| Octane, 2,6-dimethyl- | 002051-30-1 | | | - | | - | - | - | | - | - | - | | - | - | 0.04 | NJ | 0.00 | 0.00 | - | - | - | - |
| Total TIC Compounds | | | | 133.00 | J | 0.00 | 0.00 | 0.00 | J | 0.00 | 0.00 | - | | - | - | 0.83 | J | 0.00 | 0.00 | - | | - | - |
| **PERFLUORINATED ALKYL ACIDS BY ISOTOPE DILUTION (ng/g)** | | | | | | | | | | | | | | | | | | | | | | | |
| Perfluorobutanoic Acid (PFBA) | 375-22-4 | | | - | - | - | - | - | - | - | - | - | - | - | - | - | - | - | - | - | - | - | - |
| Perfluoropentanoic Acid (PFPeA) | 2706-90-3 | | | - | - | - | - | - | - | - | - | - | - | - | - | - | - | - | - | - | - | - | - |
| Perfluorobutanesulfonic Acid (PFBS) | 375-73-5 | | | - | - | - | - | - | - | - | - | - | - | - | - | - | - | - | - | - | - | - | - |
| Perfluorohexanoic Acid (PFHxA) | 307-24-4 | | | - | - | - | - | - | - | - | - | - | - | - | - | - | - | - | - | - | - | - | - |
| Perfluoroheptanoic Acid (PFHpA) | 375-85-9 | | | - | - | - | - | - | - | - | - | - | - | - | - | - | - | - | - | - | - | - | - |
| Perfluorohexanesulfonic Acid (PFHxS) | 355-46-4 | | | - | - | - | - | - | - | - | - | - | - | - | - | - | - | - | - | - | - | - | - |
| Perfluorooctanoic Acid (PFOA) | 335-67-1 | 0.00066 | 0.033 | - | - | - | - | - | - | - | - | - | - | - | - | - | - | - | - | - | - | - | - |
| 1H,1H,2H,2H-Perfluorooctanesulfonic Acid (6:2FTS) | 27619-97-2 | | | - | - | - | - | - | - | - | - | - | - | - | - | - | - | - | - | - | - | - | - |
| Perfluoroheptanesulfonic Acid (PFHpS) | 375-92-8 | | | - | - | - | - | - | - | - | - | - | - | - | - | - | - | - | - | - | - | - | - |
| Perfluorononanoic Acid (PFNA) | 375-95-1 | | | - | - | - | - | - | - | - | - | - | - | - | - | - | - | - | - | - | - | - | - |
| Perfluorooctanesulfonic Acid (PFOS) | 1763-23-1 | 0.00088 | 0.044 | - | - | - | - | - | - | - | - | - | - | - | - | - | - | - | - | - | - | - | - |
| Perfluorodecanoic Acid (PFDA) | 335-76-2 | | | - | - | - | - | - | - | - | - | - | - | - | - | - | - | - | - | - | - | - | - |
| 1H,1H,2H,2H-Perfluorodecanesulfonic Acid (8:2FTS) | 39108-34-4 | | | - | - | - | - | - | - | - | - | - | - | - | - | - | - | - | - | - | - | - | - |
| N-Methyl Perfluorooctanesulfonamidoacetic Acid (NMeFOSAA) | 2355-31-9 | | | - | - | - | - | - | - | - | - | - | - | - | - | - | - | - | - | - | - | - | - |
| Perfluoroundecanoic Acid (PFUnA) | 2058-94-8 | | | - | - | - | - | - | - | - | - | - | - | - | - | - | - | - | - | - | - | - | - |
| Perfluorodecanesulfonic Acid (PFDS) | 335-77-3 | | | - | - | - | - | - | - | - | - | - | - | - | - | - | - | - | - | - | - | - | - |
| Perfluorooctanesulfonamide (FOSA) | 754-91-6 | | | - | - | - | - | - | - | - | - | - | - | - | - | - | - | - | - | - | - | - | - |
| N-Ethyl Perfluorooctanesulfonamidoacetic Acid (NEtFOSAA) | 2991-50-6 | | | - | - | - | - | - | - | - | - | - | - | - | - | - | - | - | - | - | - | - | - |
| Perfluorododecanoic Acid (PFDoA) | 307-55-1 | | | - | - | - | - | - | - | - | - | - | - | - | - | - | - | - | - | - | - | - | - |
| Perfluorotridecanoic Acid (PFTrDA) | 72629-94-8 | | | - | - | - | - | - | - | - | - | - | - | - | - | - | - | - | - | - | - | - | - |
| Perfluorotetradecanoic Acid (PFTA) | 376-06-7 | | | - | - | - | - | - | - | - | - | - | - | - | - | - | - | - | - | - | - | - | - |
| PFOA/PFOS, Total | | | | - | - | - | - | - | - | - | - | - | - | - | - | - | - | - | - | - | - | - | - |

**Table 3.1 - Soil Sample Analytical Results**
**128-158 North Main Street**
**Portchester, New York**
**SESI Project # 12814**

| | | | BORING ID: | SB-1 | | | | SB-2 | | | | SB-3 | | | | SB-4 | | | | SB-5 | | | |
|---|---|---|---|---|---|---|---|---|---|---|---|---|---|---|---|---|---|---|---|---|---|---|---|
| | | | SAMPLE ID: | SB-1 (8.5-9) | | | | SB-2 (1-1.5) | | | | SB-3-6.5 | | | | SB-4-13.5 | | | | SB-5-1.5 | | | |
| | | | LAB ID: | L2226066-01 | | | | L2226066-02 | | | | L2232278-01 | | | | L2232278-02 | | | | L2232278-03 | | | |
| | | | COLLECTION DATE: | 5/17/2022 | | | | 5/17/2022 | | | | 6/16/2022 | | | | 6/16/2022 | | | | 6/16/2022 | | | |
| | | | SAMPLE DEPTH (FT BGS): | 8.5-9 | | | | 1-1.5 | | | | 6-6.5 | | | | 13-13.5 | | | | 1-1.5 | | | |
| | | | SAMPLE MATRIX: | SOIL | | | | SOIL | | | | SOIL | | | | SOIL | | | | SOIL | | | |
| ANALYTE | CAS | NYSDEC USCOs | NYSDEC RRSCOs | Conc | Q | RL | MDL | Conc | Q | RL | MDL | Conc | Q | RL | MDL | Conc | Q | RL | MDL | Conc | Q | RL | MDL |
| **SEMIVOLATILE ORGANICS BY GC/MS (mg/kg)** | | | | | | | | | | | | | | | | | | | | | | | |
| Acenaphthene | 83-32-9 | 20 | 100 | 0.95 | | 0.16 | 0.02 | ND | | 0.16 | 0.02 | ND | | 0.73 | 0.09 | ND | | 0.17 | 0.02 | ND | | 0.14 | 0.02 |
| 1,2,4-Trichlorobenzene | 120-82-1 | | | ND | | 0.20 | 0.02 | ND | | 0.19 | 0.02 | ND | | 0.91 | 0.10 | ND | | 0.21 | 0.02 | ND | | 0.18 | 0.02 |
| Hexachlorobenzene | 118-74-1 | 0.33 | 1.2 | ND | | 0.12 | 0.02 | ND | | 0.12 | 0.02 | ND | | 0.55 | 0.10 | ND | | 0.13 | 0.02 | ND | | 0.11 | 0.02 |
| Bis(2-chloroethyl)ether | 111-44-4 | | | ND | | 0.18 | 0.03 | ND | | 0.17 | 0.03 | ND | | 0.82 | 0.12 | ND | | 0.19 | 0.03 | ND | | 0.16 | 0.02 |
| 2-Chloronaphthalene | 91-58-7 | | | ND | | 0.20 | 0.02 | ND | | 0.19 | 0.02 | ND | | 0.91 | 0.09 | ND | | 0.21 | 0.02 | ND | | 0.18 | 0.02 |
| 1,2-Dichlorobenzene | 95-50-1 | 1.1 | 100 | 0.46 | | 0.20 | 0.04 | ND | | 0.19 | 0.04 | ND | | 0.91 | 0.16 | ND | | 0.21 | 0.04 | ND | | 0.18 | 0.03 |
| 1,3-Dichlorobenzene | 541-73-1 | 2.4 | 49 | ND | | 0.20 | 0.04 | ND | | 0.19 | 0.03 | ND | | 0.91 | 0.16 | ND | | 0.21 | 0.04 | ND | | 0.18 | 0.03 |
| 1,4-Dichlorobenzene | 106-46-7 | 1.8 | 13 | 0.05 | J | 0.20 | 0.04 | ND | | 0.19 | 0.03 | ND | | 0.91 | 0.16 | ND | | 0.21 | 0.04 | ND | | 0.18 | 0.03 |
| 3,3'-Dichlorobenzidine | 91-94-1 | | | ND | | 0.20 | 0.05 | ND | | 0.19 | 0.05 | ND | | 0.91 | 0.24 | ND | | 0.21 | 0.06 | ND | | 0.18 | 0.05 |
| 2,4-Dinitrotoluene | 121-14-2 | | | ND | | 0.20 | 0.04 | ND | | 0.19 | 0.04 | ND | | 0.91 | 0.18 | ND | | 0.21 | 0.04 | ND | | 0.18 | 0.04 |
| 2,6-Dinitrotoluene | 606-20-2 | | | ND | | 0.20 | 0.04 | ND | | 0.19 | 0.03 | ND | | 0.91 | 0.16 | ND | | 0.21 | 0.04 | ND | | 0.18 | 0.03 |
| Fluoranthene | 206-44-0 | 100 | 100 | 0.60 | | 0.12 | 0.02 | 0.03 | J | 0.12 | 0.02 | 0.38 | J | 0.55 | 0.10 | ND | | 0.13 | 0.02 | 0.09 | J | 0.11 | 0.02 |
| 4-Chlorophenyl phenyl ether | 7005-72-3 | | | ND | | 0.20 | 0.02 | ND | | 0.19 | 0.02 | ND | | 0.91 | 0.10 | ND | | 0.21 | 0.02 | ND | | 0.18 | 0.02 |
| 4-Bromophenyl phenyl ether | 101-55-3 | | | ND | | 0.20 | 0.03 | ND | | 0.19 | 0.03 | ND | | 0.91 | 0.14 | ND | | 0.21 | 0.03 | ND | | 0.18 | 0.03 |
| Bis(2-chloroisopropyl)ether | 108-60-1 | | | ND | | 0.24 | 0.04 | ND | | 0.23 | 0.03 | ND | | 1.10 | 0.16 | ND | | 0.25 | 0.04 | ND | | 0.22 | 0.03 |
| Bis(2-chloroethoxy)methane | 111-91-1 | | | ND | | 0.22 | 0.02 | ND | | 0.21 | 0.02 | ND | | 0.98 | 0.09 | ND | | 0.23 | 0.02 | ND | | 0.20 | 0.02 |
| Hexachlorobutadiene | 87-68-3 | | | ND | | 0.20 | 0.03 | ND | | 0.19 | 0.03 | ND | | 0.91 | 0.13 | ND | | 0.21 | 0.03 | ND | | 0.18 | 0.03 |
| Hexachlorocyclopentadiene | 77-47-4 | | | ND | | 0.58 | 0.18 | ND | | 0.56 | 0.18 | ND | | 2.60 | 0.82 | ND | | 0.60 | 0.19 | ND | | 0.52 | 0.16 |
| Hexachloroethane | 67-72-1 | | | ND | | 0.16 | 0.03 | ND | | 0.16 | 0.03 | ND | | 0.73 | 0.15 | ND | | 0.17 | 0.03 | ND | | 0.14 | 0.03 |
| Isophorone | 78-59-1 | | | ND | | 0.18 | 0.03 | ND | | 0.17 | 0.03 | ND | | 0.82 | 0.12 | ND | | 0.19 | 0.03 | ND | | 0.16 | 0.02 |
| Naphthalene | 91-20-3 | 12 | 100 | ND | | 0.20 | 0.03 | ND | | 0.19 | 0.02 | ND | | 0.91 | 0.11 | ND | | 0.21 | 0.03 | ND | | 0.18 | 0.02 |
| Nitrobenzene | 98-95-3 | | | ND | | 0.18 | 0.03 | ND | | 0.17 | 0.03 | ND | | 0.82 | 0.13 | ND | | 0.19 | 0.03 | ND | | 0.16 | 0.03 |
| NDPA/DPA | 86-30-6 | | | ND | | 0.16 | 0.02 | ND | | 0.16 | 0.02 | ND | | 0.73 | 0.10 | ND | | 0.17 | 0.02 | ND | | 0.14 | 0.02 |
| n-Nitrosodi-n-propylamine | 621-64-7 | | | ND | | 0.20 | 0.03 | ND | | 0.19 | 0.03 | ND | | 0.91 | 0.14 | ND | | 0.21 | 0.03 | ND | | 0.18 | 0.03 |
| Bis(2-ethylhexyl)phthalate | 117-81-7 | | | ND | | 0.20 | 0.07 | ND | | 0.19 | 0.07 | ND | | 0.91 | 0.32 | ND | | 0.21 | 0.07 | ND | | 0.18 | 0.06 |
| Butyl benzyl phthalate | 85-68-7 | | | ND | | 0.20 | 0.05 | ND | | 0.19 | 0.05 | ND | | 0.91 | 0.23 | ND | | 0.21 | 0.05 | ND | | 0.18 | 0.05 |
| Di-n-butylphthalate | 84-74-2 | | | ND | | 0.20 | 0.04 | ND | | 0.19 | 0.04 | ND | | 0.91 | 0.17 | ND | | 0.21 | 0.04 | ND | | 0.18 | 0.03 |
| Di-n-octylphthalate | 117-84-0 | | | ND | | 0.20 | 0.07 | ND | | 0.19 | 0.07 | ND | | 0.91 | 0.31 | ND | | 0.21 | 0.07 | ND | | 0.18 | 0.06 |
| Diethyl phthalate | 84-66-2 | | | ND | | 0.20 | 0.02 | ND | | 0.19 | 0.02 | ND | | 0.91 | 0.08 | ND | | 0.21 | 0.02 | ND | | 0.18 | 0.02 |
| Dimethyl phthalate | 131-11-3 | | | ND | | 0.20 | 0.04 | ND | | 0.19 | 0.04 | ND | | 0.91 | 0.19 | ND | | 0.21 | 0.04 | ND | | 0.18 | 0.04 |
| Benzo(a)anthracene | 56-55-3 | 1 | 1 | 0.82 | | 0.12 | 0.02 | 0.02 | J | 0.12 | 0.02 | 0.21 | J | 0.55 | 0.10 | 0.31 | | 0.13 | 0.02 | 0.06 | J | 0.11 | 0.02 |
| Benzo(a)pyrene | 50-32-8 | 1 | 1 | 0.45 | | 0.16 | 0.05 | ND | | 0.16 | 0.05 | ND | | 0.73 | 0.22 | 0.11 | J | 0.17 | 0.05 | 0.07 | J | 0.14 | 0.04 |
| Benzo(b)fluoranthene | 205-99-2 | 1 | 1 | 0.21 | | 0.12 | 0.03 | ND | | 0.12 | 0.03 | 0.23 | J | 0.55 | 0.15 | ND | | 0.13 | 0.04 | 0.09 | J | 0.11 | 0.03 |
| Benzo(k)fluoranthene | 207-08-9 | 0.8 | 3.9 | ND | | 0.12 | 0.03 | ND | | 0.12 | 0.03 | ND | | 0.55 | 0.14 | ND | | 0.13 | 0.03 | ND | | 0.11 | 0.03 |
| Chrysene | 218-01-9 | 1 | 3.9 | 1.70 | | 0.12 | 0.02 | 0.02 | J | 0.12 | 0.02 | 0.22 | J | 0.55 | 0.10 | 0.46 | | 0.13 | 0.02 | 0.06 | J | 0.11 | 0.02 |
| Acenaphthylene | 208-96-8 | 100 | 100 | ND | | 0.16 | 0.03 | ND | | 0.16 | 0.03 | ND | | 0.73 | 0.14 | ND | | 0.17 | 0.03 | ND | | 0.14 | 0.03 |
| Anthracene | 120-12-7 | 100 | 100 | 3.70 | | 0.12 | 0.04 | ND | | 0.12 | 0.04 | ND | | 0.55 | 0.18 | 0.12 | J | 0.13 | 0.04 | ND | | 0.11 | 0.04 |
| Benzo(ghi)perylene | 191-24-2 | 100 | 100 | 0.24 | | 0.16 | 0.02 | ND | | 0.16 | 0.02 | 0.13 | J | 0.73 | 0.11 | 0.07 | J | 0.17 | 0.03 | 0.04 | J | 0.14 | 0.02 |
| Fluorene | 86-73-7 | 30 | 100 | 2.80 | | 0.20 | 0.02 | ND | | 0.19 | 0.02 | ND | | 0.91 | 0.09 | 0.76 | | 0.21 | 0.02 | ND | | 0.18 | 0.02 |
| Phenanthrene | 85-01-8 | 100 | 100 | 9.00 | | 0.61 | 0.12 | ND | | 0.12 | 0.02 | 0.32 | J | 0.55 | 0.11 | 0.95 | | 0.13 | 0.03 | 0.03 | J | 0.11 | 0.02 |
| Dibenzo(a,h)anthracene | 53-70-3 | 0.33 | 0.33 | ND | | 0.12 | 0.02 | ND | | 0.12 | 0.02 | ND | | 0.55 | 0.10 | ND | | 0.13 | 0.02 | ND | | 0.11 | 0.02 |
| Indeno(1,2,3-cd)pyrene | 193-39-5 | 0.5 | 0.5 | 0.09 | J | 0.16 | 0.03 | ND | | 0.16 | 0.03 | ND | | 0.73 | 0.13 | ND | | 0.17 | 0.03 | 0.04 | J | 0.14 | 0.03 |
| Pyrene | 129-00-0 | 100 | 100 | 5.40 | | 0.12 | 0.02 | 0.04 | J | 0.12 | 0.02 | 0.38 | J | 0.55 | 0.09 | 2.10 | | 0.13 | 0.02 | 0.08 | J | 0.11 | 0.02 |
| Biphenyl | 92-52-4 | | | 1.10 | | 0.47 | 0.03 | ND | | 0.44 | 0.03 | ND | | 2.10 | 0.12 | ND | | 0.48 | 0.03 | ND | | 0.41 | 0.02 |
| 4-Chloroaniline | 106-47-8 | | | ND | | 0.20 | 0.04 | ND | | 0.19 | 0.04 | ND | | 0.91 | 0.16 | ND | | 0.21 | 0.04 | ND | | 0.18 | 0.03 |
| 2-Nitroaniline | 88-74-4 | | | ND | | 0.20 | 0.04 | ND | | 0.19 | 0.04 | ND | | 0.91 | 0.18 | ND | | 0.21 | 0.04 | ND | | 0.18 | 0.04 |
| 3-Nitroaniline | 99-09-2 | | | ND | | 0.20 | 0.04 | ND | | 0.19 | 0.04 | ND | | 0.91 | 0.17 | ND | | 0.21 | 0.04 | ND | | 0.18 | 0.03 |
| 4-Nitroaniline | 100-01-6 | | | ND | | 0.20 | 0.09 | ND | | 0.19 | 0.08 | ND | | 0.91 | 0.38 | ND | | 0.21 | 0.09 | ND | | 0.18 | 0.08 |
| Dibenzofuran | 132-64-9 | 7 | 59 | 1.80 | | 0.20 | 0.02 | ND | | 0.19 | 0.02 | ND | | 0.91 | 0.09 | ND | | 0.21 | 0.02 | ND | | 0.18 | 0.02 |
| 2-Methylnaphthalene | 91-57-6 | | | ND | | 0.24 | 0.03 | ND | | 0.23 | 0.02 | ND | | 1.10 | 0.11 | ND | | 0.25 | 0.03 | ND | | 0.22 | 0.02 |
| 1,2,4,5-Tetrachlorobenzene | 95-94-3 | | | ND | | 0.20 | 0.02 | ND | | 0.19 | 0.02 | ND | | 0.91 | 0.10 | ND | | 0.21 | 0.02 | ND | | 0.18 | 0.02 |
| Acetophenone | 98-86-2 | | | ND | | 0.20 | 0.03 | ND | | 0.19 | 0.02 | ND | | 0.91 | 0.11 | ND | | 0.21 | 0.03 | ND | | 0.18 | 0.02 |
| 2,4,6-Trichlorophenol | 88-06-2 | | | ND | | 0.12 | 0.04 | ND | | 0.12 | 0.04 | ND | | 0.55 | 0.17 | ND | | 0.13 | 0.04 | ND | | 0.11 | 0.03 |
| p-Chloro-m-cresol | 59-50-7 | | | ND | | 0.20 | 0.03 | ND | | 0.19 | 0.03 | ND | | 0.91 | 0.14 | ND | | 0.21 | 0.03 | ND | | 0.18 | 0.03 |
| 2-Chlorophenol | 95-57-8 | | | ND | | 0.20 | 0.02 | ND | | 0.19 | 0.02 | ND | | 0.91 | 0.11 | ND | | 0.21 | 0.03 | ND | | 0.18 | 0.02 |
| 2,4-Dichlorophenol | 120-83-2 | | | ND | | 0.18 | 0.03 | ND | | 0.17 | 0.03 | ND | | 0.82 | 0.15 | ND | | 0.19 | 0.03 | ND | | 0.16 | 0.03 |
| 2,4-Dimethylphenol | 105-67-9 | | | ND | | 0.20 | 0.07 | ND | | 0.19 | 0.06 | ND | | 0.91 | 0.30 | ND | | 0.21 | 0.07 | ND | | 0.18 | 0.06 |
| **SEMIVOLATILE ORGANICS BY GC/MS (mg/kg)** | | | | | | | | | | | | | | | | | | | | | | | |
| 2-Nitrophenol | 88-75-5 | | | ND | | 0.44 | 0.08 | ND | | 0.42 | 0.07 | ND | | 2.00 | 0.34 | ND | | 0.46 | 0.08 | ND | | 0.39 | 0.07 |
| 4-Nitrophenol | 100-02-7 | | | ND | | 0.29 | 0.08 | ND | | 0.27 | 0.08 | ND | | 1.30 | 0.37 | ND | | 0.30 | 0.09 | ND | | 0.25 | 0.07 |
| 2,4-Dinitrophenol | 51-28-5 | | | ND | | 0.98 | 0.10 | ND | | 0.93 | 0.09 | ND | | 4.40 | 0.42 | ND | | 1.00 | 0.10 | ND | | 0.87 | 0.08 |
| 4,6-Dinitro-o-cresol | 534-52-1 | | | ND | | 0.53 | 0.10 | ND | | 0.50 | 0.09 | ND | | 2.40 | 0.44 | ND | | 0.55 | 0.10 | ND | | 0.47 | 0.09 |
| Pentachlorophenol | 87-86-5 | 0.8 | 6.7 | ND | | 0.16 | 0.05 | ND | | 0.16 | 0.04 | ND | | 0.73 | 0.20 | ND | | 0.17 | 0.05 | ND | | 0.14 | 0.04 |
| Phenol | 108-95-2 | 0.33 | 100 | ND | | 0.20 | 0.03 | ND | | 0.19 | 0.03 | ND | | 0.91 | 0.14 | ND | | 0.21 | 0.03 | ND | | 0.18 | 0.03 |
| 2-Methylphenol | 95-48-7 | 0.33 | 100 | ND | | 0.20 | 0.03 | ND | | 0.19 | 0.03 | ND | | 0.91 | 0.14 | ND | | 0.21 | 0.03 | ND | | 0.18 | 0.03 |
| 3-Methylphenol/4-Methylphenol | 108-39-4/106-44-5 | 0.33 | 100 | ND | | 0.29 | 0.03 | ND | | 0.28 | 0.03 | ND | | 1.30 | 0.14 | ND | | 0.30 | 0.03 | ND | | 0.26 | 0.03 |

**Table 3.1 - Soil Sample Analytical Results**
**128-158 North Main Street**
**Portchester, New York**
**SESI Project # 12814**

| | | | BORING ID: | SB-1 | | | | SB-2 | | | | SB-3 | | | | SB-4 | | | | SB-5 | | | |
|---|---|---|---|---|---|---|---|---|---|---|---|---|---|---|---|---|---|---|---|---|---|---|---|
| | | | SAMPLE ID: | SB-1 (8.5-9) | | | | SB-2 (1-1.5) | | | | SB-3-6.5 | | | | SB-4-13.5 | | | | SB-5-1.5 | | | |
| | | | LAB ID: | L2226066-01 | | | | L2226066-02 | | | | L2232278-01 | | | | L2232278-02 | | | | L2232278-03 | | | |
| | | | COLLECTION DATE: | 5/17/2022 | | | | 5/17/2022 | | | | 6/16/2022 | | | | 6/16/2022 | | | | 6/16/2022 | | | |
| | | | SAMPLE DEPTH (FT BGS): | 8.5-9 | | | | 1-1.5 | | | | 6-6.5 | | | | 13-13.5 | | | | 1-1.5 | | | |
| | | | SAMPLE MATRIX: | SOIL | | | | SOIL | | | | SOIL | | | | SOIL | | | | SOIL | | | |
| **ANALYTE** | **CAS** | **NYSDEC USCOs** | **NYSDEC RRSCOs** | **Conc** | **Q** | **RL** | **MDL** | **Conc** | **Q** | **RL** | **MDL** | **Conc** | **Q** | **RL** | **MDL** | **Conc** | **Q** | **RL** | **MDL** | **Conc** | **Q** | **RL** | **MDL** |
| 2,4,5-Trichlorophenol | 95-95-4 | | | ND | | 0.20 | 0.04 | ND | | 0.19 | 0.04 | ND | | 0.91 | 0.17 | ND | | 0.21 | 0.04 | ND | | 0.18 | 0.04 |
| Benzoic Acid | 65-85-0 | | | ND | | 0.66 | 0.21 | ND | | 0.63 | 0.20 | ND | | 3.00 | 0.92 | ND | | 0.68 | 0.21 | ND | | 0.59 | 0.18 |
| Benzyl Alcohol | 100-51-6 | | | ND | | 0.20 | 0.06 | ND | | 0.19 | 0.06 | ND | | 0.91 | 0.28 | ND | | 0.21 | 0.07 | ND | | 0.18 | 0.06 |
| Carbazole | 86-74-8 | | | ND | | 0.20 | 0.02 | ND | | 0.19 | 0.02 | ND | | 0.91 | 0.09 | ND | | 0.21 | 0.02 | ND | | 0.18 | 0.02 |
| 1,4-Dioxane | 123-91-1 | 0.1 | 13 | ND | | 0.03 | 0.01 | ND | | 0.03 | 0.01 | ND | | 0.14 | 0.04 | ND | | 0.03 | 0.01 | ND | | 0.03 | 0.01 |
| Total SVOCs | | | | 30.37 | - | - | - | 0.11 | - | - | - | 1.87 | - | - | - | 4.88 | - | - | - | 0.56 | - | - | - |
| **SEMIVOLATILE ORGANICS BY GC/MS-TIC (mg/kg)** | | | | | | | | | | | | | | | | | | | | | | | |
| Unknown | | | | - | | - | - | - | | - | - | - | | - | - | 2.78 | J | 0.00 | 0.00 | - | - | - | - |
| Unknown | | | | - | - | - | - | - | - | - | - | - | - | - | - | - | - | - | - | - | - | - | - |
| Unknown Naphthalene | | | | - | - | - | - | - | - | - | - | - | - | - | - | - | - | - | - | - | - | - | - |
| Unknown | | | | 1.90 | J | 0.00 | 0.00 | - | | - | - | - | | - | - | 2.45 | J | 0.00 | 0.00 | - | - | - | - |
| Unknown | | | | - | - | - | - | - | - | - | - | - | - | - | - | - | - | - | - | - | - | - | - |
| Cyclic Octaatomic Sulfur | 010544-50-0 | | | - | - | - | - | - | - | - | - | - | - | - | - | - | - | - | - | - | - | - | - |
| Unknown Naphthalene | | | | 2.62 | J | 0.00 | 0.00 | - | - | - | - | - | - | - | - | - | - | - | - | - | - | - | - |
| Unknown Organic Acid | | | | - | - | - | - | - | - | - | - | - | - | - | - | - | - | - | - | - | - | - | - |
| Unknown Cycloalkane | | | | - | - | - | - | - | - | - | - | - | - | - | - | - | - | - | - | - | - | - | - |
| Unknown Thiophene | | | | - | | - | - | - | | - | - | - | | - | - | 3.76 | J | 0.00 | 0.00 | - | - | - | - |
| Unknown | | | | 1.86 | J | 0.00 | 0.00 | - | | - | - | - | | - | - | 4.31 | J | 0.00 | 0.00 | - | - | - | - |
| Unknown Alkane | | | | 4.32 | J | 0.00 | 0.00 | - | | - | - | - | | - | - | 2.43 | J | 0.00 | 0.00 | - | - | - | - |
| Unknown Naphthalene | | | | 1.74 | J | 0.00 | 0.00 | - | - | - | - | - | - | - | - | - | - | - | - | - | - | - | - |
| Unknown | | | | 2.20 | J | 0.00 | 0.00 | - | | - | - | - | | - | - | 3.34 | J | 0.00 | 0.00 | - | - | - | - |
| Unknown Alkane | | | | 2.44 | J | 0.00 | 0.00 | - | - | - | - | - | - | - | - | - | - | - | - | - | - | - | - |
| Unknown Naphthalene | | | | 2.17 | J | 0.00 | 0.00 | - | - | - | - | - | - | - | - | - | - | - | - | - | - | - | - |
| Unknown Thiophene | | | | - | | - | - | - | | - | - | - | | - | - | 3.43 | J | 0.00 | 0.00 | - | - | - | - |
| Unknown | | | | - | | - | - | - | | - | - | - | | - | - | 4.63 | J | 0.00 | 0.00 | - | - | - | - |
| No Tentatively Identified Compounds | | | | - | | - | - | ND | | 0.00 | 0.00 | ND | | 0.00 | 0.00 | - | | - | - | ND | | 0.00 | 0.00 |
| Unknown | | | | 1.68 | J | 0.00 | 0.00 | - | | - | - | - | | - | - | 3.43 | J | 0.00 | 0.00 | - | - | - | - |
| Unknown | | | | - | | - | - | - | | - | - | - | | - | - | - | | - | - | - | | - | - |
| Unknown Alkane | | | | 3.27 | J | 0.00 | 0.00 | - | - | - | - | - | - | - | - | - | - | - | - | - | - | - | - |
| Unknown | | | | - | | - | - | - | | - | - | - | | - | - | 2.96 | J | 0.00 | 0.00 | - | - | - | - |
| Unknown PAH | | | | - | | - | - | - | | - | - | - | | - | - | 3.07 | J | 0.00 | 0.00 | - | | - | - |
| Unknown Thiophene | | | | - | | - | - | - | | - | - | - | | - | - | 2.88 | J | 0.00 | 0.00 | - | - | - | - |
| Unknown Alkane | | | | 2.13 | J | 0.00 | 0.00 | - | | - | - | - | | - | - | 3.41 | J | 0.00 | 0.00 | - | - | - | - |
| Unknown Alkane | | | | 1.94 | J | 0.00 | 0.00 | - | - | - | - | - | - | - | - | - | - | - | - | - | - | - | - |
| Unknown Alkane | | | | 2.48 | J | 0.00 | 0.00 | - | - | - | - | - | - | - | - | - | - | - | - | - | - | - | - |
| Unknown Naphthalene | | | | 2.13 | J | 0.00 | 0.00 | - | - | - | - | - | - | - | - | - | - | - | - | - | - | - | - |
| Unknown Alkane | | | | 2.01 | J | 0.00 | 0.00 | - | | - | - | - | | - | - | 4.19 | J | 0.00 | 0.00 | - | - | - | - |
| Sulfur | 013798-23-7 | | | - | - | - | - | - | - | - | - | - | - | - | - | - | - | - | - | - | - | - | - |
| Unknown | | | | - | | - | - | - | | - | - | - | | - | - | 3.29 | J | 0.00 | 0.00 | - | - | - | - |
| Total TIC Compounds | | | | 34.90 | J | 0.00 | 0.00 | - | | - | - | - | | - | - | 50.40 | J | 0.00 | 0.00 | - | | - | - |
| **ORGANOCHLORINE PESTICIDES BY GC (mg/kg)** | | | | | | | | | | | | | | | | | | | | | | | |
| Delta-BHC | 319-86-8 | 0.04 | 100 | ND | | 0.00 | 0.00 | ND | | 0.00 | 0.00 | ND | | 0.00 | 0.00 | ND | | 0.00 | 0.00 | ND | | 0.00 | 0.00 |
| Lindane | 58-89-9 | 0.1 | 1.3 | ND | | 0.00 | 0.00 | ND | | 0.00 | 0.00 | ND | | 0.00 | 0.00 | ND | | 0.00 | 0.00 | ND | | 0.00 | 0.00 |
| Alpha-BHC | 319-84-6 | 0.02 | 0.48 | ND | | 0.00 | 0.00 | ND | | 0.00 | 0.00 | ND | | 0.00 | 0.00 | ND | | 0.00 | 0.00 | ND | | 0.00 | 0.00 |
| Beta-BHC | 319-85-7 | 0.036 | 0.36 | ND | | 0.00 | 0.00 | ND | | 0.00 | 0.00 | ND | | 0.00 | 0.00 | ND | | 0.00 | 0.00 | ND | | 0.00 | 0.00 |
| Heptachlor | 76-44-8 | 0.042 | 2.1 | ND | | 0.00 | 0.00 | ND | | 0.00 | 0.00 | ND | | 0.00 | 0.00 | ND | | 0.00 | 0.00 | ND | | 0.00 | 0.00 |
| Aldrin | 309-00-2 | 0.005 | 0.097 | ND | | 0.00 | 0.00 | ND | | 0.00 | 0.00 | ND | | 0.00 | 0.00 | ND | | 0.00 | 0.00 | ND | | 0.00 | 0.00 |
| Heptachlor epoxide | 1024-57-3 | | | ND | | 0.00 | 0.00 | ND | | 0.00 | 0.00 | ND | | 0.00 | 0.00 | ND | | 0.00 | 0.00 | ND | | 0.00 | 0.00 |
| Endrin | 72-20-8 | 0.014 | 11 | ND | | 0.00 | 0.00 | ND | | 0.00 | 0.00 | ND | | 0.00 | 0.00 | ND | | 0.00 | 0.00 | ND | | 0.00 | 0.00 |
| Endrin aldehyde | 7421-93-4 | | | ND | | 0.00 | 0.00 | ND | | 0.00 | 0.00 | ND | | 0.00 | 0.00 | ND | | 0.00 | 0.00 | ND | | 0.00 | 0.00 |
| Endrin ketone | 53494-70-5 | | | ND | | 0.00 | 0.00 | ND | | 0.00 | 0.00 | ND | | 0.00 | 0.00 | ND | | 0.00 | 0.00 | ND | | 0.00 | 0.00 |
| Dieldrin | 60-57-1 | 0.005 | 0.2 | ND | | 0.00 | 0.00 | ND | | 0.00 | 0.00 | ND | | 0.00 | 0.00 | ND | | 0.00 | 0.00 | ND | | 0.00 | 0.00 |
| 4,4'-DDE | 72-55-9 | 0.0033 | 8.9 | ND | | 0.00 | 0.00 | 0.00 | JIP | 0.00 | 0.00 | ND | | 0.00 | 0.00 | ND | | 0.00 | 0.00 | ND | | 0.00 | 0.00 |
| 4,4'-DDD | 72-54-8 | 0.0033 | 13 | ND | | 0.00 | 0.00 | ND | | 0.00 | 0.00 | ND | | 0.00 | 0.00 | ND | | 0.00 | 0.00 | ND | | 0.00 | 0.00 |
| 4,4'-DDT | 50-29-3 | 0.0033 | 7.9 | ND | | 0.00 | 0.00 | 0.01 | P | 0.00 | 0.00 | ND | | 0.00 | 0.00 | ND | | 0.00 | 0.00 | ND | | 0.00 | 0.00 |
| Endosulfan I | 959-98-8 | 2.4 | 24 | ND | | 0.00 | 0.00 | ND | | 0.00 | 0.00 | ND | | 0.00 | 0.00 | ND | | 0.00 | 0.00 | ND | | 0.00 | 0.00 |
| Endosulfan II | 33213-65-9 | 2.4 | 24 | ND | | 0.00 | 0.00 | ND | | 0.00 | 0.00 | ND | | 0.00 | 0.00 | ND | | 0.00 | 0.00 | ND | | 0.00 | 0.00 |
| Endosulfan sulfate | 1031-07-8 | 2.4 | 24 | ND | | 0.00 | 0.00 | ND | | 0.00 | 0.00 | ND | | 0.00 | 0.00 | ND | | 0.00 | 0.00 | ND | | 0.00 | 0.00 |
| Methoxychlor | 72-43-5 | | | ND | | 0.00 | 0.00 | ND | | 0.00 | 0.00 | ND | | 0.00 | 0.00 | ND | | 0.00 | 0.00 | ND | | 0.00 | 0.00 |
| Toxaphene | 8001-35-2 | | | ND | | 0.04 | 0.01 | ND | | 0.03 | 0.01 | ND | | 0.03 | 0.01 | ND | | 0.04 | 0.01 | ND | | 0.03 | 0.01 |
| cis-Chlordane | 5103-71-9 | 0.094 | 4.2 | ND | | 0.00 | 0.00 | ND | | 0.00 | 0.00 | ND | | 0.00 | 0.00 | ND | | 0.00 | 0.00 | ND | | 0.00 | 0.00 |
| trans-Chlordane | 5103-74-2 | | | ND | | 0.00 | 0.00 | ND | | 0.00 | 0.00 | ND | | 0.00 | 0.00 | ND | | 0.00 | 0.00 | ND | | 0.00 | 0.00 |
| Chlordane | 57-74-9 | | | ND | | 0.02 | 0.01 | ND | | 0.02 | 0.01 | ND | | 0.01 | 0.01 | ND | | 0.02 | 0.01 | ND | | 0.01 | 0.01 |
| **POLYCHLORINATED BIPHENYLS BY GC (mg/kg)** | | | | | | | | | | | | | | | | | | | | | | | |
| Aroclor 1016 | 12674-11-2 | 0.1 | 1 | ND | | 0.04 | 0.00 | ND | | 0.04 | 0.00 | ND | | 0.04 | 0.00 | ND | | 0.04 | 0.00 | ND | | 0.04 | 0.00 |
| Aroclor 1221 | 11104-28-2 | 0.1 | 1 | ND | | 0.04 | 0.00 | ND | | 0.04 | 0.00 | ND | | 0.04 | 0.00 | ND | | 0.04 | 0.00 | ND | | 0.04 | 0.00 |

**Table 3.1 - Soil Sample Analytical Results**
**128-158 North Main Street**
**Portchester, New York**
**SESI Project # 12814**

| | | | BORING ID: | SB-1 | | | | SB-2 | | | | SB-3 | | | | SB-4 | | | | SB-5 | | | |
|---|---|---|---|---|---|---|---|---|---|---|---|---|---|---|---|---|---|---|---|---|---|---|---|
| | | | SAMPLE ID: | SB-1 (8.5-9) | | | | SB-2 (1-1.5) | | | | SB-3-6.5 | | | | SB-4-13.5 | | | | SB-5-1.5 | | | |
| | | | LAB ID: | L2226066-01 | | | | L2226066-02 | | | | L2232278-01 | | | | L2232278-02 | | | | L2232278-03 | | | |
| | | | COLLECTION DATE: | 5/17/2022 | | | | 5/17/2022 | | | | 6/16/2022 | | | | 6/16/2022 | | | | 6/16/2022 | | | |
| | | | SAMPLE DEPTH (FT BGS): | 8.5-9 | | | | 1-1.5 | | | | 6-6.5 | | | | 13-13.5 | | | | 1-1.5 | | | |
| | | | SAMPLE MATRIX: | SOIL | | | | SOIL | | | | SOIL | | | | SOIL | | | | SOIL | | | |
| **ANALYTE** | **CAS** | **NYSDEC USCOs** | **NYSDEC RRSCOs** | **Conc** | **Q** | **RL** | **MDL** | **Conc** | **Q** | **RL** | **MDL** | **Conc** | **Q** | **RL** | **MDL** | **Conc** | **Q** | **RL** | **MDL** | **Conc** | **Q** | **RL** | **MDL** |
| Aroclor 1232 | 11141-16-5 | 0.1 | 1 | ND | | 0.04 | 0.01 | ND | | 0.04 | 0.01 | ND | | 0.04 | 0.01 | ND | | 0.04 | 0.01 | ND | | 0.04 | 0.01 |
| Aroclor 1242 | 53469-21-9 | 0.1 | 1 | ND | | 0.04 | 0.01 | ND | | 0.04 | 0.01 | ND | | 0.04 | 0.00 | ND | | 0.04 | 0.01 | ND | | 0.04 | 0.00 |
| Aroclor 1248 | 12672-29-6 | 0.1 | 1 | ND | | 0.04 | 0.01 | ND | | 0.04 | 0.01 | ND | | 0.04 | 0.01 | ND | | 0.04 | 0.01 | ND | | 0.04 | 0.01 |
| Aroclor 1254 | 11097-69-1 | 0.1 | 1 | ND | | 0.04 | 0.00 | ND | | 0.04 | 0.00 | ND | | 0.04 | 0.00 | ND | | 0.04 | 0.00 | ND | | 0.04 | 0.00 |
| Aroclor 1260 | 11096-82-5 | 0.1 | 1 | ND | | 0.04 | 0.01 | 0.05 | | 0.04 | 0.01 | ND | | 0.04 | 0.01 | ND | | 0.04 | 0.01 | ND | | 0.04 | 0.01 |
| Aroclor 1262 | 37324-23-5 | 0.1 | 1 | ND | | 0.04 | 0.01 | ND | | 0.04 | 0.00 | ND | | 0.04 | 0.00 | ND | | 0.04 | 0.01 | ND | | 0.04 | 0.00 |
| Aroclor 1268 | 11100-14-4 | 0.1 | 1 | ND | | 0.04 | 0.00 | ND | | 0.04 | 0.00 | ND | | 0.04 | 0.00 | ND | | 0.04 | 0.00 | ND | | 0.04 | 0.00 |
| PCBs, Total | 1336-36-3 | 0.1 | 1 | ND | | 0.04 | 0.00 | 0.05 | | 0.04 | 0.00 | ND | | 0.04 | 0.00 | ND | | 0.04 | 0.00 | ND | | 0.04 | 0.00 |
| **TOTAL METALS (mg/kg)** | | | | | | | | | | | | | | | | | | | | | | | |
| Aluminum, Total | 7429-90-5 | | | 3340.00 | | 4.76 | 1.28 | 6440.00 | | 4.59 | 1.24 | 7520.00 | | 8.63 | 2.33 | 7760.00 | | 10.00 | 2.70 | 9870.00 | | 8.41 | 2.27 |
| Antimony, Total | 7440-36-0 | | | ND | | 2.38 | 0.18 | ND | | 2.30 | 0.17 | ND | | 4.31 | 0.33 | ND | | 5.00 | 0.38 | ND | | 4.20 | 0.32 |
| Arsenic, Total | 7440-38-2 | 13 | 16 | 0.43 | J | 0.48 | 0.10 | 1.98 | | 0.46 | 0.10 | 4.50 | | 0.86 | 0.18 | 1.85 | | 1.00 | 0.21 | 9.55 | | 0.84 | 0.18 |
| Barium, Total | 7440-39-3 | 350 | 400 | 21.60 | | 0.48 | 0.08 | 62.20 | | 0.46 | 0.08 | 65.40 | | 0.86 | 0.15 | 70.60 | | 1.00 | 0.17 | 119.00 | | 0.84 | 0.15 |
| Beryllium, Total | 7440-41-7 | 7.2 | 72 | 0.11 | J | 0.24 | 0.02 | 0.20 | J | 0.23 | 0.02 | 0.30 | J | 0.43 | 0.03 | 0.34 | J | 0.50 | 0.03 | 0.35 | J | 0.42 | 0.03 |
| Cadmium, Total | 7440-43-9 | 2.5 | 4.3 | 0.17 | J | 0.48 | 0.05 | 0.48 | | 0.46 | 0.05 | 0.59 | J | 0.86 | 0.09 | 0.45 | J | 1.00 | 0.10 | 0.61 | J | 0.84 | 0.08 |
| Calcium, Total | 7440-70-2 | | | 1060.00 | | 4.76 | 1.67 | 12100.00 | | 4.59 | 1.61 | 12000.00 | | 8.63 | 3.02 | 1940.00 | | 10.00 | 3.50 | 33800.00 | | 8.41 | 2.94 |
| Chromium, Total | 7440-47-3 | | | 6.83 | | 0.48 | 0.05 | 11.80 | | 0.46 | 0.04 | 13.00 | | 0.86 | 0.08 | 15.30 | | 1.00 | 0.10 | 18.30 | | 0.84 | 0.08 |
| Cobalt, Total | 7440-48-4 | | | 3.78 | | 0.95 | 0.08 | 5.41 | | 0.92 | 0.08 | 6.80 | | 1.72 | 0.14 | 8.34 | | 2.00 | 0.17 | 6.65 | | 1.68 | 0.14 |
| Copper, Total | 7440-50-8 | 50 | 270 | 13.80 | | 0.48 | 0.12 | 14.90 | | 0.46 | 0.12 | 23.50 | | 0.86 | 0.22 | 29.10 | | 1.00 | 0.26 | 25.90 | | 0.84 | 0.22 |
| Iron, Total | 7439-89-6 | | | 5400.00 | | 2.38 | 0.43 | 16700.00 | | 2.30 | 0.41 | 12600.00 | | 4.31 | 0.78 | 13200.00 | | 5.00 | 0.90 | 18600.00 | | 4.20 | 0.76 |
| Lead, Total | 7439-92-1 | 63 | 400 | 2.33 | J | 2.38 | 0.13 | 32.50 | | 2.30 | 0.12 | 67.00 | | 4.31 | 0.23 | 4.10 | J | 5.00 | 0.27 | 84.70 | | 4.20 | 0.23 |
| Magnesium, Total | 7439-95-4 | | | 1320.00 | | 4.76 | 0.73 | 2610.00 | | 4.59 | 0.71 | 7860.00 | | 8.63 | 1.33 | 3080.00 | | 10.00 | 1.54 | 1250.00 | | 8.41 | 1.30 |
| Manganese, Total | 7439-96-5 | 1600 | 2000 | 60.40 | | 0.48 | 0.08 | 217.00 | | 0.46 | 0.07 | 252.00 | | 0.86 | 0.14 | 120.00 | | 1.00 | 0.16 | 2480.00 | | 0.84 | 0.13 |
| Mercury, Total | 7439-97-6 | 0.18 | 0.81 | ND | | 0.08 | 0.05 | ND | | 0.08 | 0.05 | 0.76 | | 0.08 | 0.05 | ND | | 0.09 | 0.06 | 0.20 | | 0.09 | 0.06 |
| Nickel, Total | 7440-02-0 | 30 | 310 | 9.03 | | 1.19 | 0.12 | 10.10 | | 1.15 | 0.11 | 14.20 | | 2.16 | 0.21 | 24.00 | | 2.50 | 0.24 | 5.52 | | 2.10 | 0.20 |
| Potassium, Total | 7440-09-7 | | | 824.00 | | 119.00 | 6.86 | 1990.00 | | 115.00 | 6.61 | 1300.00 | | 216.00 | 12.40 | 2260.00 | | 250.00 | 14.40 | 1390.00 | | 210.00 | 12.10 |
| Selenium, Total | 7782-49-2 | 3.9 | 180 | ND | | 0.95 | 0.12 | ND | | 0.92 | 0.12 | 0.37 | J | 1.72 | 0.22 | 0.33 | J | 2.00 | 0.26 | 1.80 | | 1.68 | 0.22 |
| Silver, Total | 7440-22-4 | 2 | 180 | ND | | 0.48 | 0.14 | ND | | 0.46 | 0.13 | ND | | 0.86 | 0.24 | ND | | 1.00 | 0.28 | 0.66 | J | 0.84 | 0.24 |
| Sodium, Total | 7440-23-5 | | | 83.10 | J | 95.20 | 1.50 | 137.00 | | 91.80 | 1.44 | 135.00 | J | 172.00 | 2.72 | 198.00 | J | 200.00 | 3.15 | 598.00 | | 168.00 | 2.65 |
| Thallium, Total | 7440-28-0 | | | ND | | 0.95 | 0.15 | ND | | 0.92 | 0.14 | ND | | 1.72 | 0.27 | ND | | 2.00 | 0.32 | ND | | 1.68 | 0.27 |
| Vanadium, Total | 7440-62-2 | | | 8.98 | | 0.48 | 0.10 | 16.30 | | 0.46 | 0.09 | 20.00 | | 0.86 | 0.18 | 20.10 | | 1.00 | 0.20 | 95.40 | | 0.84 | 0.17 |
| Zinc, Total | 7440-66-6 | 109 | 10000 | 24.80 | | 2.38 | 0.14 | 46.10 | | 2.30 | 0.13 | 118.00 | | 4.31 | 0.25 | 34.10 | | 5.00 | 0.29 | 34.50 | | 4.20 | 0.25 |
| **GENERAL CHEMISTRY** | | | | | | | | | | | | | | | | | | | | | | | |
| Solids, Total | NONE | | | 80.40 | | 0.10 | NA | 84.90 | | 0.10 | NA | 89.90 | | 0.10 | NA | 78.60 | | 0.10 | NA | 91.90 | | 0.10 | NA |
| Cyanide, Total | 57-12-5 | 27 | 27 | ND | | 1.20 | 0.26 | ND | | 1.10 | 0.23 | ND | | 1.00 | 0.22 | ND | | 1.20 | 0.26 | 0.26 | J | 0.99 | 0.21 |

**Table 3.1 - Soil Sample Analytical Results**
**128-158 North Main Street**
**Portchester, New York**
**SESI Project # 12814**

| | | | BORING ID: | SB-6 | | | | SB-7 | | | | SB-8 | | | | SB-9 | | | | SB-10 | | | |
|---|---|---|---|---|---|---|---|---|---|---|---|---|---|---|---|---|---|---|---|---|---|---|---|
| | | | SAMPLE ID: | SB-6-7.5 | | | | SB-7-13 | | | | SB-8-0.5 | | | | SB-9-0.5 | | | | SB-10-1.5 | | | |
| | | | LAB ID: | L2232278-04 | | | | L2232278-05 | | | | L2232278-06 | | | | L2232278-07 | | | | L2232278-08 | | | |
| | | | COLLECTION DATE: | 6/16/2022 | | | | 6/16/2022 | | | | 6/16/2022 | | | | 6/16/2022 | | | | 6/16/2022 | | | |
| | | | SAMPLE DEPTH (FT BGS): | 7-7.5 | | | | 12.5-13 | | | | 0-0.5 | | | | 0-0.5 | | | | 1-1.5 | | | |
| | | | SAMPLE MATRIX: | SOIL | | | | SOIL | | | | SOIL | | | | SOIL | | | | SOIL | | | |
| **ANALYTE** | **CAS** | **NYSDEC USCOs** | **NYSDEC RRSCOs** | **Conc** | **Q** | **RL** | **MDL** | **Conc** | **Q** | **RL** | **MDL** | **Conc** | **Q** | **RL** | **MDL** | **Conc** | **Q** | **RL** | **MDL** | **Conc** | **Q** | **RL** | **MDL** |
| **VOLATILE ORGANICS BY EPA 5035 (mg/kg)** | | | | | | | | | | | | | | | | | | | | | | | |
| Methylene chloride | 75-09-2 | 0.05 | 100 | ND | | 0.01 | 0.00 | ND | | 0.00 | 0.00 | ND | | 0.01 | 0.00 | ND | | 0.01 | 0.00 | ND | | 0.01 | 0.00 |
| 1,1-Dichloroethane | 75-34-3 | 0.27 | 26 | ND | | 0.00 | 0.00 | ND | | 0.00 | 0.00 | ND | | 0.00 | 0.00 | ND | | 0.00 | 0.00 | ND | | 0.00 | 0.00 |
| Chloroform | 67-66-3 | 0.37 | 49 | ND | | 0.00 | 0.00 | 0.00 | J | 0.00 | 0.00 | ND | | 0.00 | 0.00 | ND | | 0.00 | 0.00 | 0.00 | | 0.00 | 0.00 |
| Carbon tetrachloride | 56-23-5 | 0.76 | 2.4 | ND | | 0.00 | 0.00 | ND | | 0.00 | 0.00 | ND | | 0.00 | 0.00 | ND | | 0.00 | 0.00 | ND | | 0.00 | 0.00 |
| 1,2-Dichloropropane | 78-87-5 | | | ND | | 0.00 | 0.00 | ND | | 0.00 | 0.00 | ND | | 0.00 | 0.00 | ND | | 0.00 | 0.00 | ND | | 0.00 | 0.00 |
| Dibromochloromethane | 124-48-1 | | | ND | | 0.00 | 0.00 | ND | | 0.00 | 0.00 | ND | | 0.00 | 0.00 | ND | | 0.00 | 0.00 | ND | | 0.00 | 0.00 |
| 1,1,2-Trichloroethane | 79-00-5 | | | ND | | 0.00 | 0.00 | ND | | 0.00 | 0.00 | ND | | 0.00 | 0.00 | ND | | 0.00 | 0.00 | ND | | 0.00 | 0.00 |
| Tetrachloroethene | 127-18-4 | 1.3 | 19 | ND | | 0.00 | 0.00 | ND | | 0.00 | 0.00 | ND | | 0.00 | 0.00 | ND | | 0.00 | 0.00 | ND | | 0.00 | 0.00 |
| Chlorobenzene | 108-90-7 | 1.1 | 100 | ND | | 0.00 | 0.00 | ND | | 0.00 | 0.00 | ND | | 0.00 | 0.00 | ND | | 0.00 | 0.00 | ND | | 0.00 | 0.00 |
| Trichlorofluoromethane | 75-69-4 | | | ND | | 0.00 | 0.00 | ND | | 0.00 | 0.00 | ND | | 0.00 | 0.00 | ND | | 0.00 | 0.00 | ND | | 0.00 | 0.00 |
| 1,2-Dichloroethane | 107-06-2 | 0.02 | 3.1 | ND | | 0.00 | 0.00 | ND | | 0.00 | 0.00 | ND | | 0.00 | 0.00 | ND | | 0.00 | 0.00 | ND | | 0.00 | 0.00 |
| 1,1,1-Trichloroethane | 71-55-6 | 0.68 | 100 | ND | | 0.00 | 0.00 | ND | | 0.00 | 0.00 | ND | | 0.00 | 0.00 | ND | | 0.00 | 0.00 | ND | | 0.00 | 0.00 |
| Bromodichloromethane | 75-27-4 | | | ND | | 0.00 | 0.00 | ND | | 0.00 | 0.00 | ND | | 0.00 | 0.00 | ND | | 0.00 | 0.00 | ND | | 0.00 | 0.00 |
| trans-1,3-Dichloropropene | 10061-02-6 | | | ND | | 0.00 | 0.00 | ND | | 0.00 | 0.00 | ND | | 0.00 | 0.00 | ND | | 0.00 | 0.00 | ND | | 0.00 | 0.00 |
| cis-1,3-Dichloropropene | 10061-01-5 | | | ND | | 0.00 | 0.00 | ND | | 0.00 | 0.00 | ND | | 0.00 | 0.00 | ND | | 0.00 | 0.00 | ND | | 0.00 | 0.00 |
| 1,3-Dichloropropene, Total | 542-75-6 | | | ND | | 0.00 | 0.00 | ND | | 0.00 | 0.00 | ND | | 0.00 | 0.00 | ND | | 0.00 | 0.00 | ND | | 0.00 | 0.00 |
| 1,1-Dichloropropene | 563-58-6 | | | ND | | 0.00 | 0.00 | ND | | 0.00 | 0.00 | ND | | 0.00 | 0.00 | ND | | 0.00 | 0.00 | ND | | 0.00 | 0.00 |
| Bromoform | 75-25-2 | | | ND | | 0.00 | 0.00 | ND | | 0.00 | 0.00 | ND | | 0.00 | 0.00 | ND | | 0.00 | 0.00 | ND | | 0.00 | 0.00 |
| 1,1,2,2-Tetrachloroethane | 79-34-5 | | | ND | | 0.00 | 0.00 | ND | | 0.00 | 0.00 | ND | | 0.00 | 0.00 | ND | | 0.00 | 0.00 | ND | | 0.00 | 0.00 |
| Benzene | 71-43-2 | 0.06 | 4.8 | ND | | 0.00 | 0.00 | ND | | 0.00 | 0.00 | ND | | 0.00 | 0.00 | ND | | 0.00 | 0.00 | ND | | 0.00 | 0.00 |
| Toluene | 108-88-3 | 0.7 | 100 | ND | | 0.00 | 0.00 | ND | | 0.00 | 0.00 | ND | | 0.00 | 0.00 | ND | | 0.00 | 0.00 | ND | | 0.00 | 0.00 |
| Ethylbenzene | 100-41-4 | 1 | 41 | ND | | 0.00 | 0.00 | ND | | 0.00 | 0.00 | ND | | 0.00 | 0.00 | ND | | 0.00 | 0.00 | ND | | 0.00 | 0.00 |
| Chloromethane | 74-87-3 | | | ND | | 0.00 | 0.00 | ND | | 0.00 | 0.00 | ND | | 0.00 | 0.00 | ND | | 0.00 | 0.00 | ND | | 0.00 | 0.00 |
| Bromomethane | 74-83-9 | | | ND | | 0.00 | 0.00 | ND | | 0.00 | 0.00 | ND | | 0.00 | 0.00 | ND | | 0.00 | 0.00 | ND | | 0.00 | 0.00 |
| Vinyl chloride | 75-01-4 | 0.02 | 0.9 | ND | | 0.00 | 0.00 | ND | | 0.00 | 0.00 | ND | | 0.00 | 0.00 | ND | | 0.00 | 0.00 | ND | | 0.00 | 0.00 |
| Chloroethane | 75-00-3 | | | ND | | 0.00 | 0.00 | ND | | 0.00 | 0.00 | ND | | 0.00 | 0.00 | ND | | 0.00 | 0.00 | ND | | 0.00 | 0.00 |
| 1,1-Dichloroethene | 75-35-4 | 0.33 | 100 | ND | | 0.00 | 0.00 | ND | | 0.00 | 0.00 | ND | | 0.00 | 0.00 | ND | | 0.00 | 0.00 | ND | | 0.00 | 0.00 |
| trans-1,2-Dichloroethene | 156-60-5 | 0.19 | 100 | ND | | 0.00 | 0.00 | ND | | 0.00 | 0.00 | ND | | 0.00 | 0.00 | ND | | 0.00 | 0.00 | ND | | 0.00 | 0.00 |
| Trichloroethene | 79-01-6 | 0.47 | 21 | ND | | 0.00 | 0.00 | ND | | 0.00 | 0.00 | ND | | 0.00 | 0.00 | ND | | 0.00 | 0.00 | ND | | 0.00 | 0.00 |
| 1,2-Dichlorobenzene | 95-50-1 | 1.1 | 100 | ND | | 0.00 | 0.00 | ND | | 0.00 | 0.00 | ND | | 0.00 | 0.00 | ND | | 0.00 | 0.00 | ND | | 0.00 | 0.00 |
| 1,3-Dichlorobenzene | 541-73-1 | 2.4 | 49 | ND | | 0.00 | 0.00 | ND | | 0.00 | 0.00 | ND | | 0.00 | 0.00 | ND | | 0.00 | 0.00 | ND | | 0.00 | 0.00 |
| 1,4-Dichlorobenzene | 106-46-7 | 1.8 | 13 | ND | | 0.00 | 0.00 | ND | | 0.00 | 0.00 | ND | | 0.00 | 0.00 | ND | | 0.00 | 0.00 | ND | | 0.00 | 0.00 |
| Methyl tert butyl ether | 1634-04-4 | 0.93 | 100 | ND | | 0.00 | 0.00 | ND | | 0.00 | 0.00 | ND | | 0.00 | 0.00 | ND | | 0.00 | 0.00 | ND | | 0.00 | 0.00 |
| p/m-Xylene | 179601-23-1 | | | ND | | 0.00 | 0.00 | ND | | 0.00 | 0.00 | ND | | 0.00 | 0.00 | ND | | 0.00 | 0.00 | ND | | 0.00 | 0.00 |
| o-Xylene | 95-47-6 | | | ND | | 0.00 | 0.00 | ND | | 0.00 | 0.00 | ND | | 0.00 | 0.00 | ND | | 0.00 | 0.00 | ND | | 0.00 | 0.00 |
| Xylenes, Total | 1330-20-7 | 0.26 | 100 | ND | | 0.00 | 0.00 | ND | | 0.00 | 0.00 | ND | | 0.00 | 0.00 | ND | | 0.00 | 0.00 | ND | | 0.00 | 0.00 |
| cis-1,2-Dichloroethene | 156-59-2 | 0.25 | 100 | ND | | 0.00 | 0.00 | ND | | 0.00 | 0.00 | ND | | 0.00 | 0.00 | ND | | 0.00 | 0.00 | ND | | 0.00 | 0.00 |
| 1,2-Dichloroethene, Total | 540-59-0 | | | ND | | 0.00 | 0.00 | ND | | 0.00 | 0.00 | ND | | 0.00 | 0.00 | ND | | 0.00 | 0.00 | ND | | 0.00 | 0.00 |
| Dibromomethane | 74-95-3 | | | ND | | 0.00 | 0.00 | ND | | 0.00 | 0.00 | ND | | 0.00 | 0.00 | ND | | 0.00 | 0.00 | ND | | 0.00 | 0.00 |
| Styrene | 100-42-5 | | | ND | | 0.00 | 0.00 | ND | | 0.00 | 0.00 | ND | | 0.00 | 0.00 | ND | | 0.00 | 0.00 | ND | | 0.00 | 0.00 |
| Dichlorodifluoromethane | 75-71-8 | | | ND | | 0.01 | 0.00 | ND | | 0.01 | 0.00 | ND | | 0.01 | 0.00 | ND | | 0.01 | 0.00 | ND | | 0.01 | 0.00 |
| Acetone | 67-64-1 | 0.05 | 100 | ND | | 0.01 | 0.01 | ND | | 0.01 | 0.00 | ND | | 0.01 | 0.01 | ND | | 0.01 | 0.01 | ND | | 0.01 | 0.00 |
| Carbon disulfide | 75-15-0 | | | ND | | 0.01 | 0.01 | ND | | 0.01 | 0.00 | ND | | 0.01 | 0.00 | ND | | 0.01 | 0.01 | ND | | 0.01 | 0.00 |
| 2-Butanone | 78-93-3 | 0.12 | 100 | ND | | 0.01 | 0.00 | ND | | 0.01 | 0.00 | ND | | 0.01 | 0.00 | ND | | 0.01 | 0.00 | ND | | 0.01 | 0.00 |
| Vinyl acetate | 108-05-4 | | | ND | | 0.01 | 0.00 | ND | | 0.01 | 0.00 | ND | | 0.01 | 0.00 | ND | | 0.01 | 0.00 | ND | | 0.01 | 0.00 |
| 4-Methyl-2-pentanone | 108-10-1 | | | ND | | 0.01 | 0.00 | ND | | 0.01 | 0.00 | ND | | 0.01 | 0.00 | ND | | 0.01 | 0.00 | ND | | 0.01 | 0.00 |
| 1,2,3-Trichloropropane | 96-18-4 | | | ND | | 0.00 | 0.00 | ND | | 0.00 | 0.00 | ND | | 0.00 | 0.00 | ND | | 0.00 | 0.00 | ND | | 0.00 | 0.00 |
| 2-Hexanone | 591-78-6 | | | ND | | 0.01 | 0.00 | ND | | 0.01 | 0.00 | ND | | 0.01 | 0.00 | ND | | 0.01 | 0.00 | ND | | 0.01 | 0.00 |
| Bromochloromethane | 74-97-5 | | | ND | | 0.00 | 0.00 | ND | | 0.00 | 0.00 | ND | | 0.00 | 0.00 | ND | | 0.00 | 0.00 | ND | | 0.00 | 0.00 |
| 2,2-Dichloropropane | 594-20-7 | | | ND | | 0.00 | 0.00 | ND | | 0.00 | 0.00 | ND | | 0.00 | 0.00 | ND | | 0.00 | 0.00 | ND | | 0.00 | 0.00 |
| 1,2-Dibromoethane | 106-93-4 | | | ND | | 0.00 | 0.00 | ND | | 0.00 | 0.00 | ND | | 0.00 | 0.00 | ND | | 0.00 | 0.00 | ND | | 0.00 | 0.00 |
| 1,3-Dichloropropane | 142-28-9 | | | ND | | 0.00 | 0.00 | ND | | 0.00 | 0.00 | ND | | 0.00 | 0.00 | ND | | 0.00 | 0.00 | ND | | 0.00 | 0.00 |
| 1,1,1,2-Tetrachloroethane | 630-20-6 | | | ND | | 0.00 | 0.00 | ND | | 0.00 | 0.00 | ND | | 0.00 | 0.00 | ND | | 0.00 | 0.00 | ND | | 0.00 | 0.00 |
| Bromobenzene | 108-86-1 | | | ND | | 0.00 | 0.00 | ND | | 0.00 | 0.00 | ND | | 0.00 | 0.00 | ND | | 0.00 | 0.00 | ND | | 0.00 | 0.00 |
| n-Butylbenzene | 104-51-8 | 12 | 100 | ND | | 0.00 | 0.00 | ND | | 0.00 | 0.00 | ND | | 0.00 | 0.00 | ND | | 0.00 | 0.00 | ND | | 0.00 | 0.00 |
| sec-Butylbenzene | 135-98-8 | 11 | 100 | ND | | 0.00 | 0.00 | ND | | 0.00 | 0.00 | ND | | 0.00 | 0.00 | ND | | 0.00 | 0.00 | ND | | 0.00 | 0.00 |
| tert-Butylbenzene | 98-06-6 | 5.9 | 100 | ND | | 0.00 | 0.00 | ND | | 0.00 | 0.00 | ND | | 0.00 | 0.00 | ND | | 0.00 | 0.00 | ND | | 0.00 | 0.00 |
| **VOLATILE ORGANICS BY EPA 5035 (mg/kg)** | | | | | | | | | | | | | | | | | | | | | | | |
| o-Chlorotoluene | 95-49-8 | | | ND | | 0.00 | 0.00 | ND | | 0.00 | 0.00 | ND | | 0.00 | 0.00 | ND | | 0.00 | 0.00 | ND | | 0.00 | 0.00 |
| p-Chlorotoluene | 106-43-4 | | | ND | | 0.00 | 0.00 | ND | | 0.00 | 0.00 | ND | | 0.00 | 0.00 | ND | | 0.00 | 0.00 | ND | | 0.00 | 0.00 |
| 1,2-Dibromo-3-chloropropane | 96-12-8 | | | ND | | 0.00 | 0.00 | ND | | 0.00 | 0.00 | ND | | 0.00 | 0.00 | ND | | 0.00 | 0.00 | ND | | 0.00 | 0.00 |
| Hexachlorobutadiene | 87-68-3 | | | ND | | 0.00 | 0.00 | ND | | 0.00 | 0.00 | ND | | 0.00 | 0.00 | ND | | 0.00 | 0.00 | ND | | 0.00 | 0.00 |
| Isopropylbenzene | 98-82-8 | | | ND | | 0.00 | 0.00 | ND | | 0.00 | 0.00 | ND | | 0.00 | 0.00 | ND | | 0.00 | 0.00 | ND | | 0.00 | 0.00 |
| p-Isopropyltoluene | 99-87-6 | | | ND | | 0.00 | 0.00 | ND | | 0.00 | 0.00 | ND | | 0.00 | 0.00 | ND | | 0.00 | 0.00 | ND | | 0.00 | 0.00 |
| Naphthalene | 91-20-3 | 12 | 100 | ND | | 0.00 | 0.00 | ND | | 0.00 | 0.00 | ND | | 0.00 | 0.00 | ND | | 0.00 | 0.00 | ND | | 0.00 | 0.00 |
| Acrylonitrile | 107-13-1 | | | ND | | 0.00 | 0.00 | ND | | 0.00 | 0.00 | ND | | 0.00 | 0.00 | ND | | 0.00 | 0.00 | ND | | 0.00 | 0.00 |

**Table 3.1 - Soil Sample Analytical Results**
**128-158 North Main Street**
**Portchester, New York**
**SESI Project # 12814**

| | | | BORING ID: | SB-6 | | | | SB-7 | | | | SB-8 | | | | SB-9 | | | | SB-10 | | | |
|---|---|---|---|---|---|---|---|---|---|---|---|---|---|---|---|---|---|---|---|---|---|---|---|
| | | | SAMPLE ID: | SB-6-7.5 | | | | SB-7-13 | | | | SB-8-0.5 | | | | SB-9-0.5 | | | | SB-10-1.5 | | | |
| | | | LAB ID: | L2232278-04 | | | | L2232278-05 | | | | L2232278-06 | | | | L2232278-07 | | | | L2232278-08 | | | |
| | | | COLLECTION DATE: | 6/16/2022 | | | | 6/16/2022 | | | | 6/16/2022 | | | | 6/16/2022 | | | | 6/16/2022 | | | |
| | | | SAMPLE DEPTH (FT BGS): | 7-7.5 | | | | 12.5-13 | | | | 0-0.5 | | | | 0-0.5 | | | | 1-1.5 | | | |
| | | | SAMPLE MATRIX: | SOIL | | | | SOIL | | | | SOIL | | | | SOIL | | | | SOIL | | | |
| **ANALYTE** | **CAS** | **NYSDEC USCOs** | **NYSDEC RRSCOs** | **Conc** | **Q** | **RL** | **MDL** | **Conc** | **Q** | **RL** | **MDL** | **Conc** | **Q** | **RL** | **MDL** | **Conc** | **Q** | **RL** | **MDL** | **Conc** | **Q** | **RL** | **MDL** |
| n-Propylbenzene | 103-65-1 | 3.9 | 100 | ND | | 0.00 | 0.00 | ND | | 0.00 | 0.00 | ND | | 0.00 | 0.00 | ND | | 0.00 | 0.00 | ND | | 0.00 | 0.00 |
| 1,2,3-Trichlorobenzene | 87-61-6 | | | ND | | 0.00 | 0.00 | ND | | 0.00 | 0.00 | ND | | 0.00 | 0.00 | ND | | 0.00 | 0.00 | ND | | 0.00 | 0.00 |
| 1,2,4-Trichlorobenzene | 120-82-1 | | | ND | | 0.00 | 0.00 | ND | | 0.00 | 0.00 | ND | | 0.00 | 0.00 | ND | | 0.00 | 0.00 | ND | | 0.00 | 0.00 |
| 1,3,5-Trimethylbenzene | 108-67-8 | 8.4 | 52 | ND | | 0.00 | 0.00 | ND | | 0.00 | 0.00 | ND | | 0.00 | 0.00 | ND | | 0.00 | 0.00 | ND | | 0.00 | 0.00 |
| 1,2,4-Trimethylbenzene | 95-63-6 | 3.6 | 52 | ND | | 0.00 | 0.00 | ND | | 0.00 | 0.00 | ND | | 0.00 | 0.00 | ND | | 0.00 | 0.00 | ND | | 0.00 | 0.00 |
| 1,4-Dioxane | 123-91-1 | 0.1 | 13 | ND | | 0.09 | 0.04 | ND | | 0.07 | 0.03 | ND | | 0.09 | 0.04 | ND | | 0.09 | 0.04 | ND | | 0.08 | 0.04 |
| p-Diethylbenzene | 105-05-5 | | | ND | | 0.00 | 0.00 | ND | | 0.00 | 0.00 | ND | | 0.00 | 0.00 | ND | | 0.00 | 0.00 | ND | | 0.00 | 0.00 |
| p-Ethyltoluene | 622-96-8 | | | ND | | 0.00 | 0.00 | ND | | 0.00 | 0.00 | ND | | 0.00 | 0.00 | ND | | 0.00 | 0.00 | ND | | 0.00 | 0.00 |
| 1,2,4,5-Tetramethylbenzene | 95-93-2 | | | ND | | 0.00 | 0.00 | ND | | 0.00 | 0.00 | ND | | 0.00 | 0.00 | ND | | 0.00 | 0.00 | ND | | 0.00 | 0.00 |
| Ethyl ether | 60-29-7 | | | ND | | 0.00 | 0.00 | ND | | 0.00 | 0.00 | ND | | 0.00 | 0.00 | ND | | 0.00 | 0.00 | ND | | 0.00 | 0.00 |
| trans-1,4-Dichloro-2-butene | 110-57-6 | | | ND | | 0.01 | 0.00 | ND | | 0.00 | 0.00 | ND | | 0.01 | 0.00 | ND | | 0.01 | 0.00 | ND | | 0.01 | 0.00 |
| Total VOCs | | | | - | - | - | - | 0.00 | - | - | - | - | - | - | - | - | - | - | - | 0.00 | - | - | - |
| **VOLATILE ORGANICS BY EPA 5035-TIC (mg/kg)** | | | | | | | | | | | | | | | | | | | | | | | |
| Unknown Benzene | | | | - | - | - | - | - | - | - | - | - | - | - | - | - | - | - | - | - | - | - | - |
| Unknown Aromatic | | | | - | - | - | - | - | - | - | - | - | - | - | - | - | - | - | - | - | - | - | - |
| Unknown Benzene | | | | - | - | - | - | - | - | - | - | - | - | - | - | - | - | - | - | - | - | - | - |
| Unknown Aromatic | | | | - | - | - | - | - | - | - | - | - | - | - | - | - | - | - | - | - | - | - | - |
| Unknown | | | | - | | - | - | - | | - | - | - | | - | - | - | | - | - | - | | - | - |
| Unknown Alkane | | | | - | - | - | - | - | - | - | - | - | - | - | - | - | - | - | - | - | - | - | - |
| Octane | 000111-65-9 | | | - | - | - | - | - | - | - | - | - | - | - | - | - | - | - | - | - | - | - | - |
| Decane, 3,7-dimethyl- | 017312-54-8 | | | - | - | - | - | - | - | - | - | - | - | - | - | - | - | - | - | - | - | - | - |
| Undecane, 3-methyl- | 001002-43-3 | | | - | - | - | - | - | - | - | - | - | - | - | - | - | - | - | - | - | - | - | - |
| Unknown Aromatic | | | | - | - | - | - | - | - | - | - | - | - | - | - | - | - | - | - | - | - | - | - |
| Unknown Alkane | | | | - | - | - | - | - | - | - | - | - | - | - | - | - | - | - | - | - | - | - | - |
| Unknown | | | | - | - | - | - | - | - | - | - | - | - | - | - | - | - | - | - | - | - | - | - |
| No Tentatively Identified Compounds | | | | ND | | 0.00 | 0.00 | ND | | 0.00 | 0.00 | ND | | 0.00 | 0.00 | ND | | 0.00 | 0.00 | ND | | 0.00 | 0.00 |
| Unknown Benzene | | | | - | - | - | - | - | - | - | - | - | - | - | - | - | - | - | - | - | - | - | - |
| Unknown | | | | - | - | - | - | - | - | - | - | - | - | - | - | - | - | - | - | - | - | - | - |
| Unknown Alkane | | | | - | - | - | - | - | - | - | - | - | - | - | - | - | - | - | - | - | - | - | - |
| Unknown | | | | - | | - | - | - | | - | - | - | | - | - | - | | - | - | - | | - | - |
| Unknown Benzene | | | | - | - | - | - | - | - | - | - | - | - | - | - | - | - | - | - | - | - | - | - |
| Unknown Aromatic | | | | - | - | - | - | - | - | - | - | - | - | - | - | - | - | - | - | - | - | - | - |
| Unknown | | | | - | | - | - | - | | - | - | - | | - | - | - | | - | - | - | | - | - |
| Unknown Aromatic | | | | - | - | - | - | - | - | - | - | - | - | - | - | - | - | - | - | - | - | - | - |
| Unknown Naphthalene | | | | - | - | - | - | - | - | - | - | - | - | - | - | - | - | - | - | - | - | - | - |
| Cyclotrisiloxane, Hexamethyl- | 000541-05-9 | | | - | | - | - | - | | - | - | - | | - | - | - | | - | - | - | | - | - |
| Unknown Aromatic | | | | - | - | - | - | - | - | - | - | - | - | - | - | - | - | - | - | - | - | - | - |
| Unknown Alkane | | | | - | - | - | - | - | - | - | - | - | - | - | - | - | - | - | - | - | - | - | - |
| Unknown Alkane | | | | - | - | - | - | - | - | - | - | - | - | - | - | - | - | - | - | - | - | - | - |
| Unknown Alkane | | | | - | - | - | - | - | - | - | - | - | - | - | - | - | - | - | - | - | - | - | - |
| Benzene, 1-propenyl- | 000637-50-3 | | | - | - | - | - | - | - | - | - | - | - | - | - | - | - | - | - | - | - | - | - |
| Unknown Aromatic | | | | - | - | - | - | - | - | - | - | - | - | - | - | - | - | - | - | - | - | - | - |
| Octane, 2,6-dimethyl- | 002051-30-1 | | | - | - | - | - | - | - | - | - | - | - | - | - | - | - | - | - | - | - | - | - |
| Total TIC Compounds | | | | - | | - | - | - | | - | - | - | | - | - | - | | - | - | - | | - | - |
| **PERFLUORINATED ALKYL ACIDS BY ISOTOPE DILUTION (ng/g)** | | | | | | | | | | | | | | | | | | | | | | | |
| Perfluorobutanoic Acid (PFBA) | 375-22-4 | | | - | - | - | - | - | - | - | - | - | - | - | - | - | - | - | - | - | - | - | - |
| Perfluoropentanoic Acid (PFPeA) | 2706-90-3 | | | - | - | - | - | - | - | - | - | - | - | - | - | - | - | - | - | - | - | - | - |
| Perfluorobutanesulfonic Acid (PFBS) | 375-73-5 | | | - | - | - | - | - | - | - | - | - | - | - | - | - | - | - | - | - | - | - | - |
| Perfluorohexanoic Acid (PFHxA) | 307-24-4 | | | - | - | - | - | - | - | - | - | - | - | - | - | - | - | - | - | - | - | - | - |
| Perfluoroheptanoic Acid (PFHpA) | 375-85-9 | | | - | - | - | - | - | - | - | - | - | - | - | - | - | - | - | - | - | - | - | - |
| Perfluorohexanesulfonic Acid (PFHxS) | 355-46-4 | | | - | - | - | - | - | - | - | - | - | - | - | - | - | - | - | - | - | - | - | - |
| Perfluorooctanoic Acid (PFOA) | 335-67-1 | 0.00066 | 0.033 | - | - | - | - | - | - | - | - | - | - | - | - | - | - | - | - | - | - | - | - |
| 1H,1H,2H,2H-Perfluorooctanesulfonic Acid (6:2FTS) | 27619-97-2 | | | - | - | - | - | - | - | - | - | - | - | - | - | - | - | - | - | - | - | - | - |
| Perfluoroheptanesulfonic Acid (PFHpS) | 375-92-8 | | | - | - | - | - | - | - | - | - | - | - | - | - | - | - | - | - | - | - | - | - |
| Perfluorononanoic Acid (PFNA) | 375-95-1 | | | - | - | - | - | - | - | - | - | - | - | - | - | - | - | - | - | - | - | - | - |
| Perfluorooctanesulfonic Acid (PFOS) | 1763-23-1 | 0.00088 | 0.044 | - | - | - | - | - | - | - | - | - | - | - | - | - | - | - | - | - | - | - | - |
| Perfluorodecanoic Acid (PFDA) | 335-76-2 | | | - | - | - | - | - | - | - | - | - | - | - | - | - | - | - | - | - | - | - | - |
| 1H,1H,2H,2H-Perfluorodecanesulfonic Acid (8:2FTS) | 39108-34-4 | | | - | - | - | - | - | - | - | - | - | - | - | - | - | - | - | - | - | - | - | - |
| N-Methyl Perfluorooctanesulfonamidoacetic Acid (NMeFOSAA) | 2355-31-9 | | | - | - | - | - | - | - | - | - | - | - | - | - | - | - | - | - | - | - | - | - |
| Perfluoroundecanoic Acid (PFUnA) | 2058-94-8 | | | - | - | - | - | - | - | - | - | - | - | - | - | - | - | - | - | - | - | - | - |
| Perfluorodecanesulfonic Acid (PFDS) | 335-77-3 | | | - | - | - | - | - | - | - | - | - | - | - | - | - | - | - | - | - | - | - | - |
| Perfluorooctanesulfonamide (FOSA) | 754-91-6 | | | - | - | - | - | - | - | - | - | - | - | - | - | - | - | - | - | - | - | - | - |
| N-Ethyl Perfluorooctanesulfonamidoacetic Acid (NEtFOSAA) | 2991-50-6 | | | - | - | - | - | - | - | - | - | - | - | - | - | - | - | - | - | - | - | - | - |
| Perfluorododecanoic Acid (PFDoA) | 307-55-1 | | | - | - | - | - | - | - | - | - | - | - | - | - | - | - | - | - | - | - | - | - |
| Perfluorotridecanoic Acid (PFTrDA) | 72629-94-8 | | | - | - | - | - | - | - | - | - | - | - | - | - | - | - | - | - | - | - | - | - |
| Perfluorotetradecanoic Acid (PFTA) | 376-06-7 | | | - | - | - | - | - | - | - | - | - | - | - | - | - | - | - | - | - | - | - | - |
| PFOA/PFOS, Total | | | | - | - | - | - | - | - | - | - | - | - | - | - | - | - | - | - | - | - | - | - |

**Table 3.1 - Soil Sample Analytical Results**
**128-158 North Main Street**
**Portchester, New York**
**SESI Project # 12814**

| | | | BORING ID: | SB-6 | | | | SB-7 | | | | SB-8 | | | | SB-9 | | | | SB-10 | | | |
|---|---|---|---|---|---|---|---|---|---|---|---|---|---|---|---|---|---|---|---|---|---|---|---|
| | | | SAMPLE ID: | SB-6-7.5 | | | | SB-7-13 | | | | SB-8-0.5 | | | | SB-9-0.5 | | | | SB-10-1.5 | | | |
| | | | LAB ID: | L2232278-04 | | | | L2232278-05 | | | | L2232278-06 | | | | L2232278-07 | | | | L2232278-08 | | | |
| | | | COLLECTION DATE: | 6/16/2022 | | | | 6/16/2022 | | | | 6/16/2022 | | | | 6/16/2022 | | | | 6/16/2022 | | | |
| | | | SAMPLE DEPTH (FT BGS): | 7-7.5 | | | | 12.5-13 | | | | 0-0.5 | | | | 0-0.5 | | | | 1-1.5 | | | |
| | | | SAMPLE MATRIX: | SOIL | | | | SOIL | | | | SOIL | | | | SOIL | | | | SOIL | | | |
| ANALYTE | CAS | NYSDEC USCOs | NYSDEC RRSCOs | Conc | Q | RL | MDL | Conc | Q | RL | MDL | Conc | Q | RL | MDL | Conc | Q | RL | MDL | Conc | Q | RL | MDL |
| **SEMIVOLATILE ORGANICS BY GC/MS (mg/kg)** | | | | | | | | | | | | | | | | | | | | | | | |
| Acenaphthene | 83-32-9 | 20 | 100 | ND | | 0.14 | 0.02 | ND | | 0.15 | 0.02 | ND | | 0.13 | 0.02 | ND | | 0.14 | 0.02 | 0.13 | J | 0.75 | 0.10 |
| 1,2,4-Trichlorobenzene | 120-82-1 | | | ND | | 0.17 | 0.02 | ND | | 0.18 | 0.02 | ND | | 0.17 | 0.02 | ND | | 0.17 | 0.02 | ND | | 0.94 | 0.11 |
| Hexachlorobenzene | 118-74-1 | 0.33 | 1.2 | ND | | 0.10 | 0.02 | ND | | 0.11 | 0.02 | ND | | 0.10 | 0.02 | ND | | 0.10 | 0.02 | ND | | 0.56 | 0.10 |
| Bis(2-chloroethyl)ether | 111-44-4 | | | ND | | 0.16 | 0.02 | ND | | 0.16 | 0.03 | ND | | 0.15 | 0.02 | ND | | 0.15 | 0.02 | ND | | 0.84 | 0.13 |
| 2-Chloronaphthalene | 91-58-7 | | | ND | | 0.17 | 0.02 | ND | | 0.18 | 0.02 | ND | | 0.17 | 0.02 | ND | | 0.17 | 0.02 | ND | | 0.94 | 0.09 |
| 1,2-Dichlorobenzene | 95-50-1 | 1.1 | 100 | ND | | 0.17 | 0.03 | ND | | 0.18 | 0.03 | ND | | 0.17 | 0.03 | ND | | 0.17 | 0.03 | ND | | 0.94 | 0.17 |
| 1,3-Dichlorobenzene | 541-73-1 | 2.4 | 49 | ND | | 0.17 | 0.03 | ND | | 0.18 | 0.03 | ND | | 0.17 | 0.03 | ND | | 0.17 | 0.03 | ND | | 0.94 | 0.16 |
| 1,4-Dichlorobenzene | 106-46-7 | 1.8 | 13 | ND | | 0.17 | 0.03 | ND | | 0.18 | 0.03 | ND | | 0.17 | 0.03 | ND | | 0.17 | 0.03 | ND | | 0.94 | 0.16 |
| 3,3'-Dichlorobenzidine | 91-94-1 | | | ND | | 0.17 | 0.05 | ND | | 0.18 | 0.05 | ND | | 0.17 | 0.05 | ND | | 0.17 | 0.05 | ND | | 0.94 | 0.25 |
| 2,4-Dinitrotoluene | 121-14-2 | | | ND | | 0.17 | 0.04 | ND | | 0.18 | 0.04 | ND | | 0.17 | 0.03 | ND | | 0.17 | 0.03 | ND | | 0.94 | 0.19 |
| 2,6-Dinitrotoluene | 606-20-2 | | | ND | | 0.17 | 0.03 | ND | | 0.18 | 0.03 | ND | | 0.17 | 0.03 | ND | | 0.17 | 0.03 | ND | | 0.94 | 0.16 |
| Fluoranthene | 206-44-0 | 100 | 100 | 0.45 | | 0.10 | 0.02 | 0.11 | | 0.11 | 0.02 | ND | | 0.10 | 0.02 | 0.11 | | 0.10 | 0.02 | 2.40 | | 0.56 | 0.11 |
| 4-Chlorophenyl phenyl ether | 7005-72-3 | | | ND | | 0.17 | 0.02 | ND | | 0.18 | 0.02 | ND | | 0.17 | 0.02 | ND | | 0.17 | 0.02 | ND | | 0.94 | 0.10 |
| 4-Bromophenyl phenyl ether | 101-55-3 | | | ND | | 0.17 | 0.03 | ND | | 0.18 | 0.03 | ND | | 0.17 | 0.03 | ND | | 0.17 | 0.03 | ND | | 0.94 | 0.14 |
| Bis(2-chloroisopropyl)ether | 108-60-1 | | | ND | | 0.21 | 0.03 | ND | | 0.22 | 0.03 | ND | | 0.20 | 0.03 | ND | | 0.20 | 0.03 | ND | | 1.10 | 0.16 |
| Bis(2-chloroethoxy)methane | 111-91-1 | | | ND | | 0.19 | 0.02 | ND | | 0.20 | 0.02 | ND | | 0.18 | 0.02 | ND | | 0.18 | 0.02 | ND | | 1.00 | 0.09 |
| Hexachlorobutadiene | 87-68-3 | | | ND | | 0.17 | 0.03 | ND | | 0.18 | 0.03 | ND | | 0.17 | 0.03 | ND | | 0.17 | 0.03 | ND | | 0.94 | 0.14 |
| Hexachlorocyclopentadiene | 77-47-4 | | | ND | | 0.50 | 0.16 | ND | | 0.52 | 0.16 | ND | | 0.48 | 0.15 | ND | | 0.49 | 0.16 | ND | | 2.70 | 0.85 |
| Hexachloroethane | 67-72-1 | | | ND | | 0.14 | 0.03 | ND | | 0.15 | 0.03 | ND | | 0.13 | 0.03 | ND | | 0.14 | 0.03 | ND | | 0.75 | 0.15 |
| Isophorone | 78-59-1 | | | ND | | 0.16 | 0.02 | ND | | 0.16 | 0.02 | ND | | 0.15 | 0.02 | ND | | 0.15 | 0.02 | ND | | 0.84 | 0.12 |
| Naphthalene | 91-20-3 | 12 | 100 | 0.08 | J | 0.17 | 0.02 | ND | | 0.18 | 0.02 | ND | | 0.17 | 0.02 | ND | | 0.17 | 0.02 | ND | | 0.94 | 0.11 |
| Nitrobenzene | 98-95-3 | | | ND | | 0.16 | 0.03 | ND | | 0.16 | 0.03 | ND | | 0.15 | 0.03 | ND | | 0.15 | 0.03 | ND | | 0.84 | 0.14 |
| NDPA/DPA | 86-30-6 | | | ND | | 0.14 | 0.02 | ND | | 0.15 | 0.02 | ND | | 0.13 | 0.02 | ND | | 0.14 | 0.02 | ND | | 0.75 | 0.11 |
| n-Nitrosodi-n-propylamine | 621-64-7 | | | ND | | 0.17 | 0.03 | ND | | 0.18 | 0.03 | ND | | 0.17 | 0.03 | ND | | 0.17 | 0.03 | ND | | 0.94 | 0.14 |
| Bis(2-ethylhexyl)phthalate | 117-81-7 | | | ND | | 0.17 | 0.06 | ND | | 0.18 | 0.06 | ND | | 0.17 | 0.06 | ND | | 0.17 | 0.06 | ND | | 0.94 | 0.32 |
| Butyl benzyl phthalate | 85-68-7 | | | ND | | 0.17 | 0.04 | ND | | 0.18 | 0.05 | ND | | 0.17 | 0.04 | ND | | 0.17 | 0.04 | ND | | 0.94 | 0.24 |
| Di-n-butylphthalate | 84-74-2 | | | ND | | 0.17 | 0.03 | ND | | 0.18 | 0.04 | ND | | 0.17 | 0.03 | ND | | 0.17 | 0.03 | ND | | 0.94 | 0.18 |
| Di-n-octylphthalate | 117-84-0 | | | ND | | 0.17 | 0.06 | ND | | 0.18 | 0.06 | ND | | 0.17 | 0.06 | ND | | 0.17 | 0.06 | ND | | 0.94 | 0.32 |
| Diethyl phthalate | 84-66-2 | | | ND | | 0.17 | 0.02 | ND | | 0.18 | 0.02 | ND | | 0.17 | 0.02 | ND | | 0.17 | 0.02 | ND | | 0.94 | 0.09 |
| Dimethyl phthalate | 131-11-3 | | | ND | | 0.17 | 0.04 | ND | | 0.18 | 0.04 | ND | | 0.17 | 0.04 | ND | | 0.17 | 0.04 | ND | | 0.94 | 0.20 |
| Benzo(a)anthracene | 56-55-3 | 1 | 1 | 0.30 | | 0.10 | 0.02 | 0.05 | J | 0.11 | 0.02 | ND | | 0.10 | 0.02 | 0.05 | J | 0.10 | 0.02 | 1.30 | | 0.56 | 0.10 |
| Benzo(a)pyrene | 50-32-8 | 1 | 1 | 0.34 | | 0.14 | 0.04 | 0.05 | J | 0.15 | 0.04 | ND | | 0.13 | 0.04 | ND | | 0.14 | 0.04 | 1.40 | | 0.75 | 0.23 |
| Benzo(b)fluoranthene | 205-99-2 | 1 | 1 | 0.42 | | 0.10 | 0.03 | 0.06 | J | 0.11 | 0.03 | ND | | 0.10 | 0.03 | 0.05 | J | 0.10 | 0.03 | 1.60 | | 0.56 | 0.16 |
| Benzo(k)fluoranthene | 207-08-9 | 0.8 | 3.9 | 0.13 | | 0.10 | 0.03 | ND | | 0.11 | 0.03 | ND | | 0.10 | 0.03 | ND | | 0.10 | 0.03 | 0.55 | J | 0.56 | 0.15 |
| Chrysene | 218-01-9 | 1 | 3.9 | 0.29 | | 0.10 | 0.02 | 0.05 | J | 0.11 | 0.02 | ND | | 0.10 | 0.02 | 0.05 | J | 0.10 | 0.02 | 1.30 | | 0.56 | 0.10 |
| Acenaphthylene | 208-96-8 | 100 | 100 | 0.04 | J | 0.14 | 0.03 | ND | | 0.15 | 0.03 | ND | | 0.13 | 0.03 | ND | | 0.14 | 0.03 | ND | | 0.75 | 0.14 |
| Anthracene | 120-12-7 | 100 | 100 | 0.06 | J | 0.10 | 0.03 | ND | | 0.11 | 0.04 | ND | | 0.10 | 0.03 | ND | | 0.10 | 0.03 | 0.40 | J | 0.56 | 0.18 |
| Benzo(ghi)perylene | 191-24-2 | 100 | 100 | 0.20 | | 0.14 | 0.02 | 0.03 | J | 0.15 | 0.02 | ND | | 0.13 | 0.02 | 0.03 | J | 0.14 | 0.02 | 0.78 | | 0.75 | 0.11 |
| Fluorene | 86-73-7 | 30 | 100 | ND | | 0.17 | 0.02 | ND | | 0.18 | 0.02 | ND | | 0.17 | 0.02 | ND | | 0.17 | 0.02 | 0.14 | J | 0.94 | 0.09 |
| Phenanthrene | 85-01-8 | 100 | 100 | 0.21 | | 0.10 | 0.02 | 0.09 | J | 0.11 | 0.02 | ND | | 0.10 | 0.02 | 0.13 | | 0.10 | 0.02 | 1.70 | | 0.56 | 0.11 |
| Dibenzo(a,h)anthracene | 53-70-3 | 0.33 | 0.33 | 0.05 | J | 0.10 | 0.02 | ND | | 0.11 | 0.02 | ND | | 0.10 | 0.02 | ND | | 0.10 | 0.02 | 0.23 | J | 0.56 | 0.11 |
| Indeno(1,2,3-cd)pyrene | 193-39-5 | 0.5 | 0.5 | 0.22 | | 0.14 | 0.02 | 0.03 | J | 0.15 | 0.03 | ND | | 0.13 | 0.02 | 0.03 | J | 0.14 | 0.02 | 0.92 | | 0.75 | 0.13 |
| Pyrene | 129-00-0 | 100 | 100 | 0.43 | | 0.10 | 0.02 | 0.10 | J | 0.11 | 0.02 | ND | | 0.10 | 0.02 | 0.09 | J | 0.10 | 0.02 | 2.30 | | 0.56 | 0.09 |
| Biphenyl | 92-52-4 | | | ND | | 0.40 | 0.02 | ND | | 0.42 | 0.02 | ND | | 0.38 | 0.02 | ND | | 0.39 | 0.02 | ND | | 2.10 | 0.12 |
| 4-Chloroaniline | 106-47-8 | | | ND | | 0.17 | 0.03 | ND | | 0.18 | 0.03 | ND | | 0.17 | 0.03 | ND | | 0.17 | 0.03 | ND | | 0.94 | 0.17 |
| 2-Nitroaniline | 88-74-4 | | | ND | | 0.17 | 0.03 | ND | | 0.18 | 0.04 | ND | | 0.17 | 0.03 | ND | | 0.17 | 0.03 | ND | | 0.94 | 0.18 |
| 3-Nitroaniline | 99-09-2 | | | ND | | 0.17 | 0.03 | ND | | 0.18 | 0.03 | ND | | 0.17 | 0.03 | ND | | 0.17 | 0.03 | ND | | 0.94 | 0.18 |
| 4-Nitroaniline | 100-01-6 | | | ND | | 0.17 | 0.07 | ND | | 0.18 | 0.08 | ND | | 0.17 | 0.07 | ND | | 0.17 | 0.07 | ND | | 0.94 | 0.39 |
| Dibenzofuran | 132-64-9 | 7 | 59 | 0.03 | J | 0.17 | 0.02 | ND | | 0.18 | 0.02 | ND | | 0.17 | 0.02 | ND | | 0.17 | 0.02 | ND | | 0.94 | 0.09 |
| 2-Methylnaphthalene | 91-57-6 | | | 0.07 | J | 0.21 | 0.02 | ND | | 0.22 | 0.02 | ND | | 0.20 | 0.02 | ND | | 0.20 | 0.02 | ND | | 1.10 | 0.11 |
| 1,2,4,5-Tetrachlorobenzene | 95-94-3 | | | ND | | 0.17 | 0.02 | ND | | 0.18 | 0.02 | ND | | 0.17 | 0.02 | ND | | 0.17 | 0.02 | ND | | 0.94 | 0.10 |
| Acetophenone | 98-86-2 | | | ND | | 0.17 | 0.02 | ND | | 0.18 | 0.02 | ND | | 0.17 | 0.02 | ND | | 0.17 | 0.02 | ND | | 0.94 | 0.12 |
| 2,4,6-Trichlorophenol | 88-06-2 | | | ND | | 0.10 | 0.03 | ND | | 0.11 | 0.04 | ND | | 0.10 | 0.03 | ND | | 0.10 | 0.03 | ND | | 0.56 | 0.18 |
| p-Chloro-m-cresol | 59-50-7 | | | ND | | 0.17 | 0.03 | ND | | 0.18 | 0.03 | ND | | 0.17 | 0.03 | ND | | 0.17 | 0.03 | ND | | 0.94 | 0.14 |
| 2-Chlorophenol | 95-57-8 | | | ND | | 0.17 | 0.02 | ND | | 0.18 | 0.02 | ND | | 0.17 | 0.02 | ND | | 0.17 | 0.02 | ND | | 0.94 | 0.11 |
| 2,4-Dichlorophenol | 120-83-2 | | | ND | | 0.16 | 0.03 | ND | | 0.16 | 0.03 | ND | | 0.15 | 0.03 | ND | | 0.15 | 0.03 | ND | | 0.84 | 0.15 |
| 2,4-Dimethylphenol | 105-67-9 | | | ND | | 0.17 | 0.06 | ND | | 0.18 | 0.06 | ND | | 0.17 | 0.06 | ND | | 0.17 | 0.06 | ND | | 0.94 | 0.31 |
| **SEMIVOLATILE ORGANICS BY GC/MS (mg/kg)** | | | | | | | | | | | | | | | | | | | | | | | |
| 2-Nitrophenol | 88-75-5 | | | ND | | 0.38 | 0.07 | ND | | 0.39 | 0.07 | ND | | 0.36 | 0.06 | ND | | 0.37 | 0.06 | ND | | 2.00 | 0.35 |
| 4-Nitrophenol | 100-02-7 | | | ND | | 0.24 | 0.07 | ND | | 0.26 | 0.07 | ND | | 0.24 | 0.07 | ND | | 0.24 | 0.07 | ND | | 1.30 | 0.38 |
| 2,4-Dinitrophenol | 51-28-5 | | | ND | | 0.84 | 0.08 | ND | | 0.88 | 0.09 | ND | | 0.81 | 0.08 | ND | | 0.82 | 0.08 | ND | | 4.50 | 0.44 |
| 4,6-Dinitro-o-cresol | 534-52-1 | | | ND | | 0.45 | 0.08 | ND | | 0.47 | 0.09 | ND | | 0.44 | 0.08 | ND | | 0.45 | 0.08 | ND | | 2.40 | 0.45 |
| Pentachlorophenol | 87-86-5 | 0.8 | 6.7 | ND | | 0.14 | 0.04 | ND | | 0.15 | 0.04 | ND | | 0.13 | 0.04 | ND | | 0.14 | 0.04 | ND | | 0.75 | 0.20 |
| Phenol | 108-95-2 | 0.33 | 100 | ND | | 0.17 | 0.03 | ND | | 0.18 | 0.03 | ND | | 0.17 | 0.03 | ND | | 0.17 | 0.03 | ND | | 0.94 | 0.14 |
| 2-Methylphenol | 95-48-7 | 0.33 | 100 | ND | | 0.17 | 0.03 | ND | | 0.18 | 0.03 | ND | | 0.17 | 0.03 | ND | | 0.17 | 0.03 | ND | | 0.94 | 0.14 |
| 3-Methylphenol/4-Methylphenol | 108-39-4/106-44-5 | 0.33 | 100 | ND | | 0.25 | 0.03 | ND | | 0.26 | 0.03 | ND | | 0.24 | 0.03 | ND | | 0.25 | 0.03 | ND | | 1.30 | 0.15 |

**Table 3.1 - Soil Sample Analytical Results**
**128-158 North Main Street**
**Portchester, New York**
**SESI Project # 12814**

| | | | BORING ID: | SB-6 | | | | SB-7 | | | | SB-8 | | | | SB-9 | | | | SB-10 | | | |
|---|---|---|---|---|---|---|---|---|---|---|---|---|---|---|---|---|---|---|---|---|---|---|---|
| | | | SAMPLE ID: | SB-6-7.5 | | | | SB-7-13 | | | | SB-8-0.5 | | | | SB-9-0.5 | | | | SB-10-1.5 | | | |
| | | | LAB ID: | L2232278-04 | | | | L2232278-05 | | | | L2232278-06 | | | | L2232278-07 | | | | L2232278-08 | | | |
| | | | COLLECTION DATE: | 6/16/2022 | | | | 6/16/2022 | | | | 6/16/2022 | | | | 6/16/2022 | | | | 6/16/2022 | | | |
| | | | SAMPLE DEPTH (FT BGS): | 7-7.5 | | | | 12.5-13 | | | | 0-0.5 | | | | 0-0.5 | | | | 1-1.5 | | | |
| | | | SAMPLE MATRIX: | SOIL | | | | SOIL | | | | SOIL | | | | SOIL | | | | SOIL | | | |
| **ANALYTE** | **CAS** | **NYSDEC USCOs** | **NYSDEC RRSCOs** | **Conc** | **Q** | **RL** | **MDL** | **Conc** | **Q** | **RL** | **MDL** | **Conc** | **Q** | **RL** | **MDL** | **Conc** | **Q** | **RL** | **MDL** | **Conc** | **Q** | **RL** | **MDL** |
| 2,4,5-Trichlorophenol | 95-95-4 | | | ND | | 0.17 | 0.03 | ND | | 0.18 | 0.04 | ND | | 0.17 | 0.03 | ND | | 0.17 | 0.03 | ND | | 0.94 | 0.18 |
| Benzoic Acid | 65-85-0 | | | ND | | 0.57 | 0.18 | ND | | 0.59 | 0.18 | ND | | 0.55 | 0.17 | ND | | 0.56 | 0.17 | ND | | 3.00 | 0.95 |
| Benzyl Alcohol | 100-51-6 | | | ND | | 0.17 | 0.05 | ND | | 0.18 | 0.06 | ND | | 0.17 | 0.05 | ND | | 0.17 | 0.05 | ND | | 0.94 | 0.29 |
| Carbazole | 86-74-8 | | | 0.02 | J | 0.17 | 0.02 | ND | | 0.18 | 0.02 | ND | | 0.17 | 0.02 | ND | | 0.17 | 0.02 | 0.17 | J | 0.94 | 0.09 |
| 1,4-Dioxane | 123-91-1 | 0.1 | 13 | ND | | 0.03 | 0.01 | ND | | 0.03 | 0.01 | ND | | 0.03 | 0.01 | ND | | 0.03 | 0.01 | ND | | 0.14 | 0.04 |
| Total SVOCs | | | | 3.34 | - | - | - | 0.58 | - | - | - | - | - | - | - | 0.54 | - | - | - | 15.32 | - | - | - |
| **SEMIVOLATILE ORGANICS BY GC/MS-TIC (mg/kg)** | | | | | | | | | | | | | | | | | | | | | | | |
| Unknown | | | | - | - | - | - | - | - | - | - | - | - | - | - | - | - | - | - | - | - | - | - |
| Unknown | | | | - | - | - | - | - | - | - | - | - | - | - | - | - | - | - | - | - | - | - | - |
| Unknown Naphthalene | | | | - | - | - | - | - | - | - | - | - | - | - | - | - | - | - | - | - | - | - | - |
| Unknown | | | | - | - | - | - | - | - | - | - | - | - | - | - | - | - | - | - | - | - | - | - |
| Unknown | | | | - | - | - | - | - | - | - | - | - | - | - | - | - | - | - | - | - | - | - | - |
| Cyclic Octaatomic Sulfur | 010544-50-0 | | | - | - | - | - | - | - | - | - | - | - | - | - | - | - | - | - | - | - | - | - |
| Unknown Naphthalene | | | | - | - | - | - | - | - | - | - | - | - | - | - | - | - | - | - | - | - | - | - |
| Unknown Organic Acid | | | | - | - | - | - | - | - | - | - | - | - | - | - | - | - | - | - | - | - | - | - |
| Unknown Cycloalkane | | | | - | - | - | - | - | - | - | - | - | - | - | - | - | - | - | - | - | - | - | - |
| Unknown Thiophene | | | | - | - | - | - | - | - | - | - | - | - | - | - | - | - | - | - | - | - | - | - |
| Unknown | | | | - | - | - | - | - | - | - | - | - | - | - | - | - | - | - | - | - | - | - | - |
| Unknown Alkane | | | | - | - | - | - | - | - | - | - | - | - | - | - | - | - | - | - | - | - | - | - |
| Unknown Naphthalene | | | | - | - | - | - | - | - | - | - | - | - | - | - | - | - | - | - | - | - | - | - |
| Unknown | | | | - | - | - | - | - | - | - | - | - | - | - | - | - | - | - | - | - | - | - | - |
| Unknown Alkane | | | | - | - | - | - | - | - | - | - | - | - | - | - | - | - | - | - | - | - | - | - |
| Unknown Naphthalene | | | | - | - | - | - | - | - | - | - | - | - | - | - | - | - | - | - | - | - | - | - |
| Unknown Thiophene | | | | - | - | - | - | - | - | - | - | - | - | - | - | - | - | - | - | - | - | - | - |
| Unknown | | | | - | - | - | - | - | - | - | - | - | - | - | - | - | - | - | - | - | - | - | - |
| No Tentatively Identified Compounds | | | | - | | - | - | ND | | 0.00 | 0.00 | ND | | 0.00 | 0.00 | ND | | 0.00 | 0.00 | ND | | 0.00 | 0.00 |
| Unknown | | | | - | - | - | - | - | - | - | - | - | - | - | - | - | - | - | - | - | - | - | - |
| Unknown | | | | 0.15 | J | 0.00 | 0.00 | - | - | - | - | - | - | - | - | - | - | - | - | - | - | - | - |
| Unknown Alkane | | | | - | - | - | - | - | - | - | - | - | - | - | - | - | - | - | - | - | - | - | - |
| Unknown | | | | - | - | - | - | - | - | - | - | - | - | - | - | - | - | - | - | - | - | - | - |
| Unknown PAH | | | | 0.18 | J | 0.00 | 0.00 | - | - | - | - | - | - | - | - | - | - | - | - | - | - | - | - |
| Unknown Thiophene | | | | - | - | - | - | - | - | - | - | - | - | - | - | - | - | - | - | - | - | - | - |
| Unknown Alkane | | | | - | - | - | - | - | - | - | - | - | - | - | - | - | - | - | - | - | - | - | - |
| Unknown Alkane | | | | - | - | - | - | - | - | - | - | - | - | - | - | - | - | - | - | - | - | - | - |
| Unknown Alkane | | | | - | - | - | - | - | - | - | - | - | - | - | - | - | - | - | - | - | - | - | - |
| Unknown Naphthalene | | | | - | - | - | - | - | - | - | - | - | - | - | - | - | - | - | - | - | - | - | - |
| Unknown Alkane | | | | - | - | - | - | - | - | - | - | - | - | - | - | - | - | - | - | - | - | - | - |
| Sulfur | 013798-23-7 | | | - | - | - | - | - | - | - | - | - | - | - | - | - | - | - | - | - | - | - | - |
| Unknown | | | | - | - | - | - | - | - | - | - | - | - | - | - | - | - | - | - | - | - | - | - |
| Total TIC Compounds | | | | 0.33 | J | 0.00 | 0.00 | - | - | - | - | - | - | - | - | - | - | - | - | - | - | - | - |
| **ORGANOCHLORINE PESTICIDES BY GC (mg/kg)** | | | | | | | | | | | | | | | | | | | | | | | |
| Delta-BHC | 319-86-8 | 0.04 | 100 | ND | | 0.00 | 0.00 | ND | | 0.00 | 0.00 | ND | | 0.00 | 0.00 | ND | | 0.00 | 0.00 | ND | | 0.00 | 0.00 |
| Lindane | 58-89-9 | 0.1 | 1.3 | ND | | 0.00 | 0.00 | ND | | 0.00 | 0.00 | ND | | 0.00 | 0.00 | ND | | 0.00 | 0.00 | ND | | 0.00 | 0.00 |
| Alpha-BHC | 319-84-6 | 0.02 | 0.48 | ND | | 0.00 | 0.00 | ND | | 0.00 | 0.00 | ND | | 0.00 | 0.00 | ND | | 0.00 | 0.00 | ND | | 0.00 | 0.00 |
| Beta-BHC | 319-85-7 | 0.036 | 0.36 | ND | | 0.00 | 0.00 | ND | | 0.00 | 0.00 | ND | | 0.00 | 0.00 | ND | | 0.00 | 0.00 | ND | | 0.00 | 0.00 |
| Heptachlor | 76-44-8 | 0.042 | 2.1 | ND | | 0.00 | 0.00 | ND | | 0.00 | 0.00 | ND | | 0.00 | 0.00 | ND | | 0.00 | 0.00 | ND | | 0.00 | 0.00 |
| Aldrin | 309-00-2 | 0.005 | 0.097 | ND | | 0.00 | 0.00 | ND | | 0.00 | 0.00 | ND | | 0.00 | 0.00 | ND | | 0.00 | 0.00 | ND | | 0.00 | 0.00 |
| Heptachlor epoxide | 1024-57-3 | | | ND | | 0.00 | 0.00 | ND | | 0.00 | 0.00 | ND | | 0.00 | 0.00 | ND | | 0.00 | 0.00 | ND | | 0.00 | 0.00 |
| Endrin | 72-20-8 | 0.014 | 11 | ND | | 0.00 | 0.00 | ND | | 0.00 | 0.00 | ND | | 0.00 | 0.00 | ND | | 0.00 | 0.00 | ND | | 0.00 | 0.00 |
| Endrin aldehyde | 7421-93-4 | | | ND | | 0.00 | 0.00 | ND | | 0.00 | 0.00 | ND | | 0.00 | 0.00 | ND | | 0.00 | 0.00 | ND | | 0.00 | 0.00 |
| Endrin ketone | 53494-70-5 | | | ND | | 0.00 | 0.00 | ND | | 0.00 | 0.00 | ND | | 0.00 | 0.00 | ND | | 0.00 | 0.00 | ND | | 0.00 | 0.00 |
| Dieldrin | 60-57-1 | 0.005 | 0.2 | ND | | 0.00 | 0.00 | ND | | 0.00 | 0.00 | ND | | 0.00 | 0.00 | ND | | 0.00 | 0.00 | ND | | 0.00 | 0.00 |
| 4,4'-DDE | 72-55-9 | 0.0033 | 8.9 | ND | | 0.00 | 0.00 | ND | | 0.00 | 0.00 | 0.00 | JIP | 0.00 | 0.00 | 0.00 | J | 0.00 | 0.00 | ND | | 0.00 | 0.00 |
| 4,4'-DDD | 72-54-8 | 0.0033 | 13 | ND | | 0.00 | 0.00 | ND | | 0.00 | 0.00 | ND | | 0.00 | 0.00 | ND | | 0.00 | 0.00 | ND | | 0.00 | 0.00 |
| 4,4'-DDT | 50-29-3 | 0.0033 | 7.9 | ND | | 0.00 | 0.00 | ND | | 0.00 | 0.00 | ND | | 0.00 | 0.00 | 0.00 | P | 0.00 | 0.00 | 0.01 | IP | 0.00 | 0.00 |
| Endosulfan I | 959-98-8 | 2.4 | 24 | ND | | 0.00 | 0.00 | ND | | 0.00 | 0.00 | ND | | 0.00 | 0.00 | ND | | 0.00 | 0.00 | ND | | 0.00 | 0.00 |
| Endosulfan II | 33213-65-9 | 2.4 | 24 | ND | | 0.00 | 0.00 | ND | | 0.00 | 0.00 | ND | | 0.00 | 0.00 | ND | | 0.00 | 0.00 | ND | | 0.00 | 0.00 |
| Endosulfan sulfate | 1031-07-8 | 2.4 | 24 | ND | | 0.00 | 0.00 | ND | | 0.00 | 0.00 | ND | | 0.00 | 0.00 | ND | | 0.00 | 0.00 | ND | | 0.00 | 0.00 |
| Methoxychlor | 72-43-5 | | | ND | | 0.00 | 0.00 | ND | | 0.00 | 0.00 | ND | | 0.00 | 0.00 | ND | | 0.00 | 0.00 | ND | | 0.00 | 0.00 |
| Toxaphene | 8001-35-2 | | | ND | | 0.03 | 0.01 | ND | | 0.03 | 0.01 | ND | | 0.03 | 0.01 | ND | | 0.03 | 0.01 | ND | | 0.03 | 0.01 |
| cis-Chlordane | 5103-71-9 | 0.094 | 4.2 | ND | | 0.00 | 0.00 | ND | | 0.00 | 0.00 | ND | | 0.00 | 0.00 | ND | | 0.00 | 0.00 | ND | | 0.00 | 0.00 |
| trans-Chlordane | 5103-74-2 | | | ND | | 0.00 | 0.00 | ND | | 0.00 | 0.00 | ND | | 0.00 | 0.00 | ND | | 0.00 | 0.00 | ND | | 0.00 | 0.00 |
| Chlordane | 57-74-9 | | | ND | | 0.01 | 0.01 | ND | | 0.01 | 0.01 | ND | | 0.01 | 0.01 | ND | | 0.01 | 0.01 | ND | | 0.02 | 0.01 |
| **POLYCHLORINATED BIPHENYLS BY GC (mg/kg)** | | | | | | | | | | | | | | | | | | | | | | | |
| Aroclor 1016 | 12674-11-2 | 0.1 | 1 | ND | | 0.03 | 0.00 | ND | | 0.04 | 0.00 | ND | | 0.03 | 0.00 | ND | | 0.03 | 0.00 | ND | | 0.04 | 0.00 |
| Aroclor 1221 | 11104-28-2 | 0.1 | 1 | ND | | 0.03 | 0.00 | ND | | 0.04 | 0.00 | ND | | 0.03 | 0.00 | ND | | 0.03 | 0.00 | ND | | 0.04 | 0.00 |

**Table 3.1 - Soil Sample Analytical Results**
**128-158 North Main Street**
**Portchester, New York**
**SESI Project # 12814**

| | | | BORING ID: | SB-6 | | | | SB-7 | | | | SB-8 | | | | SB-9 | | | | SB-10 | | | |
|---|---|---|---|---|---|---|---|---|---|---|---|---|---|---|---|---|---|---|---|---|---|---|---|
| | | | SAMPLE ID: | SB-6-7.5 | | | | SB-7-13 | | | | SB-8-0.5 | | | | SB-9-0.5 | | | | SB-10-1.5 | | | |
| | | | LAB ID: | L2232278-04 | | | | L2232278-05 | | | | L2232278-06 | | | | L2232278-07 | | | | L2232278-08 | | | |
| | | | COLLECTION DATE: | 6/16/2022 | | | | 6/16/2022 | | | | 6/16/2022 | | | | 6/16/2022 | | | | 6/16/2022 | | | |
| | | | SAMPLE DEPTH (FT BGS): | 7-7.5 | | | | 12.5-13 | | | | 0-0.5 | | | | 0-0.5 | | | | 1-1.5 | | | |
| | | | SAMPLE MATRIX: | SOIL | | | | SOIL | | | | SOIL | | | | SOIL | | | | SOIL | | | |
| **ANALYTE** | **CAS** | **NYSDEC USCOs** | **NYSDEC RRSCOs** | **Conc** | **Q** | **RL** | **MDL** | **Conc** | **Q** | **RL** | **MDL** | **Conc** | **Q** | **RL** | **MDL** | **Conc** | **Q** | **RL** | **MDL** | **Conc** | **Q** | **RL** | **MDL** |
| Aroclor 1232 | 11141-16-5 | 0.1 | 1 | ND | | 0.03 | 0.01 | ND | | 0.04 | 0.01 | ND | | 0.03 | 0.01 | ND | | 0.03 | 0.01 | ND | | 0.04 | 0.01 |
| Aroclor 1242 | 53469-21-9 | 0.1 | 1 | ND | | 0.03 | 0.00 | ND | | 0.04 | 0.00 | ND | | 0.03 | 0.00 | ND | | 0.03 | 0.00 | ND | | 0.04 | 0.00 |
| Aroclor 1248 | 12672-29-6 | 0.1 | 1 | ND | | 0.03 | 0.01 | ND | | 0.04 | 0.01 | ND | | 0.03 | 0.01 | ND | | 0.03 | 0.00 | ND | | 0.04 | 0.01 |
| Aroclor 1254 | 11097-69-1 | 0.1 | 1 | ND | | 0.03 | 0.00 | ND | | 0.04 | 0.00 | ND | | 0.03 | 0.00 | ND | | 0.03 | 0.00 | ND | | 0.04 | 0.00 |
| Aroclor 1260 | 11096-82-5 | 0.1 | 1 | ND | | 0.03 | 0.01 | ND | | 0.04 | 0.01 | ND | | 0.03 | 0.01 | ND | | 0.03 | 0.01 | 0.03 | J | 0.04 | 0.01 |
| Aroclor 1262 | 37324-23-5 | 0.1 | 1 | ND | | 0.03 | 0.00 | ND | | 0.04 | 0.00 | ND | | 0.03 | 0.00 | ND | | 0.03 | 0.00 | ND | | 0.04 | 0.00 |
| Aroclor 1268 | 11100-14-4 | 0.1 | 1 | ND | | 0.03 | 0.00 | ND | | 0.04 | 0.00 | ND | | 0.03 | 0.00 | ND | | 0.03 | 0.00 | 0.04 | | 0.04 | 0.00 |
| PCBs, Total | 1336-36-3 | 0.1 | 1 | ND | | 0.03 | 0.00 | ND | | 0.04 | 0.00 | ND | | 0.03 | 0.00 | ND | | 0.03 | 0.00 | 0.07 | J | 0.04 | 0.00 |
| **TOTAL METALS (mg/kg)** | | | | | | | | | | | | | | | | | | | | | | | |
| Aluminum, Total | 7429-90-5 | | | 4620.00 | | 8.45 | 2.28 | 8310.00 | | 8.76 | 2.37 | 6070 | | 8.31 | 2.24 | 7440 | | 7.92 | 2.14 | 9700 | | 8.87 | 2.39 |
| Antimony, Total | 7440-36-0 | | | 0.89 | J | 4.22 | 0.32 | ND | | 4.38 | 0.33 | ND | | 4.16 | 0.316 | ND | | 3.96 | 0.301 | ND | | 4.43 | 0.337 |
| Arsenic, Total | 7440-38-2 | 13 | 16 | 15.40 | | 0.85 | 0.18 | 1.12 | | 0.88 | 0.18 | 2.01 | | 0.831 | 0.173 | 2.32 | | 0.792 | 0.165 | 11 | | 0.887 | 0.184 |
| Barium, Total | 7440-39-3 | 350 | 400 | 162.00 | | 0.85 | 0.15 | 105.00 | | 0.88 | 0.15 | 50.5 | | 0.831 | 0.145 | 64.9 | | 0.792 | 0.138 | 98.2 | | 0.887 | 0.154 |
| Beryllium, Total | 7440-41-7 | 7.2 | 72 | 0.28 | J | 0.42 | 0.03 | 0.18 | J | 0.44 | 0.03 | 0.299 | J | 0.416 | 0.027 | 0.214 | J | 0.396 | 0.026 | 0.443 | | 0.443 | 0.029 |
| Cadmium, Total | 7440-43-9 | 2.5 | 4.3 | 0.90 | | 0.85 | 0.08 | 0.44 | J | 0.88 | 0.09 | 0.416 | J | 0.831 | 0.081 | 0.42 | J | 0.792 | 0.078 | 0.727 | J | 0.887 | 0.087 |
| Calcium, Total | 7440-70-2 | | | 5440.00 | | 8.45 | 2.96 | 1290.00 | | 8.76 | 3.07 | 3980 | | 8.31 | 2.91 | 11700 | | 7.92 | 2.77 | 6220 | | 8.87 | 3.1 |
| Chromium, Total | 7440-47-3 | | | 9.97 | | 0.85 | 0.08 | 14.50 | | 0.88 | 0.08 | 13.1 | | 0.831 | 0.08 | 16.9 | | 0.792 | 0.076 | 16.7 | | 0.887 | 0.085 |
| Cobalt, Total | 7440-48-4 | | | 4.76 | | 1.69 | 0.14 | 6.42 | | 1.75 | 0.15 | 6.97 | | 1.66 | 0.138 | 8.37 | | 1.58 | 0.132 | 7.02 | | 1.77 | 0.147 |
| Copper, Total | 7440-50-8 | 50 | 270 | 74.40 | | 0.85 | 0.22 | 10.90 | | 0.88 | 0.23 | 20 | | 0.831 | 0.214 | 25.7 | | 0.792 | 0.204 | 30.3 | | 0.887 | 0.229 |
| Iron, Total | 7439-89-6 | | | 16300.00 | | 4.22 | 0.76 | 13700.00 | | 4.38 | 0.79 | 11700 | | 4.16 | 0.75 | 12000 | | 3.96 | 0.715 | 16000 | | 4.43 | 0.801 |
| Lead, Total | 7439-92-1 | 63 | 400 | 359.00 | | 4.22 | 0.23 | 3.81 | J | 4.38 | 0.24 | 66.4 | | 4.16 | 0.223 | 35.3 | | 3.96 | 0.212 | 168 | | 4.43 | 0.238 |
| Magnesium, Total | 7439-95-4 | | | 1840.00 | | 8.45 | 1.30 | 2920.00 | | 8.76 | 1.35 | 2680.00 | | 8.31 | 1.28 | 3560.00 | | 7.92 | 1.22 | 3160.00 | | 8.87 | 1.36 |
| Manganese, Total | 7439-96-5 | 1600 | 2000 | 249.00 | | 0.85 | 0.13 | 310.00 | | 0.88 | 0.14 | 238 | | 0.831 | 0.132 | 253 | | 0.792 | 0.126 | 299 | | 0.887 | 0.141 |
| Mercury, Total | 7439-97-6 | 0.18 | 0.81 | 1.07 | | 0.07 | 0.05 | ND | | 0.09 | 0.06 | ND | | 0.08 | 0.05 | ND | | 0.07 | 0.05 | 0.82 | | 0.08 | 0.05 |
| Nickel, Total | 7440-02-0 | 30 | 310 | 10.40 | | 2.11 | 0.20 | 11.30 | | 2.19 | 0.21 | 13.3 | | 2.08 | 0.201 | 17.1 | | 1.98 | 0.192 | 13.5 | | 2.22 | 0.215 |
| Potassium, Total | 7440-09-7 | | | 656.00 | | 211.00 | 12.20 | 3520.00 | | 219.00 | 12.60 | 1730 | | 208 | 12 | 2490 | | 198 | 11.4 | 1100 | | 222 | 12.8 |
| Selenium, Total | 7782-49-2 | 3.9 | 180 | 0.90 | J | 1.69 | 0.22 | ND | | 1.75 | 0.23 | 0.299 | J | 1.66 | 0.214 | ND | | 1.58 | 0.204 | 0.426 | J | 1.77 | 0.229 |
| Silver, Total | 7440-22-4 | 2 | 180 | ND | | 0.85 | 0.24 | ND | | 0.88 | 0.25 | ND | | 0.831 | 0.235 | ND | | 0.792 | 0.224 | ND | | 0.887 | 0.251 |
| Sodium, Total | 7440-23-5 | | | 248.00 | | 169.00 | 2.66 | 131.00 | J | 175.00 | 2.76 | 120 | J | 166 | 2.62 | 315 | | 158 | 2.5 | 127 | J | 177 | 2.79 |
| Thallium, Total | 7440-28-0 | | | ND | | 1.69 | 0.27 | ND | | 1.75 | 0.28 | ND | | 1.66 | 0.262 | ND | | 1.58 | 0.25 | ND | | 1.77 | 0.279 |
| Vanadium, Total | 7440-62-2 | | | 18.80 | | 0.85 | 0.17 | 20.80 | | 0.88 | 0.18 | 16.8 | | 0.831 | 0.169 | 19.3 | | 0.792 | 0.161 | 25.1 | | 0.887 | 0.18 |
| Zinc, Total | 7440-66-6 | 109 | 10000 | 182.00 | | 4.22 | 0.25 | 26.10 | | 4.38 | 0.26 | 37.4 | | 4.16 | 0.244 | 29.2 | | 3.96 | 0.232 | 91.2 | | 4.43 | 0.26 |
| **GENERAL CHEMISTRY** | | | | | | | | | | | | | | | | | | | | | | | |
| Solids, Total | NONE | | | 94.20 | | 0.10 | NA | 89.90 | | 0.10 | NA | 95.80 | | 0.10 | NA | 96.50 | | 0.10 | NA | 87.00 | | 0.10 | NA |
| Cyanide, Total | 57-12-5 | 27 | 27 | 0.28 | J | 1.00 | 0.22 | ND | | 1.00 | 0.22 | ND | | 1.00 | 0.21 | ND | | 0.94 | 0.20 | ND | | 1.10 | 0.23 |

**Table 3.1 - Soil Sample Analytical Results**
**128-158 North Main Street**
**Portchester, New York**
**SESI Project # 12814**

| | | | BORING ID: | SB-11 | | | | SB-12 | | | | SB-13 | | | | SB-14 | | | | SB-15 | | | |
|---|---|---|---|---|---|---|---|---|---|---|---|---|---|---|---|---|---|---|---|---|---|---|---|
| | | | SAMPLE ID: | SB-11-1.5 | | | | SB-12-7.5 | | | | SB-13-2.0 | | | | SB-14-3.0 | | | | SB-15-0.5 | | | |
| | | | LAB ID: | L2232278-09 | | | | L2232278-10 | | | | L2232278-11 | | | | L2232278-12 | | | | L2232278-13 | | | |
| | | | COLLECTION DATE: | 6/16/2022 | | | | 6/16/2022 | | | | 6/16/2022 | | | | 6/16/2022 | | | | 6/16/2022 | | | |
| | | | SAMPLE DEPTH (FT BGS): | 1-1.5 | | | | 7-7.5 | | | | 1.5-2 | | | | 2.5-3 | | | | 0-0.5 | | | |
| | | | SAMPLE MATRIX: | SOIL | | | | SOIL | | | | SOIL | | | | SOIL | | | | SOIL | | | |
| ANALYTE | CAS | NYSDEC USCOs | NYSDEC RRSCOs | Conc | Q | RL | MDL | Conc | Q | RL | MDL | Conc | Q | RL | MDL | Conc | Q | RL | MDL | Conc | Q | RL | MDL |
| **VOLATILE ORGANICS BY EPA 5035 (mg/kg)** | | | | | | | | | | | | | | | | | | | | | | | |
| Methylene chloride | 75-09-2 | 0.05 | 100 | ND | | 0.01 | 0.00 | ND | | 0.01 | 0.00 | ND | | 0.01 | 0.00 | ND | | 0.01 | 0.00 | 0.00 | J | 0.01 | 0.00 |
| 1,1-Dichloroethane | 75-34-3 | 0.27 | 26 | ND | | 0.00 | 0.00 | ND | | 0.00 | 0.00 | ND | | 0.00 | 0.00 | ND | | 0.00 | 0.00 | ND | | 0.00 | 0.00 |
| Chloroform | 67-66-3 | 0.37 | 49 | ND | | 0.00 | 0.00 | ND | | 0.00 | 0.00 | ND | | 0.00 | 0.00 | ND | | 0.00 | 0.00 | ND | | 0.00 | 0.00 |
| Carbon tetrachloride | 56-23-5 | 0.76 | 2.4 | ND | | 0.00 | 0.00 | ND | | 0.00 | 0.00 | ND | | 0.00 | 0.00 | ND | | 0.00 | 0.00 | ND | | 0.00 | 0.00 |
| 1,2-Dichloropropane | 78-87-5 | | | ND | | 0.00 | 0.00 | ND | | 0.00 | 0.00 | ND | | 0.00 | 0.00 | ND | | 0.00 | 0.00 | ND | | 0.00 | 0.00 |
| Dibromochloromethane | 124-48-1 | | | ND | | 0.00 | 0.00 | ND | | 0.00 | 0.00 | ND | | 0.00 | 0.00 | ND | | 0.00 | 0.00 | ND | | 0.00 | 0.00 |
| 1,1,2-Trichloroethane | 79-00-5 | | | ND | | 0.00 | 0.00 | ND | | 0.00 | 0.00 | ND | | 0.00 | 0.00 | ND | | 0.00 | 0.00 | ND | | 0.00 | 0.00 |
| Tetrachloroethene | 127-18-4 | 1.3 | 19 | ND | | 0.00 | 0.00 | ND | | 0.00 | 0.00 | ND | | 0.00 | 0.00 | ND | | 0.00 | 0.00 | ND | | 0.00 | 0.00 |
| Chlorobenzene | 108-90-7 | 1.1 | 100 | ND | | 0.00 | 0.00 | ND | | 0.00 | 0.00 | ND | | 0.00 | 0.00 | ND | | 0.00 | 0.00 | ND | | 0.00 | 0.00 |
| Trichlorofluoromethane | 75-69-4 | | | ND | | 0.00 | 0.00 | ND | | 0.00 | 0.00 | ND | | 0.00 | 0.00 | ND | | 0.00 | 0.00 | ND | | 0.01 | 0.00 |
| 1,2-Dichloroethane | 107-06-2 | 0.02 | 3.1 | ND | | 0.00 | 0.00 | ND | | 0.00 | 0.00 | ND | | 0.00 | 0.00 | ND | | 0.00 | 0.00 | ND | | 0.00 | 0.00 |
| 1,1,1-Trichloroethane | 71-55-6 | 0.68 | 100 | ND | | 0.00 | 0.00 | ND | | 0.00 | 0.00 | ND | | 0.00 | 0.00 | ND | | 0.00 | 0.00 | ND | | 0.00 | 0.00 |
| Bromodichloromethane | 75-27-4 | | | ND | | 0.00 | 0.00 | ND | | 0.00 | 0.00 | ND | | 0.00 | 0.00 | ND | | 0.00 | 0.00 | ND | | 0.00 | 0.00 |
| trans-1,3-Dichloropropene | 10061-02-6 | | | ND | | 0.00 | 0.00 | ND | | 0.00 | 0.00 | ND | | 0.00 | 0.00 | ND | | 0.00 | 0.00 | ND | | 0.00 | 0.00 |
| cis-1,3-Dichloropropene | 10061-01-5 | | | ND | | 0.00 | 0.00 | ND | | 0.00 | 0.00 | ND | | 0.00 | 0.00 | ND | | 0.00 | 0.00 | ND | | 0.00 | 0.00 |
| 1,3-Dichloropropene, Total | 542-75-6 | | | ND | | 0.00 | 0.00 | ND | | 0.00 | 0.00 | ND | | 0.00 | 0.00 | ND | | 0.00 | 0.00 | ND | | 0.00 | 0.00 |
| 1,1-Dichloropropene | 563-58-6 | | | ND | | 0.00 | 0.00 | ND | | 0.00 | 0.00 | ND | | 0.00 | 0.00 | ND | | 0.00 | 0.00 | ND | | 0.00 | 0.00 |
| Bromoform | 75-25-2 | | | ND | | 0.00 | 0.00 | ND | | 0.00 | 0.00 | ND | | 0.00 | 0.00 | ND | | 0.00 | 0.00 | ND | | 0.01 | 0.00 |
| 1,1,2,2-Tetrachloroethane | 79-34-5 | | | ND | | 0.00 | 0.00 | ND | | 0.00 | 0.00 | ND | | 0.00 | 0.00 | ND | | 0.00 | 0.00 | ND | | 0.00 | 0.00 |
| Benzene | 71-43-2 | 0.06 | 4.8 | ND | | 0.00 | 0.00 | ND | | 0.00 | 0.00 | ND | | 0.00 | 0.00 | ND | | 0.00 | 0.00 | ND | | 0.00 | 0.00 |
| Toluene | 108-88-3 | 0.7 | 100 | ND | | 0.00 | 0.00 | ND | | 0.00 | 0.00 | ND | | 0.00 | 0.00 | ND | | 0.00 | 0.00 | ND | | 0.00 | 0.00 |
| Ethylbenzene | 100-41-4 | 1 | 41 | ND | | 0.00 | 0.00 | ND | | 0.00 | 0.00 | ND | | 0.00 | 0.00 | ND | | 0.00 | 0.00 | ND | | 0.00 | 0.00 |
| Chloromethane | 74-87-3 | | | ND | | 0.00 | 0.00 | ND | | 0.00 | 0.00 | ND | | 0.00 | 0.00 | ND | | 0.00 | 0.00 | ND | | 0.01 | 0.00 |
| Bromomethane | 74-83-9 | | | ND | | 0.00 | 0.00 | ND | | 0.00 | 0.00 | ND | | 0.00 | 0.00 | ND | | 0.00 | 0.00 | ND | | 0.00 | 0.00 |
| Vinyl chloride | 75-01-4 | 0.02 | 0.9 | ND | | 0.00 | 0.00 | ND | | 0.00 | 0.00 | ND | | 0.00 | 0.00 | ND | | 0.00 | 0.00 | ND | | 0.00 | 0.00 |
| Chloroethane | 75-00-3 | | | ND | | 0.00 | 0.00 | ND | | 0.00 | 0.00 | ND | | 0.00 | 0.00 | ND | | 0.00 | 0.00 | ND | | 0.00 | 0.00 |
| 1,1-Dichloroethene | 75-35-4 | 0.33 | 100 | ND | | 0.00 | 0.00 | ND | | 0.00 | 0.00 | ND | | 0.00 | 0.00 | ND | | 0.00 | 0.00 | ND | | 0.00 | 0.00 |
| trans-1,2-Dichloroethene | 156-60-5 | 0.19 | 100 | ND | | 0.00 | 0.00 | ND | | 0.00 | 0.00 | ND | | 0.00 | 0.00 | ND | | 0.00 | 0.00 | ND | | 0.00 | 0.00 |
| Trichloroethene | 79-01-6 | 0.47 | 21 | ND | | 0.00 | 0.00 | ND | | 0.00 | 0.00 | ND | | 0.00 | 0.00 | ND | | 0.00 | 0.00 | ND | | 0.00 | 0.00 |
| 1,2-Dichlorobenzene | 95-50-1 | 1.1 | 100 | ND | | 0.00 | 0.00 | ND | | 0.00 | 0.00 | ND | | 0.00 | 0.00 | ND | | 0.00 | 0.00 | ND | | 0.00 | 0.00 |
| 1,3-Dichlorobenzene | 541-73-1 | 2.4 | 49 | ND | | 0.00 | 0.00 | ND | | 0.00 | 0.00 | ND | | 0.00 | 0.00 | ND | | 0.00 | 0.00 | ND | | 0.00 | 0.00 |
| 1,4-Dichlorobenzene | 106-46-7 | 1.8 | 13 | ND | | 0.00 | 0.00 | ND | | 0.00 | 0.00 | ND | | 0.00 | 0.00 | ND | | 0.00 | 0.00 | ND | | 0.00 | 0.00 |
| Methyl tert butyl ether | 1634-04-4 | 0.93 | 100 | ND | | 0.00 | 0.00 | ND | | 0.00 | 0.00 | ND | | 0.00 | 0.00 | ND | | 0.00 | 0.00 | ND | | 0.00 | 0.00 |
| p/m-Xylene | 179601-23-1 | | | ND | | 0.00 | 0.00 | ND | | 0.00 | 0.00 | ND | | 0.00 | 0.00 | ND | | 0.00 | 0.00 | ND | | 0.00 | 0.00 |
| o-Xylene | 95-47-6 | | | ND | | 0.00 | 0.00 | ND | | 0.00 | 0.00 | ND | | 0.00 | 0.00 | ND | | 0.00 | 0.00 | ND | | 0.00 | 0.00 |
| Xylenes, Total | 1330-20-7 | 0.26 | 100 | ND | | 0.00 | 0.00 | ND | | 0.00 | 0.00 | ND | | 0.00 | 0.00 | ND | | 0.00 | 0.00 | ND | | 0.00 | 0.00 |
| cis-1,2-Dichloroethene | 156-59-2 | 0.25 | 100 | ND | | 0.00 | 0.00 | ND | | 0.00 | 0.00 | ND | | 0.00 | 0.00 | ND | | 0.00 | 0.00 | ND | | 0.00 | 0.00 |
| 1,2-Dichloroethene, Total | 540-59-0 | | | ND | | 0.00 | 0.00 | ND | | 0.00 | 0.00 | ND | | 0.00 | 0.00 | ND | | 0.00 | 0.00 | ND | | 0.00 | 0.00 |
| Dibromomethane | 74-95-3 | | | ND | | 0.00 | 0.00 | ND | | 0.00 | 0.00 | ND | | 0.00 | 0.00 | ND | | 0.00 | 0.00 | ND | | 0.00 | 0.00 |
| Styrene | 100-42-5 | | | ND | | 0.00 | 0.00 | ND | | 0.00 | 0.00 | ND | | 0.00 | 0.00 | ND | | 0.00 | 0.00 | 0.00 | J | 0.00 | 0.00 |
| Dichlorodifluoromethane | 75-71-8 | | | ND | | 0.01 | 0.00 | ND | | 0.01 | 0.00 | ND | | 0.01 | 0.00 | ND | | 0.01 | 0.00 | ND | | 0.01 | 0.00 |
| Acetone | 67-64-1 | 0.05 | 100 | ND | | 0.01 | 0.01 | ND | | 0.01 | 0.01 | ND | | 0.01 | 0.00 | ND | | 0.01 | 0.01 | ND | | 0.01 | 0.01 |
| Carbon disulfide | 75-15-0 | | | ND | | 0.01 | 0.00 | ND | | 0.01 | 0.01 | ND | | 0.01 | 0.00 | ND | | 0.01 | 0.00 | ND | | 0.01 | 0.01 |
| 2-Butanone | 78-93-3 | 0.12 | 100 | ND | | 0.01 | 0.00 | ND | | 0.01 | 0.00 | ND | | 0.01 | 0.00 | ND | | 0.01 | 0.00 | ND | | 0.01 | 0.00 |
| Vinyl acetate | 108-05-4 | | | ND | | 0.01 | 0.00 | ND | | 0.01 | 0.00 | ND | | 0.01 | 0.00 | ND | | 0.01 | 0.00 | ND | | 0.01 | 0.00 |
| 4-Methyl-2-pentanone | 108-10-1 | | | ND | | 0.01 | 0.00 | ND | | 0.01 | 0.00 | ND | | 0.01 | 0.00 | ND | | 0.01 | 0.00 | ND | | 0.01 | 0.00 |
| 1,2,3-Trichloropropane | 96-18-4 | | | ND | | 0.00 | 0.00 | ND | | 0.00 | 0.00 | ND | | 0.00 | 0.00 | ND | | 0.00 | 0.00 | ND | | 0.00 | 0.00 |
| 2-Hexanone | 591-78-6 | | | ND | | 0.01 | 0.00 | ND | | 0.01 | 0.00 | ND | | 0.01 | 0.00 | ND | | 0.01 | 0.00 | ND | | 0.01 | 0.00 |
| Bromochloromethane | 74-97-5 | | | ND | | 0.00 | 0.00 | ND | | 0.00 | 0.00 | ND | | 0.00 | 0.00 | ND | | 0.00 | 0.00 | ND | | 0.00 | 0.00 |
| 2,2-Dichloropropane | 594-20-7 | | | ND | | 0.00 | 0.00 | ND | | 0.00 | 0.00 | ND | | 0.00 | 0.00 | ND | | 0.00 | 0.00 | ND | | 0.00 | 0.00 |
| 1,2-Dibromoethane | 106-93-4 | | | ND | | 0.00 | 0.00 | ND | | 0.00 | 0.00 | ND | | 0.00 | 0.00 | ND | | 0.00 | 0.00 | ND | | 0.00 | 0.00 |
| 1,3-Dichloropropane | 142-28-9 | | | ND | | 0.00 | 0.00 | ND | | 0.00 | 0.00 | ND | | 0.00 | 0.00 | ND | | 0.00 | 0.00 | ND | | 0.00 | 0.00 |
| 1,1,1,2-Tetrachloroethane | 630-20-6 | | | ND | | 0.00 | 0.00 | ND | | 0.00 | 0.00 | ND | | 0.00 | 0.00 | ND | | 0.00 | 0.00 | ND | | 0.00 | 0.00 |
| Bromobenzene | 108-86-1 | | | ND | | 0.00 | 0.00 | ND | | 0.00 | 0.00 | ND | | 0.00 | 0.00 | ND | | 0.00 | 0.00 | ND | | 0.00 | 0.00 |
| n-Butylbenzene | 104-51-8 | 12 | 100 | ND | | 0.00 | 0.00 | ND | | 0.00 | 0.00 | ND | | 0.00 | 0.00 | ND | | 0.00 | 0.00 | ND | | 0.00 | 0.00 |
| sec-Butylbenzene | 135-98-8 | 11 | 100 | ND | | 0.00 | 0.00 | ND | | 0.00 | 0.00 | ND | | 0.00 | 0.00 | ND | | 0.00 | 0.00 | ND | | 0.00 | 0.00 |
| tert-Butylbenzene | 98-06-6 | 5.9 | 100 | ND | | 0.00 | 0.00 | ND | | 0.00 | 0.00 | ND | | 0.00 | 0.00 | ND | | 0.00 | 0.00 | ND | | 0.00 | 0.00 |
| **VOLATILE ORGANICS BY EPA 5035 (mg/kg)** | | | | | | | | | | | | | | | | | | | | | | | |
| o-Chlorotoluene | 95-49-8 | | | ND | | 0.00 | 0.00 | ND | | 0.00 | 0.00 | ND | | 0.00 | 0.00 | ND | | 0.00 | 0.00 | ND | | 0.00 | 0.00 |
| p-Chlorotoluene | 106-43-4 | | | ND | | 0.00 | 0.00 | ND | | 0.00 | 0.00 | ND | | 0.00 | 0.00 | ND | | 0.00 | 0.00 | ND | | 0.00 | 0.00 |
| 1,2-Dibromo-3-chloropropane | 96-12-8 | | | ND | | 0.00 | 0.00 | ND | | 0.00 | 0.00 | ND | | 0.00 | 0.00 | ND | | 0.00 | 0.00 | ND | | 0.00 | 0.00 |
| Hexachlorobutadiene | 87-68-3 | | | ND | | 0.00 | 0.00 | ND | | 0.00 | 0.00 | ND | | 0.00 | 0.00 | ND | | 0.00 | 0.00 | ND | | 0.01 | 0.00 |
| Isopropylbenzene | 98-82-8 | | | ND | | 0.00 | 0.00 | ND | | 0.00 | 0.00 | ND | | 0.00 | 0.00 | ND | | 0.00 | 0.00 | ND | | 0.00 | 0.00 |
| p-Isopropyltoluene | 99-87-6 | | | ND | | 0.00 | 0.00 | ND | | 0.00 | 0.00 | ND | | 0.00 | 0.00 | ND | | 0.00 | 0.00 | ND | | 0.00 | 0.00 |
| Naphthalene | 91-20-3 | 12 | 100 | ND | | 0.00 | 0.00 | ND | | 0.00 | 0.00 | ND | | 0.00 | 0.00 | ND | | 0.00 | 0.00 | ND | | 0.01 | 0.00 |
| Acrylonitrile | 107-13-1 | | | ND | | 0.00 | 0.00 | ND | | 0.00 | 0.00 | ND | | 0.00 | 0.00 | ND | | 0.00 | 0.00 | ND | | 0.01 | 0.00 |

**Table 3.1 - Soil Sample Analytical Results**
**128-158 North Main Street**
**Portchester, New York**
**SESI Project # 12814**

| | | | BORING ID: | SB-11 | | | | SB-12 | | | | SB-13 | | | | SB-14 | | | | SB-15 | | | |
|---|---|---|---|---|---|---|---|---|---|---|---|---|---|---|---|---|---|---|---|---|---|---|---|
| | | | SAMPLE ID: | SB-11-1.5 | | | | SB-12-7.5 | | | | SB-13-2.0 | | | | SB-14-3.0 | | | | SB-15-0.5 | | | |
| | | | LAB ID: | L2232278-09 | | | | L2232278-10 | | | | L2232278-11 | | | | L2232278-12 | | | | L2232278-13 | | | |
| | | | COLLECTION DATE: | 6/16/2022 | | | | 6/16/2022 | | | | 6/16/2022 | | | | 6/16/2022 | | | | 6/16/2022 | | | |
| | | | SAMPLE DEPTH (FT BGS): | 1-1.5 | | | | 7-7.5 | | | | 1.5-2 | | | | 2.5-3 | | | | 0-0.5 | | | |
| | | | SAMPLE MATRIX: | SOIL | | | | SOIL | | | | SOIL | | | | SOIL | | | | SOIL | | | |
| **ANALYTE** | **CAS** | **NYSDEC USCOs** | **NYSDEC RRSCOs** | **Conc** | **Q** | **RL** | **MDL** | **Conc** | **Q** | **RL** | **MDL** | **Conc** | **Q** | **RL** | **MDL** | **Conc** | **Q** | **RL** | **MDL** | **Conc** | **Q** | **RL** | **MDL** |
| n-Propylbenzene | 103-65-1 | 3.9 | 100 | ND | | 0.00 | 0.00 | ND | | 0.00 | 0.00 | ND | | 0.00 | 0.00 | ND | | 0.00 | 0.00 | ND | | 0.00 | 0.00 |
| 1,2,3-Trichlorobenzene | 87-61-6 | | | ND | | 0.00 | 0.00 | ND | | 0.00 | 0.00 | ND | | 0.00 | 0.00 | ND | | 0.00 | 0.00 | ND | | 0.00 | 0.00 |
| 1,2,4-Trichlorobenzene | 120-82-1 | | | ND | | 0.00 | 0.00 | ND | | 0.00 | 0.00 | ND | | 0.00 | 0.00 | ND | | 0.00 | 0.00 | ND | | 0.00 | 0.00 |
| 1,3,5-Trimethylbenzene | 108-67-8 | 8.4 | 52 | ND | | 0.00 | 0.00 | ND | | 0.00 | 0.00 | ND | | 0.00 | 0.00 | ND | | 0.00 | 0.00 | ND | | 0.00 | 0.00 |
| 1,2,4-Trimethylbenzene | 95-63-6 | 3.6 | 52 | ND | | 0.00 | 0.00 | ND | | 0.00 | 0.00 | ND | | 0.00 | 0.00 | ND | | 0.00 | 0.00 | ND | | 0.00 | 0.00 |
| 1,4-Dioxane | 123-91-1 | 0.1 | 13 | ND | | 0.08 | 0.04 | ND | | 0.10 | 0.04 | ND | | 0.08 | 0.04 | ND | | 0.09 | 0.04 | ND | | 0.11 | 0.05 |
| p-Diethylbenzene | 105-05-5 | | | ND | | 0.00 | 0.00 | ND | | 0.00 | 0.00 | ND | | 0.00 | 0.00 | ND | | 0.00 | 0.00 | ND | | 0.00 | 0.00 |
| p-Ethyltoluene | 622-96-8 | | | ND | | 0.00 | 0.00 | ND | | 0.00 | 0.00 | ND | | 0.00 | 0.00 | ND | | 0.00 | 0.00 | ND | | 0.00 | 0.00 |
| 1,2,4,5-Tetramethylbenzene | 95-93-2 | | | ND | | 0.00 | 0.00 | ND | | 0.00 | 0.00 | ND | | 0.00 | 0.00 | ND | | 0.00 | 0.00 | ND | | 0.00 | 0.00 |
| Ethyl ether | 60-29-7 | | | ND | | 0.00 | 0.00 | ND | | 0.00 | 0.00 | ND | | 0.00 | 0.00 | ND | | 0.00 | 0.00 | ND | | 0.00 | 0.00 |
| trans-1,4-Dichloro-2-butene | 110-57-6 | | | ND | | 0.01 | 0.00 | ND | | 0.01 | 0.00 | ND | | 0.01 | 0.00 | ND | | 0.01 | 0.00 | ND | | 0.01 | 0.00 |
| Total VOCs | | | | - | - | - | - | - | - | - | - | - | - | - | - | - | - | - | - | 0.00 | - | - | - |
| **VOLATILE ORGANICS BY EPA 5035-TIC (mg/kg)** | | | | | | | | | | | | | | | | | | | | | | | |
| Unknown Benzene | | | | - | - | - | - | - | - | - | - | - | - | - | - | - | - | - | - | - | - | - | - |
| Unknown Aromatic | | | | - | - | - | - | - | - | - | - | - | - | - | - | - | - | - | - | - | - | - | - |
| Unknown Benzene | | | | - | - | - | - | - | - | - | - | - | - | - | - | - | - | - | - | - | - | - | - |
| Unknown Aromatic | | | | - | - | - | - | - | - | - | - | - | - | - | - | - | - | - | - | - | - | - | - |
| Unknown | | | | - | | - | - | - | | - | - | - | | - | - | 0.00 | J | 0.00 | 0.00 | - | - | - | - |
| Unknown Alkane | | | | - | - | - | - | - | - | - | - | - | - | - | - | - | - | - | - | - | - | - | - |
| Octane | 000111-65-9 | | | - | - | - | - | - | - | - | - | - | - | - | - | - | - | - | - | - | - | - | - |
| Decane, 3,7-dimethyl- | 017312-54-8 | | | - | - | - | - | - | - | - | - | - | - | - | - | - | - | - | - | - | - | - | - |
| Undecane, 3-methyl- | 001002-43-3 | | | - | - | - | - | - | - | - | - | - | - | - | - | - | - | - | - | - | - | - | - |
| Unknown Aromatic | | | | - | - | - | - | - | - | - | - | - | - | - | - | - | - | - | - | - | - | - | - |
| Unknown Alkane | | | | - | - | - | - | - | - | - | - | - | - | - | - | - | - | - | - | - | - | - | - |
| Unknown | | | | - | - | - | - | - | - | - | - | - | - | - | - | - | - | - | - | - | - | - | - |
| No Tentatively Identified Compounds | | | | ND | | 0.00 | 0.00 | - | | - | - | - | | - | - | - | | - | - | ND | | 0.00 | 0.00 |
| Unknown Benzene | | | | - | - | - | - | - | - | - | - | - | - | - | - | - | - | - | - | - | - | - | - |
| Unknown | | | | - | - | - | - | - | - | - | - | - | - | - | - | - | - | - | - | - | - | - | - |
| Unknown Alkane | | | | - | - | - | - | - | - | - | - | - | - | - | - | - | - | - | - | - | - | - | - |
| Unknown | | | | - | | - | - | 0.00 | J | 0.00 | 0.00 | - | - | - | - | - | - | - | - | - | - | - | - |
| Unknown Benzene | | | | - | - | - | - | - | - | - | - | - | - | - | - | - | - | - | - | - | - | - | - |
| Unknown Aromatic | | | | - | - | - | - | - | - | - | - | - | - | - | - | - | - | - | - | - | - | - | - |
| Unknown | | | | - | | - | - | 0.00 | J | 0.00 | 0.00 | - | - | - | - | - | - | - | - | - | - | - | - |
| Unknown Aromatic | | | | - | - | - | - | - | - | - | - | - | - | - | - | - | - | - | - | - | - | - | - |
| Unknown Naphthalene | | | | - | - | - | - | - | - | - | - | - | - | - | - | - | - | - | - | - | - | - | - |
| Cyclotrisiloxane, Hexamethyl- | 000541-05-9 | | | - | | - | - | - | | - | - | 0.00 | NJ | 0.00 | 0.00 | - | - | - | - | - | - | - | - |
| Unknown Aromatic | | | | - | - | - | - | - | - | - | - | - | - | - | - | - | - | - | - | - | - | - | - |
| Unknown Alkane | | | | - | - | - | - | - | - | - | - | - | - | - | - | - | - | - | - | - | - | - | - |
| Unknown Alkane | | | | - | - | - | - | - | - | - | - | - | - | - | - | - | - | - | - | - | - | - | - |
| Unknown Alkane | | | | - | - | - | - | - | - | - | - | - | - | - | - | - | - | - | - | - | - | - | - |
| Benzene, 1-propenyl- | 000637-50-3 | | | - | - | - | - | - | - | - | - | - | - | - | - | - | - | - | - | - | - | - | - |
| Unknown Aromatic | | | | - | - | - | - | - | - | - | - | - | - | - | - | - | - | - | - | - | - | - | - |
| Octane, 2,6-dimethyl- | 002051-30-1 | | | - | - | - | - | - | - | - | - | - | - | - | - | - | - | - | - | - | - | - | - |
| Total TIC Compounds | | | | - | | - | - | 0.01 | J | 0.00 | 0.00 | 0.00 | J | 0.00 | 0.00 | 0.00 | J | 0.00 | 0.00 | - | - | - | - |
| **PERFLUORINATED ALKYL ACIDS BY ISOTOPE DILUTION (ng/g)** | | | | | | | | | | | | | | | | | | | | | | | |
| Perfluorobutanoic Acid (PFBA) | 375-22-4 | | | - | - | - | - | - | - | - | - | - | - | - | - | - | - | - | - | - | - | - | - |
| Perfluoropentanoic Acid (PFPeA) | 2706-90-3 | | | - | - | - | - | - | - | - | - | - | - | - | - | - | - | - | - | - | - | - | - |
| Perfluorobutanesulfonic Acid (PFBS) | 375-73-5 | | | - | - | - | - | - | - | - | - | - | - | - | - | - | - | - | - | - | - | - | - |
| Perfluorohexanoic Acid (PFHxA) | 307-24-4 | | | - | - | - | - | - | - | - | - | - | - | - | - | - | - | - | - | - | - | - | - |
| Perfluoroheptanoic Acid (PFHpA) | 375-85-9 | | | - | - | - | - | - | - | - | - | - | - | - | - | - | - | - | - | - | - | - | - |
| Perfluorohexanesulfonic Acid (PFHxS) | 355-46-4 | | | - | - | - | - | - | - | - | - | - | - | - | - | - | - | - | - | - | - | - | - |
| Perfluorooctanoic Acid (PFOA) | 335-67-1 | 0.00066 | 0.033 | - | - | - | - | - | - | - | - | - | - | - | - | - | - | - | - | - | - | - | - |
| 1H,1H,2H,2H-Perfluorooctanesulfonic Acid (6:2FTS) | 27619-97-2 | | | - | - | - | - | - | - | - | - | - | - | - | - | - | - | - | - | - | - | - | - |
| Perfluoroheptanesulfonic Acid (PFHpS) | 375-92-8 | | | - | - | - | - | - | - | - | - | - | - | - | - | - | - | - | - | - | - | - | - |
| Perfluorononanoic Acid (PFNA) | 375-95-1 | | | - | - | - | - | - | - | - | - | - | - | - | - | - | - | - | - | - | - | - | - |
| Perfluorooctanesulfonic Acid (PFOS) | 1763-23-1 | 0.00088 | 0.044 | - | - | - | - | - | - | - | - | - | - | - | - | - | - | - | - | - | - | - | - |
| Perfluorodecanoic Acid (PFDA) | 335-76-2 | | | - | - | - | - | - | - | - | - | - | - | - | - | - | - | - | - | - | - | - | - |
| 1H,1H,2H,2H-Perfluorodecanesulfonic Acid (8:2FTS) | 39108-34-4 | | | - | - | - | - | - | - | - | - | - | - | - | - | - | - | - | - | - | - | - | - |
| N-Methyl Perfluorooctanesulfonamidoacetic Acid (NMeFOSAA) | 2355-31-9 | | | - | - | - | - | - | - | - | - | - | - | - | - | - | - | - | - | - | - | - | - |
| Perfluoroundecanoic Acid (PFUnA) | 2058-94-8 | | | - | - | - | - | - | - | - | - | - | - | - | - | - | - | - | - | - | - | - | - |
| Perfluorodecanesulfonic Acid (PFDS) | 335-77-3 | | | - | - | - | - | - | - | - | - | - | - | - | - | - | - | - | - | - | - | - | - |
| Perfluorooctanesulfonamide (FOSA) | 754-91-6 | | | - | - | - | - | - | - | - | - | - | - | - | - | - | - | - | - | - | - | - | - |
| N-Ethyl Perfluorooctanesulfonamidoacetic Acid (NEtFOSAA) | 2991-50-6 | | | - | - | - | - | - | - | - | - | - | - | - | - | - | - | - | - | - | - | - | - |
| Perfluorododecanoic Acid (PFDoA) | 307-55-1 | | | - | - | - | - | - | - | - | - | - | - | - | - | - | - | - | - | - | - | - | - |
| Perfluorotridecanoic Acid (PFTrDA) | 72629-94-8 | | | - | - | - | - | - | - | - | - | - | - | - | - | - | - | - | - | - | - | - | - |
| Perfluorotetradecanoic Acid (PFTA) | 376-06-7 | | | - | - | - | - | - | - | - | - | - | - | - | - | - | - | - | - | - | - | - | - |
| PFOA/PFOS, Total | | | | - | - | - | - | - | - | - | - | - | - | - | - | - | - | - | - | - | - | - | - |

**Table 3.1 - Soil Sample Analytical Results**
**128-158 North Main Street**
**Portchester, New York**
**SESI Project # 12814**

| | | | BORING ID: | SB-11 | | | | SB-12 | | | | SB-13 | | | | SB-14 | | | | SB-15 | | | |
|---|---|---|---|---|---|---|---|---|---|---|---|---|---|---|---|---|---|---|---|---|---|---|---|
| | | | SAMPLE ID: | SB-11-1.5 | | | | SB-12-7.5 | | | | SB-13-2.0 | | | | SB-14-3.0 | | | | SB-15-0.5 | | | |
| | | | LAB ID: | L2232278-09 | | | | L2232278-10 | | | | L2232278-11 | | | | L2232278-12 | | | | L2232278-13 | | | |
| | | | COLLECTION DATE: | 6/16/2022 | | | | 6/16/2022 | | | | 6/16/2022 | | | | 6/16/2022 | | | | 6/16/2022 | | | |
| | | | SAMPLE DEPTH (FT BGS): | 1-1.5 | | | | 7-7.5 | | | | 1.5-2 | | | | 2.5-3 | | | | 0-0.5 | | | |
| | | | SAMPLE MATRIX: | SOIL | | | | SOIL | | | | SOIL | | | | SOIL | | | | SOIL | | | |
| ANALYTE | CAS | NYSDEC USCOs | NYSDEC RRSCOs | Conc | Q | RL | MDL | Conc | Q | RL | MDL | Conc | Q | RL | MDL | Conc | Q | RL | MDL | Conc | Q | RL | MDL |
| **SEMIVOLATILE ORGANICS BY GC/MS (mg/kg)** | | | | | | | | | | | | | | | | | | | | | | | |
| Acenaphthene | 83-32-9 | 20 | 100 | ND | | 0.16 | 0.02 | 0.02 | J | 0.16 | 0.02 | ND | | 0.15 | 0.02 | ND | | 0.16 | 0.02 | ND | | 0.14 | 0.02 |
| 1,2,4-Trichlorobenzene | 120-82-1 | | | ND | | 0.20 | 0.02 | ND | | 0.20 | 0.02 | ND | | 0.19 | 0.02 | ND | | 0.20 | 0.02 | ND | | 0.17 | 0.02 |
| Hexachlorobenzene | 118-74-1 | 0.33 | 1.2 | ND | | 0.12 | 0.02 | ND | | 0.12 | 0.02 | ND | | 0.12 | 0.02 | ND | | 0.12 | 0.02 | ND | | 0.10 | 0.02 |
| Bis(2-chloroethyl)ether | 111-44-4 | | | ND | | 0.18 | 0.03 | ND | | 0.18 | 0.03 | ND | | 0.17 | 0.03 | ND | | 0.18 | 0.03 | ND | | 0.16 | 0.02 |
| 2-Chloronaphthalene | 91-58-7 | | | ND | | 0.20 | 0.02 | ND | | 0.20 | 0.02 | ND | | 0.19 | 0.02 | ND | | 0.20 | 0.02 | ND | | 0.17 | 0.02 |
| 1,2-Dichlorobenzene | 95-50-1 | 1.1 | 100 | ND | | 0.20 | 0.04 | ND | | 0.20 | 0.04 | ND | | 0.19 | 0.04 | ND | | 0.20 | 0.04 | ND | | 0.17 | 0.03 |
| 1,3-Dichlorobenzene | 541-73-1 | 2.4 | 49 | ND | | 0.20 | 0.04 | ND | | 0.20 | 0.04 | ND | | 0.19 | 0.03 | ND | | 0.20 | 0.03 | ND | | 0.17 | 0.03 |
| 1,4-Dichlorobenzene | 106-46-7 | 1.8 | 13 | ND | | 0.20 | 0.04 | ND | | 0.20 | 0.04 | ND | | 0.19 | 0.03 | ND | | 0.20 | 0.03 | ND | | 0.17 | 0.03 |
| 3,3'-Dichlorobenzidine | 91-94-1 | | | ND | | 0.20 | 0.05 | ND | | 0.20 | 0.05 | ND | | 0.19 | 0.05 | ND | | 0.20 | 0.05 | ND | | 0.17 | 0.05 |
| 2,4-Dinitrotoluene | 121-14-2 | | | ND | | 0.20 | 0.04 | ND | | 0.20 | 0.04 | ND | | 0.19 | 0.04 | ND | | 0.20 | 0.04 | ND | | 0.17 | 0.04 |
| 2,6-Dinitrotoluene | 606-20-2 | | | ND | | 0.20 | 0.04 | ND | | 0.20 | 0.03 | ND | | 0.19 | 0.03 | ND | | 0.20 | 0.03 | ND | | 0.17 | 0.03 |
| Fluoranthene | 206-44-0 | 100 | 100 | 0.22 | | 0.12 | 0.02 | 0.26 | | 0.12 | 0.02 | 0.32 | | 0.12 | 0.02 | 0.06 | J | 0.12 | 0.02 | 0.02 | J | 0.10 | 0.02 |
| 4-Chlorophenyl phenyl ether | 7005-72-3 | | | ND | | 0.20 | 0.02 | ND | | 0.20 | 0.02 | ND | | 0.19 | 0.02 | ND | | 0.20 | 0.02 | ND | | 0.17 | 0.02 |
| 4-Bromophenyl phenyl ether | 101-55-3 | | | ND | | 0.20 | 0.03 | ND | | 0.20 | 0.03 | ND | | 0.19 | 0.03 | ND | | 0.20 | 0.03 | ND | | 0.17 | 0.03 |
| Bis(2-chloroisopropyl)ether | 108-60-1 | | | ND | | 0.24 | 0.04 | ND | | 0.24 | 0.03 | ND | | 0.23 | 0.03 | ND | | 0.24 | 0.03 | ND | | 0.21 | 0.03 |
| Bis(2-chloroethoxy)methane | 111-91-1 | | | ND | | 0.22 | 0.02 | ND | | 0.22 | 0.02 | ND | | 0.21 | 0.02 | ND | | 0.21 | 0.02 | ND | | 0.19 | 0.02 |
| Hexachlorobutadiene | 87-68-3 | | | ND | | 0.20 | 0.03 | ND | | 0.20 | 0.03 | ND | | 0.19 | 0.03 | ND | | 0.20 | 0.03 | ND | | 0.17 | 0.03 |
| Hexachlorocyclopentadiene | 77-47-4 | | | ND | | 0.58 | 0.18 | ND | | 0.58 | 0.18 | ND | | 0.55 | 0.18 | ND | | 0.56 | 0.18 | ND | | 0.50 | 0.16 |
| Hexachloroethane | 67-72-1 | | | ND | | 0.16 | 0.03 | ND | | 0.16 | 0.03 | ND | | 0.15 | 0.03 | ND | | 0.16 | 0.03 | ND | | 0.14 | 0.03 |
| Isophorone | 78-59-1 | | | ND | | 0.18 | 0.03 | ND | | 0.18 | 0.03 | ND | | 0.17 | 0.03 | ND | | 0.18 | 0.03 | ND | | 0.16 | 0.02 |
| Naphthalene | 91-20-3 | 12 | 100 | ND | | 0.20 | 0.03 | ND | | 0.20 | 0.02 | ND | | 0.19 | 0.02 | ND | | 0.20 | 0.02 | ND | | 0.17 | 0.02 |
| Nitrobenzene | 98-95-3 | | | ND | | 0.18 | 0.03 | ND | | 0.18 | 0.03 | ND | | 0.17 | 0.03 | ND | | 0.18 | 0.03 | ND | | 0.16 | 0.03 |
| NDPA/DPA | 86-30-6 | | | ND | | 0.16 | 0.02 | ND | | 0.16 | 0.02 | ND | | 0.15 | 0.02 | ND | | 0.16 | 0.02 | ND | | 0.14 | 0.02 |
| n-Nitrosodi-n-propylamine | 621-64-7 | | | ND | | 0.20 | 0.03 | ND | | 0.20 | 0.03 | ND | | 0.19 | 0.03 | ND | | 0.20 | 0.03 | ND | | 0.17 | 0.03 |
| Bis(2-ethylhexyl)phthalate | 117-81-7 | | | ND | | 0.20 | 0.07 | ND | | 0.20 | 0.07 | ND | | 0.19 | 0.07 | ND | | 0.20 | 0.07 | ND | | 0.17 | 0.06 |
| Butyl benzyl phthalate | 85-68-7 | | | ND | | 0.20 | 0.05 | ND | | 0.20 | 0.05 | ND | | 0.19 | 0.05 | ND | | 0.20 | 0.05 | ND | | 0.17 | 0.04 |
| Di-n-butylphthalate | 84-74-2 | | | ND | | 0.20 | 0.04 | ND | | 0.20 | 0.04 | ND | | 0.19 | 0.04 | ND | | 0.20 | 0.04 | ND | | 0.17 | 0.03 |
| Di-n-octylphthalate | 117-84-0 | | | ND | | 0.20 | 0.07 | ND | | 0.20 | 0.07 | ND | | 0.19 | 0.07 | ND | | 0.20 | 0.07 | ND | | 0.17 | 0.06 |
| Diethyl phthalate | 84-66-2 | | | ND | | 0.20 | 0.02 | ND | | 0.20 | 0.02 | ND | | 0.19 | 0.02 | ND | | 0.20 | 0.02 | ND | | 0.17 | 0.02 |
| Dimethyl phthalate | 131-11-3 | | | ND | | 0.20 | 0.04 | ND | | 0.20 | 0.04 | ND | | 0.19 | 0.04 | ND | | 0.20 | 0.04 | ND | | 0.17 | 0.04 |
| Benzo(a)anthracene | 56-55-3 | 1 | 1 | 0.10 | J | 0.12 | 0.02 | 0.13 | | 0.12 | 0.02 | 0.18 | | 0.12 | 0.02 | 0.03 | J | 0.12 | 0.02 | ND | | 0.10 | 0.02 |
| Benzo(a)pyrene | 50-32-8 | 1 | 1 | 0.10 | J | 0.16 | 0.05 | 0.15 | J | 0.16 | 0.05 | 0.22 | | 0.15 | 0.05 | ND | | 0.16 | 0.05 | ND | | 0.14 | 0.04 |
| Benzo(b)fluoranthene | 205-99-2 | 1 | 1 | 0.13 | | 0.12 | 0.03 | 0.19 | | 0.12 | 0.03 | 0.24 | | 0.12 | 0.03 | 0.04 | J | 0.12 | 0.03 | ND | | 0.10 | 0.03 |
| Benzo(k)fluoranthene | 207-08-9 | 0.8 | 3.9 | 0.05 | J | 0.12 | 0.03 | 0.05 | J | 0.12 | 0.03 | 0.06 | J | 0.12 | 0.03 | ND | | 0.12 | 0.03 | ND | | 0.10 | 0.03 |
| Chrysene | 218-01-9 | 1 | 3.9 | 0.11 | J | 0.12 | 0.02 | 0.13 | | 0.12 | 0.02 | 0.17 | | 0.12 | 0.02 | 0.03 | J | 0.12 | 0.02 | ND | | 0.10 | 0.02 |
| Acenaphthylene | 208-96-8 | 100 | 100 | ND | | 0.16 | 0.03 | ND | | 0.16 | 0.03 | ND | | 0.15 | 0.03 | ND | | 0.16 | 0.03 | ND | | 0.14 | 0.03 |
| Anthracene | 120-12-7 | 100 | 100 | ND | | 0.12 | 0.04 | ND | | 0.12 | 0.04 | ND | | 0.12 | 0.04 | ND | | 0.12 | 0.04 | ND | | 0.10 | 0.03 |
| Benzo(ghi)perylene | 191-24-2 | 100 | 100 | 0.07 | J | 0.16 | 0.02 | 0.10 | J | 0.16 | 0.02 | 0.14 | J | 0.15 | 0.02 | ND | | 0.16 | 0.02 | ND | | 0.14 | 0.02 |
| Fluorene | 86-73-7 | 30 | 100 | ND | | 0.20 | 0.02 | ND | | 0.20 | 0.02 | ND | | 0.19 | 0.02 | ND | | 0.20 | 0.02 | ND | | 0.17 | 0.02 |
| Phenanthrene | 85-01-8 | 100 | 100 | 0.12 | | 0.12 | 0.03 | 0.15 | | 0.12 | 0.02 | 0.14 | | 0.12 | 0.02 | 0.03 | J | 0.12 | 0.02 | ND | | 0.10 | 0.02 |
| Dibenzo(a,h)anthracene | 53-70-3 | 0.33 | 0.33 | ND | | 0.12 | 0.02 | 0.02 | J | 0.12 | 0.02 | 0.03 | J | 0.12 | 0.02 | ND | | 0.12 | 0.02 | ND | | 0.10 | 0.02 |
| Indeno(1,2,3-cd)pyrene | 193-39-5 | 0.5 | 0.5 | 0.07 | J | 0.16 | 0.03 | 0.11 | J | 0.16 | 0.03 | 0.14 | J | 0.15 | 0.03 | ND | | 0.16 | 0.03 | ND | | 0.14 | 0.02 |
| Pyrene | 129-00-0 | 100 | 100 | 0.20 | | 0.12 | 0.02 | 0.22 | | 0.12 | 0.02 | 0.32 | | 0.12 | 0.02 | 0.06 | J | 0.12 | 0.02 | 0.02 | J | 0.10 | 0.02 |
| Biphenyl | 92-52-4 | | | ND | | 0.46 | 0.03 | ND | | 0.46 | 0.03 | ND | | 0.44 | 0.03 | ND | | 0.45 | 0.03 | ND | | 0.40 | 0.02 |
| 4-Chloroaniline | 106-47-8 | | | ND | | 0.20 | 0.04 | ND | | 0.20 | 0.04 | ND | | 0.19 | 0.04 | ND | | 0.20 | 0.04 | ND | | 0.17 | 0.03 |
| 2-Nitroaniline | 88-74-4 | | | ND | | 0.20 | 0.04 | ND | | 0.20 | 0.04 | ND | | 0.19 | 0.04 | ND | | 0.20 | 0.04 | ND | | 0.17 | 0.03 |
| 3-Nitroaniline | 99-09-2 | | | ND | | 0.20 | 0.04 | ND | | 0.20 | 0.04 | ND | | 0.19 | 0.04 | ND | | 0.20 | 0.04 | ND | | 0.17 | 0.03 |
| 4-Nitroaniline | 100-01-6 | | | ND | | 0.20 | 0.08 | ND | | 0.20 | 0.08 | ND | | 0.19 | 0.08 | ND | | 0.20 | 0.08 | ND | | 0.17 | 0.07 |
| Dibenzofuran | 132-64-9 | 7 | 59 | ND | | 0.20 | 0.02 | ND | | 0.20 | 0.02 | ND | | 0.19 | 0.02 | ND | | 0.20 | 0.02 | ND | | 0.17 | 0.02 |
| 2-Methylnaphthalene | 91-57-6 | | | ND | | 0.24 | 0.02 | ND | | 0.24 | 0.02 | ND | | 0.23 | 0.02 | ND | | 0.24 | 0.02 | ND | | 0.21 | 0.02 |
| 1,2,4,5-Tetrachlorobenzene | 95-94-3 | | | ND | | 0.20 | 0.02 | ND | | 0.20 | 0.02 | ND | | 0.19 | 0.02 | ND | | 0.20 | 0.02 | ND | | 0.17 | 0.02 |
| Acetophenone | 98-86-2 | | | ND | | 0.20 | 0.03 | ND | | 0.20 | 0.03 | ND | | 0.19 | 0.02 | ND | | 0.20 | 0.02 | ND | | 0.17 | 0.02 |
| 2,4,6-Trichlorophenol | 88-06-2 | | | ND | | 0.12 | 0.04 | ND | | 0.12 | 0.04 | ND | | 0.12 | 0.04 | ND | | 0.12 | 0.04 | ND | | 0.10 | 0.03 |
| p-Chloro-m-cresol | 59-50-7 | | | ND | | 0.20 | 0.03 | ND | | 0.20 | 0.03 | ND | | 0.19 | 0.03 | ND | | 0.20 | 0.03 | ND | | 0.17 | 0.03 |
| 2-Chlorophenol | 95-57-8 | | | ND | | 0.20 | 0.02 | ND | | 0.20 | 0.02 | ND | | 0.19 | 0.02 | ND | | 0.20 | 0.02 | ND | | 0.17 | 0.02 |
| 2,4-Dichlorophenol | 120-83-2 | | | ND | | 0.18 | 0.03 | ND | | 0.18 | 0.03 | ND | | 0.17 | 0.03 | ND | | 0.18 | 0.03 | ND | | 0.16 | 0.03 |
| 2,4-Dimethylphenol | 105-67-9 | | | ND | | 0.20 | 0.07 | ND | | 0.20 | 0.07 | ND | | 0.19 | 0.06 | ND | | 0.20 | 0.07 | ND | | 0.17 | 0.06 |
| **SEMIVOLATILE ORGANICS BY GC/MS (mg/kg)** | | | | | | | | | | | | | | | | | | | | | | | |
| 2-Nitrophenol | 88-75-5 | | | ND | | 0.44 | 0.08 | ND | | 0.44 | 0.08 | ND | | 0.42 | 0.07 | ND | | 0.42 | 0.07 | ND | | 0.38 | 0.07 |
| 4-Nitrophenol | 100-02-7 | | | ND | | 0.28 | 0.08 | ND | | 0.28 | 0.08 | ND | | 0.27 | 0.08 | ND | | 0.27 | 0.08 | ND | | 0.24 | 0.07 |
| 2,4-Dinitrophenol | 51-28-5 | | | ND | | 0.97 | 0.09 | ND | | 0.97 | 0.09 | ND | | 0.93 | 0.09 | ND | | 0.94 | 0.09 | ND | | 0.84 | 0.08 |
| 4,6-Dinitro-o-cresol | 534-52-1 | | | ND | | 0.53 | 0.10 | ND | | 0.52 | 0.10 | ND | | 0.50 | 0.09 | ND | | 0.51 | 0.09 | ND | | 0.45 | 0.08 |
| Pentachlorophenol | 87-86-5 | 0.8 | 6.7 | ND | | 0.16 | 0.05 | ND | | 0.16 | 0.04 | ND | | 0.15 | 0.04 | ND | | 0.16 | 0.04 | ND | | 0.14 | 0.04 |
| Phenol | 108-95-2 | 0.33 | 100 | ND | | 0.20 | 0.03 | ND | | 0.20 | 0.03 | ND | | 0.19 | 0.03 | ND | | 0.20 | 0.03 | ND | | 0.17 | 0.03 |
| 2-Methylphenol | 95-48-7 | 0.33 | 100 | ND | | 0.20 | 0.03 | ND | | 0.20 | 0.03 | ND | | 0.19 | 0.03 | ND | | 0.20 | 0.03 | ND | | 0.17 | 0.03 |
| 3-Methylphenol/4-Methylphenol | 108-39-4/106-44-5 | 0.33 | 100 | ND | | 0.29 | 0.03 | ND | | 0.29 | 0.03 | ND | | 0.28 | 0.03 | ND | | 0.28 | 0.03 | ND | | 0.25 | 0.03 |

**Table 3.1 - Soil Sample Analytical Results**
**128-158 North Main Street**
**Portchester, New York**
**SESI Project # 12814**

| | | | BORING ID: | SB-11 | | | | SB-12 | | | | SB-13 | | | | SB-14 | | | | SB-15 | | | |
|---|---|---|---|---|---|---|---|---|---|---|---|---|---|---|---|---|---|---|---|---|---|---|---|
| | | | SAMPLE ID: | SB-11-1.5 | | | | SB-12-7.5 | | | | SB-13-2.0 | | | | SB-14-3.0 | | | | SB-15-0.5 | | | |
| | | | LAB ID: | L2232278-09 | | | | L2232278-10 | | | | L2232278-11 | | | | L2232278-12 | | | | L2232278-13 | | | |
| | | | COLLECTION DATE: | 6/16/2022 | | | | 6/16/2022 | | | | 6/16/2022 | | | | 6/16/2022 | | | | 6/16/2022 | | | |
| | | | SAMPLE DEPTH (FT BGS): | 1-1.5 | | | | 7-7.5 | | | | 1.5-2 | | | | 2.5-3 | | | | 0-0.5 | | | |
| | | | SAMPLE MATRIX: | SOIL | | | | SOIL | | | | SOIL | | | | SOIL | | | | SOIL | | | |
| **ANALYTE** | **CAS** | **NYSDEC USCOs** | **NYSDEC RRSCOs** | **Conc** | **Q** | **RL** | **MDL** | **Conc** | **Q** | **RL** | **MDL** | **Conc** | **Q** | **RL** | **MDL** | **Conc** | **Q** | **RL** | **MDL** | **Conc** | **Q** | **RL** | **MDL** |
| 2,4,5-Trichlorophenol | 95-95-4 | | | ND | | 0.20 | 0.04 | ND | | 0.20 | 0.04 | ND | | 0.19 | 0.04 | ND | | 0.20 | 0.04 | ND | | 0.17 | 0.03 |
| Benzoic Acid | 65-85-0 | | | ND | | 0.66 | 0.20 | ND | | 0.65 | 0.20 | ND | | 0.63 | 0.20 | ND | | 0.64 | 0.20 | ND | | 0.57 | 0.18 |
| Benzyl Alcohol | 100-51-6 | | | ND | | 0.20 | 0.06 | ND | | 0.20 | 0.06 | ND | | 0.19 | 0.06 | ND | | 0.20 | 0.06 | ND | | 0.17 | 0.05 |
| Carbazole | 86-74-8 | | | ND | | 0.20 | 0.02 | ND | | 0.20 | 0.02 | ND | | 0.19 | 0.02 | ND | | 0.20 | 0.02 | ND | | 0.17 | 0.02 |
| 1,4-Dioxane | 123-91-1 | 0.1 | 13 | ND | | 0.03 | 0.01 | ND | | 0.03 | 0.01 | ND | | 0.03 | 0.01 | ND | | 0.03 | 0.01 | ND | | 0.03 | 0.01 |
| Total SVOCs | | | | 1.17 | - | - | - | 1.53 | - | - | - | 1.96 | - | - | - | 0.25 | - | - | - | 0.05 | - | - | - |
| **SEMIVOLATILE ORGANICS BY GC/MS-TIC (mg/kg)** | | | | | | | | | | | | | | | | | | | | | | | |
| Unknown | | | | - | - | - | - | - | - | - | - | - | - | - | - | - | - | - | - | - | - | - | - |
| Unknown | | | | - | - | - | - | - | - | - | - | - | - | - | - | - | - | - | - | - | - | - | - |
| Unknown Naphthalene | | | | - | - | - | - | - | - | - | - | - | - | - | - | - | - | - | - | - | - | - | - |
| Unknown | | | | - | - | - | - | - | - | - | - | - | - | - | - | - | - | - | - | - | - | - | - |
| Unknown | | | | - | - | - | - | - | - | - | - | - | - | - | - | - | - | - | - | - | - | - | - |
| Cyclic Octaatomic Sulfur | 010544-50-0 | | | - | - | - | - | - | - | - | - | - | - | - | - | - | - | - | - | - | - | - | - |
| Unknown Naphthalene | | | | - | - | - | - | - | - | - | - | - | - | - | - | - | - | - | - | - | - | - | - |
| Unknown Organic Acid | | | | - | - | - | - | - | - | - | - | - | - | - | - | - | - | - | - | - | - | - | - |
| Unknown Cycloalkane | | | | - | - | - | - | - | - | - | - | - | - | - | - | - | - | - | - | - | - | - | - |
| Unknown Thiophene | | | | - | - | - | - | - | - | - | - | - | - | - | - | - | - | - | - | - | - | - | - |
| Unknown | | | | - | - | - | - | - | - | - | - | - | - | - | - | - | - | - | - | - | - | - | - |
| Unknown Alkane | | | | - | - | - | - | - | - | - | - | - | - | - | - | - | - | - | - | - | - | - | - |
| Unknown Naphthalene | | | | - | - | - | - | - | - | - | - | - | - | - | - | - | - | - | - | - | - | - | - |
| Unknown | | | | - | - | - | - | - | - | - | - | - | - | - | - | - | - | - | - | - | - | - | - |
| Unknown Alkane | | | | - | - | - | - | - | - | - | - | - | - | - | - | - | - | - | - | - | - | - | - |
| Unknown Naphthalene | | | | - | - | - | - | - | - | - | - | - | - | - | - | - | - | - | - | - | - | - | - |
| Unknown Thiophene | | | | - | - | - | - | - | - | - | - | - | - | - | - | - | - | - | - | - | - | - | - |
| Unknown | | | | - | - | - | - | - | - | - | - | - | - | - | - | - | - | - | - | - | - | - | - |
| No Tentatively Identified Compounds | | | | ND | | 0.00 | 0.00 | ND | | 0.00 | 0.00 | ND | | 0.00 | 0.00 | ND | | 0.00 | 0.00 | ND | | 0.00 | 0.00 |
| Unknown | | | | - | - | - | - | - | - | - | - | - | - | - | - | - | - | - | - | - | - | - | - |
| Unknown | | | | - | - | - | - | - | - | - | - | - | - | - | - | - | - | - | - | - | - | - | - |
| Unknown Alkane | | | | - | - | - | - | - | - | - | - | - | - | - | - | - | - | - | - | - | - | - | - |
| Unknown | | | | - | - | - | - | - | - | - | - | - | - | - | - | - | - | - | - | - | - | - | - |
| Unknown PAH | | | | - | - | - | - | - | - | - | - | - | - | - | - | - | - | - | - | - | - | - | - |
| Unknown Thiophene | | | | - | - | - | - | - | - | - | - | - | - | - | - | - | - | - | - | - | - | - | - |
| Unknown Alkane | | | | - | - | - | - | - | - | - | - | - | - | - | - | - | - | - | - | - | - | - | - |
| Unknown Alkane | | | | - | - | - | - | - | - | - | - | - | - | - | - | - | - | - | - | - | - | - | - |
| Unknown Alkane | | | | - | - | - | - | - | - | - | - | - | - | - | - | - | - | - | - | - | - | - | - |
| Unknown Naphthalene | | | | - | - | - | - | - | - | - | - | - | - | - | - | - | - | - | - | - | - | - | - |
| Unknown Alkane | | | | - | - | - | - | - | - | - | - | - | - | - | - | - | - | - | - | - | - | - | - |
| Sulfur | 013798-23-7 | | | - | - | - | - | - | - | - | - | - | - | - | - | - | - | - | - | - | - | - | - |
| Unknown | | | | - | - | - | - | - | - | - | - | - | - | - | - | - | - | - | - | - | - | - | - |
| Total TIC Compounds | | | | - | - | - | - | - | - | - | - | - | - | - | - | - | - | - | - | - | - | - | - |
| **ORGANOCHLORINE PESTICIDES BY GC (mg/kg)** | | | | | | | | | | | | | | | | | | | | | | | |
| Delta-BHC | 319-86-8 | 0.04 | 100 | ND | | 0.00 | 0.00 | ND | | 0.00 | 0.00 | ND | | 0.00 | 0.00 | ND | | 0.00 | 0.00 | ND | | 0.00 | 0.00 |
| Lindane | 58-89-9 | 0.1 | 1.3 | ND | | 0.00 | 0.00 | ND | | 0.00 | 0.00 | ND | | 0.00 | 0.00 | ND | | 0.00 | 0.00 | ND | | 0.00 | 0.00 |
| Alpha-BHC | 319-84-6 | 0.02 | 0.48 | ND | | 0.00 | 0.00 | ND | | 0.00 | 0.00 | ND | | 0.00 | 0.00 | ND | | 0.00 | 0.00 | ND | | 0.00 | 0.00 |
| Beta-BHC | 319-85-7 | 0.036 | 0.36 | ND | | 0.00 | 0.00 | ND | | 0.00 | 0.00 | ND | | 0.00 | 0.00 | ND | | 0.00 | 0.00 | ND | | 0.00 | 0.00 |
| Heptachlor | 76-44-8 | 0.042 | 2.1 | ND | | 0.00 | 0.00 | ND | | 0.00 | 0.00 | ND | | 0.00 | 0.00 | ND | | 0.00 | 0.00 | ND | | 0.00 | 0.00 |
| Aldrin | 309-00-2 | 0.005 | 0.097 | ND | | 0.00 | 0.00 | ND | | 0.00 | 0.00 | ND | | 0.00 | 0.00 | ND | | 0.00 | 0.00 | ND | | 0.00 | 0.00 |
| Heptachlor epoxide | 1024-57-3 | | | ND | | 0.00 | 0.00 | ND | | 0.00 | 0.00 | ND | | 0.00 | 0.00 | ND | | 0.00 | 0.00 | ND | | 0.00 | 0.00 |
| Endrin | 72-20-8 | 0.014 | 11 | ND | | 0.00 | 0.00 | ND | | 0.00 | 0.00 | ND | | 0.00 | 0.00 | ND | | 0.00 | 0.00 | ND | | 0.00 | 0.00 |
| Endrin aldehyde | 7421-93-4 | | | ND | | 0.00 | 0.00 | ND | | 0.00 | 0.00 | ND | | 0.00 | 0.00 | ND | | 0.00 | 0.00 | ND | | 0.00 | 0.00 |
| Endrin ketone | 53494-70-5 | | | ND | | 0.00 | 0.00 | ND | | 0.00 | 0.00 | ND | | 0.00 | 0.00 | ND | | 0.00 | 0.00 | ND | | 0.00 | 0.00 |
| Dieldrin | 60-57-1 | 0.005 | 0.2 | ND | | 0.00 | 0.00 | ND | | 0.00 | 0.00 | ND | | 0.00 | 0.00 | ND | | 0.00 | 0.00 | ND | | 0.00 | 0.00 |
| 4,4'-DDE | 72-55-9 | 0.0033 | 8.9 | 0.00 | | 0.00 | 0.00 | ND | | 0.00 | 0.00 | ND | | 0.00 | 0.00 | ND | | 0.00 | 0.00 | 0.00 | | 0.00 | 0.00 |
| 4,4'-DDD | 72-54-8 | 0.0033 | 13 | ND | | 0.00 | 0.00 | ND | | 0.00 | 0.00 | ND | | 0.00 | 0.00 | ND | | 0.00 | 0.00 | ND | | 0.00 | 0.00 |
| 4,4'-DDT | 50-29-3 | 0.0033 | 7.9 | ND | | 0.00 | 0.00 | ND | | 0.00 | 0.00 | ND | | 0.00 | 0.00 | ND | | 0.00 | 0.00 | 0.01 | P | 0.00 | 0.00 |
| Endosulfan I | 959-98-8 | 2.4 | 24 | ND | | 0.00 | 0.00 | ND | | 0.00 | 0.00 | ND | | 0.00 | 0.00 | ND | | 0.00 | 0.00 | ND | | 0.00 | 0.00 |
| Endosulfan II | 33213-65-9 | 2.4 | 24 | ND | | 0.00 | 0.00 | ND | | 0.00 | 0.00 | ND | | 0.00 | 0.00 | ND | | 0.00 | 0.00 | ND | | 0.00 | 0.00 |
| Endosulfan sulfate | 1031-07-8 | 2.4 | 24 | ND | | 0.00 | 0.00 | ND | | 0.00 | 0.00 | ND | | 0.00 | 0.00 | ND | | 0.00 | 0.00 | ND | | 0.00 | 0.00 |
| Methoxychlor | 72-43-5 | | | ND | | 0.00 | 0.00 | ND | | 0.00 | 0.00 | ND | | 0.00 | 0.00 | ND | | 0.00 | 0.00 | ND | | 0.00 | 0.00 |
| Toxaphene | 8001-35-2 | | | ND | | 0.04 | 0.01 | ND | | 0.04 | 0.01 | ND | | 0.03 | 0.01 | ND | | 0.03 | 0.01 | ND | | 0.03 | 0.01 |
| cis-Chlordane | 5103-71-9 | 0.094 | 4.2 | ND | | 0.00 | 0.00 | ND | | 0.00 | 0.00 | ND | | 0.00 | 0.00 | ND | | 0.00 | 0.00 | 0.00 | J | 0.00 | 0.00 |
| trans-Chlordane | 5103-74-2 | | | ND | | 0.00 | 0.00 | ND | | 0.00 | 0.00 | ND | | 0.00 | 0.00 | ND | | 0.00 | 0.00 | ND | | 0.00 | 0.00 |
| Chlordane | 57-74-9 | | | ND | | 0.02 | 0.01 | ND | | 0.02 | 0.01 | ND | | 0.02 | 0.01 | ND | | 0.02 | 0.01 | ND | | 0.01 | 0.01 |
| **POLYCHLORINATED BIPHENYLS BY GC (mg/kg)** | | | | | | | | | | | | | | | | | | | | | | | |
| Aroclor 1016 | 12674-11-2 | 0.1 | 1 | ND | | 0.04 | 0.00 | ND | | 0.04 | 0.00 | ND | | 0.04 | 0.00 | ND | | 0.04 | 0.00 | ND | | 0.03 | 0.00 |
| Aroclor 1221 | 11104-28-2 | 0.1 | 1 | ND | | 0.04 | 0.00 | ND | | 0.04 | 0.00 | ND | | 0.04 | 0.00 | ND | | 0.04 | 0.00 | ND | | 0.03 | 0.00 |

**Table 3.1 - Soil Sample Analytical Results**
**128-158 North Main Street**
**Portchester, New York**
**SESI Project # 12814**

| | | | BORING ID: | SB-11 | | | | SB-12 | | | | SB-13 | | | | SB-14 | | | | SB-15 | | | |
|---|---|---|---|---|---|---|---|---|---|---|---|---|---|---|---|---|---|---|---|---|---|---|---|
| | | | SAMPLE ID: | SB-11-1.5 | | | | SB-12-7.5 | | | | SB-13-2.0 | | | | SB-14-3.0 | | | | SB-15-0.5 | | | |
| | | | LAB ID: | L2232278-09 | | | | L2232278-10 | | | | L2232278-11 | | | | L2232278-12 | | | | L2232278-13 | | | |
| | | | COLLECTION DATE: | 6/16/2022 | | | | 6/16/2022 | | | | 6/16/2022 | | | | 6/16/2022 | | | | 6/16/2022 | | | |
| | | | SAMPLE DEPTH (FT BGS): | 1-1.5 | | | | 7-7.5 | | | | 1.5-2 | | | | 2.5-3 | | | | 0-0.5 | | | |
| | | | SAMPLE MATRIX: | SOIL | | | | SOIL | | | | SOIL | | | | SOIL | | | | SOIL | | | |
| **ANALYTE** | **CAS** | **NYSDEC USCOs** | **NYSDEC RRSCOs** | **Conc** | **Q** | **RL** | **MDL** | **Conc** | **Q** | **RL** | **MDL** | **Conc** | **Q** | **RL** | **MDL** | **Conc** | **Q** | **RL** | **MDL** | **Conc** | **Q** | **RL** | **MDL** |
| Aroclor 1232 | 11141-16-5 | 0.1 | 1 | ND | | 0.04 | 0.01 | ND | | 0.04 | 0.01 | ND | | 0.04 | 0.01 | ND | | 0.04 | 0.01 | ND | | 0.03 | 0.01 |
| Aroclor 1242 | 53469-21-9 | 0.1 | 1 | ND | | 0.04 | 0.01 | ND | | 0.04 | 0.01 | ND | | 0.04 | 0.01 | ND | | 0.04 | 0.01 | ND | | 0.03 | 0.00 |
| Aroclor 1248 | 12672-29-6 | 0.1 | 1 | ND | | 0.04 | 0.01 | ND | | 0.04 | 0.01 | ND | | 0.04 | 0.01 | ND | | 0.04 | 0.01 | ND | | 0.03 | 0.01 |
| Aroclor 1254 | 11097-69-1 | 0.1 | 1 | ND | | 0.04 | 0.00 | ND | | 0.04 | 0.00 | ND | | 0.04 | 0.00 | ND | | 0.04 | 0.00 | ND | | 0.03 | 0.00 |
| Aroclor 1260 | 11096-82-5 | 0.1 | 1 | 0.01 | J | 0.04 | 0.01 | ND | | 0.04 | 0.01 | ND | | 0.04 | 0.01 | ND | | 0.04 | 0.01 | ND | | 0.03 | 0.01 |
| Aroclor 1262 | 37324-23-5 | 0.1 | 1 | ND | | 0.04 | 0.01 | ND | | 0.04 | 0.01 | ND | | 0.04 | 0.00 | ND | | 0.04 | 0.00 | ND | | 0.03 | 0.00 |
| Aroclor 1268 | 11100-14-4 | 0.1 | 1 | ND | | 0.04 | 0.00 | ND | | 0.04 | 0.00 | ND | | 0.04 | 0.00 | ND | | 0.04 | 0.00 | ND | | 0.03 | 0.00 |
| PCBs, Total | 1336-36-3 | 0.1 | 1 | 0.01 | J | 0.04 | 0.00 | ND | | 0.04 | 0.00 | ND | | 0.04 | 0.00 | ND | | 0.04 | 0.00 | ND | | 0.03 | 0.00 |
| **TOTAL METALS (mg/kg)** | | | | | | | | | | | | | | | | | | | | | | | |
| Aluminum, Total | 7429-90-5 | | | 11500 | | 9.55 | 2.58 | 10500 | | 9.61 | 2.6 | 11700 | | 9.51 | 2.57 | 13700 | | 9.19 | 2.48 | 8290 | | 8.08 | 2.18 |
| Antimony, Total | 7440-36-0 | | | ND | | 4.77 | 0.363 | ND | | 4.81 | 0.365 | ND | | 4.75 | 0.361 | ND | | 4.59 | 0.349 | ND | | 4.04 | 0.307 |
| Arsenic, Total | 7440-38-2 | 13 | 16 | 3.83 | | 0.955 | 0.198 | 7.17 | | 0.961 | 0.2 | 4.7 | | 0.951 | 0.198 | 4.66 | | 0.919 | 0.191 | 3.05 | | 0.808 | 0.168 |
| Barium, Total | 7440-39-3 | 350 | 400 | 83 | | 0.955 | 0.166 | 112 | | 0.961 | 0.167 | 112 | | 0.951 | 0.165 | 78.8 | | 0.919 | 0.16 | 61.1 | | 0.808 | 0.141 |
| Beryllium, Total | 7440-41-7 | 7.2 | 72 | 0.506 | | 0.477 | 0.032 | 0.442 | J | 0.481 | 0.032 | 0.513 | | 0.475 | 0.031 | 0.524 | | 0.459 | 0.03 | 0.291 | J | 0.404 | 0.027 |
| Cadmium, Total | 7440-43-9 | 2.5 | 4.3 | 0.582 | J | 0.955 | 0.094 | 0.654 | J | 0.961 | 0.094 | 0.675 | J | 0.951 | 0.093 | 0.588 | J | 0.919 | 0.09 | 0.469 | J | 0.808 | 0.079 |
| Calcium, Total | 7440-70-2 | | | 2030 | | 9.55 | 3.34 | 6900 | | 9.61 | 3.36 | 1810 | | 9.51 | 3.33 | 1440 | | 9.19 | 3.22 | 10100 | | 8.08 | 2.83 |
| Chromium, Total | 7440-47-3 | | | 16.3 | | 0.955 | 0.092 | 16.9 | | 0.961 | 0.092 | 15.7 | | 0.951 | 0.091 | 17.9 | | 0.919 | 0.088 | 15.9 | | 0.808 | 0.078 |
| Cobalt, Total | 7440-48-4 | | | 7.3 | | 1.91 | 0.158 | 6.92 | | 1.92 | 0.16 | 7.41 | | 1.9 | 0.158 | 8.01 | | 1.84 | 0.152 | 8.6 | | 1.62 | 0.134 |
| Copper, Total | 7440-50-8 | 50 | 270 | 18.1 | | 0.955 | 0.246 | 22 | | 0.961 | 0.248 | 27.1 | | 0.951 | 0.245 | 12.7 | | 0.919 | 0.237 | 20.6 | | 0.808 | 0.208 |
| Iron, Total | 7439-89-6 | | | 15600 | | 4.77 | 0.862 | 14400 | | 4.81 | 0.868 | 17000 | | 4.75 | 0.859 | 18300 | | 4.59 | 0.83 | 14000 | | 4.04 | 0.73 |
| Lead, Total | 7439-92-1 | 63 | 400 | 62 | | 4.77 | 0.256 | 216 | | 4.81 | 0.258 | 122 | | 4.75 | 0.255 | 34.5 | | 4.59 | 0.246 | 22 | | 4.04 | 0.217 |
| Magnesium, Total | 7439-95-4 | | | 2960.00 | | 9.55 | 1.47 | 2810.00 | | 9.61 | 1.48 | 2970.00 | | 9.51 | 1.46 | 2920.00 | | 9.19 | 1.41 | 6080.00 | | 8.08 | 1.24 |
| Manganese, Total | 7439-96-5 | 1600 | 2000 | 448 | | 0.955 | 0.152 | 335 | | 0.961 | 0.153 | 359 | | 0.951 | 0.151 | 355 | | 0.919 | 0.146 | 357 | | 0.808 | 0.128 |
| Mercury, Total | 7439-97-6 | 0.18 | 0.81 | 0.19 | | 0.09 | 0.06 | 0.40 | | 0.09 | 0.06 | 0.45 | | 0.09 | 0.06 | 0.14 | | 0.09 | 0.06 | ND | | 0.07 | 0.05 |
| Nickel, Total | 7440-02-0 | 30 | 310 | 14.1 | | 2.39 | 0.231 | 13.2 | | 2.4 | 0.233 | 12.2 | | 2.38 | 0.23 | 12.2 | | 2.3 | 0.222 | 15.7 | | 2.02 | 0.196 |
| Potassium, Total | 7440-09-7 | | | 909 | | 239 | 13.7 | 957 | | 240 | 13.8 | 771 | | 238 | 13.7 | 734 | | 230 | 13.2 | 2570 | | 202 | 11.6 |
| Selenium, Total | 7782-49-2 | 3.9 | 180 | 0.439 | J | 1.91 | 0.246 | 0.952 | J | 1.92 | 0.248 | 0.323 | J | 1.9 | 0.245 | 0.57 | J | 1.84 | 0.237 | ND | | 1.62 | 0.208 |
| Silver, Total | 7440-22-4 | 2 | 180 | ND | | 0.955 | 0.27 | ND | | 0.961 | 0.272 | ND | | 0.951 | 0.269 | ND | | 0.919 | 0.26 | ND | | 0.808 | 0.229 |
| Sodium, Total | 7440-23-5 | | | 161 | J | 191 | 3.01 | 144 | J | 192 | 3.03 | 122 | J | 190 | 3 | 145 | J | 184 | 2.89 | 332 | | 162 | 2.55 |
| Thallium, Total | 7440-28-0 | | | ND | | 1.91 | 0.301 | ND | | 1.92 | 0.303 | ND | | 1.9 | 0.3 | ND | | 1.84 | 0.289 | ND | | 1.62 | 0.255 |
| Vanadium, Total | 7440-62-2 | | | 23.6 | | 0.955 | 0.194 | 22.9 | | 0.961 | 0.195 | 24.1 | | 0.951 | 0.193 | 29.1 | | 0.919 | 0.186 | 22 | | 0.808 | 0.164 |
| Zinc, Total | 7440-66-6 | 109 | 10000 | 51 | | 4.77 | 0.28 | 142 | | 4.81 | 0.282 | 88.6 | | 4.75 | 0.278 | 43.5 | | 4.59 | 0.269 | 27.1 | | 4.04 | 0.237 |
| **GENERAL CHEMISTRY** | | | | | | | | | | | | | | | | | | | | | | | |
| Solids, Total | NONE | | | 81.20 | | 0.10 | NA | 81.20 | | 0.10 | NA | 83.60 | | 0.10 | NA | 84.70 | | 0.10 | NA | 94.50 | | 0.10 | NA |
| Cyanide, Total | 57-12-5 | 27 | 27 | ND | | 1.20 | 0.25 | ND | | 1.20 | 0.25 | ND | | 1.10 | 0.23 | ND | | 1.10 | 0.23 | ND | | 1.00 | 0.22 |

**Table 3.1 - Soil Sample Analytical Results**
**128-158 North Main Street**
**Portchester, New York**
**SESI Project # 12814**

| | | | BORING ID: | SB-201 | | | | SB-202 | | | | SB-202 | | | | SB-203 | | | | SB-204 | | | | SB-205 | | | |
|---|---|---|---|---|---|---|---|---|---|---|---|---|---|---|---|---|---|---|---|---|---|---|---|---|---|---|---|
| | | | SAMPLE ID: | SB-201 (4.5-5) | | | | SB-202 (0.5-1.5) | | | | DUP-SO-20230130 | | | | SB-203 (2-3) | | | | SB-204 (7-7.5) | | | | SB-205 (2.5-3) | | | |
| | | | LAB ID: | L2304283-01 | | | | L2305048-01 | | | | L2305048-08 | | | | L2305048-02 | | | | L2304628-01 | | | | L2304628-02 | | | |
| | | | COLLECTION DATE: | 1/25/2023 | | | | 1/30/2023 | | | | 1/30/2023 | | | | 1/30/2023 | | | | 1/26/2023 | | | | 1/26/2023 | | | |
| | | | SAMPLE DEPTH (FT BGS): | 4.5-5 | | | | 0.5-1.5 | | | | 0.5-1.5 | | | | 2-3 | | | | 7-7.5 | | | | P | | | |
| | | | SAMPLE MATRIX: | SOIL | | | | SOIL | | | | SOIL | | | | SOIL | | | | SOIL | | | | SOIL | | | |
| **ANALYTE** | **CAS** | **NYSDEC USCOs** | **NYSDEC RRSCOs** | **Conc** | **Q** | **RL** | **MDL** | **Conc** | **Q** | **RL** | **MDL** | **Conc** | **Q** | **RL** | **MDL** | **Conc** | **Q** | **RL** | **MDL** | **Conc** | **Q** | **RL** | **MDL** | **Conc** | **Q** | **RL** | **MDL** |
| **VOLATILE ORGANICS BY EPA 5035-TIC (mg/kg)** | | | | | | | | | | | | | | | | | | | | | | | | | | | |
| 1,1,1,2-Tetrachloroethane | 630-20-6 | | | ND | | 0.00051 | 0.00013 | ND | | 0.00051 | 0.00014 | ND | | 0.00044 | 0.00012 | ND | | 0.00047 | 0.00012 | ND | | 0.00063 | 0.00017 | ND | | 0.00059 | 0.00016 |
| 1,1,1-Trichloroethane | 71-55-6 | 0.68 | 100 | ND | | 0.00051 | 0.00017 | ND | | 0.00051 | 0.00017 | ND | | 0.00044 | 0.00015 | ND | | 0.00047 | 0.00016 | ND | | 0.00063 | 0.00021 | ND | | 0.00059 | 0.0002 |
| 1,1,2,2-Tetrachloroethane | 79-34-5 | | | ND | | 0.00051 | 0.00017 | ND | | 0.00051 | 0.00017 | ND | | 0.00044 | 0.00015 | ND | | 0.00047 | 0.00016 | ND | | 0.00063 | 0.00021 | ND | | 0.00059 | 0.0002 |
| 1,1,2-Trichloroethane | 79-00-5 | | | ND | | 0.001 | 0.00027 | ND | | 0.001 | 0.00027 | ND | | 0.00089 | 0.00024 | ND | | 0.00093 | 0.00025 | ND | | 0.0013 | 0.00034 | ND | | 0.0012 | 0.00032 |
| 1,1-Dichloroethane | 75-34-3 | 0.27 | 26 | ND | | 0.001 | 0.00015 | ND | | 0.001 | 0.00015 | ND | | 0.00089 | 0.00013 | ND | | 0.00093 | 0.00014 | ND | | 0.0013 | 0.00018 | ND | | 0.0012 | 0.00017 |
| 1,1-Dichloroethene | 75-35-4 | 0.33 | 100 | ND | | 0.001 | 0.00024 | ND | | 0.001 | 0.00024 | ND | | 0.00089 | 0.00021 | ND | | 0.00093 | 0.00022 | ND | | 0.0013 | 0.0003 | ND | | 0.0012 | 0.00028 |
| 1,1-Dichloropropene | 563-58-6 | | | ND | | 0.00051 | 0.00016 | ND | | 0.00051 | 0.00016 | ND | | 0.00044 | 0.00014 | ND | | 0.00047 | 0.00015 | ND | | 0.00063 | 0.0002 | ND | | 0.00059 | 0.00019 |
| 1,2,3-Trichlorobenzene | 87-61-6 | | | ND | | 0.002 | 0.00033 | ND | | 0.002 | 0.00033 | ND | | 0.0018 | 0.00029 | ND | | 0.0019 | 0.0003 | ND | | 0.0025 | 0.00041 | ND | | 0.0024 | 0.00038 |
| 1,2,3-Trichloropropane | 96-18-4 | | | ND | | 0.002 | 0.00013 | ND | | 0.002 | 0.00013 | ND | | 0.0018 | 0.00011 | ND | | 0.0019 | 0.00012 | ND | | 0.0025 | 0.00016 | ND | | 0.0024 | 0.00015 |
| 1,2,4,5-Tetramethylbenzene | 95-93-2 | | | ND | | 0.002 | 0.00019 | ND | | 0.002 | 0.0002 | ND | | 0.0018 | 0.00017 | ND | | 0.0019 | 0.00018 | ND | | 0.0025 | 0.00024 | ND | | 0.0024 | 0.00023 |
| 1,2,4-Trichlorobenzene | 120-82-1 | | | ND | | 0.002 | 0.00028 | ND | | 0.002 | 0.00028 | ND | | 0.0018 | 0.00024 | ND | | 0.0019 | 0.00025 | ND | | 0.0025 | 0.00034 | ND | | 0.0024 | 0.00032 |
| 1,2,4-Trimethylbenzene | 95-63-6 | 3.6 | 52 | ND | | 0.002 | 0.00034 | ND | | 0.002 | 0.00034 | ND | | 0.0018 | 0.0003 | ND | | 0.0019 | 0.00031 | ND | | 0.0025 | 0.00042 | ND | | 0.0024 | 0.0004 |
| 1,2-Dibromo-3-chloropropane | 96-12-8 | | | ND | | 0.003 | 0.001 | ND | | 0.0031 | 0.001 | ND | | 0.0027 | 0.00089 | ND | | 0.0028 | 0.00093 | ND | | 0.0038 | 0.0013 | ND | | 0.0036 | 0.0012 |
| 1,2-Dibromoethane | 106-93-4 | | | ND | | 0.001 | 0.00028 | ND | | 0.001 | 0.00029 | ND | | 0.00089 | 0.00025 | ND | | 0.00093 | 0.00026 | ND | | 0.0013 | 0.00035 | ND | | 0.0012 | 0.00033 |
| 1,2-Dichlorobenzene | 95-50-1 | 1.1 | 100 | ND | | 0.002 | 0.00015 | ND | | 0.002 | 0.00015 | ND | | 0.0018 | 0.00013 | ND | | 0.0019 | 0.00013 | ND | | 0.0025 | 0.00018 | ND | | 0.0024 | 0.00017 |
| 1,2-Dichloroethane | 107-06-2 | 0.02 | 3.1 | ND | | 0.001 | 0.00026 | ND | | 0.001 | 0.00026 | ND | | 0.00089 | 0.00023 | ND | | 0.00093 | 0.00024 | ND | | 0.0013 | 0.00032 | ND | | 0.0012 | 0.0003 |
| 1,2-Dichloroethene, Total | 540-59-0 | | | ND | | 0.001 | 0.00014 | ND | | 0.001 | 0.00014 | ND | | 0.00089 | 0.00012 | ND | | 0.00093 | 0.00013 | ND | | 0.0013 | 0.00017 | ND | | 0.0012 | 0.00016 |
| 1,2-Dichloropropane | 78-87-5 | | | ND | | 0.001 | 0.00013 | ND | | 0.001 | 0.00013 | ND | | 0.00089 | 0.00011 | ND | | 0.00093 | 0.00012 | ND | | 0.0013 | 0.00016 | ND | | 0.0012 | 0.00015 |
| 1,3,5-Trimethylbenzene | 108-67-8 | 8.4 | 52 | ND | | 0.002 | 0.0002 | ND | | 0.002 | 0.0002 | ND | | 0.0018 | 0.00017 | ND | | 0.0019 | 0.00018 | ND | | 0.0025 | 0.00024 | ND | | 0.0024 | 0.00023 |
| 1,3-Dichlorobenzene | 541-73-1 | 2.4 | 49 | ND | | 0.002 | 0.00015 | ND | | 0.002 | 0.00015 | ND | | 0.0018 | 0.00013 | ND | | 0.0019 | 0.00014 | ND | | 0.0025 | 0.00019 | ND | | 0.0024 | 0.00018 |
| 1,3-Dichloropropane | 142-28-9 | | | ND | | 0.002 | 0.00017 | ND | | 0.002 | 0.00017 | ND | | 0.0018 | 0.00015 | ND | | 0.0019 | 0.00016 | ND | | 0.0025 | 0.00021 | ND | | 0.0024 | 0.0002 |
| 1,3-Dichloropropene, Total | 542-75-6 | | | ND | | 0.00051 | 0.00016 | ND | | 0.00051 | 0.00016 | ND | | 0.00044 | 0.00014 | ND | | 0.00047 | 0.00015 | ND | | 0.00063 | 0.0002 | ND | | 0.00059 | 0.00019 |
| 1,4-Dichlorobenzene | 106-46-7 | 1.8 | 13 | ND | | 0.002 | 0.00017 | ND | | 0.002 | 0.00018 | ND | | 0.0018 | 0.00015 | ND | | 0.0019 | 0.00016 | ND | | 0.0025 | 0.00022 | ND | | 0.0024 | 0.0002 |
| 1,4-Dioxane | 123-91-1 | 0.1 | 13 | ND | | 0.081 | 0.036 | ND | | 0.082 | 0.036 | ND | | 0.071 | 0.031 | ND | | 0.075 | 0.033 | ND | | 0.1 | 0.044 | ND | | 0.095 | 0.042 |
| 2,2-Dichloropropane | 594-20-7 | | | ND | | 0.002 | 0.0002 | ND | | 0.002 | 0.00021 | ND | | 0.0018 | 0.00018 | ND | | 0.0019 | 0.00019 | ND | | 0.0025 | 0.00026 | ND | | 0.0024 | 0.00024 |
| 2-Butanone | 78-93-3 | 0.12 | 100 | ND | | 0.01 | 0.0022 | ND | | 0.01 | 0.0023 | ND | | 0.0089 | 0.002 | ND | | 0.0093 | 0.0021 | ND | | 0.013 | 0.0028 | ND | | 0.012 | 0.0026 |
| 2-Hexanone | 591-78-6 | | | ND | | 0.01 | 0.0012 | ND | | 0.01 | 0.0012 | ND | | 0.0089 | 0.001 | ND | | 0.0093 | 0.0011 | ND | | 0.013 | 0.0015 | ND | | 0.012 | 0.0014 |
| 4-Methyl-2-pentanone | 108-10-1 | | | ND | | 0.01 | 0.0013 | ND | | 0.01 | 0.0013 | ND | | 0.0089 | 0.0011 | ND | | 0.0093 | 0.0012 | ND | | 0.013 | 0.0016 | ND | | 0.012 | 0.0015 |
| Acetone | 67-64-1 | 0.05 | 100 | ND | | 0.01 | 0.0049 | ND | | 0.01 | 0.0049 | ND | | 0.0089 | 0.0043 | ND | | 0.0093 | 0.0045 | 0.007 | J | 0.013 | 0.0061 | ND | | 0.012 | 0.0057 |
| Acrylonitrile | 107-13-1 | | | ND | | 0.0041 | 0.0012 | ND | | 0.0041 | 0.0012 | ND | | 0.0036 | 0.001 | ND | | 0.0037 | 0.0011 | ND | | 0.005 | 0.0014 | ND | | 0.0047 | 0.0014 |
| Benzene | 71-43-2 | 0.06 | 4.8 | ND | | 0.00051 | 0.00017 | ND | | 0.00051 | 0.00017 | ND | | 0.00044 | 0.00015 | ND | | 0.00047 | 0.00016 | ND | | 0.00063 | 0.00021 | ND | | 0.00059 | 0.0002 |
| Bromobenzene | 108-86-1 | | | ND | | 0.002 | 0.00015 | ND | | 0.002 | 0.00015 | ND | | 0.0018 | 0.00013 | ND | | 0.0019 | 0.00014 | ND | | 0.0025 | 0.00018 | ND | | 0.0024 | 0.00017 |
| Bromochloromethane | 74-97-5 | | | ND | | 0.002 | 0.00021 | ND | | 0.002 | 0.00021 | ND | | 0.0018 | 0.00018 | ND | | 0.0019 | 0.00019 | ND | | 0.0025 | 0.00026 | ND | | 0.0024 | 0.00024 |
| Bromodichloromethane | 75-27-4 | | | ND | | 0.00051 | 0.00011 | ND | | 0.00051 | 0.00011 | ND | | 0.00044 | 0.0001 | ND | | 0.00047 | 0.0001 | ND | | 0.00063 | 0.00014 | ND | | 0.00059 | 0.00013 |
| Bromoform | 75-25-2 | | | ND | | 0.0041 | 0.00025 | ND | | 0.0041 | 0.00025 | ND | | 0.0036 | 0.00022 | ND | | 0.0037 | 0.00023 | ND | | 0.005 | 0.00031 | ND | | 0.0047 | 0.00029 |
| Bromomethane | 74-83-9 | | | ND | | 0.002 | 0.00059 | ND | | 0.002 | 0.0006 | ND | | 0.0018 | 0.00052 | ND | | 0.0019 | 0.00054 | ND | | 0.0025 | 0.00073 | ND | | 0.0024 | 0.00069 |
| Carbon disulfide | 75-15-0 | | | ND | | 0.01 | 0.0046 | ND | | 0.01 | 0.0047 | ND | | 0.0089 | 0.004 | ND | | 0.0093 | 0.0042 | ND | | 0.013 | 0.0058 | ND | | 0.012 | 0.0054 |
| Carbon tetrachloride | 56-23-5 | 0.76 | 2.4 | ND | | 0.001 | 0.00023 | ND | | 0.001 | 0.00024 | ND | | 0.00089 | 0.0002 | ND | | 0.00093 | 0.00021 | ND | | 0.0013 | 0.00029 | ND | | 0.0012 | 0.00027 |
| Chlorobenzene | 108-90-7 | 1.1 | 100 | ND | | 0.00051 | 0.00013 | ND | | 0.00051 | 0.00013 | ND | | 0.00044 | 0.00011 | ND | | 0.00047 | 0.00012 | ND | | 0.00063 | 0.00016 | ND | | 0.00059 | 0.00015 |
| Chloroethane | 75-00-3 | | | ND | | 0.002 | 0.00046 | ND | | 0.002 | 0.00046 | ND | | 0.0018 | 0.0004 | ND | | 0.0019 | 0.00042 | ND | | 0.0025 | 0.00057 | ND | | 0.0024 | 0.00054 |
| Chloroform | 67-66-3 | 0.37 | 49 | ND | | 0.0015 | 0.00014 | ND | | 0.0015 | 0.00014 | 0.00046 | J | 0.0013 | 0.00012 | ND | | 0.0014 | 0.00013 | ND | | 0.0019 | 0.00018 | ND | | 0.0018 | 0.00017 |
| Chloromethane | 74-87-3 | | | ND | | 0.0041 | 0.00095 | ND | | 0.0041 | 0.00096 | ND | | 0.0036 | 0.00083 | ND | | 0.0037 | 0.00087 | ND | | 0.005 | 0.0012 | ND | | 0.0047 | 0.0011 |
| cis-1,2-Dichloroethene | 156-59-2 | 0.25 | 100 | ND | | 0.001 | 0.00018 | ND | | 0.001 | 0.00018 | ND | | 0.00089 | 0.00016 | ND | | 0.00093 | 0.00016 | ND | | 0.0013 | 0.00022 | ND | | 0.0012 | 0.00021 |
| cis-1,3-Dichloropropene | 10061-01-5 | | | ND | | 0.00051 | 0.00016 | ND | | 0.00051 | 0.00016 | ND | | 0.00044 | 0.00014 | ND | | 0.00047 | 0.00015 | ND | | 0.00063 | 0.0002 | ND | | 0.00059 | 0.00019 |
| Dibromochloromethane | 124-48-1 | | | ND | | 0.001 | 0.00014 | ND | | 0.001 | 0.00014 | ND | | 0.00089 | 0.00012 | ND | | 0.00093 | 0.00013 | ND | | 0.0013 | 0.00018 | ND | | 0.0012 | 0.00017 |
| Dibromomethane | 74-95-3 | | | ND | | 0.002 | 0.00024 | ND | | 0.002 | 0.00024 | ND | | 0.0018 | 0.00021 | ND | | 0.0019 | 0.00022 | ND | | 0.0025 | 0.0003 | ND | | 0.0024 | 0.00028 |
| Dichlorodifluoromethane | 75-71-8 | | | ND | | 0.01 | 0.00093 | ND | | 0.01 | 0.00094 | ND | | 0.0089 | 0.00082 | ND | | 0.0093 | 0.00085 | ND | | 0.013 | 0.0012 | ND | | 0.012 | 0.0011 |
| Ethyl ether | 60-29-7 | | | ND | | 0.002 | 0.00035 | ND | | 0.002 | 0.00035 | ND | | 0.0018 | 0.0003 | ND | | 0.0019 | 0.00032 | ND | | 0.0025 | 0.00043 | ND | | 0.0024 | 0.0004 |
| Ethylbenzene | 100-41-4 | 1 | 41 | ND | | 0.001 | 0.00014 | ND | | 0.001 | 0.00014 | ND | | 0.00089 | 0.00012 | ND | | 0.00093 | 0.00013 | ND | | 0.0013 | 0.00018 | ND | | 0.0012 | 0.00017 |
| Hexachlorobutadiene | 87-68-3 | | | ND | | 0.0041 | 0.00017 | ND | | 0.0041 | 0.00017 | ND | | 0.0036 | 0.00015 | ND | | 0.0037 | 0.00016 | ND | | 0.005 | 0.00021 | ND | | 0.0047 | 0.0002 |
| Isopropylbenzene | 98-82-8 | | | ND | | 0.001 | 0.00011 | ND | | 0.001 | 0.00011 | ND | | 0.00089 | 0.0001 | ND | | 0.00093 | 0.0001 | ND | | 0.0013 | 0.00014 | ND | | 0.0012 | 0.00013 |
| Methyl tert butyl ether | 1634-04-4 | 0.93 | 100 | ND | | 0.002 | 0.0002 | ND | | 0.002 | 0.00021 | ND | | 0.0018 | 0.00018 | ND | | 0.0019 | 0.00019 | ND | | 0.0025 | 0.00025 | ND | | 0.0024 | 0.00024 |
| Methylene chloride | 75-09-2 | 0.05 | 100 | ND | | 0.0051 | 0.0023 | ND | | 0.0051 | 0.0024 | ND | | 0.0044 | 0.002 | ND | | 0.0047 | 0.0021 | ND | | 0.0063 | 0.0029 | ND | | 0.0059 | 0.0027 |
| n-Butylbenzene | 104-51-8 | 12 | 100 | ND | | 0.001 | 0.00017 | ND | | 0.001 | 0.00017 | ND | | 0.00089 | 0.00015 | ND | | 0.00093 | 0.00016 | ND | | 0.0013 | 0.00021 | ND | | 0.0012 | 0.0002 |
| n-Propylbenzene | 103-65-1 | 3.9 | 100 | ND | | 0.001 | 0.00017 | ND | | 0.001 | 0.00018 | ND | | 0.00089 | 0.00015 | ND | | 0.00093 | 0.00016 | ND | | 0.0013 | 0.00022 | ND | | 0.0012 | 0.0002 |
| Naphthalene | 91-20-3 | 12 | 100 | ND | | 0.0041 | 0.00066 | ND | | 0.0041 | 0.00067 | ND | | 0.0036 | 0.00058 | ND | | 0.0037 | 0.00061 | ND | | 0.005 | 0.00082 | ND | | 0.0047 | 0.00077 |
| **VOLATILE ORGANICS BY EPA 5035-TIC (mg/kg)** | | | | | | | | | | | | | | | | | | | | | | | | | | | |
| o-Chlorotoluene | 95-49-8 | | | ND | | 0.002 | 0.00019 | ND | | 0.002 | 0.0002 | ND | | 0.0018 | 0.00017 | ND | | 0.0019 | 0.00018 | ND | | 0.0025 | 0.00024 | ND | | 0.0024 | 0.00023 |
| o-Xylene | 95-47-6 | | | ND | | 0.001 | 0.0003 | ND | | 0.001 | 0.0003 | ND | | 0.00089 | 0.00026 | ND | | 0.00093 | 0.00027 | ND | | 0.0013 | 0.00037 | ND | | 0.0012 | 0.00034 |
| p-Chlorotoluene | 106-43-4 | | | ND | | 0.002 | 0.00011 | ND | | 0.002 | 0.00011 | ND | | 0.0018 | 0.0001 | ND | | 0.0019 | 0.0001 | ND | | 0.0025 | 0.00014 | ND | | 0.0024 | 0.00013 |
| p-Diethylbenzene | 105-05-5 | | | ND | | 0.002 | 0.00018 | ND | | 0.002 | 0.00018 | ND | | 0.0018 | 0.00016 | ND | | 0.0019 | 0.00016 | ND | | 0.0025 | 0.00022 | ND | | 0.0024 | 0.00021 |
| p-Ethyltoluene | 622-96-8 | | | ND | | 0.002 | 0.00039 | ND | | 0.002 | 0.00039 | ND | | 0.0018 | 0.00034 | ND | | 0.0019 | 0.00036 | ND | | 0.0025 | 0.00048 | ND | | 0.0024 | 0.00046 |
| p-Isopropyltoluene | 99-87-6 | | | ND | | 0.001 | 0.00011 | ND | | 0.001 | 0.00011 | ND | | 0.00089 | 0.0001 | ND | | 0.00093 | 0.0001 | ND | | 0.0013 | 0.00014 | ND | | 0.0012 | 0.00013 |
| p/m-Xylene | 179601-23-1 | | | ND | | 0.002 | 0.00057 | ND | | 0.002 | 0.00058 | ND | | 0.0018 | 0.0005 | ND | | 0.0019 | 0.00052 | ND | | 0.0025 | 0.00071 | ND | | 0.0024 | 0.00066 |
| sec-Butylbenzene | 135-98-8 | 11 | 100 | ND | | 0.001 | 0.00015 | ND | | 0.001 | 0.00015 | ND | | 0.00089 | 0.00013 | ND | | 0.00093 | 0.00014 | ND | | 0.0013 | 0.00018 | ND | | 0.0012 | 0.00017 |
| Styrene | 100-42-5 | | | ND | | 0.001 | 0.0002 | ND | | 0.001 | 0.0002 | ND | | 0.00089 | 0.00017 | ND | | 0.00093 | 0.00018 | ND | | 0.0013 | 0.00025 | ND | | 0.0012 | 0.00023 |

## Table 3.1 - Soil Sample Analytical Results
128-158 North Main Street
Portchester, New York
SESI Project # 12814

| BORING ID: | | | | SB-201 | | | | SB-202 | | | | SB-202 | | | | SB-203 | | | | SB-204 | | | | SB-205 | | | |
|---|---|---|---|---|---|---|---|---|---|---|---|---|---|---|---|---|---|---|---|---|---|---|---|---|---|---|---|
| SAMPLE ID: | | | | SB-201 (4.5-5) | | | | SB-202 (0.5-1.5) | | | | DUP-SO-20230130 | | | | SB-203 (2-3) | | | | SB-204 (7-7.5) | | | | SB-205 (2.5-3) | | | |
| LAB ID: | | | | L2304283-01 | | | | L2305048-01 | | | | L2305048-08 | | | | L2305048-02 | | | | L2304628-01 | | | | L2304628-02 | | | |
| COLLECTION DATE: | | | | 1/25/2023 | | | | 1/30/2023 | | | | 1/30/2023 | | | | 1/30/2023 | | | | 1/26/2023 | | | | 1/26/2023 | | | |
| SAMPLE DEPTH (FT BGS): | | | | 4.5-5 | | | | 0.5-1.5 | | | | 0.5-1.5 | | | | 2-3 | | | | 7-7.5 | | | | P | | | |
| SAMPLE MATRIX: | | | | SOIL | | | | SOIL | | | | SOIL | | | | SOIL | | | | SOIL | | | | SOIL | | | |
| ANALYTE | CAS | NYSDEC USCOs | NYSDEC RRSCOs | Conc | Q | RL | MDL | Conc | Q | RL | MDL | Conc | Q | RL | MDL | Conc | Q | RL | MDL | Conc | Q | RL | MDL | Conc | Q | RL | MDL |
| tert-Butylbenzene | 98-06-6 | 5.9 | 100 | ND | | 0.002 | 0.00012 | ND | | 0.002 | 0.00012 | ND | | 0.0018 | 0.0001 | ND | | 0.0019 | 0.00011 | ND | | 0.0025 | 0.00015 | ND | | 0.0024 | 0.00014 |
| Tetrachloroethene | 127-18-4 | 1.3 | 19 | ND | | 0.00051 | 0.0002 | ND | | 0.00051 | 0.0002 | ND | | 0.00044 | 0.00017 | ND | | 0.00047 | 0.00018 | ND | | 0.00063 | 0.00025 | ND | | 0.00059 | 0.00023 |
| Toluene | 108-88-3 | 0.7 | 100 | ND | | 0.001 | 0.00055 | ND | | 0.001 | 0.00056 | ND | | 0.00089 | 0.00048 | ND | | 0.00093 | 0.00051 | ND | | 0.0013 | 0.00069 | ND | | 0.0012 | 0.00064 |
| trans-1,2-Dichloroethene | 156-60-5 | 0.19 | 100 | ND | | 0.0015 | 0.00014 | ND | | 0.0015 | 0.00014 | ND | | 0.0013 | 0.00012 | ND | | 0.0014 | 0.00013 | ND | | 0.0019 | 0.00017 | ND | | 0.0018 | 0.00016 |
| trans-1,3-Dichloropropene | 10061-02-6 | | | ND | | 0.001 | 0.00028 | ND | | 0.001 | 0.00028 | ND | | 0.00089 | 0.00024 | ND | | 0.00093 | 0.00025 | ND | | 0.0013 | 0.00034 | ND | | 0.0012 | 0.00032 |
| trans-1,4-Dichloro-2-butene | 110-57-6 | | | ND | | 0.0051 | 0.0014 | ND | | 0.0051 | 0.0014 | ND | | 0.0044 | 0.0013 | ND | | 0.0047 | 0.0013 | ND | | 0.0063 | 0.0018 | ND | | 0.0059 | 0.0017 |
| Trichloroethene | 79-01-6 | 0.47 | 21 | ND | | 0.00051 | 0.00014 | ND | | 0.00051 | 0.00014 | ND | | 0.00044 | 0.00012 | ND | | 0.00047 | 0.00013 | ND | | 0.00063 | 0.00017 | ND | | 0.00059 | 0.00016 |
| Trichlorofluoromethane | 75-69-4 | | | ND | | 0.0041 | 0.00071 | ND | | 0.0041 | 0.00071 | ND | | 0.0036 | 0.00062 | ND | | 0.0037 | 0.00065 | ND | | 0.005 | 0.00088 | ND | | 0.0047 | 0.00082 |
| Vinyl acetate | 108-05-4 | | | ND | | 0.01 | 0.0022 | ND | | 0.01 | 0.0022 | ND | | 0.0089 | 0.0019 | ND | | 0.0093 | 0.002 | ND | | 0.013 | 0.0027 | ND | | 0.012 | 0.0025 |
| Vinyl chloride | 75-01-4 | 0.02 | 0.9 | ND | | 0.001 | 0.00034 | ND | | 0.001 | 0.00034 | ND | | 0.00089 | 0.0003 | ND | | 0.00093 | 0.00031 | ND | | 0.0013 | 0.00042 | ND | | 0.0012 | 0.0004 |
| Xylenes, Total | 1330-20-7 | 0.26 | 100 | ND | | 0.001 | 0.0003 | ND | | 0.001 | 0.0003 | ND | | 0.00089 | 0.00026 | ND | | 0.00093 | 0.00027 | ND | | 0.0013 | 0.00037 | ND | | 0.0012 | 0.00034 |
| Total VOCs | | | | - | - | - | - | - | - | - | - | 0.00046 | - | - | - | - | - | - | - | 0.007 | - | - | - | - | - | - | - |
| **VOLATILE ORGANICS BY EPA 5035-TIC (mg/kg)** | | | | | | | | | | | | | | | | | | | | | | | | | | | |
| 1-Phenyl-1-butene | 000824-90-8 | | | - | | - | - | - | | - | - | - | | - | - | - | | - | - | - | | - | - | - | | - | - |
| Cyclohexane, methyl- | 000108-87-2 | | | - | | - | - | - | | - | - | - | | - | - | - | | - | - | - | | - | - | - | | - | - |
| Dodecane (C12) | 000112-40-3 | | | - | | - | - | - | | - | - | - | | - | - | - | | - | - | - | | - | - | - | | - | - |
| Heptane | 000142-82-5 | | | - | | - | - | - | | - | - | - | | - | - | - | | - | - | - | | - | - | - | | - | - |
| Heptane, 2-methyl- | 000592-27-8 | | | - | | - | - | - | | - | - | - | | - | - | - | | - | - | - | | - | - | - | | - | - |
| Heptane, 3-methyl- | 000589-81-1 | | | - | | - | - | - | | - | - | - | | - | - | - | | - | - | - | | - | - | - | | - | - |
| No Tentatively Identified Compounds | | | | ND | | 0 | 0 | - | | - | - | ND | | 0 | 0 | - | | - | - | ND | | 0 | 0 | ND | | 0 | 0 |
| Octane | 000111-65-9 | | | - | | - | - | - | | - | - | - | | - | - | - | | - | - | - | | - | - | - | | - | - |
| Unknown | | | | - | | - | - | - | | - | - | - | | - | - | - | | - | - | - | | - | - | - | | - | - |
| Unknown | | | | - | | - | - | - | | - | - | - | | - | - | - | | - | - | - | | - | - | - | | - | - |
| Unknown | | | | - | | - | - | - | | - | - | - | | - | - | - | | - | - | - | | - | - | - | | - | - |
| Unknown | | | | - | | - | - | 0.00268 | J | 0 | 0 | - | | - | - | 0.00236 | J | 0 | 0 | - | | - | - | - | | - | - |
| Unknown | | | | - | | - | - | - | | - | - | - | | - | - | - | | - | - | - | | - | - | - | | - | - |
| Unknown Alkane | | | | - | | - | - | - | | - | - | - | | - | - | - | | - | - | - | | - | - | - | | - | - |
| Unknown Aromatic | | | | - | | - | - | - | | - | - | - | | - | - | - | | - | - | - | | - | - | - | | - | - |
| Unknown Aromatic | | | | - | | - | - | - | | - | - | - | | - | - | - | | - | - | - | | - | - | - | | - | - |
| Unknown Aromatic | | | | - | | - | - | - | | - | - | - | | - | - | - | | - | - | - | | - | - | - | | - | - |
| Unknown Benzene | | | | - | | - | - | - | | - | - | - | | - | - | - | | - | - | - | | - | - | - | | - | - |
| Unknown Benzene | | | | - | | - | - | - | | - | - | - | | - | - | - | | - | - | - | | - | - | - | | - | - |
| Unknown Benzene | | | | - | | - | - | - | | - | - | - | | - | - | - | | - | - | - | | - | - | - | | - | - |
| Unknown Benzene | | | | - | | - | - | - | | - | - | - | | - | - | - | | - | - | - | | - | - | - | | - | - |
| Unknown Benzene | | | | - | | - | - | - | | - | - | - | | - | - | - | | - | - | - | | - | - | - | | - | - |
| Unknown Benzene | | | | - | | - | - | - | | - | - | - | | - | - | - | | - | - | - | | - | - | - | | - | - |
| Unknown Benzene | | | | - | | - | - | - | | - | - | - | | - | - | - | | - | - | - | | - | - | - | | - | - |
| Unknown Cyclohexane | | | | - | | - | - | - | | - | - | - | | - | - | - | | - | - | - | | - | - | - | | - | - |
| Unknown Cyclohexane | | | | - | | - | - | - | | - | - | - | | - | - | - | | - | - | - | | - | - | - | | - | - |
| Unknown Naphthalene | | | | - | | - | - | - | | - | - | - | | - | - | - | | - | - | - | | - | - | - | | - | - |
| Total TIC Compounds | | | | - | | - | - | 0.00268 | J | 0 | 0 | - | | - | - | 0.00236 | J | 0 | 0 | - | | - | - | - | | - | - |
| **PERFLUORINATED ALKYL ACIDS BY EPA 1633 (ng/kg)** | | | | | | | | | | | | | | | | | | | | | | | | | | | |
| Perfluorobutanoic Acid (PFBA) | 375-22-4 | | | - | | - | - | - | | - | - | - | | - | - | ND | | 0.000783 | 0.000049 | - | | - | - | - | | - | - |
| Perfluoropentanoic Acid (PFPeA) | 2706-90-3 | | | - | | - | - | - | | - | - | - | | - | - | ND | | 0.000392 | 0.000055 | - | | - | - | - | | - | - |
| Perfluorobutanesulfonic Acid (PFBS) | 375-73-5 | | | - | | - | - | - | | - | - | - | | - | - | ND | | 0.000196 | 0.000042 | - | | - | - | - | | - | - |
| Perfluorohexanoic Acid (PFHxA) | 307-24-4 | | | - | | - | - | - | | - | - | - | | - | - | ND | | 0.000196 | 0.000045 | - | | - | - | - | | - | - |
| Perfluoroheptanoic Acid (PFHpA) | 375-85-9 | | | - | | - | - | - | | - | - | - | | - | - | ND | | 0.000196 | 0.000023 | - | | - | - | - | | - | - |
| Perfluorohexanesulfonic Acid (PFHxS) | 355-46-4 | | | - | | - | - | - | | - | - | - | | - | - | ND | | 0.000196 | 0.000058 | - | | - | - | - | | - | - |
| Perfluorooctanoic Acid (PFOA) | 335-67-1 | 0.00066 | 0.033 | - | | - | - | - | | - | - | - | | - | - | 0.000117 | J | 0.000196 | 0.000051 | - | | - | - | - | | - | - |
| 1H,1H,2H,2H-Perfluorooctanesulfonic Acid (6:2F | 27619-97-2 | | | - | | - | - | - | | - | - | - | | - | - | ND | | 0.000783 | 0.000274 | - | | - | - | - | | - | - |
| Perfluoroheptanesulfonic Acid (PFHpS) | 375-92-8 | | | - | | - | - | - | | - | - | - | | - | - | ND | | 0.000196 | 0.000036 | - | | - | - | - | | - | - |
| Perfluorononanoic Acid (PFNA) | 375-95-1 | | | - | | - | - | - | | - | - | - | | - | - | ND | | 0.000196 | 0.000077 | - | | - | - | - | | - | - |
| Perfluorooctanesulfonic Acid (PFOS) | 1763-23-1 | 0.00088 | 0.044 | - | | - | - | - | | - | - | - | | - | - | 0.000211 | | 0.000196 | 0.000078 | - | | - | - | - | | - | - |
| Perfluorodecanoic Acid (PFDA) | 335-76-2 | | | - | | - | - | - | | - | - | - | | - | - | ND | | 0.000196 | 0.000074 | - | | - | - | - | | - | - |
| 1H,1H,2H,2H-Perfluorodecanesulfonic Acid (8:2 | 39108-34-4 | | | - | | - | - | - | | - | - | - | | - | - | ND | | 0.000783 | 0.000379 | - | | - | - | - | | - | - |
| N-Methyl Perfluorooctanesulfonamidoacetic Acid | 2355-31-9 | | | - | | - | - | - | | - | - | - | | - | - | ND | | 0.000196 | 0.000098 | - | | - | - | - | | - | - |
| Perfluoroundecanoic Acid (PFUnA) | 2058-94-8 | | | - | | - | - | - | | - | - | - | | - | - | ND | | 0.000196 | 0.00005 | - | | - | - | - | | - | - |
| Perfluorodecanesulfonic Acid (PFDS) | 335-77-3 | | | - | | - | - | - | | - | - | - | | - | - | ND | | 0.000196 | 0.000031 | - | | - | - | - | | - | - |
| Perfluorooctanesulfonamide (PFOSA) | 754-91-6 | | | - | | - | - | - | | - | - | - | | - | - | ND | | 0.000196 | 0.000042 | - | | - | - | - | | - | - |
| N-Ethyl Perfluorooctanesulfonamidoacetic Acid ( | 2991-50-6 | | | - | | - | - | - | | - | - | - | | - | - | 0.000086 | J | 0.000196 | 0.000081 | - | | - | - | - | | - | - |
| Perfluorododecanoic Acid (PFDoA) | 307-55-1 | | | - | | - | - | - | | - | - | - | | - | - | ND | | 0.000196 | 0.00004 | - | | - | - | - | | - | - |
| Perfluorotridecanoic Acid (PFTrDA) | 72629-94-8 | | | - | | - | - | - | | - | - | - | | - | - | ND | | 0.000196 | 0.000052 | - | | - | - | - | | - | - |
| Perfluorotetradecanoic Acid (PFTeDA) | 376-06-7 | | | - | | - | - | - | | - | - | - | | - | - | ND | | 0.000196 | 0.000104 | - | | - | - | - | | - | - |
| PFOA/PFOS, Total | | | | - | | - | - | - | | - | - | - | | - | - | 0.000328 | J | 0.000196 | 0.000051 | - | | - | - | - | | - | - |

**Table 3.1 - Soil Sample Analytical Results**
**128-158 North Main Street**
**Portchester, New York**
**SESI Project # 12814**

| | | | BORING ID: | SB-201 | | | | SB-202 | | | | SB-202 | | | | SB-203 | | | | SB-204 | | | | SB-205 | | | |
|---|---|---|---|---|---|---|---|---|---|---|---|---|---|---|---|---|---|---|---|---|---|---|---|---|---|---|---|
| | | | SAMPLE ID: | SB-201 (4.5-5) | | | | SB-202 (0.5-1.5) | | | | DUP-SO-20230130 | | | | SB-203 (2-3) | | | | SB-204 (7-7.5) | | | | SB-205 (2.5-3) | | | |
| | | | LAB ID: | L2304283-01 | | | | L2305048-01 | | | | L2305048-08 | | | | L2305048-02 | | | | L2304628-01 | | | | L2304628-02 | | | |
| | | | COLLECTION DATE: | 1/25/2023 | | | | 1/30/2023 | | | | 1/30/2023 | | | | 1/30/2023 | | | | 1/26/2023 | | | | 1/26/2023 | | | |
| | | | SAMPLE DEPTH (FT BGS): | 4.5-5 | | | | 0.5-1.5 | | | | 0.5-1.5 | | | | 2-3 | | | | 7-7.5 | | | | P | | | |
| | | | SAMPLE MATRIX: | SOIL | | | | SOIL | | | | SOIL | | | | SOIL | | | | SOIL | | | | SOIL | | | |
| | | NYSDEC USCOs | NYSDEC RRSCOs | | | | | | | | | | | | | | | | | | | | | | | | |
| **ANALYTE** | **CAS** | | | **Conc** | **Q** | **RL** | **MDL** | **Conc** | **Q** | **RL** | **MDL** | **Conc** | **Q** | **RL** | **MDL** | **Conc** | **Q** | **RL** | **MDL** | **Conc** | **Q** | **RL** | **MDL** | **Conc** | **Q** | **RL** | **MDL** |
| **SEMIVOLATILE ORGANICS BY GC/MS (mg/kg)** | | | | | | | | | | | | | | | | | | | | | | | | | | | |
| 1,2,4,5-Tetrachlorobenzene | 95-94-3 | | | ND | | 0.19 | 0.02 | ND | | 0.2 | 0.021 | ND | | 0.18 | 0.019 | ND | | 0.18 | 0.019 | ND | | 0.19 | 0.02 | ND | | 0.19 | 0.02 |
| 1,2,4-Trichlorobenzene | 120-82-1 | | | ND | | 0.19 | 0.022 | ND | | 0.2 | 0.023 | ND | | 0.18 | 0.02 | ND | | 0.18 | 0.02 | ND | | 0.19 | 0.022 | ND | | 0.19 | 0.022 |
| 1,2-Dichlorobenzene | 95-50-1 | 1.1 | 100 | ND | | 0.19 | 0.034 | ND | | 0.2 | 0.036 | ND | | 0.18 | 0.032 | ND | | 0.18 | 0.032 | ND | | 0.19 | 0.034 | ND | | 0.19 | 0.035 |
| 1,3-Dichlorobenzene | 541-73-1 | 2.4 | 49 | ND | | 0.19 | 0.033 | ND | | 0.2 | 0.034 | ND | | 0.18 | 0.031 | ND | | 0.18 | 0.031 | ND | | 0.19 | 0.033 | ND | | 0.19 | 0.033 |
| 1,4-Dichlorobenzene | 106-46-7 | 1.8 | 13 | ND | | 0.19 | 0.034 | ND | | 0.2 | 0.035 | ND | | 0.18 | 0.031 | ND | | 0.18 | 0.031 | ND | | 0.19 | 0.033 | ND | | 0.19 | 0.034 |
| 1,4-Dioxane | 123-91-1 | 0.1 | 13 | ND | | 0.029 | 0.0088 | ND | | 0.03 | 0.0092 | ND | | 0.027 | 0.0082 | ND | | 0.027 | 0.0082 | ND | | 0.029 | 0.0088 | ND | | 0.029 | 0.0089 |
| 2,4,5-Trichlorophenol | 95-95-4 | | | ND | | 0.19 | 0.037 | ND | | 0.2 | 0.038 | ND | | 0.18 | 0.034 | ND | | 0.18 | 0.034 | ND | | 0.19 | 0.037 | ND | | 0.19 | 0.037 |
| 2,4,6-Trichlorophenol | 88-06-2 | | | ND | | 0.12 | 0.036 | ND | | 0.12 | 0.038 | ND | | 0.11 | 0.034 | ND | | 0.11 | 0.034 | ND | | 0.12 | 0.036 | ND | | 0.12 | 0.037 |
| 2,4-Dichlorophenol | 120-83-2 | | | ND | | 0.17 | 0.031 | ND | | 0.18 | 0.032 | ND | | 0.16 | 0.029 | ND | | 0.16 | 0.029 | ND | | 0.17 | 0.031 | ND | | 0.17 | 0.031 |
| 2,4-Dimethylphenol | 105-67-9 | | | ND | | 0.19 | 0.063 | ND | | 0.2 | 0.066 | ND | | 0.18 | 0.059 | ND | | 0.18 | 0.059 | ND | | 0.19 | 0.063 | ND | | 0.19 | 0.064 |
| 2,4-Dinitrophenol | 51-28-5 | | | ND | | 0.92 | 0.09 | ND | | 0.96 | 0.093 | ND | | 0.86 | 0.084 | ND | | 0.86 | 0.084 | ND | | 0.92 | 0.089 | ND | | 0.93 | 0.09 |
| 2,4-Dinitrotoluene | 121-14-2 | | | ND | | 0.19 | 0.038 | ND | | 0.2 | 0.04 | ND | | 0.18 | 0.036 | ND | | 0.18 | 0.036 | ND | | 0.19 | 0.038 | ND | | 0.19 | 0.039 |
| 2,6-Dinitrotoluene | 606-20-2 | | | ND | | 0.19 | 0.033 | ND | | 0.2 | 0.034 | ND | | 0.18 | 0.031 | ND | | 0.18 | 0.031 | ND | | 0.19 | 0.033 | ND | | 0.19 | 0.033 |
| 2-Chloronaphthalene | 91-58-7 | | | ND | | 0.19 | 0.019 | ND | | 0.2 | 0.02 | ND | | 0.18 | 0.018 | ND | | 0.18 | 0.018 | ND | | 0.19 | 0.019 | ND | | 0.19 | 0.019 |
| 2-Chlorophenol | 95-57-8 | | | ND | | 0.19 | 0.023 | ND | | 0.2 | 0.024 | ND | | 0.18 | 0.021 | ND | | 0.18 | 0.021 | ND | | 0.19 | 0.023 | ND | | 0.19 | 0.023 |
| 2-Methylnaphthalene | 91-57-6 | | | ND | | 0.23 | 0.023 | ND | | 0.24 | 0.024 | ND | | 0.22 | 0.022 | 0.022 | J | 0.22 | 0.022 | ND | | 0.23 | 0.023 | ND | | 0.23 | 0.023 |
| 2-Methylphenol | 95-48-7 | 0.33 | 100 | ND | | 0.19 | 0.03 | ND | | 0.2 | 0.031 | ND | | 0.18 | 0.028 | ND | | 0.18 | 0.028 | ND | | 0.19 | 0.03 | ND | | 0.19 | 0.03 |
| 2-Nitroaniline | 88-74-4 | | | ND | | 0.19 | 0.037 | ND | | 0.2 | 0.038 | ND | | 0.18 | 0.034 | ND | | 0.18 | 0.035 | ND | | 0.19 | 0.037 | ND | | 0.19 | 0.037 |
| 2-Nitrophenol | 88-75-5 | | | ND | | 0.42 | 0.072 | ND | | 0.43 | 0.075 | ND | | 0.39 | 0.067 | ND | | 0.39 | 0.067 | ND | | 0.41 | 0.072 | ND | | 0.42 | 0.072 |
| 3,3'-Dichlorobenzidine | 91-94-1 | | | ND | | 0.19 | 0.051 | ND | | 0.2 | 0.053 | ND | | 0.18 | 0.048 | ND | | 0.18 | 0.048 | ND | | 0.19 | 0.051 | ND | | 0.19 | 0.051 |
| 3-Methylphenol/4-Methylphenol | 108-39-4/106-44-5 | 0.33 | 100 | ND | | 0.28 | 0.03 | ND | | 0.29 | 0.031 | ND | | 0.26 | 0.028 | ND | | 0.26 | 0.028 | ND | | 0.28 | 0.03 | ND | | 0.28 | 0.03 |
| 3-Nitroaniline | 99-09-2 | | | ND | | 0.19 | 0.036 | ND | | 0.2 | 0.038 | ND | | 0.18 | 0.034 | ND | | 0.18 | 0.034 | ND | | 0.19 | 0.036 | ND | | 0.19 | 0.036 |
| 4,6-Dinitro-o-cresol | 534-52-1 | | | ND | | 0.5 | 0.092 | ND | | 0.52 | 0.096 | ND | | 0.47 | 0.086 | ND | | 0.47 | 0.086 | ND | | 0.5 | 0.092 | ND | | 0.5 | 0.093 |
| 4-Bromophenyl phenyl ether | 101-55-3 | | | ND | | 0.19 | 0.029 | ND | | 0.2 | 0.03 | ND | | 0.18 | 0.027 | ND | | 0.18 | 0.027 | ND | | 0.19 | 0.029 | ND | | 0.19 | 0.029 |
| 4-Chloroaniline | 106-47-8 | | | ND | | 0.19 | 0.035 | ND | | 0.2 | 0.036 | ND | | 0.18 | 0.033 | ND | | 0.18 | 0.033 | ND | | 0.19 | 0.035 | ND | | 0.19 | 0.035 |
| 4-Chlorophenyl phenyl ether | 7005-72-3 | | | ND | | 0.19 | 0.02 | ND | | 0.2 | 0.021 | ND | | 0.18 | 0.019 | ND | | 0.18 | 0.019 | ND | | 0.19 | 0.02 | ND | | 0.19 | 0.021 |
| 4-Nitroaniline | 100-01-6 | | | ND | | 0.19 | 0.08 | ND | | 0.2 | 0.082 | ND | | 0.18 | 0.074 | ND | | 0.18 | 0.074 | ND | | 0.19 | 0.079 | ND | | 0.19 | 0.08 |
| 4-Nitrophenol | 100-02-7 | | | ND | | 0.27 | 0.078 | ND | | 0.28 | 0.081 | ND | | 0.25 | 0.073 | ND | | 0.25 | 0.073 | ND | | 0.27 | 0.078 | ND | | 0.27 | 0.079 |
| Acenaphthene | 83-32-9 | 20 | 100 | ND | | 0.15 | 0.02 | ND | | 0.16 | 0.021 | ND | | 0.14 | 0.018 | 0.021 | J | 0.14 | 0.018 | ND | | 0.15 | 0.02 | ND | | 0.15 | 0.02 |
| Acenaphthylene | 208-96-8 | 100 | 100 | 0.038 | J | 0.15 | 0.03 | ND | | 0.16 | 0.031 | ND | | 0.14 | 0.028 | ND | | 0.14 | 0.028 | ND | | 0.15 | 0.03 | ND | | 0.15 | 0.03 |
| Acetophenone | 98-86-2 | | | ND | | 0.19 | 0.024 | ND | | 0.2 | 0.025 | ND | | 0.18 | 0.022 | ND | | 0.18 | 0.022 | ND | | 0.19 | 0.024 | ND | | 0.19 | 0.024 |
| Anthracene | 120-12-7 | 100 | 100 | ND | | 0.12 | 0.038 | ND | | 0.12 | 0.039 | ND | | 0.11 | 0.035 | 0.056 | J | 0.11 | 0.035 | ND | | 0.12 | 0.037 | ND | | 0.12 | 0.038 |
| Benzo(a)anthracene | 56-55-3 | 1 | 1 | 0.16 | | 0.12 | 0.022 | 0.11 | J | 0.12 | 0.022 | 0.036 | J | 0.11 | 0.02 | 0.23 | | 0.11 | 0.02 | 0.026 | J | 0.12 | 0.022 | 0.026 | J | 0.12 | 0.022 |
| Benzo(a)pyrene | 50-32-8 | 1 | 1 | 0.14 | J | 0.15 | 0.047 | 0.11 | J | 0.16 | 0.049 | 0.044 | J | 0.14 | 0.044 | 0.26 | | 0.14 | 0.044 | ND | | 0.15 | 0.047 | ND | | 0.15 | 0.047 |
| Benzo(b)fluoranthene | 205-99-2 | 1 | 1 | 0.18 | | 0.12 | 0.032 | 0.14 | | 0.12 | 0.034 | 0.16 | | 0.11 | 0.03 | 0.32 | | 0.11 | 0.03 | 0.043 | J | 0.12 | 0.032 | 0.033 | J | 0.12 | 0.032 |
| Benzo(ghi)perylene | 191-24-2 | 100 | 100 | 0.1 | J | 0.15 | 0.023 | 0.063 | J | 0.16 | 0.023 | ND | | 0.14 | 0.021 | 0.13 | J | 0.14 | 0.021 | 0.027 | J | 0.15 | 0.022 | ND | | 0.15 | 0.023 |
| Benzo(k)fluoranthene | 207-08-9 | 0.8 | 3.9 | 0.072 | J | 0.12 | 0.031 | 0.051 | J | 0.12 | 0.032 | 0.03 | J | 0.11 | 0.029 | 0.12 | | 0.11 | 0.029 | ND | | 0.12 | 0.031 | ND | | 0.12 | 0.031 |
| Benzoic Acid | 65-85-0 | | | ND | | 0.62 | 0.19 | ND | | 0.64 | 0.2 | ND | | 0.58 | 0.18 | ND | | 0.58 | 0.18 | ND | | 0.62 | 0.19 | ND | | 0.62 | 0.2 |
| Benzyl Alcohol | 100-51-6 | | | ND | | 0.19 | 0.059 | ND | | 0.2 | 0.061 | ND | | 0.18 | 0.055 | ND | | 0.18 | 0.055 | ND | | 0.19 | 0.059 | ND | | 0.19 | 0.059 |
| Biphenyl | 92-52-4 | | | ND | | 0.44 | 0.025 | ND | | 0.45 | 0.026 | ND | | 0.41 | 0.023 | ND | | 0.41 | 0.023 | ND | | 0.44 | 0.025 | ND | | 0.44 | 0.025 |
| Bis(2-chloroethoxy)methane | 111-91-1 | | | ND | | 0.21 | 0.019 | ND | | 0.22 | 0.02 | ND | | 0.19 | 0.018 | ND | | 0.19 | 0.018 | ND | | 0.21 | 0.019 | ND | | 0.21 | 0.019 |
| Bis(2-chloroethyl)ether | 111-44-4 | | | ND | | 0.17 | 0.026 | ND | | 0.18 | 0.027 | ND | | 0.16 | 0.024 | ND | | 0.16 | 0.024 | ND | | 0.17 | 0.026 | ND | | 0.17 | 0.026 |
| Bis(2-chloroisopropyl)ether | 108-60-1 | | | ND | | 0.23 | 0.033 | ND | | 0.24 | 0.034 | ND | | 0.22 | 0.031 | ND | | 0.22 | 0.031 | ND | | 0.23 | 0.033 | ND | | 0.23 | 0.033 |
| Bis(2-ethylhexyl)phthalate | 117-81-7 | | | ND | | 0.19 | 0.066 | ND | | 0.2 | 0.069 | ND | | 0.18 | 0.062 | ND | | 0.18 | 0.062 | ND | | 0.19 | 0.066 | ND | | 0.19 | 0.067 |
| Butyl benzyl phthalate | 85-68-7 | | | ND | | 0.19 | 0.048 | ND | | 0.2 | 0.05 | ND | | 0.18 | 0.045 | ND | | 0.18 | 0.045 | ND | | 0.19 | 0.048 | ND | | 0.19 | 0.049 |
| Carbazole | 86-74-8 | | | ND | | 0.19 | 0.019 | 0.024 | J | 0.2 | 0.019 | ND | | 0.18 | 0.017 | 0.058 | J | 0.18 | 0.017 | ND | | 0.19 | 0.019 | ND | | 0.19 | 0.019 |
| Chrysene | 218-01-9 | 1 | 3.9 | 0.16 | | 0.12 | 0.02 | 0.12 | | 0.12 | 0.021 | 0.14 | | 0.11 | 0.019 | 0.26 | | 0.11 | 0.019 | 0.028 | J | 0.12 | 0.02 | 0.022 | J | 0.12 | 0.02 |
| Di-n-butylphthalate | 84-74-2 | | | ND | | 0.19 | 0.036 | ND | | 0.2 | 0.038 | ND | | 0.18 | 0.034 | ND | | 0.18 | 0.034 | ND | | 0.19 | 0.036 | ND | | 0.19 | 0.037 |
| Di-n-octylphthalate | 117-84-0 | | | ND | | 0.19 | 0.065 | ND | | 0.2 | 0.068 | ND | | 0.18 | 0.061 | ND | | 0.18 | 0.061 | ND | | 0.19 | 0.065 | ND | | 0.19 | 0.066 |
| Dibenzo(a,h)anthracene | 53-70-3 | 0.33 | 0.33 | 0.025 | J | 0.12 | 0.022 | ND | | 0.12 | 0.023 | ND | | 0.11 | 0.021 | 0.036 | J | 0.11 | 0.021 | ND | | 0.12 | 0.022 | ND | | 0.12 | 0.022 |
| Dibenzofuran | 132-64-9 | 7 | 59 | ND | | 0.19 | 0.018 | ND | | 0.2 | 0.019 | ND | | 0.18 | 0.017 | ND | | 0.18 | 0.017 | ND | | 0.19 | 0.018 | ND | | 0.19 | 0.018 |
| Diethyl phthalate | 84-66-2 | | | ND | | 0.19 | 0.018 | ND | | 0.2 | 0.018 | ND | | 0.18 | 0.017 | ND | | 0.18 | 0.017 | ND | | 0.19 | 0.018 | ND | | 0.19 | 0.018 |
| Dimethyl phthalate | 131-11-3 | | | ND | | 0.19 | 0.04 | ND | | 0.2 | 0.042 | ND | | 0.18 | 0.038 | ND | | 0.18 | 0.038 | ND | | 0.19 | 0.04 | ND | | 0.19 | 0.04 |
| Fluoranthene | 206-44-0 | 100 | 100 | 0.27 | | 0.12 | 0.022 | 0.21 | | 0.12 | 0.023 | 0.12 | | 0.11 | 0.02 | 0.5 | | 0.11 | 0.021 | 0.024 | J | 0.12 | 0.022 | 0.037 | J | 0.12 | 0.022 |
| Fluorene | 86-73-7 | 30 | 100 | ND | | 0.19 | 0.019 | ND | | 0.2 | 0.019 | ND | | 0.18 | 0.017 | 0.021 | J | 0.18 | 0.017 | ND | | 0.19 | 0.019 | ND | | 0.19 | 0.019 |
| Hexachlorobenzene | 118-74-1 | 0.33 | 1.2 | ND | | 0.12 | 0.022 | ND | | 0.12 | 0.022 | ND | | 0.11 | 0.02 | ND | | 0.11 | 0.02 | ND | | 0.12 | 0.021 | ND | | 0.12 | 0.022 |
| **SEMIVOLATILE ORGANICS BY GC/MS (mg/kg)** | | | | | | | | | | | | | | | | | | | | | | | | | | | |
| Hexachlorobutadiene | 87-68-3 | | | ND | | 0.19 | 0.028 | ND | | 0.2 | 0.029 | ND | | 0.18 | 0.026 | ND | | 0.18 | 0.026 | ND | | 0.19 | 0.028 | ND | | 0.19 | 0.028 |
| Hexachlorocyclopentadiene | 77-47-4 | | | ND | | 0.55 | 0.17 | ND | | 0.57 | 0.18 | ND | | 0.51 | 0.16 | ND | | 0.51 | 0.16 | ND | | 0.55 | 0.17 | ND | | 0.55 | 0.17 |
| **SEMIVOLATILE ORGANICS BY GC/MS (mg/kg)** | | | | | | | | | | | | | | | | | | | | | | | | | | | |
| Hexachloroethane | 67-72-1 | | | ND | | 0.15 | 0.031 | ND | | 0.16 | 0.032 | ND | | 0.14 | 0.029 | ND | | 0.14 | 0.029 | ND | | 0.15 | 0.031 | ND | | 0.15 | 0.031 |
| Indeno(1,2,3-cd)pyrene | 193-39-5 | 0.5 | 0.5 | 0.1 | J | 0.15 | 0.027 | 0.074 | J | 0.16 | 0.028 | 0.052 | J | 0.14 | 0.025 | 0.15 | | 0.14 | 0.025 | 0.031 | J | 0.15 | 0.027 | ND | | 0.15 | 0.027 |
| Isophorone | 78-59-1 | | | ND | | 0.17 | 0.025 | ND | | 0.18 | 0.026 | ND | | 0.16 | 0.023 | ND | | 0.16 | 0.023 | ND | | 0.17 | 0.025 | ND | | 0.17 | 0.025 |
| n-Nitrosodi-n-propylamine | 621-64-7 | | | ND | | 0.19 | 0.03 | ND | | 0.2 | 0.031 | ND | | 0.18 | 0.028 | ND | | 0.18 | 0.028 | ND | | 0.19 | 0.03 | ND | | 0.19 | 0.03 |
| Naphthalene | 91-20-3 | 12 | 100 | 0.032 | J | 0.19 | 0.023 | 0.027 | J | 0.2 | 0.024 | ND | | 0.18 | 0.022 | 0.039 | J | 0.18 | 0.022 | ND | | 0.19 | 0.023 | ND | | 0.19 | 0.024 |
| NDPA/DPA | 86-30-6 | | | ND | | 0.15 | 0.022 | ND | | 0.16 | 0.023 | ND | | 0.14 | 0.02 | ND | | 0.14 | 0.02 | ND | | 0.15 | 0.022 | ND | | 0.15 | 0.022 |

# Table 3.1 - Soil Sample Analytical Results
## 128-158 North Main Street
## Portchester, New York
## SESI Project # 12814

| BORING ID: | | | | SB-201 | | | | SB-202 | | | | SB-202 | | | | SB-203 | | | | SB-204 | | | | SB-205 | | | |
|---|---|---|---|---|---|---|---|---|---|---|---|---|---|---|---|---|---|---|---|---|---|---|---|---|---|---|---|
| SAMPLE ID: | | | | SB-201 (4.5-5) | | | | SB-202 (0.5-1.5) | | | | DUP-SO-20230130 | | | | SB-203 (2-3) | | | | SB-204 (7-7.5) | | | | SB-205 (2.5-3) | | | |
| LAB ID: | | | | L2304283-01 | | | | L2305048-01 | | | | L2305048-08 | | | | L2305048-02 | | | | L2304628-01 | | | | L2304628-02 | | | |
| COLLECTION DATE: | | | | 1/25/2023 | | | | 1/30/2023 | | | | 1/30/2023 | | | | 1/30/2023 | | | | 1/26/2023 | | | | 1/26/2023 | | | |
| SAMPLE DEPTH (FT BGS): | | | | 4.5-5 | | | | 0.5-1.5 | | | | 0.5-1.5 | | | | 2-3 | | | | 7-7.5 | | | | P | | | |
| SAMPLE MATRIX: | | | | SOIL | | | | SOIL | | | | SOIL | | | | SOIL | | | | SOIL | | | | SOIL | | | |
| ANALYTE | CAS | NYSDEC USCOs | NYSDEC RRSCOs | Conc | Q | RL | MDL | Conc | Q | RL | MDL | Conc | Q | RL | MDL | Conc | Q | RL | MDL | Conc | Q | RL | MDL | Conc | Q | RL | MDL |
| Nitrobenzene | 98-95-3 | | | ND | | 0.17 | 0.028 | ND | | 0.18 | 0.029 | ND | | 0.16 | 0.026 | ND | | 0.16 | 0.026 | ND | | 0.17 | 0.028 | ND | | 0.17 | 0.028 |
| p-Chloro-m-cresol | 59-50-7 | | | ND | | 0.19 | 0.029 | ND | | 0.2 | 0.03 | ND | | 0.18 | 0.027 | ND | | 0.18 | 0.027 | ND | | 0.19 | 0.028 | ND | | 0.19 | 0.029 |
| Pentachlorophenol | 87-86-5 | 0.8 | 6.7 | ND | | 0.15 | 0.042 | ND | | 0.16 | 0.044 | ND | | 0.14 | 0.039 | ND | | 0.14 | 0.039 | ND | | 0.15 | 0.042 | ND | | 0.15 | 0.042 |
| Phenanthrene | 85-01-8 | 100 | 100 | 0.11 | J | 0.12 | 0.023 | 0.16 | | 0.12 | 0.024 | 0.024 | J | 0.11 | 0.022 | 0.36 | | 0.11 | 0.022 | ND | | 0.12 | 0.023 | ND | | 0.12 | 0.023 |
| Phenol | 108-95-2 | 0.33 | 100 | ND | | 0.19 | 0.029 | ND | | 0.2 | 0.03 | ND | | 0.18 | 0.027 | ND | | 0.18 | 0.027 | ND | | 0.19 | 0.029 | ND | | 0.19 | 0.029 |
| Pyrene | 129-00-0 | 100 | 100 | 0.25 | | 0.12 | 0.019 | 0.2 | | 0.12 | 0.02 | 0.1 | J | 0.11 | 0.018 | 0.41 | | 0.11 | 0.018 | 0.026 | J | 0.12 | 0.019 | 0.034 | J | 0.12 | 0.019 |
| Total SVOCs | | | | 1.637 | - | - | - | 1.289 | - | - | - | 0.706 | - | - | - | 2.993 | - | - | - | 0.205 | - | - | - | 0.152 | - | - | - |
| **SEMIVOLATILE ORGANICS BY GC/MS-TIC (mg/kg)** | | | | | | | | | | | | | | | | | | | | | | | | | | | |
| No Tentatively Identified Compounds | | | | - | | - | - | - | | - | - | - | | - | - | - | | - | - | ND | | 0 | 0 | ND | | 0 | 0 |
| Unknown | | | | - | | - | - | - | | - | - | - | | - | - | - | | - | - | - | | - | - | - | | - | - |
| Unknown | | | | - | | - | - | - | | - | - | - | | - | - | - | | - | - | - | | - | - | - | | - | - |
| Unknown | | | | - | | - | - | - | | - | - | - | | - | - | - | | - | - | - | | - | - | - | | - | - |
| Unknown | | | | 0.358 | J | 0 | 0 | - | - | - | - | 0.219 | J | 0 | 0 | - | - | - | - | - | - | - | - | - | - | - | - |
| Unknown | | | | - | | - | - | - | | - | - | - | | - | - | - | | - | - | - | | - | - | - | | - | - |
| Unknown | | | | - | | - | - | - | | - | - | - | | - | - | - | | - | - | - | | - | - | - | | - | - |
| Unknown | | | | - | | - | - | - | | - | - | - | | - | - | - | | - | - | - | | - | - | - | | - | - |
| Unknown Alkane | | | | - | | - | - | - | | - | - | - | | - | - | - | | - | - | - | | - | - | - | | - | - |
| Unknown Alkane | | | | - | | - | - | - | | - | - | - | | - | - | - | | - | - | - | | - | - | - | | - | - |
| Unknown Alkane | | | | - | | - | - | - | | - | - | - | | - | - | - | | - | - | - | | - | - | - | | - | - |
| Unknown Alkane | | | | - | | - | - | - | | - | - | - | | - | - | - | | - | - | - | | - | - | - | | - | - |
| Unknown Alkane | | | | - | | - | - | - | | - | - | - | | - | - | - | | - | - | - | | - | - | - | | - | - |
| Unknown Alkane | | | | - | | - | - | - | | - | - | - | | - | - | - | | - | - | - | | - | - | - | | - | - |
| Unknown Alkane | | | | - | | - | - | - | | - | - | - | | - | - | - | | - | - | - | | - | - | - | | - | - |
| Unknown Alkane | | | | - | | - | - | - | | - | - | - | | - | - | - | | - | - | - | | - | - | - | | - | - |
| Unknown Ketone | | | | - | | - | - | - | | - | - | - | | - | - | - | | - | - | - | | - | - | - | | - | - |
| Unknown Naphthalene | | | | - | | - | - | - | | - | - | - | | - | - | - | | - | - | - | | - | - | - | | - | - |
| Unknown Naphthalene | | | | - | | - | - | - | | - | - | - | | - | - | - | | - | - | - | | - | - | - | | - | - |
| Unknown Naphthalene | | | | - | | - | - | - | | - | - | - | | - | - | - | | - | - | - | | - | - | - | | - | - |
| Unknown Organic Acid | | | | 0.273 | J | 0 | 0 | 0.19 | J | 0 | 0 | 0.195 | J | 0 | 0 | - | | - | - | - | | - | - | - | | - | - |
| Unknown PAH | | | | - | | - | - | - | | - | - | - | | - | - | 0.182 | J | 0 | 0 | - | - | - | - | - | - | - | - |
| Unknown PAH | | | | - | | - | - | - | | - | - | - | | - | - | - | | - | - | - | | - | - | - | | - | - |
| Unknown PAH | | | | - | | - | - | - | | - | - | - | | - | - | - | | - | - | - | | - | - | - | | - | - |
| Unknown PAH | | | | - | | - | - | - | | - | - | - | | - | - | - | | - | - | - | | - | - | - | | - | - |
| Unknown PAH | | | | - | | - | - | - | | - | - | - | | - | - | - | | - | - | - | | - | - | - | | - | - |
| Unknown Thiophene | | | | - | | - | - | - | | - | - | - | | - | - | - | | - | - | - | | - | - | - | | - | - |
| Total TIC Compounds | | | | 0.631 | J | 0 | 0 | 0.19 | J | 0 | 0 | 0.414 | J | 0 | 0 | 0.182 | J | 0 | 0 | - | | - | - | - | | - | - |
| **ORGANOCHLORINE PESTICIDES BY GC (mg/kg)** | | | | | | | | | | | | | | | | | | | | | | | | | | | |
| 4,4'-DDD | 72-54-8 | 0.0033 | 13 | ND | | 0.00182 | 0.000648 | 0.0013 | JP | 0.00188 | 0.000672 | ND | | 0.0017 | 0.000606 | ND | | 0.00168 | 0.0006 | ND | | 0.0018 | 0.00064 | ND | | 0.00184 | 0.000655 |
| 4,4'-DDE | 72-55-9 | 0.0033 | 8.9 | ND | | 0.00182 | 0.00042 | 0.00222 | P | 0.00188 | 0.000436 | ND | | 0.0017 | 0.000393 | ND | | 0.00168 | 0.000389 | 0.000419 | JIP | 0.0018 | 0.000415 | ND | | 0.00184 | 0.000425 |
| 4,4'-DDT | 50-29-3 | 0.0033 | 7.9 | ND | | 0.00182 | 0.00146 | ND | | 0.00188 | 0.00152 | ND | | 0.0017 | 0.00136 | ND | | 0.00168 | 0.00135 | ND | | 0.0018 | 0.00144 | ND | | 0.00184 | 0.00148 |
| Aldrin | 309-00-2 | 0.005 | 0.097 | ND | | 0.00182 | 0.000639 | ND | | 0.00188 | 0.000663 | ND | | 0.0017 | 0.000598 | ND | | 0.00168 | 0.000592 | ND | | 0.0018 | 0.000632 | ND | | 0.00184 | 0.000647 |
| Alpha-BHC | 319-84-6 | 0.02 | 0.48 | ND | | 0.000756 | 0.000215 | ND | | 0.000785 | 0.000223 | ND | | 0.000707 | 0.000201 | ND | | 0.000701 | 0.000199 | ND | | 0.000748 | 0.000212 | ND | | 0.000765 | 0.000217 |
| Beta-BHC | 319-85-7 | 0.036 | 0.36 | ND | | 0.00182 | 0.000688 | ND | | 0.00188 | 0.000714 | ND | | 0.0017 | 0.000644 | ND | | 0.00168 | 0.000638 | ND | | 0.0018 | 0.000681 | ND | | 0.00184 | 0.000696 |
| Chlordane | 57-74-9 | | | ND | | 0.0151 | 0.00601 | ND | | 0.0157 | 0.00624 | ND | | 0.0141 | 0.00562 | ND | | 0.014 | 0.00557 | ND | | 0.015 | 0.00595 | ND | | 0.0153 | 0.00608 |
| cis-Chlordane | 5103-71-9 | 0.094 | 4.2 | ND | | 0.00227 | 0.000632 | ND | | 0.00236 | 0.000656 | ND | | 0.00212 | 0.000591 | ND | | 0.0021 | 0.000586 | 0.0014 | J | 0.00224 | 0.000626 | ND | | 0.0023 | 0.00064 |
| Delta-BHC | 319-86-8 | 0.04 | 100 | ND | | 0.00182 | 0.000356 | ND | | 0.00188 | 0.000369 | ND | | 0.0017 | 0.000332 | ND | | 0.00168 | 0.00033 | ND | | 0.0018 | 0.000352 | ND | | 0.00184 | 0.00036 |
| Dieldrin | 60-57-1 | 0.005 | 0.2 | ND | | 0.00113 | 0.000567 | ND | | 0.00118 | 0.000589 | ND | | 0.00106 | 0.00053 | ND | | 0.00105 | 0.000526 | 0.00129 | IP | 0.00112 | 0.000561 | ND | | 0.00115 | 0.000574 |
| Endosulfan I | 959-98-8 | 2.4 | 24 | ND | | 0.00182 | 0.000429 | ND | | 0.00188 | 0.000445 | ND | | 0.0017 | 0.000401 | ND | | 0.00168 | 0.000398 | ND | | 0.0018 | 0.000424 | ND | | 0.00184 | 0.000434 |
| Endosulfan II | 33213-65-9 | 2.4 | 24 | ND | | 0.00182 | 0.000607 | ND | | 0.00188 | 0.00063 | ND | | 0.0017 | 0.000567 | ND | | 0.00168 | 0.000562 | ND | | 0.0018 | 0.0006 | ND | | 0.00184 | 0.000614 |
| Endosulfan sulfate | 1031-07-8 | 2.4 | 24 | ND | | 0.000756 | 0.00036 | ND | | 0.000785 | 0.000374 | ND | | 0.000707 | 0.000337 | ND | | 0.000701 | 0.000334 | ND | | 0.000748 | 0.000356 | ND | | 0.000765 | 0.000364 |
| Endrin | 72-20-8 | 0.014 | 11 | ND | | 0.000756 | 0.00031 | ND | | 0.000785 | 0.000322 | ND | | 0.000707 | 0.00029 | ND | | 0.000701 | 0.000287 | ND | | 0.000748 | 0.000307 | ND | | 0.000765 | 0.000314 |
| Endrin aldehyde | 7421-93-4 | | | ND | | 0.00227 | 0.000794 | ND | | 0.00236 | 0.000824 | ND | | 0.00212 | 0.000743 | ND | | 0.0021 | 0.000736 | ND | | 0.00224 | 0.000786 | ND | | 0.0023 | 0.000804 |
| Endrin ketone | 53494-70-5 | | | ND | | 0.00182 | 0.000467 | ND | | 0.00188 | 0.000485 | ND | | 0.0017 | 0.000437 | ND | | 0.00168 | 0.000433 | ND | | 0.0018 | 0.000462 | ND | | 0.00184 | 0.000473 |
| Heptachlor | 76-44-8 | 0.042 | 2.1 | ND | | 0.000908 | 0.000407 | ND | | 0.000942 | 0.000422 | ND | | 0.000849 | 0.000381 | ND | | 0.000841 | 0.000377 | ND | | 0.000898 | 0.000402 | ND | | 0.000918 | 0.000412 |
| Heptachlor epoxide | 1024-57-3 | | | ND | | 0.0034 | 0.00102 | ND | | 0.00353 | 0.00106 | ND | | 0.00318 | 0.000955 | ND | | 0.00315 | 0.000946 | ND | | 0.00337 | 0.00101 | ND | | 0.00344 | 0.00103 |
| Lindane | 58-89-9 | 0.1 | 1.3 | ND | | 0.000756 | 0.000338 | ND | | 0.000785 | 0.000351 | ND | | 0.000707 | 0.000316 | ND | | 0.000701 | 0.000313 | ND | | 0.000748 | 0.000334 | ND | | 0.000765 | 0.000342 |
| Methoxychlor | 72-43-5 | | | ND | | 0.0034 | 0.00106 | ND | | 0.00353 | 0.0011 | ND | | 0.00318 | 0.00099 | ND | | 0.00315 | 0.000982 | ND | | 0.00337 | 0.00105 | ND | | 0.00344 | 0.00107 |
| Toxaphene | 8001-35-2 | | | ND | | 0.034 | 0.00953 | ND | | 0.0353 | 0.00989 | ND | | 0.0318 | 0.00891 | ND | | 0.0315 | 0.00883 | ND | | 0.0337 | 0.00943 | ND | | 0.0344 | 0.00964 |
| trans-Chlordane | 5103-74-2 | | | ND | | 0.00227 | 0.000599 | 0.00097 | JIP | 0.00236 | 0.000622 | ND | | 0.00212 | 0.00056 | ND | | 0.0021 | 0.000555 | 0.000652 | JIP | 0.00224 | 0.000593 | ND | | 0.0023 | 0.000606 |

**Table 3.1 - Soil Sample Analytical Results**
**128-158 North Main Street**
**Portchester, New York**
**SESI Project # 12814**

| | | | BORING ID: | SB-201 | | | | SB-202 | | | | SB-202 | | | | SB-203 | | | | SB-204 | | | | SB-205 | | | |
|---|---|---|---|---|---|---|---|---|---|---|---|---|---|---|---|---|---|---|---|---|---|---|---|---|---|---|---|
| | | | SAMPLE ID: | SB-201 (4.5-5) | | | | SB-202 (0.5-1.5) | | | | DUP-SO-20230130 | | | | SB-203 (2-3) | | | | SB-204 (7-7.5) | | | | SB-205 (2.5-3) | | | |
| | | | LAB ID: | L2304283-01 | | | | L2305048-01 | | | | L2305048-08 | | | | L2305048-02 | | | | L2304628-01 | | | | L2304628-02 | | | |
| | | | COLLECTION DATE: | 1/25/2023 | | | | 1/30/2023 | | | | 1/30/2023 | | | | 1/30/2023 | | | | 1/26/2023 | | | | 1/26/2023 | | | |
| | | | SAMPLE DEPTH (FT BGS): | 4.5-5 | | | | 0.5-1.5 | | | | 0.5-1.5 | | | | 2-3 | | | | 7-7.5 | | | | P | | | |
| | | | SAMPLE MATRIX: | SOIL | | | | SOIL | | | | SOIL | | | | SOIL | | | | SOIL | | | | SOIL | | | |
| | | NYSDEC USCOs | NYSDEC RRSCOs | | | | | | | | | | | | | | | | | | | | | | | | |
| **ANALYTE** | **CAS** | | | **Conc** | **Q** | **RL** | **MDL** | **Conc** | **Q** | **RL** | **MDL** | **Conc** | **Q** | **RL** | **MDL** | **Conc** | **Q** | **RL** | **MDL** | **Conc** | **Q** | **RL** | **MDL** | **Conc** | **Q** | **RL** | **MDL** |
| **POLYCHLORINATED BIPHENYLS BY GC (mg/kg)** | | | | | | | | | | | | | | | | | | | | | | | | | | | |
| Aroclor 1016 | 12674-11-2 | 0.1 | 1 | ND | | 0.0384 | 0.00341 | ND | | 0.0382 | 0.00339 | ND | | 0.0362 | 0.00321 | ND | | 0.0352 | 0.00313 | ND | | 0.0368 | 0.00327 | ND | | 0.0379 | 0.00336 |
| Aroclor 1221 | 11104-28-2 | 0.1 | 1 | ND | | 0.0384 | 0.00385 | ND | | 0.0382 | 0.00382 | ND | | 0.0362 | 0.00362 | ND | | 0.0352 | 0.00353 | ND | | 0.0368 | 0.00369 | ND | | 0.0379 | 0.0038 |
| Aroclor 1232 | 11141-16-5 | 0.1 | 1 | ND | | 0.0384 | 0.00814 | ND | | 0.0382 | 0.00809 | ND | | 0.0362 | 0.00767 | ND | | 0.0352 | 0.00747 | ND | | 0.0368 | 0.00781 | ND | | 0.0379 | 0.00804 |
| Aroclor 1242 | 53469-21-9 | 0.1 | 1 | ND | | 0.0384 | 0.00518 | ND | | 0.0382 | 0.00515 | ND | | 0.0362 | 0.00487 | ND | | 0.0352 | 0.00475 | ND | | 0.0368 | 0.00497 | ND | | 0.0379 | 0.00511 |
| Aroclor 1248 | 12672-29-6 | 0.1 | 1 | ND | | 0.0384 | 0.00576 | ND | | 0.0382 | 0.00573 | ND | | 0.0362 | 0.00542 | ND | | 0.0352 | 0.00529 | ND | | 0.0368 | 0.00553 | ND | | 0.0379 | 0.00568 |
| Aroclor 1254 | 11097-69-1 | 0.1 | 1 | ND | | 0.0384 | 0.0042 | ND | | 0.0382 | 0.00418 | ND | | 0.0362 | 0.00396 | ND | | 0.0352 | 0.00386 | ND | | 0.0368 | 0.00403 | ND | | 0.0379 | 0.00415 |
| Aroclor 1260 | 11096-82-5 | 0.1 | 1 | ND | | 0.0384 | 0.00709 | 0.00772 | J | 0.0382 | 0.00706 | ND | | 0.0362 | 0.00668 | ND | | 0.0352 | 0.00652 | ND | | 0.0368 | 0.00681 | ND | | 0.0379 | 0.007 |
| Aroclor 1262 | 37324-23-5 | 0.1 | 1 | ND | | 0.0384 | 0.00488 | ND | | 0.0382 | 0.00485 | ND | | 0.0362 | 0.00459 | ND | | 0.0352 | 0.00448 | ND | | 0.0368 | 0.00468 | ND | | 0.0379 | 0.00481 |
| Aroclor 1268 | 11100-14-4 | 0.1 | 1 | ND | | 0.0384 | 0.00398 | 0.00558 | J | 0.0382 | 0.00396 | ND | | 0.0362 | 0.00375 | 0.007 | J | 0.0352 | 0.00365 | ND | | 0.0368 | 0.00382 | ND | | 0.0379 | 0.00393 |
| PCBs, Total | 1336-36-3 | 0.1 | 1 | ND | | 0.0384 | 0.00341 | 0.0133 | J | 0.0382 | 0.00339 | ND | | 0.0362 | 0.00321 | 0.007 | J | 0.0352 | 0.00313 | ND | | 0.0368 | 0.00327 | ND | | 0.0379 | 0.00336 |
| **TOTAL METALS (mg/kg)** | | | | | | | | | | | | | | | | | | | | | | | | | | | |
| Aluminum, Total | 7429-90-5 | | | 5380 | | 8.86 | 2.39 | 16200 | | 9.12 | 2.46 | 6700 | | 8.31 | 2.24 | 8350 | | 8.4 | 2.27 | 12700 | | 9.06 | 2.44 | 16700 | | 9.13 | 2.46 |
| Antimony, Total | 7440-36-0 | | | ND | | 4.43 | 0.336 | 1.02 | J | 4.56 | 0.347 | 0.491 | J | 4.15 | 0.316 | 0.675 | J | 4.2 | 0.319 | ND | | 4.53 | 0.344 | ND | | 4.56 | 0.347 |
| Arsenic, Total | 7440-38-2 | 13 | 16 | 1.85 | | 0.886 | 0.184 | 4.23 | | 0.912 | 0.19 | 1.52 | | 0.831 | 0.173 | 2.46 | | 0.84 | 0.175 | 6.32 | | 0.906 | 0.188 | 3.91 | | 0.913 | 0.19 |
| Barium, Total | 7440-39-3 | 350 | 400 | 26.1 | | 0.886 | 0.154 | 149 | | 0.912 | 0.159 | 37.6 | | 0.831 | 0.144 | 33 | | 0.84 | 0.146 | 98.6 | | 0.906 | 0.158 | 66.3 | | 0.913 | 0.159 |
| Beryllium, Total | 7440-41-7 | 7.2 | 72 | 0.192 | J | 0.443 | 0.029 | 0.82 | | 0.456 | 0.03 | 0.216 | J | 0.415 | 0.027 | 0.326 | J | 0.42 | 0.028 | 0.085 | J | 0.453 | 0.03 | 0.301 | J | 0.456 | 0.03 |
| Cadmium, Total | 7440-43-9 | 2.5 | 4.3 | 0.242 | J | 0.886 | 0.087 | 0.095 | J | 0.912 | 0.089 | ND | | 0.831 | 0.081 | ND | | 0.84 | 0.082 | 0.224 | J | 0.906 | 0.089 | ND | | 0.913 | 0.089 |
| Calcium, Total | 7440-70-2 | | | 1480 | | 8.86 | 3.1 | 3080 | | 9.12 | 3.19 | 11900 | | 8.31 | 2.91 | 1740 | | 8.4 | 2.94 | 17200 | | 9.06 | 3.17 | 1250 | | 9.13 | 3.19 |
| Chromium, Total | 7440-47-3 | | | 10.9 | | 0.886 | 0.085 | 30.4 | | 0.912 | 0.088 | 10.3 | | 0.831 | 0.08 | 11 | | 0.84 | 0.081 | 20.9 | | 0.906 | 0.087 | 19.2 | | 0.913 | 0.088 |
| Cobalt, Total | 7440-48-4 | | | 4.66 | | 1.77 | 0.147 | 6.76 | | 1.82 | 0.151 | 5.77 | | 1.66 | 0.138 | 4.76 | | 1.68 | 0.139 | 9.15 | | 1.81 | 0.15 | 11 | | 1.82 | 0.152 |
| Copper, Total | 7440-50-8 | 50 | 270 | 15.5 | | 0.886 | 0.228 | 13.3 | | 0.912 | 0.235 | 16.8 | | 0.831 | 0.214 | 9.27 | | 0.84 | 0.217 | 21.6 | | 0.906 | 0.234 | 13.4 | | 0.913 | 0.235 |
| Iron, Total | 7439-89-6 | | | 9780 | | 4.43 | 0.8 | 17500 | | 4.56 | 0.824 | 12200 | | 4.15 | 0.75 | 11600 | | 4.2 | 0.759 | 19100 | | 4.53 | 0.818 | 21300 | | 4.56 | 0.824 |
| Lead, Total | 7439-92-1 | 63 | 400 | 12.6 | | 4.43 | 0.237 | 36.1 | | 4.56 | 0.244 | 5.22 | | 4.15 | 0.223 | 60.1 | | 4.2 | 0.225 | 310 | | 2.31 | 0.124 | 11 | | 2.33 | 0.125 |
| Magnesium, Total | 7439-95-4 | | | 1900 | | 8.86 | 1.36 | 4350 | | 9.12 | 1.4 | 8750 | | 8.31 | 1.28 | 2560 | | 8.4 | 1.29 | 5250 | | 9.06 | 1.39 | 3100 | | 9.13 | 1.4 |
| Manganese, Total | 7439-96-5 | 1600 | 2000 | 157 | | 0.886 | 0.141 | 368 | | 0.912 | 0.145 | 176 | | 0.831 | 0.132 | 171 | | 0.84 | 0.134 | 478 | | 0.906 | 0.144 | 639 | | 0.913 | 0.145 |
| Mercury, Total | 7439-97-6 | 0.18 | 0.81 | ND | | 0.076 | 0.05 | 0.166 | | 0.076 | 0.05 | ND | | 0.069 | 0.045 | 1.61 | | 0.069 | 0.045 | 0.45 | | 0.074 | 0.048 | 0.074 | J | 0.08 | 0.052 |
| Nickel, Total | 7440-02-0 | 30 | 310 | 9.17 | | 2.21 | 0.214 | 16.2 | | 2.28 | 0.221 | 14.7 | | 2.08 | 0.201 | 8.32 | | 2.1 | 0.203 | 19.2 | | 2.26 | 0.219 | 16 | | 2.28 | 0.221 |
| Potassium, Total | 7440-09-7 | | | 913 | | 221 | 12.8 | 616 | | 228 | 13.1 | 1190 | | 208 | 12 | 574 | | 210 | 12.1 | 1440 | | 226 | 13 | 805 | | 228 | 13.1 |
| Selenium, Total | 7782-49-2 | 3.9 | 180 | ND | | 1.77 | 0.228 | ND | | 1.82 | 0.235 | ND | | 1.66 | 0.214 | ND | | 1.68 | 0.217 | 0.998 | J | 1.81 | 0.234 | 0.939 | J | 1.82 | 0.235 |
| Silver, Total | 7440-22-4 | 2 | 180 | ND | | 0.443 | 0.251 | ND | | 0.456 | 0.258 | ND | | 0.415 | 0.235 | ND | | 0.42 | 0.238 | ND | | 0.453 | 0.256 | ND | | 0.456 | 0.258 |
| Sodium, Total | 7440-23-5 | | | 86.3 | J | 177 | 2.79 | 171 | J | 182 | 2.87 | 99.2 | J | 166 | 2.62 | 53.7 | J | 168 | 2.65 | 214 | | 181 | 2.85 | 144 | J | 182 | 2.88 |
| Thallium, Total | 7440-28-0 | | | ND | | 1.77 | 0.279 | 0.294 | J | 1.82 | 0.287 | 0.278 | J | 1.66 | 0.262 | ND | | 1.68 | 0.265 | ND | | 1.81 | 0.285 | ND | | 1.82 | 0.288 |
| Vanadium, Total | 7440-62-2 | | | 15 | | 0.886 | 0.18 | 31.3 | | 0.912 | 0.185 | 23.6 | | 0.831 | 0.169 | 17.7 | | 0.84 | 0.17 | 25.3 | | 0.906 | 0.184 | 30.9 | | 0.913 | 0.185 |
| Zinc, Total | 7440-66-6 | 109 | 10000 | 45.9 | | 4.43 | 0.26 | 53.5 | | 4.56 | 0.267 | 32.2 | | 4.15 | 0.243 | 47.8 | | 4.2 | 0.246 | 123 | | 4.53 | 0.265 | 44.1 | | 4.56 | 0.267 |
| **GENERAL CHEMISTRY (mg/kg)** | | | | | | | | | | | | | | | | | | | | | | | | | | | |
| Cyanide, Total | 57-12-5 | 27 | 27 | ND | | 1.1 | 0.24 | ND | | 1.1 | 0.24 | ND | | 1 | 0.22 | ND | | 1 | 0.22 | ND | | 1.1 | 0.24 | ND | | 1.1 | 0.24 |
| Solids, Total | NONE | | | 85.4 | | 0.1 | NA | 83.3 | | 0.1 | NA | 90.9 | | 0.1 | NA | 91.2 | | 0.1 | NA | 86 | | 0.1 | NA | 85 | | 0.1 | NA |

* Comparison is not performed on parameters with non-numeric criteria.

**Table 3.1 - Soil Sample Analytical Results**
**128-158 North Main Street**
**Portchester, New York**
**SESI Project # 12814**

| | | | BORING ID: | SB-206 | | | | SB-207 | | | | SB-208 | | | | SB-209 | | | | SB-210 | | | | SB-211 | | | |
|---|---|---|---|---|---|---|---|---|---|---|---|---|---|---|---|---|---|---|---|---|---|---|---|---|---|---|---|
| | | | SAMPLE ID: | SB-206 (5.5-6) | | | | SB-207 (8.5-9) | | | | SB-208 (2.5-3) | | | | SB-209 (2.5-3) | | | | SB-210 (1-1.5) | | | | SB-211 (2-3) | | | |
| | | | LAB ID: | L2304628-03 | | | | L2304831-01 | | | | L2304831-02 | | | | L2304831-03 | | | | L2305237-01 | | | | L2305048-03 | | | |
| | | | COLLECTION DATE: | 1/26/2023 | | | | 1/27/2023 | | | | 1/27/2023 | | | | 1/27/2023 | | | | 1/31/2023 | | | | 1/30/2023 | | | |
| | | | SAMPLE DEPTH (FT BGS): | 5.5-6 | | | | 8.5-9 | | | | 2.5-3 | | | | 2.5-3 | | | | 1-1.5 | | | | 2-3 | | | |
| | | | SAMPLE MATRIX: | SOIL | | | | SOIL | | | | SOIL | | | | SOIL | | | | SOIL | | | | SOIL | | | |
| ANALYTE | CAS | NYSDEC USCOs | NYSDEC RRSCOs | Conc | Q | RL | MDL | Conc | Q | RL | MDL | Conc | Q | RL | MDL | Conc | Q | RL | MDL | Conc | Q | RL | MDL | Conc | Q | RL | MDL |
| **VOLATILE ORGANICS BY EPA 5035-TIC (mg/kg)** | | | | | | | | | | | | | | | | | | | | | | | | | | | |
| 1,1,1,2-Tetrachloroethane | 630-20-6 | | | ND | | 0.00053 | 0.00014 | ND | | 0.00059 | 0.00016 | ND | | 0.0007 | 0.00018 | - | | - | - | ND | | 0.00051 | 0.00013 | ND | | 0.00065 | 0.00017 |
| 1,1,1-Trichloroethane | 71-55-6 | 0.68 | 100 | ND | | 0.00053 | 0.00018 | ND | | 0.00059 | 0.0002 | ND | | 0.0007 | 0.00023 | - | | - | - | ND | | 0.00051 | 0.00017 | ND | | 0.00065 | 0.00022 |
| 1,1,2,2-Tetrachloroethane | 79-34-5 | | | ND | | 0.00053 | 0.00018 | ND | | 0.00059 | 0.0002 | ND | | 0.0007 | 0.00023 | - | | - | - | ND | | 0.00051 | 0.00017 | ND | | 0.00065 | 0.00021 |
| 1,1,2-Trichloroethane | 79-00-5 | | | ND | | 0.0011 | 0.00028 | ND | | 0.0012 | 0.00032 | ND | | 0.0014 | 0.00038 | - | | - | - | ND | | 0.001 | 0.00027 | ND | | 0.0013 | 0.00034 |
| 1,1-Dichloroethane | 75-34-3 | 0.27 | 26 | ND | | 0.0011 | 0.00015 | ND | | 0.0012 | 0.00017 | ND | | 0.0014 | 0.0002 | - | | - | - | ND | | 0.001 | 0.00015 | ND | | 0.0013 | 0.00019 |
| 1,1-Dichloroethene | 75-35-4 | 0.33 | 100 | ND | | 0.0011 | 0.00025 | ND | | 0.0012 | 0.00028 | ND | | 0.0014 | 0.00033 | - | | - | - | ND | | 0.001 | 0.00024 | ND | | 0.0013 | 0.00031 |
| 1,1-Dichloropropene | 563-58-6 | | | ND | | 0.00053 | 0.00017 | ND | | 0.00059 | 0.00019 | ND | | 0.0007 | 0.00022 | - | | - | - | ND | | 0.00051 | 0.00016 | ND | | 0.00065 | 0.0002 |
| 1,2,3-Trichlorobenzene | 87-61-6 | | | ND | | 0.0021 | 0.00034 | ND | | 0.0024 | 0.00038 | ND | | 0.0028 | 0.00045 | - | | - | - | ND | | 0.002 | 0.00033 | ND | | 0.0026 | 0.00042 |
| 1,2,3-Trichloropropane | 96-18-4 | | | ND | | 0.0021 | 0.00014 | ND | | 0.0024 | 0.00015 | ND | | 0.0028 | 0.00018 | - | | - | - | ND | | 0.002 | 0.00013 | ND | | 0.0026 | 0.00016 |
| 1,2,4,5-Tetramethylbenzene | 95-93-2 | | | ND | | 0.0021 | 0.0002 | 0.057 | | 0.0024 | 0.00022 | 0.0094 | | 0.0028 | 0.00027 | - | | - | - | ND | | 0.002 | 0.00019 | ND | | 0.0026 | 0.00025 |
| 1,2,4-Trichlorobenzene | 120-82-1 | | | ND | | 0.0021 | 0.00029 | ND | | 0.0024 | 0.00032 | ND | | 0.0028 | 0.00038 | - | | - | - | ND | | 0.002 | 0.00028 | ND | | 0.0026 | 0.00035 |
| 1,2,4-Trimethylbenzene | 95-63-6 | 3.6 | 52 | ND | | 0.0021 | 0.00036 | 0.14 | | 0.0024 | 0.00039 | 0.015 | | 0.0028 | 0.00047 | - | | - | - | ND | | 0.002 | 0.00034 | ND | | 0.0026 | 0.00043 |
| 1,2-Dibromo-3-chloropropane | 96-12-8 | | | ND | | 0.0032 | 0.0011 | ND | | 0.0035 | 0.0012 | ND | | 0.0042 | 0.0014 | - | | - | - | ND | | 0.003 | 0.001 | ND | | 0.0039 | 0.0013 |
| 1,2-Dibromoethane | 106-93-4 | | | ND | | 0.0011 | 0.0003 | ND | | 0.0012 | 0.00033 | ND | | 0.0014 | 0.00039 | - | | - | - | ND | | 0.001 | 0.00028 | ND | | 0.0013 | 0.00036 |
| 1,2-Dichlorobenzene | 95-50-1 | 1.1 | 100 | ND | | 0.0021 | 0.00015 | 0.0088 | | 0.0024 | 0.00017 | ND | | 0.0028 | 0.0002 | - | | - | - | ND | | 0.002 | 0.00014 | ND | | 0.0026 | 0.00019 |
| 1,2-Dichloroethane | 107-06-2 | 0.02 | 3.1 | ND | | 0.0011 | 0.00027 | ND | | 0.0012 | 0.0003 | ND | | 0.0014 | 0.00036 | - | | - | - | ND | | 0.001 | 0.00026 | ND | | 0.0013 | 0.00033 |
| 1,2-Dichloroethene, Total | 540-59-0 | | | ND | | 0.0011 | 0.00015 | ND | | 0.0012 | 0.00016 | ND | | 0.0014 | 0.00019 | - | | - | - | ND | | 0.001 | 0.00014 | ND | | 0.0013 | 0.00018 |
| 1,2-Dichloropropane | 78-87-5 | | | ND | | 0.0011 | 0.00013 | ND | | 0.0012 | 0.00015 | ND | | 0.0014 | 0.00018 | - | | - | - | ND | | 0.001 | 0.00013 | ND | | 0.0013 | 0.00016 |
| 1,3,5-Trimethylbenzene | 108-67-8 | 8.4 | 52 | ND | | 0.0021 | 0.00021 | 0.12 | | 0.0024 | 0.00023 | 0.0068 | | 0.0028 | 0.00027 | - | | - | - | ND | | 0.002 | 0.0002 | ND | | 0.0026 | 0.00025 |
| 1,3-Dichlorobenzene | 541-73-1 | 2.4 | 49 | ND | | 0.0021 | 0.00016 | ND | | 0.0024 | 0.00017 | ND | | 0.0028 | 0.00021 | - | | - | - | ND | | 0.002 | 0.00015 | ND | | 0.0026 | 0.00019 |
| 1,3-Dichloropropane | 142-28-9 | | | ND | | 0.0021 | 0.00018 | ND | | 0.0024 | 0.0002 | ND | | 0.0028 | 0.00023 | - | | - | - | ND | | 0.002 | 0.00017 | ND | | 0.0026 | 0.00022 |
| 1,3-Dichloropropene, Total | 542-75-6 | | | ND | | 0.00053 | 0.00017 | ND | | 0.00059 | 0.00019 | ND | | 0.0007 | 0.00022 | - | | - | - | ND | | 0.00051 | 0.00016 | ND | | 0.00065 | 0.0002 |
| 1,4-Dichlorobenzene | 106-46-7 | 1.8 | 13 | ND | | 0.0021 | 0.00018 | 0.0035 | | 0.0024 | 0.0002 | ND | | 0.0028 | 0.00024 | - | | - | - | ND | | 0.002 | 0.00017 | ND | | 0.0026 | 0.00022 |
| 1,4-Dioxane | 123-91-1 | 0.1 | 13 | ND | | 0.085 | 0.037 | ND | | 0.094 | 0.041 | ND | | 0.11 | 0.049 | - | | - | - | ND | | 0.081 | 0.036 | ND | | 0.1 | 0.045 |
| 2,2-Dichloropropane | 594-20-7 | | | ND | | 0.0021 | 0.00022 | ND | | 0.0024 | 0.00024 | ND | | 0.0028 | 0.00028 | - | | - | - | ND | | 0.002 | 0.0002 | ND | | 0.0026 | 0.00026 |
| 2-Butanone | 78-93-3 | 0.12 | 100 | ND | | 0.011 | 0.0024 | ND | | 0.012 | 0.0026 | ND | | 0.014 | 0.0031 | - | | - | - | ND | | 0.01 | 0.0022 | ND | | 0.013 | 0.0029 |
| 2-Hexanone | 591-78-6 | | | ND | | 0.011 | 0.0013 | ND | | 0.012 | 0.0014 | ND | | 0.014 | 0.0016 | - | | - | - | ND | | 0.01 | 0.0012 | ND | | 0.013 | 0.0015 |
| 4-Methyl-2-pentanone | 108-10-1 | | | ND | | 0.011 | 0.0014 | ND | | 0.012 | 0.0015 | ND | | 0.014 | 0.0018 | - | | - | - | ND | | 0.01 | 0.0013 | ND | | 0.013 | 0.0016 |
| Acetone | 67-64-1 | 0.05 | 100 | 0.0085 | J | 0.011 | 0.0051 | 0.071 | | 0.012 | 0.0057 | 0.014 | | 0.014 | 0.0068 | - | | - | - | 0.0068 | J | 0.01 | 0.0049 | ND | | 0.013 | 0.0062 |
| Acrylonitrile | 107-13-1 | | | ND | | 0.0043 | 0.0012 | ND | | 0.0047 | 0.0014 | ND | | 0.0056 | 0.0016 | - | | - | - | ND | | 0.004 | 0.0012 | ND | | 0.0052 | 0.0015 |
| Benzene | 71-43-2 | 0.06 | 4.8 | ND | | 0.00053 | 0.00018 | ND | | 0.00059 | 0.0002 | 0.00024 | J | 0.0007 | 0.00023 | - | | - | - | ND | | 0.00051 | 0.00017 | ND | | 0.00065 | 0.00021 |
| Bromobenzene | 108-86-1 | | | ND | | 0.0021 | 0.00015 | ND | | 0.0024 | 0.00017 | ND | | 0.0028 | 0.0002 | - | | - | - | ND | | 0.002 | 0.00015 | ND | | 0.0026 | 0.00019 |
| Bromochloromethane | 74-97-5 | | | ND | | 0.0021 | 0.00022 | ND | | 0.0024 | 0.00024 | ND | | 0.0028 | 0.00029 | - | | - | - | ND | | 0.002 | 0.00021 | ND | | 0.0026 | 0.00026 |
| Bromodichloromethane | 75-27-4 | | | ND | | 0.00053 | 0.00012 | ND | | 0.00059 | 0.00013 | ND | | 0.0007 | 0.00015 | - | | - | - | ND | | 0.00051 | 0.00011 | ND | | 0.00065 | 0.00014 |
| Bromoform | 75-25-2 | | | ND | | 0.0043 | 0.00026 | ND | | 0.0047 | 0.00029 | ND | | 0.0056 | 0.00034 | - | | - | - | ND | | 0.004 | 0.00025 | ND | | 0.0052 | 0.00032 |
| Bromomethane | 74-83-9 | | | ND | | 0.0021 | 0.00062 | ND | | 0.0024 | 0.00068 | ND | | 0.0028 | 0.00082 | - | | - | - | ND | | 0.002 | 0.00059 | ND | | 0.0026 | 0.00075 |
| Carbon disulfide | 75-15-0 | | | ND | | 0.011 | 0.0049 | ND | | 0.012 | 0.0054 | ND | | 0.014 | 0.0064 | - | | - | - | ND | | 0.01 | 0.0046 | ND | | 0.013 | 0.0059 |
| Carbon tetrachloride | 56-23-5 | 0.76 | 2.4 | ND | | 0.0011 | 0.00024 | ND | | 0.0012 | 0.00027 | ND | | 0.0014 | 0.00032 | - | | - | - | ND | | 0.001 | 0.00023 | ND | | 0.0013 | 0.0003 |
| Chlorobenzene | 108-90-7 | 1.1 | 100 | ND | | 0.00053 | 0.00014 | ND | | 0.00059 | 0.00015 | ND | | 0.0007 | 0.00018 | - | | - | - | ND | | 0.00051 | 0.00013 | ND | | 0.00065 | 0.00016 |
| Chloroethane | 75-00-3 | | | ND | | 0.0021 | 0.00048 | ND | | 0.0024 | 0.00053 | ND | | 0.0028 | 0.00064 | - | | - | - | ND | | 0.002 | 0.00046 | ND | | 0.0026 | 0.00058 |
| Chloroform | 67-66-3 | 0.37 | 49 | ND | | 0.0016 | 0.00015 | ND | | 0.0018 | 0.00016 | ND | | 0.0021 | 0.0002 | - | | - | - | ND | | 0.0015 | 0.00014 | 0.013 | | 0.0019 | 0.00018 |
| Chloromethane | 74-87-3 | | | ND | | 0.0043 | 0.001 | ND | | 0.0047 | 0.0011 | ND | | 0.0056 | 0.0013 | - | | - | - | ND | | 0.004 | 0.00094 | ND | | 0.0052 | 0.0012 |
| cis-1,2-Dichloroethene | 156-59-2 | 0.25 | 100 | ND | | 0.0011 | 0.00019 | ND | | 0.0012 | 0.00021 | ND | | 0.0014 | 0.00025 | - | | - | - | ND | | 0.001 | 0.00018 | ND | | 0.0013 | 0.00023 |
| cis-1,3-Dichloropropene | 10061-01-5 | | | ND | | 0.00053 | 0.00017 | ND | | 0.00059 | 0.00019 | ND | | 0.0007 | 0.00022 | - | | - | - | ND | | 0.00051 | 0.00016 | ND | | 0.00065 | 0.0002 |
| Dibromochloromethane | 124-48-1 | | | ND | | 0.0011 | 0.00015 | ND | | 0.0012 | 0.00016 | ND | | 0.0014 | 0.0002 | - | | - | - | ND | | 0.001 | 0.00014 | ND | | 0.0013 | 0.00018 |
| Dibromomethane | 74-95-3 | | | ND | | 0.0021 | 0.00025 | ND | | 0.0024 | 0.00028 | ND | | 0.0028 | 0.00033 | - | | - | - | ND | | 0.002 | 0.00024 | ND | | 0.0026 | 0.00031 |
| Dichlorodifluoromethane | 75-71-8 | | | ND | | 0.011 | 0.00098 | ND | | 0.012 | 0.0011 | ND | | 0.014 | 0.0013 | - | | - | - | ND | | 0.01 | 0.00093 | ND | | 0.013 | 0.0012 |
| Ethyl ether | 60-29-7 | | | ND | | 0.0021 | 0.00036 | ND | | 0.0024 | 0.0004 | ND | | 0.0028 | 0.00048 | - | | - | - | ND | | 0.002 | 0.00034 | ND | | 0.0026 | 0.00044 |
| Ethylbenzene | 100-41-4 | 1 | 41 | ND | | 0.0011 | 0.00015 | 0.0094 | | 0.0012 | 0.00017 | 0.00048 | J | 0.0014 | 0.0002 | - | | - | - | ND | | 0.001 | 0.00014 | ND | | 0.0013 | 0.00018 |
| Hexachlorobutadiene | 87-68-3 | | | ND | | 0.0043 | 0.00018 | ND | | 0.0047 | 0.0002 | ND | | 0.0056 | 0.00024 | - | | - | - | ND | | 0.004 | 0.00017 | ND | | 0.0052 | 0.00022 |
| Isopropylbenzene | 98-82-8 | | | ND | | 0.0011 | 0.00012 | 0.042 | | 0.0012 | 0.00013 | 0.00041 | J | 0.0014 | 0.00015 | - | | - | - | ND | | 0.001 | 0.00011 | ND | | 0.0013 | 0.00014 |
| Methyl tert butyl ether | 1634-04-4 | 0.93 | 100 | ND | | 0.0021 | 0.00021 | ND | | 0.0024 | 0.00024 | ND | | 0.0028 | 0.00028 | - | | - | - | ND | | 0.002 | 0.0002 | ND | | 0.0026 | 0.00026 |
| Methylene chloride | 75-09-2 | 0.05 | 100 | ND | | 0.0053 | 0.0024 | ND | | 0.0059 | 0.0027 | ND | | 0.007 | 0.0032 | - | | - | - | ND | | 0.0051 | 0.0023 | ND | | 0.0065 | 0.003 |
| n-Butylbenzene | 104-51-8 | 12 | 100 | ND | | 0.0011 | 0.00018 | 0.099 | | 0.0012 | 0.0002 | 0.0014 | | 0.0014 | 0.00023 | - | | - | - | ND | | 0.001 | 0.00017 | ND | | 0.0013 | 0.00022 |
| n-Propylbenzene | 103-65-1 | 3.9 | 100 | ND | | 0.0011 | 0.00018 | 0.099 | | 0.0012 | 0.0002 | 0.00082 | J | 0.0014 | 0.00024 | - | | - | - | ND | | 0.001 | 0.00017 | ND | | 0.0013 | 0.00022 |
| Naphthalene | 91-20-3 | 12 | 100 | ND | | 0.0043 | 0.00069 | 0.0054 | | 0.0047 | 0.00077 | 0.02 | | 0.0056 | 0.00091 | - | | - | - | ND | | 0.004 | 0.00066 | ND | | 0.0052 | 0.00084 |
| **VOLATILE ORGANICS BY EPA 5035-TIC (mg/kg)** | | | | | | | | | | | | | | | | | | | | | | | | | | | |
| o-Chlorotoluene | 95-49-8 | | | ND | | 0.0021 | 0.0002 | ND | | 0.0024 | 0.00022 | ND | | 0.0028 | 0.00027 | - | | - | - | ND | | 0.002 | 0.00019 | ND | | 0.0026 | 0.00025 |
| o-Xylene | 95-47-6 | | | ND | | 0.0011 | 0.00031 | 0.045 | | 0.0012 | 0.00034 | 0.002 | | 0.0014 | 0.00041 | - | | - | - | ND | | 0.001 | 0.00029 | ND | | 0.0013 | 0.00038 |
| p-Chlorotoluene | 106-43-4 | | | ND | | 0.0021 | 0.00012 | ND | | 0.0024 | 0.00013 | ND | | 0.0028 | 0.00015 | - | | - | - | ND | | 0.002 | 0.00011 | ND | | 0.0026 | 0.00014 |
| p-Diethylbenzene | 105-05-5 | | | ND | | 0.0021 | 0.00019 | 0.053 | | 0.0024 | 0.00021 | ND | | 0.0028 | 0.00025 | - | | - | - | ND | | 0.002 | 0.00018 | ND | | 0.0026 | 0.00023 |
| p-Ethyltoluene | 622-96-8 | | | ND | | 0.0021 | 0.00041 | 0.3 | | 0.0024 | 0.00045 | 0.0052 | | 0.0028 | 0.00054 | - | | - | - | ND | | 0.002 | 0.00039 | ND | | 0.0026 | 0.0005 |
| p-Isopropyltoluene | 99-87-6 | | | ND | | 0.0011 | 0.00012 | 0.038 | | 0.0012 | 0.00013 | 0.0018 | | 0.0014 | 0.00015 | - | | - | - | ND | | 0.001 | 0.00011 | ND | | 0.0013 | 0.00014 |
| p/m-Xylene | 179601-23-1 | | | ND | | 0.0021 | 0.0006 | 0.019 | | 0.0024 | 0.00066 | 0.0033 | | 0.0028 | 0.00079 | - | | - | - | ND | | 0.002 | 0.00057 | ND | | 0.0026 | 0.00072 |
| sec-Butylbenzene | 135-98-8 | 11 | 100 | ND | | 0.0011 | 0.00016 | 0.048 | | 0.0012 | 0.00017 | 0.00091 | J | 0.0014 | 0.0002 | - | | - | - | ND | | 0.001 | 0.00015 | ND | | 0.0013 | 0.00019 |
| Styrene | 100-42-5 | | | 0.00022 | J | 0.0011 | 0.00021 | 0.00028 | J | 0.0012 | 0.00023 | ND | | 0.0014 | 0.00028 | - | | - | - | 0.00022 | J | 0.001 | 0.0002 | ND | | 0.0013 | 0.00025 |

**Table 3.1 - Soil Sample Analytical Results**
**128-158 North Main Street**
**Portchester, New York**
**SESI Project # 12814**

| | | | BORING ID: | SB-206 | | | | SB-207 | | | | SB-208 | | | | SB-209 | | | | SB-210 | | | | SB-211 | | | |
|---|---|---|---|---|---|---|---|---|---|---|---|---|---|---|---|---|---|---|---|---|---|---|---|---|---|---|---|
| | | | SAMPLE ID: | SB-206 (5.5-6) | | | | SB-207 (8.5-9) | | | | SB-208 (2.5-3) | | | | SB-209 (2.5-3) | | | | SB-210 (1-1.5) | | | | SB-211 (2-3) | | | |
| | | | LAB ID: | L2304628-03 | | | | L2304831-01 | | | | L2304831-02 | | | | L2304831-03 | | | | L2305237-01 | | | | L2305048-03 | | | |
| | | | COLLECTION DATE: | 1/26/2023 | | | | 1/27/2023 | | | | 1/27/2023 | | | | 1/27/2023 | | | | 1/31/2023 | | | | 1/30/2023 | | | |
| | | | SAMPLE DEPTH (FT BGS): | 5.5-6 | | | | 8.5-9 | | | | 2.5-3 | | | | 2.5-3 | | | | 1-1.5 | | | | 2-3 | | | |
| | | | SAMPLE MATRIX: | SOIL | | | | SOIL | | | | SOIL | | | | SOIL | | | | SOIL | | | | SOIL | | | |
| **ANALYTE** | **CAS** | **NYSDEC USCOs** | **NYSDEC RRSCOs** | **Conc** | **Q** | **RL** | **MDL** | **Conc** | **Q** | **RL** | **MDL** | **Conc** | **Q** | **RL** | **MDL** | **Conc** | **Q** | **RL** | **MDL** | **Conc** | **Q** | **RL** | **MDL** | **Conc** | **Q** | **RL** | **MDL** |
| tert-Butylbenzene | 98-06-6 | 5.9 | 100 | ND | | 0.0021 | 0.00013 | 0.0028 | | 0.0024 | 0.00014 | ND | | 0.0028 | 0.00016 | - | | - | - | ND | | 0.002 | 0.00012 | ND | | 0.0026 | 0.00015 |
| Tetrachloroethene | 127-18-4 | 1.3 | 19 | ND | | 0.00053 | 0.00021 | ND | | 0.00059 | 0.00023 | ND | | 0.0007 | 0.00028 | - | | - | - | ND | | 0.00051 | 0.0002 | ND | | 0.00065 | 0.00025 |
| Toluene | 108-88-3 | 0.7 | 100 | ND | | 0.0011 | 0.00058 | 0.0015 | | 0.0012 | 0.00064 | 0.003 | | 0.0014 | 0.00076 | - | | - | - | 0.0025 | | 0.001 | 0.00055 | ND | | 0.0013 | 0.0007 |
| trans-1,2-Dichloroethene | 156-60-5 | 0.19 | 100 | ND | | 0.0016 | 0.00015 | ND | | 0.0018 | 0.00016 | ND | | 0.0021 | 0.00019 | - | | - | - | ND | | 0.0015 | 0.00014 | ND | | 0.0019 | 0.00018 |
| trans-1,3-Dichloropropene | 10061-02-6 | | | ND | | 0.0011 | 0.00029 | ND | | 0.0012 | 0.00032 | ND | | 0.0014 | 0.00038 | - | | - | - | ND | | 0.001 | 0.00028 | ND | | 0.0013 | 0.00035 |
| trans-1,4-Dichloro-2-butene | 110-57-6 | | | ND | | 0.0053 | 0.0015 | ND | | 0.0059 | 0.0017 | ND | | 0.007 | 0.002 | - | | - | - | ND | | 0.0051 | 0.0014 | ND | | 0.0065 | 0.0018 |
| Trichloroethene | 79-01-6 | 0.47 | 21 | ND | | 0.00053 | 0.00015 | ND | | 0.00059 | 0.00016 | ND | | 0.0007 | 0.00019 | - | | - | - | ND | | 0.00051 | 0.00014 | ND | | 0.00065 | 0.00018 |
| Trichlorofluoromethane | 75-69-4 | | | ND | | 0.0043 | 0.00074 | ND | | 0.0047 | 0.00082 | ND | | 0.0056 | 0.00098 | - | | - | - | ND | | 0.004 | 0.0007 | ND | | 0.0052 | 0.0009 |
| Vinyl acetate | 108-05-4 | | | ND | | 0.011 | 0.0023 | ND | | 0.012 | 0.0025 | ND | | 0.014 | 0.003 | - | | - | - | ND | | 0.01 | 0.0022 | ND | | 0.013 | 0.0028 |
| Vinyl chloride | 75-01-4 | 0.02 | 0.9 | ND | | 0.0011 | 0.00036 | ND | | 0.0012 | 0.0004 | ND | | 0.0014 | 0.00047 | - | | - | - | ND | | 0.001 | 0.00034 | ND | | 0.0013 | 0.00043 |
| Xylenes, Total | 1330-20-7 | 0.26 | 100 | ND | | 0.0011 | 0.00031 | 0.064 | | 0.0012 | 0.00034 | 0.0053 | | 0.0014 | 0.00041 | - | | - | - | ND | | 0.001 | 0.00029 | ND | | 0.0013 | 0.00038 |
| Total VOCs | | | | 0.00872 | - | - | - | 1.16268 | - | - | - | 0.08476 | - | - | - | - | - | - | - | 0.00952 | - | - | - | 0.013 | - | - | - |
| **VOLATILE ORGANICS BY EPA 5035-TIC (mg/kg)** | | | | | | | | | | | | | | | | | | | | | | | | | | | |
| 1-Phenyl-1-butene | 000824-90-8 | | | - | | - | - | - | | - | - | 0.0572 | NJ | 0 | 0 | - | - | - | - | - | - | - | - | - | - | - | - |
| Cyclohexane, methyl- | 000108-87-2 | | | - | | - | - | 0.208 | NJ | 0 | 0 | - | - | - | - | - | - | - | - | - | - | - | - | - | - | - | - |
| Dodecane (C12) | 000112-40-3 | | | - | | - | - | 0.18 | NJ | 0 | 0 | 0.0589 | NJ | 0 | 0 | - | - | - | - | - | - | - | - | - | - | - | - |
| Heptane | 000142-82-5 | | | - | | - | - | 0.221 | NJ | 0 | 0 | - | - | - | - | - | - | - | - | - | - | - | - | - | - | - | - |
| Heptane, 2-methyl- | 000592-27-8 | | | - | | - | - | 0.208 | NJ | 0 | 0 | - | - | - | - | - | - | - | - | - | - | - | - | - | - | - | - |
| Heptane, 3-methyl- | 000589-81-1 | | | - | | - | - | 0.0981 | NJ | 0 | 0 | - | - | - | - | - | - | - | - | - | - | - | - | - | - | - | - |
| No Tentatively Identified Compounds | | | | - | | - | - | - | | - | - | - | | - | - | - | | - | - | ND | | 0 | 0 | - | | - | - |
| Octane | 000111-65-9 | | | - | | - | - | 0.439 | NJ | 0 | 0 | - | - | - | - | - | - | - | - | - | - | - | - | - | - | - | - |
| Unknown | | | | - | | - | - | - | | - | - | 0.0352 | J | 0 | 0 | - | - | - | - | - | - | - | - | - | - | - | - |
| Unknown | | | | - | | - | - | - | | - | - | 0.0335 | J | 0 | 0 | - | - | - | - | - | - | - | - | - | - | - | - |
| Unknown | | | | - | | - | - | - | | - | - | 0.0366 | J | 0 | 0 | - | - | - | - | - | - | - | - | - | - | - | - |
| Unknown | | | | 0.00279 | J | 0 | 0 | 0.1 | J | 0 | 0 | - | | - | - | - | | - | - | - | | - | - | 0.00374 | J | 0 | 0 |
| Unknown | | | | - | | - | - | - | | - | - | 0.0187 | J | 0 | 0 | - | - | - | - | - | - | - | - | - | - | - | - |
| Unknown Alkane | | | | - | | - | - | 0.114 | J | 0 | 0 | 0.042 | J | 0 | 0 | - | - | - | - | - | - | - | - | - | - | - | - |
| Unknown Aromatic | | | | - | | - | - | 0.112 | J | 0 | 0 | - | - | - | - | - | - | - | - | - | - | - | - | - | - | - | - |
| Unknown Aromatic | | | | - | | - | - | 0.216 | J | 0 | 0 | - | - | - | - | - | - | - | - | - | - | - | - | - | - | - | - |
| Unknown Aromatic | | | | - | | - | - | - | | - | - | 0.0304 | J | 0 | 0 | - | - | - | - | - | - | - | - | - | - | - | - |
| Unknown Benzene | | | | - | | - | - | 0.229 | J | 0 | 0 | 0.0317 | J | 0 | 0 | - | - | - | - | - | - | - | - | - | - | - | - |
| Unknown Benzene | | | | - | | - | - | - | | - | - | 0.0423 | J | 0 | 0 | - | - | - | - | - | - | - | - | - | - | - | - |
| Unknown Benzene | | | | - | | - | - | - | | - | - | 0.0361 | J | 0 | 0 | - | - | - | - | - | - | - | - | - | - | - | - |
| Unknown Benzene | | | | - | | - | - | - | | - | - | 0.0198 | J | 0 | 0 | - | - | - | - | - | - | - | - | - | - | - | - |
| Unknown Benzene | | | | - | | - | - | - | | - | - | 0.0671 | J | 0 | 0 | - | - | - | - | - | - | - | - | - | - | - | - |
| Unknown Benzene | | | | - | | - | - | 0.122 | J | 0 | 0 | 0.0275 | J | 0 | 0 | - | - | - | - | - | - | - | - | - | - | - | - |
| Unknown Benzene | | | | - | | - | - | - | | - | - | 0.0203 | J | 0 | 0 | - | - | - | - | - | - | - | - | - | - | - | - |
| Unknown Cyclohexane | | | | - | | - | - | 0.0987 | J | 0 | 0 | - | - | - | - | - | - | - | - | - | - | - | - | - | - | - | - |
| Unknown Cyclohexane | | | | - | | - | - | 0.154 | J | 0 | 0 | - | - | - | - | - | - | - | - | - | - | - | - | - | - | - | - |
| Unknown Naphthalene | | | | - | | - | - | 0.0885 | J | 0 | 0 | - | - | - | - | - | - | - | - | - | - | - | - | - | - | - | - |
| Total TIC Compounds | | | | 0.00279 | J | 0 | 0 | 2.59 | J | 0 | 0 | 0.557 | J | 0 | 0 | - | | - | - | - | | - | - | 0.00374 | J | 0 | 0 |
| **PERFLUORINATED ALKYL ACIDS BY EPA 1633 (ng/kg)** | | | | | | | | | | | | | | | | | | | | | | | | | | | |
| Perfluorobutanoic Acid (PFBA) | 375-22-4 | | | ND | | 0.000797 | 0.000386 | - | - | - | - | - | - | - | - | ND | | 0.000794 | 0.00005 | - | - | - | - | - | - | - | - |
| Perfluoropentanoic Acid (PFPeA) | 2706-90-3 | | | ND | | 0.000797 | 0.000279 | - | - | - | - | - | - | - | - | ND | | 0.000397 | 0.000056 | - | - | - | - | - | - | - | - |
| Perfluorobutanesulfonic Acid (PFBS) | 375-73-5 | | | ND | | 0.000199 | 0.000082 | - | - | - | - | - | - | - | - | ND | | 0.000198 | 0.000043 | - | - | - | - | - | - | - | - |
| Perfluorohexanoic Acid (PFHxA) | 307-24-4 | | | ND | | 0.000199 | 0.0001 | - | - | - | - | - | - | - | - | 0.000079 | J | 0.000198 | 0.000046 | - | - | - | - | - | - | - | - |
| Perfluoroheptanoic Acid (PFHpA) | 375-85-9 | | | ND | | 0.000199 | 0.000043 | - | - | - | - | - | - | - | - | 0.000056 | J | 0.000198 | 0.000023 | - | - | - | - | - | - | - | - |
| Perfluorohexanesulfonic Acid (PFHxS) | 355-46-4 | | | ND | | 0.000797 | 0.00005 | - | - | - | - | - | - | - | - | ND | | 0.000198 | 0.000059 | - | - | - | - | - | - | - | - |
| Perfluorooctanoic Acid (PFOA) | 335-67-1 | 0.00066 | 0.033 | ND | | 0.000199 | 0.000032 | - | - | - | - | - | - | - | - | ND | | 0.000198 | 0.000052 | - | - | - | - | - | - | - | - |
| 1H,1H,2H,2H-Perfluorooctanesulfonic Acid (6:2F | 27619-97-2 | | | ND | | 0.000199 | 0.000075 | - | - | - | - | - | - | - | - | ND | | 0.000794 | 0.000278 | - | - | - | - | - | - | - | - |
| Perfluoroheptanesulfonic Acid (PFHpS) | 375-92-8 | | | ND | | 0.000199 | 0.000041 | - | - | - | - | - | - | - | - | ND | | 0.000198 | 0.000037 | - | - | - | - | - | - | - | - |
| Perfluorononanoic Acid (PFNA) | 375-95-1 | | | ND | | 0.000199 | 0.000037 | - | - | - | - | - | - | - | - | ND | | 0.000198 | 0.000078 | - | - | - | - | - | - | - | - |
| Perfluorooctanesulfonic Acid (PFOS) | 1763-23-1 | 0.00088 | 0.044 | ND | | 0.000199 | 0.000023 | - | - | - | - | - | - | - | - | 0.000175 | J | 0.000198 | 0.000079 | - | - | - | - | - | - | - | - |
| Perfluorodecanoic Acid (PFDA) | 335-76-2 | | | ND | | 0.000199 | 0.000059 | - | - | - | - | - | - | - | - | ND | | 0.000198 | 0.000075 | - | - | - | - | - | - | - | - |
| 1H,1H,2H,2H-Perfluorodecanesulfonic Acid (8:2 | 39108-34-4 | | | ND | | 0.000199 | 0.000046 | - | - | - | - | - | - | - | - | ND | | 0.000794 | 0.000384 | - | - | - | - | - | - | - | - |
| N-Methyl Perfluorooctanesulfonamidoacetic Acid | 2355-31-9 | | | ND | | 0.000199 | 0.000078 | - | - | - | - | - | - | - | - | ND | | 0.000198 | 0.000099 | - | - | - | - | - | - | - | - |
| Perfluoroundecanoic Acid (PFUnA) | 2058-94-8 | | | ND | | 0.000199 | 0.000043 | - | - | - | - | - | - | - | - | ND | | 0.000198 | 0.000051 | - | - | - | - | - | - | - | - |
| Perfluorodecanesulfonic Acid (PFDS) | 335-77-3 | | | ND | | 0.000199 | 0.000079 | - | - | - | - | - | - | - | - | ND | | 0.000198 | 0.000032 | - | - | - | - | - | - | - | - |
| Perfluorooctanesulfonamide (PFOSA) | 754-91-6 | | | ND | | 0.000199 | 0.000052 | - | - | - | - | - | - | - | - | ND | | 0.000198 | 0.000043 | - | - | - | - | - | - | - | - |
| N-Ethyl Perfluorooctanesulfonamidoacetic Acid ( | 2991-50-6 | | | ND | | 0.000398 | 0.000056 | - | - | - | - | - | - | - | - | ND | | 0.000198 | 0.000082 | - | - | - | - | - | - | - | - |
| Perfluorododecanoic Acid (PFDoA) | 307-55-1 | | | ND | | 0.000199 | 0.000106 | - | - | - | - | - | - | - | - | ND | | 0.000198 | 0.000041 | - | - | - | - | - | - | - | - |
| Perfluorotridecanoic Acid (PFTrDA) | 72629-94-8 | | | ND | | 0.000199 | 0.000053 | - | - | - | - | - | - | - | - | ND | | 0.000198 | 0.000052 | - | - | - | - | - | - | - | - |
| Perfluorotetradecanoic Acid (PFTeDA) | 376-06-7 | | | ND | | 0.000199 | 0.000051 | - | - | - | - | - | - | - | - | ND | | 0.000198 | 0.000106 | - | - | - | - | - | - | - | - |
| PFOA/PFOS, Total | | | | ND | | 0.000199 | 0.000052 | - | - | - | - | - | - | - | - | 0.000175 | J | 0.000198 | 0.000052 | - | - | - | - | - | - | - | - |

**Table 3.1 - Soil Sample Analytical Results**
**128-158 North Main Street**
**Portchester, New York**
**SESI Project # 12814**

| | | | BORING ID: | SB-206 | | | | SB-207 | | | | SB-208 | | | | SB-209 | | | | SB-210 | | | | SB-211 | | | |
|---|---|---|---|---|---|---|---|---|---|---|---|---|---|---|---|---|---|---|---|---|---|---|---|---|---|---|---|
| | | | SAMPLE ID: | SB-206 (5.5-6) | | | | SB-207 (8.5-9) | | | | SB-208 (2.5-3) | | | | SB-209 (2.5-3) | | | | SB-210 (1-1.5) | | | | SB-211 (2-3) | | | |
| | | | LAB ID: | L2304628-03 | | | | L2304831-01 | | | | L2304831-02 | | | | L2304831-03 | | | | L2305237-01 | | | | L2305048-03 | | | |
| | | | COLLECTION DATE: | 1/26/2023 | | | | 1/27/2023 | | | | 1/27/2023 | | | | 1/27/2023 | | | | 1/31/2023 | | | | 1/30/2023 | | | |
| | | | SAMPLE DEPTH (FT BGS): | 5.5-6 | | | | 8.5-9 | | | | 2.5-3 | | | | 2.5-3 | | | | 1-1.5 | | | | 2-3 | | | |
| | | | SAMPLE MATRIX: | SOIL | | | | SOIL | | | | SOIL | | | | SOIL | | | | SOIL | | | | SOIL | | | |
| | | NYSDEC USCOs | NYSDEC RRSCOs | | | | | | | | | | | | | | | | | | | | | | | | |
| **ANALYTE** | **CAS** | | | **Conc** | **Q** | **RL** | **MDL** | **Conc** | **Q** | **RL** | **MDL** | **Conc** | **Q** | **RL** | **MDL** | **Conc** | **Q** | **RL** | **MDL** | **Conc** | **Q** | **RL** | **MDL** | **Conc** | **Q** | **RL** | **MDL** |
| **SEMIVOLATILE ORGANICS BY GC/MS (mg/kg)** | | | | | | | | | | | | | | | | | | | | | | | | | | | |
| 1,2,4,5-Tetrachlorobenzene | 95-94-3 | | | ND | | 0.17 | 0.018 | ND | | 1 | 0.11 | ND | | 0.19 | 0.02 | ND | | 0.89 | 0.093 | ND | | 0.17 | 0.018 | ND | | 0.2 | 0.02 |
| 1,2,4-Trichlorobenzene | 120-82-1 | | | ND | | 0.17 | 0.019 | ND | | 1 | 0.12 | ND | | 0.19 | 0.022 | ND | | 0.89 | 0.1 | ND | | 0.17 | 0.02 | ND | | 0.2 | 0.022 |
| 1,2-Dichlorobenzene | 95-50-1 | 1.1 | 100 | ND | | 0.17 | 0.03 | ND | | 1 | 0.19 | ND | | 0.19 | 0.034 | ND | | 0.89 | 0.16 | ND | | 0.17 | 0.031 | ND | | 0.2 | 0.035 |
| 1,3-Dichlorobenzene | 541-73-1 | 2.4 | 49 | ND | | 0.17 | 0.029 | ND | | 1 | 0.18 | ND | | 0.19 | 0.033 | ND | | 0.89 | 0.15 | ND | | 0.17 | 0.029 | ND | | 0.2 | 0.034 |
| 1,4-Dichlorobenzene | 106-46-7 | 1.8 | 13 | ND | | 0.17 | 0.03 | ND | | 1 | 0.18 | ND | | 0.19 | 0.034 | ND | | 0.89 | 0.16 | ND | | 0.17 | 0.03 | ND | | 0.2 | 0.034 |
| 1,4-Dioxane | 123-91-1 | 0.1 | 13 | ND | | 0.025 | 0.0078 | ND | | 0.16 | 0.048 | ND | | 0.029 | 0.0088 | ND | | 0.13 | 0.041 | ND | | 0.026 | 0.0079 | ND | | 0.03 | 0.009 |
| 2,4,5-Trichlorophenol | 95-95-4 | | | ND | | 0.17 | 0.032 | ND | | 1 | 0.2 | ND | | 0.19 | 0.037 | ND | | 0.89 | 0.17 | ND | | 0.17 | 0.033 | ND | | 0.2 | 0.038 |
| 2,4,6-Trichlorophenol | 88-06-2 | | | ND | | 0.1 | 0.032 | ND | | 0.62 | 0.2 | ND | | 0.12 | 0.036 | ND | | 0.54 | 0.17 | ND | | 0.1 | 0.032 | ND | | 0.12 | 0.037 |
| 2,4-Dichlorophenol | 120-83-2 | | | ND | | 0.15 | 0.027 | ND | | 0.93 | 0.17 | ND | | 0.17 | 0.031 | ND | | 0.8 | 0.14 | ND | | 0.15 | 0.028 | ND | | 0.18 | 0.032 |
| 2,4-Dimethylphenol | 105-67-9 | | | ND | | 0.17 | 0.056 | ND | | 1 | 0.34 | ND | | 0.19 | 0.064 | ND | | 0.89 | 0.29 | ND | | 0.17 | 0.056 | ND | | 0.2 | 0.065 |
| 2,4-Dinitrophenol | 51-28-5 | | | ND | | 0.81 | 0.079 | ND | | 5 | 0.48 | ND | | 0.92 | 0.09 | ND | | 4.3 | 0.42 | ND | | 0.82 | 0.08 | ND | | 0.94 | 0.092 |
| 2,4-Dinitrotoluene | 121-14-2 | | | ND | | 0.17 | 0.034 | ND | | 1 | 0.21 | ND | | 0.19 | 0.038 | ND | | 0.89 | 0.18 | ND | | 0.17 | 0.034 | ND | | 0.2 | 0.039 |
| 2,6-Dinitrotoluene | 606-20-2 | | | ND | | 0.17 | 0.029 | ND | | 1 | 0.18 | ND | | 0.19 | 0.033 | ND | | 0.89 | 0.15 | ND | | 0.17 | 0.029 | ND | | 0.2 | 0.034 |
| 2-Chloronaphthalene | 91-58-7 | | | ND | | 0.17 | 0.017 | ND | | 1 | 0.1 | ND | | 0.19 | 0.019 | ND | | 0.89 | 0.088 | ND | | 0.17 | 0.017 | ND | | 0.2 | 0.02 |
| 2-Chlorophenol | 95-57-8 | | | ND | | 0.17 | 0.02 | ND | | 1 | 0.12 | ND | | 0.19 | 0.023 | ND | | 0.89 | 0.1 | ND | | 0.17 | 0.02 | ND | | 0.2 | 0.023 |
| 2-Methylnaphthalene | 91-57-6 | | | ND | | 0.2 | 0.02 | ND | | 1.2 | 0.12 | 0.56 | | 0.23 | 0.023 | ND | | 1.1 | 0.11 | ND | | 0.2 | 0.021 | ND | | 0.24 | 0.024 |
| 2-Methylphenol | 95-48-7 | 0.33 | 100 | ND | | 0.17 | 0.026 | ND | | 1 | 0.16 | ND | | 0.19 | 0.03 | ND | | 0.89 | 0.14 | ND | | 0.17 | 0.026 | ND | | 0.2 | 0.03 |
| 2-Nitroaniline | 88-74-4 | | | ND | | 0.17 | 0.033 | ND | | 1 | 0.2 | ND | | 0.19 | 0.037 | ND | | 0.89 | 0.17 | ND | | 0.17 | 0.033 | ND | | 0.2 | 0.038 |
| 2-Nitrophenol | 88-75-5 | | | ND | | 0.37 | 0.064 | ND | | 2.2 | 0.39 | ND | | 0.42 | 0.072 | ND | | 1.9 | 0.34 | ND | | 0.37 | 0.064 | ND | | 0.42 | 0.074 |
| 3,3'-Dichlorobenzidine | 91-94-1 | | | ND | | 0.17 | 0.045 | ND | | 1 | 0.28 | ND | | 0.19 | 0.051 | ND | | 0.89 | 0.24 | ND | | 0.17 | 0.045 | ND | | 0.2 | 0.052 |
| 3-Methylphenol/4-Methylphenol | 108-39-4/106-44-5 | 0.33 | 100 | ND | | 0.24 | 0.026 | ND | | 1.5 | 0.16 | ND | | 0.28 | 0.03 | ND | | 1.3 | 0.14 | ND | | 0.25 | 0.027 | ND | | 0.28 | 0.031 |
| 3-Nitroaniline | 99-09-2 | | | ND | | 0.17 | 0.032 | ND | | 1 | 0.2 | ND | | 0.19 | 0.036 | ND | | 0.89 | 0.17 | ND | | 0.17 | 0.032 | ND | | 0.2 | 0.037 |
| 4,6-Dinitro-o-cresol | 534-52-1 | | | ND | | 0.44 | 0.081 | ND | | 2.7 | 0.5 | ND | | 0.5 | 0.092 | ND | | 2.3 | 0.43 | ND | | 0.44 | 0.082 | ND | | 0.51 | 0.094 |
| 4-Bromophenyl phenyl ether | 101-55-3 | | | ND | | 0.17 | 0.026 | ND | | 1 | 0.16 | ND | | 0.19 | 0.029 | ND | | 0.89 | 0.14 | ND | | 0.17 | 0.026 | ND | | 0.2 | 0.03 |
| 4-Chloroaniline | 106-47-8 | | | ND | | 0.17 | 0.031 | ND | | 1 | 0.19 | ND | | 0.19 | 0.035 | ND | | 0.89 | 0.16 | ND | | 0.17 | 0.031 | ND | | 0.2 | 0.036 |
| 4-Chlorophenyl phenyl ether | 7005-72-3 | | | ND | | 0.17 | 0.018 | ND | | 1 | 0.11 | ND | | 0.19 | 0.021 | ND | | 0.89 | 0.096 | ND | | 0.17 | 0.018 | ND | | 0.2 | 0.021 |
| 4-Nitroaniline | 100-01-6 | | | ND | | 0.17 | 0.07 | ND | | 1 | 0.43 | ND | | 0.19 | 0.08 | ND | | 0.89 | 0.37 | ND | | 0.17 | 0.071 | ND | | 0.2 | 0.081 |
| 4-Nitrophenol | 100-02-7 | | | ND | | 0.24 | 0.069 | ND | | 1.4 | 0.42 | ND | | 0.27 | 0.078 | ND | | 1.2 | 0.36 | ND | | 0.24 | 0.07 | ND | | 0.28 | 0.08 |
| Acenaphthene | 83-32-9 | 20 | 100 | ND | | 0.14 | 0.018 | 0.57 | J | 0.83 | 0.11 | ND | | 0.15 | 0.02 | ND | | 0.71 | 0.092 | ND | | 0.14 | 0.018 | ND | | 0.16 | 0.02 |
| Acenaphthylene | 208-96-8 | 100 | 100 | ND | | 0.14 | 0.026 | ND | | 0.83 | 0.16 | 0.097 | J | 0.15 | 0.03 | ND | | 0.71 | 0.14 | ND | | 0.14 | 0.026 | ND | | 0.16 | 0.03 |
| Acetophenone | 98-86-2 | | | ND | | 0.17 | 0.021 | ND | | 1 | 0.13 | ND | | 0.19 | 0.024 | ND | | 0.89 | 0.11 | ND | | 0.17 | 0.021 | ND | | 0.2 | 0.024 |
| Anthracene | 120-12-7 | 100 | 100 | ND | | 0.1 | 0.033 | 2.3 | | 0.62 | 0.2 | 0.18 | | 0.12 | 0.038 | ND | | 0.54 | 0.17 | ND | | 0.1 | 0.033 | ND | | 0.12 | 0.038 |
| Benzo(a)anthracene | 56-55-3 | 1 | 1 | ND | | 0.1 | 0.019 | 0.48 | J | 0.62 | 0.12 | 0.53 | | 0.12 | 0.022 | ND | | 0.54 | 0.1 | ND | | 0.1 | 0.019 | 0.038 | J | 0.12 | 0.022 |
| Benzo(a)pyrene | 50-32-8 | 1 | 1 | ND | | 0.14 | 0.041 | ND | | 0.83 | 0.25 | 0.43 | | 0.15 | 0.047 | ND | | 0.71 | 0.22 | ND | | 0.14 | 0.042 | ND | | 0.16 | 0.048 |
| Benzo(b)fluoranthene | 205-99-2 | 1 | 1 | ND | | 0.1 | 0.028 | ND | | 0.62 | 0.17 | 0.51 | | 0.12 | 0.032 | ND | | 0.54 | 0.15 | ND | | 0.1 | 0.029 | 0.056 | J | 0.12 | 0.033 |
| Benzo(ghi)perylene | 191-24-2 | 100 | 100 | ND | | 0.14 | 0.02 | ND | | 0.83 | 0.12 | 0.23 | | 0.15 | 0.023 | ND | | 0.71 | 0.1 | ND | | 0.14 | 0.02 | 0.023 | J | 0.16 | 0.023 |
| Benzo(k)fluoranthene | 207-08-9 | 0.8 | 3.9 | ND | | 0.1 | 0.027 | ND | | 0.62 | 0.16 | 0.2 | | 0.12 | 0.031 | ND | | 0.54 | 0.14 | ND | | 0.1 | 0.027 | ND | | 0.12 | 0.031 |
| Benzoic Acid | 65-85-0 | | | ND | | 0.55 | 0.17 | ND | | 3.4 | 1 | ND | | 0.62 | 0.19 | ND | | 2.9 | 0.9 | ND | | 0.55 | 0.17 | ND | | 0.64 | 0.2 |
| Benzyl Alcohol | 100-51-6 | | | ND | | 0.17 | 0.052 | ND | | 1 | 0.32 | ND | | 0.19 | 0.059 | ND | | 0.89 | 0.27 | ND | | 0.17 | 0.052 | ND | | 0.2 | 0.06 |
| Biphenyl | 92-52-4 | | | ND | | 0.39 | 0.022 | 0.57 | J | 2.4 | 0.13 | 0.05 | J | 0.44 | 0.025 | ND | | 2 | 0.12 | ND | | 0.39 | 0.022 | ND | | 0.45 | 0.026 |
| Bis(2-chloroethoxy)methane | 111-91-1 | | | ND | | 0.18 | 0.017 | ND | | 1.1 | 0.1 | ND | | 0.21 | 0.019 | ND | | 0.96 | 0.089 | ND | | 0.18 | 0.017 | ND | | 0.21 | 0.02 |
| Bis(2-chloroethyl)ether | 111-44-4 | | | ND | | 0.15 | 0.023 | ND | | 0.93 | 0.14 | ND | | 0.17 | 0.026 | ND | | 0.8 | 0.12 | ND | | 0.15 | 0.023 | ND | | 0.18 | 0.027 |
| Bis(2-chloroisopropyl)ether | 108-60-1 | | | ND | | 0.2 | 0.029 | ND | | 1.2 | 0.18 | ND | | 0.23 | 0.033 | ND | | 1.1 | 0.15 | ND | | 0.2 | 0.029 | ND | | 0.24 | 0.034 |
| Bis(2-ethylhexyl)phthalate | 117-81-7 | | | ND | | 0.17 | 0.059 | ND | | 1 | 0.36 | ND | | 0.19 | 0.067 | ND | | 0.89 | 0.31 | ND | | 0.17 | 0.059 | ND | | 0.2 | 0.068 |
| Butyl benzyl phthalate | 85-68-7 | | | ND | | 0.17 | 0.043 | ND | | 1 | 0.26 | ND | | 0.19 | 0.048 | ND | | 0.89 | 0.22 | ND | | 0.17 | 0.043 | ND | | 0.2 | 0.05 |
| Carbazole | 86-74-8 | | | ND | | 0.17 | 0.016 | ND | | 1 | 0.1 | 0.078 | J | 0.19 | 0.019 | ND | | 0.89 | 0.087 | ND | | 0.17 | 0.017 | ND | | 0.2 | 0.019 |
| Chrysene | 218-01-9 | 1 | 3.9 | ND | | 0.1 | 0.018 | 0.86 | | 0.62 | 0.11 | 0.49 | | 0.12 | 0.02 | ND | | 0.54 | 0.093 | ND | | 0.1 | 0.018 | 0.035 | J | 0.12 | 0.02 |
| Di-n-butylphthalate | 84-74-2 | | | ND | | 0.17 | 0.032 | ND | | 1 | 0.2 | ND | | 0.19 | 0.036 | ND | | 0.89 | 0.17 | ND | | 0.17 | 0.032 | ND | | 0.2 | 0.037 |
| Di-n-octylphthalate | 117-84-0 | | | ND | | 0.17 | 0.058 | ND | | 1 | 0.35 | ND | | 0.19 | 0.065 | ND | | 0.89 | 0.3 | ND | | 0.17 | 0.058 | ND | | 0.2 | 0.067 |
| Dibenzo(a,h)anthracene | 53-70-3 | 0.33 | 0.33 | ND | | 0.1 | 0.02 | ND | | 0.62 | 0.12 | 0.068 | J | 0.12 | 0.022 | ND | | 0.54 | 0.1 | ND | | 0.1 | 0.02 | ND | | 0.12 | 0.023 |
| Dibenzofuran | 132-64-9 | 7 | 59 | ND | | 0.17 | 0.016 | 1 | | 1 | 0.098 | ND | | 0.19 | 0.018 | ND | | 0.89 | 0.084 | ND | | 0.17 | 0.016 | ND | | 0.2 | 0.019 |
| Diethyl phthalate | 84-66-2 | | | ND | | 0.17 | 0.016 | ND | | 1 | 0.096 | ND | | 0.19 | 0.018 | ND | | 0.89 | 0.083 | ND | | 0.17 | 0.016 | ND | | 0.2 | 0.018 |
| Dimethyl phthalate | 131-11-3 | | | ND | | 0.17 | 0.036 | ND | | 1 | 0.22 | ND | | 0.19 | 0.04 | ND | | 0.89 | 0.19 | ND | | 0.17 | 0.036 | ND | | 0.2 | 0.041 |
| Fluoranthene | 206-44-0 | 100 | 100 | ND | | 0.1 | 0.019 | 0.75 | | 0.62 | 0.12 | 1.3 | | 0.12 | 0.022 | ND | | 0.54 | 0.1 | ND | | 0.1 | 0.02 | 0.053 | J | 0.12 | 0.022 |
| Fluorene | 86-73-7 | 30 | 100 | ND | | 0.17 | 0.016 | 2.2 | | 1 | 0.1 | ND | | 0.19 | 0.019 | ND | | 0.89 | 0.087 | ND | | 0.17 | 0.017 | ND | | 0.2 | 0.019 |
| Hexachlorobenzene | 118-74-1 | 0.33 | 1.2 | ND | | 0.1 | 0.019 | ND | | 0.62 | 0.12 | ND | | 0.12 | 0.022 | ND | | 0.54 | 0.1 | ND | | 0.1 | 0.019 | ND | | 0.12 | 0.022 |
| **SEMIVOLATILE ORGANICS BY GC/MS (mg/kg)** | | | | | | | | | | | | | | | | | | | | | | | | | | | |
| Hexachlorobutadiene | 87-68-3 | | | ND | | 0.17 | 0.025 | ND | | 1 | 0.15 | ND | | 0.19 | 0.028 | ND | | 0.89 | 0.13 | ND | | 0.17 | 0.025 | ND | | 0.2 | 0.029 |
| Hexachlorocyclopentadiene | 77-47-4 | | | ND | | 0.48 | 0.15 | ND | | 3 | 0.94 | ND | | 0.55 | 0.17 | ND | | 2.6 | 0.81 | ND | | 0.49 | 0.15 | ND | | 0.56 | 0.18 |
| **SEMIVOLATILE ORGANICS BY GC/MS (mg/kg)** | | | | | | | | | | | | | | | | | | | | | | | | | | | |
| Hexachloroethane | 67-72-1 | | | ND | | 0.14 | 0.027 | ND | | 0.83 | 0.17 | ND | | 0.15 | 0.031 | ND | | 0.71 | 0.14 | ND | | 0.14 | 0.028 | ND | | 0.16 | 0.032 |
| Indeno(1,2,3-cd)pyrene | 193-39-5 | 0.5 | 0.5 | ND | | 0.14 | 0.024 | ND | | 0.83 | 0.14 | 0.23 | | 0.15 | 0.027 | ND | | 0.71 | 0.12 | ND | | 0.14 | 0.024 | 0.031 | J | 0.16 | 0.027 |
| Isophorone | 78-59-1 | | | ND | | 0.15 | 0.022 | ND | | 0.93 | 0.13 | ND | | 0.17 | 0.025 | ND | | 0.8 | 0.12 | ND | | 0.15 | 0.022 | ND | | 0.18 | 0.026 |
| n-Nitrosodi-n-propylamine | 621-64-7 | | | ND | | 0.17 | 0.026 | ND | | 1 | 0.16 | ND | | 0.19 | 0.03 | ND | | 0.89 | 0.14 | ND | | 0.17 | 0.026 | ND | | 0.2 | 0.03 |
| Naphthalene | 91-20-3 | 12 | 100 | ND | | 0.17 | 0.021 | ND | | 1 | 0.13 | 0.2 | | 0.19 | 0.023 | ND | | 0.89 | 0.11 | ND | | 0.17 | 0.021 | ND | | 0.2 | 0.024 |
| NDPA/DPA | 86-30-6 | | | ND | | 0.14 | 0.019 | ND | | 0.83 | 0.12 | ND | | 0.15 | 0.022 | ND | | 0.71 | 0.1 | ND | | 0.14 | 0.019 | ND | | 0.16 | 0.022 |

**Table 3.1 - Soil Sample Analytical Results**
**128-158 North Main Street**
**Portchester, New York**
**SESI Project # 12814**

| | | | BORING ID: | SB-206 | | | | SB-207 | | | | SB-208 | | | | SB-209 | | | | SB-210 | | | | SB-211 | | | |
|---|---|---|---|---|---|---|---|---|---|---|---|---|---|---|---|---|---|---|---|---|---|---|---|---|---|---|---|
| | | | SAMPLE ID: | SB-206 (5.5-6) | | | | SB-207 (8.5-9) | | | | SB-208 (2.5-3) | | | | SB-209 (2.5-3) | | | | SB-210 (1-1.5) | | | | SB-211 (2-3) | | | |
| | | | LAB ID: | L2304628-03 | | | | L2304831-01 | | | | L2304831-02 | | | | L2304831-03 | | | | L2305237-01 | | | | L2305048-03 | | | |
| | | | COLLECTION DATE: | 1/26/2023 | | | | 1/27/2023 | | | | 1/27/2023 | | | | 1/27/2023 | | | | 1/31/2023 | | | | 1/30/2023 | | | |
| | | | SAMPLE DEPTH (FT BGS): | 5.5-6 | | | | 8.5-9 | | | | 2.5-3 | | | | 2.5-3 | | | | 1-1.5 | | | | 2-3 | | | |
| | | | SAMPLE MATRIX: | SOIL | | | | SOIL | | | | SOIL | | | | SOIL | | | | SOIL | | | | SOIL | | | |
| **ANALYTE** | **CAS** | **NYSDEC USCOs** | **NYSDEC RRSCOs** | **Conc** | **Q** | **RL** | **MDL** | **Conc** | **Q** | **RL** | **MDL** | **Conc** | **Q** | **RL** | **MDL** | **Conc** | **Q** | **RL** | **MDL** | **Conc** | **Q** | **RL** | **MDL** | **Conc** | **Q** | **RL** | **MDL** |
| Nitrobenzene | 98-95-3 | | | ND | | 0.15 | 0.025 | ND | | 0.93 | 0.15 | ND | | 0.17 | 0.028 | ND | | 0.8 | 0.13 | ND | | 0.15 | 0.025 | ND | | 0.18 | 0.029 |
| p-Chloro-m-cresol | 59-50-7 | | | ND | | 0.17 | 0.025 | ND | | 1 | 0.15 | ND | | 0.19 | 0.029 | ND | | 0.89 | 0.13 | ND | | 0.17 | 0.025 | ND | | 0.2 | 0.029 |
| Pentachlorophenol | 87-86-5 | 0.8 | 6.7 | ND | | 0.14 | 0.037 | ND | | 0.83 | 0.23 | ND | | 0.15 | 0.042 | ND | | 0.71 | 0.2 | ND | | 0.14 | 0.038 | ND | | 0.16 | 0.043 |
| Phenanthrene | 85-01-8 | 100 | 100 | ND | | 0.1 | 0.021 | 7.8 | | 0.62 | 0.13 | 0.88 | | 0.12 | 0.023 | ND | | 0.54 | 0.11 | ND | | 0.1 | 0.021 | 0.03 | J | 0.12 | 0.024 |
| Phenol | 108-95-2 | 0.33 | 100 | ND | | 0.17 | 0.026 | ND | | 1 | 0.16 | ND | | 0.19 | 0.029 | ND | | 0.89 | 0.13 | ND | | 0.17 | 0.026 | ND | | 0.2 | 0.03 |
| Pyrene | 129-00-0 | 100 | 100 | ND | | 0.1 | 0.017 | 4.6 | | 0.62 | 0.1 | 1 | | 0.12 | 0.019 | ND | | 0.54 | 0.089 | ND | | 0.1 | 0.017 | 0.045 | J | 0.12 | 0.02 |
| Total SVOCs | | | | - | - | - | - | 21.13 | - | - | - | 7.033 | - | - | - | - | - | - | - | - | - | - | - | 0.311 | - | - | - |
| **SEMIVOLATILE ORGANICS BY GC/MS-TIC (mg/kg)** | | | | | | | | | | | | | | | | | | | | | | | | | | | |
| No Tentatively Identified Compounds | | | | ND | | 0 | 0 | - | | - | - | - | | - | - | ND | | 0 | 0 | ND | | 0 | 0 | ND | | 0 | 0 |
| Unknown | | | | - | | - | - | 8.1 | J | 0 | 0 | 0.358 | J | 0 | 0 | - | | - | - | - | | - | - | - | | - | - |
| Unknown | | | | - | | - | - | 3.22 | J | 0 | 0 | 0.373 | J | 0 | 0 | - | | - | - | - | | - | - | - | | - | - |
| Unknown | | | | - | | - | - | 5.3 | J | 0 | 0 | 0.597 | J | 0 | 0 | - | | - | - | - | | - | - | - | | - | - |
| Unknown | | | | - | - | - | - | - | - | - | - | - | | - | - | - | - | - | - | - | - | - | - | - | - | - | - |
| Unknown | | | | - | | - | - | - | | - | - | 0.32 | J | 0 | 0 | - | | - | - | - | | - | - | - | | - | - |
| Unknown | | | | - | | - | - | - | | - | - | 0.629 | J | 0 | 0 | - | | - | - | - | | - | - | - | | - | - |
| Unknown | | | | - | | - | - | - | | - | - | 1.56 | J | 0 | 0 | - | | - | - | - | | - | - | - | | - | - |
| Unknown Alkane | | | | - | | - | - | - | | - | - | - | | - | - | - | | - | - | - | | - | - | - | | - | - |
| Unknown Alkane | | | | - | | - | - | 5.9 | J | 0 | 0 | 0.844 | J | 0 | 0 | - | - | - | - | - | - | - | - | - | - | - | - |
| Unknown Alkane | | | | - | | - | - | 22.5 | J | 0 | 0 | 0.614 | J | 0 | 0 | - | - | - | - | - | - | - | - | - | - | - | - |
| Unknown Alkane | | | | - | | - | - | 3.83 | J | 0 | 0 | 0.737 | J | 0 | 0 | - | - | - | - | - | - | - | - | - | - | - | - |
| Unknown Alkane | | | | - | | - | - | 20.1 | J | 0 | 0 | 0.974 | J | 0 | 0 | - | - | - | - | - | - | - | - | - | - | - | - |
| Unknown Alkane | | | | - | | - | - | 8.21 | J | 0 | 0 | - | - | - | - | - | - | - | - | - | - | - | - | - | - | - | - |
| Unknown Alkane | | | | - | | - | - | 9.96 | J | 0 | 0 | 0.449 | J | 0 | 0 | - | - | - | - | - | - | - | - | - | - | - | - |
| Unknown Alkane | | | | - | | - | - | 19.8 | J | 0 | 0 | 0.57 | J | 0 | 0 | - | - | - | - | - | - | - | - | - | - | - | - |
| Unknown Ketone | | | | - | | - | - | - | | - | - | - | | - | - | - | | - | - | - | | - | - | - | | - | - |
| Unknown Naphthalene | | | | - | | - | - | - | | - | - | 0.331 | J | 0 | 0 | - | - | - | - | - | - | - | - | - | - | - | - |
| Unknown Naphthalene | | | | - | | - | - | - | | - | - | 0.324 | J | 0 | 0 | - | - | - | - | - | - | - | - | - | - | - | - |
| Unknown Naphthalene | | | | - | | - | - | - | | - | - | 0.507 | J | 0 | 0 | - | - | - | - | - | - | - | - | - | - | - | - |
| Unknown Organic Acid | | | | - | | - | - | - | | - | - | - | | - | - | - | | - | - | - | | - | - | - | | - | - |
| Unknown PAH | | | | - | - | - | - | - | - | - | - | - | - | - | - | - | - | - | - | - | - | - | - | - | - | - | - |
| Unknown PAH | | | | - | | - | - | 12.2 | J | 0 | 0 | - | | - | - | - | | - | - | - | | - | - | - | | - | - |
| Unknown PAH | | | | - | | - | - | 16.7 | J | 0 | 0 | - | | - | - | - | | - | - | - | | - | - | - | | - | - |
| Unknown PAH | | | | - | | - | - | 11.7 | J | 0 | 0 | - | | - | - | - | | - | - | - | | - | - | - | | - | - |
| Unknown PAH | | | | - | | - | - | 12.8 | J | 0 | 0 | - | | - | - | - | | - | - | - | | - | - | - | | - | - |
| Unknown Thiophene | | | | - | | - | - | 7.04 | J | 0 | 0 | - | | - | - | - | | - | - | - | | - | - | - | | - | - |
| Total TIC Compounds | | | | - | | - | - | 167 | J | 0 | 0 | 9.19 | J | 0 | 0 | - | | - | - | - | | - | - | - | | - | - |
| **ORGANOCHLORINE PESTICIDES BY GC (mg/kg)** | | | | | | | | | | | | | | | | | | | | | | | | | | | |
| 4,4'-DDD | 72-54-8 | 0.0033 | 13 | ND | | 0.00158 | 0.000564 | ND | | 0.00191 | 0.000681 | ND | | 0.0018 | 0.000641 | ND | | 0.00163 | 0.000583 | ND | | 0.00159 | 0.000568 | ND | | 0.00186 | 0.000664 |
| 4,4'-DDE | 72-55-9 | 0.0033 | 8.9 | 0.000807 | J | 0.00158 | 0.000365 | ND | | 0.00191 | 0.000442 | ND | | 0.0018 | 0.000415 | 0.000394 | J | 0.00163 | 0.000378 | ND | | 0.00159 | 0.000368 | ND | | 0.00186 | 0.00043 |
| 4,4'-DDT | 50-29-3 | 0.0033 | 7.9 | 0.00206 | | 0.00158 | 0.00127 | ND | | 0.00191 | 0.00154 | ND | | 0.0018 | 0.00144 | ND | | 0.00163 | 0.00131 | ND | | 0.00159 | 0.00128 | ND | | 0.00186 | 0.0015 |
| Aldrin | 309-00-2 | 0.005 | 0.097 | ND | | 0.00158 | 0.000556 | ND | | 0.00191 | 0.000673 | ND | | 0.0018 | 0.000633 | ND | | 0.00163 | 0.000576 | ND | | 0.00159 | 0.00056 | ND | | 0.00186 | 0.000655 |
| Alpha-BHC | 319-84-6 | 0.02 | 0.48 | ND | | 0.000658 | 0.000187 | ND | | 0.000796 | 0.000226 | ND | | 0.000749 | 0.000213 | ND | | 0.000681 | 0.000193 | ND | | 0.000663 | 0.000188 | ND | | 0.000775 | 0.00022 |
| Beta-BHC | 319-85-7 | 0.036 | 0.36 | ND | | 0.00158 | 0.000599 | ND | | 0.00191 | 0.000724 | ND | | 0.0018 | 0.000681 | ND | | 0.00163 | 0.00062 | ND | | 0.00159 | 0.000604 | ND | | 0.00186 | 0.000706 |
| Chlordane | 57-74-9 | | | 0.0125 | J | 0.0132 | 0.00523 | ND | | 0.0159 | 0.00633 | ND | | 0.015 | 0.00595 | ND | | 0.0136 | 0.00542 | ND | | 0.0133 | 0.00527 | ND | | 0.0155 | 0.00616 |
| cis-Chlordane | 5103-71-9 | 0.094 | 4.2 | 0.00254 | | 0.00198 | 0.00055 | ND | | 0.00239 | 0.000666 | ND | | 0.00224 | 0.000626 | ND | | 0.00204 | 0.000569 | ND | | 0.00199 | 0.000554 | ND | | 0.00233 | 0.000648 |
| Delta-BHC | 319-86-8 | 0.04 | 100 | ND | | 0.00158 | 0.000309 | ND | | 0.00191 | 0.000374 | ND | | 0.0018 | 0.000352 | ND | | 0.00163 | 0.00032 | ND | | 0.00159 | 0.000312 | ND | | 0.00186 | 0.000364 |
| Dieldrin | 60-57-1 | 0.005 | 0.2 | ND | | 0.000988 | 0.000494 | ND | | 0.00119 | 0.000597 | ND | | 0.00112 | 0.000561 | ND | | 0.00102 | 0.000511 | ND | | 0.000995 | 0.000497 | ND | | 0.00116 | 0.000582 |
| Endosulfan I | 959-98-8 | 2.4 | 24 | ND | | 0.00158 | 0.000373 | ND | | 0.00191 | 0.000451 | ND | | 0.0018 | 0.000424 | ND | | 0.00163 | 0.000386 | ND | | 0.00159 | 0.000376 | ND | | 0.00186 | 0.00044 |
| Endosulfan II | 33213-65-9 | 2.4 | 24 | ND | | 0.00158 | 0.000528 | ND | | 0.00191 | 0.000638 | ND | | 0.0018 | 0.0006 | ND | | 0.00163 | 0.000546 | ND | | 0.00159 | 0.000532 | ND | | 0.00186 | 0.000622 |
| Endosulfan sulfate | 1031-07-8 | 2.4 | 24 | ND | | 0.000658 | 0.000313 | ND | | 0.000796 | 0.000379 | ND | | 0.000749 | 0.000356 | ND | | 0.000681 | 0.000324 | ND | | 0.000663 | 0.000316 | ND | | 0.000775 | 0.000369 |
| Endrin | 72-20-8 | 0.014 | 11 | ND | | 0.000658 | 0.00027 | ND | | 0.000796 | 0.000326 | ND | | 0.000749 | 0.000307 | ND | | 0.000681 | 0.000279 | ND | | 0.000663 | 0.000272 | ND | | 0.000775 | 0.000318 |
| Endrin aldehyde | 7421-93-4 | | | ND | | 0.00198 | 0.000691 | ND | | 0.00239 | 0.000836 | ND | | 0.00224 | 0.000786 | ND | | 0.00204 | 0.000715 | ND | | 0.00199 | 0.000696 | ND | | 0.00233 | 0.000814 |
| Endrin ketone | 53494-70-5 | | | ND | | 0.00158 | 0.000407 | ND | | 0.00191 | 0.000492 | ND | | 0.0018 | 0.000463 | ND | | 0.00163 | 0.000421 | ND | | 0.00159 | 0.00041 | ND | | 0.00186 | 0.000479 |
| Heptachlor | 76-44-8 | 0.042 | 2.1 | ND | | 0.00079 | 0.000354 | ND | | 0.000955 | 0.000428 | ND | | 0.000898 | 0.000403 | ND | | 0.000817 | 0.000366 | ND | | 0.000796 | 0.000357 | ND | | 0.00093 | 0.000417 |
| Heptachlor epoxide | 1024-57-3 | | | ND | | 0.00296 | 0.000889 | ND | | 0.00358 | 0.00107 | ND | | 0.00337 | 0.00101 | ND | | 0.00306 | 0.00092 | ND | | 0.00298 | 0.000895 | ND | | 0.00349 | 0.00105 |
| Lindane | 58-89-9 | 0.1 | 1.3 | ND | | 0.000658 | 0.000294 | ND | | 0.000796 | 0.000356 | ND | | 0.000749 | 0.000335 | ND | | 0.000681 | 0.000304 | ND | | 0.000663 | 0.000296 | ND | | 0.000775 | 0.000347 |
| Methoxychlor | 72-43-5 | | | ND | | 0.00296 | 0.000922 | ND | | 0.00358 | 0.00111 | ND | | 0.00337 | 0.00105 | ND | | 0.00306 | 0.000954 | ND | | 0.00298 | 0.000928 | ND | | 0.00349 | 0.00108 |
| Toxaphene | 8001-35-2 | | | ND | | 0.0296 | 0.0083 | ND | | 0.0358 | 0.01 | ND | | 0.0337 | 0.00943 | ND | | 0.0306 | 0.00858 | ND | | 0.0298 | 0.00836 | ND | | 0.0349 | 0.00977 |
| trans-Chlordane | 5103-74-2 | | | 0.00208 | IP | 0.00198 | 0.000521 | ND | | 0.00239 | 0.00063 | ND | | 0.00224 | 0.000593 | ND | | 0.00204 | 0.000539 | ND | | 0.00199 | 0.000525 | ND | | 0.00233 | 0.000614 |

**Table 3.1 - Soil Sample Analytical Results**
**128-158 North Main Street**
**Portchester, New York**
**SESI Project # 12814**

| | | | BORING ID: | SB-206 | | | | SB-207 | | | | SB-208 | | | | SB-209 | | | | SB-210 | | | | SB-211 | | | |
|---|---|---|---|---|---|---|---|---|---|---|---|---|---|---|---|---|---|---|---|---|---|---|---|---|---|---|---|
| | | | SAMPLE ID: | SB-206 (5.5-6) | | | | SB-207 (8.5-9) | | | | SB-208 (2.5-3) | | | | SB-209 (2.5-3) | | | | SB-210 (1-1.5) | | | | SB-211 (2-3) | | | |
| | | | LAB ID: | L2304628-03 | | | | L2304831-01 | | | | L2304831-02 | | | | L2304831-03 | | | | L2305237-01 | | | | L2305048-03 | | | |
| | | | COLLECTION DATE: | 1/26/2023 | | | | 1/27/2023 | | | | 1/27/2023 | | | | 1/27/2023 | | | | 1/31/2023 | | | | 1/30/2023 | | | |
| | | | SAMPLE DEPTH (FT BGS): | 5.5-6 | | | | 8.5-9 | | | | 2.5-3 | | | | 2.5-3 | | | | 1-1.5 | | | | 2-3 | | | |
| | | | SAMPLE MATRIX: | SOIL | | | | SOIL | | | | SOIL | | | | SOIL | | | | SOIL | | | | SOIL | | | |
| ANALYTE | CAS | NYSDEC USCOs | NYSDEC RRSCOs | Conc | Q | RL | MDL | Conc | Q | RL | MDL | Conc | Q | RL | MDL | Conc | Q | RL | MDL | Conc | Q | RL | MDL | Conc | Q | RL | MDL |
| **POLYCHLORINATED BIPHENYLS BY GC (mg/kg)** | | | | | | | | | | | | | | | | | | | | | | | | | | | |
| Aroclor 1016 | 12674-11-2 | 0.1 | 1 | ND | | 0.0324 | 0.00288 | ND | | 0.119 | 0.0105 | ND | | 0.0382 | 0.00339 | ND | | 0.0346 | 0.00307 | ND | | 0.033 | 0.00293 | ND | | 0.0384 | 0.00341 |
| Aroclor 1221 | 11104-28-2 | 0.1 | 1 | ND | | 0.0324 | 0.00325 | ND | | 0.119 | 0.0119 | ND | | 0.0382 | 0.00383 | ND | | 0.0346 | 0.00346 | ND | | 0.033 | 0.0033 | ND | | 0.0384 | 0.00385 |
| Aroclor 1232 | 11141-16-5 | 0.1 | 1 | ND | | 0.0324 | 0.00687 | ND | | 0.119 | 0.0252 | ND | | 0.0382 | 0.0081 | ND | | 0.0346 | 0.00733 | ND | | 0.033 | 0.00699 | ND | | 0.0384 | 0.00815 |
| Aroclor 1242 | 53469-21-9 | 0.1 | 1 | ND | | 0.0324 | 0.00437 | ND | | 0.119 | 0.016 | ND | | 0.0382 | 0.00515 | ND | | 0.0346 | 0.00466 | ND | | 0.033 | 0.00445 | ND | | 0.0384 | 0.00518 |
| Aroclor 1248 | 12672-29-6 | 0.1 | 1 | ND | | 0.0324 | 0.00486 | ND | | 0.119 | 0.0178 | ND | | 0.0382 | 0.00573 | ND | | 0.0346 | 0.00519 | ND | | 0.033 | 0.00495 | ND | | 0.0384 | 0.00576 |
| Aroclor 1254 | 11097-69-1 | 0.1 | 1 | ND | | 0.0324 | 0.00354 | ND | | 0.119 | 0.013 | ND | | 0.0382 | 0.00418 | ND | | 0.0346 | 0.00378 | ND | | 0.033 | 0.00361 | ND | | 0.0384 | 0.0042 |
| Aroclor 1260 | 11096-82-5 | 0.1 | 1 | ND | | 0.0324 | 0.00599 | ND | | 0.119 | 0.0219 | 0.016 | J | 0.0382 | 0.00706 | ND | | 0.0346 | 0.00639 | 0.0137 | J | 0.033 | 0.0061 | ND | | 0.0384 | 0.0071 |
| Aroclor 1262 | 37324-23-5 | 0.1 | 1 | ND | | 0.0324 | 0.00411 | ND | | 0.119 | 0.0151 | ND | | 0.0382 | 0.00485 | ND | | 0.0346 | 0.00439 | ND | | 0.033 | 0.00419 | ND | | 0.0384 | 0.00488 |
| Aroclor 1268 | 11100-14-4 | 0.1 | 1 | ND | | 0.0324 | 0.00336 | ND | | 0.119 | 0.0123 | 0.00706 | J | 0.0382 | 0.00396 | ND | | 0.0346 | 0.00358 | ND | | 0.033 | 0.00342 | ND | | 0.0384 | 0.00398 |
| PCBs, Total | 1336-36-3 | 0.1 | 1 | ND | | 0.0324 | 0.00288 | ND | | 0.119 | 0.0105 | 0.0231 | J | 0.0382 | 0.00339 | ND | | 0.0346 | 0.00307 | 0.0137 | J | 0.033 | 0.00293 | ND | | 0.0384 | 0.00341 |
| **TOTAL METALS (mg/kg)** | | | | | | | | | | | | | | | | | | | | | | | | | | | |
| Aluminum, Total | 7429-90-5 | | | 5220 | | 7.79 | 2.1 | 6620 | | 9.71 | 2.62 | 6920 | | 8.8 | 2.38 | 3560 | | 8.44 | 2.28 | 5490 | | 7.85 | 2.12 | 9280 | | 9.3 | 2.51 |
| Antimony, Total | 7440-36-0 | | | ND | | 3.9 | 0.296 | ND | | 4.86 | 0.369 | 1.68 | J | 4.4 | 0.334 | ND | | 4.22 | 0.32 | 0.6 | J | 3.92 | 0.298 | 0.7 | J | 4.65 | 0.353 |
| Arsenic, Total | 7440-38-2 | 13 | 16 | 1.09 | | 0.779 | 0.162 | 1.18 | | 0.971 | 0.202 | 12.9 | | 0.88 | 0.183 | 0.449 | J | 0.844 | 0.175 | 1.15 | | 0.785 | 0.163 | 6.2 | | 0.93 | 0.193 |
| Barium, Total | 7440-39-3 | 350 | 400 | 37.5 | | 0.779 | 0.136 | 37.5 | | 0.971 | 0.169 | 219 | | 0.88 | 0.153 | 28.5 | | 0.844 | 0.147 | 52.8 | | 0.785 | 0.136 | 65.1 | | 0.93 | 0.162 |
| Beryllium, Total | 7440-41-7 | 7.2 | 72 | ND | | 0.39 | 0.026 | ND | | 0.486 | 0.032 | 0.082 | J | 0.44 | 0.029 | ND | | 0.422 | 0.028 | 0.233 | J | 0.392 | 0.026 | 0.44 | J | 0.465 | 0.031 |
| Cadmium, Total | 7440-43-9 | 2.5 | 4.3 | ND | | 0.779 | 0.076 | ND | | 0.971 | 0.095 | 0.692 | J | 0.88 | 0.086 | ND | | 0.844 | 0.083 | ND | | 0.785 | 0.077 | 0.117 | J | 0.93 | 0.091 |
| Calcium, Total | 7440-70-2 | | | 1170 | | 7.79 | 2.73 | 2180 | | 9.71 | 3.4 | 28900 | | 8.8 | 3.08 | 1180 | | 8.44 | 2.95 | 983 | | 7.85 | 2.75 | 6600 | | 9.3 | 3.25 |
| Chromium, Total | 7440-47-3 | | | 9.5 | | 0.779 | 0.075 | 13.1 | | 0.971 | 0.093 | 13 | | 0.88 | 0.085 | 8.52 | | 0.844 | 0.081 | 12.4 | | 0.785 | 0.075 | 16.2 | | 0.93 | 0.089 |
| Cobalt, Total | 7440-48-4 | | | 5.03 | | 1.56 | 0.129 | 4.7 | | 1.94 | 0.161 | 10.6 | | 1.76 | 0.146 | 3.27 | | 1.69 | 0.14 | 5.52 | | 1.57 | 0.13 | 6.54 | | 1.86 | 0.154 |
| Copper, Total | 7440-50-8 | 50 | 270 | 17.7 | | 0.779 | 0.201 | 22.7 | | 0.971 | 0.25 | 54.7 | | 0.88 | 0.227 | 11 | | 0.844 | 0.218 | 18.6 | | 0.785 | 0.202 | 22.2 | | 0.93 | 0.24 |
| Iron, Total | 7439-89-6 | | | 9270 | | 3.9 | 0.704 | 11300 | | 4.86 | 0.877 | 25700 | | 4.4 | 0.794 | 6420 | | 4.22 | 0.762 | 10700 | | 3.92 | 0.709 | 14100 | | 4.65 | 0.84 |
| Lead, Total | 7439-92-1 | 63 | 400 | 3.55 | | 1.94 | 0.104 | 3.06 | | 2.41 | 0.129 | 2070 | | 2.3 | 0.123 | 7.13 | | 2.12 | 0.113 | 3.99 | | 3.92 | 0.21 | 138 | | 4.65 | 0.249 |
| Magnesium, Total | 7439-95-4 | | | 2120 | | 7.79 | 1.2 | 2860 | | 9.71 | 1.5 | 5580 | | 8.8 | 1.36 | 1650 | | 8.44 | 1.3 | 2620 | | 7.85 | 1.21 | 3460 | | 9.3 | 1.43 |
| Manganese, Total | 7439-96-5 | 1600 | 2000 | 224 | | 0.779 | 0.124 | 118 | | 0.971 | 0.154 | 182 | | 0.88 | 0.14 | 119 | | 0.844 | 0.134 | 264 | | 0.785 | 0.125 | 254 | | 0.93 | 0.148 |
| Mercury, Total | 7439-97-6 | 0.18 | 0.81 | ND | | 0.068 | 0.044 | ND | | 0.083 | 0.054 | 2.44 | | 0.083 | 0.054 | ND | | 0.072 | 0.047 | ND | | 0.069 | 0.045 | 0.106 | | 0.09 | 0.058 |
| Nickel, Total | 7440-02-0 | 30 | 310 | 13.9 | | 1.95 | 0.188 | 13.1 | | 2.43 | 0.235 | 25.7 | | 2.2 | 0.213 | 9.66 | | 2.11 | 0.204 | 15.2 | | 1.96 | 0.19 | 15.3 | | 2.32 | 0.225 |
| Potassium, Total | 7440-09-7 | | | 910 | | 195 | 11.2 | 1750 | | 243 | 14 | 764 | | 220 | 12.7 | 1180 | | 211 | 12.1 | 1540 | | 196 | 11.3 | 1360 | | 232 | 13.4 |
| Selenium, Total | 7782-49-2 | 3.9 | 180 | 0.379 | J | 1.56 | 0.201 | 0.34 | J | 1.94 | 0.25 | 2.53 | | 1.76 | 0.227 | 0.239 | J | 1.69 | 0.218 | ND | | 1.57 | 0.202 | ND | | 1.86 | 0.24 |
| Silver, Total | 7440-22-4 | 2 | 180 | ND | | 0.39 | 0.22 | ND | | 0.486 | 0.275 | 0.622 | | 0.44 | 0.249 | ND | | 0.422 | 0.239 | ND | | 0.392 | 0.222 | ND | | 0.465 | 0.263 |
| Sodium, Total | 7440-23-5 | | | 66.8 | J | 156 | 2.45 | 115 | J | 194 | 3.06 | 191 | | 176 | 2.77 | 80.2 | J | 169 | 2.66 | 71.1 | J | 157 | 2.47 | 453 | | 186 | 2.93 |
| Thallium, Total | 7440-28-0 | | | ND | | 1.56 | 0.245 | ND | | 1.94 | 0.306 | 0.296 | J | 1.76 | 0.277 | ND | | 1.69 | 0.266 | 0.248 | J | 1.57 | 0.247 | ND | | 1.86 | 0.293 |
| Vanadium, Total | 7440-62-2 | | | 11.6 | | 0.779 | 0.158 | 16.6 | | 0.971 | 0.197 | 20.3 | | 0.88 | 0.179 | 8.91 | | 0.844 | 0.171 | 16 | | 0.785 | 0.159 | 24.6 | | 0.93 | 0.189 |
| Zinc, Total | 7440-66-6 | 109 | 10000 | 19.5 | | 3.9 | 0.228 | 28.5 | | 4.86 | 0.284 | 360 | | 4.4 | 0.258 | 14.7 | | 4.22 | 0.247 | 22.8 | | 3.92 | 0.23 | 91.5 | | 4.65 | 0.272 |
| **GENERAL CHEMISTRY (mg/kg)** | | | | | | | | | | | | | | | | | | | | | | | | | | | |
| Cyanide, Total | 57-12-5 | 27 | 27 | ND | | 0.97 | 0.2 | ND | | 1.2 | 0.25 | ND | | 1.1 | 0.24 | ND | | 1 | 0.22 | ND | | 1 | 0.22 | ND | | 1.2 | 0.25 |
| Solids, Total | NONE | | | 97.3 | | 0.1 | NA | 79.2 | | 0.1 | NA | 85.9 | | 0.1 | NA | 92.1 | | 0.1 | NA | 96.9 | | 0.1 | NA | 82.4 | | 0.1 | NA |

* Comparison is not performed on parameters with non-numeric criteria.

**Table 3.1 - Soil Sample Analytical Results**
**128-158 North Main Street**
**Portchester, New York**
**SESI Project # 12814**

| | | | BORING ID: | SB-212 | | | | SB-213 | | | | SB-214 | | | | SB-215 | | | |
|---|---|---|---|---|---|---|---|---|---|---|---|---|---|---|---|---|---|---|---|
| | | | SAMPLE ID: | SB-212 (1.5-2.5) | | | | SB-213 (4.5-5.5) | | | | SB-214 (2.5-3.5) | | | | SB-215 (1-2) | | | |
| | | | LAB ID: | L2305048-04 | | | | L2305048-05 | | | | L2305048-06 | | | | L2305048-07 | | | |
| | | | COLLECTION DATE: | 1/30/2023 | | | | 1/30/2023 | | | | 1/30/2023 | | | | 1/30/2023 | | | |
| | | | SAMPLE DEPTH (FT BGS): | 1.5-2.5 | | | | 4.5-5.5 | | | | 2.5-3.5 | | | | 1-2 | | | |
| | | | SAMPLE MATRIX: | SOIL | | | | SOIL | | | | SOIL | | | | SOIL | | | |
| ANALYTE | CAS | NYSDEC USCOs | NYSDEC RRSCOs | Conc | Q | RL | MDL | Conc | Q | RL | MDL | Conc | Q | RL | MDL | Conc | Q | RL | MDL |
| **VOLATILE ORGANICS BY EPA 5035-TIC (mg/kg)** | | | | | | | | | | | | | | | | | | | |
| 1,1,1,2-Tetrachloroethane | 630-20-6 | | | ND | | 0.00053 | 0.00014 | ND | | 0.0005 | 0.00013 | ND | | 0.00048 | 0.00013 | ND | | 0.00046 | 0.00012 |
| 1,1,1-Trichloroethane | 71-55-6 | 0.68 | 100 | ND | | 0.00053 | 0.00018 | ND | | 0.0005 | 0.00017 | ND | | 0.00048 | 0.00016 | ND | | 0.00046 | 0.00015 |
| 1,1,2,2-Tetrachloroethane | 79-34-5 | | | ND | | 0.00053 | 0.00018 | ND | | 0.0005 | 0.00017 | ND | | 0.00048 | 0.00016 | ND | | 0.00046 | 0.00015 |
| 1,1,2-Trichloroethane | 79-00-5 | | | ND | | 0.001 | 0.00028 | ND | | 0.001 | 0.00027 | ND | | 0.00096 | 0.00026 | ND | | 0.00091 | 0.00024 |
| 1,1-Dichloroethane | 75-34-3 | 0.27 | 26 | ND | | 0.001 | 0.00015 | ND | | 0.001 | 0.00014 | ND | | 0.00096 | 0.00014 | ND | | 0.00091 | 0.00013 |
| 1,1-Dichloroethene | 75-35-4 | 0.33 | 100 | ND | | 0.001 | 0.00025 | ND | | 0.001 | 0.00024 | ND | | 0.00096 | 0.00023 | ND | | 0.00091 | 0.00022 |
| 1,1-Dichloropropene | 563-58-6 | | | ND | | 0.00053 | 0.00017 | ND | | 0.0005 | 0.00016 | ND | | 0.00048 | 0.00015 | ND | | 0.00046 | 0.00014 |
| 1,2,3-Trichlorobenzene | 87-61-6 | | | ND | | 0.0021 | 0.00034 | ND | | 0.002 | 0.00032 | ND | | 0.0019 | 0.00031 | ND | | 0.0018 | 0.00029 |
| 1,2,3-Trichloropropane | 96-18-4 | | | ND | | 0.0021 | 0.00013 | ND | | 0.002 | 0.00013 | ND | | 0.0019 | 0.00012 | ND | | 0.0018 | 0.00012 |
| 1,2,4,5-Tetramethylbenzene | 95-93-2 | | | ND | | 0.0021 | 0.0002 | ND | | 0.002 | 0.00019 | ND | | 0.0019 | 0.00018 | ND | | 0.0018 | 0.00017 |
| 1,2,4-Trichlorobenzene | 120-82-1 | | | ND | | 0.0021 | 0.00029 | ND | | 0.002 | 0.00027 | ND | | 0.0019 | 0.00026 | ND | | 0.0018 | 0.00025 |
| 1,2,4-Trimethylbenzene | 95-63-6 | 3.6 | 52 | ND | | 0.0021 | 0.00035 | ND | | 0.002 | 0.00033 | ND | | 0.0019 | 0.00032 | ND | | 0.0018 | 0.0003 |
| 1,2-Dibromo-3-chloropropane | 96-12-8 | | | ND | | 0.0032 | 0.001 | ND | | 0.003 | 0.001 | ND | | 0.0029 | 0.00096 | ND | | 0.0027 | 0.00091 |
| 1,2-Dibromoethane | 106-93-4 | | | ND | | 0.001 | 0.00029 | ND | | 0.001 | 0.00028 | ND | | 0.00096 | 0.00027 | ND | | 0.00091 | 0.00025 |
| 1,2-Dichlorobenzene | 95-50-1 | 1.1 | 100 | ND | | 0.0021 | 0.00015 | ND | | 0.002 | 0.00014 | ND | | 0.0019 | 0.00014 | ND | | 0.0018 | 0.00013 |
| 1,2-Dichloroethane | 107-06-2 | 0.02 | 3.1 | ND | | 0.001 | 0.00027 | ND | | 0.001 | 0.00026 | ND | | 0.00096 | 0.00025 | ND | | 0.00091 | 0.00023 |
| 1,2-Dichloroethene, Total | 540-59-0 | | | ND | | 0.001 | 0.00014 | ND | | 0.001 | 0.00014 | ND | | 0.00096 | 0.00013 | ND | | 0.00091 | 0.00012 |
| 1,2-Dichloropropane | 78-87-5 | | | ND | | 0.001 | 0.00013 | ND | | 0.001 | 0.00012 | ND | | 0.00096 | 0.00012 | ND | | 0.00091 | 0.00011 |
| 1,3,5-Trimethylbenzene | 108-67-8 | 8.4 | 52 | ND | | 0.0021 | 0.0002 | ND | | 0.002 | 0.00019 | ND | | 0.0019 | 0.00018 | ND | | 0.0018 | 0.00018 |
| 1,3-Dichlorobenzene | 541-73-1 | 2.4 | 49 | ND | | 0.0021 | 0.00016 | ND | | 0.002 | 0.00015 | ND | | 0.0019 | 0.00014 | ND | | 0.0018 | 0.00014 |
| 1,3-Dichloropropane | 142-28-9 | | | ND | | 0.0021 | 0.00018 | ND | | 0.002 | 0.00017 | ND | | 0.0019 | 0.00016 | ND | | 0.0018 | 0.00015 |
| 1,3-Dichloropropene, Total | 542-75-6 | | | ND | | 0.00053 | 0.00017 | ND | | 0.0005 | 0.00016 | ND | | 0.00048 | 0.00015 | ND | | 0.00046 | 0.00014 |
| 1,4-Dichlorobenzene | 106-46-7 | 1.8 | 13 | ND | | 0.0021 | 0.00018 | ND | | 0.002 | 0.00017 | ND | | 0.0019 | 0.00016 | ND | | 0.0018 | 0.00016 |
| 1,4-Dioxane | 123-91-1 | 0.1 | 13 | ND | | 0.084 | 0.037 | ND | | 0.08 | 0.035 | ND | | 0.077 | 0.034 | ND | | 0.073 | 0.032 |
| 2,2-Dichloropropane | 594-20-7 | | | ND | | 0.0021 | 0.00021 | ND | | 0.002 | 0.0002 | ND | | 0.0019 | 0.00019 | ND | | 0.0018 | 0.00018 |
| 2-Butanone | 78-93-3 | 0.12 | 100 | ND | | 0.01 | 0.0023 | ND | | 0.01 | 0.0022 | ND | | 0.0096 | 0.0021 | ND | | 0.0091 | 0.002 |
| 2-Hexanone | 591-78-6 | | | ND | | 0.01 | 0.0012 | ND | | 0.01 | 0.0012 | ND | | 0.0096 | 0.0011 | ND | | 0.0091 | 0.0011 |
| 4-Methyl-2-pentanone | 108-10-1 | | | ND | | 0.01 | 0.0014 | ND | | 0.01 | 0.0013 | ND | | 0.0096 | 0.0012 | ND | | 0.0091 | 0.0012 |
| Acetone | 67-64-1 | 0.05 | 100 | ND | | 0.01 | 0.0051 | ND | | 0.01 | 0.0048 | ND | | 0.0096 | 0.0046 | ND | | 0.0091 | 0.0044 |
| Acrylonitrile | 107-13-1 | | | ND | | 0.0042 | 0.0012 | ND | | 0.004 | 0.0012 | ND | | 0.0038 | 0.0011 | ND | | 0.0036 | 0.001 |
| Benzene | 71-43-2 | 0.06 | 4.8 | ND | | 0.00053 | 0.00018 | ND | | 0.0005 | 0.00017 | ND | | 0.00048 | 0.00016 | ND | | 0.00046 | 0.00015 |
| Bromobenzene | 108-86-1 | | | ND | | 0.0021 | 0.00015 | ND | | 0.002 | 0.00014 | ND | | 0.0019 | 0.00014 | ND | | 0.0018 | 0.00013 |
| Bromochloromethane | 74-97-5 | | | ND | | 0.0021 | 0.00022 | ND | | 0.002 | 0.0002 | ND | | 0.0019 | 0.0002 | ND | | 0.0018 | 0.00019 |
| Bromodichloromethane | 75-27-4 | | | ND | | 0.00053 | 0.00012 | ND | | 0.0005 | 0.00011 | ND | | 0.00048 | 0.0001 | ND | | 0.00046 | 0.0001 |
| Bromoform | 75-25-2 | | | ND | | 0.0042 | 0.00026 | ND | | 0.004 | 0.00025 | ND | | 0.0038 | 0.00024 | ND | | 0.0036 | 0.00022 |
| Bromomethane | 74-83-9 | | | ND | | 0.0021 | 0.00061 | ND | | 0.002 | 0.00058 | ND | | 0.0019 | 0.00056 | ND | | 0.0018 | 0.00053 |
| Carbon disulfide | 75-15-0 | | | ND | | 0.01 | 0.0048 | ND | | 0.01 | 0.0046 | ND | | 0.0096 | 0.0044 | ND | | 0.0091 | 0.0042 |
| Carbon tetrachloride | 56-23-5 | 0.76 | 2.4 | ND | | 0.001 | 0.00024 | ND | | 0.001 | 0.00023 | ND | | 0.00096 | 0.00022 | ND | | 0.00091 | 0.00021 |
| Chlorobenzene | 108-90-7 | 1.1 | 100 | ND | | 0.00053 | 0.00013 | ND | | 0.0005 | 0.00013 | ND | | 0.00048 | 0.00012 | ND | | 0.00046 | 0.00012 |
| Chloroethane | 75-00-3 | | | ND | | 0.0021 | 0.00048 | ND | | 0.002 | 0.00045 | ND | | 0.0019 | 0.00043 | ND | | 0.0018 | 0.00041 |
| Chloroform | 67-66-3 | 0.37 | 49 | 0.00033 | J | 0.0016 | 0.00015 | ND | | 0.0015 | 0.00014 | ND | | 0.0014 | 0.00013 | ND | | 0.0014 | 0.00013 |
| Chloromethane | 74-87-3 | | | ND | | 0.0042 | 0.00098 | ND | | 0.004 | 0.00093 | ND | | 0.0038 | 0.0009 | ND | | 0.0036 | 0.00085 |
| cis-1,2-Dichloroethene | 156-59-2 | 0.25 | 100 | ND | | 0.001 | 0.00018 | ND | | 0.001 | 0.00018 | ND | | 0.00096 | 0.00017 | ND | | 0.00091 | 0.00016 |
| cis-1,3-Dichloropropene | 10061-01-5 | | | ND | | 0.00053 | 0.00017 | ND | | 0.0005 | 0.00016 | ND | | 0.00048 | 0.00015 | ND | | 0.00046 | 0.00014 |
| Dibromochloromethane | 124-48-1 | | | ND | | 0.001 | 0.00015 | ND | | 0.001 | 0.00014 | ND | | 0.00096 | 0.00013 | ND | | 0.00091 | 0.00013 |
| Dibromomethane | 74-95-3 | | | ND | | 0.0021 | 0.00025 | ND | | 0.002 | 0.00024 | ND | | 0.0019 | 0.00023 | ND | | 0.0018 | 0.00022 |
| Dichlorodifluoromethane | 75-71-8 | | | ND | | 0.01 | 0.00096 | ND | | 0.01 | 0.00092 | ND | | 0.0096 | 0.00088 | ND | | 0.0091 | 0.00084 |
| Ethyl ether | 60-29-7 | | | ND | | 0.0021 | 0.00036 | ND | | 0.002 | 0.00034 | ND | | 0.0019 | 0.00033 | ND | | 0.0018 | 0.00031 |
| Ethylbenzene | 100-41-4 | 1 | 41 | ND | | 0.001 | 0.00015 | ND | | 0.001 | 0.00014 | ND | | 0.00096 | 0.00014 | ND | | 0.00091 | 0.00013 |
| Hexachlorobutadiene | 87-68-3 | | | ND | | 0.0042 | 0.00018 | ND | | 0.004 | 0.00017 | ND | | 0.0038 | 0.00016 | ND | | 0.0036 | 0.00015 |
| Isopropylbenzene | 98-82-8 | | | ND | | 0.001 | 0.00012 | ND | | 0.001 | 0.00011 | ND | | 0.00096 | 0.0001 | ND | | 0.00091 | 0.0001 |
| Methyl tert butyl ether | 1634-04-4 | 0.93 | 100 | ND | | 0.0021 | 0.00021 | ND | | 0.002 | 0.0002 | ND | | 0.0019 | 0.00019 | ND | | 0.0018 | 0.00018 |
| Methylene chloride | 75-09-2 | 0.05 | 100 | ND | | 0.0053 | 0.0024 | ND | | 0.005 | 0.0023 | ND | | 0.0048 | 0.0022 | ND | | 0.0046 | 0.0021 |
| n-Butylbenzene | 104-51-8 | 12 | 100 | ND | | 0.001 | 0.00018 | ND | | 0.001 | 0.00017 | ND | | 0.00096 | 0.00016 | ND | | 0.00091 | 0.00015 |
| n-Propylbenzene | 103-65-1 | 3.9 | 100 | ND | | 0.001 | 0.00018 | ND | | 0.001 | 0.00017 | ND | | 0.00096 | 0.00016 | ND | | 0.00091 | 0.00016 |
| Naphthalene | 91-20-3 | 12 | 100 | ND | | 0.0042 | 0.00069 | ND | | 0.004 | 0.00065 | ND | | 0.0038 | 0.00062 | ND | | 0.0036 | 0.00059 |
| **VOLATILE ORGANICS BY EPA 5035-TIC (mg/kg)** | | | | | | | | | | | | | | | | | | | |
| o-Chlorotoluene | 95-49-8 | | | ND | | 0.0021 | 0.0002 | ND | | 0.002 | 0.00019 | ND | | 0.0019 | 0.00018 | ND | | 0.0018 | 0.00017 |
| o-Xylene | 95-47-6 | | | ND | | 0.001 | 0.00031 | ND | | 0.001 | 0.00029 | ND | | 0.00096 | 0.00028 | ND | | 0.00091 | 0.00026 |
| p-Chlorotoluene | 106-43-4 | | | ND | | 0.0021 | 0.00011 | ND | | 0.002 | 0.00011 | ND | | 0.0019 | 0.0001 | ND | | 0.0018 | 0.0001 |
| p-Diethylbenzene | 105-05-5 | | | ND | | 0.0021 | 0.00019 | ND | | 0.002 | 0.00018 | ND | | 0.0019 | 0.00017 | ND | | 0.0018 | 0.00016 |
| p-Ethyltoluene | 622-96-8 | | | ND | | 0.0021 | 0.0004 | ND | | 0.002 | 0.00038 | ND | | 0.0019 | 0.00037 | ND | | 0.0018 | 0.00035 |
| p-Isopropyltoluene | 99-87-6 | | | ND | | 0.001 | 0.00012 | ND | | 0.001 | 0.00011 | ND | | 0.00096 | 0.0001 | ND | | 0.00091 | 0.0001 |
| p/m-Xylene | 179601-23-1 | | | ND | | 0.0021 | 0.00059 | ND | | 0.002 | 0.00056 | ND | | 0.0019 | 0.00054 | ND | | 0.0018 | 0.00051 |
| sec-Butylbenzene | 135-98-8 | 11 | 100 | ND | | 0.001 | 0.00015 | ND | | 0.001 | 0.00015 | ND | | 0.00096 | 0.00014 | ND | | 0.00091 | 0.00013 |
| Styrene | 100-42-5 | | | ND | | 0.001 | 0.00021 | ND | | 0.001 | 0.0002 | ND | | 0.00096 | 0.00019 | ND | | 0.00091 | 0.00018 |

## Table 3.1 - Soil Sample Analytical Results
## 128-158 North Main Street
## Portchester, New York
## SESI Project # 12814

| | | | | | | | | | | | | | | | | | | | |
|---|---|---|---|---|---|---|---|---|---|---|---|---|---|---|---|---|---|---|---|
| BORING ID: | | | | SB-212 | | | | SB-213 | | | | SB-214 | | | | SB-215 | | | |
| SAMPLE ID: | | | | SB-212 (1.5-2.5) | | | | SB-213 (4.5-5.5) | | | | SB-214 (2.5-3.5) | | | | SB-215 (1-2) | | | |
| LAB ID: | | | | L2305048-04 | | | | L2305048-05 | | | | L2305048-06 | | | | L2305048-07 | | | |
| COLLECTION DATE: | | | | 1/30/2023 | | | | 1/30/2023 | | | | 1/30/2023 | | | | 1/30/2023 | | | |
| SAMPLE DEPTH (FT BGS): | | | | 1.5-2.5 | | | | 4.5-5.5 | | | | 2.5-3.5 | | | | 1-2 | | | |
| SAMPLE MATRIX: | | | | SOIL | | | | SOIL | | | | SOIL | | | | SOIL | | | |
| ANALYTE | CAS | NYSDEC USCOs | NYSDEC RRSCOs | Conc | Q | RL | MDL | Conc | Q | RL | MDL | Conc | Q | RL | MDL | Conc | Q | RL | MDL |
| tert-Butylbenzene | 98-06-6 | 5.9 | 100 | ND | | 0.0021 | 0.00012 | ND | | 0.002 | 0.00012 | ND | | 0.0019 | 0.00011 | ND | | 0.0018 | 0.00011 |
| Tetrachloroethene | 127-18-4 | 1.3 | 19 | ND | | 0.00053 | 0.00021 | ND | | 0.0005 | 0.0002 | ND | | 0.00048 | 0.00019 | ND | | 0.00046 | 0.00018 |
| Toluene | 108-88-3 | 0.7 | 100 | ND | | 0.001 | 0.00057 | ND | | 0.001 | 0.00054 | ND | | 0.00096 | 0.00052 | ND | | 0.00091 | 0.0005 |
| trans-1,2-Dichloroethene | 156-60-5 | 0.19 | 100 | ND | | 0.0016 | 0.00014 | ND | | 0.0015 | 0.00014 | ND | | 0.0014 | 0.00013 | ND | | 0.0014 | 0.00012 |
| trans-1,3-Dichloropropene | 10061-02-6 | | | ND | | 0.001 | 0.00029 | ND | | 0.001 | 0.00027 | ND | | 0.00096 | 0.00026 | ND | | 0.00091 | 0.00025 |
| trans-1,4-Dichloro-2-butene | 110-57-6 | | | ND | | 0.0053 | 0.0015 | ND | | 0.005 | 0.0014 | ND | | 0.0048 | 0.0014 | ND | | 0.0046 | 0.0013 |
| Trichloroethene | 79-01-6 | 0.47 | 21 | ND | | 0.00053 | 0.00014 | ND | | 0.0005 | 0.00014 | ND | | 0.00048 | 0.00013 | ND | | 0.00046 | 0.00012 |
| Trichlorofluoromethane | 75-69-4 | | | ND | | 0.0042 | 0.00073 | ND | | 0.004 | 0.0007 | ND | | 0.0038 | 0.00067 | ND | | 0.0036 | 0.00063 |
| Vinyl acetate | 108-05-4 | | | ND | | 0.01 | 0.0023 | ND | | 0.01 | 0.0022 | ND | | 0.0096 | 0.0021 | ND | | 0.0091 | 0.002 |
| Vinyl chloride | 75-01-4 | 0.02 | 0.9 | ND | | 0.001 | 0.00035 | ND | | 0.001 | 0.00034 | ND | | 0.00096 | 0.00032 | ND | | 0.00091 | 0.0003 |
| Xylenes, Total | 1330-20-7 | 0.26 | 100 | ND | | 0.001 | 0.00031 | ND | | 0.001 | 0.00029 | ND | | 0.00096 | 0.00028 | ND | | 0.00091 | 0.00026 |
| Total VOCs | | | | 0.00033 | - | - | - | - | - | - | - | - | - | - | - | - | - | - | - |
| **VOLATILE ORGANICS BY EPA 5035-TIC (mg/kg)** | | | | | | | | | | | | | | | | | | | |
| 1-Phenyl-1-butene | 000824-90-8 | | | - | - | - | - | - | - | - | - | - | - | - | - | - | - | - | - |
| Cyclohexane, methyl- | 000108-87-2 | | | - | - | - | - | - | - | - | - | - | - | - | - | - | - | - | - |
| Dodecane (C12) | 000112-40-3 | | | - | - | - | - | - | - | - | - | - | - | - | - | - | - | - | - |
| Heptane | 000142-82-5 | | | - | - | - | - | - | - | - | - | - | - | - | - | - | - | - | - |
| Heptane, 2-methyl- | 000592-27-8 | | | - | - | - | - | - | - | - | - | - | - | - | - | - | - | - | - |
| Heptane, 3-methyl- | 000589-81-1 | | | - | - | - | - | - | - | - | - | - | - | - | - | - | - | - | - |
| No Tentatively Identified Compounds | | | | ND | | 0 | 0 | - | | - | - | ND | | 0 | 0 | - | - | - | - |
| Octane | 000111-65-9 | | | - | - | - | - | - | - | - | - | - | - | - | - | - | - | - | - |
| Unknown | | | | - | - | - | - | - | - | - | - | - | - | - | - | - | - | - | - |
| Unknown | | | | - | - | - | - | - | - | - | - | - | - | - | - | - | - | - | - |
| Unknown | | | | - | - | - | - | - | - | - | - | - | - | - | - | - | - | - | - |
| Unknown | | | | - | | - | - | 0.0028 | J | 0 | 0 | - | | - | - | 0.00258 | J | 0 | 0 |
| Unknown | | | | - | - | - | - | - | - | - | - | - | - | - | - | - | - | - | - |
| Unknown Alkane | | | | - | - | - | - | - | - | - | - | - | - | - | - | - | - | - | - |
| Unknown Aromatic | | | | - | - | - | - | - | - | - | - | - | - | - | - | - | - | - | - |
| Unknown Aromatic | | | | - | - | - | - | - | - | - | - | - | - | - | - | - | - | - | - |
| Unknown Aromatic | | | | - | - | - | - | - | - | - | - | - | - | - | - | - | - | - | - |
| Unknown Benzene | | | | - | - | - | - | - | - | - | - | - | - | - | - | - | - | - | - |
| Unknown Benzene | | | | - | - | - | - | - | - | - | - | - | - | - | - | - | - | - | - |
| Unknown Benzene | | | | - | - | - | - | - | - | - | - | - | - | - | - | - | - | - | - |
| Unknown Benzene | | | | - | - | - | - | - | - | - | - | - | - | - | - | - | - | - | - |
| Unknown Benzene | | | | - | - | - | - | - | - | - | - | - | - | - | - | - | - | - | - |
| Unknown Benzene | | | | - | - | - | - | - | - | - | - | - | - | - | - | - | - | - | - |
| Unknown Benzene | | | | - | - | - | - | - | - | - | - | - | - | - | - | - | - | - | - |
| Unknown Cyclohexane | | | | - | - | - | - | - | - | - | - | - | - | - | - | - | - | - | - |
| Unknown Cyclohexane | | | | - | - | - | - | - | - | - | - | - | - | - | - | - | - | - | - |
| Unknown Naphthalene | | | | - | - | - | - | - | - | - | - | - | - | - | - | - | - | - | - |
| Total TIC Compounds | | | | - | | - | - | 0.0028 | J | 0 | 0 | - | | - | - | 0.00258 | J | 0 | 0 |
| **PERFLUORINATED ALKYL ACIDS BY EPA 1633 (ng/kg)** | | | | | | | | | | | | | | | | | | | |
| Perfluorobutanoic Acid (PFBA) | 375-22-4 | | | ND | | 0.000793 | 0.00005 | - | - | - | - | - | - | - | - | ND | | 0.000773 | 0.000049 |
| Perfluoropentanoic Acid (PFPeA) | 2706-90-3 | | | 0.000119 | JF | 0.000396 | 0.000056 | - | - | - | - | - | - | - | - | 0.000085 | J | 0.000387 | 0.000054 |
| Perfluorobutanesulfonic Acid (PFBS) | 375-73-5 | | | ND | | 0.000198 | 0.000043 | - | - | - | - | - | - | - | - | ND | | 0.000193 | 0.000042 |
| Perfluorohexanoic Acid (PFHxA) | 307-24-4 | | | 0.000571 | | 0.000198 | 0.000046 | - | - | - | - | - | - | - | - | ND | | 0.000193 | 0.000045 |
| Perfluoroheptanoic Acid (PFHpA) | 375-85-9 | | | 0.000404 | | 0.000198 | 0.000023 | - | - | - | - | - | - | - | - | ND | | 0.000193 | 0.000022 |
| Perfluorohexanesulfonic Acid (PFHxS) | 355-46-4 | | | ND | | 0.000198 | 0.000059 | - | - | - | - | - | - | - | - | ND | | 0.000193 | 0.000057 |
| Perfluorooctanoic Acid (PFOA) | 335-67-1 | 0.00066 | 0.033 | 0.000563 | | 0.000198 | 0.000052 | - | - | - | - | - | - | - | - | 0.000124 | J | 0.000193 | 0.00005 |
| 1H,1H,2H,2H-Perfluorooctanesulfonic Acid (6:2F | 27619-97-2 | | | ND | | 0.000793 | 0.000277 | - | - | - | - | - | - | - | - | ND | | 0.000773 | 0.000271 |
| Perfluoroheptanesulfonic Acid (PFHpS) | 375-92-8 | | | ND | | 0.000198 | 0.000037 | - | - | - | - | - | - | - | - | ND | | 0.000193 | 0.000036 |
| Perfluorononanoic Acid (PFNA) | 375-95-1 | | | ND | | 0.000198 | 0.000078 | - | - | - | - | - | - | - | - | ND | | 0.000193 | 0.000076 |
| Perfluorooctanesulfonic Acid (PFOS) | 1763-23-1 | 0.00088 | 0.044 | 0.000095 | JF | 0.000198 | 0.000079 | - | - | - | - | - | - | - | - | 0.000271 | | 0.000193 | 0.000077 |
| Perfluorodecanoic Acid (PFDA) | 335-76-2 | | | ND | | 0.000198 | 0.000075 | - | - | - | - | - | - | - | - | ND | | 0.000193 | 0.000073 |
| 1H,1H,2H,2H-Perfluorodecanesulfonic Acid (8:2 | 39108-34-4 | | | ND | | 0.000793 | 0.000384 | - | - | - | - | - | - | - | - | ND | | 0.000773 | 0.000374 |
| N-Methyl Perfluorooctanesulfonamidoacetic Acid | 2355-31-9 | | | ND | | 0.000198 | 0.000099 | - | - | - | - | - | - | - | - | ND | | 0.000193 | 0.000097 |
| Perfluoroundecanoic Acid (PFUnA) | 2058-94-8 | | | ND | | 0.000198 | 0.000051 | - | - | - | - | - | - | - | - | ND | | 0.000193 | 0.00005 |
| Perfluorodecanesulfonic Acid (PFDS) | 335-77-3 | | | ND | | 0.000198 | 0.000032 | - | - | - | - | - | - | - | - | ND | | 0.000193 | 0.000031 |
| Perfluorooctanesulfonamide (PFOSA) | 754-91-6 | | | ND | | 0.000198 | 0.000043 | - | - | - | - | - | - | - | - | ND | | 0.000193 | 0.000042 |
| N-Ethyl Perfluorooctanesulfonamidoacetic Acid ( | 2991-50-6 | | | ND | | 0.000198 | 0.000082 | - | - | - | - | - | - | - | - | ND | | 0.000193 | 0.00008 |
| Perfluorododecanoic Acid (PFDoA) | 307-55-1 | | | ND | | 0.000198 | 0.00004 | - | - | - | - | - | - | - | - | ND | | 0.000193 | 0.000039 |
| Perfluorotridecanoic Acid (PFTrDA) | 72629-94-8 | | | ND | | 0.000198 | 0.000052 | - | - | - | - | - | - | - | - | ND | | 0.000193 | 0.000051 |
| Perfluorotetradecanoic Acid (PFTeDA) | 376-06-7 | | | ND | | 0.000198 | 0.000105 | - | - | - | - | - | - | - | - | ND | | 0.000193 | 0.000103 |
| PFOA/PFOS, Total | | | | 0.000658 | J | 0.000198 | 0.000052 | - | - | - | - | - | - | - | - | 0.000395 | J | 0.000193 | 0.00005 |

**Table 3.1 - Soil Sample Analytical Results**
**128-158 North Main Street**
**Portchester, New York**
**SESI Project # 12814**

| | | | BORING ID: | SB-212 | | | | SB-213 | | | | SB-214 | | | | SB-215 | | | |
|---|---|---|---|---|---|---|---|---|---|---|---|---|---|---|---|---|---|---|---|
| | | | SAMPLE ID: | SB-212 (1.5-2.5) | | | | SB-213 (4.5-5.5) | | | | SB-214 (2.5-3.5) | | | | SB-215 (1-2) | | | |
| | | | LAB ID: | L2305048-04 | | | | L2305048-05 | | | | L2305048-06 | | | | L2305048-07 | | | |
| | | | COLLECTION DATE: | 1/30/2023 | | | | 1/30/2023 | | | | 1/30/2023 | | | | 1/30/2023 | | | |
| | | | SAMPLE DEPTH (FT BGS): | 1.5-2.5 | | | | 4.5-5.5 | | | | 2.5-3.5 | | | | 1-2 | | | |
| | | | SAMPLE MATRIX: | SOIL | | | | SOIL | | | | SOIL | | | | SOIL | | | |
| | | NYSDEC USCOs | NYSDEC RRSCOs | | | | | | | | | | | | | | | | |
| **ANALYTE** | **CAS** | | | **Conc** | **Q** | **RL** | **MDL** | **Conc** | **Q** | **RL** | **MDL** | **Conc** | **Q** | **RL** | **MDL** | **Conc** | **Q** | **RL** | **MDL** |
| **SEMIVOLATILE ORGANICS BY GC/MS (mg/kg)** | | | | | | | | | | | | | | | | | | | |
| 1,2,4,5-Tetrachlorobenzene | 95-94-3 | | | ND | | 0.22 | 0.023 | ND | | 0.18 | 0.019 | ND | | 0.18 | 0.019 | ND | | 0.18 | 0.019 |
| 1,2,4-Trichlorobenzene | 120-82-1 | | | ND | | 0.22 | 0.025 | ND | | 0.18 | 0.021 | ND | | 0.18 | 0.02 | ND | | 0.18 | 0.02 |
| 1,2-Dichlorobenzene | 95-50-1 | 1.1 | 100 | ND | | 0.22 | 0.04 | ND | | 0.18 | 0.033 | ND | | 0.18 | 0.032 | ND | | 0.18 | 0.032 |
| 1,3-Dichlorobenzene | 541-73-1 | 2.4 | 49 | ND | | 0.22 | 0.038 | ND | | 0.18 | 0.032 | ND | | 0.18 | 0.031 | ND | | 0.18 | 0.031 |
| 1,4-Dichlorobenzene | 106-46-7 | 1.8 | 13 | ND | | 0.22 | 0.038 | ND | | 0.18 | 0.032 | ND | | 0.18 | 0.031 | ND | | 0.18 | 0.031 |
| 1,4-Dioxane | 123-91-1 | 0.1 | 13 | ND | | 0.033 | 0.01 | ND | | 0.028 | 0.0084 | ND | | 0.027 | 0.0082 | ND | | 0.027 | 0.0082 |
| 2,4,5-Trichlorophenol | 95-95-4 | | | ND | | 0.22 | 0.042 | ND | | 0.18 | 0.035 | ND | | 0.18 | 0.034 | ND | | 0.18 | 0.034 |
| 2,4,6-Trichlorophenol | 88-06-2 | | | ND | | 0.13 | 0.042 | ND | | 0.11 | 0.035 | ND | | 0.11 | 0.034 | ND | | 0.11 | 0.034 |
| 2,4-Dichlorophenol | 120-83-2 | | | ND | | 0.2 | 0.036 | ND | | 0.16 | 0.03 | ND | | 0.16 | 0.029 | ND | | 0.16 | 0.029 |
| 2,4-Dimethylphenol | 105-67-9 | | | ND | | 0.22 | 0.073 | ND | | 0.18 | 0.061 | ND | | 0.18 | 0.059 | ND | | 0.18 | 0.059 |
| 2,4-Dinitrophenol | 51-28-5 | | | ND | | 1.1 | 0.1 | ND | | 0.88 | 0.086 | ND | | 0.86 | 0.083 | ND | | 0.86 | 0.083 |
| 2,4-Dinitrotoluene | 121-14-2 | | | ND | | 0.22 | 0.044 | ND | | 0.18 | 0.037 | ND | | 0.18 | 0.036 | ND | | 0.18 | 0.036 |
| 2,6-Dinitrotoluene | 606-20-2 | | | ND | | 0.22 | 0.038 | ND | | 0.18 | 0.032 | ND | | 0.18 | 0.031 | ND | | 0.18 | 0.031 |
| 2-Chloronaphthalene | 91-58-7 | | | ND | | 0.22 | 0.022 | ND | | 0.18 | 0.018 | ND | | 0.18 | 0.018 | ND | | 0.18 | 0.018 |
| 2-Chlorophenol | 95-57-8 | | | ND | | 0.22 | 0.026 | ND | | 0.18 | 0.022 | ND | | 0.18 | 0.021 | ND | | 0.18 | 0.021 |
| 2-Methylnaphthalene | 91-57-6 | | | ND | | 0.26 | 0.027 | ND | | 0.22 | 0.022 | 0.031 | J | 0.21 | 0.022 | ND | | 0.21 | 0.022 |
| 2-Methylphenol | 95-48-7 | 0.33 | 100 | ND | | 0.22 | 0.034 | ND | | 0.18 | 0.028 | ND | | 0.18 | 0.028 | ND | | 0.18 | 0.028 |
| 2-Nitroaniline | 88-74-4 | | | ND | | 0.22 | 0.042 | ND | | 0.18 | 0.035 | ND | | 0.18 | 0.034 | ND | | 0.18 | 0.034 |
| 2-Nitrophenol | 88-75-5 | | | ND | | 0.48 | 0.083 | ND | | 0.4 | 0.069 | ND | | 0.39 | 0.067 | ND | | 0.39 | 0.067 |
| 3,3'-Dichlorobenzidine | 91-94-1 | | | ND | | 0.22 | 0.059 | ND | | 0.18 | 0.049 | ND | | 0.18 | 0.048 | ND | | 0.18 | 0.048 |
| 3-Methylphenol/4-Methylphenol | 108-39-4/106-44-5 | 0.33 | 100 | ND | | 0.32 | 0.034 | ND | | 0.26 | 0.029 | ND | | 0.26 | 0.028 | ND | | 0.26 | 0.028 |
| 3-Nitroaniline | 99-09-2 | | | ND | | 0.22 | 0.042 | ND | | 0.18 | 0.035 | ND | | 0.18 | 0.034 | ND | | 0.18 | 0.034 |
| 4,6-Dinitro-o-cresol | 534-52-1 | | | ND | | 0.57 | 0.11 | ND | | 0.48 | 0.088 | ND | | 0.46 | 0.086 | ND | | 0.46 | 0.086 |
| 4-Bromophenyl phenyl ether | 101-55-3 | | | ND | | 0.22 | 0.034 | ND | | 0.18 | 0.028 | ND | | 0.18 | 0.027 | ND | | 0.18 | 0.027 |
| 4-Chloroaniline | 106-47-8 | | | ND | | 0.22 | 0.04 | ND | | 0.18 | 0.033 | ND | | 0.18 | 0.032 | ND | | 0.18 | 0.032 |
| 4-Chlorophenyl phenyl ether | 7005-72-3 | | | ND | | 0.22 | 0.024 | ND | | 0.18 | 0.02 | ND | | 0.18 | 0.019 | ND | | 0.18 | 0.019 |
| 4-Nitroaniline | 100-01-6 | | | ND | | 0.22 | 0.091 | ND | | 0.18 | 0.076 | ND | | 0.18 | 0.074 | ND | | 0.18 | 0.074 |
| 4-Nitrophenol | 100-02-7 | | | ND | | 0.31 | 0.09 | ND | | 0.26 | 0.075 | ND | | 0.25 | 0.073 | ND | | 0.25 | 0.073 |
| Acenaphthene | 83-32-9 | 20 | 100 | 0.085 | J | 0.18 | 0.023 | ND | | 0.15 | 0.019 | 0.12 | J | 0.14 | 0.018 | ND | | 0.14 | 0.018 |
| Acenaphthylene | 208-96-8 | 100 | 100 | ND | | 0.18 | 0.034 | ND | | 0.15 | 0.028 | 0.088 | J | 0.14 | 0.028 | ND | | 0.14 | 0.028 |
| Acetophenone | 98-86-2 | | | ND | | 0.22 | 0.027 | ND | | 0.18 | 0.023 | ND | | 0.18 | 0.022 | ND | | 0.18 | 0.022 |
| Anthracene | 120-12-7 | 100 | 100 | 0.29 | | 0.13 | 0.043 | ND | | 0.11 | 0.036 | 0.32 | | 0.11 | 0.035 | ND | | 0.11 | 0.035 |
| Benzo(a)anthracene | 56-55-3 | 1 | 1 | 0.83 | | 0.13 | 0.025 | 0.11 | | 0.11 | 0.021 | 0.76 | | 0.11 | 0.02 | ND | | 0.11 | 0.02 |
| Benzo(a)pyrene | 50-32-8 | 1 | 1 | 0.79 | | 0.18 | 0.054 | 0.15 | | 0.15 | 0.045 | 0.86 | | 0.14 | 0.044 | ND | | 0.14 | 0.044 |
| Benzo(b)fluoranthene | 205-99-2 | 1 | 1 | 0.99 | | 0.13 | 0.037 | 0.17 | | 0.11 | 0.031 | 0.96 | | 0.11 | 0.03 | ND | | 0.11 | 0.03 |
| Benzo(ghi)perylene | 191-24-2 | 100 | 100 | 0.45 | | 0.18 | 0.026 | 0.099 | J | 0.15 | 0.022 | 0.59 | | 0.14 | 0.021 | ND | | 0.14 | 0.021 |
| Benzo(k)fluoranthene | 207-08-9 | 0.8 | 3.9 | 0.28 | | 0.13 | 0.035 | 0.066 | J | 0.11 | 0.029 | 0.31 | | 0.11 | 0.029 | ND | | 0.11 | 0.029 |
| Benzoic Acid | 65-85-0 | | | ND | | 0.72 | 0.22 | ND | | 0.6 | 0.19 | ND | | 0.58 | 0.18 | ND | | 0.58 | 0.18 |
| Benzyl Alcohol | 100-51-6 | | | ND | | 0.22 | 0.068 | ND | | 0.18 | 0.056 | ND | | 0.18 | 0.055 | ND | | 0.18 | 0.055 |
| Biphenyl | 92-52-4 | | | ND | | 0.5 | 0.029 | ND | | 0.42 | 0.024 | ND | | 0.41 | 0.023 | ND | | 0.41 | 0.023 |
| Bis(2-chloroethoxy)methane | 111-91-1 | | | ND | | 0.24 | 0.022 | ND | | 0.2 | 0.018 | ND | | 0.19 | 0.018 | ND | | 0.19 | 0.018 |
| Bis(2-chloroethyl)ether | 111-44-4 | | | ND | | 0.2 | 0.03 | ND | | 0.16 | 0.025 | ND | | 0.16 | 0.024 | ND | | 0.16 | 0.024 |
| Bis(2-chloroisopropyl)ether | 108-60-1 | | | ND | | 0.26 | 0.038 | ND | | 0.22 | 0.031 | ND | | 0.21 | 0.03 | ND | | 0.21 | 0.03 |
| Bis(2-ethylhexyl)phthalate | 117-81-7 | | | ND | | 0.22 | 0.076 | 0.1 | J | 0.18 | 0.064 | ND | | 0.18 | 0.062 | ND | | 0.18 | 0.062 |
| Butyl benzyl phthalate | 85-68-7 | | | ND | | 0.22 | 0.056 | ND | | 0.18 | 0.046 | ND | | 0.18 | 0.045 | ND | | 0.18 | 0.045 |
| Carbazole | 86-74-8 | | | 0.075 | J | 0.22 | 0.021 | ND | | 0.18 | 0.018 | 0.11 | J | 0.18 | 0.017 | ND | | 0.18 | 0.017 |
| Chrysene | 218-01-9 | 1 | 3.9 | 0.82 | | 0.13 | 0.023 | 0.11 | | 0.11 | 0.019 | 0.73 | | 0.11 | 0.018 | ND | | 0.11 | 0.019 |
| Di-n-butylphthalate | 84-74-2 | | | ND | | 0.22 | 0.042 | ND | | 0.18 | 0.035 | ND | | 0.18 | 0.034 | ND | | 0.18 | 0.034 |
| Di-n-octylphthalate | 117-84-0 | | | ND | | 0.22 | 0.075 | ND | | 0.18 | 0.062 | ND | | 0.18 | 0.061 | ND | | 0.18 | 0.061 |
| Dibenzo(a,h)anthracene | 53-70-3 | 0.33 | 0.33 | 0.12 | J | 0.13 | 0.026 | 0.021 | J | 0.11 | 0.021 | 0.13 | | 0.11 | 0.021 | ND | | 0.11 | 0.021 |
| Dibenzofuran | 132-64-9 | 7 | 59 | 0.037 | J | 0.22 | 0.021 | ND | | 0.18 | 0.017 | 0.065 | J | 0.18 | 0.017 | ND | | 0.18 | 0.017 |
| Diethyl phthalate | 84-66-2 | | | ND | | 0.22 | 0.02 | ND | | 0.18 | 0.017 | ND | | 0.18 | 0.016 | ND | | 0.18 | 0.016 |
| Dimethyl phthalate | 131-11-3 | | | ND | | 0.22 | 0.046 | ND | | 0.18 | 0.039 | ND | | 0.18 | 0.038 | ND | | 0.18 | 0.038 |
| Fluoranthene | 206-44-0 | 100 | 100 | 1.9 | | 0.13 | 0.025 | 0.2 | | 0.11 | 0.021 | 1.9 | | 0.11 | 0.02 | ND | | 0.11 | 0.02 |
| Fluorene | 86-73-7 | 30 | 100 | 0.1 | J | 0.22 | 0.021 | ND | | 0.18 | 0.018 | 0.11 | J | 0.18 | 0.017 | ND | | 0.18 | 0.017 |
| Hexachlorobenzene | 118-74-1 | 0.33 | 1.2 | ND | | 0.13 | 0.025 | ND | | 0.11 | 0.02 | ND | | 0.11 | 0.02 | ND | | 0.11 | 0.02 |
| **SEMIVOLATILE ORGANICS BY GC/MS (mg/kg)** | | | | | | | | | | | | | | | | | | | |
| Hexachlorobutadiene | 87-68-3 | | | ND | | 0.22 | 0.032 | ND | | 0.18 | 0.027 | ND | | 0.18 | 0.026 | ND | | 0.18 | 0.026 |
| Hexachlorocyclopentadiene | 77-47-4 | | | ND | | 0.63 | 0.2 | ND | | 0.52 | 0.17 | ND | | 0.51 | 0.16 | ND | | 0.51 | 0.16 |
| **SEMIVOLATILE ORGANICS BY GC/MS (mg/kg)** | | | | | | | | | | | | | | | | | | | |
| Hexachloroethane | 67-72-1 | | | ND | | 0.18 | 0.036 | ND | | 0.15 | 0.03 | ND | | 0.14 | 0.029 | ND | | 0.14 | 0.029 |
| Indeno(1,2,3-cd)pyrene | 193-39-5 | 0.5 | 0.5 | 0.51 | | 0.18 | 0.031 | 0.11 | J | 0.15 | 0.026 | 0.58 | | 0.14 | 0.025 | ND | | 0.14 | 0.025 |
| Isophorone | 78-59-1 | | | ND | | 0.2 | 0.029 | ND | | 0.16 | 0.024 | ND | | 0.16 | 0.023 | ND | | 0.16 | 0.023 |
| n-Nitrosodi-n-propylamine | 621-64-7 | | | ND | | 0.22 | 0.034 | ND | | 0.18 | 0.028 | ND | | 0.18 | 0.028 | ND | | 0.18 | 0.028 |
| Naphthalene | 91-20-3 | 12 | 100 | 0.028 | J | 0.22 | 0.027 | ND | | 0.18 | 0.022 | 0.074 | J | 0.18 | 0.022 | ND | | 0.18 | 0.022 |
| NDPA/DPA | 86-30-6 | | | ND | | 0.18 | 0.025 | ND | | 0.15 | 0.021 | ND | | 0.14 | 0.02 | ND | | 0.14 | 0.02 |

# Table 3.1 - Soil Sample Analytical Results
## 128-158 North Main Street
## Portchester, New York
## SESI Project # 12814

|  |  |  | BORING ID: | SB-212 |  |  |  | SB-213 |  |  |  | SB-214 |  |  |  | SB-215 |  |  |  |
|---|---|---|---|---|---|---|---|---|---|---|---|---|---|---|---|---|---|---|---|
|  |  |  | SAMPLE ID: | SB-212 (1.5-2.5) |  |  |  | SB-213 (4.5-5.5) |  |  |  | SB-214 (2.5-3.5) |  |  |  | SB-215 (1-2) |  |  |  |
|  |  |  | LAB ID: | L2305048-04 |  |  |  | L2305048-05 |  |  |  | L2305048-06 |  |  |  | L2305048-07 |  |  |  |
|  |  |  | COLLECTION DATE: | 1/30/2023 |  |  |  | 1/30/2023 |  |  |  | 1/30/2023 |  |  |  | 1/30/2023 |  |  |  |
|  |  |  | SAMPLE DEPTH (FT BGS): | 1.5-2.5 |  |  |  | 4.5-5.5 |  |  |  | 2.5-3.5 |  |  |  | 1-2 |  |  |  |
|  |  |  | SAMPLE MATRIX: | SOIL |  |  |  | SOIL |  |  |  | SOIL |  |  |  | SOIL |  |  |  |
| **ANALYTE** | **CAS** | **NYSDEC USCOs** | **NYSDEC RRSCOs** | **Conc** | **Q** | **RL** | **MDL** | **Conc** | **Q** | **RL** | **MDL** | **Conc** | **Q** | **RL** | **MDL** | **Conc** | **Q** | **RL** | **MDL** |
| Nitrobenzene | 98-95-3 |  |  | ND |  | 0.2 | 0.033 | ND |  | 0.16 | 0.027 | ND |  | 0.16 | 0.026 | ND |  | 0.16 | 0.026 |
| p-Chloro-m-cresol | 59-50-7 |  |  | ND |  | 0.22 | 0.033 | ND |  | 0.18 | 0.027 | ND |  | 0.18 | 0.027 | ND |  | 0.18 | 0.027 |
| Pentachlorophenol | 87-86-5 | 0.8 | 6.7 | ND |  | 0.18 | 0.048 | ND |  | 0.15 | 0.04 | ND |  | 0.14 | 0.039 | ND |  | 0.14 | 0.039 |
| Phenanthrene | 85-01-8 | 100 | 100 | 1.5 |  | 0.13 | 0.027 | 0.091 | J | 0.11 | 0.022 | 1.5 |  | 0.11 | 0.022 | ND |  | 0.11 | 0.022 |
| Phenol | 108-95-2 | 0.33 | 100 | ND |  | 0.22 | 0.033 | ND |  | 0.18 | 0.028 | ND |  | 0.18 | 0.027 | ND |  | 0.18 | 0.027 |
| Pyrene | 129-00-0 | 100 | 100 | 1.7 |  | 0.13 | 0.022 | 0.18 |  | 0.11 | 0.018 | 1.7 |  | 0.11 | 0.018 | ND |  | 0.11 | 0.018 |
| Total SVOCs |  |  |  | 10.505 | - | - | - | 1.407 | - | - | - | 10.938 | - | - | - | - | - | - | - |
| **SEMIVOLATILE ORGANICS BY GC/MS-TIC (mg/kg)** |  |  |  |  |  |  |  |  |  |  |  |  |  |  |  |  |  |  |  |
| No Tentatively Identified Compounds |  |  |  | - |  | - | - | ND |  | 0 | 0 | - |  | - | - | ND |  | 0 | 0 |
| Unknown |  |  |  | 0.263 | J | 0 | 0 | - |  | - | - | 0.287 | J | 0 | 0 | - | - | - | - |
| Unknown |  |  |  | 0.318 | J | 0 | 0 | - |  | - | - | 0.181 | J | 0 | 0 | - | - | - | - |
| Unknown |  |  |  | 0.221 | J | 0 | 0 | - |  | - | - | 0.176 | J | 0 | 0 | - | - | - | - |
| Unknown |  |  |  | - | - | - | - | - | - | - | - | - | - | - | - | - | - | - | - |
| Unknown |  |  |  | - |  | - | - | - |  | - | - | 0.284 | J | 0 | 0 | - | - | - | - |
| Unknown |  |  |  | - |  | - | - | - |  | - | - | 0.148 | J | 0 | 0 | - | - | - | - |
| Unknown |  |  |  | - |  | - | - | - |  | - | - | 0.199 | J | 0 | 0 | - | - | - | - |
| Unknown Alkane |  |  |  | 0.226 | J | 0 | 0 | - | - | - | - | - | - | - | - | - | - | - | - |
| Unknown Alkane |  |  |  | - | - | - | - | - | - | - | - | - | - | - | - | - | - | - | - |
| Unknown Alkane |  |  |  | - | - | - | - | - | - | - | - | - | - | - | - | - | - | - | - |
| Unknown Alkane |  |  |  | - | - | - | - | - | - | - | - | - | - | - | - | - | - | - | - |
| Unknown Alkane |  |  |  | - | - | - | - | - | - | - | - | - | - | - | - | - | - | - | - |
| Unknown Alkane |  |  |  | - | - | - | - | - | - | - | - | - | - | - | - | - | - | - | - |
| Unknown Alkane |  |  |  | - | - | - | - | - | - | - | - | - | - | - | - | - | - | - | - |
| Unknown Alkane |  |  |  | - | - | - | - | - | - | - | - | - | - | - | - | - | - | - | - |
| Unknown Ketone |  |  |  | 0.407 | J | 0 | 0 | - | - | - | - | - | - | - | - | - | - | - | - |
| Unknown Naphthalene |  |  |  | - | - | - | - | - | - | - | - | - | - | - | - | - | - | - | - |
| Unknown Naphthalene |  |  |  | - | - | - | - | - | - | - | - | - | - | - | - | - | - | - | - |
| Unknown Naphthalene |  |  |  | - | - | - | - | - | - | - | - | - | - | - | - | - | - | - | - |
| Unknown Organic Acid |  |  |  | - |  | - | - | - |  | - | - | 0.323 | J | 0 | 0 | - | - | - | - |
| Unknown PAH |  |  |  | - | - | - | - | - | - | - | - | - | - | - | - | - | - | - | - |
| Unknown PAH |  |  |  | 0.285 | J | 0 | 0 | - |  | - | - | 0.184 | J | 0 | 0 | - | - | - | - |
| Unknown PAH |  |  |  | 0.385 | J | 0 | 0 | - |  | - | - | 0.246 | J | 0 | 0 | - | - | - | - |
| Unknown PAH |  |  |  | 0.242 | J | 0 | 0 | - |  | - | - | 0.144 | J | 0 | 0 | - | - | - | - |
| Unknown PAH |  |  |  | 0.471 | J | 0 | 0 | - |  | - | - | 0.592 | J | 0 | 0 | - | - | - | - |
| Unknown Thiophene |  |  |  | - |  | - | - | - |  | - | - | 0.169 | J | 0 | 0 | - | - | - | - |
| Total TIC Compounds |  |  |  | 2.82 | J | 0 | 0 | - |  | - | - | 2.93 | J | 0 | 0 | - | - | - | - |
| **ORGANOCHLORINE PESTICIDES BY GC (mg/kg)** |  |  |  |  |  |  |  |  |  |  |  |  |  |  |  |  |  |  |  |
| 4,4'-DDD | 72-54-8 | 0.0033 | 13 | ND |  | 0.00203 | 0.000724 | 0.000802 | J | 0.00172 | 0.000615 | ND |  | 0.00167 | 0.000597 | ND |  | 0.0017 | 0.000605 |
| 4,4'-DDE | 72-55-9 | 0.0033 | 8.9 | ND |  | 0.00203 | 0.000469 | 0.00389 |  | 0.00172 | 0.000399 | ND |  | 0.00167 | 0.000387 | ND |  | 0.0017 | 0.000392 |
| 4,4'-DDT | 50-29-3 | 0.0033 | 7.9 | ND |  | 0.00203 | 0.00163 | 0.0145 |  | 0.00172 | 0.00139 | ND |  | 0.00167 | 0.00134 | ND |  | 0.0017 | 0.00136 |
| Aldrin | 309-00-2 | 0.005 | 0.097 | ND |  | 0.00203 | 0.000715 | ND |  | 0.00172 | 0.000607 | ND |  | 0.00167 | 0.000589 | ND |  | 0.0017 | 0.000597 |
| Alpha-BHC | 319-84-6 | 0.02 | 0.48 | ND |  | 0.000846 | 0.00024 | ND |  | 0.000719 | 0.000204 | ND |  | 0.000697 | 0.000198 | ND |  | 0.000707 | 0.000201 |
| Beta-BHC | 319-85-7 | 0.036 | 0.36 | ND |  | 0.00203 | 0.00077 | ND |  | 0.00172 | 0.000654 | ND |  | 0.00167 | 0.000635 | ND |  | 0.0017 | 0.000643 |
| Chlordane | 57-74-9 |  |  | ND |  | 0.0169 | 0.00672 | 0.114 |  | 0.0144 | 0.00571 | ND |  | 0.0139 | 0.00554 | ND |  | 0.0141 | 0.00562 |
| cis-Chlordane | 5103-71-9 | 0.094 | 4.2 | ND |  | 0.00254 | 0.000707 | 0.0174 | P | 0.00216 | 0.000601 | ND |  | 0.00209 | 0.000583 | ND |  | 0.00212 | 0.000591 |
| Delta-BHC | 319-86-8 | 0.04 | 100 | ND |  | 0.00203 | 0.000398 | ND |  | 0.00172 | 0.000338 | ND |  | 0.00167 | 0.000328 | ND |  | 0.0017 | 0.000332 |
| Dieldrin | 60-57-1 | 0.005 | 0.2 | ND |  | 0.00127 | 0.000634 | 0.0116 |  | 0.00108 | 0.000539 | ND |  | 0.00105 | 0.000523 | ND |  | 0.00106 | 0.00053 |
| Endosulfan I | 959-98-8 | 2.4 | 24 | ND |  | 0.00203 | 0.00048 | ND |  | 0.00172 | 0.000408 | ND |  | 0.00167 | 0.000395 | ND |  | 0.0017 | 0.000401 |
| Endosulfan II | 33213-65-9 | 2.4 | 24 | ND |  | 0.00203 | 0.000678 | ND |  | 0.00172 | 0.000576 | ND |  | 0.00167 | 0.000559 | ND |  | 0.0017 | 0.000567 |
| Endosulfan sulfate | 1031-07-8 | 2.4 | 24 | ND |  | 0.000846 | 0.000403 | ND |  | 0.000719 | 0.000342 | ND |  | 0.000697 | 0.000332 | ND |  | 0.000707 | 0.000336 |
| Endrin | 72-20-8 | 0.014 | 11 | ND |  | 0.000846 | 0.000347 | ND |  | 0.000719 | 0.000295 | ND |  | 0.000697 | 0.000286 | ND |  | 0.000707 | 0.00029 |
| Endrin aldehyde | 7421-93-4 |  |  | ND |  | 0.00254 | 0.000888 | ND |  | 0.00216 | 0.000755 | ND |  | 0.00209 | 0.000732 | ND |  | 0.00212 | 0.000742 |
| Endrin ketone | 53494-70-5 |  |  | ND |  | 0.00203 | 0.000523 | ND |  | 0.00172 | 0.000444 | ND |  | 0.00167 | 0.000431 | ND |  | 0.0017 | 0.000437 |
| Heptachlor | 76-44-8 | 0.042 | 2.1 | ND |  | 0.00102 | 0.000455 | 0.000642 | J | 0.000862 | 0.000387 | ND |  | 0.000837 | 0.000375 | ND |  | 0.000848 | 0.00038 |
| Heptachlor epoxide | 1024-57-3 |  |  | ND |  | 0.00381 | 0.00114 | 0.00202 | JIP | 0.00323 | 0.00097 | ND |  | 0.00314 | 0.000941 | ND |  | 0.00318 | 0.000954 |
| Lindane | 58-89-9 | 0.1 | 1.3 | ND |  | 0.000846 | 0.000378 | ND |  | 0.000719 | 0.000321 | ND |  | 0.000697 | 0.000312 | ND |  | 0.000707 | 0.000316 |
| Methoxychlor | 72-43-5 |  |  | ND |  | 0.00381 | 0.00118 | ND |  | 0.00323 | 0.00101 | ND |  | 0.00314 | 0.000976 | ND |  | 0.00318 | 0.00099 |
| Toxaphene | 8001-35-2 |  |  | ND |  | 0.0381 | 0.0106 | ND |  | 0.0323 | 0.00906 | ND |  | 0.0314 | 0.00879 | ND |  | 0.0318 | 0.00891 |
| trans-Chlordane | 5103-74-2 |  |  | ND |  | 0.00254 | 0.00067 | 0.0127 |  | 0.00216 | 0.000569 | ND |  | 0.00209 | 0.000552 | ND |  | 0.00212 | 0.00056 |

**Table 3.1 - Soil Sample Analytical Results**
**128-158 North Main Street**
**Portchester, New York**
**SESI Project # 12814**

| | | | BORING ID: | SB-212 | | | | SB-213 | | | | SB-214 | | | | SB-215 | | | |
|---|---|---|---|---|---|---|---|---|---|---|---|---|---|---|---|---|---|---|---|
| | | | SAMPLE ID: | SB-212 (1.5-2.5) | | | | SB-213 (4.5-5.5) | | | | SB-214 (2.5-3.5) | | | | SB-215 (1-2) | | | |
| | | | LAB ID: | L2305048-04 | | | | L2305048-05 | | | | L2305048-06 | | | | L2305048-07 | | | |
| | | | COLLECTION DATE: | 1/30/2023 | | | | 1/30/2023 | | | | 1/30/2023 | | | | 1/30/2023 | | | |
| | | | SAMPLE DEPTH (FT BGS): | 1.5-2.5 | | | | 4.5-5.5 | | | | 2.5-3.5 | | | | 1-2 | | | |
| | | | SAMPLE MATRIX: | SOIL | | | | SOIL | | | | SOIL | | | | SOIL | | | |
| ANALYTE | CAS | NYSDEC USCOs | NYSDEC RRSCOs | Conc | Q | RL | MDL | Conc | Q | RL | MDL | Conc | Q | RL | MDL | Conc | Q | RL | MDL |
| **POLYCHLORINATED BIPHENYLS BY GC (mg/kg)** | | | | | | | | | | | | | | | | | | | |
| Aroclor 1016 | 12674-11-2 | 0.1 | 1 | ND | | 0.044 | 0.00391 | ND | | 0.0365 | 0.00324 | ND | | 0.0348 | 0.00309 | ND | | 0.0342 | 0.00304 |
| Aroclor 1221 | 11104-28-2 | 0.1 | 1 | ND | | 0.044 | 0.00441 | ND | | 0.0365 | 0.00366 | ND | | 0.0348 | 0.00348 | ND | | 0.0342 | 0.00343 |
| Aroclor 1232 | 11141-16-5 | 0.1 | 1 | ND | | 0.044 | 0.00933 | ND | | 0.0365 | 0.00774 | ND | | 0.0348 | 0.00737 | ND | | 0.0342 | 0.00725 |
| Aroclor 1242 | 53469-21-9 | 0.1 | 1 | ND | | 0.044 | 0.00594 | ND | | 0.0365 | 0.00492 | ND | | 0.0348 | 0.00468 | ND | | 0.0342 | 0.00461 |
| Aroclor 1248 | 12672-29-6 | 0.1 | 1 | ND | | 0.044 | 0.0066 | ND | | 0.0365 | 0.00548 | ND | | 0.0348 | 0.00521 | ND | | 0.0342 | 0.00513 |
| Aroclor 1254 | 11097-69-1 | 0.1 | 1 | ND | | 0.044 | 0.00482 | 0.0441 | | 0.0365 | 0.00399 | ND | | 0.0348 | 0.0038 | ND | | 0.0342 | 0.00374 |
| Aroclor 1260 | 11096-82-5 | 0.1 | 1 | ND | | 0.044 | 0.00814 | 0.013 | J | 0.0365 | 0.00675 | ND | | 0.0348 | 0.00642 | ND | | 0.0342 | 0.00632 |
| Aroclor 1262 | 37324-23-5 | 0.1 | 1 | ND | | 0.044 | 0.00559 | ND | | 0.0365 | 0.00464 | ND | | 0.0348 | 0.00441 | ND | | 0.0342 | 0.00434 |
| Aroclor 1268 | 11100-14-4 | 0.1 | 1 | ND | | 0.044 | 0.00456 | ND | | 0.0365 | 0.00378 | ND | | 0.0348 | 0.0036 | ND | | 0.0342 | 0.00354 |
| PCBs, Total | 1336-36-3 | 0.1 | 1 | ND | | 0.044 | 0.00391 | 0.0571 | J | 0.0365 | 0.00324 | ND | | 0.0348 | 0.00309 | ND | | 0.0342 | 0.00304 |
| **TOTAL METALS (mg/kg)** | | | | | | | | | | | | | | | | | | | |
| Aluminum, Total | 7429-90-5 | | | 14000 | | 10 | 2.71 | 10100 | | 8.38 | 2.26 | 10500 | | 8.24 | 2.22 | 7890 | | 8.24 | 2.22 |
| Antimony, Total | 7440-36-0 | | | 1.77 | J | 5.02 | 0.381 | 0.664 | J | 4.19 | 0.318 | 1.3 | J | 4.12 | 0.313 | 0.767 | J | 4.12 | 0.313 |
| Arsenic, Total | 7440-38-2 | 13 | 16 | 9.14 | | 1 | 0.209 | 4.07 | | 0.838 | 0.174 | 10.8 | | 0.824 | 0.171 | 5.73 | | 0.824 | 0.171 |
| Barium, Total | 7440-39-3 | 350 | 400 | 110 | | 1 | 0.175 | 113 | | 0.838 | 0.146 | 172 | | 0.824 | 0.143 | 42.8 | | 0.824 | 0.143 |
| Beryllium, Total | 7440-41-7 | 7.2 | 72 | 0.693 | | 0.502 | 0.033 | 0.448 | | 0.419 | 0.028 | 0.535 | | 0.412 | 0.027 | 0.34 | J | 0.412 | 0.027 |
| Cadmium, Total | 7440-43-9 | 2.5 | 4.3 | 0.146 | J | 1 | 0.098 | 0.107 | J | 0.838 | 0.082 | 1.76 | | 0.824 | 0.081 | ND | | 0.824 | 0.081 |
| Calcium, Total | 7440-70-2 | | | 2800 | | 10 | 3.51 | 8580 | | 8.38 | 2.93 | 8380 | | 8.24 | 2.88 | 3080 | | 8.24 | 2.88 |
| Chromium, Total | 7440-47-3 | | | 19.2 | | 1 | 0.096 | 31.2 | | 0.838 | 0.081 | 29 | | 0.824 | 0.079 | 12.6 | | 0.824 | 0.079 |
| Cobalt, Total | 7440-48-4 | | | 8.95 | | 2.01 | 0.166 | 6.37 | | 1.68 | 0.139 | 8.06 | | 1.65 | 0.137 | 5.77 | | 1.65 | 0.137 |
| Copper, Total | 7440-50-8 | 50 | 270 | 24.3 | | 1 | 0.259 | 19.7 | | 0.838 | 0.216 | 35.6 | | 0.824 | 0.212 | 13.3 | | 0.824 | 0.212 |
| Iron, Total | 7439-89-6 | | | 19500 | | 5.02 | 0.906 | 15400 | | 4.19 | 0.757 | 14800 | | 4.12 | 0.744 | 12700 | | 4.12 | 0.744 |
| Lead, Total | 7439-92-1 | 63 | 400 | 162 | | 5.02 | 0.269 | 60.1 | | 4.19 | 0.225 | 1070 | | 4.12 | 0.221 | 40.8 | | 4.12 | 0.221 |
| Magnesium, Total | 7439-95-4 | | | 3250 | | 10 | 1.54 | 6260 | | 8.38 | 1.29 | 2350 | | 8.24 | 1.27 | 3490 | | 8.24 | 1.27 |
| Manganese, Total | 7439-96-5 | 1600 | 2000 | 494 | | 1 | 0.16 | 260 | | 0.838 | 0.133 | 520 | | 0.824 | 0.131 | 162 | | 0.824 | 0.131 |
| Mercury, Total | 7439-97-6 | 0.18 | 0.81 | 0.696 | | 0.109 | 0.071 | 0.077 | J | 0.079 | 0.052 | 2.69 | | 0.082 | 0.053 | 0.183 | | 0.076 | 0.049 |
| Nickel, Total | 7440-02-0 | 30 | 310 | 15.9 | | 2.51 | 0.243 | 15.1 | | 2.1 | 0.203 | 12.9 | | 2.06 | 0.199 | 10.4 | | 2.06 | 0.199 |
| Potassium, Total | 7440-09-7 | | | 933 | | 251 | 14.4 | 3490 | | 210 | 12.1 | 862 | | 206 | 11.9 | 896 | | 206 | 11.8 |
| Selenium, Total | 7782-49-2 | 3.9 | 180 | 0.739 | J | 2.01 | 0.259 | ND | | 1.68 | 0.216 | 1.92 | | 1.65 | 0.212 | 0.235 | J | 1.65 | 0.212 |
| Silver, Total | 7440-22-4 | 2 | 180 | ND | | 0.502 | 0.284 | ND | | 0.419 | 0.237 | ND | | 0.412 | 0.233 | ND | | 0.412 | 0.233 |
| Sodium, Total | 7440-23-5 | | | 257 | | 201 | 3.16 | 282 | | 168 | 2.64 | 371 | | 165 | 2.6 | 263 | | 165 | 2.59 |
| Thallium, Total | 7440-28-0 | | | 0.364 | J | 2.01 | 0.316 | 0.512 | J | 1.68 | 0.264 | 0.462 | J | 1.65 | 0.26 | 0.378 | J | 1.65 | 0.259 |
| Vanadium, Total | 7440-62-2 | | | 31.2 | | 1 | 0.204 | 27.4 | | 0.838 | 0.17 | 23.5 | | 0.824 | 0.167 | 19.5 | | 0.824 | 0.167 |
| Zinc, Total | 7440-66-6 | 109 | 10000 | 94.8 | | 5.02 | 0.294 | 61.7 | | 4.19 | 0.246 | 436 | | 4.12 | 0.241 | 36.1 | | 4.12 | 0.241 |
| **GENERAL CHEMISTRY (mg/kg)** | | | | | | | | | | | | | | | | | | | |
| Cyanide, Total | 57-12-5 | 27 | 27 | ND | | 1.3 | 0.28 | ND | | 1.1 | 0.23 | ND | | 1.1 | 0.23 | ND | | 0.99 | 0.21 |
| Solids, Total | NONE | | | 75.2 | | 0.1 | NA | 90.1 | | 0.1 | NA | 91.8 | | 0.1 | NA | 92.2 | | 0.1 | NA |

* Comparison is not performed on parameters with non-numeric criteria.

**Table 3.1 - Soil Sample Analytical Results**
**128-158 North Main Street**
**Portchester, New York**
**SESI Project # 12814**

| | | | BORING ID: | SB-301 | | | | SB-302 | | | | SB-303 | | | | | | | |
|---|---|---|---|---|---|---|---|---|---|---|---|---|---|---|---|---|---|---|---|
| | | | SAMPLE ID: | SB-301 (1.5-2) | | | | SB-302 (2-2.5) | | | | SB-303 (2-2.5) | | | | SB-303 (8.5-9) | | | |
| | | | LAB ID: | L2316226-01 | | | | L2316226-02 | | | | L2316226-03 | | | | L2316226-04 | | | |
| | | | COLLECTION DATE: | 3/28/2023 | | | | 3/28/2023 | | | | 3/28/2023 | | | | 3/28/2023 | | | |
| | | | SAMPLE DEPTH (FT BGS): | 1.5-2 | | | | 2-2.5 | | | | 2-2.5 | | | | 8.5-9 | | | |
| | | | SAMPLE MATRIX: | SOIL | | | | SOIL | | | | SOIL | | | | SOIL | | | |
| ANALYTE | CAS | NYSDEC USCOs | NYSDEC RRSCOs | Conc | Q | RL | MDL | Conc | Q | RL | MDL | Conc | Q | RL | MDL | Conc | Q | RL | MDL |
| **VOLATILE ORGANICS BY EPA 5035-TIC (mg/kg)** | | | | | | | | | | | | | | | | | | | |
| 1,1,1,2-Tetrachloroethane | 630-20-6 | | | ND | | 0.00063 | 0.00017 | ND | | 0.00062 | 0.00016 | ND | | 0.00059 | 0.00016 | ND | | 0.00052 | 0.00014 |
| 1,1,1-Trichloroethane | 71-55-6 | 0.68 | 100 | ND | | 0.00063 | 0.00021 | ND | | 0.00062 | 0.00021 | ND | | 0.00059 | 0.0002 | ND | | 0.00052 | 0.00017 |
| 1,1,2,2-Tetrachloroethane | 79-34-5 | | | ND | | 0.00063 | 0.00021 | ND | | 0.00062 | 0.0002 | ND | | 0.00059 | 0.0002 | ND | | 0.00052 | 0.00017 |
| 1,1,2-Trichloroethane | 79-00-5 | | | ND | | 0.0012 | 0.00034 | ND | | 0.0012 | 0.00033 | ND | | 0.0012 | 0.00032 | ND | | 0.001 | 0.00028 |
| 1,1-Dichloroethane | 75-34-3 | 0.27 | 26 | ND | | 0.0012 | 0.00018 | ND | | 0.0012 | 0.00018 | ND | | 0.0012 | 0.00017 | ND | | 0.001 | 0.00015 |
| 1,1-Dichloroethene | 75-35-4 | 0.33 | 100 | ND | | 0.0012 | 0.0003 | ND | | 0.0012 | 0.00029 | ND | | 0.0012 | 0.00028 | ND | | 0.001 | 0.00024 |
| 1,1-Dichloropropene | 563-58-6 | | | ND | | 0.00063 | 0.0002 | ND | | 0.00062 | 0.0002 | ND | | 0.00059 | 0.00019 | ND | | 0.00052 | 0.00016 |
| 1,2,3-Trichlorobenzene | 87-61-6 | | | ND | | 0.0025 | 0.0004 | ND | | 0.0025 | 0.0004 | ND | | 0.0024 | 0.00038 | ND | | 0.0021 | 0.00033 |
| 1,2,3-Trichloropropane | 96-18-4 | | | ND | | 0.0025 | 0.00016 | ND | | 0.0025 | 0.00016 | ND | | 0.0024 | 0.00015 | ND | | 0.0021 | 0.00013 |
| 1,2,4,5-Tetramethylbenzene | 95-93-2 | | | ND | | 0.0025 | 0.00024 | ND | | 0.0025 | 0.00024 | ND | | 0.0024 | 0.00022 | ND | | 0.0021 | 0.0002 |
| 1,2,4-Trichlorobenzene | 120-82-1 | | | ND | | 0.0025 | 0.00034 | ND | | 0.0025 | 0.00034 | ND | | 0.0024 | 0.00032 | ND | | 0.0021 | 0.00028 |
| 1,2,4-Trimethylbenzene | 95-63-6 | 3.6 | 52 | ND | | 0.0025 | 0.00042 | ND | | 0.0025 | 0.00041 | ND | | 0.0024 | 0.00039 | ND | | 0.0021 | 0.00034 |
| 1,2-Dibromo-3-chloropropane | 96-12-8 | | | ND | | 0.0038 | 0.0012 | ND | | 0.0037 | 0.0012 | ND | | 0.0035 | 0.0012 | ND | | 0.0031 | 0.001 |
| 1,2-Dibromoethane | 106-93-4 | | | ND | | 0.0012 | 0.00035 | ND | | 0.0012 | 0.00034 | ND | | 0.0012 | 0.00033 | ND | | 0.001 | 0.00029 |
| 1,2-Dichlorobenzene | 95-50-1 | 1.1 | 100 | ND | | 0.0025 | 0.00018 | ND | | 0.0025 | 0.00018 | ND | | 0.0024 | 0.00017 | ND | | 0.0021 | 0.00015 |
| 1,2-Dichloroethane | 107-06-2 | 0.02 | 3.1 | ND | | 0.0012 | 0.00032 | ND | | 0.0012 | 0.00032 | ND | | 0.0012 | 0.0003 | ND | | 0.001 | 0.00026 |
| 1,2-Dichloroethene, Total | 540-59-0 | | | ND | | 0.0012 | 0.00017 | ND | | 0.0012 | 0.00017 | ND | | 0.0012 | 0.00016 | ND | | 0.001 | 0.00014 |
| 1,2-Dichloropropane | 78-87-5 | | | ND | | 0.0012 | 0.00016 | ND | | 0.0012 | 0.00015 | ND | | 0.0012 | 0.00015 | ND | | 0.001 | 0.00013 |
| 1,3,5-Trimethylbenzene | 108-67-8 | 8.4 | 52 | ND | | 0.0025 | 0.00024 | ND | | 0.0025 | 0.00024 | ND | | 0.0024 | 0.00023 | ND | | 0.0021 | 0.0002 |
| 1,3-Dichlorobenzene | 541-73-1 | 2.4 | 49 | ND | | 0.0025 | 0.00019 | ND | | 0.0025 | 0.00018 | ND | | 0.0024 | 0.00017 | ND | | 0.0021 | 0.00015 |
| 1,3-Dichloropropane | 142-28-9 | | | ND | | 0.0025 | 0.00021 | ND | | 0.0025 | 0.00021 | ND | | 0.0024 | 0.0002 | ND | | 0.0021 | 0.00017 |
| 1,3-Dichloropropene, Total | 542-75-6 | | | ND | | 0.00063 | 0.0002 | ND | | 0.00062 | 0.0002 | ND | | 0.00059 | 0.00019 | ND | | 0.00052 | 0.00016 |
| 1,4-Dichlorobenzene | 106-46-7 | 1.8 | 13 | ND | | 0.0025 | 0.00022 | ND | | 0.0025 | 0.00021 | ND | | 0.0024 | 0.0002 | ND | | 0.0021 | 0.00018 |
| 1,4-Dioxane | 123-91-1 | 0.1 | 13 | ND | | 0.1 | 0.044 | ND | | 0.099 | 0.043 | ND | | 0.094 | 0.041 | ND | | 0.082 | 0.036 |
| 2,2-Dichloropropane | 594-20-7 | | | ND | | 0.0025 | 0.00025 | ND | | 0.0025 | 0.00025 | ND | | 0.0024 | 0.00024 | ND | | 0.0021 | 0.00021 |
| 2-Butanone | 78-93-3 | 0.12 | 100 | ND | | 0.012 | 0.0028 | ND | | 0.012 | 0.0027 | ND | | 0.012 | 0.0026 | ND | | 0.01 | 0.0023 |
| 2-Hexanone | 591-78-6 | | | ND | | 0.012 | 0.0015 | ND | | 0.012 | 0.0014 | ND | | 0.012 | 0.0014 | ND | | 0.01 | 0.0012 |
| 4-Methyl-2-pentanone | 108-10-1 | | | ND | | 0.012 | 0.0016 | ND | | 0.012 | 0.0016 | ND | | 0.012 | 0.0015 | ND | | 0.01 | 0.0013 |
| Acetone | 67-64-1 | 0.05 | 100 | ND | | 0.012 | 0.006 | ND | | 0.012 | 0.0059 | ND | | 0.012 | 0.0057 | ND | | 0.01 | 0.005 |
| Acrylonitrile | 107-13-1 | | | ND | | 0.005 | 0.0014 | ND | | 0.0049 | 0.0014 | ND | | 0.0047 | 0.0014 | ND | | 0.0041 | 0.0012 |
| Benzene | 71-43-2 | 0.06 | 4.8 | ND | | 0.00063 | 0.00021 | ND | | 0.00062 | 0.0002 | ND | | 0.00059 | 0.0002 | ND | | 0.00052 | 0.00017 |
| Bromobenzene | 108-86-1 | | | ND | | 0.0025 | 0.00018 | ND | | 0.0025 | 0.00018 | ND | | 0.0024 | 0.00017 | ND | | 0.0021 | 0.00015 |
| Bromochloromethane | 74-97-5 | | | ND | | 0.0025 | 0.00026 | ND | | 0.0025 | 0.00025 | ND | | 0.0024 | 0.00024 | ND | | 0.0021 | 0.00021 |
| Bromodichloromethane | 75-27-4 | | | ND | | 0.00063 | 0.00014 | ND | | 0.00062 | 0.00013 | ND | | 0.00059 | 0.00013 | ND | | 0.00052 | 0.00011 |
| Bromoform | 75-25-2 | | | ND | | 0.005 | 0.00031 | ND | | 0.0049 | 0.0003 | ND | | 0.0047 | 0.00029 | ND | | 0.0041 | 0.00025 |
| Bromomethane | 74-83-9 | | | ND | | 0.0025 | 0.00073 | ND | | 0.0025 | 0.00072 | ND | | 0.0024 | 0.00068 | ND | | 0.0021 | 0.0006 |
| Carbon disulfide | 75-15-0 | | | ND | | 0.012 | 0.0057 | ND | | 0.012 | 0.0056 | ND | | 0.012 | 0.0054 | ND | | 0.01 | 0.0047 |
| Carbon tetrachloride | 56-23-5 | 0.76 | 2.4 | ND | | 0.0012 | 0.00029 | ND | | 0.0012 | 0.00028 | ND | | 0.0012 | 0.00027 | ND | | 0.001 | 0.00024 |
| Chlorobenzene | 108-90-7 | 1.1 | 100 | ND | | 0.00063 | 0.00016 | ND | | 0.00062 | 0.00016 | ND | | 0.00059 | 0.00015 | ND | | 0.00052 | 0.00013 |
| Chloroethane | 75-00-3 | | | ND | | 0.0025 | 0.00057 | ND | | 0.0025 | 0.00056 | ND | | 0.0024 | 0.00053 | ND | | 0.0021 | 0.00047 |
| Chloroform | 67-66-3 | 0.37 | 49 | ND | | 0.0019 | 0.00018 | ND | | 0.0018 | 0.00017 | ND | | 0.0018 | 0.00016 | ND | | 0.0015 | 0.00014 |
| Chloromethane | 74-87-3 | | | ND | | 0.005 | 0.0012 | ND | | 0.0049 | 0.0012 | ND | | 0.0047 | 0.0011 | ND | | 0.0041 | 0.00096 |
| cis-1,2-Dichloroethene | 156-59-2 | 0.25 | 100 | ND | | 0.0012 | 0.00022 | ND | | 0.0012 | 0.00022 | ND | | 0.0012 | 0.00021 | ND | | 0.001 | 0.00018 |
| cis-1,3-Dichloropropene | 10061-01-5 | | | ND | | 0.00063 | 0.0002 | ND | | 0.00062 | 0.0002 | ND | | 0.00059 | 0.00019 | ND | | 0.00052 | 0.00016 |
| Dibromochloromethane | 124-48-1 | | | ND | | 0.0012 | 0.00018 | ND | | 0.0012 | 0.00017 | ND | | 0.0012 | 0.00016 | ND | | 0.001 | 0.00014 |
| Dibromomethane | 74-95-3 | | | ND | | 0.0025 | 0.0003 | ND | | 0.0025 | 0.00029 | ND | | 0.0024 | 0.00028 | ND | | 0.0021 | 0.00024 |
| Dichlorodifluoromethane | 75-71-8 | | | ND | | 0.012 | 0.0012 | ND | | 0.012 | 0.0011 | ND | | 0.012 | 0.0011 | ND | | 0.01 | 0.00094 |
| Ethyl ether | 60-29-7 | | | ND | | 0.0025 | 0.00043 | ND | | 0.0025 | 0.00042 | ND | | 0.0024 | 0.0004 | ND | | 0.0021 | 0.00035 |
| Ethylbenzene | 100-41-4 | 1 | 41 | ND | | 0.0012 | 0.00018 | ND | | 0.0012 | 0.00017 | ND | | 0.0012 | 0.00017 | ND | | 0.001 | 0.00014 |
| Hexachlorobutadiene | 87-68-3 | | | ND | | 0.005 | 0.00021 | ND | | 0.0049 | 0.00021 | ND | | 0.0047 | 0.0002 | ND | | 0.0041 | 0.00017 |
| Isopropylbenzene | 98-82-8 | | | ND | | 0.0012 | 0.00014 | ND | | 0.0012 | 0.00013 | ND | | 0.0012 | 0.00013 | ND | | 0.001 | 0.00011 |
| Methyl tert butyl ether | 1634-04-4 | 0.93 | 100 | ND | | 0.0025 | 0.00025 | ND | | 0.0025 | 0.00025 | ND | | 0.0024 | 0.00024 | ND | | 0.0021 | 0.00021 |
| Methylene chloride | 75-09-2 | 0.05 | 100 | ND | | 0.0063 | 0.0029 | ND | | 0.0062 | 0.0028 | ND | | 0.0059 | 0.0027 | ND | | 0.0052 | 0.0024 |
| n-Butylbenzene | 104-51-8 | 12 | 100 | ND | | 0.0012 | 0.00021 | ND | | 0.0012 | 0.00021 | ND | | 0.0012 | 0.0002 | ND | | 0.001 | 0.00017 |
| n-Propylbenzene | 103-65-1 | 3.9 | 100 | ND | | 0.0012 | 0.00022 | ND | | 0.0012 | 0.00021 | ND | | 0.0012 | 0.0002 | ND | | 0.001 | 0.00018 |
| Naphthalene | 91-20-3 | 12 | 100 | ND | | 0.005 | 0.00082 | ND | | 0.0049 | 0.0008 | ND | | 0.0047 | 0.00077 | ND | | 0.0041 | 0.00067 |
| o-Chlorotoluene | 95-49-8 | | | ND | | 0.0025 | 0.00024 | ND | | 0.0025 | 0.00024 | ND | | 0.0024 | 0.00022 | ND | | 0.0021 | 0.0002 |
| o-Xylene | 95-47-6 | | | ND | | 0.0012 | 0.00037 | ND | | 0.0012 | 0.00036 | ND | | 0.0012 | 0.00034 | ND | | 0.001 | 0.0003 |
| p-Chlorotoluene | 106-43-4 | | | ND | | 0.0025 | 0.00014 | ND | | 0.0025 | 0.00013 | ND | | 0.0024 | 0.00013 | ND | | 0.0021 | 0.00011 |
| p-Diethylbenzene | 105-05-5 | | | ND | | 0.0025 | 0.00022 | ND | | 0.0025 | 0.00022 | ND | | 0.0024 | 0.00021 | ND | | 0.0021 | 0.00018 |
| p-Ethyltoluene | 622-96-8 | | | ND | | 0.0025 | 0.00048 | ND | | 0.0025 | 0.00047 | ND | | 0.0024 | 0.00045 | ND | | 0.0021 | 0.0004 |
| p-Isopropyltoluene | 99-87-6 | | | ND | | 0.0012 | 0.00014 | ND | | 0.0012 | 0.00013 | ND | | 0.0012 | 0.00013 | ND | | 0.001 | 0.00011 |
| p/m-Xylene | 179601-23-1 | | | ND | | 0.0025 | 0.0007 | ND | | 0.0025 | 0.00069 | ND | | 0.0024 | 0.00066 | ND | | 0.0021 | 0.00058 |
| sec-Butylbenzene | 135-98-8 | 11 | 100 | ND | | 0.0012 | 0.00018 | ND | | 0.0012 | 0.00018 | ND | | 0.0012 | 0.00017 | ND | | 0.001 | 0.00015 |
| Styrene | 100-42-5 | | | ND | | 0.0012 | 0.00025 | ND | | 0.0012 | 0.00024 | ND | | 0.0012 | 0.00023 | ND | | 0.001 | 0.0002 |
| tert-Butylbenzene | 98-06-6 | 5.9 | 100 | ND | | 0.0025 | 0.00015 | ND | | 0.0025 | 0.00014 | ND | | 0.0024 | 0.00014 | ND | | 0.0021 | 0.00012 |

**Table 3.1 - Soil Sample Analytical Results**
**128-158 North Main Street**
**Portchester, New York**
**SESI Project # 12814**

| | | | BORING ID: | SB-301 | | | | SB-302 | | | | SB-303 | | | | | | | |
|---|---|---|---|---|---|---|---|---|---|---|---|---|---|---|---|---|---|---|---|
| | | | SAMPLE ID: | SB-301 (1.5-2) | | | | SB-302 (2-2.5) | | | | SB-303 (2-2.5) | | | | SB-303 (8.5-9) | | | |
| | | | LAB ID: | L2316226-01 | | | | L2316226-02 | | | | L2316226-03 | | | | L2316226-04 | | | |
| | | | COLLECTION DATE: | 3/28/2023 | | | | 3/28/2023 | | | | 3/28/2023 | | | | 3/28/2023 | | | |
| | | | SAMPLE DEPTH (FT BGS): | 1.5-2 | | | | 2-2.5 | | | | 2-2.5 | | | | 8.5-9 | | | |
| | | | SAMPLE MATRIX: | SOIL | | | | SOIL | | | | SOIL | | | | SOIL | | | |
| **ANALYTE** | **CAS** | **NYSDEC USCOs** | **NYSDEC RRSCOs** | **Conc** | **Q** | **RL** | **MDL** | **Conc** | **Q** | **RL** | **MDL** | **Conc** | **Q** | **RL** | **MDL** | **Conc** | **Q** | **RL** | **MDL** |
| Tetrachloroethene | 127-18-4 | 1.3 | 19 | ND | | 0.00063 | 0.00025 | ND | | 0.00062 | 0.00024 | ND | | 0.00059 | 0.00023 | ND | | 0.00052 | 0.0002 |
| Toluene | 108-88-3 | 0.7 | 100 | ND | | 0.0012 | 0.00068 | ND | | 0.0012 | 0.00067 | ND | | 0.0012 | 0.00064 | ND | | 0.001 | 0.00056 |
| trans-1,2-Dichloroethene | 156-60-5 | 0.19 | 100 | ND | | 0.0019 | 0.00017 | ND | | 0.0018 | 0.00017 | ND | | 0.0018 | 0.00016 | ND | | 0.0015 | 0.00014 |
| trans-1,3-Dichloropropene | 10061-02-6 | | | ND | | 0.0012 | 0.00034 | ND | | 0.0012 | 0.00034 | ND | | 0.0012 | 0.00032 | ND | | 0.001 | 0.00028 |
| trans-1,4-Dichloro-2-butene | 110-57-6 | | | ND | | 0.0063 | 0.0018 | ND | | 0.0062 | 0.0018 | ND | | 0.0059 | 0.0017 | ND | | 0.0052 | 0.0015 |
| Trichloroethene | 79-01-6 | 0.47 | 21 | ND | | 0.00063 | 0.00017 | ND | | 0.00062 | 0.00017 | ND | | 0.00059 | 0.00016 | ND | | 0.00052 | 0.00014 |
| Trichlorofluoromethane | 75-69-4 | | | ND | | 0.005 | 0.00087 | ND | | 0.0049 | 0.00086 | ND | | 0.0047 | 0.00082 | ND | | 0.0041 | 0.00072 |
| Vinyl acetate | 108-05-4 | | | ND | | 0.012 | 0.0027 | ND | | 0.012 | 0.0026 | ND | | 0.012 | 0.0025 | ND | | 0.01 | 0.0022 |
| Vinyl chloride | 75-01-4 | 0.02 | 0.9 | ND | | 0.0012 | 0.00042 | ND | | 0.0012 | 0.00041 | ND | | 0.0012 | 0.0004 | ND | | 0.001 | 0.00034 |
| Xylenes, Total | 1330-20-7 | 0.26 | 100 | ND | | 0.0012 | 0.00037 | ND | | 0.0012 | 0.00036 | ND | | 0.0012 | 0.00034 | ND | | 0.001 | 0.0003 |
| Total VOCs | | | | - | - | - | - | - | - | - | - | - | - | - | - | - | - | - | - |
| **VOLATILE ORGANICS BY EPA 5035-TIC (mg/kg)** | | | | | | | | | | | | | | | | | | | |
| 1-Hexanol, 2-ethyl- | 000104-76-7 | | | 0.00354 | NJ | 0 | 0 | - | | - | - | - | | - | - | - | | - | - |
| Cyclobutane, methyl- | 000598-61-8 | | | - | | - | - | - | | - | - | 0.00385 | NJ | 0 | 0 | - | - | - | - |
| No Tentatively Identified Compounds | | | | - | | - | - | ND | | 0 | 0 | - | | - | - | - | | - | - |
| Unknown | | | | - | | - | - | - | | - | - | - | | - | - | 0.0022 | J | 0 | 0 |
| Total TIC Compounds | | | | 0.00354 | J | 0 | 0 | - | | - | - | 0.00385 | J | 0 | 0 | 0.0022 | J | 0 | 0 |
| **SEMIVOLATILE ORGANICS BY GC/MS (mg/kg)** | | | | | | | | | | | | | | | | | | | |
| 1,2,4,5-Tetrachlorobenzene | 95-94-3 | | | ND | | 0.19 | 0.02 | ND | | 0.2 | 0.021 | ND | | 0.19 | 0.02 | ND | | 0.17 | 0.018 |
| 1,2,4-Trichlorobenzene | 120-82-1 | | | ND | | 0.19 | 0.022 | ND | | 0.2 | 0.023 | 0.025 | J | 0.19 | 0.022 | ND | | 0.17 | 0.019 |
| 1,2-Dichlorobenzene | 95-50-1 | 1.1 | 100 | ND | | 0.19 | 0.034 | ND | | 0.2 | 0.036 | ND | | 0.19 | 0.034 | ND | | 0.17 | 0.03 |
| 1,3-Dichlorobenzene | 541-73-1 | 2.4 | 49 | ND | | 0.19 | 0.033 | ND | | 0.2 | 0.034 | 0.034 | J | 0.19 | 0.033 | ND | | 0.17 | 0.029 |
| 1,4-Dichlorobenzene | 106-46-7 | 1.8 | 13 | ND | | 0.19 | 0.034 | ND | | 0.2 | 0.035 | ND | | 0.19 | 0.033 | ND | | 0.17 | 0.03 |
| 1,4-Dioxane | 123-91-1 | 0.1 | 13 | ND | | 0.029 | 0.0088 | ND | | 0.03 | 0.0092 | ND | | 0.028 | 0.0087 | ND | | 0.025 | 0.0078 |
| 2,4,5-Trichlorophenol | 95-95-4 | | | ND | | 0.19 | 0.037 | ND | | 0.2 | 0.038 | ND | | 0.19 | 0.036 | ND | | 0.17 | 0.032 |
| 2,4,6-Trichlorophenol | 88-06-2 | | | ND | | 0.12 | 0.036 | ND | | 0.12 | 0.038 | ND | | 0.11 | 0.036 | ND | | 0.1 | 0.032 |
| 2,4-Dichlorophenol | 120-83-2 | | | ND | | 0.17 | 0.031 | ND | | 0.18 | 0.032 | ND | | 0.17 | 0.03 | ND | | 0.15 | 0.027 |
| 2,4-Dimethylphenol | 105-67-9 | | | ND | | 0.19 | 0.063 | ND | | 0.2 | 0.066 | ND | | 0.19 | 0.063 | ND | | 0.17 | 0.056 |
| 2,4-Dinitrophenol | 51-28-5 | | | ND | | 0.92 | 0.09 | ND | | 0.96 | 0.093 | ND | | 0.91 | 0.088 | ND | | 0.82 | 0.079 |
| 2,4-Dinitrotoluene | 121-14-2 | | | ND | | 0.19 | 0.038 | ND | | 0.2 | 0.04 | ND | | 0.19 | 0.038 | ND | | 0.17 | 0.034 |
| 2,6-Dinitrotoluene | 606-20-2 | | | ND | | 0.19 | 0.033 | ND | | 0.2 | 0.034 | ND | | 0.19 | 0.032 | ND | | 0.17 | 0.029 |
| 2-Chloronaphthalene | 91-58-7 | | | ND | | 0.19 | 0.019 | ND | | 0.2 | 0.02 | ND | | 0.19 | 0.019 | ND | | 0.17 | 0.017 |
| 2-Chlorophenol | 95-57-8 | | | ND | | 0.19 | 0.023 | ND | | 0.2 | 0.024 | ND | | 0.19 | 0.022 | ND | | 0.17 | 0.02 |
| 2-Methylnaphthalene | 91-57-6 | | | ND | | 0.23 | 0.023 | 0.093 | J | 0.24 | 0.024 | 0.098 | J | 0.23 | 0.023 | ND | | 0.2 | 0.02 |
| 2-Methylphenol | 95-48-7 | 0.33 | 100 | ND | | 0.19 | 0.03 | ND | | 0.2 | 0.031 | ND | | 0.19 | 0.029 | ND | | 0.17 | 0.026 |
| 2-Nitroaniline | 88-74-4 | | | ND | | 0.19 | 0.037 | ND | | 0.2 | 0.038 | ND | | 0.19 | 0.037 | ND | | 0.17 | 0.033 |
| 2-Nitrophenol | 88-75-5 | | | ND | | 0.42 | 0.072 | ND | | 0.43 | 0.075 | ND | | 0.41 | 0.071 | ND | | 0.37 | 0.064 |
| 3,3'-Dichlorobenzidine | 91-94-1 | | | ND | | 0.19 | 0.051 | ND | | 0.2 | 0.053 | ND | | 0.19 | 0.05 | ND | | 0.17 | 0.045 |
| 3-Methylphenol/4-Methylphenol | 108-39-4/106-44-5 | 0.33 | 100 | ND | | 0.28 | 0.03 | 0.046 | J | 0.29 | 0.031 | ND | | 0.27 | 0.03 | ND | | 0.24 | 0.026 |
| 3-Nitroaniline | 99-09-2 | | | ND | | 0.19 | 0.036 | ND | | 0.2 | 0.038 | ND | | 0.19 | 0.036 | ND | | 0.17 | 0.032 |
| 4,6-Dinitro-o-cresol | 534-52-1 | | | ND | | 0.5 | 0.092 | ND | | 0.52 | 0.096 | ND | | 0.49 | 0.091 | ND | | 0.44 | 0.082 |
| 4-Bromophenyl phenyl ether | 101-55-3 | | | ND | | 0.19 | 0.029 | ND | | 0.2 | 0.03 | ND | | 0.19 | 0.029 | ND | | 0.17 | 0.026 |
| 4-Chloroaniline | 106-47-8 | | | ND | | 0.19 | 0.035 | ND | | 0.2 | 0.036 | ND | | 0.19 | 0.034 | ND | | 0.17 | 0.031 |
| 4-Chlorophenyl phenyl ether | 7005-72-3 | | | ND | | 0.19 | 0.02 | ND | | 0.2 | 0.021 | ND | | 0.19 | 0.02 | ND | | 0.17 | 0.018 |
| 4-Nitroaniline | 100-01-6 | | | ND | | 0.19 | 0.08 | ND | | 0.2 | 0.082 | ND | | 0.19 | 0.079 | ND | | 0.17 | 0.07 |
| 4-Nitrophenol | 100-02-7 | | | ND | | 0.27 | 0.078 | ND | | 0.28 | 0.081 | ND | | 0.26 | 0.078 | ND | | 0.24 | 0.069 |
| Acenaphthene | 83-32-9 | 20 | 100 | ND | | 0.15 | 0.02 | 0.092 | J | 0.16 | 0.021 | 0.14 | J | 0.15 | 0.02 | ND | | 0.14 | 0.018 |
| Acenaphthylene | 208-96-8 | 100 | 100 | ND | | 0.15 | 0.03 | 0.43 | | 0.16 | 0.031 | 0.089 | J | 0.15 | 0.029 | ND | | 0.14 | 0.026 |
| Acetophenone | 98-86-2 | | | ND | | 0.19 | 0.024 | ND | | 0.2 | 0.025 | 0.047 | J | 0.19 | 0.024 | ND | | 0.17 | 0.021 |
| Anthracene | 120-12-7 | 100 | 100 | ND | | 0.12 | 0.037 | 0.76 | | 0.12 | 0.039 | 0.48 | | 0.11 | 0.037 | ND | | 0.1 | 0.033 |
| Benzo(a)anthracene | 56-55-3 | 1 | 1 | 0.12 | | 0.12 | 0.022 | 3.5 | | 0.12 | 0.022 | 2.9 | | 0.11 | 0.021 | ND | | 0.1 | 0.019 |
| Benzo(a)pyrene | 50-32-8 | 1 | 1 | 0.12 | J | 0.15 | 0.047 | 4.7 | | 0.16 | 0.048 | 2.8 | | 0.15 | 0.046 | ND | | 0.14 | 0.041 |
| Benzo(b)fluoranthene | 205-99-2 | 1 | 1 | 0.18 | | 0.12 | 0.032 | 5.4 | | 0.12 | 0.034 | 3.4 | | 0.11 | 0.032 | ND | | 0.1 | 0.028 |
| Benzo(ghi)perylene | 191-24-2 | 100 | 100 | 0.086 | J | 0.15 | 0.023 | 2.2 | | 0.16 | 0.023 | 1.8 | | 0.15 | 0.022 | ND | | 0.14 | 0.02 |
| Benzo(k)fluoranthene | 207-08-9 | 0.8 | 3.9 | 0.06 | J | 0.12 | 0.031 | 1.7 | | 0.12 | 0.032 | 1.4 | | 0.11 | 0.03 | ND | | 0.1 | 0.027 |
| Benzoic Acid | 65-85-0 | | | ND | | 0.62 | 0.19 | ND | | 0.64 | 0.2 | ND | | 0.62 | 0.19 | ND | | 0.55 | 0.17 |
| Benzyl Alcohol | 100-51-6 | | | ND | | 0.19 | 0.059 | ND | | 0.2 | 0.061 | ND | | 0.19 | 0.058 | ND | | 0.17 | 0.052 |
| Biphenyl | 92-52-4 | | | ND | | 0.44 | 0.025 | 0.029 | J | 0.45 | 0.026 | ND | | 0.43 | 0.025 | ND | | 0.39 | 0.022 |
| Bis(2-chloroethoxy)methane | 111-91-1 | | | ND | | 0.21 | 0.019 | ND | | 0.21 | 0.02 | ND | | 0.2 | 0.019 | ND | | 0.18 | 0.017 |
| Bis(2-chloroethyl)ether | 111-44-4 | | | ND | | 0.17 | 0.026 | ND | | 0.18 | 0.027 | ND | | 0.17 | 0.026 | ND | | 0.15 | 0.023 |
| Bis(2-chloroisopropyl)ether | 108-60-1 | | | ND | | 0.23 | 0.033 | ND | | 0.24 | 0.034 | ND | | 0.23 | 0.032 | ND | | 0.2 | 0.029 |
| Bis(2-ethylhexyl)phthalate | 117-81-7 | | | ND | | 0.19 | 0.066 | ND | | 0.2 | 0.069 | ND | | 0.19 | 0.066 | ND | | 0.17 | 0.059 |
| Butyl benzyl phthalate | 85-68-7 | | | ND | | 0.19 | 0.048 | ND | | 0.2 | 0.05 | ND | | 0.19 | 0.048 | ND | | 0.17 | 0.043 |
| Carbazole | 86-74-8 | | | ND | | 0.19 | 0.019 | 0.18 | J | 0.2 | 0.019 | 0.34 | | 0.19 | 0.018 | ND | | 0.17 | 0.016 |
| Chrysene | 218-01-9 | 1 | 3.9 | 0.14 | | 0.12 | 0.02 | 3.5 | | 0.12 | 0.021 | 3 | | 0.11 | 0.02 | ND | | 0.1 | 0.018 |
| Di-n-butylphthalate | 84-74-2 | | | ND | | 0.19 | 0.036 | ND | | 0.2 | 0.038 | ND | | 0.19 | 0.036 | ND | | 0.17 | 0.032 |
| Di-n-octylphthalate | 117-84-0 | | | ND | | 0.19 | 0.065 | ND | | 0.2 | 0.068 | ND | | 0.19 | 0.064 | ND | | 0.17 | 0.058 |

**Table 3.1 - Soil Sample Analytical Results**
**128-158 North Main Street**
**Portchester, New York**
**SESI Project # 12814**

| | | | BORING ID: | SB-301 | | | | SB-302 | | | | SB-303 | | | | | | | |
|---|---|---|---|---|---|---|---|---|---|---|---|---|---|---|---|---|---|---|---|
| | | | SAMPLE ID: | SB-301 (1.5-2) | | | | SB-302 (2-2.5) | | | | SB-303 (2-2.5) | | | | SB-303 (8.5-9) | | | |
| | | | LAB ID: | L2316226-01 | | | | L2316226-02 | | | | L2316226-03 | | | | L2316226-04 | | | |
| | | | COLLECTION DATE: | 3/28/2023 | | | | 3/28/2023 | | | | 3/28/2023 | | | | 3/28/2023 | | | |
| | | | SAMPLE DEPTH (FT BGS): | 1.5-2 | | | | 2-2.5 | | | | 2-2.5 | | | | 8.5-9 | | | |
| | | | SAMPLE MATRIX: | SOIL | | | | SOIL | | | | SOIL | | | | SOIL | | | |
| **ANALYTE** | **CAS** | **NYSDEC USCOs** | **NYSDEC RRSCOs** | **Conc** | **Q** | **RL** | **MDL** | **Conc** | **Q** | **RL** | **MDL** | **Conc** | **Q** | **RL** | **MDL** | **Conc** | **Q** | **RL** | **MDL** |
| Dibenzo(a,h)anthracene | 53-70-3 | 0.33 | 0.33 | 0.023 | J | 0.12 | 0.022 | 0.47 | | 0.12 | 0.023 | 0.4 | | 0.11 | 0.022 | ND | | 0.1 | 0.02 |
| Dibenzofuran | 132-64-9 | 7 | 59 | ND | | 0.19 | 0.018 | 0.12 | J | 0.2 | 0.019 | 0.082 | J | 0.19 | 0.018 | ND | | 0.17 | 0.016 |
| Diethyl phthalate | 84-66-2 | | | ND | | 0.19 | 0.018 | ND | | 0.2 | 0.018 | ND | | 0.19 | 0.018 | ND | | 0.17 | 0.016 |
| Dimethyl phthalate | 131-11-3 | | | ND | | 0.19 | 0.04 | ND | | 0.2 | 0.042 | ND | | 0.19 | 0.04 | ND | | 0.17 | 0.036 |
| Fluoranthene | 206-44-0 | 100 | 100 | 0.24 | | 0.12 | 0.022 | 9.9 | | 0.6 | 0.11 | 4.6 | | 0.11 | 0.022 | ND | | 0.1 | 0.019 |
| Fluorene | 86-73-7 | 30 | 100 | ND | | 0.19 | 0.019 | 0.14 | J | 0.2 | 0.019 | 0.12 | J | 0.19 | 0.018 | ND | | 0.17 | 0.016 |
| Hexachlorobenzene | 118-74-1 | 0.33 | 1.2 | ND | | 0.12 | 0.022 | ND | | 0.12 | 0.022 | ND | | 0.11 | 0.021 | ND | | 0.1 | 0.019 |
| Hexachlorobutadiene | 87-68-3 | | | ND | | 0.19 | 0.028 | ND | | 0.2 | 0.029 | ND | | 0.19 | 0.028 | ND | | 0.17 | 0.025 |
| Hexachlorocyclopentadiene | 77-47-4 | | | ND | | 0.55 | 0.17 | ND | | 0.57 | 0.18 | ND | | 0.54 | 0.17 | ND | | 0.48 | 0.15 |
| Hexachloroethane | 67-72-1 | | | ND | | 0.15 | 0.031 | ND | | 0.16 | 0.032 | ND | | 0.15 | 0.031 | ND | | 0.14 | 0.027 |
| Indeno(1,2,3-cd)pyrene | 193-39-5 | 0.5 | 0.5 | 0.093 | J | 0.15 | 0.027 | 2.6 | | 0.16 | 0.028 | 2 | | 0.15 | 0.026 | ND | | 0.14 | 0.024 |
| Isophorone | 78-59-1 | | | ND | | 0.17 | 0.025 | ND | | 0.18 | 0.026 | ND | | 0.17 | 0.025 | ND | | 0.15 | 0.022 |
| n-Nitrosodi-n-propylamine | 621-64-7 | | | ND | | 0.19 | 0.03 | ND | | 0.2 | 0.031 | ND | | 0.19 | 0.029 | ND | | 0.17 | 0.026 |
| Naphthalene | 91-20-3 | 12 | 100 | 0.039 | J | 0.19 | 0.023 | 0.29 | | 0.2 | 0.024 | 0.19 | | 0.19 | 0.023 | ND | | 0.17 | 0.021 |
| NDPA/DPA | 86-30-6 | | | ND | | 0.15 | 0.022 | ND | | 0.16 | 0.023 | ND | | 0.15 | 0.022 | ND | | 0.14 | 0.019 |
| Nitrobenzene | 98-95-3 | | | ND | | 0.17 | 0.028 | ND | | 0.18 | 0.029 | ND | | 0.17 | 0.028 | ND | | 0.15 | 0.025 |
| p-Chloro-m-cresol | 59-50-7 | | | ND | | 0.19 | 0.029 | ND | | 0.2 | 0.03 | ND | | 0.19 | 0.028 | ND | | 0.17 | 0.025 |
| Pentachlorophenol | 87-86-5 | 0.8 | 6.7 | ND | | 0.15 | 0.042 | ND | | 0.16 | 0.044 | ND | | 0.15 | 0.042 | ND | | 0.14 | 0.037 |
| Phenanthrene | 85-01-8 | 100 | 100 | 0.13 | | 0.12 | 0.023 | 3.5 | | 0.12 | 0.024 | 2.4 | | 0.11 | 0.023 | ND | | 0.1 | 0.021 |
| Phenol | 108-95-2 | 0.33 | 100 | ND | | 0.19 | 0.029 | 0.037 | J | 0.2 | 0.03 | ND | | 0.19 | 0.029 | ND | | 0.17 | 0.026 |
| Pyrene | 129-00-0 | 100 | 100 | 0.21 | | 0.12 | 0.019 | 9.4 | | 0.6 | 0.099 | 4 | | 0.11 | 0.019 | ND | | 0.1 | 0.017 |
| Total SVOCs | | | | 1.441 | - | - | - | 19.3 | - | - | - | 30.345 | - | - | - | - | - | - | - |
| **SEMIVOLATILE ORGANICS BY GC/MS-TIC (mg/kg)** | | | | | | | | | | | | | | | | | | | |
| No Tentatively Identified Compounds | | | | - | | - | - | - | | - | - | - | | - | - | ND | | 0 | 0 |
| Unknown | | | | - | | - | - | 0.207 | J | 0 | 0 | 0.791 | J | 0 | 0 | - | | - | - |
| Unknown | | | | - | | - | - | 0.478 | J | 0 | 0 | 0.237 | J | 0 | 0 | - | | - | - |
| Unknown | | | | - | | - | - | 0.71 | J | 0 | 0 | - | | - | - | - | | - | - |
| Unknown | | | | - | | - | - | 0.244 | J | 0 | 0 | - | - | - | - | - | - | - | - |
| Unknown | | | | - | | - | - | 1.35 | J | 0 | 0 | - | - | - | - | - | - | - | - |
| Unknown | | | | - | | - | - | 0.347 | J | 0 | 0 | - | - | - | - | - | - | - | - |
| Unknown | | | | - | | - | - | 0.736 | J | 0 | 0 | - | - | - | - | - | - | - | - |
| Unknown | | | | - | | - | - | 0.196 | J | 0 | 0 | - | - | - | - | - | - | - | - |
| Unknown | | | | - | | - | - | 0.362 | J | 0 | 0 | - | - | - | - | - | - | - | - |
| Unknown Alkane | | | | - | | - | - | - | | - | - | - | | - | - | - | | - | - |
| Unknown Alkane | | | | - | | - | - | - | | - | - | 0.33 | J | 0 | 0 | - | | - | - |
| Unknown Alkane | | | | - | | - | - | - | | - | - | - | | - | - | - | | - | - |
| Unknown Benzene | | | | - | | - | - | - | | - | - | - | | - | - | - | | - | - |
| Unknown Ketone | | | | - | | - | - | - | | - | - | - | | - | - | - | | - | - |
| Unknown Ketone | | | | - | | - | - | - | | - | - | 0.59 | J | 0 | 0 | - | - | - | - |
| Unknown Ketone | | | | - | | - | - | - | | - | - | 0.267 | J | 0 | 0 | - | - | - | - |
| Unknown Naphthalene | | | | - | | - | - | - | | - | - | - | | - | - | - | | - | - |
| Unknown Organic Acid | | | | 0.319 | J | 0 | 0 | - | | - | - | - | | - | - | - | | - | - |
| Unknown PAH | | | | - | | - | - | - | | - | - | 0.363 | J | 0 | 0 | - | - | - | - |
| Unknown PAH | | | | - | | - | - | - | | - | - | 0.406 | J | 0 | 0 | - | - | - | - |
| Unknown PAH | | | | - | | - | - | - | | - | - | 0.678 | J | 0 | 0 | - | - | - | - |
| Unknown PAH | | | | - | | - | - | - | | - | - | 1.96 | J | 0 | 0 | - | - | - | - |
| Unknown PAH | | | | - | | - | - | - | | - | - | 0.603 | J | 0 | 0 | - | - | - | - |
| Unknown PAH | | | | - | | - | - | - | | - | - | 0.36 | J | 0 | 0 | - | - | - | - |
| Unknown PAH | | | | - | | - | - | 1.16 | J | 0 | 0 | 0.384 | J | 0 | 0 | - | - | - | - |
| Unknown PAH | | | | - | | - | - | 0.254 | J | 0 | 0 | 0.277 | J | 0 | 0 | - | - | - | - |
| Unknown PAH | | | | - | | - | - | 0.195 | J | 0 | 0 | 0.559 | J | 0 | 0 | - | | - | - |
| Unknown PAH | | | | - | | - | - | - | | - | - | - | | - | - | - | | - | - |
| Unknown PAH | | | | - | | - | - | 0.25 | J | 0 | 0 | 0.4 | J | 0 | 0 | - | | - | - |
| Unknown Thiophene | | | | - | | - | - | 0.16 | J | 0 | 0 | - | - | - | - | - | - | - | - |
| Total TIC Compounds | | | | 0.319 | J | 0 | 0 | 6.65 | J | 0 | 0 | 8.21 | J | 0 | 0 | - | | - | - |
| **ORGANOCHLORINE PESTICIDES BY GC (mg/kg)** | | | | | | | | | | | | | | | | | | | |
| 4,4'-DDD | 72-54-8 | 0.0033 | 13 | ND | | 0.00181 | 0.000645 | ND | | 0.00185 | 0.00066 | ND | | 0.00182 | 0.000648 | ND | | 0.00158 | 0.000562 |
| 4,4'-DDE | 72-55-9 | 0.0033 | 8.9 | ND | | 0.00181 | 0.000418 | ND | | 0.00185 | 0.000428 | ND | | 0.00182 | 0.00042 | ND | | 0.00158 | 0.000364 |
| 4,4'-DDT | 50-29-3 | 0.0033 | 7.9 | ND | | 0.00181 | 0.00146 | ND | | 0.00185 | 0.00149 | ND | | 0.00182 | 0.00146 | ND | | 0.00158 | 0.00127 |
| Aldrin | 309-00-2 | 0.005 | 0.097 | ND | | 0.00181 | 0.000637 | ND | | 0.00185 | 0.000651 | ND | | 0.00182 | 0.00064 | ND | | 0.00158 | 0.000555 |
| Alpha-BHC | 319-84-6 | 0.02 | 0.48 | ND | | 0.000754 | 0.000214 | ND | | 0.000771 | 0.000219 | ND | | 0.000757 | 0.000215 | ND | | 0.000657 | 0.000186 |
| Beta-BHC | 319-85-7 | 0.036 | 0.36 | ND | | 0.00181 | 0.000686 | ND | | 0.00185 | 0.000701 | ND | | 0.00182 | 0.000689 | ND | | 0.00158 | 0.000598 |
| Chlordane | 57-74-9 | | | ND | | 0.0151 | 0.00599 | ND | | 0.0154 | 0.00613 | ND | | 0.0151 | 0.00602 | ND | | 0.0131 | 0.00522 |
| cis-Chlordane | 5103-71-9 | 0.094 | 4.2 | ND | | 0.00226 | 0.00063 | ND | | 0.00231 | 0.000644 | ND | | 0.00227 | 0.000633 | ND | | 0.00197 | 0.000549 |
| Delta-BHC | 319-86-8 | 0.04 | 100 | ND | | 0.00181 | 0.000354 | ND | | 0.00185 | 0.000362 | ND | | 0.00182 | 0.000356 | ND | | 0.00158 | 0.000309 |
| Dieldrin | 60-57-1 | 0.005 | 0.2 | ND | | 0.00113 | 0.000566 | ND | | 0.00116 | 0.000578 | ND | | 0.00114 | 0.000568 | ND | | 0.000985 | 0.000492 |
| Endosulfan I | 959-98-8 | 2.4 | 24 | ND | | 0.00181 | 0.000428 | ND | | 0.00185 | 0.000437 | ND | | 0.00182 | 0.000429 | ND | | 0.00158 | 0.000372 |

**Table 3.1 - Soil Sample Analytical Results**
**128-158 North Main Street**
**Portchester, New York**
**SESI Project # 12814**

| | | | BORING ID: | SB-301 | | | | SB-302 | | | | SB-303 | | | | | | | |
|---|---|---|---|---|---|---|---|---|---|---|---|---|---|---|---|---|---|---|---|
| | | | SAMPLE ID: | SB-301 (1.5-2) | | | | SB-302 (2-2.5) | | | | SB-303 (2-2.5) | | | | SB-303 (8.5-9) | | | |
| | | | LAB ID: | L2316226-01 | | | | L2316226-02 | | | | L2316226-03 | | | | L2316226-04 | | | |
| | | | COLLECTION DATE: | 3/28/2023 | | | | 3/28/2023 | | | | 3/28/2023 | | | | 3/28/2023 | | | |
| | | | SAMPLE DEPTH (FT BGS): | 1.5-2 | | | | 2-2.5 | | | | 2-2.5 | | | | 8.5-9 | | | |
| | | | SAMPLE MATRIX: | SOIL | | | | SOIL | | | | SOIL | | | | SOIL | | | |
| ANALYTE | CAS | NYSDEC USCOs | NYSDEC RRSCOs | Conc | Q | RL | MDL | Conc | Q | RL | MDL | Conc | Q | RL | MDL | Conc | Q | RL | MDL |
| Endosulfan II | 33213-65-9 | 2.4 | 24 | ND | | 0.00181 | 0.000605 | ND | | 0.00185 | 0.000618 | ND | | 0.00182 | 0.000607 | ND | | 0.00158 | 0.000527 |
| Endosulfan sulfate | 1031-07-8 | 2.4 | 24 | ND | | 0.000754 | 0.000359 | ND | | 0.000771 | 0.000367 | ND | | 0.000757 | 0.00036 | ND | | 0.000657 | 0.000313 |
| Endrin | 72-20-8 | 0.014 | 11 | ND | | 0.000754 | 0.000309 | ND | | 0.000771 | 0.000316 | ND | | 0.000757 | 0.00031 | ND | | 0.000657 | 0.000269 |
| Endrin aldehyde | 7421-93-4 | | | ND | | 0.00226 | 0.000792 | ND | | 0.00231 | 0.000809 | ND | | 0.00227 | 0.000795 | ND | | 0.00197 | 0.00069 |
| Endrin ketone | 53494-70-5 | | | ND | | 0.00181 | 0.000466 | ND | | 0.00185 | 0.000476 | ND | | 0.00182 | 0.000468 | ND | | 0.00158 | 0.000406 |
| Heptachlor | 76-44-8 | 0.042 | 2.1 | ND | | 0.000905 | 0.000406 | ND | | 0.000925 | 0.000415 | ND | | 0.000909 | 0.000407 | ND | | 0.000788 | 0.000353 |
| Heptachlor epoxide | 1024-57-3 | | | ND | | 0.00339 | 0.00102 | ND | | 0.00347 | 0.00104 | ND | | 0.00341 | 0.00102 | ND | | 0.00296 | 0.000887 |
| Lindane | 58-89-9 | 0.1 | 1.3 | ND | | 0.000754 | 0.000337 | ND | | 0.000771 | 0.000344 | ND | | 0.000757 | 0.000338 | ND | | 0.000657 | 0.000294 |
| Methoxychlor | 72-43-5 | | | ND | | 0.00339 | 0.00106 | ND | | 0.00347 | 0.00108 | ND | | 0.00341 | 0.00106 | ND | | 0.00296 | 0.00092 |
| Toxaphene | 8001-35-2 | | | ND | | 0.0339 | 0.0095 | ND | | 0.0347 | 0.00971 | ND | | 0.0341 | 0.00954 | ND | | 0.0296 | 0.00828 |
| trans-Chlordane | 5103-74-2 | | | ND | | 0.00226 | 0.000597 | 0.0011 | J | 0.00231 | 0.00061 | ND | | 0.00227 | 0.0006 | ND | | 0.00197 | 0.00052 |
| **POLYCHLORINATED BIPHENYLS BY GC (mg/kg)** | | | | | | | | | | | | | | | | | | | |
| Aroclor 1016 | 12674-11-2 | 0.1 | 1 | ND | | 0.0384 | 0.00341 | ND | | 0.0399 | 0.00354 | ND | | 0.0379 | 0.00337 | ND | | 0.0346 | 0.00307 |
| Aroclor 1221 | 11104-28-2 | 0.1 | 1 | ND | | 0.0384 | 0.00384 | ND | | 0.0399 | 0.00399 | ND | | 0.0379 | 0.0038 | ND | | 0.0346 | 0.00346 |
| Aroclor 1232 | 11141-16-5 | 0.1 | 1 | ND | | 0.0384 | 0.00814 | ND | | 0.0399 | 0.00845 | ND | | 0.0379 | 0.00804 | ND | | 0.0346 | 0.00733 |
| Aroclor 1242 | 53469-21-9 | 0.1 | 1 | ND | | 0.0384 | 0.00517 | ND | | 0.0399 | 0.00537 | ND | | 0.0379 | 0.00511 | ND | | 0.0346 | 0.00466 |
| Aroclor 1248 | 12672-29-6 | 0.1 | 1 | ND | | 0.0384 | 0.00576 | ND | | 0.0399 | 0.00598 | ND | | 0.0379 | 0.00569 | ND | | 0.0346 | 0.00518 |
| Aroclor 1254 | 11097-69-1 | 0.1 | 1 | ND | | 0.0384 | 0.0042 | ND | | 0.0399 | 0.00436 | ND | | 0.0379 | 0.00415 | ND | | 0.0346 | 0.00378 |
| Aroclor 1260 | 11096-82-5 | 0.1 | 1 | ND | | 0.0384 | 0.00709 | 0.278 | | 0.0399 | 0.00737 | 0.0496 | | 0.0379 | 0.00701 | ND | | 0.0346 | 0.00639 |
| Aroclor 1262 | 37324-23-5 | 0.1 | 1 | ND | | 0.0384 | 0.00487 | ND | | 0.0399 | 0.00506 | ND | | 0.0379 | 0.00482 | ND | | 0.0346 | 0.00439 |
| Aroclor 1268 | 11100-14-4 | 0.1 | 1 | ND | | 0.0384 | 0.00398 | ND | | 0.0399 | 0.00413 | ND | | 0.0379 | 0.00393 | ND | | 0.0346 | 0.00358 |
| PCBs, Total | 1336-36-3 | 0.1 | 1 | ND | | 0.0384 | 0.00341 | 0.278 | | 0.0399 | 0.00354 | 0.0496 | | 0.0379 | 0.00337 | ND | | 0.0346 | 0.00307 |
| **TOTAL METALS (mg/kg)** | | | | | | | | | | | | | | | | | | | |
| Aluminum, Total | 7429-90-5 | | | 4220 | | 8.78 | 2.37 | 4650 | | 9.41 | 2.54 | 6520 | | 8.85 | 2.39 | 5790 | | 7.96 | 2.15 |
| Antimony, Total | 7440-36-0 | | | 0.678 | J | 4.39 | 0.333 | 7.2 | | 4.7 | 0.357 | 9.11 | | 4.42 | 0.336 | 0.482 | J | 3.98 | 0.302 |
| Arsenic, Total | 7440-38-2 | 13 | 16 | 11 | | 0.878 | 0.182 | 10.4 | | 0.941 | 0.196 | 145 | | 0.885 | 0.184 | 1.95 | | 0.796 | 0.166 |
| Barium, Total | 7440-39-3 | 350 | 400 | 196 | | 0.878 | 0.153 | 510 | | 0.941 | 0.164 | 193 | | 0.885 | 0.154 | 31.8 | | 0.796 | 0.138 |
| Beryllium, Total | 7440-41-7 | 7.2 | 72 | 0.272 | J | 0.439 | 0.029 | 0.251 | J | 0.47 | 0.031 | 0.305 | J | 0.442 | 0.029 | 0.251 | J | 0.398 | 0.026 |
| Cadmium, Total | 7440-43-9 | 2.5 | 4.3 | 0.174 | J | 0.878 | 0.086 | 2.05 | | 0.941 | 0.092 | 0.636 | J | 0.885 | 0.087 | ND | | 0.796 | 0.078 |
| Calcium, Total | 7440-70-2 | | | 4560 | | 8.78 | 3.07 | 9720 | | 9.41 | 3.29 | 4640 | | 8.85 | 3.1 | 746 | | 7.96 | 2.78 |
| Chromium, Total | 7440-47-3 | | | 10.6 | | 0.878 | 0.084 | 20 | | 0.941 | 0.09 | 15.3 | | 0.885 | 0.085 | 8.96 | | 0.796 | 0.076 |
| Cobalt, Total | 7440-48-4 | | | 4.44 | | 1.76 | 0.146 | 4.57 | | 1.88 | 0.156 | 7.21 | | 1.77 | 0.147 | 6.46 | | 1.59 | 0.132 |
| Copper, Total | 7440-50-8 | 50 | 270 | 86.7 | | 0.878 | 0.226 | 180 | | 0.941 | 0.243 | 120 | | 0.885 | 0.228 | 22 | | 0.796 | 0.205 |
| Iron, Total | 7439-89-6 | | | 7760 | | 4.39 | 0.792 | 21300 | | 4.7 | 0.849 | 24700 | | 4.42 | 0.799 | 11800 | | 3.98 | 0.718 |
| Lead, Total | 7439-92-1 | 63 | 400 | 150 | | 4.39 | 0.235 | 1220 | | 4.7 | 0.252 | 1420 | | 4.42 | 0.237 | 4.89 | | 3.98 | 0.213 |
| Magnesium, Total | 7439-95-4 | | | 936 | | 8.78 | 1.35 | 2660 | | 9.41 | 1.45 | 3120 | | 8.85 | 1.36 | 2290 | | 7.96 | 1.22 |
| Manganese, Total | 7439-96-5 | 1600 | 2000 | 167 | | 0.878 | 0.14 | 619 | | 0.941 | 0.15 | 362 | | 0.885 | 0.141 | 245 | | 0.796 | 0.126 |
| Mercury, Total | 7439-97-6 | 0.18 | 0.81 | 0.44 | | 0.081 | 0.053 | 2.8 | | 0.091 | 0.059 | 1.54 | | 0.077 | 0.05 | ND | | 0.066 | 0.043 |
| Nickel, Total | 7440-02-0 | 30 | 310 | 9.79 | | 2.19 | 0.212 | 16.2 | | 2.35 | 0.228 | 14.4 | | 2.21 | 0.214 | 22.5 | | 1.99 | 0.192 |
| Potassium, Total | 7440-09-7 | | | 609 | | 219 | 12.6 | 663 | | 235 | 13.5 | 772 | | 221 | 12.7 | 965 | | 199 | 11.4 |
| Selenium, Total | 7782-49-2 | 3.9 | 180 | 0.323 | J | 1.76 | 0.226 | 0.405 | J | 1.88 | 0.243 | ND | | 1.77 | 0.228 | ND | | 1.59 | 0.205 |
| Silver, Total | 7440-22-4 | 2 | 180 | ND | | 0.439 | 0.248 | 1.35 | | 0.47 | 0.266 | 0.725 | | 0.442 | 0.25 | ND | | 0.398 | 0.225 |
| Sodium, Total | 7440-23-5 | | | 318 | | 176 | 2.76 | 263 | | 188 | 2.96 | 266 | | 177 | 2.79 | 70.8 | J | 159 | 2.51 |
| Thallium, Total | 7440-28-0 | | | ND | | 1.76 | 0.276 | ND | | 1.88 | 0.296 | ND | | 1.77 | 0.279 | ND | | 1.59 | 0.251 |
| Vanadium, Total | 7440-62-2 | | | 19.7 | | 0.878 | 0.178 | 19.2 | | 0.941 | 0.191 | 26.8 | | 0.885 | 0.18 | 11.7 | | 0.796 | 0.162 |
| Zinc, Total | 7440-66-6 | 109 | 10000 | 103 | | 4.39 | 0.257 | 929 | | 4.7 | 0.276 | 273 | | 4.42 | 0.259 | 21.8 | | 3.98 | 0.233 |
| **GENERAL CHEMISTRY (mg/kg)** | | | | | | | | | | | | | | | | | | | |
| Cyanide, Total | 57-12-5 | 27 | 27 | ND | | 1.1 | 0.24 | 0.88 | J | 1.2 | 0.25 | 0.33 | J | 1.1 | 0.24 | ND | | 1 | 0.21 |
| Solids, Total | NONE | | | 86 | | 0.1 | NA | 81.4 | | 0.1 | NA | 85.4 | | 0.1 | NA | 96 | | 0.1 | NA |

* Comparison is not performed on parameters with non-numeric criteria.

**Table 3.1 - Soil Sample Analytical Results**
**128-158 North Main Street**
**Portchester, New York**
**SESI Project # 12814**

| | | | BORING ID: | SB-304 | | | | | | | | SB-305 | | | | SB-306 | | | | SB-307 | | | | | | | |
|---|---|---|---|---|---|---|---|---|---|---|---|---|---|---|---|---|---|---|---|---|---|---|---|---|---|---|---|
| | | | SAMPLE ID: | SB-304 (1.5-2) | | | | SB-304 (3-3.5) | | | | SB-305 (1.5-2) | | | | SB-306 (2.5-3) | | | | SB-307 (1.5-2) | | | | SB-307 (4.5-5) | | | |
| | | | LAB ID: | L2316226-05 | | | | L2316226-06 | | | | L2316226-07 | | | | L2316226-08 | | | | L2316226-09 | | | | L2316226-10 | | | |
| | | | COLLECTION DATE: | 3/28/2023 | | | | 3/28/2023 | | | | 3/28/2023 | | | | 3/28/2023 | | | | 3/28/2023 | | | | 3/28/2023 | | | |
| | | | SAMPLE DEPTH (FT BGS): | 1.5-2 | | | | 3-3.5 | | | | 1.5-2 | | | | 2.5-3 | | | | 1.5-2 | | | | 4.5-5 | | | |
| | | | SAMPLE MATRIX: | SOIL | | | | SOIL | | | | SOIL | | | | SOIL | | | | SOIL | | | | SOIL | | | |
| ANALYTE | CAS | NYSDEC USCOs | NYSDEC RRSCOs | Conc | Q | RL | MDL | Conc | Q | RL | MDL | Conc | Q | RL | MDL | Conc | Q | RL | MDL | Conc | Q | RL | MDL | Conc | Q | RL | MDL |
| **VOLATILE ORGANICS BY EPA 5035-TIC (mg/kg)** | | | | | | | | | | | | | | | | | | | | | | | | | | | |
| 1,1,1,2-Tetrachloroethane | 630-20-6 | | | ND | | 0.00067 | 0.00018 | ND | | 0.00053 | 0.00014 | ND | | 0.00069 | 0.00018 | ND | | 0.00055 | 0.00014 | ND | | 0.00057 | 0.00015 | ND | | 0.00054 | 0.00014 |
| 1,1,1-Trichloroethane | 71-55-6 | 0.68 | 100 | ND | | 0.00067 | 0.00022 | ND | | 0.00053 | 0.00018 | ND | | 0.00069 | 0.00023 | ND | | 0.00055 | 0.00018 | ND | | 0.00057 | 0.00019 | ND | | 0.00054 | 0.00018 |
| 1,1,2,2-Tetrachloroethane | 79-34-5 | | | ND | | 0.00067 | 0.00022 | ND | | 0.00053 | 0.00018 | ND | | 0.00069 | 0.00023 | ND | | 0.00055 | 0.00018 | ND | | 0.00057 | 0.00019 | ND | | 0.00054 | 0.00018 |
| 1,1,2-Trichloroethane | 79-00-5 | | | ND | | 0.0013 | 0.00036 | ND | | 0.001 | 0.00028 | ND | | 0.0014 | 0.00037 | ND | | 0.0011 | 0.00029 | ND | | 0.0011 | 0.0003 | ND | | 0.0011 | 0.00029 |
| 1,1-Dichloroethane | 75-34-3 | 0.27 | 26 | ND | | 0.0013 | 0.00019 | ND | | 0.001 | 0.00015 | ND | | 0.0014 | 0.0002 | ND | | 0.0011 | 0.00016 | ND | | 0.0011 | 0.00016 | ND | | 0.0011 | 0.00016 |
| 1,1-Dichloroethene | 75-35-4 | 0.33 | 100 | ND | | 0.0013 | 0.00032 | ND | | 0.001 | 0.00025 | ND | | 0.0014 | 0.00033 | ND | | 0.0011 | 0.00026 | ND | | 0.0011 | 0.00027 | ND | | 0.0011 | 0.00026 |
| 1,1-Dichloropropene | 563-58-6 | | | ND | | 0.00067 | 0.00021 | ND | | 0.00053 | 0.00017 | ND | | 0.00069 | 0.00022 | ND | | 0.00055 | 0.00017 | ND | | 0.00057 | 0.00018 | ND | | 0.00054 | 0.00017 |
| 1,2,3-Trichlorobenzene | 87-61-6 | | | ND | | 0.0027 | 0.00043 | ND | | 0.0021 | 0.00034 | ND | | 0.0027 | 0.00044 | ND | | 0.0022 | 0.00035 | ND | | 0.0023 | 0.00037 | ND | | 0.0022 | 0.00035 |
| 1,2,3-Trichloropropane | 96-18-4 | | | ND | | 0.0027 | 0.00017 | ND | | 0.0021 | 0.00013 | ND | | 0.0027 | 0.00017 | ND | | 0.0022 | 0.00014 | ND | | 0.0023 | 0.00014 | ND | | 0.0022 | 0.00014 |
| 1,2,4,5-Tetramethylbenzene | 95-93-2 | | | ND | | 0.0027 | 0.00026 | ND | | 0.0021 | 0.0002 | ND | | 0.0027 | 0.00026 | ND | | 0.0022 | 0.00021 | ND | | 0.0023 | 0.00022 | ND | | 0.0022 | 0.0002 |
| 1,2,4-Trichlorobenzene | 120-82-1 | | | ND | | 0.0027 | 0.00036 | ND | | 0.0021 | 0.00029 | ND | | 0.0027 | 0.00037 | ND | | 0.0022 | 0.0003 | ND | | 0.0023 | 0.00031 | ND | | 0.0022 | 0.00029 |
| 1,2,4-Trimethylbenzene | 95-63-6 | 3.6 | 52 | ND | | 0.0027 | 0.00045 | ND | | 0.0021 | 0.00035 | ND | | 0.0027 | 0.00046 | ND | | 0.0022 | 0.00037 | ND | | 0.0023 | 0.00038 | ND | | 0.0022 | 0.00036 |
| 1,2-Dibromo-3-chloropropane | 96-12-8 | | | ND | | 0.004 | 0.0013 | ND | | 0.0032 | 0.001 | ND | | 0.0041 | 0.0014 | ND | | 0.0033 | 0.0011 | ND | | 0.0034 | 0.0011 | ND | | 0.0032 | 0.0011 |
| 1,2-Dibromoethane | 106-93-4 | | | ND | | 0.0013 | 0.00037 | ND | | 0.001 | 0.00029 | ND | | 0.0014 | 0.00038 | ND | | 0.0011 | 0.00031 | ND | | 0.0011 | 0.00032 | ND | | 0.0011 | 0.0003 |
| 1,2-Dichlorobenzene | 95-50-1 | 1.1 | 100 | ND | | 0.0027 | 0.00019 | ND | | 0.0021 | 0.00015 | ND | | 0.0027 | 0.0002 | ND | | 0.0022 | 0.00016 | ND | | 0.0023 | 0.00016 | ND | | 0.0022 | 0.00015 |
| 1,2-Dichloroethane | 107-06-2 | 0.02 | 3.1 | ND | | 0.0013 | 0.00034 | ND | | 0.001 | 0.00027 | ND | | 0.0014 | 0.00035 | ND | | 0.0011 | 0.00028 | ND | | 0.0011 | 0.00029 | ND | | 0.0011 | 0.00028 |
| 1,2-Dichloroethene, Total | 540-59-0 | | | ND | | 0.0013 | 0.00018 | ND | | 0.001 | 0.00014 | ND | | 0.0014 | 0.00019 | ND | | 0.0011 | 0.00015 | ND | | 0.0011 | 0.00016 | ND | | 0.0011 | 0.00015 |
| 1,2-Dichloropropane | 78-87-5 | | | ND | | 0.0013 | 0.00017 | ND | | 0.001 | 0.00013 | ND | | 0.0014 | 0.00017 | ND | | 0.0011 | 0.00014 | ND | | 0.0011 | 0.00014 | ND | | 0.0011 | 0.00013 |
| 1,3,5-Trimethylbenzene | 108-67-8 | 8.4 | 52 | ND | | 0.0027 | 0.00026 | ND | | 0.0021 | 0.0002 | ND | | 0.0027 | 0.00026 | ND | | 0.0022 | 0.00021 | ND | | 0.0023 | 0.00022 | ND | | 0.0022 | 0.00021 |
| 1,3-Dichlorobenzene | 541-73-1 | 2.4 | 49 | ND | | 0.0027 | 0.0002 | ND | | 0.0021 | 0.00016 | ND | | 0.0027 | 0.0002 | ND | | 0.0022 | 0.00016 | ND | | 0.0023 | 0.00017 | ND | | 0.0022 | 0.00016 |
| 1,3-Dichloropropane | 142-28-9 | | | ND | | 0.0027 | 0.00022 | ND | | 0.0021 | 0.00018 | ND | | 0.0027 | 0.00023 | ND | | 0.0022 | 0.00018 | ND | | 0.0023 | 0.00019 | ND | | 0.0022 | 0.00018 |
| 1,3-Dichloropropene, Total | 542-75-6 | | | ND | | 0.00067 | 0.00021 | ND | | 0.00053 | 0.00017 | ND | | 0.00069 | 0.00022 | ND | | 0.00055 | 0.00017 | ND | | 0.00057 | 0.00018 | ND | | 0.00054 | 0.00017 |
| 1,4-Dichlorobenzene | 106-46-7 | 1.8 | 13 | ND | | 0.0027 | 0.00023 | ND | | 0.0021 | 0.00018 | ND | | 0.0027 | 0.00023 | ND | | 0.0022 | 0.00019 | ND | | 0.0023 | 0.0002 | ND | | 0.0022 | 0.00018 |
| 1,4-Dioxane | 123-91-1 | 0.1 | 13 | ND | | 0.11 | 0.047 | ND | | 0.084 | 0.037 | ND | | 0.11 | 0.048 | ND | | 0.088 | 0.038 | ND | | 0.091 | 0.04 | ND | | 0.086 | 0.038 |
| 2,2-Dichloropropane | 594-20-7 | | | ND | | 0.0027 | 0.00027 | ND | | 0.0021 | 0.00021 | ND | | 0.0027 | 0.00028 | ND | | 0.0022 | 0.00022 | ND | | 0.0023 | 0.00023 | ND | | 0.0022 | 0.00022 |
| 2-Butanone | 78-93-3 | 0.12 | 100 | ND | | 0.013 | 0.003 | ND | | 0.01 | 0.0023 | ND | | 0.014 | 0.003 | ND | | 0.011 | 0.0024 | ND | | 0.011 | 0.0025 | ND | | 0.011 | 0.0024 |
| 2-Hexanone | 591-78-6 | | | ND | | 0.013 | 0.0016 | ND | | 0.01 | 0.0012 | ND | | 0.014 | 0.0016 | ND | | 0.011 | 0.0013 | ND | | 0.011 | 0.0013 | ND | | 0.011 | 0.0013 |
| 4-Methyl-2-pentanone | 108-10-1 | | | ND | | 0.013 | 0.0017 | ND | | 0.01 | 0.0014 | ND | | 0.014 | 0.0018 | ND | | 0.011 | 0.0014 | ND | | 0.011 | 0.0015 | ND | | 0.011 | 0.0014 |
| Acetone | 67-64-1 | 0.05 | 100 | ND | | 0.013 | 0.0065 | ND | | 0.01 | 0.0051 | ND | | 0.014 | 0.0066 | ND | | 0.011 | 0.0053 | ND | | 0.011 | 0.0055 | ND | | 0.011 | 0.0052 |
| Acrylonitrile | 107-13-1 | | | ND | | 0.0054 | 0.0015 | ND | | 0.0042 | 0.0012 | ND | | 0.0055 | 0.0016 | ND | | 0.0044 | 0.0013 | ND | | 0.0046 | 0.0013 | ND | | 0.0043 | 0.0012 |
| Benzene | 71-43-2 | 0.06 | 4.8 | ND | | 0.00067 | 0.00022 | ND | | 0.00053 | 0.00018 | ND | | 0.00069 | 0.00023 | ND | | 0.00055 | 0.00018 | ND | | 0.00057 | 0.00019 | ND | | 0.00054 | 0.00018 |
| Bromobenzene | 108-86-1 | | | ND | | 0.0027 | 0.00019 | ND | | 0.0021 | 0.00015 | ND | | 0.0027 | 0.0002 | ND | | 0.0022 | 0.00016 | ND | | 0.0023 | 0.00016 | ND | | 0.0022 | 0.00016 |
| Bromochloromethane | 74-97-5 | | | ND | | 0.0027 | 0.00028 | ND | | 0.0021 | 0.00022 | ND | | 0.0027 | 0.00028 | ND | | 0.0022 | 0.00022 | ND | | 0.0023 | 0.00023 | ND | | 0.0022 | 0.00022 |
| Bromodichloromethane | 75-27-4 | | | ND | | 0.00067 | 0.00015 | ND | | 0.00053 | 0.00012 | ND | | 0.00069 | 0.00015 | ND | | 0.00055 | 0.00012 | ND | | 0.00057 | 0.00012 | ND | | 0.00054 | 0.00012 |
| Bromoform | 75-25-2 | | | ND | | 0.0054 | 0.00033 | ND | | 0.0042 | 0.00026 | ND | | 0.0055 | 0.00034 | ND | | 0.0044 | 0.00027 | ND | | 0.0046 | 0.00028 | ND | | 0.0043 | 0.00026 |
| Bromomethane | 74-83-9 | | | ND | | 0.0027 | 0.00078 | ND | | 0.0021 | 0.00061 | ND | | 0.0027 | 0.0008 | ND | | 0.0022 | 0.00064 | ND | | 0.0023 | 0.00066 | ND | | 0.0022 | 0.00062 |
| Carbon disulfide | 75-15-0 | | | ND | | 0.013 | 0.0061 | ND | | 0.01 | 0.0048 | ND | | 0.014 | 0.0062 | ND | | 0.011 | 0.005 | ND | | 0.011 | 0.0052 | ND | | 0.011 | 0.0049 |
| Carbon tetrachloride | 56-23-5 | 0.76 | 2.4 | ND | | 0.0013 | 0.00031 | ND | | 0.001 | 0.00024 | ND | | 0.0014 | 0.00032 | ND | | 0.0011 | 0.00025 | ND | | 0.0011 | 0.00026 | ND | | 0.0011 | 0.00025 |
| Chlorobenzene | 108-90-7 | 1.1 | 100 | ND | | 0.00067 | 0.00017 | ND | | 0.00053 | 0.00013 | ND | | 0.00069 | 0.00017 | ND | | 0.00055 | 0.00014 | ND | | 0.00057 | 0.00014 | ND | | 0.00054 | 0.00014 |
| Chloroethane | 75-00-3 | | | ND | | 0.0027 | 0.00061 | ND | | 0.0021 | 0.00048 | ND | | 0.0027 | 0.00062 | ND | | 0.0022 | 0.0005 | ND | | 0.0023 | 0.00052 | ND | | 0.0022 | 0.00049 |
| Chloroform | 67-66-3 | 0.37 | 49 | ND | | 0.002 | 0.00019 | ND | | 0.0016 | 0.00015 | ND | | 0.002 | 0.00019 | ND | | 0.0016 | 0.00015 | ND | | 0.0017 | 0.00016 | ND | | 0.0016 | 0.00015 |
| Chloromethane | 74-87-3 | | | ND | | 0.0054 | 0.0012 | ND | | 0.0042 | 0.00098 | ND | | 0.0055 | 0.0013 | ND | | 0.0044 | 0.001 | ND | | 0.0046 | 0.0011 | ND | | 0.0043 | 0.001 |
| cis-1,2-Dichloroethene | 156-59-2 | 0.25 | 100 | ND | | 0.0013 | 0.00024 | ND | | 0.001 | 0.00018 | ND | | 0.0014 | 0.00024 | ND | | 0.0011 | 0.00019 | ND | | 0.0011 | 0.0002 | ND | | 0.0011 | 0.00019 |
| cis-1,3-Dichloropropene | 10061-01-5 | | | ND | | 0.00067 | 0.00021 | ND | | 0.00053 | 0.00017 | ND | | 0.00069 | 0.00022 | ND | | 0.00055 | 0.00017 | ND | | 0.00057 | 0.00018 | ND | | 0.00054 | 0.00017 |
| Dibromochloromethane | 124-48-1 | | | ND | | 0.0013 | 0.00019 | ND | | 0.001 | 0.00015 | ND | | 0.0014 | 0.00019 | ND | | 0.0011 | 0.00015 | ND | | 0.0011 | 0.00016 | ND | | 0.0011 | 0.00015 |
| Dibromomethane | 74-95-3 | | | ND | | 0.0027 | 0.00032 | ND | | 0.0021 | 0.00025 | ND | | 0.0027 | 0.00033 | ND | | 0.0022 | 0.00026 | ND | | 0.0023 | 0.00027 | ND | | 0.0022 | 0.00026 |
| Dichlorodifluoromethane | 75-71-8 | | | ND | | 0.013 | 0.0012 | ND | | 0.01 | 0.00097 | ND | | 0.014 | 0.0012 | ND | | 0.011 | 0.001 | ND | | 0.011 | 0.001 | ND | | 0.011 | 0.00098 |
| Ethyl ether | 60-29-7 | | | ND | | 0.0027 | 0.00046 | ND | | 0.0021 | 0.00036 | ND | | 0.0027 | 0.00047 | ND | | 0.0022 | 0.00037 | ND | | 0.0023 | 0.00039 | ND | | 0.0022 | 0.00037 |
| Ethylbenzene | 100-41-4 | 1 | 41 | ND | | 0.0013 | 0.00019 | ND | | 0.001 | 0.00015 | ND | | 0.0014 | 0.00019 | ND | | 0.0011 | 0.00015 | ND | | 0.0011 | 0.00016 | ND | | 0.0011 | 0.00015 |
| Hexachlorobutadiene | 87-68-3 | | | ND | | 0.0054 | 0.00023 | ND | | 0.0042 | 0.00018 | ND | | 0.0055 | 0.00023 | ND | | 0.0044 | 0.00018 | ND | | 0.0046 | 0.00019 | ND | | 0.0043 | 0.00018 |
| Isopropylbenzene | 98-82-8 | | | ND | | 0.0013 | 0.00015 | ND | | 0.001 | 0.00012 | ND | | 0.0014 | 0.00015 | ND | | 0.0011 | 0.00012 | ND | | 0.0011 | 0.00012 | ND | | 0.0011 | 0.00012 |
| Methyl tert butyl ether | 1634-04-4 | 0.93 | 100 | ND | | 0.0027 | 0.00027 | ND | | 0.0021 | 0.00021 | ND | | 0.0027 | 0.00028 | ND | | 0.0022 | 0.00022 | ND | | 0.0023 | 0.00023 | ND | | 0.0022 | 0.00022 |
| Methylene chloride | 75-09-2 | 0.05 | 100 | ND | | 0.0067 | 0.0031 | ND | | 0.0053 | 0.0024 | ND | | 0.0069 | 0.0031 | ND | | 0.0055 | 0.0025 | ND | | 0.0057 | 0.0026 | ND | | 0.0054 | 0.0025 |
| n-Butylbenzene | 104-51-8 | 12 | 100 | ND | | 0.0013 | 0.00022 | ND | | 0.001 | 0.00018 | ND | | 0.0014 | 0.00023 | ND | | 0.0011 | 0.00018 | ND | | 0.0011 | 0.00019 | ND | | 0.0011 | 0.00018 |
| n-Propylbenzene | 103-65-1 | 3.9 | 100 | ND | | 0.0013 | 0.00023 | ND | | 0.001 | 0.00018 | ND | | 0.0014 | 0.00023 | ND | | 0.0011 | 0.00019 | ND | | 0.0011 | 0.0002 | ND | | 0.0011 | 0.00018 |
| Naphthalene | 91-20-3 | 12 | 100 | ND | | 0.0054 | 0.00087 | ND | | 0.0042 | 0.00069 | ND | | 0.0055 | 0.00089 | ND | | 0.0044 | 0.00071 | ND | | 0.0046 | 0.00074 | ND | | 0.0043 | 0.0007 |
| o-Chlorotoluene | 95-49-8 | | | ND | | 0.0027 | 0.00026 | ND | | 0.0021 | 0.0002 | ND | | 0.0027 | 0.00026 | ND | | 0.0022 | 0.00021 | ND | | 0.0023 | 0.00022 | ND | | 0.0022 | 0.0002 |
| o-Xylene | 95-47-6 | | | ND | | 0.0013 | 0.00039 | ND | | 0.001 | 0.00031 | ND | | 0.0014 | 0.0004 | ND | | 0.0011 | 0.00032 | ND | | 0.0011 | 0.00033 | ND | | 0.0011 | 0.00031 |
| p-Chlorotoluene | 106-43-4 | | | ND | | 0.0027 | 0.00014 | ND | | 0.0021 | 0.00011 | ND | | 0.0027 | 0.00015 | ND | | 0.0022 | 0.00012 | ND | | 0.0023 | 0.00012 | ND | | 0.0022 | 0.00012 |
| p-Diethylbenzene | 105-05-5 | | | ND | | 0.0027 | 0.00024 | ND | | 0.0021 | 0.00019 | ND | | 0.0027 | 0.00024 | ND | | 0.0022 | 0.00019 | ND | | 0.0023 | 0.0002 | ND | | 0.0022 | 0.00019 |
| p-Ethyltoluene | 622-96-8 | | | ND | | 0.0027 | 0.00052 | ND | | 0.0021 | 0.0004 | ND | | 0.0027 | 0.00053 | ND | | 0.0022 | 0.00042 | ND | | 0.0023 | 0.00044 | ND | | 0.0022 | 0.00041 |
| p-Isopropyltoluene | 99-87-6 | | | ND | | 0.0013 | 0.00015 | ND | | 0.001 | 0.00012 | ND | | 0.0014 | 0.00015 | ND | | 0.0011 | 0.00012 | ND | | 0.0011 | 0.00012 | ND | | 0.0011 | 0.00012 |
| p/m-Xylene | 179601-23-1 | | | ND | | 0.0027 | 0.00075 | ND | | 0.0021 | 0.00059 | ND | | 0.0027 | 0.00077 | ND | | 0.0022 | 0.00062 | ND | | 0.0023 | 0.00064 | ND | | 0.0022 | 0.0006 |
| sec-Butylbenzene | 135-98-8 | 11 | 100 | ND | | 0.0013 | 0.0002 | ND | | 0.001 | 0.00015 | ND | | 0.0014 | 0.0002 | ND | | 0.0011 | 0.00016 | ND | | 0.0011 | 0.00017 | ND | | 0.0011 | 0.00016 |
| Styrene | 100-42-5 | | | ND | | 0.0013 | 0.00026 | ND | | 0.001 | 0.00021 | ND | | 0.0014 | 0.00027 | ND | | 0.0011 | 0.00022 | ND | | 0.0011 | 0.00022 | ND | | 0.0011 | 0.00021 |
| tert-Butylbenzene | 98-06-6 | 5.9 | 100 | ND | | 0.0027 | 0.00016 | ND | | 0.0021 | 0.00012 | ND | | 0.0027 | 0.00016 | ND | | 0.0022 | 0.00013 | ND | | 0.0023 | 0.00013 | ND | | 0.0022 | 0.00013 |

**Table 3.1 - Soil Sample Analytical Results**
**128-158 North Main Street**
**Portchester, New York**
**SESI Project # 12814**

| | | | BORING ID: | SB-304 | | | | | | | | SB-305 | | | | SB-306 | | | | SB-307 | | | | | | | |
|---|---|---|---|---|---|---|---|---|---|---|---|---|---|---|---|---|---|---|---|---|---|---|---|---|---|---|---|
| | | | SAMPLE ID: | SB-304 (1.5-2) | | | | SB-304 (3-3.5) | | | | SB-305 (1.5-2) | | | | SB-306 (2.5-3) | | | | SB-307 (1.5-2) | | | | SB-307 (4.5-5) | | | |
| | | | LAB ID: | L2316226-05 | | | | L2316226-06 | | | | L2316226-07 | | | | L2316226-08 | | | | L2316226-09 | | | | L2316226-10 | | | |
| | | | COLLECTION DATE: | 3/28/2023 | | | | 3/28/2023 | | | | 3/28/2023 | | | | 3/28/2023 | | | | 3/28/2023 | | | | 3/28/2023 | | | |
| | | | SAMPLE DEPTH (FT BGS): | 1.5-2 | | | | 3-3.5 | | | | 1.5-2 | | | | 2.5-3 | | | | 1.5-2 | | | | 4.5-5 | | | |
| | | | SAMPLE MATRIX: | SOIL | | | | SOIL | | | | SOIL | | | | SOIL | | | | SOIL | | | | SOIL | | | |
| **ANALYTE** | **CAS** | **NYSDEC USCOs** | **NYSDEC RRSCOs** | **Conc** | **Q** | **RL** | **MDL** | **Conc** | **Q** | **RL** | **MDL** | **Conc** | **Q** | **RL** | **MDL** | **Conc** | **Q** | **RL** | **MDL** | **Conc** | **Q** | **RL** | **MDL** | **Conc** | **Q** | **RL** | **MDL** |
| Tetrachloroethene | 127-18-4 | 1.3 | 19 | ND | | 0.00067 | 0.00026 | ND | | 0.00053 | 0.00021 | ND | | 0.00069 | 0.00027 | ND | | 0.00055 | 0.00022 | ND | | 0.00057 | 0.00022 | ND | | 0.00054 | 0.00021 |
| Toluene | 108-88-3 | 0.7 | 100 | ND | | 0.0013 | 0.00073 | ND | | 0.001 | 0.00057 | ND | | 0.0014 | 0.00074 | ND | | 0.0011 | 0.0006 | ND | | 0.0011 | 0.00062 | ND | | 0.0011 | 0.00058 |
| trans-1,2-Dichloroethene | 156-60-5 | 0.19 | 100 | ND | | 0.002 | 0.00018 | ND | | 0.0016 | 0.00014 | ND | | 0.002 | 0.00019 | ND | | 0.0016 | 0.00015 | ND | | 0.0017 | 0.00016 | ND | | 0.0016 | 0.00015 |
| trans-1,3-Dichloropropene | 10061-02-6 | | | ND | | 0.0013 | 0.00037 | ND | | 0.001 | 0.00029 | ND | | 0.0014 | 0.00037 | ND | | 0.0011 | 0.0003 | ND | | 0.0011 | 0.00031 | ND | | 0.0011 | 0.00029 |
| trans-1,4-Dichloro-2-butene | 110-57-6 | | | ND | | 0.0067 | 0.0019 | ND | | 0.0053 | 0.0015 | ND | | 0.0069 | 0.0019 | ND | | 0.0055 | 0.0016 | ND | | 0.0057 | 0.0016 | ND | | 0.0054 | 0.0015 |
| Trichloroethene | 79-01-6 | 0.47 | 21 | ND | | 0.00067 | 0.00018 | ND | | 0.00053 | 0.00014 | ND | | 0.00069 | 0.00019 | ND | | 0.00055 | 0.00015 | ND | | 0.00057 | 0.00016 | ND | | 0.00054 | 0.00015 |
| Trichlorofluoromethane | 75-69-4 | | | ND | | 0.0054 | 0.00093 | ND | | 0.0042 | 0.00073 | ND | | 0.0055 | 0.00095 | ND | | 0.0044 | 0.00076 | ND | | 0.0046 | 0.00079 | ND | | 0.0043 | 0.00075 |
| Vinyl acetate | 108-05-4 | | | ND | | 0.013 | 0.0029 | ND | | 0.01 | 0.0023 | ND | | 0.014 | 0.0029 | ND | | 0.011 | 0.0024 | ND | | 0.011 | 0.0024 | ND | | 0.011 | 0.0023 |
| Vinyl chloride | 75-01-4 | 0.02 | 0.9 | ND | | 0.0013 | 0.00045 | ND | | 0.001 | 0.00035 | ND | | 0.0014 | 0.00046 | ND | | 0.0011 | 0.00037 | ND | | 0.0011 | 0.00038 | ND | | 0.0011 | 0.00036 |
| Xylenes, Total | 1330-20-7 | 0.26 | 100 | ND | | 0.0013 | 0.00039 | ND | | 0.001 | 0.00031 | ND | | 0.0014 | 0.0004 | ND | | 0.0011 | 0.00032 | ND | | 0.0011 | 0.00033 | ND | | 0.0011 | 0.00031 |
| Total VOCs | | | | - | - | - | - | - | - | - | - | - | - | - | - | - | - | - | - | - | - | - | - | - | - | - | - |
| **VOLATILE ORGANICS BY EPA 5035-TIC (mg/kg)** | | | | | | | | | | | | | | | | | | | | | | | | | | | |
| 1-Hexanol, 2-ethyl- | 000104-76-7 | | | 0.00497 | NJ | 0 | 0 | - | - | - | - | - | - | - | - | - | - | - | - | - | - | - | - | - | - | - | - |
| Cyclobutane, methyl- | 000598-61-8 | | | - | - | - | - | - | - | - | - | - | - | - | - | - | - | - | - | - | - | - | - | - | - | - | - |
| No Tentatively Identified Compounds | | | | - | | - | - | ND | | 0 | 0 | ND | | 0 | 0 | ND | | 0 | 0 | ND | | 0 | 0 | ND | | 0 | 0 |
| Unknown | | | | - | - | - | - | - | - | - | - | - | - | - | - | - | - | - | - | - | - | - | - | - | - | - | - |
| Total TIC Compounds | | | | 0.00497 | J | 0 | 0 | - | - | - | - | - | - | - | - | - | - | - | - | - | - | - | - | - | - | - | - |
| **SEMIVOLATILE ORGANICS BY GC/MS (mg/kg)** | | | | | | | | | | | | | | | | | | | | | | | | | | | |
| 1,2,4,5-Tetrachlorobenzene | 95-94-3 | | | ND | | 0.2 | 0.02 | ND | | 0.19 | 0.02 | ND | | 0.2 | 0.02 | ND | | 0.19 | 0.019 | ND | | 0.19 | 0.02 | ND | | 0.2 | 0.021 |
| 1,2,4-Trichlorobenzene | 120-82-1 | | | ND | | 0.2 | 0.022 | ND | | 0.19 | 0.022 | ND | | 0.2 | 0.022 | ND | | 0.19 | 0.021 | ND | | 0.19 | 0.022 | ND | | 0.2 | 0.023 |
| 1,2-Dichlorobenzene | 95-50-1 | 1.1 | 100 | ND | | 0.2 | 0.035 | ND | | 0.19 | 0.034 | ND | | 0.2 | 0.035 | ND | | 0.19 | 0.034 | ND | | 0.19 | 0.034 | ND | | 0.2 | 0.036 |
| 1,3-Dichlorobenzene | 541-73-1 | 2.4 | 49 | ND | | 0.2 | 0.034 | ND | | 0.19 | 0.032 | ND | | 0.2 | 0.034 | ND | | 0.19 | 0.032 | ND | | 0.19 | 0.033 | ND | | 0.2 | 0.034 |
| 1,4-Dichlorobenzene | 106-46-7 | 1.8 | 13 | ND | | 0.2 | 0.034 | ND | | 0.19 | 0.033 | ND | | 0.2 | 0.034 | ND | | 0.19 | 0.032 | ND | | 0.19 | 0.034 | ND | | 0.2 | 0.035 |
| 1,4-Dioxane | 123-91-1 | 0.1 | 13 | ND | | 0.03 | 0.009 | ND | | 0.028 | 0.0087 | ND | | 0.029 | 0.009 | ND | | 0.028 | 0.0086 | ND | | 0.029 | 0.0089 | ND | | 0.03 | 0.0091 |
| 2,4,5-Trichlorophenol | 95-95-4 | | | ND | | 0.2 | 0.038 | ND | | 0.19 | 0.036 | ND | | 0.2 | 0.037 | ND | | 0.19 | 0.036 | ND | | 0.19 | 0.037 | ND | | 0.2 | 0.038 |
| 2,4,6-Trichlorophenol | 88-06-2 | | | ND | | 0.12 | 0.037 | ND | | 0.11 | 0.036 | ND | | 0.12 | 0.037 | ND | | 0.11 | 0.035 | ND | | 0.12 | 0.036 | ND | | 0.12 | 0.038 |
| 2,4-Dichlorophenol | 120-83-2 | | | ND | | 0.18 | 0.032 | ND | | 0.17 | 0.03 | ND | | 0.18 | 0.031 | ND | | 0.17 | 0.03 | ND | | 0.17 | 0.031 | ND | | 0.18 | 0.032 |
| 2,4-Dimethylphenol | 105-67-9 | | | ND | | 0.2 | 0.065 | ND | | 0.19 | 0.062 | ND | | 0.2 | 0.064 | ND | | 0.19 | 0.062 | ND | | 0.19 | 0.064 | ND | | 0.2 | 0.066 |
| 2,4-Dinitrophenol | 51-28-5 | | | ND | | 0.94 | 0.092 | ND | | 0.9 | 0.088 | ND | | 0.94 | 0.091 | ND | | 0.9 | 0.087 | ND | | 0.92 | 0.09 | ND | | 0.95 | 0.092 |
| 2,4-Dinitrotoluene | 121-14-2 | | | ND | | 0.2 | 0.039 | ND | | 0.19 | 0.038 | ND | | 0.2 | 0.039 | ND | | 0.19 | 0.037 | ND | | 0.19 | 0.038 | ND | | 0.2 | 0.04 |
| 2,6-Dinitrotoluene | 606-20-2 | | | ND | | 0.2 | 0.034 | ND | | 0.19 | 0.032 | ND | | 0.2 | 0.034 | ND | | 0.19 | 0.032 | ND | | 0.19 | 0.033 | ND | | 0.2 | 0.034 |
| 2-Chloronaphthalene | 91-58-7 | | | ND | | 0.2 | 0.02 | ND | | 0.19 | 0.019 | ND | | 0.2 | 0.019 | ND | | 0.19 | 0.018 | ND | | 0.19 | 0.019 | ND | | 0.2 | 0.02 |
| 2-Chlorophenol | 95-57-8 | | | ND | | 0.2 | 0.023 | ND | | 0.19 | 0.022 | ND | | 0.2 | 0.023 | ND | | 0.19 | 0.022 | ND | | 0.19 | 0.023 | ND | | 0.2 | 0.023 |
| 2-Methylnaphthalene | 91-57-6 | | | 0.096 | J | 0.24 | 0.024 | ND | | 0.23 | 0.023 | 0.11 | J | 0.23 | 0.024 | 0.032 | J | 0.22 | 0.022 | ND | | 0.23 | 0.023 | ND | | 0.24 | 0.024 |
| 2-Methylphenol | 95-48-7 | 0.33 | 100 | ND | | 0.2 | 0.03 | ND | | 0.19 | 0.029 | ND | | 0.2 | 0.03 | ND | | 0.19 | 0.029 | ND | | 0.19 | 0.03 | ND | | 0.2 | 0.031 |
| 2-Nitroaniline | 88-74-4 | | | ND | | 0.2 | 0.038 | ND | | 0.19 | 0.036 | ND | | 0.2 | 0.038 | ND | | 0.19 | 0.036 | ND | | 0.19 | 0.037 | ND | | 0.2 | 0.038 |
| 2-Nitrophenol | 88-75-5 | | | ND | | 0.42 | 0.074 | ND | | 0.41 | 0.071 | ND | | 0.42 | 0.074 | ND | | 0.4 | 0.07 | ND | | 0.42 | 0.072 | ND | | 0.43 | 0.075 |
| 3,3'-Dichlorobenzidine | 91-94-1 | | | ND | | 0.2 | 0.052 | ND | | 0.19 | 0.05 | ND | | 0.2 | 0.052 | ND | | 0.19 | 0.05 | ND | | 0.19 | 0.051 | ND | | 0.2 | 0.053 |
| 3-Methylphenol/4-Methylphenol | 108-39-4/106-44-5 | 0.33 | 100 | ND | | 0.28 | 0.031 | ND | | 0.27 | 0.03 | 0.075 | J | 0.28 | 0.031 | ND | | 0.27 | 0.029 | ND | | 0.28 | 0.03 | ND | | 0.28 | 0.031 |
| 3-Nitroaniline | 99-09-2 | | | ND | | 0.2 | 0.037 | ND | | 0.19 | 0.036 | ND | | 0.2 | 0.037 | ND | | 0.19 | 0.035 | ND | | 0.19 | 0.036 | ND | | 0.2 | 0.037 |
| 4,6-Dinitro-o-cresol | 534-52-1 | | | ND | | 0.51 | 0.094 | ND | | 0.49 | 0.09 | ND | | 0.51 | 0.094 | ND | | 0.48 | 0.09 | ND | | 0.5 | 0.092 | ND | | 0.52 | 0.095 |
| 4-Bromophenyl phenyl ether | 101-55-3 | | | ND | | 0.2 | 0.03 | ND | | 0.19 | 0.029 | ND | | 0.2 | 0.03 | ND | | 0.19 | 0.028 | ND | | 0.19 | 0.029 | ND | | 0.2 | 0.03 |
| 4-Chloroaniline | 106-47-8 | | | ND | | 0.2 | 0.036 | ND | | 0.19 | 0.034 | ND | | 0.2 | 0.036 | ND | | 0.19 | 0.034 | ND | | 0.19 | 0.035 | ND | | 0.2 | 0.036 |
| 4-Chlorophenyl phenyl ether | 7005-72-3 | | | ND | | 0.2 | 0.021 | ND | | 0.19 | 0.02 | ND | | 0.2 | 0.021 | ND | | 0.19 | 0.02 | ND | | 0.19 | 0.021 | ND | | 0.2 | 0.021 |
| 4-Nitroaniline | 100-01-6 | | | ND | | 0.2 | 0.081 | ND | | 0.19 | 0.078 | ND | | 0.2 | 0.081 | ND | | 0.19 | 0.077 | ND | | 0.19 | 0.08 | ND | | 0.2 | 0.082 |
| 4-Nitrophenol | 100-02-7 | | | ND | | 0.28 | 0.08 | ND | | 0.26 | 0.077 | ND | | 0.27 | 0.08 | ND | | 0.26 | 0.076 | ND | | 0.27 | 0.078 | ND | | 0.28 | 0.081 |
| Acenaphthene | 83-32-9 | 20 | 100 | ND | | 0.16 | 0.02 | ND | | 0.15 | 0.02 | 0.087 | J | 0.16 | 0.02 | ND | | 0.15 | 0.019 | ND | | 0.15 | 0.02 | ND | | 0.16 | 0.02 |
| Acenaphthylene | 208-96-8 | 100 | 100 | 0.092 | J | 0.16 | 0.03 | ND | | 0.15 | 0.029 | 0.49 | | 0.16 | 0.03 | 0.068 | J | 0.15 | 0.029 | ND | | 0.15 | 0.03 | ND | | 0.16 | 0.031 |
| Acetophenone | 98-86-2 | | | 0.035 | J | 0.2 | 0.024 | ND | | 0.19 | 0.023 | 0.068 | J | 0.2 | 0.024 | ND | | 0.19 | 0.023 | ND | | 0.19 | 0.024 | ND | | 0.2 | 0.024 |
| Anthracene | 120-12-7 | 100 | 100 | 0.096 | J | 0.12 | 0.038 | ND | | 0.11 | 0.037 | 0.45 | | 0.12 | 0.038 | 0.037 | J | 0.11 | 0.036 | ND | | 0.12 | 0.038 | ND | | 0.12 | 0.039 |
| Benzo(a)anthracene | 56-55-3 | 1 | 1 | 0.38 | | 0.12 | 0.022 | 0.033 | J | 0.11 | 0.021 | 0.89 | | 0.12 | 0.022 | 0.22 | | 0.11 | 0.021 | 0.071 | J | 0.12 | 0.022 | 0.087 | J | 0.12 | 0.022 |
| Benzo(a)pyrene | 50-32-8 | 1 | 1 | 0.31 | | 0.16 | 0.048 | ND | | 0.15 | 0.046 | 1.2 | | 0.16 | 0.048 | 0.17 | | 0.15 | 0.046 | 0.078 | J | 0.15 | 0.047 | 0.083 | J | 0.16 | 0.048 |
| Benzo(b)fluoranthene | 205-99-2 | 1 | 1 | 0.42 | | 0.12 | 0.033 | 0.042 | J | 0.11 | 0.032 | 1.1 | | 0.12 | 0.033 | 0.26 | | 0.11 | 0.031 | 0.11 | J | 0.12 | 0.032 | 0.085 | J | 0.12 | 0.033 |
| Benzo(ghi)perylene | 191-24-2 | 100 | 100 | 0.22 | | 0.16 | 0.023 | ND | | 0.15 | 0.022 | 0.96 | | 0.16 | 0.023 | 0.12 | J | 0.15 | 0.022 | 0.056 | J | 0.15 | 0.023 | 0.041 | J | 0.16 | 0.023 |
| Benzo(k)fluoranthene | 207-08-9 | 0.8 | 3.9 | 0.14 | | 0.12 | 0.031 | ND | | 0.11 | 0.03 | 0.48 | | 0.12 | 0.031 | 0.076 | J | 0.11 | 0.03 | ND | | 0.12 | 0.031 | 0.035 | J | 0.12 | 0.032 |
| Benzoic Acid | 65-85-0 | | | ND | | 0.64 | 0.2 | ND | | 0.61 | 0.19 | ND | | 0.63 | 0.2 | ND | | 0.6 | 0.19 | ND | | 0.62 | 0.19 | ND | | 0.64 | 0.2 |
| Benzyl Alcohol | 100-51-6 | | | ND | | 0.2 | 0.06 | ND | | 0.19 | 0.058 | ND | | 0.2 | 0.06 | ND | | 0.19 | 0.057 | ND | | 0.19 | 0.059 | ND | | 0.2 | 0.061 |
| Biphenyl | 92-52-4 | | | ND | | 0.45 | 0.026 | ND | | 0.43 | 0.024 | ND | | 0.45 | 0.025 | ND | | 0.42 | 0.024 | ND | | 0.44 | 0.025 | ND | | 0.45 | 0.026 |
| Bis(2-chloroethoxy)methane | 111-91-1 | | | ND | | 0.21 | 0.02 | ND | | 0.2 | 0.019 | ND | | 0.21 | 0.02 | ND | | 0.2 | 0.019 | ND | | 0.21 | 0.019 | ND | | 0.21 | 0.02 |
| Bis(2-chloroethyl)ether | 111-44-4 | | | ND | | 0.18 | 0.027 | ND | | 0.17 | 0.026 | ND | | 0.18 | 0.026 | ND | | 0.17 | 0.025 | ND | | 0.17 | 0.026 | ND | | 0.18 | 0.027 |
| Bis(2-chloroisopropyl)ether | 108-60-1 | | | ND | | 0.24 | 0.034 | ND | | 0.23 | 0.032 | ND | | 0.23 | 0.033 | ND | | 0.22 | 0.032 | ND | | 0.23 | 0.033 | ND | | 0.24 | 0.034 |
| Bis(2-ethylhexyl)phthalate | 117-81-7 | | | ND | | 0.2 | 0.068 | ND | | 0.19 | 0.065 | ND | | 0.2 | 0.068 | ND | | 0.19 | 0.064 | ND | | 0.19 | 0.067 | ND | | 0.2 | 0.069 |
| Butyl benzyl phthalate | 85-68-7 | | | ND | | 0.2 | 0.05 | ND | | 0.19 | 0.047 | ND | | 0.2 | 0.049 | ND | | 0.19 | 0.047 | ND | | 0.19 | 0.048 | ND | | 0.2 | 0.05 |
| Carbazole | 86-74-8 | | | 0.034 | J | 0.2 | 0.019 | ND | | 0.19 | 0.018 | 0.11 | J | 0.2 | 0.019 | ND | | 0.19 | 0.018 | ND | | 0.19 | 0.019 | ND | | 0.2 | 0.019 |
| Chrysene | 218-01-9 | 1 | 3.9 | 0.46 | | 0.12 | 0.02 | 0.028 | J | 0.11 | 0.02 | 0.98 | | 0.12 | 0.02 | 0.27 | | 0.11 | 0.019 | 0.084 | J | 0.12 | 0.02 | 0.071 | J | 0.12 | 0.021 |
| Di-n-butylphthalate | 84-74-2 | | | ND | | 0.2 | 0.037 | ND | | 0.19 | 0.036 | ND | | 0.2 | 0.037 | ND | | 0.19 | 0.035 | ND | | 0.19 | 0.036 | ND | | 0.2 | 0.038 |
| Di-n-octylphthalate | 117-84-0 | | | ND | | 0.2 | 0.067 | ND | | 0.19 | 0.064 | ND | | 0.2 | 0.066 | ND | | 0.19 | 0.063 | ND | | 0.19 | 0.065 | ND | | 0.2 | 0.067 |

# Table 3.1 - Soil Sample Analytical Results
## 128-158 North Main Street
## Portchester, New York
## SESI Project # 12814

| | | | BORING ID: | SB-304 | | | | | | | | SB-305 | | | | SB-306 | | | | SB-307 | | | | | | | |
|---|---|---|---|---|---|---|---|---|---|---|---|---|---|---|---|---|---|---|---|---|---|---|---|---|---|---|---|
| | | | SAMPLE ID: | SB-304 (1.5-2) | | | | SB-304 (3-3.5) | | | | SB-305 (1.5-2) | | | | SB-306 (2.5-3) | | | | SB-307 (1.5-2) | | | | SB-307 (4.5-5) | | | |
| | | | LAB ID: | L2316226-05 | | | | L2316226-06 | | | | L2316226-07 | | | | L2316226-08 | | | | L2316226-09 | | | | L2316226-10 | | | |
| | | | COLLECTION DATE: | 3/28/2023 | | | | 3/28/2023 | | | | 3/28/2023 | | | | 3/28/2023 | | | | 3/28/2023 | | | | 3/28/2023 | | | |
| | | | SAMPLE DEPTH (FT BGS): | 1.5-2 | | | | 3-3.5 | | | | 1.5-2 | | | | 2.5-3 | | | | 1.5-2 | | | | 4.5-5 | | | |
| | | | SAMPLE MATRIX: | SOIL | | | | SOIL | | | | SOIL | | | | SOIL | | | | SOIL | | | | SOIL | | | |
| ANALYTE | CAS | NYSDEC USCOs | NYSDEC RRSCOs | Conc | Q | RL | MDL | Conc | Q | RL | MDL | Conc | Q | RL | MDL | Conc | Q | RL | MDL | Conc | Q | RL | MDL | Conc | Q | RL | MDL |
| Dibenzo(a,h)anthracene | 53-70-3 | 0.33 | 0.33 | 0.056 | J | 0.12 | 0.023 | ND | | 0.11 | 0.022 | 0.15 | | 0.12 | 0.023 | 0.035 | J | 0.11 | 0.022 | ND | | 0.12 | 0.022 | ND | | 0.12 | 0.023 |
| Dibenzofuran | 132-64-9 | 7 | 59 | 0.044 | J | 0.2 | 0.019 | ND | | 0.19 | 0.018 | 0.07 | J | 0.2 | 0.018 | ND | | 0.19 | 0.018 | ND | | 0.19 | 0.018 | ND | | 0.2 | 0.019 |
| Diethyl phthalate | 84-66-2 | | | ND | | 0.2 | 0.018 | ND | | 0.19 | 0.017 | ND | | 0.2 | 0.018 | ND | | 0.19 | 0.017 | ND | | 0.19 | 0.018 | ND | | 0.2 | 0.018 |
| Dimethyl phthalate | 131-11-3 | | | ND | | 0.2 | 0.041 | ND | | 0.19 | 0.04 | ND | | 0.2 | 0.041 | ND | | 0.19 | 0.039 | ND | | 0.19 | 0.04 | ND | | 0.2 | 0.042 |
| Fluoranthene | 206-44-0 | 100 | 100 | 0.53 | | 0.12 | 0.022 | 0.037 | J | 0.11 | 0.022 | 1.3 | | 0.12 | 0.022 | 0.3 | | 0.11 | 0.021 | 0.099 | J | 0.12 | 0.022 | 0.12 | | 0.12 | 0.023 |
| Fluorene | 86-73-7 | 30 | 100 | 0.031 | J | 0.2 | 0.019 | ND | | 0.19 | 0.018 | 0.12 | J | 0.2 | 0.019 | ND | | 0.19 | 0.018 | ND | | 0.19 | 0.019 | ND | | 0.2 | 0.019 |
| Hexachlorobenzene | 118-74-1 | 0.33 | 1.2 | ND | | 0.12 | 0.022 | ND | | 0.11 | 0.021 | ND | | 0.12 | 0.022 | ND | | 0.11 | 0.021 | ND | | 0.12 | 0.022 | ND | | 0.12 | 0.022 |
| Hexachlorobutadiene | 87-68-3 | | | ND | | 0.2 | 0.029 | ND | | 0.19 | 0.028 | ND | | 0.2 | 0.029 | ND | | 0.19 | 0.027 | ND | | 0.19 | 0.028 | ND | | 0.2 | 0.029 |
| Hexachlorocyclopentadiene | 77-47-4 | | | ND | | 0.56 | 0.18 | ND | | 0.54 | 0.17 | ND | | 0.56 | 0.18 | ND | | 0.53 | 0.17 | ND | | 0.55 | 0.17 | ND | | 0.57 | 0.18 |
| Hexachloroethane | 67-72-1 | | | ND | | 0.16 | 0.032 | ND | | 0.15 | 0.03 | ND | | 0.16 | 0.032 | ND | | 0.15 | 0.03 | ND | | 0.15 | 0.031 | ND | | 0.16 | 0.032 |
| Indeno(1,2,3-cd)pyrene | 193-39-5 | 0.5 | 0.5 | 0.21 | | 0.16 | 0.027 | ND | | 0.15 | 0.026 | 0.74 | | 0.16 | 0.027 | 0.13 | J | 0.15 | 0.026 | 0.054 | J | 0.15 | 0.027 | 0.044 | J | 0.16 | 0.028 |
| Isophorone | 78-59-1 | | | ND | | 0.18 | 0.026 | ND | | 0.17 | 0.024 | ND | | 0.18 | 0.025 | ND | | 0.17 | 0.024 | ND | | 0.17 | 0.025 | ND | | 0.18 | 0.026 |
| n-Nitrosodi-n-propylamine | 621-64-7 | | | ND | | 0.2 | 0.03 | ND | | 0.19 | 0.029 | ND | | 0.2 | 0.03 | ND | | 0.19 | 0.029 | ND | | 0.19 | 0.03 | ND | | 0.2 | 0.031 |
| Naphthalene | 91-20-3 | 12 | 100 | 0.13 | J | 0.2 | 0.024 | ND | | 0.19 | 0.023 | 0.12 | J | 0.2 | 0.024 | 0.058 | J | 0.19 | 0.023 | 0.027 | J | 0.19 | 0.023 | ND | | 0.2 | 0.024 |
| NDPA/DPA | 86-30-6 | | | ND | | 0.16 | 0.022 | ND | | 0.15 | 0.021 | ND | | 0.16 | 0.022 | ND | | 0.15 | 0.021 | ND | | 0.15 | 0.022 | ND | | 0.16 | 0.022 |
| Nitrobenzene | 98-95-3 | | | ND | | 0.18 | 0.029 | ND | | 0.17 | 0.028 | ND | | 0.18 | 0.029 | ND | | 0.17 | 0.028 | ND | | 0.17 | 0.028 | ND | | 0.18 | 0.029 |
| p-Chloro-m-cresol | 59-50-7 | | | ND | | 0.2 | 0.029 | ND | | 0.19 | 0.028 | ND | | 0.2 | 0.029 | ND | | 0.19 | 0.028 | ND | | 0.19 | 0.029 | ND | | 0.2 | 0.03 |
| Pentachlorophenol | 87-86-5 | 0.8 | 6.7 | ND | | 0.16 | 0.043 | ND | | 0.15 | 0.041 | ND | | 0.16 | 0.043 | ND | | 0.15 | 0.041 | ND | | 0.15 | 0.042 | ND | | 0.16 | 0.044 |
| Phenanthrene | 85-01-8 | 100 | 100 | 0.36 | | 0.12 | 0.024 | ND | | 0.11 | 0.023 | 0.97 | | 0.12 | 0.024 | 0.17 | | 0.11 | 0.023 | 0.049 | J | 0.12 | 0.023 | 0.051 | J | 0.12 | 0.024 |
| Phenol | 108-95-2 | 0.33 | 100 | ND | | 0.2 | 0.03 | ND | | 0.19 | 0.028 | ND | | 0.2 | 0.03 | ND | | 0.19 | 0.028 | ND | | 0.19 | 0.029 | ND | | 0.2 | 0.03 |
| Pyrene | 129-00-0 | 100 | 100 | 0.55 | | 0.12 | 0.02 | 0.035 | J | 0.11 | 0.019 | 1.3 | | 0.12 | 0.019 | 0.31 | | 0.11 | 0.018 | 0.097 | J | 0.12 | 0.019 | 0.1 | J | 0.12 | 0.02 |
| Total SVOCs | | | | 4.194 | - | - | - | 0.175 | - | - | - | 11.77 | - | - | - | 2.256 | - | - | - | 0.725 | - | - | - | 0.717 | - | - | - |
| **SEMIVOLATILE ORGANICS BY GC/MS-TIC (mg/kg)** | | | | | | | | | | | | | | | | | | | | | | | | | | | |
| No Tentatively Identified Compounds | | | | - | | - | - | ND | | 0 | 0 | - | | - | - | - | | - | - | ND | | 0 | 0 | ND | | 0 | 0 |
| Unknown | | | | 0.191 | J | 0 | 0 | - | | - | - | 0.247 | J | 0 | 0 | 0.199 | J | 0 | 0 | - | - | - | - | - | - | - | - |
| Unknown | | | | 0.17 | J | 0 | 0 | - | | - | - | 0.259 | J | 0 | 0 | 0.199 | J | 0 | 0 | - | - | - | - | - | - | - | - |
| Unknown | | | | 0.24 | J | 0 | 0 | - | - | - | - | - | - | - | - | - | - | - | - | - | - | - | - | - | - | - | - |
| Unknown | | | | - | - | - | - | - | - | - | - | - | - | - | - | - | - | - | - | - | - | - | - | - | - | - | - |
| Unknown | | | | - | - | - | - | - | - | - | - | - | - | - | - | - | - | - | - | - | - | - | - | - | - | - | - |
| Unknown | | | | - | - | - | - | - | - | - | - | - | - | - | - | - | - | - | - | - | - | - | - | - | - | - | - |
| Unknown | | | | - | - | - | - | - | - | - | - | - | - | - | - | - | - | - | - | - | - | - | - | - | - | - | - |
| Unknown | | | | - | - | - | - | - | - | - | - | - | - | - | - | - | - | - | - | - | - | - | - | - | - | - | - |
| Unknown | | | | - | - | - | - | - | - | - | - | - | - | - | - | - | - | - | - | - | - | - | - | - | - | - | - |
| Unknown Alkane | | | | - | | - | - | - | | - | - | 0.165 | J | 0 | 0 | - | - | - | - | - | - | - | - | - | - | - | - |
| Unknown Alkane | | | | - | | - | - | - | | - | - | - | | - | - | 0.186 | J | 0 | 0 | - | - | - | - | - | - | - | - |
| Unknown Alkane | | | | - | | - | - | - | | - | - | 0.456 | J | 0 | 0 | - | - | - | - | - | - | - | - | - | - | - | - |
| Unknown Benzene | | | | - | | - | - | - | | - | - | 0.292 | J | 0 | 0 | - | - | - | - | - | - | - | - | - | - | - | - |
| Unknown Ketone | | | | - | | - | - | - | | - | - | - | | - | - | 0.151 | J | 0 | 0 | - | - | - | - | - | - | - | - |
| Unknown Ketone | | | | - | - | - | - | - | - | - | - | - | - | - | - | - | - | - | - | - | - | - | - | - | - | - | - |
| Unknown Ketone | | | | - | - | - | - | - | - | - | - | - | - | - | - | - | - | - | - | - | - | - | - | - | - | - | - |
| Unknown Naphthalene | | | | - | | - | - | - | | - | - | - | | - | - | 0.204 | J | 0 | 0 | - | - | - | - | - | - | - | - |
| Unknown Organic Acid | | | | - | | - | - | - | | - | - | - | | - | - | 0.218 | J | 0 | 0 | - | - | - | - | - | - | - | - |
| Unknown PAH | | | | - | - | - | - | - | - | - | - | - | - | - | - | - | - | - | - | - | - | - | - | - | - | - | - |
| Unknown PAH | | | | - | - | - | - | - | - | - | - | - | - | - | - | - | - | - | - | - | - | - | - | - | - | - | - |
| Unknown PAH | | | | - | - | - | - | - | - | - | - | - | - | - | - | - | - | - | - | - | - | - | - | - | - | - | - |
| Unknown PAH | | | | - | - | - | - | - | - | - | - | - | - | - | - | - | - | - | - | - | - | - | - | - | - | - | - |
| Unknown PAH | | | | - | - | - | - | - | - | - | - | - | - | - | - | - | - | - | - | - | - | - | - | - | - | - | - |
| Unknown PAH | | | | - | - | - | - | - | - | - | - | - | - | - | - | - | - | - | - | - | - | - | - | - | - | - | - |
| Unknown PAH | | | | - | - | - | - | - | - | - | - | - | - | - | - | - | - | - | - | - | - | - | - | - | - | - | - |
| Unknown PAH | | | | - | - | - | - | - | - | - | - | - | - | - | - | - | - | - | - | - | - | - | - | - | - | - | - |
| Unknown PAH | | | | - | | - | - | - | | - | - | 0.84 | J | 0 | 0 | 0.152 | J | 0 | 0 | - | - | - | - | - | - | - | - |
| Unknown PAH | | | | 0.187 | J | 0 | 0 | - | - | - | - | - | - | - | - | - | - | - | - | - | - | - | - | - | - | - | - |
| Unknown PAH | | | | - | | - | - | - | | - | - | 0.306 | J | 0 | 0 | 0.171 | J | 0 | 0 | - | - | - | - | - | - | - | - |
| Unknown Thiophene | | | | - | - | - | - | - | - | - | - | - | - | - | - | - | - | - | - | - | - | - | - | - | - | - | - |
| Total TIC Compounds | | | | 0.788 | J | 0 | 0 | - | | - | - | 2.57 | J | 0 | 0 | 1.48 | J | 0 | 0 | - | - | - | - | - | - | - | - |
| **ORGANOCHLORINE PESTICIDES BY GC (mg/kg)** | | | | | | | | | | | | | | | | | | | | | | | | | | | |
| 4,4'-DDD | 72-54-8 | 0.0033 | 13 | ND | | 0.0018 | 0.000643 | ND | | 0.00185 | 0.000661 | ND | | 0.00186 | 0.000665 | ND | | 0.00172 | 0.000613 | ND | | 0.00181 | 0.000645 | ND | | 0.00192 | 0.000685 |
| 4,4'-DDE | 72-55-9 | 0.0033 | 8.9 | ND | | 0.0018 | 0.000417 | ND | | 0.00185 | 0.000428 | ND | | 0.00186 | 0.000431 | ND | | 0.00172 | 0.000397 | ND | | 0.00181 | 0.000418 | ND | | 0.00192 | 0.000444 |
| 4,4'-DDT | 50-29-3 | 0.0033 | 7.9 | ND | | 0.0018 | 0.00145 | ND | | 0.00185 | 0.00149 | ND | | 0.00186 | 0.0015 | ND | | 0.00172 | 0.00138 | ND | | 0.00181 | 0.00145 | ND | | 0.00192 | 0.00154 |
| Aldrin | 309-00-2 | 0.005 | 0.097 | ND | | 0.0018 | 0.000635 | ND | | 0.00185 | 0.000652 | ND | | 0.00186 | 0.000656 | ND | | 0.00172 | 0.000605 | ND | | 0.00181 | 0.000637 | ND | | 0.00192 | 0.000676 |
| Alpha-BHC | 319-84-6 | 0.02 | 0.48 | ND | | 0.000751 | 0.000213 | ND | | 0.000772 | 0.000219 | ND | | 0.000777 | 0.000221 | ND | | 0.000716 | 0.000203 | ND | | 0.000754 | 0.000214 | ND | | 0.0008 | 0.000227 |
| Beta-BHC | 319-85-7 | 0.036 | 0.36 | ND | | 0.0018 | 0.000683 | ND | | 0.00185 | 0.000703 | ND | | 0.00186 | 0.000707 | ND | | 0.00172 | 0.000651 | ND | | 0.00181 | 0.000686 | ND | | 0.00192 | 0.000728 |
| Chlordane | 57-74-9 | | | 0.013 | JIP | 0.015 | 0.00597 | ND | | 0.0154 | 0.00614 | ND | | 0.0155 | 0.00618 | ND | | 0.0143 | 0.00569 | ND | | 0.0151 | 0.00599 | ND | | 0.016 | 0.00636 |
| cis-Chlordane | 5103-71-9 | 0.094 | 4.2 | 0.000998 | J | 0.00225 | 0.000628 | ND | | 0.00232 | 0.000646 | ND | | 0.00233 | 0.00065 | ND | | 0.00215 | 0.000598 | ND | | 0.00226 | 0.00063 | ND | | 0.0024 | 0.000669 |
| Delta-BHC | 319-86-8 | 0.04 | 100 | ND | | 0.0018 | 0.000353 | ND | | 0.00185 | 0.000363 | ND | | 0.00186 | 0.000365 | ND | | 0.00172 | 0.000336 | ND | | 0.00181 | 0.000354 | ND | | 0.00192 | 0.000376 |
| Dieldrin | 60-57-1 | 0.005 | 0.2 | ND | | 0.00113 | 0.000563 | ND | | 0.00116 | 0.000579 | ND | | 0.00116 | 0.000583 | ND | | 0.00107 | 0.000537 | ND | | 0.00113 | 0.000565 | ND | | 0.0012 | 0.0006 |
| Endosulfan I | 959-98-8 | 2.4 | 24 | ND | | 0.0018 | 0.000426 | ND | | 0.00185 | 0.000438 | ND | | 0.00186 | 0.00044 | ND | | 0.00172 | 0.000406 | ND | | 0.00181 | 0.000427 | ND | | 0.00192 | 0.000454 |

**Table 3.1 - Soil Sample Analytical Results**
**128-158 North Main Street**
**Portchester, New York**
**SESI Project # 12814**

| | | | BORING ID: | SB-304 | | | | | | | | SB-305 | | | | SB-306 | | | | SB-307 | | | | | | | |
|---|---|---|---|---|---|---|---|---|---|---|---|---|---|---|---|---|---|---|---|---|---|---|---|---|---|---|---|
| | | | SAMPLE ID: | SB-304 (1.5-2) | | | | SB-304 (3-3.5) | | | | SB-305 (1.5-2) | | | | SB-306 (2.5-3) | | | | SB-307 (1.5-2) | | | | SB-307 (4.5-5) | | | |
| | | | LAB ID: | L2316226-05 | | | | L2316226-06 | | | | L2316226-07 | | | | L2316226-08 | | | | L2316226-09 | | | | L2316226-10 | | | |
| | | | COLLECTION DATE: | 3/28/2023 | | | | 3/28/2023 | | | | 3/28/2023 | | | | 3/28/2023 | | | | 3/28/2023 | | | | 3/28/2023 | | | |
| | | | SAMPLE DEPTH (FT BGS): | 1.5-2 | | | | 3-3.5 | | | | 1.5-2 | | | | 2.5-3 | | | | 1.5-2 | | | | 4.5-5 | | | |
| | | | SAMPLE MATRIX: | SOIL | | | | SOIL | | | | SOIL | | | | SOIL | | | | SOIL | | | | SOIL | | | |
| **ANALYTE** | **CAS** | **NYSDEC USCOs** | **NYSDEC RRSCOs** | **Conc** | **Q** | **RL** | **MDL** | **Conc** | **Q** | **RL** | **MDL** | **Conc** | **Q** | **RL** | **MDL** | **Conc** | **Q** | **RL** | **MDL** | **Conc** | **Q** | **RL** | **MDL** | **Conc** | **Q** | **RL** | **MDL** |
| Endosulfan II | 33213-65-9 | 2.4 | 24 | ND | | 0.0018 | 0.000602 | ND | | 0.00185 | 0.000619 | ND | | 0.00186 | 0.000623 | ND | | 0.00172 | 0.000574 | ND | | 0.00181 | 0.000605 | ND | | 0.00192 | 0.000642 |
| Endosulfan sulfate | 1031-07-8 | 2.4 | 24 | ND | | 0.000751 | 0.000358 | ND | | 0.000772 | 0.000368 | ND | | 0.000777 | 0.00037 | ND | | 0.000716 | 0.000341 | ND | | 0.000754 | 0.000359 | ND | | 0.0008 | 0.000381 |
| Endrin | 72-20-8 | 0.014 | 11 | ND | | 0.000751 | 0.000308 | ND | | 0.000772 | 0.000317 | ND | | 0.000777 | 0.000318 | ND | | 0.000716 | 0.000293 | ND | | 0.000754 | 0.000309 | ND | | 0.0008 | 0.000328 |
| Endrin aldehyde | 7421-93-4 | | | ND | | 0.00225 | 0.000789 | ND | | 0.00232 | 0.000811 | ND | | 0.00233 | 0.000816 | ND | | 0.00215 | 0.000752 | ND | | 0.00226 | 0.000792 | ND | | 0.0024 | 0.00084 |
| Endrin ketone | 53494-70-5 | | | ND | | 0.0018 | 0.000464 | ND | | 0.00185 | 0.000477 | ND | | 0.00186 | 0.00048 | ND | | 0.00172 | 0.000442 | ND | | 0.00181 | 0.000466 | ND | | 0.00192 | 0.000494 |
| Heptachlor | 76-44-8 | 0.042 | 2.1 | ND | | 0.000901 | 0.000404 | ND | | 0.000927 | 0.000415 | ND | | 0.000932 | 0.000418 | ND | | 0.000859 | 0.000385 | ND | | 0.000905 | 0.000406 | ND | | 0.00096 | 0.00043 |
| Heptachlor epoxide | 1024-57-3 | | | ND | | 0.00338 | 0.00101 | ND | | 0.00348 | 0.00104 | ND | | 0.0035 | 0.00105 | ND | | 0.00322 | 0.000966 | ND | | 0.00339 | 0.00102 | ND | | 0.0036 | 0.00108 |
| Lindane | 58-89-9 | 0.1 | 1.3 | ND | | 0.000751 | 0.000336 | ND | | 0.000772 | 0.000345 | ND | | 0.000777 | 0.000347 | ND | | 0.000716 | 0.00032 | ND | | 0.000754 | 0.000337 | ND | | 0.0008 | 0.000358 |
| Methoxychlor | 72-43-5 | | | ND | | 0.00338 | 0.00105 | ND | | 0.00348 | 0.00108 | ND | | 0.0035 | 0.00109 | ND | | 0.00322 | 0.001 | ND | | 0.00339 | 0.00106 | ND | | 0.0036 | 0.00112 |
| Toxaphene | 8001-35-2 | | | ND | | 0.0338 | 0.00946 | ND | | 0.0348 | 0.00973 | ND | | 0.035 | 0.00979 | ND | | 0.0322 | 0.00902 | ND | | 0.0339 | 0.0095 | ND | | 0.036 | 0.0101 |
| trans-Chlordane | 5103-74-2 | | | 0.000716 | JIP | 0.00225 | 0.000595 | ND | | 0.00232 | 0.000612 | 0.00098 | J | 0.00233 | 0.000615 | ND | | 0.00215 | 0.000567 | ND | | 0.00226 | 0.000597 | ND | | 0.0024 | 0.000634 |
| **POLYCHLORINATED BIPHENYLS BY GC (mg/kg)** | | | | | | | | | | | | | | | | | | | | | | | | | | | |
| Aroclor 1016 | 12674-11-2 | 0.1 | 1 | ND | | 0.039 | 0.00346 | ND | | 0.0382 | 0.00339 | ND | | 0.0396 | 0.00352 | ND | | 0.0373 | 0.00331 | ND | | 0.0375 | 0.00333 | ND | | 0.0395 | 0.00351 |
| Aroclor 1221 | 11104-28-2 | 0.1 | 1 | ND | | 0.039 | 0.0039 | ND | | 0.0382 | 0.00383 | ND | | 0.0396 | 0.00397 | ND | | 0.0373 | 0.00374 | ND | | 0.0375 | 0.00376 | ND | | 0.0395 | 0.00396 |
| Aroclor 1232 | 11141-16-5 | 0.1 | 1 | ND | | 0.039 | 0.00826 | ND | | 0.0382 | 0.0081 | ND | | 0.0396 | 0.00839 | ND | | 0.0373 | 0.00791 | ND | | 0.0375 | 0.00796 | ND | | 0.0395 | 0.00838 |
| Aroclor 1242 | 53469-21-9 | 0.1 | 1 | ND | | 0.039 | 0.00525 | ND | | 0.0382 | 0.00515 | ND | | 0.0396 | 0.00534 | ND | | 0.0373 | 0.00503 | ND | | 0.0375 | 0.00506 | ND | | 0.0395 | 0.00533 |
| Aroclor 1248 | 12672-29-6 | 0.1 | 1 | ND | | 0.039 | 0.00584 | ND | | 0.0382 | 0.00573 | ND | | 0.0396 | 0.00594 | ND | | 0.0373 | 0.0056 | ND | | 0.0375 | 0.00563 | ND | | 0.0395 | 0.00593 |
| Aroclor 1254 | 11097-69-1 | 0.1 | 1 | ND | | 0.039 | 0.00426 | ND | | 0.0382 | 0.00418 | ND | | 0.0396 | 0.00433 | ND | | 0.0373 | 0.00408 | ND | | 0.0375 | 0.0041 | ND | | 0.0395 | 0.00432 |
| Aroclor 1260 | 11096-82-5 | 0.1 | 1 | 0.00954 | J | 0.039 | 0.0072 | ND | | 0.0382 | 0.00706 | ND | | 0.0396 | 0.00732 | ND | | 0.0373 | 0.0069 | ND | | 0.0375 | 0.00693 | ND | | 0.0395 | 0.0073 |
| Aroclor 1262 | 37324-23-5 | 0.1 | 1 | ND | | 0.039 | 0.00495 | ND | | 0.0382 | 0.00486 | ND | | 0.0396 | 0.00503 | ND | | 0.0373 | 0.00474 | ND | | 0.0375 | 0.00476 | ND | | 0.0395 | 0.00502 |
| Aroclor 1268 | 11100-14-4 | 0.1 | 1 | ND | | 0.039 | 0.00404 | ND | | 0.0382 | 0.00396 | ND | | 0.0396 | 0.0041 | ND | | 0.0373 | 0.00386 | ND | | 0.0375 | 0.00389 | ND | | 0.0395 | 0.00409 |
| PCBs, Total | 1336-36-3 | 0.1 | 1 | 0.00954 | J | 0.039 | 0.00346 | ND | | 0.0382 | 0.00339 | ND | | 0.0396 | 0.00352 | ND | | 0.0373 | 0.00331 | ND | | 0.0375 | 0.00333 | ND | | 0.0395 | 0.00351 |
| **TOTAL METALS (mg/kg)** | | | | | | | | | | | | | | | | | | | | | | | | | | | |
| Aluminum, Total | 7429-90-5 | | | 6040 | | 9.03 | 2.44 | 11100 | | 8.79 | 2.37 | 12000 | | 9.21 | 2.49 | 8250 | | 8.58 | 2.32 | 5030 | | 8.78 | 2.37 | 12900 | | 9.12 | 2.46 |
| Antimony, Total | 7440-36-0 | | | 3.99 | J | 4.52 | 0.343 | 0.805 | J | 4.4 | 0.334 | 1.5 | J | 4.6 | 0.35 | 1.37 | J | 4.29 | 0.326 | 1.89 | J | 4.39 | 0.334 | 1.36 | J | 4.56 | 0.347 |
| Arsenic, Total | 7440-38-2 | 13 | 16 | 57.5 | | 0.903 | 0.188 | 2.23 | | 0.879 | 0.183 | 4.36 | | 0.921 | 0.192 | 3.89 | | 0.858 | 0.178 | 10.4 | | 0.878 | 0.182 | 2.94 | | 0.912 | 0.19 |
| Barium, Total | 7440-39-3 | 350 | 400 | 529 | | 0.903 | 0.157 | 70.4 | | 0.879 | 0.153 | 90.7 | | 0.921 | 0.16 | 93.1 | | 0.858 | 0.149 | 113 | | 0.878 | 0.153 | 89.5 | | 0.912 | 0.159 |
| Beryllium, Total | 7440-41-7 | 7.2 | 72 | 0.298 | J | 0.452 | 0.03 | 0.481 | | 0.44 | 0.029 | 0.458 | J | 0.46 | 0.03 | 0.337 | J | 0.429 | 0.028 | 0.247 | J | 0.439 | 0.029 | 0.53 | | 0.456 | 0.03 |
| Cadmium, Total | 7440-43-9 | 2.5 | 4.3 | 1.48 | | 0.903 | 0.089 | ND | | 0.879 | 0.086 | 0.187 | J | 0.921 | 0.09 | 0.178 | J | 0.858 | 0.084 | 0.69 | J | 0.878 | 0.086 | 0.093 | J | 0.912 | 0.089 |
| Calcium, Total | 7440-70-2 | | | 5630 | | 9.03 | 3.16 | 2120 | | 8.79 | 3.08 | 5210 | | 9.21 | 3.22 | 3250 | | 8.58 | 3 | 7670 | | 8.78 | 3.07 | 2460 | | 9.12 | 3.19 |
| Chromium, Total | 7440-47-3 | | | 17.3 | | 0.903 | 0.087 | 14.3 | | 0.879 | 0.084 | 18.4 | | 0.921 | 0.088 | 14.4 | | 0.858 | 0.082 | 14.9 | | 0.878 | 0.084 | 17.2 | | 0.912 | 0.088 |
| Cobalt, Total | 7440-48-4 | | | 7.32 | | 1.81 | 0.15 | 6.24 | | 1.76 | 0.146 | 7.66 | | 1.84 | 0.153 | 6.65 | | 1.72 | 0.142 | 6.25 | | 1.76 | 0.146 | 8.31 | | 1.82 | 0.151 |
| Copper, Total | 7440-50-8 | 50 | 270 | 372 | | 0.903 | 0.233 | 11.1 | | 0.879 | 0.227 | 43.7 | | 0.921 | 0.238 | 33.2 | | 0.858 | 0.221 | 83.9 | | 0.878 | 0.226 | 15.8 | | 0.912 | 0.235 |
| Iron, Total | 7439-89-6 | | | 20200 | | 4.52 | 0.816 | 16100 | | 4.4 | 0.794 | 19500 | | 4.6 | 0.832 | 18500 | | 4.29 | 0.775 | 21200 | | 4.39 | 0.792 | 18400 | | 4.56 | 0.824 |
| Lead, Total | 7439-92-1 | 63 | 400 | 779 | | 4.52 | 0.242 | 25.2 | | 4.4 | 0.236 | 67.2 | | 4.6 | 0.247 | 113 | | 4.29 | 0.23 | 242 | | 4.39 | 0.235 | 63.9 | | 4.56 | 0.244 |
| Magnesium, Total | 7439-95-4 | | | 3600 | | 9.03 | 1.39 | 2790 | | 8.79 | 1.35 | 3620 | | 9.21 | 1.42 | 3350 | | 8.58 | 1.32 | 3060 | | 8.78 | 1.35 | 3020 | | 9.12 | 1.4 |
| Manganese, Total | 7439-96-5 | 1600 | 2000 | 440 | | 0.903 | 0.144 | 455 | | 0.879 | 0.14 | 244 | | 0.921 | 0.146 | 274 | | 0.858 | 0.136 | 302 | | 0.878 | 0.14 | 460 | | 0.912 | 0.145 |
| Mercury, Total | 7439-97-6 | 0.18 | 0.81 | 1.91 | | 0.088 | 0.057 | 0.132 | | 0.078 | 0.051 | 1.27 | | 0.08 | 0.052 | 2.02 | | 0.08 | 0.052 | 3.36 | | 0.174 | 0.113 | 0.173 | | 0.076 | 0.049 |
| Nickel, Total | 7440-02-0 | 30 | 310 | 15.6 | | 2.26 | 0.218 | 11.3 | | 2.2 | 0.213 | 15.6 | | 2.3 | 0.223 | 13.5 | | 2.14 | 0.208 | 11.4 | | 2.19 | 0.212 | 12.5 | | 2.28 | 0.221 |
| Potassium, Total | 7440-09-7 | | | 616 | | 226 | 13 | 727 | | 220 | 12.7 | 1340 | | 230 | 13.3 | 1200 | | 214 | 12.4 | 896 | | 219 | 12.6 | 793 | | 228 | 13.1 |
| Selenium, Total | 7782-49-2 | 3.9 | 180 | 1.44 | J | 1.81 | 0.233 | ND | | 1.76 | 0.227 | ND | | 1.84 | 0.238 | ND | | 1.72 | 0.221 | ND | | 1.76 | 0.226 | ND | | 1.82 | 0.235 |
| Silver, Total | 7440-22-4 | 2 | 180 | 1.01 | | 0.452 | 0.256 | ND | | 0.44 | 0.249 | ND | | 0.46 | 0.261 | ND | | 0.429 | 0.243 | 0.291 | J | 0.439 | 0.248 | ND | | 0.456 | 0.258 |
| Sodium, Total | 7440-23-5 | | | 364 | | 181 | 2.84 | 143 | J | 176 | 2.77 | 231 | | 184 | 2.9 | 171 | J | 172 | 2.7 | 166 | J | 176 | 2.76 | 246 | | 182 | 2.87 |
| Thallium, Total | 7440-28-0 | | | ND | | 1.81 | 0.284 | ND | | 1.76 | 0.277 | ND | | 1.84 | 0.29 | ND | | 1.72 | 0.27 | 0.279 | J | 1.76 | 0.276 | ND | | 1.82 | 0.287 |
| Vanadium, Total | 7440-62-2 | | | 29.3 | | 0.903 | 0.183 | 22 | | 0.879 | 0.178 | 29.6 | | 0.921 | 0.187 | 23.6 | | 0.858 | 0.174 | 31.4 | | 0.878 | 0.178 | 27.2 | | 0.912 | 0.185 |
| Zinc, Total | 7440-66-6 | 109 | 10000 | 830 | | 4.52 | 0.265 | 30.4 | | 4.4 | 0.258 | 94.4 | | 4.6 | 0.27 | 101 | | 4.29 | 0.251 | 394 | | 4.39 | 0.257 | 38.6 | | 4.56 | 0.267 |
| **GENERAL CHEMISTRY (mg/kg)** | | | | | | | | | | | | | | | | | | | | | | | | | | | |
| Cyanide, Total | 57-12-5 | 27 | 27 | 0.3 | J | 1.1 | 0.24 | ND | | 1.2 | 0.24 | 0.29 | J | 1.1 | 0.23 | 0.39 | J | 1.1 | 0.23 | 0.37 | J | 1.1 | 0.23 | ND | | 1.2 | 0.26 |
| Solids, Total | NONE | | | 84 | | 0.1 | NA | 86.1 | | 0.1 | NA | 83.2 | | 0.1 | NA | 87.7 | | 0.1 | NA | 85.8 | | 0.1 | NA | 82.7 | | 0.1 | NA |

* Comparison is not performed on parameters with non-numeric criteria.

Notes:

mg/kg = miligrams per kilogram
NYSDEC = New York State Department of Environmental Conservation
SCO = Soil Cleanup Objectives
USCO = Unrestricted Use SCOs
RRSCO = Restricted Residentail SCOs
ND = Not Detected
- = Not Analyzed
J = Analyte concentration is estimated
NJ= Presumptive evidence of compound. This represents an estimated concentration for Tentatively Identified Compounds (TICs), where the identification is based on a mass spectral library search.
I = The lower value for the two columns has been reported due to obvious interference
P = The RPD between the results for the two columns exceeds the method-specified criteria
Yellow Highlight = Concentration Exceeds USCO
Red Highlight = Concentration Exceeds RRSCO
Gray Highlight = Analyte not detected / MDL Exceeds SCO

**Table 3.2 - Groundwater Analytical Results**
**128-158 North Main Street**
**Portchester, New York**
**SESI Project # 12814**

| | | TEMPORARY WELL ID: | TW-1 | | | | TW-2 | | | | TW-3 | | | | TW-1 | | | | TW-2 | | | | TW-3 | | | |
|---|---|---|---|---|---|---|---|---|---|---|---|---|---|---|---|---|---|---|---|---|---|---|---|---|---|---|
| | | SAMPLE ID: | TW-1 | | | | TW-2 | | | | TW-3 | | | | TW-1 | | | | TW-2 | | | | TW-3 | | | |
| | | LAB ID: | L2160484-06 | | | | L2160899-01 & 02 | | | | L2160484-07 | | | | L2226066-03 | | | | L2232278-14 | | | | L2232278-15 | | | |
| | | COLLECTION DATE: | 11/3/2021 | | | | 11/3/2021 - 11/4/2021 | | | | 11/3/2021 | | | | 5/17/2022 | | | | 6/16/2022 | | | | 6/16/2022 | | | |
| | | WELL SCREEN INTERVAL (FT BTWC): | 8-18 | | | | 3-13 | | | | 3-13 | | | | 2-12 | | | | 5-15 | | | | 5-15 | | | |
| | | SAMPLE MATRIX: | WATER | | | | WATER | | | | WATER | | | | WATER | | | | WATER | | | | WATER | | | |
| ANALYTE | CAS | NYSDEC AWQS | Conc | Q | RL | MDL | Conc | Q | RL | MDL | Conc | Q | RL | MDL | Conc | Q | RL | MDL | Conc | Q | RL | MDL | Conc | Q | RL | MDL |
| **VOLATILE ORGANICS BY GC/MS** | | | | | | | | | | | | | | | | | | | | | | | | | | |
| Methylene chloride | 75-09-2 | 5 | ND | | 10 | 2.8 | ND | | 2.5 | 0.7 | ND | | 2.5 | 0.7 | ND | | 2.5 | 0.7 | ND | | 2.5 | 0.7 | ND | | 2.5 | 0.7 |
| 1,1-Dichloroethane | 75-34-3 | 5 | ND | | 10 | 2.8 | ND | | 2.5 | 0.7 | ND | | 2.5 | 0.7 | ND | | 2.5 | 0.7 | ND | | 2.5 | 0.7 | ND | | 2.5 | 0.7 |
| Chloroform | 67-66-3 | 7 | ND | | 10 | 2.8 | ND | | 2.5 | 0.7 | ND | | 2.5 | 0.7 | ND | | 2.5 | 0.7 | ND | | 2.5 | 0.7 | ND | | 2.5 | 0.7 |
| Carbon tetrachloride | 56-23-5 | 5 | ND | | 2 | 0.54 | ND | | 0.5 | 0.13 | ND | | 0.5 | 0.13 | ND | | 0.5 | 0.13 | ND | | 0.5 | 0.13 | ND | | 0.5 | 0.13 |
| 1,2-Dichloropropane | 78-87-5 | 1 | ND | | 4 | 0.55 | ND | | 1 | 0.14 | ND | | 1 | 0.14 | ND | | 1 | 0.14 | ND | | 1 | 0.14 | ND | | 1 | 0.14 |
| Dibromochloromethane | 124-48-1 | 50 | ND | | 2 | 0.6 | ND | | 0.5 | 0.15 | ND | | 0.5 | 0.15 | ND | | 0.5 | 0.15 | ND | | 0.5 | 0.15 | ND | | 0.5 | 0.15 |
| 1,1,2-Trichloroethane | 79-00-5 | 1 | ND | | 6 | 2 | ND | | 1.5 | 0.5 | ND | | 1.5 | 0.5 | ND | | 1.5 | 0.5 | ND | | 1.5 | 0.5 | ND | | 1.5 | 0.5 |
| Tetrachloroethene | 127-18-4 | 5 | ND | | 2 | 0.72 | ND | | 0.5 | 0.18 | 0.47 | J | 0.5 | 0.18 | ND | | 0.5 | 0.18 | ND | | 0.5 | 0.18 | ND | | 0.5 | 0.18 |
| Chlorobenzene | 108-90-7 | 5 | ND | | 10 | 2.8 | ND | | 2.5 | 0.7 | ND | | 2.5 | 0.7 | ND | | 2.5 | 0.7 | ND | | 2.5 | 0.7 | ND | | 2.5 | 0.7 |
| Trichlorofluoromethane | 75-69-4 | 5 | ND | | 10 | 2.8 | ND | | 2.5 | 0.7 | ND | | 2.5 | 0.7 | ND | | 2.5 | 0.7 | ND | | 2.5 | 0.7 | ND | | 2.5 | 0.7 |
| 1,2-Dichloroethane | 107-06-2 | 0.6 | ND | | 2 | 0.53 | ND | | 0.5 | 0.13 | ND | | 0.5 | 0.13 | ND | | 0.5 | 0.13 | ND | | 0.5 | 0.13 | ND | | 0.5 | 0.13 |
| 1,1,1-Trichloroethane | 71-55-6 | 5 | ND | | 10 | 2.8 | ND | | 2.5 | 0.7 | ND | | 2.5 | 0.7 | ND | | 2.5 | 0.7 | ND | | 2.5 | 0.7 | ND | | 2.5 | 0.7 |
| Bromodichloromethane | 75-27-4 | 50 | ND | | 2 | 0.77 | ND | | 0.5 | 0.19 | ND | | 0.5 | 0.19 | ND | | 0.5 | 0.19 | ND | | 0.5 | 0.19 | ND | | 0.5 | 0.19 |
| trans-1,3-Dichloropropene | 10061-02-6 | 0.4 | ND | | 2 | 0.66 | ND | | 0.5 | 0.16 | ND | | 0.5 | 0.16 | ND | | 0.5 | 0.16 | ND | | 0.5 | 0.16 | ND | | 0.5 | 0.16 |
| cis-1,3-Dichloropropene | 10061-01-5 | 0.4 | ND | | 2 | 0.58 | ND | | 0.5 | 0.14 | ND | | 0.5 | 0.14 | ND | | 0.5 | 0.14 | ND | | 0.5 | 0.14 | ND | | 0.5 | 0.14 |
| 1,3-Dichloropropene, Total | 542-75-6 | | ND | | 2 | 0.58 | ND | | 0.5 | 0.14 | ND | | 0.5 | 0.14 | ND | | 0.5 | 0.14 | ND | | 0.5 | 0.14 | ND | | 0.5 | 0.14 |
| 1,1-Dichloropropene | 563-58-6 | 5 | ND | | 10 | 2.8 | ND | | 2.5 | 0.7 | ND | | 2.5 | 0.7 | ND | | 2.5 | 0.7 | ND | | 2.5 | 0.7 | ND | | 2.5 | 0.7 |
| Bromoform | 75-25-2 | 50 | ND | | 8 | 2.6 | ND | | 2 | 0.65 | ND | | 2 | 0.65 | ND | | 2 | 0.65 | ND | | 2 | 0.65 | ND | | 2 | 0.65 |
| 1,1,2,2-Tetrachloroethane | 79-34-5 | 5 | ND | | 2 | 0.67 | ND | | 0.5 | 0.17 | ND | | 0.5 | 0.17 | ND | | 0.5 | 0.17 | ND | | 0.5 | 0.17 | ND | | 0.5 | 0.17 |
| Benzene | 71-43-2 | 1 | ND | | 2 | 0.64 | ND | | 0.5 | 0.16 | ND | | 0.5 | 0.16 | ND | | 0.5 | 0.16 | ND | | 0.5 | 0.16 | ND | | 0.5 | 0.16 |
| Toluene | 108-88-3 | 5 | ND | | 10 | 2.8 | ND | | 2.5 | 0.7 | ND | | 2.5 | 0.7 | ND | | 2.5 | 0.7 | ND | | 2.5 | 0.7 | ND | | 2.5 | 0.7 |
| Ethylbenzene | 100-41-4 | 5 | ND | | 10 | 2.8 | ND | | 2.5 | 0.7 | ND | | 2.5 | 0.7 | 3.2 | | 2.5 | 0.7 | ND | | 2.5 | 0.7 | ND | | 2.5 | 0.7 |
| Chloromethane | 74-87-3 | | ND | | 10 | 2.8 | ND | | 2.5 | 0.7 | ND | | 2.5 | 0.7 | ND | | 2.5 | 0.7 | ND | | 2.5 | 0.7 | ND | | 2.5 | 0.7 |
| Bromomethane | 74-83-9 | 5 | ND | | 10 | 2.8 | ND | | 2.5 | 0.7 | ND | | 2.5 | 0.7 | ND | | 2.5 | 0.7 | ND | | 2.5 | 0.7 | ND | | 2.5 | 0.7 |
| Vinyl chloride | 75-01-4 | 2 | ND | | 4 | 0.28 | ND | | 1 | 0.07 | ND | | 1 | 0.07 | ND | | 1 | 0.07 | ND | | 1 | 0.07 | ND | | 1 | 0.07 |
| Chloroethane | 75-00-3 | 5 | ND | | 10 | 2.8 | ND | | 2.5 | 0.7 | ND | | 2.5 | 0.7 | ND | | 2.5 | 0.7 | ND | | 2.5 | 0.7 | ND | | 2.5 | 0.7 |
| 1,1-Dichloroethene | 75-35-4 | 5 | ND | | 2 | 0.68 | ND | | 0.5 | 0.17 | ND | | 0.5 | 0.17 | ND | | 0.5 | 0.17 | ND | | 0.5 | 0.17 | ND | | 0.5 | 0.17 |
| trans-1,2-Dichloroethene | 156-60-5 | 5 | ND | | 10 | 2.8 | ND | | 2.5 | 0.7 | ND | | 2.5 | 0.7 | ND | | 2.5 | 0.7 | ND | | 2.5 | 0.7 | ND | | 2.5 | 0.7 |
| Trichloroethene | 79-01-6 | 5 | ND | | 2 | 0.7 | ND | | 0.5 | 0.18 | 0.39 | J | 0.5 | 0.18 | ND | | 0.5 | 0.18 | ND | | 0.5 | 0.18 | ND | | 0.5 | 0.18 |
| 1,2-Dichlorobenzene | 95-50-1 | 3 | ND | | 10 | 2.8 | ND | | 2.5 | 0.7 | ND | | 2.5 | 0.7 | 3.8 | | 2.5 | 0.7 | ND | | 2.5 | 0.7 | ND | | 2.5 | 0.7 |
| 1,3-Dichlorobenzene | 541-73-1 | 3 | ND | | 10 | 2.8 | ND | | 2.5 | 0.7 | ND | | 2.5 | 0.7 | ND | | 2.5 | 0.7 | ND | | 2.5 | 0.7 | ND | | 2.5 | 0.7 |
| 1,4-Dichlorobenzene | 106-46-7 | 3 | ND | | 10 | 2.8 | ND | | 2.5 | 0.7 | ND | | 2.5 | 0.7 | ND | | 2.5 | 0.7 | ND | | 2.5 | 0.7 | ND | | 2.5 | 0.7 |
| Methyl tert butyl ether | 1634-04-4 | 10 | ND | | 10 | 2.8 | ND | | 2.5 | 0.7 | ND | | 2.5 | 0.7 | ND | | 2.5 | 0.7 | ND | | 2.5 | 0.7 | ND | | 2.5 | 0.7 |
| p/m-Xylene | 179601-23-1 | 5 | ND | | 10 | 2.8 | ND | | 2.5 | 0.7 | ND | | 2.5 | 0.7 | 0.81 | J | 2.5 | 0.7 | ND | | 2.5 | 0.7 | ND | | 2.5 | 0.7 |
| o-Xylene | 95-47-6 | 5 | ND | | 10 | 2.8 | ND | | 2.5 | 0.7 | ND | | 2.5 | 0.7 | 2.6 | | 2.5 | 0.7 | ND | | 2.5 | 0.7 | ND | | 2.5 | 0.7 |
| Xylenes, Total | 1330-20-7 | | ND | | 10 | 2.8 | ND | | 2.5 | 0.7 | ND | | 2.5 | 0.7 | 3.4 | J | 2.5 | 0.7 | ND | | 2.5 | 0.7 | ND | | 2.5 | 0.7 |
| cis-1,2-Dichloroethene | 156-59-2 | 5 | ND | | 10 | 2.8 | ND | | 2.5 | 0.7 | ND | | 2.5 | 0.7 | ND | | 2.5 | 0.7 | ND | | 2.5 | 0.7 | ND | | 2.5 | 0.7 |
| 1,2-Dichloroethene, Total | 540-59-0 | | ND | | 10 | 2.8 | ND | | 2.5 | 0.7 | ND | | 2.5 | 0.7 | ND | | 2.5 | 0.7 | ND | | 2.5 | 0.7 | ND | | 2.5 | 0.7 |
| Dibromomethane | 74-95-3 | 5 | ND | | 20 | 4 | ND | | 5 | 1 | ND | | 5 | 1 | ND | | 5 | 1 | ND | | 5 | 1 | ND | | 5 | 1 |
| 1,2,3-Trichloropropane | 96-18-4 | 0.04 | ND | | 10 | 2.8 | ND | | 2.5 | 0.7 | ND | | 2.5 | 0.7 | ND | | 2.5 | 0.7 | ND | | 2.5 | 0.7 | ND | | 2.5 | 0.7 |
| Acrylonitrile | 107-13-1 | 5 | ND | | 20 | 6 | ND | | 5 | 1.5 | ND | | 5 | 1.5 | ND | | 5 | 1.5 | ND | | 5 | 1.5 | ND | | 5 | 1.5 |
| Styrene | 100-42-5 | 5 | ND | | 10 | 2.8 | ND | | 2.5 | 0.7 | ND | | 2.5 | 0.7 | ND | | 2.5 | 0.7 | ND | | 2.5 | 0.7 | ND | | 2.5 | 0.7 |
| Dichlorodifluoromethane | 75-71-8 | 5 | ND | | 20 | 4 | ND | | 5 | 1 | ND | | 5 | 1 | ND | | 5 | 1 | ND | | 5 | 1 | ND | | 5 | 1 |
| Acetone | 67-64-1 | 50 | 21 | | 20 | 5.8 | ND | | 5 | 1.5 | ND | | 5 | 1.5 | 8.4 | | 5 | 1.5 | 16 | | 5 | 1.5 | 2.9 | J | 5 | 1.5 |
| Carbon disulfide | 75-15-0 | 60 | ND | | 20 | 4 | ND | | 5 | 1 | ND | | 5 | 1 | 1.8 | J | 5 | 1 | ND | | 5 | 1 | ND | | 5 | 1 |
| 2-Butanone | 78-93-3 | 50 | ND | | 20 | 7.8 | ND | | 5 | 1.9 | ND | | 5 | 1.9 | ND | | 5 | 1.9 | 3.2 | J | 5 | 1.9 | ND | | 5 | 1.9 |
| Vinyl acetate | 108-05-4 | | ND | | 20 | 4 | ND | | 5 | 1 | ND | | 5 | 1 | ND | | 5 | 1 | ND | | 5 | 1 | ND | | 5 | 1 |
| 4-Methyl-2-pentanone | 108-10-1 | | ND | | 20 | 4 | ND | | 5 | 1 | ND | | 5 | 1 | ND | | 5 | 1 | ND | | 5 | 1 | ND | | 5 | 1 |
| 2-Hexanone | 591-78-6 | 50 | ND | | 20 | 4 | ND | | 5 | 1 | ND | | 5 | 1 | ND | | 5 | 1 | ND | | 5 | 1 | ND | | 5 | 1 |
| Bromochloromethane | 74-97-5 | 5 | ND | | 10 | 2.8 | ND | | 2.5 | 0.7 | ND | | 2.5 | 0.7 | ND | | 2.5 | 0.7 | ND | | 2.5 | 0.7 | ND | | 2.5 | 0.7 |
| 2,2-Dichloropropane | 594-20-7 | 5 | ND | | 10 | 2.8 | ND | | 2.5 | 0.7 | ND | | 2.5 | 0.7 | ND | | 2.5 | 0.7 | ND | | 2.5 | 0.7 | ND | | 2.5 | 0.7 |
| 1,2-Dibromoethane | 106-93-4 | 0.0006 | ND | | 8 | 2.6 | ND | | 2 | 0.65 | ND | | 2 | 0.65 | ND | | 2 | 0.65 | ND | | 2 | 0.65 | ND | | 2 | 0.65 |
| 1,3-Dichloropropane | 142-28-9 | 5 | ND | | 10 | 2.8 | ND | | 2.5 | 0.7 | ND | | 2.5 | 0.7 | ND | | 2.5 | 0.7 | ND | | 2.5 | 0.7 | ND | | 2.5 | 0.7 |
| 1,1,1,2-Tetrachloroethane | 630-20-6 | 5 | ND | | 10 | 2.8 | ND | | 2.5 | 0.7 | ND | | 2.5 | 0.7 | ND | | 2.5 | 0.7 | ND | | 2.5 | 0.7 | ND | | 2.5 | 0.7 |
| Bromobenzene | 108-86-1 | 5 | ND | | 10 | 2.8 | ND | | 2.5 | 0.7 | ND | | 2.5 | 0.7 | ND | | 2.5 | 0.7 | ND | | 2.5 | 0.7 | ND | | 2.5 | 0.7 |
| n-Butylbenzene | 104-51-8 | 5 | ND | | 10 | 2.8 | ND | | 2.5 | 0.7 | ND | | 2.5 | 0.7 | 0.91 | J | 2.5 | 0.7 | ND | | 2.5 | 0.7 | ND | | 2.5 | 0.7 |
| sec-Butylbenzene | 135-98-8 | 5 | ND | | 10 | 2.8 | ND | | 2.5 | 0.7 | ND | | 2.5 | 0.7 | ND | | 2.5 | 0.7 | ND | | 2.5 | 0.7 | ND | | 2.5 | 0.7 |
| tert-Butylbenzene | 98-06-6 | 5 | ND | | 10 | 2.8 | ND | | 2.5 | 0.7 | ND | | 2.5 | 0.7 | ND | | 2.5 | 0.7 | ND | | 2.5 | 0.7 | ND | | 2.5 | 0.7 |
| o-Chlorotoluene | 95-49-8 | 5 | ND | | 10 | 2.8 | ND | | 2.5 | 0.7 | ND | | 2.5 | 0.7 | ND | | 2.5 | 0.7 | ND | | 2.5 | 0.7 | ND | | 2.5 | 0.7 |
| p-Chlorotoluene | 106-43-4 | 5 | ND | | 10 | 2.8 | ND | | 2.5 | 0.7 | ND | | 2.5 | 0.7 | ND | | 2.5 | 0.7 | ND | | 2.5 | 0.7 | ND | | 2.5 | 0.7 |

**Table 3.2 - Groundwater Analytical Results**
**128-158 North Main Street**
**Portchester, New York**
**SESI Project # 12814**

| | | TEMPORARY WELL ID: | TW-1 | | | | TW-2 | | | | TW-3 | | | | TW-1 | | | | TW-2 | | | | TW-3 | | | |
|---|---|---|---|---|---|---|---|---|---|---|---|---|---|---|---|---|---|---|---|---|---|---|---|---|---|---|
| | | SAMPLE ID: | TW-1 | | | | TW-2 | | | | TW-3 | | | | TW-1 | | | | TW-2 | | | | TW-3 | | | |
| | | LAB ID: | L2160484-06 | | | | L2160899-01 & 02 | | | | L2160484-07 | | | | L2226066-03 | | | | L2232278-14 | | | | L2232278-15 | | | |
| | | COLLECTION DATE: | 11/3/2021 | | | | 11/3/2021 - 11/4/2021 | | | | 11/3/2021 | | | | 5/17/2022 | | | | 6/16/2022 | | | | 6/16/2022 | | | |
| | | WELL SCREEN INTERVAL (FT BTWC): | 8-18 | | | | 3-13 | | | | 3-13 | | | | 2-12 | | | | 5-15 | | | | 5-15 | | | |
| | | SAMPLE MATRIX: | WATER | | | | WATER | | | | WATER | | | | WATER | | | | WATER | | | | WATER | | | |
| **ANALYTE** | **CAS** | **NYSDEC AWQS** | **Conc** | **Q** | **RL** | **MDL** | **Conc** | **Q** | **RL** | **MDL** | **Conc** | **Q** | **RL** | **MDL** | **Conc** | **Q** | **RL** | **MDL** | **Conc** | **Q** | **RL** | **MDL** | **Conc** | **Q** | **RL** | **MDL** |
| 1,2-Dibromo-3-chloropropane | 96-12-8 | 0.04 | ND | | 10 | 2.8 | ND | | 2.5 | 0.7 | ND | | 2.5 | 0.7 | ND | | 2.5 | 0.7 | ND | | 2.5 | 0.7 | ND | | 2.5 | 0.7 |
| Hexachlorobutadiene | 87-68-3 | 0.5 | ND | | 10 | 2.8 | ND | | 2.5 | 0.7 | ND | | 2.5 | 0.7 | ND | | 2.5 | 0.7 | ND | | 2.5 | 0.7 | ND | | 2.5 | 0.7 |
| Isopropylbenzene | 98-82-8 | 5 | ND | | 10 | 2.8 | ND | | 2.5 | 0.7 | ND | | 2.5 | 0.7 | 1.4 | J | 2.5 | 0.7 | ND | | 2.5 | 0.7 | ND | | 2.5 | 0.7 |
| p-Isopropyltoluene | 99-87-6 | 5 | ND | | 10 | 2.8 | ND | | 2.5 | 0.7 | ND | | 2.5 | 0.7 | 0.9 | J | 2.5 | 0.7 | ND | | 2.5 | 0.7 | ND | | 2.5 | 0.7 |
| Naphthalene | 91-20-3 | 10 | ND | | 10 | 2.8 | ND | | 2.5 | 0.7 | ND | | 2.5 | 0.7 | 0.92 | J | 2.5 | 0.7 | ND | | 2.5 | 0.7 | ND | | 2.5 | 0.7 |
| n-Propylbenzene | 103-65-1 | 5 | ND | | 10 | 2.8 | ND | | 2.5 | 0.7 | ND | | 2.5 | 0.7 | 2 | J | 2.5 | 0.7 | ND | | 2.5 | 0.7 | ND | | 2.5 | 0.7 |
| 1,2,3-Trichlorobenzene | 87-61-6 | 5 | ND | | 10 | 2.8 | ND | | 2.5 | 0.7 | ND | | 2.5 | 0.7 | ND | | 2.5 | 0.7 | ND | | 2.5 | 0.7 | ND | | 2.5 | 0.7 |
| 1,2,4-Trichlorobenzene | 120-82-1 | 5 | ND | | 10 | 2.8 | ND | | 2.5 | 0.7 | ND | | 2.5 | 0.7 | ND | | 2.5 | 0.7 | ND | | 2.5 | 0.7 | ND | | 2.5 | 0.7 |
| 1,3,5-Trimethylbenzene | 108-67-8 | 5 | ND | | 10 | 2.8 | ND | | 2.5 | 0.7 | ND | | 2.5 | 0.7 | ND | | 2.5 | 0.7 | ND | | 2.5 | 0.7 | ND | | 2.5 | 0.7 |
| 1,2,4-Trimethylbenzene | 95-63-6 | 5 | ND | | 10 | 2.8 | ND | | 2.5 | 0.7 | ND | | 2.5 | 0.7 | 7 | | 2.5 | 0.7 | ND | | 2.5 | 0.7 | ND | | 2.5 | 0.7 |
| 1,4-Dioxane | 123-91-1 | | ND | | 1000 | 240 | ND | | 250 | 61 | ND | | 250 | 61 | ND | | 250 | 61 | ND | | 250 | 61 | ND | | 250 | 61 |
| p-Diethylbenzene | 105-05-5 | | ND | | 8 | 2.8 | ND | | 2 | 0.7 | ND | | 2 | 0.7 | 0.86 | J | 2 | 0.7 | ND | | 2 | 0.7 | ND | | 2 | 0.7 |
| p-Ethyltoluene | 622-96-8 | | ND | | 8 | 2.8 | ND | | 2 | 0.7 | ND | | 2 | 0.7 | 3.6 | | 2 | 0.7 | ND | | 2 | 0.7 | ND | | 2 | 0.7 |
| 1,2,4,5-Tetramethylbenzene | 95-93-2 | 5 | ND | | 8 | 2.2 | ND | | 2 | 0.54 | ND | | 2 | 0.54 | 2 | | 2 | 0.54 | ND | | 2 | 0.54 | ND | | 2 | 0.54 |
| Ethyl ether | 60-29-7 | | ND | | 10 | 2.8 | ND | | 2.5 | 0.7 | ND | | 2.5 | 0.7 | ND | | 2.5 | 0.7 | ND | | 2.5 | 0.7 | ND | | 2.5 | 0.7 |
| trans-1,4-Dichloro-2-butene | 110-57-6 | 5 | ND | | 10 | 2.8 | ND | | 2.5 | 0.7 | ND | | 2.5 | 0.7 | ND | | 2.5 | 0.7 | ND | | 2.5 | 0.7 | ND | | 2.5 | 0.7 |
| Total VOCs | | | 21 | - | - | - | 18.22 | - | - | - | 0.86 | - | - | - | 40.2 | - | - | - | 19.2 | - | - | - | 2.9 | - | - | - |
| **VOLATILE ORGANICS BY GC/MS-TIC** | | | | | | | | | | | | | | | | | | | | | | | | | | |
| Unknown Aromatic | | | 4.24 | J | 0 | 0 | - | - | - | - | - | - | - | - | - | - | - | - | - | - | - | - | - | - | - | - |
| Unknown Aromatic | | | 6.76 | J | 0 | 0 | - | - | - | - | - | - | - | - | - | - | - | - | - | - | - | - | - | - | - | - |
| Tetradecane (C14) | 000629-59-4 | | - | | - | - | - | | - | - | - | | - | - | 12.5 | NJ | 0 | 0 | - | - | - | - | - | - | - | - |
| Unknown Alkane | | | - | | - | - | - | | - | - | - | | - | - | 7.23 | J | 0 | 0 | - | - | - | - | - | - | - | - |
| Decane, 4-methyl- | 002847-72-5 | | - | | - | - | - | | - | - | - | | - | - | - | | - | - | 5.55 | NJ | 0 | 0 | - | - | - | - |
| Unknown Alkane | | | - | | - | - | - | | - | - | - | | - | - | - | | - | - | 7.55 | J | 0 | 0 | - | - | - | - |
| Unknown Alkane | | | - | | - | - | - | | - | - | - | | - | - | - | | - | - | 12.3 | J | 0 | 0 | - | - | - | - |
| Unknown Benzene | | | - | | - | - | - | | - | - | - | | - | - | 8.1 | J | 0 | 0 | - | - | - | - | - | - | - | - |
| Indan, 1-methyl- | 000767-58-8 | | - | | - | - | - | | - | - | - | | - | - | 7.83 | NJ | 0 | 0 | - | - | - | - | - | - | - | - |
| Unknown Aromatic | | | - | | - | - | - | | - | - | - | | - | - | 16.6 | J | 0 | 0 | 3.94 | J | 0 | 0 | - | - | - | - |
| Unknown Cycloalkane | | | - | | - | - | - | | - | - | - | | - | - | - | | - | - | 8.3 | J | 0 | 0 | - | - | - | - |
| Unknown Naphthalene | | | - | | - | - | - | | - | - | - | | - | - | 9.6 | J | 0 | 0 | - | - | - | - | - | - | - | - |
| Unknown | | | - | | - | - | - | | - | - | - | | - | - | - | | - | - | 5.67 | J | 0 | 0 | - | - | - | - |
| Unknown | | | - | | - | - | - | | - | - | - | | - | - | - | | - | - | 4.64 | J | 0 | 0 | - | - | - | - |
| Unknown | | | - | | - | - | - | | - | - | - | | - | - | - | | - | - | 12.9 | J | 0 | 0 | - | - | - | - |
| Unknown | | | - | | - | - | - | | - | - | - | | - | - | - | | - | - | 9.04 | J | 0 | 0 | - | - | - | - |
| Unknown | | | - | | - | - | - | | - | - | - | | - | - | - | | - | - | 13.3 | J | 0 | 0 | - | - | - | - |
| Unknown | | | - | | - | - | - | | - | - | - | | - | - | 9.35 | J | 0 | 0 | 4.4 | J | 0 | 0 | - | - | - | - |
| Unknown | | | - | | - | - | - | | - | - | - | | - | - | 8.68 | J | 0 | 0 | 4.56 | J | 0 | 0 | - | - | - | - |
| Unknown | | | - | | - | - | - | | - | - | - | | - | - | 8.65 | J | 0 | 0 | 4.51 | J | 0 | 0 | - | - | - | - |
| Unknown | | | - | | - | - | - | | - | - | - | | - | - | 8.78 | J | 0 | 0 | 4.72 | J | 0 | 0 | - | - | - | - |
| Unknown | | | 4.6 | J | 0 | 0 | - | - | - | - | - | - | - | - | - | - | - | - | - | - | - | - | - | - | - | - |
| No Tentatively Identified Compounds | | | - | | - | - | ND | | 0 | 0 | ND | | 0 | 0 | - | | - | - | - | | - | - | ND | | 0 | 0 |
| Decane, 3,7-dimethyl- | 017312-54-8 | | - | | - | - | - | | - | - | - | | - | - | - | | - | - | 5.32 | NJ | 0 | 0 | - | - | - | - |
| Total TIC Compounds | | | 15.6 | J | 0 | 0 | - | | - | - | - | | - | - | 97.3 | J | 0 | 0 | 107 | J | 0 | 0 | - | - | - | - |
| **1,4 DIOXANE BY 8270E-SIM** | | | | | | | | | | | | | | | | | | | | | | | | | | |
| 1,4-Dioxane | 123-91-1 | 1 | ND | | 0.694 | 0.157 | ND | | 0.144 | 0.0326 | ND | | 0.134 | 0.0303 | 0.0623 | J | 0.139 | 0.0314 | 0.158 | J | 0.188 | 0.0424 | ND | | 0.16 | 0.0361 |
| **PERFLUORINATED ALKYL ACIDS BY ISOTOPE DILUTION (ng/l)** | | | | | | | | | | | | | | | | | | | | | | | | | | |
| Perfluorobutanoic Acid (PFBA) | 375-22-4 | | 6.92 | | 1.97 | 0.401 | 23.6 | | 2.24 | 0.456 | 27.9 | | 1.93 | 0.394 | 17 | | 1.79 | 0.365 | 24.5 | | 1.77 | 0.361 | 14 | | 2.2 | 0.449 |
| Perfluoropentanoic Acid (PFPeA) | 2706-90-3 | | 2.35 | | 1.97 | 0.39 | 64.5 | | 2.24 | 0.443 | 63.2 | | 1.93 | 0.383 | 14.7 | | 1.79 | 0.355 | 42.4 | | 1.77 | 0.351 | 17.5 | | 2.2 | 0.436 |
| Perfluorobutanesulfonic Acid (PFBS) | 375-73-5 | | 2.16 | | 1.97 | 0.234 | 11.4 | | 2.24 | 0.266 | 15.6 | | 1.93 | 0.23 | 16.2 | | 1.79 | 0.213 | 10.9 | | 1.77 | 0.211 | 14.8 | | 2.2 | 0.262 |
| Perfluorohexanoic Acid (PFHxA) | 307-24-4 | | 1.79 | J | 1.97 | 0.323 | 39 | | 2.24 | 0.367 | 34.6 | | 1.93 | 0.317 | 1.54 | J | 1.79 | 0.294 | 35.6 | | 1.77 | 0.29 | 12.7 | | 2.2 | 0.361 |
| Perfluoroheptanoic Acid (PFHpA) | 375-85-9 | | 2.14 | | 1.97 | 0.222 | 20.2 | | 2.24 | 0.252 | 18.2 | | 1.93 | 0.218 | 2.89 | | 1.79 | 0.202 | 17.6 | | 1.77 | 0.199 | 6.57 | | 2.2 | 0.248 |
| Perfluorohexanesulfonic Acid (PFHxS) | 355-46-4 | | ND | | 1.97 | 0.37 | 6.82 | | 2.24 | 0.421 | 7.16 | | 1.93 | 0.363 | 3.26 | | 1.79 | 0.337 | 5.1 | | 1.77 | 0.333 | 4.27 | | 2.2 | 0.414 |
| Perfluorooctanoic Acid (PFOA) | 335-67-1 | 10 | 9.3 | | 1.97 | 0.232 | 33.3 | | 2.24 | 0.264 | 30 | | 1.93 | 0.228 | 31.8 | | 1.79 | 0.211 | 40.2 | | 1.77 | 0.209 | 28.3 | | 2.2 | 0.26 |
| 1H,1H,2H,2H-Perfluorooctanesulfonic Acid (6:2FTS) | 27619-97-2 | | ND | | 1.97 | 1.31 | 136 | | 2.24 | 1.49 | ND | | 1.93 | 1.29 | 12.8 | | 1.79 | 1.19 | 7.77 | | 1.77 | 1.18 | 18.2 | | 2.2 | 1.46 |
| Perfluoroheptanesulfonic Acid (PFHpS) | 375-92-8 | | ND | | 1.97 | 0.677 | 0.904 | J | 2.24 | 0.77 | ND | | 1.93 | 0.665 | ND | | 1.79 | 0.616 | ND | | 1.77 | 0.609 | ND | | 2.2 | 0.757 |
| Perfluorononanoic Acid (PFNA) | 375-95-1 | | 3.76 | | 1.97 | 0.307 | 10.3 | | 2.24 | 0.349 | 8.9 | | 1.93 | 0.301 | 3.36 | | 1.79 | 0.279 | 3.13 | | 1.77 | 0.276 | 5.12 | | 2.2 | 0.343 |
| Perfluorooctanesulfonic Acid (PFOS) | 1763-23-1 | 10 | 33.2 | | 1.97 | 0.496 | 95.7 | | 2.24 | 0.564 | 51.6 | | 1.93 | 0.487 | 26 | | 1.79 | 0.451 | 15.6 | | 1.77 | 0.446 | 67.9 | | 2.2 | 0.554 |
| Perfluorodecanoic Acid (PFDA) | 335-76-2 | | 2.93 | | 1.97 | 0.299 | 5.53 | | 2.24 | 0.34 | 1.78 | J | 1.93 | 0.294 | 2.08 | | 1.79 | 0.272 | 2.22 | | 1.77 | 0.269 | 11.6 | | 2.2 | 0.334 |
| 1H,1H,2H,2H-Perfluorodecanesulfonic Acid (8:2FTS) | 39108-34-4 | | ND | | 1.97 | 1.19 | ND | | 2.24 | 1.36 | ND | | 1.93 | 1.17 | ND | | 1.79 | 1.08 | ND | | 1.77 | 1.07 | ND | | 2.2 | 1.33 |
| N-Methyl Perfluorooctanesulfonamidoacetic Acid (NMeFOSAA) | 2355-31-9 | | ND | | 1.97 | 0.638 | ND | | 2.24 | 0.725 | ND | | 1.93 | 0.626 | ND | | 1.79 | 0.58 | ND | | 1.77 | 0.574 | ND | | 2.2 | 0.713 |
| Perfluoroundecanoic Acid (PFUnA) | 2058-94-8 | | ND | | 1.97 | 0.256 | ND | | 2.24 | 0.291 | ND | | 1.93 | 0.251 | ND | | 1.79 | 0.233 | ND | | 1.77 | 0.23 | 1.68 | JF | 2.2 | 0.286 |

**Table 3.2 - Groundwater Analytical Results**
**128-158 North Main Street**
**Portchester, New York**
**SESI Project # 12814**

| | | TEMPORARY WELL ID: | TW-1 | | | | TW-2 | | | | TW-3 | | | | TW-1 | | | | TW-2 | | | | TW-3 | | | |
|---|---|---|---|---|---|---|---|---|---|---|---|---|---|---|---|---|---|---|---|---|---|---|---|---|---|---|
| | | SAMPLE ID: | TW-1 | | | | TW-2 | | | | TW-3 | | | | TW-1 | | | | TW-2 | | | | TW-3 | | | |
| | | LAB ID: | L2160484-06 | | | | L2160899-01 & 02 | | | | L2160484-07 | | | | L2226066-03 | | | | L2232278-14 | | | | L2232278-15 | | | |
| | | COLLECTION DATE: | 11/3/2021 | | | | 11/3/2021 - 11/4/2021 | | | | 11/3/2021 | | | | 5/17/2022 | | | | 6/16/2022 | | | | 6/16/2022 | | | |
| | | WELL SCREEN INTERVAL (FT BTWC): | 8-18 | | | | 3-13 | | | | 3-13 | | | | 2-12 | | | | 5-15 | | | | 5-15 | | | |
| | | SAMPLE MATRIX: | WATER | | | | WATER | | | | WATER | | | | WATER | | | | WATER | | | | WATER | | | |
| **ANALYTE** | **CAS** | **NYSDEC AWQS** | **Conc** | **Q** | **RL** | **MDL** | **Conc** | **Q** | **RL** | **MDL** | **Conc** | **Q** | **RL** | **MDL** | **Conc** | **Q** | **RL** | **MDL** | **Conc** | **Q** | **RL** | **MDL** | **Conc** | **Q** | **RL** | **MDL** |
| Perfluorodecanesulfonic Acid (PFDS) | 335-77-3 | | ND | | 1.97 | 0.964 | ND | | 2.24 | 1.1 | ND | | 1.93 | 0.947 | ND | | 1.79 | 0.878 | ND | | 1.77 | 0.868 | ND | | 2.2 | 1.08 |
| Perfluorooctanesulfonamide (FOSA) | 754-91-6 | | ND | | 1.97 | 0.571 | ND | | 2.24 | 0.649 | ND | | 1.93 | 0.56 | ND | | 1.79 | 0.519 | ND | | 1.77 | 0.514 | ND | | 2.2 | 0.638 |
| N-Ethyl Perfluorooctanesulfonamidoacetic Acid (NEtFOSAA) | 2991-50-6 | | ND | | 1.97 | 0.791 | ND | | 2.24 | 0.899 | ND | | 1.93 | 0.777 | ND | | 1.79 | 0.72 | ND | | 1.77 | 0.712 | ND | | 2.2 | 0.884 |
| Perfluorododecanoic Acid (PFDoA) | 307-55-1 | | ND | | 1.97 | 0.366 | ND | | 2.24 | 0.416 | ND | | 1.93 | 0.359 | ND | | 1.79 | 0.333 | ND | | 1.77 | 0.329 | ND | | 2.2 | 0.409 |
| Perfluorotridecanoic Acid (PFTrDA) | 72629-94-8 | | ND | | 1.97 | 0.322 | ND | | 2.24 | 0.366 | ND | | 1.93 | 0.316 | ND | | 1.79 | 0.293 | ND | | 1.77 | 0.29 | ND | | 2.2 | 0.36 |
| Perfluorotetradecanoic Acid (PFTA) | 376-06-7 | | ND | | 1.97 | 0.244 | ND | | 2.24 | 0.277 | ND | | 1.93 | 0.24 | ND | | 1.79 | 0.222 | ND | | 1.77 | 0.22 | ND | | 2.2 | 0.273 |
| PFOA/PFOS, Total | | | 42.5 | | 1.97 | 0.232 | 129 | | 2.24 | 0.264 | 81.6 | | 1.93 | 0.228 | 57.8 | | 1.79 | 0.211 | 55.8 | | 1.77 | 0.209 | 96.2 | | 2.2 | 0.26 |
| **SEMIVOLATILE ORGANICS BY GC/MS** | | | | | | | | | | | | | | | | | | | | | | | | | | |
| 1,2,4-Trichlorobenzene | 120-82-1 | 5 | ND | | 5 | 0.5 | ND | | 5 | 0.5 | ND | | 5 | 0.5 | ND | | 5 | 0.5 | ND | | 5 | 0.5 | ND | | 5 | 0.5 |
| Bis(2-chloroethyl)ether | 111-44-4 | 1 | ND | | 2 | 0.5 | ND | | 2 | 0.5 | ND | | 2 | 0.5 | ND | | 2 | 0.5 | ND | | 2 | 0.5 | ND | | 2 | 0.5 |
| 1,2-Dichlorobenzene | 95-50-1 | 3 | 2 | | 2 | 0.45 | ND | | 2 | 0.45 | ND | | 2 | 0.45 | 4.1 | | 2 | 0.45 | 0.87 | J | 2 | 0.45 | ND | | 2 | 0.45 |
| 1,3-Dichlorobenzene | 541-73-1 | 3 | ND | | 2 | 0.4 | ND | | 2 | 0.4 | ND | | 2 | 0.4 | ND | | 2 | 0.4 | ND | | 2 | 0.4 | ND | | 2 | 0.4 |
| 1,4-Dichlorobenzene | 106-46-7 | 3 | ND | | 2 | 0.43 | ND | | 2 | 0.43 | ND | | 2 | 0.43 | ND | | 2 | 0.43 | ND | | 2 | 0.43 | ND | | 2 | 0.43 |
| 3,3'-Dichlorobenzidine | 91-94-1 | 5 | ND | | 5 | 1.6 | ND | | 5 | 1.6 | ND | | 5 | 1.6 | ND | | 5 | 1.6 | ND | | 5 | 1.6 | ND | | 5 | 1.6 |
| 2,4-Dinitrotoluene | 121-14-2 | 5 | ND | | 5 | 1.2 | ND | | 5 | 1.2 | ND | | 5 | 1.2 | ND | | 5 | 1.2 | ND | | 5 | 1.2 | ND | | 5 | 1.2 |
| 2,6-Dinitrotoluene | 606-20-2 | 5 | ND | | 5 | 0.93 | ND | | 5 | 0.93 | ND | | 5 | 0.93 | ND | | 5 | 0.93 | ND | | 5 | 0.93 | ND | | 5 | 0.93 |
| 4-Chlorophenyl phenyl ether | 7005-72-3 | | ND | | 2 | 0.49 | ND | | 2 | 0.49 | ND | | 2 | 0.49 | ND | | 2 | 0.49 | ND | | 2 | 0.49 | ND | | 2 | 0.49 |
| 4-Bromophenyl phenyl ether | 101-55-3 | | ND | | 2 | 0.38 | ND | | 2 | 0.38 | ND | | 2 | 0.38 | ND | | 2 | 0.38 | ND | | 2 | 0.38 | ND | | 2 | 0.38 |
| Bis(2-chloroisopropyl)ether | 108-60-1 | 5 | ND | | 2 | 0.53 | ND | | 2 | 0.53 | ND | | 2 | 0.53 | ND | | 2 | 0.53 | ND | | 2 | 0.53 | ND | | 2 | 0.53 |
| Bis(2-chloroethoxy)methane | 111-91-1 | 5 | ND | | 5 | 0.5 | ND | | 5 | 0.5 | ND | | 5 | 0.5 | ND | | 5 | 0.5 | ND | | 5 | 0.5 | ND | | 5 | 0.5 |
| Hexachlorocyclopentadiene | 77-47-4 | 5 | ND | | 20 | 0.69 | ND | | 20 | 0.69 | ND | | 20 | 0.69 | ND | | 20 | 0.69 | ND | | 20 | 0.69 | ND | | 20 | 0.69 |
| Isophorone | 78-59-1 | 50 | ND | | 5 | 1.2 | ND | | 5 | 1.2 | ND | | 5 | 1.2 | ND | | 5 | 1.2 | ND | | 5 | 1.2 | ND | | 5 | 1.2 |
| Nitrobenzene | 98-95-3 | 0.4 | ND | | 2 | 0.77 | ND | | 2 | 0.77 | ND | | 2 | 0.77 | ND | | 2 | 0.77 | ND | | 2 | 0.77 | ND | | 2 | 0.77 |
| NDPA/DPA | 86-30-6 | 50 | ND | | 2 | 0.42 | ND | | 2 | 0.42 | ND | | 2 | 0.42 | ND | | 2 | 0.42 | ND | | 2 | 0.42 | ND | | 2 | 0.42 |
| n-Nitrosodi-n-propylamine | 621-64-7 | | ND | | 5 | 0.64 | ND | | 5 | 0.64 | ND | | 5 | 0.64 | ND | | 5 | 0.64 | ND | | 5 | 0.64 | ND | | 5 | 0.64 |
| Bis(2-ethylhexyl)phthalate | 117-81-7 | 5 | ND | | 3 | 1.5 | ND | | 3 | 1.5 | ND | | 3 | 1.5 | ND | | 3 | 1.5 | ND | | 3 | 1.5 | ND | | 3 | 1.5 |
| Butyl benzyl phthalate | 85-68-7 | 50 | ND | | 5 | 1.2 | ND | | 5 | 1.2 | ND | | 5 | 1.2 | ND | | 5 | 1.2 | ND | | 5 | 1.2 | ND | | 5 | 1.2 |
| Di-n-butylphthalate | 84-74-2 | 50 | ND | | 5 | 0.39 | ND | | 5 | 0.39 | ND | | 5 | 0.39 | ND | | 5 | 0.39 | ND | | 5 | 0.39 | ND | | 5 | 0.39 |
| Di-n-octylphthalate | 117-84-0 | 50 | ND | | 5 | 1.3 | ND | | 5 | 1.3 | ND | | 5 | 1.3 | ND | | 5 | 1.3 | ND | | 5 | 1.3 | ND | | 5 | 1.3 |
| Diethyl phthalate | 84-66-2 | 50 | ND | | 5 | 0.38 | ND | | 5 | 0.38 | ND | | 5 | 0.38 | ND | | 5 | 0.38 | ND | | 5 | 0.38 | ND | | 5 | 0.38 |
| Dimethyl phthalate | 131-11-3 | 50 | ND | | 5 | 1.8 | ND | | 5 | 1.8 | ND | | 5 | 1.8 | ND | | 5 | 1.8 | ND | | 5 | 1.8 | ND | | 5 | 1.8 |
| Biphenyl | 92-52-4 | | ND | | 2 | 0.46 | ND | | 2 | 0.46 | ND | | 2 | 0.46 | 8.1 | | 2 | 0.46 | ND | | 2 | 0.46 | ND | | 2 | 0.46 |
| 4-Chloroaniline | 106-47-8 | 5 | ND | | 5 | 1.1 | ND | | 5 | 1.1 | ND | | 5 | 1.1 | ND | | 5 | 1.1 | ND | | 5 | 1.1 | ND | | 5 | 1.1 |
| 2-Nitroaniline | 88-74-4 | 5 | ND | | 5 | 0.5 | ND | | 5 | 0.5 | ND | | 5 | 0.5 | ND | | 5 | 0.5 | ND | | 5 | 0.5 | ND | | 5 | 0.5 |
| 3-Nitroaniline | 99-09-2 | 5 | ND | | 5 | 0.81 | ND | | 5 | 0.81 | ND | | 5 | 0.81 | ND | | 5 | 0.81 | ND | | 5 | 0.81 | ND | | 5 | 0.81 |
| 4-Nitroaniline | 100-01-6 | 5 | ND | | 5 | 0.8 | ND | | 5 | 0.8 | ND | | 5 | 0.8 | ND | | 5 | 0.8 | ND | | 5 | 0.8 | ND | | 5 | 0.8 |
| Dibenzofuran | 132-64-9 | | ND | | 2 | 0.5 | ND | | 2 | 0.5 | ND | | 2 | 0.5 | 13 | | 2 | 0.5 | 3.4 | | 2 | 0.5 | ND | | 2 | 0.5 |
| 1,2,4,5-Tetrachlorobenzene | 95-94-3 | 5 | ND | | 10 | 0.44 | ND | | 10 | 0.44 | ND | | 10 | 0.44 | ND | | 10 | 0.44 | ND | | 10 | 0.44 | ND | | 10 | 0.44 |
| Acetophenone | 98-86-2 | | ND | | 5 | 0.53 | ND | | 5 | 0.53 | ND | | 5 | 0.53 | ND | | 5 | 0.53 | ND | | 5 | 0.53 | ND | | 5 | 0.53 |
| 2,4,6-Trichlorophenol | 88-06-2 | | ND | | 5 | 0.61 | ND | | 5 | 0.61 | ND | | 5 | 0.61 | ND | | 5 | 0.61 | ND | | 5 | 0.61 | ND | | 5 | 0.61 |
| p-Chloro-m-cresol | 59-50-7 | | ND | | 2 | 0.35 | ND | | 2 | 0.35 | ND | | 2 | 0.35 | ND | | 2 | 0.35 | ND | | 2 | 0.35 | ND | | 2 | 0.35 |
| 2-Chlorophenol | 95-57-8 | | ND | | 2 | 0.48 | ND | | 2 | 0.48 | ND | | 2 | 0.48 | ND | | 2 | 0.48 | ND | | 2 | 0.48 | ND | | 2 | 0.48 |
| 2,4-Dichlorophenol | 120-83-2 | 1 | ND | | 5 | 0.41 | ND | | 5 | 0.41 | ND | | 5 | 0.41 | ND | | 5 | 0.41 | ND | | 5 | 0.41 | ND | | 5 | 0.41 |
| 2,4-Dimethylphenol | 105-67-9 | 50 | ND | | 5 | 1.8 | ND | | 5 | 1.8 | ND | | 5 | 1.8 | ND | | 5 | 1.8 | ND | | 5 | 1.8 | ND | | 5 | 1.8 |
| 2-Nitrophenol | 88-75-5 | | ND | | 10 | 0.85 | ND | | 10 | 0.85 | ND | | 10 | 0.85 | ND | | 10 | 0.85 | ND | | 10 | 0.85 | ND | | 10 | 0.85 |
| 4-Nitrophenol | 100-02-7 | | ND | | 10 | 0.67 | ND | | 10 | 0.67 | ND | | 10 | 0.67 | ND | | 10 | 0.67 | ND | | 10 | 0.67 | ND | | 10 | 0.67 |
| 2,4-Dinitrophenol | 51-28-5 | 10 | ND | | 20 | 6.6 | ND | | 20 | 6.6 | ND | | 20 | 6.6 | ND | | 20 | 6.6 | ND | | 20 | 6.6 | ND | | 20 | 6.6 |
| 4,6-Dinitro-o-cresol | 534-52-1 | | ND | | 10 | 1.8 | ND | | 10 | 1.8 | ND | | 10 | 1.8 | ND | | 10 | 1.8 | ND | | 10 | 1.8 | ND | | 10 | 1.8 |
| Phenol | 108-95-2 | 1 | ND | | 5 | 0.57 | ND | | 5 | 0.57 | ND | | 5 | 0.57 | ND | | 5 | 0.57 | ND | | 5 | 0.57 | ND | | 5 | 0.57 |
| 2-Methylphenol | 95-48-7 | | ND | | 5 | 0.49 | ND | | 5 | 0.49 | ND | | 5 | 0.49 | ND | | 5 | 0.49 | ND | | 5 | 0.49 | ND | | 5 | 0.49 |
| 3-Methylphenol/4-Methylphenol | 108-39-4/106-44-5 | | ND | | 5 | 0.48 | ND | | 5 | 0.48 | ND | | 5 | 0.48 | ND | | 5 | 0.48 | ND | | 5 | 0.48 | ND | | 5 | 0.48 |
| 2,4,5-Trichlorophenol | 95-95-4 | | ND | | 5 | 0.77 | ND | | 5 | 0.77 | ND | | 5 | 0.77 | ND | | 5 | 0.77 | ND | | 5 | 0.77 | ND | | 5 | 0.77 |
| Benzoic Acid | 65-85-0 | | ND | | 50 | 2.6 | ND | | 50 | 2.6 | ND | | 50 | 2.6 | ND | | 50 | 2.6 | ND | | 50 | 2.6 | ND | | 50 | 2.6 |
| Benzyl Alcohol | 100-51-6 | | ND | | 2 | 0.59 | ND | | 2 | 0.59 | ND | | 2 | 0.59 | ND | | 2 | 0.59 | ND | | 2 | 0.59 | ND | | 2 | 0.59 |
| Carbazole | 86-74-8 | | ND | | 2 | 0.49 | ND | | 2 | 0.49 | ND | | 2 | 0.49 | ND | | 2 | 0.49 | ND | | 2 | 0.49 | ND | | 2 | 0.49 |
| Total SVOCs | | | 2 | - | - | - | - | - | - | - | - | - | - | - | 25.2 | - | - | - | 4.27 | - | - | - | - | - | - | - |
| **SEMIVOLATILE ORGANICS BY GC/MS-SIM** | | | | | | | | | | | | | | | | | | | | | | | | | | |
| Acenaphthene | 83-32-9 | 20 | 6.6 | | 0.5 | 0.07 | ND | | 0.1 | 0.01 | ND | | 0.1 | 0.01 | 8 | | 0.5 | 0.07 | 9 | | 0.5 | 0.07 | 0.06 | J | 0.1 | 0.01 |
| 2-Chloronaphthalene | 91-58-7 | 10 | ND | | 1 | 0.09 | ND | | 0.2 | 0.02 | ND | | 0.2 | 0.02 | ND | | 1 | 0.09 | 4.2 | | 1 | 0.09 | ND | | 0.2 | 0.02 |
| Fluoranthene | 206-44-0 | 50 | 18 | | 0.5 | 0.1 | 0.04 | J | 0.1 | 0.02 | 0.02 | J | 0.1 | 0.02 | 7.9 | | 0.5 | 0.1 | 46 | | 0.5 | 0.1 | 0.09 | J | 0.1 | 0.02 |
| Hexachlorobutadiene | 87-68-3 | 0.5 | ND | | 2.5 | 0.23 | ND | | 0.5 | 0.05 | ND | | 0.5 | 0.05 | ND | | 2.5 | 0.23 | ND | | 2.5 | 0.23 | ND | | 0.5 | 0.05 |

**Table 3.2 - Groundwater Analytical Results**
**128-158 North Main Street**
**Portchester, New York**
**SESI Project # 12814**

| | | TEMPORARY WELL ID: | TW-1 | | | | TW-2 | | | | TW-3 | | | | TW-1 | | | | TW-2 | | | | TW-3 | | | |
|---|---|---|---|---|---|---|---|---|---|---|---|---|---|---|---|---|---|---|---|---|---|---|---|---|---|---|
| | | SAMPLE ID: | TW-1 | | | | TW-2 | | | | TW-3 | | | | TW-1 | | | | TW-2 | | | | TW-3 | | | |
| | | LAB ID: | L2160484-06 | | | | L2160899-01 & 02 | | | | L2160484-07 | | | | L2226066-03 | | | | L2232278-14 | | | | L2232278-15 | | | |
| | | COLLECTION DATE: | 11/3/2021 | | | | 11/3/2021 - 11/4/2021 | | | | 11/3/2021 | | | | 5/17/2022 | | | | 6/16/2022 | | | | 6/16/2022 | | | |
| | | WELL SCREEN INTERVAL (FT BTWC): | 8-18 | | | | 3-13 | | | | 3-13 | | | | 2-12 | | | | 5-15 | | | | 5-15 | | | |
| | | SAMPLE MATRIX: | WATER | | | | WATER | | | | WATER | | | | WATER | | | | WATER | | | | WATER | | | |
| **ANALYTE** | **CAS** | **NYSDEC AWQS** | **Conc** | **Q** | **RL** | **MDL** | **Conc** | **Q** | **RL** | **MDL** | **Conc** | **Q** | **RL** | **MDL** | **Conc** | **Q** | **RL** | **MDL** | **Conc** | **Q** | **RL** | **MDL** | **Conc** | **Q** | **RL** | **MDL** |
| Naphthalene | 91-20-3 | 10 | 0.72 | | 0.5 | 0.24 | ND | | 0.1 | 0.05 | ND | | 0.1 | 0.05 | ND | | 0.5 | 0.24 | 2 | | 0.5 | 0.24 | ND | | 0.1 | 0.05 |
| Benzo(a)anthracene | 56-55-3 | 0.002 | 17 | | 0.5 | 0.1 | 0.05 | J | 0.1 | 0.02 | 0.05 | J | 0.1 | 0.02 | 8.3 | | 0.5 | 0.1 | 40 | | 0.5 | 0.1 | 0.02 | J | 0.1 | 0.02 |
| Benzo(a)pyrene | 50-32-8 | 0 | 8.4 | | 0.5 | 0.08 | 0.02 | J | 0.1 | 0.02 | ND | | 0.1 | 0.02 | 3.5 | | 0.5 | 0.08 | 26 | | 0.5 | 0.08 | ND | | 0.1 | 0.02 |
| Benzo(b)fluoranthene | 205-99-2 | 0.002 | 4.5 | | 0.5 | 0.06 | 0.03 | J | 0.1 | 0.01 | 0.03 | J | 0.1 | 0.01 | 1.6 | | 0.5 | 0.06 | 17 | | 0.5 | 0.06 | 0.02 | J | 0.1 | 0.01 |
| Benzo(k)fluoranthene | 207-08-9 | 0.002 | 0.85 | | 0.5 | 0.04 | 0.01 | J | 0.1 | 0.01 | ND | | 0.1 | 0.01 | 0.19 | J | 0.5 | 0.04 | 2.1 | | 0.5 | 0.04 | ND | | 0.1 | 0.01 |
| Chrysene | 218-01-9 | 0.002 | 31 | | 0.5 | 0.06 | 0.02 | J | 0.1 | 0.01 | 0.03 | J | 0.1 | 0.01 | 14 | | 0.5 | 0.06 | 72 | | 0.5 | 0.06 | 0.01 | J | 0.1 | 0.01 |
| Acenaphthylene | 208-96-8 | | 4.9 | | 0.5 | 0.06 | ND | | 0.1 | 0.01 | ND | | 0.1 | 0.01 | 4.5 | | 0.5 | 0.06 | 6.1 | | 0.5 | 0.06 | ND | | 0.1 | 0.01 |
| Anthracene | 120-12-7 | 50 | 54 | | 0.5 | 0.07 | 0.02 | J | 0.1 | 0.01 | 0.02 | J | 0.1 | 0.01 | ND | | 0.5 | 0.07 | 110 | | 0.5 | 0.07 | 0.02 | J | 0.1 | 0.01 |
| Benzo(ghi)perylene | 191-24-2 | | 7.2 | | 0.5 | 0.07 | 0.02 | J | 0.1 | 0.01 | 0.02 | J | 0.1 | 0.01 | 4.3 | | 0.5 | 0.07 | 28 | | 0.5 | 0.07 | ND | | 0.1 | 0.01 |
| Fluorene | 86-73-7 | 50 | 34 | | 0.5 | 0.07 | ND | | 0.1 | 0.01 | ND | | 0.1 | 0.01 | 25 | | 0.5 | 0.07 | 35 | | 0.5 | 0.07 | 0.03 | J | 0.1 | 0.01 |
| Phenanthrene | 85-01-8 | 50 | 2.2 | | 0.5 | 0.12 | 0.03 | J | 0.1 | 0.02 | 0.02 | J | 0.1 | 0.02 | 75 | | 0.5 | 0.12 | 5.5 | | 0.5 | 0.12 | 0.21 | | 0.1 | 0.02 |
| Dibenzo(a,h)anthracene | 53-70-3 | | ND | | 0.5 | 0.06 | ND | | 0.1 | 0.01 | ND | | 0.1 | 0.01 | 0.3 | J | 0.5 | 0.06 | 2.7 | | 0.5 | 0.06 | ND | | 0.1 | 0.01 |
| Indeno(1,2,3-cd)pyrene | 193-39-5 | 0.002 | 2.8 | | 0.5 | 0.06 | 0.02 | J | 0.1 | 0.01 | 0.02 | J | 0.1 | 0.01 | 0.92 | | 0.5 | 0.06 | 7 | | 0.5 | 0.06 | ND | | 0.1 | 0.01 |
| Pyrene | 129-00-0 | 50 | 130 | | 0.5 | 0.1 | 0.04 | J | 0.1 | 0.02 | 0.03 | J | 0.1 | 0.02 | 57 | | 0.5 | 0.1 | 280 | | 0.5 | 0.1 | 0.06 | J | 0.1 | 0.02 |
| 2-Methylnaphthalene | 91-57-6 | | 0.68 | | 0.5 | 0.11 | ND | | 0.1 | 0.02 | 0.02 | J | 0.1 | 0.02 | ND | | 0.5 | 0.11 | 3 | | 0.5 | 0.11 | 0.05 | J | 0.1 | 0.02 |
| Pentachlorophenol | 87-86-5 | 1 | ND | | 4 | 0.07 | ND | | 0.8 | 0.01 | ND | | 0.8 | 0.01 | ND | | 4 | 0.07 | ND | | 4 | 0.07 | ND | | 0.8 | 0.01 |
| Hexachlorobenzene | 118-74-1 | 0.04 | ND | | 4 | 0.05 | ND | | 0.8 | 0.01 | ND | | 0.8 | 0.01 | ND | | 4 | 0.05 | ND | | 4 | 0.05 | ND | | 0.8 | 0.01 |
| Hexachloroethane | 67-72-1 | 5 | ND | | 4 | 0.32 | ND | | 0.8 | 0.06 | ND | | 0.8 | 0.06 | ND | | 4 | 0.32 | ND | | 4 | 0.32 | ND | | 0.8 | 0.06 |
| Total SVOCs | | | 322.85 | - | - | - | 0.3 | - | - | - | 0.26 | - | - | - | 210.51 | - | - | - | 695.6 | - | - | - | 0.57 | - | - | - |
| **SEMIVOLATILE ORGANICS BY GC/MS-TIC** | | | | | | | | | | | | | | | | | | | | | | | | | | |
| Unknown Amide | | | - | | - | - | - | | - | - | - | | - | - | - | | - | - | - | | - | - | 18.4 | J | 0 | 0 |
| Unknown Organic Acid | | | - | | - | - | - | | - | - | - | | - | - | - | | - | - | - | | - | - | 68.9 | J | 0 | 0 |
| Unknown | | | 14.6 | J | 0 | 0 | 1.64 | J | 0 | 0 | 1.93 | J | 0 | 0 | 33.3 | J | 0 | 0 | 15.9 | J | 0 | 0 | 2.94 | J | 0 | 0 |
| Unknown | | | 15.2 | J | 0 | 0 | 3.16 | J | 0 | 0 | 7.2 | J | 0 | 0 | 25.7 | J | 0 | 0 | 22.4 | J | 0 | 0 | 3.38 | J | 0 | 0 |
| Unknown | | | 19.9 | J | 0 | 0 | 1.82 | J | 0 | 0 | 4.98 | J | 0 | 0 | 23.7 | J | 0 | 0 | 15.9 | J | 0 | 0 | 2.18 | J | 0 | 0 |
| Unknown | | | 23.1 | J | 0 | 0 | - | | - | - | 5.85 | J | 0 | 0 | - | | - | - | 20.6 | J | 0 | 0 | 1.71 | J | 0 | 0 |
| Unknown | | | 17.3 | J | 0 | 0 | - | | - | - | 2.62 | J | 0 | 0 | - | | - | - | 14.5 | J | 0 | 0 | 2.07 | J | 0 | 0 |
| Unknown | | | 42.8 | J | 0 | 0 | - | | - | - | 2.4 | J | 0 | 0 | - | | - | - | 15.8 | J | 0 | 0 | - | - | - | - |
| Unknown | | | 19 | J | 0 | 0 | - | | - | - | - | | - | - | - | | - | - | 17.7 | J | 0 | 0 | - | - | - | - |
| Unknown | | | 14.5 | J | 0 | 0 | - | - | - | - | - | - | - | - | - | - | - | - | - | - | - | - | - | - | - | - |
| Unknown PAH | | | - | | - | - | - | | - | - | - | | - | - | - | | - | - | 24.3 | J | 0 | 0 | 17.4 | J | 0 | 0 |
| Unknown Alkane | | | 25.4 | J | 0 | 0 | - | - | - | - | - | - | - | - | - | - | - | - | - | - | - | - | - | - | - | - |
| Unknown Alkane | | | - | | - | - | 5.09 | J | 0 | 0 | - | | - | - | 33.6 | J | 0 | 0 | 14.5 | J | 0 | 0 | 10.8 | J | 0 | 0 |
| Unknown Alkane | | | - | | - | - | 5.53 | J | 0 | 0 | - | | - | - | 22.7 | J | 0 | 0 | 27 | J | 0 | 0 | 27.7 | J | 0 | 0 |
| Unknown Alkane | | | - | | - | - | 1.85 | J | 0 | 0 | - | | - | - | 33 | J | 0 | 0 | 14.6 | J | 0 | 0 | 24.1 | J | 0 | 0 |
| Unknown Alkane | | | - | | - | - | - | | - | - | - | | - | - | 57.3 | J | 0 | 0 | 36.6 | J | 0 | 0 | 9.45 | J | 0 | 0 |
| Unknown Alkane | | | - | | - | - | - | | - | - | - | | - | - | 42.6 | J | 0 | 0 | 15 | J | 0 | 0 | - | - | - | - |
| Unknown Alkane | | | - | | - | - | - | | - | - | - | | - | - | 45 | J | 0 | 0 | 19.4 | J | 0 | 0 | - | - | - | - |
| Unknown Alkane | | | - | | - | - | - | | - | - | - | | - | - | 52.7 | J | 0 | 0 | - | - | - | - | - | - | - | - |
| Unknown Alkane | | | - | | - | - | - | | - | - | - | | - | - | 22.8 | J | 0 | 0 | - | - | - | - | - | - | - | - |
| Unknown Thiophene | | | 18.8 | J | 0 | 0 | - | - | - | - | - | - | - | - | - | - | - | - | - | - | - | - | - | - | - | - |
| Unknown | | | 18.3 | J | 0 | 0 | 4.87 | J | 0 | 0 | 8.98 | J | 0 | 0 | 45.5 | J | 0 | 0 | 12.9 | J | 0 | 0 | 3.34 | J | 0 | 0 |
| Unknown Organic Acid | | | - | | - | - | - | | - | - | - | | - | - | - | | - | - | - | | - | - | 18.7 | J | 0 | 0 |
| Unknown Organic Acid | | | - | | - | - | - | | - | - | - | | - | - | - | | - | - | - | | - | - | 16.2 | J | 0 | 0 |
| Unknown Organic Acid | | | - | | - | - | - | | - | - | - | | - | - | - | | - | - | - | | - | - | 4.84 | J | 0 | 0 |
| Unknown Organic Acid | | | - | | - | - | 1.67 | J | 0 | 0 | 2.33 | J | 0 | 0 | - | - | - | - | - | - | - | - | - | - | - | - |
| Unknown Naphthalene | | | 19.7 | J | 0 | 0 | - | - | - | - | - | - | - | - | - | - | - | - | - | - | - | - | - | - | - | - |
| Unknown Naphthalene | | | 33.4 | J | 0 | 0 | - | | - | - | - | | - | - | 23.4 | J | 0 | 0 | - | - | - | - | - | - | - | - |
| Unknown Naphthalene | | | 17 | J | 0 | 0 | - | | - | - | - | | - | - | 26.2 | J | 0 | 0 | - | - | - | - | - | - | - | - |
| Unknown Naphthalene | | | 29 | J | 0 | 0 | - | | - | - | - | | - | - | 26.3 | J | 0 | 0 | - | - | - | - | - | - | - | - |
| Total TIC Compounds | | | 328 | J | 0 | 0 | 25.6 | J | 0 | 0 | 36.3 | J | 0 | 0 | 514 | J | 0 | 0 | 287 | J | 0 | 0 | 55.4 | J | 0 | 0 |
| **ORGANOCHLORINE PESTICIDES BY GC** | | | | | | | | | | | | | | | | | | | | | | | | | | |
| Delta-BHC | 319-86-8 | 0.04 | ND | | 0.014 | 0.003 | ND | | 0.014 | 0.003 | ND | | 0.014 | 0.003 | ND | | 0.143 | 0.033 | ND | | 0.014 | 0.003 | ND | | 0.014 | 0.003 |
| Lindane | 58-89-9 | 0.05 | ND | | 0.014 | 0.003 | ND | | 0.014 | 0.003 | ND | | 0.014 | 0.003 | ND | | 0.143 | 0.031 | ND | | 0.014 | 0.003 | ND | | 0.014 | 0.003 |
| Alpha-BHC | 319-84-6 | 0.01 | ND | | 0.014 | 0.003 | ND | | 0.014 | 0.003 | ND | | 0.014 | 0.003 | ND | | 0.143 | 0.031 | ND | | 0.014 | 0.003 | ND | | 0.014 | 0.003 |
| Beta-BHC | 319-85-7 | 0.04 | ND | | 0.014 | 0.004 | ND | | 0.014 | 0.004 | ND | | 0.014 | 0.004 | ND | | 0.143 | 0.04 | ND | | 0.014 | 0.004 | ND | | 0.014 | 0.004 |
| Heptachlor | 76-44-8 | 0.04 | ND | | 0.014 | 0.002 | ND | | 0.014 | 0.002 | ND | | 0.014 | 0.002 | ND | | 0.143 | 0.022 | ND | | 0.014 | 0.002 | ND | | 0.014 | 0.002 |
| Aldrin | 309-00-2 | 0 | ND | | 0.014 | 0.002 | ND | | 0.014 | 0.002 | ND | | 0.014 | 0.002 | ND | | 0.143 | 0.015 | ND | | 0.014 | 0.002 | ND | | 0.014 | 0.002 |
| Heptachlor epoxide | 1024-57-3 | 0.03 | ND | | 0.014 | 0.003 | ND | | 0.014 | 0.003 | ND | | 0.014 | 0.003 | ND | | 0.143 | 0.03 | ND | | 0.014 | 0.003 | ND | | 0.014 | 0.003 |
| Endrin | 72-20-8 | 0 | ND | | 0.029 | 0.003 | ND | | 0.029 | 0.003 | ND | | 0.029 | 0.003 | ND | | 0.286 | 0.031 | ND | | 0.029 | 0.003 | ND | | 0.029 | 0.003 |
| Endrin aldehyde | 7421-93-4 | 5 | ND | | 0.029 | 0.006 | ND | | 0.029 | 0.006 | ND | | 0.029 | 0.006 | ND | | 0.286 | 0.058 | ND | | 0.029 | 0.006 | ND | | 0.029 | 0.006 |

**Table 3.2 - Groundwater Analytical Results**
**128-158 North Main Street**
**Portchester, New York**
**SESI Project # 12814**

| | | TEMPORARY WELL ID: | TW-1 | | | | TW-2 | | | | TW-3 | | | | TW-1 | | | | TW-2 | | | | TW-3 | | | |
|---|---|---|---|---|---|---|---|---|---|---|---|---|---|---|---|---|---|---|---|---|---|---|---|---|---|---|
| | | SAMPLE ID: | TW-1 | | | | TW-2 | | | | TW-3 | | | | TW-1 | | | | TW-2 | | | | TW-3 | | | |
| | | LAB ID: | L2160484-06 | | | | L2160899-01 & 02 | | | | L2160484-07 | | | | L2226066-03 | | | | L2232278-14 | | | | L2232278-15 | | | |
| | | COLLECTION DATE: | 11/3/2021 | | | | 11/3/2021 - 11/4/2021 | | | | 11/3/2021 | | | | 5/17/2022 | | | | 6/16/2022 | | | | 6/16/2022 | | | |
| | | WELL SCREEN INTERVAL (FT BTWC): | 8-18 | | | | 3-13 | | | | 3-13 | | | | 2-12 | | | | 5-15 | | | | 5-15 | | | |
| | | SAMPLE MATRIX: | WATER | | | | WATER | | | | WATER | | | | WATER | | | | WATER | | | | WATER | | | |
| ANALYTE | CAS | NYSDEC AWQS | Conc | Q | RL | MDL | Conc | Q | RL | MDL | Conc | Q | RL | MDL | Conc | Q | RL | MDL | Conc | Q | RL | MDL | Conc | Q | RL | MDL |
| Endrin ketone | 53494-70-5 | 5 | ND | | 0.029 | 0.003 | ND | | 0.029 | 0.003 | ND | | 0.029 | 0.003 | ND | | 0.286 | 0.034 | ND | | 0.029 | 0.003 | ND | | 0.029 | 0.003 |
| Dieldrin | 60-57-1 | 0.004 | ND | | 0.029 | 0.003 | ND | | 0.029 | 0.003 | ND | | 0.029 | 0.003 | ND | | 0.286 | 0.031 | ND | | 0.029 | 0.003 | ND | | 0.029 | 0.003 |
| 4,4'-DDE | 72-55-9 | 0.2 | ND | | 0.029 | 0.003 | ND | | 0.029 | 0.003 | ND | | 0.029 | 0.003 | ND | | 0.286 | 0.027 | ND | | 0.029 | 0.003 | ND | | 0.029 | 0.003 |
| 4,4'-DDD | 72-54-8 | 0.3 | ND | | 0.029 | 0.003 | ND | | 0.029 | 0.003 | ND | | 0.029 | 0.003 | ND | | 0.286 | 0.033 | ND | | 0.029 | 0.003 | ND | | 0.029 | 0.003 |
| 4,4'-DDT | 50-29-3 | 0.2 | ND | | 0.029 | 0.003 | ND | | 0.029 | 0.003 | ND | | 0.029 | 0.003 | ND | | 0.286 | 0.031 | ND | | 0.029 | 0.003 | ND | | 0.029 | 0.003 |
| Endosulfan I | 959-98-8 | | ND | | 0.014 | 0.002 | ND | | 0.014 | 0.002 | ND | | 0.014 | 0.002 | ND | | 0.143 | 0.025 | ND | | 0.014 | 0.002 | ND | | 0.014 | 0.002 |
| Endosulfan II | 33213-65-9 | | ND | | 0.029 | 0.004 | ND | | 0.029 | 0.004 | ND | | 0.029 | 0.004 | ND | | 0.286 | 0.037 | ND | | 0.029 | 0.004 | ND | | 0.029 | 0.004 |
| Endosulfan sulfate | 1031-07-8 | | ND | | 0.029 | 0.003 | ND | | 0.029 | 0.003 | ND | | 0.029 | 0.003 | ND | | 0.286 | 0.034 | ND | | 0.029 | 0.003 | ND | | 0.029 | 0.003 |
| Methoxychlor | 72-43-5 | 35 | ND | | 0.143 | 0.005 | ND | | 0.143 | 0.005 | ND | | 0.143 | 0.005 | ND | | 1.43 | 0.049 | ND | | 0.143 | 0.005 | ND | | 0.143 | 0.005 |
| Toxaphene | 8001-35-2 | 0.06 | ND | | 0.143 | 0.045 | ND | | 0.143 | 0.045 | ND | | 0.143 | 0.045 | ND | | 1.43 | 0.448 | ND | | 0.143 | 0.045 | ND | | 0.143 | 0.045 |
| cis-Chlordane | 5103-71-9 | | ND | | 0.014 | 0.005 | ND | | 0.014 | 0.005 | ND | | 0.014 | 0.005 | ND | | 0.143 | 0.048 | ND | | 0.014 | 0.005 | ND | | 0.014 | 0.005 |
| trans-Chlordane | 5103-74-2 | | ND | | 0.014 | 0.004 | ND | | 0.014 | 0.004 | ND | | 0.014 | 0.004 | ND | | 0.143 | 0.045 | ND | | 0.014 | 0.004 | ND | | 0.014 | 0.004 |
| Chlordane | 57-74-9 | 0.05 | ND | | 0.143 | 0.033 | ND | | 0.143 | 0.033 | ND | | 0.143 | 0.033 | ND | | 1.43 | 0.331 | ND | | 0.143 | 0.033 | ND | | 0.143 | 0.033 |
| **POLYCHLORINATED BIPHENYLS BY GC** | | | | | | | | | | | | | | | | | | | | | | | | | | |
| Aroclor 1016 | 12674-11-2 | 0.09 | ND | | 0.088 | 0.075 | ND | | 0.071 | 0.061 | ND | | 0.086 | 0.074 | ND | | 0.071 | 0.061 | ND | | 0.071 | 0.061 | ND | | 0.071 | 0.061 |
| Aroclor 1221 | 11104-28-2 | 0.09 | ND | | 0.088 | 0.075 | ND | | 0.071 | 0.061 | ND | | 0.086 | 0.074 | ND | | 0.071 | 0.061 | ND | | 0.071 | 0.061 | ND | | 0.071 | 0.061 |
| Aroclor 1232 | 11141-16-5 | 0.09 | ND | | 0.088 | 0.075 | ND | | 0.071 | 0.061 | ND | | 0.086 | 0.074 | ND | | 0.071 | 0.061 | ND | | 0.071 | 0.061 | ND | | 0.071 | 0.061 |
| Aroclor 1242 | 53469-21-9 | 0.09 | ND | | 0.088 | 0.075 | ND | | 0.071 | 0.061 | ND | | 0.086 | 0.074 | ND | | 0.071 | 0.061 | ND | | 0.071 | 0.061 | ND | | 0.071 | 0.061 |
| Aroclor 1248 | 12672-29-6 | 0.09 | ND | | 0.088 | 0.075 | ND | | 0.071 | 0.061 | ND | | 0.086 | 0.074 | ND | | 0.071 | 0.061 | ND | | 0.071 | 0.061 | ND | | 0.071 | 0.061 |
| Aroclor 1254 | 11097-69-1 | 0.09 | 0.077 | J | 0.088 | 0.075 | ND | | 0.071 | 0.061 | ND | | 0.086 | 0.074 | ND | | 0.071 | 0.061 | ND | | 0.071 | 0.061 | ND | | 0.071 | 0.061 |
| Aroclor 1260 | 11096-82-5 | 0.09 | ND | | 0.088 | 0.075 | ND | | 0.071 | 0.061 | ND | | 0.086 | 0.074 | ND | | 0.071 | 0.061 | ND | | 0.071 | 0.061 | ND | | 0.071 | 0.061 |
| Aroclor 1262 | 37324-23-5 | 0.09 | ND | | 0.088 | 0.075 | ND | | 0.071 | 0.061 | ND | | 0.086 | 0.074 | ND | | 0.071 | 0.061 | ND | | 0.071 | 0.061 | ND | | 0.071 | 0.061 |
| Aroclor 1268 | 11100-14-4 | 0.09 | ND | | 0.088 | 0.075 | ND | | 0.071 | 0.061 | ND | | 0.086 | 0.074 | ND | | 0.071 | 0.061 | ND | | 0.071 | 0.061 | ND | | 0.071 | 0.061 |
| PCBs, Total | 1336-36-3 | | 0.077 | J | 0.088 | 0.075 | ND | | 0.071 | 0.061 | ND | | 0.086 | 0.074 | ND | | 0.071 | 0.061 | ND | | 0.071 | 0.061 | ND | | 0.071 | 0.061 |
| **TOTAL METALS** | | | | | | | | | | | | | | | | | | | | | | | | | | |
| Aluminum, Total | 7429-90-5 | | 117000 | | 50 | 16.4 | 270000 | | 10 | 3.27 | 54400 | | 10 | 3.27 | 174000 | | 10 | 3.27 | 175000 | | 100 | 32.7 | 294000 | | 10 | 3.27 |
| Antimony, Total | 7440-36-0 | 3 | 7.44 | J | 20 | 2.14 | ND | | 4 | 0.42 | ND | | 4 | 0.42 | 0.66 | J | 4 | 0.42 | 4.33 | J | 40 | 4.29 | ND | | 4 | 0.42 |
| Arsenic, Total | 7440-38-2 | 25 | 13.16 | | 2.5 | 0.82 | 8.98 | | 0.5 | 0.16 | 9.03 | | 0.5 | 0.16 | 36.52 | | 0.5 | 0.16 | 41.3 | | 5 | 1.65 | 39.22 | | 0.5 | 0.16 |
| Barium, Total | 7440-39-3 | 1000 | 1139 | | 2.5 | 0.86 | 2899 | | 0.5 | 0.17 | 1693 | | 0.5 | 0.17 | 1260 | | 0.5 | 0.17 | 7813 | | 5 | 1.73 | 8473 | | 0.5 | 0.17 |
| Beryllium, Total | 7440-41-7 | 3 | 8.84 | | 2.5 | 0.53 | 13.75 | | 0.5 | 0.1 | 5.72 | | 0.5 | 0.1 | 9.61 | | 0.5 | 0.1 | 22.38 | | 5 | 1.07 | 20.98 | | 0.5 | 0.1 |
| Cadmium, Total | 7440-43-9 | 5 | 1.97 | | 1 | 0.29 | 3.14 | | 0.2 | 0.05 | 0.98 | | 0.2 | 0.05 | 2.19 | | 0.2 | 0.05 | 4.61 | | 2 | 0.59 | 7.76 | | 0.2 | 0.05 |
| Calcium, Total | 7440-70-2 | | 175000 | | 500 | 197 | 186000 | | 100 | 39.4 | 166000 | | 100 | 39.4 | 159000 | | 100 | 39.4 | 205000 | | 1000 | 394 | 189000 | | 100 | 39.4 |
| Chromium, Total | 7440-47-3 | 50 | 235.6 | | 5 | 0.89 | 116.9 | | 1 | 0.17 | 160.7 | | 1 | 0.17 | 823.7 | | 1 | 0.17 | 864.9 | | 10 | 1.78 | 978.8 | | 1 | 0.17 |
| Cobalt, Total | 7440-48-4 | | 129.9 | | 2.5 | 0.81 | 314 | | 0.5 | 0.16 | 74.48 | | 0.5 | 0.16 | 166.6 | | 0.5 | 0.16 | 507.8 | | 5 | 1.63 | 587 | | 0.5 | 0.16 |
| Copper, Total | 7440-50-8 | 200 | 146.5 | | 5 | 1.92 | 218.2 | | 1 | 0.38 | 175.2 | | 1 | 0.38 | 567.1 | | 1 | 0.38 | 1389 | | 10 | 3.84 | 1263 | | 1 | 0.38 |
| Iron, Total | 7439-89-6 | 300 | 138000 | | 250 | 95.5 | 11300 | | 50 | 19.1 | 46100 | | 50 | 19.1 | 237000 | | 50 | 19.1 | 278000 | | 500 | 191 | 316000 | | 50 | 19.1 |
| Lead, Total | 7439-92-1 | 25 | 123 | | 5 | 1.71 | 85.04 | | 1 | 0.34 | 436.3 | | 1 | 0.34 | 262.9 | | 1 | 0.34 | 1339 | | 10 | 3.43 | 798.6 | | 1 | 0.34 |
| Magnesium, Total | 7439-95-4 | 35000 | 33200 | | 350 | 121 | 25900 | | 70 | 24.2 | 41000 | | 70 | 24.2 | 55500 | | 70 | 24.2 | 86300 | | 700 | 242 | 93700 | | 70 | 24.2 |
| Manganese, Total | 7439-96-5 | 300 | 3824 | | 5 | 2.2 | 13840 | | 10 | 4.4 | 8448 | | 1 | 0.44 | 13460 | | 5 | 2.2 | 23390 | | 10 | 4.4 | 150300 | | 20 | 8.8 |
| Mercury, Total | 7439-97-6 | 0.7 | ND | | 0.2 | 0.09 | ND | | 0.2 | 0.09 | ND | | 0.2 | 0.09 | 1.52 | J | 2 | 0.91 | 4.33 | | 0.2 | 0.09 | 1.44 | | 0.2 | 0.09 |
| Nickel, Total | 7440-02-0 | 100 | 234.9 | | 10 | 2.78 | 87.62 | | 2 | 0.55 | 70.22 | | 2 | 0.55 | 341.5 | | 2 | 0.55 | 725 | | 20 | 5.56 | 1060 | | 2 | 0.55 |
| Potassium, Total | 7440-09-7 | | 16800 | | 500 | 154 | 20200 | | 100 | 30.9 | 16000 | | 100 | 30.9 | 29900 | | 100 | 30.9 | 49100 | | 1000 | 309 | 57800 | | 100 | 30.9 |
| Selenium, Total | 7782-49-2 | 10 | 27.7 | | 25 | 8.65 | 23.9 | | 5 | 1.73 | 17.1 | | 5 | 1.73 | 68.2 | | 5 | 1.73 | 66 | | 50 | 17.3 | 85.9 | | 5 | 1.73 |
| Silver, Total | 7440-22-4 | 50 | ND | | 2 | 0.81 | 0.38 | J | 0.4 | 0.16 | 0.33 | J | 0.4 | 0.16 | 0.45 | | 0.4 | 0.16 | 3.96 | J | 4 | 1.63 | 1.59 | | 0.4 | 0.16 |
| Sodium, Total | 7440-23-5 | 20000 | 43800 | | 500 | 146 | 316000 | | 100 | 29.3 | 292000 | | 100 | 29.3 | 205000 | | 100 | 29.3 | 306000 | | 1000 | 293 | 264000 | | 100 | 29.3 |
| Thallium, Total | 7440-28-0 | 0.5 | 2.47 | J | 5 | 0.71 | 0.88 | J | 1 | 0.14 | 0.32 | J | 1 | 0.14 | 2.72 | | 2 | 0.14 | 4.76 | J | 20 | 1.43 | 2.02 | | 2 | 0.14 |
| Vanadium, Total | 7440-62-2 | | 257.8 | | 25 | 7.85 | 29.37 | | 5 | 1.57 | 75.91 | | 5 | 1.57 | 243.1 | | 5 | 1.57 | 288.9 | | 50 | 15.7 | 168.7 | | 5 | 1.57 |
| Zinc, Total | 7440-66-6 | 2000 | 1125 | | 50 | 17.05 | 165.8 | | 10 | 3.41 | 212.7 | | 10 | 3.41 | 495.6 | | 10 | 3.41 | 1747 | | 100 | 34.1 | 872.8 | | 10 | 3.41 |
| **GENERAL CHEMISTRY** | | | | | | | | | | | | | | | | | | | | | | | | | | |
| Cyanide, Total | 57-12-5 | 200 | ND | | 5 | 1 | - | | - | - | ND | | 5 | 1 | ND | | 5 | 1 | 3 | J | 5 | 1 | 2 | J | 5 | 1 |

**Table 3.2 - Groundwater Analytical Results**
**128-158 North Main Street**
**Portchester, New York**
**SESI Project # 12814**

| | | TEMPORARY WELL ID: | TWP-201 | | | | | | | | TWP-202 | | | | TWP-203 | | | | TWP-205 | | | | TWP-206 | | | |
|---|---|---|---|---|---|---|---|---|---|---|---|---|---|---|---|---|---|---|---|---|---|---|---|---|---|---|
| | | SAMPLE ID: | TWP-201 | | | | DUP-GW-20230125 | | | | TWP-202 | | | | TWP-203 | | | | TWP-205 | | | | TWP-206 | | | |
| | | LAB ID: | L2304287-01 | | | | L2304287-02 | | | | L2304831-04 | | | | L2304629-01 | | | | L2305048-09 | | | | L2305237-02 | | | |
| | | COLLECTION DATE: | 1/25/2023 | | | | 1/25/2023 | | | | 1/27/2023 | | | | 1/26/2023 | | | | 1/30/2023 | | | | 1/31/2023 | | | |
| | | WELL SCREEN INTERVAL (FT BTWC): | 5-15 | | | | 5-15 | | | | 5-15 | | | | 5-15 | | | | 5-15 | | | | 5-12 | | | |
| | | SAMPLE MATRIX: | WATER | | | | WATER | | | | WATER | | | | WATER | | | | WATER | | | | WATER | | | |
| **ANALYTE** | **CAS** | **NYSDEC AWQS** | **Conc** | **Q** | **RL** | **MDL** | **Conc** | **Q** | **RL** | **MDL** | **Conc** | **Q** | **RL** | **MDL** | **Conc** | **Q** | **RL** | **MDL** | **Conc** | **Q** | **RL** | **MDL** | **Conc** | **Q** | **RL** | **MDL** |
| **VOLATILE ORGANICS BY GC/MS** | | | | | | | | | | | | | | | | | | | | | | | | | | |
| 1,1,1,2-Tetrachloroethane | 630-20-6 | 5 | ND | | 2.5 | 0.7 | ND | | 2.5 | 0.7 | ND | | 2.5 | 0.7 | ND | | 2.5 | 0.7 | ND | | 2.5 | 0.7 | ND | | 2.5 | 0.7 |
| 1,1,1-Trichloroethane | 71-55-6 | 5 | ND | | 2.5 | 0.7 | ND | | 2.5 | 0.7 | ND | | 2.5 | 0.7 | ND | | 2.5 | 0.7 | ND | | 2.5 | 0.7 | ND | | 2.5 | 0.7 |
| 1,1,2,2-Tetrachloroethane | 79-34-5 | 5 | ND | | 0.5 | 0.17 | ND | | 0.5 | 0.17 | ND | | 0.5 | 0.17 | ND | | 0.5 | 0.17 | ND | | 0.5 | 0.17 | ND | | 0.5 | 0.17 |
| 1,1,2-Trichloroethane | 79-00-5 | 1 | ND | | 1.5 | 0.5 | ND | | 1.5 | 0.5 | ND | | 1.5 | 0.5 | ND | | 1.5 | 0.5 | ND | | 1.5 | 0.5 | ND | | 1.5 | 0.5 |
| 1,1-Dichloroethane | 75-34-3 | 5 | ND | | 2.5 | 0.7 | ND | | 2.5 | 0.7 | ND | | 2.5 | 0.7 | ND | | 2.5 | 0.7 | ND | | 2.5 | 0.7 | ND | | 2.5 | 0.7 |
| 1,1-Dichloroethene | 75-35-4 | 5 | ND | | 0.5 | 0.17 | ND | | 0.5 | 0.17 | ND | | 0.5 | 0.17 | ND | | 0.5 | 0.17 | ND | | 0.5 | 0.17 | ND | | 0.5 | 0.17 |
| 1,1-Dichloropropene | 563-58-6 | 5 | ND | | 2.5 | 0.7 | ND | | 2.5 | 0.7 | ND | | 2.5 | 0.7 | ND | | 2.5 | 0.7 | ND | | 2.5 | 0.7 | ND | | 2.5 | 0.7 |
| 1,2,3-Trichlorobenzene | 87-61-6 | 5 | ND | | 2.5 | 0.7 | ND | | 2.5 | 0.7 | ND | | 2.5 | 0.7 | ND | | 2.5 | 0.7 | ND | | 2.5 | 0.7 | ND | | 2.5 | 0.7 |
| 1,2,3-Trichloropropane | 96-18-4 | 0.04 | ND | | 2.5 | 0.7 | ND | | 2.5 | 0.7 | ND | | 2.5 | 0.7 | ND | | 2.5 | 0.7 | ND | | 2.5 | 0.7 | ND | | 2.5 | 0.7 |
| 1,2,4,5-Tetramethylbenzene | 95-93-2 | 5 | ND | | 2 | 0.54 | ND | | 2 | 0.54 | ND | | 2 | 0.54 | ND | | 2 | 0.54 | ND | | 2 | 0.54 | ND | | 2 | 0.54 |
| 1,2,4-Trichlorobenzene | 120-82-1 | 5 | ND | | 2.5 | 0.7 | ND | | 2.5 | 0.7 | ND | | 2.5 | 0.7 | ND | | 2.5 | 0.7 | ND | | 2.5 | 0.7 | ND | | 2.5 | 0.7 |
| 1,2,4-Trimethylbenzene | 95-63-6 | 5 | ND | | 2.5 | 0.7 | ND | | 2.5 | 0.7 | ND | | 2.5 | 0.7 | ND | | 2.5 | 0.7 | ND | | 2.5 | 0.7 | ND | | 2.5 | 0.7 |
| 1,2-Dibromo-3-chloropropane | 96-12-8 | 0.04 | ND | | 2.5 | 0.7 | ND | | 2.5 | 0.7 | ND | | 2.5 | 0.7 | ND | | 2.5 | 0.7 | ND | | 2.5 | 0.7 | ND | | 2.5 | 0.7 |
| 1,2-Dibromoethane | 106-93-4 | 0.0006 | ND | | 2 | 0.65 | ND | | 2 | 0.65 | ND | | 2 | 0.65 | ND | | 2 | 0.65 | ND | | 2 | 0.65 | ND | | 2 | 0.65 |
| 1,2-Dichlorobenzene | 95-50-1 | 3 | ND | | 2.5 | 0.7 | ND | | 2.5 | 0.7 | ND | | 2.5 | 0.7 | ND | | 2.5 | 0.7 | ND | | 2.5 | 0.7 | ND | | 2.5 | 0.7 |
| 1,2-Dichloroethane | 107-06-2 | 0.6 | ND | | 0.5 | 0.13 | ND | | 0.5 | 0.13 | ND | | 0.5 | 0.13 | ND | | 0.5 | 0.13 | ND | | 0.5 | 0.13 | ND | | 0.5 | 0.13 |
| 1,2-Dichloroethene, Total | 540-59-0 | | ND | | 2.5 | 0.7 | ND | | 2.5 | 0.7 | ND | | 2.5 | 0.7 | ND | | 2.5 | 0.7 | ND | | 2.5 | 0.7 | ND | | 2.5 | 0.7 |
| 1,2-Dichloropropane | 78-87-5 | 1 | ND | | 1 | 0.14 | ND | | 1 | 0.14 | ND | | 1 | 0.14 | ND | | 1 | 0.14 | ND | | 1 | 0.14 | ND | | 1 | 0.14 |
| 1,3,5-Trimethylbenzene | 108-67-8 | 5 | ND | | 2.5 | 0.7 | ND | | 2.5 | 0.7 | ND | | 2.5 | 0.7 | ND | | 2.5 | 0.7 | ND | | 2.5 | 0.7 | ND | | 2.5 | 0.7 |
| 1,3-Dichlorobenzene | 541-73-1 | 3 | ND | | 2.5 | 0.7 | ND | | 2.5 | 0.7 | ND | | 2.5 | 0.7 | ND | | 2.5 | 0.7 | ND | | 2.5 | 0.7 | ND | | 2.5 | 0.7 |
| 1,3-Dichloropropane | 142-28-9 | 5 | ND | | 2.5 | 0.7 | ND | | 2.5 | 0.7 | ND | | 2.5 | 0.7 | ND | | 2.5 | 0.7 | ND | | 2.5 | 0.7 | ND | | 2.5 | 0.7 |
| 1,3-Dichloropropene, Total | 542-75-6 | | ND | | 0.5 | 0.14 | ND | | 0.5 | 0.14 | ND | | 0.5 | 0.14 | ND | | 0.5 | 0.14 | ND | | 0.5 | 0.14 | ND | | 0.5 | 0.14 |
| 1,4-Dichlorobenzene | 106-46-7 | 3 | ND | | 2.5 | 0.7 | ND | | 2.5 | 0.7 | ND | | 2.5 | 0.7 | ND | | 2.5 | 0.7 | ND | | 2.5 | 0.7 | ND | | 2.5 | 0.7 |
| 1,4-Dioxane | 123-91-1 | | ND | | 250 | 61 | ND | | 250 | 61 | ND | | 250 | 61 | ND | | 250 | 61 | ND | | 250 | 61 | ND | | 250 | 61 |
| 2,2-Dichloropropane | 594-20-7 | 5 | ND | | 2.5 | 0.7 | ND | | 2.5 | 0.7 | ND | | 2.5 | 0.7 | ND | | 2.5 | 0.7 | ND | | 2.5 | 0.7 | ND | | 2.5 | 0.7 |
| 2-Butanone | 78-93-3 | 50 | ND | | 5 | 1.9 | ND | | 5 | 1.9 | ND | | 5 | 1.9 | ND | | 5 | 1.9 | ND | | 5 | 1.9 | ND | | 5 | 1.9 |
| 2-Hexanone | 591-78-6 | 50 | ND | | 5 | 1 | ND | | 5 | 1 | ND | | 5 | 1 | ND | | 5 | 1 | ND | | 5 | 1 | ND | | 5 | 1 |
| 4-Methyl-2-pentanone | 108-10-1 | | ND | | 5 | 1 | ND | | 5 | 1 | ND | | 5 | 1 | ND | | 5 | 1 | ND | | 5 | 1 | ND | | 5 | 1 |
| Acetone | 67-64-1 | 50 | ND | | 5 | 1.5 | ND | | 5 | 1.5 | 2.8 | J | 5 | 1.5 | ND | | 5 | 1.5 | ND | | 5 | 1.5 | 18 | | 5 | 1.5 |
| Acrylonitrile | 107-13-1 | 5 | ND | | 5 | 1.5 | ND | | 5 | 1.5 | ND | | 5 | 1.5 | ND | | 5 | 1.5 | ND | | 5 | 1.5 | ND | | 5 | 1.5 |
| Benzene | 71-43-2 | 1 | ND | | 0.5 | 0.16 | ND | | 0.5 | 0.16 | ND | | 0.5 | 0.16 | ND | | 0.5 | 0.16 | ND | | 0.5 | 0.16 | ND | | 0.5 | 0.16 |
| Bromobenzene | 108-86-1 | 5 | ND | | 2.5 | 0.7 | ND | | 2.5 | 0.7 | ND | | 2.5 | 0.7 | ND | | 2.5 | 0.7 | ND | | 2.5 | 0.7 | ND | | 2.5 | 0.7 |
| Bromochloromethane | 74-97-5 | 5 | ND | | 2.5 | 0.7 | ND | | 2.5 | 0.7 | ND | | 2.5 | 0.7 | ND | | 2.5 | 0.7 | ND | | 2.5 | 0.7 | ND | | 2.5 | 0.7 |
| Bromodichloromethane | 75-27-4 | 50 | ND | | 0.5 | 0.19 | ND | | 0.5 | 0.19 | ND | | 0.5 | 0.19 | ND | | 0.5 | 0.19 | ND | | 0.5 | 0.19 | 0.86 | | 0.5 | 0.19 |
| Bromoform | 75-25-2 | 50 | ND | | 2 | 0.65 | ND | | 2 | 0.65 | ND | | 2 | 0.65 | ND | | 2 | 0.65 | ND | | 2 | 0.65 | ND | | 2 | 0.65 |
| Bromomethane | 74-83-9 | 5 | ND | | 2.5 | 0.7 | ND | | 2.5 | 0.7 | ND | | 2.5 | 0.7 | ND | | 2.5 | 0.7 | ND | | 2.5 | 0.7 | ND | | 2.5 | 0.7 |
| Carbon disulfide | 75-15-0 | 60 | ND | | 5 | 1 | ND | | 5 | 1 | ND | | 5 | 1 | ND | | 5 | 1 | ND | | 5 | 1 | ND | | 5 | 1 |
| Carbon tetrachloride | 56-23-5 | 5 | ND | | 0.5 | 0.13 | ND | | 0.5 | 0.13 | ND | | 0.5 | 0.13 | ND | | 0.5 | 0.13 | ND | | 0.5 | 0.13 | ND | | 0.5 | 0.13 |
| Chlorobenzene | 108-90-7 | 5 | ND | | 2.5 | 0.7 | ND | | 2.5 | 0.7 | ND | | 2.5 | 0.7 | ND | | 2.5 | 0.7 | ND | | 2.5 | 0.7 | ND | | 2.5 | 0.7 |
| Chloroethane | 75-00-3 | 5 | ND | | 2.5 | 0.7 | ND | | 2.5 | 0.7 | ND | | 2.5 | 0.7 | ND | | 2.5 | 0.7 | ND | | 2.5 | 0.7 | ND | | 2.5 | 0.7 |
| Chloroform | 67-66-3 | 7 | ND | | 2.5 | 0.7 | ND | | 2.5 | 0.7 | ND | | 2.5 | 0.7 | ND | | 2.5 | 0.7 | ND | | 2.5 | 0.7 | 11 | | 2.5 | 0.7 |
| Chloromethane | 74-87-3 | | ND | | 2.5 | 0.7 | ND | | 2.5 | 0.7 | ND | | 2.5 | 0.7 | ND | | 2.5 | 0.7 | ND | | 2.5 | 0.7 | ND | | 2.5 | 0.7 |
| cis-1,2-Dichloroethene | 156-59-2 | 5 | ND | | 2.5 | 0.7 | ND | | 2.5 | 0.7 | ND | | 2.5 | 0.7 | ND | | 2.5 | 0.7 | ND | | 2.5 | 0.7 | ND | | 2.5 | 0.7 |
| cis-1,3-Dichloropropene | 10061-01-5 | 0.4 | ND | | 0.5 | 0.14 | ND | | 0.5 | 0.14 | ND | | 0.5 | 0.14 | ND | | 0.5 | 0.14 | ND | | 0.5 | 0.14 | ND | | 0.5 | 0.14 |
| Dibromochloromethane | 124-48-1 | 50 | ND | | 0.5 | 0.15 | ND | | 0.5 | 0.15 | ND | | 0.5 | 0.15 | ND | | 0.5 | 0.15 | ND | | 0.5 | 0.15 | ND | | 0.5 | 0.15 |
| Dibromomethane | 74-95-3 | 5 | ND | | 5 | 1 | ND | | 5 | 1 | ND | | 5 | 1 | ND | | 5 | 1 | ND | | 5 | 1 | ND | | 5 | 1 |
| Dichlorodifluoromethane | 75-71-8 | 5 | ND | | 5 | 1 | ND | | 5 | 1 | ND | | 5 | 1 | ND | | 5 | 1 | ND | | 5 | 1 | ND | | 5 | 1 |
| Ethyl ether | 60-29-7 | | ND | | 2.5 | 0.7 | ND | | 2.5 | 0.7 | ND | | 2.5 | 0.7 | ND | | 2.5 | 0.7 | ND | | 2.5 | 0.7 | ND | | 2.5 | 0.7 |
| Ethylbenzene | 100-41-4 | 5 | ND | | 2.5 | 0.7 | ND | | 2.5 | 0.7 | ND | | 2.5 | 0.7 | ND | | 2.5 | 0.7 | ND | | 2.5 | 0.7 | ND | | 2.5 | 0.7 |
| Hexachlorobutadiene | 87-68-3 | 0.5 | ND | | 2.5 | 0.7 | ND | | 2.5 | 0.7 | ND | | 2.5 | 0.7 | ND | | 2.5 | 0.7 | ND | | 2.5 | 0.7 | ND | | 2.5 | 0.7 |
| Isopropylbenzene | 98-82-8 | 5 | ND | | 2.5 | 0.7 | ND | | 2.5 | 0.7 | ND | | 2.5 | 0.7 | ND | | 2.5 | 0.7 | ND | | 2.5 | 0.7 | ND | | 2.5 | 0.7 |
| Methyl tert butyl ether | 1634-04-4 | 10 | ND | | 2.5 | 0.7 | ND | | 2.5 | 0.7 | ND | | 2.5 | 0.7 | ND | | 2.5 | 0.7 | ND | | 2.5 | 0.7 | ND | | 2.5 | 0.7 |
| Methylene chloride | 75-09-2 | 5 | ND | | 2.5 | 0.7 | ND | | 2.5 | 0.7 | ND | | 2.5 | 0.7 | ND | | 2.5 | 0.7 | ND | | 2.5 | 0.7 | ND | | 2.5 | 0.7 |
| n-Butylbenzene | 104-51-8 | 5 | ND | | 2.5 | 0.7 | ND | | 2.5 | 0.7 | ND | | 2.5 | 0.7 | ND | | 2.5 | 0.7 | ND | | 2.5 | 0.7 | ND | | 2.5 | 0.7 |
| n-Propylbenzene | 103-65-1 | 5 | ND | | 2.5 | 0.7 | ND | | 2.5 | 0.7 | ND | | 2.5 | 0.7 | ND | | 2.5 | 0.7 | ND | | 2.5 | 0.7 | ND | | 2.5 | 0.7 |
| Naphthalene | 91-20-3 | 10 | ND | | 2.5 | 0.7 | ND | | 2.5 | 0.7 | ND | | 2.5 | 0.7 | ND | | 2.5 | 0.7 | ND | | 2.5 | 0.7 | ND | | 2.5 | 0.7 |
| o-Chlorotoluene | 95-49-8 | 5 | ND | | 2.5 | 0.7 | ND | | 2.5 | 0.7 | ND | | 2.5 | 0.7 | ND | | 2.5 | 0.7 | ND | | 2.5 | 0.7 | ND | | 2.5 | 0.7 |
| o-Xylene | 95-47-6 | 5 | ND | | 2.5 | 0.7 | ND | | 2.5 | 0.7 | ND | | 2.5 | 0.7 | ND | | 2.5 | 0.7 | ND | | 2.5 | 0.7 | ND | | 2.5 | 0.7 |
| p-Chlorotoluene | 106-43-4 | 5 | ND | | 2.5 | 0.7 | ND | | 2.5 | 0.7 | ND | | 2.5 | 0.7 | ND | | 2.5 | 0.7 | ND | | 2.5 | 0.7 | ND | | 2.5 | 0.7 |
| p-Diethylbenzene | 105-05-5 | | ND | | 2 | 0.7 | ND | | 2 | 0.7 | ND | | 2 | 0.7 | ND | | 2 | 0.7 | ND | | 2 | 0.7 | ND | | 2 | 0.7 |
| p-Ethyltoluene | 622-96-8 | | ND | | 2 | 0.7 | ND | | 2 | 0.7 | ND | | 2 | 0.7 | ND | | 2 | 0.7 | ND | | 2 | 0.7 | ND | | 2 | 0.7 |
| p-Isopropyltoluene | 99-87-6 | 5 | ND | | 2.5 | 0.7 | ND | | 2.5 | 0.7 | ND | | 2.5 | 0.7 | ND | | 2.5 | 0.7 | ND | | 2.5 | 0.7 | ND | | 2.5 | 0.7 |

**Table 3.2 - Groundwater Analytical Results**
**128-158 North Main Street**
**Portchester, New York**
**SESI Project # 12814**

| | | TEMPORARY WELL ID: | TWP-201 | | | | | | | | TWP-202 | | | | TWP-203 | | | | TWP-205 | | | | TWP-206 | | | |
|---|---|---|---|---|---|---|---|---|---|---|---|---|---|---|---|---|---|---|---|---|---|---|---|---|---|---|
| | | SAMPLE ID: | TWP-201 | | | | DUP-GW-20230125 | | | | TWP-202 | | | | TWP-203 | | | | TWP-205 | | | | TWP-206 | | | |
| | | LAB ID: | L2304287-01 | | | | L2304287-02 | | | | L2304831-04 | | | | L2304629-01 | | | | L2305048-09 | | | | L2305237-02 | | | |
| | | COLLECTION DATE: | 1/25/2023 | | | | 1/25/2023 | | | | 1/27/2023 | | | | 1/26/2023 | | | | 1/30/2023 | | | | 1/31/2023 | | | |
| | | WELL SCREEN INTERVAL (FT BTWC): | 5-15 | | | | 5-15 | | | | 5-15 | | | | 5-15 | | | | 5-15 | | | | 5-12 | | | |
| | | SAMPLE MATRIX: | WATER | | | | WATER | | | | WATER | | | | WATER | | | | WATER | | | | WATER | | | |
| **ANALYTE** | **CAS** | **NYSDEC AWQS** | **Conc** | **Q** | **RL** | **MDL** | **Conc** | **Q** | **RL** | **MDL** | **Conc** | **Q** | **RL** | **MDL** | **Conc** | **Q** | **RL** | **MDL** | **Conc** | **Q** | **RL** | **MDL** | **Conc** | **Q** | **RL** | **MDL** |
| p/m-Xylene | 179601-23-1 | 5 | ND | | 2.5 | 0.7 | ND | | 2.5 | 0.7 | ND | | 2.5 | 0.7 | ND | | 2.5 | 0.7 | ND | | 2.5 | 0.7 | ND | | 2.5 | 0.7 |
| sec-Butylbenzene | 135-98-8 | 5 | ND | | 2.5 | 0.7 | ND | | 2.5 | 0.7 | ND | | 2.5 | 0.7 | ND | | 2.5 | 0.7 | ND | | 2.5 | 0.7 | ND | | 2.5 | 0.7 |
| Styrene | 100-42-5 | 5 | ND | | 2.5 | 0.7 | ND | | 2.5 | 0.7 | ND | | 2.5 | 0.7 | ND | | 2.5 | 0.7 | ND | | 2.5 | 0.7 | ND | | 2.5 | 0.7 |
| tert-Butylbenzene | 98-06-6 | 5 | ND | | 2.5 | 0.7 | ND | | 2.5 | 0.7 | ND | | 2.5 | 0.7 | ND | | 2.5 | 0.7 | ND | | 2.5 | 0.7 | ND | | 2.5 | 0.7 |
| Tetrachloroethene | 127-18-4 | 5 | ND | | 0.5 | 0.18 | ND | | 0.5 | 0.18 | ND | | 0.5 | 0.18 | ND | | 0.5 | 0.18 | ND | | 0.5 | 0.18 | ND | | 0.5 | 0.18 |
| Toluene | 108-88-3 | 5 | ND | | 2.5 | 0.7 | ND | | 2.5 | 0.7 | ND | | 2.5 | 0.7 | ND | | 2.5 | 0.7 | ND | | 2.5 | 0.7 | ND | | 2.5 | 0.7 |
| trans-1,2-Dichloroethene | 156-60-5 | 5 | ND | | 2.5 | 0.7 | ND | | 2.5 | 0.7 | ND | | 2.5 | 0.7 | ND | | 2.5 | 0.7 | ND | | 2.5 | 0.7 | ND | | 2.5 | 0.7 |
| trans-1,3-Dichloropropene | 10061-02-6 | 0.4 | ND | | 0.5 | 0.16 | ND | | 0.5 | 0.16 | ND | | 0.5 | 0.16 | ND | | 0.5 | 0.16 | ND | | 0.5 | 0.16 | ND | | 0.5 | 0.16 |
| trans-1,4-Dichloro-2-butene | 110-57-6 | 5 | ND | | 2.5 | 0.7 | ND | | 2.5 | 0.7 | ND | | 2.5 | 0.7 | ND | | 2.5 | 0.7 | ND | | 2.5 | 0.7 | ND | | 2.5 | 0.7 |
| Trichloroethene | 79-01-6 | 5 | ND | | 0.5 | 0.18 | ND | | 0.5 | 0.18 | ND | | 0.5 | 0.18 | ND | | 0.5 | 0.18 | ND | | 0.5 | 0.18 | ND | | 0.5 | 0.18 |
| Trichlorofluoromethane | 75-69-4 | 5 | ND | | 2.5 | 0.7 | ND | | 2.5 | 0.7 | ND | | 2.5 | 0.7 | ND | | 2.5 | 0.7 | ND | | 2.5 | 0.7 | ND | | 2.5 | 0.7 |
| Vinyl acetate | 108-05-4 | | ND | | 5 | 1 | ND | | 5 | 1 | ND | | 5 | 1 | ND | | 5 | 1 | ND | | 5 | 1 | ND | | 5 | 1 |
| Vinyl chloride | 75-01-4 | 2 | ND | | 1 | 0.07 | ND | | 1 | 0.07 | ND | | 1 | 0.07 | ND | | 1 | 0.07 | ND | | 1 | 0.07 | ND | | 1 | 0.07 |
| Xylenes, Total | 1330-20-7 | | ND | | 2.5 | 0.7 | ND | | 2.5 | 0.7 | ND | | 2.5 | 0.7 | ND | | 2.5 | 0.7 | ND | | 2.5 | 0.7 | ND | | 2.5 | 0.7 |
| Total VOCs | | | - | - | - | - | - | - | - | - | 2.8 | - | - | - | - | - | - | - | - | - | - | - | 29.86 | - | - | - |
| **VOLATILE ORGANICS BY GC/MS-TIC** | | | | | | | | | | | | | | | | | | | | | | | | | | |
| No Tentatively Identified Compounds | | | - | | - | - | - | | - | - | ND | | 0 | 0 | - | - | - | - | - | - | - | - | - | - | - | - |
| Sulfur Dioxide | 007446-09-5 | | 1.59 | NJ | 0 | 0 | - | | - | - | - | - | - | - | - | - | - | - | - | - | - | - | - | - | - | - |
| Unknown | | | - | | - | - | 1.45 | J | 0 | 0 | - | | - | - | 1.04 | J | 0 | 0 | 2.43 | J | 0 | 0 | - | - | - | - |
| Unknown | | | - | | - | - | - | | - | - | - | | - | - | - | | - | - | - | | - | - | 1.92 | J | 0 | 0 |
| Unknown | | | - | | - | - | - | | - | - | - | | - | - | - | | - | - | - | | - | - | 1.36 | J | 0 | 0 |
| Unknown | | | - | | - | - | - | | - | - | - | | - | - | - | | - | - | - | | - | - | 4.42 | J | 0 | 0 |
| Unknown Naphthalene | | | - | | - | - | - | | - | - | - | | - | - | 1.37 | J | 0 | 0 | - | - | - | - | - | - | - | - |
| Total TIC Compounds | | | 1.59 | J | 0 | 0 | 1.45 | J | 0 | 0 | - | | - | - | 2.41 | J | 0 | 0 | 2.43 | J | 0 | 0 | 7.7 | J | 0 | 0 |
| **1,4 DIOXANE BY 8270E-SIM** | | | | | | | | | | | | | | | | | | | | | | | | | | |
| 1,4-Dioxane | 123-91-1 | | ND | | 0.139 | 0.0314 | ND | | 0.134 | 0.0303 | ND | | 0.139 | 0.0314 | ND | | 1.34 | 0.303 | ND | | 0.136 | 0.0308 | ND | | 1.44 | 0.326 |
| **POLYCHLORINATED BIPHENYLS BY GC (ng/l)** | | | | | | | | | | | | | | | | | | | | | | | | | | |
| 1H,1H,2H,2H-Perfluorodecanesulfonic Acid (8:2FTS) | 39108-34-4 | | ND | | 6.32 | 2.46 | ND | | 6.1 | 2.37 | ND | | 6.82 | 2.65 | ND | | 14.7 | 5.72 | ND | | 6.24 | 2.43 | ND | | 22.1 | 8.6 |
| 1H,1H,2H,2H-Perfluorooctanesulfonic Acid (6:2FTS) | 27619-97-2 | | ND | | 6.32 | 2.13 | ND | | 6.1 | 2.06 | ND | | 6.82 | 2.3 | ND | | 14.7 | 4.97 | ND | | 6.24 | 2.11 | ND | | 22.1 | 7.47 |
| N-Ethyl Perfluorooctanesulfonamidoacetic Acid (NEtFOSAA) | 2991-50-6 | | ND | | 1.58 | 0.854 | ND | | 1.53 | 0.824 | ND | | 1.71 | 0.921 | ND | | 3.68 | 1.99 | ND | | 1.56 | 0.843 | ND | | 5.53 | 2.99 |
| N-Methyl Perfluorooctanesulfonamidoacetic Acid (NMeFOSAA) | 2355-31-9 | | ND | | 1.58 | 0.862 | ND | | 1.53 | 0.832 | ND | | 1.71 | 0.93 | ND | | 3.68 | 2 | ND | | 1.56 | 0.85 | ND | | 5.53 | 3.02 |
| Perfluorobutanesulfonic Acid (PFBS) | 375-73-5 | | 6.32 | | 1.58 | 0.53 | 5.5 | | 1.53 | 0.511 | 6.23 | | 1.71 | 0.572 | 24.6 | | 3.68 | 1.23 | 26.4 | | 1.56 | 0.523 | 33.8 | F | 5.53 | 1.85 |
| Perfluorobutanoic Acid (PFBA) | 375-22-4 | | 10.6 | | 6.32 | 1.01 | 9.84 | | 6.1 | 0.977 | 9.64 | | 6.82 | 1.09 | 45.8 | | 14.7 | 2.36 | 28.8 | | 6.24 | 0.999 | 22.7 | | 22.1 | 3.54 |
| Perfluorodecanesulfonic Acid (PFDS) | 335-77-3 | | ND | | 1.58 | 0.364 | ND | | 1.53 | 0.351 | ND | | 1.71 | 0.392 | ND | | 3.68 | 0.846 | ND | | 1.56 | 0.359 | ND | | 5.53 | 1.27 |
| Perfluorodecanoic Acid (PFDA) | 335-76-2 | | ND | | 1.58 | 0.64 | ND | | 1.53 | 0.618 | ND | | 1.71 | 0.691 | ND | | 3.68 | 1.49 | 1.01 | J | 1.56 | 0.632 | 8.02 | | 5.53 | 2.24 |
| Perfluorododecanoic Acid (PFDoA) | 307-55-1 | | ND | | 1.58 | 0.727 | ND | | 1.53 | 0.702 | ND | | 1.71 | 0.785 | ND | | 3.68 | 1.69 | ND | | 1.56 | 0.718 | ND | | 5.53 | 2.54 |
| Perfluoroheptanesulfonic Acid (PFHpS) | 375-92-8 | | ND | | 1.58 | 0.427 | ND | | 1.53 | 0.412 | ND | | 1.71 | 0.461 | ND | | 3.68 | 0.994 | ND | | 1.56 | 0.421 | ND | | 5.53 | 1.49 |
| Perfluoroheptanoic Acid (PFHpA) | 375-85-9 | | 6.72 | | 1.58 | 0.316 | 6.64 | | 1.53 | 0.305 | 7.25 | | 1.71 | 0.341 | 39 | | 3.68 | 0.736 | 14.7 | | 1.56 | 0.312 | 11.6 | | 5.53 | 1.11 |
| Perfluorohexanesulfonic Acid (PFHxS) | 355-46-4 | | 1.42 | J | 1.58 | 0.379 | 1.45 | J | 1.53 | 0.366 | 1.96 | | 1.71 | 0.409 | 4.78 | | 3.68 | 0.883 | 2.58 | | 1.56 | 0.374 | ND | | 5.53 | 1.33 |
| Perfluorohexanoic Acid (PFHxA) | 307-24-4 | | 12.2 | | 1.58 | 0.466 | 8.32 | | 1.53 | 0.45 | 11.4 | | 1.71 | 0.503 | 75.2 | | 3.68 | 1.08 | 27.5 | | 1.56 | 0.46 | 19.9 | | 5.53 | 1.63 |
| Perfluorononanoic Acid (PFNA) | 375-95-1 | | 3.64 | | 1.58 | 0.498 | 3.28 | | 1.53 | 0.481 | 6.99 | | 1.71 | 0.537 | 7.36 | | 3.68 | 1.16 | 4.68 | | 1.56 | 0.492 | 8.85 | | 5.53 | 1.74 |
| Perfluorooctanesulfonamide (PFOSA) | 754-91-6 | | ND | | 1.58 | 0.427 | ND | | 1.53 | 0.412 | ND | | 1.71 | 0.461 | ND | | 3.68 | 0.994 | ND | | 1.56 | 0.421 | ND | | 5.53 | 1.49 |
| Perfluorooctanesulfonic Acid (PFOS) | 1763-23-1 | 10 | 5.85 | | 1.58 | 0.719 | 5.72 | | 1.53 | 0.694 | 34.3 | | 1.71 | 0.776 | 22.4 | | 3.68 | 1.67 | 14.8 | | 1.56 | 0.71 | 47.3 | | 5.53 | 2.52 |
| Perfluorooctanoic Acid (PFOA) | 335-67-1 | 10 | 21.7 | | 1.58 | 0.688 | 23.6 | | 1.53 | 0.664 | 31.9 | | 1.71 | 0.742 | 89 | | 3.68 | 1.6 | 31 | | 1.56 | 0.679 | 32.9 | | 5.53 | 2.41 |
| Perfluoropentanoic Acid (PFPeA) | 2706-90-3 | | 12.6 | | 3.16 | 0.846 | 11.7 | | 3.05 | 0.817 | 11.8 | | 3.41 | 0.913 | 111 | | 7.36 | 1.97 | 43.8 | | 3.12 | 0.835 | 20.2 | | 11.1 | 2.96 |
| Perfluorotetradecanoic Acid (PFTeDA) | 376-06-7 | | ND | | 1.58 | 0.419 | ND | | 1.53 | 0.404 | ND | | 1.71 | 0.452 | ND | | 3.68 | 0.975 | ND | | 1.56 | 0.414 | ND | | 5.53 | 1.47 |
| Perfluorotridecanoic Acid (PFTrDA) | 72629-94-8 | | ND | | 1.58 | 0.593 | ND | | 1.53 | 0.572 | ND | | 1.71 | 0.64 | ND | | 3.68 | 1.38 | ND | | 1.56 | 0.585 | ND | | 5.53 | 2.07 |
| Perfluoroundecanoic Acid (PFUnA) | 2058-94-8 | | ND | | 1.58 | 0.688 | ND | | 1.53 | 0.664 | ND | | 1.71 | 0.742 | ND | | 3.68 | 1.6 | ND | | 1.56 | 0.679 | 3.87 | J | 5.53 | 2.41 |
| PFOA/PFOS, Total | | | 27.6 | | 1.58 | 0.688 | 29.3 | | 1.53 | 0.664 | 66.2 | | 1.71 | 0.742 | 111 | | 3.68 | 1.6 | 45.8 | | 1.56 | 0.679 | 80.2 | | 5.53 | 2.41 |
| **SEMIVOLATILE ORGANICS BY GC/MS** | | | | | | | | | | | | | | | | | | | | | | | | | | |
| 1,2,4,5-Tetrachlorobenzene | 95-94-3 | 5 | ND | | 10 | 0.44 | ND | | 10 | 0.44 | ND | | 10 | 0.44 | ND | | 10 | 0.44 | ND | | 10 | 0.44 | ND | | 10 | 0.44 |
| 1,2,4-Trichlorobenzene | 120-82-1 | 5 | ND | | 5 | 0.5 | ND | | 5 | 0.5 | ND | | 5 | 0.5 | ND | | 5 | 0.5 | ND | | 5 | 0.5 | ND | | 5 | 0.5 |
| 1,2-Dichlorobenzene | 95-50-1 | 3 | ND | | 2 | 0.45 | ND | | 2 | 0.45 | ND | | 2 | 0.45 | ND | | 2 | 0.45 | ND | | 2 | 0.45 | ND | | 2 | 0.45 |
| 1,3-Dichlorobenzene | 541-73-1 | 3 | ND | | 2 | 0.4 | ND | | 2 | 0.4 | ND | | 2 | 0.4 | ND | | 2 | 0.4 | ND | | 2 | 0.4 | ND | | 2 | 0.4 |
| 1,4-Dichlorobenzene | 106-46-7 | 3 | ND | | 2 | 0.43 | ND | | 2 | 0.43 | ND | | 2 | 0.43 | ND | | 2 | 0.43 | ND | | 2 | 0.43 | ND | | 2 | 0.43 |
| 2,4,5-Trichlorophenol | 95-95-4 | | ND | | 5 | 0.77 | ND | | 5 | 0.77 | ND | | 5 | 0.77 | ND | | 5 | 0.77 | ND | | 5 | 0.77 | ND | | 5 | 0.77 |
| 2,4,6-Trichlorophenol | 88-06-2 | | ND | | 5 | 0.61 | ND | | 5 | 0.61 | ND | | 5 | 0.61 | ND | | 5 | 0.61 | ND | | 5 | 0.61 | ND | | 5 | 0.61 |
| 2,4-Dichlorophenol | 120-83-2 | 1 | ND | | 5 | 0.41 | ND | | 5 | 0.41 | ND | | 5 | 0.41 | ND | | 5 | 0.41 | ND | | 5 | 0.41 | ND | | 5 | 0.41 |
| 2,4-Dimethylphenol | 105-67-9 | 50 | ND | | 5 | 1.8 | ND | | 5 | 1.8 | ND | | 5 | 1.8 | ND | | 5 | 1.8 | ND | | 5 | 1.8 | ND | | 5 | 1.8 |
| 2,4-Dinitrophenol | 51-28-5 | 10 | ND | | 20 | 6.6 | ND | | 20 | 6.6 | ND | | 20 | 6.6 | ND | | 20 | 6.6 | ND | | 20 | 6.6 | ND | | 20 | 6.6 |
| 2,4-Dinitrotoluene | 121-14-2 | 5 | ND | | 5 | 1.2 | ND | | 5 | 1.2 | ND | | 5 | 1.2 | ND | | 5 | 1.2 | ND | | 5 | 1.2 | ND | | 5 | 1.2 |
| 2,6-Dinitrotoluene | 606-20-2 | 5 | ND | | 5 | 0.93 | ND | | 5 | 0.93 | ND | | 5 | 0.93 | ND | | 5 | 0.93 | ND | | 5 | 0.93 | ND | | 5 | 0.93 |

**Table 3.2 - Groundwater Analytical Results**
**128-158 North Main Street**
**Portchester, New York**
**SESI Project # 12814**

| | | TEMPORARY WELL ID: | TWP-201 | | | | | | | | TWP-202 | | | | TWP-203 | | | | TWP-205 | | | | TWP-206 | | | |
|---|---|---|---|---|---|---|---|---|---|---|---|---|---|---|---|---|---|---|---|---|---|---|---|---|---|---|
| | | SAMPLE ID: | TWP-201 | | | | DUP-GW-20230125 | | | | TWP-202 | | | | TWP-203 | | | | TWP-205 | | | | TWP-206 | | | |
| | | LAB ID: | L2304287-01 | | | | L2304287-02 | | | | L2304831-04 | | | | L2304629-01 | | | | L2305048-09 | | | | L2305237-02 | | | |
| | | COLLECTION DATE: | 1/25/2023 | | | | 1/25/2023 | | | | 1/27/2023 | | | | 1/26/2023 | | | | 1/30/2023 | | | | 1/31/2023 | | | |
| | | WELL SCREEN INTERVAL (FT BTWC): | 5-15 | | | | 5-15 | | | | 5-15 | | | | 5-15 | | | | 5-15 | | | | 5-12 | | | |
| | | SAMPLE MATRIX: | WATER | | | | WATER | | | | WATER | | | | WATER | | | | WATER | | | | WATER | | | |
| **ANALYTE** | **CAS** | **NYSDEC AWQS** | **Conc** | **Q** | **RL** | **MDL** | **Conc** | **Q** | **RL** | **MDL** | **Conc** | **Q** | **RL** | **MDL** | **Conc** | **Q** | **RL** | **MDL** | **Conc** | **Q** | **RL** | **MDL** | **Conc** | **Q** | **RL** | **MDL** |
| 2-Chlorophenol | 95-57-8 | | ND | | 2 | 0.48 | ND | | 2 | 0.48 | ND | | 2 | 0.48 | ND | | 2 | 0.48 | ND | | 2 | 0.48 | ND | | 2 | 0.48 |
| 2-Methylphenol | 95-48-7 | | ND | | 5 | 0.49 | ND | | 5 | 0.49 | ND | | 5 | 0.49 | ND | | 5 | 0.49 | ND | | 5 | 0.49 | ND | | 5 | 0.49 |
| 2-Nitroaniline | 88-74-4 | 5 | ND | | 5 | 0.5 | ND | | 5 | 0.5 | ND | | 5 | 0.5 | ND | | 5 | 0.5 | ND | | 5 | 0.5 | ND | | 5 | 0.5 |
| 2-Nitrophenol | 88-75-5 | | ND | | 10 | 0.85 | ND | | 10 | 0.85 | ND | | 10 | 0.85 | ND | | 10 | 0.85 | ND | | 10 | 0.85 | ND | | 10 | 0.85 |
| 3,3'-Dichlorobenzidine | 91-94-1 | 5 | ND | | 5 | 1.6 | ND | | 5 | 1.6 | ND | | 5 | 1.6 | ND | | 5 | 1.6 | ND | | 5 | 1.6 | ND | | 5 | 1.6 |
| 3-Methylphenol/4-Methylphenol | 108-39-4/106-44-5 | | ND | | 5 | 0.48 | ND | | 5 | 0.48 | ND | | 5 | 0.48 | ND | | 5 | 0.48 | ND | | 5 | 0.48 | ND | | 5 | 0.48 |
| 3-Nitroaniline | 99-09-2 | 5 | ND | | 5 | 0.81 | ND | | 5 | 0.81 | ND | | 5 | 0.81 | ND | | 5 | 0.81 | ND | | 5 | 0.81 | ND | | 5 | 0.81 |
| 4,6-Dinitro-o-cresol | 534-52-1 | | ND | | 10 | 1.8 | ND | | 10 | 1.8 | ND | | 10 | 1.8 | ND | | 10 | 1.8 | ND | | 10 | 1.8 | ND | | 10 | 1.8 |
| 4-Bromophenyl phenyl ether | 101-55-3 | | ND | | 2 | 0.38 | ND | | 2 | 0.38 | ND | | 2 | 0.38 | ND | | 2 | 0.38 | ND | | 2 | 0.38 | ND | | 2 | 0.38 |
| 4-Chloroaniline | 106-47-8 | 5 | ND | | 5 | 1.1 | ND | | 5 | 1.1 | ND | | 5 | 1.1 | ND | | 5 | 1.1 | ND | | 5 | 1.1 | ND | | 5 | 1.1 |
| 4-Chlorophenyl phenyl ether | 7005-72-3 | | ND | | 2 | 0.49 | ND | | 2 | 0.49 | ND | | 2 | 0.49 | ND | | 2 | 0.49 | ND | | 2 | 0.49 | ND | | 2 | 0.49 |
| 4-Nitroaniline | 100-01-6 | 5 | ND | | 5 | 0.8 | ND | | 5 | 0.8 | ND | | 5 | 0.8 | ND | | 5 | 0.8 | ND | | 5 | 0.8 | ND | | 5 | 0.8 |
| 4-Nitrophenol | 100-02-7 | | ND | | 10 | 0.67 | ND | | 10 | 0.67 | ND | | 10 | 0.67 | ND | | 10 | 0.67 | ND | | 10 | 0.67 | ND | | 10 | 0.67 |
| Acetophenone | 98-86-2 | | ND | | 5 | 0.53 | ND | | 5 | 0.53 | ND | | 5 | 0.53 | ND | | 5 | 0.53 | ND | | 5 | 0.53 | ND | | 5 | 0.53 |
| Benzoic Acid | 65-85-0 | | ND | | 50 | 2.6 | ND | | 50 | 2.6 | ND | | 50 | 2.6 | 8.6 | J | 50 | 2.6 | ND | | 50 | 2.6 | 8.5 | J | 50 | 2.6 |
| Benzyl Alcohol | 100-51-6 | | ND | | 2 | 0.59 | ND | | 2 | 0.59 | 4.2 | | 2 | 0.59 | ND | | 2 | 0.59 | ND | | 2 | 0.59 | ND | | 2 | 0.59 |
| Biphenyl | 92-52-4 | | ND | | 2 | 0.46 | ND | | 2 | 0.46 | ND | | 2 | 0.46 | ND | | 2 | 0.46 | ND | | 2 | 0.46 | ND | | 2 | 0.46 |
| Bis(2-chloroethoxy)methane | 111-91-1 | 5 | ND | | 5 | 0.5 | ND | | 5 | 0.5 | ND | | 5 | 0.5 | ND | | 5 | 0.5 | ND | | 5 | 0.5 | ND | | 5 | 0.5 |
| Bis(2-chloroethyl)ether | 111-44-4 | 1 | ND | | 2 | 0.5 | ND | | 2 | 0.5 | ND | | 2 | 0.5 | ND | | 2 | 0.5 | ND | | 2 | 0.5 | ND | | 2 | 0.5 |
| Bis(2-chloroisopropyl)ether | 108-60-1 | 5 | ND | | 2 | 0.53 | ND | | 2 | 0.53 | ND | | 2 | 0.53 | ND | | 2 | 0.53 | ND | | 2 | 0.53 | ND | | 2 | 0.53 |
| Bis(2-ethylhexyl)phthalate | 117-81-7 | 5 | ND | | 3 | 1.5 | ND | | 3 | 1.5 | ND | | 3 | 1.5 | ND | | 3 | 1.5 | ND | | 3 | 1.5 | 12 | | 3 | 1.5 |
| Butyl benzyl phthalate | 85-68-7 | 50 | ND | | 5 | 1.2 | ND | | 5 | 1.2 | 2.6 | J | 5 | 1.2 | ND | | 5 | 1.2 | ND | | 5 | 1.2 | ND | | 5 | 1.2 |
| Carbazole | 86-74-8 | | ND | | 2 | 0.49 | ND | | 2 | 0.49 | ND | | 2 | 0.49 | ND | | 2 | 0.49 | ND | | 2 | 0.49 | ND | | 2 | 0.49 |
| Di-n-butylphthalate | 84-74-2 | 50 | ND | | 5 | 0.39 | ND | | 5 | 0.39 | ND | | 5 | 0.39 | ND | | 5 | 0.39 | 0.85 | J | 5 | 0.39 | 0.95 | J | 5 | 0.39 |
| Di-n-octylphthalate | 117-84-0 | 50 | ND | | 5 | 1.3 | ND | | 5 | 1.3 | ND | | 5 | 1.3 | ND | | 5 | 1.3 | ND | | 5 | 1.3 | ND | | 5 | 1.3 |
| Dibenzofuran | 132-64-9 | | ND | | 2 | 0.5 | ND | | 2 | 0.5 | ND | | 2 | 0.5 | ND | | 2 | 0.5 | ND | | 2 | 0.5 | ND | | 2 | 0.5 |
| Diethyl phthalate | 84-66-2 | 50 | ND | | 5 | 0.38 | ND | | 5 | 0.38 | ND | | 5 | 0.38 | ND | | 5 | 0.38 | ND | | 5 | 0.38 | ND | | 5 | 0.38 |
| Dimethyl phthalate | 131-11-3 | 50 | ND | | 5 | 1.8 | ND | | 5 | 1.8 | ND | | 5 | 1.8 | ND | | 5 | 1.8 | ND | | 5 | 1.8 | ND | | 5 | 1.8 |
| Hexachlorocyclopentadiene | 77-47-4 | 5 | ND | | 20 | 0.69 | ND | | 20 | 0.69 | ND | | 20 | 0.69 | ND | | 20 | 0.69 | ND | | 20 | 0.69 | ND | | 20 | 0.69 |
| Isophorone | 78-59-1 | 50 | ND | | 5 | 1.2 | ND | | 5 | 1.2 | ND | | 5 | 1.2 | ND | | 5 | 1.2 | ND | | 5 | 1.2 | ND | | 5 | 1.2 |
| n-Nitrosodi-n-propylamine | 621-64-7 | | ND | | 5 | 0.64 | ND | | 5 | 0.64 | ND | | 5 | 0.64 | ND | | 5 | 0.64 | ND | | 5 | 0.64 | ND | | 5 | 0.64 |
| NDPA/DPA | 86-30-6 | 50 | ND | | 2 | 0.42 | ND | | 2 | 0.42 | ND | | 2 | 0.42 | ND | | 2 | 0.42 | ND | | 2 | 0.42 | ND | | 2 | 0.42 |
| Nitrobenzene | 98-95-3 | 0.4 | ND | | 2 | 0.77 | ND | | 2 | 0.77 | ND | | 2 | 0.77 | ND | | 2 | 0.77 | ND | | 2 | 0.77 | ND | | 2 | 0.77 |
| p-Chloro-m-cresol | 59-50-7 | | ND | | 2 | 0.35 | ND | | 2 | 0.35 | ND | | 2 | 0.35 | ND | | 2 | 0.35 | ND | | 2 | 0.35 | ND | | 2 | 0.35 |
| Phenol | 108-95-2 | 1 | ND | | 5 | 0.57 | ND | | 5 | 0.57 | ND | | 5 | 0.57 | ND | | 5 | 0.57 | ND | | 5 | 0.57 | ND | | 5 | 0.57 |
| Total SVOCs | | | - | - | - | - | - | - | - | - | 6.8 | - | - | - | 8.6 | - | - | - | 0.85 | - | - | - | 21.45 | - | - | - |
| **SEMIVOLATILE ORGANICS BY GC/MS-SIM** | | | | | | | | | | | | | | | | | | | | | | | | | | |
| 2-Chloronaphthalene | 91-58-7 | 10 | ND | | 0.2 | 0.02 | ND | | 0.2 | 0.02 | ND | | 0.2 | 0.02 | 0.48 | J | 1 | 0.09 | ND | | 0.2 | 0.02 | ND | | 0.2 | 0.02 |
| 2-Methylnaphthalene | 91-57-6 | | ND | | 0.1 | 0.02 | ND | | 0.1 | 0.02 | ND | | 0.1 | 0.02 | ND | | 0.5 | 0.11 | 0.08 | J | 0.1 | 0.02 | 0.05 | J | 0.1 | 0.02 |
| Acenaphthene | 83-32-9 | 20 | ND | | 0.1 | 0.01 | ND | | 0.1 | 0.01 | ND | | 0.1 | 0.01 | 0.11 | J | 0.5 | 0.07 | ND | | 0.1 | 0.01 | ND | | 0.1 | 0.01 |
| Acenaphthylene | 208-96-8 | | ND | | 0.1 | 0.01 | ND | | 0.1 | 0.01 | ND | | 0.1 | 0.01 | ND | | 0.5 | 0.06 | ND | | 0.1 | 0.01 | ND | | 0.1 | 0.01 |
| Anthracene | 120-12-7 | 50 | 0.07 | J | 0.1 | 0.01 | 0.06 | J | 0.1 | 0.01 | 0.02 | J | 0.1 | 0.01 | ND | | 0.5 | 0.07 | 0.11 | | 0.1 | 0.01 | 0.15 | | 0.1 | 0.01 |
| Benzo(a)anthracene | 56-55-3 | 0.002 | 0.06 | J | 0.1 | 0.02 | 0.04 | J | 0.1 | 0.02 | ND | | 0.1 | 0.02 | 2.1 | | 0.5 | 0.1 | 0.1 | | 0.1 | 0.02 | 1.8 | | 0.1 | 0.02 |
| Benzo(a)pyrene | 50-32-8 | 0.002 | 0.04 | J | 0.1 | 0.02 | 0.03 | J | 0.1 | 0.02 | ND | | 0.1 | 0.02 | 2.6 | | 0.5 | 0.08 | 0.12 | | 0.1 | 0.02 | 2.6 | | 0.1 | 0.02 |
| Benzo(b)fluoranthene | 205-99-2 | 0.002 | 0.05 | J | 0.1 | 0.01 | 0.03 | J | 0.1 | 0.01 | ND | | 0.1 | 0.01 | ND | | 0.5 | 0.06 | 0.24 | | 0.1 | 0.01 | 5.5 | | 0.1 | 0.01 |
| Benzo(ghi)perylene | 191-24-2 | | 0.04 | J | 0.1 | 0.01 | 0.02 | J | 0.1 | 0.01 | ND | | 0.1 | 0.01 | 20 | | 0.5 | 0.07 | 0.55 | | 0.1 | 0.01 | 2.8 | | 0.1 | 0.01 |
| Benzo(k)fluoranthene | 207-08-9 | 0.002 | 0.02 | J | 0.1 | 0.01 | 0.01 | J | 0.1 | 0.01 | ND | | 0.1 | 0.01 | ND | | 0.5 | 0.04 | 0.06 | J | 0.1 | 0.01 | 1.4 | | 0.1 | 0.01 |
| Chrysene | 218-01-9 | 0.002 | 0.04 | J | 0.1 | 0.01 | 0.02 | J | 0.1 | 0.01 | ND | | 0.1 | 0.01 | 5.6 | | 0.5 | 0.06 | 0.22 | | 0.1 | 0.01 | 3.6 | | 0.1 | 0.01 |
| Dibenzo(a,h)anthracene | 53-70-3 | | ND | | 0.1 | 0.01 | ND | | 0.1 | 0.01 | ND | | 0.1 | 0.01 | ND | | 0.5 | 0.06 | 0.04 | J | 0.1 | 0.01 | 0.6 | | 0.1 | 0.01 |
| Fluoranthene | 206-44-0 | 50 | 0.07 | J | 0.1 | 0.02 | 0.05 | J | 0.1 | 0.02 | ND | | 0.1 | 0.02 | 1.8 | | 0.5 | 0.1 | 0.17 | | 0.1 | 0.02 | 4.6 | | 0.1 | 0.02 |
| Fluorene | 86-73-7 | 50 | ND | | 0.1 | 0.01 | ND | | 0.1 | 0.01 | ND | | 0.1 | 0.01 | ND | | 0.5 | 0.07 | ND | | 0.1 | 0.01 | 0.05 | J | 0.1 | 0.01 |
| Hexachlorobenzene | 118-74-1 | 0.04 | ND | | 0.8 | 0.01 | ND | | 0.8 | 0.01 | ND | | 0.8 | 0.01 | ND | | 4 | 0.05 | ND | | 0.8 | 0.01 | ND | | 0.8 | 0.01 |
| Hexachlorobutadiene | 87-68-3 | 0.5 | ND | | 0.5 | 0.05 | ND | | 0.5 | 0.05 | ND | | 0.5 | 0.05 | ND | | 2.5 | 0.23 | ND | | 0.5 | 0.05 | ND | | 0.5 | 0.05 |
| Hexachloroethane | 67-72-1 | 5 | ND | | 0.8 | 0.06 | ND | | 0.8 | 0.06 | ND | | 0.8 | 0.06 | ND | | 4 | 0.32 | ND | | 0.8 | 0.06 | ND | | 0.8 | 0.06 |
| Indeno(1,2,3-cd)pyrene | 193-39-5 | 0.002 | 0.04 | J | 0.1 | 0.01 | 0.02 | J | 0.1 | 0.01 | ND | | 0.1 | 0.01 | 1.7 | | 0.5 | 0.06 | 0.18 | | 0.1 | 0.01 | 2.9 | | 0.1 | 0.01 |
| Naphthalene | 91-20-3 | 10 | ND | | 0.1 | 0.05 | ND | | 0.1 | 0.05 | ND | | 0.1 | 0.05 | ND | | 0.5 | 0.24 | ND | | 0.1 | 0.05 | 0.06 | J | 0.1 | 0.05 |
| Pentachlorophenol | 87-86-5 | 1 | ND | | 0.8 | 0.01 | ND | | 0.8 | 0.01 | ND | | 0.8 | 0.01 | ND | | 4 | 0.07 | ND | | 0.8 | 0.01 | 0.29 | J | 0.8 | 0.01 |
| Phenanthrene | 85-01-8 | 50 | 0.06 | J | 0.1 | 0.02 | 0.06 | J | 0.1 | 0.02 | ND | | 0.1 | 0.02 | ND | | 0.5 | 0.12 | 0.06 | J | 0.1 | 0.02 | 0.96 | | 0.1 | 0.02 |
| Pyrene | 129-00-0 | 50 | 0.07 | J | 0.1 | 0.02 | 0.05 | J | 0.1 | 0.02 | ND | | 0.1 | 0.02 | 21 | | 0.5 | 0.1 | 0.32 | | 0.1 | 0.02 | 3.6 | | 0.1 | 0.02 |
| Total SVOCs | | | 0.56 | - | - | - | 0.39 | - | - | - | 0.02 | - | - | - | 55.39 | - | - | - | 2.25 | - | - | - | 30.96 | - | - | - |
| **SEMIVOLATILE ORGANICS BY GC/MS-TIC** | | | | | | | | | | | | | | | | | | | | | | | | | | |
| Benzoic Acid | 000065-85-0 | | - | | - | - | - | | - | - | - | | - | - | - | | - | - | 2 | NJ | 0 | 0 | - | - | - | - |
| Unknown | | | - | | - | - | - | | - | - | - | | - | - | 7.13 | J | 0 | 0 | - | - | - | - | - | - | - | - |

**Table 3.2 - Groundwater Analytical Results**
**128-158 North Main Street**
**Portchester, New York**
**SESI Project # 12814**

| | | TEMPORARY WELL ID: | TWP-201 | | | | | | | | TWP-202 | | | | TWP-203 | | | | TWP-205 | | | | TWP-206 | | | |
|---|---|---|---|---|---|---|---|---|---|---|---|---|---|---|---|---|---|---|---|---|---|---|---|---|---|---|
| | | SAMPLE ID: | TWP-201 | | | | DUP-GW-20230125 | | | | TWP-202 | | | | TWP-203 | | | | TWP-205 | | | | TWP-206 | | | |
| | | LAB ID: | L2304287-01 | | | | L2304287-02 | | | | L2304831-04 | | | | L2304629-01 | | | | L2305048-09 | | | | L2305237-02 | | | |
| | | COLLECTION DATE: | 1/25/2023 | | | | 1/25/2023 | | | | 1/27/2023 | | | | 1/26/2023 | | | | 1/30/2023 | | | | 1/31/2023 | | | |
| | | WELL SCREEN INTERVAL (FT BTWC): | 5-15 | | | | 5-15 | | | | 5-15 | | | | 5-15 | | | | 5-15 | | | | 5-12 | | | |
| | | SAMPLE MATRIX: | WATER | | | | WATER | | | | WATER | | | | WATER | | | | WATER | | | | WATER | | | |
| **ANALYTE** | **CAS** | **NYSDEC AWQS** | **Conc** | **Q** | **RL** | **MDL** | **Conc** | **Q** | **RL** | **MDL** | **Conc** | **Q** | **RL** | **MDL** | **Conc** | **Q** | **RL** | **MDL** | **Conc** | **Q** | **RL** | **MDL** | **Conc** | **Q** | **RL** | **MDL** |
| Unknown | | | - | | - | - | - | | - | - | - | | - | - | 11.8 | J | 0 | 0 | - | - | - | - | - | - | - | - |
| Unknown | | | 3.24 | J | 0 | 0 | - | | - | - | - | | - | - | 5.82 | J | 0 | 0 | - | - | - | - | - | - | - | - |
| Unknown | | | 2.33 | J | 0 | 0 | 2.04 | J | 0 | 0 | - | | - | - | 5.89 | J | 0 | 0 | - | - | - | - | - | - | - | - |
| Unknown | | | 2.84 | J | 0 | 0 | 2.91 | JB | 0 | 0 | 1.85 | J | 0 | 0 | 4.91 | J | 0 | 0 | - | - | - | - | - | - | - | - |
| Unknown | | | 1.82 | J | 0 | 0 | 2.91 | J | 0 | 0 | 2.33 | J | 0 | 0 | 4.69 | J | 0 | 0 | - | | - | - | 10.6 | J | 0 | 0 |
| Unknown | | | 3.67 | JB | 0 | 0 | 1.49 | J | 0 | 0 | 1.56 | J | 0 | 0 | 6.87 | J | 0 | 0 | - | | - | - | 13.4 | J | 0 | 0 |
| Unknown | | | 3.13 | J | 0 | 0 | 5.67 | J | 0 | 0 | 2.51 | J | 0 | 0 | 9.53 | J | 0 | 0 | 1.89 | J | 0 | 0 | 7.38 | J | 0 | 0 |
| Unknown | | | 12.8 | JB | 0 | 0 | 11.8 | J | 0 | 0 | 1.74 | J | 0 | 0 | 7.13 | J | 0 | 0 | 2.84 | J | 0 | 0 | 150 | J | 0 | 0 |
| Unknown | | | 3.42 | J | 0 | 0 | 4.07 | JB | 0 | 0 | 2.73 | J | 0 | 0 | 35.4 | J | 0 | 0 | 1.71 | J | 0 | 0 | 155 | J | 0 | 0 |
| Unknown | | | 5.27 | J | 0 | 0 | 1.93 | J | 0 | 0 | 1.67 | J | 0 | 0 | 7.02 | J | 0 | 0 | 3.53 | J | 0 | 0 | 23.6 | J | 0 | 0 |
| Unknown | | | - | | - | - | - | | - | - | - | | - | - | 11.9 | J | 0 | 0 | - | - | - | - | - | - | - | - |
| Unknown Alkane | | | - | | - | - | - | | - | - | - | | - | - | - | | - | - | - | | - | - | 51.3 | J | 0 | 0 |
| Unknown Alkane | | | - | | - | - | - | | - | - | - | | - | - | - | | - | - | - | | - | - | 19.3 | J | 0 | 0 |
| Unknown Alkane | | | - | | - | - | - | | - | - | - | | - | - | - | | - | - | - | | - | - | 20.3 | J | 0 | 0 |
| Unknown Alkane | | | - | - | - | - | - | | - | - | - | - | - | - | - | - | - | - | - | - | - | - | - | - | - | - |
| Unknown Alkane | | | - | | - | - | - | | - | - | - | | - | - | - | | - | - | - | | - | - | 22.1 | J | 0 | 0 |
| Unknown Alkane | | | - | | - | - | - | | - | - | - | | - | - | - | | - | - | - | | - | - | 23.4 | J | 0 | 0 |
| Unknown Alkane | | | - | | - | - | - | | - | - | - | | - | - | - | | - | - | - | | - | - | 17.4 | J | 0 | 0 |
| Unknown Alkene | | | 5.49 | J | 0 | 0 | - | | - | - | - | - | - | - | - | - | - | - | - | - | - | - | - | - | - | - |
| Unknown Cycloalkane | | | - | | - | - | - | | - | - | - | | - | - | 6.33 | J | 0 | 0 | - | - | - | - | - | - | - | - |
| Unknown Cycloalkene | | | - | - | - | - | 1.49 | J | 0 | 0 | - | - | - | - | - | - | - | - | - | - | - | - | - | - | - | - |
| Unknown Organic Acid | | | 2 | J | 0 | 0 | 10.1 | JB | 0 | 0 | - | | - | - | - | | - | - | 5.71 | J | 0 | 0 | 33 | JB | 0 | 0 |
| Unknown Organic Acid | | | - | | - | - | - | | - | - | 13.8 | J | 0 | 0 | - | - | - | - | - | - | - | - | - | - | - | - |
| Unknown Organic Acid | | | 2.25 | J | 0 | 0 | 12.2 | JB | 0 | 0 | - | | - | - | - | | - | - | 2.47 | J | 0 | 0 | 26.5 | J | 0 | 0 |
| Unknown Organic Acid | | | 33.8 | JB | 0 | 0 | - | | - | - | - | - | - | - | - | - | - | - | - | - | - | - | - | - | - | - |
| Unknown Organic Acid | | | 19.6 | JB | 0 | 0 | - | | - | - | - | | - | - | - | | - | - | 58.3 | JB | 0 | 0 | - | - | - | - |
| Unknown PAH | | | - | | - | - | - | | - | - | - | | - | - | - | | - | - | - | | - | - | 14.1 | J | 0 | 0 |
| Unknown Phenol | | | 3.53 | J | 0 | 0 | 2 | J | 0 | 0 | - | - | - | - | - | - | - | - | - | - | - | - | - | - | - | - |
| Unknown Thiophene | | | - | | - | - | - | | - | - | - | | - | - | 14.5 | J | 0 | 0 | - | - | - | - | - | - | - | - |
| Total TIC Compounds | | | 105 | J | 0 | 0 | 58.6 | J | 0 | 0 | 28.2 | J | 0 | 0 | 139 | J | 0 | 0 | 78.5 | J | 0 | 0 | 587 | J | 0 | 0 |
| **ORGANOCHLORINE PESTICIDES BY GC** | | | | | | | | | | | | | | | | | | | | | | | | | | |
| 4,4'-DDD | 72-54-8 | 0.3 | ND | | 0.029 | 0.003 | ND | | 0.029 | 0.003 | ND | | 0.029 | 0.003 | ND | | 0.029 | 0.003 | ND | | 0.029 | 0.003 | ND | | 0.029 | 0.003 |
| 4,4'-DDE | 72-55-9 | 0.2 | ND | | 0.029 | 0.003 | ND | | 0.029 | 0.003 | ND | | 0.029 | 0.003 | ND | | 0.029 | 0.003 | ND | | 0.029 | 0.003 | ND | | 0.029 | 0.003 |
| 4,4'-DDT | 50-29-3 | 0.2 | ND | | 0.029 | 0.003 | ND | | 0.029 | 0.003 | ND | | 0.029 | 0.003 | ND | | 0.029 | 0.003 | 0.087 | IP | 0.029 | 0.003 | ND | | 0.029 | 0.003 |
| Aldrin | 309-00-2 | 0 | ND | | 0.014 | 0.002 | ND | | 0.014 | 0.002 | ND | | 0.014 | 0.002 | ND | | 0.014 | 0.002 | ND | | 0.014 | 0.002 | ND | | 0.014 | 0.002 |
| Alpha-BHC | 319-84-6 | 0.01 | ND | | 0.014 | 0.003 | ND | | 0.014 | 0.003 | ND | | 0.014 | 0.003 | ND | | 0.014 | 0.003 | ND | | 0.014 | 0.003 | ND | | 0.014 | 0.003 |
| Beta-BHC | 319-85-7 | 0.04 | ND | | 0.014 | 0.004 | ND | | 0.014 | 0.004 | ND | | 0.014 | 0.004 | ND | | 0.014 | 0.004 | ND | | 0.014 | 0.004 | ND | | 0.014 | 0.004 |
| Chlordane | 57-74-9 | 0.05 | ND | | 0.143 | 0.033 | ND | | 0.143 | 0.033 | ND | | 0.143 | 0.033 | ND | | 0.143 | 0.033 | ND | | 0.143 | 0.033 | ND | | 0.143 | 0.033 |
| cis-Chlordane | 5103-71-9 | | ND | | 0.014 | 0.005 | ND | | 0.014 | 0.005 | ND | | 0.014 | 0.005 | ND | | 0.014 | 0.005 | ND | | 0.014 | 0.005 | ND | | 0.014 | 0.005 |
| Delta-BHC | 319-86-8 | 0.04 | ND | | 0.014 | 0.003 | ND | | 0.014 | 0.003 | ND | | 0.014 | 0.003 | ND | | 0.014 | 0.003 | ND | | 0.014 | 0.003 | ND | | 0.014 | 0.003 |
| Dieldrin | 60-57-1 | 0.004 | ND | | 0.029 | 0.003 | ND | | 0.029 | 0.003 | ND | | 0.029 | 0.003 | ND | | 0.029 | 0.003 | ND | | 0.029 | 0.003 | ND | | 0.029 | 0.003 |
| Endosulfan I | 959-98-8 | | ND | | 0.014 | 0.002 | ND | | 0.014 | 0.002 | ND | | 0.014 | 0.002 | ND | | 0.014 | 0.002 | ND | | 0.014 | 0.002 | ND | | 0.014 | 0.002 |
| Endosulfan II | 33213-65-9 | | ND | | 0.029 | 0.004 | ND | | 0.029 | 0.004 | ND | | 0.029 | 0.004 | ND | | 0.029 | 0.004 | ND | | 0.029 | 0.004 | ND | | 0.029 | 0.004 |
| Endosulfan sulfate | 1031-07-8 | | ND | | 0.029 | 0.003 | ND | | 0.029 | 0.003 | ND | | 0.029 | 0.003 | ND | | 0.029 | 0.003 | ND | | 0.029 | 0.003 | ND | | 0.029 | 0.003 |
| Endrin | 72-20-8 | 0 | ND | | 0.029 | 0.003 | ND | | 0.029 | 0.003 | ND | | 0.029 | 0.003 | ND | | 0.029 | 0.003 | ND | | 0.029 | 0.003 | ND | | 0.029 | 0.003 |
| Endrin aldehyde | 7421-93-4 | 5 | ND | | 0.029 | 0.006 | ND | | 0.029 | 0.006 | ND | | 0.029 | 0.006 | ND | | 0.029 | 0.006 | ND | | 0.029 | 0.006 | ND | | 0.029 | 0.006 |
| Endrin ketone | 53494-70-5 | 5 | ND | | 0.029 | 0.003 | ND | | 0.029 | 0.003 | ND | | 0.029 | 0.003 | ND | | 0.029 | 0.003 | ND | | 0.029 | 0.003 | ND | | 0.029 | 0.003 |
| Heptachlor | 76-44-8 | 0.04 | ND | | 0.014 | 0.002 | ND | | 0.014 | 0.002 | ND | | 0.014 | 0.002 | ND | | 0.014 | 0.002 | ND | | 0.014 | 0.002 | ND | | 0.014 | 0.002 |
| Heptachlor epoxide | 1024-57-3 | 0.03 | ND | | 0.014 | 0.003 | ND | | 0.014 | 0.003 | ND | | 0.014 | 0.003 | ND | | 0.014 | 0.003 | ND | | 0.014 | 0.003 | ND | | 0.014 | 0.003 |
| Lindane | 58-89-9 | 0.05 | ND | | 0.014 | 0.003 | ND | | 0.014 | 0.003 | ND | | 0.014 | 0.003 | ND | | 0.014 | 0.003 | ND | | 0.014 | 0.003 | ND | | 0.014 | 0.003 |
| Methoxychlor | 72-43-5 | 35 | ND | | 0.143 | 0.005 | ND | | 0.143 | 0.005 | ND | | 0.143 | 0.005 | ND | | 0.143 | 0.005 | ND | | 0.143 | 0.005 | ND | | 0.143 | 0.005 |
| Toxaphene | 8001-35-2 | 0.06 | ND | | 0.143 | 0.045 | ND | | 0.143 | 0.045 | ND | | 0.143 | 0.045 | ND | | 0.143 | 0.045 | ND | | 0.143 | 0.045 | ND | | 0.143 | 0.045 |
| trans-Chlordane | 5103-74-2 | | ND | | 0.014 | 0.004 | ND | | 0.014 | 0.004 | ND | | 0.014 | 0.004 | ND | | 0.014 | 0.004 | ND | | 0.014 | 0.004 | ND | | 0.014 | 0.004 |
| **POLYCHLORINATED BIPHENYLS BY GC** | | | | | | | | | | | | | | | | | | | | | | | | | | |
| Aroclor 1016 | 12674-11-2 | 0.09 | ND | | 0.071 | 0.061 | ND | | 0.071 | 0.061 | ND | | 0.071 | 0.061 | ND | | 0.071 | 0.061 | ND | | 0.071 | 0.061 | ND | | 0.071 | 0.061 |
| Aroclor 1221 | 11104-28-2 | 0.09 | ND | | 0.071 | 0.061 | ND | | 0.071 | 0.061 | ND | | 0.071 | 0.061 | ND | | 0.071 | 0.061 | ND | | 0.071 | 0.061 | ND | | 0.071 | 0.061 |
| Aroclor 1232 | 11141-16-5 | 0.09 | ND | | 0.071 | 0.061 | ND | | 0.071 | 0.061 | ND | | 0.071 | 0.061 | ND | | 0.071 | 0.061 | ND | | 0.071 | 0.061 | ND | | 0.071 | 0.061 |
| Aroclor 1242 | 53469-21-9 | 0.09 | ND | | 0.071 | 0.061 | ND | | 0.071 | 0.061 | ND | | 0.071 | 0.061 | ND | | 0.071 | 0.061 | ND | | 0.071 | 0.061 | ND | | 0.071 | 0.061 |
| Aroclor 1248 | 12672-29-6 | 0.09 | ND | | 0.071 | 0.061 | ND | | 0.071 | 0.061 | ND | | 0.071 | 0.061 | ND | | 0.071 | 0.061 | ND | | 0.071 | 0.061 | ND | | 0.071 | 0.061 |
| Aroclor 1254 | 11097-69-1 | 0.09 | ND | | 0.071 | 0.061 | ND | | 0.071 | 0.061 | ND | | 0.071 | 0.061 | ND | | 0.071 | 0.061 | ND | | 0.071 | 0.061 | ND | | 0.071 | 0.061 |
| Aroclor 1260 | 11096-82-5 | 0.09 | ND | | 0.071 | 0.061 | ND | | 0.071 | 0.061 | ND | | 0.071 | 0.061 | ND | | 0.071 | 0.061 | ND | | 0.071 | 0.061 | ND | | 0.071 | 0.061 |
| Aroclor 1262 | 37324-23-5 | 0.09 | ND | | 0.071 | 0.061 | ND | | 0.071 | 0.061 | ND | | 0.071 | 0.061 | ND | | 0.071 | 0.061 | ND | | 0.071 | 0.061 | ND | | 0.071 | 0.061 |
| Aroclor 1268 | 11100-14-4 | 0.09 | ND | | 0.071 | 0.061 | ND | | 0.071 | 0.061 | ND | | 0.071 | 0.061 | ND | | 0.071 | 0.061 | ND | | 0.071 | 0.061 | ND | | 0.071 | 0.061 |

**Table 3.2 - Groundwater Analytical Results**
**128-158 North Main Street**
**Portchester, New York**
**SESI Project # 12814**

| | | TEMPORARY WELL ID: | TWP-201 | | | | | | | | TWP-202 | | | | TWP-203 | | | | TWP-205 | | | | TWP-206 | | | |
|---|---|---|---|---|---|---|---|---|---|---|---|---|---|---|---|---|---|---|---|---|---|---|---|---|---|---|
| | | SAMPLE ID: | TWP-201 | | | | DUP-GW-20230125 | | | | TWP-202 | | | | TWP-203 | | | | TWP-205 | | | | TWP-206 | | | |
| | | LAB ID: | L2304287-01 | | | | L2304287-02 | | | | L2304831-04 | | | | L2304629-01 | | | | L2305048-09 | | | | L2305237-02 | | | |
| | | COLLECTION DATE: | 1/25/2023 | | | | 1/25/2023 | | | | 1/27/2023 | | | | 1/26/2023 | | | | 1/30/2023 | | | | 1/31/2023 | | | |
| | | WELL SCREEN INTERVAL (FT BTWC): | 5-15 | | | | 5-15 | | | | 5-15 | | | | 5-15 | | | | 5-15 | | | | 5-12 | | | |
| | | SAMPLE MATRIX: | WATER | | | | WATER | | | | WATER | | | | WATER | | | | WATER | | | | WATER | | | |
| **ANALYTE** | **CAS** | **NYSDEC AWQS** | **Conc** | **Q** | **RL** | **MDL** | **Conc** | **Q** | **RL** | **MDL** | **Conc** | **Q** | **RL** | **MDL** | **Conc** | **Q** | **RL** | **MDL** | **Conc** | **Q** | **RL** | **MDL** | **Conc** | **Q** | **RL** | **MDL** |
| PCBs, Total | 1336-36-3 | | ND | | 0.071 | 0.061 | ND | | 0.071 | 0.061 | ND | | 0.071 | 0.061 | ND | | 0.071 | 0.061 | ND | | 0.071 | 0.061 | ND | | 0.071 | 0.061 |
| **TOTAL METALS** | | | | | | | | | | | | | | | | | | | | | | | | | | |
| Aluminum, Total | 7429-90-5 | | 87000 | | 10 | 3.27 | 84400 | | 10 | 3.27 | 99500 | | 10 | 3.27 | 31300 | | 10 | 3.27 | 52600 | | 10 | 3.27 | 21000 | | 10 | 3.27 |
| Antimony, Total | 7440-36-0 | 3 | ND | | 4 | 0.42 | ND | | 4 | 0.42 | 0.99 | J | 4 | 0.42 | 0.55 | J | 4 | 0.42 | 1.05 | J | 4 | 0.42 | 0.44 | J | 4 | 0.42 |
| Arsenic, Total | 7440-38-2 | 25 | 27.1 | | 0.5 | 0.16 | 27.01 | | 0.5 | 0.16 | 39.72 | | 0.5 | 0.16 | 13.91 | | 0.5 | 0.16 | 29.95 | | 0.5 | 0.16 | 3.54 | | 0.5 | 0.16 |
| Barium, Total | 7440-39-3 | 1000 | 810.1 | | 0.5 | 0.17 | 726.6 | | 0.5 | 0.17 | 701.7 | | 0.5 | 0.17 | 395.7 | | 0.5 | 0.17 | 1011 | | 1 | 0.17 | 759.8 | | 1 | 0.17 |
| Beryllium, Total | 7440-41-7 | 3 | 5.12 | | 0.5 | 0.1 | 4.31 | | 0.5 | 0.1 | 5.77 | | 0.5 | 0.1 | 1.63 | | 0.5 | 0.1 | 5.89 | | 0.5 | 0.1 | 1.62 | | 0.5 | 0.1 |
| Cadmium, Total | 7440-43-9 | 5 | 1.06 | | 0.2 | 0.05 | 1.04 | | 0.2 | 0.05 | 1.47 | | 0.2 | 0.05 | 0.34 | | 0.2 | 0.05 | 2.23 | | 0.2 | 0.05 | 0.51 | | 0.2 | 0.05 |
| Calcium, Total | 7440-70-2 | | 142000 | | 100 | 39.4 | 173000 | | 100 | 39.4 | 110000 | | 100 | 39.4 | 35300 | | 100 | 39.4 | 78600 | | 100 | 39.4 | 102000 | | 100 | 39.4 |
| Chromium, Total | 7440-47-3 | 50 | 206.2 | | 1 | 0.17 | 186.5 | | 1 | 0.17 | 186.4 | | 1 | 0.17 | 89.74 | | 1 | 0.17 | 74.04 | | 1 | 0.17 | 69.45 | | 1 | 0.17 |
| Cobalt, Total | 7440-48-4 | | 215.8 | | 0.5 | 0.16 | 181.5 | | 0.5 | 0.16 | 223 | | 0.5 | 0.16 | 26.9 | | 0.5 | 0.16 | 99.83 | | 0.5 | 0.16 | 56.36 | | 0.5 | 0.16 |
| Copper, Total | 7440-50-8 | 200 | 160 | | 1 | 0.38 | 154 | | 1 | 0.38 | 218.7 | | 1 | 0.38 | 126.9 | | 1 | 0.38 | 264.6 | | 1 | 0.38 | 117.2 | | 1 | 0.38 |
| Iron, Total | 7439-89-6 | 300 | 31400 | | 50 | 19.1 | 29300 | | 50 | 19.1 | 217000 | | 50 | 19.1 | 46400 | | 50 | 19.1 | 38400 | | 50 | 19.1 | 34000 | | 50 | 19.1 |
| Lead, Total | 7439-92-1 | 25 | 184.6 | | 1 | 0.34 | 167.7 | | 1 | 0.34 | 236.6 | | 1 | 0.34 | 56.92 | | 1 | 0.34 | 425.7 | | 1 | 0.34 | 151.2 | | 1 | 0.34 |
| Magnesium, Total | 7439-95-4 | 35000 | 17200 | | 70 | 24.2 | 17500 | | 70 | 24.2 | 30700 | | 70 | 24.2 | 17800 | | 70 | 24.2 | 28900 | | 70 | 24.2 | 25700 | | 70 | 24.2 |
| Manganese, Total | 7439-96-5 | 300 | 9117 | | 10 | 4.4 | 8714 | | 1 | 0.44 | 9192 | | 10 | 4.4 | 953.6 | | 1 | 0.44 | 5747 | | 1 | 0.44 | 2657 | | 1 | 0.44 |
| Mercury, Total | 7439-97-6 | 0.7 | ND | | 0.2 | 0.09 | 0.18 | J | 0.2 | 0.09 | 1.27 | | 0.2 | 0.09 | 0.1 | J | 0.2 | 0.09 | ND | | 0.2 | 0.09 | 0.26 | | 0.2 | 0.09 |
| Nickel, Total | 7440-02-0 | 100 | 227.6 | | 2 | 0.55 | 213.1 | | 2 | 0.55 | 212.2 | | 2 | 0.55 | 72.32 | | 2 | 0.55 | 89.48 | | 2 | 0.55 | 32.97 | | 2 | 0.55 |
| Potassium, Total | 7440-09-7 | | 21400 | | 100 | 30.9 | 19000 | | 100 | 30.9 | 29700 | | 100 | 30.9 | 12700 | | 100 | 30.9 | 15500 | | 100 | 30.9 | 19900 | | 100 | 30.9 |
| Selenium, Total | 7782-49-2 | 10 | 114 | | 5 | 1.73 | 124 | | 5 | 1.73 | 74.5 | | 5 | 1.73 | 36.1 | | 5 | 1.73 | 101 | | 5 | 1.73 | 16.2 | | 5 | 1.73 |
| Silver, Total | 7440-22-4 | 50 | ND | | 0.4 | 0.16 | ND | | 0.4 | 0.16 | 0.8 | | 0.4 | 0.16 | 0.47 | | 0.4 | 0.16 | ND | | 0.4 | 0.16 | ND | | 0.4 | 0.16 |
| Sodium, Total | 7440-23-5 | 20000 | 123000 | | 100 | 29.3 | 127000 | | 100 | 29.3 | 358000 | | 100 | 29.3 | 128000 | | 100 | 29.3 | 111000 | | 100 | 29.3 | 103000 | | 100 | 29.3 |
| Thallium, Total | 7440-28-0 | 0.5 | 0.97 | J | 1 | 0.14 | 0.9 | J | 1 | 0.14 | 1.47 | | 1 | 0.14 | 0.59 | J | 1 | 0.14 | 1.13 | J | 2 | 0.14 | 0.36 | J | 2 | 0.14 |
| Vanadium, Total | 7440-62-2 | | 59.23 | | 5 | 1.57 | 54.83 | | 5 | 1.57 | 147.9 | | 5 | 1.57 | 64.35 | | 5 | 1.57 | 89.91 | | 5 | 1.57 | 53.3 | | 5 | 1.57 |
| Zinc, Total | 7440-66-6 | 2000 | 119.4 | | 10 | 3.41 | 120.1 | | 10 | 3.41 | 228.6 | | 10 | 3.41 | 116.1 | | 10 | 3.41 | 232.4 | | 10 | 3.41 | 185.4 | | 10 | 3.41 |
| **GENERAL CHEMISTRY** | | | | | | | | | | | | | | | | | | | | | | | | | | |
| Cyanide, Total | 57-12-5 | 200 | ND | | 5 | 1 | 2 | J | 5 | 1 | 2 | J | 5 | 1 | ND | | 5 | 1 | 2 | J | 5 | 1 | ND | | 5 | 1 |

**Table 3.2 - Groundwater Analytical Results**
**128-158 North Main Street**
**Portchester, New York**
**SESI Project # 12814**

| | | | | | | |
|---|---|---|---|---|---|---|
| | | TEMPORARY WELL ID: | TWP-301 | | | |
| | | SAMPLE ID: | TWP-301 | | | |
| | | LAB ID: | L2316226-11 | | | |
| | | COLLECTION DATE: | 3/28/2023 | | | |
| | | WELL SCREEN INTERVAL (FT BTWC): | 9-19 | | | |
| | | SAMPLE MATRIX: | WATER | | | |
| ANALYTE | CAS | NYSDEC AWQS | Conc | Q | RL | MDL |
| **VOLATILE ORGANICS BY GC/MS** | | | | | | |
| 1,1,1,2-Tetrachloroethane | 630-20-6 | 5 | ND | | 2.5 | 0.7 |
| 1,1,1-Trichloroethane | 71-55-6 | 5 | ND | | 2.5 | 0.7 |
| 1,1,2,2-Tetrachloroethane | 79-34-5 | 5 | ND | | 0.5 | 0.17 |
| 1,1,2-Trichloroethane | 79-00-5 | 1 | ND | | 1.5 | 0.5 |
| 1,1-Dichloroethane | 75-34-3 | 5 | ND | | 2.5 | 0.7 |
| 1,1-Dichloroethene | 75-35-4 | 5 | ND | | 0.5 | 0.17 |
| 1,1-Dichloropropene | 563-58-6 | 5 | ND | | 2.5 | 0.7 |
| 1,2,3-Trichlorobenzene | 87-61-6 | 5 | ND | | 2.5 | 0.7 |
| 1,2,3-Trichloropropane | 96-18-4 | 0.04 | ND | | 2.5 | 0.7 |
| 1,2,4,5-Tetramethylbenzene | 95-93-2 | 5 | ND | | 2 | 0.54 |
| 1,2,4-Trichlorobenzene | 120-82-1 | 5 | ND | | 2.5 | 0.7 |
| 1,2,4-Trimethylbenzene | 95-63-6 | 5 | ND | | 2.5 | 0.7 |
| 1,2-Dibromo-3-chloropropane | 96-12-8 | 0.04 | ND | | 2.5 | 0.7 |
| 1,2-Dibromoethane | 106-93-4 | 0.0006 | ND | | 2 | 0.65 |
| 1,2-Dichlorobenzene | 95-50-1 | 3 | ND | | 2.5 | 0.7 |
| 1,2-Dichloroethane | 107-06-2 | 0.6 | ND | | 0.5 | 0.13 |
| 1,2-Dichloroethene, Total | 540-59-0 | | ND | | 2.5 | 0.7 |
| 1,2-Dichloropropane | 78-87-5 | 1 | ND | | 1 | 0.14 |
| 1,3,5-Trimethylbenzene | 108-67-8 | 5 | ND | | 2.5 | 0.7 |
| 1,3-Dichlorobenzene | 541-73-1 | 3 | ND | | 2.5 | 0.7 |
| 1,3-Dichloropropane | 142-28-9 | 5 | ND | | 2.5 | 0.7 |
| 1,3-Dichloropropene, Total | 542-75-6 | | ND | | 0.5 | 0.14 |
| 1,4-Dichlorobenzene | 106-46-7 | 3 | ND | | 2.5 | 0.7 |
| 1,4-Dioxane | 123-91-1 | | ND | | 250 | 61 |
| 2,2-Dichloropropane | 594-20-7 | 5 | ND | | 2.5 | 0.7 |
| 2-Butanone | 78-93-3 | 50 | ND | | 5 | 1.9 |
| 2-Hexanone | 591-78-6 | 50 | ND | | 5 | 1 |
| 4-Methyl-2-pentanone | 108-10-1 | | ND | | 5 | 1 |
| Acetone | 67-64-1 | 50 | ND | | 5 | 1.5 |
| Acrylonitrile | 107-13-1 | 5 | ND | | 5 | 1.5 |
| Benzene | 71-43-2 | 1 | ND | | 0.5 | 0.16 |
| Bromobenzene | 108-86-1 | 5 | ND | | 2.5 | 0.7 |
| Bromochloromethane | 74-97-5 | 5 | ND | | 2.5 | 0.7 |
| Bromodichloromethane | 75-27-4 | 50 | ND | | 0.5 | 0.19 |
| Bromoform | 75-25-2 | 50 | ND | | 2 | 0.65 |
| Bromomethane | 74-83-9 | 5 | ND | | 2.5 | 0.7 |
| Carbon disulfide | 75-15-0 | 60 | ND | | 5 | 1 |
| Carbon tetrachloride | 56-23-5 | 5 | ND | | 0.5 | 0.13 |
| Chlorobenzene | 108-90-7 | 5 | ND | | 2.5 | 0.7 |
| Chloroethane | 75-00-3 | 5 | ND | | 2.5 | 0.7 |
| Chloroform | 67-66-3 | 7 | ND | | 2.5 | 0.7 |
| Chloromethane | 74-87-3 | | ND | | 2.5 | 0.7 |
| cis-1,2-Dichloroethene | 156-59-2 | 5 | ND | | 2.5 | 0.7 |
| cis-1,3-Dichloropropene | 10061-01-5 | 0.4 | ND | | 0.5 | 0.14 |
| Dibromochloromethane | 124-48-1 | 50 | ND | | 0.5 | 0.15 |
| Dibromomethane | 74-95-3 | 5 | ND | | 5 | 1 |
| Dichlorodifluoromethane | 75-71-8 | 5 | ND | | 5 | 1 |
| Ethyl ether | 60-29-7 | | ND | | 2.5 | 0.7 |
| Ethylbenzene | 100-41-4 | 5 | ND | | 2.5 | 0.7 |
| Hexachlorobutadiene | 87-68-3 | 0.5 | ND | | 2.5 | 0.7 |
| Isopropylbenzene | 98-82-8 | 5 | ND | | 2.5 | 0.7 |
| Methyl tert butyl ether | 1634-04-4 | 10 | ND | | 2.5 | 0.7 |
| Methylene chloride | 75-09-2 | 5 | ND | | 2.5 | 0.7 |
| n-Butylbenzene | 104-51-8 | 5 | ND | | 2.5 | 0.7 |
| n-Propylbenzene | 103-65-1 | 5 | ND | | 2.5 | 0.7 |
| Naphthalene | 91-20-3 | 10 | ND | | 2.5 | 0.7 |
| o-Chlorotoluene | 95-49-8 | 5 | ND | | 2.5 | 0.7 |
| o-Xylene | 95-47-6 | 5 | ND | | 2.5 | 0.7 |
| p-Chlorotoluene | 106-43-4 | 5 | ND | | 2.5 | 0.7 |
| p-Diethylbenzene | 105-05-5 | | ND | | 2 | 0.7 |
| p-Ethyltoluene | 622-96-8 | | ND | | 2 | 0.7 |
| p-Isopropyltoluene | 99-87-6 | 5 | ND | | 2.5 | 0.7 |
| p/m-Xylene | 179601-23-1 | 5 | ND | | 2.5 | 0.7 |
| sec-Butylbenzene | 135-98-8 | 5 | ND | | 2.5 | 0.7 |
| Styrene | 100-42-5 | 5 | ND | | 2.5 | 0.7 |
| tert-Butylbenzene | 98-06-6 | 5 | ND | | 2.5 | 0.7 |
| Tetrachloroethene | 127-18-4 | 5 | ND | | 0.5 | 0.18 |
| Toluene | 108-88-3 | 5 | ND | | 2.5 | 0.7 |
| trans-1,2-Dichloroethene | 156-60-5 | 5 | ND | | 2.5 | 0.7 |
| trans-1,3-Dichloropropene | 10061-02-6 | 0.4 | ND | | 0.5 | 0.16 |
| trans-1,4-Dichloro-2-butene | 110-57-6 | 5 | ND | | 2.5 | 0.7 |
| Trichloroethene | 79-01-6 | 5 | ND | | 0.5 | 0.18 |
| Trichlorofluoromethane | 75-69-4 | 5 | ND | | 2.5 | 0.7 |
| Vinyl acetate | 108-05-4 | | ND | | 5 | 1 |
| Vinyl chloride | 75-01-4 | 2 | ND | | 1 | 0.07 |
| Xylenes, Total | 1330-20-7 | | ND | | 2.5 | 0.7 |
| Total VOCs | | | - | - | - | - |
| **VOLATILE ORGANICS BY GC/MS-TIC** | | | | | | |
| No Tentatively Identified Compounds | | | ND | | 0 | 0 |
| Total VOCs | | | - | - | - | - |
| **1,4 DIOXANE BY 8270E-SIM** | | | | | | |
| 1,4-Dioxane | 123-91-1 | | ND | | 0.142 | 0.032 |
| **PERFLUORINATED ALKYL ACIDS BY EPA 1633** | | | | | | |
| 1H,1H,2H,2H-Perfluorodecanesulfonic Acid (8:2FTS) | 39108-34-4 | | ND | | 5.91 | 2.3 |
| 1H,1H,2H,2H-Perfluorooctanesulfonic Acid (6:2FTS) | 27619-97-2 | | ND | | 5.91 | 1.99 |
| N-Ethyl Perfluorooctanesulfonamidoacetic Acid (NEtFOSAA) | 2991-50-6 | | ND | | 1.48 | 0.797 |
| N-Methyl Perfluorooctanesulfonamidoacetic Acid (NMeFOSAA) | 2355-31-9 | | ND | | 1.48 | 0.805 |
| Perfluorobutanesulfonic Acid (PFBS) | 375-73-5 | | 28.3 | | 1.48 | 0.495 |
| Perfluorobutanoic Acid (PFBA) | 375-22-4 | | 13.8 | | 5.91 | 0.945 |
| Perfluorodecanesulfonic Acid (PFDS) | 335-77-3 | | ND | | 1.48 | 0.34 |
| Perfluorodecanoic Acid (PFDA) | 335-76-2 | | 1.48 | | 1.48 | 0.598 |
| Perfluorododecanoic Acid (PFDoA) | 307-55-1 | | ND | | 1.48 | 0.679 |
| Perfluoroheptanesulfonic Acid (PFHpS) | 375-92-8 | | 0.591 | J | 1.48 | 0.399 |
| Perfluoroheptanoic Acid (PFHpA) | 375-85-9 | | 3.62 | | 1.48 | 0.295 |

**Table 3.2 - Groundwater Analytical Results**
**128-158 North Main Street**
**Portchester, New York**
**SESI Project # 12814**

| | | | | | | |
|---|---|---|---|---|---|---|
| | | TEMPORARY WELL ID: | TWP-301 | | | |
| | | SAMPLE ID: | TWP-301 | | | |
| | | LAB ID: | L2316226-11 | | | |
| | | COLLECTION DATE: | 3/28/2023 | | | |
| | | WELL SCREEN INTERVAL (FT BTWC): | 9-19 | | | |
| | | SAMPLE MATRIX: | WATER | | | |
| **ANALYTE** | **CAS** | **NYSDEC AWQS** | **Conc** | **Q** | **RL** | **MDL** |
| Perfluorohexanesulfonic Acid (PFHxS) | 355-46-4 | | 4.14 | | 1.48 | 0.354 |
| Perfluorohexanoic Acid (PFHxA) | 307-24-4 | | 7.01 | | 1.48 | 0.436 |
| Perfluorononanoic Acid (PFNA) | 375-95-1 | | 2.95 | | 1.48 | 0.465 |
| Perfluorooctanesulfonamide (PFOSA) | 754-91-6 | | ND | | 1.48 | 0.399 |
| Perfluorooctanesulfonic Acid (PFOS) | 1763-23-1 | 10 | 30.1 | | 1.48 | 0.672 |
| Perfluorooctanoic Acid (PFOA) | 335-67-1 | 10 | 14.8 | | 1.48 | 0.642 |
| Perfluoropentanoic Acid (PFPeA) | 2706-90-3 | | 8.64 | | 2.95 | 0.79 |
| Perfluorotetradecanoic Acid (PFTeDA) | 376-06-7 | | ND | | 1.48 | 0.391 |
| Perfluorotridecanoic Acid (PFTrDA) | 72629-94-8 | | ND | | 1.48 | 0.554 |
| Perfluoroundecanoic Acid (PFUnA) | 2058-94-8 | | ND | | 1.48 | 0.642 |
| PFOA/PFOS, Total | | | 44.9 | | 1.48 | 0.642 |
| **SEMIVOLATILE ORGANICS BY GC/MS** | | | | | | |
| 1,2,4,5-Tetrachlorobenzene | 95-94-3 | 5 | ND | | 10 | 0.44 |
| 1,2,4-Trichlorobenzene | 120-82-1 | 5 | ND | | 5 | 0.5 |
| 1,2-Dichlorobenzene | 95-50-1 | 3 | ND | | 2 | 0.45 |
| 1,3-Dichlorobenzene | 541-73-1 | 3 | ND | | 2 | 0.4 |
| 1,4-Dichlorobenzene | 106-46-7 | 3 | ND | | 2 | 0.43 |
| 2,4,5-Trichlorophenol | 95-95-4 | | ND | | 5 | 0.77 |
| 2,4,6-Trichlorophenol | 88-06-2 | | ND | | 5 | 0.61 |
| 2,4-Dichlorophenol | 120-83-2 | 1 | ND | | 5 | 0.41 |
| 2,4-Dimethylphenol | 105-67-9 | 50 | ND | | 5 | 1.8 |
| 2,4-Dinitrophenol | 51-28-5 | 10 | ND | | 20 | 6.6 |
| 2,4-Dinitrotoluene | 121-14-2 | 5 | ND | | 5 | 1.2 |
| 2,6-Dinitrotoluene | 606-20-2 | 5 | ND | | 5 | 0.93 |
| 2-Chlorophenol | 95-57-8 | | ND | | 2 | 0.48 |
| 2-Methylphenol | 95-48-7 | | ND | | 5 | 0.49 |
| 2-Nitroaniline | 88-74-4 | 5 | ND | | 5 | 0.5 |
| 2-Nitrophenol | 88-75-5 | | ND | | 10 | 0.85 |
| 3,3'-Dichlorobenzidine | 91-94-1 | 5 | ND | | 5 | 1.6 |
| 3-Methylphenol/4-Methylphenol | 108-39-4/106-44-5 | | ND | | 5 | 0.48 |
| 3-Nitroaniline | 99-09-2 | 5 | ND | | 5 | 0.81 |
| 4,6-Dinitro-o-cresol | 534-52-1 | | ND | | 10 | 1.8 |
| 4-Bromophenyl phenyl ether | 101-55-3 | | ND | | 2 | 0.38 |
| 4-Chloroaniline | 106-47-8 | 5 | ND | | 5 | 1.1 |
| 4-Chlorophenyl phenyl ether | 7005-72-3 | | ND | | 2 | 0.49 |
| 4-Nitroaniline | 100-01-6 | 5 | ND | | 5 | 0.8 |
| 4-Nitrophenol | 100-02-7 | | ND | | 10 | 0.67 |
| Acetophenone | 98-86-2 | | ND | | 5 | 0.53 |
| Benzoic Acid | 65-85-0 | | ND | | 50 | 2.6 |
| Benzyl Alcohol | 100-51-6 | | ND | | 2 | 0.59 |
| Biphenyl | 92-52-4 | | ND | | 2 | 0.46 |
| Bis(2-chloroethoxy)methane | 111-91-1 | 5 | ND | | 5 | 0.5 |
| Bis(2-chloroethyl)ether | 111-44-4 | 1 | ND | | 2 | 0.5 |
| Bis(2-chloroisopropyl)ether | 108-60-1 | 5 | ND | | 2 | 0.53 |
| Bis(2-ethylhexyl)phthalate | 117-81-7 | 5 | ND | | 3 | 1.5 |
| Butyl benzyl phthalate | 85-68-7 | 50 | ND | | 5 | 1.2 |
| Carbazole | 86-74-8 | | ND | | 2 | 0.49 |
| Di-n-butylphthalate | 84-74-2 | 50 | 0.57 | J | 5 | 0.39 |
| Di-n-octylphthalate | 117-84-0 | 50 | ND | | 5 | 1.3 |
| Dibenzofuran | 132-64-9 | | ND | | 2 | 0.5 |
| Diethyl phthalate | 84-66-2 | 50 | ND | | 5 | 0.38 |
| Dimethyl phthalate | 131-11-3 | 50 | ND | | 5 | 1.8 |
| Hexachlorocyclopentadiene | 77-47-4 | 5 | ND | | 20 | 0.69 |
| Isophorone | 78-59-1 | 50 | ND | | 5 | 1.2 |
| n-Nitrosodi-n-propylamine | 621-64-7 | | ND | | 5 | 0.64 |
| NDPA/DPA | 86-30-6 | 50 | ND | | 2 | 0.42 |
| Nitrobenzene | 98-95-3 | 0.4 | ND | | 2 | 0.77 |
| p-Chloro-m-cresol | 59-50-7 | | ND | | 2 | 0.35 |
| Phenol | 108-95-2 | 1 | ND | | 5 | 0.57 |
| Total SVOCs | | | 0.57 | - | - | - |
| **SEMIVOLATILE ORGANICS BY GC/MS-SIM** | | | | | | |
| 2-Chloronaphthalene | 91-58-7 | 10 | ND | | 0.2 | 0.02 |
| 2-Methylnaphthalene | 91-57-6 | | 0.04 | J | 0.1 | 0.02 |
| Acenaphthene | 83-32-9 | 20 | 0.06 | J | 0.1 | 0.01 |
| Acenaphthylene | 208-96-8 | | 0.05 | J | 0.1 | 0.01 |
| Anthracene | 120-12-7 | 50 | 0.1 | | 0.1 | 0.01 |
| Benzo(a)anthracene | 56-55-3 | 0.002 | 0.35 | | 0.1 | 0.02 |
| Benzo(a)pyrene | 50-32-8 | 0 | 0.38 | | 0.1 | 0.02 |
| Benzo(b)fluoranthene | 205-99-2 | 0.002 | 0.42 | | 0.1 | 0.01 |
| Benzo(ghi)perylene | 191-24-2 | | 0.24 | | 0.1 | 0.01 |
| Benzo(k)fluoranthene | 207-08-9 | 0.002 | 0.15 | | 0.1 | 0.01 |
| Chrysene | 218-01-9 | 0.002 | 0.31 | | 0.1 | 0.01 |
| Dibenzo(a,h)anthracene | 53-70-3 | | 0.05 | J | 0.1 | 0.01 |
| Fluoranthene | 206-44-0 | 50 | 0.75 | | 0.1 | 0.02 |
| Fluorene | 86-73-7 | 50 | 0.05 | J | 0.1 | 0.01 |
| Hexachlorobenzene | 118-74-1 | 0.04 | ND | | 0.8 | 0.01 |
| Hexachlorobutadiene | 87-68-3 | 0.5 | ND | | 0.5 | 0.05 |
| Hexachloroethane | 67-72-1 | 5 | ND | | 0.8 | 0.06 |
| Indeno(1,2,3-cd)pyrene | 193-39-5 | 0.002 | 0.25 | | 0.1 | 0.01 |
| Naphthalene | 91-20-3 | 10 | ND | | 0.1 | 0.05 |
| Pentachlorophenol | 87-86-5 | 1 | ND | | 0.8 | 0.01 |
| Phenanthrene | 85-01-8 | 50 | 0.36 | | 0.1 | 0.02 |
| Pyrene | 129-00-0 | 50 | 0.72 | | 0.1 | 0.02 |
| Total SVOCs | | | 4.28 | - | - | - |
| **SEMIVOLATILE ORGANICS BY GC/MS-TIC** | | | | | | |
| Unknown | | | 4.14 | J | 0 | 0 |
| Unknown | | | 17 | J | 0 | 0 |
| Unknown | | | 34 | J | 0 | 0 |
| Unknown | | | 3.71 | J | 0 | 0 |
| Unknown | | | 3.27 | JB | 0 | 0 |
| Unknown | | | 2.98 | JB | 0 | 0 |

**Table 3.2 - Groundwater Analytical Results**
**128-158 North Main Street**
**Portchester, New York**
**SESI Project # 12814**

| | | | | | | |
|---|---|---|---|---|---|---|
| | | TEMPORARY WELL ID: | TWP-301 | | | |
| | | SAMPLE ID: | TWP-301 | | | |
| | | LAB ID: | L2316226-11 | | | |
| | | COLLECTION DATE: | 3/28/2023 | | | |
| | | WELL SCREEN INTERVAL (FT BTWC): | 9-19 | | | |
| | | SAMPLE MATRIX: | WATER | | | |
| **ANALYTE** | **CAS** | **NYSDEC AWQS** | **Conc** | **Q** | **RL** | **MDL** |
| Unknown | | | 2.58 | J | 0 | 0 |
| Unknown | | | 20.8 | J | 0 | 0 |
| Unknown | | | 4.47 | J | 0 | 0 |
| Unknown | | | 2.69 | J | 0 | 0 |
| Unknown Alcohol | | | 5.13 | J | 0 | 0 |
| Unknown Organic Acid | | | 18.9 | JB | 0 | 0 |
| Unknown PAH | | | 3.78 | J | 0 | 0 |
| Unknown PAH | | | 3.93 | J | 0 | 0 |
| Unknown PAH | | | 5.2 | J | 0 | 0 |
| Total TIC Compounds | | | 133 | J | 0 | 0 |
| **ORGANOCHLORINE PESTICIDES BY GC** | | | | | | |
| 4,4'-DDD | 72-54-8 | 0.3 | ND | | 0.029 | 0.003 |
| 4,4'-DDE | 72-55-9 | 0.2 | ND | | 0.029 | 0.003 |
| 4,4'-DDT | 50-29-3 | 0.2 | ND | | 0.029 | 0.003 |
| Aldrin | 309-00-2 | 0 | ND | | 0.014 | 0.002 |
| Alpha-BHC | 319-84-6 | 0.01 | ND | | 0.014 | 0.003 |
| Beta-BHC | 319-85-7 | 0.04 | ND | | 0.014 | 0.004 |
| Chlordane | 57-74-9 | 0.05 | ND | | 0.143 | 0.033 |
| cis-Chlordane | 5103-71-9 | | ND | | 0.014 | 0.005 |
| Delta-BHC | 319-86-8 | 0.04 | ND | | 0.014 | 0.003 |
| Dieldrin | 60-57-1 | 0.004 | ND | | 0.029 | 0.003 |
| Endosulfan I | 959-98-8 | | ND | | 0.014 | 0.002 |
| Endosulfan II | 33213-65-9 | | ND | | 0.029 | 0.004 |
| Endosulfan sulfate | 1031-07-8 | | ND | | 0.029 | 0.003 |
| Endrin | 72-20-8 | 0 | ND | | 0.029 | 0.003 |
| Endrin aldehyde | 7421-93-4 | 5 | ND | | 0.029 | 0.006 |
| Endrin ketone | 53494-70-5 | 5 | ND | | 0.029 | 0.003 |
| Heptachlor | 76-44-8 | 0.04 | ND | | 0.014 | 0.002 |
| Heptachlor epoxide | 1024-57-3 | 0.03 | ND | | 0.014 | 0.003 |
| Lindane | 58-89-9 | 0.05 | ND | | 0.014 | 0.003 |
| Methoxychlor | 72-43-5 | 35 | ND | | 0.143 | 0.005 |
| Toxaphene | 8001-35-2 | 0.06 | ND | | 0.143 | 0.045 |
| trans-Chlordane | 5103-74-2 | | ND | | 0.014 | 0.004 |
| **POLYCHLORINATED BIPHENYLS BY GC** | | | | | | |
| Aroclor 1016 | 12674-11-2 | 0.09 | ND | | 0.071 | 0.061 |
| Aroclor 1221 | 11104-28-2 | 0.09 | ND | | 0.071 | 0.061 |
| Aroclor 1232 | 11141-16-5 | 0.09 | ND | | 0.071 | 0.061 |
| Aroclor 1242 | 53469-21-9 | 0.09 | ND | | 0.071 | 0.061 |
| Aroclor 1248 | 12672-29-6 | 0.09 | ND | | 0.071 | 0.061 |
| Aroclor 1254 | 11097-69-1 | 0.09 | ND | | 0.071 | 0.061 |
| Aroclor 1260 | 11096-82-5 | 0.09 | ND | | 0.071 | 0.061 |
| Aroclor 1262 | 37324-23-5 | 0.09 | ND | | 0.071 | 0.061 |
| Aroclor 1268 | 11100-14-4 | 0.09 | ND | | 0.071 | 0.061 |
| PCBs, Total | 1336-36-3 | | ND | | 0.071 | 0.061 |
| **TOTAL METALS** | | | | | | |
| Aluminum, Total | 7429-90-5 | | 15700 | | 100 | 32.7 |
| Antimony, Total | 7440-36-0 | 3 | 7.43 | J | 40 | 4.29 |
| Arsenic, Total | 7440-38-2 | 25 | 10.83 | | 5 | 1.65 |
| Barium, Total | 7440-39-3 | 1000 | 580.7 | | 5 | 1.73 |
| Beryllium, Total | 7440-41-7 | 3 | 1.3 | J | 5 | 1.07 |
| Cadmium, Total | 7440-43-9 | 5 | 0.91 | J | 2 | 0.59 |
| Calcium, Total | 7440-70-2 | | 71700 | | 1000 | 394 |
| Chromium, Total | 7440-47-3 | 50 | 77.04 | | 10 | 1.78 |
| Cobalt, Total | 7440-48-4 | | 45.63 | | 5 | 1.63 |
| Copper, Total | 7440-50-8 | 200 | 124.4 | | 10 | 3.84 |
| Iron, Total | 7439-89-6 | 300 | 25700 | | 500 | 191 |
| Lead, Total | 7439-92-1 | 25 | 132.8 | | 10 | 3.43 |
| Magnesium, Total | 7439-95-4 | 35000 | 19200 | | 700 | 242 |
| Manganese, Total | 7439-96-5 | 300 | 9363 | | 10 | 4.4 |
| Mercury, Total | 7439-97-6 | 0.7 | 0.21 | | 0.2 | 0.09 |
| Nickel, Total | 7440-02-0 | 100 | 65.57 | | 20 | 5.56 |
| Potassium, Total | 7440-09-7 | | 11900 | | 1000 | 309 |
| Selenium, Total | 7782-49-2 | 10 | 32.2 | J | 50 | 17.3 |
| Silver, Total | 7440-22-4 | 50 | ND | | 4 | 1.63 |
| Sodium, Total | 7440-23-5 | 20000 | 178000 | | 1000 | 293 |
| Thallium, Total | 7440-28-0 | 0.5 | ND | | 10 | 1.43 |
| Vanadium, Total | 7440-62-2 | | 23.61 | J | 50 | 15.7 |
| Zinc, Total | 7440-66-6 | 2000 | 106.9 | | 100 | 34.1 |
| **GENERAL CHEMISTRY** | | | | | | |
| Cyanide, Total | 57-12-5 | 200 | ND | | 5 | 1 |

* Comparison is not performed on parameters with non-numeric criteria.

**ABBRIEVIATIONS:**

**NYSDEC** = New York State Department of Environmental Conservation.
**NYSDEC AQWS** = New York TOGS 111 Ambient Water Quality Standards criteria.
**ug/L** = micrograms per liter.
**ng/L** = nanograms per liter.
**FT BTWC** = Feet below top of well casing.
**Conc** = Concentration
**Q** = Qualifier
**RL** = Reporting Limit
**MDL** = Method Detection Limit
**J** = Estimated concentration.
**JF** = The lower values for the two columns has been reported due to obvious interfe
**JB** = The RPD value between results for the two columns exceeds the method spec
**I** = The lower values for the two columns has been reported due to obvious interfe
**P** = The RPD value between results for the two columns exceeds the method spec
**B** = The analyte was detected above the reporting limit in the associated method bl
**NJ** = The analyte was detected above the reporting limit in the associated method bl
**ND** = Concentration not detected above RL.
**-** = Not Analyzed

**NOTES:**

Yellow Highlight = Concentration exceeds NYSDEC AQWS.

All concentrations are reported in ug/L, except for PFAS compounds which are reporeted in ng/L.

**Table 3.3 -Soil Vapor and Ambient Air Analytical Results**
**128-158 North Main Street**
**Portchester, New York**
**SESI Project # 12814**

| | | | | | | | | | | | | | | | | | | | | | | | | | | | |
|---|---|---|---|---|---|---|---|---|---|---|---|---|---|---|---|---|---|---|---|---|---|---|---|---|---|---|---|
| | | | | | | | SAMPLE ID: | SV-1 | | | | SV-2 | | | | SV-3 | | | | IA-1 | | | | IA-2 | | | |
| | | | | | | | LAB ID: | L2160924-04 | | | | L2160924-05 | | | | L2160924-06 | | | | L2160924-02 | | | | L2160924-03 | | | |
| | | | | | | | COLLECTION DATE: | 11/4/2021 | | | | 11/4/2021 | | | | 11/4/2021 | | | | 11/4/2021 | | | | 11/4/2021 | | | |
| | | | | | | | SAMPLE DEPTH (FT BGS): | 0.5 | | | | 0.5 | | | | 0.5 | | | | | | | | | | | |
| | | | | | | | SAMPLE MATRIX: | Sub-Slab Soil Vapor | | | | Sub-Slab Soil Vapor | | | | Sub-Slab Soil Vapor | | | | Indoor Air | | | | Indoor Air | | | |
| ANALYTE | CAS | NY-SSC-A (ug/m$^3$) | NY-IAC-A (ug/m$^3$) | NY-SSC-B (ug/m$^3$) | NY-IAC-B (ug/m$^3$) | NY-SSC-C (ug/m$^3$) | NY-IAC-C (ug/m$^3$) | Conc | Q | RL | MDL | Conc | Q | RL | MDL | Conc | Q | RL | MDL | Conc | Q | RL | MDL | Conc | Q | RL | MDL |
| **VOLATILE ORGANICS IN AIR** | | | | | | | | | | | | | | | | | | | | | | | | | | | |
| Dichlorodifluoromethane | 75-71-8 | | | | | | | 2.47 | | 2.33 | - | 2.07 | | 1.92 | - | 2.57 | | 2.37 | - | 2.26 | | 0.989 | - | 2.37 | | 0.989 | - |
| Chloromethane | 74-87-3 | | | | | | | 1.06 | | 0.975 | - | ND | | 0.801 | - | ND | | 0.989 | - | 0.89 | | 0.413 | - | 1.2 | | 0.413 | - |
| Freon-114 | 76-14-2 | | | | | | | ND | | 3.3 | - | ND | | 2.71 | - | ND | | 3.35 | - | ND | | 1.4 | - | ND | | 1.4 | - |
| Vinyl chloride | 75-01-4 | | | | | 6 | 0.2 | ND | | 1.21 | - | ND | | 0.992 | - | ND | | 1.22 | - | ND | | 0.051 | - | ND | | 0.051 | - |
| 1,3-Butadiene | 106-99-0 | | | | | | | ND | | 1.04 | - | ND | | 0.858 | - | ND | | 1.06 | - | ND | | 0.442 | - | ND | | 0.442 | - |
| Bromomethane | 74-83-9 | | | | | | | ND | | 1.83 | - | ND | | 1.51 | - | ND | | 1.86 | - | ND | | 0.777 | - | ND | | 0.777 | - |
| Chloroethane | 75-00-3 | | | | | | | ND | | 1.25 | - | ND | | 1.02 | - | ND | | 1.26 | - | ND | | 0.528 | - | ND | | 0.528 | - |
| Ethanol | 64-17-5 | | | | | | | 49 | | 22.2 | - | ND | | 18.3 | - | 198 | | 22.6 | - | 157 | | 9.42 | - | 90.4 | | 9.42 | - |
| Vinyl bromide | 593-60-2 | | | | | | | ND | | 2.06 | - | ND | | 1.7 | - | ND | | 2.09 | - | ND | | 0.874 | - | ND | | 0.874 | - |
| Acetone | 67-64-1 | | | | | | | 15.1 | | 5.61 | - | 15 | | 4.61 | - | 27.8 | | 5.68 | - | 11.9 | | 2.38 | - | 12.1 | | 2.38 | - |
| Trichlorofluoromethane | 75-69-4 | | | | | | | ND | | 2.65 | - | ND | | 2.18 | - | ND | | 2.69 | - | 1.44 | | 1.12 | - | 1.38 | | 1.12 | - |
| Isopropanol | 67-63-0 | | | | | | | ND | | 2.9 | - | ND | | 2.38 | - | 19.5 | | 2.95 | - | 12.5 | | 1.23 | - | 22 | | 1.23 | - |
| 1,1-Dichloroethene | 75-35-4 | 6 | 0.2 | | | | | ND | | 1.87 | - | ND | | 1.54 | - | ND | | 1.9 | - | ND | | 0.079 | - | ND | | 0.079 | - |
| Tertiary butyl Alcohol | 75-65-0 | | | | | | | ND | | 3.58 | - | ND | | 2.94 | - | 5.73 | | 3.64 | - | 2.26 | | 1.52 | - | ND | | 1.52 | - |
| Methylene chloride | 75-09-2 | | | 100 | 3 | | | ND | | 4.1 | - | ND | | 3.37 | - | ND | | 4.17 | - | ND | | 1.74 | - | ND | | 1.74 | - |
| 3-Chloropropene | 107-05-1 | | | | | | | ND | | 1.48 | - | ND | | 1.21 | - | ND | | 1.5 | - | ND | | 0.626 | - | ND | | 0.626 | - |
| Carbon disulfide | 75-15-0 | | | | | | | ND | | 1.47 | - | ND | | 1.21 | - | ND | | 1.49 | - | ND | | 0.623 | - | ND | | 0.623 | - |
| Freon-113 | 76-13-1 | | | | | | | ND | | 3.62 | - | ND | | 2.97 | - | ND | | 3.67 | - | ND | | 1.53 | - | ND | | 1.53 | - |
| trans-1,2-Dichloroethene | 156-60-5 | | | | | | | ND | | 1.87 | - | ND | | 1.54 | - | ND | | 1.9 | - | ND | | 0.793 | - | ND | | 0.793 | - |
| 1,1-Dichloroethane | 75-34-3 | | | | | | | ND | | 1.91 | - | ND | | 1.57 | - | ND | | 1.94 | - | ND | | 0.809 | - | ND | | 0.809 | - |
| Methyl tert butyl ether | 1634-04-4 | | | | | | | ND | | 1.7 | - | ND | | 1.4 | - | ND | | 1.73 | - | ND | | 0.721 | - | ND | | 0.721 | - |
| 2-Butanone | 78-93-3 | | | | | | | ND | | 3.48 | - | ND | | 2.86 | - | ND | | 3.54 | - | ND | | 1.47 | - | ND | | 1.47 | - |
| cis-1,2-Dichloroethene | 156-59-2 | 6 | 0.2 | | | | | ND | | 1.87 | - | ND | | 1.54 | - | ND | | 1.9 | - | ND | | 0.079 | - | ND | | 0.079 | - |
| Ethyl Acetate | 141-78-6 | | | | | | | ND | | 4.25 | - | ND | | 3.5 | - | ND | | 4.32 | - | ND | | 1.8 | - | ND | | 1.8 | - |
| Chloroform | 67-66-3 | | | | | | | ND | | 2.3 | - | 24.2 | | 1.89 | - | 101 | | 2.34 | - | ND | | 0.977 | - | 5.13 | | 0.977 | - |
| Tetrahydrofuran | 109-99-9 | | | | | | | ND | | 3.48 | - | ND | | 2.86 | - | 4.19 | | 3.54 | - | ND | | 1.47 | - | ND | | 1.47 | - |
| 1,2-Dichloroethane | 107-06-2 | | | | | | | ND | | 1.91 | - | ND | | 1.57 | - | ND | | 1.94 | - | ND | | 0.809 | - | ND | | 0.809 | - |
| n-Hexane | 110-54-3 | | | | | | | 3.03 | | 1.66 | - | 5.89 | | 1.37 | - | ND | | 1.69 | - | ND | | 0.705 | - | ND | | 0.705 | - |
| 1,1,1-Trichloroethane | 71-55-6 | | | 100 | 3 | | | ND | | 2.58 | - | ND | | 2.12 | - | ND | | 2.61 | - | ND | | 0.109 | - | ND | | 0.109 | - |
| Benzene | 71-43-2 | | | | | | | 1.61 | | 1.51 | - | ND | | 1.24 | - | ND | | 1.53 | - | ND | | 0.639 | - | ND | | 0.639 | - |
| Carbon tetrachloride | 56-23-5 | 6 | 0.2 | | | | | ND | | 2.97 | - | ND | | 2.44 | - | ND | | 3.01 | - | 0.44 | | 0.126 | - | 1.98 | | 0.126 | - |
| Cyclohexane | 110-82-7 | | | | | | | ND | | 1.62 | - | ND | | 1.34 | - | ND | | 1.65 | - | ND | | 0.688 | - | ND | | 0.688 | - |
| 1,2-Dichloropropane | 78-87-5 | | | | | | | ND | | 2.18 | - | ND | | 1.79 | - | ND | | 2.21 | - | ND | | 0.924 | - | ND | | 0.924 | - |
| Bromodichloromethane | 75-27-4 | | | | | | | ND | | 3.16 | - | ND | | 2.6 | - | ND | | 3.21 | - | ND | | 1.34 | - | ND | | 1.34 | - |
| 1,4-Dioxane | 123-91-1 | | | | | | | ND | | 1.7 | - | ND | | 1.4 | - | ND | | 1.73 | - | ND | | 0.721 | - | ND | | 0.721 | - |
| Trichloroethene | 79-01-6 | 6 | 0.2 | | | | | ND | | 2.54 | - | ND | | 2.09 | - | ND | | 2.57 | - | ND | | 0.107 | - | ND | | 0.107 | - |
| 2,2,4-Trimethylpentane | 540-84-1 | | | | | | | 3.67 | | 2.2 | - | ND | | 1.81 | - | ND | | 2.24 | - | 1.06 | | 0.934 | - | ND | | 0.934 | - |
| Heptane | 142-82-5 | | | | | | | ND | | 1.93 | - | 3.06 | | 1.59 | - | ND | | 1.96 | - | ND | | 0.82 | - | ND | | 0.82 | - |
| cis-1,3-Dichloropropene | 10061-01-5 | | | | | | | ND | | 2.14 | - | ND | | 1.76 | - | ND | | 2.17 | - | ND | | 0.908 | - | ND | | 0.908 | - |
| 4-Methyl-2-pentanone | 108-10-1 | | | | | | | ND | | 4.84 | - | ND | | 3.98 | - | ND | | 4.92 | - | ND | | 2.05 | - | ND | | 2.05 | - |
| trans-1,3-Dichloropropene | 10061-02-6 | | | | | | | ND | | 2.14 | - | ND | | 1.76 | - | ND | | 2.17 | - | ND | | 0.908 | - | ND | | 0.908 | - |
| 1,1,2-Trichloroethane | 79-00-5 | | | | | | | ND | | 2.58 | - | ND | | 2.12 | - | ND | | 2.61 | - | ND | | 1.09 | - | ND | | 1.09 | - |
| Toluene | 108-88-3 | | | | | | | 3.88 | | 1.78 | - | 2.06 | | 1.46 | - | 2.33 | | 1.81 | - | 1.35 | | 0.754 | - | 0.991 | | 0.754 | - |
| 2-Hexanone | 591-78-6 | | | | | | | ND | | 1.93 | - | ND | | 1.59 | - | ND | | 1.96 | - | ND | | 0.82 | - | ND | | 0.82 | - |
| Dibromochloromethane | 124-48-1 | | | | | | | ND | | 4.02 | - | ND | | 3.31 | - | ND | | 4.08 | - | ND | | 1.7 | - | ND | | 1.7 | - |
| 1,2-Dibromoethane | 106-93-4 | | | | | | | ND | | 3.63 | - | ND | | 2.98 | - | ND | | 3.68 | - | ND | | 1.54 | - | ND | | 1.54 | - |
| Tetrachloroethene | 127-18-4 | | | 100 | 3 | | | ND | | 3.2 | - | 22.2 | | 2.63 | - | 25.8 | | 3.25 | - | ND | | 0.136 | - | ND | | 0.136 | - |
| Chlorobenzene | 108-90-7 | | | | | | | ND | | 2.17 | - | ND | | 1.79 | - | ND | | 2.21 | - | ND | | 0.921 | - | ND | | 0.921 | - |
| Ethylbenzene | 100-41-4 | | | | | | | ND | | 2.05 | - | ND | | 1.69 | - | ND | | 2.08 | - | ND | | 0.869 | - | ND | | 0.869 | - |
| p/m-Xylene | 179601-23-1 | | | | | | | ND | | 4.1 | - | ND | | 3.37 | - | ND | | 4.16 | - | ND | | 1.74 | - | ND | | 1.74 | - |
| Bromoform | 75-25-2 | | | | | | | ND | | 4.88 | - | ND | | 4.01 | - | ND | | 4.95 | - | ND | | 2.07 | - | ND | | 2.07 | - |
| Styrene | 100-42-5 | | | | | | | ND | | 2.01 | - | ND | | 1.65 | - | ND | | 2.04 | - | ND | | 0.852 | - | ND | | 0.852 | - |
| 1,1,2,2-Tetrachloroethane | 79-34-5 | | | | | | | ND | | 3.24 | - | ND | | 2.66 | - | ND | | 3.29 | - | ND | | 1.37 | - | ND | | 1.37 | - |
| o-Xylene | 95-47-6 | | | | | | | ND | | 2.05 | - | ND | | 1.69 | - | ND | | 2.08 | - | ND | | 0.869 | - | ND | | 0.869 | - |
| 4-Ethyltoluene | 622-96-8 | | | | | | | ND | | 2.32 | - | ND | | 1.91 | - | ND | | 2.35 | - | ND | | 0.983 | - | ND | | 0.983 | - |
| 1,3,5-Trimethylbenzene | 108-67-8 | | | | | | | ND | | 2.32 | - | ND | | 1.91 | - | ND | | 2.35 | - | ND | | 0.983 | - | ND | | 0.983 | - |
| 1,2,4-Trimethylbenzene | 95-63-6 | | | | | | | ND | | 2.32 | - | ND | | 1.91 | - | ND | | 2.35 | - | ND | | 0.983 | - | ND | | 0.983 | - |
| Benzyl chloride | 100-44-7 | | | | | | | ND | | 2.44 | - | ND | | 2.01 | - | ND | | 2.48 | - | ND | | 1.04 | - | ND | | 1.04 | - |
| 1,3-Dichlorobenzene | 541-73-1 | | | | | | | ND | | 2.84 | - | ND | | 2.33 | - | ND | | 2.88 | - | ND | | 1.2 | - | ND | | 1.2 | - |
| 1,4-Dichlorobenzene | 106-46-7 | | | | | | | ND | | 2.84 | - | ND | | 2.33 | - | ND | | 2.88 | - | ND | | 1.2 | - | ND | | 1.2 | - |
| 1,2-Dichlorobenzene | 95-50-1 | | | | | | | ND | | 2.84 | - | ND | | 2.33 | - | ND | | 2.88 | - | ND | | 1.2 | - | ND | | 1.2 | - |
| 1,2,4-Trichlorobenzene | 120-82-1 | | | | | | | ND | | 3.5 | - | ND | | 2.88 | - | ND | | 3.56 | - | ND | | 1.48 | - | ND | | 1.48 | - |
| Hexachlorobutadiene | 87-68-3 | | | | | | | ND | | 5.03 | - | ND | | 4.14 | - | ND | | 5.11 | - | ND | | 2.13 | - | ND | | 2.13 | - |

**Table 3.3 -Soil Vapor and Ambient Air Analytical Results**
**128-158 North Main Street**
**Portchester, New York**
**SESI Project # 12814**

| | | | | | | | | | | | | | | | | | | | | | | | | | | | |
|---|---|---|---|---|---|---|---|---|---|---|---|---|---|---|---|---|---|---|---|---|---|---|---|---|---|---|---|
| | | | | | | | SAMPLE ID: | AA-1 | | | | SV-1 | | | | SV-2 | | | | SV-3 | | | | SV-4 | | | |
| | | | | | | | LAB ID: | L2160924-01 | | | | L2226073-01 | | | | L2232282-01 | | | | L2232282-03 | | | | L2232282-04 | | | |
| | | | | | | | COLLECTION DATE: | 11/4/2021 | | | | 5/17/2022 | | | | 6/16/2022 | | | | 6/16/2022 | | | | 6/16/2022 | | | |
| | | | | | | | SAMPLE DEPTH (FT BGS): | | | | | 0.5 | | | | 0.5 | | | | 5 | | | | 5 | | | |
| | | | | | | | SAMPLE MATRIX: | Ambient Air | | | | Sub-Slab Soil Vapor | | | | Sub-Slab Soil Vapor | | | | Soil Vapor | | | | Soil Vapor | | | |
| ANALYTE | CAS | NY-SSC-A (ug/m$^3$) | NY-IAC-A (ug/m$^3$) | NY-SSC-B (ug/m$^3$) | NY-IAC-B (ug/m$^3$) | NY-SSC-C (ug/m$^3$) | NY-IAC-C (ug/m$^3$) | Conc | Q | RL | MDL | Conc | Q | RL | MDL | Conc | Q | RL | MDL | Conc | Q | RL | MDL | Conc | Q | RL | MDL |
| **VOLATILE ORGANICS IN AIR** | | | | | | | | | | | | | | | | | | | | | | | | | | | |
| Dichlorodifluoromethane | 75-71-8 | | | | | | | 2.32 | | 0.989 | - | 2.92 | | 0.989 | - | 3.16 | | 1.93 | - | 2.97 | | 0.989 | - | 3.08 | | 0.989 | - |
| Chloromethane | 74-87-3 | | | | | | | 0.964 | | 0.413 | - | ND | | 0.413 | - | ND | | 0.805 | - | 1.39 | | 0.413 | - | 0.531 | | 0.413 | - |
| Freon-114 | 76-14-2 | | | | | | | ND | | 1.4 | - | ND | | 1.4 | - | ND | | 2.73 | - | ND | | 1.4 | - | ND | | 1.4 | - |
| Vinyl chloride | 75-01-4 | | | | | 6 | 0.2 | ND | | 0.051 | - | ND | | 0.511 | - | ND | | 0.997 | - | 0.718 | | 0.511 | - | ND | | 0.511 | - |
| 1,3-Butadiene | 106-99-0 | | | | | | | ND | | 0.442 | - | 2.16 | | 0.442 | - | 1.36 | | 0.863 | - | 11.8 | | 0.442 | - | 1.38 | | 0.442 | - |
| Bromomethane | 74-83-9 | | | | | | | ND | | 0.777 | - | ND | | 0.777 | - | ND | | 1.51 | - | ND | | 0.777 | - | ND | | 0.777 | - |
| Chloroethane | 75-00-3 | | | | | | | ND | | 0.528 | - | ND | | 0.528 | - | ND | | 1.03 | - | ND | | 0.528 | - | ND | | 0.528 | - |
| Ethanol | 64-17-5 | | | | | | | 11.4 | | 9.42 | - | 16.9 | | 9.42 | - | 26.8 | | 18.4 | - | 28.3 | | 9.42 | - | 10.1 | | 9.42 | - |
| Vinyl bromide | 593-60-2 | | | | | | | ND | | 0.874 | - | ND | | 0.874 | - | ND | | 1.71 | - | ND | | 0.874 | - | ND | | 0.874 | - |
| Acetone | 67-64-1 | | | | | | | 4.37 | | 2.38 | - | 17.8 | | 2.38 | - | 76 | | 4.63 | - | 159 | | 2.38 | - | 131 | | 2.38 | - |
| Trichlorofluoromethane | 75-69-4 | | | | | | | 1.43 | | 1.12 | - | 1.4 | | 1.12 | - | 3.06 | | 2.19 | - | 1.84 | | 1.12 | - | 2.7 | | 1.12 | - |
| Isopropanol | 67-63-0 | | | | | | | ND | | 1.23 | - | 2.61 | | 1.23 | - | 4.69 | | 2.4 | - | 4.97 | | 1.23 | - | 1.89 | | 1.23 | - |
| 1,1-Dichloroethene | 75-35-4 | 6 | 0.2 | | | | | ND | | 0.079 | - | ND | | 0.793 | - | ND | | 1.55 | - | ND | | 0.793 | - | ND | | 0.793 | - |
| Tertiary butyl Alcohol | 75-65-0 | | | | | | | ND | | 1.52 | - | 2.02 | | 1.52 | - | 70.3 | | 2.96 | - | 30.2 | | 1.52 | - | 92.8 | | 1.52 | - |
| Methylene chloride | 75-09-2 | | | 100 | 3 | | | ND | | 1.74 | - | ND | | 1.74 | - | ND | | 3.39 | - | 5.38 | | 1.74 | - | 2.87 | | 1.74 | - |
| 3-Chloropropene | 107-05-1 | | | | | | | ND | | 0.626 | - | ND | | 0.626 | - | ND | | 1.22 | - | ND | | 0.626 | - | ND | | 0.626 | - |
| Carbon disulfide | 75-15-0 | | | | | | | ND | | 0.623 | - | 1.53 | | 0.623 | - | ND | | 1.21 | - | 6.29 | | 0.623 | - | 1.74 | | 0.623 | - |
| Freon-113 | 76-13-1 | | | | | | | ND | | 1.53 | - | ND | | 1.53 | - | ND | | 2.99 | - | ND | | 1.53 | - | ND | | 1.53 | - |
| trans-1,2-Dichloroethene | 156-60-5 | | | | | | | ND | | 0.793 | - | ND | | 0.793 | - | ND | | 1.55 | - | ND | | 0.793 | - | ND | | 0.793 | - |
| 1,1-Dichloroethane | 75-34-3 | | | | | | | ND | | 0.809 | - | ND | | 0.809 | - | ND | | 1.58 | - | ND | | 0.809 | - | ND | | 0.809 | - |
| Methyl tert butyl ether | 1634-04-4 | | | | | | | ND | | 0.721 | - | ND | | 0.721 | - | ND | | 1.41 | - | ND | | 0.721 | - | ND | | 0.721 | - |
| 2-Butanone | 78-93-3 | | | | | | | ND | | 1.47 | - | 3.19 | | 1.47 | - | 61.9 | | 2.88 | - | 52.5 | | 1.47 | - | 21.1 | | 1.47 | - |
| cis-1,2-Dichloroethene | 156-59-2 | 6 | 0.2 | | | | | ND | | 0.079 | - | ND | | 0.793 | - | ND | | 1.55 | - | ND | | 0.793 | - | ND | | 0.793 | - |
| Ethyl Acetate | 141-78-6 | | | | | | | ND | | 1.8 | - | ND | | 1.8 | - | 5.05 | | 3.52 | - | 2.41 | | 1.8 | - | ND | | 1.8 | - |
| Chloroform | 67-66-3 | | | | | | | ND | | 0.977 | - | 1.84 | | 0.977 | - | ND | | 1.9 | - | 195 | | 0.977 | - | 2.1 | | 0.977 | - |
| Tetrahydrofuran | 109-99-9 | | | | | | | ND | | 1.47 | - | ND | | 1.47 | - | 8.52 | | 2.88 | - | 4.22 | | 1.47 | - | 3.19 | | 1.47 | - |
| 1,2-Dichloroethane | 107-06-2 | | | | | | | ND | | 0.809 | - | ND | | 0.809 | - | ND | | 1.58 | - | ND | | 0.809 | - | ND | | 0.809 | - |
| n-Hexane | 110-54-3 | | | | | | | ND | | 0.705 | - | 126 | | 0.705 | - | 4.79 | | 1.37 | - | 5.22 | | 0.705 | - | 2.13 | | 0.705 | - |
| 1,1,1-Trichloroethane | 71-55-6 | | | 100 | 3 | | | ND | | 0.109 | - | ND | | 1.09 | - | ND | | 2.13 | - | ND | | 1.09 | - | ND | | 1.09 | - |
| Benzene | 71-43-2 | | | | | | | ND | | 0.639 | - | 4.31 | | 0.639 | - | 1.51 | | 1.25 | - | 7.41 | | 0.639 | - | 1.51 | | 0.639 | - |
| Carbon tetrachloride | 56-23-5 | 6 | 0.2 | | | | | 0.44 | | 0.126 | - | ND | | 1.26 | - | ND | | 2.45 | - | ND | | 1.26 | - | ND | | 1.26 | - |
| Cyclohexane | 110-82-7 | | | | | | | ND | | 0.688 | - | 50.6 | | 0.688 | - | 1.48 | | 1.34 | - | 1.73 | | 0.688 | - | 2.22 | | 0.688 | - |
| 1,2-Dichloropropane | 78-87-5 | | | | | | | ND | | 0.924 | - | ND | | 0.924 | - | ND | | 1.8 | - | ND | | 0.924 | - | ND | | 0.924 | - |
| Bromodichloromethane | 75-27-4 | | | | | | | ND | | 1.34 | - | ND | | 1.34 | - | ND | | 2.61 | - | ND | | 1.34 | - | ND | | 1.34 | - |
| 1,4-Dioxane | 123-91-1 | | | | | | | ND | | 0.721 | - | ND | | 0.721 | - | ND | | 1.41 | - | ND | | 0.721 | - | ND | | 0.721 | - |
| Trichloroethene | 79-01-6 | 6 | 0.2 | | | | | ND | | 0.107 | - | ND | | 1.07 | - | ND | | 2.1 | - | ND | | 1.07 | - | ND | | 1.07 | - |
| 2,2,4-Trimethylpentane | 540-84-1 | | | | | | | ND | | 0.934 | - | ND | | 0.934 | - | 3.21 | | 1.82 | - | 2.41 | | 0.934 | - | 2.42 | | 0.934 | - |
| Heptane | 142-82-5 | | | | | | | ND | | 0.82 | - | 139 | | 0.82 | - | 3.2 | | 1.6 | - | 2.79 | | 0.82 | - | 2.36 | | 0.82 | - |
| cis-1,3-Dichloropropene | 10061-01-5 | | | | | | | ND | | 0.908 | - | ND | | 0.908 | - | ND | | 1.77 | - | ND | | 0.908 | - | ND | | 0.908 | - |
| 4-Methyl-2-pentanone | 108-10-1 | | | | | | | ND | | 2.05 | - | ND | | 2.05 | - | 27.5 | | 4 | - | 28.3 | | 2.05 | - | 11.4 | | 2.05 | - |
| trans-1,3-Dichloropropene | 10061-02-6 | | | | | | | ND | | 0.908 | - | ND | | 0.908 | - | ND | | 1.77 | - | ND | | 0.908 | - | ND | | 0.908 | - |
| 1,1,2-Trichloroethane | 79-00-5 | | | | | | | ND | | 1.09 | - | ND | | 1.09 | - | ND | | 2.13 | - | ND | | 1.09 | - | ND | | 1.09 | - |
| Toluene | 108-88-3 | | | | | | | 1.04 | | 0.754 | - | 74.6 | | 0.754 | - | 18.2 | | 1.47 | - | 21.1 | | 0.754 | - | 17.2 | | 0.754 | - |
| 2-Hexanone | 591-78-6 | | | | | | | ND | | 0.82 | - | ND | | 0.82 | - | 17.1 | | 1.6 | - | 23.9 | | 0.82 | - | 5.12 | | 0.82 | - |
| Dibromochloromethane | 124-48-1 | | | | | | | ND | | 1.7 | - | ND | | 1.7 | - | ND | | 3.32 | - | ND | | 1.7 | - | ND | | 1.7 | - |
| 1,2-Dibromoethane | 106-93-4 | | | | | | | ND | | 1.54 | - | ND | | 1.54 | - | ND | | 3 | - | ND | | 1.54 | - | ND | | 1.54 | - |
| Tetrachloroethene | 127-18-4 | | | 100 | 3 | | | ND | | 0.136 | - | 2.67 | | 1.36 | - | 20.4 | | 2.64 | - | 1.72 | | 1.36 | - | 2.14 | | 1.36 | - |
| Chlorobenzene | 108-90-7 | | | | | | | ND | | 0.921 | - | ND | | 0.921 | - | ND | | 1.8 | - | ND | | 0.921 | - | ND | | 0.921 | - |
| Ethylbenzene | 100-41-4 | | | | | | | ND | | 0.869 | - | 12.8 | | 0.869 | - | ND | | 1.69 | - | 1.59 | | 0.869 | - | 1.14 | | 0.869 | - |
| p/m-Xylene | 179601-23-1 | | | | | | | ND | | 1.74 | - | 44.7 | | 1.74 | - | 5.04 | | 3.39 | - | 6.65 | | 1.74 | - | 4.78 | | 1.74 | - |
| Bromoform | 75-25-2 | | | | | | | ND | | 2.07 | - | ND | | 2.07 | - | ND | | 4.03 | - | ND | | 2.07 | - | ND | | 2.07 | - |
| Styrene | 100-42-5 | | | | | | | ND | | 0.852 | - | ND | | 0.852 | - | ND | | 1.66 | - | ND | | 0.852 | - | ND | | 0.852 | - |
| 1,1,2,2-Tetrachloroethane | 79-34-5 | | | | | | | ND | | 1.37 | - | ND | | 1.37 | - | ND | | 2.68 | - | ND | | 1.37 | - | ND | | 1.37 | - |
| o-Xylene | 95-47-6 | | | | | | | ND | | 0.869 | - | 19.2 | | 0.869 | - | 2.01 | | 1.69 | - | 2.97 | | 0.869 | - | 1.91 | | 0.869 | - |
| 4-Ethyltoluene | 622-96-8 | | | | | | | ND | | 0.983 | - | 3.87 | | 0.983 | - | ND | | 1.92 | - | ND | | 0.983 | - | ND | | 0.983 | - |
| 1,3,5-Trimethylbenzene | 108-67-8 | | | | | | | ND | | 0.983 | - | 4.46 | | 0.983 | - | ND | | 1.92 | - | ND | | 0.983 | - | ND | | 0.983 | - |
| 1,2,4-Trimethylbenzene | 95-63-6 | | | | | | | ND | | 0.983 | - | 15.7 | | 0.983 | - | ND | | 1.92 | - | 1.18 | | 0.983 | - | ND | | 0.983 | - |
| Benzyl chloride | 100-44-7 | | | | | | | ND | | 1.04 | - | ND | | 1.04 | - | ND | | 2.02 | - | ND | | 1.04 | - | ND | | 1.04 | - |
| 1,3-Dichlorobenzene | 541-73-1 | | | | | | | ND | | 1.2 | - | ND | | 1.2 | - | ND | | 2.34 | - | ND | | 1.2 | - | ND | | 1.2 | - |
| 1,4-Dichlorobenzene | 106-46-7 | | | | | | | ND | | 1.2 | - | ND | | 1.2 | - | ND | | 2.34 | - | ND | | 1.2 | - | ND | | 1.2 | - |
| 1,2-Dichlorobenzene | 95-50-1 | | | | | | | ND | | 1.2 | - | ND | | 1.2 | - | ND | | 2.34 | - | ND | | 1.2 | - | ND | | 1.2 | - |
| 1,2,4-Trichlorobenzene | 120-82-1 | | | | | | | ND | | 1.48 | - | ND | | 1.48 | - | ND | | 2.9 | - | ND | | 1.48 | - | ND | | 1.48 | - |
| Hexachlorobutadiene | 87-68-3 | | | | | | | ND | | 2.13 | - | ND | | 2.13 | - | ND | | 4.16 | - | ND | | 2.13 | - | ND | | 2.13 | - |

**Table 3.3 -Soil Vapor and Ambient Air Analytical Results**
**128-158 North Main Street**
**Portchester, New York**
**SESI Project # 12814**

| | | | | | | | | | | | | | | | | | | | | | | | | | | | |
|---|---|---|---|---|---|---|---|---|---|---|---|---|---|---|---|---|---|---|---|---|---|---|---|---|---|---|---|
| | | | | | | | SAMPLE ID: | SV-5 | | | | IA-1 | | | | IA-2 | | | | IA-3 | | | | AMBIENT-1 | | | |
| | | | | | | | LAB ID: | L2232282-05 | | | | L2226073-02 | | | | L2232282-02 | | | | L2232282-06 | | | | L2232282-07 | | | |
| | | | | | | | COLLECTION DATE: | 6/16/2022 | | | | 5/17/2022 | | | | 6/16/2022 | | | | 6/16/2022 | | | | 6/16/2022 | | | |
| | | | | | | | SAMPLE DEPTH (FT BGS): | 0.5 | | | | | | | | | | | | | | | | | | | |
| | | | | | | | SAMPLE MATRIX: | Sub-Slab Soil Vapor | | | | Indoor Air | | | | Indoor Air | | | | Indoor Air | | | | Ambient Air | | | |
| ANALYTE | CAS | NY-SSC-A (ug/m$^3$) | NY-IAC-A (ug/m$^3$) | NY-SSC-B (ug/m$^3$) | NY-IAC-B (ug/m$^3$) | NY-SSC-C (ug/m$^3$) | NY-IAC-C (ug/m$^3$) | Conc | Q | RL | MDL | Conc | Q | RL | MDL | Conc | Q | RL | MDL | Conc | Q | RL | MDL | Conc | Q | RL | MDL |
| **VOLATILE ORGANICS IN AIR** | | | | | | | | | | | | | | | | | | | | | | | | | | | |
| Dichlorodifluoromethane | 75-71-8 | | | | | | | 2.92 | | 0.989 | - | 2.75 | | 0.989 | - | 3.29 | | 0.989 | - | 2.92 | | 0.989 | - | 2.86 | | 0.989 | - |
| Chloromethane | 74-87-3 | | | | | | | 0.543 | | 0.413 | - | 1.3 | | 0.413 | - | 1.28 | | 0.413 | - | 1.38 | | 0.413 | - | 1.22 | | 0.413 | - |
| Freon-114 | 76-14-2 | | | | | | | ND | | 1.4 | - | ND | | 1.4 | - | ND | | 1.4 | - | ND | | 1.4 | - | ND | | 1.4 | - |
| Vinyl chloride | 75-01-4 | | | | | 6 | 0.2 | ND | | 0.511 | - | ND | | 0.511 | - | ND | | 0.051 | - | 0.112 | | 0.051 | - | ND | | 0.051 | - |
| 1,3-Butadiene | 106-99-0 | | | | | | | 0.615 | | 0.442 | - | ND | | 0.442 | - | ND | | 0.442 | - | ND | | 0.442 | - | ND | | 0.442 | - |
| Bromomethane | 74-83-9 | | | | | | | ND | | 0.777 | - | ND | | 0.777 | - | ND | | 0.777 | - | ND | | 0.777 | - | ND | | 0.777 | - |
| Chloroethane | 75-00-3 | | | | | | | ND | | 0.528 | - | ND | | 0.528 | - | ND | | 0.528 | - | ND | | 0.528 | - | ND | | 0.528 | - |
| Ethanol | 64-17-5 | | | | | | | 44.3 | | 9.42 | - | 37.5 | | 9.42 | - | 46.4 | | 9.42 | - | 277 | | 9.42 | - | ND | | 9.42 | - |
| Vinyl bromide | 593-60-2 | | | | | | | ND | | 0.874 | - | ND | | 0.874 | - | ND | | 0.874 | - | ND | | 0.874 | - | ND | | 0.874 | - |
| Acetone | 67-64-1 | | | | | | | 32.3 | | 2.38 | - | 8.62 | | 2.38 | - | 30.9 | | 2.38 | - | 23.5 | | 2.38 | - | 7.84 | | 2.38 | - |
| Trichlorofluoromethane | 75-69-4 | | | | | | | 1.69 | | 1.12 | - | 1.36 | | 1.12 | - | 3.09 | | 1.12 | - | 1.46 | | 1.12 | - | 1.42 | | 1.12 | - |
| Isopropanol | 67-63-0 | | | | | | | 5.56 | | 1.23 | - | 3.2 | | 1.23 | - | 6.69 | | 1.23 | - | 4.94 | | 1.23 | - | 1.32 | | 1.23 | - |
| 1,1-Dichloroethene | 75-35-4 | 6 | 0.2 | | | | | ND | | 0.793 | - | ND | | 0.793 | - | ND | | 0.079 | - | ND | | 0.079 | - | ND | | 0.079 | - |
| Tertiary butyl Alcohol | 75-65-0 | | | | | | | 40.3 | | 1.52 | - | ND | | 1.52 | - | ND | | 1.52 | - | ND | | 1.52 | - | ND | | 1.52 | - |
| Methylene chloride | 75-09-2 | | | 100 | 3 | | | ND | | 1.74 | - | ND | | 1.74 | - | ND | | 1.74 | - | 8.09 | | 1.74 | - | ND | | 1.74 | - |
| 3-Chloropropene | 107-05-1 | | | | | | | ND | | 0.626 | - | ND | | 0.626 | - | ND | | 0.626 | - | ND | | 0.626 | - | ND | | 0.626 | - |
| Carbon disulfide | 75-15-0 | | | | | | | 0.701 | | 0.623 | - | ND | | 0.623 | - | ND | | 0.623 | - | ND | | 0.623 | - | ND | | 0.623 | - |
| Freon-113 | 76-13-1 | | | | | | | ND | | 1.53 | - | ND | | 1.53 | - | ND | | 1.53 | - | ND | | 1.53 | - | ND | | 1.53 | - |
| trans-1,2-Dichloroethene | 156-60-5 | | | | | | | ND | | 0.793 | - | ND | | 0.793 | - | ND | | 0.793 | - | ND | | 0.793 | - | ND | | 0.793 | - |
| 1,1-Dichloroethane | 75-34-3 | | | | | | | ND | | 0.809 | - | ND | | 0.809 | - | ND | | 0.809 | - | ND | | 0.809 | - | ND | | 0.809 | - |
| Methyl tert butyl ether | 1634-04-4 | | | | | | | ND | | 0.721 | - | ND | | 0.721 | - | ND | | 0.721 | - | ND | | 0.721 | - | ND | | 0.721 | - |
| 2-Butanone | 78-93-3 | | | | | | | 3.04 | | 1.47 | - | ND | | 1.47 | - | 5.49 | | 1.47 | - | ND | | 1.47 | - | ND | | 1.47 | - |
| cis-1,2-Dichloroethene | 156-59-2 | 6 | 0.2 | | | | | ND | | 0.793 | - | ND | | 0.793 | - | ND | | 0.079 | - | 0.254 | | 0.079 | - | ND | | 0.079 | - |
| Ethyl Acetate | 141-78-6 | | | | | | | ND | | 1.8 | - | ND | | 1.8 | - | ND | | 1.8 | - | 2.36 | | 1.8 | - | ND | | 1.8 | - |
| Chloroform | 67-66-3 | | | | | | | 4.66 | | 0.977 | - | ND | | 0.977 | - | 1.57 | | 0.977 | - | 12.9 | | 0.977 | - | ND | | 0.977 | - |
| Tetrahydrofuran | 109-99-9 | | | | | | | 1.91 | | 1.47 | - | ND | | 1.47 | - | 3.92 | | 1.47 | - | ND | | 1.47 | - | ND | | 1.47 | - |
| 1,2-Dichloroethane | 107-06-2 | | | | | | | ND | | 0.809 | - | ND | | 0.809 | - | ND | | 0.809 | - | ND | | 0.809 | - | ND | | 0.809 | - |
| n-Hexane | 110-54-3 | | | | | | | 0.818 | | 0.705 | - | 1.65 | | 0.705 | - | ND | | 0.705 | - | 1.05 | | 0.705 | - | ND | | 0.705 | - |
| 1,1,1-Trichloroethane | 71-55-6 | | | 100 | 3 | | | ND | | 1.09 | - | ND | | 1.09 | - | ND | | 0.109 | - | ND | | 0.109 | - | ND | | 0.109 | - |
| Benzene | 71-43-2 | | | | | | | 0.815 | | 0.639 | - | 0.716 | | 0.639 | - | ND | | 0.639 | - | ND | | 0.639 | - | ND | | 0.639 | - |
| Carbon tetrachloride | 56-23-5 | 6 | 0.2 | | | | | ND | | 1.26 | - | ND | | 1.26 | - | 0.579 | | 0.126 | - | 0.667 | | 0.126 | - | 0.585 | | 0.126 | - |
| Cyclohexane | 110-82-7 | | | | | | | 0.719 | | 0.688 | - | ND | | 0.688 | - | ND | | 0.688 | - | ND | | 0.688 | - | ND | | 0.688 | - |
| 1,2-Dichloropropane | 78-87-5 | | | | | | | ND | | 0.924 | - | ND | | 0.924 | - | ND | | 0.924 | - | ND | | 0.924 | - | ND | | 0.924 | - |
| Bromodichloromethane | 75-27-4 | | | | | | | ND | | 1.34 | - | ND | | 1.34 | - | ND | | 1.34 | - | 2.18 | | 1.34 | - | ND | | 1.34 | - |
| 1,4-Dioxane | 123-91-1 | | | | | | | ND | | 0.721 | - | ND | | 0.721 | - | ND | | 0.721 | - | ND | | 0.721 | - | ND | | 0.721 | - |
| Trichloroethene | 79-01-6 | 6 | 0.2 | | | | | ND | | 1.07 | - | ND | | 1.07 | - | ND | | 0.107 | - | 0.242 | | 0.107 | - | ND | | 0.107 | - |
| 2,2,4-Trimethylpentane | 540-84-1 | | | | | | | 1.73 | | 0.934 | - | 0.953 | | 0.934 | - | ND | | 0.934 | - | ND | | 0.934 | - | ND | | 0.934 | - |
| Heptane | 142-82-5 | | | | | | | 0.971 | | 0.82 | - | ND | | 0.82 | - | ND | | 0.82 | - | ND | | 0.82 | - | ND | | 0.82 | - |
| cis-1,3-Dichloropropene | 10061-01-5 | | | | | | | ND | | 0.908 | - | ND | | 0.908 | - | ND | | 0.908 | - | ND | | 0.908 | - | ND | | 0.908 | - |
| 4-Methyl-2-pentanone | 108-10-1 | | | | | | | ND | | 2.05 | - | ND | | 2.05 | - | ND | | 2.05 | - | ND | | 2.05 | - | ND | | 2.05 | - |
| trans-1,3-Dichloropropene | 10061-02-6 | | | | | | | ND | | 0.908 | - | ND | | 0.908 | - | ND | | 0.908 | - | ND | | 0.908 | - | ND | | 0.908 | - |
| 1,1,2-Trichloroethane | 79-00-5 | | | | | | | ND | | 1.09 | - | ND | | 1.09 | - | ND | | 1.09 | - | ND | | 1.09 | - | ND | | 1.09 | - |
| Toluene | 108-88-3 | | | | | | | 13 | | 0.754 | - | 2.27 | | 0.754 | - | 1.53 | | 0.754 | - | 2.81 | | 0.754 | - | 1.1 | | 0.754 | - |
| 2-Hexanone | 591-78-6 | | | | | | | 0.922 | | 0.82 | - | ND | | 0.82 | - | ND | | 0.82 | - | ND | | 0.82 | - | ND | | 0.82 | - |
| Dibromochloromethane | 124-48-1 | | | | | | | ND | | 1.7 | - | ND | | 1.7 | - | ND | | 1.7 | - | ND | | 1.7 | - | ND | | 1.7 | - |
| 1,2-Dibromoethane | 106-93-4 | | | | | | | ND | | 1.54 | - | ND | | 1.54 | - | ND | | 1.54 | - | ND | | 1.54 | - | ND | | 1.54 | - |
| Tetrachloroethene | 127-18-4 | | | 100 | 3 | | | 5.19 | | 1.36 | - | ND | | 1.36 | - | 0.197 | | 0.136 | - | 2.91 | | 0.136 | - | 0.183 | | 0.136 | - |
| Chlorobenzene | 108-90-7 | | | | | | | ND | | 0.921 | - | ND | | 0.921 | - | ND | | 0.921 | - | ND | | 0.921 | - | ND | | 0.921 | - |
| Ethylbenzene | 100-41-4 | | | | | | | 1.76 | | 0.869 | - | ND | | 0.869 | - | 1.39 | | 0.869 | - | 2.78 | | 0.869 | - | ND | | 0.869 | - |
| p/m-Xylene | 179601-23-1 | | | | | | | 6.78 | | 1.74 | - | 1.97 | | 1.74 | - | 5.52 | | 1.74 | - | 10.3 | | 1.74 | - | ND | | 1.74 | - |
| Bromoform | 75-25-2 | | | | | | | ND | | 2.07 | - | ND | | 2.07 | - | ND | | 2.07 | - | ND | | 2.07 | - | ND | | 2.07 | - |
| Styrene | 100-42-5 | | | | | | | ND | | 0.852 | - | ND | | 0.852 | - | ND | | 0.852 | - | ND | | 0.852 | - | ND | | 0.852 | - |
| 1,1,2,2-Tetrachloroethane | 79-34-5 | | | | | | | ND | | 1.37 | - | ND | | 1.37 | - | ND | | 1.37 | - | ND | | 1.37 | - | ND | | 1.37 | - |
| o-Xylene | 95-47-6 | | | | | | | 2.78 | | 0.869 | - | ND | | 0.869 | - | 1.59 | | 0.869 | - | 4.6 | | 0.869 | - | ND | | 0.869 | - |
| 4-Ethyltoluene | 622-96-8 | | | | | | | ND | | 0.983 | - | ND | | 0.983 | - | ND | | 0.983 | - | 7.57 | | 0.983 | - | ND | | 0.983 | - |
| 1,3,5-Trimethylbenzene | 108-67-8 | | | | | | | 1.19 | | 0.983 | - | ND | | 0.983 | - | ND | | 0.983 | - | 10 | | 0.983 | - | ND | | 0.983 | - |
| 1,2,4-Trimethylbenzene | 95-63-6 | | | | | | | 3.66 | | 0.983 | - | ND | | 0.983 | - | 1.17 | | 0.983 | - | 40.7 | | 0.983 | - | ND | | 0.983 | - |
| Benzyl chloride | 100-44-7 | | | | | | | ND | | 1.04 | - | ND | | 1.04 | - | ND | | 1.04 | - | ND | | 1.04 | - | ND | | 1.04 | - |
| 1,3-Dichlorobenzene | 541-73-1 | | | | | | | ND | | 1.2 | - | ND | | 1.2 | - | ND | | 1.2 | - | ND | | 1.2 | - | ND | | 1.2 | - |
| 1,4-Dichlorobenzene | 106-46-7 | | | | | | | ND | | 1.2 | - | ND | | 1.2 | - | ND | | 1.2 | - | ND | | 1.2 | - | ND | | 1.2 | - |
| 1,2-Dichlorobenzene | 95-50-1 | | | | | | | ND | | 1.2 | - | ND | | 1.2 | - | ND | | 1.2 | - | ND | | 1.2 | - | ND | | 1.2 | - |
| 1,2,4-Trichlorobenzene | 120-82-1 | | | | | | | ND | | 1.48 | - | ND | | 1.48 | - | ND | | 1.48 | - | ND | | 1.48 | - | ND | | 1.48 | - |
| Hexachlorobutadiene | 87-68-3 | | | | | | | ND | | 2.13 | - | ND | | 2.13 | - | ND | | 2.13 | - | ND | | 2.13 | - | ND | | 2.13 | - |

**Table 3.3 -Soil Vapor and Ambient Air Analytical Results**
**128-158 North Main Street**
**Portchester, New York**
**SESI Project # 12814**

| | | | | BORING/SAMPLE ID: | SV-201 | | | | SV-202 | | | | SV-203 | | | | SV-204 | | | | SV-205 | | | |
|---|---|---|---|---|---|---|---|---|---|---|---|---|---|---|---|---|---|---|---|---|---|---|---|---|
| | | | | LAB ID: | L2304591-01 | | | | L2304298-01 | | | | L2305242-01 | | | | L2305242-02 | | | | L2305242-03 | | | |
| | | | | COLLECTION DATE: | 1/26/2023 | | | | 1/25/2023 | | | | 1/31/2023 | | | | 1/31/2023 | | | | 1/31/2023 | | | |
| | | | | SAMPLE DEPTH (FT BGS): | 5 | | | | 5 | | | | 5 | | | | 5 | | | | 5 | | | |
| | | | | SAMPLE MATRIX: | Soil Vapor | | | | Soil Vapor | | | | Soil Vapor | | | | Soil Vapor | | | | Soil Vapor | | | |
| ANALYTE | CAS | NY-SSC-A ($ug/m^3$) | NY-SSC-B ($ug/m^3$) | NY-SSC-C ($ug/m^3$) | Conc | Q | RL | MDL | Conc | Q | RL | MDL | Conc | Q | RL | MDL | Conc | Q | RL | MDL | Conc | Q | RL | MDL |
| **VOLATILE ORGANICS IN AIR** | | | | | | | | | | | | | | | | | | | | | | | | |
| 1,1,1-Trichloroethane | 71-55-6 | | 100 | | 5.06 | | 1.09 | - | ND | | 6.06 | - | ND | | 1.09 | - | ND | | 1.09 | - | ND | | 1.09 | - |
| 1,1,2,2-Tetrachloroethane | 79-34-5 | | | | ND | | 1.37 | - | ND | | 7.62 | - | ND | | 1.37 | - | ND | | 1.37 | - | ND | | 1.37 | - |
| 1,1,2-Trichloroethane | 79-00-5 | | | | ND | | 1.09 | - | ND | | 6.06 | - | ND | | 1.09 | - | ND | | 1.09 | - | ND | | 1.09 | - |
| 1,1-Dichloroethane | 75-34-3 | | | | ND | | 0.809 | - | ND | | 4.49 | - | ND | | 0.809 | - | ND | | 0.809 | - | ND | | 0.809 | - |
| 1,1-Dichloroethene | 75-35-4 | 6 | | | ND | | 0.793 | - | ND | | 4.4 | - | ND | | 0.793 | - | ND | | 0.793 | - | ND | | 0.793 | - |
| 1,2,4-Trichlorobenzene | 120-82-1 | | | | ND | | 1.48 | - | ND | | 8.24 | - | ND | | 1.48 | - | ND | | 1.48 | - | ND | | 1.48 | - |
| 1,2,4-Trimethylbenzene | 95-63-6 | | | | ND | | 0.983 | - | ND | | 5.46 | - | 2.92 | | 0.983 | - | ND | | 0.983 | - | ND | | 0.983 | - |
| 1,2-Dibromoethane | 106-93-4 | | | | ND | | 1.54 | - | ND | | 8.53 | - | ND | | 1.54 | - | ND | | 1.54 | - | ND | | 1.54 | - |
| 1,2-Dichlorobenzene | 95-50-1 | | | | ND | | 1.2 | - | ND | | 6.67 | - | ND | | 1.2 | - | ND | | 1.2 | - | ND | | 1.2 | - |
| 1,2-Dichloroethane | 107-06-2 | | | | ND | | 0.809 | - | ND | | 4.49 | - | ND | | 0.809 | - | ND | | 0.809 | - | ND | | 0.809 | - |
| 1,2-Dichloropropane | 78-87-5 | | | | ND | | 0.924 | - | ND | | 5.13 | - | ND | | 0.924 | - | ND | | 0.924 | - | ND | | 0.924 | - |
| 1,3,5-Trimethylbenzene | 108-67-8 | | | | ND | | 0.983 | - | ND | | 5.46 | - | 1.02 | | 0.983 | - | ND | | 0.983 | - | ND | | 0.983 | - |
| 1,3-Butadiene | 106-99-0 | | | | 1.16 | | 0.442 | - | 4.2 | | 2.46 | - | ND | | 0.442 | - | ND | | 0.442 | - | ND | | 0.442 | - |
| 1,3-Dichlorobenzene | 541-73-1 | | | | ND | | 1.2 | - | ND | | 6.67 | - | ND | | 1.2 | - | ND | | 1.2 | - | ND | | 1.2 | - |
| 1,4-Dichlorobenzene | 106-46-7 | | | | ND | | 1.2 | - | ND | | 6.67 | - | ND | | 1.2 | - | ND | | 1.2 | - | ND | | 1.2 | - |
| 1,4-Dioxane | 123-91-1 | | | | ND | | 0.721 | - | ND | | 4 | - | ND | | 0.721 | - | ND | | 0.721 | - | ND | | 0.721 | - |
| 2,2,4-Trimethylpentane | 540-84-1 | | | | ND | | 0.934 | - | ND | | 5.18 | - | 3.52 | | 0.934 | - | ND | | 0.934 | - | ND | | 0.934 | - |
| 2-Butanone | 78-93-3 | | | | 3.21 | | 1.47 | - | ND | | 8.2 | - | 7.37 | | 1.47 | - | 2.11 | | 1.47 | - | ND | | 1.47 | - |
| 2-Hexanone | 591-78-6 | | | | 2 | | 0.82 | - | ND | | 4.55 | - | ND | | 0.82 | - | ND | | 0.82 | - | ND | | 0.82 | - |
| 3-Chloropropene | 107-05-1 | | | | ND | | 0.626 | - | ND | | 3.47 | - | ND | | 0.626 | - | ND | | 0.626 | - | ND | | 0.626 | - |
| 4-Ethyltoluene | 622-96-8 | | | | ND | | 0.983 | - | ND | | 5.46 | - | ND | | 0.983 | - | ND | | 0.983 | - | ND | | 0.983 | - |
| 4-Methyl-2-pentanone | 108-10-1 | | | | ND | | 2.05 | - | ND | | 11.4 | - | ND | | 2.05 | - | ND | | 2.05 | - | ND | | 2.05 | - |
| Acetone | 67-64-1 | | | | 13.5 | | 2.38 | - | ND | | 13.2 | - | 25.7 | | 2.38 | - | 10.2 | | 2.38 | - | 8.36 | | 2.38 | - |
| Benzene | 71-43-2 | | | | 2 | | 0.639 | - | 4.57 | | 3.55 | - | 0.802 | | 0.639 | - | ND | | 0.639 | - | 0.664 | | 0.639 | - |
| Benzyl chloride | 100-44-7 | | | | ND | | 1.04 | - | ND | | 5.75 | - | ND | | 1.04 | - | ND | | 1.04 | - | ND | | 1.04 | - |
| Bromodichloromethane | 75-27-4 | | | | ND | | 1.34 | - | ND | | 7.44 | - | ND | | 1.34 | - | ND | | 1.34 | - | ND | | 1.34 | - |
| Bromoform | 75-25-2 | | | | ND | | 2.07 | - | ND | | 11.5 | - | ND | | 2.07 | - | ND | | 2.07 | - | ND | | 2.07 | - |
| Bromomethane | 74-83-9 | | | | ND | | 0.777 | - | ND | | 4.31 | - | ND | | 0.777 | - | ND | | 0.777 | - | ND | | 0.777 | - |
| Carbon disulfide | 75-15-0 | | | | 3.36 | | 0.623 | - | 9.65 | | 3.46 | - | 1.5 | | 0.623 | - | ND | | 0.623 | - | 1.92 | | 0.623 | - |
| Carbon tetrachloride | 56-23-5 | 6 | | | ND | | 1.26 | - | ND | | 6.98 | - | ND | | 1.26 | - | ND | | 1.26 | - | ND | | 1.26 | - |
| Chlorobenzene | 108-90-7 | | | | ND | | 0.921 | - | ND | | 5.11 | - | ND | | 0.921 | - | ND | | 0.921 | - | ND | | 0.921 | - |
| Chloroethane | 75-00-3 | | | | ND | | 0.528 | - | ND | | 2.93 | - | ND | | 0.528 | - | ND | | 0.528 | - | ND | | 0.528 | - |
| Chloroform | 67-66-3 | | | | ND | | 0.977 | - | ND | | 5.42 | - | 14 | | 0.977 | - | 1.63 | | 0.977 | - | ND | | 0.977 | - |
| Chloromethane | 74-87-3 | | | | 0.719 | | 0.413 | - | ND | | 2.29 | - | ND | | 0.413 | - | ND | | 0.413 | - | 0.684 | | 0.413 | - |
| cis-1,2-Dichloroethene | 156-59-2 | 6 | | | ND | | 0.793 | - | ND | | 4.4 | - | ND | | 0.793 | - | ND | | 0.793 | - | ND | | 0.793 | - |
| cis-1,3-Dichloropropene | 10061-01-5 | | | | ND | | 0.908 | - | ND | | 5.04 | - | ND | | 0.908 | - | ND | | 0.908 | - | ND | | 0.908 | - |
| Cyclohexane | 110-82-7 | | | | 2.5 | | 0.688 | - | 7.85 | | 3.82 | - | 1.46 | | 0.688 | - | ND | | 0.688 | - | ND | | 0.688 | - |
| Dibromochloromethane | 124-48-1 | | | | ND | | 1.7 | - | ND | | 9.46 | - | ND | | 1.7 | - | ND | | 1.7 | - | ND | | 1.7 | - |
| Dichlorodifluoromethane | 75-71-8 | | | | 1.89 | | 0.989 | - | ND | | 5.49 | - | 2.2 | | 0.989 | - | 2.25 | | 0.989 | - | 2.27 | | 0.989 | - |
| Ethanol | 64-17-5 | | | | ND | | 9.42 | - | ND | | 52.4 | - | ND | | 9.42 | - | ND | | 9.42 | - | ND | | 9.42 | - |
| Ethyl Acetate | 141-78-6 | | | | ND | | 1.8 | - | ND | | 10 | - | ND | | 1.8 | - | ND | | 1.8 | - | ND | | 1.8 | - |
| Ethylbenzene | 100-41-4 | | | | 1.73 | | 0.869 | - | 903 | | 4.82 | - | 16.5 | | 0.869 | - | 4.52 | | 0.869 | - | ND | | 0.869 | - |
| Freon-113 | 76-13-1 | | | | ND | | 1.53 | - | ND | | 8.51 | - | ND | | 1.53 | - | ND | | 1.53 | - | ND | | 1.53 | - |
| Freon-114 | 76-14-2 | | | | ND | | 1.4 | - | ND | | 7.76 | - | ND | | 1.4 | - | ND | | 1.4 | - | ND | | 1.4 | - |
| Heptane | 142-82-5 | | | | 3.33 | | 0.82 | - | 60.7 | | 4.55 | - | 2.77 | | 0.82 | - | ND | | 0.82 | - | 1.79 | | 0.82 | - |
| Hexachlorobutadiene | 87-68-3 | | | | ND | | 2.13 | - | ND | | 11.8 | - | ND | | 2.13 | - | ND | | 2.13 | - | ND | | 2.13 | - |
| Isopropanol | 67-63-0 | | | | ND | | 1.23 | - | ND | | 6.83 | - | ND | | 1.23 | - | ND | | 1.23 | - | ND | | 1.23 | - |
| Methyl tert butyl ether | 1634-04-4 | | | | ND | | 0.721 | - | ND | | 4 | - | ND | | 0.721 | - | ND | | 0.721 | - | ND | | 0.721 | - |
| Methylene chloride | 75-09-2 | | 100 | | ND | | 1.74 | - | ND | | 9.66 | - | ND | | 1.74 | - | ND | | 1.74 | - | ND | | 1.74 | - |
| n-Hexane | 110-54-3 | | | | 6.17 | | 0.705 | - | 9.02 | | 3.91 | - | 2.16 | | 0.705 | - | 0.768 | | 0.705 | - | 2.19 | | 0.705 | - |
| o-Xylene | 95-47-6 | | | | 1.65 | | 0.869 | - | 513 | | 4.82 | - | 16.9 | | 0.869 | - | 3.84 | | 0.869 | - | ND | | 0.869 | - |
| p/m-Xylene | 179601-23-1 | | | | 7.47 | | 1.74 | - | 2500 | | 9.64 | - | 56 | | 1.74 | - | 7.73 | | 1.74 | - | 1.77 | | 1.74 | - |
| Styrene | 100-42-5 | | | | ND | | 0.852 | - | ND | | 4.73 | - | ND | | 0.852 | - | ND | | 0.852 | - | ND | | 0.852 | - |
| Tertiary butyl Alcohol | 75-65-0 | | | | ND | | 1.52 | - | ND | | 8.43 | - | 7.34 | | 1.52 | - | 2.58 | | 1.52 | - | 2.42 | | 1.52 | - |
| Tetrachloroethene | 127-18-4 | | 100 | | 132 | | 1.36 | - | 81.4 | | 7.53 | - | 3.01 | | 1.36 | - | 12.1 | | 1.36 | - | ND | | 1.36 | - |
| Tetrahydrofuran | 109-99-9 | | | | ND | | 1.47 | - | ND | | 8.2 | - | ND | | 1.47 | - | ND | | 1.47 | - | ND | | 1.47 | - |
| Toluene | 108-88-3 | | | | 46 | | 0.754 | - | 73.1 | | 4.18 | - | 44.1 | | 0.754 | - | 8.1 | | 0.754 | - | 4.9 | | 0.754 | - |
| trans-1,2-Dichloroethene | 156-60-5 | | | | ND | | 0.793 | - | ND | | 4.4 | - | ND | | 0.793 | - | ND | | 0.793 | - | ND | | 0.793 | - |
| trans-1,3-Dichloropropene | 10061-02-6 | | | | ND | | 0.908 | - | ND | | 5.04 | - | ND | | 0.908 | - | ND | | 0.908 | - | ND | | 0.908 | - |
| Trichloroethene | 79-01-6 | 6 | | | ND | | 1.07 | - | ND | | 5.97 | - | ND | | 1.07 | - | ND | | 1.07 | - | ND | | 1.07 | - |
| Trichlorofluoromethane | 75-69-4 | | | | ND | | 1.12 | - | ND | | 6.24 | - | ND | | 1.12 | - | ND | | 1.12 | - | 1.15 | | 1.12 | - |
| Vinyl bromide | 593-60-2 | | | | ND | | 0.874 | - | ND | | 4.85 | - | ND | | 0.874 | - | ND | | 0.874 | - | ND | | 0.874 | - |
| Vinyl chloride | 75-01-4 | | | 6 | ND | | 0.511 | - | ND | | 2.84 | - | ND | | 0.511 | - | ND | | 0.511 | - | ND | | 0.511 | - |

**Table 3.3 -Soil Vapor and Ambient Air Analytical Results**
**128-158 North Main Street**
**Portchester, New York**
**SESI Project # 12814**

| | | | | BORING/SAMPLE ID: | SSV-201 | | | | SSV-202 | | | | SSSV-203 | | | | SSSV-204 | | | |
|---|---|---|---|---|---|---|---|---|---|---|---|---|---|---|---|---|---|---|---|---|
| | | | | LAB ID: | L2305056-01 | | | | L2305056-02 | | | | L2304817-01 | | | | L2304591-02 | | | |
| | | | | COLLECTION DATE: | 1/30/2023 | | | | 1/30/2023 | | | | 1/27/2023 | | | | 1/26/2023 | | | |
| | | | | SAMPLE DEPTH (FT BGS): | 0.5 | | | | 0.5 | | | | 0.5 | | | | 0.5 | | | |
| | | | | SAMPLE MATRIX: | Sub-Slab Soil Vapor | | | | Sub-Slab Soil Vapor | | | | Sub-Slab Soil Vapor | | | | Sub-Slab Soil Vapor | | | |
| ANALYTE | CAS | NY-SSC-A ($ug/m^3$) | NY-SSC-B ($ug/m^3$) | NY-SSC-C ($ug/m^3$) | Conc | Q | RL | MDL | Conc | Q | RL | MDL | Conc | Q | RL | MDL | Conc | Q | RL | MDL |
| **VOLATILE ORGANICS IN AIR** | | | | | | | | | | | | | | | | | | | | |
| 1,1,1-Trichloroethane | 71-55-6 | | 100 | | 1.1 | | 1.09 | - | ND | | 1.09 | - | ND | | 1.09 | - | ND | | 1.09 | - |
| 1,1,2,2-Tetrachloroethane | 79-34-5 | | | | ND | | 1.37 | - | ND | | 1.37 | - | ND | | 1.37 | - | ND | | 1.37 | - |
| 1,1,2-Trichloroethane | 79-00-5 | | | | ND | | 1.09 | - | ND | | 1.09 | - | ND | | 1.09 | - | ND | | 1.09 | - |
| 1,1-Dichloroethane | 75-34-3 | | | | ND | | 0.809 | - | ND | | 0.809 | - | ND | | 0.809 | - | ND | | 0.809 | - |
| 1,1-Dichloroethene | 75-35-4 | 6 | | | ND | | 0.793 | - | ND | | 0.793 | - | 0.912 | | 0.793 | - | ND | | 0.793 | - |
| 1,2,4-Trichlorobenzene | 120-82-1 | | | | ND | | 1.48 | - | ND | | 1.48 | - | ND | | 1.48 | - | ND | | 1.48 | - |
| 1,2,4-Trimethylbenzene | 95-63-6 | | | | 3.4 | | 0.983 | - | 3.04 | | 0.983 | - | 17.5 | | 0.983 | - | 2.9 | | 0.983 | - |
| 1,2-Dibromoethane | 106-93-4 | | | | ND | | 1.54 | - | ND | | 1.54 | - | ND | | 1.54 | - | ND | | 1.54 | - |
| 1,2-Dichlorobenzene | 95-50-1 | | | | ND | | 1.2 | - | ND | | 1.2 | - | 18.9 | | 1.2 | - | ND | | 1.2 | - |
| 1,2-Dichloroethane | 107-06-2 | | | | ND | | 0.809 | - | ND | | 0.809 | - | ND | | 0.809 | - | ND | | 0.809 | - |
| 1,2-Dichloropropane | 78-87-5 | | | | ND | | 0.924 | - | ND | | 0.924 | - | ND | | 0.924 | - | ND | | 0.924 | - |
| 1,3,5-Trimethylbenzene | 108-67-8 | | | | ND | | 0.983 | - | ND | | 0.983 | - | 11.8 | | 0.983 | - | ND | | 0.983 | - |
| 1,3-Butadiene | 106-99-0 | | | | 1.49 | | 0.442 | - | ND | | 0.442 | - | 0.502 | | 0.442 | - | 1.96 | | 0.442 | - |
| 1,3-Dichlorobenzene | 541-73-1 | | | | ND | | 1.2 | - | ND | | 1.2 | - | ND | | 1.2 | - | ND | | 1.2 | - |
| 1,4-Dichlorobenzene | 106-46-7 | | | | ND | | 1.2 | - | ND | | 1.2 | - | 1.75 | | 1.2 | - | ND | | 1.2 | - |
| 1,4-Dioxane | 123-91-1 | | | | ND | | 0.721 | - | ND | | 0.721 | - | ND | | 0.721 | - | ND | | 0.721 | - |
| 2,2,4-Trimethylpentane | 540-84-1 | | | | ND | | 0.934 | - | ND | | 0.934 | - | ND | | 0.934 | - | ND | | 0.934 | - |
| 2-Butanone | 78-93-3 | | | | 6.93 | | 1.47 | - | 10 | | 1.47 | - | 12.5 | | 1.47 | - | ND | | 1.47 | - |
| 2-Hexanone | 591-78-6 | | | | ND | | 0.82 | - | ND | | 0.82 | - | ND | | 0.82 | - | ND | | 0.82 | - |
| 3-Chloropropene | 107-05-1 | | | | ND | | 0.626 | - | ND | | 0.626 | - | ND | | 0.626 | - | ND | | 0.626 | - |
| 4-Ethyltoluene | 622-96-8 | | | | ND | | 0.983 | - | ND | | 0.983 | - | 3.52 | | 0.983 | - | ND | | 0.983 | - |
| 4-Methyl-2-pentanone | 108-10-1 | | | | ND | | 2.05 | - | ND | | 2.05 | - | ND | | 2.05 | - | ND | | 2.05 | - |
| Acetone | 67-64-1 | | | | 98.8 | | 2.38 | - | 39 | | 2.38 | - | 114 | | 2.38 | - | 15.7 | | 2.38 | - |
| Benzene | 71-43-2 | | | | 3.8 | | 0.639 | - | 1 | | 0.639 | - | 20 | | 0.639 | - | 0.645 | | 0.639 | - |
| Benzyl chloride | 100-44-7 | | | | ND | | 1.04 | - | ND | | 1.04 | - | ND | | 1.04 | - | ND | | 1.04 | - |
| Bromodichloromethane | 75-27-4 | | | | ND | | 1.34 | - | ND | | 1.34 | - | ND | | 1.34 | - | ND | | 1.34 | - |
| Bromoform | 75-25-2 | | | | ND | | 2.07 | - | ND | | 2.07 | - | ND | | 2.07 | - | ND | | 2.07 | - |
| Bromomethane | 74-83-9 | | | | ND | | 0.777 | - | ND | | 0.777 | - | ND | | 0.777 | - | ND | | 0.777 | - |
| Carbon disulfide | 75-15-0 | | | | 6.73 | | 0.623 | - | 1.18 | | 0.623 | - | 17.9 | | 0.623 | - | 3.74 | | 0.623 | - |
| Carbon tetrachloride | 56-23-5 | 6 | | | ND | | 1.26 | - | ND | | 1.26 | - | ND | | 1.26 | - | ND | | 1.26 | - |
| Chlorobenzene | 108-90-7 | | | | ND | | 0.921 | - | ND | | 0.921 | - | ND | | 0.921 | - | ND | | 0.921 | - |
| Chloroethane | 75-00-3 | | | | ND | | 0.528 | - | ND | | 0.528 | - | ND | | 0.528 | - | ND | | 0.528 | - |
| Chloroform | 67-66-3 | | | | 1.22 | | 0.977 | - | 5.86 | | 0.977 | - | 36.1 | | 0.977 | - | 1.39 | | 0.977 | - |
| Chloromethane | 74-87-3 | | | | ND | | 0.413 | - | ND | | 0.413 | - | 0.551 | | 0.413 | - | 0.915 | | 0.413 | - |
| cis-1,2-Dichloroethene | 156-59-2 | 6 | | | ND | | 0.793 | - | ND | | 0.793 | - | ND | | 0.793 | - | ND | | 0.793 | - |
| cis-1,3-Dichloropropene | 10061-01-5 | | | | ND | | 0.908 | - | ND | | 0.908 | - | ND | | 0.908 | - | ND | | 0.908 | - |
| Cyclohexane | 110-82-7 | | | | 5.85 | | 0.688 | - | 1.07 | | 0.688 | - | 35.8 | | 0.688 | - | 3.58 | | 0.688 | - |
| Dibromochloromethane | 124-48-1 | | | | ND | | 1.7 | - | ND | | 1.7 | - | ND | | 1.7 | - | ND | | 1.7 | - |
| Dichlorodifluoromethane | 75-71-8 | | | | 2.53 | | 0.989 | - | 2.72 | | 0.989 | - | 3.74 | | 0.989 | - | 2.33 | | 0.989 | - |
| Ethanol | 64-17-5 | | | | 23 | | 9.42 | - | 22.4 | | 9.42 | - | 23.4 | | 9.42 | - | ND | | 9.42 | - |
| Ethyl Acetate | 141-78-6 | | | | ND | | 1.8 | - | ND | | 1.8 | - | ND | | 1.8 | - | ND | | 1.8 | - |
| Ethylbenzene | 100-41-4 | | | | 1.96 | | 0.869 | - | 1.3 | | 0.869 | - | 14.6 | | 0.869 | - | 2.48 | | 0.869 | - |
| Freon-113 | 76-13-1 | | | | ND | | 1.53 | - | ND | | 1.53 | - | ND | | 1.53 | - | ND | | 1.53 | - |
| Freon-114 | 76-14-2 | | | | ND | | 1.4 | - | ND | | 1.4 | - | ND | | 1.4 | - | ND | | 1.4 | - |
| Heptane | 142-82-5 | | | | 3.05 | | 0.82 | - | ND | | 0.82 | - | 64.8 | | 0.82 | - | ND | | 0.82 | - |
| Hexachlorobutadiene | 87-68-3 | | | | ND | | 2.13 | - | ND | | 2.13 | - | ND | | 2.13 | - | ND | | 2.13 | - |
| Isopropanol | 67-63-0 | | | | 14.9 | | 1.23 | - | 24.3 | | 1.23 | - | 4.1 | | 1.23 | - | ND | | 1.23 | - |
| Methyl tert butyl ether | 1634-04-4 | | | | ND | | 0.721 | - | ND | | 0.721 | - | ND | | 0.721 | - | ND | | 0.721 | - |
| Methylene chloride | 75-09-2 | | 100 | | ND | | 1.74 | - | ND | | 1.74 | - | 12.7 | | 1.74 | - | ND | | 1.74 | - |
| n-Hexane | 110-54-3 | | | | 36.3 | | 0.705 | - | 138 | | 0.705 | - | 12.8 | | 0.705 | - | 3.26 | | 0.705 | - |
| o-Xylene | 95-47-6 | | | | 3.8 | | 0.869 | - | 2.53 | | 0.869 | - | 25.7 | | 0.869 | - | 4.14 | | 0.869 | - |
| p/m-Xylene | 179601-23-1 | | | | 9.77 | | 1.74 | - | 6.56 | | 1.74 | - | 57.8 | | 1.74 | - | 11.7 | | 1.74 | - |
| Styrene | 100-42-5 | | | | ND | | 0.852 | - | ND | | 0.852 | - | 1.69 | | 0.852 | - | ND | | 0.852 | - |
| Tertiary butyl Alcohol | 75-65-0 | | | | 32.7 | | 1.52 | - | 6.34 | | 1.52 | - | 31.2 | | 1.52 | - | ND | | 1.52 | - |
| Tetrachloroethene | 127-18-4 | | 100 | | 4.79 | | 1.36 | - | 3.25 | | 1.36 | - | 630 | | 1.36 | - | 5.32 | | 1.36 | - |
| Tetrahydrofuran | 109-99-9 | | | | ND | | 1.47 | - | ND | | 1.47 | - | ND | | 1.47 | - | ND | | 1.47 | - |
| Toluene | 108-88-3 | | | | 34.2 | | 0.754 | - | 17 | | 0.754 | - | 49.4 | | 0.754 | - | 44.1 | | 0.754 | - |
| trans-1,2-Dichloroethene | 156-60-5 | | | | ND | | 0.793 | - | ND | | 0.793 | - | ND | | 0.793 | - | ND | | 0.793 | - |
| trans-1,3-Dichloropropene | 10061-02-6 | | | | ND | | 0.908 | - | ND | | 0.908 | - | ND | | 0.908 | - | ND | | 0.908 | - |
| Trichloroethene | 79-01-6 | 6 | | | ND | | 1.07 | - | ND | | 1.07 | - | 1.25 | | 1.07 | - | ND | | 1.07 | - |
| Trichlorofluoromethane | 75-69-4 | | | | 1.72 | | 1.12 | - | 1.28 | | 1.12 | - | ND | | 1.12 | - | ND | | 1.12 | - |
| Vinyl bromide | 593-60-2 | | | | ND | | 0.874 | - | ND | | 0.874 | - | ND | | 0.874 | - | ND | | 0.874 | - |
| Vinyl chloride | 75-01-4 | | | 6 | ND | | 0.511 | - | ND | | 0.511 | - | ND | | 0.511 | - | ND | | 0.511 | - |

**Table 3.3 -Soil Vapor and Ambient Air Analytical Results**
**128-158 North Main Street**
**Portchester, New York**
**SESI Project # 12814**

| | | | | SAMPLE ID: | SV-301 | | | | SSSV-301 | | | |
|---|---|---|---|---|---|---|---|---|---|---|---|---|
| | | | | LAB ID: | L2316228-01 | | | | L2316228-02 | | | |
| | | | | COLLECTION DATE: | 3/28/2023 | | | | 3/28/2023 | | | |
| | | | | SAMPLE DEPTH (FT BGS): | 5 | | | | 0.5 | | | |
| | | | | SAMPLE MATRIX: | Soil Vapor | | | | Sub-Slab Soil Vapor | | | |
| ANALYTE | CAS | NY-SSC-A (ug/m$^3$) | NY-SSC-B (ug/m$^3$) | NY-SSC-C (ug/m$^3$) | Conc | Q | RL | MDL | Conc | Q | RL | MDL |
| **VOLATILE ORGANICS IN AIR** | | | | | | | | | | | | |
| Dichlorodifluoromethane | 75-71-8 | | | | 2.57 | | 0.989 | - | 2.47 | | 0.989 | - |
| Chloromethane | 74-87-3 | | | | ND | | 0.413 | - | ND | | 0.413 | - |
| Freon-114 | 76-14-2 | | | | ND | | 1.4 | - | ND | | 1.4 | - |
| Vinyl chloride | 75-01-4 | | | 6 | ND | | 0.511 | - | ND | | 0.511 | - |
| 1,3-Butadiene | 106-99-0 | | | | 2.61 | | 0.442 | - | ND | | 0.442 | - |
| Bromomethane | 74-83-9 | | | | ND | | 0.777 | - | ND | | 0.777 | - |
| Chloroethane | 75-00-3 | | | | ND | | 0.528 | - | ND | | 0.528 | - |
| Ethanol | 64-17-5 | | | | ND | | 9.42 | - | 10.9 | | 9.42 | - |
| Vinyl bromide | 593-60-2 | | | | ND | | 0.874 | - | ND | | 0.874 | - |
| Acetone | 67-64-1 | | | | 24.2 | | 2.38 | - | 47.3 | | 2.38 | - |
| Trichlorofluoromethane | 75-69-4 | | | | 1.27 | | 1.12 | - | 1.57 | | 1.12 | - |
| Isopropanol | 67-63-0 | | | | 1.34 | | 1.23 | - | 2.46 | | 1.23 | - |
| 1,1-Dichloroethene | 75-35-4 | 6 | | | ND | | 0.793 | - | ND | | 0.793 | - |
| Tertiary butyl Alcohol | 75-65-0 | | | | 5.21 | | 1.52 | - | 2.42 | | 1.52 | - |
| Methylene chloride | 75-09-2 | | 100 | | ND | | 1.74 | - | ND | | 1.74 | - |
| 3-Chloropropene | 107-05-1 | | | | ND | | 0.626 | - | ND | | 0.626 | - |
| Carbon disulfide | 75-15-0 | | | | 8.07 | | 0.623 | - | ND | | 0.623 | - |
| Freon-113 | 76-13-1 | | | | ND | | 1.53 | - | ND | | 1.53 | - |
| trans-1,2-Dichloroethene | 156-60-5 | | | | ND | | 0.793 | - | ND | | 0.793 | - |
| 1,1-Dichloroethane | 75-34-3 | | | | ND | | 0.809 | - | ND | | 0.809 | - |
| Methyl tert butyl ether | 1634-04-4 | | | | ND | | 0.721 | - | ND | | 0.721 | - |
| 2-Butanone | 78-93-3 | | | | ND | | 1.47 | - | 9.91 | | 1.47 | - |
| cis-1,2-Dichloroethene | 156-59-2 | 6 | | | ND | | 0.793 | - | ND | | 0.793 | - |
| Ethyl Acetate | 141-78-6 | | | | ND | | 1.8 | - | ND | | 1.8 | - |
| Chloroform | 67-66-3 | | | | ND | | 0.977 | - | ND | | 0.977 | - |
| Tetrahydrofuran | 109-99-9 | | | | ND | | 1.47 | - | 2.43 | | 1.47 | - |
| 1,2-Dichloroethane | 107-06-2 | | | | ND | | 0.809 | - | ND | | 0.809 | - |
| n-Hexane | 110-54-3 | | | | 230 | | 0.705 | - | 3.63 | | 0.705 | - |
| 1,1,1-Trichloroethane | 71-55-6 | | 100 | | ND | | 1.09 | - | ND | | 1.09 | - |
| Benzene | 71-43-2 | | | | 1.76 | | 0.639 | - | 1.06 | | 0.639 | - |
| Carbon tetrachloride | 56-23-5 | 6 | | | ND | | 1.26 | - | ND | | 1.26 | - |
| Cyclohexane | 110-82-7 | | | | 5.99 | | 0.688 | - | ND | | 0.688 | - |
| 1,2-Dichloropropane | 78-87-5 | | | | ND | | 0.924 | - | ND | | 0.924 | - |
| Bromodichloromethane | 75-27-4 | | | | ND | | 1.34 | - | ND | | 1.34 | - |
| 1,4-Dioxane | 123-91-1 | | | | ND | | 0.721 | - | ND | | 0.721 | - |
| Trichloroethene | 79-01-6 | 6 | | | ND | | 1.07 | - | ND | | 1.07 | - |
| 2,2,4-Trimethylpentane | 540-84-1 | | | | ND | | 0.934 | - | ND | | 0.934 | - |
| Heptane | 142-82-5 | | | | 133 | | 0.82 | - | ND | | 0.82 | - |
| cis-1,3-Dichloropropene | 10061-01-5 | | | | ND | | 0.908 | - | ND | | 0.908 | - |
| 4-Methyl-2-pentanone | 108-10-1 | | | | ND | | 2.05 | - | 4.67 | | 2.05 | - |
| trans-1,3-Dichloropropene | 10061-02-6 | | | | ND | | 0.908 | - | ND | | 0.908 | - |
| 1,1,2-Trichloroethane | 79-00-5 | | | | ND | | 1.09 | - | ND | | 1.09 | - |
| Toluene | 108-88-3 | | | | 46.4 | | 0.754 | - | 53.1 | | 0.754 | - |
| 2-Hexanone | 591-78-6 | | | | ND | | 0.82 | - | ND | | 0.82 | - |
| Dibromochloromethane | 124-48-1 | | | | ND | | 1.7 | - | ND | | 1.7 | - |
| 1,2-Dibromoethane | 106-93-4 | | | | ND | | 1.54 | - | ND | | 1.54 | - |
| Tetrachloroethene | 127-18-4 | | 100 | | 29.6 | | 1.36 | - | 75.9 | | 1.36 | - |
| Chlorobenzene | 108-90-7 | | | | ND | | 0.921 | - | ND | | 0.921 | - |
| Ethylbenzene | 100-41-4 | | | | 3.58 | | 0.869 | - | 3.98 | | 0.869 | - |
| p/m-Xylene | 179601-23-1 | | | | 16.4 | | 1.74 | - | 18.5 | | 1.74 | - |
| Bromoform | 75-25-2 | | | | ND | | 2.07 | - | ND | | 2.07 | - |
| Styrene | 100-42-5 | | | | 2.06 | | 0.852 | - | 2.86 | | 0.852 | - |
| 1,1,2,2-Tetrachloroethane | 79-34-5 | | | | ND | | 1.37 | - | ND | | 1.37 | - |
| o-Xylene | 95-47-6 | | | | 4.69 | | 0.869 | - | 5.34 | | 0.869 | - |
| 4-Ethyltoluene | 622-96-8 | | | | ND | | 0.983 | - | ND | | 0.983 | - |
| 1,3,5-Trimethylbenzene | 108-67-8 | | | | ND | | 0.983 | - | ND | | 0.983 | - |
| 1,2,4-Trimethylbenzene | 95-63-6 | | | | 2.9 | | 0.983 | - | 3.85 | | 0.983 | - |
| Benzyl chloride | 100-44-7 | | | | ND | | 1.04 | - | ND | | 1.04 | - |
| 1,3-Dichlorobenzene | 541-73-1 | | | | ND | | 1.2 | - | ND | | 1.2 | - |
| 1,4-Dichlorobenzene | 106-46-7 | | | | ND | | 1.2 | - | ND | | 1.2 | - |
| 1,2-Dichlorobenzene | 95-50-1 | | | | ND | | 1.2 | - | ND | | 1.2 | - |
| 1,2,4-Trichlorobenzene | 120-82-1 | | | | ND | | 1.48 | - | ND | | 1.48 | - |
| Hexachlorobutadiene | 87-68-3 | | | | ND | | 2.13 | - | ND | | 2.13 | - |

**ABBRIEVIATIONS:**

**NY-SSC-A** = New York DOH Matrix A Sub-slab Vapor Concentrations Criteria per Guidance for Evaluating Soil Vapor Intrusion
**NY-SSC-B** = New York DOH Matrix B Sub-slab Vapor Concentrations Criteria per Guidance for Evaluating Soil Vapor Intrusion
**NY-SSC-C** = New York DOH Matrix C Sub-slab Vapor Concentrations Criteria per Guidance for Evaluating Soil Vapor Intrusion
**NY-IAC-A** = New York DOH Matrix A Indoor Air Concentrations Criteria per Guidance for Evaluating Soil Vapor Intrusion
**NY-IAC-B** = New York DOH Matrix B Indoor Air Concentrations Criteria per Guidance for Evaluating Soil Vapor Intrusion
**NY-IAC-C** = New York DOH Matrix C Indoor Air Concentrations Criteria per Guidance for Evaluating Soil Vapor Intrusion
**ug/m3** = micrograms per cubic meter
**FT BGS** = Feet below ground surface
**Conc** = Concentration
**Q** = Qualifier
**RL** = Reporting Limit
**MDL** = Method Detection Limit
**ND** = Concentration not detected above RL
**-** = Not Analyzed

**NOTES:**
All concentrations are in ug/m3
Yellow Highlight = Concentration exceeds NYS DOH Sub-Slab Soil Vapor or Indoor Air Concentration Criteria

# Appendix A:

GPR Reports

Coastal Environmental Solutions, Inc.

# GEOPHYSICAL INVESTIGATION REPORT

**6.21.2022**

**136-138 North Main, Port Chester, NY**
**Date of Investigation: 6/16/2022**

**Prepared for:**

SESI Consulting Engineers
12A Maple Avenue
Pine Brook, NJ 07058

**Prepared By:**

Dennis Berthold
Coastal Environmental Solutions, Inc.
PO Box 342
Medford, New York 11763

# 1.0 INTRODUCTION

On 6/16/2022, Coastal Environmental Solutions, Inc (Coastal) personnel performed a limited geophysical investigation at the site located at 136-138 North Main, Port Chester, NY. (Pervious investigations occurred on 5/11/2022 and 5/16/2022 due to access to different sections of the site.) The area of interest included soil boring locations around multiple buildings as well as reportedly removed USTs in locations as indicated by the client. Surface conditions consisted of asphalt and concrete.

# 2.0 SCOPE OF WORK

1. Locate and mark detectable underground utilities in close proximity to client proposed soil boring locations.
2. Locate evidence related to reportedly removed USTs within client indicated areas.

# 3.0 EQUIPMENT

**ImpulseRadar PinPointR Ultra-Wide Band (UWB) Penetrating Radar System**

Ground Penetrating RADAR (GPR) is a non-destructive geophysical method that produces a continuous cross-sectional profile of subsurface features in real time. GPR operates by transmitting both high and low frequency electromagnetic wave pulses down into the ground through a transmitter in the antenna. The transmitted electromagnetic waves reflect off materials with contrasting dielectric properties from surrounding medium such as underground storage tanks, utilities, distinct contacts between different earth materials, and other various subsurface objects. The antenna receiver collects the reflected electromagnetic waves which are then interpreted by the operator.

The ImpulseRadar PinPointR UWB GPR utilizes a dual band 400/800 MHz HS antenna mounted to a stroller frame which rolls over the surface. The total depth of penetration achieved with the antenna can be up to 10 feet but widely varies based on site-specific subsurface conditions. Conductive materials in the soil attenuate the GPR signal causing a decrease in effective depth of penetration and clarity.

**Vivax-Metrotech vLoc3-Pro Receiver/Transmitter**

The vLoc3-Pro Receiver is a hand-operated antenna capable of detecting electromagnetic (EM) fields emitted from a source. The EM antenna can detect pipes and cables in the ground at depths of up to 20 feet using active or passive tracing techniques. Passive tracing is the act of locating an underground utility through the detection of electrical or radio signals travelling along conductive utilities. Active tracing is used in conjunction with the Transmitter that is directly connected to the target utility or to a conductive rodder within a non-conductive line. A signal is sent through the utility at a specific frequency that can be detected by the Receiver. The detectability of a target utility depends on many factors including access to the target utility, grounding, depth of utility, conductivity, and other site-specific factors.

**TW-6 Pipe and Cable Locator**

The TW-6 Pipe and Cable locator is a handheld magnetometer which utilizes a transmitter-receiver pair attached to opposite ends of a handle and carried approximately 1-2ft from the surface. The magnetometer induces an electromagnetic (EM) field into the ground that is generated by the transmitter. Once the induced EM field passes through a buried metallic object, it generates a secondary EM field which is detected by the receiver, generating an audible tone. Based on the calibration of the magnetometer, the audible tone reflects the strongest response as the highest pitched sound, trailing off on all sides of the peak. This piece of technology can be used to detect subsurface features such as metallic USTs, large diameter conductive pipes, and buried manholes, especially in areas in which traditional GPR methods cannot be utilized, such as overgrown or uneven surfaces.

# 4.0 METHODOLOGY

1. A subsurface investigation was performed in close proximity to the client proposed soil boring locations. Active and passive detection methods were utilized with the VLoc3-Pro receiver/transmitter. Coastal personnel direct connected to all accessible and traceable pipes, conduits, valve covers, and any other surface feature throughout the site. A passive scan was performed throughout the site to detect any potential underground utilities that could not be located with active scan.
2. The TW-6 was utilized to sweep accessible areas around the suspected UST location in 3-to-5-foot spacings for readings that may represent a buried metallic anomaly. Upon detection of a reading, the approximate size and shape of the anomalous area was marked on the surface to be investigated further with GPR.
3. GPR was utilized to further characterize the approximate dimensions, depth, and shape of the anomalies located with the TW-6. The remainder of the areas around the suspected UST location was scanned with GPR in 3-to-5-foot spacing to locate any anomalous features not previously detected such as non-conductive piping and former excavations.
4. All findings were marked on the surface utilizing the American Public Works Association (APWA) recommended color code, seen below:

| | |
|---|---|
| WHITE | Proposed Excavation |
| PINK | Temporary Survey Markings (Approximate UST Locations, Soil Boring Locations) |
| RED | Electric Power Lines, Cables, Conduit and Lighting Cables |
| YELLOW | Gas, Oil, Steam, Petroleum or Gaseous Materials |
| ORANGE | Communication, Alarm or Signal Lines, Cables or Conduit |
| BLUE | Water (Domestic and Fire Lines) |
| PURPLE | Irrigation (Not commonly used) |
| GREEN | Sewers and Drain Lines |

# 5.0 SUMMARY OF FINDINGS

**Utility Locate**

Coastal personnel conducted a utility locate on all accessible areas within the areas of concern. Coastal identified multiple utilities on the property and marked all using the above referenced standard colors.

**UST Locate**

Coastal conducted an investigation in multiple areas for suspected USTs. The parking lot area behind building #140 contained multiple objects which one of appeared to be a UST shape and measured approximately 3 ft by 8 ft. A number of objects were only detected via the TW-6 and were marked in the field as "Mag. Anomaly". The largest of these detections was positioned behind the cleaners at #154 and was 10+ ft by 18+ ft.

As part of the UST locate scope of work, two areas were previously identified as removed UST locations in the parking lot behind #132-134. Two areas of cut asphalt were detected, though no evidence of existing USTs was present.

**Limitations**

The effective depth of GPR penetration was limited to 2 feet. The limiting factor was likely due to soil conductivity attenuating the GPR signal. The GPR and TW-6 is unable to be utilized within close proximity to parked vehicles, metallic fences and exterior walls. The magnetometer was unable to be used on reinforced concrete as the metal content disrupts the signal. Within the theater, the basement was deemed inaccessible due to flooding.

**Disclaimer**

The subsurface investigation was performed by Coastal after considering the limits of the scope of work and the time constraint for the investigation. The investigation that is described in this report was undertaken in accordance with current accepted standards and practices of the geophysical survey industry. The results and interpretations that are presented are based on professional judgment and are as accurate as can reasonably be achieved. However, no geophysical equipment can accurately depict all subsurface features due to the geology and environmental conditions of the subsurface. Any intrusive work in proximity to identified anomalies should be carefully considered and cross-referenced with all available site-specific documentation. Coastal is not liable for the use, interpretation, or application of the data and information in this report.

# PHOTOS & GPR SCREENSHOTS





**Photo 1 and GPR Screenshot 1 – Photo of one of the detections on site behind the building at #140 which appeared to be a UST. GPR screenshot shows the detection at approximately 1.5 ft deep which matched the reading on the Magnetometer.**

**Photo 2 – View of the largest anomaly detected only with the TW-6 Magnetometer (not visible with GPR). This was positioned behind the laundromat at #154.**


**Photo 3 – View of the parking lot behind #132-134 which reportedly contained two locations of removed and backfilled UST excavations. Visual inspection revealed cut asphalt patches within these areas. GPR did not show the presence of existing USTs.**

**Photo 4 – View from within the Theater showing a proposed boring location in close proximity to multiple subgrade utilities.**

**Photo 5 – Multiple live electrical lines were detected at the rear of the theater building and within accessible areas in the theater, though the lowest level was inaccessible due to flooding.**

Coastal Environmental Solutions, Inc.

# GEOPHYSICAL INVESTIGATION REPORT

**3.10.2023**

**128-156 North Main Street, Port Chester, NY**
**Date of Investigation: 1/25/2023**

**Prepared for:**

SESI Consulting Engineers
12A Maple Avenue
Pine Brook, NJ 07058

**Prepared By:**

Dennis Berthold
Coastal Environmental Solutions, Inc.
PO Box 342
Medford, New York 11763

# 1.0 INTRODUCTION

On 1/25/2023, Coastal Environmental Solutions, Inc (Coastal) personnel performed a limited geophysical investigation at the site located at 128-156 North Main Street, Port Chester, NY. The area of interest included soil boring locations within the asphalt parking area behind the buildings as well as boring locations within the buildings. Surface conditions consisted of asphalt and concrete.

# 2.0 SCOPE OF WORK

1. Locate and mark detectable underground utilities in close proximity to client proposed soil boring locations.

# 3.0 EQUIPMENT

**ImpulseRadar PinPointR Ultra-Wide Band (UWB) Penetrating Radar System**

Ground Penetrating RADAR (GPR) is a non-destructive geophysical method that produces a continuous cross-sectional profile of subsurface features in real time. GPR operates by transmitting both high and low frequency electromagnetic wave pulses down into the ground through a transmitter in the antenna. The transmitted electromagnetic waves reflect off materials with contrasting dielectric properties from surrounding medium such as underground storage tanks, utilities, distinct contacts between different earth materials, and other various subsurface objects. The antenna receiver collects the reflected electromagnetic waves which are then interpreted by the operator.

The ImpulseRadar PinPointR UWB GPR utilizes a dual band 400/800 MHz HS antenna mounted to a stroller frame which rolls over the surface. The total depth of penetration achieved with the antenna can be up to 10 feet but widely varies based on site-specific subsurface conditions. Conductive materials in the soil attenuate the GPR signal causing a decrease in effective depth of penetration and clarity.

**Vivax-Metrotech vLoc3-Pro Receiver/Transmitter**

The vLoc3-Pro Receiver is a hand-operated antenna capable of detecting electromagnetic (EM) fields emitted from a source. The EM antenna can detect pipes and cables in the ground at depths of up to 20 feet using active or passive tracing techniques. Passive tracing is the act of locating an underground utility through the detection of electrical or radio signals travelling along conductive utilities. Active tracing is used in conjunction with the Transmitter that is directly connected to the target utility or to a conductive rodder within a non-conductive line. A signal is sent through the utility at a specific frequency that can be detected by the Receiver. The detectability of a target utility depends on many factors including access to the target utility, grounding, depth of utility, conductivity, and other site-specific factors.

**TW-6 Pipe and Cable Locator**

The TW-6 Pipe and Cable locator is a handheld magnetometer which utilizes a transmitter-receiver pair attached to opposite ends of a handle and carried approximately 1-2ft from the surface. The magnetometer induces an electromagnetic (EM) field into the ground that is generated by the

transmitter. Once the induced EM field passes through a buried metallic object, it generates a secondary EM field which is detected by the receiver, generating an audible tone. Based on the calibration of the magnetometer, the audible tone reflects the strongest response as the highest pitched sound, trailing off on all sides of the peak. This piece of technology can be used to detect subsurface features such as metallic USTs, large diameter conductive pipes, and buried manholes, especially in areas in which traditional GPR methods cannot be utilized, such as overgrown or uneven surfaces.

# 4.0 METHODOLOGY

1. A subsurface investigation was performed in close proximity to the client proposed soil boring locations. Active and passive detection methods were utilized with the VLoc3-Pro receiver/transmitter. Coastal personnel direct connected to all accessible and traceable pipes, conduits, valve covers, and any other surface feature throughout the site. A passive scan was performed throughout the site to detect any potential underground utilities that could not be located with active scan.
2. The TW-6 was utilized to sweep accessible areas around the suspected UST location in 3-to-5-foot spacings for readings that may represent a buried metallic anomaly. Upon detection of a reading, the approximate size and shape of the anomalous area was marked on the surface to be investigated further with GPR.
3. GPR was utilized to further characterize the approximate dimensions, depth, and shape of the anomalies located with the TW-6. The remainder of the areas around the suspected UST location was scanned with GPR in 3-to-5-foot spacing to locate any anomalous features not previously detected such as non-conductive piping and former excavations.
4. All findings were marked on the surface utilizing the American Public Works Association (APWA) recommended color code, seen below:

| | |
|---|---|
| WHITE | Proposed Excavation |
| PINK | Temporary Survey Markings (Approximate UST Locations, Soil Boring Locations) |
| RED | Electric Power Lines, Cables, Conduit and Lighting Cables |
| YELLOW | Gas, Oil, Steam, Petroleum or Gaseous Materials |
| ORANGE | Communication, Alarm or Signal Lines, Cables or Conduit |
| BLUE | Water (Domestic and Fire Lines) |
| PURPLE | Irrigation (Not commonly used) |
| GREEN | Sewers and Drain Lines |

# 5.0 SUMMARY OF FINDINGS

**Utility Locate**

Coastal personnel conducted a utility locate on all accessible areas within the areas of concern to clear areas for safe drilling activities. Coastal identified multiple utilities on the property and marked all using the above referenced standard colors. Within the asphalt parking lot area behind the buildings, storm drain lines and multiple unknown structures were identified to SESI field personnel. Due to the overlap of previous mark outs at this property, some of the previously identified structures were marked but were previously investigated.

Within the buildings along North Main Street, target buildings were investigated for subsurface anomalies such as utilities and possible underground storage tanks (USTs). Where able, the surface was marked with chalk or painters tape to prevent permanent markings inside the businesses. Within the restaurant and theater, shallow drain lines were identified within close proximity to the proposed boring locations, which were field adjusted.

**Limitations**

The effective depth of GPR penetration was limited to 2 feet beneath the concrete surface and 2.5 feet beneath the asphalt surface. The limiting factor was likely due to soil conductivity attenuating the GPR signal. The GPR and TW-6 is unable to be utilized within close proximity to parked vehicles, metallic fences and exterior walls. The magnetometer was unable to be used on reinforced concrete as the metal content disrupts the signal. Some of the basements accessible by entryways along North Main were inaccessible due to flooding and debris.

**Disclaimer**

The subsurface investigation was performed by Coastal after considering the limits of the scope of work and the time constraint for the investigation. The investigation that is described in this report was undertaken in accordance with current accepted standards and practices of the geophysical survey industry. The results and interpretations that are presented are based on professional judgment and are as accurate as can reasonably be achieved. However, no geophysical equipment can accurately depict all subsurface features due to the geology and environmental conditions of the subsurface. Any intrusive work in proximity to identified anomalies should be carefully considered and cross-referenced with all available site-specific documentation. Coastal is not liable for the use, interpretation, or application of the data and information in this report.

# PHOTOS & GPR SCREENSHOTS


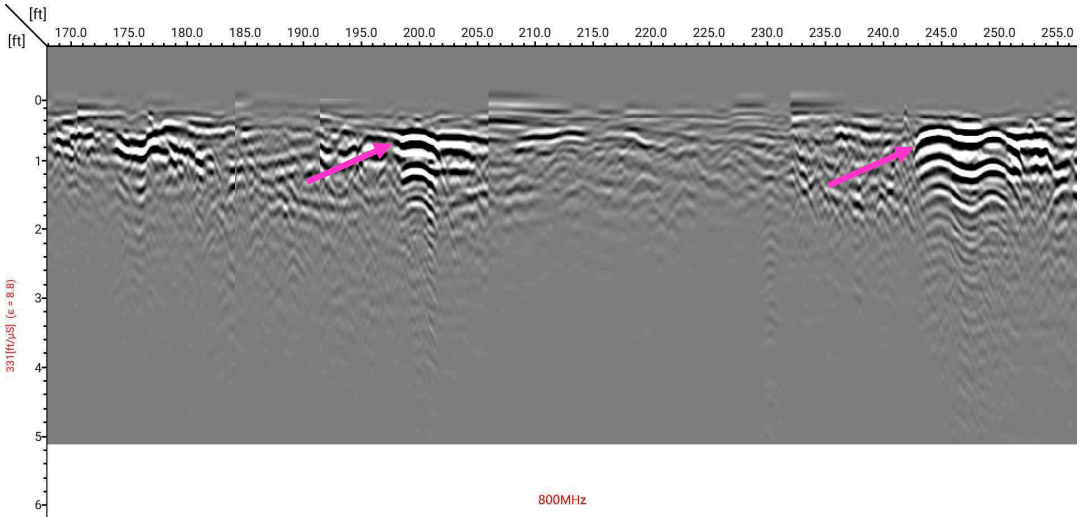


**Photo 1 and GPR Screenshot 1 – Photo of one of the detections on site behind the building near a known storm drain line. GPR screenshot shows the detection at approximately 0.5-1 ft deep.**

**Photo 2 – View of the basement beneath #128 showing a proposed soil boring and temporary well.**

**Photo 3 – View of the backroom of the Colombian restaurant showing a proposed soil boring location.**

**Photo 4 – View from within the Mexican restaurant showing a proposed soil boring location.**

**Photo 5 – View of a proposed boring location within the theater main level.**


**Photo 6 – View of a proposed boring location within the lowest accessible level of the theater along the north rear wall.**

Coastal Environmental Solutions, Inc.

# GEOPHYSICAL INVESTIGATION REPORT

**4.4.2023**

**128-156 North Main Street, Port Chester, NY**
**Date of Investigation: 3/28/2023**

**Prepared for:**

SESI Consulting Engineers
12A Maple Avenue
Pine Brook, NJ 07058

**Prepared By:**

Dennis Berthold
Coastal Environmental Solutions, Inc.
PO Box 342
Medford, New York 11763

# 1.0 INTRODUCTION

On 3/28/2023, Coastal Environmental Solutions, Inc (Coastal) personnel performed a limited geophysical investigation at the site located at 128-156 North Main Street, Port Chester, NY. The area of interest included soil boring locations within the asphalt parking area behind the buildings as well as subsurface locations within the buildings. Surface conditions consisted of asphalt and concrete.

# 2.0 SCOPE OF WORK

1. Locate and mark detectable underground utilities in close proximity to client proposed soil boring locations.

# 3.0 EQUIPMENT

**ImpulseRadar PinPointR Ultra-Wide Band (UWB) Penetrating Radar System**

Ground Penetrating RADAR (GPR) is a non-destructive geophysical method that produces a continuous cross-sectional profile of subsurface features in real time. GPR operates by transmitting both high and low frequency electromagnetic wave pulses down into the ground through a transmitter in the antenna. The transmitted electromagnetic waves reflect off materials with contrasting dielectric properties from surrounding medium such as underground storage tanks, utilities, distinct contacts between different earth materials, and other various subsurface objects. The antenna receiver collects the reflected electromagnetic waves which are then interpreted by the operator.

The ImpulseRadar PinPointR UWB GPR utilizes a dual band 400/800 MHz HS antenna mounted to a stroller frame which rolls over the surface. The total depth of penetration achieved with the antenna can be up to 10 feet but widely varies based on site-specific subsurface conditions. Conductive materials in the soil attenuate the GPR signal causing a decrease in effective depth of penetration and clarity.

**Vivax-Metrotech vLoc3-Pro Receiver/Transmitter**

The vLoc3-Pro Receiver is a hand-operated antenna capable of detecting electromagnetic (EM) fields emitted from a source. The EM antenna can detect pipes and cables in the ground at depths of up to 20 feet using active or passive tracing techniques. Passive tracing is the act of locating an underground utility through the detection of electrical or radio signals travelling along conductive utilities. Active tracing is used in conjunction with the Transmitter that is directly connected to the target utility or to a conductive rodder within a non-conductive line. A signal is sent through the utility at a specific frequency that can be detected by the Receiver. The detectability of a target utility depends on many factors including access to the target utility, grounding, depth of utility, conductivity, and other site-specific factors.

**TW-6 Pipe and Cable Locator**

The TW-6 Pipe and Cable locator is a handheld magnetometer which utilizes a transmitter-receiver pair attached to opposite ends of a handle and carried approximately 1-2ft from the surface. The magnetometer induces an electromagnetic (EM) field into the ground that is generated by the

transmitter. Once the induced EM field passes through a buried metallic object, it generates a secondary EM field which is detected by the receiver, generating an audible tone. Based on the calibration of the magnetometer, the audible tone reflects the strongest response as the highest pitched sound, trailing off on all sides of the peak. This piece of technology can be used to detect subsurface features such as metallic USTs, large diameter conductive pipes, and buried manholes, especially in areas in which traditional GPR methods cannot be utilized, such as overgrown or uneven surfaces.

# 4.0 METHODOLOGY

1. A subsurface investigation was performed in close proximity to the client proposed soil boring locations. Active and passive detection methods were utilized with the VLoc3-Pro receiver/transmitter. Coastal personnel direct connected to all accessible and traceable pipes, conduits, valve covers, and any other surface feature throughout the site. A passive scan was performed throughout the site to detect any potential underground utilities that could not be located with active scan.
2. The TW-6 was utilized to sweep accessible areas around the suspected UST location in 3-to-5-foot spacings for readings that may represent a buried metallic anomaly. Upon detection of a reading, the approximate size and shape of the anomalous area was marked on the surface to be investigated further with GPR.
3. GPR was utilized to further characterize the approximate dimensions, depth, and shape of the anomalies located with the TW-6. The remainder of the areas around the suspected UST location was scanned with GPR in 3-to-5-foot spacing to locate any anomalous features not previously detected such as non-conductive piping and former excavations.
4. All findings were marked on the surface utilizing the American Public Works Association (APWA) recommended color code, seen below:

| | |
|---|---|
| WHITE | Proposed Excavation |
| PINK | Temporary Survey Markings (Approximate UST Locations, Soil Boring Locations) |
| RED | Electric Power Lines, Cables, Conduit and Lighting Cables |
| YELLOW | Gas, Oil, Steam, Petroleum or Gaseous Materials |
| ORANGE | Communication, Alarm or Signal Lines, Cables or Conduit |
| BLUE | Water (Domestic and Fire Lines) |
| PURPLE | Irrigation (Not commonly used) |
| GREEN | Sewers and Drain Lines |

# 5.0 SUMMARY OF FINDINGS

**Utility Locate**

Coastal personnel conducted a utility locate on all accessible areas within the areas of concern to clear areas for safe drilling activities. Coastal identified multiple utilities on the property and marked all using the above referenced standard colors. Within the asphalt parking lot area behind the buildings, storm drain lines and multiple unknown structures were identified to SESI field personnel. Due to the overlap of previous mark outs at this property, some of the previously identified structures were marked but were previously investigated.

Within the buildings along North Main Street, target buildings were investigated for subsurface anomalies such as utilities and possible underground storage tanks (USTs). Where able, the surface was marked with chalk or painters tape to prevent permanent markings inside the businesses. Within the building utilized as residential, a floating floor was detected which did not allow subsurface investigation within. The basement of the office building was investigated for the installation of a soil vapor location.

**Limitations**

The effective depth of GPR penetration was limited to 2 feet beneath the concrete surface and 2.5 feet beneath the asphalt surface. The limiting factor was likely due to soil conductivity attenuating the GPR signal. The GPR and TW-6 is unable to be utilized within close proximity to parked vehicles, metallic fences and exterior walls. The magnetometer was unable to be used on reinforced concrete as the metal content disrupts the signal.

**Disclaimer**

The subsurface investigation was performed by Coastal after considering the limits of the scope of work and the time constraint for the investigation. The investigation that is described in this report was undertaken in accordance with current accepted standards and practices of the geophysical survey industry. The results and interpretations that are presented are based on professional judgment and are as accurate as can reasonably be achieved. However, no geophysical equipment can accurately depict all subsurface features due to the geology and environmental conditions of the subsurface. Any intrusive work in proximity to identified anomalies should be carefully considered and cross-referenced with all available site-specific documentation. Coastal is not liable for the use, interpretation, or application of the data and information in this report.

# PHOTOS & GPR SCREENSHOTS

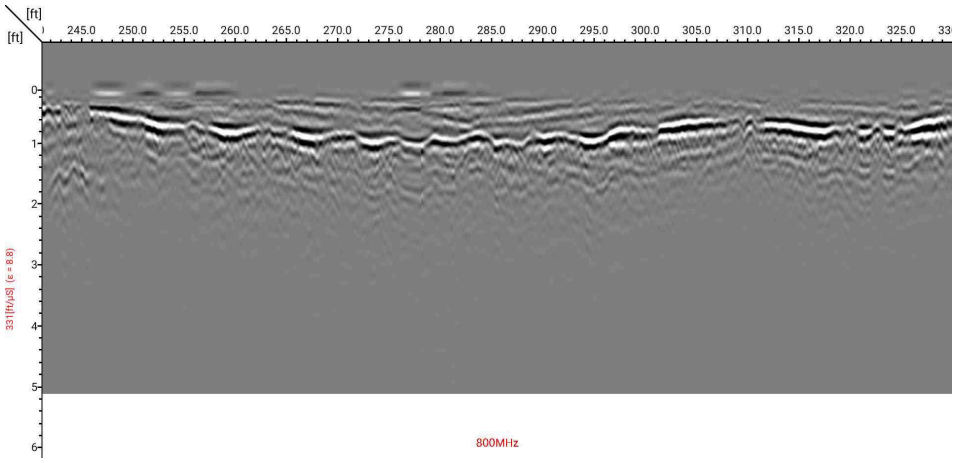


**Photo 1 and GPR Screenshot 1 – Photo of the soil vapor point being installed after geophysical scans revealed no detections. GPR screenshot shows the area containing no utilities or other subsurface features.**



**Photo 2 – View of the residential building behind the office which contained a floating floor (floor resting on rafters instead of on the soil surface).**

**Photo 3 – View of the rear parking area containing multiple borings and no detected utilities.**

# Appendix B:

## Boring Logs/Temporary Monitoring Well Construction Logs

SESI CONSULTING ENGINEERS

| | | | |
|---|---|---|---|
| PROJECT NAME: | 140-154 N Main Street | GEOPROBE NO. | **SB-1 / TW-1** |
| LOCATION: | Port Chester, NY | JOB NO. | 12166 |
| METHOD: | Direct Push | GROUND ELEVATION: | |
| GEOPROBE BY: Coastal | DATE STARTED: 11/3/2021 | GROUNDWATER TABLE DEPTH: 7.12 | |
| INSPECTOR: Joe Noonan | DATE COMPLETED: 11/3/2021 | 0 Hr. / 24 Hr. / Date | |

| DEPTH (ft) | RECOVERY (in) | SAMPLE TUBE No. | DEPTH FROM (ft) | DEPTH TO (ft) | ENVIRONMENTAL SOIL SAMPLE NAME | SOIL DESCRIPTION AND STRATIFICATION | PID |
|---|---|---|---|---|---|---|---|
| 0 | | | | | | | |
| | 48 | 1 | 0 | | | 6" Aspalt | 0 |
| | | | | | | Fill: Black hard med-fine SAND, some Silt | 0 |
| | | | | | | | 0 |
| | | | | | | Fill: Brown hard SILT, little fine Sand, little course - fine gravel | 0 |
| 5 | | | | 5 | | | 0 |
| | 55 | | 5 | | | Fill: Light brown hard med-fine SAND | 0 |
| | | | | | | | 0 |
| | | | | | | Fill: Light brown course SAND, trace Silt (wet at 9.0') | 0 |
| | | | | | | | 3.7 |
| 10 | | | | 10 | | | 17 |
| | 60 | | 10 | | | | 170.2 |
| | | | | | SB-1(12.0-12.5) | Fill: Black stained soft course SAND, trace Silt | 1213 |
| | | | | | | | 1016.2 |
| | | | | | | Fill: Grey soft SILT, some course - fine Sand, some course-fine gravel | 180 |
| 15 | | | | 15 | | Fill: Weathered Rock | 209 |
| | 32 | | 15 | | | Fill: Dark brown SILT, some fine Sand | 201 |
| | | | | | | Fill: Dark brown course Sand, trace Silt | 206 |
| | | | | 18 | | | 217 |
| | | | | | | REFUSAL ENCOUNTERED WEATHERED ROCK IN TIP | |
| 20 | | | | | | OF DRILL BORING TERMINATED AT ± 18 FEET | |
| | | | | | | WELL WAS SET WITH 10' OF SCREEN AND RISER TO TOP | |
| 25 | | | | | | | |
| 30 | | | | | | | |
| 35 | | | | | | | |
| 40 | | | | | | | |

| | |
|---|---|
| Nominal I.D. of Hole | in. |
| Nominal I.D. of Barrel Sampler | 1⅜ in |
| | |
| | |
| | |
| | |

The subsurface information shown hereon was obtained for the design and estimating purposes for our client. It is made available to authorized users only that they may have access to the same information available to our client. It is presented in good faith, but it is not intended as a substitute for investigations, interpretations or judgment of such authorized users. Information on the logs should not be relied upon without the geotechnical engineers recommendations contained in the report from which these logs were extracted.

Pp: Pocket Penetrometer; DP: Direct Push

Approximate Change in Strata: _____ Inferred Change in Strata: _ _ _ _ _ _ _ _ _ _ _ _ _

Soil descriptions represent a field identification after D. M. Burmister unless otherwise noted.

FIGURE #

SESI CONSULTING ENGINEERS

| | | | |
|---|---|---|---|
| PROJECT NAME: | 140 to 154 N Main Street | GEOPROBE NO. | **SB-2** |
| LOCATION: | Port Chester, NY | JOB NO. | 12166 |
| METHOD: | Direct Push | GROUND ELEVATION: | |
| GEOPROBE BY: Coastal | DATE STARTED: | 11/3/2021 | GROUNDWATER TABLE DEPTH: |
| INSPECTOR: Joe Noonan | DATE COMPLETED: | 11/3/2021 | 0 Hr. / 24 Hr. / Date |

| DEPTH (ft) | RECOVERY (in) | SAMPLE TUBE No. | DEPTH FROM (ft) | DEPTH TO (ft) | ENVIRONMENTAL SOIL SAMPLE NAME | SOIL DESCRIPTION AND STRATIFICATION | PID |
|---|---|---|---|---|---|---|---|
| 0 | | | | | | | |
| | 48 | 1 | 0 | | | 6" Aspalt | 0 |
| | | | | | | Fill: Brown hard fine SAND, some Silt | 0 |
| | | | | | | | 0 |
| | | | | | | Fill: Brown hard SILT, some coarse to fine Sand | 0 |
| 5 | | | | 5 | | | 0 |
| | 55 | | 5 | | | Fill: Yellow soft course SAND, trace Silt | 0 |
| | | | | | | | 0 |
| | | | | | SB to 2(7.5 to 8') | Fill: Yellow soft med to fine SAND, trace Silt (wet at 8.0) | 0 |
| | | | | | | | 0 |
| 10 | | | | 10 | | | 0 |
| | 60 | | 10 | | | Fill: Grey to brown soft fine SAND, trace Silt (no odor) | 0 |
| | | | | | | | 0 |
| | | | | | | | 0 |
| | | | | | | REFUSAL ENCOUNTERED SEIZING OF THE CORES OCCURED BORING TERMINATED AT ± 13 FEET | |
| 15 | | | | 15 | | | |
| | 32 | | 15 | | | | |
| | | | | | | | |
| | | | | 18 | | | |
| | | | | | | | |
| 20 | | | | | | | |
| | | | | | | | |
| | | | | | | | |
| | | | | | | | |
| | | | | | | | |
| 25 | | | | | | | |
| | | | | | | | |
| | | | | | | | |
| | | | | | | | |
| | | | | | | | |
| 30 | | | | | | | |
| | | | | | | | |
| | | | | | | | |
| | | | | | | | |
| | | | | | | | |
| 35 | | | | | | | |
| | | | | | | | |
| | | | | | | | |
| | | | | | | | |
| | | | | | | | |
| 40 | | | | | | | |

| | |
|---|---|
| Nominal I.D. of Hole | in. |
| Nominal I.D. of Barrel Sampler | 1⅜ in |
| | |
| | |
| | |
| | |

The subsurface information shown hereon was obtained for the design and estimating purposes for our client. It is made available to authorized users only that they may have access to the same information available to our client. It is presented in good faith, but it is not intended as a substitute for investigations, interpretations or judgment of such authorized users. Information on the logs should not be relied upon without the geotechnical engineers recommendations contained in the report from which these logs were extracted.

Pp: Pocket Penetrometer; DP: Direct Push

Approximate Change in Strata: _____ Inferred Change in Strata: _ _ _ _ _ _ _ _ _ _ _ _ _

Soil descriptions represent a field identification after D. M. Burmister unless otherwise noted.

FIGURE #

SESI CONSULTING ENGINEERS

| | | | |
|---|---|---|---|
| PROJECT NAME: | 140-154 N Main Street | GEOPROBE NO. | **SB-3/TW-2** |
| LOCATION: | Port Chester, NY | JOB NO. | 12166 |
| METHOD: | Direct Push | GROUND ELEVATION: | |
| GEOPROBE BY: Coastal | DATE STARTED: | 11/3/2021 | GROUNDWATER TABLE DEPTH: 7.15 |
| INSPECTOR: Joe Noonan | DATE COMPLETED: | 11/3/2021 | 0 Hr. / 24 Hr. / Date |

| DEPTH (ft) | RECOVERY (in) | SAMPLE TUBE No. | DEPTH FROM (ft) | DEPTH TO (ft) | ENVIRONMENTAL SOIL SAMPLE NAME | SOIL DESCRIPTION AND STRATIFICATION | PID |
|---|---|---|---|---|---|---|---|
| 0 | | | | | | | |
| | 48 | 1 | 0 | | | 6"Asphalt 1' Fill: black fine SAND some silt (subbase) | 0 |
| | | | | | | Fill: Dark brown soft Silty CLAY | 0 |
| | | | | | | | 0 |
| | | | | | | | 0 |
| 5 | | | | 5 | | | 0 |
| | 55 | | 5 | | | Fill: Brown soft med to fine SAND, trace Silt | 0 |
| | | | | | | | 0 |
| | | | | | SB-3(7.5-8) | | 0 |
| | | | | | | Fill: Brown soft coarse SAND, trace Silt | 0 |
| 10 | | | | 10 | | | 0 |
| | 51 | | 10 | | | | 0 |
| | | | | | | | 0 |
| | | | | | | | 0 |
| | | | | | | | 0 |
| 15 | | | | 14.5 | | | 0 |
| | | | | | | REFUSAL ENCOUNTERED SEIZING OF THE CORES OCCURED BORING TERMINATED AT ± 14.5 FEET | |
| | | | | | | BORING WAS CONVERTED TO A TEMPORARY WELL POINT | |
| | | | | | | FALLBACK OF 1.5' WELL SET AT APPROXIMATELY 13' BGS WITH 10' OF SCREEN | |
| | | | | | | WELL WAS SILTED IN WHEN EMPLACED BOTTOM OF WELL DEPTH APPROXIMATE | |
| 20 | | | | | | | |
| 25 | | | | | | | |
| 30 | | | | | | | |
| 35 | | | | | | | |
| 40 | | | | | | | |

| | |
|---|---|
| Nominal I.D. of Hole | in. |
| Nominal I.D. of Barrel Sampler | 1⅜ in |
| | |
| | |
| | |
| | |

The subsurface information shown hereon was obtained for the design and estimating purposes for our client. It is made available to authorized users only that they may have access to the same information available to our client. It is presented in good faith, but it is not intended as a substitute for investigations, interpretations or judgment of such authorized users. Information on the logs should not be relied upon without the geotechnical engineers recommendations contained in the report from which these logs were extracted.

Pp: Pocket Penetrometer; DP: Direct Push

Approximate Change in Strata: _____ Inferred Change in Strata: _ _ _ _ _ _ _ _ _ _ _ _ _

Soil descriptions represent a field identification after D. M. Burmister unless otherwise noted.

FIGURE #

SESI CONSULTING ENGINEERS

| | | | |
|---|---|---|---|
| PROJECT NAME: | 140 to 154 N Main Street | GEOPROBE NO. | **SB-4/TW-3** |
| LOCATION: | Port Chester, NY | JOB NO. | 12166 |
| METHOD: | Direct Push | GROUND ELEVATION: | |
| GEOPROBE BY: Coastal | DATE STARTED: 11/3/2021 | GROUNDWATER TABLE DEPTH: 6.34 | |
| INSPECTOR: Joe Noonan | DATE COMPLETED: 11/3/2021 | 0 Hr. / 24 Hr. / Date | |

| DEPTH (ft) | RECOVERY (in) | SAMPLE TUBE No. | DEPTH FROM (ft) | DEPTH TO (ft) | ENVIRONMENTAL SOIL SAMPLE NAME | SOIL DESCRIPTION AND STRATIFICATION | PID |
|---|---|---|---|---|---|---|---|
| 0 | | | | | | | |
| | 48 | 1 | 0 | | | 6" Asphalt 1' Fill: Black fine SAND, some Silt (subbase ) | 0 |
| | | | | | | Fill: Dark brown soft Silty CLAY | 0 |
| | | | | | | | 0 |
| | | | | | | | 0 |
| 5 | | | | 5 | | | 0 |
| | 55 | | 5 | | | Fill: Brown soft med to fine SAND, trace Silt (wet at 7.0) | 0 |
| | | | | | SB to 4(6.5 to 7.0) | | 0 |
| | | | | | | | 0 |
| | | | | | | Fill: Brown soft coarse SAND, trace Silt | 0 |
| 10 | | | | 10 | | | 0 |
| | 60 | | 10 | | | | 0 |
| | | | | | | | 0 |
| | | | | | | | 0 |
| | | | | | | | 0 |
| 15 | | | | 14.5 | | | 0 |
| | | | | | | REFUSAL ENCOUNTERED BORING TERMINATED AT ± 14.5 FEET | |
| | | | | | | BORING WAS CONVERTED TO A TEMPORARY WELL POINT | |
| | | | | | | FALLBACK OF 1.5' WELL SET AT APPROXIMATELY 13' BGS WITH 10' OF SCREEN | |
| | | | | | | WELL WAS SILTED IN WHEN EMPLACED BOTTOM OF WELL DEPTH APPROXIMATE | |
| 20 | | | | | | | |
| 25 | | | | | | | |
| 30 | | | | | | | |
| 35 | | | | | | | |
| 40 | | | | | | | |

| | |
|---|---|
| Nominal I.D. of Hole | in. |
| Nominal I.D. of Barrel Sampler | 1⅜ in |
| | |
| | |
| | |
| | |

The subsurface information shown hereon was obtained for the design and estimating purposes for our client. It is made available to authorized users only that they may have access to the same information available to our client. It is presented in good faith, but it is not intended as a substitute for investigations, interpretations or judgment of such authorized users. Information on the logs should not be relied upon without the geotechnical engineers recommendations contained in the report from which these logs were extracted.

Pp: Pocket Penetrometer; DP: Direct Push

Approximate Change in Strata: _____ Inferred Change in Strata: _ _ _ _ _ _ _ _ _ _ _ _ _

Soil descriptions represent a field identification after D. M. Burmister unless otherwise noted.

FIGURE #

SESI CONSULTING ENGINEERS

| | | | |
|---|---|---|---|
| PROJECT NAME: | 140-154 N Main Street | GEOPROBE NO. | **SB-5** |
| LOCATION: | Port Chester, NY | JOB NO. | 12166 |
| METHOD: | Direct Push | GROUND ELEVATION: | |
| GEOPROBE BY: Coastal | DATE STARTED: | 11/3/2021 | GROUNDWATER TABLE DEPTH: |
| INSPECTOR: Joe Noonan | DATE COMPLETED: | 11/3/2021 | 0 Hr. / 24 Hr. / Date |

| DEPTH (ft) | RECOVERY (in) | SAMPLE TUBE No. | DEPTH FROM (ft) | DEPTH TO (ft) | ENVIRONMENTAL SOIL SAMPLE NAME | SOIL DESCRIPTION AND STRATIFICATION | PID |
|---|---|---|---|---|---|---|---|
| 0 | | | | | | | |
| | 49 | 1 | 0 | | | 6" Asphalt and black fine 1' black fine to med SAND with course gravel | 0 |
| | | | | | | Fill: Dark brown soft Silty CLAY | 0 |
| | | | | | | | 0 |
| | | | | | | | 0 |
| 5 | | | | 5 | | | 0 |
| | 55 | | 5 | | | Fill: Yellow - tan soft coarse to med SAND, trace Silt | 0 |
| | | | | | | | 0 |
| | | | | | | | 0 |
| | | | | | SB-5(8.5-9') | | 0 |
| 10 | | | | 10 | | Fill: Yellow soft fine SAND , trace Silt | 0 |
| | 50 | | 10 | | | Fill: Brown soft fine SAND, trace Silt | 0 |
| | | | | | | | 0 |
| | | | | | | | 0 |
| | | | | | | | 0 |
| 15 | | | | 14.5 | | | 0 |
| | | | | | | REFUSAL ENCOUNTERED SEIZING OF THE CORES OCCURED BORING TERMINATED AT ± 14.5 FEET | |
| 20 | | | | | | | |
| 25 | | | | | | | |
| 30 | | | | | | | |
| 35 | | | | | | | |
| 40 | | | | | | | |

| | |
|---|---|
| Nominal I.D. of Hole | in. |
| Nominal I.D. of Barrel Sampler | 1⅜ in |
| | |
| | |
| | |
| | |

The subsurface information shown hereon was obtained for the design and estimating purposes for our client. It is made available to authorized users only that they may have access to the same information available to our client. It is presented in good faith, but it is not intended as a substitute for investigations, interpretations or judgment of such authorized users. Information on the logs should not be relied upon without the geotechnical engineers recommendations contained in the report from which these logs were extracted.

Pp: Pocket Penetrometer; DP: Direct Push

Approximate Change in Strata: _____ Inferred Change in Strata: _ _ _ _ _ _ _ _ _ _ _ _ _

Soil descriptions represent a field identification after D. M. Burmister unless otherwise noted.

FIGURE #

SESI CONSULTING ENGINEERS

| | | | |
|---|---|---|---|
| PROJECT NAME: | 140-154 N Main Street | GEOPROBE NO. | **SB-6** |
| LOCATION: | Port Chester, NY | JOB NO. | 12166 |
| METHOD: | Direct Push | GROUND ELEVATION: | |
| GEOPROBE BY: Coastal | DATE STARTED: | 11/4/2021 | GROUNDWATER TABLE DEPTH: |
| INSPECTOR: Joe Noonan | DATE COMPLETED: | 11/4/2021 | 0 Hr. / 24 Hr. / Date |

| DEPTH (ft) | RECOVERY (in) | SAMPLE TUBE No. | DEPTH FROM (ft) | DEPTH TO (ft) | ENVIRONMENTAL SOIL SAMPLE NAME | SOIL DESCRIPTION AND STRATIFICATION | PID |
|---|---|---|---|---|---|---|---|
| 0 | | | | | | | |
| | 49 | 1 | 0 | | | 6" concrete 6' asphalt | 0 |
| | | | | | | Fill: Dark brown SILT, and coarse to med Sand | 0 |
| | | | | | SB-6(2.5-3') | | 0 |
| | | | | | | | 0 |
| 5 | | | | 5 | | | 0 |
| | 10 | | 5 | 6 | | | 0 |
| | | | | | | REFUSAL ENCOUNTERED BORING TERMINATED AT ± 6.0 FEET | |
| 10 | | | | | | | |
| 15 | | | | | | | |
| 20 | | | | | | | |
| 25 | | | | | | | |
| 30 | | | | | | | |
| 35 | | | | | | | |
| 40 | | | | | | | |

| | |
|---|---|
| Nominal I.D. of Hole | in. |
| Nominal I.D. of Barrel Sampler | 1⅜ in |
| | |
| | |
| | |
| | |

The subsurface information shown hereon was obtained for the design and estimating purposes for our client. It is made available to authorized users only that they may have access to the same information available to our client. It is presented in good faith, but it is not intended as a substitute for investigations, interpretations or judgment of such authorized users. Information on the logs should not be relied upon without the geotechnical engineers recommendations contained in the report from which these logs were extracted.

Pp: Pocket Penetrometer; DP: Direct Push

Approximate Change in Strata: _____ Inferred Change in Strata: _ _ _ _ _ _ _ _ _ _ _ _ _

Soil descriptions represent a field identification after D. M. Burmister unless otherwise noted.

FIGURE #

SESI CONSULTING ENGINEERS

| | | | |
|---|---|---|---|
| PROJECT NAME: | 140-154 N Main Street | GEOPROBE NO. | **SB-7** |
| LOCATION: | Port Chester, NY | JOB NO. | 12166 |
| METHOD: | Direct Push | GROUND ELEVATION: | |
| GEOPROBE BY: Coastal | DATE STARTED: | 11/4/2021 | GROUNDWATER TABLE DEPTH: |
| INSPECTOR: Joe Noonan | DATE COMPLETED: | 11/4/2021 | 0 Hr. / 24 Hr. / Date |

| DEPTH (ft) | RECOVERY (in) | SAMPLE TUBE No. | DEPTH FROM (ft) | DEPTH TO (ft) | ENVIRONMENTAL SOIL SAMPLE NAME | SOIL DESCRIPTION AND STRATIFICATION | PID |
|---|---|---|---|---|---|---|---|
| 0 | | | | | | | |
| | 30 | 1 | 0 | | | 6" Concrete | 0 |
| | | | | | | Fill: Brown hard SILT, and coarse to fine Sand | 0 |
| | | | | 3 | SB-7(2.5-3') | | 0 |
| | 10 | | 3 | 4 | | | 0 |
| 5 | | | | | | REFUSAL ENCOUNTERED BORING TERMINATED AT ± 4.0 FEET | |
| 10 | | | | | | | |
| 15 | | | | | | | |
| 20 | | | | | | | |
| 25 | | | | | | | |
| 30 | | | | | | | |
| 35 | | | | | | | |
| 40 | | | | | | | |

| | |
|---|---|
| Nominal I.D. of Hole | in. |
| Nominal I.D. of Barrel Sampler | 1⅜ in |
| | |
| | |
| | |
| | |

The subsurface information shown hereon was obtained for the design and estimating purposes for our client. It is made available to authorized users only that they may have access to the same information available to our client. It is presented in good faith, but it is not intended as a substitute for investigations, interpretations or judgment of such authorized users. Information on the logs should not be relied upon without the geotechnical engineers recommendations contained in the report from which these logs were extracted.

Pp: Pocket Penetrometer; DP: Direct Push

Approximate Change in Strata: _____ Inferred Change in Strata: _ _ _ _ _ _ _ _ _ _ _ _ _

Soil descriptions represent a field identification after D. M. Burmister unless otherwise noted.

FIGURE #

SESI CONSULTING ENGINEERS

| | | | |
|---|---|---|---|
| PROJECT NAME: | 140-154 N Main Street | GEOPROBE NO. | **SB-8** |
| LOCATION: | Port Chester, NY | JOB NO. | 12166 |
| METHOD: | Direct Push | GROUND ELEVATION: | |
| GEOPROBE BY: Coastal | DATE STARTED: | 11/4/2021 | GROUNDWATER TABLE DEPTH: |
| INSPECTOR: Joe Noonan | DATE COMPLETED: | 11/4/2021 | 0 Hr. / 24 Hr. / Date |

| DEPTH (ft) | RECOVERY (in) | SAMPLE TUBE No. | DEPTH FROM (ft) | DEPTH TO (ft) | ENVIRONMENTAL SOIL SAMPLE NAME | SOIL DESCRIPTION AND STRATIFICATION | PID |
|---|---|---|---|---|---|---|---|
| 0 | | | | | | | |
| | 30 | 1 | 0 | | | 6" Concrete | 0 |
| | | | | | | Fill: Brown hard coarse SAND, some coarse Gravel (wet at 3') | 0 |
| | | | | 3 | SB-8(2.5-3') | | 0 |
| | 10 | 2 | 3 | 4 | | | 0 |
| 5 | | | | | | REFUSAL ENCOUNTERED BORING TERMINATED AT ± 4.0 FEET | |
| | | | | | | | |
| | | | | | | | |
| | | | | | | | |
| | | | | | | | |
| 10 | | | | | | | |
| | | | | | | | |
| | | | | | | | |
| | | | | | | | |
| | | | | | | | |
| 15 | | | | | | | |
| | | | | | | | |
| | | | | | | | |
| | | | | | | | |
| | | | | | | | |
| 20 | | | | | | | |
| | | | | | | | |
| | | | | | | | |
| | | | | | | | |
| | | | | | | | |
| 25 | | | | | | | |
| | | | | | | | |
| | | | | | | | |
| | | | | | | | |
| | | | | | | | |
| 30 | | | | | | | |
| | | | | | | | |
| | | | | | | | |
| | | | | | | | |
| | | | | | | | |
| 35 | | | | | | | |
| | | | | | | | |
| | | | | | | | |
| | | | | | | | |
| | | | | | | | |
| 40 | | | | | | | |

| | |
|---|---|
| Nominal I.D. of Hole | in. |
| Nominal I.D. of Barrel Sampler | 1⅜ in |
| | |
| | |
| | |
| | |

The subsurface information shown hereon was obtained for the design and estimating purposes for our client. It is made available to authorized users only that they may have access to the same information available to our client. It is presented in good faith, but it is not intended as a substitute for investigations, interpretations or judgment of such authorized users. Information on the logs should not be relied upon without the geotechnical engineers recommendations contained in the report from which these logs were extracted.

Pp: Pocket Penetrometer; DP: Direct Push

Approximate Change in Strata: _____ Inferred Change in Strata: _ _ _ _ _ _ _ _ _ _ _ _ _

Soil descriptions represent a field identification after D. M. Burmister unless otherwise noted.

FIGURE #

SESI CONSULTING ENGINEERS

| | | | |
|---|---|---|---|
| PROJECT NAME: | 140-154 N Main Street | GEOPROBE NO. | **SB-9** |
| LOCATION: | Port Chester, NY | JOB NO. | 12166 |
| METHOD: | Direct Push | GROUND ELEVATION: | |
| GEOPROBE BY: Coastal | DATE STARTED: | 11/4/2021 | GROUNDWATER TABLE DEPTH: |
| INSPECTOR: Joe Noonan | DATE COMPLETED: | 11/4/2021 | 0 Hr. / 24 Hr. / Date |

| DEPTH (ft) | RECOVERY (in) | SAMPLE TUBE No. | DEPTH FROM (ft) | DEPTH TO (ft) | ENVIRONMENTAL SOIL SAMPLE NAME | SOIL DESCRIPTION AND STRATIFICATION | PID |
|---|---|---|---|---|---|---|---|
| 0 | | | | | | | |
| | 30 | 1 | 0 | | | 6" Concrete | 0 |
| | | | | | | | 0 |
| | | | | 3 | SB-9(3-3.5') | Fill: Dark brown SILT, and coarse to fine Sand | 0 |
| | 12 | 2 | 3 | 4 | | | 0 |
| 5 | | | | | | REFUSAL ENCOUNTERED BORING TERMINATED AT ± 4.0 FEET | 0 |
| | | | | | | | 0 |
| 10 | | | | | | | |
| 15 | | | | | | | |
| 20 | | | | | | | |
| 25 | | | | | | | |
| 30 | | | | | | | |
| 35 | | | | | | | |
| 40 | | | | | | | |

| | |
|---|---|
| Nominal I.D. of Hole | in. |
| Nominal I.D. of Barrel Sampler | 1⅜ in |
| | |
| | |
| | |
| | |

The subsurface information shown hereon was obtained for the design and estimating purposes for our client. It is made available to authorized users only that they may have access to the same information available to our client. It is presented in good faith, but it is not intended as a substitute for investigations, interpretations or judgment of such authorized users. Information on the logs should not be relied upon without the geotechnical engineers recommendations contained in the report from which these logs were extracted.

Pp: Pocket Penetrometer; DP: Direct Push

Approximate Change in Strata: _____ Inferred Change in Strata: _ _ _ _ _ _ _ _ _ _ _ _ _

Soil descriptions represent a field identification after D. M. Burmister unless otherwise noted.

FIGURE #

SESI CONSULTING ENGINEERS

| | | | |
|---|---|---|---|
| PROJECT NAME: | 140-154 N Main Street | GEOPROBE NO. | **SB-10** |
| LOCATION: | Port Chester, NY | JOB NO. | 12166 |
| METHOD: | Direct Push | GROUND ELEVATION: | |
| GEOPROBE BY: Coastal | DATE STARTED: | 11/4/2021 | GROUNDWATER TABLE DEPTH: |
| INSPECTOR: Joe Noonan | DATE COMPLETED: | 11/4/2021 | 0 Hr. / 24 Hr. / Date |

| DEPTH (ft) | RECOVERY (in) | SAMPLE TUBE No. | DEPTH FROM (ft) | DEPTH TO (ft) | ENVIRONMENTAL SOIL SAMPLE NAME | SOIL DESCRIPTION AND STRATIFICATION | PID |
|---|---|---|---|---|---|---|---|
| 0 | | | | | | | |
| | 20 | 1 | 0 | | | 6" Concrete | 0 |
| | | | | 2 | | | 0 |
| | 20 | 2 | 2 | | | Fill: Dark brown hard SILT, some coarse Sand (organic odor) | 0 |
| | | | | 4 | | | 0 |
| 5 | 20 | 3 | 4 | | | Fill: Dark brown hard coarse SAND, trace Silt (heavy organic odor) | 0 |
| | | | | 6 | SB-10(5.5-6') | | 0 |
| | | | | | | REFUSAL ENCOUNTERED BORING TERMINATED AT ± 6.0 FEET | |
| 10 | | | | | | | |
| 15 | | | | | | | |
| 20 | | | | | | | |
| 25 | | | | | | | |
| 30 | | | | | | | |
| 35 | | | | | | | |
| 40 | | | | | | | |

| | |
|---|---|
| Nominal I.D. of Hole | in. |
| Nominal I.D. of Barrel Sampler | 1⅜ in |
| | |
| | |
| | |
| | |

The subsurface information shown hereon was obtained for the design and estimating purposes for our client. It is made available to authorized users only that they may have access to the same information available to our client. It is presented in good faith, but it is not intended as a substitute for investigations, interpretations or judgment of such authorized users. Information on the logs should not be relied upon without the geotechnical engineers recommendations contained in the report from which these logs were extracted.

Pp: Pocket Penetrometer; DP: Direct Push

Approximate Change in Strata: _____ Inferred Change in Strata: _ _ _ _ _ _ _ _ _ _ _ _ _

Soil descriptions represent a field identification after D. M. Burmister unless otherwise noted.

FIGURE #

SESI CONSULTING ENGINEERS

| | | | |
|---|---|---|---|
| PROJECT NAME: | 140-156 N Main ST | GEOPROBE NO. | **SB-1** |
| LOCATION: | Port Chester, NY | JOB NO. | 12166 |
| METHOD: | Direct Push | GROUND ELEVATION: | |
| GEOPROBE BY: Coastal | DATE STARTED: 5/17/2022 | GROUNDWATER TABLE DEPTH: 8' | |
| INSPECTOR: JN, CB | DATE COMPLETED: 5/17/2022 | 0 Hr. / 24 Hr. / Date | |

| DEPTH (ft) | RECOVERY (in) | SAMPLE TUBE No. | DEPTH FROM (ft) | DEPTH TO (ft) | ENVIRONMENTAL SOIL SAMPLE NAME | SOIL DESCRIPTION AND STRATIFICATION | PID |
|---|---|---|---|---|---|---|---|
| 0 | | | | | | | |
| | 28 | 1 | 0 | | | Dark gray/black coarse to fine SAND, little coarse to fine Gravel, trace Silt | 0 |
| | | | | | | | 0 |
| | | | | 3 | | | 0 |
| | 36 | 2 | 3 | | | | 0 |
| 5 | | | | | | Brown to yellow medium to fine SAND, little Silt, trace Gravel | 0 |
| | | | | 6 | | | 0 |
| | 36 | 3 | 6 | | | Gray to brown coarse to fine SAND, little Silt, trace Gravel | 0 |
| | | | | | | Brown to gray medium to fine SAND, little Silty Clay, heavy odors and staining | 52 |
| | | | | 9 | SB-1 (8.5-9) | | 93 |
| 10 | 36 | 4 | 9 | | | | 62 |
| | | | | | | Brown to gray coarse to fine SAND, little Silty Clay, very wet | 0 |
| | | | | 12 | | | 0 |
| | | | | | | Refusal at 12' below ground surface | |
| 15 | | | | | | | |
| 20 | | | | | | | |
| 25 | | | | | | | |
| 30 | | | | | | | |
| 35 | | | | | | | |
| 40 | | | | | | | |

| | |
|---|---|
| Nominal I.D. of Hole | in. |
| Nominal I.D. of Barrel Sampler | 1⅜ in |
| | |
| | |
| | |
| | |

The subsurface information shown hereon was obtained for the design and estimating purposes for our client. It is made available to authorized users only that they may have access to the same information available to our client. It is presented in good faith, but it is not intended as a substitute for investigations, interpretations or judgment of such authorized users. Information on the logs should not be relied upon without the geotechnical engineers recommendations contained in the report from which these logs were extracted.

Pp: Pocket Penetrometer; DP: Direct Push

Approximate Change in Strata: _____ Inferred Change in Strata: _ _ _ _ _ _ _ _ _ _ _ _

Soil descriptions represent a field identification after D. M. Burmister unless otherwise noted.

FIGURE #

SESI CONSULTING ENGINEERS

| | | | |
|---|---|---|---|
| PROJECT NAME: | 140-156 N Main ST | GEOPROBE NO. | **SB-3** |
| LOCATION: | Port Chester, NY | JOB NO. | 12166 |
| METHOD: | Direct Push | GROUND ELEVATION: | 31 |
| GEOPROBE BY: Coastal | DATE STARTED: 6/16/2022 | GROUNDWATER TABLE DEPTH: 8' | |
| INSPECTOR: Christian Barletta | DATE COMPLETED: 6/16/2022 | 0 Hr. / 24 Hr. / Date | |

| H (ft) | RECOVERY (in) | SAMPLE TUBE No. | DEPTH FROM (ft) | DEPTH TO (ft) | ENVIRONMENTAL SOIL SAMPLE NAME | SOIL DESCRIPTION AND STRATIFICATION | PID |
|---|---|---|---|---|---|---|---|
| 0 | | 1 | 0 | | | Asphalt | 0 |
| | | | | | | Dark brown/brown fine to medium loose SAND, trace Silt; No odors, | 0 |
| | | | | | | No staining, dry | 0 |
| | | | | | | Gray/light gray fine grained SILT, little Clay; Some wetness, No odors | 0 |
| 5 | | | | 5 | | Dark brown/brown fine to coarse loose SAND, trace Asphalt (Fill), No | 0 |
| | 23-Feb | 2 | 5 | | | odors | 0 |
| | | | | | SB-3 (6.5') | Coarse to fine SAND, trace Sillt, Odors at 6' - 7' | 0 |
| | | | | | | Light gray to yellowish orange coarse to fine medium dense SAND, | 0 |
| | | | | | | some soft Clay, trace Silt, | 0 |
| 10 | | | | 10 | | White to light gray coarse to fine soft CLAY; No odors, Dry | 0 |
| | | | 10 | | | END OF BORING | 0 |
| 15 | | | | | | | |
| 20 | | | | | | | |
| 25 | | | | | | | |
| 30 | | | | | | | |
| 35 | | | | | | | |
| 40 | | | | | | | |

| | |
|---|---|
| Nominal I.D. of Hole | in. |
| Nominal I.D. of Barrel Sampler | 1⅜ in |
| | |
| | |
| | |
| | |

The subsurface information shown hereon was obtained for the design and estimating purposes for our client. It is made available to authorized users only that they may have access to the same information available to our client. It is presented in good faith, but it is not intended as a substitute for investigations, interpretations or judgment of such authorized users. Information on the logs should not be relied upon without the geotechnical engineers recommendations contained in the report from which these logs were extracted.

Pp: Pocket Penetrometer; DP: Direct Push

Approximate Change in Strata: _____ Inferred Change in Strata: _ _ _ _ _ _ _ _ _ _ _ _

Soil descriptions represent a field identification after D. M. Burmister unless otherwise noted.

FIGURE #

SESI CONSULTING ENGINEERS

| | | | |
|---|---|---|---|
| PROJECT NAME: | 140-156 N Main ST | GEOPROBE NO. | **SB-4** |
| LOCATION: | Port Chester, NY | JOB NO. | 12166 |
| METHOD: | Direct Push | GROUND ELEVATION: | 31 |
| GEOPROBE BY: Coastal | DATE STARTED: ####### | GROUNDWATER TABLE DEPTH: 8' | |
| INSPECTOR: Christian Barletta | DATE COMPLETED: ####### | 0 Hr. / 24 Hr. / Date | |

| H (ft) | RECOVERY (in) | SAMPLE TUBE No. | DEPTH FROM (ft) | DEPTH TO (ft) | ENVIRONMENTAL SOIL SAMPLE NAME | SOIL DESCRIPTION AND STRATIFICATION | PID |
|---|---|---|---|---|---|---|---|
| 0 | 18 | 1 | 0 | | | Black/Dark Brown coarse to fine FILL, some Gravel | 0 |
| | | | | | | | 0 |
| | | | | | | | 0 |
| | | | | | | Dark-Light Brown, coarse to fine SAND, Little Silt, trace Gravel | 0 |
| 5 | | | | 5 | | | 0 |
| | 12 | 2 | 5 | | | | 0 |
| | | | | | | | 0 |
| | | | | | | | 0 |
| | | | | | | | 0 |
| 10 | | | | 10 | | | 0 |
| | 48 | 3 | 10 | | | | 0 |
| | | | | | | | 0 |
| | | | | | SB-4 (13.5') | Brown to gray medium to fine Silty SAND, little Silty Clay. Heavy odors and staining | 69.4 |
| | | | | | | | 69.4 |
| 15 | | | | 15 | | White-Gray coarse GRAVEL, Trace medium to fine Sand | 0 |
| | | | 15 | | | END OF BORING | |
| | | | | | | | |
| | | | | | | | |
| | | | | | | | |
| 20 | | | | | | | |
| | | | | | | | |
| | | | | | | | |
| | | | | | | | |
| | | | | | | | |
| 25 | | | | | | | |
| | | | | | | | |
| | | | | | | | |
| | | | | | | | |
| | | | | | | | |
| 30 | | | | | | | |
| | | | | | | | |
| | | | | | | | |
| | | | | | | | |
| | | | | | | | |
| 35 | | | | | | | |
| | | | | | | | |
| | | | | | | | |
| | | | | | | | |
| | | | | | | | |
| 40 | | | | | | | |

| | |
|---|---|
| Nominal I.D. of Hole | in. |
| Nominal I.D. of Barrel Sampler | 1⅜ in |
| | |
| | |
| | |
| | |

The subsurface information shown hereon was obtained for the design and estimating purposes for our client. It is made available to authorized users only that they may have access to the same information available to our client. It is presented in good faith, but it is not intended as a substitute for investigations, interpretations or judgment of such authorized users. Information on the logs should not be relied upon without the geotechnical engineers recommendations contained in the report from which these logs were extracted.

Pp: Pocket Penetrometer; DP: Direct Push

Approximate Change in Strata: _____ Inferred Change in Strata: _ _ _ _ _ _ _ _ _ _ _ _

Soil descriptions represent a field identification after D. M. Burmister unless otherwise noted.

FIGURE #

SESI CONSULTING ENGINEERS

| | | | |
|---|---|---|---|
| PROJECT NAME: | 140-156 N Main ST | GEOPROBE NO. | **SB-5** |
| LOCATION: | Port Chester, NY | JOB NO. | 12166 |
| METHOD: | Direct Push | GROUND ELEVATION: | |
| GEOPROBE BY: Coastal | DATE STARTED: ####### | GROUNDWATER TABLE DEPTH: 12' | |
| INSPECTOR: Christian Barletta | DATE COMPLETED: ####### | 0 Hr. / 24 Hr. / Date | |

| H (ft) | RECOVERY (in) | SAMPLE TUBE No. | DEPTH FROM (ft) | DEPTH TO (ft) | ENVIRONMENTAL SOIL SAMPLE NAME | SOIL DESCRIPTION AND STRATIFICATION | PID |
|---|---|---|---|---|---|---|---|
| 0 | | | | | | | |
| | 42 | 1 | 0 | | | Black/Dark Brown coarse to fine ASPHALT (FILL), some loose Gravel, trace soft Clay; No odors, Dry | 0 |
| | | | | | SB-5 (1.5') | | 0 |
| | | | | | | | 0 |
| | | | | | | Dark-Light Brown, coarse to fine SAND, Little Silt, trace Gravel; No odors, Dry | 0 |
| 5 | | | | 5 | | | 0 |
| | 48 | 2 | 5 | | | Light Brownish Yellow, coarse to fine SAND, Little Silt, trace Gravel; No odors, Dry | 0 |
| | | | | | | | 0 |
| | | | | | | | 0 |
| | | | | | | Dark Brown, coarse to fine Silty SAND, trace Gravel; No odors, Dry | 0 |
| 10 | | | | 10 | | | 0 |
| | 42 | 3 | 10 | | | | 0 |
| | | | | | | | 0 |
| | | | | | | Light Brown/Yellow, Coarse to medium SAND, trace Gravel; Moist, No odors | 0 |
| | | | | | | | 0 |
| 15 | | | | 15 | | END OF BORING | 0 |
| | | | 15 | | | | |
| 20 | | | | | | | |
| 25 | | | | | | | |
| 30 | | | | | | | |
| 35 | | | | | | | |
| 40 | | | | | | | |

| | |
|---|---|
| Nominal I.D. of Hole | in. |
| Nominal I.D. of Barrel Sampler | 1⅜ in |
| | |
| | |
| | |
| | |

The subsurface information shown hereon was obtained for the design and estimating purposes for our client. It is made available to authorized users only that they may have access to the same information available to our client. It is presented in good faith, but it is not intended as a substitute for investigations, interpretations or judgment of such authorized users. Information on the logs should not be relied upon without the geotechnical engineers recommendations contained in the report from which these logs were extracted.

Pp: Pocket Penetrometer; DP: Direct Push

Approximate Change in Strata: _____ Inferred Change in Strata: _ _ _ _ _ _ _ _ _ _ _ _ _

Soil descriptions represent a field identification after D. M. Burmister unless otherwise noted.

FIGURE #

SESI CONSULTING ENGINEERS

| | | | |
|---|---|---|---|
| PROJECT NAME: | 140-156 N Main ST | GEOPROBE NO. | **SB-6** |
| LOCATION: | Port Chester, NY | JOB NO. | 12166 |
| METHOD: | Direct Push | GROUND ELEVATION: | |
| GEOPROBE BY: | DATE STARTED: ####### | GROUNDWATER TABLE DEPTH: 12' | |
| INSPECTOR: | DATE COMPLETED: ####### | 0 Hr. / 24 Hr. / Date | |

| DEPTH (ft) | RECOVERY (in) | SAMPLE TUBE No. | DEPTH FROM (ft) | DEPTH TO (ft) | ENVIRONMENTAL SOIL SAMPLE NAME | SOIL DESCRIPTION AND STRATIFICATION | PID |
|---|---|---|---|---|---|---|---|
| 0 | | | | | | | |
| | 36 | 1 | 0 | | | Coarse to fine Asphalt (FILL), trace loose Sand, some Gravel | 0 |
| | | | | | | | 0 |
| | | | | | | Black/Dark Brown coarse to fine FILL, some Gravel | 0 |
| | | | | | | | 0 |
| 5 | | | | 5 | | Dark Brown, coarse to fine Silty SAND, trace Gravel | 0 |
| | 24 | | 5 | | | | 0 |
| | | | | | | | 0 |
| | | | | | SB-7 (7.5) | Gray/White, coarse to medium, GRAVEL little Sand | 0 |
| | | | | | | Refusal at 8.5' | 0 |
| 10 | | | | 10 | | End of boring | |
| 15 | | | | | | | |
| 20 | | | | | | | |
| 25 | | | | | | | |
| 30 | | | | | | | |
| 35 | | | | | | | |
| 40 | | | | | | | |

| | |
|---|---|
| Nominal I.D. of Hole | in. |
| Nominal I.D. of Barrel Sampler | 1⅜ in |
| | |
| | |
| | |
| | |

The subsurface information shown hereon was obtained for the design and estimating purposes for our client. It is made available to authorized users only that they may have access to the same information available to our client. It is presented in good faith, but it is not intended as a substitute for investigations, interpretations or judgment of such authorized users. Information on the logs should not be relied upon without the geotechnical engineers recommendations contained in the report from which these logs were extracted.

Pp: Pocket Penetrometer; DP: Direct Push

Approximate Change in Strata: _____ Inferred Change in Strata: _ _ _ _ _ _ _ _ _ _ _ _ _

Soil descriptions represent a field identification after D. M. Burmister unless otherwise noted.

FIGURE #

SESI CONSULTING ENGINEERS

| | | | |
|---|---|---|---|
| PROJECT NAME: | 140-156 N Main ST | GEOPROBE NO. | **SB-7** |
| LOCATION: | Port Chester, NY | JOB NO. | 12166 |
| METHOD: | Direct Push | GROUND ELEVATION: | |
| GEOPROBE BY: Coastal | DATE STARTED: ####### | GROUNDWATER TABLE DEPTH: 12' | |
| INSPECTOR: Christian Barletta | DATE COMPLETED: ####### | 0 Hr. / 24 Hr. / Date | |

| DEPTH (ft) | RECOVERY (in) | SAMPLE TUBE No. | DEPTH FROM (ft) | DEPTH TO (ft) | ENVIRONMENTAL SOIL SAMPLE NAME | SOIL DESCRIPTION AND STRATIFICATION | PID |
|---|---|---|---|---|---|---|---|
| 0 | | | | | | | |
| | 60 | 1 | 0 | 1 | | Black/Dark Brown, Coarse to fine SAND,trace Silt | 0 |
| | | | | | | Light Gray/ White FILL, some coarse to fine Gravel | 0 |
| | | | | | | | 0 |
| | | | | | | | 0 |
| 5 | | | | 5 | | Light Brown, coarse to fine Silty SAND, trace Gravel | 0 |
| | 60 | 2 | 5 | | | | 0 |
| | | | | | | | 0 |
| | | | | | | Dark Brown, coarse to fine SAND, little Gravel | 0 |
| | | | | | | | 0 |
| 10 | | | | 10 | | | 0 |
| | 60 | 3 | 10 | | | | 0 |
| | | | | | | | 0 |
| | | | | | | Dark Grayish Brown, coarse to fine Silty SAND, trace Gravel, Mois | 0 |
| | | | | | SB-7 (13') | | 0 |
| 15 | | | | 15 | | Light Gray, Coarse to medium Sandy GRAVEL | 0 |
| | | | 15 | | | End Of Boring | |
| | | | | | | | |
| | | | | | | | |
| | | | | | | | |
| 20 | | | | | | | |
| | | | | | | | |
| | | | | | | | |
| | | | | | | | |
| | | | | | | | |
| 25 | | | | | | | |
| | | | | | | | |
| | | | | | | | |
| | | | | | | | |
| | | | | | | | |
| 30 | | | | | | | |
| | | | | | | | |
| | | | | | | | |
| | | | | | | | |
| | | | | | | | |
| 35 | | | | | | | |
| | | | | | | | |
| | | | | | | | |
| | | | | | | | |
| | | | | | | | |
| 40 | | | | | | | |

| | |
|---|---|
| Nominal I.D. of Hole | in. |
| Nominal I.D. of Barrel Sampler | 1⅜ in |
| | |
| | |
| | |
| | |

The subsurface information shown hereon was obtained for the design and estimating purposes for our client. It is made available to authorized users only that they may have access to the same information available to our client. It is presented in good faith, but it is not intended as a substitute for investigations, interpretations or judgment of such authorized users. Information on the logs should not be relied upon without the geotechnical engineers recommendations contained in the report from which these logs were extracted.

Pp: Pocket Penetrometer; DP: Direct Push

Approximate Change in Strata: _____ Inferred Change in Strata: _ _ _ _ _ _ _ _ _ _ _ _ _

Soil descriptions represent a field identification after D. M. Burmister unless otherwise noted.

FIGURE #

SESI CONSULTING ENGINEERS

| | | | |
|---|---|---|---|
| PROJECT NAME: | 140-156 N Main ST | GEOPROBE NO. | **SB-10** |
| LOCATION: | Port Chester, NY | JOB NO. | 12166 |
| METHOD: | Direct Push | GROUND ELEVATION: | |
| GEOPROBE BY: Coastal | DATE STARTED: ####### | GROUNDWATER TABLE DEPTH: 12' | |
| INSPECTOR: Christian Barletta | DATE COMPLETED: ####### | 0 Hr. / 24 Hr. / Date | |

| DEPTH (ft) | RECOVERY (in) | SAMPLE TUBE No. | DEPTH FROM (ft) | DEPTH TO (ft) | ENVIRONMENTAL SOIL SAMPLE NAME | SOIL DESCRIPTION AND STRATIFICATION | PID |
|---|---|---|---|---|---|---|---|
| 0 | | | | | | | |
| | | 1 | 0 | | | Black/Dark black coarse to fine ASPHALT/white SAND (FILL); No odor, Dry | 0 |
| | | | | | SB-10 (1.5') | | 0 |
| | | | | | | | 0 |
| | | | | | | Black/Brown medium to coarse ASPHALT/SAND (FILL) | 0 |
| 5 | | | | 5 | | Dark Brown/Light Brown soft CLAY; No odor, Some wetness | 0 |
| | 48 | | 5 | | | Black/Dark Brown medium to coarse ASPHALT/SAND (FILL) | 0 |
| | | | | | | Gray/Dark Brown fine clayey GRAVEL, trace Clay | 0 |
| | | | | | | Dark Brown/Brown soft CLAY, trace fine Gravel; No odor, minor staining, Some wetness | 0 |
| | | | | | | | 0 |
| 10 | | | | 10 | | End Of Boring | 0 |
| 15 | | | | | | | |
| 20 | | | | | | | |
| 25 | | | | | | | |
| 30 | | | | | | | |
| 35 | | | | | | | |
| 40 | | | | | | | |

| | |
|---|---|
| Nominal I.D. of Hole | in. |
| Nominal I.D. of Barrel Sampler | 1⅜ in |
| | |
| | |
| | |
| | |

The subsurface information shown hereon was obtained for the design and estimating purposes for our client. It is made available to authorized users only that they may have access to the same information available to our client. It is presented in good faith, but it is not intended as a substitute for investigations, interpretations or judgment of such authorized users. Information on the logs should not be relied upon without the geotechnical engineers recommendations contained in the report from which these logs were extracted.

Pp: Pocket Penetrometer; DP: Direct Push

Approximate Change in Strata: _____ Inferred Change in Strata: _ _ _ _ _ _ _ _ _ _ _ _ _

Soil descriptions represent a field identification after D. M. Burmister unless otherwise noted.

FIGURE #

SESI CONSULTING ENGINEERS

| | | | |
|---|---|---|---|
| PROJECT NAME: | 140-156 N Main ST | GEOPROBE NO. | **SB-11** |
| LOCATION: | Port Chester, NY | JOB NO. | 12166 |
| METHOD: | Direct Push | GROUND ELEVATION: | |
| GEOPROBE BY: Coastal | DATE STARTED: ####### | GROUNDWATER TABLE DEPTH: 12' | |
| INSPECTOR: Christian Barletta | DATE COMPLETED: ####### | 0 Hr. / 24 Hr. / Date | |

| DEPTH (ft) | RECOVERY (in) | SAMPLE TUBE No. | DEPTH FROM (ft) | DEPTH TO (ft) | ENVIRONMENTAL SOIL SAMPLE NAME | SOIL DESCRIPTION AND STRATIFICATION | PID |
|---|---|---|---|---|---|---|---|
| 0 | | | | | | | |
| | | 1 | 0 | | | Black coarse ASPHALT, little loose white Sand (FILL) | 0 |
| | | | | | SB-11 (1.5') | | 0 |
| | | | | | | | 0 |
| | | | | | | Dark Brown/Brown medium stiff CLAY, some medium fine Gravel; | 0 |
| 5 | | | | 5 | | No odor, Little staining, Some wetness | 0 |
| | 48 | | 5 | | | End of Boring | 0 |
| 10 | | | | | | | |
| 15 | | | | | | | |
| 20 | | | | | | | |
| 25 | | | | | | | |
| 30 | | | | | | | |
| 35 | | | | | | | |
| 40 | | | | | | | |

| | |
|---|---|
| Nominal I.D. of Hole | in. |
| Nominal I.D. of Barrel Sampler | 1⅜ in |
| | |
| | |
| | |
| | |

The subsurface information shown hereon was obtained for the design and estimating purposes for our client. It is made available to authorized users only that they may have access to the same information available to our client. It is presented in good faith, but it is not intended as a substitute for investigations, interpretations or judgment of such authorized users. Information on the logs should not be relied upon without the geotechnical engineers recommendations contained in the report from which these logs were extracted.

Pp: Pocket Penetrometer; DP: Direct Push

Approximate Change in Strata: _____ Inferred Change in Strata: _ _ _ _ _ _ _ _ _ _ _ _ _

Soil descriptions represent a field identification after D. M. Burmister unless otherwise noted.

FIGURE #

SESI CONSULTING ENGINEERS

| | | | |
|---|---|---|---|
| PROJECT NAME: | 140-156 N Main ST | GEOPROBE NO. | **SB-12** |
| LOCATION: | Port Chester, NY | JOB NO. | 12166 |
| METHOD: | Direct Push | GROUND ELEVATION: | |
| GEOPROBE BY: Coastal | DATE STARTED: ####### | GROUNDWATER TABLE DEPTH: 8' | |
| INSPECTOR: Christian Barletta | DATE COMPLETED: ####### | 0 Hr. / 24 Hr. / Date | |

| DEPTH (ft) | RECOVERY (in) | SAMPLE TUBE No. | DEPTH FROM (ft) | DEPTH TO (ft) | ENVIRONMENTAL SOIL SAMPLE NAME | SOIL DESCRIPTION AND STRATIFICATION | PID |
|---|---|---|---|---|---|---|---|
| 0 | | | | | | | |
| | | 1 | 0 | | | Black/Dark Brown coarse to fine ASPHALT (FILL), trace Clay, little Gravel; No odor, Dry | 0 |
| | | | | | SB-12 (2.5') | | 0 |
| | | | | | | Black/Light Brown soft CLAY, some coarse fine Gravel; No odor, No staining, Dry | 0 |
| | | | | | | | 0 |
| 5 | | | | 5 | | | 0 |
| | 36 | 2 | 5 | | | Dark Brown/Brown, coarse to fine SAND, some Gravel, little Silt; No odor, No staining, Some wetness | 0 |
| | | | | | | | 0 |
| | | | | | | Light Brown/Dark Brown very soft Clay, some Gravel/Sand; No odor, Some staining, Little wetness | 0 |
| | | | | | | | 0 |
| 10 | | | | 10 | | End of boring | 0 |
| | 54 | | 10 | | | | |
| 15 | | | | | | | |
| 20 | | | | | | | |
| 25 | | | | | | | |
| 30 | | | | | | | |
| 35 | | | | | | | |
| 40 | | | | | | | |

| | |
|---|---|
| Nominal I.D. of Hole | in. |
| Nominal I.D. of Barrel Sampler | 1⅜ in |
| | |
| | |
| | |
| | |

The subsurface information shown hereon was obtained for the design and estimating purposes for our client. It is made available to authorized users only that they may have access to the same information available to our client. It is presented in good faith, but it is not intended as a substitute for investigations, interpretations or judgment of such authorized users. Information on the logs should not be relied upon without the geotechnical engineers recommendations contained in the report from which these logs were extracted.

Pp: Pocket Penetrometer; DP: Direct Push

Approximate Change in Strata: _____ Inferred Change in Strata: _ _ _ _ _ _ _ _ _ _ _ _ _

Soil descriptions represent a field identification after D. M. Burmister unless otherwise noted.

FIGURE #

SESI CONSULTING ENGINEERS

| | | | |
|---|---|---|---|
| PROJECT NAME: | 140-156 N Main ST | GEOPROBE NO. | **SB-13** |
| LOCATION: | Port Chester, NY | JOB NO. | 12166 |
| METHOD: | Direct Push | GROUND ELEVATION: | |
| GEOPROBE BY: Coastal | DATE STARTED: 6/16/2022 | GROUNDWATER TABLE DEPTH: | |
| INSPECTOR: Christian Barletta | DATE COMPLETED: 6/16/2022 | 0 Hr. | 24 Hr. / Date |

| DEPTH (ft) | RECOVERY (in) | SAMPLE TUBE No. | DEPTH FROM (ft) | DEPTH TO (ft) | ENVIRONMENTAL SOIL SAMPLE NAME | SOIL DESCRIPTION AND STRATIFICATION | PID |
|---|---|---|---|---|---|---|---|
| 0 | | 1 | 0 | | | Black/Dark Brown and White, coarse to fine ASPHALT (FILL), some | 0 |
| | | | | | SB-13 (2.0') | Sand; No odors, No staining, Dry | 0 |
| | | | | | | Black/Dark Brown medium stiff CLAY, Some wetness | 0 |
| | | | | | | Brown/Light Brown coarse to fine SAND, little Silt, trace coarse to | 0 |
| 5 | | | | 5 | | fine Gravel; No odors, No staining, Dry | 0 |
| | 42 | | 5 | | | End of boring | |
| 10 | | | | | | | |
| 15 | | | | | | | |
| 20 | | | | | | | |
| 25 | | | | | | | |
| 30 | | | | | | | |
| 35 | | | | | | | |
| 40 | | | | | | | |

| | |
|---|---|
| Nominal I.D. of Hole | in. |
| Nominal I.D. of Barrel Sampler | 1⅜ in |
| | |
| | |
| | |
| | |

The subsurface information shown hereon was obtained for the design and estimating purposes for our client. It is made available to authorized users only that they may have access to the same information available to our client. It is presented in good faith, but it is not intended as a substitute for investigations, interpretations or judgment of such authorized users. Information on the logs should not be relied upon without the geotechnic engineers recommendations contained in the report from which these logs were extracted.

Pp: Pocket Penetrometer; DP: Direct Push

Approximate Change in Strata: _____ Inferred Change in Strata: _ _ _ _ _ _ _ _ _ _ _ _

Soil descriptions represent a field identification after D. M. Burmister unless otherwise noted.

FIGURE #

SESI CONSULTING ENGINEERS

| | | | |
|---|---|---|---|
| PROJECT NAME: | 140-156 N Main ST | GEOPROBE NO. | **SB-14** |
| LOCATION: | Port Chester, NY | JOB NO. | 12166 |
| METHOD: | Direct Push | GROUND ELEVATION: | |
| GEOPROBE BY: Coastal | DATE STARTED: ####### | GROUNDWATER TABLE DEPTH: 8' | |
| INSPECTOR: Christian Barletta | DATE COMPLETED: ####### | 0 Hr. / 24 Hr. / Date | |

| DEPTH (ft) | RECOVERY (in) | SAMPLE TUBE No. | DEPTH FROM (ft) | DEPTH TO (ft) | ENVIRONMENTAL SOIL SAMPLE NAME | SOIL DESCRIPTION AND STRATIFICATION | PID |
|---|---|---|---|---|---|---|---|
| 0 | | | | | | | |
| | | 1 | 0 | | | Black/Dark Brown soft CLAY, some Sand, trace Gravel; No odor, No staining, Dry | 0 |
| | | | | | | | 0 |
| | | | | | SB-14 (3.0') | | 0 |
| | | | | | | Dark Brown/Light Brown loose SAND, some Gravel, trace Silt; No odor, No staining, Dry | 0 |
| 5 | | 2 | | 5 | | | 0 |
| | 54 | | 5 | | | | 0 |
| | | | | | | Brown/Light Brown coarse to fine SAND, trace Silt, No odor, No staining, Dry | 0 |
| | | | | | | | 0 |
| | | | | | | Brown/Light Brown GRAVEL, trace Clay and Silt; No odor, No staining, Dry | 0 |
| 10 | | | | 10 | | | 0 |
| | 30 | | 10 | | | End Of Boring | 0 |
| 15 | | | | | | | |
| 20 | | | | | | | |
| 25 | | | | | | | |
| 30 | | | | | | | |
| 35 | | | | | | | |
| 40 | | | | | | | |

| | |
|---|---|
| Nominal I.D. of Hole | in. |
| Nominal I.D. of Barrel Sampler | 1⅜ in |
| | |
| | |
| | |
| | |

The subsurface information shown hereon was obtained for the design and estimating purposes for our client. It is made available to authorized users only that they may have access to the same information available to our client. It is presented in good faith, but it is not intended as a substitute for investigations, interpretations or judgment of such authorized users. Information on the logs should not be relied upon without the geotechnical engineers recommendations contained in the report from which these logs were extracted.

Pp: Pocket Penetrometer; DP: Direct Push

Approximate Change in Strata: _____ Inferred Change in Strata: _ _ _ _ _ _ _ _ _ _ _ _ _

Soil descriptions represent a field identification after D. M. Burmister unless otherwise noted.

FIGURE #

SESI CONSULTING ENGINEERS

| | | | |
|---|---|---|---|
| PROJECT NAME: | 140-156 N Main ST | GEOPROBE NO. | **SB-101** |
| LOCATION: | Port Chester, NY | JOB NO. | 12166 |
| METHOD: | Direct Push | GROUND ELEVATION: | |
| GEOPROBE BY: | DATE STARTED: | 5/11/2022 | GROUNDWATER TABLE DEPTH: 8-9' |
| INSPECTOR: | DATE COMPLETED: | 5/11/2022 | 0 Hr. / 24 Hr. / Date |

| DEPTH (ft) | RECOVERY (in) | SAMPLE TUBE No. | DEPTH FROM (ft) | DEPTH TO (ft) | ENVIRONMENTAL SOIL SAMPLE NAME | SOIL DESCRIPTION AND STRATIFICATION | PID |
|---|---|---|---|---|---|---|---|
| 0 | | | | | | | |
| | 44 | 1 | 0 | | | Fill: Dark gray/black coarse to fine Sand, little coarse to fine Gravel, trace Silt. Pieces of concrete, asphalt and brick | 0 |
| | | | | | | | 0 |
| | | | | | SB-101 (2.5-3) | | 0 |
| | | | | | | | 0 |
| 5 | | | | 5 | | | 0 |
| | 52 | 2 | 5 | | | Fill: Dark brown coarse to fine SAND, little coarse to fine Gravel, trace Silt. Pieces of concrete, asphalt and brick | 0 |
| | | | | | | | 0 |
| | | | | | | Light brown SAND, little Silty Clay, trace fine Gravel | 0 |
| | | | | | | | 0 |
| 10 | | | | 10 | | | 0 |
| | | | | | | End of boring at 10' below ground surface | |
| 15 | | | | | | | |
| 20 | | | | | | | |
| 25 | | | | | | | |
| 30 | | | | | | | |
| 35 | | | | | | | |
| 40 | | | | | | | |

| | |
|---|---|
| Nominal I.D. of Hole | in. |
| Nominal I.D. of Barrel Sampler | 1⅜ in |
| | |
| | |
| | |
| | |

The subsurface information shown hereon was obtained for the design and estimating purposes for our client. It is made available to authorized users only that they may have access to the same information available to our client. It is presented in good faith, but it is not intended as a substitute for investigations, interpretations or judgment of such authorized users. Information on the logs should not be relied upon without the geotechnical engineers recommendations contained in the report from which these logs were extracted.

Pp: Pocket Penetrometer; DP: Direct Push

Approximate Change in Strata: _____ Inferred Change in Strata: _ _ _ _ _ _ _ _ _ _ _ _

Soil descriptions represent a field identification after D. M. Burmister unless otherwise noted.

FIGURE #

SESI CONSULTING ENGINEERS

| | | | |
|---|---|---|---|
| PROJECT NAME: | 140-156 N Main ST | GEOPROBE NO. | **SB-102** |
| LOCATION: | Port Chester, NY | JOB NO. | 12166 |
| METHOD: | Direct Push | GROUND ELEVATION: | |
| GEOPROBE BY: | | | |
| DATE STARTED: | 5/11/2022 | GROUNDWATER TABLE DEPTH: 8-9' | |
| INSPECTOR: | | | |
| DATE COMPLETED: | 5/11/2022 | 0 Hr. | 24 Hr. / Date |

| DEPTH (ft) | RECOVERY (in) | SAMPLE TUBE No. | DEPTH FROM (ft) | DEPTH TO (ft) | ENVIRONMENTAL SOIL SAMPLE NAME | SOIL DESCRIPTION AND STRATIFICATION | PID |
|---|---|---|---|---|---|---|---|
| 0 | 56 | 1 | 0 | | | Fill: Dark gray/black coarse to fine Sand, little coarse to fine Gravel, trace Silt. Pieces of concrete, asphalt and brick | 0 |
| | | | | | | | 0 |
| | | | | | | Fill: Dark brown coarse to fine Sand, some Clay, trace coarse to fine Gravel. Pieces of concrete, asphalt and brick | 0 |
| | | | | | | | 0 |
| 5 | | | | 5 | | | 0 |
| | 32 | 2 | 5 | | SB-102 (5.5-6) | | 0 |
| | | | | | | | 0 |
| | | | | | | Light brown SAND, little Silty Clay, trace fine Gravel | 0 |
| | | | | | | | 0 |
| 10 | | | | 10 | | | 0 |
| | | | | | | End of boring at 10' below ground surface | |
| 15 | | | | | | | |
| 20 | | | | | | | |
| 25 | | | | | | | |
| 30 | | | | | | | |
| 35 | | | | | | | |
| 40 | | | | | | | |

| | |
|---|---|
| Nominal I.D. of Hole | in. |
| Nominal I.D. of Barrel Sampler | 1⅜ in |
| | |
| | |
| | |
| | |

The subsurface information shown hereon was obtained for the design and estimating purposes for our client. It is made available to authorized users only that they may have access to the same information available to our client. It is presented in good faith, but it is not intended as a substitute for investigations, interpretations or judgment of such authorized users. Information on the logs should not be relied upon without the geotechnical engineers recommendations contained in the report from which these logs were extracted.

Pp: Pocket Penetrometer; DP: Direct Push

Approximate Change in Strata: _____ Inferred Change in Strata: _ _ _ _ _ _ _ _ _ _ _ _

Soil descriptions represent a field identification after D. M. Burmister unless otherwise noted.

FIGURE #

SESI CONSULTING ENGINEERS

| | | | |
|---|---|---|---|
| PROJECT NAME: | 140-156 N Main ST | GEOPROBE NO. | **SB-103** |
| LOCATION: | Port Chester, NY | JOB NO. | 12166 |
| METHOD: | Direct Push | GROUND ELEVATION: | |
| GEOPROBE BY: | | | |
| DATE STARTED: | 5/11/2022 | GROUNDWATER TABLE DEPTH: 8-9' | |
| INSPECTOR: | | | |
| DATE COMPLETED: | 5/11/2022 | 0 Hr. | 24 Hr. / Date |

| DEPTH (ft) | RECOVERY (in) | SAMPLE TUBE No. | DEPTH FROM (ft) | DEPTH TO (ft) | ENVIRONMENTAL SOIL SAMPLE NAME | SOIL DESCRIPTION AND STRATIFICATION | PID |
|---|---|---|---|---|---|---|---|
| 0 | | | | | | | |
| | 58 | 1 | 0 | | | Fill: Dark gray/black coarse to fine Sand, some Clay, trace coarse to fine Gravel. Pieces of concrete, asphalt and brick | 0 |
| | | | | | | | 0 |
| | | | | | SB-103 (2.5-3) | | 0 |
| | | | | | | | 0 |
| 5 | | | | 5 | | | 0 |
| | 58 | 2 | 5 | | | | 0 |
| | | | | | | | 0 |
| | | | | | | Orange to brown SAND, little Silt, trace fine Gravel | 0 |
| | | | | | | Light brown to gray SAND, little Silt, trace fine Gravel | 0 |
| 10 | | | | 10 | | | 0 |
| | | | | | | End of boring at 10' below ground surface | |
| 15 | | | | | | | |
| 20 | | | | | | | |
| 25 | | | | | | | |
| 30 | | | | | | | |
| 35 | | | | | | | |
| 40 | | | | | | | |

| | |
|---|---|
| Nominal I.D. of Hole | in. |
| Nominal I.D. of Barrel Sampler | 1⅜ in |
| | |
| | |
| | |
| | |

The subsurface information shown hereon was obtained for the design and estimating purposes for our client. It is made available to authorized users only that they may have access to the same information available to our client. It is presented in good faith, but it is not intended as a substitute for investigations, interpretations or judgment of such authorized users. Information on the logs should not be relied upon without the geotechnical engineers recommendations contained in the report from which these logs were extracted.

Pp: Pocket Penetrometer; DP: Direct Push

Approximate Change in Strata: _____ Inferred Change in Strata: _ _ _ _ _ _ _ _ _ _ _ _

Soil descriptions represent a field identification after D. M. Burmister unless otherwise noted.

FIGURE #

SESI CONSULTING ENGINEERS

| | | | |
|---|---|---|---|
| PROJECT NAME: | 140-156 N Main ST | GEOPROBE NO. | **SB-104** |
| LOCATION: | Port Chester, NY | JOB NO. | 12166 |
| METHOD: | Direct Push | GROUND ELEVATION: | |
| GEOPROBE BY: | | | |
| DATE STARTED: | 5/11/2022 | GROUNDWATER TABLE DEPTH: 8-9' | |
| INSPECTOR: | | | |
| DATE COMPLETED: | 5/11/2022 | 0 Hr. | 24 Hr. / Date |

| DEPTH (ft) | RECOVERY (in) | SAMPLE TUBE No. | DEPTH FROM (ft) | DEPTH TO (ft) | ENVIRONMENTAL SOIL SAMPLE NAME | SOIL DESCRIPTION AND STRATIFICATION | PID |
|---|---|---|---|---|---|---|---|
| 0 | | | | | | | |
| | 48 | 1 | 0 | | | Fill: Dark gray/black coarse to fine Sand, some Clay, trace coarse to fine Gravel. Pieces of concrete, asphalt and brick | 0 |
| | | | | | | | 0 |
| | | | | | SB-104 (2-2.5) | Fill: Predoiminantly cocrete pieces and dust | 0 |
| | | | | | | | 0 |
| 5 | | | | 5 | | Fill: Brown coarse to fine Sand, some Clay, trace fine Gravel. Concrete pieces | 0 |
| | 44 | 2 | 5 | | | Brown to orange coarse to fine Sand and Clay, trace fine Gravel | 0 |
| | | | | | | | 0 |
| | | | | | | | 0 |
| | | | | | | Brown to orange coarse Sand and Clay, trace fine Gravel | 0 |
| 10 | | | | 10 | | Gray coarse to fine SAND, little Clay, trace fine Gravel | 0 |
| | | | | | | End of boring at 10' below ground surface | |
| 15 | | | | | | | |
| 20 | | | | | | | |
| 25 | | | | | | | |
| 30 | | | | | | | |
| 35 | | | | | | | |
| 40 | | | | | | | |

| | |
|---|---|
| Nominal I.D. of Hole | in. |
| Nominal I.D. of Barrel Sampler | 1⅜ in |
| | |
| | |
| | |
| | |

The subsurface information shown hereon was obtained for the design and estimating purposes for our client. It is made available to authorized users only that they may have access to the same information available to our client. It is presented in good faith, but it is not intended as a substitute for investigations, interpretations or judgment of such authorized users. Information on the logs should not be relied upon without the geotechnical engineers recommendations contained in the report from which these logs were extracted.

Pp: Pocket Penetrometer; DP: Direct Push

Approximate Change in Strata: _____ Inferred Change in Strata: _ _ _ _ _ _ _ _ _ _ _ _

Soil descriptions represent a field identification after D. M. Burmister unless otherwise noted.

FIGURE #

SESI CONSULTING ENGINEERS

| | | | |
|---|---|---|---|
| PROJECT NAME: | 140-156 N Main ST | GEOPROBE NO. | **SB-105** |
| LOCATION: | Port Chester, NY | JOB NO. | 12166 |
| METHOD: | Direct Push | GROUND ELEVATION: | |
| GEOPROBE BY: | DATE STARTED: 5/11/2022 | GROUNDWATER TABLE DEPTH: 8-9' | |
| INSPECTOR: | DATE COMPLETED: 5/11/2022 | 0 Hr. / 24 Hr. / Date | |

| DEPTH (ft) | RECOVERY (in) | SAMPLE TUBE No. | DEPTH FROM (ft) | DEPTH TO (ft) | ENVIRONMENTAL SOIL SAMPLE NAME | SOIL DESCRIPTION AND STRATIFICATION | PID |
|---|---|---|---|---|---|---|---|
| 0 | | | | | | | |
| | 50 | 1 | 0 | | | Fill: Dark gray/black coarse to fine Sand, some Clay, trace coarse to fine Gravel. Pieces of concrete, asphalt | 0 |
| | | | | | | | 0 |
| | | | | | SB-105 (2.5-3) | Fill: Dark brown coarse to fine Sand, some Clay, trace coarse to fine Gravel. Pieces of concrete, asphalt and brick | 0 |
| | | | | | | | 0 |
| 5 | | | | 5 | | | 0 |
| | 50 | 2 | 5 | | | Brown to orange coarse to fine Sand and Clay, trace fine Gravel | 0 |
| | | | | | | | 0 |
| | | | | | | | 0 |
| | | | | | | Brown to orange coarse Sand and Clay, trace fine Gravel | 0 |
| 10 | | | | 10 | | Gray coarse to fine SAND, little Clay, trace fine Gravel | 0 |
| | | | | | | End of boring at 10' below ground surface | |
| 15 | | | | | | | |
| 20 | | | | | | | |
| 25 | | | | | | | |
| 30 | | | | | | | |
| 35 | | | | | | | |
| 40 | | | | | | | |

| | |
|---|---|
| Nominal I.D. of Hole | in. |
| Nominal I.D. of Barrel Sampler | 1⅜ in |
| | |
| | |
| | |
| | |

The subsurface information shown hereon was obtained for the design and estimating purposes for our client. It is made available to authorized users only that they may have access to the same information available to our client. It is presented in good faith, but it is not intended as a substitute for investigations, interpretations or judgment of such authorized users. Information on the logs should not be relied upon without the geotechnical engineers recommendations contained in the report from which these logs were extracted.

Pp: Pocket Penetrometer; DP: Direct Push

Approximate Change in Strata: _____ Inferred Change in Strata: _ _ _ _ _ _ _ _ _ _ _ _

Soil descriptions represent a field identification after D. M. Burmister unless otherwise noted.

FIGURE #

SESI CONSULTING ENGINEERS

| | | | |
|---|---|---|---|
| PROJECT NAME: | 140-156 N Main ST | GEOPROBE NO. | **SB-106** |
| LOCATION: | Port Chester, NY | JOB NO. | 12166 |
| METHOD: | Direct Push | GROUND ELEVATION: | |
| GEOPROBE BY: | DATE STARTED: 5/11/2022 | GROUNDWATER TABLE DEPTH: 8-9' | |
| INSPECTOR: | DATE COMPLETED: 5/11/2022 | 0 Hr. / 24 Hr. / Date | |

| DEPTH (ft) | RECOVERY (in) | SAMPLE TUBE No. | DEPTH FROM (ft) | DEPTH TO (ft) | ENVIRONMENTAL SOIL SAMPLE NAME | SOIL DESCRIPTION AND STRATIFICATION | PID |
|---|---|---|---|---|---|---|---|
| 0 | 52 | 1 | 0 | | | Fill: Dark black coarse to fine Sand, little Clay, trace coarse to fine Gravel. Pieces of concrete, asphalt | 0 |
| | | | | | | | 0 |
| | | | | | | | 0 |
| | | | | | | Fill: Dark black coarse to fine Sand, some Clay, trace coarse to fine Gravel. Pieces of concrete, asphalt | 0 |
| 5 | | | | 5 | | | 0 |
| | 50 | 2 | 5 | | | Brown to orange coarse to fine Sand and Clay, trace fine Gravel | 0 |
| | | | | | | | 0 |
| | | | | | | | 0 |
| | | | | | SB-106 (8.5-9) | Brown to orange coarse Sand and Clay, trace fine Gravel | 0 |
| 10 | | | | 10 | | Gray coarse to fine SAND, little Clay, trace fine Gravel | 0 |
| | | | | | | End of boring at 10' below ground surface | |
| 15 | | | | | | | |
| 20 | | | | | | | |
| 25 | | | | | | | |
| 30 | | | | | | | |
| 35 | | | | | | | |
| 40 | | | | | | | |

| | |
|---|---|
| Nominal I.D. of Hole | in. |
| Nominal I.D. of Barrel Sampler | 1⅜ in |
| | |
| | |
| | |
| | |

The subsurface information shown hereon was obtained for the design and estimating purposes for our client. It is made available to authorized users only that they may have access to the same information available to our client. It is presented in good faith, but it is not intended as a substitute for investigations, interpretations or judgment of such authorized users. Information on the logs should not be relied upon without the geotechnical engineers recommendations contained in the report from which these logs were extracted.

Pp: Pocket Penetrometer; DP: Direct Push

Approximate Change in Strata: _____ Inferred Change in Strata: _ _ _ _ _ _ _ _ _ _ _ _

Soil descriptions represent a field identification after D. M. Burmister unless otherwise noted.

FIGURE #

SESI CONSULTING ENGINEERS

| | | | |
|---|---|---|---|
| PROJECT NAME: | 140-156 N Main ST | GEOPROBE NO. | **SB-107** |
| LOCATION: | Port Chester, NY | JOB NO. | 12166 |
| METHOD: | Direct Push | GROUND ELEVATION: | |
| GEOPROBE BY: | | DATE STARTED: | 5/11/2022 |
| INSPECTOR: | | DATE COMPLETED: | 5/11/2022 |

GROUNDWATER TABLE DEPTH: 8-9'

| 0 Hr. | | 24 Hr. | Date |
|---|---|---|---|

| DEPTH (ft) | RECOVERY (in) | SAMPLE TUBE No. | DEPTH FROM (ft) | DEPTH TO (ft) | ENVIRONMENTAL SOIL SAMPLE NAME | SOIL DESCRIPTION AND STRATIFICATION | PID |
|---|---|---|---|---|---|---|---|
| 0 | 46 | 1 | 0 | | | Fill: Dark black coarse to fine Sand, little Clay, trace coarse to fine Gravel. Pieces of concrete, asphalt | 0 |
| | | | | | | | 0 |
| | | | | | | Fill: Dark black coarse to fine Sand, some Clay, trace coarse to fine Gravel. Pieces of concrete, asphalt | 0 |
| | | | | | | | 0 |
| 5 | | | | 5 | | | 0 |
| | 44 | 2 | 5 | | | Brown to orange coarse to fine Sand and Clay, trace fine Gravel | 0 |
| | | | | | | | 0 |
| | | | | | | | 0 |
| | | | | | SB-107 (8-8.5) | Brown to orange coarse Sand and Clay, trace fine Gravel | 0 |
| 10 | | | | 10 | | Gray coarse to fine SAND, little Clay, trace fine Gravel | 0 |
| | | | | | | End of boring at 10' below ground surface | |
| 15 | | | | | | | |
| 20 | | | | | | | |
| 25 | | | | | | | |
| 30 | | | | | | | |
| 35 | | | | | | | |
| 40 | | | | | | | |

| | |
|---|---|
| Nominal I.D. of Hole | in. |
| Nominal I.D. of Barrel Sampler | 1⅜ in |
| | |
| | |
| | |
| | |

The subsurface information shown hereon was obtained for the design and estimating purposes for our client. It is made available to authorized users only that they may have access to the same information available to our client. It is presented in good faith, but it is not intended as a substitute for investigations, interpretations or judgment of such authorized users. Information on the logs should not be relied upon without the geotechnical engineers recommendations contained in the report from which these logs were extracted.

Pp: Pocket Penetrometer; DP: Direct Push

Approximate Change in Strata: _____ Inferred Change in Strata: _ _ _ _ _ _ _ _ _ _ _ _

Soil descriptions represent a field identification after D. M. Burmister unless otherwise noted.

FIGURE #

SESI CONSULTING ENGINEERS

| | | | |
|---|---|---|---|
| PROJECT NAME: | 140-156 N Main ST | GEOPROBE NO. | **SB-108** |
| LOCATION: | Port Chester, NY | JOB NO. | 12166 |
| METHOD: | Direct Push | GROUND ELEVATION: | |
| GEOPROBE BY: | | | |
| DATE STARTED: | 5/11/2022 | GROUNDWATER TABLE DEPTH: 8-9' | |
| INSPECTOR: | | | |
| DATE COMPLETED: | 5/11/2022 | 0 Hr. / 24 Hr. / Date | |

| DEPTH (ft) | RECOVERY (in) | SAMPLE TUBE No. | DEPTH FROM (ft) | DEPTH TO (ft) | ENVIRONMENTAL SOIL SAMPLE NAME | SOIL DESCRIPTION AND STRATIFICATION | PID |
|---|---|---|---|---|---|---|---|
| 0 | | | | | | | |
| | 46 | 1 | 0 | | | Fill: Dark black coarse to fine Sand, little Clay, trace coarse to fine Gravel. Pieces of concrete, asphalt | 0 |
| | | | | | SB-108 (1.5-2) | | 0 |
| | | | | | | Fill: Dark brown coarse to fine Sand, little Clay, trace coarse to fine Gravel. Pieces of concrete, asphalt | 0 |
| | | | | | | | 0 |
| 5 | | | | 5 | | | 0 |
| | 44 | 2 | 5 | | | Brown to orange coarse to fine Sand and Clay, trace fine Gravel | 0 |
| | | | | | | | 0 |
| | | | | | | | 0 |
| | | | | | | Brown to orange coarse Sand and Clay, trace fine Gravel | 0 |
| 10 | | | | 10 | | | 0 |
| | | | | | | End of boring at 10' below ground surface | |
| 15 | | | | | | | |
| 20 | | | | | | | |
| 25 | | | | | | | |
| 30 | | | | | | | |
| 35 | | | | | | | |
| 40 | | | | | | | |

| | |
|---|---|
| Nominal I.D. of Hole | in. |
| Nominal I.D. of Barrel Sampler | 1⅜ in |
| | |
| | |
| | |
| | |

The subsurface information shown hereon was obtained for the design and estimating purposes for our client. It is made available to authorized users only that they may have access to the same information available to our client. It is presented in good faith, but it is not intended as a substitute for investigations, interpretations or judgment of such authorized users. Information on the logs should not be relied upon without the geotechnical engineers recommendations contained in the report from which these logs were extracted.

Pp: Pocket Penetrometer; DP: Direct Push

Approximate Change in Strata: _____ Inferred Change in Strata: _ _ _ _ _ _ _ _ _ _ _ _

Soil descriptions represent a field identification after D. M. Burmister unless otherwise noted.

FIGURE #

SESI CONSULTING ENGINEERS

| | | | |
|---|---|---|---|
| PROJECT NAME: | 140-156 N Main ST | GEOPROBE NO. | **SB-109** |
| LOCATION: | Port Chester, NY | JOB NO. | 12166 |
| METHOD: | Direct Push | GROUND ELEVATION: | |
| GEOPROBE BY: | | | |
| DATE STARTED: | 5/11/2022 | GROUNDWATER TABLE DEPTH: 8-9' | |
| INSPECTOR: | | | |
| DATE COMPLETED: | 5/11/2022 | 0 Hr. / 24 Hr. / Date | |

| DEPTH (ft) | RECOVERY (in) | SAMPLE TUBE No. | DEPTH FROM (ft) | DEPTH TO (ft) | ENVIRONMENTAL SOIL SAMPLE NAME | SOIL DESCRIPTION AND STRATIFICATION | PID |
|---|---|---|---|---|---|---|---|
| 0 | | | | | | | |
| | 44 | 1 | 0 | | | Fill: Dark gray coarse to fine Sand, little coarse to fine Gravel, trace Silty Clay. Pieces of concrete, asphalt | 0 |
| | | | | | | | 0 |
| | | | | | SB-109 (2-2.5) | Fill: Dark brown coarse to fine Sand, little Clay, trace coarse to fine Gravel. Pieces of concrete, asphalt | 0 |
| | | | | | | | 0 |
| 5 | | | | 5 | | | 0 |
| | 50 | 2 | 5 | | | Brown to gray coarse SAND, little Clay, trace fine Gravel | 0 |
| | | | | | | | 0 |
| | | | | | | Brown to gray coarse Sand and Clay, trace fine Gravel | 0 |
| | | | | | | | 0 |
| 10 | | | | 10 | | | 0 |
| | | | | | | End of boring at 10' below ground surface | |
| 15 | | | | | | | |
| 20 | | | | | | | |
| 25 | | | | | | | |
| 30 | | | | | | | |
| 35 | | | | | | | |
| 40 | | | | | | | |

| | |
|---|---|
| Nominal I.D. of Hole | in. |
| Nominal I.D. of Barrel Sampler | 1⅜ in |
| | |
| | |
| | |
| | |

The subsurface information shown hereon was obtained for the design and estimating purposes for our client. It is made available to authorized users only that they may have access to the same information available to our client. It is presented in good faith, but it is not intended as a substitute for investigations, interpretations or judgment of such authorized users. Information on the logs should not be relied upon without the geotechnical engineers recommendations contained in the report from which these logs were extracted.

Pp: Pocket Penetrometer; DP: Direct Push

Approximate Change in Strata: _____ Inferred Change in Strata: _ _ _ _ _ _ _ _ _ _ _ _

Soil descriptions represent a field identification after D. M. Burmister unless otherwise noted.

FIGURE #

SESI
CONSULTING ENGINEERS

| | | | |
|---|---|---|---|
| PROJECT NAME: | North Main Street Site | GEOPROBE NO. | **SB-201** |
| LOCATION: | 128-138 North Main St. Port ChesterNY | JOB NO. | 12814 |
| METHOD: | Direct Push | GROUND ELEVATION: | |
| GEOPROBE BY: | DATE STARTED: 1/25/2023 | GROUNDWATER TABLE DEPTH: | |
| INSPECTOR: | DATE COMPLETED: 1/25/2023 | 0 Hr. / 24 Hr. / Date | |

| DEPTH (ft) | RECOVERY (in) | SAMPLE TUBE No. | DEPTH FROM (ft) | DEPTH TO (ft) | ENVIRONMENTAL SOIL SAMPLE NAME | SOIL DESCRIPTION AND STRATIFICATION | PID (PPM) |
|---|---|---|---|---|---|---|---|
| 0 | | | 0 | | | 0-2.5' Dark Brown fine Silty SAND, some small Gravel | |
| | | | | | SB-201 (4.5-5) | 2.5-5' Brown fine Sandy CLAY, trace small Gravel , trace Silt | 0 |
| | | | | | | 5-10' Brown/tan fine SAND, trace Silt | |
| | | | | | | BORING TERMINATED +/- 10' bgs | |
| 5 | 24 | 1 | | 5 | | | |
| | | | 5 | | | | |
| 10 | 40 | 2 | | 10 | | | |
| 15 | | | | | | | |
| 20 | | | | | | | |
| 25 | | | | | | | |
| 30 | | | | | | | |
| 35 | | | | | | | |
| 40 | | | | | | | |

| | |
|---|---|
| Nominal I.D. of Hole | in. |
| Nominal I.D. of Barrel Sampler | 1⅜ in |
| | |
| | |
| | |
| | |

The subsurface information shown hereon was obtained for the design and estimating purposes for our client. It is made available to authorized users only that they may have access to the same information available to our client. It is presented in good faith, but it is not intended as a substitute for investigations, interpretations or judgment of such authorized users. Information on the logs should not be relied upon without the geotechnical engineers recommendations contained in the report from which these logs were extracted.

Pp: Pocket Penetrometer; DP: Direct Push

Approximate Change in Strata: _____ Inferred Change in Strata: _ _ _ _ _ _ _ _ _ _ _ _

Soil descriptions represent a field identification after D. M. Burmister unless otherwise noted.

FIGURE #

SESI
CONSULTING ENGINEERS

| | | | |
|---|---|---|---|
| PROJECT NAME: | North Main Street Site | SOIL BORING ID: | **SB-202** |
| LOCATION: | 128-158 North Main St. Port Chester, NY | JOB NO. | 12814 |
| METHOD: | Direct Push | | |
| GEOPROBE BY: Coastal | DATE STARTED: | 1/30/2023 | GROUNDWATER TABLE DEPTH: |
| INSPECTOR: Christian Barletta | DATE COMPLETED: | 1/30/2023 | |

| DEPTH (ft) | RECOVERY (in) | SAMPLE TUBE No. | DEPTH FROM (ft) | DEPTH TO (ft) | ENVIRONMENTAL SOIL SAMPLE NAME | SOIL DESCRIPTION AND STRATIFICATION | PID (PPM) |
|---|---|---|---|---|---|---|---|
| 0 | | | | | | | |
| | | | 0 | | | (0'-0.5') Asphalt and Concrete | |
| | | | | | SB-202(0.5-1.5) | Dark Brown/Black, Coarse to Fine SAND, some Silt, trace clay and gravel (FILL) | |
| | 28 | 1 | | | | Dark Brown, Coarse to Fine, SILT and SAND, trace clay and gravel | |
| | | | | | | | |
| 5 | | | | 5 | | Dark Brown/Gray, Coarse to Fine, SAND and GRAVEL, some Silt, trace clay | 0 |
| | 36 | 2 | 5 | | | | |
| | | | | | | Gray/White, Coarse to Fine, GRAVEL and SAND, trace silt and clay | |
| | | | | | | Dark Brown/Gray, Coarse to Fine, SAND and GRAVEL, some Silt, trace clay | |
| | 36 | 3 | | | | Dark Brown/Yellow, Coarse to Fine, SAND and SILT, some Gravel and Clay | |
| 10 | | Tip | | 10 | | | |
| | | | | | | EOB at 10 feet | |
| 15 | | | | | | | |
| 20 | | | | | | | |
| 25 | | | | | | | |
| 30 | | | | | | | |
| 35 | | | | | | | |
| 40 | | | | | | | |

| | |
|---|---|
| Nominal I.D. of Hole | in. |
| Nominal I.D. of Barrel Sampler | 1⅜ in |
| | |
| | |
| | |
| | |

The subsurface information shown hereon was obtained for the design and estimating purposes for our client. It is made available to authorized users only that they may have access to the same information available to our client. It is presented in good faith, but it is not intended as a substitute for investigations, interpretations or judgment of such authorized users. Information on the logs should not be relied upon without the geotechnical engineers recommendations contained in the report from which these logs were extracted.

Pp: Pocket Penetrometer; DP: Direct Push

Approximate Change in Strata: _____ Inferred Change in Strata: _ _ _ _ _ _ _ _ _ _ _ _

Soil descriptions represent a field identification after D. M. Burmister unless otherwise noted.

FIGURE #

SESI
CONSULTING ENGINEERS

| | | | |
|---|---|---|---|
| PROJECT NAME: | North Main Street Site | GEOPROBE NO. | **SB-203** |
| LOCATION: | 128-158 North Main St. Port Chester, NY | JOB NO. | 12814 |
| METHOD: | Direct Push | | |
| GEOPROBE BY: Coastal | DATE STARTED: | 1/30/2023 | GROUNDWATER TABLE DEPTH: |
| INSPECTOR: Christian Barletta | DATE COMPLETED: | 1/30/2023 | |

| DEPTH (ft) | RECOVERY (in) | SAMPLE TUBE No. | DEPTH FROM (ft) | DEPTH TO (ft) | ENVIRONMENTAL SOIL SAMPLE NAME | SOIL DESCRIPTION AND STRATIFICATION | PID (PPM) |
|---|---|---|---|---|---|---|---|
| 0 | | | 0 | | | Light Brown/Gray, Coarse to Fine, SAND, Some Gravel, little silt, trace clay | |
| | 30 | 1 | | | SB-203(2-3) | Light Brown/Yellow, Coarse to Fine, SAND, some Gravel, little Silt, trace clay | |
| 5 | | | | 5 | | | 0 |
| | 28 | 2 | 5 | | | | |
| | | | | | | White, Coarse to Fine, GRAVEL and SAND, trace silt and clay | |
| | | | | | | Light Brown, Coarse to Fine, SAND and SILT, some gravel, trace clay | |
| | | 3 | | | | | |
| 10 | 30 | Tip | | 10 | | | |
| | | | | | | EOB at 10 feet | |
| 15 | | | | | | | |
| 20 | | | | | | | |
| 25 | | | | | | | |
| 30 | | | | | | | |
| 35 | | | | | | | |
| 40 | | | | | | | |

| | |
|---|---|
| Nominal I.D. of Hole | in. |
| Nominal I.D. of Barrel Sampler | 1⅜ in |

The subsurface information shown hereon was obtained for the design and estimating purposes for our client. It is made available to authorized users only that they may have access to the same information available to our client. It is presented in good faith, but it is not intended as a substitute for investigations, interpretations or judgment of such authorized users. Information on the logs should not be relied upon without the geotechnical engineers recommendations contained in the report from which these logs were extracted.

Pp: Pocket Penetrometer; DP: Direct Push

Approximate Change in Strata: _____ Inferred Change in Strata: _ _ _ _ _ _ _ _ _ _ _ _

Soil descriptions represent a field identification after D. M. Burmister unless otherwise noted.

FIGURE #

SESI
CONSULTING ENGINEERS

| | | | |
|---|---|---|---|
| PROJECT NAME: | North Main Street Site | GEOPROBE NO. | **SB-204** |
| LOCATION: | 128-138 North Main St. Port ChesterNY | JOB NO. | 12814 |
| METHOD: | Direct Push | | |
| GEOPROBE BY: | DATE STARTED: 1/26/2023 | GROUNDWATER TABLE DEPTH: | |
| INSPECTOR: | DATE COMPLETED: 1/26/2023 | | |

| DEPTH (ft) | RECOVERY (in) | SAMPLE TUBE No. | DEPTH FROM (ft) | DEPTH TO (ft) | ENVIRONMENTAL SOIL SAMPLE NAME | SOIL DESCRIPTION AND STRATIFICATION | PID (PPM) |
|---|---|---|---|---|---|---|---|
| 0 | | | 0 | | | 0-6' No recovery | |
| | | | | | | 6-6.5' Brown fine Silty SAND, some meduim Gravel | |
| | 6 | 1 | | 3 | | 6.5-7' Brown/orange fine Sandy SILT, trace Historic Fill | |
| | | | 3 | | SB-204 (7-7.5) | 7-8' Tan/brown meduim to fine Silty SAND and Historic Fill | 0 |
| 5 | | | | | | 8-8.5' Tan fine Silty SAND, trace small Gravel, trace quartz | |
| | 18 | 2 | | 6 | | 8.5-9.5' Brown/tan fine SAND and Glacial Till | |
| | | | 6 | | | 9.5-10' Tan fine Sandy SILT, trace Glacial till | |
| | | | | | | BORING TERMINATED +/- 10' bgs | |
| 10 | 36 | 3 | | 10 | | NOTE: Void space 0-6' | |
| 15 | | | | | | | |
| 20 | | | | | | | |
| 25 | | | | | | | |
| 30 | | | | | | | |
| 35 | | | | | | | |
| 40 | | | | | | | |

| | |
|---|---|
| Nominal I.D. of Hole | in. |
| Nominal I.D. of Barrel Sampler | 1⅜ in |
| | |
| | |
| | |
| | |

The subsurface information shown hereon was obtained for the design and estimating purposes for our client. It is made available to authorized users only that they may have access to the same information available to our client. It is presented in good faith, but it is not intended as a substitute for investigations, interpretations or judgment of such authorized users. Information on the logs should not be relied upon without the geotechnical engineers recommendations contained in the report from which these logs were extracted.

Pp: Pocket Penetrometer; DP: Direct Push

Approximate Change in Strata: _____ Inferred Change in Strata: _ _ _ _ _ _ _ _ _ _ _ _

Soil descriptions represent a field identification after D. M. Burmister unless otherwise noted.

FIGURE #

SESI
CONSULTING ENGINEERS

| | | | |
|---|---|---|---|
| PROJECT NAME: | North Main Street Site | GEOPROBE NO. | **SB-205** |
| LOCATION: | 128-138 North Main St. Port ChesterNY | JOB NO. | 12814 |
| METHOD: | Direct Push | | |
| GEOPROBE BY: | DATE STARTED: 1/26/2023 | GROUNDWATER TABLE DEPTH: | |
| INSPECTOR: | DATE COMPLETED: 1/26/2023 | | |

| DEPTH (ft) | RECOVERY (in) | SAMPLE TUBE No. | DEPTH FROM (ft) | DEPTH TO (ft) | ENVIRONMENTAL SOIL SAMPLE NAME | SOIL DESCRIPTION AND STRATIFICATION | PID (PPM) |
|---|---|---|---|---|---|---|---|
| 0 | | | 0 | | | 0-1' Brown fine Silty SAND, trace small Gravel | |
| | | | | | SB-205 (2.5-3) | 1-3' Brown fine Sandy SILT, trace Clay | |
| | 24 | 1 | | 3 | | 3-5' Tan/brown fine SAND and Glacial Till | |
| | | | 3 | | | 5-6' Tan fine Sandy SILT | 0 |
| 5 | | | | | | 6-8' Tan/Light brown fine SAND and Glacial Till | |
| | 30 | 2 | | 6 | | 8-8.5' Tan/brown fine SAND and Glacial Till | |
| | | | 6 | | | 8.5-9' Tan/brown Sandy SILT, trace Gravel | |
| | | | | | | BORING TERMINATED +/- 9' bgs | |
| | 32 | 3 | | 9 | | | |
| 10 | | | | | | | |
| | | | | | | | |
| | | | | | | | |
| | | | | | | | |
| | | | | | | | |
| 15 | | | | | | | |
| | | | | | | | |
| | | | | | | | |
| | | | | | | | |
| | | | | | | | |
| 20 | | | | | | | |
| | | | | | | | |
| | | | | | | | |
| | | | | | | | |
| | | | | | | | |
| 25 | | | | | | | |
| | | | | | | | |
| | | | | | | | |
| | | | | | | | |
| | | | | | | | |
| 30 | | | | | | | |
| | | | | | | | |
| | | | | | | | |
| | | | | | | | |
| | | | | | | | |
| 35 | | | | | | | |
| | | | | | | | |
| | | | | | | | |
| | | | | | | | |
| | | | | | | | |
| 40 | | | | | | | |

| | |
|---|---|
| Nominal I.D. of Hole | in. |
| Nominal I.D. of Barrel Sampler | 1⅜ in |
| | |
| | |
| | |
| | |

The subsurface information shown hereon was obtained for the design and estimating purposes for our client. It is made available to authorized users only that they may have access to the same information available to our client. It is presented in good faith, but it is not intended as a substitute for investigations, interpretations or judgment of such authorized users. Information on the logs should not be relied upon without the geotechnical engineers recommendations contained in the report from which these logs were extracted.

Pp: Pocket Penetrometer; DP: Direct Push

Approximate Change in Strata: _____ Inferred Change in Strata: _ _ _ _ _ _ _ _ _ _ _ _

Soil descriptions represent a field identification after D. M. Burmister unless otherwise noted.

FIGURE #

SESI CONSULTING ENGINEERS

| | | | |
|---|---|---|---|
| PROJECT NAME: | North Main Street Site | GEOPROBE NO. | **SB-206** |
| LOCATION: | 128-138 North Main St. Port ChesterNY | JOB NO. | 12814 |
| METHOD: | Direct Push | | |
| GEOPROBE BY: | DATE STARTED: 1/26/2023 | GROUNDWATER TABLE DEPTH: | |
| INSPECTOR: | DATE COMPLETED: 1/26/2023 | | |

| DEPTH (ft) | RECOVERY (in) | SAMPLE TUBE No. | DEPTH FROM (ft) | DEPTH TO (ft) | ENVIRONMENTAL SOIL SAMPLE NAME | SOIL DESCRIPTION AND STRATIFICATION | PID (PPM) |
|---|---|---|---|---|---|---|---|
| 0 | | | | | | | |
| | | | 0 | | | 0-0.5' Brown/tan fine Silty SAND, trace small Gravel | 0 ppm to 9' |
| | | | | | | 0.5-3' Brown/orange Sandy SILT | |
| | 30 | 1 | | 3 | SB-206 (5.5-6) | 3-7' Tan/brown fine Sand and Glacial Till | |
| | | | 3 | | | 7-8' Tan fine Silty SAND | |
| 5 | | | | | | 8-8.5' Brownfine SAND and Glacial Till | |
| | 24 | 2 | | 6 | | 8.5-9' Dark brown fine SAND and Glacial Till, encountered water | |
| | | | 6 | | | BORING TERMINATED +/- 9' bgs | |
| | | | | | | | |
| | N/A | N/A | | 9 | | | |
| 10 | | | | | | NOTE: 6-9' Sleeve Stuck, soil hammered out | |
| | | | | | | | |
| | | | | | | | |
| | | | | | | | |
| | | | | | | | |
| 15 | | | | | | | |
| | | | | | | | |
| | | | | | | | |
| | | | | | | | |
| | | | | | | | |
| 20 | | | | | | | |
| | | | | | | | |
| | | | | | | | |
| | | | | | | | |
| | | | | | | | |
| 25 | | | | | | | |
| | | | | | | | |
| | | | | | | | |
| | | | | | | | |
| | | | | | | | |
| 30 | | | | | | | |
| | | | | | | | |
| | | | | | | | |
| | | | | | | | |
| | | | | | | | |
| 35 | | | | | | | |
| | | | | | | | |
| | | | | | | | |
| | | | | | | | |
| | | | | | | | |
| 40 | | | | | | | |

| | |
|---|---|
| Nominal I.D. of Hole | in. |
| Nominal I.D. of Barrel Sampler | 1⅜ in |
| | |
| | |
| | |
| | |

The subsurface information shown hereon was obtained for the design and estimating purposes for our client. It is made available to authorized users only that they may have access to the same information available to our client. It is presented in good faith, but it is not intended as a substitute for investigations, interpretations or judgment of such authorized users. Information on the logs should not be relied upon without the geotechnical engineers recommendations contained in the report from which these logs were extracted.

Pp: Pocket Penetrometer; DP: Direct Push

Approximate Change in Strata: _____ Inferred Change in Strata: _ _ _ _ _ _ _ _ _ _ _ _ _

Soil descriptions represent a field identification after D. M. Burmister unless otherwise noted.

FIGURE #

SESI
CONSULTING ENGINEERS

| | | | |
|---|---|---|---|
| PROJECT NAME: | North Main Street Site | GEOPROBE NO. | **SB-207** |
| LOCATION: | 128-138 North Main St. Port ChesterNY | JOB NO. | 12814 |
| METHOD: | Direct Push | | |
| GEOPROBE BY: | DATE STARTED: 1/27/2023 | GROUNDWATER TABLE DEPTH: | |
| INSPECTOR: | DATE COMPLETED: 1/27/2023 | | |

| DEPTH (ft) | RECOVERY (in) | SAMPLE TUBE No. | DEPTH FROM (ft) | DEPTH TO (ft) | ENVIRONMENTAL SOIL SAMPLE NAME | SOIL DESCRIPTION AND STRATIFICATION | PID (PPM) |
|---|---|---|---|---|---|---|---|
| 0 | | | | | | | |
| | | | 0 | | | 0-1.5' Dark brown Clayey SILT, trace large Gravel | 0 ppm to 7.5' |
| | | | | | | 1.5-3' Brown/orange Clayey Silt trace large Gravel | 1.6 ppm at 8' |
| | 30 | 1 | | 3 | | 3-4' Brown fine Silty SAND, trace small Gravel | 15.7 ppm to 8.5' |
| | | | 3 | | | 4-4.5' Brown/orange Clayey SILT trace small Gravel | 1.6 ppm at 9' |
| 5 | | | | | | 4.5-5.5' Tan fine Sandy SILT | |
| | 30 | 2 | | 6 | | 5.5-6' Tan fine Sandy SILT, trace small Gravel | |
| | | | 6 | | | 6-7.5' Dark Brown fine SAND trace small Gravel. Water at 6' | |
| | | | | | SB-207 (8.5-9) | 7.5-9' Dark gray Sandy Silt. Impacted (stainning, sheen) | |
| | 36 | 3 | | 9 | | BORING TERMINATED +/- 9' bgs | |
| 10 | | | | | | | |
| 15 | | | | | | | |
| 20 | | | | | | | |
| 25 | | | | | | | |
| 30 | | | | | | | |
| 35 | | | | | | | |
| 40 | | | | | | | |

| | |
|---|---|
| Nominal I.D. of Hole | in. |
| Nominal I.D. of Barrel Sampler | 1⅜ in |
| | |
| | |
| | |
| | |

The subsurface information shown hereon was obtained for the design and estimating purposes for our client. It is made available to authorized users only that they may have access to the same information available to our client. It is presented in good faith, but it is not intended as a substitute for investigations, interpretations or judgment of such authorized users. Information on the logs should not be relied upon without the geotechnical engineers recommendations contained in the report from which these logs were extracted.

Pp: Pocket Penetrometer; DP: Direct Push

Approximate Change in Strata: _____ Inferred Change in Strata: _ _ _ _ _ _ _ _ _ _ _ _ _

Soil descriptions represent a field identification after D. M. Burmister unless otherwise noted.

FIGURE #

SESI CONSULTING ENGINEERS

| | | | |
|---|---|---|---|
| PROJECT NAME: | North Main Street Site | GEOPROBE NO. | **SB-208** |
| LOCATION: | 128-138 North Main St. Port ChesterNY | JOB NO. | 12814 |
| METHOD: | Direct Push | | |
| GEOPROBE BY: | DATE STARTED: 1/27/2023 | GROUNDWATER TABLE DEPTH: | |
| INSPECTOR: | DATE COMPLETED: 1/27/2023 | | |

| DEPTH (ft) | RECOVERY (in) | SAMPLE TUBE No. | DEPTH FROM (ft) | DEPTH TO (ft) | ENVIRONMENTAL SOIL SAMPLE NAME | SOIL DESCRIPTION AND STRATIFICATION | PID (PPM) |
|---|---|---|---|---|---|---|---|
| 0 | | | | | | | |
| | | | 0 | | | 0-1' Dark brown fine SAND, trace small Gravel | 0 ppm to 4' |
| | | | | | SB-208 (2.5-3) | 1-2' Gray fine SAND little meduim Gravel | 4.5' |
| | 24 | 1 | | 3 | | 2-3' Dark brown Silty SAND trace small Gravel | 0.5 ppm to 5' |
| | | | 3 | | | 3-4.5' Brown Sandy SILT trace large Gravel | 5.5' |
| 5 | | | | | | 4.5-5' Brown/orange Sandy SILT trace small Gravel | 0 ppm to 9' |
| | 30 | 2 | | 6 | | 5-6' Tan fine Silty SAND trace small Gravel, trace Glacial Till | |
| | | | 6 | | | 6-7' Orange/tan fine SAND and Glacial Till | |
| | | | | | | 7-7.5' Tan fine Silty SAND trace small Gravel | |
| | 30 | 3 | | 9 | | 7.5-9' Dark tan Sandy SILT trace small Gravel | |
| 10 | | | | | | BORING TERMINATED +/- 9' bgs | |
| 15 | | | | | | | |
| 20 | | | | | | | |
| 25 | | | | | | | |
| 30 | | | | | | | |
| 35 | | | | | | | |
| 40 | | | | | | | |

| | |
|---|---|
| Nominal I.D. of Hole | in. |
| Nominal I.D. of Barrel Sampler | 1⅜ in |
| | |
| | |
| | |
| | |

The subsurface information shown hereon was obtained for the design and estimating purposes for our client. It is made available to authorized users only that they may have access to the same information available to our client. It is presented in good faith, but it is not intended as a substitute for investigations, interpretations or judgment of such authorized users. Information on the logs should not be relied upon without the geotechnical engineers recommendations contained in the report from which these logs were extracted.

Pp: Pocket Penetrometer; DP: Direct Push

Approximate Change in Strata: _____ Inferred Change in Strata: _ _ _ _ _ _ _ _ _ _ _ _

Soil descriptions represent a field identification after D. M. Burmister unless otherwise noted.

FIGURE #

SESI CONSULTING ENGINEERS

| | | | |
|---|---|---|---|
| PROJECT NAME: | North Main Street Site | GEOPROBE NO. | **SB-209** |
| LOCATION: | 128-138 North Main St. Port ChesterNY | JOB NO. | 12814 |
| METHOD: | Direct Push | | |
| GEOPROBE BY: | DATE STARTED: 1/27/2023 | GROUNDWATER TABLE DEPTH: | |
| INSPECTOR: | DATE COMPLETED: 1/27/2023 | | |

| DEPTH (ft) | RECOVERY (in) | SAMPLE TUBE No. | DEPTH FROM (ft) | DEPTH TO (ft) | ENVIRONMENTAL SOIL SAMPLE NAME | SOIL DESCRIPTION AND STRATIFICATION | PID (PPM) |
|---|---|---|---|---|---|---|---|
| 0 | | | | | | | |
| | | | | | | 0-0.5' Concrete | |
| | | | | | | 0.5-1.5' Stone | |
| | | | | | SB-209 (2.5-3) | 1.5-3.5' Dark brown meduim to fine SAND, some meduim Gravel | 0 |
| | | | | | | 3.5-4' Dark brown meduim to fine SAND and large Gravel, trace Silt | |
| 5 | N/A | N/A | | | | 4-5' Dark brown meduim to fine SAND some meduim Gravel | |
| | | | | | | BORING TERMINATED +/- 5' bgs | |
| 10 | | | | | | | |
| 15 | | | | | | | |
| 20 | | | | | | | |
| 25 | | | | | | | |
| 30 | | | | | | | |
| 35 | | | | | | | |
| 40 | | | | | | | |

| | |
|---|---|
| Nominal I.D. of Hole | in. |
| Nominal I.D. of Barrel Sampler | 1⅜ in |
| | |
| | |
| | |
| | |

The subsurface information shown hereon was obtained for the design and estimating purposes for our client. It is made available to authorized users only that they may have access to the same information available to our client. It is presented in good faith, but it is not intended as a substitute for investigations, interpretations or judgment of such authorized users. Information on the logs should not be relied upon without the geotechnical engineers recommendations contained in the report from which these logs were extracted.

Pp: Pocket Penetrometer; DP: Direct Push

Approximate Change in Strata: _____ Inferred Change in Strata: _ _ _ _ _ _ _ _ _ _ _ _

Soil descriptions represent a field identification after D. M. Burmister unless otherwise noted.

FIGURE #

SESI
CONSULTING ENGINEERS

| | | | |
|---|---|---|---|
| PROJECT NAME: | North Main Street Site | GEOPROBE NO. **HAND BORING** | **SB-210** |
| LOCATION: | 128-158 North Main St. Port Chester, NY | JOB NO. | 12814 |
| METHOD: | Direct Push | | |
| GEOPROBE BY: Coastal | DATE STARTED: 1/30/2023 | GROUNDWATER TABLE DEPTH: | |
| INSPECTOR: Christian Barletta | DATE COMPLETED: 1/30/2023 | | |

| DEPTH (ft) | RECOVERY (in) | SAMPLE TUBE No. | DEPTH FROM (ft) | DEPTH TO (ft) | ENVIRONMENTAL SOIL SAMPLE NAME | SOIL DESCRIPTION AND STRATIFICATION | PID |
|---|---|---|---|---|---|---|---|
| 0 | | N/A | 0 | | | Light to Dark Brown, Coarse to Fine, SAND and SILT, Some Gravel, trace clay | 0 |
| | | | | | SB-210(1-1.5) | | 0 |
| | | | | | | | |
| | | | | | | | |
| 5 | | | | | | | |
| | | | | | | | |
| | | | | | | Refusal/Broken Hand Auger | |
| | | | | | | | |
| | | | | | | | |
| 10 | | | | | | | |
| | | | | | | | |
| | | | | | | | |
| | | | | | | | |
| | | | | | | | |
| 15 | | | | | | | |
| | | | | | | | |
| | | | | | | | |
| | | | | | | | |
| | | | | | | | |
| 20 | | | | | | | |
| | | | | | | | |
| | | | | | | | |
| | | | | | | | |
| | | | | | | | |
| 25 | | | | | | | |
| | | | | | | | |
| | | | | | | | |
| | | | | | | | |
| | | | | | | | |
| 30 | | | | | | | |
| | | | | | | | |
| | | | | | | | |
| | | | | | | | |
| | | | | | | | |
| 35 | | | | | | | |
| | | | | | | | |
| | | | | | | | |
| | | | | | | | |
| | | | | | | | |
| 40 | | | | | | | |

| | |
|---|---|
| Nominal I.D. of Hole | in. |
| Nominal I.D. of Barrel Sampler | 1⅜ in |
| | |
| | |
| | |
| | |

The subsurface information shown hereon was obtained for the design and estimating purposes for our client. It is made available to authorized users only that they may have access to the same information available to our client. It is presented in good faith, but it is not intended as a substitute for investigations, interpretations or judgment of such authorized users. Information on the logs should not be relied upon without the geotechnical engineers recommendations contained in the report from which these logs were extracted.

Pp: Pocket Penetrometer; DP: Direct Push

Approximate Change in Strata: _____ Inferred Change in Strata: _ _ _ _ _ _ _ _ _ _ _ _

Soil descriptions represent a field identification after D. M. Burmister unless otherwise noted.

FIGURE #

SESI
CONSULTING ENGINEERS

| | | | |
|---|---|---|---|
| PROJECT NAME: | North Main Street Site | GEOPROBE NO. | **SB-211** |
| LOCATION: | 128-158 North Main St. Port Chester, NY | JOB NO. | 12814 |
| METHOD: | Direct Push | | |
| GEOPROBE BY: | DATE STARTED: 1/26/2023 | GROUNDWATER TABLE DEPTH: | |
| INSPECTOR: | DATE COMPLETED: 1/26/2023 | | |

| DEPTH (ft) | RECOVERY (in) | SAMPLE TUBE No. | DEPTH FROM | DEPTH TO | ENVIRONMENTAL SOIL SAMPLE NAME | SOIL DESCRIPTION AND STRATIFICATION | PID (PPM) |
|---|---|---|---|---|---|---|---|
| 0 | | | | | | | |
| | | | 0 | | | (0'-0.5') Asphalt and Concrete | |
| | | | | | | Light to Dark Brown, Coarse to Fine, SAND, some Silt and Gravel, trace clay | |
| | | | | | SB-213(2-3) | | |
| | | | | | | | |
| 5 | 31 | 1 | | 5 | | Dark Brown, Coarse to Fine, SILT and SAND, trace clay and gravel | 0 |
| | | | 5 | | | | |
| | | | | | | Black, Coarse to Medium, GRAVEL and SAND, some Silt, trace clay | |
| | | | | | | Light to Dark Brown, Coarse to Fine SAND, some Gravel trace silt and clay | |
| 10 | 26 | 2 | | 10 | | | |
| | | | | | | EOB at 10 feet | |
| 15 | | | | | | | |
| 20 | | | | | | | |
| 25 | | | | | | | |
| 30 | | | | | | | |
| 35 | | | | | | | |
| 40 | | | | | | | |

| | |
|---|---|
| Nominal I.D. of Hole | in. |
| Nominal I.D. of Barrel Sampler | 1⅜ in |
| | |
| | |
| | |
| | |

The subsurface information shown hereon was obtained for the design and estimating purposes for our client. It is made available to authorized users only that they may have access to the same information available to our client. It is presented in good faith, but it is not intended as a substitute for investigations, interpretations or judgment of such authorized users. Information on the logs should not be relied upon without the geotechnical engineers recommendations contained in the report from which these logs were extracted.

Pp: Pocket Penetrometer; DP: Direct Push

Approximate Change in Strata: _____ Inferred Change in Strata: _ _ _ _ _ _ _ _ _ _ _ _

Soil descriptions represent a field identification after D. M. Burmister unless otherwise noted.

FIGURE #

SESI
CONSULTING ENGINEERS

| | | | |
|---|---|---|---|
| PROJECT NAME: | North Main Street Site | GEOPROBE NO. | **SB-212** |
| LOCATION: | 128-158 North Main St. Port Chester, NY | JOB NO. | 12814 |
| METHOD: | Direct Push | | |
| GEOPROBE BY: Coastal | DATE STARTED: 1/30/2023 | GROUNDWATER TABLE DEPTH: | |
| INSPECTOR: Christian Barletta | DATE COMPLETED: 1/30/2023 | | |

| DEPTH (ft) | RECOVERY (in) | SAMPLE TUBE No. | DEPTH FROM | DEPTH TO | ENVIRONMENTAL SOIL SAMPLE NAME | SOIL DESCRIPTION AND STRATIFICATION | PID (PPM) |
|---|---|---|---|---|---|---|---|
| | | | 0 | | | | |
| | | | | | SB-212(1.5-2.5) | Dark Brown/Black, Coarse to Fine, SAND and SILT, some Gravel and little clay | |
| 5 | 37 | 1 | | 5 | | Dark Brown/Black, Medium to Fine, SAND and SILT, little Clay and Gravel | |
| | | | 5 | | | | 0 |
| | | | | | | Dark Yellow/Brown, Coarse to Fine, SAND, little Silt, Clay and Gravel | |
| 10 | 42 | 2 | | 10 | | | |
| | | | | | | EOB at 10 feet | |
| 15 | | | | | | | |
| 20 | | | | | | | |
| 20 | | | | | | | |
| 25 | | | | | | | |
| 30 | | | | | | | |
| 35 | | | | | | | |
| 40 | | | | | | | |

| | |
|---|---|
| Nominal I.D. of Hole | in. |
| Nominal I.D. of Barrel Sampler | 1⅜ in |
| | |
| | |
| | |
| | |

The subsurface information shown hereon was obtained for the design and estimating purposes for our client. It is made available to authorized users only that they may have access to the same information available to our client. It is presented in good faith, but it is not intended as a substitute for investigations, interpretations or judgment of such authorized users. Information on the logs should not be relied upon without the geotechnical engineers recommendations contained in the report from which these logs were extracted.

Pp: Pocket Penetrometer; DP: Direct Push

Approximate Change in Strata: _____ Inferred Change in Strata: _ _ _ _ _ _ _ _ _ _ _ _

Soil descriptions represent a field identification after D. M. Burmister unless otherwise noted.

FIGURE #

SESI
CONSULTING ENGINEERS

| | | | |
|---|---|---|---|
| PROJECT NAME: | North Main Street Site | GEOPROBE NO. | **SB-213** |
| LOCATION: | 128-158 North Main St. Port Chester, NY | JOB NO. | 12814 |
| METHOD: | Direct Push | | |
| GEOPROBE BY: Coastal | DATE STARTED: | 1/30/2023 | GROUNDWATER TABLE DEPTH: |
| INSPECTOR: Christian Barletta | DATE COMPLETED: | 1/30/2023 | |

| DEPTH (ft) | RECOVERY (in) | SAMPLE TUBE No. | DEPTH FROM | DEPTH TO | ENVIRONMENTAL SOIL SAMPLE NAME | SOIL DESCRIPTION AND STRATIFICATION | PID (PPM) |
|---|---|---|---|---|---|---|---|
| | | | 0 | | | | |
| | | | | | | Dark Brown/Black fill material, Coarse to Fine, SAND, some Silt, trace clay and gravel | |
| 5 | 36 | 1 | | 5 | SB-213(4.5-5.5) | | 0 |
| | | | 5 | | | Yellowish Brown, Coarse to Fine, SAND, some Silt, trace clay and gravel | |
| | | | | | | White/Gray Stone/Weathered Rock, Coarse to Fine, SAND, some Gravel and silt, trace clay | |
| 10 | 36 | 2 | | 10 | | | |
| | | | | | | EOB at 10 feet | |
| 15 | | | | | | | |
| 20 | | | | | | | |
| 25 | | | | | | | |
| 30 | | | | | | | |
| 35 | | | | | | | |
| 40 | | | | | | | |

| | |
|---|---|
| Nominal I.D. of Hole | in. |
| Nominal I.D. of Barrel Sampler | 1⅜ in |
| | |
| | |
| | |
| | |

The subsurface information shown hereon was obtained for the design and estimating purposes for our client. It is made available to authorized users only that they may have access to the same information available to our client. It is presented in good faith, but it is not intended as a substitute for investigations, interpretations or judgment of such authorized users. Information on the logs should not be relied upon without the geotechnical engineers recommendations contained in the report from which these logs were extracted.

Pp: Pocket Penetrometer; DP: Direct Push

Approximate Change in Strata: _____ Inferred Change in Strata: _ _ _ _ _ _ _ _ _ _ _ _

Soil descriptions represent a field identification after D. M. Burmister unless otherwise noted.

FIGURE #

SESI
CONSULTING ENGINEERS

| | | | |
|---|---|---|---|
| PROJECT NAME: | North Main Street Site | GEOPROBE NO. | **SB-214** |
| LOCATION: | 128-158 North Main St. Port Chester, NY | JOB NO. | 12814 |
| METHOD: | Direct Push | | |
| GEOPROBE BY: Coastal | DATE STARTED: | 1/30/2023 | GROUNDWATER TABLE DEPTH: |
| INSPECTOR: Christian Barletta | DATE COMPLETED: | 1/30/2023 | |

| DEPTH (ft) | RECOVERY (in) | SAMPLE TUBE No. | DEPTH FROM | DEPTH TO | ENVIRONMENTAL SOIL SAMPLE NAME | SOIL DESCRIPTION AND STRATIFICATION | PID (PPM) |
|---|---|---|---|---|---|---|---|
| | | | 0 | | | | |
| | | | | | | Dark Brown/Black, Coarse to Fine, SAND and SILT, some Gravel and trace clay | |
| | | | | | SB-214(2.5-3.5) | | |
| 5 | 35 | 1 | | 5 | | Light Brown/Yellow, Coarse to Fine, SAND, some Gravel and Silt, trace clay | |
| | | | 5 | | | | 0 |
| | | | | | | Black, Coarse to Fine, SAND and GRAVEL, some Silt and trace clay | |
| | | | | | | Light Brown/Yellow, Coarse to Fine, SAND, some Gravel and Silt, trace clay | |
| | | | | | | White/Gray, Coarse to Fine, GRAVEL and SAND, some Silt and Clay | |
| 10 | 48 | 2 | | 10 | | Light Brown/Yellow, Coarse to Fine, SAND, some Gravel and Silt, trace clay | |
| | | | | | | EOB at 10 feet | |
| 15 | | | | | | | |
| 20 | | | | | | | |
| 20 | | | | | | | |
| 25 | | | | | | | |
| 30 | | | | | | | |
| 35 | | | | | | | |
| 40 | | | | | | | |

| | |
|---|---|
| Nominal I.D. of Hole | in. |
| Nominal I.D. of Barrel Sampler | 1⅜ in |
| | |
| | |
| | |
| | |

The subsurface information shown hereon was obtained for the design and estimating purposes for our client. It is made available to authorized users only that they may have access to the same information available to our client. It is presented in good faith, but it is not intended as a substitute for investigations, interpretations or judgment of such authorized users. Information on the logs should not be relied upon without the geotechnical engineers recommendations contained in the report from which these logs were extracted.

Pp: Pocket Penetrometer; DP: Direct Push

Approximate Change in Strata: _____ Inferred Change in Strata: _ _ _ _ _ _ _ _ _ _ _ _

Soil descriptions represent a field identification after D. M. Burmister unless otherwise noted.

FIGURE #

SESI CONSULTING ENGINEERS

| | | | |
|---|---|---|---|
| PROJECT NAME: | North Main Street Site | GEOPROBE NO. | **SB-215** |
| LOCATION: | 128-158 North Main St. Port Chester, NY | JOB NO. | 12814 |
| METHOD: | Direct Push | | |
| GEOPROBE BY: Coastal | DATE STARTED: 1/30/2023 | GROUNDWATER TABLE DEPTH: | |
| INSPECTOR: Christian Barletta | DATE COMPLETED: 1/30/2023 | | |

| DEPTH (ft) | RECOVERY (in) | SAMPLE TUBE No. | DEPTH FROM (ft) | DEPTH TO (ft) | ENVIRONMENTAL SOIL SAMPLE NAME | SOIL DESCRIPTION AND STRATIFICATION | PID (PPM) |
|---|---|---|---|---|---|---|---|
| 0 | | | 0 | | | Dark Brown/Black fill material, Coarse to Fine, SAND, some Silt, trace clay and gravel | |
| | | | | | SB-215(1-2) | Dark Brown/Yellow, Coarse to Fine, SAND and SILT, some Gravel and little clay | |
| 5 | 41 | 1 | | 5 | | | 0 |
| | | | 5 | | | Yellowish Brown, Coarse to Fine, SAND, some Silt, trace clay and gravel | |
| | | | | | | White/Gray Stone/Weathered Rock, Coarse to Fine, SAND, some Gravel and silt, trace clay | |
| | | | | | | Yellowish Brown, Coarse to Fine, SAND, some Silt, trace clay and gravel | |
| | | | | | | Dark Brown/Black, Coarse to Fine, SAND and Gravel, some Silt, trace clay | |
| 10 | 41 | 2 | | 10 | | EOB at 10 feet | |
| 15 | | | | | | | |
| 20 | | | | | | | |
| 25 | | | | | | | |
| 30 | | | | | | | |
| 35 | | | | | | | |
| 40 | | | | | | | |

| | |
|---|---|
| Nominal I.D. of Hole | in. |
| Nominal I.D. of Barrel Sampler | 1⅜ in |
| | |
| | |
| | |
| | |

The subsurface information shown hereon was obtained for the design and estimating purposes for our client. It is made available to authorized users only that they may have access to the same information available to our client. It is presented in good faith, but it is not intended as a substitute for investigations, interpretations or judgment of such authorized users. Information on the logs should not be relied upon without the geotechnical engineers recommendations contained in the report from which these logs were extracted.

Pp: Pocket Penetrometer; DP: Direct Push

Approximate Change in Strata: _____ Inferred Change in Strata: _ _ _ _ _ _ _ _ _ _ _ _

Soil descriptions represent a field identification after D. M. Burmister unless otherwise noted.

FIGURE #

SESI CONSULTING ENGINEERS

| | | | |
|---|---|---|---|
| PROJECT NAME: | 128 North Main Street | GEOPROBE NO. | **SB-301** |
| LOCATION: | Port Chester NY | JOB NO. | 12814 |
| METHOD: | Direct Push | GROUND ELEVATION: | - |
| GEOPROBE BY: Coastal | DATE STARTED: | 3/28/2023 | GROUNDWATER TABLE DEPTH: N/A |
| INSPECTOR: Cougar Chichester | DATE COMPLETED: | 3/28/2023 | 0 Hr. / 24 Hr. / Date |

| DEPTH (ft) | RECOVERY (in) | SAMPLE TUBE No. | DEPTH FROM (ft) | DEPTH TO (ft) | ENVIRONMENTAL SOIL SAMPLE NAME | SOIL DESCRIPTION AND STRATIFICATION | PID |
|---|---|---|---|---|---|---|---|
| 0 | 30 | 1 | 0 | | | 0-2.5' Dark Brown fine SAND, With small to large Gravel, trace Silt | 0 to 10 |
| | | | | | SB-301 (1.5-2) | | |
| | | | | | | 2.5-3.5' Tan/Dark Brown fine SAND, trace small Gravel, trace Silt | |
| | | | | | | 3.5-5' Light Brown CLAY, little fine Sand, trace Gravel, some Silt | |
| 5 | | | | 5 | | | |
| | 42 | 2 | 5 | | | 5-6' Brown fine SAND, little Silt | |
| | | | | | | 6-9' Tan/Brown fine SAND, some Silt, some medium to large Gravel/weathered rock | |
| 10 | | | | 10 | | 9-10' Dark Brown fine SAND (dry) | |
| | | | | | | BORING TERMINATED +/- 10' bgs | |
| 15 | | | | | | | |
| 20 | | | | | | | |
| 25 | | | | | | | |
| 30 | | | | | | | |
| 35 | | | | | | | |
| 40 | | | | | | | |

| | |
|---|---|
| Nominal I.D. of Hole | in. |
| Nominal I.D. of Barrel Sampler | 1⅜ in |
| | |
| | |
| | |
| | |

The subsurface information shown hereon was obtained for the design and estimating purposes for our client. It is made available to authorized users only that they may have access to the same information available to our client. It is presented in good faith, but it is not intended as a substitute for investigations, interpretations or judgment of such authorized users. Information on the logs should not be relied upon without the geotechnical engineers recommendations contained in the report from which these logs were extracted.

Pp: Pocket Penetrometer; DP: Direct Push

Approximate Change in Strata: _____ Inferred Change in Strata: _ _ _ _ _ _ _ _ _ _ _ _

Soil descriptions represent a field identification after D. M. Burmister unless otherwise noted.

FIGURE #

SESI CONSULTING ENGINEERS

| | | | |
|---|---|---|---|
| PROJECT NAME: | 128 North Main Street | GEOPROBE NO. | **SB-302** |
| LOCATION: | Port Chester NY | JOB NO. | 12814 |
| METHOD: | Direct Push | GROUND ELEVATION: | - |
| GEOPROBE BY: Coastal | DATE STARTED: | 3/28/2023 | GROUNDWATER TABLE DEPTH: N/A |
| INSPECTOR: Cougar Chichester | DATE COMPLETED: | 3/28/2023 | 0 Hr. / 24 Hr. / Date |

| DEPTH (ft) | RECOVERY (in) | SAMPLE TUBE No. | DEPTH FROM (ft) | DEPTH TO (ft) | ENVIRONMENTAL SOIL SAMPLE NAME | SOIL DESCRIPTION AND STRATIFICATION | PID |
|---|---|---|---|---|---|---|---|
| 0 | 36 | 1 | 0 | | | 0-3.5' Stained fine SAND, trace small Gravel, trace Brick (historic fill) | 0 ppm to 10 |
| | | | | | SB-302 (2-2.5) | | |
| | | | | | | 3.5-4.5' Brown CLAY, little fine Sand, trace Silt | |
| 5 | | | | 5 | | 4.5-6.5' Brown/Tan fine SAND, little small to meduim Gravel | |
| | 42 | 2 | 5 | | | | |
| | | | | | | 6.5-10' Orange/Tan fine SAND, and small to large Gravel, trace Silt (dry) | |
| 10 | | | | 10 | | | |
| | | | | | | BORING TERMINATED +/- 10' bgs | |
| 15 | | | | | | | |
| 20 | | | | | | | |
| 25 | | | | | | | |
| 30 | | | | | | | |
| 35 | | | | | | | |
| 40 | | | | | | | |

| | |
|---|---|
| Nominal I.D. of Hole | in. |
| Nominal I.D. of Barrel Sampler | 1⅜ in |
| | |
| | |
| | |
| | |

The subsurface information shown hereon was obtained for the design and estimating purposes for our client. It is made available to authorized users only that they may have access to the same information available to our client. It is presented in good faith, but it is not intended as a substitute for investigations, interpretations or judgment of such authorized users. Information on the logs should not be relied upon without the geotechnical engineers recommendations contained in the report from which these logs were extracted.

Pp: Pocket Penetrometer; DP: Direct Push

Approximate Change in Strata: _____ Inferred Change in Strata: _ _ _ _ _ _ _ _ _ _ _ _

Soil descriptions represent a field identification after D. M. Burmister unless otherwise noted.

FIGURE #

SESI CONSULTING ENGINEERS

| | | | |
|---|---|---|---|
| PROJECT NAME: | 128 North Main Street | GEOPROBE NO. | **SB-303** |
| LOCATION: | Port Chester NY | JOB NO. | 12814 |
| METHOD: | Direct Push | GROUND ELEVATION: | - |
| GEOPROBE BY: Coastal | DATE STARTED: | 3/28/2023 | GROUNDWATER TABLE DEPTH: N/A |
| INSPECTOR: Cougar Chichester | DATE COMPLETED: | 3/28/2023 | 0 Hr. / 24 Hr. / Date |

| DEPTH (ft) | RECOVERY (in) | SAMPLE TUBE No. | DEPTH FROM (ft) | DEPTH TO (ft) | ENVIRONMENTAL SOIL SAMPLE NAME | SOIL DESCRIPTION AND STRATIFICATION | PID |
|---|---|---|---|---|---|---|---|
| 0 | 18 | 1 | 0 | | | 0-4' Dark Brown fine SAND, little Silt, trace Asphalt, trace concrete, trace large Gravel | 0 ppm |
| | | | | | SB-303 (2-2.5) | | |
| 5 | | | | 5 | | 4-5' Dark Green CLAY, little fine Sand | |
| | 36 | 2 | 5 | | | 5-7' Light Brown/Orange fine SAND, some Quartz | |
| | | | | | SB-303 (8.5-9) | 7-10' Brown fine SAND with weathered rock (greenish staining around 8.5') (dry) | |
| 10 | | | | 10 | | BORING TERMINATED +/- 10' bgs | |
| 15 | | | | | | | |
| 20 | | | | | | | |
| 25 | | | | | | | |
| 30 | | | | | | | |
| 35 | | | | | | | |
| 40 | | | | | | | |

| | |
|---|---|
| Nominal I.D. of Hole | in. |
| Nominal I.D. of Barrel Sampler | 1⅜ in |
| | |
| | |
| | |
| | |

The subsurface information shown hereon was obtained for the design and estimating purposes for our client. It is made available to authorized users only that they may have access to the same information available to our client. It is presented in good faith, but it is not intended as a substitute for investigations, interpretations or judgment of such authorized users. Information on the logs should not be relied upon without the geotechnical engineers recommendations contained in the report from which these logs were extracted.

Pp: Pocket Penetrometer; DP: Direct Push

Approximate Change in Strata: _____ Inferred Change in Strata: _ _ _ _ _ _ _ _ _ _ _ _

Soil descriptions represent a field identification after D. M. Burmister unless otherwise noted.

FIGURE #

SESI CONSULTING ENGINEERS

| | | | |
|---|---|---|---|
| PROJECT NAME: | 128 North Main Street | GEOPROBE NO. | **SB-304** |
| LOCATION: | Port Chester NY | JOB NO. | 12814 |
| METHOD: | Direct Push | GROUND ELEVATION: | - |
| GEOPROBE BY: Coastal | DATE STARTED: | 3/28/2023 | GROUNDWATER TABLE DEPTH: N/A |
| INSPECTOR: Cougar Chichester | DATE COMPLETED: | 3/28/2023 | 0 Hr. / 24 Hr. / Date |

| DEPTH (ft) | RECOVERY (in) | SAMPLE TUBE No. | DEPTH FROM (ft) | DEPTH TO (ft) | ENVIRONMENTAL SOIL SAMPLE NAME | SOIL DESCRIPTION AND STRATIFICATION | PID |
|---|---|---|---|---|---|---|---|
| 0 | 30 | 1 | 0 | | | 0-2' brown meduim to fine SAND, trace Silt, Some Gravel | 0 ppm |
| | | | | | SB-304 (1.5-2) | | |
| | | | | | | 2-3' Reddish brown meduim to fine SAND, trace Silt, green Clay | |
| | | | | | SB-304 (3-3.5) | 3-5' Brown CLAY, some Silt, some SAND, trace Gravel | |
| 5 | | | | 5 | | | |
| | 42 | 2 | 5 | | | 5-10' Light Brown medium to fine SAND, trace Silt, some medium weathered rock (dry) | |
| 10 | | | | 10 | | | |
| | | | | | | BORING TERMINATED +/- 10' bgs | |
| 15 | | | | | | | |
| 20 | | | | | | | |
| 25 | | | | | | | |
| 30 | | | | | | | |
| 35 | | | | | | | |
| 40 | | | | | | | |

| | |
|---|---|
| Nominal I.D. of Hole | in. |
| Nominal I.D. of Barrel Sampler | 1⅜ in |
| | |
| | |
| | |
| | |

The subsurface information shown hereon was obtained for the design and estimating purposes for our client. It is made available to authorized users only that they may have access to the same information available to our client. It is presented in good faith, but it is not intended as a substitute for investigations, interpretations or judgment of such authorized users. Information on the logs should not be relied upon without the geotechnical engineers recommendations contained in the report from which these logs were extracted.

Pp: Pocket Penetrometer; DP: Direct Push

Approximate Change in Strata: _____ Inferred Change in Strata: _ _ _ _ _ _ _ _ _ _ _ _

Soil descriptions represent a field identification after D. M. Burmister unless otherwise noted.

FIGURE #

SESI CONSULTING ENGINEERS

| | | | |
|---|---|---|---|
| PROJECT NAME: | 128 North Main Street | GEOPROBE NO. | **SB-305 / TWP-301** |
| LOCATION: | Port Chester NY | JOB NO. | 12814 |
| METHOD: | Direct Push | GROUND ELEVATION: | - |
| GEOPROBE BY: Coastal | DATE STARTED: | 3/28/2023 | GROUNDWATER TABLE DEPTH: N/A |
| INSPECTOR: Cougar Chichester | DATE COMPLETED: | 3/28/2023 | 0 Hr. / 24 Hr. / Date |

| DEPTH (ft) | RECOVERY (in) | SAMPLE TUBE No. | DEPTH FROM (ft) | DEPTH TO (ft) | ENVIRONMENTAL SOIL SAMPLE NAME | SOIL DESCRIPTION AND STRATIFICATION | PID (ppm) |
|---|---|---|---|---|---|---|---|
| 0 | | | | | | | |
| | 26 | 1 | 0 | | | 1-3' Dark brown medium to fine SAND, some Silt, trace Brick, trace rock | 11 |
| | | | | | SB-305 (1.5-2) | | |
| | | | | | | | 1.1 |
| | | | | | | 3-5' Brown CLAY, some Silt, some fine SAND, trace Brick, trace weathered Rock | 0.5 |
| 5 | | | | 5 | | | 4 |
| | 32 | 2 | 5 | | | 5-6' Reddish Brown CLAY, some Silt, trace weathered rock | |
| | | | | | | 6-12' Brown meduim to fine SAND, trace Gravel, trace Silt | 1.6 |
| | | | | | | | 0.5 |
| | | | | | | | 0.4 |
| 10 | | | | 10 | | | 0 |
| | 40 | 3 | 10 | | | | 0 |
| | | | | | | | 0.5 |
| | | | | | | 12-14' Brown meduim to fine SAND, some Silt, trace rock (wet) | 0 |
| | | | | | | | 0 |
| 15 | | | | 15 | | 14-15' Brown meduim to fine SAND (wet) | 0.2 |
| | | | | | | BORING TERMINATED +/- 15' bgs | |
| | | | | | | WELL WAS SET AT 18.4' bgs WITH 10' OF SCREEN AND RISER TO TOP | |
| 20 | | | | | | | |
| 25 | | | | | | | |
| 30 | | | | | | | |
| 35 | | | | | | | |
| 40 | | | | | | | |

| | |
|---|---|
| Nominal I.D. of Hole | in. |
| Nominal I.D. of Barrel Sampler | 1⅜ in |
| | |
| | |
| | |
| | |

The subsurface information shown hereon was obtained for the design and estimating purposes for our client. It is made available to authorized users only that they may have access to the same information available to our client. It is presented in good faith, but it is not intended as a substitute for investigations, interpretations or judgment of such authorized users. Information on the logs should not be relied upon without the geotechnical engineers recommendations contained in the report from which these logs were extracted.

Pp: Pocket Penetrometer; DP: Direct Push

Approximate Change in Strata: _____ Inferred Change in Strata: _ _ _ _ _ _ _ _ _ _ _ _

Soil descriptions represent a field identification after D. M. Burmister unless otherwise noted.

FIGURE #

SESI CONSULTING ENGINEERS

| | | | |
|---|---|---|---|
| PROJECT NAME: | 128 North Main Street | GEOPROBE NO. | **SB-306** |
| LOCATION: | Port Chester NY | JOB NO. | 12814 |
| METHOD: | Direct Push | GROUND ELEVATION: | - |
| GEOPROBE BY: Coastal | DATE STARTED: | 3/28/2023 | GROUNDWATER TABLE DEPTH: N/A |
| INSPECTOR: Cougar Chichester | DATE COMPLETED: | 3/28/2023 | 0 Hr. / 24 Hr. / Date |

| DEPTH (ft) | RECOVERY (in) | SAMPLE TUBE No. | DEPTH FROM (ft) | DEPTH TO (ft) | ENVIRONMENTAL SOIL SAMPLE NAME | SOIL DESCRIPTION AND STRATIFICATION | PID |
|---|---|---|---|---|---|---|---|
| 0 | | | | | | | |
| | 26 | 1 | 0 | | | | 1.9 ppm |
| | | | | | | 1-3' Dark Brown/Black meduim to fine SAND, trace Gravel | |
| | | | | | SB-306 (2.5-3) | | 8 ppm |
| | | | | | | 3-4' Brown meduim to fine SAND, trace medium Gravel, trace Silt, trace Brick | 4 ppm |
| 5 | | | | 5 | | 4-5' Brown CLAY, some Silt, trace SAND, trace Rock | 2.8 ppm |
| | 32 | 2 | 5 | | | | |
| | | | | | | | 4 ppm |
| | | | | | | 5-10' Brown to Light Brown meduim to fine SAND, some weathered Rock, trace Silt, trace cobbles | |
| | | | | | | | |
| 10 | | | | 10 | | | 5.4 ppm |
| | | | | | | BORING TERMINATED +/- 15' bgs | |
| 15 | | | | | | | |
| 20 | | | | | | | |
| 25 | | | | | | | |
| 30 | | | | | | | |
| 35 | | | | | | | |
| 40 | | | | | | | |

| | |
|---|---|
| Nominal I.D. of Hole | in. |
| Nominal I.D. of Barrel Sampler | 1⅜ in |
| | |
| | |
| | |
| | |

The subsurface information shown hereon was obtained for the design and estimating purposes for our client. It is made available to authorized users only that they may have access to the same information available to our client. It is presented in good faith, but it is not intended as a substitute for investigations, interpretations or judgment of such authorized users. Information on the logs should not be relied upon without the geotechnical engineers recommendations contained in the report from which these logs were extracted.

Pp: Pocket Penetrometer; DP: Direct Push

Approximate Change in Strata: _____ Inferred Change in Strata: _ _ _ _ _ _ _ _ _ _ _ _

Soil descriptions represent a field identification after D. M. Burmister unless otherwise noted.

FIGURE #

SESI CONSULTING ENGINEERS

| | | | |
|---|---|---|---|
| PROJECT NAME: | 128 North Main Street | GEOPROBE NO. | **SB-307** |
| LOCATION: | Port Chester NY | JOB NO. | 12814 |
| METHOD: | Direct Push | GROUND ELEVATION: | - |
| GEOPROBE BY: Coastal | DATE STARTED: | 3/28/2023 | GROUNDWATER TABLE DEPTH: N/A |
| INSPECTOR: Cougar Chichester | DATE COMPLETED: | 3/28/2023 | 0 Hr. / 24 Hr. / Date |

| DEPTH (ft) | RECOVERY (in) | SAMPLE TUBE No. | DEPTH FROM (ft) | DEPTH TO (ft) | ENVIRONMENTAL SOIL SAMPLE NAME | SOIL DESCRIPTION AND STRATIFICATION | PID |
|---|---|---|---|---|---|---|---|
| 0 | | | | | | | |
| | 26 | 1 | 0 | | | 1-3.5' Dark brown meduim to fine SAND, some small to meduim Gravel and weathered Rock, trace Silt | 50.5 ppm |
| | | | | | SB-307 (1.5-2) | | 55.1 ppm |
| | | | | | | | |
| | | | | | | 3.5-5' Brown CLAY, some Silt, trace Sand, trace Brick, trace weathered Rock | 34.6 ppm |
| 5 | | | | 5 | SB-307 (4.5-5) | | 21.5 ppm |
| | 32 | 2 | 5 | | | 5-10' Brown to Light Brown meduim to fine SAND, some Silt, trace Gravel, trace weathered Rock | |
| | | | | | | | 6 ppm |
| | | | | | | | 5.0 ppm |
| | | | | | | | 6.6 ppm |
| 10 | | | | 10 | | | 11 ppm |
| | | | | | | BORING TERMINATED +/- 10' bgs | |
| 15 | | | | | | | |
| 20 | | | | | | | |
| 25 | | | | | | | |
| 30 | | | | | | | |
| 35 | | | | | | | |
| 40 | | | | | | | |

| | |
|---|---|
| Nominal I.D. of Hole | in. |
| Nominal I.D. of Barrel Sampler | 1⅜ in |
| | |
| | |
| | |
| | |

The subsurface information shown hereon was obtained for the design and estimating purposes for our client. It is made available to authorized users only that they may have access to the same information available to our client. It is presented in good faith, but it is not intended as a substitute for investigations, interpretations or judgment of such authorized users. Information on the logs should not be relied upon without the geotechnical engineers recommendations contained in the report from which these logs were extracted.

Pp: Pocket Penetrometer; DP: Direct Push

Approximate Change in Strata: _____ Inferred Change in Strata: _ _ _ _ _ _ _ _ _ _ _ _

Soil descriptions represent a field identification after D. M. Burmister unless otherwise noted.

FIGURE #

# Appendix C:

## Laboratory Reports

# ANALYTICAL REPORT

| | |
|---|---|
| Lab Number: | L2160899 |
| Client: | Soils Engineering Services, Inc.<br>12A Maple Avenue<br>Pine Brook, NJ 07058 |
| ATTN: | Patricia Petrino |
| Phone: | (973) 808-9050 |
| Project Name: | 140 W MAIN ST |
| Project Number: | 12166 |
| Report Date: | 11/29/21 |



Certifications & Approvals: MA (M-MA086), NH NELAP (2064), CT (PH-0574), IL (200077), ME (MA00086), MD (348), NJ (MA935), NY (11148), NC (25700/666), PA (68-03671), RI (LAO00065), TX (T104704476), VT (VT-0935), VA (460195), USDA (Permit #P330-17-00196).

Eight Walkup Drive, Westborough, MA 01581-1019
508-898-9220 (Fax) 508-898-9193 800-624-9220 - www.alphalab.com

**Project Name:** 140 W MAIN ST
**Project Number:** 12166

**Lab Number:** L2160899
**Report Date:** 11/29/21

| Alpha Sample ID | Client ID | Matrix | Sample Location | Collection Date/Time | Receive Date |
|---|---|---|---|---|---|
| L2160899-01 | TW-2 | WATER | PORT CHESTER, NY | 11/03/21 13:10 | 11/04/21 |
| L2160899-02 | TW-2 | WATER | PORT CHESTER, NY | 11/04/21 10:45 | 11/04/21 |
| L2160899-03 | TRIP BLANK | WATER | PORT CHESTER, NY | 11/04/21 00:00 | 11/04/21 |
| L2160899-04 | SB-6 (2.5-3') | SOIL | PORT CHESTER, NY | 11/04/21 13:00 | 11/04/21 |
| L2160899-05 | SB-7 (2.5-3') | SOIL | PORT CHESTER, NY | 11/04/21 14:30 | 11/04/21 |
| L2160899-06 | SB-8 (2.5-3') | SOIL | PORT CHESTER, NY | 11/04/21 14:40 | 11/04/21 |
| L2160899-07 | SB-9 (3-3.5') | SOIL | PORT CHESTER, NY | 11/04/21 15:00 | 11/04/21 |
| L2160899-08 | SB-10 (5.5-6') | SOIL | PORT CHESTER, NY | 11/04/21 16:20 | 11/04/21 |
| L2160899-09 | FIELD BLANK | WATER | PORT CHESTER, NY | 11/03/21 13:00 | 11/04/21 |

| | | | |
|---|---|---|---|
| **Project Name:** | 140 W MAIN ST | **Lab Number:** | L2160899 |
| **Project Number:** | 12166 | **Report Date:** | 11/29/21 |

## Case Narrative

The samples were received in accordance with the Chain of Custody and no significant deviations were encountered during the preparation or analysis unless otherwise noted. Sample Receipt, Container Information, and the Chain of Custody are located at the back of the report.

Results contained within this report relate only to the samples submitted under this Alpha Lab Number and meet NELAP requirements for all NELAP accredited parameters unless otherwise noted in the following narrative. The data presented in this report is organized by parameter (i.e. VOC, SVOC, etc.). Sample specific Quality Control data (i.e. Surrogate Spike Recovery) is reported at the end of the target analyte list for each individual sample, followed by the Laboratory Batch Quality Control at the end of each parameter. Tentatively Identified Compounds (TICs), if requested, are reported for compounds identified to be present and are not part of the method/program Target Compound List, even if only a subset of the TCL are being reported. If a sample was re-analyzed or re-extracted due to a required quality control corrective action and if both sets of data are reported, the Laboratory ID of the re-analysis or re-extraction is designated with an "R" or "RE", respectively.

When multiple Batch Quality Control elements are reported (e.g. more than one LCS), the associated samples for each element are noted in the grey shaded header line of each data table. Any Laboratory Batch, Sample Specific % recovery or RPD value that is outside the listed Acceptance Criteria is bolded in the report. In reference to questions H (CAM) or 4 (RCP) when "NO" is checked, the performance criteria for CAM and RCP methods allow for some quality control failures to occur and still be within method compliance. In these instances, the specific failure is not narrated but noted in the associated QC Outlier Summary Report, located directly after the Case Narrative. QC information is also incorporated in the Data Usability Assessment table (Format 11) of our Data Merger tool, where it can be reviewed in conjunction with the sample result, associated regulatory criteria and any associated data usability implications.

Soil/sediments, solids and tissues are reported on a dry weight basis unless otherwise noted. Definitions of all data qualifiers and acronyms used in this report are provided in the Glossary located at the back of the report.

HOLD POLICY - For samples submitted on hold, Alpha's policy is to hold samples (with the exception of Air canisters) free of charge for 21 calendar days from the date the project is completed. After 21 calendar days, we will dispose of all samples submitted including those put on hold unless you have contacted your Alpha Project Manager and made arrangements for Alpha to continue to hold the samples. Air canisters will be disposed after 3 business days from the date the project is completed.

Please contact Project Management at 800-624-9220 with any questions.

| | | | |
|---|---|---|---|
| **Project Name:** | 140 W MAIN ST | **Lab Number:** | L2160899 |
| **Project Number:** | 12166 | **Report Date:** | 11/29/21 |

**Case Narrative (continued)**

Report Submission

November 29, 2021: This final report includes the results of all requested analyses.

November 18, 2021: This is a preliminary report.

November 12, 2021: This is a preliminary report.

All non-detect (ND) or estimated concentrations (J-qualified) have been quantitated to the limit noted in the MDL column.

Sample Receipt

L2160899-01: The sample was received above the appropriate pH for the Total Cyanide analysis. The laboratory added NaOH to a pH >12.

L2160899-09: A sample identified as "FIELD BLANK" was received, but not listed on the Chain of Custody. This sample was not analyzed.

Volatile Organics

L2160899-01R and -01: The analysis was performed utilizing a compromised vial.

L2160899-01R and -01: The sample was received in the proper acid-preserved containers; however, upon analysis, the pH was determined to be greater than 2, and thus the method required holding time was exceeded.

L2160899-01: The surrogate recovery was outside the acceptance criteria for 1,2-dichloroethane-d4 (131%); however, re-analysis achieved a similar result: 1,2-dichloroethane-d4 (134%). The results of both analyses are reported; however, all associated compounds are considered to have a potential bias.

Semivolatile Organics

The WG1568736-2/-3 LCS/LCSD recoveries, associated with L2160899-04 through -08, are below the acceptance criteria for benzoic acid (5%/7%); however, it has been identified as a "difficult" analyte. The results of the associated samples are reported.

| | | | |
|---|---|---|---|
| **Project Name:** | 140 W MAIN ST | **Lab Number:** | L2160899 |
| **Project Number:** | 12166 | **Report Date:** | 11/29/21 |

**Case Narrative (continued)**

Perfluorinated Alkyl Acids by Isotope Dilution

L2160899-02: The MeOH fraction of the extraction is reported for perfluorooctanesulfonamide (fosa) due to better extraction efficiency of the perfluoro[13c8]octanesulfonamide (m8fosa) Extracted Internal Standard.

L2160899-02 and -08RE: Extracted Internal Standard recoveries were outside the acceptance criteria for individual analytes. Please refer to the surrogate section of the report for details.

L2160899-08: The Extracted Internal Standard recovery is less than 10% for n-deuteriomethylperfluoro-1-octanesulfonamidoacetic acid (d3-nmefosaa) (7%) and n-deuterioethylperfluoro-1-octanesulfonamidoacetic acid (d5-netfosaa) (6%); however, re-extraction on dilution achieved a similar result. The results of the re-extraction are reported for the associated target compounds.

L2160899-08RE: The sample has elevated detection limits due to the limited sample volume utilized during extraction, as required by the sample matrix.

The Extracted Internal Standard recovery for the WG1569425-1 Method Blank, associated with L2160899-07, is below the acceptance criteria for perfluoro[13c8]octanesulfonamide (m8fosa) (less than 10%); however, the method blank is non-detect for all associated target analytes; therefore, no further action was taken.

WG1569425-2: The Extracted Internal Standard recovery is below the acceptance criteria for perfluoro[13c8]octanesulfonamide (m8fosa) (less than 10%); however, all associated target analytes are within criteria; therefore, no further action was taken.

WG1570646-2: Extracted Internal Standard recoveries were outside the acceptance criteria for individual analytes. Please refer to the surrogate section of the report for details.

PCBs

L2160899-02: The container was not rinsed as prescribed by the method due to the presence of sediment.

Total Metals

L2160899-04 through -08: The sample has elevated detection limits for all elements, with the exception of mercury, due to the dilution required by matrix interferences encountered during analysis.

| | | | |
|---|---|---|---|
| **Project Name:** | 140 W MAIN ST | **Lab Number:** | L2160899 |
| **Project Number:** | 12166 | **Report Date:** | 11/29/21 |

**Case Narrative (continued)**

Cyanide, Total

The WG1571785-2 LCS recovery for cyanide, total (46%), associated with L2160899-04 through -08, is outside our in-house acceptance criteria, but within the vendor-certified acceptance limits. The results of the original analyses are reported.

The WG1571785-2/-3 LCS/LCSD RPD, associated with L2160899-04 through -08, is above the acceptance criteria for cyanide, total (51%).

I, the undersigned, attest under the pains and penalties of perjury that, to the best of my knowledge and belief and based upon my personal inquiry of those responsible for providing the information contained in this analytical report, such information is accurate and complete. This certificate of analysis is not complete unless this page accompanies any and all pages of this report.

Authorized Signature: Cristin Walker

Title: Technical Director/Representative

Date: 11/29/21

# ORGANICS

# VOLATILES

**Project Name:** 140 W MAIN ST
**Project Number:** 12166
**Lab Number:** L2160899
**Report Date:** 11/29/21

## SAMPLE RESULTS

Lab ID: L2160899-01
Client ID: TW-2
Sample Location: PORT CHESTER, NY

Date Collected: 11/03/21 13:10
Date Received: 11/04/21
Field Prep: Not Specified

Sample Depth:
Matrix: Water
Analytical Method: 1,8260C
Analytical Date: 11/11/21 00:03
Analyst: PD

| Parameter | Result | Qualifier | Units | RL | MDL | Dilution Factor |
|---|---|---|---|---|---|---|
| **Volatile Organics by GC/MS - Westborough Lab** | | | | | | |
| Methylene chloride | ND | | ug/l | 2.5 | 0.70 | 1 |
| 1,1-Dichloroethane | ND | | ug/l | 2.5 | 0.70 | 1 |
| Chloroform | ND | | ug/l | 2.5 | 0.70 | 1 |
| Carbon tetrachloride | ND | | ug/l | 0.50 | 0.13 | 1 |
| 1,2-Dichloropropane | ND | | ug/l | 1.0 | 0.14 | 1 |
| Dibromochloromethane | ND | | ug/l | 0.50 | 0.15 | 1 |
| 1,1,2-Trichloroethane | ND | | ug/l | 1.5 | 0.50 | 1 |
| Tetrachloroethene | ND | | ug/l | 0.50 | 0.18 | 1 |
| Chlorobenzene | ND | | ug/l | 2.5 | 0.70 | 1 |
| Trichlorofluoromethane | ND | | ug/l | 2.5 | 0.70 | 1 |
| 1,2-Dichloroethane | ND | | ug/l | 0.50 | 0.13 | 1 |
| 1,1,1-Trichloroethane | ND | | ug/l | 2.5 | 0.70 | 1 |
| Bromodichloromethane | ND | | ug/l | 0.50 | 0.19 | 1 |
| trans-1,3-Dichloropropene | ND | | ug/l | 0.50 | 0.16 | 1 |
| cis-1,3-Dichloropropene | ND | | ug/l | 0.50 | 0.14 | 1 |
| 1,3-Dichloropropene, Total | ND | | ug/l | 0.50 | 0.14 | 1 |
| 1,1-Dichloropropene | ND | | ug/l | 2.5 | 0.70 | 1 |
| Bromoform | ND | | ug/l | 2.0 | 0.65 | 1 |
| 1,1,2,2-Tetrachloroethane | ND | | ug/l | 0.50 | 0.17 | 1 |
| Benzene | ND | | ug/l | 0.50 | 0.16 | 1 |
| Toluene | ND | | ug/l | 2.5 | 0.70 | 1 |
| Ethylbenzene | ND | | ug/l | 2.5 | 0.70 | 1 |
| Chloromethane | ND | | ug/l | 2.5 | 0.70 | 1 |
| Bromomethane | ND | | ug/l | 2.5 | 0.70 | 1 |
| Vinyl chloride | ND | | ug/l | 1.0 | 0.07 | 1 |
| Chloroethane | ND | | ug/l | 2.5 | 0.70 | 1 |
| 1,1-Dichloroethene | ND | | ug/l | 0.50 | 0.17 | 1 |
| trans-1,2-Dichloroethene | ND | | ug/l | 2.5 | 0.70 | 1 |

**Project Name:** 140 W MAIN ST **Lab Number:** L2160899

**Project Number:** 12166 **Report Date:** 11/29/21

## SAMPLE RESULTS

Lab ID: L2160899-01 Date Collected: 11/03/21 13:10

Client ID: TW-2 Date Received: 11/04/21

Sample Location: PORT CHESTER, NY Field Prep: Not Specified

Sample Depth:

| Parameter | Result | Qualifier | Units | RL | MDL | Dilution Factor |
|---|---|---|---|---|---|---|
| **Volatile Organics by GC/MS - Westborough Lab** | | | | | | |
| Trichloroethene | 0.22 | J | ug/l | 0.50 | 0.18 | 1 |
| 1,2-Dichlorobenzene | ND | | ug/l | 2.5 | 0.70 | 1 |
| 1,3-Dichlorobenzene | ND | | ug/l | 2.5 | 0.70 | 1 |
| 1,4-Dichlorobenzene | ND | | ug/l | 2.5 | 0.70 | 1 |
| Methyl tert butyl ether | ND | | ug/l | 2.5 | 0.70 | 1 |
| p/m-Xylene | ND | | ug/l | 2.5 | 0.70 | 1 |
| o-Xylene | ND | | ug/l | 2.5 | 0.70 | 1 |
| Xylenes, Total | ND | | ug/l | 2.5 | 0.70 | 1 |
| cis-1,2-Dichloroethene | ND | | ug/l | 2.5 | 0.70 | 1 |
| 1,2-Dichloroethene, Total | ND | | ug/l | 2.5 | 0.70 | 1 |
| Dibromomethane | ND | | ug/l | 5.0 | 1.0 | 1 |
| 1,2,3-Trichloropropane | ND | | ug/l | 2.5 | 0.70 | 1 |
| Acrylonitrile | ND | | ug/l | 5.0 | 1.5 | 1 |
| Styrene | ND | | ug/l | 2.5 | 0.70 | 1 |
| Dichlorodifluoromethane | ND | | ug/l | 5.0 | 1.0 | 1 |
| Acetone | 18 | | ug/l | 5.0 | 1.5 | 1 |
| Carbon disulfide | ND | | ug/l | 5.0 | 1.0 | 1 |
| 2-Butanone | ND | | ug/l | 5.0 | 1.9 | 1 |
| Vinyl acetate | ND | | ug/l | 5.0 | 1.0 | 1 |
| 4-Methyl-2-pentanone | ND | | ug/l | 5.0 | 1.0 | 1 |
| 2-Hexanone | ND | | ug/l | 5.0 | 1.0 | 1 |
| Bromochloromethane | ND | | ug/l | 2.5 | 0.70 | 1 |
| 2,2-Dichloropropane | ND | | ug/l | 2.5 | 0.70 | 1 |
| 1,2-Dibromoethane | ND | | ug/l | 2.0 | 0.65 | 1 |
| 1,3-Dichloropropane | ND | | ug/l | 2.5 | 0.70 | 1 |
| 1,1,1,2-Tetrachloroethane | ND | | ug/l | 2.5 | 0.70 | 1 |
| Bromobenzene | ND | | ug/l | 2.5 | 0.70 | 1 |
| n-Butylbenzene | ND | | ug/l | 2.5 | 0.70 | 1 |
| sec-Butylbenzene | ND | | ug/l | 2.5 | 0.70 | 1 |
| tert-Butylbenzene | ND | | ug/l | 2.5 | 0.70 | 1 |
| o-Chlorotoluene | ND | | ug/l | 2.5 | 0.70 | 1 |
| p-Chlorotoluene | ND | | ug/l | 2.5 | 0.70 | 1 |
| 1,2-Dibromo-3-chloropropane | ND | | ug/l | 2.5 | 0.70 | 1 |
| Hexachlorobutadiene | ND | | ug/l | 2.5 | 0.70 | 1 |
| Isopropylbenzene | ND | | ug/l | 2.5 | 0.70 | 1 |
| p-Isopropyltoluene | ND | | ug/l | 2.5 | 0.70 | 1 |
| Naphthalene | ND | | ug/l | 2.5 | 0.70 | 1 |

**Project Name:** 140 W MAIN ST **Lab Number:** L2160899

**Project Number:** 12166 **Report Date:** 11/29/21

## SAMPLE RESULTS

Lab ID: L2160899-01 Date Collected: 11/03/21 13:10

Client ID: TW-2 Date Received: 11/04/21

Sample Location: PORT CHESTER, NY Field Prep: Not Specified

Sample Depth:

| Parameter | Result | Qualifier | Units | RL | MDL | Dilution Factor |
|---|---|---|---|---|---|---|
| **Volatile Organics by GC/MS - Westborough Lab** | | | | | | |
| n-Propylbenzene | ND | | ug/l | 2.5 | 0.70 | 1 |
| 1,2,3-Trichlorobenzene | ND | | ug/l | 2.5 | 0.70 | 1 |
| 1,2,4-Trichlorobenzene | ND | | ug/l | 2.5 | 0.70 | 1 |
| 1,3,5-Trimethylbenzene | ND | | ug/l | 2.5 | 0.70 | 1 |
| 1,2,4-Trimethylbenzene | ND | | ug/l | 2.5 | 0.70 | 1 |
| 1,4-Dioxane | ND | | ug/l | 250 | 61. | 1 |
| p-Diethylbenzene | ND | | ug/l | 2.0 | 0.70 | 1 |
| p-Ethyltoluene | ND | | ug/l | 2.0 | 0.70 | 1 |
| 1,2,4,5-Tetramethylbenzene | ND | | ug/l | 2.0 | 0.54 | 1 |
| Ethyl ether | ND | | ug/l | 2.5 | 0.70 | 1 |
| trans-1,4-Dichloro-2-butene | ND | | ug/l | 2.5 | 0.70 | 1 |

Tentatively Identified Compounds

| | | | |
|---|---|---|---|
| No Tentatively Identified Compounds | ND | ug/l | 1 |

| Surrogate | % Recovery | Qualifier | Acceptance Criteria |
|---|---|---|---|
| 1,2-Dichloroethane-d4 | **131** | Q | 70-130 |
| Toluene-d8 | 95 | | 70-130 |
| 4-Bromofluorobenzene | 97 | | 70-130 |
| Dibromofluoromethane | 117 | | 70-130 |

**Project Name:** 140 W MAIN ST **Lab Number:** L2160899

**Project Number:** 12166 **Report Date:** 11/29/21

## SAMPLE RESULTS

Lab ID: L2160899-01 R
Client ID: TW-2
Sample Location: PORT CHESTER, NY

Date Collected: 11/03/21 13:10
Date Received: 11/04/21
Field Prep: Not Specified

Sample Depth:
Matrix: Water
Analytical Method: 1,8260C
Analytical Date: 11/11/21 11:00
Analyst: PD

| Parameter | Result | Qualifier | Units | RL | MDL | Dilution Factor |
|---|---|---|---|---|---|---|
| **Volatile Organics by GC/MS - Westborough Lab** | | | | | | |
| Methylene chloride | ND | | ug/l | 2.5 | 0.70 | 1 |
| 1,1-Dichloroethane | ND | | ug/l | 2.5 | 0.70 | 1 |
| Chloroform | ND | | ug/l | 2.5 | 0.70 | 1 |
| Carbon tetrachloride | ND | | ug/l | 0.50 | 0.13 | 1 |
| 1,2-Dichloropropane | ND | | ug/l | 1.0 | 0.14 | 1 |
| Dibromochloromethane | ND | | ug/l | 0.50 | 0.15 | 1 |
| 1,1,2-Trichloroethane | ND | | ug/l | 1.5 | 0.50 | 1 |
| Tetrachloroethene | ND | | ug/l | 0.50 | 0.18 | 1 |
| Chlorobenzene | ND | | ug/l | 2.5 | 0.70 | 1 |
| Trichlorofluoromethane | ND | | ug/l | 2.5 | 0.70 | 1 |
| 1,2-Dichloroethane | ND | | ug/l | 0.50 | 0.13 | 1 |
| 1,1,1-Trichloroethane | ND | | ug/l | 2.5 | 0.70 | 1 |
| Bromodichloromethane | ND | | ug/l | 0.50 | 0.19 | 1 |
| trans-1,3-Dichloropropene | ND | | ug/l | 0.50 | 0.16 | 1 |
| cis-1,3-Dichloropropene | ND | | ug/l | 0.50 | 0.14 | 1 |
| 1,3-Dichloropropene, Total | ND | | ug/l | 0.50 | 0.14 | 1 |
| 1,1-Dichloropropene | ND | | ug/l | 2.5 | 0.70 | 1 |
| Bromoform | ND | | ug/l | 2.0 | 0.65 | 1 |
| 1,1,2,2-Tetrachloroethane | ND | | ug/l | 0.50 | 0.17 | 1 |
| Benzene | ND | | ug/l | 0.50 | 0.16 | 1 |
| Toluene | ND | | ug/l | 2.5 | 0.70 | 1 |
| Ethylbenzene | ND | | ug/l | 2.5 | 0.70 | 1 |
| Chloromethane | ND | | ug/l | 2.5 | 0.70 | 1 |
| Bromomethane | ND | | ug/l | 2.5 | 0.70 | 1 |
| Vinyl chloride | ND | | ug/l | 1.0 | 0.07 | 1 |
| Chloroethane | ND | | ug/l | 2.5 | 0.70 | 1 |
| 1,1-Dichloroethene | ND | | ug/l | 0.50 | 0.17 | 1 |
| trans-1,2-Dichloroethene | ND | | ug/l | 2.5 | 0.70 | 1 |

**Project Name:** 140 W MAIN ST **Lab Number:** L2160899

**Project Number:** 12166 **Report Date:** 11/29/21

## SAMPLE RESULTS

Lab ID: L2160899-01 R Date Collected: 11/03/21 13:10

Client ID: TW-2 Date Received: 11/04/21

Sample Location: PORT CHESTER, NY Field Prep: Not Specified

Sample Depth:

| Parameter | Result | Qualifier | Units | RL | MDL | Dilution Factor |
|---|---|---|---|---|---|---|
| **Volatile Organics by GC/MS - Westborough Lab** | | | | | | |
| Trichloroethene | ND | | ug/l | 0.50 | 0.18 | 1 |
| 1,2-Dichlorobenzene | ND | | ug/l | 2.5 | 0.70 | 1 |
| 1,3-Dichlorobenzene | ND | | ug/l | 2.5 | 0.70 | 1 |
| 1,4-Dichlorobenzene | ND | | ug/l | 2.5 | 0.70 | 1 |
| Methyl tert butyl ether | ND | | ug/l | 2.5 | 0.70 | 1 |
| p/m-Xylene | ND | | ug/l | 2.5 | 0.70 | 1 |
| o-Xylene | ND | | ug/l | 2.5 | 0.70 | 1 |
| Xylenes, Total | ND | | ug/l | 2.5 | 0.70 | 1 |
| cis-1,2-Dichloroethene | ND | | ug/l | 2.5 | 0.70 | 1 |
| 1,2-Dichloroethene, Total | ND | | ug/l | 2.5 | 0.70 | 1 |
| Dibromomethane | ND | | ug/l | 5.0 | 1.0 | 1 |
| 1,2,3-Trichloropropane | ND | | ug/l | 2.5 | 0.70 | 1 |
| Acrylonitrile | ND | | ug/l | 5.0 | 1.5 | 1 |
| Styrene | ND | | ug/l | 2.5 | 0.70 | 1 |
| Dichlorodifluoromethane | ND | | ug/l | 5.0 | 1.0 | 1 |
| Acetone | ND | | ug/l | 5.0 | 1.5 | 1 |
| Carbon disulfide | ND | | ug/l | 5.0 | 1.0 | 1 |
| 2-Butanone | ND | | ug/l | 5.0 | 1.9 | 1 |
| Vinyl acetate | ND | | ug/l | 5.0 | 1.0 | 1 |
| 4-Methyl-2-pentanone | ND | | ug/l | 5.0 | 1.0 | 1 |
| 2-Hexanone | ND | | ug/l | 5.0 | 1.0 | 1 |
| Bromochloromethane | ND | | ug/l | 2.5 | 0.70 | 1 |
| 2,2-Dichloropropane | ND | | ug/l | 2.5 | 0.70 | 1 |
| 1,2-Dibromoethane | ND | | ug/l | 2.0 | 0.65 | 1 |
| 1,3-Dichloropropane | ND | | ug/l | 2.5 | 0.70 | 1 |
| 1,1,1,2-Tetrachloroethane | ND | | ug/l | 2.5 | 0.70 | 1 |
| Bromobenzene | ND | | ug/l | 2.5 | 0.70 | 1 |
| n-Butylbenzene | ND | | ug/l | 2.5 | 0.70 | 1 |
| sec-Butylbenzene | ND | | ug/l | 2.5 | 0.70 | 1 |
| tert-Butylbenzene | ND | | ug/l | 2.5 | 0.70 | 1 |
| o-Chlorotoluene | ND | | ug/l | 2.5 | 0.70 | 1 |
| p-Chlorotoluene | ND | | ug/l | 2.5 | 0.70 | 1 |
| 1,2-Dibromo-3-chloropropane | ND | | ug/l | 2.5 | 0.70 | 1 |
| Hexachlorobutadiene | ND | | ug/l | 2.5 | 0.70 | 1 |
| Isopropylbenzene | ND | | ug/l | 2.5 | 0.70 | 1 |
| p-Isopropyltoluene | ND | | ug/l | 2.5 | 0.70 | 1 |
| Naphthalene | ND | | ug/l | 2.5 | 0.70 | 1 |

**Project Name:** 140 W MAIN ST **Lab Number:** L2160899

**Project Number:** 12166 **Report Date:** 11/29/21

## SAMPLE RESULTS

Lab ID: L2160899-01 R Date Collected: 11/03/21 13:10

Client ID: TW-2 Date Received: 11/04/21

Sample Location: PORT CHESTER, NY Field Prep: Not Specified

Sample Depth:

| Parameter | Result | Qualifier | Units | RL | MDL | Dilution Factor |
|---|---|---|---|---|---|---|
| **Volatile Organics by GC/MS - Westborough Lab** | | | | | | |
| n-Propylbenzene | ND | | ug/l | 2.5 | 0.70 | 1 |
| 1,2,3-Trichlorobenzene | ND | | ug/l | 2.5 | 0.70 | 1 |
| 1,2,4-Trichlorobenzene | ND | | ug/l | 2.5 | 0.70 | 1 |
| 1,3,5-Trimethylbenzene | ND | | ug/l | 2.5 | 0.70 | 1 |
| 1,2,4-Trimethylbenzene | ND | | ug/l | 2.5 | 0.70 | 1 |
| 1,4-Dioxane | ND | | ug/l | 250 | 61. | 1 |
| p-Diethylbenzene | ND | | ug/l | 2.0 | 0.70 | 1 |
| p-Ethyltoluene | ND | | ug/l | 2.0 | 0.70 | 1 |
| 1,2,4,5-Tetramethylbenzene | ND | | ug/l | 2.0 | 0.54 | 1 |
| Ethyl ether | ND | | ug/l | 2.5 | 0.70 | 1 |
| trans-1,4-Dichloro-2-butene | ND | | ug/l | 2.5 | 0.70 | 1 |

Tentatively Identified Compounds

| | | | |
|---|---|---|---|
| No Tentatively Identified Compounds | ND | ug/l | 1 |

| Surrogate | % Recovery | Qualifier | Acceptance Criteria |
|---|---|---|---|
| 1,2-Dichloroethane-d4 | **134** | Q | 70-130 |
| Toluene-d8 | 95 | | 70-130 |
| 4-Bromofluorobenzene | 105 | | 70-130 |
| Dibromofluoromethane | 115 | | 70-130 |

**Project Name:** 140 W MAIN ST **Lab Number:** L2160899

**Project Number:** 12166 **Report Date:** 11/29/21

## SAMPLE RESULTS

Lab ID: L2160899-03 Date Collected: 11/04/21 00:00
Client ID: TRIP BLANK Date Received: 11/04/21
Sample Location: PORT CHESTER, NY Field Prep: Not Specified

Sample Depth:
Matrix: Water
Analytical Method: 1,8260C
Analytical Date: 11/09/21 14:06
Analyst: LAC

| Parameter | Result | Qualifier | Units | RL | MDL | Dilution Factor |
|---|---|---|---|---|---|---|
| **Volatile Organics by GC/MS - Westborough Lab** | | | | | | |
| Methylene chloride | ND | | ug/l | 2.5 | 0.70 | 1 |
| 1,1-Dichloroethane | ND | | ug/l | 2.5 | 0.70 | 1 |
| Chloroform | ND | | ug/l | 2.5 | 0.70 | 1 |
| Carbon tetrachloride | ND | | ug/l | 0.50 | 0.13 | 1 |
| 1,2-Dichloropropane | ND | | ug/l | 1.0 | 0.14 | 1 |
| Dibromochloromethane | ND | | ug/l | 0.50 | 0.15 | 1 |
| 1,1,2-Trichloroethane | ND | | ug/l | 1.5 | 0.50 | 1 |
| Tetrachloroethene | ND | | ug/l | 0.50 | 0.18 | 1 |
| Chlorobenzene | ND | | ug/l | 2.5 | 0.70 | 1 |
| Trichlorofluoromethane | ND | | ug/l | 2.5 | 0.70 | 1 |
| 1,2-Dichloroethane | ND | | ug/l | 0.50 | 0.13 | 1 |
| 1,1,1-Trichloroethane | ND | | ug/l | 2.5 | 0.70 | 1 |
| Bromodichloromethane | ND | | ug/l | 0.50 | 0.19 | 1 |
| trans-1,3-Dichloropropene | ND | | ug/l | 0.50 | 0.16 | 1 |
| cis-1,3-Dichloropropene | ND | | ug/l | 0.50 | 0.14 | 1 |
| 1,3-Dichloropropene, Total | ND | | ug/l | 0.50 | 0.14 | 1 |
| 1,1-Dichloropropene | ND | | ug/l | 2.5 | 0.70 | 1 |
| Bromoform | ND | | ug/l | 2.0 | 0.65 | 1 |
| 1,1,2,2-Tetrachloroethane | ND | | ug/l | 0.50 | 0.17 | 1 |
| Benzene | ND | | ug/l | 0.50 | 0.16 | 1 |
| Toluene | ND | | ug/l | 2.5 | 0.70 | 1 |
| Ethylbenzene | ND | | ug/l | 2.5 | 0.70 | 1 |
| Chloromethane | ND | | ug/l | 2.5 | 0.70 | 1 |
| Bromomethane | ND | | ug/l | 2.5 | 0.70 | 1 |
| Vinyl chloride | ND | | ug/l | 1.0 | 0.07 | 1 |
| Chloroethane | ND | | ug/l | 2.5 | 0.70 | 1 |
| 1,1-Dichloroethene | ND | | ug/l | 0.50 | 0.17 | 1 |
| trans-1,2-Dichloroethene | ND | | ug/l | 2.5 | 0.70 | 1 |

**Project Name:** 140 W MAIN ST **Lab Number:** L2160899

**Project Number:** 12166 **Report Date:** 11/29/21

## SAMPLE RESULTS

Lab ID: L2160899-03 Date Collected: 11/04/21 00:00

Client ID: TRIP BLANK Date Received: 11/04/21

Sample Location: PORT CHESTER, NY Field Prep: Not Specified

Sample Depth:

| Parameter | Result | Qualifier | Units | RL | MDL | Dilution Factor |
|---|---|---|---|---|---|---|
| **Volatile Organics by GC/MS - Westborough Lab** | | | | | | |
| Trichloroethene | ND | | ug/l | 0.50 | 0.18 | 1 |
| 1,2-Dichlorobenzene | ND | | ug/l | 2.5 | 0.70 | 1 |
| 1,3-Dichlorobenzene | ND | | ug/l | 2.5 | 0.70 | 1 |
| 1,4-Dichlorobenzene | ND | | ug/l | 2.5 | 0.70 | 1 |
| Methyl tert butyl ether | ND | | ug/l | 2.5 | 0.70 | 1 |
| p/m-Xylene | ND | | ug/l | 2.5 | 0.70 | 1 |
| o-Xylene | ND | | ug/l | 2.5 | 0.70 | 1 |
| Xylenes, Total | ND | | ug/l | 2.5 | 0.70 | 1 |
| cis-1,2-Dichloroethene | ND | | ug/l | 2.5 | 0.70 | 1 |
| 1,2-Dichloroethene, Total | ND | | ug/l | 2.5 | 0.70 | 1 |
| Dibromomethane | ND | | ug/l | 5.0 | 1.0 | 1 |
| 1,2,3-Trichloropropane | ND | | ug/l | 2.5 | 0.70 | 1 |
| Acrylonitrile | ND | | ug/l | 5.0 | 1.5 | 1 |
| Styrene | ND | | ug/l | 2.5 | 0.70 | 1 |
| Dichlorodifluoromethane | ND | | ug/l | 5.0 | 1.0 | 1 |
| Acetone | ND | | ug/l | 5.0 | 1.5 | 1 |
| Carbon disulfide | ND | | ug/l | 5.0 | 1.0 | 1 |
| 2-Butanone | ND | | ug/l | 5.0 | 1.9 | 1 |
| Vinyl acetate | ND | | ug/l | 5.0 | 1.0 | 1 |
| 4-Methyl-2-pentanone | ND | | ug/l | 5.0 | 1.0 | 1 |
| 2-Hexanone | ND | | ug/l | 5.0 | 1.0 | 1 |
| Bromochloromethane | ND | | ug/l | 2.5 | 0.70 | 1 |
| 2,2-Dichloropropane | ND | | ug/l | 2.5 | 0.70 | 1 |
| 1,2-Dibromoethane | ND | | ug/l | 2.0 | 0.65 | 1 |
| 1,3-Dichloropropane | ND | | ug/l | 2.5 | 0.70 | 1 |
| 1,1,1,2-Tetrachloroethane | ND | | ug/l | 2.5 | 0.70 | 1 |
| Bromobenzene | ND | | ug/l | 2.5 | 0.70 | 1 |
| n-Butylbenzene | ND | | ug/l | 2.5 | 0.70 | 1 |
| sec-Butylbenzene | ND | | ug/l | 2.5 | 0.70 | 1 |
| tert-Butylbenzene | ND | | ug/l | 2.5 | 0.70 | 1 |
| o-Chlorotoluene | ND | | ug/l | 2.5 | 0.70 | 1 |
| p-Chlorotoluene | ND | | ug/l | 2.5 | 0.70 | 1 |
| 1,2-Dibromo-3-chloropropane | ND | | ug/l | 2.5 | 0.70 | 1 |
| Hexachlorobutadiene | ND | | ug/l | 2.5 | 0.70 | 1 |
| Isopropylbenzene | ND | | ug/l | 2.5 | 0.70 | 1 |
| p-Isopropyltoluene | ND | | ug/l | 2.5 | 0.70 | 1 |
| Naphthalene | ND | | ug/l | 2.5 | 0.70 | 1 |

**Project Name:** 140 W MAIN ST **Lab Number:** L2160899

**Project Number:** 12166 **Report Date:** 11/29/21

## SAMPLE RESULTS

Lab ID: L2160899-03 Date Collected: 11/04/21 00:00

Client ID: TRIP BLANK Date Received: 11/04/21

Sample Location: PORT CHESTER, NY Field Prep: Not Specified

Sample Depth:

| Parameter | Result | Qualifier | Units | RL | MDL | Dilution Factor |
|---|---|---|---|---|---|---|
| **Volatile Organics by GC/MS - Westborough Lab** | | | | | | |
| n-Propylbenzene | ND | | ug/l | 2.5 | 0.70 | 1 |
| 1,2,3-Trichlorobenzene | ND | | ug/l | 2.5 | 0.70 | 1 |
| 1,2,4-Trichlorobenzene | ND | | ug/l | 2.5 | 0.70 | 1 |
| 1,3,5-Trimethylbenzene | ND | | ug/l | 2.5 | 0.70 | 1 |
| 1,2,4-Trimethylbenzene | ND | | ug/l | 2.5 | 0.70 | 1 |
| 1,4-Dioxane | ND | | ug/l | 250 | 61. | 1 |
| p-Diethylbenzene | ND | | ug/l | 2.0 | 0.70 | 1 |
| p-Ethyltoluene | ND | | ug/l | 2.0 | 0.70 | 1 |
| 1,2,4,5-Tetramethylbenzene | ND | | ug/l | 2.0 | 0.54 | 1 |
| Ethyl ether | ND | | ug/l | 2.5 | 0.70 | 1 |
| trans-1,4-Dichloro-2-butene | ND | | ug/l | 2.5 | 0.70 | 1 |

Tentatively Identified Compounds

| | | | |
|---|---|---|---|
| No Tentatively Identified Compounds | ND | ug/l | 1 |

| Surrogate | % Recovery | Qualifier | Acceptance Criteria |
|---|---|---|---|
| 1,2-Dichloroethane-d4 | 104 | | 70-130 |
| Toluene-d8 | 103 | | 70-130 |
| 4-Bromofluorobenzene | 111 | | 70-130 |
| Dibromofluoromethane | 100 | | 70-130 |

**Project Name:** 140 W MAIN ST **Lab Number:** L2160899

**Project Number:** 12166 **Report Date:** 11/29/21

## SAMPLE RESULTS

Lab ID: L2160899-04
Client ID: SB-6 (2.5-3')
Sample Location: PORT CHESTER, NY

Date Collected: 11/04/21 13:00
Date Received: 11/04/21
Field Prep: Not Specified

Sample Depth:
Matrix: Soil
Analytical Method: 1,8260C
Analytical Date: 11/11/21 10:28
Analyst: MKS
Percent Solids: 87%

| Parameter | Result | Qualifier | Units | RL | MDL | Dilution Factor |
|---|---|---|---|---|---|---|
| **Volatile Organics by EPA 5035 Low - Westborough Lab** | | | | | | |
| Methylene chloride | ND | | ug/kg | 5.7 | 2.6 | 1 |
| 1,1-Dichloroethane | ND | | ug/kg | 1.1 | 0.17 | 1 |
| Chloroform | ND | | ug/kg | 1.7 | 0.16 | 1 |
| Carbon tetrachloride | ND | | ug/kg | 1.1 | 0.26 | 1 |
| 1,2-Dichloropropane | ND | | ug/kg | 1.1 | 0.14 | 1 |
| Dibromochloromethane | ND | | ug/kg | 1.1 | 0.16 | 1 |
| 1,1,2-Trichloroethane | ND | | ug/kg | 1.1 | 0.30 | 1 |
| Tetrachloroethene | ND | | ug/kg | 0.57 | 0.22 | 1 |
| Chlorobenzene | ND | | ug/kg | 0.57 | 0.14 | 1 |
| Trichlorofluoromethane | ND | | ug/kg | 4.6 | 0.80 | 1 |
| 1,2-Dichloroethane | ND | | ug/kg | 1.1 | 0.29 | 1 |
| 1,1,1-Trichloroethane | ND | | ug/kg | 0.57 | 0.19 | 1 |
| Bromodichloromethane | ND | | ug/kg | 0.57 | 0.12 | 1 |
| trans-1,3-Dichloropropene | ND | | ug/kg | 1.1 | 0.31 | 1 |
| cis-1,3-Dichloropropene | ND | | ug/kg | 0.57 | 0.18 | 1 |
| 1,3-Dichloropropene, Total | ND | | ug/kg | 0.57 | 0.18 | 1 |
| 1,1-Dichloropropene | ND | | ug/kg | 0.57 | 0.18 | 1 |
| Bromoform | ND | | ug/kg | 4.6 | 0.28 | 1 |
| 1,1,2,2-Tetrachloroethane | ND | | ug/kg | 0.57 | 0.19 | 1 |
| Benzene | 0.28 | J | ug/kg | 0.57 | 0.19 | 1 |
| Toluene | ND | | ug/kg | 1.1 | 0.62 | 1 |
| Ethylbenzene | 0.57 | J | ug/kg | 1.1 | 0.16 | 1 |
| Chloromethane | ND | | ug/kg | 4.6 | 1.1 | 1 |
| Bromomethane | ND | | ug/kg | 2.3 | 0.66 | 1 |
| Vinyl chloride | ND | | ug/kg | 1.1 | 0.38 | 1 |
| Chloroethane | ND | | ug/kg | 2.3 | 0.52 | 1 |
| 1,1-Dichloroethene | ND | | ug/kg | 1.1 | 0.27 | 1 |
| trans-1,2-Dichloroethene | ND | | ug/kg | 1.7 | 0.16 | 1 |

**Project Name:** 140 W MAIN ST **Lab Number:** L2160899

**Project Number:** 12166 **Report Date:** 11/29/21

## SAMPLE RESULTS

Lab ID: L2160899-04 Date Collected: 11/04/21 13:00

Client ID: SB-6 (2.5-3') Date Received: 11/04/21

Sample Location: PORT CHESTER, NY Field Prep: Not Specified

Sample Depth:

| Parameter | Result | Qualifier | Units | RL | MDL | Dilution Factor |
|---|---|---|---|---|---|---|
| Volatile Organics by EPA 5035 Low - Westborough Lab | | | | | | |
| Trichloroethene | ND | | ug/kg | 0.57 | 0.16 | 1 |
| 1,2-Dichlorobenzene | ND | | ug/kg | 2.3 | 0.16 | 1 |
| 1,3-Dichlorobenzene | ND | | ug/kg | 2.3 | 0.17 | 1 |
| 1,4-Dichlorobenzene | ND | | ug/kg | 2.3 | 0.20 | 1 |
| Methyl tert butyl ether | ND | | ug/kg | 2.3 | 0.23 | 1 |
| p/m-Xylene | ND | | ug/kg | 2.3 | 0.64 | 1 |
| o-Xylene | ND | | ug/kg | 1.1 | 0.33 | 1 |
| Xylenes, Total | ND | | ug/kg | 1.1 | 0.33 | 1 |
| cis-1,2-Dichloroethene | ND | | ug/kg | 1.1 | 0.20 | 1 |
| 1,2-Dichloroethene, Total | ND | | ug/kg | 1.1 | 0.16 | 1 |
| Dibromomethane | ND | | ug/kg | 2.3 | 0.27 | 1 |
| Styrene | ND | | ug/kg | 1.1 | 0.22 | 1 |
| Dichlorodifluoromethane | ND | | ug/kg | 11 | 1.0 | 1 |
| Acetone | ND | | ug/kg | 11 | 5.5 | 1 |
| Carbon disulfide | ND | | ug/kg | 11 | 5.2 | 1 |
| 2-Butanone | ND | | ug/kg | 11 | 2.5 | 1 |
| Vinyl acetate | ND | | ug/kg | 11 | 2.5 | 1 |
| 4-Methyl-2-pentanone | ND | | ug/kg | 11 | 1.5 | 1 |
| 1,2,3-Trichloropropane | ND | | ug/kg | 2.3 | 0.14 | 1 |
| 2-Hexanone | ND | | ug/kg | 11 | 1.4 | 1 |
| Bromochloromethane | ND | | ug/kg | 2.3 | 0.23 | 1 |
| 2,2-Dichloropropane | ND | | ug/kg | 2.3 | 0.23 | 1 |
| 1,2-Dibromoethane | ND | | ug/kg | 1.1 | 0.32 | 1 |
| 1,3-Dichloropropane | ND | | ug/kg | 2.3 | 0.19 | 1 |
| 1,1,1,2-Tetrachloroethane | ND | | ug/kg | 0.57 | 0.15 | 1 |
| Bromobenzene | ND | | ug/kg | 2.3 | 0.17 | 1 |
| n-Butylbenzene | ND | | ug/kg | 1.1 | 0.19 | 1 |
| sec-Butylbenzene | ND | | ug/kg | 1.1 | 0.17 | 1 |
| tert-Butylbenzene | ND | | ug/kg | 2.3 | 0.14 | 1 |
| o-Chlorotoluene | ND | | ug/kg | 2.3 | 0.22 | 1 |
| p-Chlorotoluene | ND | | ug/kg | 2.3 | 0.12 | 1 |
| 1,2-Dibromo-3-chloropropane | ND | | ug/kg | 3.4 | 1.1 | 1 |
| Hexachlorobutadiene | ND | | ug/kg | 4.6 | 0.19 | 1 |
| Isopropylbenzene | ND | | ug/kg | 1.1 | 0.12 | 1 |
| p-Isopropyltoluene | ND | | ug/kg | 1.1 | 0.12 | 1 |
| Naphthalene | ND | | ug/kg | 4.6 | 0.74 | 1 |
| Acrylonitrile | ND | | ug/kg | 4.6 | 1.3 | 1 |

**Project Name:** 140 W MAIN ST **Lab Number:** L2160899

**Project Number:** 12166 **Report Date:** 11/29/21

## SAMPLE RESULTS

Lab ID: L2160899-04 Date Collected: 11/04/21 13:00

Client ID: SB-6 (2.5-3') Date Received: 11/04/21

Sample Location: PORT CHESTER, NY Field Prep: Not Specified

Sample Depth:

| Parameter | Result | Qualifier | Units | RL | MDL | Dilution Factor |
|---|---|---|---|---|---|---|
| **Volatile Organics by EPA 5035 Low - Westborough Lab** | | | | | | |
| n-Propylbenzene | ND | | ug/kg | 1.1 | 0.20 | 1 |
| 1,2,3-Trichlorobenzene | ND | | ug/kg | 2.3 | 0.37 | 1 |
| 1,2,4-Trichlorobenzene | ND | | ug/kg | 2.3 | 0.31 | 1 |
| 1,3,5-Trimethylbenzene | ND | | ug/kg | 2.3 | 0.22 | 1 |
| 1,2,4-Trimethylbenzene | ND | | ug/kg | 2.3 | 0.38 | 1 |
| 1,4-Dioxane | ND | | ug/kg | 92 | 40. | 1 |
| p-Diethylbenzene | ND | | ug/kg | 2.3 | 0.20 | 1 |
| p-Ethyltoluene | ND | | ug/kg | 2.3 | 0.44 | 1 |
| 1,2,4,5-Tetramethylbenzene | ND | | ug/kg | 2.3 | 0.22 | 1 |
| Ethyl ether | ND | | ug/kg | 2.3 | 0.39 | 1 |
| trans-1,4-Dichloro-2-butene | ND | | ug/kg | 5.7 | 1.6 | 1 |

| Tentatively Identified Compounds | | | | |
|---|---|---|---|---|
| Total TIC Compounds | 6.39 | J | ug/kg | 1 |
| Unknown | 6.39 | J | ug/kg | 1 |

| Surrogate | % Recovery | Qualifier | Acceptance Criteria |
|---|---|---|---|
| 1,2-Dichloroethane-d4 | 97 | | 70-130 |
| Toluene-d8 | 99 | | 70-130 |
| 4-Bromofluorobenzene | 102 | | 70-130 |
| Dibromofluoromethane | 96 | | 70-130 |

**Project Name:** 140 W MAIN ST **Lab Number:** L2160899

**Project Number:** 12166 **Report Date:** 11/29/21

## SAMPLE RESULTS

Lab ID: L2160899-05
Client ID: SB-7 (2.5-3')
Sample Location: PORT CHESTER, NY

Date Collected: 11/04/21 14:30
Date Received: 11/04/21
Field Prep: Not Specified

Sample Depth:
Matrix: Soil
Analytical Method: 1,8260C
Analytical Date: 11/11/21 10:48
Analyst: MKS
Percent Solids: 79%

| Parameter | Result | Qualifier | Units | RL | MDL | Dilution Factor |
|---|---|---|---|---|---|---|
| **Volatile Organics by EPA 5035 Low - Westborough Lab** | | | | | | |
| Methylene chloride | ND | | ug/kg | 5.7 | 2.6 | 1 |
| 1,1-Dichloroethane | ND | | ug/kg | 1.1 | 0.17 | 1 |
| Chloroform | ND | | ug/kg | 1.7 | 0.16 | 1 |
| Carbon tetrachloride | ND | | ug/kg | 1.1 | 0.26 | 1 |
| 1,2-Dichloropropane | ND | | ug/kg | 1.1 | 0.14 | 1 |
| Dibromochloromethane | ND | | ug/kg | 1.1 | 0.16 | 1 |
| 1,1,2-Trichloroethane | ND | | ug/kg | 1.1 | 0.31 | 1 |
| Tetrachloroethene | ND | | ug/kg | 0.57 | 0.22 | 1 |
| Chlorobenzene | ND | | ug/kg | 0.57 | 0.14 | 1 |
| Trichlorofluoromethane | ND | | ug/kg | 4.6 | 0.80 | 1 |
| 1,2-Dichloroethane | ND | | ug/kg | 1.1 | 0.29 | 1 |
| 1,1,1-Trichloroethane | ND | | ug/kg | 0.57 | 0.19 | 1 |
| Bromodichloromethane | ND | | ug/kg | 0.57 | 0.12 | 1 |
| trans-1,3-Dichloropropene | ND | | ug/kg | 1.1 | 0.31 | 1 |
| cis-1,3-Dichloropropene | ND | | ug/kg | 0.57 | 0.18 | 1 |
| 1,3-Dichloropropene, Total | ND | | ug/kg | 0.57 | 0.18 | 1 |
| 1,1-Dichloropropene | ND | | ug/kg | 0.57 | 0.18 | 1 |
| Bromoform | ND | | ug/kg | 4.6 | 0.28 | 1 |
| 1,1,2,2-Tetrachloroethane | ND | | ug/kg | 0.57 | 0.19 | 1 |
| Benzene | 0.20 | J | ug/kg | 0.57 | 0.19 | 1 |
| Toluene | ND | | ug/kg | 1.1 | 0.62 | 1 |
| Ethylbenzene | 0.37 | J | ug/kg | 1.1 | 0.16 | 1 |
| Chloromethane | ND | | ug/kg | 4.6 | 1.1 | 1 |
| Bromomethane | ND | | ug/kg | 2.3 | 0.67 | 1 |
| Vinyl chloride | ND | | ug/kg | 1.1 | 0.38 | 1 |
| Chloroethane | ND | | ug/kg | 2.3 | 0.52 | 1 |
| 1,1-Dichloroethene | ND | | ug/kg | 1.1 | 0.27 | 1 |
| trans-1,2-Dichloroethene | ND | | ug/kg | 1.7 | 0.16 | 1 |

**Project Name:** 140 W MAIN ST **Lab Number:** L2160899

**Project Number:** 12166 **Report Date:** 11/29/21

## SAMPLE RESULTS

Lab ID: L2160899-05 Date Collected: 11/04/21 14:30

Client ID: SB-7 (2.5-3') Date Received: 11/04/21

Sample Location: PORT CHESTER, NY Field Prep: Not Specified

Sample Depth:

| Parameter | Result | Qualifier | Units | RL | MDL | Dilution Factor |
|---|---|---|---|---|---|---|
| Volatile Organics by EPA 5035 Low - Westborough Lab | | | | | | |
| Trichloroethene | ND | | ug/kg | 0.57 | 0.16 | 1 |
| 1,2-Dichlorobenzene | ND | | ug/kg | 2.3 | 0.16 | 1 |
| 1,3-Dichlorobenzene | ND | | ug/kg | 2.3 | 0.17 | 1 |
| 1,4-Dichlorobenzene | ND | | ug/kg | 2.3 | 0.20 | 1 |
| Methyl tert butyl ether | ND | | ug/kg | 2.3 | 0.23 | 1 |
| p/m-Xylene | ND | | ug/kg | 2.3 | 0.64 | 1 |
| o-Xylene | ND | | ug/kg | 1.1 | 0.33 | 1 |
| Xylenes, Total | ND | | ug/kg | 1.1 | 0.33 | 1 |
| cis-1,2-Dichloroethene | ND | | ug/kg | 1.1 | 0.20 | 1 |
| 1,2-Dichloroethene, Total | ND | | ug/kg | 1.1 | 0.16 | 1 |
| Dibromomethane | ND | | ug/kg | 2.3 | 0.27 | 1 |
| Styrene | ND | | ug/kg | 1.1 | 0.22 | 1 |
| Dichlorodifluoromethane | ND | | ug/kg | 11 | 1.0 | 1 |
| Acetone | ND | | ug/kg | 11 | 5.5 | 1 |
| Carbon disulfide | ND | | ug/kg | 11 | 5.2 | 1 |
| 2-Butanone | ND | | ug/kg | 11 | 2.5 | 1 |
| Vinyl acetate | ND | | ug/kg | 11 | 2.5 | 1 |
| 4-Methyl-2-pentanone | ND | | ug/kg | 11 | 1.5 | 1 |
| 1,2,3-Trichloropropane | ND | | ug/kg | 2.3 | 0.14 | 1 |
| 2-Hexanone | ND | | ug/kg | 11 | 1.4 | 1 |
| Bromochloromethane | ND | | ug/kg | 2.3 | 0.24 | 1 |
| 2,2-Dichloropropane | ND | | ug/kg | 2.3 | 0.23 | 1 |
| 1,2-Dibromoethane | ND | | ug/kg | 1.1 | 0.32 | 1 |
| 1,3-Dichloropropane | ND | | ug/kg | 2.3 | 0.19 | 1 |
| 1,1,1,2-Tetrachloroethane | ND | | ug/kg | 0.57 | 0.15 | 1 |
| Bromobenzene | ND | | ug/kg | 2.3 | 0.17 | 1 |
| n-Butylbenzene | ND | | ug/kg | 1.1 | 0.19 | 1 |
| sec-Butylbenzene | ND | | ug/kg | 1.1 | 0.17 | 1 |
| tert-Butylbenzene | ND | | ug/kg | 2.3 | 0.14 | 1 |
| o-Chlorotoluene | ND | | ug/kg | 2.3 | 0.22 | 1 |
| p-Chlorotoluene | ND | | ug/kg | 2.3 | 0.12 | 1 |
| 1,2-Dibromo-3-chloropropane | ND | | ug/kg | 3.4 | 1.1 | 1 |
| Hexachlorobutadiene | ND | | ug/kg | 4.6 | 0.19 | 1 |
| Isopropylbenzene | ND | | ug/kg | 1.1 | 0.12 | 1 |
| p-Isopropyltoluene | ND | | ug/kg | 1.1 | 0.12 | 1 |
| Naphthalene | ND | | ug/kg | 4.6 | 0.74 | 1 |
| Acrylonitrile | ND | | ug/kg | 4.6 | 1.3 | 1 |

**Project Name:** 140 W MAIN ST **Lab Number:** L2160899

**Project Number:** 12166 **Report Date:** 11/29/21

## SAMPLE RESULTS

Lab ID: L2160899-05 Date Collected: 11/04/21 14:30

Client ID: SB-7 (2.5-3') Date Received: 11/04/21

Sample Location: PORT CHESTER, NY Field Prep: Not Specified

Sample Depth:

| Parameter | Result | Qualifier | Units | RL | MDL | Dilution Factor |
|---|---|---|---|---|---|---|
| **Volatile Organics by EPA 5035 Low - Westborough Lab** | | | | | | |
| n-Propylbenzene | ND | | ug/kg | 1.1 | 0.20 | 1 |
| 1,2,3-Trichlorobenzene | ND | | ug/kg | 2.3 | 0.37 | 1 |
| 1,2,4-Trichlorobenzene | ND | | ug/kg | 2.3 | 0.31 | 1 |
| 1,3,5-Trimethylbenzene | ND | | ug/kg | 2.3 | 0.22 | 1 |
| 1,2,4-Trimethylbenzene | ND | | ug/kg | 2.3 | 0.38 | 1 |
| 1,4-Dioxane | ND | | ug/kg | 92 | 40. | 1 |
| p-Diethylbenzene | ND | | ug/kg | 2.3 | 0.20 | 1 |
| p-Ethyltoluene | ND | | ug/kg | 2.3 | 0.44 | 1 |
| 1,2,4,5-Tetramethylbenzene | ND | | ug/kg | 2.3 | 0.22 | 1 |
| Ethyl ether | ND | | ug/kg | 2.3 | 0.39 | 1 |
| trans-1,4-Dichloro-2-butene | ND | | ug/kg | 5.7 | 1.6 | 1 |

| Tentatively Identified Compounds | | | | |
|---|---|---|---|---|
| Total TIC Compounds | 8.46 | J | ug/kg | 1 |
| Unknown | 5.82 | J | ug/kg | 1 |
| Unknown | 2.64 | J | ug/kg | 1 |

| Surrogate | % Recovery | Qualifier | Acceptance Criteria |
|---|---|---|---|
| 1,2-Dichloroethane-d4 | 99 | | 70-130 |
| Toluene-d8 | 99 | | 70-130 |
| 4-Bromofluorobenzene | 100 | | 70-130 |
| Dibromofluoromethane | 97 | | 70-130 |

**Project Name:** 140 W MAIN ST **Lab Number:** L2160899

**Project Number:** 12166 **Report Date:** 11/29/21

## SAMPLE RESULTS

Lab ID: L2160899-06
Client ID: SB-8 (2.5-3')
Sample Location: PORT CHESTER, NY

Date Collected: 11/04/21 14:40
Date Received: 11/04/21
Field Prep: Not Specified

Sample Depth:
Matrix: Soil
Analytical Method: 1,8260C
Analytical Date: 11/11/21 11:09
Analyst: MKS
Percent Solids: 85%

| Parameter | Result | Qualifier | Units | RL | MDL | Dilution Factor |
|---|---|---|---|---|---|---|
| **Volatile Organics by EPA 5035 Low - Westborough Lab** | | | | | | |
| Methylene chloride | ND | | ug/kg | 5.5 | 2.5 | 1 |
| 1,1-Dichloroethane | ND | | ug/kg | 1.1 | 0.16 | 1 |
| Chloroform | ND | | ug/kg | 1.6 | 0.15 | 1 |
| Carbon tetrachloride | ND | | ug/kg | 1.1 | 0.25 | 1 |
| 1,2-Dichloropropane | ND | | ug/kg | 1.1 | 0.14 | 1 |
| Dibromochloromethane | ND | | ug/kg | 1.1 | 0.15 | 1 |
| 1,1,2-Trichloroethane | ND | | ug/kg | 1.1 | 0.29 | 1 |
| Tetrachloroethene | ND | | ug/kg | 0.55 | 0.22 | 1 |
| Chlorobenzene | ND | | ug/kg | 0.55 | 0.14 | 1 |
| Trichlorofluoromethane | ND | | ug/kg | 4.4 | 0.76 | 1 |
| 1,2-Dichloroethane | ND | | ug/kg | 1.1 | 0.28 | 1 |
| 1,1,1-Trichloroethane | ND | | ug/kg | 0.55 | 0.18 | 1 |
| Bromodichloromethane | ND | | ug/kg | 0.55 | 0.12 | 1 |
| trans-1,3-Dichloropropene | ND | | ug/kg | 1.1 | 0.30 | 1 |
| cis-1,3-Dichloropropene | ND | | ug/kg | 0.55 | 0.17 | 1 |
| 1,3-Dichloropropene, Total | ND | | ug/kg | 0.55 | 0.17 | 1 |
| 1,1-Dichloropropene | ND | | ug/kg | 0.55 | 0.17 | 1 |
| Bromoform | ND | | ug/kg | 4.4 | 0.27 | 1 |
| 1,1,2,2-Tetrachloroethane | ND | | ug/kg | 0.55 | 0.18 | 1 |
| Benzene | ND | | ug/kg | 0.55 | 0.18 | 1 |
| Toluene | ND | | ug/kg | 1.1 | 0.60 | 1 |
| Ethylbenzene | 0.21 | J | ug/kg | 1.1 | 0.16 | 1 |
| Chloromethane | ND | | ug/kg | 4.4 | 1.0 | 1 |
| Bromomethane | ND | | ug/kg | 2.2 | 0.64 | 1 |
| Vinyl chloride | ND | | ug/kg | 1.1 | 0.37 | 1 |
| Chloroethane | ND | | ug/kg | 2.2 | 0.50 | 1 |
| 1,1-Dichloroethene | ND | | ug/kg | 1.1 | 0.26 | 1 |
| trans-1,2-Dichloroethene | ND | | ug/kg | 1.6 | 0.15 | 1 |

**Project Name:** 140 W MAIN ST **Lab Number:** L2160899

**Project Number:** 12166 **Report Date:** 11/29/21

## SAMPLE RESULTS

Lab ID: L2160899-06 Date Collected: 11/04/21 14:40

Client ID: SB-8 (2.5-3') Date Received: 11/04/21

Sample Location: PORT CHESTER, NY Field Prep: Not Specified

Sample Depth:

| Parameter | Result | Qualifier | Units | RL | MDL | Dilution Factor |
|---|---|---|---|---|---|---|
| Volatile Organics by EPA 5035 Low - Westborough Lab | | | | | | |
| Trichloroethene | ND | | ug/kg | 0.55 | 0.15 | 1 |
| 1,2-Dichlorobenzene | ND | | ug/kg | 2.2 | 0.16 | 1 |
| 1,3-Dichlorobenzene | ND | | ug/kg | 2.2 | 0.16 | 1 |
| 1,4-Dichlorobenzene | ND | | ug/kg | 2.2 | 0.19 | 1 |
| Methyl tert butyl ether | ND | | ug/kg | 2.2 | 0.22 | 1 |
| p/m-Xylene | ND | | ug/kg | 2.2 | 0.62 | 1 |
| o-Xylene | ND | | ug/kg | 1.1 | 0.32 | 1 |
| Xylenes, Total | ND | | ug/kg | 1.1 | 0.32 | 1 |
| cis-1,2-Dichloroethene | ND | | ug/kg | 1.1 | 0.19 | 1 |
| 1,2-Dichloroethene, Total | ND | | ug/kg | 1.1 | 0.15 | 1 |
| Dibromomethane | ND | | ug/kg | 2.2 | 0.26 | 1 |
| Styrene | ND | | ug/kg | 1.1 | 0.22 | 1 |
| Dichlorodifluoromethane | ND | | ug/kg | 11 | 1.0 | 1 |
| Acetone | ND | | ug/kg | 11 | 5.3 | 1 |
| Carbon disulfide | ND | | ug/kg | 11 | 5.0 | 1 |
| 2-Butanone | ND | | ug/kg | 11 | 2.4 | 1 |
| Vinyl acetate | ND | | ug/kg | 11 | 2.4 | 1 |
| 4-Methyl-2-pentanone | ND | | ug/kg | 11 | 1.4 | 1 |
| 1,2,3-Trichloropropane | ND | | ug/kg | 2.2 | 0.14 | 1 |
| 2-Hexanone | ND | | ug/kg | 11 | 1.3 | 1 |
| Bromochloromethane | ND | | ug/kg | 2.2 | 0.22 | 1 |
| 2,2-Dichloropropane | ND | | ug/kg | 2.2 | 0.22 | 1 |
| 1,2-Dibromoethane | ND | | ug/kg | 1.1 | 0.31 | 1 |
| 1,3-Dichloropropane | ND | | ug/kg | 2.2 | 0.18 | 1 |
| 1,1,1,2-Tetrachloroethane | ND | | ug/kg | 0.55 | 0.14 | 1 |
| Bromobenzene | ND | | ug/kg | 2.2 | 0.16 | 1 |
| n-Butylbenzene | ND | | ug/kg | 1.1 | 0.18 | 1 |
| sec-Butylbenzene | ND | | ug/kg | 1.1 | 0.16 | 1 |
| tert-Butylbenzene | ND | | ug/kg | 2.2 | 0.13 | 1 |
| o-Chlorotoluene | ND | | ug/kg | 2.2 | 0.21 | 1 |
| p-Chlorotoluene | ND | | ug/kg | 2.2 | 0.12 | 1 |
| 1,2-Dibromo-3-chloropropane | ND | | ug/kg | 3.3 | 1.1 | 1 |
| Hexachlorobutadiene | ND | | ug/kg | 4.4 | 0.18 | 1 |
| Isopropylbenzene | ND | | ug/kg | 1.1 | 0.12 | 1 |
| p-Isopropyltoluene | ND | | ug/kg | 1.1 | 0.12 | 1 |
| Naphthalene | ND | | ug/kg | 4.4 | 0.71 | 1 |
| Acrylonitrile | ND | | ug/kg | 4.4 | 1.3 | 1 |

**Project Name:** 140 W MAIN ST **Lab Number:** L2160899

**Project Number:** 12166 **Report Date:** 11/29/21

## SAMPLE RESULTS

Lab ID: L2160899-06 Date Collected: 11/04/21 14:40

Client ID: SB-8 (2.5-3') Date Received: 11/04/21

Sample Location: PORT CHESTER, NY Field Prep: Not Specified

Sample Depth:

| Parameter | Result | Qualifier | Units | RL | MDL | Dilution Factor |
|---|---|---|---|---|---|---|
| **Volatile Organics by EPA 5035 Low - Westborough Lab** | | | | | | |
| n-Propylbenzene | ND | | ug/kg | 1.1 | 0.19 | 1 |
| 1,2,3-Trichlorobenzene | ND | | ug/kg | 2.2 | 0.35 | 1 |
| 1,2,4-Trichlorobenzene | ND | | ug/kg | 2.2 | 0.30 | 1 |
| 1,3,5-Trimethylbenzene | ND | | ug/kg | 2.2 | 0.21 | 1 |
| 1,2,4-Trimethylbenzene | ND | | ug/kg | 2.2 | 0.37 | 1 |
| 1,4-Dioxane | ND | | ug/kg | 88 | 38. | 1 |
| p-Diethylbenzene | ND | | ug/kg | 2.2 | 0.19 | 1 |
| p-Ethyltoluene | ND | | ug/kg | 2.2 | 0.42 | 1 |
| 1,2,4,5-Tetramethylbenzene | ND | | ug/kg | 2.2 | 0.21 | 1 |
| Ethyl ether | ND | | ug/kg | 2.2 | 0.37 | 1 |
| trans-1,4-Dichloro-2-butene | ND | | ug/kg | 5.5 | 1.6 | 1 |

| Tentatively Identified Compounds | | | | |
|---|---|---|---|---|
| Total TIC Compounds | 8.00 | J | ug/kg | 1 |
| Unknown | 5.45 | J | ug/kg | 1 |
| Unknown | 2.55 | J | ug/kg | 1 |

| Surrogate | % Recovery | Qualifier | Acceptance Criteria |
|---|---|---|---|
| 1,2-Dichloroethane-d4 | 99 | | 70-130 |
| Toluene-d8 | 98 | | 70-130 |
| 4-Bromofluorobenzene | 99 | | 70-130 |
| Dibromofluoromethane | 96 | | 70-130 |

**Project Name:** 140 W MAIN ST **Lab Number:** L2160899

**Project Number:** 12166 **Report Date:** 11/29/21

## SAMPLE RESULTS

Lab ID: L2160899-07
Client ID: SB-9 (3-3.5')
Sample Location: PORT CHESTER, NY

Date Collected: 11/04/21 15:00
Date Received: 11/04/21
Field Prep: Not Specified

Sample Depth:
Matrix: Soil
Analytical Method: 1,8260C
Analytical Date: 11/11/21 11:30
Analyst: MKS
Percent Solids: 87%

| Parameter | Result | Qualifier | Units | RL | MDL | Dilution Factor |
|---|---|---|---|---|---|---|
| **Volatile Organics by EPA 5035 Low - Westborough Lab** | | | | | | |
| Methylene chloride | ND | | ug/kg | 5.3 | 2.4 | 1 |
| 1,1-Dichloroethane | ND | | ug/kg | 1.1 | 0.16 | 1 |
| Chloroform | ND | | ug/kg | 1.6 | 0.15 | 1 |
| Carbon tetrachloride | ND | | ug/kg | 1.1 | 0.24 | 1 |
| 1,2-Dichloropropane | ND | | ug/kg | 1.1 | 0.13 | 1 |
| Dibromochloromethane | ND | | ug/kg | 1.1 | 0.15 | 1 |
| 1,1,2-Trichloroethane | ND | | ug/kg | 1.1 | 0.28 | 1 |
| Tetrachloroethene | ND | | ug/kg | 0.53 | 0.21 | 1 |
| Chlorobenzene | ND | | ug/kg | 0.53 | 0.14 | 1 |
| Trichlorofluoromethane | ND | | ug/kg | 4.3 | 0.74 | 1 |
| 1,2-Dichloroethane | ND | | ug/kg | 1.1 | 0.27 | 1 |
| 1,1,1-Trichloroethane | ND | | ug/kg | 0.53 | 0.18 | 1 |
| Bromodichloromethane | ND | | ug/kg | 0.53 | 0.12 | 1 |
| trans-1,3-Dichloropropene | ND | | ug/kg | 1.1 | 0.29 | 1 |
| cis-1,3-Dichloropropene | ND | | ug/kg | 0.53 | 0.17 | 1 |
| 1,3-Dichloropropene, Total | ND | | ug/kg | 0.53 | 0.17 | 1 |
| 1,1-Dichloropropene | ND | | ug/kg | 0.53 | 0.17 | 1 |
| Bromoform | ND | | ug/kg | 4.3 | 0.26 | 1 |
| 1,1,2,2-Tetrachloroethane | ND | | ug/kg | 0.53 | 0.18 | 1 |
| Benzene | ND | | ug/kg | 0.53 | 0.18 | 1 |
| Toluene | ND | | ug/kg | 1.1 | 0.58 | 1 |
| Ethylbenzene | 0.19 | J | ug/kg | 1.1 | 0.15 | 1 |
| Chloromethane | ND | | ug/kg | 4.3 | 1.0 | 1 |
| Bromomethane | ND | | ug/kg | 2.1 | 0.62 | 1 |
| Vinyl chloride | ND | | ug/kg | 1.1 | 0.36 | 1 |
| Chloroethane | ND | | ug/kg | 2.1 | 0.48 | 1 |
| 1,1-Dichloroethene | ND | | ug/kg | 1.1 | 0.25 | 1 |
| trans-1,2-Dichloroethene | ND | | ug/kg | 1.6 | 0.15 | 1 |

**Project Name:** 140 W MAIN ST **Lab Number:** L2160899

**Project Number:** 12166 **Report Date:** 11/29/21

## SAMPLE RESULTS

Lab ID: L2160899-07 Date Collected: 11/04/21 15:00

Client ID: SB-9 (3-3.5') Date Received: 11/04/21

Sample Location: PORT CHESTER, NY Field Prep: Not Specified

Sample Depth:

| Parameter | Result | Qualifier | Units | RL | MDL | Dilution Factor |
|---|---|---|---|---|---|---|
| Volatile Organics by EPA 5035 Low - Westborough Lab | | | | | | |
| Trichloroethene | ND | | ug/kg | 0.53 | 0.15 | 1 |
| 1,2-Dichlorobenzene | ND | | ug/kg | 2.1 | 0.15 | 1 |
| 1,3-Dichlorobenzene | ND | | ug/kg | 2.1 | 0.16 | 1 |
| 1,4-Dichlorobenzene | ND | | ug/kg | 2.1 | 0.18 | 1 |
| Methyl tert butyl ether | ND | | ug/kg | 2.1 | 0.21 | 1 |
| p/m-Xylene | ND | | ug/kg | 2.1 | 0.60 | 1 |
| o-Xylene | ND | | ug/kg | 1.1 | 0.31 | 1 |
| Xylenes, Total | ND | | ug/kg | 1.1 | 0.31 | 1 |
| cis-1,2-Dichloroethene | ND | | ug/kg | 1.1 | 0.19 | 1 |
| 1,2-Dichloroethene, Total | ND | | ug/kg | 1.1 | 0.15 | 1 |
| Dibromomethane | ND | | ug/kg | 2.1 | 0.25 | 1 |
| Styrene | ND | | ug/kg | 1.1 | 0.21 | 1 |
| Dichlorodifluoromethane | ND | | ug/kg | 11 | 0.98 | 1 |
| Acetone | ND | | ug/kg | 11 | 5.1 | 1 |
| Carbon disulfide | ND | | ug/kg | 11 | 4.9 | 1 |
| 2-Butanone | ND | | ug/kg | 11 | 2.4 | 1 |
| Vinyl acetate | ND | | ug/kg | 11 | 2.3 | 1 |
| 4-Methyl-2-pentanone | ND | | ug/kg | 11 | 1.4 | 1 |
| 1,2,3-Trichloropropane | ND | | ug/kg | 2.1 | 0.14 | 1 |
| 2-Hexanone | ND | | ug/kg | 11 | 1.3 | 1 |
| Bromochloromethane | ND | | ug/kg | 2.1 | 0.22 | 1 |
| 2,2-Dichloropropane | ND | | ug/kg | 2.1 | 0.22 | 1 |
| 1,2-Dibromoethane | ND | | ug/kg | 1.1 | 0.30 | 1 |
| 1,3-Dichloropropane | ND | | ug/kg | 2.1 | 0.18 | 1 |
| 1,1,1,2-Tetrachloroethane | ND | | ug/kg | 0.53 | 0.14 | 1 |
| Bromobenzene | ND | | ug/kg | 2.1 | 0.16 | 1 |
| n-Butylbenzene | ND | | ug/kg | 1.1 | 0.18 | 1 |
| sec-Butylbenzene | ND | | ug/kg | 1.1 | 0.16 | 1 |
| tert-Butylbenzene | ND | | ug/kg | 2.1 | 0.13 | 1 |
| o-Chlorotoluene | ND | | ug/kg | 2.1 | 0.20 | 1 |
| p-Chlorotoluene | ND | | ug/kg | 2.1 | 0.12 | 1 |
| 1,2-Dibromo-3-chloropropane | ND | | ug/kg | 3.2 | 1.1 | 1 |
| Hexachlorobutadiene | ND | | ug/kg | 4.3 | 0.18 | 1 |
| Isopropylbenzene | ND | | ug/kg | 1.1 | 0.12 | 1 |
| p-Isopropyltoluene | ND | | ug/kg | 1.1 | 0.12 | 1 |
| Naphthalene | ND | | ug/kg | 4.3 | 0.69 | 1 |
| Acrylonitrile | ND | | ug/kg | 4.3 | 1.2 | 1 |

**Project Name:** 140 W MAIN ST **Lab Number:** L2160899

**Project Number:** 12166 **Report Date:** 11/29/21

## SAMPLE RESULTS

Lab ID: L2160899-07 Date Collected: 11/04/21 15:00

Client ID: SB-9 (3-3.5') Date Received: 11/04/21

Sample Location: PORT CHESTER, NY Field Prep: Not Specified

Sample Depth:

| Parameter | Result | Qualifier | Units | RL | MDL | Dilution Factor |
|---|---|---|---|---|---|---|
| **Volatile Organics by EPA 5035 Low - Westborough Lab** | | | | | | |
| n-Propylbenzene | ND | | ug/kg | 1.1 | 0.18 | 1 |
| 1,2,3-Trichlorobenzene | ND | | ug/kg | 2.1 | 0.34 | 1 |
| 1,2,4-Trichlorobenzene | ND | | ug/kg | 2.1 | 0.29 | 1 |
| 1,3,5-Trimethylbenzene | ND | | ug/kg | 2.1 | 0.21 | 1 |
| 1,2,4-Trimethylbenzene | ND | | ug/kg | 2.1 | 0.36 | 1 |
| 1,4-Dioxane | ND | | ug/kg | 86 | 38. | 1 |
| p-Diethylbenzene | ND | | ug/kg | 2.1 | 0.19 | 1 |
| p-Ethyltoluene | ND | | ug/kg | 2.1 | 0.41 | 1 |
| 1,2,4,5-Tetramethylbenzene | ND | | ug/kg | 2.1 | 0.20 | 1 |
| Ethyl ether | ND | | ug/kg | 2.1 | 0.36 | 1 |
| trans-1,4-Dichloro-2-butene | ND | | ug/kg | 5.3 | 1.5 | 1 |

| Tentatively Identified Compounds | | | | |
|---|---|---|---|---|
| Total TIC Compounds | 7.75 | J | ug/kg | 1 |
| Unknown | 5.43 | J | ug/kg | 1 |
| Unknown | 2.32 | J | ug/kg | 1 |

| Surrogate | % Recovery | Qualifier | Acceptance Criteria |
|---|---|---|---|
| 1,2-Dichloroethane-d4 | 102 | | 70-130 |
| Toluene-d8 | 99 | | 70-130 |
| 4-Bromofluorobenzene | 101 | | 70-130 |
| Dibromofluoromethane | 96 | | 70-130 |

**Project Name:** 140 W MAIN ST **Lab Number:** L2160899

**Project Number:** 12166 **Report Date:** 11/29/21

## SAMPLE RESULTS

Lab ID: L2160899-08
Client ID: SB-10 (5.5-6')
Sample Location: PORT CHESTER, NY

Date Collected: 11/04/21 16:20
Date Received: 11/04/21
Field Prep: Not Specified

Sample Depth:
Matrix: Soil
Analytical Method: 1,8260C
Analytical Date: 11/11/21 11:50
Analyst: MKS
Percent Solids: 96%

| Parameter | Result | Qualifier | Units | RL | MDL | Dilution Factor |
|---|---|---|---|---|---|---|
| **Volatile Organics by EPA 5035 Low - Westborough Lab** | | | | | | |
| Methylene chloride | ND | | ug/kg | 6.0 | 2.8 | 1 |
| 1,1-Dichloroethane | ND | | ug/kg | 1.2 | 0.17 | 1 |
| Chloroform | ND | | ug/kg | 1.8 | 0.17 | 1 |
| Carbon tetrachloride | ND | | ug/kg | 1.2 | 0.28 | 1 |
| 1,2-Dichloropropane | ND | | ug/kg | 1.2 | 0.15 | 1 |
| Dibromochloromethane | ND | | ug/kg | 1.2 | 0.17 | 1 |
| 1,1,2-Trichloroethane | ND | | ug/kg | 1.2 | 0.32 | 1 |
| Tetrachloroethene | ND | | ug/kg | 0.60 | 0.24 | 1 |
| Chlorobenzene | ND | | ug/kg | 0.60 | 0.15 | 1 |
| Trichlorofluoromethane | ND | | ug/kg | 4.8 | 0.84 | 1 |
| 1,2-Dichloroethane | ND | | ug/kg | 1.2 | 0.31 | 1 |
| 1,1,1-Trichloroethane | ND | | ug/kg | 0.60 | 0.20 | 1 |
| Bromodichloromethane | ND | | ug/kg | 0.60 | 0.13 | 1 |
| trans-1,3-Dichloropropene | ND | | ug/kg | 1.2 | 0.33 | 1 |
| cis-1,3-Dichloropropene | ND | | ug/kg | 0.60 | 0.19 | 1 |
| 1,3-Dichloropropene, Total | ND | | ug/kg | 0.60 | 0.19 | 1 |
| 1,1-Dichloropropene | ND | | ug/kg | 0.60 | 0.19 | 1 |
| Bromoform | ND | | ug/kg | 4.8 | 0.30 | 1 |
| 1,1,2,2-Tetrachloroethane | ND | | ug/kg | 0.60 | 0.20 | 1 |
| Benzene | ND | | ug/kg | 0.60 | 0.20 | 1 |
| Toluene | ND | | ug/kg | 1.2 | 0.65 | 1 |
| Ethylbenzene | 0.17 | J | ug/kg | 1.2 | 0.17 | 1 |
| Chloromethane | ND | | ug/kg | 4.8 | 1.1 | 1 |
| Bromomethane | ND | | ug/kg | 2.4 | 0.70 | 1 |
| Vinyl chloride | ND | | ug/kg | 1.2 | 0.40 | 1 |
| Chloroethane | ND | | ug/kg | 2.4 | 0.54 | 1 |
| 1,1-Dichloroethene | ND | | ug/kg | 1.2 | 0.29 | 1 |
| trans-1,2-Dichloroethene | ND | | ug/kg | 1.8 | 0.16 | 1 |

**Project Name:** 140 W MAIN ST **Lab Number:** L2160899

**Project Number:** 12166 **Report Date:** 11/29/21

## SAMPLE RESULTS

Lab ID: L2160899-08 Date Collected: 11/04/21 16:20

Client ID: SB-10 (5.5-6') Date Received: 11/04/21

Sample Location: PORT CHESTER, NY Field Prep: Not Specified

Sample Depth:

| Parameter | Result | Qualifier | Units | RL | MDL | Dilution Factor |
|---|---|---|---|---|---|---|
| Volatile Organics by EPA 5035 Low - Westborough Lab | | | | | | |
| Trichloroethene | ND | | ug/kg | 0.60 | 0.16 | 1 |
| 1,2-Dichlorobenzene | ND | | ug/kg | 2.4 | 0.17 | 1 |
| 1,3-Dichlorobenzene | ND | | ug/kg | 2.4 | 0.18 | 1 |
| 1,4-Dichlorobenzene | ND | | ug/kg | 2.4 | 0.20 | 1 |
| Methyl tert butyl ether | ND | | ug/kg | 2.4 | 0.24 | 1 |
| p/m-Xylene | ND | | ug/kg | 2.4 | 0.67 | 1 |
| o-Xylene | ND | | ug/kg | 1.2 | 0.35 | 1 |
| Xylenes, Total | ND | | ug/kg | 1.2 | 0.35 | 1 |
| cis-1,2-Dichloroethene | ND | | ug/kg | 1.2 | 0.21 | 1 |
| 1,2-Dichloroethene, Total | ND | | ug/kg | 1.2 | 0.16 | 1 |
| Dibromomethane | ND | | ug/kg | 2.4 | 0.29 | 1 |
| Styrene | ND | | ug/kg | 1.2 | 0.24 | 1 |
| Dichlorodifluoromethane | ND | | ug/kg | 12 | 1.1 | 1 |
| Acetone | ND | | ug/kg | 12 | 5.8 | 1 |
| Carbon disulfide | ND | | ug/kg | 12 | 5.5 | 1 |
| 2-Butanone | ND | | ug/kg | 12 | 2.7 | 1 |
| Vinyl acetate | ND | | ug/kg | 12 | 2.6 | 1 |
| 4-Methyl-2-pentanone | ND | | ug/kg | 12 | 1.5 | 1 |
| 1,2,3-Trichloropropane | ND | | ug/kg | 2.4 | 0.15 | 1 |
| 2-Hexanone | ND | | ug/kg | 12 | 1.4 | 1 |
| Bromochloromethane | ND | | ug/kg | 2.4 | 0.25 | 1 |
| 2,2-Dichloropropane | ND | | ug/kg | 2.4 | 0.24 | 1 |
| 1,2-Dibromoethane | ND | | ug/kg | 1.2 | 0.34 | 1 |
| 1,3-Dichloropropane | ND | | ug/kg | 2.4 | 0.20 | 1 |
| 1,1,1,2-Tetrachloroethane | ND | | ug/kg | 0.60 | 0.16 | 1 |
| Bromobenzene | ND | | ug/kg | 2.4 | 0.17 | 1 |
| n-Butylbenzene | ND | | ug/kg | 1.2 | 0.20 | 1 |
| sec-Butylbenzene | ND | | ug/kg | 1.2 | 0.18 | 1 |
| tert-Butylbenzene | ND | | ug/kg | 2.4 | 0.14 | 1 |
| o-Chlorotoluene | ND | | ug/kg | 2.4 | 0.23 | 1 |
| p-Chlorotoluene | ND | | ug/kg | 2.4 | 0.13 | 1 |
| 1,2-Dibromo-3-chloropropane | ND | | ug/kg | 3.6 | 1.2 | 1 |
| Hexachlorobutadiene | ND | | ug/kg | 4.8 | 0.20 | 1 |
| Isopropylbenzene | ND | | ug/kg | 1.2 | 0.13 | 1 |
| p-Isopropyltoluene | ND | | ug/kg | 1.2 | 0.13 | 1 |
| Naphthalene | ND | | ug/kg | 4.8 | 0.78 | 1 |
| Acrylonitrile | ND | | ug/kg | 4.8 | 1.4 | 1 |

**Project Name:** 140 W MAIN ST **Lab Number:** L2160899

**Project Number:** 12166 **Report Date:** 11/29/21

## SAMPLE RESULTS

Lab ID: L2160899-08 Date Collected: 11/04/21 16:20

Client ID: SB-10 (5.5-6') Date Received: 11/04/21

Sample Location: PORT CHESTER, NY Field Prep: Not Specified

Sample Depth:

| Parameter | Result | Qualifier | Units | RL | MDL | Dilution Factor |
|---|---|---|---|---|---|---|
| **Volatile Organics by EPA 5035 Low - Westborough Lab** | | | | | | |
| n-Propylbenzene | ND | | ug/kg | 1.2 | 0.20 | 1 |
| 1,2,3-Trichlorobenzene | ND | | ug/kg | 2.4 | 0.39 | 1 |
| 1,2,4-Trichlorobenzene | ND | | ug/kg | 2.4 | 0.33 | 1 |
| 1,3,5-Trimethylbenzene | ND | | ug/kg | 2.4 | 0.23 | 1 |
| 1,2,4-Trimethylbenzene | ND | | ug/kg | 2.4 | 0.40 | 1 |
| 1,4-Dioxane | ND | | ug/kg | 96 | 42. | 1 |
| p-Diethylbenzene | ND | | ug/kg | 2.4 | 0.21 | 1 |
| p-Ethyltoluene | ND | | ug/kg | 2.4 | 0.46 | 1 |
| 1,2,4,5-Tetramethylbenzene | ND | | ug/kg | 2.4 | 0.23 | 1 |
| Ethyl ether | ND | | ug/kg | 2.4 | 0.41 | 1 |
| trans-1,4-Dichloro-2-butene | ND | | ug/kg | 6.0 | 1.7 | 1 |

Tentatively Identified Compounds

| | | | | |
|---|---|---|---|---|
| Total TIC Compounds | 6.28 | J | ug/kg | 1 |
| Unknown | 6.28 | J | ug/kg | 1 |

| Surrogate | % Recovery | Qualifier | Acceptance Criteria |
|---|---|---|---|
| 1,2-Dichloroethane-d4 | 99 | | 70-130 |
| Toluene-d8 | 99 | | 70-130 |
| 4-Bromofluorobenzene | 103 | | 70-130 |
| Dibromofluoromethane | 96 | | 70-130 |

**Project Name:** 140 W MAIN ST **Lab Number:** L2160899

**Project Number:** 12166 **Report Date:** 11/29/21

# Method Blank Analysis
## Batch Quality Control

Analytical Method: 1,8260C
Analytical Date: 11/09/21 08:37
Analyst: PD

| Parameter | Result | Qualifier | Units | RL | MDL |
|---|---|---|---|---|---|
| Volatile Organics by GC/MS - Westborough Lab for sample(s): 03 Batch: WG1569580-5 | | | | | |
| Methylene chloride | ND | | ug/l | 2.5 | 0.70 |
| 1,1-Dichloroethane | ND | | ug/l | 2.5 | 0.70 |
| Chloroform | ND | | ug/l | 2.5 | 0.70 |
| Carbon tetrachloride | ND | | ug/l | 0.50 | 0.13 |
| 1,2-Dichloropropane | ND | | ug/l | 1.0 | 0.14 |
| Dibromochloromethane | ND | | ug/l | 0.50 | 0.15 |
| 1,1,2-Trichloroethane | ND | | ug/l | 1.5 | 0.50 |
| Tetrachloroethene | ND | | ug/l | 0.50 | 0.18 |
| Chlorobenzene | ND | | ug/l | 2.5 | 0.70 |
| Trichlorofluoromethane | ND | | ug/l | 2.5 | 0.70 |
| 1,2-Dichloroethane | ND | | ug/l | 0.50 | 0.13 |
| 1,1,1-Trichloroethane | ND | | ug/l | 2.5 | 0.70 |
| Bromodichloromethane | ND | | ug/l | 0.50 | 0.19 |
| trans-1,3-Dichloropropene | ND | | ug/l | 0.50 | 0.16 |
| cis-1,3-Dichloropropene | ND | | ug/l | 0.50 | 0.14 |
| 1,3-Dichloropropene, Total | ND | | ug/l | 0.50 | 0.14 |
| 1,1-Dichloropropene | ND | | ug/l | 2.5 | 0.70 |
| Bromoform | ND | | ug/l | 2.0 | 0.65 |
| 1,1,2,2-Tetrachloroethane | ND | | ug/l | 0.50 | 0.17 |
| Benzene | ND | | ug/l | 0.50 | 0.16 |
| Toluene | ND | | ug/l | 2.5 | 0.70 |
| Ethylbenzene | ND | | ug/l | 2.5 | 0.70 |
| Chloromethane | ND | | ug/l | 2.5 | 0.70 |
| Bromomethane | ND | | ug/l | 2.5 | 0.70 |
| Vinyl chloride | ND | | ug/l | 1.0 | 0.07 |
| Chloroethane | ND | | ug/l | 2.5 | 0.70 |
| 1,1-Dichloroethene | ND | | ug/l | 0.50 | 0.17 |
| trans-1,2-Dichloroethene | ND | | ug/l | 2.5 | 0.70 |
| Trichloroethene | ND | | ug/l | 0.50 | 0.18 |

**Project Name:** 140 W MAIN ST
**Project Number:** 12166
**Lab Number:** L2160899
**Report Date:** 11/29/21

# Method Blank Analysis
## Batch Quality Control

Analytical Method: 1,8260C
Analytical Date: 11/09/21 08:37
Analyst: PD

| Parameter | Result | Qualifier | Units | RL | MDL |
|---|---|---|---|---|---|
| Volatile Organics by GC/MS - Westborough Lab for sample(s): 03 Batch: WG1569580-5 | | | | | |
| 1,2-Dichlorobenzene | ND | | ug/l | 2.5 | 0.70 |
| 1,3-Dichlorobenzene | ND | | ug/l | 2.5 | 0.70 |
| 1,4-Dichlorobenzene | ND | | ug/l | 2.5 | 0.70 |
| Methyl tert butyl ether | ND | | ug/l | 2.5 | 0.70 |
| p/m-Xylene | ND | | ug/l | 2.5 | 0.70 |
| o-Xylene | ND | | ug/l | 2.5 | 0.70 |
| Xylenes, Total | ND | | ug/l | 2.5 | 0.70 |
| cis-1,2-Dichloroethene | ND | | ug/l | 2.5 | 0.70 |
| 1,2-Dichloroethene, Total | ND | | ug/l | 2.5 | 0.70 |
| Dibromomethane | ND | | ug/l | 5.0 | 1.0 |
| 1,2,3-Trichloropropane | ND | | ug/l | 2.5 | 0.70 |
| Acrylonitrile | ND | | ug/l | 5.0 | 1.5 |
| Styrene | ND | | ug/l | 2.5 | 0.70 |
| Dichlorodifluoromethane | ND | | ug/l | 5.0 | 1.0 |
| Acetone | ND | | ug/l | 5.0 | 1.5 |
| Carbon disulfide | ND | | ug/l | 5.0 | 1.0 |
| 2-Butanone | ND | | ug/l | 5.0 | 1.9 |
| Vinyl acetate | ND | | ug/l | 5.0 | 1.0 |
| 4-Methyl-2-pentanone | ND | | ug/l | 5.0 | 1.0 |
| 2-Hexanone | ND | | ug/l | 5.0 | 1.0 |
| Bromochloromethane | ND | | ug/l | 2.5 | 0.70 |
| 2,2-Dichloropropane | ND | | ug/l | 2.5 | 0.70 |
| 1,2-Dibromoethane | ND | | ug/l | 2.0 | 0.65 |
| 1,3-Dichloropropane | ND | | ug/l | 2.5 | 0.70 |
| 1,1,1,2-Tetrachloroethane | ND | | ug/l | 2.5 | 0.70 |
| Bromobenzene | ND | | ug/l | 2.5 | 0.70 |
| n-Butylbenzene | ND | | ug/l | 2.5 | 0.70 |
| sec-Butylbenzene | ND | | ug/l | 2.5 | 0.70 |
| tert-Butylbenzene | ND | | ug/l | 2.5 | 0.70 |

**Project Name:** 140 W MAIN ST **Lab Number:** L2160899

**Project Number:** 12166 **Report Date:** 11/29/21

# Method Blank Analysis
## Batch Quality Control

Analytical Method: 1,8260C
Analytical Date: 11/09/21 08:37
Analyst: PD

| Parameter | Result | Qualifier | Units | RL | MDL |
|---|---|---|---|---|---|
| Volatile Organics by GC/MS - Westborough Lab for sample(s): 03 Batch: WG1569580-5 | | | | | |
| o-Chlorotoluene | ND | | ug/l | 2.5 | 0.70 |
| p-Chlorotoluene | ND | | ug/l | 2.5 | 0.70 |
| 1,2-Dibromo-3-chloropropane | ND | | ug/l | 2.5 | 0.70 |
| Hexachlorobutadiene | ND | | ug/l | 2.5 | 0.70 |
| Isopropylbenzene | ND | | ug/l | 2.5 | 0.70 |
| p-Isopropyltoluene | ND | | ug/l | 2.5 | 0.70 |
| Naphthalene | ND | | ug/l | 2.5 | 0.70 |
| n-Propylbenzene | ND | | ug/l | 2.5 | 0.70 |
| 1,2,3-Trichlorobenzene | ND | | ug/l | 2.5 | 0.70 |
| 1,2,4-Trichlorobenzene | ND | | ug/l | 2.5 | 0.70 |
| 1,3,5-Trimethylbenzene | ND | | ug/l | 2.5 | 0.70 |
| 1,2,4-Trimethylbenzene | ND | | ug/l | 2.5 | 0.70 |
| 1,4-Dioxane | ND | | ug/l | 250 | 61. |
| p-Diethylbenzene | ND | | ug/l | 2.0 | 0.70 |
| p-Ethyltoluene | ND | | ug/l | 2.0 | 0.70 |
| 1,2,4,5-Tetramethylbenzene | ND | | ug/l | 2.0 | 0.54 |
| Ethyl ether | ND | | ug/l | 2.5 | 0.70 |
| trans-1,4-Dichloro-2-butene | ND | | ug/l | 2.5 | 0.70 |

Tentatively Identified Compounds

| | | |
|---|---|---|
| No Tentatively Identified Compounds | ND | ug/l |

**Project Name:** 140 W MAIN ST **Lab Number:** L2160899

**Project Number:** 12166 **Report Date:** 11/29/21

# Method Blank Analysis
## Batch Quality Control

Analytical Method: 1,8260C
Analytical Date: 11/09/21 08:37
Analyst: PD

| Parameter | Result | Qualifier | Units | RL | MDL |
|---|---|---|---|---|---|
| Volatile Organics by GC/MS - Westborough Lab for sample(s): 03 Batch: WG1569580-5 | | | | | |

| Surrogate | %Recovery | Qualifier | Acceptance Criteria |
|---|---|---|---|
| 1,2-Dichloroethane-d4 | 96 | | 70-130 |
| Toluene-d8 | 102 | | 70-130 |
| 4-Bromofluorobenzene | 106 | | 70-130 |
| Dibromofluoromethane | 104 | | 70-130 |

**Project Name:** 140 W MAIN ST
**Project Number:** 12166
**Lab Number:** L2160899
**Report Date:** 11/29/21

# Method Blank Analysis
## Batch Quality Control

Analytical Method: 1,8260C
Analytical Date: 11/10/21 21:43
Analyst: KJD

| Parameter | Result | Qualifier | Units | RL | MDL |
|---|---|---|---|---|---|
| Volatile Organics by GC/MS - Westborough Lab for sample(s): 01 Batch: WG1569621-12 | | | | | |
| Methylene chloride | ND | | ug/l | 2.5 | 0.70 |
| 1,1-Dichloroethane | ND | | ug/l | 2.5 | 0.70 |
| Chloroform | ND | | ug/l | 2.5 | 0.70 |
| Carbon tetrachloride | ND | | ug/l | 0.50 | 0.13 |
| 1,2-Dichloropropane | ND | | ug/l | 1.0 | 0.14 |
| Dibromochloromethane | ND | | ug/l | 0.50 | 0.15 |
| 1,1,2-Trichloroethane | ND | | ug/l | 1.5 | 0.50 |
| Tetrachloroethene | ND | | ug/l | 0.50 | 0.18 |
| Chlorobenzene | ND | | ug/l | 2.5 | 0.70 |
| Trichlorofluoromethane | ND | | ug/l | 2.5 | 0.70 |
| 1,2-Dichloroethane | ND | | ug/l | 0.50 | 0.13 |
| 1,1,1-Trichloroethane | ND | | ug/l | 2.5 | 0.70 |
| Bromodichloromethane | ND | | ug/l | 0.50 | 0.19 |
| trans-1,3-Dichloropropene | ND | | ug/l | 0.50 | 0.16 |
| cis-1,3-Dichloropropene | ND | | ug/l | 0.50 | 0.14 |
| 1,3-Dichloropropene, Total | ND | | ug/l | 0.50 | 0.14 |
| 1,1-Dichloropropene | ND | | ug/l | 2.5 | 0.70 |
| Bromoform | ND | | ug/l | 2.0 | 0.65 |
| 1,1,2,2-Tetrachloroethane | ND | | ug/l | 0.50 | 0.17 |
| Benzene | ND | | ug/l | 0.50 | 0.16 |
| Toluene | ND | | ug/l | 2.5 | 0.70 |
| Ethylbenzene | ND | | ug/l | 2.5 | 0.70 |
| Chloromethane | ND | | ug/l | 2.5 | 0.70 |
| Bromomethane | ND | | ug/l | 2.5 | 0.70 |
| Vinyl chloride | ND | | ug/l | 1.0 | 0.07 |
| Chloroethane | ND | | ug/l | 2.5 | 0.70 |
| 1,1-Dichloroethene | ND | | ug/l | 0.50 | 0.17 |
| trans-1,2-Dichloroethene | ND | | ug/l | 2.5 | 0.70 |
| Trichloroethene | ND | | ug/l | 0.50 | 0.18 |

**Project Name:** 140 W MAIN ST **Lab Number:** L2160899

**Project Number:** 12166 **Report Date:** 11/29/21

# Method Blank Analysis
## Batch Quality Control

Analytical Method: 1,8260C
Analytical Date: 11/10/21 21:43
Analyst: KJD

| Parameter | Result | Qualifier | Units | RL | MDL |
|---|---|---|---|---|---|
| Volatile Organics by GC/MS - Westborough Lab for sample(s): 01 Batch: WG1569621-12 | | | | | |
| 1,2-Dichlorobenzene | ND | | ug/l | 2.5 | 0.70 |
| 1,3-Dichlorobenzene | ND | | ug/l | 2.5 | 0.70 |
| 1,4-Dichlorobenzene | ND | | ug/l | 2.5 | 0.70 |
| Methyl tert butyl ether | ND | | ug/l | 2.5 | 0.70 |
| p/m-Xylene | ND | | ug/l | 2.5 | 0.70 |
| o-Xylene | ND | | ug/l | 2.5 | 0.70 |
| Xylenes, Total | ND | | ug/l | 2.5 | 0.70 |
| cis-1,2-Dichloroethene | ND | | ug/l | 2.5 | 0.70 |
| 1,2-Dichloroethene, Total | ND | | ug/l | 2.5 | 0.70 |
| Dibromomethane | ND | | ug/l | 5.0 | 1.0 |
| 1,2,3-Trichloropropane | ND | | ug/l | 2.5 | 0.70 |
| Acrylonitrile | ND | | ug/l | 5.0 | 1.5 |
| Styrene | ND | | ug/l | 2.5 | 0.70 |
| Dichlorodifluoromethane | ND | | ug/l | 5.0 | 1.0 |
| Acetone | ND | | ug/l | 5.0 | 1.5 |
| Carbon disulfide | ND | | ug/l | 5.0 | 1.0 |
| 2-Butanone | ND | | ug/l | 5.0 | 1.9 |
| Vinyl acetate | ND | | ug/l | 5.0 | 1.0 |
| 4-Methyl-2-pentanone | ND | | ug/l | 5.0 | 1.0 |
| 2-Hexanone | ND | | ug/l | 5.0 | 1.0 |
| Bromochloromethane | ND | | ug/l | 2.5 | 0.70 |
| 2,2-Dichloropropane | ND | | ug/l | 2.5 | 0.70 |
| 1,2-Dibromoethane | ND | | ug/l | 2.0 | 0.65 |
| 1,3-Dichloropropane | ND | | ug/l | 2.5 | 0.70 |
| 1,1,1,2-Tetrachloroethane | ND | | ug/l | 2.5 | 0.70 |
| Bromobenzene | ND | | ug/l | 2.5 | 0.70 |
| n-Butylbenzene | ND | | ug/l | 2.5 | 0.70 |
| sec-Butylbenzene | ND | | ug/l | 2.5 | 0.70 |
| tert-Butylbenzene | ND | | ug/l | 2.5 | 0.70 |

**Project Name:** 140 W MAIN ST **Lab Number:** L2160899

**Project Number:** 12166 **Report Date:** 11/29/21

# Method Blank Analysis
## Batch Quality Control

Analytical Method: 1,8260C
Analytical Date: 11/10/21 21:43
Analyst: KJD

| Parameter | Result | Qualifier | Units | RL | MDL |
|---|---|---|---|---|---|
| Volatile Organics by GC/MS - Westborough Lab for sample(s): 01 Batch: WG1569621-12 | | | | | |
| o-Chlorotoluene | ND | | ug/l | 2.5 | 0.70 |
| p-Chlorotoluene | ND | | ug/l | 2.5 | 0.70 |
| 1,2-Dibromo-3-chloropropane | ND | | ug/l | 2.5 | 0.70 |
| Hexachlorobutadiene | ND | | ug/l | 2.5 | 0.70 |
| Isopropylbenzene | ND | | ug/l | 2.5 | 0.70 |
| p-Isopropyltoluene | ND | | ug/l | 2.5 | 0.70 |
| Naphthalene | ND | | ug/l | 2.5 | 0.70 |
| n-Propylbenzene | ND | | ug/l | 2.5 | 0.70 |
| 1,2,3-Trichlorobenzene | ND | | ug/l | 2.5 | 0.70 |
| 1,2,4-Trichlorobenzene | ND | | ug/l | 2.5 | 0.70 |
| 1,3,5-Trimethylbenzene | ND | | ug/l | 2.5 | 0.70 |
| 1,2,4-Trimethylbenzene | ND | | ug/l | 2.5 | 0.70 |
| 1,4-Dioxane | ND | | ug/l | 250 | 61. |
| p-Diethylbenzene | ND | | ug/l | 2.0 | 0.70 |
| p-Ethyltoluene | ND | | ug/l | 2.0 | 0.70 |
| 1,2,4,5-Tetramethylbenzene | ND | | ug/l | 2.0 | 0.54 |
| Ethyl ether | ND | | ug/l | 2.5 | 0.70 |
| trans-1,4-Dichloro-2-butene | ND | | ug/l | 2.5 | 0.70 |

Tentatively Identified Compounds

| | | |
|---|---|---|
| No Tentatively Identified Compounds | ND | ug/l |

**Project Name:** 140 W MAIN ST **Lab Number:** L2160899

**Project Number:** 12166 **Report Date:** 11/29/21

# Method Blank Analysis
## Batch Quality Control

Analytical Method: 1,8260C
Analytical Date: 11/10/21 21:43
Analyst: KJD

| Parameter | Result | Qualifier | Units | RL | MDL |
|---|---|---|---|---|---|
| Volatile Organics by GC/MS - Westborough Lab for sample(s): 01 Batch: WG1569621-12 | | | | | |

| Surrogate | %Recovery | Qualifier | Acceptance Criteria |
|---|---|---|---|
| 1,2-Dichloroethane-d4 | 117 | | 70-130 |
| Toluene-d8 | 95 | | 70-130 |
| 4-Bromofluorobenzene | 99 | | 70-130 |
| Dibromofluoromethane | 117 | | 70-130 |

**Project Name:** 140 W MAIN ST **Lab Number:** L2160899

**Project Number:** 12166 **Report Date:** 11/29/21

# Method Blank Analysis
## Batch Quality Control

Analytical Method: 1,8260C
Analytical Date: 11/11/21 09:27
Analyst: PD

| Parameter | Result | Qualifier | Units | RL | MDL |
|---|---|---|---|---|---|
| Volatile Organics by GC/MS - Westborough Lab for sample(s): 01 Batch: WG1570218-5 | | | | | |
| Methylene chloride | ND | | ug/l | 2.5 | 0.70 |
| 1,1-Dichloroethane | ND | | ug/l | 2.5 | 0.70 |
| Chloroform | ND | | ug/l | 2.5 | 0.70 |
| Carbon tetrachloride | ND | | ug/l | 0.50 | 0.13 |
| 1,2-Dichloropropane | ND | | ug/l | 1.0 | 0.14 |
| Dibromochloromethane | ND | | ug/l | 0.50 | 0.15 |
| 1,1,2-Trichloroethane | ND | | ug/l | 1.5 | 0.50 |
| Tetrachloroethene | ND | | ug/l | 0.50 | 0.18 |
| Chlorobenzene | ND | | ug/l | 2.5 | 0.70 |
| Trichlorofluoromethane | ND | | ug/l | 2.5 | 0.70 |
| 1,2-Dichloroethane | ND | | ug/l | 0.50 | 0.13 |
| 1,1,1-Trichloroethane | ND | | ug/l | 2.5 | 0.70 |
| Bromodichloromethane | ND | | ug/l | 0.50 | 0.19 |
| trans-1,3-Dichloropropene | ND | | ug/l | 0.50 | 0.16 |
| cis-1,3-Dichloropropene | ND | | ug/l | 0.50 | 0.14 |
| 1,3-Dichloropropene, Total | ND | | ug/l | 0.50 | 0.14 |
| 1,1-Dichloropropene | ND | | ug/l | 2.5 | 0.70 |
| Bromoform | ND | | ug/l | 2.0 | 0.65 |
| 1,1,2,2-Tetrachloroethane | ND | | ug/l | 0.50 | 0.17 |
| Benzene | ND | | ug/l | 0.50 | 0.16 |
| Toluene | ND | | ug/l | 2.5 | 0.70 |
| Ethylbenzene | ND | | ug/l | 2.5 | 0.70 |
| Chloromethane | ND | | ug/l | 2.5 | 0.70 |
| Bromomethane | ND | | ug/l | 2.5 | 0.70 |
| Vinyl chloride | ND | | ug/l | 1.0 | 0.07 |
| Chloroethane | ND | | ug/l | 2.5 | 0.70 |
| 1,1-Dichloroethene | ND | | ug/l | 0.50 | 0.17 |
| trans-1,2-Dichloroethene | ND | | ug/l | 2.5 | 0.70 |
| Trichloroethene | ND | | ug/l | 0.50 | 0.18 |

**Project Name:** 140 W MAIN ST
**Project Number:** 12166
**Lab Number:** L2160899
**Report Date:** 11/29/21

# Method Blank Analysis
## Batch Quality Control

Analytical Method: 1,8260C
Analytical Date: 11/11/21 09:27
Analyst: PD

| Parameter | Result | Qualifier | Units | RL | MDL |
|---|---|---|---|---|---|
| Volatile Organics by GC/MS - Westborough Lab for sample(s): 01 Batch: WG1570218-5 | | | | | |
| 1,2-Dichlorobenzene | ND | | ug/l | 2.5 | 0.70 |
| 1,3-Dichlorobenzene | ND | | ug/l | 2.5 | 0.70 |
| 1,4-Dichlorobenzene | ND | | ug/l | 2.5 | 0.70 |
| Methyl tert butyl ether | ND | | ug/l | 2.5 | 0.70 |
| p/m-Xylene | ND | | ug/l | 2.5 | 0.70 |
| o-Xylene | ND | | ug/l | 2.5 | 0.70 |
| Xylenes, Total | ND | | ug/l | 2.5 | 0.70 |
| cis-1,2-Dichloroethene | ND | | ug/l | 2.5 | 0.70 |
| 1,2-Dichloroethene, Total | ND | | ug/l | 2.5 | 0.70 |
| Dibromomethane | ND | | ug/l | 5.0 | 1.0 |
| 1,2,3-Trichloropropane | ND | | ug/l | 2.5 | 0.70 |
| Acrylonitrile | ND | | ug/l | 5.0 | 1.5 |
| Styrene | ND | | ug/l | 2.5 | 0.70 |
| Dichlorodifluoromethane | ND | | ug/l | 5.0 | 1.0 |
| Acetone | ND | | ug/l | 5.0 | 1.5 |
| Carbon disulfide | ND | | ug/l | 5.0 | 1.0 |
| 2-Butanone | ND | | ug/l | 5.0 | 1.9 |
| Vinyl acetate | ND | | ug/l | 5.0 | 1.0 |
| 4-Methyl-2-pentanone | ND | | ug/l | 5.0 | 1.0 |
| 2-Hexanone | ND | | ug/l | 5.0 | 1.0 |
| Bromochloromethane | ND | | ug/l | 2.5 | 0.70 |
| 2,2-Dichloropropane | ND | | ug/l | 2.5 | 0.70 |
| 1,2-Dibromoethane | ND | | ug/l | 2.0 | 0.65 |
| 1,3-Dichloropropane | ND | | ug/l | 2.5 | 0.70 |
| 1,1,1,2-Tetrachloroethane | ND | | ug/l | 2.5 | 0.70 |
| Bromobenzene | ND | | ug/l | 2.5 | 0.70 |
| n-Butylbenzene | ND | | ug/l | 2.5 | 0.70 |
| sec-Butylbenzene | ND | | ug/l | 2.5 | 0.70 |
| tert-Butylbenzene | ND | | ug/l | 2.5 | 0.70 |

**Project Name:** 140 W MAIN ST
**Project Number:** 12166
**Lab Number:** L2160899
**Report Date:** 11/29/21

# Method Blank Analysis
## Batch Quality Control

Analytical Method: 1,8260C
Analytical Date: 11/11/21 09:27
Analyst: PD

| Parameter | Result | Qualifier | Units | RL | MDL |
|---|---|---|---|---|---|
| Volatile Organics by GC/MS - Westborough Lab for sample(s): 01 Batch: WG1570218-5 | | | | | |
| o-Chlorotoluene | ND | | ug/l | 2.5 | 0.70 |
| p-Chlorotoluene | ND | | ug/l | 2.5 | 0.70 |
| 1,2-Dibromo-3-chloropropane | ND | | ug/l | 2.5 | 0.70 |
| Hexachlorobutadiene | ND | | ug/l | 2.5 | 0.70 |
| Isopropylbenzene | ND | | ug/l | 2.5 | 0.70 |
| p-Isopropyltoluene | ND | | ug/l | 2.5 | 0.70 |
| Naphthalene | ND | | ug/l | 2.5 | 0.70 |
| n-Propylbenzene | ND | | ug/l | 2.5 | 0.70 |
| 1,2,3-Trichlorobenzene | ND | | ug/l | 2.5 | 0.70 |
| 1,2,4-Trichlorobenzene | ND | | ug/l | 2.5 | 0.70 |
| 1,3,5-Trimethylbenzene | ND | | ug/l | 2.5 | 0.70 |
| 1,2,4-Trimethylbenzene | ND | | ug/l | 2.5 | 0.70 |
| 1,4-Dioxane | ND | | ug/l | 250 | 61. |
| p-Diethylbenzene | ND | | ug/l | 2.0 | 0.70 |
| p-Ethyltoluene | ND | | ug/l | 2.0 | 0.70 |
| 1,2,4,5-Tetramethylbenzene | ND | | ug/l | 2.0 | 0.54 |
| Ethyl ether | ND | | ug/l | 2.5 | 0.70 |
| trans-1,4-Dichloro-2-butene | ND | | ug/l | 2.5 | 0.70 |

Tentatively Identified Compounds

| | | |
|---|---|---|
| No Tentatively Identified Compounds | ND | ug/l |

**Project Name:** 140 W MAIN ST **Lab Number:** L2160899

**Project Number:** 12166 **Report Date:** 11/29/21

# Method Blank Analysis
## Batch Quality Control

Analytical Method: 1,8260C
Analytical Date: 11/11/21 09:27
Analyst: PD

| Parameter | Result | Qualifier | Units | RL | MDL |
|---|---|---|---|---|---|
| Volatile Organics by GC/MS - Westborough Lab for sample(s): 01 Batch: WG1570218-5 | | | | | |

| Surrogate | %Recovery | Qualifier | Acceptance Criteria |
|---|---|---|---|
| 1,2-Dichloroethane-d4 | 116 | | 70-130 |
| Toluene-d8 | 96 | | 70-130 |
| 4-Bromofluorobenzene | 98 | | 70-130 |
| Dibromofluoromethane | 114 | | 70-130 |

**Project Name:** 140 W MAIN ST **Lab Number:** L2160899

**Project Number:** 12166 **Report Date:** 11/29/21

# Method Blank Analysis
## Batch Quality Control

Analytical Method: 1,8260C
Analytical Date: 11/11/21 07:22
Analyst: MKS

| Parameter | Result | Qualifier | Units | RL | MDL |
|---|---|---|---|---|---|
| Volatile Organics by EPA 5035 Low - Westborough Lab for sample(s): 04-08 Batch: WG1570224-5 | | | | | |
| Methylene chloride | ND | | ug/kg | 5.0 | 2.3 |
| 1,1-Dichloroethane | ND | | ug/kg | 1.0 | 0.14 |
| Chloroform | ND | | ug/kg | 1.5 | 0.14 |
| Carbon tetrachloride | ND | | ug/kg | 1.0 | 0.23 |
| 1,2-Dichloropropane | ND | | ug/kg | 1.0 | 0.12 |
| Dibromochloromethane | ND | | ug/kg | 1.0 | 0.14 |
| 1,1,2-Trichloroethane | ND | | ug/kg | 1.0 | 0.27 |
| Tetrachloroethene | ND | | ug/kg | 0.50 | 0.20 |
| Chlorobenzene | ND | | ug/kg | 0.50 | 0.13 |
| Trichlorofluoromethane | ND | | ug/kg | 4.0 | 0.70 |
| 1,2-Dichloroethane | ND | | ug/kg | 1.0 | 0.26 |
| 1,1,1-Trichloroethane | ND | | ug/kg | 0.50 | 0.17 |
| Bromodichloromethane | ND | | ug/kg | 0.50 | 0.11 |
| trans-1,3-Dichloropropene | ND | | ug/kg | 1.0 | 0.27 |
| cis-1,3-Dichloropropene | ND | | ug/kg | 0.50 | 0.16 |
| 1,3-Dichloropropene, Total | ND | | ug/kg | 0.50 | 0.16 |
| 1,1-Dichloropropene | ND | | ug/kg | 0.50 | 0.16 |
| Bromoform | ND | | ug/kg | 4.0 | 0.25 |
| 1,1,2,2-Tetrachloroethane | ND | | ug/kg | 0.50 | 0.17 |
| Benzene | ND | | ug/kg | 0.50 | 0.17 |
| Toluene | ND | | ug/kg | 1.0 | 0.54 |
| Ethylbenzene | ND | | ug/kg | 1.0 | 0.14 |
| Chloromethane | ND | | ug/kg | 4.0 | 0.93 |
| Bromomethane | ND | | ug/kg | 2.0 | 0.58 |
| Vinyl chloride | ND | | ug/kg | 1.0 | 0.34 |
| Chloroethane | ND | | ug/kg | 2.0 | 0.45 |
| 1,1-Dichloroethene | ND | | ug/kg | 1.0 | 0.24 |
| trans-1,2-Dichloroethene | ND | | ug/kg | 1.5 | 0.14 |
| Trichloroethene | ND | | ug/kg | 0.50 | 0.14 |

**Project Name:** 140 W MAIN ST
**Project Number:** 12166
**Lab Number:** L2160899
**Report Date:** 11/29/21

# Method Blank Analysis
## Batch Quality Control

Analytical Method: 1,8260C
Analytical Date: 11/11/21 07:22
Analyst: MKS

| Parameter | Result | Qualifier | Units | RL | MDL |
|---|---|---|---|---|---|
| Volatile Organics by EPA 5035 Low - Westborough Lab for sample(s): 04-08 Batch: WG1570224-5 | | | | | |
| 1,2-Dichlorobenzene | ND | | ug/kg | 2.0 | 0.14 |
| 1,3-Dichlorobenzene | ND | | ug/kg | 2.0 | 0.15 |
| 1,4-Dichlorobenzene | ND | | ug/kg | 2.0 | 0.17 |
| Methyl tert butyl ether | ND | | ug/kg | 2.0 | 0.20 |
| p/m-Xylene | ND | | ug/kg | 2.0 | 0.56 |
| o-Xylene | ND | | ug/kg | 1.0 | 0.29 |
| Xylenes, Total | ND | | ug/kg | 1.0 | 0.29 |
| cis-1,2-Dichloroethene | ND | | ug/kg | 1.0 | 0.18 |
| 1,2-Dichloroethene, Total | ND | | ug/kg | 1.0 | 0.14 |
| Dibromomethane | ND | | ug/kg | 2.0 | 0.24 |
| Styrene | ND | | ug/kg | 1.0 | 0.20 |
| Dichlorodifluoromethane | ND | | ug/kg | 10 | 0.92 |
| Acetone | ND | | ug/kg | 10 | 4.8 |
| Carbon disulfide | ND | | ug/kg | 10 | 4.6 |
| 2-Butanone | ND | | ug/kg | 10 | 2.2 |
| Vinyl acetate | ND | | ug/kg | 10 | 2.2 |
| 4-Methyl-2-pentanone | ND | | ug/kg | 10 | 1.3 |
| 1,2,3-Trichloropropane | ND | | ug/kg | 2.0 | 0.13 |
| 2-Hexanone | ND | | ug/kg | 10 | 1.2 |
| Bromochloromethane | ND | | ug/kg | 2.0 | 0.20 |
| 2,2-Dichloropropane | ND | | ug/kg | 2.0 | 0.20 |
| 1,2-Dibromoethane | ND | | ug/kg | 1.0 | 0.28 |
| 1,3-Dichloropropane | ND | | ug/kg | 2.0 | 0.17 |
| 1,1,1,2-Tetrachloroethane | ND | | ug/kg | 0.50 | 0.13 |
| Bromobenzene | ND | | ug/kg | 2.0 | 0.14 |
| n-Butylbenzene | ND | | ug/kg | 1.0 | 0.17 |
| sec-Butylbenzene | ND | | ug/kg | 1.0 | 0.15 |
| tert-Butylbenzene | ND | | ug/kg | 2.0 | 0.12 |
| o-Chlorotoluene | ND | | ug/kg | 2.0 | 0.19 |

**Project Name:** 140 W MAIN ST
**Project Number:** 12166
**Lab Number:** L2160899
**Report Date:** 11/29/21

# Method Blank Analysis
## Batch Quality Control

Analytical Method: 1,8260C
Analytical Date: 11/11/21 07:22
Analyst: MKS

| Parameter | Result | Qualifier | Units | RL | MDL |
|---|---|---|---|---|---|
| Volatile Organics by EPA 5035 Low - Westborough Lab for sample(s): 04-08 Batch: WG1570224-5 | | | | | |
| p-Chlorotoluene | ND | | ug/kg | 2.0 | 0.11 |
| 1,2-Dibromo-3-chloropropane | ND | | ug/kg | 3.0 | 1.0 |
| Hexachlorobutadiene | ND | | ug/kg | 4.0 | 0.17 |
| Isopropylbenzene | ND | | ug/kg | 1.0 | 0.11 |
| p-Isopropyltoluene | ND | | ug/kg | 1.0 | 0.11 |
| Naphthalene | ND | | ug/kg | 4.0 | 0.65 |
| Acrylonitrile | ND | | ug/kg | 4.0 | 1.2 |
| n-Propylbenzene | ND | | ug/kg | 1.0 | 0.17 |
| 1,2,3-Trichlorobenzene | ND | | ug/kg | 2.0 | 0.32 |
| 1,2,4-Trichlorobenzene | ND | | ug/kg | 2.0 | 0.27 |
| 1,3,5-Trimethylbenzene | ND | | ug/kg | 2.0 | 0.19 |
| 1,2,4-Trimethylbenzene | ND | | ug/kg | 2.0 | 0.33 |
| 1,4-Dioxane | ND | | ug/kg | 80 | 35. |
| p-Diethylbenzene | ND | | ug/kg | 2.0 | 0.18 |
| p-Ethyltoluene | ND | | ug/kg | 2.0 | 0.38 |
| 1,2,4,5-Tetramethylbenzene | ND | | ug/kg | 2.0 | 0.19 |
| Ethyl ether | ND | | ug/kg | 2.0 | 0.34 |
| trans-1,4-Dichloro-2-butene | ND | | ug/kg | 5.0 | 1.4 |

Tentatively Identified Compounds

| | | | |
|---|---|---|---|
| Total TIC Compounds | 15.8 | J | ug/kg |
| Unknown | 5.73 | J | ug/kg |
| Unknown | 4.78 | J | ug/kg |
| Unknown | 5.30 | J | ug/kg |

**Project Name:** 140 W MAIN ST **Lab Number:** L2160899

**Project Number:** 12166 **Report Date:** 11/29/21

# Method Blank Analysis
## Batch Quality Control

Analytical Method: 1,8260C
Analytical Date: 11/11/21 07:22
Analyst: MKS

| Parameter | Result | Qualifier | Units | RL | MDL |
|---|---|---|---|---|---|
| Volatile Organics by EPA 5035 Low - Westborough Lab for sample(s): 04-08 Batch: WG1570224-5 | | | | | |

| Surrogate | %Recovery | Qualifier | Acceptance Criteria |
|---|---|---|---|
| 1,2-Dichloroethane-d4 | 104 | | 70-130 |
| Toluene-d8 | 95 | | 70-130 |
| 4-Bromofluorobenzene | 97 | | 70-130 |
| Dibromofluoromethane | 102 | | 70-130 |

# Lab Control Sample Analysis
## Batch Quality Control

**Project Name:** 140 W MAIN ST
**Project Number:** 12166

**Lab Number:** L2160899
**Report Date:** 11/29/21

| Parameter | LCS %Recovery | Qual | LCSD %Recovery | Qual | %Recovery Limits | RPD | Qual | RPD Limits |
|---|---|---|---|---|---|---|---|---|
| Volatile Organics by GC/MS - Westborough Lab Associated sample(s): 03 Batch: WG1569580-3 WG1569580-4 | | | | | | | | |
| Methylene chloride | 89 | | 96 | | 70-130 | 8 | | 20 |
| 1,1-Dichloroethane | 92 | | 95 | | 70-130 | 3 | | 20 |
| Chloroform | 94 | | 91 | | 70-130 | 3 | | 20 |
| Carbon tetrachloride | 88 | | 86 | | 63-132 | 2 | | 20 |
| 1,2-Dichloropropane | 93 | | 97 | | 70-130 | 4 | | 20 |
| Dibromochloromethane | 85 | | 88 | | 63-130 | 3 | | 20 |
| 1,1,2-Trichloroethane | 93 | | 92 | | 70-130 | 1 | | 20 |
| Tetrachloroethene | 95 | | 96 | | 70-130 | 1 | | 20 |
| Chlorobenzene | 97 | | 99 | | 75-130 | 2 | | 20 |
| Trichlorofluoromethane | 94 | | 98 | | 62-150 | 4 | | 20 |
| 1,2-Dichloroethane | 87 | | 92 | | 70-130 | 6 | | 20 |
| 1,1,1-Trichloroethane | 94 | | 95 | | 67-130 | 1 | | 20 |
| Bromodichloromethane | 89 | | 94 | | 67-130 | 5 | | 20 |
| trans-1,3-Dichloropropene | 86 | | 97 | | 70-130 | 12 | | 20 |
| cis-1,3-Dichloropropene | 91 | | 95 | | 70-130 | 4 | | 20 |
| 1,1-Dichloropropene | 97 | | 94 | | 70-130 | 3 | | 20 |
| Bromoform | 86 | | 87 | | 54-136 | 1 | | 20 |
| 1,1,2,2-Tetrachloroethane | 90 | | 98 | | 67-130 | 9 | | 20 |
| Benzene | 94 | | 96 | | 70-130 | 2 | | 20 |
| Toluene | 99 | | 99 | | 70-130 | 0 | | 20 |
| Ethylbenzene | 99 | | 100 | | 70-130 | 1 | | 20 |
| Chloromethane | 96 | | 96 | | 64-130 | 0 | | 20 |
| Bromomethane | 100 | | 110 | | 39-139 | 10 | | 20 |

# Lab Control Sample Analysis
## Batch Quality Control

**Project Name:** 140 W MAIN ST
**Project Number:** 12166

**Lab Number:** L2160899
**Report Date:** 11/29/21

| Parameter | LCS %Recovery | Qual | LCSD %Recovery | Qual | %Recovery Limits | RPD | Qual | RPD Limits |
|---|---|---|---|---|---|---|---|---|
| Volatile Organics by GC/MS - Westborough Lab Associated sample(s): 03 Batch: WG1569580-3 WG1569580-4 | | | | | | | | |
| Vinyl chloride | 98 | | 100 | | 55-140 | 2 | | 20 |
| Chloroethane | 120 | | 120 | | 55-138 | 0 | | 20 |
| 1,1-Dichloroethene | 89 | | 97 | | 61-145 | 9 | | 20 |
| trans-1,2-Dichloroethene | 98 | | 89 | | 70-130 | 10 | | 20 |
| Trichloroethene | 98 | | 94 | | 70-130 | 4 | | 20 |
| 1,2-Dichlorobenzene | 98 | | 100 | | 70-130 | 2 | | 20 |
| 1,3-Dichlorobenzene | 98 | | 100 | | 70-130 | 2 | | 20 |
| 1,4-Dichlorobenzene | 96 | | 100 | | 70-130 | 4 | | 20 |
| Methyl tert butyl ether | 80 | | 87 | | 63-130 | 8 | | 20 |
| p/m-Xylene | 100 | | 100 | | 70-130 | 0 | | 20 |
| o-Xylene | 100 | | 100 | | 70-130 | 0 | | 20 |
| cis-1,2-Dichloroethene | 96 | | 98 | | 70-130 | 2 | | 20 |
| Dibromomethane | 88 | | 99 | | 70-130 | 12 | | 20 |
| 1,2,3-Trichloropropane | 92 | | 94 | | 64-130 | 2 | | 20 |
| Acrylonitrile | 78 | | 83 | | 70-130 | 6 | | 20 |
| Styrene | 100 | | 105 | | 70-130 | 5 | | 20 |
| Dichlorodifluoromethane | 95 | | 93 | | 36-147 | 2 | | 20 |
| Acetone | 81 | | 87 | | 58-148 | 7 | | 20 |
| Carbon disulfide | 100 | | 100 | | 51-130 | 0 | | 20 |
| 2-Butanone | 72 | | 75 | | 63-138 | 4 | | 20 |
| Vinyl acetate | 84 | | 91 | | 70-130 | 8 | | 20 |
| 4-Methyl-2-pentanone | 77 | | 77 | | 59-130 | 0 | | 20 |
| 2-Hexanone | 72 | | 80 | | 57-130 | 11 | | 20 |

# Lab Control Sample Analysis
## Batch Quality Control

**Project Name:** 140 W MAIN ST
**Project Number:** 12166

**Lab Number:** L2160899
**Report Date:** 11/29/21

| Parameter | LCS %Recovery | Qual | LCSD %Recovery | Qual | %Recovery Limits | RPD | Qual | RPD Limits |
|---|---|---|---|---|---|---|---|---|
| Volatile Organics by GC/MS - Westborough Lab Associated sample(s): 03 Batch: WG1569580-3 WG1569580-4 | | | | | | | | |
| Bromochloromethane | 88 | | 98 | | 70-130 | 11 | | 20 |
| 2,2-Dichloropropane | 92 | | 98 | | 63-133 | 6 | | 20 |
| 1,2-Dibromoethane | 86 | | 91 | | 70-130 | 6 | | 20 |
| 1,3-Dichloropropane | 87 | | 94 | | 70-130 | 8 | | 20 |
| 1,1,1,2-Tetrachloroethane | 85 | | 90 | | 64-130 | 6 | | 20 |
| Bromobenzene | 98 | | 100 | | 70-130 | 2 | | 20 |
| n-Butylbenzene | 100 | | 110 | | 53-136 | 10 | | 20 |
| sec-Butylbenzene | 100 | | 110 | | 70-130 | 10 | | 20 |
| tert-Butylbenzene | 100 | | 110 | | 70-130 | 10 | | 20 |
| o-Chlorotoluene | 100 | | 100 | | 70-130 | 0 | | 20 |
| p-Chlorotoluene | 100 | | 100 | | 70-130 | 0 | | 20 |
| 1,2-Dibromo-3-chloropropane | 79 | | 94 | | 41-144 | 17 | | 20 |
| Hexachlorobutadiene | 94 | | 100 | | 63-130 | 6 | | 20 |
| Isopropylbenzene | 110 | | 100 | | 70-130 | 10 | | 20 |
| p-Isopropyltoluene | 100 | | 110 | | 70-130 | 10 | | 20 |
| Naphthalene | 85 | | 91 | | 70-130 | 7 | | 20 |
| n-Propylbenzene | 100 | | 110 | | 69-130 | 10 | | 20 |
| 1,2,3-Trichlorobenzene | 86 | | 90 | | 70-130 | 5 | | 20 |
| 1,2,4-Trichlorobenzene | 92 | | 95 | | 70-130 | 3 | | 20 |
| 1,3,5-Trimethylbenzene | 100 | | 100 | | 64-130 | 0 | | 20 |
| 1,2,4-Trimethylbenzene | 100 | | 110 | | 70-130 | 10 | | 20 |
| 1,4-Dioxane | 114 | | 120 | | 56-162 | 5 | | 20 |
| p-Diethylbenzene | 100 | | 110 | | 70-130 | 10 | | 20 |

# Lab Control Sample Analysis
## Batch Quality Control

**Project Name:** 140 W MAIN ST
**Project Number:** 12166
**Lab Number:** L2160899
**Report Date:** 11/29/21

| Parameter | LCS %Recovery | Qual | LCSD %Recovery | Qual | %Recovery Limits | RPD | Qual | RPD Limits |
|---|---|---|---|---|---|---|---|---|
| Volatile Organics by GC/MS - Westborough Lab Associated sample(s): 03 Batch: WG1569580-3 WG1569580-4 | | | | | | | | |
| p-Ethyltoluene | 100 | | 110 | | 70-130 | 10 | | 20 |
| 1,2,4,5-Tetramethylbenzene | 97 | | 100 | | 70-130 | 3 | | 20 |
| Ethyl ether | 89 | | 93 | | 59-134 | 4 | | 20 |
| trans-1,4-Dichloro-2-butene | 88 | | 90 | | 70-130 | 2 | | 20 |

| Surrogate | LCS %Recovery | Qual | LCSD %Recovery | Qual | Acceptance Criteria |
|---|---|---|---|---|---|
| 1,2-Dichloroethane-d4 | 93 | | 97 | | 70-130 |
| Toluene-d8 | 103 | | 104 | | 70-130 |
| 4-Bromofluorobenzene | 105 | | 104 | | 70-130 |
| Dibromofluoromethane | 101 | | 104 | | 70-130 |

# Lab Control Sample Analysis
## Batch Quality Control

**Project Name:** 140 W MAIN ST
**Project Number:** 12166

**Lab Number:** L2160899
**Report Date:** 11/29/21

| Parameter | LCS %Recovery | Qual | LCSD %Recovery | Qual | %Recovery Limits | RPD | Qual | RPD Limits |
|---|---|---|---|---|---|---|---|---|
| Volatile Organics by GC/MS - Westborough Lab Associated sample(s): 01 Batch: WG1569621-10 WG1569621-11 | | | | | | | | |
| Methylene chloride | 91 | | 94 | | 70-130 | 3 | | 20 |
| 1,1-Dichloroethane | 100 | | 100 | | 70-130 | 0 | | 20 |
| Chloroform | 93 | | 97 | | 70-130 | 4 | | 20 |
| Carbon tetrachloride | 84 | | 87 | | 63-132 | 4 | | 20 |
| 1,2-Dichloropropane | 98 | | 99 | | 70-130 | 1 | | 20 |
| Dibromochloromethane | 87 | | 86 | | 63-130 | 1 | | 20 |
| 1,1,2-Trichloroethane | 89 | | 86 | | 70-130 | 3 | | 20 |
| Tetrachloroethene | 90 | | 92 | | 70-130 | 2 | | 20 |
| Chlorobenzene | 92 | | 94 | | 75-130 | 2 | | 20 |
| Trichlorofluoromethane | 99 | | 100 | | 62-150 | 1 | | 20 |
| 1,2-Dichloroethane | 100 | | 100 | | 70-130 | 0 | | 20 |
| 1,1,1-Trichloroethane | 91 | | 96 | | 67-130 | 5 | | 20 |
| Bromodichloromethane | 89 | | 89 | | 67-130 | 0 | | 20 |
| trans-1,3-Dichloropropene | 85 | | 85 | | 70-130 | 0 | | 20 |
| cis-1,3-Dichloropropene | 87 | | 89 | | 70-130 | 2 | | 20 |
| 1,1-Dichloropropene | 92 | | 96 | | 70-130 | 4 | | 20 |
| Bromoform | 80 | | 77 | | 54-136 | 4 | | 20 |
| 1,1,2,2-Tetrachloroethane | 92 | | 89 | | 67-130 | 3 | | 20 |
| Benzene | 93 | | 96 | | 70-130 | 3 | | 20 |
| Toluene | 90 | | 91 | | 70-130 | 1 | | 20 |
| Ethylbenzene | 94 | | 95 | | 70-130 | 1 | | 20 |
| Chloromethane | 93 | | 97 | | 64-130 | 4 | | 20 |
| Bromomethane | 83 | | 93 | | 39-139 | 11 | | 20 |

# Lab Control Sample Analysis
## Batch Quality Control

**Project Name:** 140 W MAIN ST
**Project Number:** 12166

**Lab Number:** L2160899
**Report Date:** 11/29/21

| Parameter | LCS %Recovery | Qual | LCSD %Recovery | Qual | %Recovery Limits | RPD | Qual | RPD Limits |
|---|---|---|---|---|---|---|---|---|
| Volatile Organics by GC/MS - Westborough Lab Associated sample(s): 01 Batch: WG1569621-10 WG1569621-11 | | | | | | | | |
| Vinyl chloride | 96 | | 100 | | 55-140 | 4 | | 20 |
| Chloroethane | 110 | | 110 | | 55-138 | 0 | | 20 |
| 1,1-Dichloroethene | 95 | | 100 | | 61-145 | 5 | | 20 |
| trans-1,2-Dichloroethene | 92 | | 96 | | 70-130 | 4 | | 20 |
| Trichloroethene | 91 | | 93 | | 70-130 | 2 | | 20 |
| 1,2-Dichlorobenzene | 95 | | 95 | | 70-130 | 0 | | 20 |
| 1,3-Dichlorobenzene | 93 | | 95 | | 70-130 | 2 | | 20 |
| 1,4-Dichlorobenzene | 93 | | 95 | | 70-130 | 2 | | 20 |
| Methyl tert butyl ether | 94 | | 92 | | 63-130 | 2 | | 20 |
| p/m-Xylene | 90 | | 95 | | 70-130 | 5 | | 20 |
| o-Xylene | 95 | | 95 | | 70-130 | 0 | | 20 |
| cis-1,2-Dichloroethene | 91 | | 95 | | 70-130 | 4 | | 20 |
| Dibromomethane | 94 | | 94 | | 70-130 | 0 | | 20 |
| 1,2,3-Trichloropropane | 95 | | 93 | | 64-130 | 2 | | 20 |
| Acrylonitrile | 100 | | 100 | | 70-130 | 0 | | 20 |
| Styrene | 95 | | 95 | | 70-130 | 0 | | 20 |
| Dichlorodifluoromethane | 80 | | 84 | | 36-147 | 5 | | 20 |
| Acetone | **150** | Q | 140 | | 58-148 | 7 | | 20 |
| Carbon disulfide | 98 | | 100 | | 51-130 | 2 | | 20 |
| 2-Butanone | 120 | | 110 | | 63-138 | 9 | | 20 |
| Vinyl acetate | 98 | | 98 | | 70-130 | 0 | | 20 |
| 4-Methyl-2-pentanone | 88 | | 86 | | 59-130 | 2 | | 20 |
| 2-Hexanone | 110 | | 100 | | 57-130 | 10 | | 20 |

# Lab Control Sample Analysis
## Batch Quality Control

**Project Name:** 140 W MAIN ST
**Project Number:** 12166

**Lab Number:** L2160899
**Report Date:** 11/29/21

| Parameter | LCS %Recovery | Qual | LCSD %Recovery | Qual | %Recovery Limits | RPD | Qual | RPD Limits |
|---|---|---|---|---|---|---|---|---|
| Volatile Organics by GC/MS - Westborough Lab Associated sample(s): 01 Batch: WG1569621-10 WG1569621-11 | | | | | | | | |
| Bromochloromethane | 96 | | 98 | | 70-130 | 2 | | 20 |
| 2,2-Dichloropropane | 89 | | 92 | | 63-133 | 3 | | 20 |
| 1,2-Dibromoethane | 93 | | 91 | | 70-130 | 2 | | 20 |
| 1,3-Dichloropropane | 95 | | 94 | | 70-130 | 1 | | 20 |
| 1,1,1,2-Tetrachloroethane | 84 | | 83 | | 64-130 | 1 | | 20 |
| Bromobenzene | 92 | | 94 | | 70-130 | 2 | | 20 |
| n-Butylbenzene | 92 | | 94 | | 53-136 | 2 | | 20 |
| sec-Butylbenzene | 94 | | 96 | | 70-130 | 2 | | 20 |
| tert-Butylbenzene | 92 | | 94 | | 70-130 | 2 | | 20 |
| o-Chlorotoluene | 92 | | 93 | | 70-130 | 1 | | 20 |
| p-Chlorotoluene | 92 | | 95 | | 70-130 | 3 | | 20 |
| 1,2-Dibromo-3-chloropropane | 87 | | 83 | | 41-144 | 5 | | 20 |
| Hexachlorobutadiene | 83 | | 83 | | 63-130 | 0 | | 20 |
| Isopropylbenzene | 93 | | 95 | | 70-130 | 2 | | 20 |
| p-Isopropyltoluene | 91 | | 94 | | 70-130 | 3 | | 20 |
| Naphthalene | 97 | | 92 | | 70-130 | 5 | | 20 |
| n-Propylbenzene | 95 | | 97 | | 69-130 | 2 | | 20 |
| 1,2,3-Trichlorobenzene | 92 | | 92 | | 70-130 | 0 | | 20 |
| 1,2,4-Trichlorobenzene | 90 | | 89 | | 70-130 | 1 | | 20 |
| 1,3,5-Trimethylbenzene | 89 | | 91 | | 64-130 | 2 | | 20 |
| 1,2,4-Trimethylbenzene | 91 | | 92 | | 70-130 | 1 | | 20 |
| 1,4-Dioxane | 114 | | 100 | | 56-162 | 13 | | 20 |
| p-Diethylbenzene | 91 | | 94 | | 70-130 | 3 | | 20 |

# Lab Control Sample Analysis
## Batch Quality Control

**Project Name:** 140 W MAIN ST
**Project Number:** 12166
**Lab Number:** L2160899
**Report Date:** 11/29/21

| Parameter | LCS %Recovery | Qual | LCSD %Recovery | Qual | %Recovery Limits | RPD | Qual | RPD Limits |
|---|---|---|---|---|---|---|---|---|
| Volatile Organics by GC/MS - Westborough Lab Associated sample(s): 01 Batch: WG1569621-10 WG1569621-11 | | | | | | | | |
| p-Ethyltoluene | 95 | | 98 | | 70-130 | 3 | | 20 |
| 1,2,4,5-Tetramethylbenzene | 91 | | 92 | | 70-130 | 1 | | 20 |
| Ethyl ether | 100 | | 100 | | 59-134 | 0 | | 20 |
| trans-1,4-Dichloro-2-butene | 86 | | 84 | | 70-130 | 2 | | 20 |

| Surrogate | LCS %Recovery | Qual | LCSD %Recovery | Qual | Acceptance Criteria |
|---|---|---|---|---|---|
| 1,2-Dichloroethane-d4 | 112 | | 113 | | 70-130 |
| Toluene-d8 | 100 | | 99 | | 70-130 |
| 4-Bromofluorobenzene | 98 | | 99 | | 70-130 |
| Dibromofluoromethane | 104 | | 106 | | 70-130 |

# Lab Control Sample Analysis
## Batch Quality Control

**Project Name:** 140 W MAIN ST
**Project Number:** 12166

**Lab Number:** L2160899
**Report Date:** 11/29/21

| Parameter | LCS %Recovery | Qual | LCSD %Recovery | Qual | %Recovery Limits | RPD | Qual | RPD Limits |
|---|---|---|---|---|---|---|---|---|
| Volatile Organics by GC/MS - Westborough Lab Associated sample(s): 01 Batch: WG1570218-3 WG1570218-4 | | | | | | | | |
| Methylene chloride | 100 | | 100 | | 70-130 | 0 | | 20 |
| 1,1-Dichloroethane | 110 | | 110 | | 70-130 | 0 | | 20 |
| Chloroform | 100 | | 100 | | 70-130 | 0 | | 20 |
| Carbon tetrachloride | 100 | | 100 | | 63-132 | 0 | | 20 |
| 1,2-Dichloropropane | 110 | | 110 | | 70-130 | 0 | | 20 |
| Dibromochloromethane | 94 | | 97 | | 63-130 | 3 | | 20 |
| 1,1,2-Trichloroethane | 92 | | 96 | | 70-130 | 4 | | 20 |
| Tetrachloroethene | 100 | | 100 | | 70-130 | 0 | | 20 |
| Chlorobenzene | 100 | | 100 | | 75-130 | 0 | | 20 |
| Trichlorofluoromethane | 120 | | 120 | | 62-150 | 0 | | 20 |
| 1,2-Dichloroethane | 110 | | 110 | | 70-130 | 0 | | 20 |
| 1,1,1-Trichloroethane | 110 | | 100 | | 67-130 | 10 | | 20 |
| Bromodichloromethane | 99 | | 100 | | 67-130 | 1 | | 20 |
| trans-1,3-Dichloropropene | 90 | | 93 | | 70-130 | 3 | | 20 |
| cis-1,3-Dichloropropene | 96 | | 98 | | 70-130 | 2 | | 20 |
| 1,1-Dichloropropene | 110 | | 110 | | 70-130 | 0 | | 20 |
| Bromoform | 83 | | 86 | | 54-136 | 4 | | 20 |
| 1,1,2,2-Tetrachloroethane | 95 | | 98 | | 67-130 | 3 | | 20 |
| Benzene | 100 | | 100 | | 70-130 | 0 | | 20 |
| Toluene | 100 | | 100 | | 70-130 | 0 | | 20 |
| Ethylbenzene | 100 | | 100 | | 70-130 | 0 | | 20 |
| Chloromethane | 110 | | 110 | | 64-130 | 0 | | 20 |
| Bromomethane | 100 | | 97 | | 39-139 | 3 | | 20 |

# Lab Control Sample Analysis
## Batch Quality Control

**Project Name:** 140 W MAIN ST
**Project Number:** 12166

**Lab Number:** L2160899
**Report Date:** 11/29/21

| Parameter | LCS %Recovery | Qual | LCSD %Recovery | Qual | %Recovery Limits | RPD | Qual | RPD Limits |
|---|---|---|---|---|---|---|---|---|
| Volatile Organics by GC/MS - Westborough Lab Associated sample(s): 01 Batch: WG1570218-3 WG1570218-4 | | | | | | | | |
| Vinyl chloride | 120 | | 120 | | 55-140 | 0 | | 20 |
| Chloroethane | 120 | | 120 | | 55-138 | 0 | | 20 |
| 1,1-Dichloroethene | 120 | | 120 | | 61-145 | 0 | | 20 |
| trans-1,2-Dichloroethene | 100 | | 100 | | 70-130 | 0 | | 20 |
| Trichloroethene | 100 | | 100 | | 70-130 | 0 | | 20 |
| 1,2-Dichlorobenzene | 100 | | 100 | | 70-130 | 0 | | 20 |
| 1,3-Dichlorobenzene | 100 | | 100 | | 70-130 | 0 | | 20 |
| 1,4-Dichlorobenzene | 100 | | 100 | | 70-130 | 0 | | 20 |
| Methyl tert butyl ether | 95 | | 100 | | 63-130 | 5 | | 20 |
| p/m-Xylene | 105 | | 105 | | 70-130 | 0 | | 20 |
| o-Xylene | 105 | | 105 | | 70-130 | 0 | | 20 |
| cis-1,2-Dichloroethene | 100 | | 100 | | 70-130 | 0 | | 20 |
| Dibromomethane | 100 | | 100 | | 70-130 | 0 | | 20 |
| 1,2,3-Trichloropropane | 96 | | 100 | | 64-130 | 4 | | 20 |
| Acrylonitrile | 110 | | 120 | | 70-130 | 9 | | 20 |
| Styrene | 105 | | 105 | | 70-130 | 0 | | 20 |
| Dichlorodifluoromethane | 100 | | 110 | | 36-147 | 10 | | 20 |
| Acetone | 100 | | 110 | | 58-148 | 10 | | 20 |
| Carbon disulfide | 120 | | 120 | | 51-130 | 0 | | 20 |
| 2-Butanone | 99 | | 110 | | 63-138 | 11 | | 20 |
| Vinyl acetate | 100 | | 110 | | 70-130 | 10 | | 20 |
| 4-Methyl-2-pentanone | 87 | | 93 | | 59-130 | 7 | | 20 |
| 2-Hexanone | 98 | | 100 | | 57-130 | 2 | | 20 |

# Lab Control Sample Analysis
## Batch Quality Control

**Project Name:** 140 W MAIN ST
**Project Number:** 12166

**Lab Number:** L2160899
**Report Date:** 11/29/21

| Parameter | LCS %Recovery | Qual | LCSD %Recovery | Qual | %Recovery Limits | RPD | Qual | RPD Limits |
|---|---|---|---|---|---|---|---|---|
| Volatile Organics by GC/MS - Westborough Lab Associated sample(s): 01 Batch: WG1570218-3 WG1570218-4 | | | | | | | | |
| Bromochloromethane | 110 | | 110 | | 70-130 | 0 | | 20 |
| 2,2-Dichloropropane | 100 | | 100 | | 63-133 | 0 | | 20 |
| 1,2-Dibromoethane | 96 | | 100 | | 70-130 | 4 | | 20 |
| 1,3-Dichloropropane | 100 | | 100 | | 70-130 | 0 | | 20 |
| 1,1,1,2-Tetrachloroethane | 90 | | 91 | | 64-130 | 1 | | 20 |
| Bromobenzene | 100 | | 100 | | 70-130 | 0 | | 20 |
| n-Butylbenzene | 110 | | 110 | | 53-136 | 0 | | 20 |
| sec-Butylbenzene | 110 | | 110 | | 70-130 | 0 | | 20 |
| tert-Butylbenzene | 100 | | 100 | | 70-130 | 0 | | 20 |
| o-Chlorotoluene | 100 | | 100 | | 70-130 | 0 | | 20 |
| p-Chlorotoluene | 100 | | 100 | | 70-130 | 0 | | 20 |
| 1,2-Dibromo-3-chloropropane | 86 | | 93 | | 41-144 | 8 | | 20 |
| Hexachlorobutadiene | 98 | | 95 | | 63-130 | 3 | | 20 |
| Isopropylbenzene | 110 | | 100 | | 70-130 | 10 | | 20 |
| p-Isopropyltoluene | 100 | | 100 | | 70-130 | 0 | | 20 |
| Naphthalene | 95 | | 98 | | 70-130 | 3 | | 20 |
| n-Propylbenzene | 110 | | 110 | | 69-130 | 0 | | 20 |
| 1,2,3-Trichlorobenzene | 97 | | 100 | | 70-130 | 3 | | 20 |
| 1,2,4-Trichlorobenzene | 96 | | 98 | | 70-130 | 2 | | 20 |
| 1,3,5-Trimethylbenzene | 100 | | 100 | | 64-130 | 0 | | 20 |
| 1,2,4-Trimethylbenzene | 100 | | 100 | | 70-130 | 0 | | 20 |
| 1,4-Dioxane | 120 | | 128 | | 56-162 | 6 | | 20 |
| p-Diethylbenzene | 100 | | 100 | | 70-130 | 0 | | 20 |

# Lab Control Sample Analysis
## Batch Quality Control

**Project Name:** 140 W MAIN ST
**Project Number:** 12166
**Lab Number:** L2160899
**Report Date:** 11/29/21

| Parameter | LCS %Recovery | Qual | LCSD %Recovery | Qual | %Recovery Limits | RPD | Qual | RPD Limits |
|---|---|---|---|---|---|---|---|---|
| Volatile Organics by GC/MS - Westborough Lab Associated sample(s): 01 Batch: WG1570218-3 WG1570218-4 | | | | | | | | |
| p-Ethyltoluene | 110 | | 110 | | 70-130 | 0 | | 20 |
| 1,2,4,5-Tetramethylbenzene | 100 | | 100 | | 70-130 | 0 | | 20 |
| Ethyl ether | 110 | | 110 | | 59-134 | 0 | | 20 |
| trans-1,4-Dichloro-2-butene | 99 | | 100 | | 70-130 | 1 | | 20 |

| Surrogate | LCS %Recovery | Qual | LCSD %Recovery | Qual | Acceptance Criteria |
|---|---|---|---|---|---|
| 1,2-Dichloroethane-d4 | 112 | | 114 | | 70-130 |
| Toluene-d8 | 101 | | 99 | | 70-130 |
| 4-Bromofluorobenzene | 99 | | 100 | | 70-130 |
| Dibromofluoromethane | 106 | | 105 | | 70-130 |

# Lab Control Sample Analysis
## Batch Quality Control

**Project Name:** 140 W MAIN ST
**Project Number:** 12166
**Lab Number:** L2160899
**Report Date:** 11/29/21

| Parameter | LCS %Recovery | Qual | LCSD %Recovery | Qual | %Recovery Limits | RPD | Qual | RPD Limits |
|---|---|---|---|---|---|---|---|---|
| Volatile Organics by EPA 5035 Low - Westborough Lab Associated sample(s): 04-08 Batch: WG1570224-3 WG1570224-4 | | | | | | | | |
| Methylene chloride | 93 | | 95 | | 70-130 | 2 | | 30 |
| 1,1-Dichloroethane | 91 | | 93 | | 70-130 | 2 | | 30 |
| Chloroform | 92 | | 93 | | 70-130 | 1 | | 30 |
| Carbon tetrachloride | 95 | | 98 | | 70-130 | 3 | | 30 |
| 1,2-Dichloropropane | 91 | | 96 | | 70-130 | 5 | | 30 |
| Dibromochloromethane | 88 | | 98 | | 70-130 | 11 | | 30 |
| 1,1,2-Trichloroethane | 89 | | 97 | | 70-130 | 9 | | 30 |
| Tetrachloroethene | 104 | | 103 | | 70-130 | 1 | | 30 |
| Chlorobenzene | 94 | | 95 | | 70-130 | 1 | | 30 |
| Trichlorofluoromethane | 95 | | 94 | | 70-139 | 1 | | 30 |
| 1,2-Dichloroethane | 84 | | 89 | | 70-130 | 6 | | 30 |
| 1,1,1-Trichloroethane | 97 | | 98 | | 70-130 | 1 | | 30 |
| Bromodichloromethane | 87 | | 92 | | 70-130 | 6 | | 30 |
| trans-1,3-Dichloropropene | 80 | | 90 | | 70-130 | 12 | | 30 |
| cis-1,3-Dichloropropene | 94 | | 101 | | 70-130 | 7 | | 30 |
| 1,1-Dichloropropene | 98 | | 100 | | 70-130 | 2 | | 30 |
| Bromoform | 77 | | 88 | | 70-130 | 13 | | 30 |
| 1,1,2,2-Tetrachloroethane | 88 | | 102 | | 70-130 | 15 | | 30 |
| Benzene | 93 | | 96 | | 70-130 | 3 | | 30 |
| Toluene | 95 | | 95 | | 70-130 | 0 | | 30 |
| Ethylbenzene | 97 | | 97 | | 70-130 | 0 | | 30 |
| Chloromethane | 88 | | 86 | | 52-130 | 2 | | 30 |
| Bromomethane | 91 | | 88 | | 57-147 | 3 | | 30 |

# Lab Control Sample Analysis
## Batch Quality Control

**Project Name:** 140 W MAIN ST
**Project Number:** 12166
**Lab Number:** L2160899
**Report Date:** 11/29/21

| Parameter | LCS %Recovery | Qual | LCSD %Recovery | Qual | %Recovery Limits | RPD | Qual | RPD Limits |
|---|---|---|---|---|---|---|---|---|
| Volatile Organics by EPA 5035 Low - Westborough Lab Associated sample(s): 04-08 Batch: WG1570224-3 WG1570224-4 | | | | | | | | |
| Vinyl chloride | 93 | | 93 | | 67-130 | 0 | | 30 |
| Chloroethane | 78 | | 80 | | 50-151 | 3 | | 30 |
| 1,1-Dichloroethene | 97 | | 96 | | 65-135 | 1 | | 30 |
| trans-1,2-Dichloroethene | 93 | | 93 | | 70-130 | 0 | | 30 |
| Trichloroethene | 96 | | 98 | | 70-130 | 2 | | 30 |
| 1,2-Dichlorobenzene | 93 | | 95 | | 70-130 | 2 | | 30 |
| 1,3-Dichlorobenzene | 98 | | 97 | | 70-130 | 1 | | 30 |
| 1,4-Dichlorobenzene | 95 | | 95 | | 70-130 | 0 | | 30 |
| Methyl tert butyl ether | 91 | | 103 | | 66-130 | 12 | | 30 |
| p/m-Xylene | 99 | | 99 | | 70-130 | 0 | | 30 |
| o-Xylene | 98 | | 99 | | 70-130 | 1 | | 30 |
| cis-1,2-Dichloroethene | 94 | | 95 | | 70-130 | 1 | | 30 |
| Dibromomethane | 82 | | 90 | | 70-130 | 9 | | 30 |
| Styrene | 97 | | 100 | | 70-130 | 3 | | 30 |
| Dichlorodifluoromethane | 94 | | 92 | | 30-146 | 2 | | 30 |
| Acetone | 69 | | 92 | | 54-140 | 29 | | 30 |
| Carbon disulfide | 89 | | 88 | | 59-130 | 1 | | 30 |
| 2-Butanone | 70 | | 89 | | 70-130 | 24 | | 30 |
| Vinyl acetate | 89 | | 105 | | 70-130 | 16 | | 30 |
| 4-Methyl-2-pentanone | 79 | | 101 | | 70-130 | 24 | | 30 |
| 1,2,3-Trichloropropane | 84 | | 95 | | 68-130 | 12 | | 30 |
| 2-Hexanone | 81 | | 102 | | 70-130 | 23 | | 30 |
| Bromochloromethane | 91 | | 98 | | 70-130 | 7 | | 30 |

# Lab Control Sample Analysis
## Batch Quality Control

**Project Name:** 140 W MAIN ST
**Project Number:** 12166
**Lab Number:** L2160899
**Report Date:** 11/29/21

| Parameter | LCS %Recovery | Qual | LCSD %Recovery | Qual | %Recovery Limits | RPD | Qual | RPD Limits |
|---|---|---|---|---|---|---|---|---|
| Volatile Organics by EPA 5035 Low - Westborough Lab Associated sample(s): 04-08 Batch: WG1570224-3 WG1570224-4 | | | | | | | | |
| 2,2-Dichloropropane | 95 | | 96 | | 70-130 | 1 | | 30 |
| 1,2-Dibromoethane | 91 | | 102 | | 70-130 | 11 | | 30 |
| 1,3-Dichloropropane | 88 | | 97 | | 69-130 | 10 | | 30 |
| 1,1,1,2-Tetrachloroethane | 85 | | 88 | | 70-130 | 3 | | 30 |
| Bromobenzene | 94 | | 96 | | 70-130 | 2 | | 30 |
| n-Butylbenzene | 102 | | 99 | | 70-130 | 3 | | 30 |
| sec-Butylbenzene | 102 | | 99 | | 70-130 | 3 | | 30 |
| tert-Butylbenzene | 101 | | 98 | | 70-130 | 3 | | 30 |
| o-Chlorotoluene | 111 | | 110 | | 70-130 | 1 | | 30 |
| p-Chlorotoluene | 97 | | 96 | | 70-130 | 1 | | 30 |
| 1,2-Dibromo-3-chloropropane | 82 | | 96 | | 68-130 | 16 | | 30 |
| Hexachlorobutadiene | 99 | | 99 | | 67-130 | 0 | | 30 |
| Isopropylbenzene | 100 | | 98 | | 70-130 | 2 | | 30 |
| p-Isopropyltoluene | 102 | | 101 | | 70-130 | 1 | | 30 |
| Naphthalene | 88 | | 98 | | 70-130 | 11 | | 30 |
| Acrylonitrile | 79 | | 93 | | 70-130 | 16 | | 30 |
| n-Propylbenzene | 101 | | 98 | | 70-130 | 3 | | 30 |
| 1,2,3-Trichlorobenzene | 92 | | 97 | | 70-130 | 5 | | 30 |
| 1,2,4-Trichlorobenzene | 97 | | 100 | | 70-130 | 3 | | 30 |
| 1,3,5-Trimethylbenzene | 101 | | 99 | | 70-130 | 2 | | 30 |
| 1,2,4-Trimethylbenzene | 99 | | 98 | | 70-130 | 1 | | 30 |
| 1,4-Dioxane | 80 | | 105 | | 65-136 | 27 | | 30 |
| p-Diethylbenzene | 104 | | 101 | | 70-130 | 3 | | 30 |

# Lab Control Sample Analysis
## Batch Quality Control

**Project Name:** 140 W MAIN ST
**Project Number:** 12166
**Lab Number:** L2160899
**Report Date:** 11/29/21

| Parameter | LCS %Recovery | Qual | LCSD %Recovery | Qual | %Recovery Limits | RPD | Qual | RPD Limits |
|---|---|---|---|---|---|---|---|---|
| Volatile Organics by EPA 5035 Low - Westborough Lab Associated sample(s): 04-08 Batch: WG1570224-3 WG1570224-4 | | | | | | | | |
| p-Ethyltoluene | 101 | | 99 | | 70-130 | 2 | | 30 |
| 1,2,4,5-Tetramethylbenzene | 97 | | 99 | | 70-130 | 2 | | 30 |
| Ethyl ether | 82 | | 92 | | 67-130 | 11 | | 30 |
| trans-1,4-Dichloro-2-butene | 80 | | 92 | | 70-130 | 14 | | 30 |

| Surrogate | LCS %Recovery | Qual | LCSD %Recovery | Qual | Acceptance Criteria |
|---|---|---|---|---|---|
| 1,2-Dichloroethane-d4 | 89 | | 92 | | 70-130 |
| Toluene-d8 | 100 | | 99 | | 70-130 |
| 4-Bromofluorobenzene | 102 | | 101 | | 70-130 |
| Dibromofluoromethane | 95 | | 94 | | 70-130 |

# SEMIVOLATILES

**Project Name:** 140 W MAIN ST
**Project Number:** 12166
**Lab Number:** L2160899
**Report Date:** 11/29/21

## SAMPLE RESULTS

Lab ID: L2160899-01
Client ID: TW-2
Sample Location: PORT CHESTER, NY

Date Collected: 11/03/21 13:10
Date Received: 11/04/21
Field Prep: Not Specified

Sample Depth:
Matrix: Water
Analytical Method: 1,8270D
Analytical Date: 11/09/21 03:23
Analyst: JG

Extraction Method: EPA 3510C
Extraction Date: 11/08/21 15:32

| Parameter | Result | Qualifier | Units | RL | MDL | Dilution Factor |
|---|---|---|---|---|---|---|
| Semivolatile Organics by GC/MS - Westborough Lab | | | | | | |
| 1,2,4-Trichlorobenzene | ND | | ug/l | 5.0 | 0.50 | 1 |
| Bis(2-chloroethyl)ether | ND | | ug/l | 2.0 | 0.50 | 1 |
| 1,2-Dichlorobenzene | ND | | ug/l | 2.0 | 0.45 | 1 |
| 1,3-Dichlorobenzene | ND | | ug/l | 2.0 | 0.40 | 1 |
| 1,4-Dichlorobenzene | ND | | ug/l | 2.0 | 0.43 | 1 |
| 3,3'-Dichlorobenzidine | ND | | ug/l | 5.0 | 1.6 | 1 |
| 2,4-Dinitrotoluene | ND | | ug/l | 5.0 | 1.2 | 1 |
| 2,6-Dinitrotoluene | ND | | ug/l | 5.0 | 0.93 | 1 |
| 4-Chlorophenyl phenyl ether | ND | | ug/l | 2.0 | 0.49 | 1 |
| 4-Bromophenyl phenyl ether | ND | | ug/l | 2.0 | 0.38 | 1 |
| Bis(2-chloroisopropyl)ether | ND | | ug/l | 2.0 | 0.53 | 1 |
| Bis(2-chloroethoxy)methane | ND | | ug/l | 5.0 | 0.50 | 1 |
| Hexachlorocyclopentadiene | ND | | ug/l | 20 | 0.69 | 1 |
| Isophorone | ND | | ug/l | 5.0 | 1.2 | 1 |
| Nitrobenzene | ND | | ug/l | 2.0 | 0.77 | 1 |
| NDPA/DPA | ND | | ug/l | 2.0 | 0.42 | 1 |
| n-Nitrosodi-n-propylamine | ND | | ug/l | 5.0 | 0.64 | 1 |
| Bis(2-ethylhexyl)phthalate | ND | | ug/l | 3.0 | 1.5 | 1 |
| Butyl benzyl phthalate | ND | | ug/l | 5.0 | 1.2 | 1 |
| Di-n-butylphthalate | ND | | ug/l | 5.0 | 0.39 | 1 |
| Di-n-octylphthalate | ND | | ug/l | 5.0 | 1.3 | 1 |
| Diethyl phthalate | ND | | ug/l | 5.0 | 0.38 | 1 |
| Dimethyl phthalate | ND | | ug/l | 5.0 | 1.8 | 1 |
| Biphenyl | ND | | ug/l | 2.0 | 0.46 | 1 |
| 4-Chloroaniline | ND | | ug/l | 5.0 | 1.1 | 1 |
| 2-Nitroaniline | ND | | ug/l | 5.0 | 0.50 | 1 |
| 3-Nitroaniline | ND | | ug/l | 5.0 | 0.81 | 1 |
| 4-Nitroaniline | ND | | ug/l | 5.0 | 0.80 | 1 |

**Project Name:** 140 W MAIN ST **Lab Number:** L2160899

**Project Number:** 12166 **Report Date:** 11/29/21

## SAMPLE RESULTS

Lab ID: L2160899-01 Date Collected: 11/03/21 13:10

Client ID: TW-2 Date Received: 11/04/21

Sample Location: PORT CHESTER, NY Field Prep: Not Specified

Sample Depth:

| Parameter | Result | Qualifier | Units | RL | MDL | Dilution Factor |
|---|---|---|---|---|---|---|
| **Semivolatile Organics by GC/MS - Westborough Lab** | | | | | | |
| Dibenzofuran | ND | | ug/l | 2.0 | 0.50 | 1 |
| 1,2,4,5-Tetrachlorobenzene | ND | | ug/l | 10 | 0.44 | 1 |
| Acetophenone | ND | | ug/l | 5.0 | 0.53 | 1 |
| 2,4,6-Trichlorophenol | ND | | ug/l | 5.0 | 0.61 | 1 |
| p-Chloro-m-cresol | ND | | ug/l | 2.0 | 0.35 | 1 |
| 2-Chlorophenol | ND | | ug/l | 2.0 | 0.48 | 1 |
| 2,4-Dichlorophenol | ND | | ug/l | 5.0 | 0.41 | 1 |
| 2,4-Dimethylphenol | ND | | ug/l | 5.0 | 1.8 | 1 |
| 2-Nitrophenol | ND | | ug/l | 10 | 0.85 | 1 |
| 4-Nitrophenol | ND | | ug/l | 10 | 0.67 | 1 |
| 2,4-Dinitrophenol | ND | | ug/l | 20 | 6.6 | 1 |
| 4,6-Dinitro-o-cresol | ND | | ug/l | 10 | 1.8 | 1 |
| Phenol | ND | | ug/l | 5.0 | 0.57 | 1 |
| 2-Methylphenol | ND | | ug/l | 5.0 | 0.49 | 1 |
| 3-Methylphenol/4-Methylphenol | ND | | ug/l | 5.0 | 0.48 | 1 |
| 2,4,5-Trichlorophenol | ND | | ug/l | 5.0 | 0.77 | 1 |
| Benzoic Acid | ND | | ug/l | 50 | 2.6 | 1 |
| Benzyl Alcohol | ND | | ug/l | 2.0 | 0.59 | 1 |
| Carbazole | ND | | ug/l | 2.0 | 0.49 | 1 |

| Tentatively Identified Compounds | | | | |
|---|---|---|---|---|
| Total TIC Compounds | 25.6 | J | ug/l | 1 |
| Unknown Alkane | 5.09 | J | ug/l | 1 |
| Unknown | 3.16 | J | ug/l | 1 |
| Unknown Alkane | 1.85 | J | ug/l | 1 |
| Unknown | 4.87 | J | ug/l | 1 |
| Unknown Organic Acid | 1.67 | J | ug/l | 1 |
| Unknown Alkane | 5.53 | J | ug/l | 1 |
| Unknown | 1.82 | J | ug/l | 1 |
| Unknown | 1.64 | J | ug/l | 1 |

**Project Name:** 140 W MAIN ST **Lab Number:** L2160899

**Project Number:** 12166 **Report Date:** 11/29/21

## SAMPLE RESULTS

Lab ID: L2160899-01 Date Collected: 11/03/21 13:10

Client ID: TW-2 Date Received: 11/04/21

Sample Location: PORT CHESTER, NY Field Prep: Not Specified

Sample Depth:

| Parameter | Result | Qualifier | Units | RL | MDL | Dilution Factor |
|---|---|---|---|---|---|---|
| Semivolatile Organics by GC/MS - Westborough Lab | | | | | | |

| Surrogate | % Recovery | Qualifier | Acceptance Criteria |
|---|---|---|---|
| 2-Fluorophenol | 60 | | 21-120 |
| Phenol-d6 | 47 | | 10-120 |
| Nitrobenzene-d5 | 62 | | 23-120 |
| 2-Fluorobiphenyl | 65 | | 15-120 |
| 2,4,6-Tribromophenol | 71 | | 10-120 |
| 4-Terphenyl-d14 | 74 | | 41-149 |

**Project Name:** 140 W MAIN ST
**Project Number:** 12166
**Lab Number:** L2160899
**Report Date:** 11/29/21

## SAMPLE RESULTS

Lab ID: L2160899-01
Client ID: TW-2
Sample Location: PORT CHESTER, NY

Date Collected: 11/03/21 13:10
Date Received: 11/04/21
Field Prep: Not Specified

Sample Depth:
Matrix: Water
Analytical Method: 1,8270D-SIM
Analytical Date: 11/09/21 14:29
Analyst: JJW

Extraction Method: EPA 3510C
Extraction Date: 11/08/21 15:38

| Parameter | Result | Qualifier | Units | RL | MDL | Dilution Factor |
|---|---|---|---|---|---|---|
| Semivolatile Organics by GC/MS-SIM - Westborough Lab | | | | | | |
| Acenaphthene | ND | | ug/l | 0.10 | 0.01 | 1 |
| 2-Chloronaphthalene | ND | | ug/l | 0.20 | 0.02 | 1 |
| Fluoranthene | 0.04 | J | ug/l | 0.10 | 0.02 | 1 |
| Hexachlorobutadiene | ND | | ug/l | 0.50 | 0.05 | 1 |
| Naphthalene | ND | | ug/l | 0.10 | 0.05 | 1 |
| Benzo(a)anthracene | 0.05 | J | ug/l | 0.10 | 0.02 | 1 |
| Benzo(a)pyrene | 0.02 | J | ug/l | 0.10 | 0.02 | 1 |
| Benzo(b)fluoranthene | 0.03 | J | ug/l | 0.10 | 0.01 | 1 |
| Benzo(k)fluoranthene | 0.01 | J | ug/l | 0.10 | 0.01 | 1 |
| Chrysene | 0.02 | J | ug/l | 0.10 | 0.01 | 1 |
| Acenaphthylene | ND | | ug/l | 0.10 | 0.01 | 1 |
| Anthracene | 0.02 | J | ug/l | 0.10 | 0.01 | 1 |
| Benzo(ghi)perylene | 0.02 | J | ug/l | 0.10 | 0.01 | 1 |
| Fluorene | ND | | ug/l | 0.10 | 0.01 | 1 |
| Phenanthrene | 0.03 | J | ug/l | 0.10 | 0.02 | 1 |
| Dibenzo(a,h)anthracene | ND | | ug/l | 0.10 | 0.01 | 1 |
| Indeno(1,2,3-cd)pyrene | 0.02 | J | ug/l | 0.10 | 0.01 | 1 |
| Pyrene | 0.04 | J | ug/l | 0.10 | 0.02 | 1 |
| 2-Methylnaphthalene | ND | | ug/l | 0.10 | 0.02 | 1 |
| Pentachlorophenol | ND | | ug/l | 0.80 | 0.01 | 1 |
| Hexachlorobenzene | ND | | ug/l | 0.80 | 0.01 | 1 |
| Hexachloroethane | ND | | ug/l | 0.80 | 0.06 | 1 |

**Project Name:** 140 W MAIN ST **Lab Number:** L2160899

**Project Number:** 12166 **Report Date:** 11/29/21

## SAMPLE RESULTS

Lab ID: L2160899-01 Date Collected: 11/03/21 13:10

Client ID: TW-2 Date Received: 11/04/21

Sample Location: PORT CHESTER, NY Field Prep: Not Specified

Sample Depth:

| Parameter | Result | Qualifier | Units | RL | MDL | Dilution Factor |
|---|---|---|---|---|---|---|
| Semivolatile Organics by GC/MS-SIM - Westborough Lab | | | | | | |

| Surrogate | % Recovery | Qualifier | Acceptance Criteria |
|---|---|---|---|
| 2-Fluorophenol | 60 | | 21-120 |
| Phenol-d6 | 54 | | 10-120 |
| Nitrobenzene-d5 | 63 | | 23-120 |
| 2-Fluorobiphenyl | 70 | | 15-120 |
| 2,4,6-Tribromophenol | 77 | | 10-120 |
| 4-Terphenyl-d14 | 80 | | 41-149 |

**Project Name:** 140 W MAIN ST
**Project Number:** 12166
**Lab Number:** L2160899
**Report Date:** 11/29/21

## SAMPLE RESULTS

Lab ID: L2160899-01
Client ID: TW-2
Sample Location: PORT CHESTER, NY

Date Collected: 11/03/21 13:10
Date Received: 11/04/21
Field Prep: Not Specified

Sample Depth:
Matrix: Water
Analytical Method: 1,8270D-SIM
Analytical Date: 11/12/21 04:45
Analyst: DB

Extraction Method: EPA 3510C
Extraction Date: 11/10/21 08:57

| Parameter | Result | Qualifier | Units | RL | MDL | Dilution Factor |
|---|---|---|---|---|---|---|
| 1,4 Dioxane by 8270D-SIM - Mansfield Lab | | | | | | |
| 1,4-Dioxane | ND | | ng/l | 144 | 32.6 | 1 |

| Surrogate | % Recovery | Qualifier | Acceptance Criteria |
|---|---|---|---|
| 1,4-Dioxane-d8 | 40 | | 15-110 |

**Project Name:** 140 W MAIN ST
**Project Number:** 12166
**Lab Number:** L2160899
**Report Date:** 11/29/21

## SAMPLE RESULTS

Lab ID: L2160899-02
Client ID: TW-2
Sample Location: PORT CHESTER, NY

Date Collected: 11/04/21 10:45
Date Received: 11/04/21
Field Prep: Not Specified

Sample Depth:
Matrix: Water
Analytical Method: 134,LCMSMS-ID
Analytical Date: 11/24/21 14:31
Analyst: SG

Extraction Method: ALPHA 23528
Extraction Date: 11/12/21 14:40

| Parameter | Result | Qualifier | Units | RL | MDL | Dilution Factor |
|---|---|---|---|---|---|---|
| **Perfluorinated Alkyl Acids by Isotope Dilution - Mansfield Lab** | | | | | | |
| Perfluorobutanoic Acid (PFBA) | 23.6 | | ng/l | 2.24 | 0.456 | 1 |
| Perfluoropentanoic Acid (PFPeA) | 64.5 | | ng/l | 2.24 | 0.443 | 1 |
| Perfluorobutanesulfonic Acid (PFBS) | 11.4 | | ng/l | 2.24 | 0.266 | 1 |
| Perfluorohexanoic Acid (PFHxA) | 39.0 | | ng/l | 2.24 | 0.367 | 1 |
| Perfluoroheptanoic Acid (PFHpA) | 20.2 | | ng/l | 2.24 | 0.252 | 1 |
| Perfluorohexanesulfonic Acid (PFHxS) | 6.82 | | ng/l | 2.24 | 0.421 | 1 |
| Perfluorooctanoic Acid (PFOA) | 33.3 | | ng/l | 2.24 | 0.264 | 1 |
| 1H,1H,2H,2H-Perfluorooctanesulfonic Acid (6:2FTS) | 136 | | ng/l | 2.24 | 1.49 | 1 |
| Perfluoroheptanesulfonic Acid (PFHpS) | 0.904 | J | ng/l | 2.24 | 0.770 | 1 |
| Perfluorononanoic Acid (PFNA) | 10.3 | | ng/l | 2.24 | 0.349 | 1 |
| Perfluorooctanesulfonic Acid (PFOS) | 95.7 | | ng/l | 2.24 | 0.564 | 1 |
| Perfluorodecanoic Acid (PFDA) | 5.53 | | ng/l | 2.24 | 0.340 | 1 |
| 1H,1H,2H,2H-Perfluorodecanesulfonic Acid (8:2FTS) | ND | | ng/l | 2.24 | 1.36 | 1 |
| N-Methyl Perfluorooctanesulfonamidoacetic Acid (NMeFOSAA) | ND | | ng/l | 2.24 | 0.725 | 1 |
| Perfluoroundecanoic Acid (PFUnA) | ND | | ng/l | 2.24 | 0.291 | 1 |
| Perfluorodecanesulfonic Acid (PFDS) | ND | | ng/l | 2.24 | 1.10 | 1 |
| N-Ethyl Perfluorooctanesulfonamidoacetic Acid (NEtFOSAA) | ND | | ng/l | 2.24 | 0.899 | 1 |
| Perfluorododecanoic Acid (PFDoA) | ND | | ng/l | 2.24 | 0.416 | 1 |
| Perfluorotridecanoic Acid (PFTrDA) | ND | | ng/l | 2.24 | 0.366 | 1 |
| Perfluorotetradecanoic Acid (PFTA) | ND | | ng/l | 2.24 | 0.277 | 1 |
| PFOA/PFOS, Total | 129 | | ng/l | 2.24 | 0.264 | 1 |

**Project Name:** 140 W MAIN ST **Lab Number:** L2160899

**Project Number:** 12166 **Report Date:** 11/29/21

## SAMPLE RESULTS

Lab ID: L2160899-02 Date Collected: 11/04/21 10:45

Client ID: TW-2 Date Received: 11/04/21

Sample Location: PORT CHESTER, NY Field Prep: Not Specified

Sample Depth:

| Parameter | Result | Qualifier | Units | RL | MDL | Dilution Factor |
|---|---|---|---|---|---|---|

Perfluorinated Alkyl Acids by Isotope Dilution - Mansfield Lab

| Surrogate (Extracted Internal Standard) | % Recovery | Qualifier | Acceptance Criteria |
|---|---|---|---|
| Perfluoro[13C4]Butanoic Acid (MPFBA) | 75 | | 58-132 |
| Perfluoro[13C5]Pentanoic Acid (M5PFPEA) | 104 | | 62-163 |
| Perfluoro[2,3,4-13C3]Butanesulfonic Acid (M3PFBS) | 94 | | 70-131 |
| Perfluoro[1,2,3,4,6-13C5]Hexanoic Acid (M5PFHxA) | 71 | | 57-129 |
| Perfluoro[1,2,3,4-13C4]Heptanoic Acid (M4PFHpA) | 80 | | 60-129 |
| Perfluoro[1,2,3-13C3]Hexanesulfonic Acid (M3PFHxS) | 96 | | 71-134 |
| Perfluoro[13C8]Octanoic Acid (M8PFOA) | 73 | | 62-129 |
| 1H,1H,2H,2H-Perfluoro[1,2-13C2]Octanesulfonic Acid (M2-6:2FTS) | **177** | Q | 14-147 |
| Perfluoro[13C9]Nonanoic Acid (M9PFNA) | 71 | | 59-139 |
| Perfluoro[13C8]Octanesulfonic Acid (M8PFOS) | 87 | | 69-131 |
| Perfluoro[1,2,3,4,5,6-13C6]Decanoic Acid (M6PFDA) | 69 | | 62-124 |
| 1H,1H,2H,2H-Perfluoro[1,2-13C2]Decanesulfonic Acid (M2-8:2FTS) | 130 | | 10-162 |
| N-Deuteriomethylperfluoro-1-octanesulfonamidoacetic Acid (d3-NMeFOSAA) | 57 | | 24-116 |
| Perfluoro[1,2,3,4,5,6,7-13C7]Undecanoic Acid (M7-PFUDA) | 76 | | 55-137 |
| N-Deuterioethylperfluoro-1-octanesulfonamidoacetic Acid (d5-NEtFOSAA) | 44 | | 27-126 |
| Perfluoro[1,2-13C2]Dodecanoic Acid (MPFDOA) | 68 | | 48-131 |
| Perfluoro[1,2-13C2]Tetradecanoic Acid (M2PFTEDA) | 66 | | 22-136 |

**Project Name:** 140 W MAIN ST
**Project Number:** 12166
**Lab Number:** L2160899
**Report Date:** 11/29/21

## SAMPLE RESULTS

Lab ID: L2160899-02
Client ID: TW-2
Sample Location: PORT CHESTER, NY

Date Collected: 11/04/21 10:45
Date Received: 11/04/21
Field Prep: Not Specified

Sample Depth:
Matrix: Water
Analytical Method: 134,LCMSMS-ID
Analytical Date: 11/26/21 21:38
Analyst: SG

Extraction Method: ALPHA 23528
Extraction Date: 11/12/21 14:40

| Parameter | Result | Qualifier | Units | RL | MDL | Dilution Factor |
|---|---|---|---|---|---|---|
| Perfluorinated Alkyl Acids by Isotope Dilution - Mansfield Lab | | | | | | |
| Perfluorooctanesulfonamide (FOSA) | ND | | ng/l | 2.24 | 0.649 | 1 |

| Surrogate (Extracted Internal Standard) | % Recovery | Qualifier | Acceptance Criteria |
|---|---|---|---|
| Perfluoro[13C8]Octanesulfonamide (M8FOSA) | 56 | | 10-112 |

**Project Name:** 140 W MAIN ST
**Project Number:** 12166
**Lab Number:** L2160899
**Report Date:** 11/29/21

## SAMPLE RESULTS

Lab ID: L2160899-04
Client ID: SB-6 (2.5-3')
Sample Location: PORT CHESTER, NY

Date Collected: 11/04/21 13:00
Date Received: 11/04/21
Field Prep: Not Specified

Sample Depth:
Matrix: Soil
Analytical Method: 1,8270D
Analytical Date: 11/10/21 20:10
Analyst: IM
Percent Solids: 87%

Extraction Method: EPA 3546
Extraction Date: 11/09/21 00:19

| Parameter | Result | Qualifier | Units | RL | MDL | Dilution Factor |
|---|---|---|---|---|---|---|
| **Semivolatile Organics by GC/MS - Westborough Lab** | | | | | | |
| Acenaphthene | ND | | ug/kg | 150 | 20. | 1 |
| 1,2,4-Trichlorobenzene | ND | | ug/kg | 190 | 22. | 1 |
| Hexachlorobenzene | ND | | ug/kg | 110 | 21. | 1 |
| Bis(2-chloroethyl)ether | ND | | ug/kg | 170 | 26. | 1 |
| 2-Chloronaphthalene | ND | | ug/kg | 190 | 19. | 1 |
| 1,2-Dichlorobenzene | ND | | ug/kg | 190 | 34. | 1 |
| 1,3-Dichlorobenzene | ND | | ug/kg | 190 | 32. | 1 |
| 1,4-Dichlorobenzene | ND | | ug/kg | 190 | 33. | 1 |
| 3,3'-Dichlorobenzidine | ND | | ug/kg | 190 | 50. | 1 |
| 2,4-Dinitrotoluene | ND | | ug/kg | 190 | 38. | 1 |
| 2,6-Dinitrotoluene | ND | | ug/kg | 190 | 32. | 1 |
| Fluoranthene | 91 | J | ug/kg | 110 | 22. | 1 |
| 4-Chlorophenyl phenyl ether | ND | | ug/kg | 190 | 20. | 1 |
| 4-Bromophenyl phenyl ether | ND | | ug/kg | 190 | 29. | 1 |
| Bis(2-chloroisopropyl)ether | ND | | ug/kg | 230 | 32. | 1 |
| Bis(2-chloroethoxy)methane | ND | | ug/kg | 200 | 19. | 1 |
| Hexachlorobutadiene | ND | | ug/kg | 190 | 28. | 1 |
| Hexachlorocyclopentadiene | ND | | ug/kg | 540 | 170 | 1 |
| Hexachloroethane | ND | | ug/kg | 150 | 30. | 1 |
| Isophorone | ND | | ug/kg | 170 | 24. | 1 |
| Naphthalene | ND | | ug/kg | 190 | 23. | 1 |
| Nitrobenzene | ND | | ug/kg | 170 | 28. | 1 |
| NDPA/DPA | ND | | ug/kg | 150 | 21. | 1 |
| n-Nitrosodi-n-propylamine | ND | | ug/kg | 190 | 29. | 1 |
| Bis(2-ethylhexyl)phthalate | 270 | | ug/kg | 190 | 65. | 1 |
| Butyl benzyl phthalate | ND | | ug/kg | 190 | 48. | 1 |
| Di-n-butylphthalate | ND | | ug/kg | 190 | 36. | 1 |
| Di-n-octylphthalate | ND | | ug/kg | 190 | 64. | 1 |

**Project Name:** 140 W MAIN ST **Lab Number:** L2160899

**Project Number:** 12166 **Report Date:** 11/29/21

## SAMPLE RESULTS

Lab ID: L2160899-04 Date Collected: 11/04/21 13:00

Client ID: SB-6 (2.5-3') Date Received: 11/04/21

Sample Location: PORT CHESTER, NY Field Prep: Not Specified

Sample Depth:

| Parameter | Result | Qualifier | Units | RL | MDL | Dilution Factor |
|---|---|---|---|---|---|---|
| Semivolatile Organics by GC/MS - Westborough Lab | | | | | | |
| Diethyl phthalate | ND | | ug/kg | 190 | 17. | 1 |
| Dimethyl phthalate | ND | | ug/kg | 190 | 40. | 1 |
| Benzo(a)anthracene | 55 | J | ug/kg | 110 | 21. | 1 |
| Benzo(a)pyrene | 61 | J | ug/kg | 150 | 46. | 1 |
| Benzo(b)fluoranthene | 81 | J | ug/kg | 110 | 32. | 1 |
| Benzo(k)fluoranthene | 31 | J | ug/kg | 110 | 30. | 1 |
| Chrysene | 68 | J | ug/kg | 110 | 20. | 1 |
| Acenaphthylene | ND | | ug/kg | 150 | 29. | 1 |
| Anthracene | ND | | ug/kg | 110 | 37. | 1 |
| Benzo(ghi)perylene | 43 | J | ug/kg | 150 | 22. | 1 |
| Fluorene | ND | | ug/kg | 190 | 18. | 1 |
| Phenanthrene | 43 | J | ug/kg | 110 | 23. | 1 |
| Dibenzo(a,h)anthracene | ND | | ug/kg | 110 | 22. | 1 |
| Indeno(1,2,3-cd)pyrene | 48 | J | ug/kg | 150 | 26. | 1 |
| Pyrene | 91 | J | ug/kg | 110 | 19. | 1 |
| Biphenyl | ND | | ug/kg | 430 | 44. | 1 |
| 4-Chloroaniline | ND | | ug/kg | 190 | 34. | 1 |
| 2-Nitroaniline | ND | | ug/kg | 190 | 36. | 1 |
| 3-Nitroaniline | ND | | ug/kg | 190 | 36. | 1 |
| 4-Nitroaniline | ND | | ug/kg | 190 | 78. | 1 |
| Dibenzofuran | ND | | ug/kg | 190 | 18. | 1 |
| 2-Methylnaphthalene | ND | | ug/kg | 230 | 23. | 1 |
| 1,2,4,5-Tetrachlorobenzene | ND | | ug/kg | 190 | 20. | 1 |
| Acetophenone | ND | | ug/kg | 190 | 23. | 1 |
| 2,4,6-Trichlorophenol | ND | | ug/kg | 110 | 36. | 1 |
| p-Chloro-m-cresol | ND | | ug/kg | 190 | 28. | 1 |
| 2-Chlorophenol | ND | | ug/kg | 190 | 22. | 1 |
| 2,4-Dichlorophenol | ND | | ug/kg | 170 | 30. | 1 |
| 2,4-Dimethylphenol | ND | | ug/kg | 190 | 62. | 1 |
| 2-Nitrophenol | ND | | ug/kg | 410 | 71. | 1 |
| 4-Nitrophenol | ND | | ug/kg | 260 | 77. | 1 |
| 2,4-Dinitrophenol | ND | | ug/kg | 900 | 88. | 1 |
| 4,6-Dinitro-o-cresol | ND | | ug/kg | 490 | 90. | 1 |
| Pentachlorophenol | ND | | ug/kg | 150 | 41. | 1 |
| Phenol | ND | | ug/kg | 190 | 28. | 1 |
| 2-Methylphenol | ND | | ug/kg | 190 | 29. | 1 |
| 3-Methylphenol/4-Methylphenol | ND | | ug/kg | 270 | 30. | 1 |

**Project Name:** 140 W MAIN ST **Lab Number:** L2160899

**Project Number:** 12166 **Report Date:** 11/29/21

## SAMPLE RESULTS

Lab ID: L2160899-04 Date Collected: 11/04/21 13:00

Client ID: SB-6 (2.5-3') Date Received: 11/04/21

Sample Location: PORT CHESTER, NY Field Prep: Not Specified

Sample Depth:

| Parameter | Result | Qualifier | Units | RL | MDL | Dilution Factor |
|---|---|---|---|---|---|---|
| **Semivolatile Organics by GC/MS - Westborough Lab** | | | | | | |
| 2,4,5-Trichlorophenol | ND | | ug/kg | 190 | 36. | 1 |
| Benzoic Acid | ND | | ug/kg | 610 | 190 | 1 |
| Benzyl Alcohol | ND | | ug/kg | 190 | 58. | 1 |
| Carbazole | ND | | ug/kg | 190 | 18. | 1 |
| 1,4-Dioxane | ND | | ug/kg | 28 | 8.7 | 1 |

| Tentatively Identified Compounds | | | |
|---|---|---|---|
| No Tentatively Identified Compounds | ND | ug/kg | 1 |

| Surrogate | % Recovery | Qualifier | Acceptance Criteria |
|---|---|---|---|
| 2-Fluorophenol | 84 | | 25-120 |
| Phenol-d6 | 90 | | 10-120 |
| Nitrobenzene-d5 | 87 | | 23-120 |
| 2-Fluorobiphenyl | 93 | | 30-120 |
| 2,4,6-Tribromophenol | 95 | | 10-136 |
| 4-Terphenyl-d14 | 96 | | 18-120 |

**Project Name:** 140 W MAIN ST
**Project Number:** 12166
**Lab Number:** L2160899
**Report Date:** 11/29/21

## SAMPLE RESULTS

Lab ID: L2160899-05
Client ID: SB-7 (2.5-3')
Sample Location: PORT CHESTER, NY

Date Collected: 11/04/21 14:30
Date Received: 11/04/21
Field Prep: Not Specified

Sample Depth:
Matrix: Soil
Analytical Method: 1,8270D
Analytical Date: 11/10/21 18:54
Analyst: IM
Percent Solids: 79%

Extraction Method: EPA 3546
Extraction Date: 11/09/21 00:19

| Parameter | Result | Qualifier | Units | RL | MDL | Dilution Factor |
|---|---|---|---|---|---|---|
| **Semivolatile Organics by GC/MS - Westborough Lab** | | | | | | |
| Acenaphthene | ND | | ug/kg | 170 | 22. | 1 |
| 1,2,4-Trichlorobenzene | ND | | ug/kg | 210 | 24. | 1 |
| Hexachlorobenzene | ND | | ug/kg | 120 | 23. | 1 |
| Bis(2-chloroethyl)ether | ND | | ug/kg | 190 | 28. | 1 |
| 2-Chloronaphthalene | ND | | ug/kg | 210 | 21. | 1 |
| 1,2-Dichlorobenzene | ND | | ug/kg | 210 | 38. | 1 |
| 1,3-Dichlorobenzene | ND | | ug/kg | 210 | 36. | 1 |
| 1,4-Dichlorobenzene | ND | | ug/kg | 210 | 36. | 1 |
| 3,3'-Dichlorobenzidine | ND | | ug/kg | 210 | 56. | 1 |
| 2,4-Dinitrotoluene | ND | | ug/kg | 210 | 42. | 1 |
| 2,6-Dinitrotoluene | ND | | ug/kg | 210 | 36. | 1 |
| Fluoranthene | ND | | ug/kg | 120 | 24. | 1 |
| 4-Chlorophenyl phenyl ether | ND | | ug/kg | 210 | 22. | 1 |
| 4-Bromophenyl phenyl ether | ND | | ug/kg | 210 | 32. | 1 |
| Bis(2-chloroisopropyl)ether | ND | | ug/kg | 250 | 36. | 1 |
| Bis(2-chloroethoxy)methane | ND | | ug/kg | 220 | 21. | 1 |
| Hexachlorobutadiene | ND | | ug/kg | 210 | 30. | 1 |
| Hexachlorocyclopentadiene | ND | | ug/kg | 600 | 190 | 1 |
| Hexachloroethane | ND | | ug/kg | 170 | 34. | 1 |
| Isophorone | ND | | ug/kg | 190 | 27. | 1 |
| Naphthalene | ND | | ug/kg | 210 | 25. | 1 |
| Nitrobenzene | ND | | ug/kg | 190 | 31. | 1 |
| NDPA/DPA | ND | | ug/kg | 170 | 24. | 1 |
| n-Nitrosodi-n-propylamine | ND | | ug/kg | 210 | 32. | 1 |
| Bis(2-ethylhexyl)phthalate | ND | | ug/kg | 210 | 72. | 1 |
| Butyl benzyl phthalate | ND | | ug/kg | 210 | 53. | 1 |
| Di-n-butylphthalate | ND | | ug/kg | 210 | 40. | 1 |
| Di-n-octylphthalate | ND | | ug/kg | 210 | 71. | 1 |

**Project Name:** 140 W MAIN ST **Lab Number:** L2160899

**Project Number:** 12166 **Report Date:** 11/29/21

## SAMPLE RESULTS

Lab ID: L2160899-05 Date Collected: 11/04/21 14:30

Client ID: SB-7 (2.5-3') Date Received: 11/04/21

Sample Location: PORT CHESTER, NY Field Prep: Not Specified

Sample Depth:

| Parameter | Result | Qualifier | Units | RL | MDL | Dilution Factor |
|---|---|---|---|---|---|---|
| Semivolatile Organics by GC/MS - Westborough Lab | | | | | | |
| Diethyl phthalate | ND | | ug/kg | 210 | 19. | 1 |
| Dimethyl phthalate | ND | | ug/kg | 210 | 44. | 1 |
| Benzo(a)anthracene | ND | | ug/kg | 120 | 24. | 1 |
| Benzo(a)pyrene | ND | | ug/kg | 170 | 51. | 1 |
| Benzo(b)fluoranthene | ND | | ug/kg | 120 | 35. | 1 |
| Benzo(k)fluoranthene | ND | | ug/kg | 120 | 33. | 1 |
| Chrysene | ND | | ug/kg | 120 | 22. | 1 |
| Acenaphthylene | ND | | ug/kg | 170 | 32. | 1 |
| Anthracene | ND | | ug/kg | 120 | 41. | 1 |
| Benzo(ghi)perylene | ND | | ug/kg | 170 | 24. | 1 |
| Fluorene | ND | | ug/kg | 210 | 20. | 1 |
| Phenanthrene | ND | | ug/kg | 120 | 25. | 1 |
| Dibenzo(a,h)anthracene | ND | | ug/kg | 120 | 24. | 1 |
| Indeno(1,2,3-cd)pyrene | ND | | ug/kg | 170 | 29. | 1 |
| Pyrene | ND | | ug/kg | 120 | 21. | 1 |
| Biphenyl | ND | | ug/kg | 480 | 48. | 1 |
| 4-Chloroaniline | ND | | ug/kg | 210 | 38. | 1 |
| 2-Nitroaniline | ND | | ug/kg | 210 | 40. | 1 |
| 3-Nitroaniline | ND | | ug/kg | 210 | 39. | 1 |
| 4-Nitroaniline | ND | | ug/kg | 210 | 86. | 1 |
| Dibenzofuran | ND | | ug/kg | 210 | 20. | 1 |
| 2-Methylnaphthalene | ND | | ug/kg | 250 | 25. | 1 |
| 1,2,4,5-Tetrachlorobenzene | ND | | ug/kg | 210 | 22. | 1 |
| Acetophenone | ND | | ug/kg | 210 | 26. | 1 |
| 2,4,6-Trichlorophenol | ND | | ug/kg | 120 | 40. | 1 |
| p-Chloro-m-cresol | ND | | ug/kg | 210 | 31. | 1 |
| 2-Chlorophenol | ND | | ug/kg | 210 | 25. | 1 |
| 2,4-Dichlorophenol | ND | | ug/kg | 190 | 34. | 1 |
| 2,4-Dimethylphenol | ND | | ug/kg | 210 | 69. | 1 |
| 2-Nitrophenol | ND | | ug/kg | 450 | 78. | 1 |
| 4-Nitrophenol | ND | | ug/kg | 290 | 85. | 1 |
| 2,4-Dinitrophenol | ND | | ug/kg | 1000 | 97. | 1 |
| 4,6-Dinitro-o-cresol | ND | | ug/kg | 540 | 100 | 1 |
| Pentachlorophenol | ND | | ug/kg | 170 | 46. | 1 |
| Phenol | ND | | ug/kg | 210 | 32. | 1 |
| 2-Methylphenol | ND | | ug/kg | 210 | 32. | 1 |
| 3-Methylphenol/4-Methylphenol | ND | | ug/kg | 300 | 33. | 1 |

**Project Name:** 140 W MAIN ST **Lab Number:** L2160899

**Project Number:** 12166 **Report Date:** 11/29/21

## SAMPLE RESULTS

Lab ID: L2160899-05 Date Collected: 11/04/21 14:30

Client ID: SB-7 (2.5-3') Date Received: 11/04/21

Sample Location: PORT CHESTER, NY Field Prep: Not Specified

Sample Depth:

| Parameter | Result | Qualifier | Units | RL | MDL | Dilution Factor |
|---|---|---|---|---|---|---|
| **Semivolatile Organics by GC/MS - Westborough Lab** | | | | | | |
| 2,4,5-Trichlorophenol | ND | | ug/kg | 210 | 40. | 1 |
| Benzoic Acid | ND | | ug/kg | 680 | 210 | 1 |
| Benzyl Alcohol | ND | | ug/kg | 210 | 64. | 1 |
| Carbazole | ND | | ug/kg | 210 | 20. | 1 |
| 1,4-Dioxane | ND | | ug/kg | 31 | 9.6 | 1 |

**Tentatively Identified Compounds**

| | | | |
|---|---|---|---|
| No Tentatively Identified Compounds | ND | ug/kg | 1 |

| Surrogate | % Recovery | Qualifier | Acceptance Criteria |
|---|---|---|---|
| 2-Fluorophenol | 70 | | 25-120 |
| Phenol-d6 | 74 | | 10-120 |
| Nitrobenzene-d5 | 69 | | 23-120 |
| 2-Fluorobiphenyl | 77 | | 30-120 |
| 2,4,6-Tribromophenol | 74 | | 10-136 |
| 4-Terphenyl-d14 | 79 | | 18-120 |

**Project Name:** 140 W MAIN ST
**Project Number:** 12166
**Lab Number:** L2160899
**Report Date:** 11/29/21

## SAMPLE RESULTS

Lab ID: L2160899-06
Client ID: SB-8 (2.5-3')
Sample Location: PORT CHESTER, NY

Date Collected: 11/04/21 14:40
Date Received: 11/04/21
Field Prep: Not Specified

Sample Depth:
Matrix: Soil
Analytical Method: 1,8270D
Analytical Date: 11/10/21 19:16
Analyst: IM
Percent Solids: 85%

Extraction Method: EPA 3546
Extraction Date: 11/09/21 00:19

| Parameter | Result | Qualifier | Units | RL | MDL | Dilution Factor |
|---|---|---|---|---|---|---|
| **Semivolatile Organics by GC/MS - Westborough Lab** | | | | | | |
| Acenaphthene | ND | | ug/kg | 150 | 20. | 1 |
| 1,2,4-Trichlorobenzene | ND | | ug/kg | 190 | 22. | 1 |
| Hexachlorobenzene | ND | | ug/kg | 120 | 22. | 1 |
| Bis(2-chloroethyl)ether | ND | | ug/kg | 170 | 26. | 1 |
| 2-Chloronaphthalene | ND | | ug/kg | 190 | 19. | 1 |
| 1,2-Dichlorobenzene | ND | | ug/kg | 190 | 34. | 1 |
| 1,3-Dichlorobenzene | ND | | ug/kg | 190 | 33. | 1 |
| 1,4-Dichlorobenzene | ND | | ug/kg | 190 | 34. | 1 |
| 3,3'-Dichlorobenzidine | ND | | ug/kg | 190 | 51. | 1 |
| 2,4-Dinitrotoluene | ND | | ug/kg | 190 | 38. | 1 |
| 2,6-Dinitrotoluene | ND | | ug/kg | 190 | 33. | 1 |
| Fluoranthene | ND | | ug/kg | 120 | 22. | 1 |
| 4-Chlorophenyl phenyl ether | ND | | ug/kg | 190 | 20. | 1 |
| 4-Bromophenyl phenyl ether | ND | | ug/kg | 190 | 29. | 1 |
| Bis(2-chloroisopropyl)ether | ND | | ug/kg | 230 | 33. | 1 |
| Bis(2-chloroethoxy)methane | ND | | ug/kg | 210 | 19. | 1 |
| Hexachlorobutadiene | ND | | ug/kg | 190 | 28. | 1 |
| Hexachlorocyclopentadiene | ND | | ug/kg | 550 | 170 | 1 |
| Hexachloroethane | ND | | ug/kg | 150 | 31. | 1 |
| Isophorone | ND | | ug/kg | 170 | 25. | 1 |
| Naphthalene | ND | | ug/kg | 190 | 23. | 1 |
| Nitrobenzene | ND | | ug/kg | 170 | 28. | 1 |
| NDPA/DPA | ND | | ug/kg | 150 | 22. | 1 |
| n-Nitrosodi-n-propylamine | ND | | ug/kg | 190 | 30. | 1 |
| Bis(2-ethylhexyl)phthalate | ND | | ug/kg | 190 | 66. | 1 |
| Butyl benzyl phthalate | ND | | ug/kg | 190 | 48. | 1 |
| Di-n-butylphthalate | ND | | ug/kg | 190 | 36. | 1 |
| Di-n-octylphthalate | ND | | ug/kg | 190 | 65. | 1 |

**Project Name:** 140 W MAIN ST **Lab Number:** L2160899

**Project Number:** 12166 **Report Date:** 11/29/21

## SAMPLE RESULTS

Lab ID: L2160899-06 Date Collected: 11/04/21 14:40

Client ID: SB-8 (2.5-3') Date Received: 11/04/21

Sample Location: PORT CHESTER, NY Field Prep: Not Specified

Sample Depth:

| Parameter | Result | Qualifier | Units | RL | MDL | Dilution Factor |
|---|---|---|---|---|---|---|
| Semivolatile Organics by GC/MS - Westborough Lab | | | | | | |
| Diethyl phthalate | ND | | ug/kg | 190 | 18. | 1 |
| Dimethyl phthalate | ND | | ug/kg | 190 | 40. | 1 |
| Benzo(a)anthracene | ND | | ug/kg | 120 | 22. | 1 |
| Benzo(a)pyrene | ND | | ug/kg | 150 | 47. | 1 |
| Benzo(b)fluoranthene | ND | | ug/kg | 120 | 32. | 1 |
| Benzo(k)fluoranthene | ND | | ug/kg | 120 | 31. | 1 |
| Chrysene | ND | | ug/kg | 120 | 20. | 1 |
| Acenaphthylene | ND | | ug/kg | 150 | 30. | 1 |
| Anthracene | ND | | ug/kg | 120 | 38. | 1 |
| Benzo(ghi)perylene | ND | | ug/kg | 150 | 23. | 1 |
| Fluorene | ND | | ug/kg | 190 | 19. | 1 |
| Phenanthrene | 28 | J | ug/kg | 120 | 23. | 1 |
| Dibenzo(a,h)anthracene | ND | | ug/kg | 120 | 22. | 1 |
| Indeno(1,2,3-cd)pyrene | ND | | ug/kg | 150 | 27. | 1 |
| Pyrene | ND | | ug/kg | 120 | 19. | 1 |
| Biphenyl | ND | | ug/kg | 440 | 45. | 1 |
| 4-Chloroaniline | ND | | ug/kg | 190 | 35. | 1 |
| 2-Nitroaniline | ND | | ug/kg | 190 | 37. | 1 |
| 3-Nitroaniline | ND | | ug/kg | 190 | 36. | 1 |
| 4-Nitroaniline | ND | | ug/kg | 190 | 80. | 1 |
| Dibenzofuran | ND | | ug/kg | 190 | 18. | 1 |
| 2-Methylnaphthalene | ND | | ug/kg | 230 | 23. | 1 |
| 1,2,4,5-Tetrachlorobenzene | ND | | ug/kg | 190 | 20. | 1 |
| Acetophenone | ND | | ug/kg | 190 | 24. | 1 |
| 2,4,6-Trichlorophenol | ND | | ug/kg | 120 | 36. | 1 |
| p-Chloro-m-cresol | ND | | ug/kg | 190 | 29. | 1 |
| 2-Chlorophenol | ND | | ug/kg | 190 | 23. | 1 |
| 2,4-Dichlorophenol | ND | | ug/kg | 170 | 31. | 1 |
| 2,4-Dimethylphenol | ND | | ug/kg | 190 | 63. | 1 |
| 2-Nitrophenol | ND | | ug/kg | 420 | 72. | 1 |
| 4-Nitrophenol | ND | | ug/kg | 270 | 78. | 1 |
| 2,4-Dinitrophenol | ND | | ug/kg | 920 | 90. | 1 |
| 4,6-Dinitro-o-cresol | ND | | ug/kg | 500 | 92. | 1 |
| Pentachlorophenol | ND | | ug/kg | 150 | 42. | 1 |
| Phenol | ND | | ug/kg | 190 | 29. | 1 |
| 2-Methylphenol | ND | | ug/kg | 190 | 30. | 1 |
| 3-Methylphenol/4-Methylphenol | ND | | ug/kg | 280 | 30. | 1 |

**Project Name:** 140 W MAIN ST **Lab Number:** L2160899

**Project Number:** 12166 **Report Date:** 11/29/21

## SAMPLE RESULTS

Lab ID: L2160899-06 Date Collected: 11/04/21 14:40

Client ID: SB-8 (2.5-3') Date Received: 11/04/21

Sample Location: PORT CHESTER, NY Field Prep: Not Specified

Sample Depth:

| Parameter | Result | Qualifier | Units | RL | MDL | Dilution Factor |
|---|---|---|---|---|---|---|
| **Semivolatile Organics by GC/MS - Westborough Lab** | | | | | | |
| 2,4,5-Trichlorophenol | ND | | ug/kg | 190 | 37. | 1 |
| Benzoic Acid | ND | | ug/kg | 620 | 190 | 1 |
| Benzyl Alcohol | ND | | ug/kg | 190 | 59. | 1 |
| Carbazole | ND | | ug/kg | 190 | 19. | 1 |
| 1,4-Dioxane | ND | | ug/kg | 29 | 8.8 | 1 |

| Tentatively Identified Compounds | | | | |
|---|---|---|---|---|
| Total TIC Compounds | 285 | J | ug/kg | 1 |
| Unknown Organic Acid | 285 | J | ug/kg | 1 |

| Surrogate | % Recovery | Qualifier | Acceptance Criteria |
|---|---|---|---|
| 2-Fluorophenol | 79 | | 25-120 |
| Phenol-d6 | 84 | | 10-120 |
| Nitrobenzene-d5 | 73 | | 23-120 |
| 2-Fluorobiphenyl | 81 | | 30-120 |
| 2,4,6-Tribromophenol | 82 | | 10-136 |
| 4-Terphenyl-d14 | 82 | | 18-120 |

**Project Name:** 140 W MAIN ST
**Project Number:** 12166
**Lab Number:** L2160899
**Report Date:** 11/29/21

## SAMPLE RESULTS

Lab ID: L2160899-07
Client ID: SB-9 (3-3.5')
Sample Location: PORT CHESTER, NY

Date Collected: 11/04/21 15:00
Date Received: 11/04/21
Field Prep: Not Specified

Sample Depth:
Matrix: Soil
Analytical Method: 1,8270D
Analytical Date: 11/10/21 19:38
Analyst: IM
Percent Solids: 87%

Extraction Method: EPA 3546
Extraction Date: 11/09/21 00:19

| Parameter | Result | Qualifier | Units | RL | MDL | Dilution Factor |
|---|---|---|---|---|---|---|
| **Semivolatile Organics by GC/MS - Westborough Lab** | | | | | | |
| Acenaphthene | ND | | ug/kg | 150 | 19. | 1 |
| 1,2,4-Trichlorobenzene | ND | | ug/kg | 190 | 22. | 1 |
| Hexachlorobenzene | ND | | ug/kg | 110 | 21. | 1 |
| Bis(2-chloroethyl)ether | ND | | ug/kg | 170 | 25. | 1 |
| 2-Chloronaphthalene | ND | | ug/kg | 190 | 19. | 1 |
| 1,2-Dichlorobenzene | ND | | ug/kg | 190 | 34. | 1 |
| 1,3-Dichlorobenzene | ND | | ug/kg | 190 | 32. | 1 |
| 1,4-Dichlorobenzene | ND | | ug/kg | 190 | 33. | 1 |
| 3,3'-Dichlorobenzidine | ND | | ug/kg | 190 | 50. | 1 |
| 2,4-Dinitrotoluene | ND | | ug/kg | 190 | 38. | 1 |
| 2,6-Dinitrotoluene | ND | | ug/kg | 190 | 32. | 1 |
| Fluoranthene | ND | | ug/kg | 110 | 22. | 1 |
| 4-Chlorophenyl phenyl ether | ND | | ug/kg | 190 | 20. | 1 |
| 4-Bromophenyl phenyl ether | ND | | ug/kg | 190 | 29. | 1 |
| Bis(2-chloroisopropyl)ether | ND | | ug/kg | 220 | 32. | 1 |
| Bis(2-chloroethoxy)methane | ND | | ug/kg | 200 | 19. | 1 |
| Hexachlorobutadiene | ND | | ug/kg | 190 | 28. | 1 |
| Hexachlorocyclopentadiene | ND | | ug/kg | 540 | 170 | 1 |
| Hexachloroethane | ND | | ug/kg | 150 | 30. | 1 |
| Isophorone | ND | | ug/kg | 170 | 24. | 1 |
| Naphthalene | ND | | ug/kg | 190 | 23. | 1 |
| Nitrobenzene | ND | | ug/kg | 170 | 28. | 1 |
| NDPA/DPA | ND | | ug/kg | 150 | 21. | 1 |
| n-Nitrosodi-n-propylamine | ND | | ug/kg | 190 | 29. | 1 |
| Bis(2-ethylhexyl)phthalate | 76 | J | ug/kg | 190 | 65. | 1 |
| Butyl benzyl phthalate | ND | | ug/kg | 190 | 47. | 1 |
| Di-n-butylphthalate | ND | | ug/kg | 190 | 36. | 1 |
| Di-n-octylphthalate | ND | | ug/kg | 190 | 64. | 1 |

**Project Name:** 140 W MAIN ST **Lab Number:** L2160899

**Project Number:** 12166 **Report Date:** 11/29/21

## SAMPLE RESULTS

Lab ID: L2160899-07 Date Collected: 11/04/21 15:00

Client ID: SB-9 (3-3.5') Date Received: 11/04/21

Sample Location: PORT CHESTER, NY Field Prep: Not Specified

Sample Depth:

| Parameter | Result | Qualifier | Units | RL | MDL | Dilution Factor |
|---|---|---|---|---|---|---|
| Semivolatile Organics by GC/MS - Westborough Lab | | | | | | |
| Diethyl phthalate | ND | | ug/kg | 190 | 17. | 1 |
| Dimethyl phthalate | ND | | ug/kg | 190 | 39. | 1 |
| Benzo(a)anthracene | ND | | ug/kg | 110 | 21. | 1 |
| Benzo(a)pyrene | ND | | ug/kg | 150 | 46. | 1 |
| Benzo(b)fluoranthene | ND | | ug/kg | 110 | 32. | 1 |
| Benzo(k)fluoranthene | ND | | ug/kg | 110 | 30. | 1 |
| Chrysene | ND | | ug/kg | 110 | 20. | 1 |
| Acenaphthylene | ND | | ug/kg | 150 | 29. | 1 |
| Anthracene | ND | | ug/kg | 110 | 37. | 1 |
| Benzo(ghi)perylene | ND | | ug/kg | 150 | 22. | 1 |
| Fluorene | ND | | ug/kg | 190 | 18. | 1 |
| Phenanthrene | ND | | ug/kg | 110 | 23. | 1 |
| Dibenzo(a,h)anthracene | ND | | ug/kg | 110 | 22. | 1 |
| Indeno(1,2,3-cd)pyrene | ND | | ug/kg | 150 | 26. | 1 |
| Pyrene | ND | | ug/kg | 110 | 19. | 1 |
| Biphenyl | ND | | ug/kg | 430 | 44. | 1 |
| 4-Chloroaniline | ND | | ug/kg | 190 | 34. | 1 |
| 2-Nitroaniline | ND | | ug/kg | 190 | 36. | 1 |
| 3-Nitroaniline | ND | | ug/kg | 190 | 35. | 1 |
| 4-Nitroaniline | ND | | ug/kg | 190 | 78. | 1 |
| Dibenzofuran | ND | | ug/kg | 190 | 18. | 1 |
| 2-Methylnaphthalene | ND | | ug/kg | 220 | 23. | 1 |
| 1,2,4,5-Tetrachlorobenzene | ND | | ug/kg | 190 | 20. | 1 |
| Acetophenone | ND | | ug/kg | 190 | 23. | 1 |
| 2,4,6-Trichlorophenol | ND | | ug/kg | 110 | 36. | 1 |
| p-Chloro-m-cresol | ND | | ug/kg | 190 | 28. | 1 |
| 2-Chlorophenol | ND | | ug/kg | 190 | 22. | 1 |
| 2,4-Dichlorophenol | ND | | ug/kg | 170 | 30. | 1 |
| 2,4-Dimethylphenol | ND | | ug/kg | 190 | 62. | 1 |
| 2-Nitrophenol | ND | | ug/kg | 400 | 71. | 1 |
| 4-Nitrophenol | ND | | ug/kg | 260 | 77. | 1 |
| 2,4-Dinitrophenol | ND | | ug/kg | 900 | 88. | 1 |
| 4,6-Dinitro-o-cresol | ND | | ug/kg | 490 | 90. | 1 |
| Pentachlorophenol | ND | | ug/kg | 150 | 41. | 1 |
| Phenol | ND | | ug/kg | 190 | 28. | 1 |
| 2-Methylphenol | ND | | ug/kg | 190 | 29. | 1 |
| 3-Methylphenol/4-Methylphenol | ND | | ug/kg | 270 | 29. | 1 |

**Project Name:** 140 W MAIN ST **Lab Number:** L2160899

**Project Number:** 12166 **Report Date:** 11/29/21

## SAMPLE RESULTS

Lab ID: L2160899-07 Date Collected: 11/04/21 15:00

Client ID: SB-9 (3-3.5') Date Received: 11/04/21

Sample Location: PORT CHESTER, NY Field Prep: Not Specified

Sample Depth:

| Parameter | Result | Qualifier | Units | RL | MDL | Dilution Factor |
|---|---|---|---|---|---|---|
| **Semivolatile Organics by GC/MS - Westborough Lab** | | | | | | |
| 2,4,5-Trichlorophenol | ND | | ug/kg | 190 | 36. | 1 |
| Benzoic Acid | ND | | ug/kg | 610 | 190 | 1 |
| Benzyl Alcohol | ND | | ug/kg | 190 | 58. | 1 |
| Carbazole | ND | | ug/kg | 190 | 18. | 1 |
| 1,4-Dioxane | ND | | ug/kg | 28 | 8.6 | 1 |

| Tentatively Identified Compounds | | | | |
|---|---|---|---|---|
| Total TIC Compounds | 2480 | J | ug/kg | 1 |
| Unknown | 280 | J | ug/kg | 1 |
| Unknown | 176 | J | ug/kg | 1 |
| Cyclic Octaatomic Sulfur | 1340 | NJ | ug/kg | 1 |
| Sulfur | 360 | NJ | ug/kg | 1 |
| Unknown | 320 | J | ug/kg | 1 |

| Surrogate | % Recovery | Qualifier | Acceptance Criteria |
|---|---|---|---|
| 2-Fluorophenol | 88 | | 25-120 |
| Phenol-d6 | 93 | | 10-120 |
| Nitrobenzene-d5 | 85 | | 23-120 |
| 2-Fluorobiphenyl | 87 | | 30-120 |
| 2,4,6-Tribromophenol | 93 | | 10-136 |
| 4-Terphenyl-d14 | 90 | | 18-120 |

**Project Name:** 140 W MAIN ST
**Project Number:** 12166
**Lab Number:** L2160899
**Report Date:** 11/29/21

## SAMPLE RESULTS

Lab ID: L2160899-07
Client ID: SB-9 (3-3.5')
Sample Location: PORT CHESTER, NY

Date Collected: 11/04/21 15:00
Date Received: 11/04/21
Field Prep: Not Specified

Sample Depth:
Matrix: Soil
Analytical Method: 134,LCMSMS-ID
Analytical Date: 11/12/21 09:29
Analyst: HT
Percent Solids: 87%

Extraction Method: ALPHA 23528
Extraction Date: 11/10/21 09:31

| Parameter | Result | Qualifier | Units | RL | MDL | Dilution Factor |
|---|---|---|---|---|---|---|
| **Perfluorinated Alkyl Acids by Isotope Dilution - Mansfield Lab** | | | | | | |
| Perfluorobutanoic Acid (PFBA) | ND | | ng/g | 0.511 | 0.023 | 1 |
| Perfluoropentanoic Acid (PFPeA) | ND | | ng/g | 0.511 | 0.047 | 1 |
| Perfluorobutanesulfonic Acid (PFBS) | ND | | ng/g | 0.255 | 0.040 | 1 |
| Perfluorohexanoic Acid (PFHxA) | ND | | ng/g | 0.511 | 0.054 | 1 |
| Perfluoroheptanoic Acid (PFHpA) | ND | | ng/g | 0.255 | 0.046 | 1 |
| Perfluorohexanesulfonic Acid (PFHxS) | ND | | ng/g | 0.255 | 0.062 | 1 |
| Perfluorooctanoic Acid (PFOA) | 0.054 | J | ng/g | 0.255 | 0.043 | 1 |
| 1H,1H,2H,2H-Perfluorooctanesulfonic Acid (6:2FTS) | ND | | ng/g | 0.511 | 0.183 | 1 |
| Perfluoroheptanesulfonic Acid (PFHpS) | ND | | ng/g | 0.511 | 0.139 | 1 |
| Perfluorononanoic Acid (PFNA) | ND | | ng/g | 0.255 | 0.077 | 1 |
| Perfluorooctanesulfonic Acid (PFOS) | 2.96 | | ng/g | 0.255 | 0.133 | 1 |
| Perfluorodecanoic Acid (PFDA) | 0.077 | J | ng/g | 0.255 | 0.069 | 1 |
| 1H,1H,2H,2H-Perfluorodecanesulfonic Acid (8:2FTS) | ND | | ng/g | 0.511 | 0.293 | 1 |
| N-Methyl Perfluorooctanesulfonamidoacetic Acid (NMeFOSAA) | ND | | ng/g | 0.511 | 0.206 | 1 |
| Perfluoroundecanoic Acid (PFUnA) | ND | | ng/g | 0.511 | 0.048 | 1 |
| Perfluorodecanesulfonic Acid (PFDS) | ND | | ng/g | 0.511 | 0.156 | 1 |
| Perfluorooctanesulfonamide (FOSA) | ND | | ng/g | 0.511 | 0.100 | 1 |
| N-Ethyl Perfluorooctanesulfonamidoacetic Acid (NEtFOSAA) | 0.311 | J | ng/g | 0.511 | 0.086 | 1 |
| Perfluorododecanoic Acid (PFDoA) | ND | | ng/g | 0.511 | 0.072 | 1 |
| Perfluorotridecanoic Acid (PFTrDA) | ND | | ng/g | 0.511 | 0.209 | 1 |
| Perfluorotetradecanoic Acid (PFTA) | ND | | ng/g | 0.511 | 0.055 | 1 |
| PFOA/PFOS, Total | 3.01 | J | ng/g | 0.255 | 0.043 | 1 |

**Project Name:** 140 W MAIN ST **Lab Number:** L2160899

**Project Number:** 12166 **Report Date:** 11/29/21

## SAMPLE RESULTS

Lab ID: L2160899-07 Date Collected: 11/04/21 15:00

Client ID: SB-9 (3-3.5') Date Received: 11/04/21

Sample Location: PORT CHESTER, NY Field Prep: Not Specified

Sample Depth:

| Parameter | Result | Qualifier | Units | RL | MDL | Dilution Factor |
|---|---|---|---|---|---|---|

Perfluorinated Alkyl Acids by Isotope Dilution - Mansfield Lab

| Surrogate (Extracted Internal Standard) | % Recovery | Qualifier | Acceptance Criteria |
|---|---|---|---|
| Perfluoro[13C4]Butanoic Acid (MPFBA) | 96 | | 61-135 |
| Perfluoro[13C5]Pentanoic Acid (M5PFPEA) | 103 | | 58-150 |
| Perfluoro[2,3,4-13C3]Butanesulfonic Acid (M3PFBS) | 105 | | 74-139 |
| Perfluoro[1,2,3,4,6-13C5]Hexanoic Acid (M5PFHxA) | 102 | | 66-128 |
| Perfluoro[1,2,3,4-13C4]Heptanoic Acid (M4PFHpA) | 98 | | 71-129 |
| Perfluoro[1,2,3-13C3]Hexanesulfonic Acid (M3PFHxS) | 98 | | 78-139 |
| Perfluoro[13C8]Octanoic Acid (M8PFOA) | 102 | | 75-130 |
| 1H,1H,2H,2H-Perfluoro[1,2-13C2]Octanesulfonic Acid (M2-6:2FTS) | 81 | | 20-154 |
| Perfluoro[13C9]Nonanoic Acid (M9PFNA) | 110 | | 72-140 |
| Perfluoro[13C8]Octanesulfonic Acid (M8PFOS) | 103 | | 79-136 |
| Perfluoro[1,2,3,4,5,6-13C6]Decanoic Acid (M6PFDA) | 103 | | 75-130 |
| 1H,1H,2H,2H-Perfluoro[1,2-13C2]Decanesulfonic Acid (M2-8:2FTS) | 114 | | 19-175 |
| N-Deuteriomethylperfluoro-1-octanesulfonamidoacetic Acid (d3-NMeFOSAA) | 49 | | 31-134 |
| Perfluoro[1,2,3,4,5,6,7-13C7]Undecanoic Acid (M7-PFUDA) | 105 | | 61-155 |
| Perfluoro[13C8]Octanesulfonamide (M8FOSA) | 73 | | 10-117 |
| N-Deuterioethylperfluoro-1-octanesulfonamidoacetic Acid (d5-NEtFOSAA) | 53 | | 34-137 |
| Perfluoro[1,2-13C2]Dodecanoic Acid (MPFDOA) | 82 | | 54-150 |
| Perfluoro[1,2-13C2]Tetradecanoic Acid (M2PFTEDA) | 64 | | 24-159 |

**Project Name:** 140 W MAIN ST
**Project Number:** 12166
**Lab Number:** L2160899
**Report Date:** 11/29/21

## SAMPLE RESULTS

Lab ID: L2160899-08
Client ID: SB-10 (5.5-6')
Sample Location: PORT CHESTER, NY

Date Collected: 11/04/21 16:20
Date Received: 11/04/21
Field Prep: Not Specified

Sample Depth:
Matrix: Soil
Analytical Method: 1,8270D
Analytical Date: 11/10/21 18:32
Analyst: IM
Percent Solids: 96%

Extraction Method: EPA 3546
Extraction Date: 11/09/21 11:06

| Parameter | Result | Qualifier | Units | RL | MDL | Dilution Factor |
|---|---|---|---|---|---|---|
| **Semivolatile Organics by GC/MS - Westborough Lab** | | | | | | |
| Acenaphthene | ND | | ug/kg | 140 | 18. | 1 |
| 1,2,4-Trichlorobenzene | ND | | ug/kg | 170 | 20. | 1 |
| Hexachlorobenzene | ND | | ug/kg | 100 | 19. | 1 |
| Bis(2-chloroethyl)ether | ND | | ug/kg | 150 | 23. | 1 |
| 2-Chloronaphthalene | ND | | ug/kg | 170 | 17. | 1 |
| 1,2-Dichlorobenzene | ND | | ug/kg | 170 | 31. | 1 |
| 1,3-Dichlorobenzene | ND | | ug/kg | 170 | 29. | 1 |
| 1,4-Dichlorobenzene | ND | | ug/kg | 170 | 30. | 1 |
| 3,3'-Dichlorobenzidine | ND | | ug/kg | 170 | 45. | 1 |
| 2,4-Dinitrotoluene | ND | | ug/kg | 170 | 34. | 1 |
| 2,6-Dinitrotoluene | ND | | ug/kg | 170 | 29. | 1 |
| Fluoranthene | ND | | ug/kg | 100 | 20. | 1 |
| 4-Chlorophenyl phenyl ether | ND | | ug/kg | 170 | 18. | 1 |
| 4-Bromophenyl phenyl ether | ND | | ug/kg | 170 | 26. | 1 |
| Bis(2-chloroisopropyl)ether | ND | | ug/kg | 200 | 29. | 1 |
| Bis(2-chloroethoxy)methane | ND | | ug/kg | 180 | 17. | 1 |
| Hexachlorobutadiene | ND | | ug/kg | 170 | 25. | 1 |
| Hexachlorocyclopentadiene | ND | | ug/kg | 490 | 150 | 1 |
| Hexachloroethane | ND | | ug/kg | 140 | 28. | 1 |
| Isophorone | ND | | ug/kg | 150 | 22. | 1 |
| Naphthalene | ND | | ug/kg | 170 | 21. | 1 |
| Nitrobenzene | ND | | ug/kg | 150 | 25. | 1 |
| NDPA/DPA | ND | | ug/kg | 140 | 19. | 1 |
| n-Nitrosodi-n-propylamine | ND | | ug/kg | 170 | 26. | 1 |
| Bis(2-ethylhexyl)phthalate | ND | | ug/kg | 170 | 59. | 1 |
| Butyl benzyl phthalate | ND | | ug/kg | 170 | 43. | 1 |
| Di-n-butylphthalate | ND | | ug/kg | 170 | 32. | 1 |
| Di-n-octylphthalate | ND | | ug/kg | 170 | 58. | 1 |

**Project Name:** 140 W MAIN ST **Lab Number:** L2160899

**Project Number:** 12166 **Report Date:** 11/29/21

## SAMPLE RESULTS

Lab ID: L2160899-08 Date Collected: 11/04/21 16:20

Client ID: SB-10 (5.5-6') Date Received: 11/04/21

Sample Location: PORT CHESTER, NY Field Prep: Not Specified

Sample Depth:

| Parameter | Result | Qualifier | Units | RL | MDL | Dilution Factor |
|---|---|---|---|---|---|---|
| Semivolatile Organics by GC/MS - Westborough Lab | | | | | | |
| Diethyl phthalate | ND | | ug/kg | 170 | 16. | 1 |
| Dimethyl phthalate | ND | | ug/kg | 170 | 36. | 1 |
| Benzo(a)anthracene | ND | | ug/kg | 100 | 19. | 1 |
| Benzo(a)pyrene | ND | | ug/kg | 140 | 42. | 1 |
| Benzo(b)fluoranthene | ND | | ug/kg | 100 | 29. | 1 |
| Benzo(k)fluoranthene | ND | | ug/kg | 100 | 27. | 1 |
| Chrysene | ND | | ug/kg | 100 | 18. | 1 |
| Acenaphthylene | ND | | ug/kg | 140 | 26. | 1 |
| Anthracene | ND | | ug/kg | 100 | 33. | 1 |
| Benzo(ghi)perylene | ND | | ug/kg | 140 | 20. | 1 |
| Fluorene | ND | | ug/kg | 170 | 17. | 1 |
| Phenanthrene | ND | | ug/kg | 100 | 21. | 1 |
| Dibenzo(a,h)anthracene | ND | | ug/kg | 100 | 20. | 1 |
| Indeno(1,2,3-cd)pyrene | ND | | ug/kg | 140 | 24. | 1 |
| Pyrene | ND | | ug/kg | 100 | 17. | 1 |
| Biphenyl | ND | | ug/kg | 390 | 40. | 1 |
| 4-Chloroaniline | ND | | ug/kg | 170 | 31. | 1 |
| 2-Nitroaniline | ND | | ug/kg | 170 | 33. | 1 |
| 3-Nitroaniline | ND | | ug/kg | 170 | 32. | 1 |
| 4-Nitroaniline | ND | | ug/kg | 170 | 71. | 1 |
| Dibenzofuran | ND | | ug/kg | 170 | 16. | 1 |
| 2-Methylnaphthalene | ND | | ug/kg | 200 | 21. | 1 |
| 1,2,4,5-Tetrachlorobenzene | ND | | ug/kg | 170 | 18. | 1 |
| Acetophenone | ND | | ug/kg | 170 | 21. | 1 |
| 2,4,6-Trichlorophenol | ND | | ug/kg | 100 | 32. | 1 |
| p-Chloro-m-cresol | ND | | ug/kg | 170 | 25. | 1 |
| 2-Chlorophenol | ND | | ug/kg | 170 | 20. | 1 |
| 2,4-Dichlorophenol | ND | | ug/kg | 150 | 27. | 1 |
| 2,4-Dimethylphenol | ND | | ug/kg | 170 | 56. | 1 |
| 2-Nitrophenol | ND | | ug/kg | 370 | 64. | 1 |
| 4-Nitrophenol | ND | | ug/kg | 240 | 70. | 1 |
| 2,4-Dinitrophenol | ND | | ug/kg | 820 | 80. | 1 |
| 4,6-Dinitro-o-cresol | ND | | ug/kg | 440 | 82. | 1 |
| Pentachlorophenol | ND | | ug/kg | 140 | 38. | 1 |
| Phenol | ND | | ug/kg | 170 | 26. | 1 |
| 2-Methylphenol | ND | | ug/kg | 170 | 26. | 1 |
| 3-Methylphenol/4-Methylphenol | ND | | ug/kg | 250 | 27. | 1 |

**Project Name:** 140 W MAIN ST **Lab Number:** L2160899

**Project Number:** 12166 **Report Date:** 11/29/21

## SAMPLE RESULTS

Lab ID: L2160899-08 Date Collected: 11/04/21 16:20

Client ID: SB-10 (5.5-6') Date Received: 11/04/21

Sample Location: PORT CHESTER, NY Field Prep: Not Specified

Sample Depth:

| Parameter | Result | Qualifier | Units | RL | MDL | Dilution Factor |
|---|---|---|---|---|---|---|
| **Semivolatile Organics by GC/MS - Westborough Lab** | | | | | | |
| 2,4,5-Trichlorophenol | ND | | ug/kg | 170 | 33. | 1 |
| Benzoic Acid | ND | | ug/kg | 550 | 170 | 1 |
| Benzyl Alcohol | ND | | ug/kg | 170 | 52. | 1 |
| Carbazole | ND | | ug/kg | 170 | 17. | 1 |
| 1,4-Dioxane | ND | | ug/kg | 26 | 7.9 | 1 |

| Tentatively Identified Compounds | | | | | | |
|---|---|---|---|---|---|---|
| No Tentatively Identified Compounds | ND | | ug/kg | | | 1 |

| Surrogate | % Recovery | Qualifier | Acceptance Criteria |
|---|---|---|---|
| 2-Fluorophenol | 64 | | 25-120 |
| Phenol-d6 | 68 | | 10-120 |
| Nitrobenzene-d5 | 63 | | 23-120 |
| 2-Fluorobiphenyl | 67 | | 30-120 |
| 2,4,6-Tribromophenol | 68 | | 10-136 |
| 4-Terphenyl-d14 | 72 | | 18-120 |

**Project Name:** 140 W MAIN ST
**Project Number:** 12166
**Lab Number:** L2160899
**Report Date:** 11/29/21

## SAMPLE RESULTS

Lab ID: L2160899-08
Client ID: SB-10 (5.5-6')
Sample Location: PORT CHESTER, NY

Date Collected: 11/04/21 16:20
Date Received: 11/04/21
Field Prep: Not Specified

Sample Depth:
Matrix: Soil
Analytical Method: 134,LCMSMS-ID
Analytical Date: 11/12/21 09:46
Analyst: HT
Percent Solids: 96%

Extraction Method: ALPHA 23528
Extraction Date: 11/10/21 09:31

| Parameter | Result | Qualifier | Units | RL | MDL | Dilution Factor |
|---|---|---|---|---|---|---|
| **Perfluorinated Alkyl Acids by Isotope Dilution - Mansfield Lab** | | | | | | |
| Perfluorobutanoic Acid (PFBA) | 0.067 | J | ng/g | 0.462 | 0.021 | 1 |
| Perfluoropentanoic Acid (PFPeA) | 0.151 | J | ng/g | 0.462 | 0.043 | 1 |
| Perfluorobutanesulfonic Acid (PFBS) | ND | | ng/g | 0.231 | 0.036 | 1 |
| Perfluorohexanoic Acid (PFHxA) | 0.161 | J | ng/g | 0.462 | 0.049 | 1 |
| Perfluoroheptanoic Acid (PFHpA) | 0.102 | J | ng/g | 0.231 | 0.042 | 1 |
| Perfluorohexanesulfonic Acid (PFHxS) | ND | | ng/g | 0.231 | 0.056 | 1 |
| Perfluorooctanoic Acid (PFOA) | 0.141 | J | ng/g | 0.231 | 0.039 | 1 |
| 1H,1H,2H,2H-Perfluorooctanesulfonic Acid (6:2FTS) | ND | | ng/g | 0.462 | 0.166 | 1 |
| Perfluoroheptanesulfonic Acid (PFHpS) | ND | | ng/g | 0.462 | 0.126 | 1 |
| Perfluorononanoic Acid (PFNA) | ND | | ng/g | 0.231 | 0.069 | 1 |
| Perfluorooctanesulfonic Acid (PFOS) | ND | | ng/g | 0.231 | 0.120 | 1 |
| Perfluorodecanoic Acid (PFDA) | ND | | ng/g | 0.231 | 0.062 | 1 |
| 1H,1H,2H,2H-Perfluorodecanesulfonic Acid (8:2FTS) | ND | | ng/g | 0.462 | 0.266 | 1 |
| Perfluoroundecanoic Acid (PFUnA) | ND | | ng/g | 0.462 | 0.043 | 1 |
| Perfluorodecanesulfonic Acid (PFDS) | 18.6 | | ng/g | 0.462 | 0.142 | 1 |
| Perfluorooctanesulfonamide (FOSA) | ND | | ng/g | 0.462 | 0.091 | 1 |
| Perfluorododecanoic Acid (PFDoA) | ND | | ng/g | 0.462 | 0.065 | 1 |
| Perfluorotridecanoic Acid (PFTrDA) | ND | | ng/g | 0.462 | 0.189 | 1 |
| Perfluorotetradecanoic Acid (PFTA) | ND | | ng/g | 0.462 | 0.050 | 1 |
| PFOA/PFOS, Total | 0.141 | J | ng/g | 0.231 | 0.039 | 1 |

**Project Name:** 140 W MAIN ST **Lab Number:** L2160899

**Project Number:** 12166 **Report Date:** 11/29/21

## SAMPLE RESULTS

Lab ID: L2160899-08 Date Collected: 11/04/21 16:20

Client ID: SB-10 (5.5-6') Date Received: 11/04/21

Sample Location: PORT CHESTER, NY Field Prep: Not Specified

Sample Depth:

| Parameter | Result | Qualifier | Units | RL | MDL | Dilution Factor |
|---|---|---|---|---|---|---|

Perfluorinated Alkyl Acids by Isotope Dilution - Mansfield Lab

| Surrogate (Extracted Internal Standard) | % Recovery | Qualifier | Acceptance Criteria |
|---|---|---|---|
| Perfluoro[13C4]Butanoic Acid (MPFBA) | 69 | | 61-135 |
| Perfluoro[13C5]Pentanoic Acid (M5PFPEA) | 79 | | 58-150 |
| Perfluoro[2,3,4-13C3]Butanesulfonic Acid (M3PFBS) | 103 | | 74-139 |
| Perfluoro[1,2,3,4,6-13C5]Hexanoic Acid (M5PFHxA) | 83 | | 66-128 |
| Perfluoro[1,2,3,4-13C4]Heptanoic Acid (M4PFHpA) | 86 | | 71-129 |
| Perfluoro[1,2,3-13C3]Hexanesulfonic Acid (M3PFHxS) | 96 | | 78-139 |
| Perfluoro[13C8]Octanoic Acid (M8PFOA) | 88 | | 75-130 |
| 1H,1H,2H,2H-Perfluoro[1,2-13C2]Octanesulfonic Acid (M2-6:2FTS) | 78 | | 20-154 |
| Perfluoro[13C9]Nonanoic Acid (M9PFNA) | 107 | | 72-140 |
| Perfluoro[13C8]Octanesulfonic Acid (M8PFOS) | 100 | | 79-136 |
| Perfluoro[1,2,3,4,5,6-13C6]Decanoic Acid (M6PFDA) | 94 | | 75-130 |
| 1H,1H,2H,2H-Perfluoro[1,2-13C2]Decanesulfonic Acid (M2-8:2FTS) | 99 | | 19-175 |
| N-Deuteriomethylperfluoro-1-octanesulfonamidoacetic Acid (d3-NMeFOSAA) | **7** | Q | 31-134 |
| Perfluoro[1,2,3,4,5,6,7-13C7]Undecanoic Acid (M7-PFUDA) | 85 | | 61-155 |
| Perfluoro[13C8]Octanesulfonamide (M8FOSA) | 17 | | 10-117 |
| N-Deuterioethylperfluoro-1-octanesulfonamidoacetic Acid (d5-NEtFOSAA) | **6** | Q | 34-137 |
| Perfluoro[1,2-13C2]Dodecanoic Acid (MPFDOA) | 76 | | 54-150 |
| Perfluoro[1,2-13C2]Tetradecanoic Acid (M2PFTEDA) | 61 | | 24-159 |

**Project Name:** 140 W MAIN ST
**Project Number:** 12166
**Lab Number:** L2160899
**Report Date:** 11/29/21

## SAMPLE RESULTS

Lab ID: L2160899-08 RE
Client ID: SB-10 (5.5-6')
Sample Location: PORT CHESTER, NY

Date Collected: 11/04/21 16:20
Date Received: 11/04/21
Field Prep: Not Specified

Sample Depth:
Matrix: Soil
Analytical Method: 134,LCMSMS-ID
Analytical Date: 11/23/21 19:53
Analyst: SG
Percent Solids: 96%

Extraction Method: ALPHA 23528
Extraction Date: 11/16/21 10:36

| Parameter | Result | Qualifier | Units | RL | MDL | Dilution Factor |
|---|---|---|---|---|---|---|
| **Perfluorinated Alkyl Acids by Isotope Dilution - Mansfield Lab** | | | | | | |
| N-Methyl Perfluorooctanesulfonamidoacetic Acid (NMeFOSAA) | ND | | ng/g | 2.02 | 0.812 | 1 |
| N-Ethyl Perfluorooctanesulfonamidoacetic Acid (NEtFOSAA) | ND | | ng/g | 2.02 | 0.341 | 1 |

| Surrogate (Extracted Internal Standard) | % Recovery | Qualifier | Acceptance Criteria |
|---|---|---|---|
| N-Deuteriomethylperfluoro-1-octanesulfonamidoacetic Acid (d3-NMeFOSAA) | **4** | Q | 31-134 |
| N-Deuterioethylperfluoro-1-octanesulfonamidoacetic Acid (d5-NEtFOSAA) | **7** | Q | 34-137 |

**Project Name:** 140 W MAIN ST
**Project Number:** 12166

**Lab Number:** L2160899
**Report Date:** 11/29/21

# Method Blank Analysis
## Batch Quality Control

Analytical Method: 1,8270D
Analytical Date: 11/08/21 23:32
Analyst: JG

Extraction Method: EPA 3510C
Extraction Date: 11/08/21 15:32

| Parameter | Result | Qualifier | Units | RL | MDL |
|---|---|---|---|---|---|
| Semivolatile Organics by GC/MS - Westborough Lab for sample(s): 01 Batch: WG1568597-1 | | | | | |
| Acenaphthene | ND | | ug/l | 2.0 | 0.44 |
| 1,2,4-Trichlorobenzene | ND | | ug/l | 5.0 | 0.50 |
| Hexachlorobenzene | ND | | ug/l | 2.0 | 0.46 |
| Bis(2-chloroethyl)ether | ND | | ug/l | 2.0 | 0.50 |
| 2-Chloronaphthalene | ND | | ug/l | 2.0 | 0.44 |
| 1,2-Dichlorobenzene | ND | | ug/l | 2.0 | 0.45 |
| 1,3-Dichlorobenzene | ND | | ug/l | 2.0 | 0.40 |
| 1,4-Dichlorobenzene | ND | | ug/l | 2.0 | 0.43 |
| 3,3'-Dichlorobenzidine | ND | | ug/l | 5.0 | 1.6 |
| 2,4-Dinitrotoluene | ND | | ug/l | 5.0 | 1.2 |
| 2,6-Dinitrotoluene | ND | | ug/l | 5.0 | 0.93 |
| Fluoranthene | ND | | ug/l | 2.0 | 0.26 |
| 4-Chlorophenyl phenyl ether | ND | | ug/l | 2.0 | 0.49 |
| 4-Bromophenyl phenyl ether | ND | | ug/l | 2.0 | 0.38 |
| Bis(2-chloroisopropyl)ether | ND | | ug/l | 2.0 | 0.53 |
| Bis(2-chloroethoxy)methane | ND | | ug/l | 5.0 | 0.50 |
| Hexachlorobutadiene | ND | | ug/l | 2.0 | 0.66 |
| Hexachlorocyclopentadiene | ND | | ug/l | 20 | 0.69 |
| Hexachloroethane | ND | | ug/l | 2.0 | 0.58 |
| Isophorone | ND | | ug/l | 5.0 | 1.2 |
| Naphthalene | ND | | ug/l | 2.0 | 0.46 |
| Nitrobenzene | ND | | ug/l | 2.0 | 0.77 |
| NDPA/DPA | ND | | ug/l | 2.0 | 0.42 |
| n-Nitrosodi-n-propylamine | ND | | ug/l | 5.0 | 0.64 |
| Bis(2-ethylhexyl)phthalate | ND | | ug/l | 3.0 | 1.5 |
| Butyl benzyl phthalate | ND | | ug/l | 5.0 | 1.2 |
| Di-n-butylphthalate | ND | | ug/l | 5.0 | 0.39 |
| Di-n-octylphthalate | ND | | ug/l | 5.0 | 1.3 |
| Diethyl phthalate | ND | | ug/l | 5.0 | 0.38 |

**Project Name:** 140 W MAIN ST
**Project Number:** 12166

**Lab Number:** L2160899
**Report Date:** 11/29/21

# Method Blank Analysis
## Batch Quality Control

Analytical Method: 1,8270D
Analytical Date: 11/08/21 23:32
Analyst: JG

Extraction Method: EPA 3510C
Extraction Date: 11/08/21 15:32

| Parameter | Result | Qualifier | Units | RL | MDL |
|---|---|---|---|---|---|
| Semivolatile Organics by GC/MS - Westborough Lab for sample(s): 01 Batch: WG1568597-1 | | | | | |
| Dimethyl phthalate | ND | | ug/l | 5.0 | 1.8 |
| Benzo(a)anthracene | ND | | ug/l | 2.0 | 0.32 |
| Benzo(a)pyrene | ND | | ug/l | 2.0 | 0.41 |
| Benzo(b)fluoranthene | ND | | ug/l | 2.0 | 0.35 |
| Benzo(k)fluoranthene | ND | | ug/l | 2.0 | 0.37 |
| Chrysene | ND | | ug/l | 2.0 | 0.34 |
| Acenaphthylene | ND | | ug/l | 2.0 | 0.46 |
| Anthracene | ND | | ug/l | 2.0 | 0.33 |
| Benzo(ghi)perylene | ND | | ug/l | 2.0 | 0.30 |
| Fluorene | ND | | ug/l | 2.0 | 0.41 |
| Phenanthrene | ND | | ug/l | 2.0 | 0.33 |
| Dibenzo(a,h)anthracene | ND | | ug/l | 2.0 | 0.32 |
| Indeno(1,2,3-cd)pyrene | ND | | ug/l | 2.0 | 0.40 |
| Pyrene | ND | | ug/l | 2.0 | 0.28 |
| Biphenyl | ND | | ug/l | 2.0 | 0.46 |
| 4-Chloroaniline | ND | | ug/l | 5.0 | 1.1 |
| 2-Nitroaniline | ND | | ug/l | 5.0 | 0.50 |
| 3-Nitroaniline | ND | | ug/l | 5.0 | 0.81 |
| 4-Nitroaniline | ND | | ug/l | 5.0 | 0.80 |
| Dibenzofuran | ND | | ug/l | 2.0 | 0.50 |
| 2-Methylnaphthalene | ND | | ug/l | 2.0 | 0.45 |
| 1,2,4,5-Tetrachlorobenzene | ND | | ug/l | 10 | 0.44 |
| Acetophenone | ND | | ug/l | 5.0 | 0.53 |
| 2,4,6-Trichlorophenol | ND | | ug/l | 5.0 | 0.61 |
| p-Chloro-m-cresol | ND | | ug/l | 2.0 | 0.35 |
| 2-Chlorophenol | ND | | ug/l | 2.0 | 0.48 |
| 2,4-Dichlorophenol | ND | | ug/l | 5.0 | 0.41 |
| 2,4-Dimethylphenol | ND | | ug/l | 5.0 | 1.8 |
| 2-Nitrophenol | ND | | ug/l | 10 | 0.85 |

**Project Name:** 140 W MAIN ST
**Project Number:** 12166

**Lab Number:** L2160899
**Report Date:** 11/29/21

# Method Blank Analysis
## Batch Quality Control

Analytical Method: 1,8270D
Analytical Date: 11/08/21 23:32
Analyst: JG

Extraction Method: EPA 3510C
Extraction Date: 11/08/21 15:32

| Parameter | Result | Qualifier | Units | RL | MDL |
|---|---|---|---|---|---|
| Semivolatile Organics by GC/MS - Westborough Lab for sample(s): 01 Batch: WG1568597-1 | | | | | |
| 4-Nitrophenol | ND | | ug/l | 10 | 0.67 |
| 2,4-Dinitrophenol | ND | | ug/l | 20 | 6.6 |
| 4,6-Dinitro-o-cresol | ND | | ug/l | 10 | 1.8 |
| Pentachlorophenol | ND | | ug/l | 10 | 1.8 |
| Phenol | ND | | ug/l | 5.0 | 0.57 |
| 2-Methylphenol | ND | | ug/l | 5.0 | 0.49 |
| 3-Methylphenol/4-Methylphenol | ND | | ug/l | 5.0 | 0.48 |
| 2,4,5-Trichlorophenol | ND | | ug/l | 5.0 | 0.77 |
| Benzoic Acid | ND | | ug/l | 50 | 2.6 |
| Benzyl Alcohol | ND | | ug/l | 2.0 | 0.59 |
| Carbazole | ND | | ug/l | 2.0 | 0.49 |

Tentatively Identified Compounds

| | | |
|---|---|---|
| No Tentatively Identified Compounds | ND | ug/l |

| Surrogate | %Recovery | Qualifier | Acceptance Criteria |
|---|---|---|---|
| 2-Fluorophenol | 51 | | 21-120 |
| Phenol-d6 | 40 | | 10-120 |
| Nitrobenzene-d5 | 56 | | 23-120 |
| 2-Fluorobiphenyl | 60 | | 15-120 |
| 2,4,6-Tribromophenol | 59 | | 10-120 |
| 4-Terphenyl-d14 | 72 | | 41-149 |

**Project Name:** 140 W MAIN ST
**Project Number:** 12166

**Lab Number:** L2160899
**Report Date:** 11/29/21

# Method Blank Analysis
## Batch Quality Control

Analytical Method: 1,8270D-SIM
Analytical Date: 11/09/21 13:31
Analyst: JJW

Extraction Method: EPA 3510C
Extraction Date: 11/08/21 15:38

| Parameter | Result | Qualifier | Units | RL | MDL |
|---|---|---|---|---|---|
| Semivolatile Organics by GC/MS-SIM - Westborough Lab for sample(s): 01 Batch: WG1568608-1 | | | | | |
| Acenaphthene | ND | | ug/l | 0.10 | 0.01 |
| 2-Chloronaphthalene | ND | | ug/l | 0.20 | 0.02 |
| Fluoranthene | ND | | ug/l | 0.10 | 0.02 |
| Hexachlorobutadiene | ND | | ug/l | 0.50 | 0.05 |
| Naphthalene | ND | | ug/l | 0.10 | 0.05 |
| Benzo(a)anthracene | ND | | ug/l | 0.10 | 0.02 |
| Benzo(a)pyrene | ND | | ug/l | 0.10 | 0.02 |
| Benzo(b)fluoranthene | ND | | ug/l | 0.10 | 0.01 |
| Benzo(k)fluoranthene | ND | | ug/l | 0.10 | 0.01 |
| Chrysene | ND | | ug/l | 0.10 | 0.01 |
| Acenaphthylene | ND | | ug/l | 0.10 | 0.01 |
| Anthracene | ND | | ug/l | 0.10 | 0.01 |
| Benzo(ghi)perylene | ND | | ug/l | 0.10 | 0.01 |
| Fluorene | ND | | ug/l | 0.10 | 0.01 |
| Phenanthrene | ND | | ug/l | 0.10 | 0.02 |
| Dibenzo(a,h)anthracene | ND | | ug/l | 0.10 | 0.01 |
| Indeno(1,2,3-cd)pyrene | ND | | ug/l | 0.10 | 0.01 |
| Pyrene | ND | | ug/l | 0.10 | 0.02 |
| 2-Methylnaphthalene | ND | | ug/l | 0.10 | 0.02 |
| Pentachlorophenol | ND | | ug/l | 0.80 | 0.01 |
| Hexachlorobenzene | ND | | ug/l | 0.80 | 0.01 |
| Hexachloroethane | ND | | ug/l | 0.80 | 0.06 |

**Project Name:** 140 W MAIN ST
**Project Number:** 12166

**Lab Number:** L2160899
**Report Date:** 11/29/21

# Method Blank Analysis
## Batch Quality Control

Analytical Method: 1,8270D-SIM
Analytical Date: 11/09/21 13:31
Analyst: JJW

Extraction Method: EPA 3510C
Extraction Date: 11/08/21 15:38

| Parameter | Result | Qualifier | Units | RL | MDL |
|---|---|---|---|---|---|
| Semivolatile Organics by GC/MS-SIM - Westborough Lab for sample(s): 01 Batch: WG1568608-1 | | | | | |

| Surrogate | %Recovery | Qualifier | Acceptance Criteria |
|---|---|---|---|
| 2-Fluorophenol | 51 | | 21-120 |
| Phenol-d6 | 41 | | 10-120 |
| Nitrobenzene-d5 | 65 | | 23-120 |
| 2-Fluorobiphenyl | 67 | | 15-120 |
| 2,4,6-Tribromophenol | 62 | | 10-120 |
| 4-Terphenyl-d14 | 70 | | 41-149 |

**Project Name:** 140 W MAIN ST
**Project Number:** 12166

**Lab Number:** L2160899
**Report Date:** 11/29/21

# Method Blank Analysis
## Batch Quality Control

Analytical Method: 1,8270D
Analytical Date: 11/10/21 15:16
Analyst: IM

Extraction Method: EPA 3546
Extraction Date: 11/09/21 00:19

| Parameter | Result | Qualifier | Units | RL | MDL |
|---|---|---|---|---|---|
| Semivolatile Organics by GC/MS - Westborough Lab for sample(s): 04-08 Batch: WG1568736-1 | | | | | |
| Acenaphthene | ND | | ug/kg | 130 | 17. |
| 1,2,4-Trichlorobenzene | ND | | ug/kg | 160 | 19. |
| Hexachlorobenzene | ND | | ug/kg | 98 | 18. |
| Bis(2-chloroethyl)ether | ND | | ug/kg | 150 | 22. |
| 2-Chloronaphthalene | ND | | ug/kg | 160 | 16. |
| 1,2-Dichlorobenzene | ND | | ug/kg | 160 | 29. |
| 1,3-Dichlorobenzene | ND | | ug/kg | 160 | 28. |
| 1,4-Dichlorobenzene | ND | | ug/kg | 160 | 28. |
| 3,3'-Dichlorobenzidine | ND | | ug/kg | 160 | 43. |
| 2,4-Dinitrotoluene | ND | | ug/kg | 160 | 33. |
| 2,6-Dinitrotoluene | ND | | ug/kg | 160 | 28. |
| Fluoranthene | ND | | ug/kg | 98 | 19. |
| 4-Chlorophenyl phenyl ether | ND | | ug/kg | 160 | 17. |
| 4-Bromophenyl phenyl ether | ND | | ug/kg | 160 | 25. |
| Bis(2-chloroisopropyl)ether | ND | | ug/kg | 200 | 28. |
| Bis(2-chloroethoxy)methane | ND | | ug/kg | 180 | 16. |
| Hexachlorobutadiene | ND | | ug/kg | 160 | 24. |
| Hexachlorocyclopentadiene | ND | | ug/kg | 470 | 150 |
| Hexachloroethane | ND | | ug/kg | 130 | 26. |
| Isophorone | ND | | ug/kg | 150 | 21. |
| Naphthalene | ND | | ug/kg | 160 | 20. |
| Nitrobenzene | ND | | ug/kg | 150 | 24. |
| NDPA/DPA | ND | | ug/kg | 130 | 19. |
| n-Nitrosodi-n-propylamine | ND | | ug/kg | 160 | 25. |
| Bis(2-ethylhexyl)phthalate | ND | | ug/kg | 160 | 56. |
| Butyl benzyl phthalate | ND | | ug/kg | 160 | 41. |
| Di-n-butylphthalate | ND | | ug/kg | 160 | 31. |
| Di-n-octylphthalate | ND | | ug/kg | 160 | 56. |
| Diethyl phthalate | ND | | ug/kg | 160 | 15. |

**Project Name:** 140 W MAIN ST
**Project Number:** 12166

**Lab Number:** L2160899
**Report Date:** 11/29/21

# Method Blank Analysis
## Batch Quality Control

Analytical Method: 1,8270D
Analytical Date: 11/10/21 15:16
Analyst: IM

Extraction Method: EPA 3546
Extraction Date: 11/09/21 00:19

| Parameter | Result | Qualifier | Units | RL | MDL |
|---|---|---|---|---|---|
| Semivolatile Organics by GC/MS - Westborough Lab for sample(s): 04-08 Batch: WG1568736-1 | | | | | |
| Dimethyl phthalate | ND | | ug/kg | 160 | 34. |
| Benzo(a)anthracene | ND | | ug/kg | 98 | 18. |
| Benzo(a)pyrene | ND | | ug/kg | 130 | 40. |
| Benzo(b)fluoranthene | ND | | ug/kg | 98 | 28. |
| Benzo(k)fluoranthene | ND | | ug/kg | 98 | 26. |
| Chrysene | ND | | ug/kg | 98 | 17. |
| Acenaphthylene | ND | | ug/kg | 130 | 25. |
| Anthracene | ND | | ug/kg | 98 | 32. |
| Benzo(ghi)perylene | ND | | ug/kg | 130 | 19. |
| Fluorene | ND | | ug/kg | 160 | 16. |
| Phenanthrene | ND | | ug/kg | 98 | 20. |
| Dibenzo(a,h)anthracene | ND | | ug/kg | 98 | 19. |
| Indeno(1,2,3-cd)pyrene | ND | | ug/kg | 130 | 23. |
| Pyrene | ND | | ug/kg | 98 | 16. |
| Biphenyl | ND | | ug/kg | 370 | 38. |
| 4-Chloroaniline | ND | | ug/kg | 160 | 30. |
| 2-Nitroaniline | ND | | ug/kg | 160 | 32. |
| 3-Nitroaniline | ND | | ug/kg | 160 | 31. |
| 4-Nitroaniline | ND | | ug/kg | 160 | 68. |
| Dibenzofuran | ND | | ug/kg | 160 | 15. |
| 2-Methylnaphthalene | ND | | ug/kg | 200 | 20. |
| 1,2,4,5-Tetrachlorobenzene | ND | | ug/kg | 160 | 17. |
| Acetophenone | ND | | ug/kg | 160 | 20. |
| 2,4,6-Trichlorophenol | ND | | ug/kg | 98 | 31. |
| p-Chloro-m-cresol | ND | | ug/kg | 160 | 24. |
| 2-Chlorophenol | ND | | ug/kg | 160 | 19. |
| 2,4-Dichlorophenol | ND | | ug/kg | 150 | 26. |
| 2,4-Dimethylphenol | ND | | ug/kg | 160 | 54. |
| 2-Nitrophenol | ND | | ug/kg | 350 | 61. |

**Project Name:** 140 W MAIN ST
**Project Number:** 12166

**Lab Number:** L2160899
**Report Date:** 11/29/21

# Method Blank Analysis
## Batch Quality Control

Analytical Method: 1,8270D
Analytical Date: 11/10/21 15:16
Analyst: IM

Extraction Method: EPA 3546
Extraction Date: 11/09/21 00:19

| Parameter | Result | Qualifier | Units | RL | MDL |
|---|---|---|---|---|---|
| Semivolatile Organics by GC/MS - Westborough Lab for sample(s): 04-08 Batch: WG1568736-1 | | | | | |
| 4-Nitrophenol | ND | | ug/kg | 230 | 67. |
| 2,4-Dinitrophenol | ND | | ug/kg | 780 | 76. |
| 4,6-Dinitro-o-cresol | ND | | ug/kg | 420 | 78. |
| Pentachlorophenol | ND | | ug/kg | 130 | 36. |
| Phenol | ND | | ug/kg | 160 | 25. |
| 2-Methylphenol | ND | | ug/kg | 160 | 25. |
| 3-Methylphenol/4-Methylphenol | ND | | ug/kg | 240 | 26. |
| 2,4,5-Trichlorophenol | ND | | ug/kg | 160 | 31. |
| Benzoic Acid | ND | | ug/kg | 530 | 160 |
| Benzyl Alcohol | ND | | ug/kg | 160 | 50. |
| Carbazole | ND | | ug/kg | 160 | 16. |
| 1,4-Dioxane | ND | | ug/kg | 24 | 7.5 |

Tentatively Identified Compounds

| | | |
|---|---|---|
| No Tentatively Identified Compounds | ND | ug/kg |

| Surrogate | %Recovery | Qualifier | Acceptance Criteria |
|---|---|---|---|
| 2-Fluorophenol | 69 | | 25-120 |
| Phenol-d6 | 74 | | 10-120 |
| Nitrobenzene-d5 | 68 | | 23-120 |
| 2-Fluorobiphenyl | 71 | | 30-120 |
| 2,4,6-Tribromophenol | 71 | | 10-136 |
| 4-Terphenyl-d14 | 75 | | 18-120 |

**Project Name:** 140 W MAIN ST
**Project Number:** 12166

**Lab Number:** L2160899
**Report Date:** 11/29/21

# Method Blank Analysis
## Batch Quality Control

Analytical Method: 1,8270D-SIM
Analytical Date: 11/11/21 18:42
Analyst: DB

Extraction Method: EPA 3510C
Extraction Date: 11/10/21 08:57

| Parameter | Result | Qualifier | Units | RL | MDL |
|---|---|---|---|---|---|
| 1,4 Dioxane by 8270D-SIM - Mansfield Lab for sample(s): 01 Batch: WG1569400-1 | | | | | |
| 1,4-Dioxane | ND | | ng/l | 150 | 33.9 |

| Surrogate | %Recovery | Qualifier | Acceptance Criteria |
|---|---|---|---|
| 1,4-Dioxane-d8 | 37 | | 15-110 |

**Project Name:** 140 W MAIN ST
**Project Number:** 12166

**Lab Number:** L2160899
**Report Date:** 11/29/21

# Method Blank Analysis
## Batch Quality Control

Analytical Method: 134,LCMSMS-ID
Analytical Date: 11/12/21 03:41
Analyst: HT

Extraction Method: ALPHA 23528
Extraction Date: 11/10/21 09:31

| Parameter | Result | Qualifier | Units | RL | MDL |
|---|---|---|---|---|---|
| Perfluorinated Alkyl Acids by Isotope Dilution - Mansfield Lab for sample(s): 07-08 Batch: WG1569425-1 | | | | | |
| Perfluorobutanoic Acid (PFBA) | ND | | ng/g | 0.500 | 0.023 |
| Perfluoropentanoic Acid (PFPeA) | ND | | ng/g | 0.500 | 0.046 |
| Perfluorobutanesulfonic Acid (PFBS) | ND | | ng/g | 0.250 | 0.039 |
| Perfluorohexanoic Acid (PFHxA) | ND | | ng/g | 0.500 | 0.053 |
| Perfluoroheptanoic Acid (PFHpA) | ND | | ng/g | 0.250 | 0.045 |
| Perfluorohexanesulfonic Acid (PFHxS) | ND | | ng/g | 0.250 | 0.061 |
| Perfluorooctanoic Acid (PFOA) | ND | | ng/g | 0.250 | 0.042 |
| 1H,1H,2H,2H-Perfluorooctanesulfonic Acid (6:2FTS) | ND | | ng/g | 0.500 | 0.180 |
| Perfluoroheptanesulfonic Acid (PFHpS) | ND | | ng/g | 0.500 | 0.136 |
| Perfluorononanoic Acid (PFNA) | ND | | ng/g | 0.250 | 0.075 |
| Perfluorooctanesulfonic Acid (PFOS) | ND | | ng/g | 0.250 | 0.130 |
| Perfluorodecanoic Acid (PFDA) | ND | | ng/g | 0.250 | 0.067 |
| 1H,1H,2H,2H-Perfluorodecanesulfonic Acid (8:2FTS) | ND | | ng/g | 0.500 | 0.287 |
| N-Methyl Perfluorooctanesulfonamidoacetic Acid (NMeFOSAA) | ND | | ng/g | 0.500 | 0.202 |
| Perfluoroundecanoic Acid (PFUnA) | ND | | ng/g | 0.500 | 0.047 |
| Perfluorodecanesulfonic Acid (PFDS) | ND | | ng/g | 0.500 | 0.153 |
| Perfluorooctanesulfonamide (FOSA) | ND | | ng/g | 0.500 | 0.098 |
| N-Ethyl Perfluorooctanesulfonamidoacetic Acid (NEtFOSAA) | ND | | ng/g | 0.500 | 0.085 |
| Perfluorododecanoic Acid (PFDoA) | ND | | ng/g | 0.500 | 0.070 |
| Perfluorotridecanoic Acid (PFTrDA) | ND | | ng/g | 0.500 | 0.204 |
| Perfluorotetradecanoic Acid (PFTA) | ND | | ng/g | 0.500 | 0.054 |
| PFOA/PFOS, Total | ND | | ng/g | 0.250 | 0.042 |

**Project Name:** 140 W MAIN ST
**Project Number:** 12166

**Lab Number:** L2160899
**Report Date:** 11/29/21

# Method Blank Analysis
## Batch Quality Control

Analytical Method: 134,LCMSMS-ID
Analytical Date: 11/12/21 03:41
Analyst: HT

Extraction Method: ALPHA 23528
Extraction Date: 11/10/21 09:31

| Parameter | Result | Qualifier | Units | RL | MDL |
|---|---|---|---|---|---|
| Perfluorinated Alkyl Acids by Isotope Dilution - Mansfield Lab for sample(s): 07-08 Batch: WG1569425-1 | | | | | |

| Surrogate (Extracted Internal Standard) | %Recovery | Qualifier | Acceptance Criteria |
|---|---|---|---|
| Perfluoro[13C4]Butanoic Acid (MPFBA) | 62 | | 61-135 |
| Perfluoro[13C5]Pentanoic Acid (M5PFPEA) | 71 | | 58-150 |
| Perfluoro[2,3,4-13C3]Butanesulfonic Acid (M3PFBS) | 100 | | 74-139 |
| Perfluoro[1,2,3,4,6-13C5]Hexanoic Acid (M5PFHxA) | 75 | | 66-128 |
| Perfluoro[1,2,3,4-13C4]Heptanoic Acid (M4PFHpA) | 78 | | 71-129 |
| Perfluoro[1,2,3-13C3]Hexanesulfonic Acid (M3PFHxS) | 95 | | 78-139 |
| Perfluoro[13C8]Octanoic Acid (M8PFOA) | 84 | | 75-130 |
| 1H,1H,2H,2H-Perfluoro[1,2-13C2]Octanesulfonic Acid (M2-6:2FTS) | 61 | | 20-154 |
| Perfluoro[13C9]Nonanoic Acid (M9PFNA) | 93 | | 72-140 |
| Perfluoro[13C8]Octanesulfonic Acid (M8PFOS) | 92 | | 79-136 |
| Perfluoro[1,2,3,4,5,6-13C6]Decanoic Acid (M6PFDA) | 87 | | 75-130 |
| 1H,1H,2H,2H-Perfluoro[1,2-13C2]Decanesulfonic Acid (M2-8:2FTS) | 73 | | 19-175 |
| N-Deuteriomethylperfluoro-1-octanesulfonamidoacetic Acid (d3-NMeFOSAA) | 43 | | 31-134 |
| Perfluoro[1,2,3,4,5,6,7-13C7]Undecanoic Acid (M7-PFUDA) | 88 | | 61-155 |
| Perfluoro[13C8]Octanesulfonamide (M8FOSA) | **8** | Q | 10-117 |
| N-Deuterioethylperfluoro-1-octanesulfonamidoacetic Acid (d5-NEtFOSAA) | 39 | | 34-137 |
| Perfluoro[1,2-13C2]Dodecanoic Acid (MPFDOA) | 67 | | 54-150 |
| Perfluoro[1,2-13C2]Tetradecanoic Acid (M2PFTEDA) | 51 | | 24-159 |

**Project Name:** 140 W MAIN ST
**Project Number:** 12166

**Lab Number:** L2160899
**Report Date:** 11/29/21

# Method Blank Analysis
## Batch Quality Control

Analytical Method: 134,LCMSMS-ID
Analytical Date: 11/13/21 11:49
Analyst: MP

Extraction Method: ALPHA 23528
Extraction Date: 11/10/21 09:31

| Parameter | Result | Qualifier | Units | RL | MDL |
|---|---|---|---|---|---|
| Perfluorinated Alkyl Acids by Isotope Dilution - Mansfield Lab for sample(s): 07-08 Batch: WG1569425-1 | | | | | |
| Perfluorooctanesulfonamide (FOSA) | ND | | ng/g | 0.500 | 0.098 |

| Surrogate (Extracted Internal Standard) | %Recovery | Qualifier | Acceptance Criteria |
|---|---|---|---|
| Perfluoro[13C8]Octanesulfonamide (M8FOSA) | 92 | | 10-117 |

**Project Name:** 140 W MAIN ST
**Project Number:** 12166

**Lab Number:** L2160899
**Report Date:** 11/29/21

# Method Blank Analysis
## Batch Quality Control

Analytical Method: 134,LCMSMS-ID
Analytical Date: 11/24/21 01:58
Analyst: SG

Extraction Method: ALPHA 23528
Extraction Date: 11/12/21 14:40

| Parameter | Result | Qualifier | Units | RL | MDL |
|---|---|---|---|---|---|
| Perfluorinated Alkyl Acids by Isotope Dilution - Mansfield Lab for sample(s): 02 Batch: WG1570646-1 | | | | | |
| Perfluorobutanoic Acid (PFBA) | ND | | ng/l | 2.00 | 0.408 |
| Perfluoropentanoic Acid (PFPeA) | ND | | ng/l | 2.00 | 0.396 |
| Perfluorobutanesulfonic Acid (PFBS) | ND | | ng/l | 2.00 | 0.238 |
| Perfluorohexanoic Acid (PFHxA) | ND | | ng/l | 2.00 | 0.328 |
| Perfluoroheptanoic Acid (PFHpA) | ND | | ng/l | 2.00 | 0.225 |
| Perfluorohexanesulfonic Acid (PFHxS) | ND | | ng/l | 2.00 | 0.376 |
| Perfluorooctanoic Acid (PFOA) | ND | | ng/l | 2.00 | 0.236 |
| 1H,1H,2H,2H-Perfluorooctanesulfonic Acid (6:2FTS) | ND | | ng/l | 2.00 | 1.33 |
| Perfluoroheptanesulfonic Acid (PFHpS) | ND | | ng/l | 2.00 | 0.688 |
| Perfluorononanoic Acid (PFNA) | ND | | ng/l | 2.00 | 0.312 |
| Perfluorooctanesulfonic Acid (PFOS) | ND | | ng/l | 2.00 | 0.504 |
| Perfluorodecanoic Acid (PFDA) | ND | | ng/l | 2.00 | 0.304 |
| 1H,1H,2H,2H-Perfluorodecanesulfonic Acid (8:2FTS) | ND | | ng/l | 2.00 | 1.21 |
| N-Methyl Perfluorooctanesulfonamidoacetic Acid (NMeFOSAA) | ND | | ng/l | 2.00 | 0.648 |
| Perfluoroundecanoic Acid (PFUnA) | ND | | ng/l | 2.00 | 0.260 |
| Perfluorodecanesulfonic Acid (PFDS) | ND | | ng/l | 2.00 | 0.980 |
| Perfluorooctanesulfonamide (FOSA) | ND | | ng/l | 2.00 | 0.580 |
| N-Ethyl Perfluorooctanesulfonamidoacetic Acid (NEtFOSAA) | ND | | ng/l | 2.00 | 0.804 |
| Perfluorododecanoic Acid (PFDoA) | ND | | ng/l | 2.00 | 0.372 |
| Perfluorotridecanoic Acid (PFTrDA) | ND | | ng/l | 2.00 | 0.327 |
| Perfluorotetradecanoic Acid (PFTA) | ND | | ng/l | 2.00 | 0.248 |
| PFOA/PFOS, Total | ND | | ng/l | 2.00 | 0.236 |

**Project Name:** 140 W MAIN ST
**Project Number:** 12166

**Lab Number:** L2160899
**Report Date:** 11/29/21

# Method Blank Analysis
## Batch Quality Control

Analytical Method: 134,LCMSMS-ID
Analytical Date: 11/24/21 01:58
Analyst: SG

Extraction Method: ALPHA 23528
Extraction Date: 11/12/21 14:40

| Parameter | Result | Qualifier | Units | RL | MDL |
|---|---|---|---|---|---|
| Perfluorinated Alkyl Acids by Isotope Dilution - Mansfield Lab for sample(s): 02 Batch: WG1570646-1 | | | | | |

| Surrogate (Extracted Internal Standard) | %Recovery | Qualifier | Acceptance Criteria |
|---|---|---|---|
| Perfluoro[13C4]Butanoic Acid (MPFBA) | 87 | | 58-132 |
| Perfluoro[13C5]Pentanoic Acid (M5PFPEA) | 117 | | 62-163 |
| Perfluoro[2,3,4-13C3]Butanesulfonic Acid (M3PFBS) | 99 | | 70-131 |
| Perfluoro[1,2,3,4,6-13C5]Hexanoic Acid (M5PFHxA) | 87 | | 57-129 |
| Perfluoro[1,2,3,4-13C4]Heptanoic Acid (M4PFHpA) | 88 | | 60-129 |
| Perfluoro[1,2,3-13C3]Hexanesulfonic Acid (M3PFHxS) | 96 | | 71-134 |
| Perfluoro[13C8]Octanoic Acid (M8PFOA) | 90 | | 62-129 |
| 1H,1H,2H,2H-Perfluoro[1,2-13C2]Octanesulfonic Acid (M2-6:2FTS) | 106 | | 14-147 |
| Perfluoro[13C9]Nonanoic Acid (M9PFNA) | 91 | | 59-139 |
| Perfluoro[13C8]Octanesulfonic Acid (M8PFOS) | 100 | | 69-131 |
| Perfluoro[1,2,3,4,5,6-13C6]Decanoic Acid (M6PFDA) | 83 | | 62-124 |
| 1H,1H,2H,2H-Perfluoro[1,2-13C2]Decanesulfonic Acid (M2-8:2FTS) | 140 | | 10-162 |
| N-Deuteriomethylperfluoro-1-octanesulfonamidoacetic Acid (d3-NMeFOSAA) | 72 | | 24-116 |
| Perfluoro[1,2,3,4,5,6,7-13C7]Undecanoic Acid (M7-PFUDA) | 92 | | 55-137 |
| Perfluoro[13C8]Octanesulfonamide (M8FOSA) | 36 | | 10-112 |
| N-Deuterioethylperfluoro-1-octanesulfonamidoacetic Acid (d5-NEtFOSAA) | 62 | | 27-126 |
| Perfluoro[1,2-13C2]Dodecanoic Acid (MPFDOA) | 83 | | 48-131 |
| Perfluoro[1,2-13C2]Tetradecanoic Acid (M2PFTEDA) | 71 | | 22-136 |

**Project Name:** 140 W MAIN ST
**Project Number:** 12166

**Lab Number:** L2160899
**Report Date:** 11/29/21

# Method Blank Analysis
## Batch Quality Control

Analytical Method: 134,LCMSMS-ID
Analytical Date: 11/26/21 16:16
Analyst: SG

Extraction Method: ALPHA 23528
Extraction Date: 11/12/21 14:40

| Parameter | Result | Qualifier | Units | RL | MDL |
|---|---|---|---|---|---|
| Perfluorinated Alkyl Acids by Isotope Dilution - Mansfield Lab for sample(s): 02 Batch: WG1570646-1 | | | | | |
| Perfluorooctanesulfonamide (FOSA) | ND | | ng/l | 2.00 | 0.580 |

| Surrogate (Extracted Internal Standard) | %Recovery | Qualifier | Acceptance Criteria |
|---|---|---|---|
| Perfluoro[13C8]Octanesulfonamide (M8FOSA) | 69 | | 10-112 |

**Project Name:** 140 W MAIN ST
**Project Number:** 12166

**Lab Number:** L2160899
**Report Date:** 11/29/21

# Method Blank Analysis
## Batch Quality Control

Analytical Method: 134,LCMSMS-ID
Analytical Date: 11/21/21 20:56
Analyst: HT

Extraction Method: ALPHA 23528
Extraction Date: 11/16/21 10:36

| Parameter | Result | Qualifier | Units | RL | MDL |
|---|---|---|---|---|---|
| Perfluorinated Alkyl Acids by Isotope Dilution - Mansfield Lab for sample(s): 08 Batch: WG1571860-1 | | | | | |
| Perfluorobutanoic Acid (PFBA) | ND | | ng/g | 0.500 | 0.023 |
| Perfluoropentanoic Acid (PFPeA) | ND | | ng/g | 0.500 | 0.046 |
| Perfluorobutanesulfonic Acid (PFBS) | ND | | ng/g | 0.250 | 0.039 |
| Perfluorohexanoic Acid (PFHxA) | ND | | ng/g | 0.500 | 0.053 |
| Perfluoroheptanoic Acid (PFHpA) | ND | | ng/g | 0.250 | 0.045 |
| Perfluorohexanesulfonic Acid (PFHxS) | ND | | ng/g | 0.250 | 0.061 |
| Perfluorooctanoic Acid (PFOA) | ND | | ng/g | 0.250 | 0.042 |
| 1H,1H,2H,2H-Perfluorooctanesulfonic Acid (6:2FTS) | ND | | ng/g | 0.500 | 0.180 |
| Perfluoroheptanesulfonic Acid (PFHpS) | ND | | ng/g | 0.500 | 0.136 |
| Perfluorononanoic Acid (PFNA) | ND | | ng/g | 0.250 | 0.075 |
| Perfluorooctanesulfonic Acid (PFOS) | ND | | ng/g | 0.250 | 0.130 |
| Perfluorodecanoic Acid (PFDA) | ND | | ng/g | 0.250 | 0.067 |
| 1H,1H,2H,2H-Perfluorodecanesulfonic Acid (8:2FTS) | ND | | ng/g | 0.500 | 0.287 |
| N-Methyl Perfluorooctanesulfonamidoacetic Acid (NMeFOSAA) | ND | | ng/g | 0.500 | 0.202 |
| Perfluoroundecanoic Acid (PFUnA) | ND | | ng/g | 0.500 | 0.047 |
| Perfluorodecanesulfonic Acid (PFDS) | ND | | ng/g | 0.500 | 0.153 |
| Perfluorooctanesulfonamide (FOSA) | ND | | ng/g | 0.500 | 0.098 |
| N-Ethyl Perfluorooctanesulfonamidoacetic Acid (NEtFOSAA) | ND | | ng/g | 0.500 | 0.085 |
| Perfluorododecanoic Acid (PFDoA) | ND | | ng/g | 0.500 | 0.070 |
| Perfluorotridecanoic Acid (PFTrDA) | ND | | ng/g | 0.500 | 0.204 |
| Perfluorotetradecanoic Acid (PFTA) | ND | | ng/g | 0.500 | 0.054 |
| PFOA/PFOS, Total | ND | | ng/g | 0.250 | 0.042 |

**Project Name:** 140 W MAIN ST
**Project Number:** 12166

**Lab Number:** L2160899
**Report Date:** 11/29/21

# Method Blank Analysis
## Batch Quality Control

Analytical Method: 134,LCMSMS-ID
Analytical Date: 11/21/21 20:56
Analyst: HT

Extraction Method: ALPHA 23528
Extraction Date: 11/16/21 10:36

| Parameter | Result | Qualifier | Units | RL | MDL |
|---|---|---|---|---|---|
| Perfluorinated Alkyl Acids by Isotope Dilution - Mansfield Lab for sample(s): 08 Batch: WG1571860-1 | | | | | |

| Surrogate (Extracted Internal Standard) | %Recovery | Qualifier | Acceptance Criteria |
|---|---|---|---|
| Perfluoro[13C4]Butanoic Acid (MPFBA) | 77 | | 61-135 |
| Perfluoro[13C5]Pentanoic Acid (M5PFPEA) | 81 | | 58-150 |
| Perfluoro[2,3,4-13C3]Butanesulfonic Acid (M3PFBS) | 91 | | 74-139 |
| Perfluoro[1,2,3,4,6-13C5]Hexanoic Acid (M5PFHxA) | 77 | | 66-128 |
| Perfluoro[1,2,3,4-13C4]Heptanoic Acid (M4PFHpA) | 77 | | 71-129 |
| Perfluoro[1,2,3-13C3]Hexanesulfonic Acid (M3PFHxS) | 94 | | 78-139 |
| Perfluoro[13C8]Octanoic Acid (M8PFOA) | 81 | | 75-130 |
| 1H,1H,2H,2H-Perfluoro[1,2-13C2]Octanesulfonic Acid (M2-6:2FTS) | 85 | | 20-154 |
| Perfluoro[13C9]Nonanoic Acid (M9PFNA) | 80 | | 72-140 |
| Perfluoro[13C8]Octanesulfonic Acid (M8PFOS) | 93 | | 79-136 |
| Perfluoro[1,2,3,4,5,6-13C6]Decanoic Acid (M6PFDA) | 82 | | 75-130 |
| 1H,1H,2H,2H-Perfluoro[1,2-13C2]Decanesulfonic Acid (M2-8:2FTS) | 94 | | 19-175 |
| N-Deuteriomethylperfluoro-1-octanesulfonamidoacetic Acid (d3-NMeFOSAA) | 46 | | 31-134 |
| Perfluoro[1,2,3,4,5,6,7-13C7]Undecanoic Acid (M7-PFUDA) | 83 | | 61-155 |
| Perfluoro[13C8]Octanesulfonamide (M8FOSA) | 22 | | 10-117 |
| N-Deuterioethylperfluoro-1-octanesulfonamidoacetic Acid (d5-NEtFOSAA) | 79 | | 34-137 |
| Perfluoro[1,2-13C2]Dodecanoic Acid (MPFDOA) | 78 | | 54-150 |
| Perfluoro[1,2-13C2]Tetradecanoic Acid (M2PFTEDA) | 71 | | 24-159 |

# Lab Control Sample Analysis
## Batch Quality Control

**Project Name:** 140 W MAIN ST
**Project Number:** 12166

**Lab Number:** L2160899
**Report Date:** 11/29/21

| Parameter | LCS %Recovery | Qual | LCSD %Recovery | Qual | %Recovery Limits | RPD | Qual | RPD Limits |
|---|---|---|---|---|---|---|---|---|
| Semivolatile Organics by GC/MS - Westborough Lab Associated sample(s): 01 Batch: WG1568597-2 WG1568597-3 | | | | | | | | |
| Acenaphthene | 60 | | 64 | | 37-111 | 6 | | 30 |
| 1,2,4-Trichlorobenzene | 63 | | 64 | | 39-98 | 2 | | 30 |
| Hexachlorobenzene | 70 | | 71 | | 40-140 | 1 | | 30 |
| Bis(2-chloroethyl)ether | 55 | | 60 | | 40-140 | 9 | | 30 |
| 2-Chloronaphthalene | 63 | | 63 | | 40-140 | 0 | | 30 |
| 1,2-Dichlorobenzene | 60 | | 58 | | 40-140 | 3 | | 30 |
| 1,3-Dichlorobenzene | 57 | | 54 | | 40-140 | 5 | | 30 |
| 1,4-Dichlorobenzene | 57 | | 58 | | 36-97 | 2 | | 30 |
| 3,3'-Dichlorobenzidine | 66 | | 68 | | 40-140 | 3 | | 30 |
| 2,4-Dinitrotoluene | 63 | | 67 | | 48-143 | 6 | | 30 |
| 2,6-Dinitrotoluene | 61 | | 67 | | 40-140 | 9 | | 30 |
| Fluoranthene | 70 | | 69 | | 40-140 | 1 | | 30 |
| 4-Chlorophenyl phenyl ether | 67 | | 71 | | 40-140 | 6 | | 30 |
| 4-Bromophenyl phenyl ether | 68 | | 68 | | 40-140 | 0 | | 30 |
| Bis(2-chloroisopropyl)ether | 44 | | 44 | | 40-140 | 0 | | 30 |
| Bis(2-chloroethoxy)methane | 58 | | 59 | | 40-140 | 2 | | 30 |
| Hexachlorobutadiene | 70 | | 66 | | 40-140 | 6 | | 30 |
| Hexachlorocyclopentadiene | 65 | | 61 | | 40-140 | 6 | | 30 |
| Hexachloroethane | 56 | | 51 | | 40-140 | 9 | | 30 |
| Isophorone | 56 | | 61 | | 40-140 | 9 | | 30 |
| Naphthalene | 58 | | 59 | | 40-140 | 2 | | 30 |
| Nitrobenzene | 54 | | 62 | | 40-140 | 14 | | 30 |
| NDPA/DPA | 69 | | 70 | | 40-140 | 1 | | 30 |

# Lab Control Sample Analysis
## Batch Quality Control

**Project Name:** 140 W MAIN ST
**Project Number:** 12166
**Lab Number:** L2160899
**Report Date:** 11/29/21

| Parameter | LCS %Recovery | Qual | LCSD %Recovery | Qual | %Recovery Limits | RPD | Qual | RPD Limits |
|---|---|---|---|---|---|---|---|---|
| Semivolatile Organics by GC/MS - Westborough Lab Associated sample(s): 01 Batch: WG1568597-2 WG1568597-3 | | | | | | | | |
| n-Nitrosodi-n-propylamine | 56 | | 62 | | 29-132 | 10 | | 30 |
| Bis(2-ethylhexyl)phthalate | 57 | | 55 | | 40-140 | 4 | | 30 |
| Butyl benzyl phthalate | 61 | | 62 | | 40-140 | 2 | | 30 |
| Di-n-butylphthalate | 62 | | 61 | | 40-140 | 2 | | 30 |
| Di-n-octylphthalate | 61 | | 61 | | 40-140 | 0 | | 30 |
| Diethyl phthalate | 62 | | 63 | | 40-140 | 2 | | 30 |
| Dimethyl phthalate | 65 | | 68 | | 40-140 | 5 | | 30 |
| Benzo(a)anthracene | 66 | | 68 | | 40-140 | 3 | | 30 |
| Benzo(a)pyrene | 76 | | 79 | | 40-140 | 4 | | 30 |
| Benzo(b)fluoranthene | 74 | | 79 | | 40-140 | 7 | | 30 |
| Benzo(k)fluoranthene | 71 | | 74 | | 40-140 | 4 | | 30 |
| Chrysene | 69 | | 68 | | 40-140 | 1 | | 30 |
| Acenaphthylene | 63 | | 63 | | 45-123 | 0 | | 30 |
| Anthracene | 68 | | 68 | | 40-140 | 0 | | 30 |
| Benzo(ghi)perylene | 69 | | 71 | | 40-140 | 3 | | 30 |
| Fluorene | 63 | | 66 | | 40-140 | 5 | | 30 |
| Phenanthrene | 64 | | 67 | | 40-140 | 5 | | 30 |
| Dibenzo(a,h)anthracene | 70 | | 72 | | 40-140 | 3 | | 30 |
| Indeno(1,2,3-cd)pyrene | 72 | | 71 | | 40-140 | 1 | | 30 |
| Pyrene | 70 | | 71 | | 26-127 | 1 | | 30 |
| Biphenyl | 66 | | 70 | | 40-140 | 6 | | 30 |
| 4-Chloroaniline | **33** | Q | 40 | | 40-140 | 19 | | 30 |
| 2-Nitroaniline | 63 | | 64 | | 52-143 | 2 | | 30 |

# Lab Control Sample Analysis
## Batch Quality Control

**Project Name:** 140 W MAIN ST
**Project Number:** 12166

**Lab Number:** L2160899
**Report Date:** 11/29/21

| Parameter | LCS %Recovery | Qual | LCSD %Recovery | Qual | %Recovery Limits | RPD | Qual | RPD Limits |
|---|---|---|---|---|---|---|---|---|
| Semivolatile Organics by GC/MS - Westborough Lab Associated sample(s): 01 Batch: WG1568597-2 WG1568597-3 | | | | | | | | |
| 3-Nitroaniline | 52 | | 57 | | 25-145 | 9 | | 30 |
| 4-Nitroaniline | 56 | | 58 | | 51-143 | 4 | | 30 |
| Dibenzofuran | 64 | | 67 | | 40-140 | 5 | | 30 |
| 2-Methylnaphthalene | 63 | | 62 | | 40-140 | 2 | | 30 |
| 1,2,4,5-Tetrachlorobenzene | 72 | | 75 | | 2-134 | 4 | | 30 |
| Acetophenone | 60 | | 66 | | 39-129 | 10 | | 30 |
| 2,4,6-Trichlorophenol | 72 | | 75 | | 30-130 | 4 | | 30 |
| p-Chloro-m-cresol | 68 | | 70 | | 23-97 | 3 | | 30 |
| 2-Chlorophenol | 59 | | 64 | | 27-123 | 8 | | 30 |
| 2,4-Dichlorophenol | 68 | | 74 | | 30-130 | 8 | | 30 |
| 2,4-Dimethylphenol | 62 | | 69 | | 30-130 | 11 | | 30 |
| 2-Nitrophenol | 56 | | 62 | | 30-130 | 10 | | 30 |
| 4-Nitrophenol | 48 | | 51 | | 10-80 | 6 | | 30 |
| 2,4-Dinitrophenol | 53 | | 53 | | 20-130 | 0 | | 30 |
| 4,6-Dinitro-o-cresol | 63 | | 68 | | 20-164 | 8 | | 30 |
| Pentachlorophenol | 65 | | 68 | | 9-103 | 5 | | 30 |
| Phenol | 43 | | 45 | | 12-110 | 5 | | 30 |
| 2-Methylphenol | 60 | | 62 | | 30-130 | 3 | | 30 |
| 3-Methylphenol/4-Methylphenol | 60 | | 67 | | 30-130 | 11 | | 30 |
| 2,4,5-Trichlorophenol | 74 | | 71 | | 30-130 | 4 | | 30 |
| Benzoic Acid | 15 | | 15 | | 10-164 | 0 | | 30 |
| Benzyl Alcohol | 56 | | 56 | | 26-116 | 0 | | 30 |
| Carbazole | 70 | | 70 | | 55-144 | 0 | | 30 |

# Lab Control Sample Analysis
## Batch Quality Control

**Project Name:** 140 W MAIN ST
**Project Number:** 12166
**Lab Number:** L2160899
**Report Date:** 11/29/21

| Parameter | LCS %Recovery | Qual | LCSD %Recovery | Qual | %Recovery Limits | RPD | Qual | RPD Limits |
|---|---|---|---|---|---|---|---|---|

Semivolatile Organics by GC/MS - Westborough Lab Associated sample(s): 01 Batch: WG1568597-2 WG1568597-3

| Surrogate | LCS %Recovery | Qual | LCSD %Recovery | Qual | Acceptance Criteria |
|---|---|---|---|---|---|
| 2-Fluorophenol | 52 | | 52 | | 21-120 |
| Phenol-d6 | 42 | | 44 | | 10-120 |
| Nitrobenzene-d5 | 58 | | 61 | | 23-120 |
| 2-Fluorobiphenyl | 61 | | 62 | | 15-120 |
| 2,4,6-Tribromophenol | 75 | | 69 | | 10-120 |
| 4-Terphenyl-d14 | 79 | | 75 | | 41-149 |

# Lab Control Sample Analysis
## Batch Quality Control

**Project Name:** 140 W MAIN ST
**Project Number:** 12166
**Lab Number:** L2160899
**Report Date:** 11/29/21

| Parameter | LCS %Recovery | Qual | LCSD %Recovery | Qual | %Recovery Limits | RPD | Qual | RPD Limits |
|---|---|---|---|---|---|---|---|---|
| Semivolatile Organics by GC/MS-SIM - Westborough Lab Associated sample(s): 01 Batch: WG1568608-2 WG1568608-3 | | | | | | | | |
| Acenaphthene | 68 | | 73 | | 40-140 | 7 | | 40 |
| 2-Chloronaphthalene | 67 | | 72 | | 40-140 | 7 | | 40 |
| Fluoranthene | 74 | | 80 | | 40-140 | 8 | | 40 |
| Hexachlorobutadiene | 58 | | 68 | | 40-140 | 16 | | 40 |
| Naphthalene | 66 | | 72 | | 40-140 | 9 | | 40 |
| Benzo(a)anthracene | 69 | | 74 | | 40-140 | 7 | | 40 |
| Benzo(a)pyrene | 72 | | 74 | | 40-140 | 3 | | 40 |
| Benzo(b)fluoranthene | 75 | | 79 | | 40-140 | 5 | | 40 |
| Benzo(k)fluoranthene | 75 | | 82 | | 40-140 | 9 | | 40 |
| Chrysene | 73 | | 77 | | 40-140 | 5 | | 40 |
| Acenaphthylene | 68 | | 73 | | 40-140 | 7 | | 40 |
| Anthracene | 72 | | 76 | | 40-140 | 5 | | 40 |
| Benzo(ghi)perylene | 78 | | 82 | | 40-140 | 5 | | 40 |
| Fluorene | 70 | | 76 | | 40-140 | 8 | | 40 |
| Phenanthrene | 71 | | 75 | | 40-140 | 5 | | 40 |
| Dibenzo(a,h)anthracene | 84 | | 89 | | 40-140 | 6 | | 40 |
| Indeno(1,2,3-cd)pyrene | 85 | | 88 | | 40-140 | 3 | | 40 |
| Pyrene | 75 | | 80 | | 40-140 | 6 | | 40 |
| 2-Methylnaphthalene | 72 | | 77 | | 40-140 | 7 | | 40 |
| Pentachlorophenol | 75 | | 75 | | 40-140 | 0 | | 40 |
| Hexachlorobenzene | 67 | | 74 | | 40-140 | 10 | | 40 |
| Hexachloroethane | 56 | | 63 | | 40-140 | 12 | | 40 |

# Lab Control Sample Analysis
## Batch Quality Control

**Project Name:** 140 W MAIN ST
**Project Number:** 12166
**Lab Number:** L2160899
**Report Date:** 11/29/21

| Parameter | LCS %Recovery | Qual | LCSD %Recovery | Qual | %Recovery Limits | RPD | Qual | RPD Limits |
|---|---|---|---|---|---|---|---|---|
| Semivolatile Organics by GC/MS-SIM - Westborough Lab Associated sample(s): 01 Batch: WG1568608-2 WG1568608-3 | | | | | | | | |

| Surrogate | LCS %Recovery | Qual | LCSD %Recovery | Qual | Acceptance Criteria |
|---|---|---|---|---|---|
| 2-Fluorophenol | 59 | | 59 | | 21-120 |
| Phenol-d6 | 48 | | 50 | | 10-120 |
| Nitrobenzene-d5 | 65 | | 66 | | 23-120 |
| 2-Fluorobiphenyl | 69 | | 76 | | 15-120 |
| 2,4,6-Tribromophenol | 73 | | 77 | | 10-120 |
| 4-Terphenyl-d14 | 79 | | 82 | | 41-149 |

# Lab Control Sample Analysis
## Batch Quality Control

**Project Name:** 140 W MAIN ST
**Project Number:** 12166
**Lab Number:** L2160899
**Report Date:** 11/29/21

| Parameter | LCS %Recovery | Qual | LCSD %Recovery | Qual | %Recovery Limits | RPD | Qual | RPD Limits |
|---|---|---|---|---|---|---|---|---|
| Semivolatile Organics by GC/MS - Westborough Lab Associated sample(s): 04-08 Batch: WG1568736-2 WG1568736-3 | | | | | | | | |
| Acenaphthene | 71 | | 79 | | 31-137 | 11 | | 50 |
| 1,2,4-Trichlorobenzene | 69 | | 69 | | 38-107 | 0 | | 50 |
| Hexachlorobenzene | 69 | | 77 | | 40-140 | 11 | | 50 |
| Bis(2-chloroethyl)ether | 65 | | 64 | | 40-140 | 2 | | 50 |
| 2-Chloronaphthalene | 71 | | 75 | | 40-140 | 5 | | 50 |
| 1,2-Dichlorobenzene | 67 | | 66 | | 40-140 | 2 | | 50 |
| 1,3-Dichlorobenzene | 68 | | 67 | | 40-140 | 1 | | 50 |
| 1,4-Dichlorobenzene | 68 | | 65 | | 28-104 | 5 | | 50 |
| 3,3'-Dichlorobenzidine | 55 | | 63 | | 40-140 | 14 | | 50 |
| 2,4-Dinitrotoluene | 70 | | 80 | | 40-132 | 13 | | 50 |
| 2,6-Dinitrotoluene | 69 | | 75 | | 40-140 | 8 | | 50 |
| Fluoranthene | 75 | | 82 | | 40-140 | 9 | | 50 |
| 4-Chlorophenyl phenyl ether | 68 | | 77 | | 40-140 | 12 | | 50 |
| 4-Bromophenyl phenyl ether | 70 | | 76 | | 40-140 | 8 | | 50 |
| Bis(2-chloroisopropyl)ether | 66 | | 64 | | 40-140 | 3 | | 50 |
| Bis(2-chloroethoxy)methane | 66 | | 70 | | 40-117 | 6 | | 50 |
| Hexachlorobutadiene | 73 | | 68 | | 40-140 | 7 | | 50 |
| Hexachlorocyclopentadiene | 62 | | 61 | | 40-140 | 2 | | 50 |
| Hexachloroethane | 66 | | 67 | | 40-140 | 2 | | 50 |
| Isophorone | 67 | | 69 | | 40-140 | 3 | | 50 |
| Naphthalene | 72 | | 72 | | 40-140 | 0 | | 50 |
| Nitrobenzene | 67 | | 70 | | 40-140 | 4 | | 50 |
| NDPA/DPA | 71 | | 80 | | 36-157 | 12 | | 50 |

# Lab Control Sample Analysis
## Batch Quality Control

**Project Name:** 140 W MAIN ST
**Project Number:** 12166
**Lab Number:** L2160899
**Report Date:** 11/29/21

| Parameter | LCS %Recovery | Qual | LCSD %Recovery | Qual | %Recovery Limits | RPD | Qual | RPD Limits |
|---|---|---|---|---|---|---|---|---|
| Semivolatile Organics by GC/MS - Westborough Lab Associated sample(s): 04-08 Batch: WG1568736-2 WG1568736-3 | | | | | | | | |
| n-Nitrosodi-n-propylamine | 65 | | 68 | | 32-121 | 5 | | 50 |
| Bis(2-ethylhexyl)phthalate | 85 | | 92 | | 40-140 | 8 | | 50 |
| Butyl benzyl phthalate | 83 | | 89 | | 40-140 | 7 | | 50 |
| Di-n-butylphthalate | 82 | | 89 | | 40-140 | 8 | | 50 |
| Di-n-octylphthalate | 88 | | 95 | | 40-140 | 8 | | 50 |
| Diethyl phthalate | 75 | | 83 | | 40-140 | 10 | | 50 |
| Dimethyl phthalate | 72 | | 79 | | 40-140 | 9 | | 50 |
| Benzo(a)anthracene | 70 | | 77 | | 40-140 | 10 | | 50 |
| Benzo(a)pyrene | 71 | | 80 | | 40-140 | 12 | | 50 |
| Benzo(b)fluoranthene | 72 | | 83 | | 40-140 | 14 | | 50 |
| Benzo(k)fluoranthene | 70 | | 80 | | 40-140 | 13 | | 50 |
| Chrysene | 73 | | 81 | | 40-140 | 10 | | 50 |
| Acenaphthylene | 71 | | 77 | | 40-140 | 8 | | 50 |
| Anthracene | 72 | | 79 | | 40-140 | 9 | | 50 |
| Benzo(ghi)perylene | 71 | | 78 | | 40-140 | 9 | | 50 |
| Fluorene | 70 | | 78 | | 40-140 | 11 | | 50 |
| Phenanthrene | 74 | | 81 | | 40-140 | 9 | | 50 |
| Dibenzo(a,h)anthracene | 72 | | 80 | | 40-140 | 11 | | 50 |
| Indeno(1,2,3-cd)pyrene | 72 | | 80 | | 40-140 | 11 | | 50 |
| Pyrene | 74 | | 81 | | 35-142 | 9 | | 50 |
| Biphenyl | 74 | | 79 | | 37-127 | 7 | | 50 |
| 4-Chloroaniline | 42 | | 48 | | 40-140 | 13 | | 50 |
| 2-Nitroaniline | 70 | | 76 | | 47-134 | 8 | | 50 |

# Lab Control Sample Analysis
## Batch Quality Control

**Project Name:** 140 W MAIN ST
**Project Number:** 12166
**Lab Number:** L2160899
**Report Date:** 11/29/21

| Parameter | LCS %Recovery | Qual | LCSD %Recovery | Qual | %Recovery Limits | RPD | Qual | RPD Limits |
|---|---|---|---|---|---|---|---|---|
| Semivolatile Organics by GC/MS - Westborough Lab Associated sample(s): 04-08 Batch: WG1568736-2 WG1568736-3 | | | | | | | | |
| 3-Nitroaniline | 58 | | 64 | | 26-129 | 10 | | 50 |
| 4-Nitroaniline | 63 | | 70 | | 41-125 | 11 | | 50 |
| Dibenzofuran | 72 | | 81 | | 40-140 | 12 | | 50 |
| 2-Methylnaphthalene | 72 | | 74 | | 40-140 | 3 | | 50 |
| 1,2,4,5-Tetrachlorobenzene | 75 | | 76 | | 40-117 | 1 | | 50 |
| Acetophenone | 69 | | 70 | | 14-144 | 1 | | 50 |
| 2,4,6-Trichlorophenol | 71 | | 77 | | 30-130 | 8 | | 50 |
| p-Chloro-m-cresol | 73 | | 79 | | 26-103 | 8 | | 50 |
| 2-Chlorophenol | 74 | | 71 | | 25-102 | 4 | | 50 |
| 2,4-Dichlorophenol | 72 | | 77 | | 30-130 | 7 | | 50 |
| 2,4-Dimethylphenol | 71 | | 78 | | 30-130 | 9 | | 50 |
| 2-Nitrophenol | 67 | | 69 | | 30-130 | 3 | | 50 |
| 4-Nitrophenol | 83 | | 92 | | 11-114 | 10 | | 50 |
| 2,4-Dinitrophenol | 37 | | 48 | | 4-130 | 26 | | 50 |
| 4,6-Dinitro-o-cresol | 64 | | 71 | | 10-130 | 10 | | 50 |
| Pentachlorophenol | 63 | | 71 | | 17-109 | 12 | | 50 |
| Phenol | 65 | | 73 | | 26-90 | 12 | | 50 |
| 2-Methylphenol | 70 | | 76 | | 30-130. | 8 | | 50 |
| 3-Methylphenol/4-Methylphenol | 69 | | 72 | | 30-130 | 4 | | 50 |
| 2,4,5-Trichlorophenol | 75 | | 81 | | 30-130 | 8 | | 50 |
| Benzoic Acid | **5** | Q | **7** | Q | 10-110 | 36 | | 50 |
| Benzyl Alcohol | 70 | | 76 | | 40-140 | 8 | | 50 |
| Carbazole | 74 | | 81 | | 54-128 | 9 | | 50 |

# Lab Control Sample Analysis
## Batch Quality Control

**Project Name:** 140 W MAIN ST
**Project Number:** 12166
**Lab Number:** L2160899
**Report Date:** 11/29/21

| Parameter | LCS %Recovery | Qual | LCSD %Recovery | Qual | %Recovery Limits | RPD | Qual | RPD Limits |
|---|---|---|---|---|---|---|---|---|
| Semivolatile Organics by GC/MS - Westborough Lab Associated sample(s): 04-08 Batch: WG1568736-2 WG1568736-3 | | | | | | | | |
| 1,4-Dioxane | 52 | | 49 | | 40-140 | 6 | | 50 |

| Surrogate | LCS %Recovery | Qual | LCSD %Recovery | Qual | Acceptance Criteria |
|---|---|---|---|---|---|
| 2-Fluorophenol | 74 | | 70 | | 25-120 |
| Phenol-d6 | 77 | | 79 | | 10-120 |
| Nitrobenzene-d5 | 68 | | 67 | | 23-120 |
| 2-Fluorobiphenyl | 72 | | 75 | | 30-120 |
| 2,4,6-Tribromophenol | 71 | | 77 | | 10-136 |
| 4-Terphenyl-d14 | 79 | | 82 | | 18-120 |

# Lab Control Sample Analysis
## Batch Quality Control

**Project Name:** 140 W MAIN ST
**Project Number:** 12166
**Lab Number:** L2160899
**Report Date:** 11/29/21

| Parameter | LCS %Recovery | Qual | LCSD %Recovery | Qual | %Recovery Limits | RPD | Qual | RPD Limits |
|---|---|---|---|---|---|---|---|---|
| 1,4 Dioxane by 8270D-SIM - Mansfield Lab Associated sample(s): 01 Batch: WG1569400-2 WG1569400-3 | | | | | | | | |
| 1,4-Dioxane | 104 | | 106 | | 40-140 | 2 | | 30 |

| Surrogate | LCS %Recovery | Qual | LCSD %Recovery | Qual | Acceptance Criteria |
|---|---|---|---|---|---|
| 1,4-Dioxane-d8 | 33 | | 32 | | 15-110 |

# Lab Control Sample Analysis
## Batch Quality Control

**Project Name:** 140 W MAIN ST
**Project Number:** 12166

**Lab Number:** L2160899
**Report Date:** 11/29/21

| Parameter | LCS %Recovery | Qual | LCSD %Recovery | Qual | %Recovery Limits | RPD | Qual | RPD Limits |
|---|---|---|---|---|---|---|---|---|
| Perfluorinated Alkyl Acids by Isotope Dilution - Mansfield Lab Associated sample(s): 07-08 Batch: WG1569425-2 | | | | | | | | |
| Perfluorobutanoic Acid (PFBA) | 93 | | - | | 71-135 | - | | 30 |
| Perfluoropentanoic Acid (PFPeA) | 94 | | - | | 69-132 | - | | 30 |
| Perfluorobutanesulfonic Acid (PFBS) | 94 | | - | | 72-128 | - | | 30 |
| Perfluorohexanoic Acid (PFHxA) | 90 | | - | | 70-132 | - | | 30 |
| Perfluoroheptanoic Acid (PFHpA) | 90 | | - | | 71-131 | - | | 30 |
| Perfluorohexanesulfonic Acid (PFHxS) | 92 | | - | | 67-130 | - | | 30 |
| Perfluorooctanoic Acid (PFOA) | 88 | | - | | 69-133 | - | | 30 |
| 1H,1H,2H,2H-Perfluorooctanesulfonic Acid (6:2FTS) | 92 | | - | | 64-140 | - | | 30 |
| Perfluoroheptanesulfonic Acid (PFHpS) | 90 | | - | | 70-132 | - | | 30 |
| Perfluorononanoic Acid (PFNA) | 85 | | - | | 72-129 | - | | 30 |
| Perfluorooctanesulfonic Acid (PFOS) | 91 | | - | | 68-136 | - | | 30 |
| Perfluorodecanoic Acid (PFDA) | 86 | | - | | 69-133 | - | | 30 |
| 1H,1H,2H,2H-Perfluorodecanesulfonic Acid (8:2FTS) | 87 | | - | | 65-137 | - | | 30 |
| N-Methyl Perfluorooctanesulfonamidoacetic Acid (NMeFOSAA) | 99 | | - | | 63-144 | - | | 30 |
| Perfluoroundecanoic Acid (PFUnA) | 85 | | - | | 64-136 | - | | 30 |
| Perfluorodecanesulfonic Acid (PFDS) | 83 | | - | | 59-134 | - | | 30 |
| Perfluorooctanesulfonamide (FOSA) | 82 | | - | | 67-137 | - | | 30 |
| N-Ethyl Perfluorooctanesulfonamidoacetic Acid (NEtFOSAA) | 91 | | - | | 61-139 | - | | 30 |
| Perfluorododecanoic Acid (PFDoA) | 97 | | - | | 69-135 | - | | 30 |
| Perfluorotridecanoic Acid (PFTrDA) | 90 | | - | | 66-139 | - | | 30 |
| Perfluorotetradecanoic Acid (PFTA) | 91 | | - | | 69-133 | - | | 30 |

# Lab Control Sample Analysis
## Batch Quality Control

**Project Name:** 140 W MAIN ST
**Project Number:** 12166
**Lab Number:** L2160899
**Report Date:** 11/29/21

| Parameter | LCS %Recovery | Qual | LCSD %Recovery | Qual | %Recovery Limits | RPD | Qual | RPD Limits |
|---|---|---|---|---|---|---|---|---|
| Perfluorinated Alkyl Acids by Isotope Dilution - Mansfield Lab Associated sample(s): 07-08 Batch: WG1569425-2 | | | | | | | | |

| Surrogate (Extracted Internal Standard) | LCS %Recovery | Qual | LCSD %Recovery | Qual | Acceptance Criteria |
|---|---|---|---|---|---|
| Perfluoro[13C4]Butanoic Acid (MPFBA) | 64 | | | | 61-135 |
| Perfluoro[13C5]Pentanoic Acid (M5PFPEA) | 74 | | | | 58-150 |
| Perfluoro[2,3,4-13C3]Butanesulfonic Acid (M3PFBS) | 102 | | | | 74-139 |
| Perfluoro[1,2,3,4,6-13C5]Hexanoic Acid (M5PFHxA) | 79 | | | | 66-128 |
| Perfluoro[1,2,3,4-13C4]Heptanoic Acid (M4PFHpA) | 82 | | | | 71-129 |
| Perfluoro[1,2,3-13C3]Hexanesulfonic Acid (M3PFHxS) | 95 | | | | 78-139 |
| Perfluoro[13C8]Octanoic Acid (M8PFOA) | 87 | | | | 75-130 |
| 1H,1H,2H,2H-Perfluoro[1,2-13C2]Octanesulfonic Acid (M2-6:2FTS) | 66 | | | | 20-154 |
| Perfluoro[13C9]Nonanoic Acid (M9PFNA) | 96 | | | | 72-140 |
| Perfluoro[13C8]Octanesulfonic Acid (M8PFOS) | 97 | | | | 79-136 |
| Perfluoro[1,2,3,4,5,6-13C6]Decanoic Acid (M6PFDA) | 85 | | | | 75-130 |
| 1H,1H,2H,2H-Perfluoro[1,2-13C2]Decanesulfonic Acid (M2-8:2FTS) | 73 | | | | 19-175 |
| N-Deuteriomethylperfluoro-1-octanesulfonamidoacetic Acid (d3-NMeFOSAA) | 44 | | | | 31-134 |
| Perfluoro[1,2,3,4,5,6,7-13C7]Undecanoic Acid (M7-PFUDA) | 85 | | | | 61-155 |
| Perfluoro[13C8]Octanesulfonamide (M8FOSA) | **7** | Q | | | 10-117 |
| N-Deuterioethylperfluoro-1-octanesulfonamidoacetic Acid (d5-NEtFOSAA) | 43 | | | | 34-137 |
| Perfluoro[1,2-13C2]Dodecanoic Acid (MPFDOA) | 69 | | | | 54-150 |
| Perfluoro[1,2-13C2]Tetradecanoic Acid (M2PFTEDA) | 54 | | | | 24-159 |

# Lab Control Sample Analysis

## Batch Quality Control

**Project Name:** 140 W MAIN ST

**Project Number:** 12166

**Lab Number:** L2160899

**Report Date:** 11/29/21

| Parameter | LCS %Recovery | Qual | LCSD %Recovery | Qual | %Recovery Limits | RPD | Qual | RPD Limits |
|---|---|---|---|---|---|---|---|---|
| Perfluorinated Alkyl Acids by Isotope Dilution - Mansfield Lab Associated sample(s): 07-08 Batch: WG1569425-2 | | | | | | | | |
| Perfluorooctanesulfonamide (FOSA) | 110 | | - | | 67-137 | - | | 30 |

| Surrogate (Extracted Internal Standard) | LCS %Recovery | Qual | LCSD %Recovery | Qual | Acceptance Criteria |
|---|---|---|---|---|---|
| Perfluoro[13C8]Octanesulfonamide (M8FOSA) | 90 | | | | 10-117 |

# Lab Control Sample Analysis
## Batch Quality Control

**Project Name:** 140 W MAIN ST
**Project Number:** 12166
**Lab Number:** L2160899
**Report Date:** 11/29/21

| Parameter | LCS %Recovery | Qual | LCSD %Recovery | Qual | %Recovery Limits | RPD | Qual | RPD Limits |
|---|---|---|---|---|---|---|---|---|
| Perfluorinated Alkyl Acids by Isotope Dilution - Mansfield Lab Associated sample(s): 02 Batch: WG1570646-2 | | | | | | | | |
| Perfluorobutanoic Acid (PFBA) | 99 | | - | | 67-148 | - | | 30 |
| Perfluoropentanoic Acid (PFPeA) | 99 | | - | | 63-161 | - | | 30 |
| Perfluorobutanesulfonic Acid (PFBS) | 93 | | - | | 65-157 | - | | 30 |
| Perfluorohexanoic Acid (PFHxA) | 98 | | - | | 69-168 | - | | 30 |
| Perfluoroheptanoic Acid (PFHpA) | 102 | | - | | 58-159 | - | | 30 |
| Perfluorohexanesulfonic Acid (PFHxS) | 101 | | - | | 69-177 | - | | 30 |
| Perfluorooctanoic Acid (PFOA) | 106 | | - | | 63-159 | - | | 30 |
| 1H,1H,2H,2H-Perfluorooctanesulfonic Acid (6:2FTS) | 109 | | - | | 49-187 | - | | 30 |
| Perfluoroheptanesulfonic Acid (PFHpS) | 84 | | - | | 61-179 | - | | 30 |
| Perfluorononanoic Acid (PFNA) | 102 | | - | | 68-171 | - | | 30 |
| Perfluorooctanesulfonic Acid (PFOS) | 93 | | - | | 52-151 | - | | 30 |
| Perfluorodecanoic Acid (PFDA) | 104 | | - | | 63-171 | - | | 30 |
| 1H,1H,2H,2H-Perfluorodecanesulfonic Acid (8:2FTS) | 70 | | - | | 56-173 | - | | 30 |
| N-Methyl Perfluorooctanesulfonamidoacetic Acid (NMeFOSAA) | 109 | | - | | 60-166 | - | | 30 |
| Perfluoroundecanoic Acid (PFUnA) | 101 | | - | | 60-153 | - | | 30 |
| Perfluorodecanesulfonic Acid (PFDS) | 106 | | - | | 38-156 | - | | 30 |
| Perfluorooctanesulfonamide (FOSA) | 94 | | - | | 46-170 | - | | 30 |
| N-Ethyl Perfluorooctanesulfonamidoacetic Acid (NEtFOSAA) | 94 | | - | | 45-170 | - | | 30 |
| Perfluorododecanoic Acid (PFDoA) | 100 | | - | | 67-153 | - | | 30 |
| Perfluorotridecanoic Acid (PFTrDA) | 112 | | - | | 48-158 | - | | 30 |
| Perfluorotetradecanoic Acid (PFTA) | 87 | | - | | 59-182 | - | | 30 |

# Lab Control Sample Analysis
## Batch Quality Control

**Project Name:** 140 W MAIN ST
**Project Number:** 12166
**Lab Number:** L2160899
**Report Date:** 11/29/21

| Parameter | LCS %Recovery | Qual | LCSD %Recovery | Qual | %Recovery Limits | RPD | Qual | RPD Limits |
|---|---|---|---|---|---|---|---|---|
| Perfluorinated Alkyl Acids by Isotope Dilution - Mansfield Lab Associated sample(s): 02 Batch: WG1570646-2 | | | | | | | | |

| Surrogate (Extracted Internal Standard) | LCS %Recovery | Qual | LCSD %Recovery | Qual | Acceptance Criteria |
|---|---|---|---|---|---|
| Perfluoro[13C4]Butanoic Acid (MPFBA) | 96 | | | | 58-132 |
| Perfluoro[13C5]Pentanoic Acid (M5PFPEA) | 126 | | | | 62-163 |
| Perfluoro[2,3,4-13C3]Butanesulfonic Acid (M3PFBS) | 92 | | | | 70-131 |
| Perfluoro[1,2,3,4,6-13C5]Hexanoic Acid (M5PFHxA) | 92 | | | | 57-129 |
| Perfluoro[1,2,3,4-13C4]Heptanoic Acid (M4PFHpA) | 94 | | | | 60-129 |
| Perfluoro[1,2,3-13C3]Hexanesulfonic Acid (M3PFHxS) | 91 | | | | 71-134 |
| Perfluoro[13C8]Octanoic Acid (M8PFOA) | 91 | | | | 62-129 |
| 1H,1H,2H,2H-Perfluoro[1,2-13C2]Octanesulfonic Acid (M2-6:2FTS) | 112 | | | | 14-147 |
| Perfluoro[13C9]Nonanoic Acid (M9PFNA) | 95 | | | | 59-139 |
| Perfluoro[13C8]Octanesulfonic Acid (M8PFOS) | 97 | | | | 69-131 |
| Perfluoro[1,2,3,4,5,6-13C6]Decanoic Acid (M6PFDA) | 93 | | | | 62-124 |
| 1H,1H,2H,2H-Perfluoro[1,2-13C2]Decanesulfonic Acid (M2-8:2FTS) | **164** | Q | | | 10-162 |
| N-Deuteriomethylperfluoro-1-octanesulfonamidoacetic Acid (d3-NMeFOSAA) | 80 | | | | 24-116 |
| Perfluoro[1,2,3,4,5,6,7-13C7]Undecanoic Acid (M7-PFUDA) | 101 | | | | 55-137 |
| Perfluoro[13C8]Octanesulfonamide (M8FOSA) | 32 | | | | 10-112 |
| N-Deuterioethylperfluoro-1-octanesulfonamidoacetic Acid (d5-NEtFOSAA) | 81 | | | | 27-126 |
| Perfluoro[1,2-13C2]Dodecanoic Acid (MPFDOA) | 88 | | | | 48-131 |
| Perfluoro[1,2-13C2]Tetradecanoic Acid (M2PFTEDA) | 88 | | | | 22-136 |

# Lab Control Sample Analysis
## Batch Quality Control

**Project Name:** 140 W MAIN ST
**Project Number:** 12166

**Lab Number:** L2160899
**Report Date:** 11/29/21

| Parameter | LCS %Recovery | Qual | LCSD %Recovery | Qual | %Recovery Limits | RPD | Qual | RPD Limits |
|---|---|---|---|---|---|---|---|---|
| Perfluorinated Alkyl Acids by Isotope Dilution - Mansfield Lab Associated sample(s): 02 Batch: WG1570646-2 | | | | | | | | |
| Perfluorooctanesulfonamide (FOSA) | 118 | | - | | 46-170 | - | | 30 |

| Surrogate (Extracted Internal Standard) | LCS %Recovery | Qual | LCSD %Recovery | Qual | Acceptance Criteria |
|---|---|---|---|---|---|
| Perfluoro[13C8]Octanesulfonamide (M8FOSA) | 68 | | | | 10-112 |

# Lab Control Sample Analysis
## Batch Quality Control

**Project Name:** 140 W MAIN ST
**Project Number:** 12166

**Lab Number:** L2160899
**Report Date:** 11/29/21

| Parameter | LCS %Recovery | Qual | LCSD %Recovery | Qual | %Recovery Limits | RPD | Qual | RPD Limits |
|---|---|---|---|---|---|---|---|---|
| Perfluorinated Alkyl Acids by Isotope Dilution - Mansfield Lab Associated sample(s): 08 Batch: WG1571860-2 | | | | | | | | |
| Perfluorobutanoic Acid (PFBA) | 101 | | - | | 71-135 | - | | 30 |
| Perfluoropentanoic Acid (PFPeA) | 100 | | - | | 69-132 | - | | 30 |
| Perfluorobutanesulfonic Acid (PFBS) | 100 | | - | | 72-128 | - | | 30 |
| Perfluorohexanoic Acid (PFHxA) | 99 | | - | | 70-132 | - | | 30 |
| Perfluoroheptanoic Acid (PFHpA) | 102 | | - | | 71-131 | - | | 30 |
| Perfluorohexanesulfonic Acid (PFHxS) | 111 | | - | | 67-130 | - | | 30 |
| Perfluorooctanoic Acid (PFOA) | 96 | | - | | 69-133 | - | | 30 |
| 1H,1H,2H,2H-Perfluorooctanesulfonic Acid (6:2FTS) | 106 | | - | | 64-140 | - | | 30 |
| Perfluoroheptanesulfonic Acid (PFHpS) | 108 | | - | | 70-132 | - | | 30 |
| Perfluorononanoic Acid (PFNA) | 98 | | - | | 72-129 | - | | 30 |
| Perfluorooctanesulfonic Acid (PFOS) | 119 | | - | | 68-136 | - | | 30 |
| Perfluorodecanoic Acid (PFDA) | 104 | | - | | 69-133 | - | | 30 |
| 1H,1H,2H,2H-Perfluorodecanesulfonic Acid (8:2FTS) | 84 | | - | | 65-137 | - | | 30 |
| N-Methyl Perfluorooctanesulfonamidoacetic Acid (NMeFOSAA) | 95 | | - | | 63-144 | - | | 30 |
| Perfluoroundecanoic Acid (PFUnA) | 88 | | - | | 64-136 | - | | 30 |
| Perfluorodecanesulfonic Acid (PFDS) | 101 | | - | | 59-134 | - | | 30 |
| Perfluorooctanesulfonamide (FOSA) | 84 | | - | | 67-137 | - | | 30 |
| N-Ethyl Perfluorooctanesulfonamidoacetic Acid (NEtFOSAA) | 74 | | - | | 61-139 | - | | 30 |
| Perfluorododecanoic Acid (PFDoA) | 99 | | - | | 69-135 | - | | 30 |
| Perfluorotridecanoic Acid (PFTrDA) | 123 | | - | | 66-139 | - | | 30 |
| Perfluorotetradecanoic Acid (PFTA) | 111 | | - | | 69-133 | - | | 30 |

# Lab Control Sample Analysis
## Batch Quality Control

**Project Name:** 140 W MAIN ST
**Project Number:** 12166
**Lab Number:** L2160899
**Report Date:** 11/29/21

| Parameter | LCS %Recovery | Qual | LCSD %Recovery | Qual | %Recovery Limits | RPD | Qual | RPD Limits |
|---|---|---|---|---|---|---|---|---|
| Perfluorinated Alkyl Acids by Isotope Dilution - Mansfield Lab Associated sample(s): 08 Batch: WG1571860-2 | | | | | | | | |

| Surrogate (Extracted Internal Standard) | LCS %Recovery | Qual | LCSD %Recovery | Qual | Acceptance Criteria |
|---|---|---|---|---|---|
| Perfluoro[13C4]Butanoic Acid (MPFBA) | 75 | | | | 61-135 |
| Perfluoro[13C5]Pentanoic Acid (M5PFPEA) | 79 | | | | 58-150 |
| Perfluoro[2,3,4-13C3]Butanesulfonic Acid (M3PFBS) | 86 | | | | 74-139 |
| Perfluoro[1,2,3,4,6-13C5]Hexanoic Acid (M5PFHxA) | 75 | | | | 66-128 |
| Perfluoro[1,2,3,4-13C4]Heptanoic Acid (M4PFHpA) | 76 | | | | 71-129 |
| Perfluoro[1,2,3-13C3]Hexanesulfonic Acid (M3PFHxS) | 87 | | | | 78-139 |
| Perfluoro[13C8]Octanoic Acid (M8PFOA) | 81 | | | | 75-130 |
| 1H,1H,2H,2H-Perfluoro[1,2-13C2]Octanesulfonic Acid (M2-6:2FTS) | 77 | | | | 20-154 |
| Perfluoro[13C9]Nonanoic Acid (M9PFNA) | 80 | | | | 72-140 |
| Perfluoro[13C8]Octanesulfonic Acid (M8PFOS) | 86 | | | | 79-136 |
| Perfluoro[1,2,3,4,5,6-13C6]Decanoic Acid (M6PFDA) | 76 | | | | 75-130 |
| 1H,1H,2H,2H-Perfluoro[1,2-13C2]Decanesulfonic Acid (M2-8:2FTS) | 99 | | | | 19-175 |
| N-Deuteriomethylperfluoro-1-octanesulfonamidoacetic Acid (d3-NMeFOSAA) | 71 | | | | 31-134 |
| Perfluoro[1,2,3,4,5,6,7-13C7]Undecanoic Acid (M7-PFUDA) | 82 | | | | 61-155 |
| Perfluoro[13C8]Octanesulfonamide (M8FOSA) | 30 | | | | 10-117 |
| N-Deuterioethylperfluoro-1-octanesulfonamidoacetic Acid (d5-NEtFOSAA) | 80 | | | | 34-137 |
| Perfluoro[1,2-13C2]Dodecanoic Acid (MPFDOA) | 72 | | | | 54-150 |
| Perfluoro[1,2-13C2]Tetradecanoic Acid (M2PFTEDA) | 60 | | | | 24-159 |

# Matrix Spike Analysis

***Batch Quality Control***

***Project Name:*** 140 W MAIN ST

***Project Number:*** 12166

***Lab Number:*** L2160899

***Report Date:*** 11/29/21

| Parameter | Native Sample | MS Added | MS Found | MS %Recovery | Qual | MSD Found | MSD %Recovery | Qual | Recovery Limits | RPD | Qual | RPD Limits |
|---|---|---|---|---|---|---|---|---|---|---|---|---|
| Perfluorinated Alkyl Acids by Isotope Dilution - Mansfield Lab Associated sample(s): 07-08 QC Batch ID: WG1569425-3 WG1569425-4 QC Sample: L2160379-02 Client ID: MS Sample | | | | | | | | | | | | |
| Perfluorobutanoic Acid (PFBA) | ND | 5.11 | 4.66 | 91 | | 4.74 | 93 | | 71-135 | 2 | | 30 |
| Perfluoropentanoic Acid (PFPeA) | ND | 5.11 | 4.82 | 94 | | 4.85 | 95 | | 69-132 | 1 | | 30 |
| Perfluorobutanesulfonic Acid (PFBS) | ND | 4.54 | 4.24 | 93 | | 4.35 | 96 | | 72-128 | 3 | | 30 |
| 1H,1H,2H,2H-Perfluorohexanesulfonic Acid (4:2FTS) | ND | 4.79 | 4.76 | 99 | | 4.59 | 96 | | 62-145 | 4 | | 30 |
| Perfluorohexanoic Acid (PFHxA) | ND | 5.11 | 4.59 | 90 | | 4.62 | 91 | | 70-132 | 1 | | 30 |
| Perfluoropentanesulfonic Acid (PFPeS) | ND | 4.81 | 4.72 | 98 | | 4.80 | 100 | | 73-123 | 2 | | 30 |
| Perfluoroheptanoic Acid (PFHpA) | ND | 5.11 | 4.68 | 92 | | 4.63 | 91 | | 71-131 | 1 | | 30 |
| Perfluorohexanesulfonic Acid (PFHxS) | ND | 4.67 | 4.22 | 90 | | 4.30 | 92 | | 67-130 | 2 | | 30 |
| Perfluorooctanoic Acid (PFOA) | ND | 5.11 | 4.56 | 89 | | 4.53 | 89 | | 69-133 | 1 | | 30 |
| 1H,1H,2H,2H-Perfluorooctanesulfonic Acid (6:2FTS) | ND | 4.87 | 4.87 | 100 | | 4.94 | 102 | | 64-140 | 1 | | 30 |
| Perfluoroheptanesulfonic Acid (PFHpS) | ND | 4.87 | 4.19 | 86 | | 4.30 | 89 | | 70-132 | 3 | | 30 |
| Perfluorononanoic Acid (PFNA) | ND | 5.11 | 4.38 | 86 | | 4.36 | 85 | | 72-129 | 0 | | 30 |
| Perfluorooctanesulfonic Acid (PFOS) | ND | 4.75 | 4.14 | 87 | | 4.40 | 93 | | 68-136 | 6 | | 30 |
| Perfluorodecanoic Acid (PFDA) | ND | 5.11 | 4.29 | 84 | | 4.38 | 86 | | 69-133 | 2 | | 30 |
| 1H,1H,2H,2H-Perfluorodecanesulfonic Acid (8:2FTS) | ND | 4.91 | 3.76 | 77 | | 3.65 | 75 | | 65-137 | 3 | | 30 |
| Perfluorononanesulfonic Acid (PFNS) | ND | 4.92 | 4.02 | 82 | | 4.15 | 85 | | 69-125 | 3 | | 30 |
| N-Methyl Perfluorooctanesulfonamidoacetic Acid (NMeFOSAA) | ND | 5.11 | 5.35 | 105 | | 4.71F | 92 | | 63-144 | 13 | | 30 |
| Perfluoroundecanoic Acid (PFUnA) | ND | 5.11 | 4.26 | 83 | | 4.13 | 81 | | 64-136 | 3 | | 30 |
| Perfluorodecanesulfonic Acid (PFDS) | ND | 4.93 | 3.96 | 80 | | 4.24 | 86 | | 59-134 | 7 | | 30 |
| Perfluorooctanesulfonamide (FOSA) | ND | 5.11 | 4.34 | 85 | | 4.24 | 83 | | 67-137 | 2 | | 30 |
| N-Ethyl Perfluorooctanesulfonamidoacetic Acid (NEtFOSAA) | ND | 5.11 | 4.98 | 97 | | 5.21 | 102 | | 61-139 | 5 | | 30 |
| Perfluorododecanoic Acid (PFDoA) | ND | 5.11 | 4.70 | 92 | | 4.71 | 92 | | 69-135 | 0 | | 30 |

# Matrix Spike Analysis

***Batch Quality Control***

***Project Name:*** 140 W MAIN ST

***Project Number:*** 12166

***Lab Number:*** L2160899

***Report Date:*** 11/29/21

| Parameter | Native Sample | MS Added | MS Found | MS %Recovery | Qual | MSD Found | MSD %Recovery | Qual | Recovery Limits | RPD | Qual | RPD Limits |
|---|---|---|---|---|---|---|---|---|---|---|---|---|
| Perfluorinated Alkyl Acids by Isotope Dilution - Mansfield Lab Associated sample(s): 07-08 QC Batch ID: WG1569425-3 WG1569425-4 QC Sample: L2160379-02 Client ID: MS Sample | | | | | | | | | | | | |
| Perfluorotridecanoic Acid (PFTrDA) | ND | 5.11 | 4.56 | 89 | | 4.74 | 93 | | 66-139 | 4 | | 30 |
| Perfluorotetradecanoic Acid (PFTA) | ND | 5.11 | 4.58 | 90 | | 4.44 | 87 | | 69-133 | 3 | | 30 |

| Surrogate (Extracted Internal Standard) | MS % Recovery | MS Qualifier | MSD % Recovery | MSD Qualifier | Acceptance Criteria |
|---|---|---|---|---|---|
| 1H,1H,2H,2H-Perfluoro[1,2-13C2]Decanesulfonic Acid (M2-8:2FTS) | 122 | | 124 | | 19-175 |
| 1H,1H,2H,2H-Perfluoro[1,2-13C2]Hexanesulfonic Acid (M2-4:2FTS) | **190** | Q | **186** | Q | 14-167 |
| 1H,1H,2H,2H-Perfluoro[1,2-13C2]Octanesulfonic Acid (M2-6:2FTS) | 123 | | 120 | | 20-154 |
| N-Deuterioethylperfluoro-1-octanesulfonamidoacetic Acid (d5-NEtFOSAA) | 57 | | 60 | | 34-137 |
| N-Deuteriomethylperfluoro-1-octanesulfonamidoacetic Acid (d3-NMeFOSAA) | 49 | | 54 | | 31-134 |
| Perfluoro[1,2,3,4,5,6,7-13C7]Undecanoic Acid (M7-PFUDA) | 99 | | 104 | | 61-155 |
| Perfluoro[1,2,3,4,5,6-13C6]Decanoic Acid (M6PFDA) | 100 | | 101 | | 75-130 |
| Perfluoro[1,2,3,4,6-13C5]Hexanoic Acid (M5PFHxA) | 103 | | 103 | | 66-128 |
| Perfluoro[1,2,3,4-13C4]Heptanoic Acid (M4PFHpA) | 111 | | 111 | | 71-129 |
| Perfluoro[1,2,3-13C3]Hexanesulfonic Acid (M3PFHxS) | 98 | | 98 | | 78-139 |
| Perfluoro[1,2-13C2]Dodecanoic Acid (MPFDOA) | 77 | | 77 | | 54-150 |
| Perfluoro[1,2-13C2]Tetradecanoic Acid (M2PFTEDA) | 72 | | 74 | | 24-159 |
| Perfluoro[13C4]Butanoic Acid (MPFBA) | 95 | | 95 | | 61-135 |
| Perfluoro[13C5]Pentanoic Acid (M5PFPEA) | 104 | | 104 | | 58-150 |
| Perfluoro[13C8]Octanesulfonamide (M8FOSA) | 50 | | 18 | | 10-117 |
| Perfluoro[13C8]Octanesulfonic Acid (M8PFOS) | 102 | | 101 | | 79-136 |
| Perfluoro[13C8]Octanoic Acid (M8PFOA) | 104 | | 104 | | 75-130 |
| Perfluoro[13C9]Nonanoic Acid (M9PFNA) | 110 | | 110 | | 72-140 |
| Perfluoro[2,3,4-13C3]Butanesulfonic Acid (M3PFBS) | 103 | | 104 | | 74-139 |

# Matrix Spike Analysis
## *Batch Quality Control*

***Project Name:*** 140 W MAIN ST
***Project Number:*** 12166
***Lab Number:*** L2160899
***Report Date:*** 11/29/21

| Parameter | Native Sample | MS Added | MS Found | MS %Recovery | Qual | MSD Found | MSD %Recovery | Qual | Recovery Limits | RPD | Qual | RPD Limits |
|---|---|---|---|---|---|---|---|---|---|---|---|---|
| Perfluorinated Alkyl Acids by Isotope Dilution - Mansfield Lab Associated sample(s): 02 QC Batch ID: WG1570646-3 QC Sample: L2160712-01 Client ID: MS Sample | | | | | | | | | | | | |
| Perfluorobutanoic Acid (PFBA) | 6.73 | 37 | 44.1 | 101 | | - | - | | 67-148 | - | | 30 |
| Perfluoropentanoic Acid (PFPeA) | 3.52 | 37 | 40.1 | 99 | | - | - | | 63-161 | - | | 30 |
| Perfluorobutanesulfonic Acid (PFBS) | 2.37 | 32.8 | 34.7 | 98 | | - | - | | 65-157 | - | | 30 |
| 1H,1H,2H,2H-Perfluorohexanesulfonic Acid (4:2FTS) | ND | 34.6 | 36.1 | 104 | | - | - | | 37-219 | - | | 30 |
| Perfluorohexanoic Acid (PFHxA) | 2.96 | 37 | 39.1 | 98 | | - | - | | 69-168 | - | | 30 |
| Perfluoropentanesulfonic Acid (PFPeS) | ND | 34.7 | 31.8 | 92 | | - | - | | 52-156 | - | | 30 |
| Perfluoroheptanoic Acid (PFHpA) | 3.82 | 37 | 40.5 | 99 | | - | - | | 58-159 | - | | 30 |
| Perfluorohexanesulfonic Acid (PFHxS) | 2.87 | 33.8 | 38.2 | 105 | | - | - | | 69-177 | - | | 30 |
| Perfluorooctanoic Acid (PFOA) | 19.4 | 37 | 57.6 | 103 | | - | - | | 63-159 | - | | 30 |
| 1H,1H,2H,2H-Perfluorooctanesulfonic Acid (6:2FTS) | ND | 35.2 | 39.2 | 111 | | - | - | | 49-187 | - | | 30 |
| Perfluoroheptanesulfonic Acid (PFHpS) | ND | 35.2 | 30.4 | 86 | | - | - | | 61-179 | - | | 30 |
| Perfluorononanoic Acid (PFNA) | 1.01J | 37 | 41.4 | 109 | | - | - | | 68-171 | - | | 30 |
| Perfluorooctanesulfonic Acid (PFOS) | 4.46 | 34.3 | 38.0 | 98 | | - | - | | 52-151 | - | | 30 |
| Perfluorodecanoic Acid (PFDA) | ND | 37 | 38.7 | 105 | | - | - | | 63-171 | - | | 30 |
| 1H,1H,2H,2H-Perfluorodecanesulfonic Acid (8:2FTS) | ND | 35.5 | 27.5 | 78 | | - | - | | 56-173 | - | | 30 |
| Perfluorononanesulfonic Acid (PFNS) | ND | 35.5 | 30.0 | 84 | | - | - | | 48-150 | - | | 30 |
| N-Methyl Perfluorooctanesulfonamidoacetic Acid (NMeFOSAA) | ND | 37 | 40.8 | 110 | | - | - | | 60-166 | - | | 30 |
| Perfluoroundecanoic Acid (PFUnA) | ND | 37 | 36.4 | 98 | | - | - | | 60-153 | - | | 30 |
| Perfluorodecanesulfonic Acid (PFDS) | ND | 35.6 | 31.0 | 87 | | - | - | | 38-156 | - | | 30 |
| Perfluorooctanesulfonamide (FOSA) | ND | 37 | 38.7F | 105 | | - | - | | 46-170 | - | | 30 |
| N-Ethyl Perfluorooctanesulfonamidoacetic Acid (NEtFOSAA) | ND | 37 | 46.6 | 126 | | - | - | | 45-170 | - | | 30 |
| Perfluorododecanoic Acid (PFDoA) | ND | 37 | 34.3 | 93 | | - | - | | 67-153 | - | | 30 |

# Matrix Spike Analysis

***Batch Quality Control***

***Project Name:*** 140 W MAIN ST

***Project Number:*** 12166

***Lab Number:*** L2160899

***Report Date:*** 11/29/21

| Parameter | Native Sample | MS Added | MS Found | MS %Recovery | Qual | MSD Found | MSD %Recovery | Qual | Recovery Limits | RPD | Qual | RPD Limits |
|---|---|---|---|---|---|---|---|---|---|---|---|---|
| Perfluorinated Alkyl Acids by Isotope Dilution - Mansfield Lab Associated sample(s): 02 QC Batch ID: WG1570646-3 QC Sample: L2160712-01 Client ID: MS Sample | | | | | | | | | | | | |
| Perfluorotridecanoic Acid (PFTrDA) | ND | 37 | 42.2 | 114 | | - | - | | 48-158 | - | | 30 |
| Perfluorotetradecanoic Acid (PFTA) | ND | 37 | 36.9 | 100 | | - | - | | 59-182 | - | | 30 |

| Surrogate (Extracted Internal Standard) | MS % Recovery | MS Qualifier | MSD % Recovery | MSD Qualifier | Acceptance Criteria |
|---|---|---|---|---|---|
| 1H,1H,2H,2H-Perfluoro[1,2-13C2]Decanesulfonic Acid (M2-8:2FTS) | **216** | Q | | | 10-162 |
| 1H,1H,2H,2H-Perfluoro[1,2-13C2]Hexanesulfonic Acid (M2-4:2FTS) | **395** | Q | | | 12-142 |
| 1H,1H,2H,2H-Perfluoro[1,2-13C2]Octanesulfonic Acid (M2-6:2FTS) | **365** | Q | | | 14-147 |
| N-Deuterioethylperfluoro-1-octanesulfonamidoacetic Acid (d5-NEtFOSAA) | 38 | | | | 27-126 |
| N-Deuteriomethylperfluoro-1-octanesulfonamidoacetic Acid (d3-NMeFOSAA) | 44 | | | | 24-116 |
| Perfluoro[1,2,3,4,5,6,7-13C7]Undecanoic Acid (M7-PFUDA) | 65 | | | | 55-137 |
| Perfluoro[1,2,3,4,5,6-13C6]Decanoic Acid (M6PFDA) | 68 | | | | 62-124 |
| Perfluoro[1,2,3,4,6-13C5]Hexanoic Acid (M5PFHxA) | 59 | | | | 57-129 |
| Perfluoro[1,2,3,4-13C4]Heptanoic Acid (M4PFHpA) | 73 | | | | 60-129 |
| Perfluoro[1,2,3-13C3]Hexanesulfonic Acid (M3PFHxS) | 92 | | | | 71-134 |
| Perfluoro[1,2-13C2]Dodecanoic Acid (MPFDOA) | 56 | | | | 48-131 |
| Perfluoro[1,2-13C2]Tetradecanoic Acid (M2PFTEDA) | 52 | | | | 22-136 |
| Perfluoro[13C4]Butanoic Acid (MPFBA) | 77 | | | | 58-132 |
| Perfluoro[13C5]Pentanoic Acid (M5PFPEA) | 90 | | | | 62-163 |
| Perfluoro[13C8]Octanesulfonamide (M8FOSA) | **8** | Q | | | 10-112 |
| Perfluoro[13C8]Octanesulfonic Acid (M8PFOS) | 98 | | | | 69-131 |
| Perfluoro[13C8]Octanoic Acid (M8PFOA) | 74 | | | | 62-129 |
| Perfluoro[13C9]Nonanoic Acid (M9PFNA) | 73 | | | | 59-139 |
| Perfluoro[2,3,4-13C3]Butanesulfonic Acid (M3PFBS) | 89 | | | | 70-131 |

# Matrix Spike Analysis
## *Batch Quality Control*

***Project Name:*** 140 W MAIN ST
***Project Number:*** 12166
***Lab Number:*** L2160899
***Report Date:*** 11/29/21

| Parameter | Native Sample | MS Added | MS Found | MS %Recovery | Qual | MSD Found | MSD %Recovery | Qual | Recovery Limits | RPD | Qual | RPD Limits |
|---|---|---|---|---|---|---|---|---|---|---|---|---|
| Perfluorinated Alkyl Acids by Isotope Dilution - Mansfield Lab Associated sample(s): 08 QC Batch ID: WG1571860-3 QC Sample: L2160295-01 Client ID: MS Sample | | | | | | | | | | | | |
| Perfluorobutanoic Acid (PFBA) | ND | 5.64 | 5.64 | 100 | | - | - | | 71-135 | - | | 30 |
| Perfluoropentanoic Acid (PFPeA) | ND | 5.64 | 5.65 | 100 | | - | - | | 69-132 | - | | 30 |
| Perfluorobutanesulfonic Acid (PFBS) | ND | 5 | 4.92 | 98 | | - | - | | 72-128 | - | | 30 |
| 1H,1H,2H,2H-Perfluorohexanesulfonic Acid (4:2FTS) | ND | 5.28 | 5.89 | 112 | | - | - | | 62-145 | - | | 30 |
| Perfluorohexanoic Acid (PFHxA) | ND | 5.64 | 5.62 | 100 | | - | - | | 70-132 | - | | 30 |
| Perfluoropentanesulfonic Acid (PFPeS) | ND | 5.3 | 5.08 | 96 | | - | - | | 73-123 | - | | 30 |
| Perfluoroheptanoic Acid (PFHpA) | ND | 5.64 | 5.41 | 96 | | - | - | | 71-131 | - | | 30 |
| Perfluorohexanesulfonic Acid (PFHxS) | ND | 5.15 | 5.51 | 107 | | - | - | | 67-130 | - | | 30 |
| Perfluorooctanoic Acid (PFOA) | ND | 5.64 | 5.87 | 104 | | - | - | | 69-133 | - | | 30 |
| 1H,1H,2H,2H-Perfluorooctanesulfonic Acid (6:2FTS) | ND | 5.37 | 6.20 | 116 | | - | - | | 64-140 | - | | 30 |
| Perfluoroheptanesulfonic Acid (PFHpS) | ND | 5.37 | 5.88 | 110 | | - | - | | 70-132 | - | | 30 |
| Perfluorononanoic Acid (PFNA) | ND | 5.64 | 5.85 | 104 | | - | - | | 72-129 | - | | 30 |
| Perfluorooctanesulfonic Acid (PFOS) | ND | 5.23 | 6.44 | 123 | | - | - | | 68-136 | - | | 30 |
| Perfluorodecanoic Acid (PFDA) | ND | 5.64 | 6.01 | 107 | | - | - | | 69-133 | - | | 30 |
| 1H,1H,2H,2H-Perfluorodecanesulfonic Acid (8:2FTS) | ND | 5.41 | 4.80 | 89 | | - | - | | 65-137 | - | | 30 |
| Perfluorononanesulfonic Acid (PFNS) | ND | 5.42 | 5.14 | 95 | | - | - | | 69-125 | - | | 30 |
| N-Methyl Perfluorooctanesulfonamidoacetic Acid (NMeFOSAA) | ND | 5.64 | 5.39 | 96 | | - | - | | 63-144 | - | | 30 |
| Perfluoroundecanoic Acid (PFUnA) | ND | 5.64 | 4.76 | 84 | | - | - | | 64-136 | - | | 30 |
| Perfluorodecanesulfonic Acid (PFDS) | ND | 5.43 | 4.84 | 89 | | - | - | | 59-134 | - | | 30 |
| Perfluorooctanesulfonamide (FOSA) | ND | 5.64 | 5.69 | 101 | | - | - | | 67-137 | - | | 30 |
| N-Ethyl Perfluorooctanesulfonamidoacetic Acid (NEtFOSAA) | ND | 5.64 | 6.13 | 109 | | - | - | | 61-139 | - | | 30 |
| Perfluorododecanoic Acid (PFDoA) | ND | 5.64 | 5.59 | 99 | | - | - | | 69-135 | - | | 30 |

# Matrix Spike Analysis

***Batch Quality Control***

***Project Name:*** 140 W MAIN ST

***Project Number:*** 12166

***Lab Number:*** L2160899

***Report Date:*** 11/29/21

| Parameter | Native Sample | MS Added | MS Found | MS %Recovery | Qual | MSD Found | MSD %Recovery | Qual | Recovery Limits | RPD | Qual | RPD Limits |
|---|---|---|---|---|---|---|---|---|---|---|---|---|
| Perfluorinated Alkyl Acids by Isotope Dilution - Mansfield Lab Associated sample(s): 08 QC Batch ID: WG1571860-3 QC Sample: L2160295-01 Client ID: MS Sample | | | | | | | | | | | | |
| Perfluorotridecanoic Acid (PFTrDA) | ND | 5.64 | 6.90 | 122 | | - | - | | 66-139 | - | | 30 |
| Perfluorotetradecanoic Acid (PFTA) | ND | 5.64 | 6.72 | 119 | | - | - | | 69-133 | - | | 30 |

| Surrogate (Extracted Internal Standard) | MS % Recovery | MS Qualifier | MSD % Recovery | MSD Qualifier | Acceptance Criteria |
|---|---|---|---|---|---|
| 1H,1H,2H,2H-Perfluoro[1,2-13C2]Decanesulfonic Acid (M2-8:2FTS) | 91 | | | | 19-175 |
| 1H,1H,2H,2H-Perfluoro[1,2-13C2]Hexanesulfonic Acid (M2-4:2FTS) | 73 | | | | 14-167 |
| 1H,1H,2H,2H-Perfluoro[1,2-13C2]Octanesulfonic Acid (M2-6:2FTS) | 76 | | | | 20-154 |
| N-Deuterioethylperfluoro-1-octanesulfonamidoacetic Acid (d5-NEtFOSAA) | 44 | | | | 34-137 |
| N-Deuteriomethylperfluoro-1-octanesulfonamidoacetic Acid (d3-NMeFOSAA) | 60 | | | | 31-134 |
| Perfluoro[1,2,3,4,5,6,7-13C7]Undecanoic Acid (M7-PFUDA) | 87 | | | | 61-155 |
| Perfluoro[1,2,3,4,5,6-13C6]Decanoic Acid (M6PFDA) | 80 | | | | 75-130 |
| Perfluoro[1,2,3,4,6-13C5]Hexanoic Acid (M5PFHxA) | 81 | | | | 66-128 |
| Perfluoro[1,2,3,4-13C4]Heptanoic Acid (M4PFHpA) | 85 | | | | 71-129 |
| Perfluoro[1,2,3-13C3]Hexanesulfonic Acid (M3PFHxS) | 88 | | | | 78-139 |
| Perfluoro[1,2-13C2]Dodecanoic Acid (MPFDOA) | 69 | | | | 54-150 |
| Perfluoro[1,2-13C2]Tetradecanoic Acid (M2PFTEDA) | 38 | | | | 24-159 |
| Perfluoro[13C4]Butanoic Acid (MPFBA) | 86 | | | | 61-135 |
| Perfluoro[13C5]Pentanoic Acid (M5PFPEA) | 89 | | | | 58-150 |
| Perfluoro[13C8]Octanesulfonamide (M8FOSA) | 97 | | | | 10-117 |
| Perfluoro[13C8]Octanesulfonic Acid (M8PFOS) | 85 | | | | 79-136 |
| Perfluoro[13C8]Octanoic Acid (M8PFOA) | 79 | | | | 75-130 |
| Perfluoro[13C9]Nonanoic Acid (M9PFNA) | 79 | | | | 72-140 |
| Perfluoro[2,3,4-13C3]Butanesulfonic Acid (M3PFBS) | 87 | | | | 74-139 |

# Lab Duplicate Analysis
## Batch Quality Control

**Project Name:** 140 W MAIN ST
**Project Number:** 12166

**Lab Number:** L2160899
**Report Date:** 11/29/21

| Parameter | Native Sample | Duplicate Sample | Units | RPD | Qual | RPD Limits |
|---|---|---|---|---|---|---|
| Perfluorinated Alkyl Acids by Isotope Dilution - Mansfield Lab Associated sample(s): 02 QC Batch ID: WG1570646-4 QC Sample: L2160712-04 Client ID: DUP Sample | | | | | | |
| Perfluorobutanoic Acid (PFBA) | 2.78 | 2.98 | ng/l | 7 | | 30 |
| Perfluoropentanoic Acid (PFPeA) | 3.19 | 3.24 | ng/l | 2 | | 30 |
| Perfluorobutanesulfonic Acid (PFBS) | 1.29J | 1.27J | ng/l | NC | | 30 |
| 1H,1H,2H,2H-Perfluorohexanesulfonic Acid (4:2FTS) | ND | ND | ng/l | NC | | 30 |
| Perfluorohexanoic Acid (PFHxA) | 2.07 | 1.91 | ng/l | 8 | | 30 |
| Perfluoropentanesulfonic Acid (PFPeS) | ND | ND | ng/l | NC | | 30 |
| Perfluoroheptanoic Acid (PFHpA) | 1.06J | 1.16J | ng/l | NC | | 30 |
| Perfluorohexanesulfonic Acid (PFHxS) | 1.16J | 1.15J | ng/l | NC | | 30 |
| Perfluorooctanoic Acid (PFOA) | 2.76F | 2.25F | ng/l | 20 | | 30 |
| 1H,1H,2H,2H-Perfluorooctanesulfonic Acid (6:2FTS) | ND | ND | ng/l | NC | | 30 |
| Perfluoroheptanesulfonic Acid (PFHpS) | ND | ND | ng/l | NC | | 30 |
| Perfluorononanoic Acid (PFNA) | ND | ND | ng/l | NC | | 30 |
| Perfluorooctanesulfonic Acid (PFOS) | ND | ND | ng/l | NC | | 30 |
| Perfluorodecanoic Acid (PFDA) | ND | ND | ng/l | NC | | 30 |
| 1H,1H,2H,2H-Perfluorodecanesulfonic Acid (8:2FTS) | ND | ND | ng/l | NC | | 30 |
| Perfluorononanesulfonic Acid (PFNS) | ND | ND | ng/l | NC | | 30 |
| N-Methyl Perfluorooctanesulfonamidoacetic Acid (NMeFOSAA) | ND | ND | ng/l | NC | | 30 |
| Perfluoroundecanoic Acid (PFUnA) | ND | ND | ng/l | NC | | 30 |
| Perfluorodecanesulfonic Acid (PFDS) | ND | ND | ng/l | NC | | 30 |
| Perfluorooctanesulfonamide (FOSA) | ND | ND | ng/l | NC | | 30 |

# Lab Duplicate Analysis
## Batch Quality Control

**Project Name:** 140 W MAIN ST
**Project Number:** 12166

**Lab Number:** L2160899
**Report Date:** 11/29/21

| Parameter | Native Sample | Duplicate Sample | Units | RPD | Qual | RPD Limits |
|---|---|---|---|---|---|---|
| Perfluorinated Alkyl Acids by Isotope Dilution - Mansfield Lab Associated sample(s): 02 QC Batch ID: WG1570646-4 QC Sample: L2160712-04 Client ID: DUP Sample | | | | | | |
| N-Ethyl Perfluorooctanesulfonamidoacetic Acid (NEtFOSAA) | ND | ND | ng/l | NC | | 30 |
| Perfluorododecanoic Acid (PFDoA) | ND | ND | ng/l | NC | | 30 |
| Perfluorotridecanoic Acid (PFTrDA) | ND | ND | ng/l | NC | | 30 |
| Perfluorotetradecanoic Acid (PFTA) | ND | ND | ng/l | NC | | 30 |

| Surrogate (Extracted Internal Standard) | %Recovery | Qualifier | %Recovery | Qualifier | Acceptance Criteria |
|---|---|---|---|---|---|
| Perfluoro[13C4]Butanoic Acid (MPFBA) | 87 | | 94 | | 58-132 |
| Perfluoro[13C5]Pentanoic Acid (M5PFPEA) | 130 | | 148 | | 62-163 |
| Perfluoro[2,3,4-13C3]Butanesulfonic Acid (M3PFBS) | 95 | | 98 | | 70-131 |
| 1H,1H,2H,2H-Perfluoro[1,2-13C2]Hexanesulfonic Acid (M2-4:2FTS) | **181** | Q | **186** | Q | 12-142 |
| Perfluoro[1,2,3,4,6-13C5]Hexanoic Acid (M5PFHxA) | 93 | | 93 | | 57-129 |
| Perfluoro[1,2,3,4-13C4]Heptanoic Acid (M4PFHpA) | 95 | | 96 | | 60-129 |
| Perfluoro[1,2,3-13C3]Hexanesulfonic Acid (M3PFHxS) | 94 | | 98 | | 71-134 |
| Perfluoro[13C8]Octanoic Acid (M8PFOA) | 88 | | 95 | | 62-129 |
| 1H,1H,2H,2H-Perfluoro[1,2-13C2]Octanesulfonic Acid (M2-6:2FTS) | 106 | | 120 | | 14-147 |
| Perfluoro[13C9]Nonanoic Acid (M9PFNA) | 88 | | 92 | | 59-139 |
| Perfluoro[13C8]Octanesulfonic Acid (M8PFOS) | 92 | | 103 | | 69-131 |
| Perfluoro[1,2,3,4,5,6-13C6]Decanoic Acid (M6PFDA) | 74 | | 83 | | 62-124 |
| 1H,1H,2H,2H-Perfluoro[1,2-13C2]Decanesulfonic Acid (M2-8:2FTS) | 112 | | 133 | | 10-162 |
| N-Deuteriomethylperfluoro-1-octanesulfonamidoacetic Acid (d3-NMeFOSAA) | 52 | | 61 | | 24-116 |
| Perfluoro[1,2,3,4,5,6,7-13C7]Undecanoic Acid (M7-PFUDA) | 73 | | 78 | | 55-137 |
| Perfluoro[13C8]Octanesulfonamide (M8FOSA) | 12 | | 13 | | 10-112 |
| N-Deuterioethylperfluoro-1-octanesulfonamidoacetic Acid (d5-NEtFOSAA) | 63 | | 52 | | 27-126 |
| Perfluoro[1,2-13C2]Dodecanoic Acid (MPFDOA) | 59 | | 67 | | 48-131 |

# Lab Duplicate Analysis
## Batch Quality Control

**Project Name:** 140 W MAIN ST
**Project Number:** 12166

**Lab Number:** L2160899
**Report Date:** 11/29/21

| Parameter | Native Sample | Duplicate Sample | Units | RPD | Qual | RPD Limits |
|---|---|---|---|---|---|---|
| Perfluorinated Alkyl Acids by Isotope Dilution - Mansfield Lab Associated sample(s): 02 QC Batch ID: WG1570646-4 QC Sample: L2160712-04 Client ID: DUP Sample | | | | | | |

| Surrogate (Extracted Internal Standard) | %Recovery | Qualifier | %Recovery | Qualifier | Acceptance Criteria |
|---|---|---|---|---|---|
| Perfluoro[1,2-13C2]Tetradecanoic Acid (M2PFTEDA) | 58 | | 65 | | 22-136 |

# Lab Duplicate Analysis
## Batch Quality Control

**Project Name:** 140 W MAIN ST
**Project Number:** 12166

**Lab Number:** L2160899
**Report Date:** 11/29/21

| Parameter | Native Sample | Duplicate Sample | Units | RPD | Qual | RPD Limits |
|---|---|---|---|---|---|---|
| Perfluorinated Alkyl Acids by Isotope Dilution - Mansfield Lab Associated sample(s): 08 QC Batch ID: WG1571860-4 QC Sample: L2160295-02 Client ID: DUP Sample | | | | | | |
| Perfluorobutanoic Acid (PFBA) | ND | ND | ng/g | NC | | 30 |
| Perfluoropentanoic Acid (PFPeA) | ND | ND | ng/g | NC | | 30 |
| Perfluorobutanesulfonic Acid (PFBS) | ND | ND | ng/g | NC | | 30 |
| 1H,1H,2H,2H-Perfluorohexanesulfonic Acid (4:2FTS) | ND | ND | ng/g | NC | | 30 |
| Perfluorohexanoic Acid (PFHxA) | ND | ND | ng/g | NC | | 30 |
| Perfluoropentanesulfonic Acid (PFPeS) | ND | ND | ng/g | NC | | 30 |
| Perfluoroheptanoic Acid (PFHpA) | ND | ND | ng/g | NC | | 30 |
| Perfluorohexanesulfonic Acid (PFHxS) | ND | ND | ng/g | NC | | 30 |
| Perfluorooctanoic Acid (PFOA) | ND | ND | ng/g | NC | | 30 |
| 1H,1H,2H,2H-Perfluorooctanesulfonic Acid (6:2FTS) | ND | ND | ng/g | NC | | 30 |
| Perfluoroheptanesulfonic Acid (PFHpS) | ND | ND | ng/g | NC | | 30 |
| Perfluorononanoic Acid (PFNA) | ND | ND | ng/g | NC | | 30 |
| Perfluorooctanesulfonic Acid (PFOS) | ND | ND | ng/g | NC | | 30 |
| Perfluorodecanoic Acid (PFDA) | ND | ND | ng/g | NC | | 30 |
| 1H,1H,2H,2H-Perfluorodecanesulfonic Acid (8:2FTS) | ND | ND | ng/g | NC | | 30 |
| Perfluorononanesulfonic Acid (PFNS) | ND | ND | ng/g | NC | | 30 |
| N-Methyl Perfluorooctanesulfonamidoacetic Acid (NMeFOSAA) | ND | ND | ng/g | NC | | 30 |
| Perfluoroundecanoic Acid (PFUnA) | ND | ND | ng/g | NC | | 30 |
| Perfluorodecanesulfonic Acid (PFDS) | ND | ND | ng/g | NC | | 30 |
| Perfluorooctanesulfonamide (FOSA) | ND | ND | ng/g | NC | | 30 |

# Lab Duplicate Analysis
## Batch Quality Control

**Project Name:** 140 W MAIN ST
**Project Number:** 12166

**Lab Number:** L2160899
**Report Date:** 11/29/21

| Parameter | Native Sample | Duplicate Sample | Units | RPD | Qual | RPD Limits |
|---|---|---|---|---|---|---|
| Perfluorinated Alkyl Acids by Isotope Dilution - Mansfield Lab Associated sample(s): 08 QC Batch ID: WG1571860-4 QC Sample: L2160295-02 Client ID: DUP Sample | | | | | | |
| N-Ethyl Perfluorooctanesulfonamidoacetic Acid (NEtFOSAA) | ND | ND | ng/g | NC | | 30 |
| Perfluorododecanoic Acid (PFDoA) | ND | ND | ng/g | NC | | 30 |
| Perfluorotridecanoic Acid (PFTrDA) | ND | ND | ng/g | NC | | 30 |
| Perfluorotetradecanoic Acid (PFTA) | ND | ND | ng/g | NC | | 30 |

| Surrogate (Extracted Internal Standard) | %Recovery | Qualifier | %Recovery | Qualifier | Acceptance Criteria |
|---|---|---|---|---|---|
| Perfluoro[13C4]Butanoic Acid (MPFBA) | 82 | | 82 | | 61-135 |
| Perfluoro[13C5]Pentanoic Acid (M5PFPEA) | 85 | | 85 | | 58-150 |
| Perfluoro[2,3,4-13C3]Butanesulfonic Acid (M3PFBS) | 81 | | 92 | | 74-139 |
| 1H,1H,2H,2H-Perfluoro[1,2-13C2]Hexanesulfonic Acid (M2-4:2FTS) | 66 | | 75 | | 14-167 |
| Perfluoro[1,2,3,4,6-13C5]Hexanoic Acid (M5PFHxA) | 79 | | 82 | | 66-128 |
| Perfluoro[1,2,3,4-13C4]Heptanoic Acid (M4PFHpA) | 79 | | 84 | | 71-129 |
| Perfluoro[1,2,3-13C3]Hexanesulfonic Acid (M3PFHxS) | 84 | | 97 | | 78-139 |
| Perfluoro[13C8]Octanoic Acid (M8PFOA) | 77 | | 82 | | 75-130 |
| 1H,1H,2H,2H-Perfluoro[1,2-13C2]Octanesulfonic Acid (M2-6:2FTS) | 63 | | 74 | | 20-154 |
| Perfluoro[13C9]Nonanoic Acid (M9PFNA) | 77 | | 81 | | 72-140 |
| Perfluoro[13C8]Octanesulfonic Acid (M8PFOS) | **73** | Q | 91 | | 79-136 |
| Perfluoro[1,2,3,4,5,6-13C6]Decanoic Acid (M6PFDA) | 75 | | **74** | Q | 75-130 |
| 1H,1H,2H,2H-Perfluoro[1,2-13C2]Decanesulfonic Acid (M2-8:2FTS) | 70 | | 97 | | 19-175 |
| N-Deuteriomethylperfluoro-1-octanesulfonamidoacetic Acid (d3-NMeFOSAA) | 52 | | 54 | | 31-134 |
| Perfluoro[1,2,3,4,5,6,7-13C7]Undecanoic Acid (M7-PFUDA) | 79 | | 78 | | 61-155 |
| Perfluoro[13C8]Octanesulfonamide (M8FOSA) | 88 | | 92 | | 10-117 |
| N-Deuterioethylperfluoro-1-octanesulfonamidoacetic Acid (d5-NEtFOSAA) | **31** | Q | 37 | | 34-137 |
| Perfluoro[1,2-13C2]Dodecanoic Acid (MPFDOA) | 66 | | 67 | | 54-150 |

# Lab Duplicate Analysis
## Batch Quality Control

**Project Name:** 140 W MAIN ST
**Project Number:** 12166

**Lab Number:** L2160899
**Report Date:** 11/29/21

| Parameter | Native Sample | Duplicate Sample | Units | RPD | Qual | RPD Limits |
|---|---|---|---|---|---|---|
| Perfluorinated Alkyl Acids by Isotope Dilution - Mansfield Lab Associated sample(s): 08 QC Batch ID: WG1571860-4 QC Sample: L2160295-02 Client ID: DUP Sample | | | | | | |

| Surrogate (Extracted Internal Standard) | %Recovery | Qualifier | %Recovery | Qualifier | Acceptance Criteria |
|---|---|---|---|---|---|
| Perfluoro[1,2-13C2]Tetradecanoic Acid (M2PFTEDA) | 28 | | 27 | | 24-159 |

# PCBS

**Project Name:** 140 W MAIN ST
**Project Number:** 12166
**Lab Number:** L2160899
**Report Date:** 11/29/21

## SAMPLE RESULTS

Lab ID: L2160899-02
Client ID: TW-2
Sample Location: PORT CHESTER, NY

Sample Depth:
Matrix: Water
Analytical Method: 1,8082A
Analytical Date: 11/11/21 09:04
Analyst: CW

Date Collected: 11/04/21 10:45
Date Received: 11/04/21
Field Prep: Not Specified

Extraction Method: EPA 3510C
Extraction Date: 11/09/21 07:39
Cleanup Method: EPA 3665A
Cleanup Date: 11/10/21
Cleanup Method: EPA 3660B
Cleanup Date: 11/10/21

| Parameter | Result | Qualifier | Units | RL | MDL | Dilution Factor | Column |
|---|---|---|---|---|---|---|---|
| Polychlorinated Biphenyls by GC - Westborough Lab | | | | | | | |
| Aroclor 1016 | ND | | ug/l | 0.071 | 0.061 | 1 | A |
| Aroclor 1221 | ND | | ug/l | 0.071 | 0.061 | 1 | A |
| Aroclor 1232 | ND | | ug/l | 0.071 | 0.061 | 1 | A |
| Aroclor 1242 | ND | | ug/l | 0.071 | 0.061 | 1 | A |
| Aroclor 1248 | ND | | ug/l | 0.071 | 0.061 | 1 | A |
| Aroclor 1254 | ND | | ug/l | 0.071 | 0.061 | 1 | A |
| Aroclor 1260 | ND | | ug/l | 0.071 | 0.061 | 1 | A |
| Aroclor 1262 | ND | | ug/l | 0.071 | 0.061 | 1 | A |
| Aroclor 1268 | ND | | ug/l | 0.071 | 0.061 | 1 | B |
| PCBs, Total | ND | | ug/l | 0.071 | 0.061 | 1 | B |

| Surrogate | % Recovery | Qualifier | Acceptance Criteria | Column |
|---|---|---|---|---|
| 2,4,5,6-Tetrachloro-m-xylene | 62 | | 30-150 | A |
| Decachlorobiphenyl | 56 | | 30-150 | A |
| 2,4,5,6-Tetrachloro-m-xylene | 63 | | 30-150 | B |
| Decachlorobiphenyl | 53 | | 30-150 | B |

**Project Name:** 140 W MAIN ST
**Project Number:** 12166
**Lab Number:** L2160899
**Report Date:** 11/29/21

## SAMPLE RESULTS

Lab ID: L2160899-04
Client ID: SB-6 (2.5-3')
Sample Location: PORT CHESTER, NY

Date Collected: 11/04/21 13:00
Date Received: 11/04/21
Field Prep: Not Specified

Sample Depth:
Matrix: Soil
Analytical Method: 1,8082A
Analytical Date: 11/09/21 15:56
Analyst: JWL
Percent Solids: 87%

Extraction Method: EPA 3546
Extraction Date: 11/09/21 01:34
Cleanup Method: EPA 3665A
Cleanup Date: 11/09/21
Cleanup Method: EPA 3660B
Cleanup Date: 11/09/21

| Parameter | Result | Qualifier | Units | RL | MDL | Dilution Factor | Column |
|---|---|---|---|---|---|---|---|
| Polychlorinated Biphenyls by GC - Westborough Lab | | | | | | | |
| Aroclor 1016 | ND | | ug/kg | 36.8 | 3.27 | 1 | A |
| Aroclor 1221 | ND | | ug/kg | 36.8 | 3.69 | 1 | A |
| Aroclor 1232 | ND | | ug/kg | 36.8 | 7.80 | 1 | A |
| Aroclor 1242 | ND | | ug/kg | 36.8 | 4.96 | 1 | A |
| Aroclor 1248 | ND | | ug/kg | 36.8 | 5.52 | 1 | A |
| Aroclor 1254 | ND | | ug/kg | 36.8 | 4.03 | 1 | A |
| Aroclor 1260 | ND | | ug/kg | 36.8 | 6.80 | 1 | A |
| Aroclor 1262 | ND | | ug/kg | 36.8 | 4.67 | 1 | A |
| Aroclor 1268 | ND | | ug/kg | 36.8 | 3.81 | 1 | A |
| PCBs, Total | ND | | ug/kg | 36.8 | 3.27 | 1 | A |

| Surrogate | % Recovery | Qualifier | Acceptance Criteria | Column |
|---|---|---|---|---|
| 2,4,5,6-Tetrachloro-m-xylene | 63 | | 30-150 | A |
| Decachlorobiphenyl | 62 | | 30-150 | A |
| 2,4,5,6-Tetrachloro-m-xylene | 67 | | 30-150 | B |
| Decachlorobiphenyl | 63 | | 30-150 | B |

**Project Name:** 140 W MAIN ST
**Project Number:** 12166
**Lab Number:** L2160899
**Report Date:** 11/29/21

## SAMPLE RESULTS

Lab ID: L2160899-05
Client ID: SB-7 (2.5-3')
Sample Location: PORT CHESTER, NY

Date Collected: 11/04/21 14:30
Date Received: 11/04/21
Field Prep: Not Specified

Sample Depth:
Matrix: Soil
Analytical Method: 1,8082A
Analytical Date: 11/09/21 16:06
Analyst: JWL
Percent Solids: 79%

Extraction Method: EPA 3546
Extraction Date: 11/09/21 01:34
Cleanup Method: EPA 3665A
Cleanup Date: 11/09/21
Cleanup Method: EPA 3660B
Cleanup Date: 11/09/21

| Parameter | Result | Qualifier | Units | RL | MDL | Dilution Factor | Column |
|---|---|---|---|---|---|---|---|
| Polychlorinated Biphenyls by GC - Westborough Lab | | | | | | | |
| Aroclor 1016 | ND | | ug/kg | 40.0 | 3.55 | 1 | A |
| Aroclor 1221 | ND | | ug/kg | 40.0 | 4.01 | 1 | A |
| Aroclor 1232 | ND | | ug/kg | 40.0 | 8.49 | 1 | A |
| Aroclor 1242 | ND | | ug/kg | 40.0 | 5.40 | 1 | A |
| Aroclor 1248 | ND | | ug/kg | 40.0 | 6.00 | 1 | A |
| Aroclor 1254 | ND | | ug/kg | 40.0 | 4.38 | 1 | A |
| Aroclor 1260 | ND | | ug/kg | 40.0 | 7.40 | 1 | A |
| Aroclor 1262 | ND | | ug/kg | 40.0 | 5.08 | 1 | A |
| Aroclor 1268 | ND | | ug/kg | 40.0 | 4.15 | 1 | A |
| PCBs, Total | ND | | ug/kg | 40.0 | 3.55 | 1 | A |

| Surrogate | % Recovery | Qualifier | Acceptance Criteria | Column |
|---|---|---|---|---|
| 2,4,5,6-Tetrachloro-m-xylene | 64 | | 30-150 | A |
| Decachlorobiphenyl | 70 | | 30-150 | A |
| 2,4,5,6-Tetrachloro-m-xylene | 68 | | 30-150 | B |
| Decachlorobiphenyl | 68 | | 30-150 | B |

**Project Name:** 140 W MAIN ST
**Project Number:** 12166
**Lab Number:** L2160899
**Report Date:** 11/29/21

## SAMPLE RESULTS

Lab ID: L2160899-06
Client ID: SB-8 (2.5-3')
Sample Location: PORT CHESTER, NY

Date Collected: 11/04/21 14:40
Date Received: 11/04/21
Field Prep: Not Specified

Sample Depth:
Matrix: Soil
Analytical Method: 1,8082A
Analytical Date: 11/09/21 16:15
Analyst: JWL
Percent Solids: 85%

Extraction Method: EPA 3546
Extraction Date: 11/09/21 01:34
Cleanup Method: EPA 3665A
Cleanup Date: 11/09/21
Cleanup Method: EPA 3660B
Cleanup Date: 11/09/21

| Parameter | Result | Qualifier | Units | RL | MDL | Dilution Factor | Column |
|---|---|---|---|---|---|---|---|
| Polychlorinated Biphenyls by GC - Westborough Lab | | | | | | | |
| Aroclor 1016 | ND | | ug/kg | 37.0 | 3.29 | 1 | A |
| Aroclor 1221 | ND | | ug/kg | 37.0 | 3.71 | 1 | A |
| Aroclor 1232 | ND | | ug/kg | 37.0 | 7.85 | 1 | A |
| Aroclor 1242 | ND | | ug/kg | 37.0 | 4.99 | 1 | A |
| Aroclor 1248 | ND | | ug/kg | 37.0 | 5.56 | 1 | A |
| Aroclor 1254 | ND | | ug/kg | 37.0 | 4.05 | 1 | A |
| Aroclor 1260 | ND | | ug/kg | 37.0 | 6.84 | 1 | A |
| Aroclor 1262 | ND | | ug/kg | 37.0 | 4.70 | 1 | A |
| Aroclor 1268 | ND | | ug/kg | 37.0 | 3.84 | 1 | A |
| PCBs, Total | ND | | ug/kg | 37.0 | 3.29 | 1 | A |

| Surrogate | % Recovery | Qualifier | Acceptance Criteria | Column |
|---|---|---|---|---|
| 2,4,5,6-Tetrachloro-m-xylene | 65 | | 30-150 | A |
| Decachlorobiphenyl | 69 | | 30-150 | A |
| 2,4,5,6-Tetrachloro-m-xylene | 70 | | 30-150 | B |
| Decachlorobiphenyl | 68 | | 30-150 | B |

**Project Name:** 140 W MAIN ST
**Project Number:** 12166
**Lab Number:** L2160899
**Report Date:** 11/29/21

## SAMPLE RESULTS

Lab ID: L2160899-07
Client ID: SB-9 (3-3.5')
Sample Location: PORT CHESTER, NY

Date Collected: 11/04/21 15:00
Date Received: 11/04/21
Field Prep: Not Specified

Sample Depth:
Matrix: Soil
Analytical Method: 1,8082A
Analytical Date: 11/09/21 16:24
Analyst: JWL
Percent Solids: 87%

Extraction Method: EPA 3546
Extraction Date: 11/09/21 01:34
Cleanup Method: EPA 3665A
Cleanup Date: 11/09/21
Cleanup Method: EPA 3660B
Cleanup Date: 11/09/21

| Parameter | Result | Qualifier | Units | RL | MDL | Dilution Factor | Column |
|---|---|---|---|---|---|---|---|
| Polychlorinated Biphenyls by GC - Westborough Lab | | | | | | | |
| Aroclor 1016 | ND | | ug/kg | 37.5 | 3.33 | 1 | A |
| Aroclor 1221 | ND | | ug/kg | 37.5 | 3.76 | 1 | A |
| Aroclor 1232 | ND | | ug/kg | 37.5 | 7.95 | 1 | A |
| Aroclor 1242 | ND | | ug/kg | 37.5 | 5.05 | 1 | A |
| Aroclor 1248 | ND | | ug/kg | 37.5 | 5.62 | 1 | A |
| Aroclor 1254 | ND | | ug/kg | 37.5 | 4.10 | 1 | B |
| Aroclor 1260 | ND | | ug/kg | 37.5 | 6.93 | 1 | A |
| Aroclor 1262 | ND | | ug/kg | 37.5 | 4.76 | 1 | A |
| Aroclor 1268 | ND | | ug/kg | 37.5 | 3.88 | 1 | A |
| PCBs, Total | ND | | ug/kg | 37.5 | 3.33 | 1 | B |

| Surrogate | % Recovery | Qualifier | Acceptance Criteria | Column |
|---|---|---|---|---|
| 2,4,5,6-Tetrachloro-m-xylene | 56 | | 30-150 | A |
| Decachlorobiphenyl | 62 | | 30-150 | A |
| 2,4,5,6-Tetrachloro-m-xylene | 62 | | 30-150 | B |
| Decachlorobiphenyl | 62 | | 30-150 | B |

**Project Name:** 140 W MAIN ST
**Project Number:** 12166
**Lab Number:** L2160899
**Report Date:** 11/29/21

## SAMPLE RESULTS

Lab ID: L2160899-08
Client ID: SB-10 (5.5-6')
Sample Location: PORT CHESTER, NY

Date Collected: 11/04/21 16:20
Date Received: 11/04/21
Field Prep: Not Specified

Sample Depth:
Matrix: Soil
Analytical Method: 1,8082A
Analytical Date: 11/09/21 16:34
Analyst: JWL
Percent Solids: 96%

Extraction Method: EPA 3546
Extraction Date: 11/09/21 01:34
Cleanup Method: EPA 3665A
Cleanup Date: 11/09/21
Cleanup Method: EPA 3660B
Cleanup Date: 11/09/21

| Parameter | Result | Qualifier | Units | RL | MDL | Dilution Factor | Column |
|---|---|---|---|---|---|---|---|
| Polychlorinated Biphenyls by GC - Westborough Lab | | | | | | | |
| Aroclor 1016 | ND | | ug/kg | 33.3 | 2.96 | 1 | A |
| Aroclor 1221 | ND | | ug/kg | 33.3 | 3.34 | 1 | A |
| Aroclor 1232 | ND | | ug/kg | 33.3 | 7.06 | 1 | A |
| Aroclor 1242 | ND | | ug/kg | 33.3 | 4.49 | 1 | A |
| Aroclor 1248 | ND | | ug/kg | 33.3 | 5.00 | 1 | A |
| Aroclor 1254 | ND | | ug/kg | 33.3 | 3.64 | 1 | A |
| Aroclor 1260 | ND | | ug/kg | 33.3 | 6.16 | 1 | A |
| Aroclor 1262 | ND | | ug/kg | 33.3 | 4.23 | 1 | A |
| Aroclor 1268 | ND | | ug/kg | 33.3 | 3.45 | 1 | A |
| PCBs, Total | ND | | ug/kg | 33.3 | 2.96 | 1 | A |

| Surrogate | % Recovery | Qualifier | Acceptance Criteria | Column |
|---|---|---|---|---|
| 2,4,5,6-Tetrachloro-m-xylene | 42 | | 30-150 | A |
| Decachlorobiphenyl | 47 | | 30-150 | A |
| 2,4,5,6-Tetrachloro-m-xylene | 44 | | 30-150 | B |
| Decachlorobiphenyl | 44 | | 30-150 | B |

**Project Name:** 140 W MAIN ST
**Project Number:** 12166

**Lab Number:** L2160899
**Report Date:** 11/29/21

# Method Blank Analysis
## Batch Quality Control

Analytical Method: 1,8082A
Analytical Date: 11/09/21 01:15
Analyst: AWS

Extraction Method: EPA 3510C
Extraction Date: 11/08/21 16:18
Cleanup Method: EPA 3665A
Cleanup Date: 11/08/21
Cleanup Method: EPA 3660B
Cleanup Date: 11/08/21

| Parameter | Result | Qualifier | Units | RL | MDL | Column |
|---|---|---|---|---|---|---|
| Polychlorinated Biphenyls by GC - Westborough Lab for sample(s): 02 Batch: WG1568554-1 | | | | | | |
| Aroclor 1016 | ND | | ug/l | 0.071 | 0.061 | A |
| Aroclor 1221 | ND | | ug/l | 0.071 | 0.061 | A |
| Aroclor 1232 | ND | | ug/l | 0.071 | 0.061 | A |
| Aroclor 1242 | ND | | ug/l | 0.071 | 0.061 | A |
| Aroclor 1248 | ND | | ug/l | 0.071 | 0.061 | A |
| Aroclor 1254 | ND | | ug/l | 0.071 | 0.061 | A |
| Aroclor 1260 | ND | | ug/l | 0.071 | 0.061 | A |
| Aroclor 1262 | ND | | ug/l | 0.071 | 0.061 | A |
| Aroclor 1268 | ND | | ug/l | 0.071 | 0.061 | A |
| PCBs, Total | ND | | ug/l | 0.071 | 0.061 | A |

| Surrogate | %Recovery | Qualifier | Acceptance Criteria | Column |
|---|---|---|---|---|
| 2,4,5,6-Tetrachloro-m-xylene | 69 | | 30-150 | A |
| Decachlorobiphenyl | 81 | | 30-150 | A |
| 2,4,5,6-Tetrachloro-m-xylene | 68 | | 30-150 | B |
| Decachlorobiphenyl | 76 | | 30-150 | B |

**Project Name:** 140 W MAIN ST
**Project Number:** 12166

**Lab Number:** L2160899
**Report Date:** 11/29/21

# Method Blank Analysis
## Batch Quality Control

Analytical Method: 1,8082A
Analytical Date: 11/09/21 15:20
Analyst: CW

Extraction Method: EPA 3546
Extraction Date: 11/09/21 01:34
Cleanup Method: EPA 3665A
Cleanup Date: 11/09/21
Cleanup Method: EPA 3660B
Cleanup Date: 11/09/21

| Parameter | Result | Qualifier | Units | RL | MDL | Column |
|---|---|---|---|---|---|---|
| Polychlorinated Biphenyls by GC - Westborough Lab for sample(s): 04-08 Batch: WG1568746-1 | | | | | | |
| Aroclor 1016 | ND | | ug/kg | 32.0 | 2.84 | A |
| Aroclor 1221 | ND | | ug/kg | 32.0 | 3.21 | A |
| Aroclor 1232 | ND | | ug/kg | 32.0 | 6.79 | A |
| Aroclor 1242 | ND | | ug/kg | 32.0 | 4.32 | A |
| Aroclor 1248 | ND | | ug/kg | 32.0 | 4.80 | A |
| Aroclor 1254 | ND | | ug/kg | 32.0 | 3.50 | A |
| Aroclor 1260 | ND | | ug/kg | 32.0 | 5.92 | A |
| Aroclor 1262 | ND | | ug/kg | 32.0 | 4.07 | A |
| Aroclor 1268 | ND | | ug/kg | 32.0 | 3.32 | A |
| PCBs, Total | ND | | ug/kg | 32.0 | 2.84 | A |

| Surrogate | %Recovery | Qualifier | Acceptance Criteria | Column |
|---|---|---|---|---|
| 2,4,5,6-Tetrachloro-m-xylene | 77 | | 30-150 | A |
| Decachlorobiphenyl | 86 | | 30-150 | A |
| 2,4,5,6-Tetrachloro-m-xylene | 81 | | 30-150 | B |
| Decachlorobiphenyl | 83 | | 30-150 | B |

# Lab Control Sample Analysis
## Batch Quality Control

**Project Name:** 140 W MAIN ST
**Project Number:** 12166
**Lab Number:** L2160899
**Report Date:** 11/29/21

| Parameter | LCS %Recovery | Qual | LCSD %Recovery | Qual | %Recovery Limits | RPD | Qual | RPD Limits | Column |
|---|---|---|---|---|---|---|---|---|---|
| Polychlorinated Biphenyls by GC - Westborough Lab Associated sample(s): 02 Batch: WG1568554-2 WG1568554-3 | | | | | | | | | |
| Aroclor 1016 | 75 | | 79 | | 40-140 | 6 | | 50 | A |
| Aroclor 1260 | 76 | | 81 | | 40-140 | 6 | | 50 | A |

| Surrogate | LCS %Recovery | Qual | LCSD %Recovery | Qual | Acceptance Criteria | Column |
|---|---|---|---|---|---|---|
| 2,4,5,6-Tetrachloro-m-xylene | 70 | | 73 | | 30-150 | A |
| Decachlorobiphenyl | 81 | | 86 | | 30-150 | A |
| 2,4,5,6-Tetrachloro-m-xylene | 68 | | 72 | | 30-150 | B |
| Decachlorobiphenyl | 76 | | 82 | | 30-150 | B |

# Lab Control Sample Analysis
## Batch Quality Control

**Project Name:** 140 W MAIN ST
**Project Number:** 12166
**Lab Number:** L2160899
**Report Date:** 11/29/21

| Parameter | LCS %Recovery | Qual | LCSD %Recovery | Qual | %Recovery Limits | RPD | Qual | RPD Limits | Column |
|---|---|---|---|---|---|---|---|---|---|
| Polychlorinated Biphenyls by GC - Westborough Lab Associated sample(s): 04-08 Batch: WG1568746-2 WG1568746-3 | | | | | | | | | |
| Aroclor 1016 | 77 | | 76 | | 40-140 | 1 | | 50 | A |
| Aroclor 1260 | 77 | | 76 | | 40-140 | 1 | | 50 | A |

| Surrogate | LCS %Recovery | Qual | LCSD %Recovery | Qual | Acceptance Criteria | Column |
|---|---|---|---|---|---|---|
| 2,4,5,6-Tetrachloro-m-xylene | 77 | | 75 | | 30-150 | A |
| Decachlorobiphenyl | 83 | | 82 | | 30-150 | A |
| 2,4,5,6-Tetrachloro-m-xylene | 81 | | 78 | | 30-150 | B |
| Decachlorobiphenyl | 81 | | 79 | | 30-150 | B |

# PESTICIDES

**Project Name:** 140 W MAIN ST
**Project Number:** 12166
**Lab Number:** L2160899
**Report Date:** 11/29/21

## SAMPLE RESULTS

Lab ID: L2160899-02
Client ID: TW-2
Sample Location: PORT CHESTER, NY

Date Collected: 11/04/21 10:45
Date Received: 11/04/21
Field Prep: Not Specified

Sample Depth:
Matrix: Water
Analytical Method: 1,8081B
Analytical Date: 11/11/21 07:58
Analyst: JAW

Extraction Method: EPA 3510C
Extraction Date: 11/10/21 00:10

| Parameter | Result | Qualifier | Units | RL | MDL | Dilution Factor | Column |
|---|---|---|---|---|---|---|---|
| Organochlorine Pesticides by GC - Westborough Lab | | | | | | | |
| Delta-BHC | ND | | ug/l | 0.014 | 0.003 | 1 | A |
| Lindane | ND | | ug/l | 0.014 | 0.003 | 1 | A |
| Alpha-BHC | ND | | ug/l | 0.014 | 0.003 | 1 | A |
| Beta-BHC | ND | | ug/l | 0.014 | 0.004 | 1 | A |
| Heptachlor | ND | | ug/l | 0.014 | 0.002 | 1 | A |
| Aldrin | ND | | ug/l | 0.014 | 0.002 | 1 | A |
| Heptachlor epoxide | ND | | ug/l | 0.014 | 0.003 | 1 | A |
| Endrin | ND | | ug/l | 0.029 | 0.003 | 1 | A |
| Endrin aldehyde | ND | | ug/l | 0.029 | 0.006 | 1 | A |
| Endrin ketone | ND | | ug/l | 0.029 | 0.003 | 1 | A |
| Dieldrin | ND | | ug/l | 0.029 | 0.003 | 1 | A |
| 4,4'-DDE | ND | | ug/l | 0.029 | 0.003 | 1 | A |
| 4,4'-DDD | ND | | ug/l | 0.029 | 0.003 | 1 | A |
| 4,4'-DDT | ND | | ug/l | 0.029 | 0.003 | 1 | A |
| Endosulfan I | ND | | ug/l | 0.014 | 0.002 | 1 | A |
| Endosulfan II | ND | | ug/l | 0.029 | 0.004 | 1 | A |
| Endosulfan sulfate | ND | | ug/l | 0.029 | 0.003 | 1 | A |
| Methoxychlor | ND | | ug/l | 0.143 | 0.005 | 1 | A |
| Toxaphene | ND | | ug/l | 0.143 | 0.045 | 1 | A |
| cis-Chlordane | ND | | ug/l | 0.014 | 0.005 | 1 | A |
| trans-Chlordane | ND | | ug/l | 0.014 | 0.004 | 1 | A |
| Chlordane | ND | | ug/l | 0.143 | 0.033 | 1 | A |

**Project Name:** 140 W MAIN ST **Lab Number:** L2160899

**Project Number:** 12166 **Report Date:** 11/29/21

## SAMPLE RESULTS

Lab ID: L2160899-02 Date Collected: 11/04/21 10:45

Client ID: TW-2 Date Received: 11/04/21

Sample Location: PORT CHESTER, NY Field Prep: Not Specified

Sample Depth:

| Parameter | Result | Qualifier | Units | RL | MDL | Dilution Factor | Column |
|---|---|---|---|---|---|---|---|
| Organochlorine Pesticides by GC - Westborough Lab | | | | | | | |

| Surrogate | % Recovery | Qualifier | Acceptance Criteria | Column |
|---|---|---|---|---|
| 2,4,5,6-Tetrachloro-m-xylene | 63 | | 30-150 | A |
| Decachlorobiphenyl | 53 | | 30-150 | A |
| 2,4,5,6-Tetrachloro-m-xylene | 61 | | 30-150 | B |
| Decachlorobiphenyl | 47 | | 30-150 | B |

**Project Name:** 140 W MAIN ST
**Project Number:** 12166
**Lab Number:** L2160899
**Report Date:** 11/29/21

## SAMPLE RESULTS

Lab ID: L2160899-04
Client ID: SB-6 (2.5-3')
Sample Location: PORT CHESTER, NY

Date Collected: 11/04/21 13:00
Date Received: 11/04/21
Field Prep: Not Specified

Sample Depth:
Matrix: Soil
Analytical Method: 1,8081B
Analytical Date: 11/11/21 06:44
Analyst: JWL
Percent Solids: 87%

Extraction Method: EPA 3546
Extraction Date: 11/09/21 02:53
Cleanup Method: EPA 3620B
Cleanup Date: 11/10/21

| Parameter | Result | Qualifier | Units | RL | MDL | Dilution Factor | Column |
|---|---|---|---|---|---|---|---|
| Organochlorine Pesticides by GC - Westborough Lab | | | | | | | |
| Delta-BHC | ND | | ug/kg | 1.79 | 0.351 | 1 | A |
| Lindane | ND | | ug/kg | 0.747 | 0.334 | 1 | A |
| Alpha-BHC | ND | | ug/kg | 0.747 | 0.212 | 1 | A |
| Beta-BHC | ND | | ug/kg | 1.79 | 0.680 | 1 | A |
| Heptachlor | ND | | ug/kg | 0.896 | 0.402 | 1 | A |
| Aldrin | ND | | ug/kg | 1.79 | 0.631 | 1 | A |
| Heptachlor epoxide | ND | | ug/kg | 3.36 | 1.01 | 1 | A |
| Endrin | ND | | ug/kg | 0.747 | 0.306 | 1 | A |
| Endrin aldehyde | ND | | ug/kg | 2.24 | 0.784 | 1 | A |
| Endrin ketone | ND | | ug/kg | 1.79 | 0.462 | 1 | A |
| Dieldrin | ND | | ug/kg | 1.12 | 0.560 | 1 | A |
| 4,4'-DDE | ND | | ug/kg | 1.79 | 0.415 | 1 | A |
| 4,4'-DDD | ND | | ug/kg | 1.79 | 0.640 | 1 | A |
| 4,4'-DDT | ND | | ug/kg | 3.36 | 1.44 | 1 | A |
| Endosulfan I | ND | | ug/kg | 1.79 | 0.424 | 1 | A |
| Endosulfan II | ND | | ug/kg | 1.79 | 0.599 | 1 | A |
| Endosulfan sulfate | ND | | ug/kg | 0.747 | 0.356 | 1 | A |
| Methoxychlor | ND | | ug/kg | 3.36 | 1.04 | 1 | A |
| Toxaphene | ND | | ug/kg | 33.6 | 9.41 | 1 | A |
| cis-Chlordane | ND | | ug/kg | 2.24 | 0.625 | 1 | A |
| trans-Chlordane | ND | | ug/kg | 2.24 | 0.592 | 1 | A |
| Chlordane | ND | | ug/kg | 14.9 | 5.94 | 1 | A |

**Project Name:** 140 W MAIN ST **Lab Number:** L2160899

**Project Number:** 12166 **Report Date:** 11/29/21

## SAMPLE RESULTS

Lab ID: L2160899-04 Date Collected: 11/04/21 13:00

Client ID: SB-6 (2.5-3') Date Received: 11/04/21

Sample Location: PORT CHESTER, NY Field Prep: Not Specified

Sample Depth:

| Parameter | Result | Qualifier | Units | RL | MDL | Dilution Factor | Column |
|---|---|---|---|---|---|---|---|
| Organochlorine Pesticides by GC - Westborough Lab | | | | | | | |

| Surrogate | % Recovery | Qualifier | Acceptance Criteria | Column |
|---|---|---|---|---|
| 2,4,5,6-Tetrachloro-m-xylene | 79 | | 30-150 | A |
| Decachlorobiphenyl | 114 | | 30-150 | A |
| 2,4,5,6-Tetrachloro-m-xylene | 66 | | 30-150 | B |
| Decachlorobiphenyl | 95 | | 30-150 | B |

**Project Name:** 140 W MAIN ST
**Project Number:** 12166
**Lab Number:** L2160899
**Report Date:** 11/29/21

## SAMPLE RESULTS

Lab ID: L2160899-05
Client ID: SB-7 (2.5-3')
Sample Location: PORT CHESTER, NY

Date Collected: 11/04/21 14:30
Date Received: 11/04/21
Field Prep: Not Specified

Sample Depth:
Matrix: Soil
Analytical Method: 1,8081B
Analytical Date: 11/11/21 06:55
Analyst: JWL
Percent Solids: 79%

Extraction Method: EPA 3546
Extraction Date: 11/09/21 02:53
Cleanup Method: EPA 3620B
Cleanup Date: 11/10/21

| Parameter | Result | Qualifier | Units | RL | MDL | Dilution Factor | Column |
|---|---|---|---|---|---|---|---|
| Organochlorine Pesticides by GC - Westborough Lab | | | | | | | |
| Delta-BHC | ND | | ug/kg | 1.95 | 0.382 | 1 | A |
| Lindane | ND | | ug/kg | 0.813 | 0.363 | 1 | A |
| Alpha-BHC | ND | | ug/kg | 0.813 | 0.231 | 1 | A |
| Beta-BHC | ND | | ug/kg | 1.95 | 0.740 | 1 | A |
| Heptachlor | ND | | ug/kg | 0.976 | 0.437 | 1 | A |
| Aldrin | ND | | ug/kg | 1.95 | 0.687 | 1 | A |
| Heptachlor epoxide | ND | | ug/kg | 3.66 | 1.10 | 1 | A |
| Endrin | ND | | ug/kg | 0.813 | 0.333 | 1 | A |
| Endrin aldehyde | ND | | ug/kg | 2.44 | 0.854 | 1 | A |
| Endrin ketone | ND | | ug/kg | 1.95 | 0.502 | 1 | A |
| Dieldrin | ND | | ug/kg | 1.22 | 0.610 | 1 | A |
| 4,4'-DDE | ND | | ug/kg | 1.95 | 0.451 | 1 | A |
| 4,4'-DDD | ND | | ug/kg | 1.95 | 0.696 | 1 | A |
| 4,4'-DDT | ND | | ug/kg | 3.66 | 1.57 | 1 | A |
| Endosulfan I | ND | | ug/kg | 1.95 | 0.461 | 1 | A |
| Endosulfan II | ND | | ug/kg | 1.95 | 0.652 | 1 | A |
| Endosulfan sulfate | ND | | ug/kg | 0.813 | 0.387 | 1 | A |
| Methoxychlor | ND | | ug/kg | 3.66 | 1.14 | 1 | A |
| Toxaphene | ND | | ug/kg | 36.6 | 10.2 | 1 | A |
| cis-Chlordane | ND | | ug/kg | 2.44 | 0.680 | 1 | A |
| trans-Chlordane | ND | | ug/kg | 2.44 | 0.644 | 1 | A |
| Chlordane | ND | | ug/kg | 16.2 | 6.46 | 1 | A |

**Project Name:** 140 W MAIN ST **Lab Number:** L2160899

**Project Number:** 12166 **Report Date:** 11/29/21

## SAMPLE RESULTS

Lab ID: L2160899-05 Date Collected: 11/04/21 14:30

Client ID: SB-7 (2.5-3') Date Received: 11/04/21

Sample Location: PORT CHESTER, NY Field Prep: Not Specified

Sample Depth:

| Parameter | Result | Qualifier | Units | RL | MDL | Dilution Factor | Column |
|---|---|---|---|---|---|---|---|
| Organochlorine Pesticides by GC - Westborough Lab | | | | | | | |

| Surrogate | % Recovery | Qualifier | Acceptance Criteria | Column |
|---|---|---|---|---|
| 2,4,5,6-Tetrachloro-m-xylene | 80 | | 30-150 | A |
| Decachlorobiphenyl | 111 | | 30-150 | A |
| 2,4,5,6-Tetrachloro-m-xylene | 70 | | 30-150 | B |
| Decachlorobiphenyl | 96 | | 30-150 | B |

**Project Name:** 140 W MAIN ST
**Project Number:** 12166
**Lab Number:** L2160899
**Report Date:** 11/29/21

## SAMPLE RESULTS

Lab ID: L2160899-06
Client ID: SB-8 (2.5-3')
Sample Location: PORT CHESTER, NY

Date Collected: 11/04/21 14:40
Date Received: 11/04/21
Field Prep: Not Specified

Sample Depth:
Matrix: Soil
Analytical Method: 1,8081B
Analytical Date: 11/11/21 07:06
Analyst: JWL
Percent Solids: 85%

Extraction Method: EPA 3546
Extraction Date: 11/09/21 02:53
Cleanup Method: EPA 3620B
Cleanup Date: 11/10/21

| Parameter | Result | Qualifier | Units | RL | MDL | Dilution Factor | Column |
|---|---|---|---|---|---|---|---|
| Organochlorine Pesticides by GC - Westborough Lab | | | | | | | |
| Delta-BHC | ND | | ug/kg | 1.77 | 0.347 | 1 | A |
| Lindane | ND | | ug/kg | 0.738 | 0.330 | 1 | A |
| Alpha-BHC | ND | | ug/kg | 0.738 | 0.210 | 1 | A |
| Beta-BHC | ND | | ug/kg | 1.77 | 0.672 | 1 | A |
| Heptachlor | ND | | ug/kg | 0.886 | 0.397 | 1 | A |
| Aldrin | ND | | ug/kg | 1.77 | 0.624 | 1 | A |
| Heptachlor epoxide | ND | | ug/kg | 3.32 | 0.996 | 1 | A |
| Endrin | ND | | ug/kg | 0.738 | 0.303 | 1 | A |
| Endrin aldehyde | ND | | ug/kg | 2.21 | 0.775 | 1 | A |
| Endrin ketone | ND | | ug/kg | 1.77 | 0.456 | 1 | A |
| Dieldrin | ND | | ug/kg | 1.11 | 0.554 | 1 | A |
| 4,4'-DDE | ND | | ug/kg | 1.77 | 0.410 | 1 | A |
| 4,4'-DDD | ND | | ug/kg | 1.77 | 0.632 | 1 | A |
| 4,4'-DDT | ND | | ug/kg | 3.32 | 1.42 | 1 | A |
| Endosulfan I | ND | | ug/kg | 1.77 | 0.418 | 1 | A |
| Endosulfan II | ND | | ug/kg | 1.77 | 0.592 | 1 | A |
| Endosulfan sulfate | ND | | ug/kg | 0.738 | 0.351 | 1 | A |
| Methoxychlor | ND | | ug/kg | 3.32 | 1.03 | 1 | A |
| Toxaphene | ND | | ug/kg | 33.2 | 9.30 | 1 | A |
| cis-Chlordane | ND | | ug/kg | 2.21 | 0.617 | 1 | A |
| trans-Chlordane | ND | | ug/kg | 2.21 | 0.584 | 1 | A |
| Chlordane | ND | | ug/kg | 14.8 | 5.87 | 1 | A |

**Project Name:** 140 W MAIN ST **Lab Number:** L2160899

**Project Number:** 12166 **Report Date:** 11/29/21

## SAMPLE RESULTS

Lab ID: L2160899-06 Date Collected: 11/04/21 14:40

Client ID: SB-8 (2.5-3') Date Received: 11/04/21

Sample Location: PORT CHESTER, NY Field Prep: Not Specified

Sample Depth:

| Parameter | Result | Qualifier | Units | RL | MDL | Dilution Factor | Column |
|---|---|---|---|---|---|---|---|
| Organochlorine Pesticides by GC - Westborough Lab | | | | | | | |

| Surrogate | % Recovery | Qualifier | Acceptance Criteria | Column |
|---|---|---|---|---|
| 2,4,5,6-Tetrachloro-m-xylene | 80 | | 30-150 | A |
| Decachlorobiphenyl | 114 | | 30-150 | A |
| 2,4,5,6-Tetrachloro-m-xylene | 71 | | 30-150 | B |
| Decachlorobiphenyl | 94 | | 30-150 | B |

**Project Name:** 140 W MAIN ST
**Project Number:** 12166
**Lab Number:** L2160899
**Report Date:** 11/29/21

## SAMPLE RESULTS

Lab ID: L2160899-07
Client ID: SB-9 (3-3.5')
Sample Location: PORT CHESTER, NY

Date Collected: 11/04/21 15:00
Date Received: 11/04/21
Field Prep: Not Specified

Sample Depth:
Matrix: Soil
Analytical Method: 1,8081B
Analytical Date: 11/11/21 07:17
Analyst: JWL
Percent Solids: 87%

Extraction Method: EPA 3546
Extraction Date: 11/09/21 02:53
Cleanup Method: EPA 3620B
Cleanup Date: 11/10/21

| Parameter | Result | Qualifier | Units | RL | MDL | Dilution Factor | Column |
|---|---|---|---|---|---|---|---|
| Organochlorine Pesticides by GC - Westborough Lab | | | | | | | |
| Delta-BHC | ND | | ug/kg | 1.77 | 0.346 | 1 | A |
| Lindane | ND | | ug/kg | 0.736 | 0.329 | 1 | A |
| Alpha-BHC | ND | | ug/kg | 0.736 | 0.209 | 1 | A |
| Beta-BHC | ND | | ug/kg | 1.77 | 0.670 | 1 | A |
| Heptachlor | ND | | ug/kg | 0.883 | 0.396 | 1 | A |
| Aldrin | ND | | ug/kg | 1.77 | 0.622 | 1 | A |
| Heptachlor epoxide | ND | | ug/kg | 3.31 | 0.994 | 1 | A |
| Endrin | ND | | ug/kg | 0.736 | 0.302 | 1 | A |
| Endrin aldehyde | ND | | ug/kg | 2.21 | 0.773 | 1 | A |
| Endrin ketone | ND | | ug/kg | 1.77 | 0.455 | 1 | A |
| Dieldrin | ND | | ug/kg | 1.10 | 0.552 | 1 | A |
| 4,4'-DDE | ND | | ug/kg | 1.77 | 0.408 | 1 | A |
| 4,4'-DDD | ND | | ug/kg | 1.77 | 0.630 | 1 | A |
| 4,4'-DDT | ND | | ug/kg | 3.31 | 1.42 | 1 | A |
| Endosulfan I | ND | | ug/kg | 1.77 | 0.417 | 1 | A |
| Endosulfan II | ND | | ug/kg | 1.77 | 0.590 | 1 | A |
| Endosulfan sulfate | ND | | ug/kg | 0.736 | 0.350 | 1 | A |
| Methoxychlor | ND | | ug/kg | 3.31 | 1.03 | 1 | A |
| Toxaphene | ND | | ug/kg | 33.1 | 9.27 | 1 | A |
| cis-Chlordane | ND | | ug/kg | 2.21 | 0.615 | 1 | A |
| trans-Chlordane | ND | | ug/kg | 2.21 | 0.583 | 1 | A |
| Chlordane | ND | | ug/kg | 14.7 | 5.85 | 1 | A |

**Project Name:** 140 W MAIN ST **Lab Number:** L2160899

**Project Number:** 12166 **Report Date:** 11/29/21

## SAMPLE RESULTS

Lab ID: L2160899-07 Date Collected: 11/04/21 15:00

Client ID: SB-9 (3-3.5') Date Received: 11/04/21

Sample Location: PORT CHESTER, NY Field Prep: Not Specified

Sample Depth:

| Parameter | Result | Qualifier | Units | RL | MDL | Dilution Factor | Column |
|---|---|---|---|---|---|---|---|
| Organochlorine Pesticides by GC - Westborough Lab | | | | | | | |

| Surrogate | % Recovery | Qualifier | Acceptance Criteria | Column |
|---|---|---|---|---|
| 2,4,5,6-Tetrachloro-m-xylene | 49 | | 30-150 | A |
| Decachlorobiphenyl | 57 | | 30-150 | A |
| 2,4,5,6-Tetrachloro-m-xylene | 74 | | 30-150 | B |
| Decachlorobiphenyl | 98 | | 30-150 | B |

**Project Name:** 140 W MAIN ST
**Project Number:** 12166
**Lab Number:** L2160899
**Report Date:** 11/29/21

## SAMPLE RESULTS

Lab ID: L2160899-08
Client ID: SB-10 (5.5-6')
Sample Location: PORT CHESTER, NY

Date Collected: 11/04/21 16:20
Date Received: 11/04/21
Field Prep: Not Specified

Sample Depth:
Matrix: Soil
Analytical Method: 1,8081B
Analytical Date: 11/11/21 07:29
Analyst: JWL
Percent Solids: 96%

Extraction Method: EPA 3546
Extraction Date: 11/09/21 02:53
Cleanup Method: EPA 3620B
Cleanup Date: 11/10/21

| Parameter | Result | Qualifier | Units | RL | MDL | Dilution Factor | Column |
|---|---|---|---|---|---|---|---|
| Organochlorine Pesticides by GC - Westborough Lab | | | | | | | |
| Delta-BHC | ND | | ug/kg | 1.63 | 0.319 | 1 | A |
| Lindane | ND | | ug/kg | 0.680 | 0.304 | 1 | A |
| Alpha-BHC | ND | | ug/kg | 0.680 | 0.193 | 1 | A |
| Beta-BHC | ND | | ug/kg | 1.63 | 0.618 | 1 | A |
| Heptachlor | ND | | ug/kg | 0.816 | 0.366 | 1 | A |
| Aldrin | ND | | ug/kg | 1.63 | 0.574 | 1 | A |
| Heptachlor epoxide | ND | | ug/kg | 3.06 | 0.917 | 1 | A |
| Endrin | ND | | ug/kg | 0.680 | 0.279 | 1 | A |
| Endrin aldehyde | ND | | ug/kg | 2.04 | 0.714 | 1 | A |
| Endrin ketone | ND | | ug/kg | 1.63 | 0.420 | 1 | A |
| Dieldrin | ND | | ug/kg | 1.02 | 0.510 | 1 | A |
| 4,4'-DDE | ND | | ug/kg | 1.63 | 0.377 | 1 | A |
| 4,4'-DDD | ND | | ug/kg | 1.63 | 0.582 | 1 | A |
| 4,4'-DDT | ND | | ug/kg | 3.06 | 1.31 | 1 | A |
| Endosulfan I | ND | | ug/kg | 1.63 | 0.385 | 1 | A |
| Endosulfan II | ND | | ug/kg | 1.63 | 0.545 | 1 | A |
| Endosulfan sulfate | ND | | ug/kg | 0.680 | 0.323 | 1 | A |
| Methoxychlor | ND | | ug/kg | 3.06 | 0.951 | 1 | A |
| Toxaphene | ND | | ug/kg | 30.6 | 8.56 | 1 | A |
| cis-Chlordane | ND | | ug/kg | 2.04 | 0.568 | 1 | A |
| trans-Chlordane | ND | | ug/kg | 2.04 | 0.538 | 1 | A |
| Chlordane | ND | | ug/kg | 13.6 | 5.40 | 1 | A |

**Project Name:** 140 W MAIN ST **Lab Number:** L2160899

**Project Number:** 12166 **Report Date:** 11/29/21

## SAMPLE RESULTS

Lab ID: L2160899-08 Date Collected: 11/04/21 16:20

Client ID: SB-10 (5.5-6') Date Received: 11/04/21

Sample Location: PORT CHESTER, NY Field Prep: Not Specified

Sample Depth:

| Parameter | Result | Qualifier | Units | RL | MDL | Dilution Factor | Column |
|---|---|---|---|---|---|---|---|
| Organochlorine Pesticides by GC - Westborough Lab | | | | | | | |

| Surrogate | % Recovery | Qualifier | Acceptance Criteria | Column |
|---|---|---|---|---|
| 2,4,5,6-Tetrachloro-m-xylene | 93 | | 30-150 | A |
| Decachlorobiphenyl | 141 | | 30-150 | A |
| 2,4,5,6-Tetrachloro-m-xylene | 85 | | 30-150 | B |
| Decachlorobiphenyl | 119 | | 30-150 | B |

**Project Name:** 140 W MAIN ST
**Project Number:** 12166

**Lab Number:** L2160899
**Report Date:** 11/29/21

# Method Blank Analysis
## Batch Quality Control

Analytical Method: 1,8081B
Analytical Date: 11/11/21 09:54
Analyst: JWL

Extraction Method: EPA 3546
Extraction Date: 11/09/21 02:53
Cleanup Method: EPA 3620B
Cleanup Date: 11/10/21

| Parameter | Result | Qualifier | Units | RL | MDL | Column |
|---|---|---|---|---|---|---|
| Organochlorine Pesticides by GC - Westborough Lab for sample(s): 04-08 Batch: WG1568753-1 | | | | | | |
| Delta-BHC | ND | | ug/kg | 1.57 | 0.307 | A |
| Lindane | ND | | ug/kg | 0.654 | 0.292 | A |
| Alpha-BHC | ND | | ug/kg | 0.654 | 0.186 | A |
| Beta-BHC | ND | | ug/kg | 1.57 | 0.595 | A |
| Heptachlor | ND | | ug/kg | 0.785 | 0.352 | A |
| Aldrin | ND | | ug/kg | 1.57 | 0.553 | A |
| Heptachlor epoxide | ND | | ug/kg | 2.94 | 0.883 | A |
| Endrin | ND | | ug/kg | 0.654 | 0.268 | A |
| Endrin aldehyde | ND | | ug/kg | 1.96 | 0.687 | A |
| Endrin ketone | ND | | ug/kg | 1.57 | 0.404 | A |
| Dieldrin | ND | | ug/kg | 0.981 | 0.490 | A |
| 4,4'-DDE | ND | | ug/kg | 1.57 | 0.363 | A |
| 4,4'-DDD | ND | | ug/kg | 1.57 | 0.560 | A |
| 4,4'-DDT | ND | | ug/kg | 2.94 | 1.26 | A |
| Endosulfan I | ND | | ug/kg | 1.57 | 0.371 | A |
| Endosulfan II | ND | | ug/kg | 1.57 | 0.524 | A |
| Endosulfan sulfate | ND | | ug/kg | 0.654 | 0.311 | A |
| Methoxychlor | ND | | ug/kg | 2.94 | 0.916 | A |
| Toxaphene | ND | | ug/kg | 29.4 | 8.24 | A |
| cis-Chlordane | ND | | ug/kg | 1.96 | 0.547 | A |
| trans-Chlordane | ND | | ug/kg | 1.96 | 0.518 | A |
| Chlordane | ND | | ug/kg | 13.1 | 5.20 | A |

**Project Name:** 140 W MAIN ST
**Project Number:** 12166

**Lab Number:** L2160899
**Report Date:** 11/29/21

# Method Blank Analysis
## Batch Quality Control

Analytical Method: 1,8081B
Analytical Date: 11/11/21 09:54
Analyst: JWL

Extraction Method: EPA 3546
Extraction Date: 11/09/21 02:53
Cleanup Method: EPA 3620B
Cleanup Date: 11/10/21

| Parameter | Result | Qualifier | Units | RL | MDL | Column |
|---|---|---|---|---|---|---|
| Organochlorine Pesticides by GC - Westborough Lab for sample(s): 04-08 Batch: WG1568753-1 | | | | | | |

| Surrogate | %Recovery | Qualifier | Acceptance Criteria | Column |
|---|---|---|---|---|
| 2,4,5,6-Tetrachloro-m-xylene | 93 | | 30-150 | A |
| Decachlorobiphenyl | 97 | | 30-150 | A |
| 2,4,5,6-Tetrachloro-m-xylene | 86 | | 30-150 | B |
| Decachlorobiphenyl | 83 | | 30-150 | B |

**Project Name:** 140 W MAIN ST
**Project Number:** 12166

**Lab Number:** L2160899
**Report Date:** 11/29/21

# Method Blank Analysis
## Batch Quality Control

Analytical Method: 1,8081B
Analytical Date: 11/11/21 07:06
Analyst: SDC

Extraction Method: EPA 3510C
Extraction Date: 11/10/21 00:10

| Parameter | Result | Qualifier | Units | RL | MDL | Column |
|---|---|---|---|---|---|---|
| Organochlorine Pesticides by GC - Westborough Lab for sample(s): 02 Batch: WG1569315-1 | | | | | | |
| Delta-BHC | ND | | ug/l | 0.014 | 0.003 | A |
| Lindane | ND | | ug/l | 0.014 | 0.003 | A |
| Alpha-BHC | ND | | ug/l | 0.014 | 0.003 | A |
| Beta-BHC | ND | | ug/l | 0.014 | 0.004 | A |
| Heptachlor | ND | | ug/l | 0.014 | 0.002 | A |
| Aldrin | ND | | ug/l | 0.014 | 0.002 | A |
| Heptachlor epoxide | ND | | ug/l | 0.014 | 0.003 | A |
| Endrin | ND | | ug/l | 0.029 | 0.003 | A |
| Endrin aldehyde | ND | | ug/l | 0.029 | 0.006 | A |
| Endrin ketone | ND | | ug/l | 0.029 | 0.003 | A |
| Dieldrin | ND | | ug/l | 0.029 | 0.003 | A |
| 4,4'-DDE | ND | | ug/l | 0.029 | 0.003 | A |
| 4,4'-DDD | ND | | ug/l | 0.029 | 0.003 | A |
| 4,4'-DDT | ND | | ug/l | 0.029 | 0.003 | A |
| Endosulfan I | ND | | ug/l | 0.014 | 0.002 | A |
| Endosulfan II | ND | | ug/l | 0.029 | 0.004 | A |
| Endosulfan sulfate | ND | | ug/l | 0.029 | 0.003 | A |
| Methoxychlor | ND | | ug/l | 0.143 | 0.005 | A |
| Toxaphene | ND | | ug/l | 0.143 | 0.045 | A |
| cis-Chlordane | ND | | ug/l | 0.014 | 0.005 | A |
| trans-Chlordane | ND | | ug/l | 0.014 | 0.004 | A |
| Chlordane | ND | | ug/l | 0.143 | 0.033 | A |

**Project Name:** 140 W MAIN ST
**Project Number:** 12166

**Lab Number:** L2160899
**Report Date:** 11/29/21

# Method Blank Analysis
## Batch Quality Control

Analytical Method: 1,8081B
Analytical Date: 11/11/21 07:06
Analyst: SDC

Extraction Method: EPA 3510C
Extraction Date: 11/10/21 00:10

| Parameter | Result | Qualifier | Units | RL | MDL | Column |
|---|---|---|---|---|---|---|
| Organochlorine Pesticides by GC - Westborough Lab for sample(s): 02 Batch: WG1569315-1 | | | | | | |

| Surrogate | %Recovery | Qualifier | Acceptance Criteria | Column |
|---|---|---|---|---|
| 2,4,5,6-Tetrachloro-m-xylene | 60 | | 30-150 | A |
| Decachlorobiphenyl | 60 | | 30-150 | A |
| 2,4,5,6-Tetrachloro-m-xylene | 58 | | 30-150 | B |
| Decachlorobiphenyl | 58 | | 30-150 | B |

# Lab Control Sample Analysis
## Batch Quality Control

**Project Name:** 140 W MAIN ST
**Project Number:** 12166
**Lab Number:** L2160899
**Report Date:** 11/29/21

| Parameter | LCS %Recovery | Qual | LCSD %Recovery | Qual | %Recovery Limits | RPD | Qual | RPD Limits | Column |
|---|---|---|---|---|---|---|---|---|---|
| Organochlorine Pesticides by GC - Westborough Lab Associated sample(s): 04-08 Batch: WG1568753-2 WG1568753-3 | | | | | | | | | |
| Delta-BHC | 84 | | 61 | | 30-150 | **32** | Q | 30 | A |
| Lindane | 101 | | 79 | | 30-150 | 24 | | 30 | A |
| Alpha-BHC | 90 | | 67 | | 30-150 | 29 | | 30 | A |
| Beta-BHC | 119 | | 95 | | 30-150 | 22 | | 30 | A |
| Heptachlor | 132 | | 97 | | 30-150 | **31** | Q | 30 | A |
| Aldrin | 109 | | 77 | | 30-150 | **34** | Q | 30 | A |
| Heptachlor epoxide | 88 | | 66 | | 30-150 | 29 | | 30 | A |
| Endrin | 114 | | 84 | | 30-150 | 30 | | 30 | A |
| Endrin aldehyde | 68 | | 44 | | 30-150 | **43** | Q | 30 | A |
| Endrin ketone | 89 | | 86 | | 30-150 | 3 | | 30 | A |
| Dieldrin | 112 | | 82 | | 30-150 | **31** | Q | 30 | A |
| 4,4'-DDE | 101 | | 80 | | 30-150 | 23 | | 30 | A |
| 4,4'-DDD | 111 | | 81 | | 30-150 | **31** | Q | 30 | A |
| 4,4'-DDT | 107 | | 74 | | 30-150 | **36** | Q | 30 | A |
| Endosulfan I | 105 | | 80 | | 30-150 | 27 | | 30 | A |
| Endosulfan II | 119 | | 90 | | 30-150 | 28 | | 30 | A |
| Endosulfan sulfate | 79 | | 75 | | 30-150 | 5 | | 30 | A |
| Methoxychlor | 106 | | 84 | | 30-150 | 23 | | 30 | A |
| cis-Chlordane | 98 | | 76 | | 30-150 | 25 | | 30 | A |
| trans-Chlordane | 135 | | 134 | | 30-150 | 1 | | 30 | A |

# Lab Control Sample Analysis

## Batch Quality Control

**Project Name:** 140 W MAIN ST

**Project Number:** 12166

**Lab Number:** L2160899

**Report Date:** 11/29/21

| Parameter | LCS %Recovery | Qual | LCSD %Recovery | Qual | %Recovery Limits | RPD | Qual | RPD Limits |
|---|---|---|---|---|---|---|---|---|
| Organochlorine Pesticides by GC - Westborough Lab Associated sample(s): 04-08 Batch: WG1568753-2 WG1568753-3 | | | | | | | | |

| Surrogate | LCS %Recovery | Qual | LCSD %Recovery | Qual | Acceptance Criteria | Column |
|---|---|---|---|---|---|---|
| 2,4,5,6-Tetrachloro-m-xylene | 102 | | 77 | | 30-150 | A |
| Decachlorobiphenyl | 118 | | 87 | | 30-150 | A |
| 2,4,5,6-Tetrachloro-m-xylene | 93 | | 67 | | 30-150 | B |
| Decachlorobiphenyl | 93 | | 67 | | 30-150 | B |

# Lab Control Sample Analysis
## Batch Quality Control

**Project Name:** 140 W MAIN ST
**Project Number:** 12166

**Lab Number:** L2160899
**Report Date:** 11/29/21

| Parameter | LCS %Recovery | Qual | LCSD %Recovery | Qual | %Recovery Limits | RPD | Qual | RPD Limits | Column |
|---|---|---|---|---|---|---|---|---|---|
| Organochlorine Pesticides by GC - Westborough Lab Associated sample(s): 02 Batch: WG1569315-2 WG1569315-3 | | | | | | | | | |
| Delta-BHC | 41 | | 48 | | 30-150 | 17 | | 20 | A |
| Lindane | 67 | | 80 | | 30-150 | 17 | | 20 | A |
| Alpha-BHC | 61 | | 73 | | 30-150 | 18 | | 20 | A |
| Beta-BHC | 72 | | 84 | | 30-150 | 16 | | 20 | A |
| Heptachlor | 75 | | 88 | | 30-150 | 16 | | 20 | A |
| Aldrin | 74 | | 90 | | 30-150 | 20 | | 20 | A |
| Heptachlor epoxide | 73 | | 88 | | 30-150 | 19 | | 20 | A |
| Endrin | 76 | | 91 | | 30-150 | 18 | | 20 | A |
| Endrin aldehyde | 69 | | 79 | | 30-150 | 13 | | 20 | A |
| Endrin ketone | 87 | | 97 | | 30-150 | 11 | | 20 | A |
| Dieldrin | 80 | | 96 | | 30-150 | 18 | | 20 | A |
| 4,4'-DDE | 80 | | 97 | | 30-150 | 19 | | 20 | A |
| 4,4'-DDD | 82 | | 98 | | 30-150 | 17 | | 20 | A |
| 4,4'-DDT | 81 | | 96 | | 30-150 | 17 | | 20 | A |
| Endosulfan I | 74 | | 90 | | 30-150 | 20 | | 20 | A |
| Endosulfan II | 80 | | 93 | | 30-150 | 15 | | 20 | A |
| Endosulfan sulfate | 69 | | 82 | | 30-150 | 18 | | 20 | A |
| Methoxychlor | 87 | | 101 | | 30-150 | 14 | | 20 | A |
| cis-Chlordane | 69 | | 84 | | 30-150 | 20 | | 20 | A |
| trans-Chlordane | 69 | | 83 | | 30-150 | 18 | | 20 | A |

# Lab Control Sample Analysis

## Batch Quality Control

**Project Name:** 140 W MAIN ST

**Project Number:** 12166

**Lab Number:** L2160899

**Report Date:** 11/29/21

| Parameter | LCS %Recovery | Qual | LCSD %Recovery | Qual | %Recovery Limits | RPD | Qual | RPD Limits |
|---|---|---|---|---|---|---|---|---|
| Organochlorine Pesticides by GC - Westborough Lab Associated sample(s): 02 Batch: WG1569315-2 WG1569315-3 | | | | | | | | |

| Surrogate | LCS %Recovery | Qual | LCSD %Recovery | Qual | Acceptance Criteria | Column |
|---|---|---|---|---|---|---|
| 2,4,5,6-Tetrachloro-m-xylene | 65 | | 78 | | 30-150 | A |
| Decachlorobiphenyl | 67 | | 80 | | 30-150 | A |
| 2,4,5,6-Tetrachloro-m-xylene | 65 | | 77 | | 30-150 | B |
| Decachlorobiphenyl | 65 | | 78 | | 30-150 | B |

# METALS

**Project Name:** 140 W MAIN ST
**Project Number:** 12166
**Lab Number:** L2160899
**Report Date:** 11/29/21

## SAMPLE RESULTS

Lab ID: L2160899-02
Client ID: TW-2
Sample Location: PORT CHESTER, NY
Sample Depth:
Matrix: Water

Date Collected: 11/04/21 10:45
Date Received: 11/04/21
Field Prep: Not Specified

| Parameter | Result | Qualifier | Units | RL | MDL | Dilution Factor | Date Prepared | Date Analyzed | Prep Method | Analytical Method | Analyst |
|---|---|---|---|---|---|---|---|---|---|---|---|
| **Total Metals - Mansfield Lab** | | | | | | | | | | | |
| Aluminum, Total | 270. | | mg/l | 0.0100 | 0.00327 | 1 | 11/15/21 10:09 | 11/15/21 20:25 | EPA 3005A | 1,6020B | PS |
| Antimony, Total | ND | | mg/l | 0.00400 | 0.00042 | 1 | 11/15/21 10:09 | 11/15/21 20:25 | EPA 3005A | 1,6020B | PS |
| Arsenic, Total | 0.00898 | | mg/l | 0.00050 | 0.00016 | 1 | 11/15/21 10:09 | 11/15/21 20:25 | EPA 3005A | 1,6020B | PS |
| Barium, Total | 2.899 | | mg/l | 0.00050 | 0.00017 | 1 | 11/15/21 10:09 | 11/15/21 20:25 | EPA 3005A | 1,6020B | PS |
| Beryllium, Total | 0.01375 | | mg/l | 0.00050 | 0.00010 | 1 | 11/15/21 10:09 | 11/16/21 11:17 | EPA 3005A | 1,6020B | PS |
| Cadmium, Total | 0.00314 | | mg/l | 0.00020 | 0.00005 | 1 | 11/15/21 10:09 | 11/15/21 20:25 | EPA 3005A | 1,6020B | PS |
| Calcium, Total | 186. | | mg/l | 0.100 | 0.0394 | 1 | 11/15/21 10:09 | 11/15/21 20:25 | EPA 3005A | 1,6020B | PS |
| Chromium, Total | 0.1169 | | mg/l | 0.00100 | 0.00017 | 1 | 11/15/21 10:09 | 11/15/21 20:25 | EPA 3005A | 1,6020B | PS |
| Cobalt, Total | 0.3140 | | mg/l | 0.00050 | 0.00016 | 1 | 11/15/21 10:09 | 11/15/21 20:25 | EPA 3005A | 1,6020B | PS |
| Copper, Total | 0.2182 | | mg/l | 0.00100 | 0.00038 | 1 | 11/15/21 10:09 | 11/15/21 20:25 | EPA 3005A | 1,6020B | PS |
| Iron, Total | 11.3 | | mg/l | 0.0500 | 0.0191 | 1 | 11/15/21 10:09 | 11/15/21 20:25 | EPA 3005A | 1,6020B | PS |
| Lead, Total | 0.08504 | | mg/l | 0.00100 | 0.00034 | 1 | 11/15/21 10:09 | 11/15/21 20:25 | EPA 3005A | 1,6020B | PS |
| Magnesium, Total | 25.9 | | mg/l | 0.0700 | 0.0242 | 1 | 11/15/21 10:09 | 11/15/21 20:25 | EPA 3005A | 1,6020B | PS |
| Manganese, Total | 13.84 | | mg/l | 0.01000 | 0.00440 | 10 | 11/15/21 10:09 | 11/16/21 11:22 | EPA 3005A | 1,6020B | PS |
| Mercury, Total | ND | | mg/l | 0.00020 | 0.00009 | 1 | 11/15/21 11:33 | 11/15/21 15:06 | EPA 7470A | 1,7470A | AC |
| Nickel, Total | 0.08762 | | mg/l | 0.00200 | 0.00055 | 1 | 11/15/21 10:09 | 11/15/21 20:25 | EPA 3005A | 1,6020B | PS |
| Potassium, Total | 20.2 | | mg/l | 0.100 | 0.0309 | 1 | 11/15/21 10:09 | 11/15/21 20:25 | EPA 3005A | 1,6020B | PS |
| Selenium, Total | 0.0239 | | mg/l | 0.00500 | 0.00173 | 1 | 11/15/21 10:09 | 11/15/21 20:25 | EPA 3005A | 1,6020B | PS |
| Silver, Total | 0.00038 | J | mg/l | 0.00040 | 0.00016 | 1 | 11/15/21 10:09 | 11/15/21 20:25 | EPA 3005A | 1,6020B | PS |
| Sodium, Total | 316. | | mg/l | 0.100 | 0.0293 | 1 | 11/15/21 10:09 | 11/15/21 20:25 | EPA 3005A | 1,6020B | PS |
| Thallium, Total | 0.00088 | J | mg/l | 0.00100 | 0.00014 | 1 | 11/15/21 10:09 | 11/15/21 20:25 | EPA 3005A | 1,6020B | PS |
| Vanadium, Total | 0.02937 | | mg/l | 0.00500 | 0.00157 | 1 | 11/15/21 10:09 | 11/15/21 20:25 | EPA 3005A | 1,6020B | PS |
| Zinc, Total | 0.1658 | | mg/l | 0.01000 | 0.00341 | 1 | 11/15/21 10:09 | 11/15/21 20:25 | EPA 3005A | 1,6020B | PS |

**Project Name:** 140 W MAIN ST
**Project Number:** 12166
**Lab Number:** L2160899
**Report Date:** 11/29/21

## SAMPLE RESULTS

Lab ID: L2160899-04
Client ID: SB-6 (2.5-3')
Sample Location: PORT CHESTER, NY
Date Collected: 11/04/21 13:00
Date Received: 11/04/21
Field Prep: Not Specified

Sample Depth:
Matrix: Soil
Percent Solids: 87%

| Parameter | Result | Qualifier | Units | RL | MDL | Dilution Factor | Date Prepared | Date Analyzed | Prep Method | Analytical Method | Analyst |
|---|---|---|---|---|---|---|---|---|---|---|---|
| **Total Metals - Mansfield Lab** | | | | | | | | | | | |
| Aluminum, Total | 7510 | | mg/kg | 8.68 | 2.34 | 2 | 11/15/21 17:54 | 11/18/21 17:00 | EPA 3050B | 1,6010D | DL |
| Antimony, Total | 0.547 | J | mg/kg | 4.34 | 0.330 | 2 | 11/15/21 17:54 | 11/18/21 17:00 | EPA 3050B | 1,6010D | DL |
| Arsenic, Total | 3.94 | | mg/kg | 0.868 | 0.180 | 2 | 11/15/21 17:54 | 11/18/21 17:00 | EPA 3050B | 1,6010D | DL |
| Barium, Total | 786 | | mg/kg | 0.868 | 0.151 | 2 | 11/15/21 17:54 | 11/18/21 17:00 | EPA 3050B | 1,6010D | DL |
| Beryllium, Total | 0.243 | J | mg/kg | 0.434 | 0.029 | 2 | 11/15/21 17:54 | 11/18/21 17:00 | EPA 3050B | 1,6010D | DL |
| Cadmium, Total | 2.26 | | mg/kg | 0.868 | 0.085 | 2 | 11/15/21 17:54 | 11/18/21 17:00 | EPA 3050B | 1,6010D | DL |
| Calcium, Total | 18100 | | mg/kg | 8.68 | 3.04 | 2 | 11/15/21 17:54 | 11/18/21 17:00 | EPA 3050B | 1,6010D | DL |
| Chromium, Total | 44.5 | | mg/kg | 0.868 | 0.083 | 2 | 11/15/21 17:54 | 11/18/21 17:00 | EPA 3050B | 1,6010D | DL |
| Cobalt, Total | 6.80 | | mg/kg | 1.74 | 0.144 | 2 | 11/15/21 17:54 | 11/18/21 17:00 | EPA 3050B | 1,6010D | DL |
| Copper, Total | 26.9 | | mg/kg | 0.868 | 0.224 | 2 | 11/15/21 17:54 | 11/18/21 17:00 | EPA 3050B | 1,6010D | DL |
| Iron, Total | 13000 | | mg/kg | 4.34 | 0.784 | 2 | 11/15/21 17:54 | 11/18/21 17:00 | EPA 3050B | 1,6010D | DL |
| Lead, Total | 1070 | | mg/kg | 4.34 | 0.233 | 2 | 11/15/21 17:54 | 11/18/21 17:00 | EPA 3050B | 1,6010D | DL |
| Magnesium, Total | 4490 | | mg/kg | 8.68 | 1.34 | 2 | 11/15/21 17:54 | 11/18/21 17:00 | EPA 3050B | 1,6010D | DL |
| Manganese, Total | 194 | | mg/kg | 0.868 | 0.138 | 2 | 11/15/21 17:54 | 11/18/21 17:00 | EPA 3050B | 1,6010D | DL |
| Mercury, Total | 0.202 | | mg/kg | 0.074 | 0.049 | 1 | 11/15/21 18:06 | 11/16/21 09:27 | EPA 7471B | 1,7471B | AC |
| Nickel, Total | 12.4 | | mg/kg | 2.17 | 0.210 | 2 | 11/15/21 17:54 | 11/18/21 17:00 | EPA 3050B | 1,6010D | DL |
| Potassium, Total | 2110 | | mg/kg | 217 | 12.5 | 2 | 11/15/21 17:54 | 11/18/21 17:00 | EPA 3050B | 1,6010D | DL |
| Selenium, Total | 1.10 | J | mg/kg | 1.74 | 0.224 | 2 | 11/15/21 17:54 | 11/18/21 17:00 | EPA 3050B | 1,6010D | DL |
| Silver, Total | ND | | mg/kg | 0.868 | 0.246 | 2 | 11/15/21 17:54 | 11/18/21 17:00 | EPA 3050B | 1,6010D | DL |
| Sodium, Total | 164 | J | mg/kg | 174 | 2.73 | 2 | 11/15/21 17:54 | 11/18/21 17:00 | EPA 3050B | 1,6010D | DL |
| Thallium, Total | ND | | mg/kg | 1.74 | 0.273 | 2 | 11/15/21 17:54 | 11/18/21 17:00 | EPA 3050B | 1,6010D | DL |
| Vanadium, Total | 18.8 | | mg/kg | 0.868 | 0.176 | 2 | 11/15/21 17:54 | 11/18/21 17:00 | EPA 3050B | 1,6010D | DL |
| Zinc, Total | 1380 | | mg/kg | 4.34 | 0.254 | 2 | 11/15/21 17:54 | 11/18/21 17:00 | EPA 3050B | 1,6010D | DL |

**Project Name:** 140 W MAIN ST
**Project Number:** 12166
**Lab Number:** L2160899
**Report Date:** 11/29/21

## SAMPLE RESULTS

Lab ID: L2160899-05
Client ID: SB-7 (2.5-3')
Sample Location: PORT CHESTER, NY
Date Collected: 11/04/21 14:30
Date Received: 11/04/21
Field Prep: Not Specified

Sample Depth:
Matrix: Soil
Percent Solids: 79%

| Parameter | Result | Qualifier | Units | RL | MDL | Dilution Factor | Date Prepared | Date Analyzed | Prep Method | Analytical Method | Analyst |
|---|---|---|---|---|---|---|---|---|---|---|---|
| **Total Metals - Mansfield Lab** | | | | | | | | | | | |
| Aluminum, Total | 5230 | | mg/kg | 9.58 | 2.59 | 2 | 11/15/21 17:54 | 11/18/21 17:05 | EPA 3050B | 1,6010D | DL |
| Antimony, Total | ND | | mg/kg | 4.79 | 0.364 | 2 | 11/15/21 17:54 | 11/18/21 17:05 | EPA 3050B | 1,6010D | DL |
| Arsenic, Total | 0.882 | J | mg/kg | 0.958 | 0.199 | 2 | 11/15/21 17:54 | 11/18/21 17:05 | EPA 3050B | 1,6010D | DL |
| Barium, Total | 41.6 | | mg/kg | 0.958 | 0.167 | 2 | 11/15/21 17:54 | 11/18/21 17:05 | EPA 3050B | 1,6010D | DL |
| Beryllium, Total | 0.163 | J | mg/kg | 0.479 | 0.032 | 2 | 11/15/21 17:54 | 11/18/21 17:05 | EPA 3050B | 1,6010D | DL |
| Cadmium, Total | 0.268 | J | mg/kg | 0.958 | 0.094 | 2 | 11/15/21 17:54 | 11/18/21 17:05 | EPA 3050B | 1,6010D | DL |
| Calcium, Total | 1620 | | mg/kg | 9.58 | 3.35 | 2 | 11/15/21 17:54 | 11/18/21 17:05 | EPA 3050B | 1,6010D | DL |
| Chromium, Total | 10.9 | | mg/kg | 0.958 | 0.092 | 2 | 11/15/21 17:54 | 11/18/21 17:05 | EPA 3050B | 1,6010D | DL |
| Cobalt, Total | 5.37 | | mg/kg | 1.92 | 0.159 | 2 | 11/15/21 17:54 | 11/18/21 17:05 | EPA 3050B | 1,6010D | DL |
| Copper, Total | 12.8 | | mg/kg | 0.958 | 0.247 | 2 | 11/15/21 17:54 | 11/18/21 17:05 | EPA 3050B | 1,6010D | DL |
| Iron, Total | 8330 | | mg/kg | 4.79 | 0.865 | 2 | 11/15/21 17:54 | 11/18/21 17:05 | EPA 3050B | 1,6010D | DL |
| Lead, Total | 3.34 | J | mg/kg | 4.79 | 0.257 | 2 | 11/15/21 17:54 | 11/18/21 17:05 | EPA 3050B | 1,6010D | DL |
| Magnesium, Total | 1730 | | mg/kg | 9.58 | 1.48 | 2 | 11/15/21 17:54 | 11/18/21 17:05 | EPA 3050B | 1,6010D | DL |
| Manganese, Total | 257 | | mg/kg | 0.958 | 0.152 | 2 | 11/15/21 17:54 | 11/18/21 17:05 | EPA 3050B | 1,6010D | DL |
| Mercury, Total | ND | | mg/kg | 0.084 | 0.055 | 1 | 11/15/21 18:06 | 11/16/21 09:30 | EPA 7471B | 1,7471B | AC |
| Nickel, Total | 12.6 | | mg/kg | 2.40 | 0.232 | 2 | 11/15/21 17:54 | 11/18/21 17:05 | EPA 3050B | 1,6010D | DL |
| Potassium, Total | 1160 | | mg/kg | 240 | 13.8 | 2 | 11/15/21 17:54 | 11/18/21 17:05 | EPA 3050B | 1,6010D | DL |
| Selenium, Total | ND | | mg/kg | 1.92 | 0.247 | 2 | 11/15/21 17:54 | 11/18/21 17:05 | EPA 3050B | 1,6010D | DL |
| Silver, Total | ND | | mg/kg | 0.958 | 0.271 | 2 | 11/15/21 17:54 | 11/18/21 17:05 | EPA 3050B | 1,6010D | DL |
| Sodium, Total | 103 | J | mg/kg | 192 | 3.02 | 2 | 11/15/21 17:54 | 11/18/21 17:05 | EPA 3050B | 1,6010D | DL |
| Thallium, Total | ND | | mg/kg | 1.92 | 0.302 | 2 | 11/15/21 17:54 | 11/18/21 17:05 | EPA 3050B | 1,6010D | DL |
| Vanadium, Total | 12.7 | | mg/kg | 0.958 | 0.194 | 2 | 11/15/21 17:54 | 11/18/21 17:05 | EPA 3050B | 1,6010D | DL |
| Zinc, Total | 15.5 | | mg/kg | 4.79 | 0.281 | 2 | 11/15/21 17:54 | 11/18/21 17:05 | EPA 3050B | 1,6010D | DL |

**Project Name:** 140 W MAIN ST
**Project Number:** 12166
**Lab Number:** L2160899
**Report Date:** 11/29/21

## SAMPLE RESULTS

Lab ID: L2160899-06
Client ID: SB-8 (2.5-3')
Sample Location: PORT CHESTER, NY
Date Collected: 11/04/21 14:40
Date Received: 11/04/21
Field Prep: Not Specified

Sample Depth:
Matrix: Soil
Percent Solids: 85%

| Parameter | Result | Qualifier | Units | RL | MDL | Dilution Factor | Date Prepared | Date Analyzed | Prep Method | Analytical Method | Analyst |
|---|---|---|---|---|---|---|---|---|---|---|---|
| **Total Metals - Mansfield Lab** | | | | | | | | | | | |
| Aluminum, Total | 2820 | | mg/kg | 8.89 | 2.40 | 2 | 11/15/21 17:54 | 11/18/21 17:09 | EPA 3050B | 1,6010D | DL |
| Antimony, Total | ND | | mg/kg | 4.45 | 0.338 | 2 | 11/15/21 17:54 | 11/18/21 17:09 | EPA 3050B | 1,6010D | DL |
| Arsenic, Total | 0.436 | J | mg/kg | 0.889 | 0.185 | 2 | 11/15/21 17:54 | 11/18/21 17:09 | EPA 3050B | 1,6010D | DL |
| Barium, Total | 17.5 | | mg/kg | 0.889 | 0.155 | 2 | 11/15/21 17:54 | 11/18/21 17:09 | EPA 3050B | 1,6010D | DL |
| Beryllium, Total | 0.080 | J | mg/kg | 0.445 | 0.029 | 2 | 11/15/21 17:54 | 11/18/21 17:09 | EPA 3050B | 1,6010D | DL |
| Cadmium, Total | 0.160 | J | mg/kg | 0.889 | 0.087 | 2 | 11/15/21 17:54 | 11/18/21 17:09 | EPA 3050B | 1,6010D | DL |
| Calcium, Total | 415 | | mg/kg | 8.89 | 3.11 | 2 | 11/15/21 17:54 | 11/18/21 17:09 | EPA 3050B | 1,6010D | DL |
| Chromium, Total | 5.26 | | mg/kg | 0.889 | 0.085 | 2 | 11/15/21 17:54 | 11/18/21 17:09 | EPA 3050B | 1,6010D | DL |
| Cobalt, Total | 2.45 | | mg/kg | 1.78 | 0.148 | 2 | 11/15/21 17:54 | 11/18/21 17:09 | EPA 3050B | 1,6010D | DL |
| Copper, Total | 9.24 | | mg/kg | 0.889 | 0.229 | 2 | 11/15/21 17:54 | 11/18/21 17:09 | EPA 3050B | 1,6010D | DL |
| Iron, Total | 4730 | | mg/kg | 4.45 | 0.803 | 2 | 11/15/21 17:54 | 11/18/21 17:09 | EPA 3050B | 1,6010D | DL |
| Lead, Total | 2.19 | J | mg/kg | 4.45 | 0.238 | 2 | 11/15/21 17:54 | 11/18/21 17:09 | EPA 3050B | 1,6010D | DL |
| Magnesium, Total | 1310 | | mg/kg | 8.89 | 1.37 | 2 | 11/15/21 17:54 | 11/18/21 17:09 | EPA 3050B | 1,6010D | DL |
| Manganese, Total | 41.8 | | mg/kg | 0.889 | 0.141 | 2 | 11/15/21 17:54 | 11/18/21 17:09 | EPA 3050B | 1,6010D | DL |
| Mercury, Total | ND | | mg/kg | 0.091 | 0.060 | 1 | 11/15/21 18:06 | 11/16/21 09:34 | EPA 7471B | 1,7471B | AC |
| Nickel, Total | 7.33 | | mg/kg | 2.22 | 0.215 | 2 | 11/15/21 17:54 | 11/18/21 17:09 | EPA 3050B | 1,6010D | DL |
| Potassium, Total | 826 | | mg/kg | 222 | 12.8 | 2 | 11/15/21 17:54 | 11/18/21 17:09 | EPA 3050B | 1,6010D | DL |
| Selenium, Total | ND | | mg/kg | 1.78 | 0.229 | 2 | 11/15/21 17:54 | 11/18/21 17:09 | EPA 3050B | 1,6010D | DL |
| Silver, Total | ND | | mg/kg | 0.889 | 0.252 | 2 | 11/15/21 17:54 | 11/18/21 17:09 | EPA 3050B | 1,6010D | DL |
| Sodium, Total | 47.5 | J | mg/kg | 178 | 2.80 | 2 | 11/15/21 17:54 | 11/18/21 17:09 | EPA 3050B | 1,6010D | DL |
| Thallium, Total | ND | | mg/kg | 1.78 | 0.280 | 2 | 11/15/21 17:54 | 11/18/21 17:09 | EPA 3050B | 1,6010D | DL |
| Vanadium, Total | 6.49 | | mg/kg | 0.889 | 0.180 | 2 | 11/15/21 17:54 | 11/18/21 17:09 | EPA 3050B | 1,6010D | DL |
| Zinc, Total | 15.4 | | mg/kg | 4.45 | 0.260 | 2 | 11/15/21 17:54 | 11/18/21 17:09 | EPA 3050B | 1,6010D | DL |

**Project Name:** 140 W MAIN ST
**Project Number:** 12166
**Lab Number:** L2160899
**Report Date:** 11/29/21

## SAMPLE RESULTS

Lab ID: L2160899-07
Client ID: SB-9 (3-3.5')
Sample Location: PORT CHESTER, NY
Date Collected: 11/04/21 15:00
Date Received: 11/04/21
Field Prep: Not Specified

Sample Depth:
Matrix: Soil
Percent Solids: 87%

| Parameter | Result | Qualifier | Units | RL | MDL | Dilution Factor | Date Prepared | Date Analyzed | Prep Method | Analytical Method | Analyst |
|---|---|---|---|---|---|---|---|---|---|---|---|
| **Total Metals - Mansfield Lab** | | | | | | | | | | | |
| Aluminum, Total | 7010 | | mg/kg | 8.76 | 2.36 | 2 | 11/15/21 17:54 | 11/18/21 17:13 | EPA 3050B | 1,6010D | DL |
| Antimony, Total | ND | | mg/kg | 4.38 | 0.333 | 2 | 11/15/21 17:54 | 11/18/21 17:13 | EPA 3050B | 1,6010D | DL |
| Arsenic, Total | 0.876 | | mg/kg | 0.876 | 0.182 | 2 | 11/15/21 17:54 | 11/18/21 17:13 | EPA 3050B | 1,6010D | DL |
| Barium, Total | 39.6 | | mg/kg | 0.876 | 0.152 | 2 | 11/15/21 17:54 | 11/18/21 17:13 | EPA 3050B | 1,6010D | DL |
| Beryllium, Total | 0.228 | J | mg/kg | 0.438 | 0.029 | 2 | 11/15/21 17:54 | 11/18/21 17:13 | EPA 3050B | 1,6010D | DL |
| Cadmium, Total | 0.342 | J | mg/kg | 0.876 | 0.086 | 2 | 11/15/21 17:54 | 11/18/21 17:13 | EPA 3050B | 1,6010D | DL |
| Calcium, Total | 876 | | mg/kg | 8.76 | 3.07 | 2 | 11/15/21 17:54 | 11/18/21 17:13 | EPA 3050B | 1,6010D | DL |
| Chromium, Total | 14.8 | | mg/kg | 0.876 | 0.084 | 2 | 11/15/21 17:54 | 11/18/21 17:13 | EPA 3050B | 1,6010D | DL |
| Cobalt, Total | 7.82 | | mg/kg | 1.75 | 0.145 | 2 | 11/15/21 17:54 | 11/18/21 17:13 | EPA 3050B | 1,6010D | DL |
| Copper, Total | 12.4 | | mg/kg | 0.876 | 0.226 | 2 | 11/15/21 17:54 | 11/18/21 17:13 | EPA 3050B | 1,6010D | DL |
| Iron, Total | 10900 | | mg/kg | 4.38 | 0.791 | 2 | 11/15/21 17:54 | 11/18/21 17:13 | EPA 3050B | 1,6010D | DL |
| Lead, Total | 4.87 | | mg/kg | 4.38 | 0.235 | 2 | 11/15/21 17:54 | 11/18/21 17:13 | EPA 3050B | 1,6010D | DL |
| Magnesium, Total | 3670 | | mg/kg | 8.76 | 1.35 | 2 | 11/15/21 17:54 | 11/18/21 17:13 | EPA 3050B | 1,6010D | DL |
| Manganese, Total | 146 | | mg/kg | 0.876 | 0.139 | 2 | 11/15/21 17:54 | 11/18/21 17:13 | EPA 3050B | 1,6010D | DL |
| Mercury, Total | ND | | mg/kg | 0.085 | 0.055 | 1 | 11/15/21 18:06 | 11/16/21 09:37 | EPA 7471B | 1,7471B | AC |
| Nickel, Total | 13.8 | | mg/kg | 2.19 | 0.212 | 2 | 11/15/21 17:54 | 11/18/21 17:13 | EPA 3050B | 1,6010D | DL |
| Potassium, Total | 2010 | | mg/kg | 219 | 12.6 | 2 | 11/15/21 17:54 | 11/18/21 17:13 | EPA 3050B | 1,6010D | DL |
| Selenium, Total | 0.272 | J | mg/kg | 1.75 | 0.226 | 2 | 11/15/21 17:54 | 11/18/21 17:13 | EPA 3050B | 1,6010D | DL |
| Silver, Total | ND | | mg/kg | 0.876 | 0.248 | 2 | 11/15/21 17:54 | 11/18/21 17:13 | EPA 3050B | 1,6010D | DL |
| Sodium, Total | 118 | J | mg/kg | 175 | 2.76 | 2 | 11/15/21 17:54 | 11/18/21 17:13 | EPA 3050B | 1,6010D | DL |
| Thallium, Total | ND | | mg/kg | 1.75 | 0.276 | 2 | 11/15/21 17:54 | 11/18/21 17:13 | EPA 3050B | 1,6010D | DL |
| Vanadium, Total | 21.1 | | mg/kg | 0.876 | 0.178 | 2 | 11/15/21 17:54 | 11/18/21 17:13 | EPA 3050B | 1,6010D | DL |
| Zinc, Total | 32.8 | | mg/kg | 4.38 | 0.257 | 2 | 11/15/21 17:54 | 11/18/21 17:13 | EPA 3050B | 1,6010D | DL |

**Project Name:** 140 W MAIN ST
**Project Number:** 12166
**Lab Number:** L2160899
**Report Date:** 11/29/21

## SAMPLE RESULTS

Lab ID: L2160899-08
Client ID: SB-10 (5.5-6')
Sample Location: PORT CHESTER, NY
Date Collected: 11/04/21 16:20
Date Received: 11/04/21
Field Prep: Not Specified

Sample Depth:
Matrix: Soil
Percent Solids: 96%

| Parameter | Result | Qualifier | Units | RL | MDL | Dilution Factor | Date Prepared | Date Analyzed | Prep Method | Analytical Method | Analyst |
|---|---|---|---|---|---|---|---|---|---|---|---|
| **Total Metals - Mansfield Lab** | | | | | | | | | | | |
| Aluminum, Total | 7460 | | mg/kg | 7.90 | 2.13 | 2 | 11/15/21 17:54 | 11/18/21 17:18 | EPA 3050B | 1,6010D | DL |
| Antimony, Total | ND | | mg/kg | 3.95 | 0.300 | 2 | 11/15/21 17:54 | 11/18/21 17:18 | EPA 3050B | 1,6010D | DL |
| Arsenic, Total | 3.78 | | mg/kg | 0.790 | 0.164 | 2 | 11/15/21 17:54 | 11/18/21 17:18 | EPA 3050B | 1,6010D | DL |
| Barium, Total | 49.6 | | mg/kg | 0.790 | 0.138 | 2 | 11/15/21 17:54 | 11/18/21 17:18 | EPA 3050B | 1,6010D | DL |
| Beryllium, Total | 0.269 | J | mg/kg | 0.395 | 0.026 | 2 | 11/15/21 17:54 | 11/18/21 17:18 | EPA 3050B | 1,6010D | DL |
| Cadmium, Total | 0.545 | J | mg/kg | 0.790 | 0.077 | 2 | 11/15/21 17:54 | 11/18/21 17:18 | EPA 3050B | 1,6010D | DL |
| Calcium, Total | 666 | | mg/kg | 7.90 | 2.76 | 2 | 11/15/21 17:54 | 11/18/21 17:18 | EPA 3050B | 1,6010D | DL |
| Chromium, Total | 16.1 | | mg/kg | 0.790 | 0.076 | 2 | 11/15/21 17:54 | 11/18/21 17:18 | EPA 3050B | 1,6010D | DL |
| Cobalt, Total | 9.60 | | mg/kg | 1.58 | 0.131 | 2 | 11/15/21 17:54 | 11/18/21 17:18 | EPA 3050B | 1,6010D | DL |
| Copper, Total | 19.2 | | mg/kg | 0.790 | 0.204 | 2 | 11/15/21 17:54 | 11/18/21 17:18 | EPA 3050B | 1,6010D | DL |
| Iron, Total | 14000 | | mg/kg | 3.95 | 0.714 | 2 | 11/15/21 17:54 | 11/18/21 17:18 | EPA 3050B | 1,6010D | DL |
| Lead, Total | 9.21 | | mg/kg | 3.95 | 0.212 | 2 | 11/15/21 17:54 | 11/18/21 17:18 | EPA 3050B | 1,6010D | DL |
| Magnesium, Total | 3410 | | mg/kg | 7.90 | 1.22 | 2 | 11/15/21 17:54 | 11/18/21 17:18 | EPA 3050B | 1,6010D | DL |
| Manganese, Total | 334 | | mg/kg | 0.790 | 0.126 | 2 | 11/15/21 17:54 | 11/18/21 17:18 | EPA 3050B | 1,6010D | DL |
| Mercury, Total | ND | | mg/kg | 0.067 | 0.044 | 1 | 11/15/21 18:06 | 11/16/21 09:40 | EPA 7471B | 1,7471B | AC |
| Nickel, Total | 19.4 | | mg/kg | 1.98 | 0.191 | 2 | 11/15/21 17:54 | 11/18/21 17:18 | EPA 3050B | 1,6010D | DL |
| Potassium, Total | 2030 | | mg/kg | 198 | 11.4 | 2 | 11/15/21 17:54 | 11/18/21 17:18 | EPA 3050B | 1,6010D | DL |
| Selenium, Total | ND | | mg/kg | 1.58 | 0.204 | 2 | 11/15/21 17:54 | 11/18/21 17:18 | EPA 3050B | 1,6010D | DL |
| Silver, Total | ND | | mg/kg | 0.790 | 0.224 | 2 | 11/15/21 17:54 | 11/18/21 17:18 | EPA 3050B | 1,6010D | DL |
| Sodium, Total | 118 | J | mg/kg | 158 | 2.49 | 2 | 11/15/21 17:54 | 11/18/21 17:18 | EPA 3050B | 1,6010D | DL |
| Thallium, Total | ND | | mg/kg | 1.58 | 0.249 | 2 | 11/15/21 17:54 | 11/18/21 17:18 | EPA 3050B | 1,6010D | DL |
| Vanadium, Total | 19.6 | | mg/kg | 0.790 | 0.160 | 2 | 11/15/21 17:54 | 11/18/21 17:18 | EPA 3050B | 1,6010D | DL |
| Zinc, Total | 27.2 | | mg/kg | 3.95 | 0.232 | 2 | 11/15/21 17:54 | 11/18/21 17:18 | EPA 3050B | 1,6010D | DL |

**Project Name:** 140 W MAIN ST **Lab Number:** L2160899

**Project Number:** 12166 **Report Date:** 11/29/21

# Method Blank Analysis
# Batch Quality Control

| Parameter | Result | Qualifier | Units | RL | MDL | Dilution Factor | Date Prepared | Date Analyzed | Analytical Method | Analyst |
|---|---|---|---|---|---|---|---|---|---|---|
| Total Metals - Mansfield Lab for sample(s): 04-08 Batch: WG1570127-1 | | | | | | | | | | |
| Aluminum, Total | ND | | mg/kg | 4.00 | 1.08 | 1 | 11/15/21 17:54 | 11/18/21 14:07 | 1,6010D | SV |
| Antimony, Total | ND | | mg/kg | 2.00 | 0.152 | 1 | 11/15/21 17:54 | 11/18/21 14:07 | 1,6010D | SV |
| Arsenic, Total | 0.136 | J | mg/kg | 0.400 | 0.083 | 1 | 11/15/21 17:54 | 11/18/21 14:07 | 1,6010D | SV |
| Barium, Total | ND | | mg/kg | 0.400 | 0.070 | 1 | 11/15/21 17:54 | 11/18/21 14:07 | 1,6010D | SV |
| Beryllium, Total | ND | | mg/kg | 0.200 | 0.013 | 1 | 11/15/21 17:54 | 11/18/21 14:07 | 1,6010D | SV |
| Cadmium, Total | ND | | mg/kg | 0.400 | 0.039 | 1 | 11/15/21 17:54 | 11/18/21 14:07 | 1,6010D | SV |
| Calcium, Total | ND | | mg/kg | 4.00 | 1.40 | 1 | 11/15/21 17:54 | 11/18/21 14:07 | 1,6010D | SV |
| Chromium, Total | 0.076 | J | mg/kg | 0.400 | 0.038 | 1 | 11/15/21 17:54 | 11/18/21 14:07 | 1,6010D | SV |
| Cobalt, Total | ND | | mg/kg | 0.800 | 0.066 | 1 | 11/15/21 17:54 | 11/18/21 14:07 | 1,6010D | SV |
| Copper, Total | ND | | mg/kg | 0.400 | 0.103 | 1 | 11/15/21 17:54 | 11/18/21 14:07 | 1,6010D | SV |
| Iron, Total | 0.984 | J | mg/kg | 2.00 | 0.361 | 1 | 11/15/21 17:54 | 11/18/21 14:07 | 1,6010D | SV |
| Lead, Total | ND | | mg/kg | 2.00 | 0.107 | 1 | 11/15/21 17:54 | 11/18/21 14:07 | 1,6010D | SV |
| Magnesium, Total | ND | | mg/kg | 4.00 | 0.616 | 1 | 11/15/21 17:54 | 11/18/21 14:07 | 1,6010D | SV |
| Manganese, Total | 0.064 | J | mg/kg | 0.400 | 0.064 | 1 | 11/15/21 17:54 | 11/18/21 14:07 | 1,6010D | SV |
| Nickel, Total | 0.192 | J | mg/kg | 1.00 | 0.097 | 1 | 11/15/21 17:54 | 11/18/21 14:07 | 1,6010D | SV |
| Potassium, Total | ND | | mg/kg | 100 | 5.76 | 1 | 11/15/21 17:54 | 11/18/21 15:46 | 1,6010D | SV |
| Selenium, Total | ND | | mg/kg | 0.800 | 0.103 | 1 | 11/15/21 17:54 | 11/18/21 14:07 | 1,6010D | SV |
| Silver, Total | ND | | mg/kg | 0.400 | 0.113 | 1 | 11/15/21 17:54 | 11/18/21 14:07 | 1,6010D | SV |
| Sodium, Total | 29.1 | J | mg/kg | 80.0 | 1.26 | 1 | 11/15/21 17:54 | 11/18/21 14:07 | 1,6010D | SV |
| Thallium, Total | ND | | mg/kg | 0.800 | 0.126 | 1 | 11/15/21 17:54 | 11/18/21 14:07 | 1,6010D | SV |
| Vanadium, Total | ND | | mg/kg | 0.400 | 0.081 | 1 | 11/15/21 17:54 | 11/18/21 14:07 | 1,6010D | SV |
| Zinc, Total | ND | | mg/kg | 2.00 | 0.117 | 1 | 11/15/21 17:54 | 11/18/21 14:07 | 1,6010D | SV |

**Prep Information**

Digestion Method: EPA 3050B

| Parameter | Result | Qualifier | Units | RL | MDL | Dilution Factor | Date Prepared | Date Analyzed | Analytical Method | Analyst |
|---|---|---|---|---|---|---|---|---|---|---|
| Total Metals - Mansfield Lab for sample(s): 04-08 Batch: WG1570129-1 | | | | | | | | | | |
| Mercury, Total | 0.069 | J | mg/kg | 0.083 | 0.054 | 1 | 11/15/21 17:06 | 11/16/21 08:14 | 1,7471B | AC |

**Project Name:** 140 W MAIN ST **Lab Number:** L2160899

**Project Number:** 12166 **Report Date:** 11/29/21

# Method Blank Analysis
# Batch Quality Control

**Prep Information**

Digestion Method: EPA 7471B

| Parameter | Result | Qualifier | Units | RL | MDL | Dilution Factor | Date Prepared | Date Analyzed | Analytical Method | Analyst |
|---|---|---|---|---|---|---|---|---|---|---|
| Total Metals - Mansfield Lab for sample(s): 02 Batch: WG1570208-1 | | | | | | | | | | |
| Aluminum, Total | ND | | mg/l | 0.0100 | 0.00327 | 1 | 11/15/21 10:09 | 11/15/21 16:48 | 1,6020B | PS |
| Antimony, Total | ND | | mg/l | 0.00400 | 0.00042 | 1 | 11/15/21 10:09 | 11/15/21 16:48 | 1,6020B | PS |
| Arsenic, Total | ND | | mg/l | 0.00050 | 0.00016 | 1 | 11/15/21 10:09 | 11/15/21 16:48 | 1,6020B | PS |
| Barium, Total | ND | | mg/l | 0.00050 | 0.00017 | 1 | 11/15/21 10:09 | 11/15/21 16:48 | 1,6020B | PS |
| Beryllium, Total | ND | | mg/l | 0.00050 | 0.00010 | 1 | 11/15/21 10:09 | 11/15/21 16:48 | 1,6020B | PS |
| Cadmium, Total | ND | | mg/l | 0.00020 | 0.00005 | 1 | 11/15/21 10:09 | 11/15/21 16:48 | 1,6020B | PS |
| Calcium, Total | ND | | mg/l | 0.100 | 0.0394 | 1 | 11/15/21 10:09 | 11/15/21 16:48 | 1,6020B | PS |
| Chromium, Total | ND | | mg/l | 0.00100 | 0.00017 | 1 | 11/15/21 10:09 | 11/15/21 16:48 | 1,6020B | PS |
| Cobalt, Total | ND | | mg/l | 0.00050 | 0.00016 | 1 | 11/15/21 10:09 | 11/15/21 16:48 | 1,6020B | PS |
| Copper, Total | ND | | mg/l | 0.00100 | 0.00038 | 1 | 11/15/21 10:09 | 11/15/21 16:48 | 1,6020B | PS |
| Iron, Total | ND | | mg/l | 0.0500 | 0.0191 | 1 | 11/15/21 10:09 | 11/15/21 16:48 | 1,6020B | PS |
| Lead, Total | ND | | mg/l | 0.00100 | 0.00034 | 1 | 11/15/21 10:09 | 11/15/21 16:48 | 1,6020B | PS |
| Magnesium, Total | ND | | mg/l | 0.0700 | 0.0242 | 1 | 11/15/21 10:09 | 11/15/21 16:48 | 1,6020B | PS |
| Manganese, Total | ND | | mg/l | 0.00100 | 0.00044 | 1 | 11/15/21 10:09 | 11/15/21 16:48 | 1,6020B | PS |
| Nickel, Total | ND | | mg/l | 0.00200 | 0.00055 | 1 | 11/15/21 10:09 | 11/15/21 16:48 | 1,6020B | PS |
| Potassium, Total | ND | | mg/l | 0.100 | 0.0309 | 1 | 11/15/21 10:09 | 11/15/21 16:48 | 1,6020B | PS |
| Selenium, Total | ND | | mg/l | 0.00500 | 0.00173 | 1 | 11/15/21 10:09 | 11/15/21 16:48 | 1,6020B | PS |
| Silver, Total | ND | | mg/l | 0.00040 | 0.00016 | 1 | 11/15/21 10:09 | 11/15/21 16:48 | 1,6020B | PS |
| Sodium, Total | ND | | mg/l | 0.100 | 0.0293 | 1 | 11/15/21 10:09 | 11/15/21 16:48 | 1,6020B | PS |
| Thallium, Total | ND | | mg/l | 0.00100 | 0.00014 | 1 | 11/15/21 10:09 | 11/15/21 16:48 | 1,6020B | PS |
| Vanadium, Total | ND | | mg/l | 0.00500 | 0.00157 | 1 | 11/15/21 10:09 | 11/15/21 16:48 | 1,6020B | PS |
| Zinc, Total | ND | | mg/l | 0.01000 | 0.00341 | 1 | 11/15/21 10:09 | 11/15/21 16:48 | 1,6020B | PS |

**Prep Information**

Digestion Method: EPA 3005A

**Project Name:** 140 W MAIN ST
**Project Number:** 12166
**Lab Number:** L2160899
**Report Date:** 11/29/21

# Method Blank Analysis
# Batch Quality Control

| Parameter | Result | Qualifier | Units | RL | MDL | Dilution Factor | Date Prepared | Date Analyzed | Analytical Method | Analyst |
|---|---|---|---|---|---|---|---|---|---|---|
| Total Metals - Mansfield Lab for sample(s): 02 Batch: WG1570210-1 | | | | | | | | | | |
| Mercury, Total | ND | | mg/l | 0.00020 | 0.00009 | 1 | 11/15/21 11:33 | 11/15/21 14:03 | 1,7470A | AC |

**Prep Information**

Digestion Method: EPA 7470A

# Lab Control Sample Analysis
## Batch Quality Control

**Project Name:** 140 W MAIN ST
**Project Number:** 12166

**Lab Number:** L2160899
**Report Date:** 11/29/21

| Parameter | LCS %Recovery | Qual | LCSD %Recovery | Qual | %Recovery Limits | RPD | Qual | RPD Limits |
|---|---|---|---|---|---|---|---|---|
| Total Metals - Mansfield Lab Associated sample(s): 04-08 Batch: WG1570127-2 SRM Lot Number: D109-540 | | | | | | | | |
| Aluminum, Total | 71 | | - | | 50-150 | - | | |
| Antimony, Total | 152 | | - | | 19-250 | - | | |
| Arsenic, Total | 102 | | - | | 70-130 | - | | |
| Barium, Total | 97 | | - | | 75-125 | - | | |
| Beryllium, Total | 104 | | - | | 75-125 | - | | |
| Cadmium, Total | 99 | | - | | 75-125 | - | | |
| Calcium, Total | 94 | | - | | 73-128 | - | | |
| Chromium, Total | 97 | | - | | 70-130 | - | | |
| Cobalt, Total | 101 | | - | | 75-125 | - | | |
| Copper, Total | 100 | | - | | 75-125 | - | | |
| Iron, Total | 93 | | - | | 35-165 | - | | |
| Lead, Total | 98 | | - | | 72-128 | - | | |
| Magnesium, Total | 90 | | - | | 62-138 | - | | |
| Manganese, Total | 94 | | - | | 74-126 | - | | |
| Nickel, Total | 99 | | - | | 70-130 | - | | |
| Potassium, Total | 86 | | - | | 59-141 | - | | |
| Selenium, Total | 103 | | - | | 68-132 | - | | |
| Silver, Total | 99 | | - | | 68-131 | - | | |
| Sodium, Total | 109 | | - | | 35-165 | - | | |
| Thallium, Total | 98 | | - | | 68-131 | - | | |
| Vanadium, Total | 97 | | - | | 59-141 | - | | |

# Lab Control Sample Analysis
## Batch Quality Control

**Project Name:** 140 W MAIN ST
**Project Number:** 12166

**Lab Number:** L2160899
**Report Date:** 11/29/21

| Parameter | LCS %Recovery | LCSD %Recovery | %Recovery Limits | RPD | RPD Limits |
|---|---|---|---|---|---|
| Total Metals - Mansfield Lab Associated sample(s): 04-08 Batch: WG1570127-2 SRM Lot Number: D109-540 | | | | | |
| Zinc, Total | 99 | - | 70-130 | - | |
| Total Metals - Mansfield Lab Associated sample(s): 04-08 Batch: WG1570129-2 SRM Lot Number: D109-540 | | | | | |
| Mercury, Total | 105 | - | 60-140 | - | |

# Lab Control Sample Analysis
## Batch Quality Control

**Project Name:** 140 W MAIN ST
**Project Number:** 12166

**Lab Number:** L2160899
**Report Date:** 11/29/21

| Parameter | LCS %Recovery | LCSD %Recovery | %Recovery Limits | RPD | RPD Limits |
|---|---|---|---|---|---|
| Total Metals - Mansfield Lab Associated sample(s): 02 Batch: WG1570208-2 | | | | | |
| Aluminum, Total | 93 | - | 80-120 | - | |
| Antimony, Total | 83 | - | 80-120 | - | |
| Arsenic, Total | 99 | - | 80-120 | - | |
| Barium, Total | 97 | - | 80-120 | - | |
| Beryllium, Total | 96 | - | 80-120 | - | |
| Cadmium, Total | 97 | - | 80-120 | - | |
| Calcium, Total | 93 | - | 80-120 | - | |
| Chromium, Total | 93 | - | 80-120 | - | |
| Cobalt, Total | 93 | - | 80-120 | - | |
| Copper, Total | 100 | - | 80-120 | - | |
| Iron, Total | 90 | - | 80-120 | - | |
| Lead, Total | 96 | - | 80-120 | - | |
| Magnesium, Total | 101 | - | 80-120 | - | |
| Manganese, Total | 97 | - | 80-120 | - | |
| Nickel, Total | 94 | - | 80-120 | - | |
| Potassium, Total | 97 | - | 80-120 | - | |
| Selenium, Total | 100 | - | 80-120 | - | |
| Silver, Total | 100 | - | 80-120 | - | |
| Sodium, Total | 98 | - | 80-120 | - | |
| Thallium, Total | 100 | - | 80-120 | - | |
| Vanadium, Total | 94 | - | 80-120 | - | |

# Lab Control Sample Analysis
## Batch Quality Control

**Project Name:** 140 W MAIN ST
**Project Number:** 12166

**Lab Number:** L2160899
**Report Date:** 11/29/21

| Parameter | LCS %Recovery | LCSD %Recovery | %Recovery Limits | RPD | RPD Limits |
|---|---|---|---|---|---|
| Total Metals - Mansfield Lab Associated sample(s): 02 Batch: WG1570208-2 | | | | | |
| Zinc, Total | 94 | - | 80-120 | - | |
| Total Metals - Mansfield Lab Associated sample(s): 02 Batch: WG1570210-2 | | | | | |
| Mercury, Total | 99 | - | 80-120 | - | |

# Matrix Spike Analysis
## Batch Quality Control

**Project Name:** 140 W MAIN ST
**Project Number:** 12166
**Lab Number:** L2160899
**Report Date:** 11/29/21

| Parameter | Native Sample | MS Added | MS Found | MS %Recovery | Qual | MSD Found | MSD %Recovery | Qual | Recovery Limits | RPD | Qual | RPD Limits |
|---|---|---|---|---|---|---|---|---|---|---|---|---|
| Total Metals - Mansfield Lab Associated sample(s): 04-08 QC Batch ID: WG1570127-3 QC Sample: L2160616-21 Client ID: MS Sample | | | | | | | | | | | | |
| Aluminum, Total | 5630 | 538 | 6380 | **139** | Q | - | - | | 75-125 | - | | 20 |
| Antimony, Total | 0.536J | 134 | 139 | 103 | | - | - | | 75-125 | - | | 20 |
| Arsenic, Total | 14.6 | 32.3 | 53.3 | 120 | | - | - | | 75-125 | - | | 20 |
| Barium, Total | 32.1 | 538 | 611 | 108 | | - | - | | 75-125 | - | | 20 |
| Beryllium, Total | 0.335J | 13.4 | 15.5 | 115 | | - | - | | 75-125 | - | | 20 |
| Cadmium, Total | 0.764J | 14.3 | 16.1 | 113 | | - | - | | 75-125 | - | | 20 |
| Calcium, Total | 2220 | 2690 | 5360 | 117 | | - | - | | 75-125 | - | | 20 |
| Chromium, Total | 11.0 | 53.8 | 65.5 | 101 | | - | - | | 75-125 | - | | 20 |
| Cobalt, Total | 4.48 | 134 | 144 | 104 | | - | - | | 75-125 | - | | 20 |
| Copper, Total | 4570 | 67.3 | 5000 | **639** | Q | - | - | | 75-125 | - | | 20 |
| Iron, Total | 9670 | 269 | 10000 | 123 | | - | - | | 75-125 | - | | 20 |
| Lead, Total | 33.6 | 143 | 183 | 105 | | - | - | | 75-125 | - | | 20 |
| Magnesium, Total | 1800 | 2690 | 4670 | 107 | | - | - | | 75-125 | - | | 20 |
| Manganese, Total | 168 | 134 | 322 | 114 | | - | - | | 75-125 | - | | 20 |
| Nickel, Total | 12.4 | 134 | 147 | 100 | | - | - | | 75-125 | - | | 20 |
| Potassium, Total | 1310 | 2690 | 4650 | 124 | | - | - | | 75-125 | - | | 20 |
| Selenium, Total | 0.898J | 32.3 | 40.4 | 125 | | - | - | | 75-125 | - | | 20 |
| Silver, Total | ND | 80.7 | 81.2 | 100 | | - | - | | 75-125 | - | | 20 |
| Sodium, Total | 99.9J | 2690 | 3090 | 115 | | - | - | | 75-125 | - | | 20 |
| Thallium, Total | ND | 32.3 | 32.4 | 100 | | - | - | | 75-125 | - | | 20 |
| Vanadium, Total | 14.8 | 134 | 148 | 99 | | - | - | | 75-125 | - | | 20 |

# Matrix Spike Analysis
## Batch Quality Control

**Project Name:** 140 W MAIN ST
**Project Number:** 12166
**Lab Number:** L2160899
**Report Date:** 11/29/21

| Parameter | Native Sample | MS Added | MS Found | MS %Recovery | MSD Found | MSD %Recovery | Recovery Limits | RPD | RPD Limits |
|---|---|---|---|---|---|---|---|---|---|
| Total Metals - Mansfield Lab Associated sample(s): 04-08 QC Batch ID: WG1570127-3 QC Sample: L2160616-21 Client ID: MS Sample | | | | | | | | | |
| Zinc, Total | 70.3 | 134 | 222 | 113 | - | - | 75-125 | - | 20 |
| Total Metals - Mansfield Lab Associated sample(s): 04-08 QC Batch ID: WG1570129-3 QC Sample: L2160686-01 Client ID: MS Sample | | | | | | | | | |
| Mercury, Total | ND | 0.159 | 0.158 | 99 | - | - | 80-120 | - | 20 |

# Matrix Spike Analysis
## Batch Quality Control

**Project Name:** 140 W MAIN ST
**Project Number:** 12166
**Lab Number:** L2160899
**Report Date:** 11/29/21

| Parameter | Native Sample | MS Added | MS Found | MS %Recovery | MSD Found | MSD %Recovery | Recovery Limits | RPD | RPD Limits |
|---|---|---|---|---|---|---|---|---|---|
| Total Metals - Mansfield Lab Associated sample(s): 02 QC Batch ID: WG1570208-3 QC Sample: L2160005-03 Client ID: MS Sample | | | | | | | | | |
| Aluminum, Total | ND | 2 | 1.94 | 97 | - | - | 75-125 | - | 20 |
| Antimony, Total | ND | 0.5 | 0.3941 | 79 | - | - | 75-125 | - | 20 |
| Arsenic, Total | 0.00020J | 0.12 | 0.1226 | 102 | - | - | 75-125 | - | 20 |
| Barium, Total | 0.00043J | 2 | 1.956 | 98 | - | - | 75-125 | - | 20 |
| Beryllium, Total | ND | 0.05 | 0.04693 | 94 | - | - | 75-125 | - | 20 |
| Cadmium, Total | ND | 0.053 | 0.05285 | 100 | - | - | 75-125 | - | 20 |
| Calcium, Total | 0.0761J | 10 | 9.57 | 96 | - | - | 75-125 | - | 20 |
| Chromium, Total | ND | 0.2 | 0.1910 | 96 | - | - | 75-125 | - | 20 |
| Cobalt, Total | ND | 0.5 | 0.4734 | 95 | - | - | 75-125 | - | 20 |
| Copper, Total | 0.00050J | 0.25 | 0.2484 | 99 | - | - | 75-125 | - | 20 |
| Iron, Total | ND | 1 | 0.986 | 99 | - | - | 75-125 | - | 20 |
| Lead, Total | 0.00034J | 0.53 | 0.5197 | 98 | - | - | 75-125 | - | 20 |
| Magnesium, Total | ND | 10 | 10.6 | 106 | - | - | 75-125 | - | 20 |
| Manganese, Total | ND | 0.5 | 0.4880 | 98 | - | - | 75-125 | - | 20 |
| Nickel, Total | ND | 0.5 | 0.4721 | 94 | - | - | 75-125 | - | 20 |
| Potassium, Total | ND | 10 | 9.92 | 99 | - | - | 75-125 | - | 20 |
| Selenium, Total | ND | 0.12 | 0.117 | 98 | - | - | 75-125 | - | 20 |
| Silver, Total | ND | 0.05 | 0.05049 | 101 | - | - | 75-125 | - | 20 |
| Sodium, Total | 0.165 | 10 | 10.5 | 103 | - | - | 75-125 | - | 20 |
| Thallium, Total | ND | 0.12 | 0.1221 | 102 | - | - | 75-125 | - | 20 |
| Vanadium, Total | ND | 0.5 | 0.4705 | 94 | - | - | 75-125 | - | 20 |

# Matrix Spike Analysis
## Batch Quality Control

**Project Name:** 140 W MAIN ST
**Project Number:** 12166

**Lab Number:** L2160899
**Report Date:** 11/29/21

| Parameter | Native Sample | MS Added | MS Found | MS %Recovery | MSD Found | MSD %Recovery | Recovery Limits | RPD | RPD Limits |
|---|---|---|---|---|---|---|---|---|---|
| Total Metals - Mansfield Lab Associated sample(s): 02 QC Batch ID: WG1570208-3 QC Sample: L2160005-03 Client ID: MS Sample | | | | | | | | | |
| Zinc, Total | ND | 0.5 | 0.4762 | 95 | - | - | 75-125 | - | 20 |
| Total Metals - Mansfield Lab Associated sample(s): 02 QC Batch ID: WG1570210-3 QC Sample: L2160484-06 Client ID: MS Sample | | | | | | | | | |
| Mercury, Total | ND | 0.005 | 0.00449 | 90 | - | - | 75-125 | - | 20 |

# Lab Duplicate Analysis

***Batch Quality Control***

**Project Name:** 140 W MAIN ST

**Project Number:** 12166

***Lab Number:*** L2160899

***Report Date:*** 11/29/21

| Parameter | Native Sample | Duplicate Sample | Units | RPD | Qual | RPD Limits |
|---|---|---|---|---|---|---|
| Total Metals - Mansfield Lab Associated sample(s): 04-08 QC Batch ID: WG1570127-4 QC Sample: L2160616-21 Client ID: DUP Sample | | | | | | |
| Copper, Total | 4570 | 4820 | mg/kg | 5 | | 20 |
| Total Metals - Mansfield Lab Associated sample(s): 04-08 QC Batch ID: WG1570129-4 QC Sample: L2160686-01 Client ID: DUP Sample | | | | | | |
| Mercury, Total | ND | ND | mg/kg | NC | | 20 |

# Lab Duplicate Analysis

***Batch Quality Control***

**Project Name:** 140 W MAIN ST

**Project Number:** 12166

***Lab Number:*** L2160899

***Report Date:*** 11/29/21

| Parameter | Native Sample | Duplicate Sample | Units | RPD | RPD Limits |
|---|---|---|---|---|---|
| Total Metals - Mansfield Lab Associated sample(s): 02 QC Batch ID: WG1570208-4 QC Sample: L2160005-03 Client ID: DUP Sample | | | | | |
| Aluminum, Total | ND | ND | mg/l | NC | 20 |
| Antimony, Total | ND | ND | mg/l | NC | 20 |
| Arsenic, Total | 0.00020J | 0.00021J | mg/l | NC | 20 |
| Barium, Total | 0.00043J | 0.00038J | mg/l | NC | 20 |
| Beryllium, Total | ND | ND | mg/l | NC | 20 |
| Cadmium, Total | ND | ND | mg/l | NC | 20 |
| Calcium, Total | 0.0761J | ND | mg/l | NC | 20 |
| Chromium, Total | ND | ND | mg/l | NC | 20 |
| Cobalt, Total | ND | ND | mg/l | NC | 20 |
| Copper, Total | 0.00050J | ND | mg/l | NC | 20 |
| Iron, Total | ND | ND | mg/l | NC | 20 |
| Lead, Total | 0.00034J | ND | mg/l | NC | 20 |
| Magnesium, Total | ND | ND | mg/l | NC | 20 |
| Manganese, Total | ND | ND | mg/l | NC | 20 |
| Nickel, Total | ND | ND | mg/l | NC | 20 |
| Potassium, Total | ND | ND | mg/l | NC | 20 |
| Selenium, Total | ND | ND | mg/l | NC | 20 |
| Silver, Total | ND | ND | mg/l | NC | 20 |
| Sodium, Total | 0.165 | 0.176 | mg/l | 6 | 20 |

# Lab Duplicate Analysis

***Batch Quality Control***

**Project Name:** 140 W MAIN ST

**Project Number:** 12166

***Lab Number:*** L2160899

***Report Date:*** 11/29/21

| Parameter | Native Sample | Duplicate Sample | Units | RPD | RPD Limits |
|---|---|---|---|---|---|
| Total Metals - Mansfield Lab Associated sample(s): 02 QC Batch ID: WG1570208-4 QC Sample: L2160005-03 Client ID: DUP Sample | | | | | |
| Thallium, Total | ND | ND | mg/l | NC | 20 |
| Vanadium, Total | ND | ND | mg/l | NC | 20 |
| Zinc, Total | ND | ND | mg/l | NC | 20 |
| Total Metals - Mansfield Lab Associated sample(s): 02 QC Batch ID: WG1570210-4 QC Sample: L2160484-06 Client ID: DUP Sample | | | | | |
| Mercury, Total | ND | ND | mg/l | NC | 20 |

**Project Name:** 140 W MAIN ST
**Project Number:** 12166

# Lab Serial Dilution Analysis
**Batch Quality Control**

**Lab Number:** L2160899
**Report Date:** 11/29/21

| Parameter | Native Sample | Serial Dilution | Units | % D | Qual | RPD Limits |
|---|---|---|---|---|---|---|
| Total Metals - Mansfield Lab Associated sample(s): 04-08 QC Batch ID: WG1570127-6 QC Sample: L2160616-21 Client ID: DUP Sample | | | | | | |
| Copper, Total | 4570 | 4850 | mg/kg | 6 | | 20 |

# INORGANICS
# &
# MISCELLANEOUS

**Project Name:** 140 W MAIN ST
**Project Number:** 12166
**Lab Number:** L2160899
**Report Date:** 11/29/21

## SAMPLE RESULTS

Lab ID: L2160899-01
Client ID: TW-2
Sample Location: PORT CHESTER, NY
Sample Depth:
Matrix: Water

Date Collected: 11/03/21 13:10
Date Received: 11/04/21
Field Prep: Not Specified

| Parameter | Result | Qualifier | Units | RL | MDL | Dilution Factor | Date Prepared | Date Analyzed | Analytical Method | Analyst |
|---|---|---|---|---|---|---|---|---|---|---|
| **General Chemistry - Westborough Lab** | | | | | | | | | | |
| Cyanide, Total | 0.003 | J | mg/l | 0.005 | 0.001 | 1 | 11/15/21 15:00 | 11/16/21 11:09 | 1,9010C/9012B | CS |

**Project Name:** 140 W MAIN ST
**Project Number:** 12166
**Lab Number:** L2160899
**Report Date:** 11/29/21

## SAMPLE RESULTS

Lab ID: L2160899-04
Client ID: SB-6 (2.5-3')
Sample Location: PORT CHESTER, NY
Sample Depth:
Matrix: Soil

Date Collected: 11/04/21 13:00
Date Received: 11/04/21
Field Prep: Not Specified

| Parameter | Result | Qualifier | Units | RL | MDL | Dilution Factor | Date Prepared | Date Analyzed | Analytical Method | Analyst |
|---|---|---|---|---|---|---|---|---|---|---|
| **General Chemistry - Westborough Lab** | | | | | | | | | | |
| Solids, Total | 86.8 | | % | 0.100 | NA | 1 | - | 11/05/21 22:04 | 121,2540G | TR |
| Cyanide, Total | ND | | mg/kg | 1.1 | 0.23 | 1 | 11/16/21 04:30 | 11/16/21 12:34 | 1,9010C/9012B | CS |

**Project Name:** 140 W MAIN ST
**Project Number:** 12166
**Lab Number:** L2160899
**Report Date:** 11/29/21

## SAMPLE RESULTS

Lab ID: L2160899-05
Client ID: SB-7 (2.5-3')
Sample Location: PORT CHESTER, NY
Sample Depth:
Matrix: Soil

Date Collected: 11/04/21 14:30
Date Received: 11/04/21
Field Prep: Not Specified

| Parameter | Result | Qualifier | Units | RL | MDL | Dilution Factor | Date Prepared | Date Analyzed | Analytical Method | Analyst |
|---|---|---|---|---|---|---|---|---|---|---|
| **General Chemistry - Westborough Lab** | | | | | | | | | | |
| Solids, Total | 78.7 | | % | 0.100 | NA | 1 | - | 11/05/21 22:04 | 121,2540G | TR |
| Cyanide, Total | ND | | mg/kg | 1.2 | 0.26 | 1 | 11/16/21 04:30 | 11/16/21 12:35 | 1,9010C/9012B | CS |

**Project Name:** 140 W MAIN ST
**Project Number:** 12166
**Lab Number:** L2160899
**Report Date:** 11/29/21

## SAMPLE RESULTS

Lab ID: L2160899-06
Client ID: SB-8 (2.5-3')
Sample Location: PORT CHESTER, NY
Sample Depth:
Matrix: Soil

Date Collected: 11/04/21 14:40
Date Received: 11/04/21
Field Prep: Not Specified

| Parameter | Result | Qualifier | Units | RL | MDL | Dilution Factor | Date Prepared | Date Analyzed | Analytical Method | Analyst |
|---|---|---|---|---|---|---|---|---|---|---|
| **General Chemistry - Westborough Lab** | | | | | | | | | | |
| Solids, Total | 85.0 | | % | 0.100 | NA | 1 | - | 11/05/21 22:04 | 121,2540G | TR |
| Cyanide, Total | ND | | mg/kg | 1.2 | 0.25 | 1 | 11/16/21 04:30 | 11/16/21 12:36 | 1,9010C/9012B | CS |

**Project Name:** 140 W MAIN ST
**Project Number:** 12166
**Lab Number:** L2160899
**Report Date:** 11/29/21

## SAMPLE RESULTS

Lab ID: L2160899-07
Client ID: SB-9 (3-3.5')
Sample Location: PORT CHESTER, NY
Sample Depth:
Matrix: Soil

Date Collected: 11/04/21 15:00
Date Received: 11/04/21
Field Prep: Not Specified

| Parameter | Result | Qualifier | Units | RL | MDL | Dilution Factor | Date Prepared | Date Analyzed | Analytical Method | Analyst |
|---|---|---|---|---|---|---|---|---|---|---|
| **General Chemistry - Westborough Lab** | | | | | | | | | | |
| Solids, Total | 86.6 | | % | 0.100 | NA | 1 | - | 11/05/21 22:04 | 121,2540G | TR |
| Cyanide, Total | ND | | mg/kg | 1.1 | 0.22 | 1 | 11/16/21 04:30 | 11/16/21 12:37 | 1,9010C/9012B | CS |

**Project Name:** 140 W MAIN ST
**Project Number:** 12166
**Lab Number:** L2160899
**Report Date:** 11/29/21

## SAMPLE RESULTS

Lab ID: L2160899-08
Client ID: SB-10 (5.5-6')
Sample Location: PORT CHESTER, NY

Date Collected: 11/04/21 16:20
Date Received: 11/04/21
Field Prep: Not Specified

Sample Depth:
Matrix: Soil

| Parameter | Result | Qualifier | Units | RL | MDL | Dilution Factor | Date Prepared | Date Analyzed | Analytical Method | Analyst |
|---|---|---|---|---|---|---|---|---|---|---|
| **General Chemistry - Westborough Lab** | | | | | | | | | | |
| Solids, Total | 96.3 | | % | 0.100 | NA | 1 | - | 11/05/21 22:04 | 121,2540G | TR |
| Cyanide, Total | ND | | mg/kg | 0.96 | 0.20 | 1 | 11/16/21 04:30 | 11/16/21 12:38 | 1,9010C/9012B | CS |

**Project Name:** 140 W MAIN ST **Lab Number:** L2160899

**Project Number:** 12166 **Report Date:** 11/29/21

# Method Blank Analysis
## Batch Quality Control

| Parameter | Result | Qualifier | Units | RL | MDL | Dilution Factor | Date Prepared | Date Analyzed | Analytical Method | Analyst |
|---|---|---|---|---|---|---|---|---|---|---|
| General Chemistry - Westborough Lab for sample(s): 01 Batch: WG1571506-1 | | | | | | | | | | |
| Cyanide, Total | ND | | mg/l | 0.005 | 0.001 | 1 | 11/15/21 15:00 | 11/16/21 11:24 | 1,9010C/9012B | CS |
| General Chemistry - Westborough Lab for sample(s): 04-08 Batch: WG1571785-1 | | | | | | | | | | |
| Cyanide, Total | ND | | mg/kg | 0.83 | 0.18 | 1 | 11/16/21 04:30 | 11/16/21 12:20 | 1,9010C/9012B | CS |

# Lab Control Sample Analysis
## Batch Quality Control

**Project Name:** 140 W MAIN ST
**Project Number:** 12166

**Lab Number:** L2160899
**Report Date:** 11/29/21

| Parameter | LCS %Recovery | Qual | LCSD %Recovery | Qual | %Recovery Limits | RPD | Qual | RPD Limits |
|---|---|---|---|---|---|---|---|---|
| General Chemistry - Westborough Lab Associated sample(s): 01 Batch: WG1571506-2 WG1571506-3 | | | | | | | | |
| Cyanide, Total | 100 | | 102 | | 85-115 | 2 | | 20 |
| General Chemistry - Westborough Lab Associated sample(s): 04-08 Batch: WG1571785-2 WG1571785-3 | | | | | | | | |
| Cyanide, Total | **46** | Q | 87 | | 80-120 | **51** | Q | 35 |

# Matrix Spike Analysis
## Batch Quality Control

**Project Name:** 140 W MAIN ST
**Project Number:** 12166
**Lab Number:** L2160899
**Report Date:** 11/29/21

| Parameter | Native Sample | MS Added | MS Found | MS %Recovery | Qual | MSD Found | MSD %Recovery | Qual | Recovery Limits | RPD | Qual | RPD Limits |
|---|---|---|---|---|---|---|---|---|---|---|---|---|
| General Chemistry - Westborough Lab Associated sample(s): 01 QC Batch ID: WG1571506-4 WG1571506-5 QC Sample: L2160704-02 Client ID: MS Sample | | | | | | | | | | | | |
| Cyanide, Total | 0.003J | 0.2 | 0.201 | 100 | | 0.203 | 102 | | 80-120 | 1 | | 20 |
| General Chemistry - Westborough Lab Associated sample(s): 04-08 QC Batch ID: WG1571785-4 WG1571785-5 QC Sample: L2160627-01 Client ID: MS Sample | | | | | | | | | | | | |
| Cyanide, Total | ND | 10 | 11 | 100 | | 11 | 100 | | 75-125 | 0 | | 35 |

# Lab Duplicate Analysis

***Batch Quality Control***

**Project Name:** 140 W MAIN ST

**Project Number:** 12166

***Lab Number:*** L2160899

***Report Date:*** 11/29/21

| Parameter | Native Sample | Duplicate Sample | Units | RPD | Qual | RPD Limits |
|---|---|---|---|---|---|---|
| General Chemistry - Westborough Lab Associated sample(s): 04-08 QC Batch ID: WG1567940-1 QC Sample: L2160849-01 Client ID: DUP Sample | | | | | | |
| Solids, Total | 88.7 | 88.0 | % | 1 | | 20 |

**Project Name:** 140 W MAIN ST
**Project Number:** 12166

**Lab Number:** L2160899
**Report Date:** 11/29/21

## Sample Receipt and Container Information

Were project specific reporting limits specified? YES

### Cooler Information

| Cooler | Custody Seal |
|---|---|
| A | Absent |

### Container Information

| Container ID | Container Type | Cooler | Initial pH | Final pH | Temp deg C | Pres | Seal | Frozen Date/Time | Analysis(*) |
|---|---|---|---|---|---|---|---|---|---|
| L2160899-01A | Vial HCl preserved | A | NA | | 3.8 | Y | Absent | | NYTCL-8260(14) |
| L2160899-01B | Vial HCl preserved | A | NA | | 3.8 | Y | Absent | | NYTCL-8260(14) |
| L2160899-01C | Vial HCl preserved | A | NA | | 3.8 | Y | Absent | | NYTCL-8260(14) |
| L2160899-01D | Amber 250ml NaOH preserved | A | 7 | >12 | 3.8 | N | Absent | | TCN-9010(14) |
| L2160899-01E | Amber 250ml unpreserved | A | 7 | 7 | 3.8 | Y | Absent | | NYTCL-8270-SIM-LVI(7),NYTCL-8270-LVI(7) |
| L2160899-01F | Amber 250ml unpreserved | A | 7 | 7 | 3.8 | Y | Absent | | A2-1,4-DIOXANE-SIM(7) |
| L2160899-01G | Amber 250ml unpreserved | A | 7 | 7 | 3.8 | Y | Absent | | A2-1,4-DIOXANE-SIM(7) |
| L2160899-01H | Plastic 250ml NaOH preserved | A | 9 | 3 | 3.8 | N | Absent | | ARCHIVE() |
| L2160899-02A | Plastic 250ml unpreserved | A | NA | | 3.8 | Y | Absent | | A2-NY-537-ISOTOPE(14) |
| L2160899-02B | Plastic 250ml unpreserved | A | NA | | 3.8 | Y | Absent | | A2-NY-537-ISOTOPE(14) |
| L2160899-02C | Plastic 250ml HNO3 preserved | A | <2 | <2 | 3.8 | Y | Absent | | FE-6020T(180),SE-6020T(180),BA-6020T(180),TL-6020T(180),CA-6020T(180),CR-6020T(180),NI-6020T(180),K-6020T(180),NA-6020T(180),ZN-6020T(180),CU-6020T(180),PB-6020T(180),BE-6020T(180),MN-6020T(180),SB-6020T(180),V-6020T(180),AS-6020T(180),AL-6020T(180),AG-6020T(180),HG-T(28),CD-6020T(180),MG-6020T(180),CO-6020T(180) |
| L2160899-02D | Amber 120ml unpreserved | A | 7 | 7 | 3.8 | Y | Absent | | NYTCL-8081(7) |
| L2160899-02E | Amber 120ml unpreserved | A | 7 | 7 | 3.8 | Y | Absent | | NYTCL-8081(7) |
| L2160899-02F | Amber 120ml unpreserved | A | 7 | 7 | 3.8 | Y | Absent | | NYTCL-8082-LVI(365) |
| L2160899-02G | Amber 120ml unpreserved | A | 7 | 7 | 3.8 | Y | Absent | | NYTCL-8082-LVI(365) |
| L2160899-03A | Vial HCl preserved | A | NA | | 3.8 | Y | Absent | | NYTCL-8260(14) |
| L2160899-03B | Vial HCl preserved | A | NA | | 3.8 | Y | Absent | | NYTCL-8260(14) |
| L2160899-04A | 5 gram Encore Sampler | A | NA | | 3.8 | Y | Absent | | NYTCL-8260HLW(14) |
| L2160899-04B | 5 gram Encore Sampler | A | NA | | 3.8 | Y | Absent | | NYTCL-8260HLW(14) |

*Values in parentheses indicate holding time in days

**Project Name:** 140 W MAIN ST
**Project Number:** 12166

**Lab Number:** L2160899
**Report Date:** 11/29/21

## Container Information

| Container ID | Container Type | Cooler | Initial pH | Final pH | Temp deg C | Pres | Seal | Frozen Date/Time | Analysis(*) |
|---|---|---|---|---|---|---|---|---|---|
| L2160899-04C | 5 gram Encore Sampler | A | NA | | 3.8 | Y | Absent | | NYTCL-8260HLW(14) |
| L2160899-04D | Plastic 2oz unpreserved for TS | A | NA | | 3.8 | Y | Absent | | TS(7) |
| L2160899-04E | Metals Only-Glass 60mL/2oz unpreserved | A | NA | | 3.8 | Y | Absent | | BE-TI(180),AS-TI(180),BA-TI(180),AG-TI(180),TL-TI(180),AL-TI(180),NI-TI(180),CR-TI(180),CU-TI(180),PB-TI(180),SE-TI(180),ZN-TI(180),SB-TI(180),V-TI(180),CO-TI(180),FE-TI(180),MN-TI(180),MG-TI(180),HG-T(28),K-TI(180),NA-TI(180),CD-TI(180),CA-TI(180) |
| L2160899-04F | Glass 250ml/8oz unpreserved | A | NA | | 3.8 | Y | Absent | | TCN-9010(14),NYTCL-8270(14),NYTCL-8081(14),NYTCL-8082(365) |
| L2160899-04X | Vial MeOH preserved split | A | NA | | 3.8 | Y | Absent | | NYTCL-8260HLW(14) |
| L2160899-04Y | Vial Water preserved split | A | NA | | 3.8 | Y | Absent | 05-NOV-21 14:34 | NYTCL-8260HLW(14) |
| L2160899-04Z | Vial Water preserved split | A | NA | | 3.8 | Y | Absent | 05-NOV-21 14:34 | NYTCL-8260HLW(14) |
| L2160899-05A | 5 gram Encore Sampler | A | NA | | 3.8 | Y | Absent | | NYTCL-8260HLW(14) |
| L2160899-05B | 5 gram Encore Sampler | A | NA | | 3.8 | Y | Absent | | NYTCL-8260HLW(14) |
| L2160899-05C | 5 gram Encore Sampler | A | NA | | 3.8 | Y | Absent | | NYTCL-8260HLW(14) |
| L2160899-05D | Plastic 2oz unpreserved for TS | A | NA | | 3.8 | Y | Absent | | TS(7) |
| L2160899-05E | Metals Only-Glass 60mL/2oz unpreserved | A | NA | | 3.8 | Y | Absent | | BE-TI(180),AS-TI(180),BA-TI(180),AG-TI(180),NI-TI(180),AL-TI(180),CR-TI(180),TL-TI(180),CU-TI(180),ZN-TI(180),PB-TI(180),SB-TI(180),SE-TI(180),CO-TI(180),V-TI(180),HG-T(28),MG-TI(180),MN-TI(180),FE-TI(180),CD-TI(180),CA-TI(180),NA-TI(180),K-TI(180) |
| L2160899-05F | Glass 250ml/8oz unpreserved | A | NA | | 3.8 | Y | Absent | | NYTCL-8270(14),TCN-9010(14),NYTCL-8081(14),NYTCL-8082(365) |
| L2160899-05X | Vial MeOH preserved split | A | NA | | 3.8 | Y | Absent | | NYTCL-8260HLW(14) |
| L2160899-05Y | Vial Water preserved split | A | NA | | 3.8 | Y | Absent | 05-NOV-21 14:34 | NYTCL-8260HLW(14) |
| L2160899-05Z | Vial Water preserved split | A | NA | | 3.8 | Y | Absent | 05-NOV-21 14:34 | NYTCL-8260HLW(14) |
| L2160899-06A | 5 gram Encore Sampler | A | NA | | 3.8 | Y | Absent | | NYTCL-8260HLW(14) |
| L2160899-06B | 5 gram Encore Sampler | A | NA | | 3.8 | Y | Absent | | NYTCL-8260HLW(14) |
| L2160899-06C | 5 gram Encore Sampler | A | NA | | 3.8 | Y | Absent | | NYTCL-8260HLW(14) |
| L2160899-06D | Plastic 2oz unpreserved for TS | A | NA | | 3.8 | Y | Absent | | TS(7) |



*Values in parentheses indicate holding time in days

**Project Name:** 140 W MAIN ST
**Project Number:** 12166

**Lab Number:** L2160899
**Report Date:** 11/29/21

## Container Information

| Container ID | Container Type | Cooler | Initial pH | Final pH | Temp deg C | Pres | Seal | Frozen Date/Time | Analysis(*) |
|---|---|---|---|---|---|---|---|---|---|
| L2160899-06E | Metals Only-Glass 60mL/2oz unpreserved | A | NA | | 3.8 | Y | Absent | | BE-TI(180),AS-TI(180),BA-TI(180),AG-TI(180),CR-TI(180),TL-TI(180),AL-TI(180),NI-TI(180),CU-TI(180),SB-TI(180),PB-TI(180),ZN-TI(180),SE-TI(180),CO-TI(180),V-TI(180),FE-TI(180),HG-T(28),MG-TI(180),MN-TI(180),CD-TI(180),CA-TI(180),NA-TI(180),K-TI(180) |
| L2160899-06F | Glass 250ml/8oz unpreserved | A | NA | | 3.8 | Y | Absent | | NYTCL-8270(14),TCN-9010(14),NYTCL-8081(14),NYTCL-8082(365) |
| L2160899-06X | Vial MeOH preserved split | A | NA | | 3.8 | Y | Absent | | NYTCL-8260HLW(14) |
| L2160899-06Y | Vial Water preserved split | A | NA | | 3.8 | Y | Absent | 05-NOV-21 14:35 | NYTCL-8260HLW(14) |
| L2160899-06Z | Vial Water preserved split | A | NA | | 3.8 | Y | Absent | 05-NOV-21 14:35 | NYTCL-8260HLW(14) |
| L2160899-07A | 5 gram Encore Sampler | A | NA | | 3.8 | Y | Absent | | NYTCL-8260HLW(14) |
| L2160899-07B | 5 gram Encore Sampler | A | NA | | 3.8 | Y | Absent | | NYTCL-8260HLW(14) |
| L2160899-07C | 5 gram Encore Sampler | A | NA | | 3.8 | Y | Absent | | NYTCL-8260HLW(14) |
| L2160899-07D | Plastic 2oz unpreserved for TS | A | NA | | 3.8 | Y | Absent | | TS(7) |
| L2160899-07D1 | Plastic 2oz unpreserved for TS | A | NA | | 3.8 | Y | Absent | | TS(7) |
| L2160899-07E | Metals Only-Glass 60mL/2oz unpreserved | A | NA | | 3.8 | Y | Absent | | BE-TI(180),AS-TI(180),BA-TI(180),AG-TI(180),NI-TI(180),TL-TI(180),AL-TI(180),CR-TI(180),CU-TI(180),SB-TI(180),ZN-TI(180),PB-TI(180),SE-TI(180),V-TI(180),CO-TI(180),FE-TI(180),MG-TI(180),MN-TI(180),HG-T(28),CA-TI(180),CD-TI(180),K-TI(180),NA-TI(180) |
| L2160899-07F | Glass 60mL/2oz unpreserved | A | NA | | 3.8 | Y | Absent | | NYTCL-8270(14),TCN-9010(14),NYTCL-8081(14),NYTCL-8082(365) |
| L2160899-07G | Plastic 8oz unpreserved | A | NA | | 3.8 | Y | Absent | | A2-NY-537-ISOTOPE(14) |
| L2160899-07H | Glass 250ml/8oz unpreserved | A | NA | | 3.8 | Y | Absent | | NYTCL-8270(14),TCN-9010(14),NYTCL-8081(14),NYTCL-8082(365) |
| L2160899-07X | Vial MeOH preserved split | A | NA | | 3.8 | Y | Absent | | NYTCL-8260HLW(14) |
| L2160899-07Y | Vial Water preserved split | A | NA | | 3.8 | Y | Absent | 05-NOV-21 14:35 | NYTCL-8260HLW(14) |
| L2160899-07Z | Vial Water preserved split | A | NA | | 3.8 | Y | Absent | 05-NOV-21 14:35 | NYTCL-8260HLW(14) |
| L2160899-08A | 5 gram Encore Sampler | A | NA | | 3.8 | Y | Absent | | NYTCL-8260HLW(14) |
| L2160899-08B | 5 gram Encore Sampler | A | NA | | 3.8 | Y | Absent | | NYTCL-8260HLW(14) |
| L2160899-08C | 5 gram Encore Sampler | A | NA | | 3.8 | Y | Absent | | NYTCL-8260HLW(14) |
| L2160899-08D | Plastic 2oz unpreserved for TS | A | NA | | 3.8 | Y | Absent | | TS(7) |
| L2160899-08D1 | Plastic 2oz unpreserved for TS | A | NA | | 3.8 | Y | Absent | | TS(7) |



*Values in parentheses indicate holding time in days

**Project Name:** 140 W MAIN ST
**Project Number:** 12166

**Lab Number:** L2160899
**Report Date:** 11/29/21

## Container Information

| Container ID | Container Type | Cooler | Initial pH | Final pH | Temp deg C | Pres | Seal | Frozen Date/Time | Analysis(*) |
|---|---|---|---|---|---|---|---|---|---|
| L2160899-08E | Metals Only-Glass 60mL/2oz unpreserved | A | NA | | 3.8 | Y | Absent | | BE-TI(180),AS-TI(180),BA-TI(180),AG-TI(180),CR-TI(180),AL-TI(180),TL-TI(180),NI-TI(180),PB-TI(180),SE-TI(180),SB-TI(180),CU-TI(180),ZN-TI(180),CO-TI(180),V-TI(180),MG-TI(180),MN-TI(180),FE-TI(180),HG-T(28),CD-TI(180),K-TI(180),CA-TI(180),NA-TI(180) |
| L2160899-08F | Glass 60mL/2oz unpreserved | A | NA | | 3.8 | Y | Absent | | NYTCL-8270(14),TCN-9010(14),NYTCL-8081(14),NYTCL-8082(365) |
| L2160899-08G | Plastic 8oz unpreserved | A | NA | | 3.8 | Y | Absent | | A2-NY-537-ISOTOPE(14) |
| L2160899-08H | Glass 250ml/8oz unpreserved | A | NA | | 3.8 | Y | Absent | | NYTCL-8270(14),TCN-9010(14),NYTCL-8081(14),NYTCL-8082(365) |
| L2160899-08X | Vial MeOH preserved split | A | NA | | 3.8 | Y | Absent | | NYTCL-8260HLW(14) |
| L2160899-08Y | Vial Water preserved split | A | NA | | 3.8 | Y | Absent | 05-NOV-21 14:35 | NYTCL-8260HLW(14) |
| L2160899-08Z | Vial Water preserved split | A | NA | | 3.8 | Y | Absent | 05-NOV-21 14:35 | NYTCL-8260HLW(14) |
| L2160899-09A | Plastic 250ml unpreserved | A | NA | | 3.8 | Y | Absent | | HOLD-537(14) |
| L2160899-09B | Plastic 250ml unpreserved | A | NA | | 3.8 | Y | Absent | | HOLD-537(14) |



*Values in parentheses indicate holding time in days

**Project Name:** 140 W MAIN ST
**Project Number:** 12166

**Lab Number:** L2160899
**Report Date:** 11/29/21

## PFAS PARAMETER SUMMARY

| Parameter | Acronym | CAS Number |
|---|---|---|
| PERFLUOROALKYL CARBOXYLIC ACIDS (PFCAs) | | |
| Perfluorooctadecanoic Acid | PFODA | 16517-11-6 |
| Perfluorohexadecanoic Acid | PFHxDA | 67905-19-5 |
| Perfluorotetradecanoic Acid | PFTA | 376-06-7 |
| Perfluorotridecanoic Acid | PFTrDA | 72629-94-8 |
| Perfluorododecanoic Acid | PFDoA | 307-55-1 |
| Perfluoroundecanoic Acid | PFUnA | 2058-94-8 |
| Perfluorodecanoic Acid | PFDA | 335-76-2 |
| Perfluorononanoic Acid | PFNA | 375-95-1 |
| Perfluorooctanoic Acid | PFOA | 335-67-1 |
| Perfluoroheptanoic Acid | PFHpA | 375-85-9 |
| Perfluorohexanoic Acid | PFHxA | 307-24-4 |
| Perfluoropentanoic Acid | PFPeA | 2706-90-3 |
| Perfluorobutanoic Acid | PFBA | 375-22-4 |
| PERFLUOROALKYL SULFONIC ACIDS (PFSAs) | | |
| Perfluorododecanesulfonic Acid | PFDoDS | 79780-39-5 |
| Perfluorodecanesulfonic Acid | PFDS | 335-77-3 |
| Perfluorononanesulfonic Acid | PFNS | 68259-12-1 |
| Perfluorooctanesulfonic Acid | PFOS | 1763-23-1 |
| Perfluoroheptanesulfonic Acid | PFHpS | 375-92-8 |
| Perfluorohexanesulfonic Acid | PFHxS | 355-46-4 |
| Perfluoropentanesulfonic Acid | PFPeS | 2706-91-4 |
| Perfluorobutanesulfonic Acid | PFBS | 375-73-5 |
| FLUOROTELOMERS | | |
| 1H,1H,2H,2H-Perfluorododecanesulfonic Acid | 10:2FTS | 120226-60-0 |
| 1H,1H,2H,2H-Perfluorodecanesulfonic Acid | 8:2FTS | 39108-34-4 |
| 1H,1H,2H,2H-Perfluorooctanesulfonic Acid | 6:2FTS | 27619-97-2 |
| 1H,1H,2H,2H-Perfluorohexanesulfonic Acid | 4:2FTS | 757124-72-4 |
| PERFLUOROALKANE SULFONAMIDES (FASAs) | | |
| Perfluorooctanesulfonamide | FOSA | 754-91-6 |
| N-Ethyl Perfluorooctane Sulfonamide | NEtFOSA | 4151-50-2 |
| N-Methyl Perfluorooctane Sulfonamide | NMeFOSA | 31506-32-8 |
| PERFLUOROALKANE SULFONYL SUBSTANCES | | |
| N-Ethyl Perfluorooctanesulfonamido Ethanol | NEtFOSE | 1691-99-2 |
| N-Methyl Perfluorooctanesulfonamido Ethanol | NMeFOSE | 24448-09-7 |
| N-Ethyl Perfluorooctanesulfonamidoacetic Acid | NEtFOSAA | 2991-50-6 |
| N-Methyl Perfluorooctanesulfonamidoacetic Acid | NMeFOSAA | 2355-31-9 |
| PER- and POLYFLUOROALKYL ETHER CARBOXYLIC ACIDS | | |
| 2,3,3,3-Tetrafluoro-2-[1,1,2,2,3,3,3-Heptafluoropropoxy]-Propanoic Acid | HFPO-DA | 13252-13-6 |
| 4,8-Dioxa-3h-Perfluorononanoic Acid | ADONA | 919005-14-4 |
| CHLORO-PERFLUOROALKYL SULFONIC ACIDS | | |
| 11-Chloroeicosafluoro-3-Oxaundecane-1-Sulfonic Acid | 11Cl-PF3OUdS | 763051-92-9 |
| 9-Chlorohexadecafluoro-3-Oxanone-1-Sulfonic Acid | 9Cl-PF3ONS | 756426-58-1 |
| PERFLUOROETHER SULFONIC ACIDS (PFESAs) | | |
| Perfluoro(2-Ethoxyethane)Sulfonic Acid | PFEESA | 113507-82-7 |
| PERFLUOROETHER/POLYETHER CARBOXYLIC ACIDS (PFPCAs) | | |
| Perfluoro-3-Methoxypropanoic Acid | PFMPA | 377-73-1 |
| Perfluoro-4-Methoxybutanoic Acid | PFMBA | 863090-89-5 |
| Nonafluoro-3,6-Dioxaheptanoic Acid | NFDHA | 151772-58-6 |

| | | | |
|---|---|---|---|
| **Project Name:** | 140 W MAIN ST | **Lab Number:** | L2160899 |
| **Project Number:** | 12166 | **Report Date:** | 11/29/21 |

## GLOSSARY

***Acronyms***

| | |
|---|---|
| DL | - Detection Limit: This value represents the level to which target analyte concentrations are reported as estimated values, when those target analyte concentrations are quantified below the limit of quantitation (LOQ). The DL includes any adjustments from dilutions, concentrations or moisture content, where applicable. (DoD report formats only.) |
| EDL | - Estimated Detection Limit: This value represents the level to which target analyte concentrations are reported as estimated values, when those target analyte concentrations are quantified below the reporting limit (RL). The EDL includes any adjustments from dilutions, concentrations or moisture content, where applicable. The use of EDLs is specific to the analysis of PAHs using Solid-Phase Microextraction (SPME). |
| EMPC | - Estimated Maximum Possible Concentration: The concentration that results from the signal present at the retention time of an analyte when the ions meet all of the identification criteria except the ion abundance ratio criteria. An EMPC is a worst-case estimate of the concentration. |
| EPA | - Environmental Protection Agency. |
| LCS | - Laboratory Control Sample: A sample matrix, free from the analytes of interest, spiked with verified known amounts of analytes or a material containing known and verified amounts of analytes. |
| LCSD | - Laboratory Control Sample Duplicate: Refer to LCS. |
| LFB | - Laboratory Fortified Blank: A sample matrix, free from the analytes of interest, spiked with verified known amounts of analytes or a material containing known and verified amounts of analytes. |
| LOD | - Limit of Detection: This value represents the level to which a target analyte can reliably be detected for a specific analyte in a specific matrix by a specific method. The LOD includes any adjustments from dilutions, concentrations or moisture content, where applicable. (DoD report formats only.) |
| LOQ | - Limit of Quantitation: The value at which an instrument can accurately measure an analyte at a specific concentration. The LOQ includes any adjustments from dilutions, concentrations or moisture content, where applicable. (DoD report formats only.)<br><br>Limit of Quantitation: The value at which an instrument can accurately measure an analyte at a specific concentration. The LOQ includes any adjustments from dilutions, concentrations or moisture content, where applicable. (DoD report formats only.) |
| MDL | - Method Detection Limit: This value represents the level to which target analyte concentrations are reported as estimated values, when those target analyte concentrations are quantified below the reporting limit (RL). The MDL includes any adjustments from dilutions, concentrations or moisture content, where applicable. |
| MS | - Matrix Spike Sample: A sample prepared by adding a known mass of target analyte to a specified amount of matrix sample for which an independent estimate of target analyte concentration is available. For Method 332.0, the spike recovery is calculated using the native concentration, including estimated values. |
| MSD | - Matrix Spike Sample Duplicate: Refer to MS. |
| NA | - Not Applicable. |
| NC | - Not Calculated: Term is utilized when one or more of the results utilized in the calculation are non-detect at the parameter's reporting unit. |
| NDPA/DPA | - N-Nitrosodiphenylamine/Diphenylamine. |
| NI | - Not Ignitable. |
| NP | - Non-Plastic: Term is utilized for the analysis of Atterberg Limits in soil. |
| NR | - No Results: Term is utilized when 'No Target Compounds Requested' is reported for the analysis of Volatile or Semivolatile Organic TIC only requests. |
| RL | - Reporting Limit: The value at which an instrument can accurately measure an analyte at a specific concentration. The RL includes any adjustments from dilutions, concentrations or moisture content, where applicable. |
| RPD | - Relative Percent Difference: The results from matrix and/or matrix spike duplicates are primarily designed to assess the precision of analytical results in a given matrix and are expressed as relative percent difference (RPD). Values which are less than five times the reporting limit for any individual parameter are evaluated by utilizing the absolute difference between the values; although the RPD value will be provided in the report. |
| SRM | - Standard Reference Material: A reference sample of a known or certified value that is of the same or similar matrix as the associated field samples. |
| STLP | - Semi-dynamic Tank Leaching Procedure per EPA Method 1315. |
| TEF | - Toxic Equivalency Factors: The values assigned to each dioxin and furan to evaluate their toxicity relative to 2,3,7,8-TCDD. |
| TEQ | - Toxic Equivalent: The measure of a sample's toxicity derived by multiplying each dioxin and furan by its corresponding TEF and then summing the resulting values. |
| TIC | - Tentatively Identified Compound: A compound that has been identified to be present and is not part of the target compound list (TCL) for the method and/or program. All TICs are qualitatively identified and reported as estimated concentrations. |

*Report Format: DU Report with 'J' Qualifiers*

| | | | |
|---|---|---|---|
| **Project Name:** | 140 W MAIN ST | **Lab Number:** | L2160899 |
| **Project Number:** | 12166 | **Report Date:** | 11/29/21 |

***Footnotes***

1 - The reference for this analyte should be considered modified since this analyte is absent from the target analyte list of the original method.

***Terms***

Analytical Method: Both the document from which the method originates and the analytical reference method. (Example: EPA 8260B is shown as 1,8260B.) The codes for the reference method documents are provided in the References section of the Addendum.

Difference: With respect to Total Oxidizable Precursor (TOP) Assay analysis, the difference is defined as the Post-Treatment value minus the Pre-Treatment value.

Final pH: As it pertains to Sample Receipt & Container Information section of the report, Final pH reflects pH of container determined after adjustment at the laboratory, if applicable. If no adjustment required, value reflects Initial pH.

Frozen Date/Time: With respect to Volatile Organics in soil, Frozen Date/Time reflects the date/time at which associated Reagent Water-preserved vials were initially frozen. Note: If frozen date/time is beyond 48 hours from sample collection, value will be reflected in 'bold'.

Initial pH: As it pertains to Sample Receipt & Container Information section of the report, Initial pH reflects pH of container determined upon receipt, if applicable.

PAH Total: With respect to Alkylated PAH analyses, the 'PAHs, Total' result is defined as the summation of results for all or a subset of the following compounds: Naphthalene, C1-C4 Naphthalenes, 2-Methylnaphthalene, 1-Methylnaphthalene, Biphenyl, Acenaphthylene, Acenaphthene, Fluorene, C1-C3 Fluorenes, Phenanthrene, C1-C4 Phenanthrenes/Anthracenes, Anthracene, Fluoranthene, Pyrene, C1-C4 Fluoranthenes/Pyrenes, Benz(a)anthracene, Chrysene, C1-C4 Chrysenes, Benzo(b)fluoranthene, Benzo(j)+(k)fluoranthene, Benzo(e)pyrene, Benzo(a)pyrene, Perylene, Indeno(1,2,3-cd)pyrene, Dibenz(ah)+(ac)anthracene, Benzo(g,h,i)perylene. If a 'Total' result is requested, the results of its individual components will also be reported.

PFAS Total: With respect to PFAS analyses, the 'PFAS, Total (5)' result is defined as the summation of results for: PFHpA, PFHxS, PFOA, PFNA and PFOS. In addition, the 'PFAS, Total (6)' result is defined as the summation of results for: PFHpA, PFHxS, PFOA, PFNA, PFDA and PFOS. For MassDEP DW compliance analysis only, the 'PFAS, Total (6)' result is defined as the summation of results at or above the RL. Note: If a 'Total' result is requested, the results of its individual components will also be reported.

The target compound Chlordane (CAS No. 57-74-9) is reported for GC ECD analyses. Per EPA,this compound "refers to a mixture of chlordane isomers, other chlorinated hydrocarbons and numerous other components." (Reference: USEPA Toxicological Review of Chlordane, In Support of Summary Information on the Integrated Risk Information System (IRIS), December 1997.)

Total: With respect to Organic analyses, a 'Total' result is defined as the summation of results for individual isomers or Aroclors. If a 'Total' result is requested, the results of its individual components will also be reported. This is applicable to 'Total' results for methods 8260, 8081 and 8082.

***Data Qualifiers***

**A** - Spectra identified as "Aldol Condensates" are byproducts of the extraction/concentration procedures when acetone is introduced in the process.

**B** - The analyte was detected above the reporting limit in the associated method blank. Flag only applies to associated field samples that have detectable concentrations of the analyte at less than ten times (10x) the concentration found in the blank. For MCP-related projects, flag only applies to associated field samples that have detectable concentrations of the analyte at less than ten times (10x) the concentration found in the blank. For DOD-related projects, flag only applies to associated field samples that have detectable concentrations of the analyte at less than ten times (10x) the concentration found in the blank AND the analyte was detected above one-half the reporting limit (or above the reporting limit for common lab contaminants) in the associated method blank. For NJ-Air-related projects, flag only applies to associated field samples that have detectable concentrations of the analyte above the reporting limit. For NJ-related projects (excluding Air), flag only applies to associated field samples that have detectable concentrations of the analyte, which was detected above the reporting limit in the associated method blank or above five times the reporting limit for common lab contaminants (Phthalates, Acetone, Methylene Chloride, 2-Butanone).

**C** - Co-elution: The target analyte co-elutes with a known lab standard (i.e. surrogate, internal standards, etc.) for co-extracted analyses.

**D** - Concentration of analyte was quantified from diluted analysis. Flag only applies to field samples that have detectable concentrations of the analyte.

**E** - Concentration of analyte exceeds the range of the calibration curve and/or linear range of the instrument.

**F** - The ratio of quantifier ion response to qualifier ion response falls outside of the laboratory criteria. Results are considered to be an estimated maximum concentration.

**G** - The concentration may be biased high due to matrix interferences (i.e, co-elution) with non-target compound(s). The result should be considered estimated.

**H** - The analysis of pH was performed beyond the regulatory-required holding time of 15 minutes from the time of sample collection.

**I** - The lower value for the two columns has been reported due to obvious interference.

**J** - Estimated value. The Target analyte concentration is below the quantitation limit (RL), but above the Method Detection Limit (MDL) or Estimated Detection Limit (EDL) for SPME-related analyses. This represents an estimated concentration for Tentatively Identified Compounds (TICs).

**M** - Reporting Limit (RL) exceeds the MCP CAM Reporting Limit for this analyte.

**ND** - Not detected at the method detection limit (MDL) for the sample, or estimated detection limit (EDL) for SPME-related analyses.

*Report Format: DU Report with 'J' Qualifiers*

| | | | |
|---|---|---|---|
| **Project Name:** | 140 W MAIN ST | **Lab Number:** | L2160899 |
| **Project Number:** | 12166 | **Report Date:** | 11/29/21 |

***Data Qualifiers***

**NJ** - Presumptive evidence of compound. This represents an estimated concentration for Tentatively Identified Compounds (TICs), where the identification is based on a mass spectral library search.

**P** - The RPD between the results for the two columns exceeds the method-specified criteria.

**Q** - The quality control sample exceeds the associated acceptance criteria. For DOD-related projects, LCS and/or Continuing Calibration Standard exceedences are also qualified on all associated sample results. Note: This flag is not applicable for matrix spike recoveries when the sample concentration is greater than 4x the spike added or for batch duplicate RPD when the sample concentrations are less than 5x the RL. (Metals only.)

**R** - Analytical results are from sample re-analysis.

**RE** - Analytical results are from sample re-extraction.

**S** - Analytical results are from modified screening analysis.

**V** - The surrogate associated with this target analyte has a recovery outside the QC acceptance limits. (Applicable to MassDEP DW Compliance samples only.)

**Z** - The batch matrix spike and/or duplicate associated with this target analyte has a recovery/RPD outside the QC acceptance limits. (Applicable to MassDEP DW Compliance samples only.)

*Report Format: DU Report with 'J' Qualifiers*

| | | | |
|---|---|---|---|
| **Project Name:** | 140 W MAIN ST | **Lab Number:** | L2160899 |
| **Project Number:** | 12166 | **Report Date:** | 11/29/21 |

## REFERENCES


1 Test Methods for Evaluating Solid Waste: Physical/Chemical Methods. EPA SW-846. Third Edition. Updates I - VI, 2018.

121 Standard Methods for the Examination of Water and Wastewater. APHA-AWWA-WEF. Standard Methods Online.

134 Determination of Selected Perfluorinated Alkyl Acids in Drinking Water by Solid Phase Extraction and Liquid Chromatography/Tandem Mass Spectrometry (LC/MS/MS) using Isotope Dilution. Alpha SOP 23528.


## LIMITATION OF LIABILITIES

Alpha Analytical performs services with reasonable care and diligence normal to the analytical testing laboratory industry. In the event of an error, the sole and exclusive responsibility of Alpha Analytical shall be to re-perform the work at it's own expense. In no event shall Alpha Analytical be held liable for any incidental, consequential or special damages, including but not limited to, damages in any way connected with the use of, interpretation of, information or analysis provided by Alpha Analytical.

We strongly urge our clients to comply with EPA protocol regarding sample volume, preservation, cooling, containers, sampling procedures, holding time and splitting of samples in the field.

# Certification Information

**The following analytes are not included in our Primary NELAP Scope of Accreditation:**

**Westborough Facility**
**EPA 624/624.1:** m/p-xylene, o-xylene, Naphthalene
**EPA 625/625.1:** alpha-Terpineol
**EPA 8260C/8260D:** NPW: 1,2,4,5-Tetramethylbenzene; 4-Ethyltoluene, Azobenzene; SCM: Iodomethane (methyl iodide), 1,2,4,5-Tetramethylbenzene; 4-Ethyltoluene.
**EPA 8270D/8270E:** NPW: Dimethylnaphthalene,1,4-Diphenylhydrazine, alpha-Terpineol; SCM: Dimethylnaphthalene,1,4-Diphenylhydrazine.
**SM4500**: NPW: Amenable Cyanide; SCM: Total Phosphorus, TKN, NO2, NO3.

**Mansfield Facility**
**SM 2540D:** TSS
**EPA 8082A:** NPW: PCB: 1, 5, 31, 87,101, 110, 141, 151, 153, 180, 183, 187.
**EPA TO-15:** Halothane, 2,4,4-Trimethyl-2-pentene, 2,4,4-Trimethyl-1-pentene, Thiophene, 2-Methylthiophene, 3-Methylthiophene, 2-Ethylthiophene, 1,2,3-Trimethylbenzene, Indan, Indene, 1,2,4,5-Tetramethylbenzene, Benzothiophene, 1-Methylnaphthalene.
**Biological Tissue Matrix:** EPA 3050B

**The following analytes are included in our Massachusetts DEP Scope of Accreditation**

**Westborough Facility:**

***Drinking Water***
**EPA 300.0**: Chloride, Nitrate-N, Fluoride, Sulfate; **EPA 353.2**: Nitrate-N, Nitrite-N; **SM4500NO3-F**: Nitrate-N, Nitrite-N; **SM4500F-C, SM4500CN-CE, EPA 180.1, SM2130B, SM4500Cl-D, SM2320B, SM2540C, SM4500H-B, SM4500NO2-B**
**EPA 332**: Perchlorate; **EPA 524.2:** THMs and VOCs; **EPA 504.1:** EDB, DBCP.
**Microbiology**: **SM9215B; SM9223-P/A, SM9223B-Colilert-QT,SM9222D**.

***Non-Potable Water***
**SM4500H,B, EPA 120.1, SM2510B, SM2540C, SM2320B, SM4500CL-E, SM4500F-BC, SM4500NH3-BH:** Ammonia-N and Kjeldahl-N, **EPA 350.1**: Ammonia-N, **LACHAT 10-107-06-1-B**: Ammonia-N, **EPA 351.1, SM4500NO3-F, EPA 353.2**: Nitrate-N, **SM4500P-E, SM4500P-B, E, SM4500SO4-E, SM5220D, EPA 410.4, SM5210B, SM5310C, SM4500CL-D, EPA 1664, EPA 420.1, SM4500-CN-CE, SM2540D, EPA 300: Chloride, Sulfate, Nitrate.**
**EPA 624.1**: Volatile Halocarbons & Aromatics,
**EPA 608.3**: Chlordane, Toxaphene, Aldrin, alpha-BHC, beta-BHC, gamma-BHC, delta-BHC, Dieldrin, DDD, DDE, DDT, Endosulfan I, Endosulfan II, Endosulfan sulfate, Endrin, Endrin Aldehyde, Heptachlor, Heptachlor Epoxide, PCBs
**EPA 625.1**: SVOC (Acid/Base/Neutral Extractables), **EPA 600/4-81-045**: PCB-Oil.
**Microbiology**: **SM9223B-Colilert-QT; Enterolert-QT, SM9221E, EPA 1600, EPA 1603, SM9222D.**

**Mansfield Facility:**

***Drinking Water***
**EPA 200.7:** Al, Ba, Cd, Cr, Cu, Fe, Mn, Ni, Na, Ag, Ca, Zn. **EPA 200.8:** Al, Sb, As, Ba, Be, Cd, Cr, Cu, Pb, Mn, Ni, Se, Ag, TL, Zn. **EPA 245.1** Hg.
**EPA 522, EPA 537.1.**

***Non-Potable Water***
**EPA 200.7:** Al, Sb, As, Be, Cd, Ca, Cr, Co, Cu, Fe, Pb, Mg, Mn, Mo, Ni, K, Se, Ag, Na, Sr, TL, Ti, V, Zn.
**EPA 200.8:** Al, Sb, As, Be, Cd, Cr, Cu, Fe, Pb, Mn, Ni, K, Se, Ag, Na, TL, Zn.
**EPA 245.1** Hg.
**SM2340B**

For a complete listing of analytes and methods, please contact your Alpha Project Manager.

# NEW YORK CHAIN OF CUSTODY

ALPHA ANALYTICAL

Westborough, MA 01581
8 Walkup Dr.
TEL: 508-898-9220
FAX: 508-898-9193

Mansfield, MA 02048
320 Forbes Blvd
TEL: 508-822-9300
FAX: 508-822-3288

**Service Centers**
Mahwah, NJ 07430: 35 Whitney Rd, Suite 5
Albany, NY 12205: 14 Walker Way
Tonawanda, NY 14150: 275 Cooper Ave, Suite 105

Page ( of 1

Date Rec'd in Lab: 11/5/21

ALPHA Job #: L2160899

**Project Information**
Project Name: 140 N MAIN ST
Project Location: PORT CHESTER, NY
Project #: 12166
(Use Project name as Project #) ☐
Project Manager: PATRICIA PETRINO
ALPHAQuote #:

**Turn-Around Time**
Standard ☒ (SESI) Due Date:
Rush (only if pre approved) ☐ # of Days:

**Client Information**
Client: SESI
Address: 12A MAPLE AVE
PINE BROOK, NJ
Phone:
Fax:
Email: patricia.petrino@sesi.ac

**Deliverables**
☐ ASP-A ☐ ASP-B
☐ EQuIS (1 File) ☐ EQuIS (4 File)
☐ Other

**Billing Information**
☐ Same as Client Info
PO #

**Regulatory Requirement**
☒ NY TOGS ☒ NY Part 375
☒ AWQ Standards ☒ NY CP-51
☒ NY Restricted Use ☐ Other
☒ NY Unrestricted Use
☐ NYC Sewer Discharge

**Disposal Site Information**
Please identify below location of applicable disposal facilities.
Disposal Facility:
☐ NJ ☐ NY
☐ Other:

These samples have been previously analyzed by Alpha ☐

**Other project specific requirements/comments:**

**Please specify Metals or TAL.**

**Sample Filtration**
☐ Done
☐ Lab to do
**Preservation**
☐ Lab to do
*(Please Specify below)*

**ANALYSIS**

| ALPHA Lab ID (Lab Use Only) | Sample ID | Collection Date | Collection Time | Sample Matrix | Sampler's Initials | SVOC (8270) 1,4-Dioxane (SIM) | TCN VOC (8260) | TAL METALS PFAS | PCBs (8082) PESTICIDES (8081) | TAL/TCL+30 | 1-4 DIOXANE | PFAs | | Sample Specific Comments | Total Bottle |
|---|---|---|---|---|---|---|---|---|---|---|---|---|---|---|---|
| 60899-01 | TW-2 | 11/3/21 | 13:10 | GW | cm | X | X | | | | | | | | |
| -02 | TW-2 | 11/4/21 | 10:45 | GW | cm | | | X | X | | | | | | |
| -03 | TRIP BLANK | 11/4/21 | | | | | | | | | | | | | |
| -04 | SB-6 (2.5-3') | 11/4/21 | 13:00 | S | cm | | | | | X | | | | | |
| -05 | SB-7 (2.5-3') | 11/4/21 | 14:30 | S | cm | | | | | X | | | | | |
| -06 | SB-8 (2.5-3') | 11/4/21 | 14:40 | S | cm | | | | | X | | | | | |
| -07 | SB-9 (3-3.5') | 11/4/21 | 15:00 | S | cm | | | | | X | X | X | | | |
| -08 | SB-10 (5.5-6') | 11/4/21 | 16:20 | S | cm | | | | | X | X | X | | | |
| | ~~SB-11~~ | ~~11/4/21~~ | | ~~S~~ | ~~cm~~ | | | | | ~~X~~ | | | | | |
| | | | | | | | | | | | | | | | |
| Container Type | | | | | | | | | | | | | | | |
| Preservative | | | | | | | | | | | | | | | |

Preservative Code:
A = None
B = HCl
C = $HNO_3$
D = $H_2SO_4$
E = NaOH
F = MeOH
G = $NaHSO_4$
H = $Na_2S_2O_3$
K/E = Zn Ac/NaOH
O = Other

Container Code
P = Plastic
A = Amber Glass
V = Vial
G = Glass
B = Bacteria Cup
C = Cube
O = Other
E = Encore
D = BOD Bottle

Westboro: Certification No: MA935
Mansfield: Certification No: MA015

| Relinquished By: | Date/Time | Received By: | Date/Time |
|---|---|---|---|
| CHRIS MALICIM | 11/4/21 18:40 | (AAL) | 11-4-21 18:40 |
| (AAL) | 11-4-21 1930 | | 11/4/21 20:30 |
| | 11/5/21 | | 11/5/21 0215 |
| | 11/5/21 0255 | | 11/5/21 02:55 |

Please print clearly, legibly and completely. Samples can not be logged in and turnaround time clock will not start until any ambiguities are resolved. BY EXECUTING THIS COC, THE CLIENT HAS READ AND AGREES TO BE BOUND BY ALPHA'S TERMS & CONDITIONS. (See reverse side.)

Form No: 01-25 HC (rev. 30-Sept-2013)

# ANALYTICAL REPORT

| | |
|---|---|
| Lab Number: | L2160484 |
| Client: | Soils Engineering Services, Inc.<br>12A Maple Avenue<br>Pine Brook, NJ 07058 |
| ATTN: | Patricia Petrino |
| Phone: | (973) 808-9050 |
| Project Name: | 140 N MAIN ST |
| Project Number: | 12166 |
| Report Date: | 11/29/21 |



Certifications & Approvals: MA (M-MA086), NH NELAP (2064), CT (PH-0574), IL (200077), ME (MA00086), MD (348), NJ (MA935), NY (11148), NC (25700/666), PA (68-03671), RI (LAO00065), TX (T104704476), VT (VT-0935), VA (460195), USDA (Permit #P330-17-00196).

Eight Walkup Drive, Westborough, MA 01581-1019
508-898-9220 (Fax) 508-898-9193 800-624-9220 - www.alphalab.com

**Project Name:** 140 N MAIN ST
**Project Number:** 12166

**Lab Number:** L2160484
**Report Date:** 11/29/21

| Alpha Sample ID | Client ID | Matrix | Sample Location | Collection Date/Time | Receive Date |
|---|---|---|---|---|---|
| L2160484-01 | SB-1 (12-12.5') | SOIL | PORT CHESTER, NY | 11/03/21 10:20 | 11/03/21 |
| L2160484-02 | SB-2 (7.5-8') | SOIL | PORT CHESTER, NY | 11/03/21 11:10 | 11/03/21 |
| L2160484-03 | SB-3 (7.5-8') | SOIL | PORT CHESTER, NY | 11/03/21 11:40 | 11/03/21 |
| L2160484-04 | SB-4 (6.5-7') | SOIL | PORT CHESTER, NY | 11/03/21 12:50 | 11/03/21 |
| L2160484-05 | SB-5 (8.5-9') | SOIL | PORT CHESTER, NY | 11/03/21 13:20 | 11/03/21 |
| L2160484-06 | TW-1 | WATER | PORT CHESTER, NY | 11/03/21 12:20 | 11/03/21 |
| L2160484-07 | TW-3 | WATER | PORT CHESTER, NY | 11/03/21 14:00 | 11/03/21 |
| L2160484-08 | TRIP BLANK | WATER | PORT CHESTER, NY | 11/03/21 00:00 | 11/03/21 |

| | | | |
|---|---|---|---|
| **Project Name:** | 140 N MAIN ST | **Lab Number:** | L2160484 |
| **Project Number:** | 12166 | **Report Date:** | 11/29/21 |

## Case Narrative

The samples were received in accordance with the Chain of Custody and no significant deviations were encountered during the preparation or analysis unless otherwise noted. Sample Receipt, Container Information, and the Chain of Custody are located at the back of the report.

Results contained within this report relate only to the samples submitted under this Alpha Lab Number and meet NELAP requirements for all NELAP accredited parameters unless otherwise noted in the following narrative. The data presented in this report is organized by parameter (i.e. VOC, SVOC, etc.). Sample specific Quality Control data (i.e. Surrogate Spike Recovery) is reported at the end of the target analyte list for each individual sample, followed by the Laboratory Batch Quality Control at the end of each parameter. Tentatively Identified Compounds (TICs), if requested, are reported for compounds identified to be present and are not part of the method/program Target Compound List, even if only a subset of the TCL are being reported. If a sample was re-analyzed or re-extracted due to a required quality control corrective action and if both sets of data are reported, the Laboratory ID of the re-analysis or re-extraction is designated with an "R" or "RE", respectively.

When multiple Batch Quality Control elements are reported (e.g. more than one LCS), the associated samples for each element are noted in the grey shaded header line of each data table. Any Laboratory Batch, Sample Specific % recovery or RPD value that is outside the listed Acceptance Criteria is bolded in the report. In reference to questions H (CAM) or 4 (RCP) when "NO" is checked, the performance criteria for CAM and RCP methods allow for some quality control failures to occur and still be within method compliance. In these instances, the specific failure is not narrated but noted in the associated QC Outlier Summary Report, located directly after the Case Narrative. QC information is also incorporated in the Data Usability Assessment table (Format 11) of our Data Merger tool, where it can be reviewed in conjunction with the sample result, associated regulatory criteria and any associated data usability implications.

Soil/sediments, solids and tissues are reported on a dry weight basis unless otherwise noted. Definitions of all data qualifiers and acronyms used in this report are provided in the Glossary located at the back of the report.

HOLD POLICY - For samples submitted on hold, Alpha's policy is to hold samples (with the exception of Air canisters) free of charge for 21 calendar days from the date the project is completed. After 21 calendar days, we will dispose of all samples submitted including those put on hold unless you have contacted your Alpha Project Manager and made arrangements for Alpha to continue to hold the samples. Air canisters will be disposed after 3 business days from the date the project is completed.

Please contact Project Management at 800-624-9220 with any questions.

| | | | |
|---|---|---|---|
| **Project Name:** | 140 N MAIN ST | **Lab Number:** | L2160484 |
| **Project Number:** | 12166 | **Report Date:** | 11/29/21 |

**Case Narrative (continued)**

Report Submission

November 29, 2021: This final report includes the results of all requested analyses.

November 17, 2021: This is a preliminary report.

November 11, 2021: This is a preliminary report.

All non-detect (ND) or estimated concentrations (J-qualified) have been quantitated to the limit noted in the MDL column.

Sample Receipt

The project number and the analyses performed were specified by the client.

L2160484-08: A sample identified as "TRIP BLANK" was received, but not listed on the Chain of Custody. At the client's request, this sample was analyzed.

Volatile Organics

L2160484-06D: The sample has elevated detection limits due to the dilution required by the sample matrix (oily).

Semivolatile Organics by SIM

L2160484-06D: The sample has elevated detection limits due to the dilution required by the sample matrix. The container was not rinsed as prescribed by the method due to the presence of sediment.

1,4-Dioxane by 8270-SIM

L2160484-06D: The sample has an elevated detection limit due to the dilution required by the sample matrix.

Perfluorinated Alkyl Acids by Isotope Dilution

L2160484-01, -03 and -07: The MeOH fraction of the extraction is reported for Perfluorooctanesulfonamide (FOSA) due to better extraction efficiency of the M8FOSA Surrogate (Extracted Internal Standard).

**Project Name:** 140 N MAIN ST **Lab Number:** L2160484
**Project Number:** 12166 **Report Date:** 11/29/21

**Case Narrative (continued)**

L2160484-03, -06, -07 and WG1570646-2: Extracted Internal Standard recoveries were outside the acceptance criteria for individual analytes. Please refer to the surrogate section of the report for details.
L2160484-06 and -07: The sample was centrifuged and decanted prior to extraction due to sample matrix.
The Extracted Internal Standard recovery for the WG1569425-1 Method Blank, associated with L2160484-01 and -03, is below the acceptance criteria for perfluoro[13c8]octanesulfonamide (m8fosa) (less than 10%); however, the method blank is non-detect for all associated target analytes; therefore, no further action was taken.
WG1569425-2: The Extracted Internal Standard recovery is below the acceptance criteria for perfluoro[13c8]octanesulfonamide (m8fosa) (less than 10%); however, all associated target analytes are within criteria; therefore, no further action was taken.

PCBs
L2160484-04: The internal standard (IS) response for 1-bromo-2-nitrobenzene (206%) was above the acceptance criteria on column A; however, the sample was not re-analyzed due to obvious interferences.
L2160484-06 and -07: The sample has elevated detection limits due to the limited sample volume utilized during extraction, as required by the sample matrix. The container was not rinsed as prescribed by the method due to the presence of sediment.

Pesticides
L2160484-01: The internal standard (IS) response for 1-bromo-2-nitrobenzene (558%) was above the acceptance criteria on column A; however, the sample was not re-analyzed due to obvious interferences. The surrogate recoveries are outside the method acceptance criteria for 2,4,5,6-tetrachloro-m-xylene (20%) and decachlorobiphenyl (7%) due to interference with the Internal Standard.

Total Metals
L2160484-01 through -05: The sample has elevated detection limits for all elements, with the exception of mercury, due to the dilution required by matrix interferences encountered during analysis.

| | | | |
|---|---|---|---|
| **Project Name:** | 140 N MAIN ST | **Lab Number:** | L2160484 |
| **Project Number:** | 12166 | **Report Date:** | 11/29/21 |

**Case Narrative (continued)**

L2160484-06: The sample has elevated detection limits for all elements, with the exception of mercury, due to the dilution required by the sample matrix.

Cyanide, Total

The WG1570785-2/-3 LCS/LCSD recoveries for cyanide, total (38%/74%), associated with L2160484-01 through -05, are outside our in-house acceptance criteria, but within the vendor-certified acceptance limits. The results of the original analyses are reported. The LCS/LCSD RPD is above the acceptance criteria for cyanide, total (58%).

I, the undersigned, attest under the pains and penalties of perjury that, to the best of my knowledge and belief and based upon my personal inquiry of those responsible for providing the information contained in this analytical report, such information is accurate and complete. This certificate of analysis is not complete unless this page accompanies any and all pages of this report.

Authorized Signature: Melissa Sturgis Melissa Sturgis

Title: Technical Director/Representative Date: 11/29/21

# ORGANICS

# VOLATILES

**Project Name:** 140 N MAIN ST
**Project Number:** 12166
**Lab Number:** L2160484
**Report Date:** 11/29/21

## SAMPLE RESULTS

Lab ID: L2160484-01
Client ID: SB-1 (12-12.5')
Sample Location: PORT CHESTER, NY

Date Collected: 11/03/21 10:20
Date Received: 11/03/21
Field Prep: Not Specified

Sample Depth:
Matrix: Soil
Analytical Method: 1,8260C
Analytical Date: 11/10/21 14:55
Analyst: AJK
Percent Solids: 82%

| Parameter | Result | Qualifier | Units | RL | MDL | Dilution Factor |
|---|---|---|---|---|---|---|
| **Volatile Organics by EPA 5035 Low - Westborough Lab** | | | | | | |
| Methylene chloride | ND | | ug/kg | 5.6 | 2.6 | 1 |
| 1,1-Dichloroethane | ND | | ug/kg | 1.1 | 0.16 | 1 |
| Chloroform | ND | | ug/kg | 1.7 | 0.16 | 1 |
| Carbon tetrachloride | ND | | ug/kg | 1.1 | 0.26 | 1 |
| 1,2-Dichloropropane | ND | | ug/kg | 1.1 | 0.14 | 1 |
| Dibromochloromethane | ND | | ug/kg | 1.1 | 0.16 | 1 |
| 1,1,2-Trichloroethane | ND | | ug/kg | 1.1 | 0.30 | 1 |
| Tetrachloroethene | ND | | ug/kg | 0.56 | 0.22 | 1 |
| Chlorobenzene | ND | | ug/kg | 0.56 | 0.14 | 1 |
| Trichlorofluoromethane | ND | | ug/kg | 4.5 | 0.78 | 1 |
| 1,2-Dichloroethane | ND | | ug/kg | 1.1 | 0.29 | 1 |
| 1,1,1-Trichloroethane | ND | | ug/kg | 0.56 | 0.19 | 1 |
| Bromodichloromethane | ND | | ug/kg | 0.56 | 0.12 | 1 |
| trans-1,3-Dichloropropene | ND | | ug/kg | 1.1 | 0.31 | 1 |
| cis-1,3-Dichloropropene | ND | | ug/kg | 0.56 | 0.18 | 1 |
| 1,3-Dichloropropene, Total | ND | | ug/kg | 0.56 | 0.18 | 1 |
| 1,1-Dichloropropene | ND | | ug/kg | 0.56 | 0.18 | 1 |
| Bromoform | ND | | ug/kg | 4.5 | 0.28 | 1 |
| 1,1,2,2-Tetrachloroethane | ND | | ug/kg | 0.56 | 0.19 | 1 |
| Benzene | ND | | ug/kg | 0.56 | 0.19 | 1 |
| Toluene | ND | | ug/kg | 1.1 | 0.61 | 1 |
| Ethylbenzene | ND | | ug/kg | 1.1 | 0.16 | 1 |
| Chloromethane | ND | | ug/kg | 4.5 | 1.0 | 1 |
| Bromomethane | ND | | ug/kg | 2.2 | 0.65 | 1 |
| Vinyl chloride | ND | | ug/kg | 1.1 | 0.38 | 1 |
| Chloroethane | ND | | ug/kg | 2.2 | 0.51 | 1 |
| 1,1-Dichloroethene | ND | | ug/kg | 1.1 | 0.27 | 1 |
| trans-1,2-Dichloroethene | ND | | ug/kg | 1.7 | 0.15 | 1 |

**Project Name:** 140 N MAIN ST **Lab Number:** L2160484

**Project Number:** 12166 **Report Date:** 11/29/21

## SAMPLE RESULTS

Lab ID: L2160484-01 Date Collected: 11/03/21 10:20

Client ID: SB-1 (12-12.5') Date Received: 11/03/21

Sample Location: PORT CHESTER, NY Field Prep: Not Specified

Sample Depth:

| Parameter | Result | Qualifier | Units | RL | MDL | Dilution Factor |
|---|---|---|---|---|---|---|
| Volatile Organics by EPA 5035 Low - Westborough Lab | | | | | | |
| Trichloroethene | ND | | ug/kg | 0.56 | 0.15 | 1 |
| 1,2-Dichlorobenzene | ND | | ug/kg | 2.2 | 0.16 | 1 |
| 1,3-Dichlorobenzene | ND | | ug/kg | 2.2 | 0.16 | 1 |
| 1,4-Dichlorobenzene | ND | | ug/kg | 2.2 | 0.19 | 1 |
| Methyl tert butyl ether | ND | | ug/kg | 2.2 | 0.22 | 1 |
| p/m-Xylene | ND | | ug/kg | 2.2 | 0.63 | 1 |
| o-Xylene | ND | | ug/kg | 1.1 | 0.33 | 1 |
| Xylenes, Total | ND | | ug/kg | 1.1 | 0.33 | 1 |
| cis-1,2-Dichloroethene | ND | | ug/kg | 1.1 | 0.20 | 1 |
| 1,2-Dichloroethene, Total | ND | | ug/kg | 1.1 | 0.15 | 1 |
| Dibromomethane | ND | | ug/kg | 2.2 | 0.27 | 1 |
| Styrene | ND | | ug/kg | 1.1 | 0.22 | 1 |
| Dichlorodifluoromethane | ND | | ug/kg | 11 | 1.0 | 1 |
| Acetone | 14 | | ug/kg | 11 | 5.4 | 1 |
| Carbon disulfide | ND | | ug/kg | 11 | 5.1 | 1 |
| 2-Butanone | ND | | ug/kg | 11 | 2.5 | 1 |
| Vinyl acetate | ND | | ug/kg | 11 | 2.4 | 1 |
| 4-Methyl-2-pentanone | ND | | ug/kg | 11 | 1.4 | 1 |
| 1,2,3-Trichloropropane | ND | | ug/kg | 2.2 | 0.14 | 1 |
| 2-Hexanone | ND | | ug/kg | 11 | 1.3 | 1 |
| Bromochloromethane | ND | | ug/kg | 2.2 | 0.23 | 1 |
| 2,2-Dichloropropane | ND | | ug/kg | 2.2 | 0.23 | 1 |
| 1,2-Dibromoethane | ND | | ug/kg | 1.1 | 0.31 | 1 |
| 1,3-Dichloropropane | ND | | ug/kg | 2.2 | 0.19 | 1 |
| 1,1,1,2-Tetrachloroethane | ND | | ug/kg | 0.56 | 0.15 | 1 |
| Bromobenzene | ND | | ug/kg | 2.2 | 0.16 | 1 |
| n-Butylbenzene | ND | | ug/kg | 1.1 | 0.19 | 1 |
| sec-Butylbenzene | ND | | ug/kg | 1.1 | 0.16 | 1 |
| tert-Butylbenzene | ND | | ug/kg | 2.2 | 0.13 | 1 |
| o-Chlorotoluene | ND | | ug/kg | 2.2 | 0.21 | 1 |
| p-Chlorotoluene | ND | | ug/kg | 2.2 | 0.12 | 1 |
| 1,2-Dibromo-3-chloropropane | ND | | ug/kg | 3.4 | 1.1 | 1 |
| Hexachlorobutadiene | ND | | ug/kg | 4.5 | 0.19 | 1 |
| Isopropylbenzene | ND | | ug/kg | 1.1 | 0.12 | 1 |
| p-Isopropyltoluene | ND | | ug/kg | 1.1 | 0.12 | 1 |
| Naphthalene | ND | | ug/kg | 4.5 | 0.73 | 1 |
| Acrylonitrile | ND | | ug/kg | 4.5 | 1.3 | 1 |

**Project Name:** 140 N MAIN ST **Lab Number:** L2160484

**Project Number:** 12166 **Report Date:** 11/29/21

## SAMPLE RESULTS

Lab ID: L2160484-01 Date Collected: 11/03/21 10:20

Client ID: SB-1 (12-12.5') Date Received: 11/03/21

Sample Location: PORT CHESTER, NY Field Prep: Not Specified

Sample Depth:

| Parameter | Result | Qualifier | Units | RL | MDL | Dilution Factor |
|---|---|---|---|---|---|---|
| **Volatile Organics by EPA 5035 Low - Westborough Lab** | | | | | | |
| n-Propylbenzene | ND | | ug/kg | 1.1 | 0.19 | 1 |
| 1,2,3-Trichlorobenzene | ND | | ug/kg | 2.2 | 0.36 | 1 |
| 1,2,4-Trichlorobenzene | ND | | ug/kg | 2.2 | 0.30 | 1 |
| 1,3,5-Trimethylbenzene | ND | | ug/kg | 2.2 | 0.22 | 1 |
| 1,2,4-Trimethylbenzene | ND | | ug/kg | 2.2 | 0.37 | 1 |
| 1,4-Dioxane | ND | | ug/kg | 90 | 39. | 1 |
| p-Diethylbenzene | ND | | ug/kg | 2.2 | 0.20 | 1 |
| p-Ethyltoluene | ND | | ug/kg | 2.2 | 0.43 | 1 |
| 1,2,4,5-Tetramethylbenzene | ND | | ug/kg | 2.2 | 0.21 | 1 |
| Ethyl ether | ND | | ug/kg | 2.2 | 0.38 | 1 |
| trans-1,4-Dichloro-2-butene | ND | | ug/kg | 5.6 | 1.6 | 1 |

Tentatively Identified Compounds

| | | | |
|---|---|---|---|
| No Tentatively Identified Compounds | ND | ug/kg | 1 |

| Surrogate | % Recovery | Qualifier | Acceptance Criteria |
|---|---|---|---|
| 1,2-Dichloroethane-d4 | 106 | | 70-130 |
| Toluene-d8 | 97 | | 70-130 |
| 4-Bromofluorobenzene | 96 | | 70-130 |
| Dibromofluoromethane | 104 | | 70-130 |

**Project Name:** 140 N MAIN ST
**Project Number:** 12166
**Lab Number:** L2160484
**Report Date:** 11/29/21

## SAMPLE RESULTS

Lab ID: L2160484-02
Client ID: SB-2 (7.5-8')
Sample Location: PORT CHESTER, NY

Date Collected: 11/03/21 11:10
Date Received: 11/03/21
Field Prep: Not Specified

Sample Depth:
Matrix: Soil
Analytical Method: 1,8260C
Analytical Date: 11/10/21 15:21
Analyst: AJK
Percent Solids: 94%

| Parameter | Result | Qualifier | Units | RL | MDL | Dilution Factor |
|---|---|---|---|---|---|---|
| **Volatile Organics by EPA 5035 Low - Westborough Lab** | | | | | | |
| Methylene chloride | ND | | ug/kg | 5.8 | 2.6 | 1 |
| 1,1-Dichloroethane | ND | | ug/kg | 1.2 | 0.17 | 1 |
| Chloroform | ND | | ug/kg | 1.7 | 0.16 | 1 |
| Carbon tetrachloride | ND | | ug/kg | 1.2 | 0.27 | 1 |
| 1,2-Dichloropropane | ND | | ug/kg | 1.2 | 0.14 | 1 |
| Dibromochloromethane | ND | | ug/kg | 1.2 | 0.16 | 1 |
| 1,1,2-Trichloroethane | ND | | ug/kg | 1.2 | 0.31 | 1 |
| Tetrachloroethene | ND | | ug/kg | 0.58 | 0.23 | 1 |
| Chlorobenzene | ND | | ug/kg | 0.58 | 0.15 | 1 |
| Trichlorofluoromethane | ND | | ug/kg | 4.6 | 0.80 | 1 |
| 1,2-Dichloroethane | ND | | ug/kg | 1.2 | 0.30 | 1 |
| 1,1,1-Trichloroethane | ND | | ug/kg | 0.58 | 0.19 | 1 |
| Bromodichloromethane | ND | | ug/kg | 0.58 | 0.13 | 1 |
| trans-1,3-Dichloropropene | ND | | ug/kg | 1.2 | 0.32 | 1 |
| cis-1,3-Dichloropropene | ND | | ug/kg | 0.58 | 0.18 | 1 |
| 1,3-Dichloropropene, Total | ND | | ug/kg | 0.58 | 0.18 | 1 |
| 1,1-Dichloropropene | ND | | ug/kg | 0.58 | 0.18 | 1 |
| Bromoform | ND | | ug/kg | 4.6 | 0.28 | 1 |
| 1,1,2,2-Tetrachloroethane | ND | | ug/kg | 0.58 | 0.19 | 1 |
| Benzene | ND | | ug/kg | 0.58 | 0.19 | 1 |
| Toluene | ND | | ug/kg | 1.2 | 0.63 | 1 |
| Ethylbenzene | ND | | ug/kg | 1.2 | 0.16 | 1 |
| Chloromethane | ND | | ug/kg | 4.6 | 1.1 | 1 |
| Bromomethane | ND | | ug/kg | 2.3 | 0.67 | 1 |
| Vinyl chloride | ND | | ug/kg | 1.2 | 0.39 | 1 |
| Chloroethane | ND | | ug/kg | 2.3 | 0.52 | 1 |
| 1,1-Dichloroethene | ND | | ug/kg | 1.2 | 0.28 | 1 |
| trans-1,2-Dichloroethene | ND | | ug/kg | 1.7 | 0.16 | 1 |

**Project Name:** 140 N MAIN ST **Lab Number:** L2160484

**Project Number:** 12166 **Report Date:** 11/29/21

## SAMPLE RESULTS

Lab ID: L2160484-02 Date Collected: 11/03/21 11:10

Client ID: SB-2 (7.5-8') Date Received: 11/03/21

Sample Location: PORT CHESTER, NY Field Prep: Not Specified

Sample Depth:

| Parameter | Result | Qualifier | Units | RL | MDL | Dilution Factor |
|---|---|---|---|---|---|---|
| Volatile Organics by EPA 5035 Low - Westborough Lab | | | | | | |
| Trichloroethene | ND | | ug/kg | 0.58 | 0.16 | 1 |
| 1,2-Dichlorobenzene | ND | | ug/kg | 2.3 | 0.17 | 1 |
| 1,3-Dichlorobenzene | ND | | ug/kg | 2.3 | 0.17 | 1 |
| 1,4-Dichlorobenzene | ND | | ug/kg | 2.3 | 0.20 | 1 |
| Methyl tert butyl ether | ND | | ug/kg | 2.3 | 0.23 | 1 |
| p/m-Xylene | ND | | ug/kg | 2.3 | 0.65 | 1 |
| o-Xylene | ND | | ug/kg | 1.2 | 0.34 | 1 |
| Xylenes, Total | ND | | ug/kg | 1.2 | 0.34 | 1 |
| cis-1,2-Dichloroethene | ND | | ug/kg | 1.2 | 0.20 | 1 |
| 1,2-Dichloroethene, Total | ND | | ug/kg | 1.2 | 0.16 | 1 |
| Dibromomethane | ND | | ug/kg | 2.3 | 0.28 | 1 |
| Styrene | ND | | ug/kg | 1.2 | 0.23 | 1 |
| Dichlorodifluoromethane | ND | | ug/kg | 12 | 1.0 | 1 |
| Acetone | ND | | ug/kg | 12 | 5.6 | 1 |
| Carbon disulfide | ND | | ug/kg | 12 | 5.3 | 1 |
| 2-Butanone | ND | | ug/kg | 12 | 2.6 | 1 |
| Vinyl acetate | ND | | ug/kg | 12 | 2.5 | 1 |
| 4-Methyl-2-pentanone | ND | | ug/kg | 12 | 1.5 | 1 |
| 1,2,3-Trichloropropane | ND | | ug/kg | 2.3 | 0.15 | 1 |
| 2-Hexanone | ND | | ug/kg | 12 | 1.4 | 1 |
| Bromochloromethane | ND | | ug/kg | 2.3 | 0.24 | 1 |
| 2,2-Dichloropropane | ND | | ug/kg | 2.3 | 0.23 | 1 |
| 1,2-Dibromoethane | ND | | ug/kg | 1.2 | 0.32 | 1 |
| 1,3-Dichloropropane | ND | | ug/kg | 2.3 | 0.19 | 1 |
| 1,1,1,2-Tetrachloroethane | ND | | ug/kg | 0.58 | 0.15 | 1 |
| Bromobenzene | ND | | ug/kg | 2.3 | 0.17 | 1 |
| n-Butylbenzene | ND | | ug/kg | 1.2 | 0.19 | 1 |
| sec-Butylbenzene | ND | | ug/kg | 1.2 | 0.17 | 1 |
| tert-Butylbenzene | ND | | ug/kg | 2.3 | 0.14 | 1 |
| o-Chlorotoluene | ND | | ug/kg | 2.3 | 0.22 | 1 |
| p-Chlorotoluene | ND | | ug/kg | 2.3 | 0.12 | 1 |
| 1,2-Dibromo-3-chloropropane | ND | | ug/kg | 3.5 | 1.2 | 1 |
| Hexachlorobutadiene | ND | | ug/kg | 4.6 | 0.20 | 1 |
| Isopropylbenzene | ND | | ug/kg | 1.2 | 0.13 | 1 |
| p-Isopropyltoluene | ND | | ug/kg | 1.2 | 0.13 | 1 |
| Naphthalene | ND | | ug/kg | 4.6 | 0.75 | 1 |
| Acrylonitrile | ND | | ug/kg | 4.6 | 1.3 | 1 |

**Project Name:** 140 N MAIN ST **Lab Number:** L2160484

**Project Number:** 12166 **Report Date:** 11/29/21

## SAMPLE RESULTS

Lab ID: L2160484-02 Date Collected: 11/03/21 11:10

Client ID: SB-2 (7.5-8') Date Received: 11/03/21

Sample Location: PORT CHESTER, NY Field Prep: Not Specified

Sample Depth:

| Parameter | Result | Qualifier | Units | RL | MDL | Dilution Factor |
|---|---|---|---|---|---|---|
| **Volatile Organics by EPA 5035 Low - Westborough Lab** | | | | | | |
| n-Propylbenzene | ND | | ug/kg | 1.2 | 0.20 | 1 |
| 1,2,3-Trichlorobenzene | ND | | ug/kg | 2.3 | 0.37 | 1 |
| 1,2,4-Trichlorobenzene | ND | | ug/kg | 2.3 | 0.31 | 1 |
| 1,3,5-Trimethylbenzene | ND | | ug/kg | 2.3 | 0.22 | 1 |
| 1,2,4-Trimethylbenzene | ND | | ug/kg | 2.3 | 0.39 | 1 |
| 1,4-Dioxane | ND | | ug/kg | 93 | 41. | 1 |
| p-Diethylbenzene | ND | | ug/kg | 2.3 | 0.20 | 1 |
| p-Ethyltoluene | ND | | ug/kg | 2.3 | 0.44 | 1 |
| 1,2,4,5-Tetramethylbenzene | ND | | ug/kg | 2.3 | 0.22 | 1 |
| Ethyl ether | ND | | ug/kg | 2.3 | 0.39 | 1 |
| trans-1,4-Dichloro-2-butene | ND | | ug/kg | 5.8 | 1.6 | 1 |

Tentatively Identified Compounds

| | | | |
|---|---|---|---|
| No Tentatively Identified Compounds | ND | ug/kg | 1 |

| Surrogate | % Recovery | Qualifier | Acceptance Criteria |
|---|---|---|---|
| 1,2-Dichloroethane-d4 | 107 | | 70-130 |
| Toluene-d8 | 99 | | 70-130 |
| 4-Bromofluorobenzene | 98 | | 70-130 |
| Dibromofluoromethane | 103 | | 70-130 |

**Project Name:** 140 N MAIN ST
**Project Number:** 12166
**Lab Number:** L2160484
**Report Date:** 11/29/21

## SAMPLE RESULTS

Lab ID: L2160484-03
Client ID: SB-3 (7.5-8')
Sample Location: PORT CHESTER, NY

Date Collected: 11/03/21 11:40
Date Received: 11/03/21
Field Prep: Not Specified

Sample Depth:
Matrix: Soil
Analytical Method: 1,8260C
Analytical Date: 11/10/21 15:48
Analyst: AJK
Percent Solids: 82%

| Parameter | Result | Qualifier | Units | RL | MDL | Dilution Factor |
|---|---|---|---|---|---|---|
| **Volatile Organics by EPA 5035 Low - Westborough Lab** | | | | | | |
| Methylene chloride | ND | | ug/kg | 5.4 | 2.5 | 1 |
| 1,1-Dichloroethane | ND | | ug/kg | 1.1 | 0.16 | 1 |
| Chloroform | ND | | ug/kg | 1.6 | 0.15 | 1 |
| Carbon tetrachloride | ND | | ug/kg | 1.1 | 0.25 | 1 |
| 1,2-Dichloropropane | ND | | ug/kg | 1.1 | 0.14 | 1 |
| Dibromochloromethane | ND | | ug/kg | 1.1 | 0.15 | 1 |
| 1,1,2-Trichloroethane | ND | | ug/kg | 1.1 | 0.29 | 1 |
| Tetrachloroethene | ND | | ug/kg | 0.54 | 0.21 | 1 |
| Chlorobenzene | ND | | ug/kg | 0.54 | 0.14 | 1 |
| Trichlorofluoromethane | ND | | ug/kg | 4.4 | 0.76 | 1 |
| 1,2-Dichloroethane | ND | | ug/kg | 1.1 | 0.28 | 1 |
| 1,1,1-Trichloroethane | ND | | ug/kg | 0.54 | 0.18 | 1 |
| Bromodichloromethane | ND | | ug/kg | 0.54 | 0.12 | 1 |
| trans-1,3-Dichloropropene | ND | | ug/kg | 1.1 | 0.30 | 1 |
| cis-1,3-Dichloropropene | ND | | ug/kg | 0.54 | 0.17 | 1 |
| 1,3-Dichloropropene, Total | ND | | ug/kg | 0.54 | 0.17 | 1 |
| 1,1-Dichloropropene | ND | | ug/kg | 0.54 | 0.17 | 1 |
| Bromoform | ND | | ug/kg | 4.4 | 0.27 | 1 |
| 1,1,2,2-Tetrachloroethane | ND | | ug/kg | 0.54 | 0.18 | 1 |
| Benzene | ND | | ug/kg | 0.54 | 0.18 | 1 |
| Toluene | ND | | ug/kg | 1.1 | 0.59 | 1 |
| Ethylbenzene | ND | | ug/kg | 1.1 | 0.15 | 1 |
| Chloromethane | ND | | ug/kg | 4.4 | 1.0 | 1 |
| Bromomethane | ND | | ug/kg | 2.2 | 0.63 | 1 |
| Vinyl chloride | ND | | ug/kg | 1.1 | 0.36 | 1 |
| Chloroethane | ND | | ug/kg | 2.2 | 0.49 | 1 |
| 1,1-Dichloroethene | ND | | ug/kg | 1.1 | 0.26 | 1 |
| trans-1,2-Dichloroethene | ND | | ug/kg | 1.6 | 0.15 | 1 |

**Project Name:** 140 N MAIN ST **Lab Number:** L2160484

**Project Number:** 12166 **Report Date:** 11/29/21

## SAMPLE RESULTS

Lab ID: L2160484-03 Date Collected: 11/03/21 11:40

Client ID: SB-3 (7.5-8') Date Received: 11/03/21

Sample Location: PORT CHESTER, NY Field Prep: Not Specified

Sample Depth:

| Parameter | Result | Qualifier | Units | RL | MDL | Dilution Factor |
|---|---|---|---|---|---|---|
| Volatile Organics by EPA 5035 Low - Westborough Lab | | | | | | |
| Trichloroethene | ND | | ug/kg | 0.54 | 0.15 | 1 |
| 1,2-Dichlorobenzene | ND | | ug/kg | 2.2 | 0.16 | 1 |
| 1,3-Dichlorobenzene | ND | | ug/kg | 2.2 | 0.16 | 1 |
| 1,4-Dichlorobenzene | ND | | ug/kg | 2.2 | 0.19 | 1 |
| Methyl tert butyl ether | ND | | ug/kg | 2.2 | 0.22 | 1 |
| p/m-Xylene | ND | | ug/kg | 2.2 | 0.61 | 1 |
| o-Xylene | ND | | ug/kg | 1.1 | 0.32 | 1 |
| Xylenes, Total | ND | | ug/kg | 1.1 | 0.32 | 1 |
| cis-1,2-Dichloroethene | ND | | ug/kg | 1.1 | 0.19 | 1 |
| 1,2-Dichloroethene, Total | ND | | ug/kg | 1.1 | 0.15 | 1 |
| Dibromomethane | ND | | ug/kg | 2.2 | 0.26 | 1 |
| Styrene | ND | | ug/kg | 1.1 | 0.21 | 1 |
| Dichlorodifluoromethane | ND | | ug/kg | 11 | 1.0 | 1 |
| Acetone | ND | | ug/kg | 11 | 5.2 | 1 |
| Carbon disulfide | ND | | ug/kg | 11 | 5.0 | 1 |
| 2-Butanone | ND | | ug/kg | 11 | 2.4 | 1 |
| Vinyl acetate | ND | | ug/kg | 11 | 2.3 | 1 |
| 4-Methyl-2-pentanone | ND | | ug/kg | 11 | 1.4 | 1 |
| 1,2,3-Trichloropropane | ND | | ug/kg | 2.2 | 0.14 | 1 |
| 2-Hexanone | ND | | ug/kg | 11 | 1.3 | 1 |
| Bromochloromethane | ND | | ug/kg | 2.2 | 0.22 | 1 |
| 2,2-Dichloropropane | ND | | ug/kg | 2.2 | 0.22 | 1 |
| 1,2-Dibromoethane | ND | | ug/kg | 1.1 | 0.30 | 1 |
| 1,3-Dichloropropane | ND | | ug/kg | 2.2 | 0.18 | 1 |
| 1,1,1,2-Tetrachloroethane | ND | | ug/kg | 0.54 | 0.14 | 1 |
| Bromobenzene | ND | | ug/kg | 2.2 | 0.16 | 1 |
| n-Butylbenzene | ND | | ug/kg | 1.1 | 0.18 | 1 |
| sec-Butylbenzene | ND | | ug/kg | 1.1 | 0.16 | 1 |
| tert-Butylbenzene | ND | | ug/kg | 2.2 | 0.13 | 1 |
| o-Chlorotoluene | ND | | ug/kg | 2.2 | 0.21 | 1 |
| p-Chlorotoluene | ND | | ug/kg | 2.2 | 0.12 | 1 |
| 1,2-Dibromo-3-chloropropane | ND | | ug/kg | 3.3 | 1.1 | 1 |
| Hexachlorobutadiene | ND | | ug/kg | 4.4 | 0.18 | 1 |
| Isopropylbenzene | ND | | ug/kg | 1.1 | 0.12 | 1 |
| p-Isopropyltoluene | ND | | ug/kg | 1.1 | 0.12 | 1 |
| Naphthalene | ND | | ug/kg | 4.4 | 0.71 | 1 |
| Acrylonitrile | ND | | ug/kg | 4.4 | 1.2 | 1 |

**Project Name:** 140 N MAIN ST **Lab Number:** L2160484

**Project Number:** 12166 **Report Date:** 11/29/21

## SAMPLE RESULTS

Lab ID: L2160484-03 Date Collected: 11/03/21 11:40

Client ID: SB-3 (7.5-8') Date Received: 11/03/21

Sample Location: PORT CHESTER, NY Field Prep: Not Specified

Sample Depth:

| Parameter | Result | Qualifier | Units | RL | MDL | Dilution Factor |
|---|---|---|---|---|---|---|
| **Volatile Organics by EPA 5035 Low - Westborough Lab** | | | | | | |
| n-Propylbenzene | ND | | ug/kg | 1.1 | 0.19 | 1 |
| 1,2,3-Trichlorobenzene | ND | | ug/kg | 2.2 | 0.35 | 1 |
| 1,2,4-Trichlorobenzene | ND | | ug/kg | 2.2 | 0.30 | 1 |
| 1,3,5-Trimethylbenzene | ND | | ug/kg | 2.2 | 0.21 | 1 |
| 1,2,4-Trimethylbenzene | ND | | ug/kg | 2.2 | 0.36 | 1 |
| 1,4-Dioxane | ND | | ug/kg | 87 | 38. | 1 |
| p-Diethylbenzene | ND | | ug/kg | 2.2 | 0.19 | 1 |
| p-Ethyltoluene | ND | | ug/kg | 2.2 | 0.42 | 1 |
| 1,2,4,5-Tetramethylbenzene | ND | | ug/kg | 2.2 | 0.21 | 1 |
| Ethyl ether | ND | | ug/kg | 2.2 | 0.37 | 1 |
| trans-1,4-Dichloro-2-butene | ND | | ug/kg | 5.4 | 1.5 | 1 |

Tentatively Identified Compounds

| | | | |
|---|---|---|---|
| No Tentatively Identified Compounds | ND | ug/kg | 1 |

| Surrogate | % Recovery | Qualifier | Acceptance Criteria |
|---|---|---|---|
| 1,2-Dichloroethane-d4 | 105 | | 70-130 |
| Toluene-d8 | 99 | | 70-130 |
| 4-Bromofluorobenzene | 97 | | 70-130 |
| Dibromofluoromethane | 104 | | 70-130 |

**Project Name:** 140 N MAIN ST
**Project Number:** 12166
**Lab Number:** L2160484
**Report Date:** 11/29/21

## SAMPLE RESULTS

Lab ID: L2160484-04
Client ID: SB-4 (6.5-7')
Sample Location: PORT CHESTER, NY

Date Collected: 11/03/21 12:50
Date Received: 11/03/21
Field Prep: Not Specified

Sample Depth:
Matrix: Soil
Analytical Method: 1,8260C
Analytical Date: 11/10/21 16:14
Analyst: AJK
Percent Solids: 82%

| Parameter | Result | Qualifier | Units | RL | MDL | Dilution Factor |
|---|---|---|---|---|---|---|
| **Volatile Organics by EPA 5035 Low - Westborough Lab** | | | | | | |
| Methylene chloride | ND | | ug/kg | 5.3 | 2.4 | 1 |
| 1,1-Dichloroethane | ND | | ug/kg | 1.1 | 0.15 | 1 |
| Chloroform | ND | | ug/kg | 1.6 | 0.15 | 1 |
| Carbon tetrachloride | ND | | ug/kg | 1.1 | 0.24 | 1 |
| 1,2-Dichloropropane | ND | | ug/kg | 1.1 | 0.13 | 1 |
| Dibromochloromethane | ND | | ug/kg | 1.1 | 0.15 | 1 |
| 1,1,2-Trichloroethane | ND | | ug/kg | 1.1 | 0.28 | 1 |
| Tetrachloroethene | ND | | ug/kg | 0.53 | 0.21 | 1 |
| Chlorobenzene | ND | | ug/kg | 0.53 | 0.13 | 1 |
| Trichlorofluoromethane | ND | | ug/kg | 4.2 | 0.74 | 1 |
| 1,2-Dichloroethane | ND | | ug/kg | 1.1 | 0.27 | 1 |
| 1,1,1-Trichloroethane | ND | | ug/kg | 0.53 | 0.18 | 1 |
| Bromodichloromethane | ND | | ug/kg | 0.53 | 0.12 | 1 |
| trans-1,3-Dichloropropene | ND | | ug/kg | 1.1 | 0.29 | 1 |
| cis-1,3-Dichloropropene | ND | | ug/kg | 0.53 | 0.17 | 1 |
| 1,3-Dichloropropene, Total | ND | | ug/kg | 0.53 | 0.17 | 1 |
| 1,1-Dichloropropene | ND | | ug/kg | 0.53 | 0.17 | 1 |
| Bromoform | ND | | ug/kg | 4.2 | 0.26 | 1 |
| 1,1,2,2-Tetrachloroethane | ND | | ug/kg | 0.53 | 0.18 | 1 |
| Benzene | ND | | ug/kg | 0.53 | 0.18 | 1 |
| Toluene | ND | | ug/kg | 1.1 | 0.58 | 1 |
| Ethylbenzene | ND | | ug/kg | 1.1 | 0.15 | 1 |
| Chloromethane | ND | | ug/kg | 4.2 | 0.99 | 1 |
| Bromomethane | ND | | ug/kg | 2.1 | 0.62 | 1 |
| Vinyl chloride | ND | | ug/kg | 1.1 | 0.36 | 1 |
| Chloroethane | ND | | ug/kg | 2.1 | 0.48 | 1 |
| 1,1-Dichloroethene | ND | | ug/kg | 1.1 | 0.25 | 1 |
| trans-1,2-Dichloroethene | ND | | ug/kg | 1.6 | 0.14 | 1 |

**Project Name:** 140 N MAIN ST **Lab Number:** L2160484

**Project Number:** 12166 **Report Date:** 11/29/21

## SAMPLE RESULTS

Lab ID: L2160484-04 Date Collected: 11/03/21 12:50

Client ID: SB-4 (6.5-7') Date Received: 11/03/21

Sample Location: PORT CHESTER, NY Field Prep: Not Specified

Sample Depth:

| Parameter | Result | Qualifier | Units | RL | MDL | Dilution Factor |
|---|---|---|---|---|---|---|
| Volatile Organics by EPA 5035 Low - Westborough Lab | | | | | | |
| Trichloroethene | ND | | ug/kg | 0.53 | 0.14 | 1 |
| 1,2-Dichlorobenzene | ND | | ug/kg | 2.1 | 0.15 | 1 |
| 1,3-Dichlorobenzene | ND | | ug/kg | 2.1 | 0.16 | 1 |
| 1,4-Dichlorobenzene | ND | | ug/kg | 2.1 | 0.18 | 1 |
| Methyl tert butyl ether | ND | | ug/kg | 2.1 | 0.21 | 1 |
| p/m-Xylene | ND | | ug/kg | 2.1 | 0.59 | 1 |
| o-Xylene | ND | | ug/kg | 1.1 | 0.31 | 1 |
| Xylenes, Total | ND | | ug/kg | 1.1 | 0.31 | 1 |
| cis-1,2-Dichloroethene | ND | | ug/kg | 1.1 | 0.18 | 1 |
| 1,2-Dichloroethene, Total | ND | | ug/kg | 1.1 | 0.14 | 1 |
| Dibromomethane | ND | | ug/kg | 2.1 | 0.25 | 1 |
| Styrene | ND | | ug/kg | 1.1 | 0.21 | 1 |
| Dichlorodifluoromethane | ND | | ug/kg | 11 | 0.97 | 1 |
| Acetone | ND | | ug/kg | 11 | 5.1 | 1 |
| Carbon disulfide | ND | | ug/kg | 11 | 4.8 | 1 |
| 2-Butanone | ND | | ug/kg | 11 | 2.4 | 1 |
| Vinyl acetate | ND | | ug/kg | 11 | 2.3 | 1 |
| 4-Methyl-2-pentanone | ND | | ug/kg | 11 | 1.4 | 1 |
| 1,2,3-Trichloropropane | ND | | ug/kg | 2.1 | 0.13 | 1 |
| 2-Hexanone | ND | | ug/kg | 11 | 1.2 | 1 |
| Bromochloromethane | ND | | ug/kg | 2.1 | 0.22 | 1 |
| 2,2-Dichloropropane | ND | | ug/kg | 2.1 | 0.21 | 1 |
| 1,2-Dibromoethane | ND | | ug/kg | 1.1 | 0.30 | 1 |
| 1,3-Dichloropropane | ND | | ug/kg | 2.1 | 0.18 | 1 |
| 1,1,1,2-Tetrachloroethane | ND | | ug/kg | 0.53 | 0.14 | 1 |
| Bromobenzene | ND | | ug/kg | 2.1 | 0.15 | 1 |
| n-Butylbenzene | ND | | ug/kg | 1.1 | 0.18 | 1 |
| sec-Butylbenzene | ND | | ug/kg | 1.1 | 0.15 | 1 |
| tert-Butylbenzene | ND | | ug/kg | 2.1 | 0.12 | 1 |
| o-Chlorotoluene | ND | | ug/kg | 2.1 | 0.20 | 1 |
| p-Chlorotoluene | ND | | ug/kg | 2.1 | 0.11 | 1 |
| 1,2-Dibromo-3-chloropropane | ND | | ug/kg | 3.2 | 1.0 | 1 |
| Hexachlorobutadiene | ND | | ug/kg | 4.2 | 0.18 | 1 |
| Isopropylbenzene | ND | | ug/kg | 1.1 | 0.12 | 1 |
| p-Isopropyltoluene | ND | | ug/kg | 1.1 | 0.12 | 1 |
| Naphthalene | ND | | ug/kg | 4.2 | 0.69 | 1 |
| Acrylonitrile | ND | | ug/kg | 4.2 | 1.2 | 1 |

**Project Name:** 140 N MAIN ST **Lab Number:** L2160484

**Project Number:** 12166 **Report Date:** 11/29/21

## SAMPLE RESULTS

Lab ID: L2160484-04 Date Collected: 11/03/21 12:50

Client ID: SB-4 (6.5-7') Date Received: 11/03/21

Sample Location: PORT CHESTER, NY Field Prep: Not Specified

Sample Depth:

| Parameter | Result | Qualifier | Units | RL | MDL | Dilution Factor |
|---|---|---|---|---|---|---|
| **Volatile Organics by EPA 5035 Low - Westborough Lab** | | | | | | |
| n-Propylbenzene | ND | | ug/kg | 1.1 | 0.18 | 1 |
| 1,2,3-Trichlorobenzene | ND | | ug/kg | 2.1 | 0.34 | 1 |
| 1,2,4-Trichlorobenzene | ND | | ug/kg | 2.1 | 0.29 | 1 |
| 1,3,5-Trimethylbenzene | ND | | ug/kg | 2.1 | 0.20 | 1 |
| 1,2,4-Trimethylbenzene | ND | | ug/kg | 2.1 | 0.35 | 1 |
| 1,4-Dioxane | ND | | ug/kg | 85 | 37. | 1 |
| p-Diethylbenzene | ND | | ug/kg | 2.1 | 0.19 | 1 |
| p-Ethyltoluene | ND | | ug/kg | 2.1 | 0.41 | 1 |
| 1,2,4,5-Tetramethylbenzene | ND | | ug/kg | 2.1 | 0.20 | 1 |
| Ethyl ether | ND | | ug/kg | 2.1 | 0.36 | 1 |
| trans-1,4-Dichloro-2-butene | ND | | ug/kg | 5.3 | 1.5 | 1 |

Tentatively Identified Compounds

| | | | |
|---|---|---|---|
| No Tentatively Identified Compounds | ND | ug/kg | 1 |

| Surrogate | % Recovery | Qualifier | Acceptance Criteria |
|---|---|---|---|
| 1,2-Dichloroethane-d4 | 113 | | 70-130 |
| Toluene-d8 | 98 | | 70-130 |
| 4-Bromofluorobenzene | 97 | | 70-130 |
| Dibromofluoromethane | 106 | | 70-130 |

**Project Name:** 140 N MAIN ST
**Project Number:** 12166
**Lab Number:** L2160484
**Report Date:** 11/29/21

## SAMPLE RESULTS

Lab ID: L2160484-05
Client ID: SB-5 (8.5-9')
Sample Location: PORT CHESTER, NY

Date Collected: 11/03/21 13:20
Date Received: 11/03/21
Field Prep: Not Specified

Sample Depth:
Matrix: Soil
Analytical Method: 1,8260C
Analytical Date: 11/10/21 16:40
Analyst: AJK
Percent Solids: 82%

| Parameter | Result | Qualifier | Units | RL | MDL | Dilution Factor |
|---|---|---|---|---|---|---|
| **Volatile Organics by EPA 5035 Low - Westborough Lab** | | | | | | |
| Methylene chloride | ND | | ug/kg | 6.0 | 2.7 | 1 |
| 1,1-Dichloroethane | ND | | ug/kg | 1.2 | 0.17 | 1 |
| Chloroform | ND | | ug/kg | 1.8 | 0.17 | 1 |
| Carbon tetrachloride | ND | | ug/kg | 1.2 | 0.28 | 1 |
| 1,2-Dichloropropane | ND | | ug/kg | 1.2 | 0.15 | 1 |
| Dibromochloromethane | ND | | ug/kg | 1.2 | 0.17 | 1 |
| 1,1,2-Trichloroethane | ND | | ug/kg | 1.2 | 0.32 | 1 |
| Tetrachloroethene | ND | | ug/kg | 0.60 | 0.23 | 1 |
| Chlorobenzene | ND | | ug/kg | 0.60 | 0.15 | 1 |
| Trichlorofluoromethane | ND | | ug/kg | 4.8 | 0.83 | 1 |
| 1,2-Dichloroethane | ND | | ug/kg | 1.2 | 0.31 | 1 |
| 1,1,1-Trichloroethane | ND | | ug/kg | 0.60 | 0.20 | 1 |
| Bromodichloromethane | ND | | ug/kg | 0.60 | 0.13 | 1 |
| trans-1,3-Dichloropropene | ND | | ug/kg | 1.2 | 0.33 | 1 |
| cis-1,3-Dichloropropene | ND | | ug/kg | 0.60 | 0.19 | 1 |
| 1,3-Dichloropropene, Total | ND | | ug/kg | 0.60 | 0.19 | 1 |
| 1,1-Dichloropropene | ND | | ug/kg | 0.60 | 0.19 | 1 |
| Bromoform | ND | | ug/kg | 4.8 | 0.29 | 1 |
| 1,1,2,2-Tetrachloroethane | ND | | ug/kg | 0.60 | 0.20 | 1 |
| Benzene | ND | | ug/kg | 0.60 | 0.20 | 1 |
| Toluene | ND | | ug/kg | 1.2 | 0.65 | 1 |
| Ethylbenzene | ND | | ug/kg | 1.2 | 0.17 | 1 |
| Chloromethane | ND | | ug/kg | 4.8 | 1.1 | 1 |
| Bromomethane | ND | | ug/kg | 2.4 | 0.70 | 1 |
| Vinyl chloride | ND | | ug/kg | 1.2 | 0.40 | 1 |
| Chloroethane | ND | | ug/kg | 2.4 | 0.54 | 1 |
| 1,1-Dichloroethene | ND | | ug/kg | 1.2 | 0.28 | 1 |
| trans-1,2-Dichloroethene | ND | | ug/kg | 1.8 | 0.16 | 1 |

**Project Name:** 140 N MAIN ST **Lab Number:** L2160484

**Project Number:** 12166 **Report Date:** 11/29/21

**SAMPLE RESULTS**

Lab ID: L2160484-05 Date Collected: 11/03/21 13:20

Client ID: SB-5 (8.5-9') Date Received: 11/03/21

Sample Location: PORT CHESTER, NY Field Prep: Not Specified

Sample Depth:

| Parameter | Result | Qualifier | Units | RL | MDL | Dilution Factor |
|---|---|---|---|---|---|---|
| Volatile Organics by EPA 5035 Low - Westborough Lab | | | | | | |
| Trichloroethene | ND | | ug/kg | 0.60 | 0.16 | 1 |
| 1,2-Dichlorobenzene | ND | | ug/kg | 2.4 | 0.17 | 1 |
| 1,3-Dichlorobenzene | ND | | ug/kg | 2.4 | 0.18 | 1 |
| 1,4-Dichlorobenzene | ND | | ug/kg | 2.4 | 0.20 | 1 |
| Methyl tert butyl ether | ND | | ug/kg | 2.4 | 0.24 | 1 |
| p/m-Xylene | ND | | ug/kg | 2.4 | 0.67 | 1 |
| o-Xylene | ND | | ug/kg | 1.2 | 0.35 | 1 |
| Xylenes, Total | ND | | ug/kg | 1.2 | 0.35 | 1 |
| cis-1,2-Dichloroethene | ND | | ug/kg | 1.2 | 0.21 | 1 |
| 1,2-Dichloroethene, Total | ND | | ug/kg | 1.2 | 0.16 | 1 |
| Dibromomethane | ND | | ug/kg | 2.4 | 0.28 | 1 |
| Styrene | ND | | ug/kg | 1.2 | 0.23 | 1 |
| Dichlorodifluoromethane | ND | | ug/kg | 12 | 1.1 | 1 |
| Acetone | ND | | ug/kg | 12 | 5.8 | 1 |
| Carbon disulfide | ND | | ug/kg | 12 | 5.4 | 1 |
| 2-Butanone | ND | | ug/kg | 12 | 2.7 | 1 |
| Vinyl acetate | ND | | ug/kg | 12 | 2.6 | 1 |
| 4-Methyl-2-pentanone | ND | | ug/kg | 12 | 1.5 | 1 |
| 1,2,3-Trichloropropane | ND | | ug/kg | 2.4 | 0.15 | 1 |
| 2-Hexanone | ND | | ug/kg | 12 | 1.4 | 1 |
| Bromochloromethane | ND | | ug/kg | 2.4 | 0.24 | 1 |
| 2,2-Dichloropropane | ND | | ug/kg | 2.4 | 0.24 | 1 |
| 1,2-Dibromoethane | ND | | ug/kg | 1.2 | 0.33 | 1 |
| 1,3-Dichloropropane | ND | | ug/kg | 2.4 | 0.20 | 1 |
| 1,1,1,2-Tetrachloroethane | ND | | ug/kg | 0.60 | 0.16 | 1 |
| Bromobenzene | ND | | ug/kg | 2.4 | 0.17 | 1 |
| n-Butylbenzene | ND | | ug/kg | 1.2 | 0.20 | 1 |
| sec-Butylbenzene | ND | | ug/kg | 1.2 | 0.17 | 1 |
| tert-Butylbenzene | ND | | ug/kg | 2.4 | 0.14 | 1 |
| o-Chlorotoluene | ND | | ug/kg | 2.4 | 0.23 | 1 |
| p-Chlorotoluene | ND | | ug/kg | 2.4 | 0.13 | 1 |
| 1,2-Dibromo-3-chloropropane | ND | | ug/kg | 3.6 | 1.2 | 1 |
| Hexachlorobutadiene | ND | | ug/kg | 4.8 | 0.20 | 1 |
| Isopropylbenzene | ND | | ug/kg | 1.2 | 0.13 | 1 |
| p-Isopropyltoluene | ND | | ug/kg | 1.2 | 0.13 | 1 |
| Naphthalene | ND | | ug/kg | 4.8 | 0.78 | 1 |
| Acrylonitrile | ND | | ug/kg | 4.8 | 1.4 | 1 |

**Project Name:** 140 N MAIN ST **Lab Number:** L2160484

**Project Number:** 12166 **Report Date:** 11/29/21

## SAMPLE RESULTS

Lab ID: L2160484-05 Date Collected: 11/03/21 13:20

Client ID: SB-5 (8.5-9') Date Received: 11/03/21

Sample Location: PORT CHESTER, NY Field Prep: Not Specified

Sample Depth:

| Parameter | Result | Qualifier | Units | RL | MDL | Dilution Factor |
|---|---|---|---|---|---|---|
| **Volatile Organics by EPA 5035 Low - Westborough Lab** | | | | | | |
| n-Propylbenzene | ND | | ug/kg | 1.2 | 0.20 | 1 |
| 1,2,3-Trichlorobenzene | ND | | ug/kg | 2.4 | 0.38 | 1 |
| 1,2,4-Trichlorobenzene | ND | | ug/kg | 2.4 | 0.32 | 1 |
| 1,3,5-Trimethylbenzene | ND | | ug/kg | 2.4 | 0.23 | 1 |
| 1,2,4-Trimethylbenzene | ND | | ug/kg | 2.4 | 0.40 | 1 |
| 1,4-Dioxane | ND | | ug/kg | 96 | 42. | 1 |
| p-Diethylbenzene | ND | | ug/kg | 2.4 | 0.21 | 1 |
| p-Ethyltoluene | ND | | ug/kg | 2.4 | 0.46 | 1 |
| 1,2,4,5-Tetramethylbenzene | ND | | ug/kg | 2.4 | 0.23 | 1 |
| Ethyl ether | ND | | ug/kg | 2.4 | 0.41 | 1 |
| trans-1,4-Dichloro-2-butene | ND | | ug/kg | 6.0 | 1.7 | 1 |

Tentatively Identified Compounds

| | | | |
|---|---|---|---|
| No Tentatively Identified Compounds | ND | ug/kg | 1 |

| Surrogate | % Recovery | Qualifier | Acceptance Criteria |
|---|---|---|---|
| 1,2-Dichloroethane-d4 | 106 | | 70-130 |
| Toluene-d8 | 98 | | 70-130 |
| 4-Bromofluorobenzene | 95 | | 70-130 |
| Dibromofluoromethane | 105 | | 70-130 |

**Project Name:** 140 N MAIN ST
**Project Number:** 12166
**Lab Number:** L2160484
**Report Date:** 11/29/21

## SAMPLE RESULTS

Lab ID: L2160484-06 D
Client ID: TW-1
Sample Location: PORT CHESTER, NY

Date Collected: 11/03/21 12:20
Date Received: 11/03/21
Field Prep: Not Specified

Sample Depth:
Matrix: Water
Analytical Method: 1,8260C
Analytical Date: 11/10/21 04:13
Analyst: NLK

| Parameter | Result | Qualifier | Units | RL | MDL | Dilution Factor |
|---|---|---|---|---|---|---|
| **Volatile Organics by GC/MS - Westborough Lab** | | | | | | |
| Methylene chloride | ND | | ug/l | 10 | 2.8 | 4 |
| 1,1-Dichloroethane | ND | | ug/l | 10 | 2.8 | 4 |
| Chloroform | ND | | ug/l | 10 | 2.8 | 4 |
| Carbon tetrachloride | ND | | ug/l | 2.0 | 0.54 | 4 |
| 1,2-Dichloropropane | ND | | ug/l | 4.0 | 0.55 | 4 |
| Dibromochloromethane | ND | | ug/l | 2.0 | 0.60 | 4 |
| 1,1,2-Trichloroethane | ND | | ug/l | 6.0 | 2.0 | 4 |
| Tetrachloroethene | ND | | ug/l | 2.0 | 0.72 | 4 |
| Chlorobenzene | ND | | ug/l | 10 | 2.8 | 4 |
| Trichlorofluoromethane | ND | | ug/l | 10 | 2.8 | 4 |
| 1,2-Dichloroethane | ND | | ug/l | 2.0 | 0.53 | 4 |
| 1,1,1-Trichloroethane | ND | | ug/l | 10 | 2.8 | 4 |
| Bromodichloromethane | ND | | ug/l | 2.0 | 0.77 | 4 |
| trans-1,3-Dichloropropene | ND | | ug/l | 2.0 | 0.66 | 4 |
| cis-1,3-Dichloropropene | ND | | ug/l | 2.0 | 0.58 | 4 |
| 1,3-Dichloropropene, Total | ND | | ug/l | 2.0 | 0.58 | 4 |
| 1,1-Dichloropropene | ND | | ug/l | 10 | 2.8 | 4 |
| Bromoform | ND | | ug/l | 8.0 | 2.6 | 4 |
| 1,1,2,2-Tetrachloroethane | ND | | ug/l | 2.0 | 0.67 | 4 |
| Benzene | ND | | ug/l | 2.0 | 0.64 | 4 |
| Toluene | ND | | ug/l | 10 | 2.8 | 4 |
| Ethylbenzene | ND | | ug/l | 10 | 2.8 | 4 |
| Chloromethane | ND | | ug/l | 10 | 2.8 | 4 |
| Bromomethane | ND | | ug/l | 10 | 2.8 | 4 |
| Vinyl chloride | ND | | ug/l | 4.0 | 0.28 | 4 |
| Chloroethane | ND | | ug/l | 10 | 2.8 | 4 |
| 1,1-Dichloroethene | ND | | ug/l | 2.0 | 0.68 | 4 |
| trans-1,2-Dichloroethene | ND | | ug/l | 10 | 2.8 | 4 |

**Project Name:** 140 N MAIN ST **Lab Number:** L2160484

**Project Number:** 12166 **Report Date:** 11/29/21

## SAMPLE RESULTS

Lab ID: L2160484-06 D Date Collected: 11/03/21 12:20

Client ID: TW-1 Date Received: 11/03/21

Sample Location: PORT CHESTER, NY Field Prep: Not Specified

Sample Depth:

| Parameter | Result | Qualifier | Units | RL | MDL | Dilution Factor |
|---|---|---|---|---|---|---|
| **Volatile Organics by GC/MS - Westborough Lab** | | | | | | |
| Trichloroethene | ND | | ug/l | 2.0 | 0.70 | 4 |
| 1,2-Dichlorobenzene | ND | | ug/l | 10 | 2.8 | 4 |
| 1,3-Dichlorobenzene | ND | | ug/l | 10 | 2.8 | 4 |
| 1,4-Dichlorobenzene | ND | | ug/l | 10 | 2.8 | 4 |
| Methyl tert butyl ether | ND | | ug/l | 10 | 2.8 | 4 |
| p/m-Xylene | ND | | ug/l | 10 | 2.8 | 4 |
| o-Xylene | ND | | ug/l | 10 | 2.8 | 4 |
| Xylenes, Total | ND | | ug/l | 10 | 2.8 | 4 |
| cis-1,2-Dichloroethene | ND | | ug/l | 10 | 2.8 | 4 |
| 1,2-Dichloroethene, Total | ND | | ug/l | 10 | 2.8 | 4 |
| Dibromomethane | ND | | ug/l | 20 | 4.0 | 4 |
| 1,2,3-Trichloropropane | ND | | ug/l | 10 | 2.8 | 4 |
| Acrylonitrile | ND | | ug/l | 20 | 6.0 | 4 |
| Styrene | ND | | ug/l | 10 | 2.8 | 4 |
| Dichlorodifluoromethane | ND | | ug/l | 20 | 4.0 | 4 |
| Acetone | 21 | | ug/l | 20 | 5.8 | 4 |
| Carbon disulfide | ND | | ug/l | 20 | 4.0 | 4 |
| 2-Butanone | ND | | ug/l | 20 | 7.8 | 4 |
| Vinyl acetate | ND | | ug/l | 20 | 4.0 | 4 |
| 4-Methyl-2-pentanone | ND | | ug/l | 20 | 4.0 | 4 |
| 2-Hexanone | ND | | ug/l | 20 | 4.0 | 4 |
| Bromochloromethane | ND | | ug/l | 10 | 2.8 | 4 |
| 2,2-Dichloropropane | ND | | ug/l | 10 | 2.8 | 4 |
| 1,2-Dibromoethane | ND | | ug/l | 8.0 | 2.6 | 4 |
| 1,3-Dichloropropane | ND | | ug/l | 10 | 2.8 | 4 |
| 1,1,1,2-Tetrachloroethane | ND | | ug/l | 10 | 2.8 | 4 |
| Bromobenzene | ND | | ug/l | 10 | 2.8 | 4 |
| n-Butylbenzene | ND | | ug/l | 10 | 2.8 | 4 |
| sec-Butylbenzene | ND | | ug/l | 10 | 2.8 | 4 |
| tert-Butylbenzene | ND | | ug/l | 10 | 2.8 | 4 |
| o-Chlorotoluene | ND | | ug/l | 10 | 2.8 | 4 |
| p-Chlorotoluene | ND | | ug/l | 10 | 2.8 | 4 |
| 1,2-Dibromo-3-chloropropane | ND | | ug/l | 10 | 2.8 | 4 |
| Hexachlorobutadiene | ND | | ug/l | 10 | 2.8 | 4 |
| Isopropylbenzene | ND | | ug/l | 10 | 2.8 | 4 |
| p-Isopropyltoluene | ND | | ug/l | 10 | 2.8 | 4 |
| Naphthalene | ND | | ug/l | 10 | 2.8 | 4 |

**Project Name:** 140 N MAIN ST **Lab Number:** L2160484

**Project Number:** 12166 **Report Date:** 11/29/21

## SAMPLE RESULTS

Lab ID: L2160484-06 D
Client ID: TW-1
Sample Location: PORT CHESTER, NY

Date Collected: 11/03/21 12:20
Date Received: 11/03/21
Field Prep: Not Specified

Sample Depth:

| Parameter | Result | Qualifier | Units | RL | MDL | Dilution Factor |
|---|---|---|---|---|---|---|
| **Volatile Organics by GC/MS - Westborough Lab** | | | | | | |
| n-Propylbenzene | ND | | ug/l | 10 | 2.8 | 4 |
| 1,2,3-Trichlorobenzene | ND | | ug/l | 10 | 2.8 | 4 |
| 1,2,4-Trichlorobenzene | ND | | ug/l | 10 | 2.8 | 4 |
| 1,3,5-Trimethylbenzene | ND | | ug/l | 10 | 2.8 | 4 |
| 1,2,4-Trimethylbenzene | ND | | ug/l | 10 | 2.8 | 4 |
| 1,4-Dioxane | ND | | ug/l | 1000 | 240 | 4 |
| p-Diethylbenzene | ND | | ug/l | 8.0 | 2.8 | 4 |
| p-Ethyltoluene | ND | | ug/l | 8.0 | 2.8 | 4 |
| 1,2,4,5-Tetramethylbenzene | ND | | ug/l | 8.0 | 2.2 | 4 |
| Ethyl ether | ND | | ug/l | 10 | 2.8 | 4 |
| trans-1,4-Dichloro-2-butene | ND | | ug/l | 10 | 2.8 | 4 |

| Tentatively Identified Compounds | | | | |
|---|---|---|---|---|
| Total TIC Compounds | 15.6 | J | ug/l | 4 |
| Unknown | 4.60 | J | ug/l | 4 |
| Unknown Aromatic | 4.24 | J | ug/l | 4 |
| Unknown Aromatic | 6.76 | J | ug/l | 4 |

| Surrogate | % Recovery | Qualifier | Acceptance Criteria |
|---|---|---|---|
| 1,2-Dichloroethane-d4 | 95 | | 70-130 |
| Toluene-d8 | 102 | | 70-130 |
| 4-Bromofluorobenzene | 97 | | 70-130 |
| Dibromofluoromethane | 98 | | 70-130 |

**Project Name:** 140 N MAIN ST
**Project Number:** 12166
**Lab Number:** L2160484
**Report Date:** 11/29/21

## SAMPLE RESULTS

Lab ID: L2160484-07
Client ID: TW-3
Sample Location: PORT CHESTER, NY
Date Collected: 11/03/21 14:00
Date Received: 11/03/21
Field Prep: Not Specified

Sample Depth:
Matrix: Water
Analytical Method: 1,8260C
Analytical Date: 11/10/21 03:50
Analyst: NLK

| Parameter | Result | Qualifier | Units | RL | MDL | Dilution Factor |
|---|---|---|---|---|---|---|
| **Volatile Organics by GC/MS - Westborough Lab** | | | | | | |
| Methylene chloride | ND | | ug/l | 2.5 | 0.70 | 1 |
| 1,1-Dichloroethane | ND | | ug/l | 2.5 | 0.70 | 1 |
| Chloroform | ND | | ug/l | 2.5 | 0.70 | 1 |
| Carbon tetrachloride | ND | | ug/l | 0.50 | 0.13 | 1 |
| 1,2-Dichloropropane | ND | | ug/l | 1.0 | 0.14 | 1 |
| Dibromochloromethane | ND | | ug/l | 0.50 | 0.15 | 1 |
| 1,1,2-Trichloroethane | ND | | ug/l | 1.5 | 0.50 | 1 |
| Tetrachloroethene | 0.47 | J | ug/l | 0.50 | 0.18 | 1 |
| Chlorobenzene | ND | | ug/l | 2.5 | 0.70 | 1 |
| Trichlorofluoromethane | ND | | ug/l | 2.5 | 0.70 | 1 |
| 1,2-Dichloroethane | ND | | ug/l | 0.50 | 0.13 | 1 |
| 1,1,1-Trichloroethane | ND | | ug/l | 2.5 | 0.70 | 1 |
| Bromodichloromethane | ND | | ug/l | 0.50 | 0.19 | 1 |
| trans-1,3-Dichloropropene | ND | | ug/l | 0.50 | 0.16 | 1 |
| cis-1,3-Dichloropropene | ND | | ug/l | 0.50 | 0.14 | 1 |
| 1,3-Dichloropropene, Total | ND | | ug/l | 0.50 | 0.14 | 1 |
| 1,1-Dichloropropene | ND | | ug/l | 2.5 | 0.70 | 1 |
| Bromoform | ND | | ug/l | 2.0 | 0.65 | 1 |
| 1,1,2,2-Tetrachloroethane | ND | | ug/l | 0.50 | 0.17 | 1 |
| Benzene | ND | | ug/l | 0.50 | 0.16 | 1 |
| Toluene | ND | | ug/l | 2.5 | 0.70 | 1 |
| Ethylbenzene | ND | | ug/l | 2.5 | 0.70 | 1 |
| Chloromethane | ND | | ug/l | 2.5 | 0.70 | 1 |
| Bromomethane | ND | | ug/l | 2.5 | 0.70 | 1 |
| Vinyl chloride | ND | | ug/l | 1.0 | 0.07 | 1 |
| Chloroethane | ND | | ug/l | 2.5 | 0.70 | 1 |
| 1,1-Dichloroethene | ND | | ug/l | 0.50 | 0.17 | 1 |
| trans-1,2-Dichloroethene | ND | | ug/l | 2.5 | 0.70 | 1 |

**Project Name:** 140 N MAIN ST **Lab Number:** L2160484

**Project Number:** 12166 **Report Date:** 11/29/21

## SAMPLE RESULTS

Lab ID: L2160484-07 Date Collected: 11/03/21 14:00

Client ID: TW-3 Date Received: 11/03/21

Sample Location: PORT CHESTER, NY Field Prep: Not Specified

Sample Depth:

| Parameter | Result | Qualifier | Units | RL | MDL | Dilution Factor |
|---|---|---|---|---|---|---|
| Volatile Organics by GC/MS - Westborough Lab | | | | | | |
| Trichloroethene | 0.39 | J | ug/l | 0.50 | 0.18 | 1 |
| 1,2-Dichlorobenzene | ND | | ug/l | 2.5 | 0.70 | 1 |
| 1,3-Dichlorobenzene | ND | | ug/l | 2.5 | 0.70 | 1 |
| 1,4-Dichlorobenzene | ND | | ug/l | 2.5 | 0.70 | 1 |
| Methyl tert butyl ether | ND | | ug/l | 2.5 | 0.70 | 1 |
| p/m-Xylene | ND | | ug/l | 2.5 | 0.70 | 1 |
| o-Xylene | ND | | ug/l | 2.5 | 0.70 | 1 |
| Xylenes, Total | ND | | ug/l | 2.5 | 0.70 | 1 |
| cis-1,2-Dichloroethene | ND | | ug/l | 2.5 | 0.70 | 1 |
| 1,2-Dichloroethene, Total | ND | | ug/l | 2.5 | 0.70 | 1 |
| Dibromomethane | ND | | ug/l | 5.0 | 1.0 | 1 |
| 1,2,3-Trichloropropane | ND | | ug/l | 2.5 | 0.70 | 1 |
| Acrylonitrile | ND | | ug/l | 5.0 | 1.5 | 1 |
| Styrene | ND | | ug/l | 2.5 | 0.70 | 1 |
| Dichlorodifluoromethane | ND | | ug/l | 5.0 | 1.0 | 1 |
| Acetone | ND | | ug/l | 5.0 | 1.5 | 1 |
| Carbon disulfide | ND | | ug/l | 5.0 | 1.0 | 1 |
| 2-Butanone | ND | | ug/l | 5.0 | 1.9 | 1 |
| Vinyl acetate | ND | | ug/l | 5.0 | 1.0 | 1 |
| 4-Methyl-2-pentanone | ND | | ug/l | 5.0 | 1.0 | 1 |
| 2-Hexanone | ND | | ug/l | 5.0 | 1.0 | 1 |
| Bromochloromethane | ND | | ug/l | 2.5 | 0.70 | 1 |
| 2,2-Dichloropropane | ND | | ug/l | 2.5 | 0.70 | 1 |
| 1,2-Dibromoethane | ND | | ug/l | 2.0 | 0.65 | 1 |
| 1,3-Dichloropropane | ND | | ug/l | 2.5 | 0.70 | 1 |
| 1,1,1,2-Tetrachloroethane | ND | | ug/l | 2.5 | 0.70 | 1 |
| Bromobenzene | ND | | ug/l | 2.5 | 0.70 | 1 |
| n-Butylbenzene | ND | | ug/l | 2.5 | 0.70 | 1 |
| sec-Butylbenzene | ND | | ug/l | 2.5 | 0.70 | 1 |
| tert-Butylbenzene | ND | | ug/l | 2.5 | 0.70 | 1 |
| o-Chlorotoluene | ND | | ug/l | 2.5 | 0.70 | 1 |
| p-Chlorotoluene | ND | | ug/l | 2.5 | 0.70 | 1 |
| 1,2-Dibromo-3-chloropropane | ND | | ug/l | 2.5 | 0.70 | 1 |
| Hexachlorobutadiene | ND | | ug/l | 2.5 | 0.70 | 1 |
| Isopropylbenzene | ND | | ug/l | 2.5 | 0.70 | 1 |
| p-Isopropyltoluene | ND | | ug/l | 2.5 | 0.70 | 1 |
| Naphthalene | ND | | ug/l | 2.5 | 0.70 | 1 |

**Project Name:** 140 N MAIN ST **Lab Number:** L2160484

**Project Number:** 12166 **Report Date:** 11/29/21

## SAMPLE RESULTS

Lab ID: L2160484-07 Date Collected: 11/03/21 14:00

Client ID: TW-3 Date Received: 11/03/21

Sample Location: PORT CHESTER, NY Field Prep: Not Specified

Sample Depth:

| Parameter | Result | Qualifier | Units | RL | MDL | Dilution Factor |
|---|---|---|---|---|---|---|
| **Volatile Organics by GC/MS - Westborough Lab** | | | | | | |
| n-Propylbenzene | ND | | ug/l | 2.5 | 0.70 | 1 |
| 1,2,3-Trichlorobenzene | ND | | ug/l | 2.5 | 0.70 | 1 |
| 1,2,4-Trichlorobenzene | ND | | ug/l | 2.5 | 0.70 | 1 |
| 1,3,5-Trimethylbenzene | ND | | ug/l | 2.5 | 0.70 | 1 |
| 1,2,4-Trimethylbenzene | ND | | ug/l | 2.5 | 0.70 | 1 |
| 1,4-Dioxane | ND | | ug/l | 250 | 61. | 1 |
| p-Diethylbenzene | ND | | ug/l | 2.0 | 0.70 | 1 |
| p-Ethyltoluene | ND | | ug/l | 2.0 | 0.70 | 1 |
| 1,2,4,5-Tetramethylbenzene | ND | | ug/l | 2.0 | 0.54 | 1 |
| Ethyl ether | ND | | ug/l | 2.5 | 0.70 | 1 |
| trans-1,4-Dichloro-2-butene | ND | | ug/l | 2.5 | 0.70 | 1 |

Tentatively Identified Compounds

| | | | |
|---|---|---|---|
| No Tentatively Identified Compounds | ND | ug/l | 1 |

| Surrogate | % Recovery | Qualifier | Acceptance Criteria |
|---|---|---|---|
| 1,2-Dichloroethane-d4 | 94 | | 70-130 |
| Toluene-d8 | 103 | | 70-130 |
| 4-Bromofluorobenzene | 96 | | 70-130 |
| Dibromofluoromethane | 99 | | 70-130 |

**Project Name:** 140 N MAIN ST
**Project Number:** 12166
**Lab Number:** L2160484
**Report Date:** 11/29/21

## SAMPLE RESULTS

Lab ID: L2160484-08
Client ID: TRIP BLANK
Sample Location: PORT CHESTER, NY
Date Collected: 11/03/21 00:00
Date Received: 11/03/21
Field Prep: Not Specified

Sample Depth:
Matrix: Water
Analytical Method: 1,8260C
Analytical Date: 11/08/21 21:14
Analyst: PD

| Parameter | Result | Qualifier | Units | RL | MDL | Dilution Factor |
|---|---|---|---|---|---|---|
| **Volatile Organics by GC/MS - Westborough Lab** | | | | | | |
| Methylene chloride | ND | | ug/l | 2.5 | 0.70 | 1 |
| 1,1-Dichloroethane | ND | | ug/l | 2.5 | 0.70 | 1 |
| Chloroform | ND | | ug/l | 2.5 | 0.70 | 1 |
| Carbon tetrachloride | ND | | ug/l | 0.50 | 0.13 | 1 |
| 1,2-Dichloropropane | ND | | ug/l | 1.0 | 0.14 | 1 |
| Dibromochloromethane | ND | | ug/l | 0.50 | 0.15 | 1 |
| 1,1,2-Trichloroethane | ND | | ug/l | 1.5 | 0.50 | 1 |
| Tetrachloroethene | ND | | ug/l | 0.50 | 0.18 | 1 |
| Chlorobenzene | ND | | ug/l | 2.5 | 0.70 | 1 |
| Trichlorofluoromethane | ND | | ug/l | 2.5 | 0.70 | 1 |
| 1,2-Dichloroethane | ND | | ug/l | 0.50 | 0.13 | 1 |
| 1,1,1-Trichloroethane | ND | | ug/l | 2.5 | 0.70 | 1 |
| Bromodichloromethane | ND | | ug/l | 0.50 | 0.19 | 1 |
| trans-1,3-Dichloropropene | ND | | ug/l | 0.50 | 0.16 | 1 |
| cis-1,3-Dichloropropene | ND | | ug/l | 0.50 | 0.14 | 1 |
| 1,3-Dichloropropene, Total | ND | | ug/l | 0.50 | 0.14 | 1 |
| 1,1-Dichloropropene | ND | | ug/l | 2.5 | 0.70 | 1 |
| Bromoform | ND | | ug/l | 2.0 | 0.65 | 1 |
| 1,1,2,2-Tetrachloroethane | ND | | ug/l | 0.50 | 0.17 | 1 |
| Benzene | ND | | ug/l | 0.50 | 0.16 | 1 |
| Toluene | ND | | ug/l | 2.5 | 0.70 | 1 |
| Ethylbenzene | ND | | ug/l | 2.5 | 0.70 | 1 |
| Chloromethane | ND | | ug/l | 2.5 | 0.70 | 1 |
| Bromomethane | ND | | ug/l | 2.5 | 0.70 | 1 |
| Vinyl chloride | ND | | ug/l | 1.0 | 0.07 | 1 |
| Chloroethane | ND | | ug/l | 2.5 | 0.70 | 1 |
| 1,1-Dichloroethene | ND | | ug/l | 0.50 | 0.17 | 1 |
| trans-1,2-Dichloroethene | ND | | ug/l | 2.5 | 0.70 | 1 |

**Project Name:** 140 N MAIN ST **Lab Number:** L2160484

**Project Number:** 12166 **Report Date:** 11/29/21

## SAMPLE RESULTS

Lab ID: L2160484-08 Date Collected: 11/03/21 00:00

Client ID: TRIP BLANK Date Received: 11/03/21

Sample Location: PORT CHESTER, NY Field Prep: Not Specified

Sample Depth:

| Parameter | Result | Qualifier | Units | RL | MDL | Dilution Factor |
|---|---|---|---|---|---|---|
| Volatile Organics by GC/MS - Westborough Lab | | | | | | |
| Trichloroethene | ND | | ug/l | 0.50 | 0.18 | 1 |
| 1,2-Dichlorobenzene | ND | | ug/l | 2.5 | 0.70 | 1 |
| 1,3-Dichlorobenzene | ND | | ug/l | 2.5 | 0.70 | 1 |
| 1,4-Dichlorobenzene | ND | | ug/l | 2.5 | 0.70 | 1 |
| Methyl tert butyl ether | ND | | ug/l | 2.5 | 0.70 | 1 |
| p/m-Xylene | ND | | ug/l | 2.5 | 0.70 | 1 |
| o-Xylene | ND | | ug/l | 2.5 | 0.70 | 1 |
| Xylenes, Total | ND | | ug/l | 2.5 | 0.70 | 1 |
| cis-1,2-Dichloroethene | ND | | ug/l | 2.5 | 0.70 | 1 |
| 1,2-Dichloroethene, Total | ND | | ug/l | 2.5 | 0.70 | 1 |
| Dibromomethane | ND | | ug/l | 5.0 | 1.0 | 1 |
| 1,2,3-Trichloropropane | ND | | ug/l | 2.5 | 0.70 | 1 |
| Acrylonitrile | ND | | ug/l | 5.0 | 1.5 | 1 |
| Styrene | ND | | ug/l | 2.5 | 0.70 | 1 |
| Dichlorodifluoromethane | ND | | ug/l | 5.0 | 1.0 | 1 |
| Acetone | ND | | ug/l | 5.0 | 1.5 | 1 |
| Carbon disulfide | ND | | ug/l | 5.0 | 1.0 | 1 |
| 2-Butanone | ND | | ug/l | 5.0 | 1.9 | 1 |
| Vinyl acetate | ND | | ug/l | 5.0 | 1.0 | 1 |
| 4-Methyl-2-pentanone | ND | | ug/l | 5.0 | 1.0 | 1 |
| 2-Hexanone | ND | | ug/l | 5.0 | 1.0 | 1 |
| Bromochloromethane | ND | | ug/l | 2.5 | 0.70 | 1 |
| 2,2-Dichloropropane | ND | | ug/l | 2.5 | 0.70 | 1 |
| 1,2-Dibromoethane | ND | | ug/l | 2.0 | 0.65 | 1 |
| 1,3-Dichloropropane | ND | | ug/l | 2.5 | 0.70 | 1 |
| 1,1,1,2-Tetrachloroethane | ND | | ug/l | 2.5 | 0.70 | 1 |
| Bromobenzene | ND | | ug/l | 2.5 | 0.70 | 1 |
| n-Butylbenzene | ND | | ug/l | 2.5 | 0.70 | 1 |
| sec-Butylbenzene | ND | | ug/l | 2.5 | 0.70 | 1 |
| tert-Butylbenzene | ND | | ug/l | 2.5 | 0.70 | 1 |
| o-Chlorotoluene | ND | | ug/l | 2.5 | 0.70 | 1 |
| p-Chlorotoluene | ND | | ug/l | 2.5 | 0.70 | 1 |
| 1,2-Dibromo-3-chloropropane | ND | | ug/l | 2.5 | 0.70 | 1 |
| Hexachlorobutadiene | ND | | ug/l | 2.5 | 0.70 | 1 |
| Isopropylbenzene | ND | | ug/l | 2.5 | 0.70 | 1 |
| p-Isopropyltoluene | ND | | ug/l | 2.5 | 0.70 | 1 |
| Naphthalene | ND | | ug/l | 2.5 | 0.70 | 1 |

**Project Name:** 140 N MAIN ST **Lab Number:** L2160484

**Project Number:** 12166 **Report Date:** 11/29/21

## SAMPLE RESULTS

Lab ID: L2160484-08 Date Collected: 11/03/21 00:00

Client ID: TRIP BLANK Date Received: 11/03/21

Sample Location: PORT CHESTER, NY Field Prep: Not Specified

Sample Depth:

| Parameter | Result | Qualifier | Units | RL | MDL | Dilution Factor |
|---|---|---|---|---|---|---|
| **Volatile Organics by GC/MS - Westborough Lab** | | | | | | |
| n-Propylbenzene | ND | | ug/l | 2.5 | 0.70 | 1 |
| 1,2,3-Trichlorobenzene | ND | | ug/l | 2.5 | 0.70 | 1 |
| 1,2,4-Trichlorobenzene | ND | | ug/l | 2.5 | 0.70 | 1 |
| 1,3,5-Trimethylbenzene | ND | | ug/l | 2.5 | 0.70 | 1 |
| 1,2,4-Trimethylbenzene | ND | | ug/l | 2.5 | 0.70 | 1 |
| 1,4-Dioxane | ND | | ug/l | 250 | 61. | 1 |
| p-Diethylbenzene | ND | | ug/l | 2.0 | 0.70 | 1 |
| p-Ethyltoluene | ND | | ug/l | 2.0 | 0.70 | 1 |
| 1,2,4,5-Tetramethylbenzene | ND | | ug/l | 2.0 | 0.54 | 1 |
| Ethyl ether | ND | | ug/l | 2.5 | 0.70 | 1 |
| trans-1,4-Dichloro-2-butene | ND | | ug/l | 2.5 | 0.70 | 1 |

Tentatively Identified Compounds

| | | | |
|---|---|---|---|
| No Tentatively Identified Compounds | ND | ug/l | 1 |

| Surrogate | % Recovery | Qualifier | Acceptance Criteria |
|---|---|---|---|
| 1,2-Dichloroethane-d4 | 102 | | 70-130 |
| Toluene-d8 | 103 | | 70-130 |
| 4-Bromofluorobenzene | 106 | | 70-130 |
| Dibromofluoromethane | 105 | | 70-130 |

**Project Name:** 140 N MAIN ST
**Project Number:** 12166
**Lab Number:** L2160484
**Report Date:** 11/29/21

# Method Blank Analysis
## Batch Quality Control

Analytical Method: 1,8260C
Analytical Date: 11/08/21 20:54
Analyst: PD

| Parameter | Result | Qualifier | Units | RL | MDL |
|---|---|---|---|---|---|
| Volatile Organics by GC/MS - Westborough Lab for sample(s): 08 Batch: WG1569099-5 | | | | | |
| Methylene chloride | ND | | ug/l | 2.5 | 0.70 |
| 1,1-Dichloroethane | ND | | ug/l | 2.5 | 0.70 |
| Chloroform | ND | | ug/l | 2.5 | 0.70 |
| Carbon tetrachloride | ND | | ug/l | 0.50 | 0.13 |
| 1,2-Dichloropropane | ND | | ug/l | 1.0 | 0.14 |
| Dibromochloromethane | ND | | ug/l | 0.50 | 0.15 |
| 1,1,2-Trichloroethane | ND | | ug/l | 1.5 | 0.50 |
| Tetrachloroethene | ND | | ug/l | 0.50 | 0.18 |
| Chlorobenzene | ND | | ug/l | 2.5 | 0.70 |
| Trichlorofluoromethane | ND | | ug/l | 2.5 | 0.70 |
| 1,2-Dichloroethane | ND | | ug/l | 0.50 | 0.13 |
| 1,1,1-Trichloroethane | ND | | ug/l | 2.5 | 0.70 |
| Bromodichloromethane | ND | | ug/l | 0.50 | 0.19 |
| trans-1,3-Dichloropropene | ND | | ug/l | 0.50 | 0.16 |
| cis-1,3-Dichloropropene | ND | | ug/l | 0.50 | 0.14 |
| 1,3-Dichloropropene, Total | ND | | ug/l | 0.50 | 0.14 |
| 1,1-Dichloropropene | ND | | ug/l | 2.5 | 0.70 |
| Bromoform | ND | | ug/l | 2.0 | 0.65 |
| 1,1,2,2-Tetrachloroethane | ND | | ug/l | 0.50 | 0.17 |
| Benzene | ND | | ug/l | 0.50 | 0.16 |
| Toluene | ND | | ug/l | 2.5 | 0.70 |
| Ethylbenzene | ND | | ug/l | 2.5 | 0.70 |
| Chloromethane | ND | | ug/l | 2.5 | 0.70 |
| Bromomethane | ND | | ug/l | 2.5 | 0.70 |
| Vinyl chloride | ND | | ug/l | 1.0 | 0.07 |
| Chloroethane | ND | | ug/l | 2.5 | 0.70 |
| 1,1-Dichloroethene | ND | | ug/l | 0.50 | 0.17 |
| trans-1,2-Dichloroethene | ND | | ug/l | 2.5 | 0.70 |
| Trichloroethene | ND | | ug/l | 0.50 | 0.18 |

**Project Name:** 140 N MAIN ST
**Project Number:** 12166
**Lab Number:** L2160484
**Report Date:** 11/29/21

# Method Blank Analysis
## Batch Quality Control

Analytical Method: 1,8260C
Analytical Date: 11/08/21 20:54
Analyst: PD

| Parameter | Result | Qualifier | Units | RL | MDL |
|---|---|---|---|---|---|
| Volatile Organics by GC/MS - Westborough Lab for sample(s): 08 Batch: WG1569099-5 | | | | | |
| 1,2-Dichlorobenzene | ND | | ug/l | 2.5 | 0.70 |
| 1,3-Dichlorobenzene | ND | | ug/l | 2.5 | 0.70 |
| 1,4-Dichlorobenzene | ND | | ug/l | 2.5 | 0.70 |
| Methyl tert butyl ether | ND | | ug/l | 2.5 | 0.70 |
| p/m-Xylene | ND | | ug/l | 2.5 | 0.70 |
| o-Xylene | ND | | ug/l | 2.5 | 0.70 |
| Xylenes, Total | ND | | ug/l | 2.5 | 0.70 |
| cis-1,2-Dichloroethene | ND | | ug/l | 2.5 | 0.70 |
| 1,2-Dichloroethene, Total | ND | | ug/l | 2.5 | 0.70 |
| Dibromomethane | ND | | ug/l | 5.0 | 1.0 |
| 1,2,3-Trichloropropane | ND | | ug/l | 2.5 | 0.70 |
| Acrylonitrile | ND | | ug/l | 5.0 | 1.5 |
| Styrene | ND | | ug/l | 2.5 | 0.70 |
| Dichlorodifluoromethane | ND | | ug/l | 5.0 | 1.0 |
| Acetone | ND | | ug/l | 5.0 | 1.5 |
| Carbon disulfide | ND | | ug/l | 5.0 | 1.0 |
| 2-Butanone | ND | | ug/l | 5.0 | 1.9 |
| Vinyl acetate | ND | | ug/l | 5.0 | 1.0 |
| 4-Methyl-2-pentanone | ND | | ug/l | 5.0 | 1.0 |
| 2-Hexanone | ND | | ug/l | 5.0 | 1.0 |
| Bromochloromethane | ND | | ug/l | 2.5 | 0.70 |
| 2,2-Dichloropropane | ND | | ug/l | 2.5 | 0.70 |
| 1,2-Dibromoethane | ND | | ug/l | 2.0 | 0.65 |
| 1,3-Dichloropropane | ND | | ug/l | 2.5 | 0.70 |
| 1,1,1,2-Tetrachloroethane | ND | | ug/l | 2.5 | 0.70 |
| Bromobenzene | ND | | ug/l | 2.5 | 0.70 |
| n-Butylbenzene | ND | | ug/l | 2.5 | 0.70 |
| sec-Butylbenzene | ND | | ug/l | 2.5 | 0.70 |
| tert-Butylbenzene | ND | | ug/l | 2.5 | 0.70 |

**Project Name:** 140 N MAIN ST
**Project Number:** 12166
**Lab Number:** L2160484
**Report Date:** 11/29/21

# Method Blank Analysis
## Batch Quality Control

Analytical Method: 1,8260C
Analytical Date: 11/08/21 20:54
Analyst: PD

| Parameter | Result | Qualifier | Units | RL | MDL |
|---|---|---|---|---|---|
| Volatile Organics by GC/MS - Westborough Lab for sample(s): 08 Batch: WG1569099-5 | | | | | |
| o-Chlorotoluene | ND | | ug/l | 2.5 | 0.70 |
| p-Chlorotoluene | ND | | ug/l | 2.5 | 0.70 |
| 1,2-Dibromo-3-chloropropane | ND | | ug/l | 2.5 | 0.70 |
| Hexachlorobutadiene | ND | | ug/l | 2.5 | 0.70 |
| Isopropylbenzene | ND | | ug/l | 2.5 | 0.70 |
| p-Isopropyltoluene | ND | | ug/l | 2.5 | 0.70 |
| Naphthalene | ND | | ug/l | 2.5 | 0.70 |
| n-Propylbenzene | ND | | ug/l | 2.5 | 0.70 |
| 1,2,3-Trichlorobenzene | ND | | ug/l | 2.5 | 0.70 |
| 1,2,4-Trichlorobenzene | ND | | ug/l | 2.5 | 0.70 |
| 1,3,5-Trimethylbenzene | ND | | ug/l | 2.5 | 0.70 |
| 1,2,4-Trimethylbenzene | ND | | ug/l | 2.5 | 0.70 |
| 1,4-Dioxane | ND | | ug/l | 250 | 61. |
| p-Diethylbenzene | ND | | ug/l | 2.0 | 0.70 |
| p-Ethyltoluene | ND | | ug/l | 2.0 | 0.70 |
| 1,2,4,5-Tetramethylbenzene | ND | | ug/l | 2.0 | 0.54 |
| Ethyl ether | ND | | ug/l | 2.5 | 0.70 |
| trans-1,4-Dichloro-2-butene | ND | | ug/l | 2.5 | 0.70 |

Tentatively Identified Compounds

| | | |
|---|---|---|
| No Tentatively Identified Compounds | ND | ug/l |

**Project Name:** 140 N MAIN ST
**Project Number:** 12166
**Lab Number:** L2160484
**Report Date:** 11/29/21

# Method Blank Analysis
## Batch Quality Control

Analytical Method: 1,8260C
Analytical Date: 11/08/21 20:54
Analyst: PD

| Parameter | Result | Qualifier | Units | RL | MDL |
|---|---|---|---|---|---|
| Volatile Organics by GC/MS - Westborough Lab for sample(s): 08 Batch: WG1569099-5 | | | | | |

| Surrogate | %Recovery | Qualifier | Acceptance Criteria |
|---|---|---|---|
| 1,2-Dichloroethane-d4 | 100 | | 70-130 |
| Toluene-d8 | 103 | | 70-130 |
| 4-Bromofluorobenzene | 104 | | 70-130 |
| Dibromofluoromethane | 107 | | 70-130 |

**Project Name:** 140 N MAIN ST
**Project Number:** 12166
**Lab Number:** L2160484
**Report Date:** 11/29/21

# Method Blank Analysis
## Batch Quality Control

Analytical Method: 1,8260C
Analytical Date: 11/10/21 07:53
Analyst: MV

| Parameter | Result | Qualifier | Units | RL | MDL |
|---|---|---|---|---|---|
| Volatile Organics by EPA 5035 Low - Westborough Lab for sample(s): 01-05 Batch: WG1569653-5 | | | | | |
| Methylene chloride | ND | | ug/kg | 5.0 | 2.3 |
| 1,1-Dichloroethane | ND | | ug/kg | 1.0 | 0.14 |
| Chloroform | ND | | ug/kg | 1.5 | 0.14 |
| Carbon tetrachloride | ND | | ug/kg | 1.0 | 0.23 |
| 1,2-Dichloropropane | ND | | ug/kg | 1.0 | 0.12 |
| Dibromochloromethane | ND | | ug/kg | 1.0 | 0.14 |
| 1,1,2-Trichloroethane | ND | | ug/kg | 1.0 | 0.27 |
| Tetrachloroethene | ND | | ug/kg | 0.50 | 0.20 |
| Chlorobenzene | ND | | ug/kg | 0.50 | 0.13 |
| Trichlorofluoromethane | ND | | ug/kg | 4.0 | 0.70 |
| 1,2-Dichloroethane | ND | | ug/kg | 1.0 | 0.26 |
| 1,1,1-Trichloroethane | ND | | ug/kg | 0.50 | 0.17 |
| Bromodichloromethane | ND | | ug/kg | 0.50 | 0.11 |
| trans-1,3-Dichloropropene | ND | | ug/kg | 1.0 | 0.27 |
| cis-1,3-Dichloropropene | ND | | ug/kg | 0.50 | 0.16 |
| 1,3-Dichloropropene, Total | ND | | ug/kg | 0.50 | 0.16 |
| 1,1-Dichloropropene | ND | | ug/kg | 0.50 | 0.16 |
| Bromoform | ND | | ug/kg | 4.0 | 0.25 |
| 1,1,2,2-Tetrachloroethane | ND | | ug/kg | 0.50 | 0.17 |
| Benzene | ND | | ug/kg | 0.50 | 0.17 |
| Toluene | ND | | ug/kg | 1.0 | 0.54 |
| Ethylbenzene | ND | | ug/kg | 1.0 | 0.14 |
| Chloromethane | ND | | ug/kg | 4.0 | 0.93 |
| Bromomethane | ND | | ug/kg | 2.0 | 0.58 |
| Vinyl chloride | ND | | ug/kg | 1.0 | 0.34 |
| Chloroethane | ND | | ug/kg | 2.0 | 0.45 |
| 1,1-Dichloroethene | ND | | ug/kg | 1.0 | 0.24 |
| trans-1,2-Dichloroethene | ND | | ug/kg | 1.5 | 0.14 |
| Trichloroethene | ND | | ug/kg | 0.50 | 0.14 |

**Project Name:** 140 N MAIN ST
**Project Number:** 12166
**Lab Number:** L2160484
**Report Date:** 11/29/21

# Method Blank Analysis
## Batch Quality Control

Analytical Method: 1,8260C
Analytical Date: 11/10/21 07:53
Analyst: MV

| Parameter | Result | Qualifier | Units | RL | MDL |
|---|---|---|---|---|---|
| Volatile Organics by EPA 5035 Low - Westborough Lab for sample(s): 01-05 Batch: WG1569653-5 | | | | | |
| 1,2-Dichlorobenzene | ND | | ug/kg | 2.0 | 0.14 |
| 1,3-Dichlorobenzene | ND | | ug/kg | 2.0 | 0.15 |
| 1,4-Dichlorobenzene | ND | | ug/kg | 2.0 | 0.17 |
| Methyl tert butyl ether | ND | | ug/kg | 2.0 | 0.20 |
| p/m-Xylene | ND | | ug/kg | 2.0 | 0.56 |
| o-Xylene | ND | | ug/kg | 1.0 | 0.29 |
| Xylenes, Total | ND | | ug/kg | 1.0 | 0.29 |
| cis-1,2-Dichloroethene | ND | | ug/kg | 1.0 | 0.18 |
| 1,2-Dichloroethene, Total | ND | | ug/kg | 1.0 | 0.14 |
| Dibromomethane | ND | | ug/kg | 2.0 | 0.24 |
| Styrene | ND | | ug/kg | 1.0 | 0.20 |
| Dichlorodifluoromethane | ND | | ug/kg | 10 | 0.92 |
| Acetone | ND | | ug/kg | 10 | 4.8 |
| Carbon disulfide | ND | | ug/kg | 10 | 4.6 |
| 2-Butanone | ND | | ug/kg | 10 | 2.2 |
| Vinyl acetate | ND | | ug/kg | 10 | 2.2 |
| 4-Methyl-2-pentanone | ND | | ug/kg | 10 | 1.3 |
| 1,2,3-Trichloropropane | ND | | ug/kg | 2.0 | 0.13 |
| 2-Hexanone | ND | | ug/kg | 10 | 1.2 |
| Bromochloromethane | ND | | ug/kg | 2.0 | 0.20 |
| 2,2-Dichloropropane | ND | | ug/kg | 2.0 | 0.20 |
| 1,2-Dibromoethane | ND | | ug/kg | 1.0 | 0.28 |
| 1,3-Dichloropropane | ND | | ug/kg | 2.0 | 0.17 |
| 1,1,1,2-Tetrachloroethane | ND | | ug/kg | 0.50 | 0.13 |
| Bromobenzene | ND | | ug/kg | 2.0 | 0.14 |
| n-Butylbenzene | ND | | ug/kg | 1.0 | 0.17 |
| sec-Butylbenzene | ND | | ug/kg | 1.0 | 0.15 |
| tert-Butylbenzene | ND | | ug/kg | 2.0 | 0.12 |
| o-Chlorotoluene | ND | | ug/kg | 2.0 | 0.19 |

**Project Name:** 140 N MAIN ST
**Project Number:** 12166
**Lab Number:** L2160484
**Report Date:** 11/29/21

# Method Blank Analysis
## Batch Quality Control

Analytical Method: 1,8260C
Analytical Date: 11/10/21 07:53
Analyst: MV

| Parameter | Result | Qualifier | Units | RL | MDL |
|---|---|---|---|---|---|
| Volatile Organics by EPA 5035 Low - Westborough Lab for sample(s): 01-05 Batch: WG1569653-5 | | | | | |
| p-Chlorotoluene | ND | | ug/kg | 2.0 | 0.11 |
| 1,2-Dibromo-3-chloropropane | ND | | ug/kg | 3.0 | 1.0 |
| Hexachlorobutadiene | ND | | ug/kg | 4.0 | 0.17 |
| Isopropylbenzene | ND | | ug/kg | 1.0 | 0.11 |
| p-Isopropyltoluene | ND | | ug/kg | 1.0 | 0.11 |
| Naphthalene | ND | | ug/kg | 4.0 | 0.65 |
| Acrylonitrile | ND | | ug/kg | 4.0 | 1.2 |
| n-Propylbenzene | ND | | ug/kg | 1.0 | 0.17 |
| 1,2,3-Trichlorobenzene | ND | | ug/kg | 2.0 | 0.32 |
| 1,2,4-Trichlorobenzene | ND | | ug/kg | 2.0 | 0.27 |
| 1,3,5-Trimethylbenzene | ND | | ug/kg | 2.0 | 0.19 |
| 1,2,4-Trimethylbenzene | ND | | ug/kg | 2.0 | 0.33 |
| 1,4-Dioxane | ND | | ug/kg | 80 | 35. |
| p-Diethylbenzene | ND | | ug/kg | 2.0 | 0.18 |
| p-Ethyltoluene | ND | | ug/kg | 2.0 | 0.38 |
| 1,2,4,5-Tetramethylbenzene | ND | | ug/kg | 2.0 | 0.19 |
| Ethyl ether | ND | | ug/kg | 2.0 | 0.34 |
| trans-1,4-Dichloro-2-butene | ND | | ug/kg | 5.0 | 1.4 |

Tentatively Identified Compounds

| | | |
|---|---|---|
| No Tentatively Identified Compounds | ND | ug/kg |

**Project Name:** 140 N MAIN ST **Lab Number:** L2160484

**Project Number:** 12166 **Report Date:** 11/29/21

# Method Blank Analysis
## Batch Quality Control

Analytical Method: 1,8260C
Analytical Date: 11/10/21 07:53
Analyst: MV

| Parameter | Result | Qualifier | Units | RL | MDL |
|---|---|---|---|---|---|
| Volatile Organics by EPA 5035 Low - Westborough Lab for sample(s): 01-05 Batch: WG1569653-5 | | | | | |

| Surrogate | %Recovery | Qualifier | Acceptance Criteria |
|---|---|---|---|
| 1,2-Dichloroethane-d4 | 102 | | 70-130 |
| Toluene-d8 | 99 | | 70-130 |
| 4-Bromofluorobenzene | 97 | | 70-130 |
| Dibromofluoromethane | 101 | | 70-130 |

**Project Name:** 140 N MAIN ST
**Project Number:** 12166
**Lab Number:** L2160484
**Report Date:** 11/29/21

# Method Blank Analysis
## Batch Quality Control

Analytical Method: 1,8260C
Analytical Date: 11/09/21 20:51
Analyst: TMS

| Parameter | Result | Qualifier | Units | RL | MDL |
|---|---|---|---|---|---|
| Volatile Organics by GC/MS - Westborough Lab for sample(s): 06-07 Batch: WG1569656-5 | | | | | |
| Methylene chloride | ND | | ug/l | 2.5 | 0.70 |
| 1,1-Dichloroethane | ND | | ug/l | 2.5 | 0.70 |
| Chloroform | ND | | ug/l | 2.5 | 0.70 |
| Carbon tetrachloride | ND | | ug/l | 0.50 | 0.13 |
| 1,2-Dichloropropane | ND | | ug/l | 1.0 | 0.14 |
| Dibromochloromethane | ND | | ug/l | 0.50 | 0.15 |
| 1,1,2-Trichloroethane | ND | | ug/l | 1.5 | 0.50 |
| Tetrachloroethene | ND | | ug/l | 0.50 | 0.18 |
| Chlorobenzene | ND | | ug/l | 2.5 | 0.70 |
| Trichlorofluoromethane | ND | | ug/l | 2.5 | 0.70 |
| 1,2-Dichloroethane | ND | | ug/l | 0.50 | 0.13 |
| 1,1,1-Trichloroethane | ND | | ug/l | 2.5 | 0.70 |
| Bromodichloromethane | ND | | ug/l | 0.50 | 0.19 |
| trans-1,3-Dichloropropene | ND | | ug/l | 0.50 | 0.16 |
| cis-1,3-Dichloropropene | ND | | ug/l | 0.50 | 0.14 |
| 1,3-Dichloropropene, Total | ND | | ug/l | 0.50 | 0.14 |
| 1,1-Dichloropropene | ND | | ug/l | 2.5 | 0.70 |
| Bromoform | ND | | ug/l | 2.0 | 0.65 |
| 1,1,2,2-Tetrachloroethane | ND | | ug/l | 0.50 | 0.17 |
| Benzene | ND | | ug/l | 0.50 | 0.16 |
| Toluene | ND | | ug/l | 2.5 | 0.70 |
| Ethylbenzene | ND | | ug/l | 2.5 | 0.70 |
| Chloromethane | ND | | ug/l | 2.5 | 0.70 |
| Bromomethane | ND | | ug/l | 2.5 | 0.70 |
| Vinyl chloride | ND | | ug/l | 1.0 | 0.07 |
| Chloroethane | ND | | ug/l | 2.5 | 0.70 |
| 1,1-Dichloroethene | ND | | ug/l | 0.50 | 0.17 |
| trans-1,2-Dichloroethene | ND | | ug/l | 2.5 | 0.70 |
| Trichloroethene | ND | | ug/l | 0.50 | 0.18 |

**Project Name:** 140 N MAIN ST
**Project Number:** 12166
**Lab Number:** L2160484
**Report Date:** 11/29/21

# Method Blank Analysis
## Batch Quality Control

Analytical Method: 1,8260C
Analytical Date: 11/09/21 20:51
Analyst: TMS

| Parameter | Result | Qualifier | Units | RL | MDL |
|---|---|---|---|---|---|
| Volatile Organics by GC/MS - Westborough Lab for sample(s): 06-07 Batch: WG1569656-5 | | | | | |
| 1,2-Dichlorobenzene | ND | | ug/l | 2.5 | 0.70 |
| 1,3-Dichlorobenzene | ND | | ug/l | 2.5 | 0.70 |
| 1,4-Dichlorobenzene | ND | | ug/l | 2.5 | 0.70 |
| Methyl tert butyl ether | ND | | ug/l | 2.5 | 0.70 |
| p/m-Xylene | ND | | ug/l | 2.5 | 0.70 |
| o-Xylene | ND | | ug/l | 2.5 | 0.70 |
| Xylenes, Total | ND | | ug/l | 2.5 | 0.70 |
| cis-1,2-Dichloroethene | ND | | ug/l | 2.5 | 0.70 |
| 1,2-Dichloroethene, Total | ND | | ug/l | 2.5 | 0.70 |
| Dibromomethane | ND | | ug/l | 5.0 | 1.0 |
| 1,2,3-Trichloropropane | ND | | ug/l | 2.5 | 0.70 |
| Acrylonitrile | ND | | ug/l | 5.0 | 1.5 |
| Styrene | ND | | ug/l | 2.5 | 0.70 |
| Dichlorodifluoromethane | ND | | ug/l | 5.0 | 1.0 |
| Acetone | ND | | ug/l | 5.0 | 1.5 |
| Carbon disulfide | ND | | ug/l | 5.0 | 1.0 |
| 2-Butanone | ND | | ug/l | 5.0 | 1.9 |
| Vinyl acetate | ND | | ug/l | 5.0 | 1.0 |
| 4-Methyl-2-pentanone | ND | | ug/l | 5.0 | 1.0 |
| 2-Hexanone | ND | | ug/l | 5.0 | 1.0 |
| Bromochloromethane | ND | | ug/l | 2.5 | 0.70 |
| 2,2-Dichloropropane | ND | | ug/l | 2.5 | 0.70 |
| 1,2-Dibromoethane | ND | | ug/l | 2.0 | 0.65 |
| 1,3-Dichloropropane | ND | | ug/l | 2.5 | 0.70 |
| 1,1,1,2-Tetrachloroethane | ND | | ug/l | 2.5 | 0.70 |
| Bromobenzene | ND | | ug/l | 2.5 | 0.70 |
| n-Butylbenzene | ND | | ug/l | 2.5 | 0.70 |
| sec-Butylbenzene | ND | | ug/l | 2.5 | 0.70 |
| tert-Butylbenzene | ND | | ug/l | 2.5 | 0.70 |

**Project Name:** 140 N MAIN ST
**Project Number:** 12166
**Lab Number:** L2160484
**Report Date:** 11/29/21

# Method Blank Analysis
## Batch Quality Control

Analytical Method: 1,8260C
Analytical Date: 11/09/21 20:51
Analyst: TMS

| Parameter | Result | Qualifier | Units | RL | MDL |
|---|---|---|---|---|---|
| Volatile Organics by GC/MS - Westborough Lab for sample(s): 06-07 Batch: WG1569656-5 | | | | | |
| o-Chlorotoluene | ND | | ug/l | 2.5 | 0.70 |
| p-Chlorotoluene | ND | | ug/l | 2.5 | 0.70 |
| 1,2-Dibromo-3-chloropropane | ND | | ug/l | 2.5 | 0.70 |
| Hexachlorobutadiene | ND | | ug/l | 2.5 | 0.70 |
| Isopropylbenzene | ND | | ug/l | 2.5 | 0.70 |
| p-Isopropyltoluene | ND | | ug/l | 2.5 | 0.70 |
| Naphthalene | ND | | ug/l | 2.5 | 0.70 |
| n-Propylbenzene | ND | | ug/l | 2.5 | 0.70 |
| 1,2,3-Trichlorobenzene | ND | | ug/l | 2.5 | 0.70 |
| 1,2,4-Trichlorobenzene | ND | | ug/l | 2.5 | 0.70 |
| 1,3,5-Trimethylbenzene | ND | | ug/l | 2.5 | 0.70 |
| 1,2,4-Trimethylbenzene | ND | | ug/l | 2.5 | 0.70 |
| 1,4-Dioxane | ND | | ug/l | 250 | 61. |
| p-Diethylbenzene | ND | | ug/l | 2.0 | 0.70 |
| p-Ethyltoluene | ND | | ug/l | 2.0 | 0.70 |
| 1,2,4,5-Tetramethylbenzene | ND | | ug/l | 2.0 | 0.54 |
| Ethyl ether | ND | | ug/l | 2.5 | 0.70 |
| trans-1,4-Dichloro-2-butene | ND | | ug/l | 2.5 | 0.70 |

Tentatively Identified Compounds

| | | |
|---|---|---|
| No Tentatively Identified Compounds | ND | ug/l |

**Project Name:** 140 N MAIN ST **Lab Number:** L2160484

**Project Number:** 12166 **Report Date:** 11/29/21

# Method Blank Analysis
## Batch Quality Control

Analytical Method: 1,8260C
Analytical Date: 11/09/21 20:51
Analyst: TMS

| Parameter | Result | Qualifier | Units | RL | MDL |
|---|---|---|---|---|---|
| Volatile Organics by GC/MS - Westborough Lab for sample(s): 06-07 Batch: WG1569656-5 | | | | | |

| Surrogate | %Recovery | Qualifier | Acceptance Criteria |
|---|---|---|---|
| 1,2-Dichloroethane-d4 | 95 | | 70-130 |
| Toluene-d8 | 101 | | 70-130 |
| 4-Bromofluorobenzene | 96 | | 70-130 |
| Dibromofluoromethane | 98 | | 70-130 |

# Lab Control Sample Analysis
## Batch Quality Control

**Project Name:** 140 N MAIN ST
**Project Number:** 12166

**Lab Number:** L2160484
**Report Date:** 11/29/21

| Parameter | LCS %Recovery | Qual | LCSD %Recovery | Qual | %Recovery Limits | RPD | Qual | RPD Limits |
|---|---|---|---|---|---|---|---|---|
| Volatile Organics by GC/MS - Westborough Lab Associated sample(s): 08 Batch: WG1569099-3 WG1569099-4 | | | | | | | | |
| Methylene chloride | 84 | | 90 | | 70-130 | 7 | | 20 |
| 1,1-Dichloroethane | 86 | | 88 | | 70-130 | 2 | | 20 |
| Chloroform | 88 | | 87 | | 70-130 | 1 | | 20 |
| Carbon tetrachloride | 80 | | 81 | | 63-132 | 1 | | 20 |
| 1,2-Dichloropropane | 81 | | 84 | | 70-130 | 4 | | 20 |
| Dibromochloromethane | 83 | | 88 | | 63-130 | 6 | | 20 |
| 1,1,2-Trichloroethane | 80 | | 83 | | 70-130 | 4 | | 20 |
| Tetrachloroethene | 88 | | 91 | | 70-130 | 3 | | 20 |
| Chlorobenzene | 88 | | 92 | | 75-130 | 4 | | 20 |
| Trichlorofluoromethane | 91 | | 88 | | 62-150 | 3 | | 20 |
| 1,2-Dichloroethane | 82 | | 86 | | 70-130 | 5 | | 20 |
| 1,1,1-Trichloroethane | 88 | | 88 | | 67-130 | 0 | | 20 |
| Bromodichloromethane | 83 | | 88 | | 67-130 | 6 | | 20 |
| trans-1,3-Dichloropropene | 86 | | 85 | | 70-130 | 1 | | 20 |
| cis-1,3-Dichloropropene | 87 | | 86 | | 70-130 | 1 | | 20 |
| 1,1-Dichloropropene | 87 | | 88 | | 70-130 | 1 | | 20 |
| Bromoform | 79 | | 84 | | 54-136 | 6 | | 20 |
| 1,1,2,2-Tetrachloroethane | 80 | | 87 | | 67-130 | 8 | | 20 |
| Benzene | 84 | | 84 | | 70-130 | 0 | | 20 |
| Toluene | 90 | | 91 | | 70-130 | 1 | | 20 |
| Ethylbenzene | 89 | | 93 | | 70-130 | 4 | | 20 |
| Chloromethane | 83 | | 84 | | 64-130 | 1 | | 20 |
| Bromomethane | 93 | | 87 | | 39-139 | 7 | | 20 |

# Lab Control Sample Analysis
## Batch Quality Control

**Project Name:** 140 N MAIN ST
**Project Number:** 12166
**Lab Number:** L2160484
**Report Date:** 11/29/21

| Parameter | LCS %Recovery | Qual | LCSD %Recovery | Qual | %Recovery Limits | RPD | Qual | RPD Limits |
|---|---|---|---|---|---|---|---|---|
| Volatile Organics by GC/MS - Westborough Lab Associated sample(s): 08 Batch: WG1569099-3 WG1569099-4 | | | | | | | | |
| Vinyl chloride | 91 | | 86 | | 55-140 | 6 | | 20 |
| Chloroethane | 96 | | 94 | | 55-138 | 2 | | 20 |
| 1,1-Dichloroethene | 90 | | 88 | | 61-145 | 2 | | 20 |
| trans-1,2-Dichloroethene | 87 | | 89 | | 70-130 | 2 | | 20 |
| Trichloroethene | 85 | | 88 | | 70-130 | 3 | | 20 |
| 1,2-Dichlorobenzene | 87 | | 91 | | 70-130 | 4 | | 20 |
| 1,3-Dichlorobenzene | 90 | | 92 | | 70-130 | 2 | | 20 |
| 1,4-Dichlorobenzene | 89 | | 92 | | 70-130 | 3 | | 20 |
| Methyl tert butyl ether | 78 | | 83 | | 63-130 | 6 | | 20 |
| p/m-Xylene | 90 | | 95 | | 70-130 | 5 | | 20 |
| o-Xylene | 90 | | 90 | | 70-130 | 0 | | 20 |
| cis-1,2-Dichloroethene | 80 | | 90 | | 70-130 | 12 | | 20 |
| Dibromomethane | 87 | | 86 | | 70-130 | 1 | | 20 |
| 1,2,3-Trichloropropane | 77 | | 86 | | 64-130 | 11 | | 20 |
| Acrylonitrile | **69** | Q | 84 | | 70-130 | 20 | | 20 |
| Styrene | 95 | | 95 | | 70-130 | 0 | | 20 |
| Dichlorodifluoromethane | 87 | | 89 | | 36-147 | 2 | | 20 |
| Acetone | 94 | | 110 | | 58-148 | 16 | | 20 |
| Carbon disulfide | 91 | | 87 | | 51-130 | 4 | | 20 |
| 2-Butanone | 87 | | 93 | | 63-138 | 7 | | 20 |
| Vinyl acetate | 83 | | 84 | | 70-130 | 1 | | 20 |
| 4-Methyl-2-pentanone | 67 | | 76 | | 59-130 | 13 | | 20 |
| 2-Hexanone | 71 | | 82 | | 57-130 | 14 | | 20 |

# Lab Control Sample Analysis
## Batch Quality Control

**Project Name:** 140 N MAIN ST
**Project Number:** 12166

**Lab Number:** L2160484
**Report Date:** 11/29/21

| Parameter | LCS %Recovery | Qual | LCSD %Recovery | Qual | %Recovery Limits | RPD | Qual | RPD Limits |
|---|---|---|---|---|---|---|---|---|
| Volatile Organics by GC/MS - Westborough Lab Associated sample(s): 08 Batch: WG1569099-3 WG1569099-4 | | | | | | | | |
| Bromochloromethane | 85 | | 91 | | 70-130 | 7 | | 20 |
| 2,2-Dichloropropane | 88 | | 92 | | 63-133 | 4 | | 20 |
| 1,2-Dibromoethane | 82 | | 84 | | 70-130 | 2 | | 20 |
| 1,3-Dichloropropane | 77 | | 88 | | 70-130 | 13 | | 20 |
| 1,1,1,2-Tetrachloroethane | 80 | | 84 | | 64-130 | 5 | | 20 |
| Bromobenzene | 90 | | 96 | | 70-130 | 6 | | 20 |
| n-Butylbenzene | 88 | | 94 | | 53-136 | 7 | | 20 |
| sec-Butylbenzene | 89 | | 95 | | 70-130 | 7 | | 20 |
| tert-Butylbenzene | 91 | | 98 | | 70-130 | 7 | | 20 |
| o-Chlorotoluene | 89 | | 94 | | 70-130 | 5 | | 20 |
| p-Chlorotoluene | 92 | | 94 | | 70-130 | 2 | | 20 |
| 1,2-Dibromo-3-chloropropane | 75 | | 90 | | 41-144 | 18 | | 20 |
| Hexachlorobutadiene | 85 | | 85 | | 63-130 | 0 | | 20 |
| Isopropylbenzene | 89 | | 94 | | 70-130 | 5 | | 20 |
| p-Isopropyltoluene | 88 | | 95 | | 70-130 | 8 | | 20 |
| Naphthalene | 79 | | 84 | | 70-130 | 6 | | 20 |
| n-Propylbenzene | 91 | | 96 | | 69-130 | 5 | | 20 |
| 1,2,3-Trichlorobenzene | 83 | | 83 | | 70-130 | 0 | | 20 |
| 1,2,4-Trichlorobenzene | 84 | | 84 | | 70-130 | 0 | | 20 |
| 1,3,5-Trimethylbenzene | 89 | | 94 | | 64-130 | 5 | | 20 |
| 1,2,4-Trimethylbenzene | 91 | | 97 | | 70-130 | 6 | | 20 |
| 1,4-Dioxane | 108 | | 100 | | 56-162 | 8 | | 20 |
| p-Diethylbenzene | 87 | | 93 | | 70-130 | 7 | | 20 |

# Lab Control Sample Analysis
## Batch Quality Control

**Project Name:** 140 N MAIN ST
**Project Number:** 12166
**Lab Number:** L2160484
**Report Date:** 11/29/21

| Parameter | LCS %Recovery | Qual | LCSD %Recovery | Qual | %Recovery Limits | RPD | Qual | RPD Limits |
|---|---|---|---|---|---|---|---|---|
| Volatile Organics by GC/MS - Westborough Lab Associated sample(s): 08 Batch: WG1569099-3 WG1569099-4 | | | | | | | | |
| p-Ethyltoluene | 92 | | 97 | | 70-130 | 5 | | 20 |
| 1,2,4,5-Tetramethylbenzene | 89 | | 91 | | 70-130 | 2 | | 20 |
| Ethyl ether | 86 | | 85 | | 59-134 | 1 | | 20 |
| trans-1,4-Dichloro-2-butene | 84 | | 82 | | 70-130 | 2 | | 20 |

| Surrogate | LCS %Recovery | Qual | LCSD %Recovery | Qual | Acceptance Criteria |
|---|---|---|---|---|---|
| 1,2-Dichloroethane-d4 | 95 | | 99 | | 70-130 |
| Toluene-d8 | 103 | | 104 | | 70-130 |
| 4-Bromofluorobenzene | 102 | | 106 | | 70-130 |
| Dibromofluoromethane | 100 | | 101 | | 70-130 |

# Lab Control Sample Analysis
## Batch Quality Control

**Project Name:** 140 N MAIN ST
**Project Number:** 12166
**Lab Number:** L2160484
**Report Date:** 11/29/21

| Parameter | LCS %Recovery | Qual | LCSD %Recovery | Qual | %Recovery Limits | RPD | Qual | RPD Limits |
|---|---|---|---|---|---|---|---|---|
| Volatile Organics by EPA 5035 Low - Westborough Lab Associated sample(s): 01-05 Batch: WG1569653-3 WG1569653-4 | | | | | | | | |
| Methylene chloride | 86 | | 82 | | 70-130 | 5 | | 30 |
| 1,1-Dichloroethane | 93 | | 86 | | 70-130 | 8 | | 30 |
| Chloroform | 95 | | 85 | | 70-130 | 11 | | 30 |
| Carbon tetrachloride | 100 | | 89 | | 70-130 | 12 | | 30 |
| 1,2-Dichloropropane | 91 | | 87 | | 70-130 | 4 | | 30 |
| Dibromochloromethane | 86 | | 87 | | 70-130 | 1 | | 30 |
| 1,1,2-Trichloroethane | 91 | | 91 | | 70-130 | 0 | | 30 |
| Tetrachloroethene | 99 | | 90 | | 70-130 | 10 | | 30 |
| Chlorobenzene | 94 | | 89 | | 70-130 | 5 | | 30 |
| Trichlorofluoromethane | 97 | | 86 | | 70-139 | 12 | | 30 |
| 1,2-Dichloroethane | 90 | | 89 | | 70-130 | 1 | | 30 |
| 1,1,1-Trichloroethane | 99 | | 90 | | 70-130 | 10 | | 30 |
| Bromodichloromethane | 94 | | 92 | | 70-130 | 2 | | 30 |
| trans-1,3-Dichloropropene | 89 | | 87 | | 70-130 | 2 | | 30 |
| cis-1,3-Dichloropropene | 88 | | 86 | | 70-130 | 2 | | 30 |
| 1,1-Dichloropropene | 100 | | 90 | | 70-130 | 11 | | 30 |
| Bromoform | 86 | | 86 | | 70-130 | 0 | | 30 |
| 1,1,2,2-Tetrachloroethane | 91 | | 93 | | 70-130 | 2 | | 30 |
| Benzene | 93 | | 86 | | 70-130 | 8 | | 30 |
| Toluene | 94 | | 87 | | 70-130 | 8 | | 30 |
| Ethylbenzene | 98 | | 90 | | 70-130 | 9 | | 30 |
| Chloromethane | 89 | | 79 | | 52-130 | 12 | | 30 |
| Bromomethane | 78 | | 69 | | 57-147 | 12 | | 30 |

# Lab Control Sample Analysis
## Batch Quality Control

**Project Name:** 140 N MAIN ST
**Project Number:** 12166
**Lab Number:** L2160484
**Report Date:** 11/29/21

| Parameter | LCS %Recovery | Qual | LCSD %Recovery | Qual | %Recovery Limits | RPD | Qual | RPD Limits |
|---|---|---|---|---|---|---|---|---|
| Volatile Organics by EPA 5035 Low - Westborough Lab Associated sample(s): 01-05 Batch: WG1569653-3 WG1569653-4 | | | | | | | | |
| Vinyl chloride | 88 | | 76 | | 67-130 | 15 | | 30 |
| Chloroethane | 88 | | 75 | | 50-151 | 16 | | 30 |
| 1,1-Dichloroethene | 95 | | 85 | | 65-135 | 11 | | 30 |
| trans-1,2-Dichloroethene | 93 | | 84 | | 70-130 | 10 | | 30 |
| Trichloroethene | 94 | | 86 | | 70-130 | 9 | | 30 |
| 1,2-Dichlorobenzene | 96 | | 90 | | 70-130 | 6 | | 30 |
| 1,3-Dichlorobenzene | 97 | | 89 | | 70-130 | 9 | | 30 |
| 1,4-Dichlorobenzene | 94 | | 88 | | 70-130 | 7 | | 30 |
| Methyl tert butyl ether | 89 | | 91 | | 66-130 | 2 | | 30 |
| p/m-Xylene | 100 | | 93 | | 70-130 | 7 | | 30 |
| o-Xylene | 100 | | 94 | | 70-130 | 6 | | 30 |
| cis-1,2-Dichloroethene | 91 | | 84 | | 70-130 | 8 | | 30 |
| Dibromomethane | 87 | | 88 | | 70-130 | 1 | | 30 |
| Styrene | 103 | | 98 | | 70-130 | 5 | | 30 |
| Dichlorodifluoromethane | 88 | | 77 | | 30-146 | 13 | | 30 |
| Acetone | 85 | | 85 | | 54-140 | 0 | | 30 |
| Carbon disulfide | 91 | | 80 | | 59-130 | 13 | | 30 |
| 2-Butanone | 76 | | 79 | | 70-130 | 4 | | 30 |
| Vinyl acetate | 91 | | 93 | | 70-130 | 2 | | 30 |
| 4-Methyl-2-pentanone | 76 | | 80 | | 70-130 | 5 | | 30 |
| 1,2,3-Trichloropropane | 90 | | 92 | | 68-130 | 2 | | 30 |
| 2-Hexanone | 72 | | 76 | | 70-130 | 5 | | 30 |
| Bromochloromethane | 90 | | 87 | | 70-130 | 3 | | 30 |

# Lab Control Sample Analysis
## Batch Quality Control

**Project Name:** 140 N MAIN ST
**Project Number:** 12166
**Lab Number:** L2160484
**Report Date:** 11/29/21

| Parameter | LCS %Recovery | Qual | LCSD %Recovery | Qual | %Recovery Limits | RPD | Qual | RPD Limits |
|---|---|---|---|---|---|---|---|---|
| Volatile Organics by EPA 5035 Low - Westborough Lab Associated sample(s): 01-05 Batch: WG1569653-3 WG1569653-4 | | | | | | | | |
| 2,2-Dichloropropane | 99 | | 90 | | 70-130 | 10 | | 30 |
| 1,2-Dibromoethane | 86 | | 86 | | 70-130 | 0 | | 30 |
| 1,3-Dichloropropane | 92 | | 92 | | 69-130 | 0 | | 30 |
| 1,1,1,2-Tetrachloroethane | 100 | | 96 | | 70-130 | 4 | | 30 |
| Bromobenzene | 95 | | 90 | | 70-130 | 5 | | 30 |
| n-Butylbenzene | 105 | | 92 | | 70-130 | 13 | | 30 |
| sec-Butylbenzene | 102 | | 92 | | 70-130 | 10 | | 30 |
| tert-Butylbenzene | 102 | | 93 | | 70-130 | 9 | | 30 |
| o-Chlorotoluene | 98 | | 91 | | 70-130 | 7 | | 30 |
| p-Chlorotoluene | 99 | | 91 | | 70-130 | 8 | | 30 |
| 1,2-Dibromo-3-chloropropane | 76 | | 79 | | 68-130 | 4 | | 30 |
| Hexachlorobutadiene | 102 | | 92 | | 67-130 | 10 | | 30 |
| Isopropylbenzene | 103 | | 93 | | 70-130 | 10 | | 30 |
| p-Isopropyltoluene | 105 | | 95 | | 70-130 | 10 | | 30 |
| Naphthalene | 94 | | 93 | | 70-130 | 1 | | 30 |
| Acrylonitrile | 85 | | 90 | | 70-130 | 6 | | 30 |
| n-Propylbenzene | 102 | | 92 | | 70-130 | 10 | | 30 |
| 1,2,3-Trichlorobenzene | 97 | | 92 | | 70-130 | 5 | | 30 |
| 1,2,4-Trichlorobenzene | 100 | | 92 | | 70-130 | 8 | | 30 |
| 1,3,5-Trimethylbenzene | 103 | | 94 | | 70-130 | 9 | | 30 |
| 1,2,4-Trimethylbenzene | 104 | | 95 | | 70-130 | 9 | | 30 |
| 1,4-Dioxane | 83 | | 87 | | 65-136 | 5 | | 30 |
| p-Diethylbenzene | 110 | | 98 | | 70-130 | 12 | | 30 |

# Lab Control Sample Analysis
## Batch Quality Control

**Project Name:** 140 N MAIN ST
**Project Number:** 12166
**Lab Number:** L2160484
**Report Date:** 11/29/21

| Parameter | LCS %Recovery | Qual | LCSD %Recovery | Qual | %Recovery Limits | RPD | Qual | RPD Limits |
|---|---|---|---|---|---|---|---|---|
| Volatile Organics by EPA 5035 Low - Westborough Lab Associated sample(s): 01-05 Batch: WG1569653-3 WG1569653-4 | | | | | | | | |
| p-Ethyltoluene | 106 | | 96 | | 70-130 | 10 | | 30 |
| 1,2,4,5-Tetramethylbenzene | 107 | | 97 | | 70-130 | 10 | | 30 |
| Ethyl ether | 71 | | 68 | | 67-130 | 4 | | 30 |
| trans-1,4-Dichloro-2-butene | 99 | | 101 | | 70-130 | 2 | | 30 |

| Surrogate | LCS %Recovery | Qual | LCSD %Recovery | Qual | Acceptance Criteria |
|---|---|---|---|---|---|
| 1,2-Dichloroethane-d4 | 96 | | 98 | | 70-130 |
| Toluene-d8 | 101 | | 100 | | 70-130 |
| 4-Bromofluorobenzene | 102 | | 101 | | 70-130 |
| Dibromofluoromethane | 96 | | 97 | | 70-130 |

# Lab Control Sample Analysis
## Batch Quality Control

**Project Name:** 140 N MAIN ST
**Project Number:** 12166

**Lab Number:** L2160484
**Report Date:** 11/29/21

| Parameter | LCS %Recovery | Qual | LCSD %Recovery | Qual | %Recovery Limits | RPD | Qual | RPD Limits |
|---|---|---|---|---|---|---|---|---|
| Volatile Organics by GC/MS - Westborough Lab Associated sample(s): 06-07 Batch: WG1569656-3 WG1569656-4 | | | | | | | | |
| Methylene chloride | 93 | | 89 | | 70-130 | 4 | | 20 |
| 1,1-Dichloroethane | 91 | | 86 | | 70-130 | 6 | | 20 |
| Chloroform | 91 | | 88 | | 70-130 | 3 | | 20 |
| Carbon tetrachloride | 92 | | 89 | | 63-132 | 3 | | 20 |
| 1,2-Dichloropropane | 88 | | 85 | | 70-130 | 3 | | 20 |
| Dibromochloromethane | 87 | | 88 | | 63-130 | 1 | | 20 |
| 1,1,2-Trichloroethane | 92 | | 91 | | 70-130 | 1 | | 20 |
| Tetrachloroethene | 99 | | 96 | | 70-130 | 3 | | 20 |
| Chlorobenzene | 92 | | 91 | | 75-130 | 1 | | 20 |
| Trichlorofluoromethane | 97 | | 93 | | 62-150 | 4 | | 20 |
| 1,2-Dichloroethane | 87 | | 84 | | 70-130 | 4 | | 20 |
| 1,1,1-Trichloroethane | 92 | | 88 | | 67-130 | 4 | | 20 |
| Bromodichloromethane | 87 | | 84 | | 67-130 | 4 | | 20 |
| trans-1,3-Dichloropropene | 83 | | 83 | | 70-130 | 0 | | 20 |
| cis-1,3-Dichloropropene | 86 | | 83 | | 70-130 | 4 | | 20 |
| 1,1-Dichloropropene | 92 | | 88 | | 70-130 | 4 | | 20 |
| Bromoform | 84 | | 85 | | 54-136 | 1 | | 20 |
| 1,1,2,2-Tetrachloroethane | 94 | | 92 | | 67-130 | 2 | | 20 |
| Benzene | 90 | | 87 | | 70-130 | 3 | | 20 |
| Toluene | 91 | | 90 | | 70-130 | 1 | | 20 |
| Ethylbenzene | 90 | | 89 | | 70-130 | 1 | | 20 |
| Chloromethane | 83 | | 79 | | 64-130 | 5 | | 20 |
| Bromomethane | 76 | | 85 | | 39-139 | 11 | | 20 |

# Lab Control Sample Analysis
## Batch Quality Control

**Project Name:** 140 N MAIN ST
**Project Number:** 12166

**Lab Number:** L2160484
**Report Date:** 11/29/21

| Parameter | LCS %Recovery | Qual | LCSD %Recovery | Qual | %Recovery Limits | RPD | Qual | RPD Limits |
|---|---|---|---|---|---|---|---|---|
| Volatile Organics by GC/MS - Westborough Lab Associated sample(s): 06-07 Batch: WG1569656-3 WG1569656-4 | | | | | | | | |
| Vinyl chloride | 94 | | 90 | | 55-140 | 4 | | 20 |
| Chloroethane | 98 | | 93 | | 55-138 | 5 | | 20 |
| 1,1-Dichloroethene | 94 | | 92 | | 61-145 | 2 | | 20 |
| trans-1,2-Dichloroethene | 94 | | 88 | | 70-130 | 7 | | 20 |
| Trichloroethene | 91 | | 86 | | 70-130 | 6 | | 20 |
| 1,2-Dichlorobenzene | 95 | | 94 | | 70-130 | 1 | | 20 |
| 1,3-Dichlorobenzene | 93 | | 92 | | 70-130 | 1 | | 20 |
| 1,4-Dichlorobenzene | 93 | | 92 | | 70-130 | 1 | | 20 |
| Methyl tert butyl ether | 88 | | 85 | | 63-130 | 3 | | 20 |
| p/m-Xylene | 90 | | 90 | | 70-130 | 0 | | 20 |
| o-Xylene | 90 | | 90 | | 70-130 | 0 | | 20 |
| cis-1,2-Dichloroethene | 92 | | 88 | | 70-130 | 4 | | 20 |
| Dibromomethane | 91 | | 88 | | 70-130 | 3 | | 20 |
| 1,2,3-Trichloropropane | 79 | | 80 | | 64-130 | 1 | | 20 |
| Acrylonitrile | 91 | | 88 | | 70-130 | 3 | | 20 |
| Styrene | 90 | | 90 | | 70-130 | 0 | | 20 |
| Dichlorodifluoromethane | 87 | | 84 | | 36-147 | 4 | | 20 |
| Acetone | 72 | | 91 | | 58-148 | **23** | Q | 20 |
| Carbon disulfide | 89 | | 84 | | 51-130 | 6 | | 20 |
| 2-Butanone | 74 | | 83 | | 63-138 | 11 | | 20 |
| Vinyl acetate | 94 | | 87 | | 70-130 | 8 | | 20 |
| 4-Methyl-2-pentanone | 83 | | 84 | | 59-130 | 1 | | 20 |
| 2-Hexanone | 73 | | 84 | | 57-130 | 14 | | 20 |

# Lab Control Sample Analysis
## Batch Quality Control

**Project Name:** 140 N MAIN ST
**Project Number:** 12166

**Lab Number:** L2160484
**Report Date:** 11/29/21

| Parameter | LCS %Recovery | Qual | LCSD %Recovery | Qual | %Recovery Limits | RPD | Qual | RPD Limits |
|---|---|---|---|---|---|---|---|---|
| Volatile Organics by GC/MS - Westborough Lab Associated sample(s): 06-07 Batch: WG1569656-3 WG1569656-4 | | | | | | | | |
| Bromochloromethane | 100 | | 92 | | 70-130 | 8 | | 20 |
| 2,2-Dichloropropane | 93 | | 88 | | 63-133 | 6 | | 20 |
| 1,2-Dibromoethane | 92 | | 94 | | 70-130 | 2 | | 20 |
| 1,3-Dichloropropane | 92 | | 90 | | 70-130 | 2 | | 20 |
| 1,1,1,2-Tetrachloroethane | 90 | | 90 | | 64-130 | 0 | | 20 |
| Bromobenzene | 95 | | 93 | | 70-130 | 2 | | 20 |
| n-Butylbenzene | 92 | | 91 | | 53-136 | 1 | | 20 |
| sec-Butylbenzene | 92 | | 92 | | 70-130 | 0 | | 20 |
| tert-Butylbenzene | 92 | | 92 | | 70-130 | 0 | | 20 |
| o-Chlorotoluene | 89 | | 87 | | 70-130 | 2 | | 20 |
| p-Chlorotoluene | 88 | | 87 | | 70-130 | 1 | | 20 |
| 1,2-Dibromo-3-chloropropane | 87 | | 94 | | 41-144 | 8 | | 20 |
| Hexachlorobutadiene | 90 | | 92 | | 63-130 | 2 | | 20 |
| Isopropylbenzene | 92 | | 90 | | 70-130 | 2 | | 20 |
| p-Isopropyltoluene | 92 | | 91 | | 70-130 | 1 | | 20 |
| Naphthalene | 85 | | 91 | | 70-130 | 7 | | 20 |
| n-Propylbenzene | 91 | | 90 | | 69-130 | 1 | | 20 |
| 1,2,3-Trichlorobenzene | 87 | | 90 | | 70-130 | 3 | | 20 |
| 1,2,4-Trichlorobenzene | 88 | | 92 | | 70-130 | 4 | | 20 |
| 1,3,5-Trimethylbenzene | 90 | | 88 | | 64-130 | 2 | | 20 |
| 1,2,4-Trimethylbenzene | 90 | | 90 | | 70-130 | 0 | | 20 |
| 1,4-Dioxane | 126 | | 140 | | 56-162 | 11 | | 20 |
| p-Diethylbenzene | 92 | | 91 | | 70-130 | 1 | | 20 |

# Lab Control Sample Analysis
## Batch Quality Control

**Project Name:** 140 N MAIN ST
**Project Number:** 12166

**Lab Number:** L2160484
**Report Date:** 11/29/21

| Parameter | LCS %Recovery | Qual | LCSD %Recovery | Qual | %Recovery Limits | RPD | Qual | RPD Limits |
|---|---|---|---|---|---|---|---|---|
| Volatile Organics by GC/MS - Westborough Lab Associated sample(s): 06-07 Batch: WG1569656-3 WG1569656-4 | | | | | | | | |
| p-Ethyltoluene | 92 | | 91 | | 70-130 | 1 | | 20 |
| 1,2,4,5-Tetramethylbenzene | 87 | | 87 | | 70-130 | 0 | | 20 |
| Ethyl ether | 93 | | 89 | | 59-134 | 4 | | 20 |
| trans-1,4-Dichloro-2-butene | 80 | | 83 | | 70-130 | 4 | | 20 |

| Surrogate | LCS %Recovery | Qual | LCSD %Recovery | Qual | Acceptance Criteria |
|---|---|---|---|---|---|
| 1,2-Dichloroethane-d4 | 97 | | 96 | | 70-130 |
| Toluene-d8 | 103 | | 103 | | 70-130 |
| 4-Bromofluorobenzene | 96 | | 96 | | 70-130 |
| Dibromofluoromethane | 103 | | 102 | | 70-130 |

# SEMIVOLATILES

**Project Name:** 140 N MAIN ST
**Project Number:** 12166
**Lab Number:** L2160484
**Report Date:** 11/29/21

## SAMPLE RESULTS

Lab ID: L2160484-01
Client ID: SB-1 (12-12.5')
Sample Location: PORT CHESTER, NY

Date Collected: 11/03/21 10:20
Date Received: 11/03/21
Field Prep: Not Specified

Sample Depth:
Matrix: Soil
Analytical Method: 1,8270D
Analytical Date: 11/10/21 08:53
Analyst: IM
Percent Solids: 82%

Extraction Method: EPA 3546
Extraction Date: 11/08/21 17:32

| Parameter | Result | Qualifier | Units | RL | MDL | Dilution Factor |
|---|---|---|---|---|---|---|
| **Semivolatile Organics by GC/MS - Westborough Lab** | | | | | | |
| Acenaphthene | 35 | J | ug/kg | 160 | 20. | 1 |
| 1,2,4-Trichlorobenzene | ND | | ug/kg | 200 | 23. | 1 |
| Hexachlorobenzene | ND | | ug/kg | 120 | 22. | 1 |
| Bis(2-chloroethyl)ether | ND | | ug/kg | 180 | 27. | 1 |
| 2-Chloronaphthalene | ND | | ug/kg | 200 | 20. | 1 |
| 1,2-Dichlorobenzene | ND | | ug/kg | 200 | 36. | 1 |
| 1,3-Dichlorobenzene | ND | | ug/kg | 200 | 34. | 1 |
| 1,4-Dichlorobenzene | ND | | ug/kg | 200 | 35. | 1 |
| 3,3'-Dichlorobenzidine | ND | | ug/kg | 200 | 53. | 1 |
| 2,4-Dinitrotoluene | ND | | ug/kg | 200 | 40. | 1 |
| 2,6-Dinitrotoluene | ND | | ug/kg | 200 | 34. | 1 |
| Fluoranthene | 290 | | ug/kg | 120 | 23. | 1 |
| 4-Chlorophenyl phenyl ether | ND | | ug/kg | 200 | 21. | 1 |
| 4-Bromophenyl phenyl ether | ND | | ug/kg | 200 | 30. | 1 |
| Bis(2-chloroisopropyl)ether | ND | | ug/kg | 240 | 34. | 1 |
| Bis(2-chloroethoxy)methane | ND | | ug/kg | 210 | 20. | 1 |
| Hexachlorobutadiene | ND | | ug/kg | 200 | 29. | 1 |
| Hexachlorocyclopentadiene | ND | | ug/kg | 570 | 180 | 1 |
| Hexachloroethane | ND | | ug/kg | 160 | 32. | 1 |
| Isophorone | ND | | ug/kg | 180 | 26. | 1 |
| Naphthalene | ND | | ug/kg | 200 | 24. | 1 |
| Nitrobenzene | ND | | ug/kg | 180 | 29. | 1 |
| NDPA/DPA | 900 | | ug/kg | 160 | 23. | 1 |
| n-Nitrosodi-n-propylamine | ND | | ug/kg | 200 | 31. | 1 |
| Bis(2-ethylhexyl)phthalate | ND | | ug/kg | 200 | 69. | 1 |
| Butyl benzyl phthalate | ND | | ug/kg | 200 | 50. | 1 |
| Di-n-butylphthalate | ND | | ug/kg | 200 | 38. | 1 |
| Di-n-octylphthalate | ND | | ug/kg | 200 | 68. | 1 |

**Project Name:** 140 N MAIN ST **Lab Number:** L2160484

**Project Number:** 12166 **Report Date:** 11/29/21

## SAMPLE RESULTS

Lab ID: L2160484-01 Date Collected: 11/03/21 10:20

Client ID: SB-1 (12-12.5') Date Received: 11/03/21

Sample Location: PORT CHESTER, NY Field Prep: Not Specified

Sample Depth:

| Parameter | Result | Qualifier | Units | RL | MDL | Dilution Factor |
|---|---|---|---|---|---|---|
| Semivolatile Organics by GC/MS - Westborough Lab | | | | | | |
| Diethyl phthalate | ND | | ug/kg | 200 | 18. | 1 |
| Dimethyl phthalate | ND | | ug/kg | 200 | 42. | 1 |
| Benzo(a)anthracene | 220 | | ug/kg | 120 | 22. | 1 |
| Benzo(a)pyrene | 390 | | ug/kg | 160 | 48. | 1 |
| Benzo(b)fluoranthene | 100 | J | ug/kg | 120 | 33. | 1 |
| Benzo(k)fluoranthene | ND | | ug/kg | 120 | 32. | 1 |
| Chrysene | 610 | | ug/kg | 120 | 21. | 1 |
| Acenaphthylene | 48 | J | ug/kg | 160 | 31. | 1 |
| Anthracene | 830 | | ug/kg | 120 | 39. | 1 |
| Benzo(ghi)perylene | 150 | J | ug/kg | 160 | 23. | 1 |
| Fluorene | 360 | | ug/kg | 200 | 19. | 1 |
| Phenanthrene | ND | | ug/kg | 120 | 24. | 1 |
| Dibenzo(a,h)anthracene | ND | | ug/kg | 120 | 23. | 1 |
| Indeno(1,2,3-cd)pyrene | 95 | J | ug/kg | 160 | 28. | 1 |
| Pyrene | 1800 | | ug/kg | 120 | 20. | 1 |
| Biphenyl | ND | | ug/kg | 450 | 46. | 1 |
| 4-Chloroaniline | ND | | ug/kg | 200 | 36. | 1 |
| 2-Nitroaniline | ND | | ug/kg | 200 | 38. | 1 |
| 3-Nitroaniline | ND | | ug/kg | 200 | 37. | 1 |
| 4-Nitroaniline | ND | | ug/kg | 200 | 82. | 1 |
| Dibenzofuran | 130 | J | ug/kg | 200 | 19. | 1 |
| 2-Methylnaphthalene | ND | | ug/kg | 240 | 24. | 1 |
| 1,2,4,5-Tetrachlorobenzene | ND | | ug/kg | 200 | 21. | 1 |
| Acetophenone | ND | | ug/kg | 200 | 24. | 1 |
| 2,4,6-Trichlorophenol | ND | | ug/kg | 120 | 38. | 1 |
| p-Chloro-m-cresol | ND | | ug/kg | 200 | 30. | 1 |
| 2-Chlorophenol | ND | | ug/kg | 200 | 23. | 1 |
| 2,4-Dichlorophenol | ND | | ug/kg | 180 | 32. | 1 |
| 2,4-Dimethylphenol | ND | | ug/kg | 200 | 66. | 1 |
| 2-Nitrophenol | ND | | ug/kg | 430 | 75. | 1 |
| 4-Nitrophenol | ND | | ug/kg | 280 | 81. | 1 |
| 2,4-Dinitrophenol | ND | | ug/kg | 950 | 92. | 1 |
| 4,6-Dinitro-o-cresol | ND | | ug/kg | 520 | 95. | 1 |
| Pentachlorophenol | ND | | ug/kg | 160 | 44. | 1 |
| Phenol | ND | | ug/kg | 200 | 30. | 1 |
| 2-Methylphenol | ND | | ug/kg | 200 | 31. | 1 |
| 3-Methylphenol/4-Methylphenol | ND | | ug/kg | 290 | 31. | 1 |

**Project Name:** 140 N MAIN ST **Lab Number:** L2160484

**Project Number:** 12166 **Report Date:** 11/29/21

## SAMPLE RESULTS

Lab ID: L2160484-01 Date Collected: 11/03/21 10:20

Client ID: SB-1 (12-12.5') Date Received: 11/03/21

Sample Location: PORT CHESTER, NY Field Prep: Not Specified

Sample Depth:

| Parameter | Result | Qualifier | Units | RL | MDL | Dilution Factor |
|---|---|---|---|---|---|---|
| **Semivolatile Organics by GC/MS - Westborough Lab** | | | | | | |
| 2,4,5-Trichlorophenol | ND | | ug/kg | 200 | 38. | 1 |
| Benzoic Acid | ND | | ug/kg | 640 | 200 | 1 |
| Benzyl Alcohol | ND | | ug/kg | 200 | 61. | 1 |
| Carbazole | ND | | ug/kg | 200 | 19. | 1 |
| 1,4-Dioxane | ND | | ug/kg | 30 | 9.1 | 1 |

| Tentatively Identified Compounds | | | | |
|---|---|---|---|---|
| Total TIC Compounds | 12100 | J | ug/kg | 1 |
| Unknown | 1010 | J | ug/kg | 1 |
| Unknown | 563 | J | ug/kg | 1 |
| Unknown Alkane | 1890 | J | ug/kg | 1 |
| Unknown | 904 | J | ug/kg | 1 |
| Unknown | 1900 | J | ug/kg | 1 |
| Unknown Cycloalkane | 477 | J | ug/kg | 1 |
| Unknown | 555 | J | ug/kg | 1 |
| Unknown | 937 | J | ug/kg | 1 |
| Unknown | 421 | J | ug/kg | 1 |
| Unknown | 596 | J | ug/kg | 1 |
| Unknown | 789 | J | ug/kg | 1 |
| Unknown Alkane | 378 | J | ug/kg | 1 |
| Unknown Alkane | 777 | J | ug/kg | 1 |
| Unknown Naphthalene | 505 | J | ug/kg | 1 |
| Unknown | 366 | J | ug/kg | 1 |

**Project Name:** 140 N MAIN ST **Lab Number:** L2160484

**Project Number:** 12166 **Report Date:** 11/29/21

## SAMPLE RESULTS

Lab ID: L2160484-01 Date Collected: 11/03/21 10:20

Client ID: SB-1 (12-12.5') Date Received: 11/03/21

Sample Location: PORT CHESTER, NY Field Prep: Not Specified

Sample Depth:

| Parameter | Result | Qualifier | Units | RL | MDL | Dilution Factor |
|---|---|---|---|---|---|---|
| Semivolatile Organics by GC/MS - Westborough Lab | | | | | | |

| Surrogate | % Recovery | Qualifier | Acceptance Criteria |
|---|---|---|---|
| 2-Fluorophenol | 51 | | 25-120 |
| Phenol-d6 | 54 | | 10-120 |
| Nitrobenzene-d5 | 57 | | 23-120 |
| 2-Fluorobiphenyl | 50 | | 30-120 |
| 2,4,6-Tribromophenol | 57 | | 10-136 |
| 4-Terphenyl-d14 | 53 | | 18-120 |

**Project Name:** 140 N MAIN ST
**Project Number:** 12166
**Lab Number:** L2160484
**Report Date:** 11/29/21

## SAMPLE RESULTS

Lab ID: L2160484-01
Client ID: SB-1 (12-12.5')
Sample Location: PORT CHESTER, NY

Date Collected: 11/03/21 10:20
Date Received: 11/03/21
Field Prep: Not Specified

Sample Depth:
Matrix: Soil
Analytical Method: 134,LCMSMS-ID
Analytical Date: 11/12/21 05:54
Analyst: HT
Percent Solids: 82%

Extraction Method: ALPHA 23528
Extraction Date: 11/10/21 09:31

| Parameter | Result | Qualifier | Units | RL | MDL | Dilution Factor |
|---|---|---|---|---|---|---|
| **Perfluorinated Alkyl Acids by Isotope Dilution - Mansfield Lab** | | | | | | |
| Perfluorobutanoic Acid (PFBA) | ND | | ng/g | 0.562 | 0.026 | 1 |
| Perfluoropentanoic Acid (PFPeA) | ND | | ng/g | 0.562 | 0.052 | 1 |
| Perfluorobutanesulfonic Acid (PFBS) | ND | | ng/g | 0.281 | 0.044 | 1 |
| Perfluorohexanoic Acid (PFHxA) | ND | | ng/g | 0.562 | 0.059 | 1 |
| Perfluoroheptanoic Acid (PFHpA) | ND | | ng/g | 0.281 | 0.051 | 1 |
| Perfluorohexanesulfonic Acid (PFHxS) | ND | | ng/g | 0.281 | 0.068 | 1 |
| Perfluorooctanoic Acid (PFOA) | ND | | ng/g | 0.281 | 0.047 | 1 |
| 1H,1H,2H,2H-Perfluorooctanesulfonic Acid (6:2FTS) | ND | | ng/g | 0.562 | 0.202 | 1 |
| Perfluoroheptanesulfonic Acid (PFHpS) | ND | | ng/g | 0.562 | 0.154 | 1 |
| Perfluorononanoic Acid (PFNA) | ND | | ng/g | 0.281 | 0.084 | 1 |
| Perfluorooctanesulfonic Acid (PFOS) | ND | | ng/g | 0.281 | 0.146 | 1 |
| Perfluorodecanoic Acid (PFDA) | ND | | ng/g | 0.281 | 0.075 | 1 |
| 1H,1H,2H,2H-Perfluorodecanesulfonic Acid (8:2FTS) | ND | | ng/g | 0.562 | 0.323 | 1 |
| N-Methyl Perfluorooctanesulfonamidoacetic Acid (NMeFOSAA) | ND | | ng/g | 0.562 | 0.227 | 1 |
| Perfluoroundecanoic Acid (PFUnA) | ND | | ng/g | 0.562 | 0.053 | 1 |
| Perfluorodecanesulfonic Acid (PFDS) | ND | | ng/g | 0.562 | 0.172 | 1 |
| N-Ethyl Perfluorooctanesulfonamidoacetic Acid (NEtFOSAA) | ND | | ng/g | 0.562 | 0.095 | 1 |
| Perfluorododecanoic Acid (PFDoA) | ND | | ng/g | 0.562 | 0.079 | 1 |
| Perfluorotridecanoic Acid (PFTrDA) | ND | | ng/g | 0.562 | 0.230 | 1 |
| Perfluorotetradecanoic Acid (PFTA) | ND | | ng/g | 0.562 | 0.061 | 1 |
| PFOA/PFOS, Total | ND | | ng/g | 0.281 | 0.047 | 1 |

**Project Name:** 140 N MAIN ST **Lab Number:** L2160484

**Project Number:** 12166 **Report Date:** 11/29/21

## SAMPLE RESULTS

Lab ID: L2160484-01 Date Collected: 11/03/21 10:20

Client ID: SB-1 (12-12.5') Date Received: 11/03/21

Sample Location: PORT CHESTER, NY Field Prep: Not Specified

Sample Depth:

| Parameter | Result | Qualifier | Units | RL | MDL | Dilution Factor |
|---|---|---|---|---|---|---|

Perfluorinated Alkyl Acids by Isotope Dilution - Mansfield Lab

| Surrogate (Extracted Internal Standard) | % Recovery | Qualifier | Acceptance Criteria |
|---|---|---|---|
| Perfluoro[13C4]Butanoic Acid (MPFBA) | 94 | | 61-135 |
| Perfluoro[13C5]Pentanoic Acid (M5PFPEA) | 103 | | 58-150 |
| Perfluoro[2,3,4-13C3]Butanesulfonic Acid (M3PFBS) | 110 | | 74-139 |
| Perfluoro[1,2,3,4,6-13C5]Hexanoic Acid (M5PFHxA) | 100 | | 66-128 |
| Perfluoro[1,2,3,4-13C4]Heptanoic Acid (M4PFHpA) | 98 | | 71-129 |
| Perfluoro[1,2,3-13C3]Hexanesulfonic Acid (M3PFHxS) | 100 | | 78-139 |
| Perfluoro[13C8]Octanoic Acid (M8PFOA) | 101 | | 75-130 |
| 1H,1H,2H,2H-Perfluoro[1,2-13C2]Octanesulfonic Acid (M2-6:2FTS) | 72 | | 20-154 |
| Perfluoro[13C9]Nonanoic Acid (M9PFNA) | 115 | | 72-140 |
| Perfluoro[13C8]Octanesulfonic Acid (M8PFOS) | 101 | | 79-136 |
| Perfluoro[1,2,3,4,5,6-13C6]Decanoic Acid (M6PFDA) | 96 | | 75-130 |
| 1H,1H,2H,2H-Perfluoro[1,2-13C2]Decanesulfonic Acid (M2-8:2FTS) | 91 | | 19-175 |
| N-Deuteriomethylperfluoro-1-octanesulfonamidoacetic Acid (d3-NMeFOSAA) | 41 | | 31-134 |
| Perfluoro[1,2,3,4,5,6,7-13C7]Undecanoic Acid (M7-PFUDA) | 94 | | 61-155 |
| N-Deuterioethylperfluoro-1-octanesulfonamidoacetic Acid (d5-NEtFOSAA) | 43 | | 34-137 |
| Perfluoro[1,2-13C2]Dodecanoic Acid (MPFDOA) | 75 | | 54-150 |
| Perfluoro[1,2-13C2]Tetradecanoic Acid (M2PFTEDA) | 60 | | 24-159 |

**Project Name:** 140 N MAIN ST
**Project Number:** 12166
**Lab Number:** L2160484
**Report Date:** 11/29/21

## SAMPLE RESULTS

Lab ID: L2160484-01
Client ID: SB-1 (12-12.5')
Sample Location: PORT CHESTER, NY

Date Collected: 11/03/21 10:20
Date Received: 11/03/21
Field Prep: Not Specified

Sample Depth:
Matrix: Soil
Analytical Method: 134,LCMSMS-ID
Analytical Date: 11/15/21 18:12
Analyst: RS
Percent Solids: 82%

Extraction Method: ALPHA 23528
Extraction Date: 11/10/21 09:31

| Parameter | Result | Qualifier | Units | RL | MDL | Dilution Factor |
|---|---|---|---|---|---|---|
| **Perfluorinated Alkyl Acids by Isotope Dilution - Mansfield Lab** | | | | | | |
| Perfluorooctanesulfonamide (FOSA) | ND | | ng/g | 0.562 | 0.110 | 1 |

| Surrogate (Extracted Internal Standard) | % Recovery | Qualifier | Acceptance Criteria |
|---|---|---|---|
| Perfluoro[13C8]Octanesulfonamide (M8FOSA) | 86 | | 10-117 |

**Project Name:** 140 N MAIN ST
**Project Number:** 12166
**Lab Number:** L2160484
**Report Date:** 11/29/21

## SAMPLE RESULTS

Lab ID: L2160484-02
Client ID: SB-2 (7.5-8')
Sample Location: PORT CHESTER, NY

Date Collected: 11/03/21 11:10
Date Received: 11/03/21
Field Prep: Not Specified

Sample Depth:
Matrix: Soil
Analytical Method: 1,8270D
Analytical Date: 11/10/21 05:29
Analyst: IM
Percent Solids: 94%

Extraction Method: EPA 3546
Extraction Date: 11/08/21 17:32

| Parameter | Result | Qualifier | Units | RL | MDL | Dilution Factor |
|---|---|---|---|---|---|---|
| **Semivolatile Organics by GC/MS - Westborough Lab** | | | | | | |
| Acenaphthene | ND | | ug/kg | 140 | 18. | 1 |
| 1,2,4-Trichlorobenzene | ND | | ug/kg | 170 | 20. | 1 |
| Hexachlorobenzene | ND | | ug/kg | 100 | 20. | 1 |
| Bis(2-chloroethyl)ether | ND | | ug/kg | 160 | 24. | 1 |
| 2-Chloronaphthalene | ND | | ug/kg | 170 | 17. | 1 |
| 1,2-Dichlorobenzene | ND | | ug/kg | 170 | 31. | 1 |
| 1,3-Dichlorobenzene | ND | | ug/kg | 170 | 30. | 1 |
| 1,4-Dichlorobenzene | ND | | ug/kg | 170 | 30. | 1 |
| 3,3'-Dichlorobenzidine | ND | | ug/kg | 170 | 46. | 1 |
| 2,4-Dinitrotoluene | ND | | ug/kg | 170 | 35. | 1 |
| 2,6-Dinitrotoluene | ND | | ug/kg | 170 | 30. | 1 |
| Fluoranthene | ND | | ug/kg | 100 | 20. | 1 |
| 4-Chlorophenyl phenyl ether | ND | | ug/kg | 170 | 19. | 1 |
| 4-Bromophenyl phenyl ether | ND | | ug/kg | 170 | 27. | 1 |
| Bis(2-chloroisopropyl)ether | ND | | ug/kg | 210 | 30. | 1 |
| Bis(2-chloroethoxy)methane | ND | | ug/kg | 190 | 17. | 1 |
| Hexachlorobutadiene | ND | | ug/kg | 170 | 26. | 1 |
| Hexachlorocyclopentadiene | ND | | ug/kg | 500 | 160 | 1 |
| Hexachloroethane | ND | | ug/kg | 140 | 28. | 1 |
| Isophorone | ND | | ug/kg | 160 | 23. | 1 |
| Naphthalene | ND | | ug/kg | 170 | 21. | 1 |
| Nitrobenzene | ND | | ug/kg | 160 | 26. | 1 |
| NDPA/DPA | ND | | ug/kg | 140 | 20. | 1 |
| n-Nitrosodi-n-propylamine | ND | | ug/kg | 170 | 27. | 1 |
| Bis(2-ethylhexyl)phthalate | ND | | ug/kg | 170 | 60. | 1 |
| Butyl benzyl phthalate | ND | | ug/kg | 170 | 44. | 1 |
| Di-n-butylphthalate | ND | | ug/kg | 170 | 33. | 1 |
| Di-n-octylphthalate | ND | | ug/kg | 170 | 59. | 1 |

**Project Name:** 140 N MAIN ST **Lab Number:** L2160484

**Project Number:** 12166 **Report Date:** 11/29/21

## SAMPLE RESULTS

Lab ID: L2160484-02 Date Collected: 11/03/21 11:10

Client ID: SB-2 (7.5-8') Date Received: 11/03/21

Sample Location: PORT CHESTER, NY Field Prep: Not Specified

Sample Depth:

| Parameter | Result | Qualifier | Units | RL | MDL | Dilution Factor |
|---|---|---|---|---|---|---|
| Semivolatile Organics by GC/MS - Westborough Lab | | | | | | |
| Diethyl phthalate | ND | | ug/kg | 170 | 16. | 1 |
| Dimethyl phthalate | ND | | ug/kg | 170 | 37. | 1 |
| Benzo(a)anthracene | ND | | ug/kg | 100 | 20. | 1 |
| Benzo(a)pyrene | ND | | ug/kg | 140 | 42. | 1 |
| Benzo(b)fluoranthene | ND | | ug/kg | 100 | 29. | 1 |
| Benzo(k)fluoranthene | ND | | ug/kg | 100 | 28. | 1 |
| Chrysene | ND | | ug/kg | 100 | 18. | 1 |
| Acenaphthylene | ND | | ug/kg | 140 | 27. | 1 |
| Anthracene | ND | | ug/kg | 100 | 34. | 1 |
| Benzo(ghi)perylene | ND | | ug/kg | 140 | 20. | 1 |
| Fluorene | ND | | ug/kg | 170 | 17. | 1 |
| Phenanthrene | ND | | ug/kg | 100 | 21. | 1 |
| Dibenzo(a,h)anthracene | ND | | ug/kg | 100 | 20. | 1 |
| Indeno(1,2,3-cd)pyrene | ND | | ug/kg | 140 | 24. | 1 |
| Pyrene | ND | | ug/kg | 100 | 17. | 1 |
| Biphenyl | ND | | ug/kg | 400 | 40. | 1 |
| 4-Chloroaniline | ND | | ug/kg | 170 | 32. | 1 |
| 2-Nitroaniline | ND | | ug/kg | 170 | 34. | 1 |
| 3-Nitroaniline | ND | | ug/kg | 170 | 33. | 1 |
| 4-Nitroaniline | ND | | ug/kg | 170 | 72. | 1 |
| Dibenzofuran | ND | | ug/kg | 170 | 16. | 1 |
| 2-Methylnaphthalene | ND | | ug/kg | 210 | 21. | 1 |
| 1,2,4,5-Tetrachlorobenzene | ND | | ug/kg | 170 | 18. | 1 |
| Acetophenone | ND | | ug/kg | 170 | 22. | 1 |
| 2,4,6-Trichlorophenol | ND | | ug/kg | 100 | 33. | 1 |
| p-Chloro-m-cresol | ND | | ug/kg | 170 | 26. | 1 |
| 2-Chlorophenol | ND | | ug/kg | 170 | 21. | 1 |
| 2,4-Dichlorophenol | ND | | ug/kg | 160 | 28. | 1 |
| 2,4-Dimethylphenol | ND | | ug/kg | 170 | 58. | 1 |
| 2-Nitrophenol | ND | | ug/kg | 380 | 66. | 1 |
| 4-Nitrophenol | ND | | ug/kg | 240 | 71. | 1 |
| 2,4-Dinitrophenol | ND | | ug/kg | 840 | 81. | 1 |
| 4,6-Dinitro-o-cresol | ND | | ug/kg | 450 | 84. | 1 |
| Pentachlorophenol | ND | | ug/kg | 140 | 38. | 1 |
| Phenol | ND | | ug/kg | 170 | 26. | 1 |
| 2-Methylphenol | ND | | ug/kg | 170 | 27. | 1 |
| 3-Methylphenol/4-Methylphenol | ND | | ug/kg | 250 | 27. | 1 |

**Project Name:** 140 N MAIN ST **Lab Number:** L2160484

**Project Number:** 12166 **Report Date:** 11/29/21

## SAMPLE RESULTS

Lab ID: L2160484-02 Date Collected: 11/03/21 11:10

Client ID: SB-2 (7.5-8') Date Received: 11/03/21

Sample Location: PORT CHESTER, NY Field Prep: Not Specified

Sample Depth:

| Parameter | Result | Qualifier | Units | RL | MDL | Dilution Factor |
|---|---|---|---|---|---|---|
| **Semivolatile Organics by GC/MS - Westborough Lab** | | | | | | |
| 2,4,5-Trichlorophenol | ND | | ug/kg | 170 | 33. | 1 |
| Benzoic Acid | ND | | ug/kg | 560 | 180 | 1 |
| Benzyl Alcohol | ND | | ug/kg | 170 | 53. | 1 |
| Carbazole | ND | | ug/kg | 170 | 17. | 1 |
| 1,4-Dioxane | ND | | ug/kg | 26 | 8.0 | 1 |

| Tentatively Identified Compounds | | | | |
|---|---|---|---|---|
| No Tentatively Identified Compounds | ND | ug/kg | | 1 |

| Surrogate | % Recovery | Qualifier | Acceptance Criteria |
|---|---|---|---|
| 2-Fluorophenol | 53 | | 25-120 |
| Phenol-d6 | 57 | | 10-120 |
| Nitrobenzene-d5 | 53 | | 23-120 |
| 2-Fluorobiphenyl | 50 | | 30-120 |
| 2,4,6-Tribromophenol | 47 | | 10-136 |
| 4-Terphenyl-d14 | 53 | | 18-120 |

**Project Name:** 140 N MAIN ST
**Project Number:** 12166
**Lab Number:** L2160484
**Report Date:** 11/29/21

## SAMPLE RESULTS

Lab ID: L2160484-03
Client ID: SB-3 (7.5-8')
Sample Location: PORT CHESTER, NY

Date Collected: 11/03/21 11:40
Date Received: 11/03/21
Field Prep: Not Specified

Sample Depth:
Matrix: Soil
Analytical Method: 1,8270D
Analytical Date: 11/10/21 04:44
Analyst: IM
Percent Solids: 82%

Extraction Method: EPA 3546
Extraction Date: 11/08/21 17:32

| Parameter | Result | Qualifier | Units | RL | MDL | Dilution Factor |
|---|---|---|---|---|---|---|
| **Semivolatile Organics by GC/MS - Westborough Lab** | | | | | | |
| Acenaphthene | ND | | ug/kg | 160 | 21. | 1 |
| 1,2,4-Trichlorobenzene | ND | | ug/kg | 200 | 23. | 1 |
| Hexachlorobenzene | ND | | ug/kg | 120 | 23. | 1 |
| Bis(2-chloroethyl)ether | ND | | ug/kg | 180 | 27. | 1 |
| 2-Chloronaphthalene | ND | | ug/kg | 200 | 20. | 1 |
| 1,2-Dichlorobenzene | ND | | ug/kg | 200 | 36. | 1 |
| 1,3-Dichlorobenzene | ND | | ug/kg | 200 | 35. | 1 |
| 1,4-Dichlorobenzene | ND | | ug/kg | 200 | 35. | 1 |
| 3,3'-Dichlorobenzidine | ND | | ug/kg | 200 | 54. | 1 |
| 2,4-Dinitrotoluene | ND | | ug/kg | 200 | 40. | 1 |
| 2,6-Dinitrotoluene | ND | | ug/kg | 200 | 35. | 1 |
| Fluoranthene | ND | | ug/kg | 120 | 23. | 1 |
| 4-Chlorophenyl phenyl ether | ND | | ug/kg | 200 | 22. | 1 |
| 4-Bromophenyl phenyl ether | ND | | ug/kg | 200 | 31. | 1 |
| Bis(2-chloroisopropyl)ether | ND | | ug/kg | 240 | 34. | 1 |
| Bis(2-chloroethoxy)methane | ND | | ug/kg | 220 | 20. | 1 |
| Hexachlorobutadiene | ND | | ug/kg | 200 | 30. | 1 |
| Hexachlorocyclopentadiene | ND | | ug/kg | 580 | 180 | 1 |
| Hexachloroethane | ND | | ug/kg | 160 | 33. | 1 |
| Isophorone | ND | | ug/kg | 180 | 26. | 1 |
| Naphthalene | ND | | ug/kg | 200 | 25. | 1 |
| Nitrobenzene | ND | | ug/kg | 180 | 30. | 1 |
| NDPA/DPA | ND | | ug/kg | 160 | 23. | 1 |
| n-Nitrosodi-n-propylamine | ND | | ug/kg | 200 | 31. | 1 |
| Bis(2-ethylhexyl)phthalate | ND | | ug/kg | 200 | 70. | 1 |
| Butyl benzyl phthalate | ND | | ug/kg | 200 | 51. | 1 |
| Di-n-butylphthalate | ND | | ug/kg | 200 | 38. | 1 |
| Di-n-octylphthalate | ND | | ug/kg | 200 | 69. | 1 |

**Project Name:** 140 N MAIN ST **Lab Number:** L2160484

**Project Number:** 12166 **Report Date:** 11/29/21

## SAMPLE RESULTS

Lab ID: L2160484-03 Date Collected: 11/03/21 11:40

Client ID: SB-3 (7.5-8') Date Received: 11/03/21

Sample Location: PORT CHESTER, NY Field Prep: Not Specified

Sample Depth:

| Parameter | Result | Qualifier | Units | RL | MDL | Dilution Factor |
|---|---|---|---|---|---|---|
| Semivolatile Organics by GC/MS - Westborough Lab | | | | | | |
| Diethyl phthalate | ND | | ug/kg | 200 | 19. | 1 |
| Dimethyl phthalate | ND | | ug/kg | 200 | 42. | 1 |
| Benzo(a)anthracene | ND | | ug/kg | 120 | 23. | 1 |
| Benzo(a)pyrene | ND | | ug/kg | 160 | 49. | 1 |
| Benzo(b)fluoranthene | ND | | ug/kg | 120 | 34. | 1 |
| Benzo(k)fluoranthene | ND | | ug/kg | 120 | 32. | 1 |
| Chrysene | ND | | ug/kg | 120 | 21. | 1 |
| Acenaphthylene | ND | | ug/kg | 160 | 31. | 1 |
| Anthracene | ND | | ug/kg | 120 | 39. | 1 |
| Benzo(ghi)perylene | ND | | ug/kg | 160 | 24. | 1 |
| Fluorene | ND | | ug/kg | 200 | 20. | 1 |
| Phenanthrene | ND | | ug/kg | 120 | 25. | 1 |
| Dibenzo(a,h)anthracene | ND | | ug/kg | 120 | 23. | 1 |
| Indeno(1,2,3-cd)pyrene | ND | | ug/kg | 160 | 28. | 1 |
| Pyrene | ND | | ug/kg | 120 | 20. | 1 |
| Biphenyl | ND | | ug/kg | 460 | 47. | 1 |
| 4-Chloroaniline | ND | | ug/kg | 200 | 37. | 1 |
| 2-Nitroaniline | ND | | ug/kg | 200 | 39. | 1 |
| 3-Nitroaniline | ND | | ug/kg | 200 | 38. | 1 |
| 4-Nitroaniline | ND | | ug/kg | 200 | 84. | 1 |
| Dibenzofuran | ND | | ug/kg | 200 | 19. | 1 |
| 2-Methylnaphthalene | ND | | ug/kg | 240 | 24. | 1 |
| 1,2,4,5-Tetrachlorobenzene | ND | | ug/kg | 200 | 21. | 1 |
| Acetophenone | ND | | ug/kg | 200 | 25. | 1 |
| 2,4,6-Trichlorophenol | ND | | ug/kg | 120 | 38. | 1 |
| p-Chloro-m-cresol | ND | | ug/kg | 200 | 30. | 1 |
| 2-Chlorophenol | ND | | ug/kg | 200 | 24. | 1 |
| 2,4-Dichlorophenol | ND | | ug/kg | 180 | 32. | 1 |
| 2,4-Dimethylphenol | ND | | ug/kg | 200 | 67. | 1 |
| 2-Nitrophenol | ND | | ug/kg | 440 | 76. | 1 |
| 4-Nitrophenol | ND | | ug/kg | 280 | 83. | 1 |
| 2,4-Dinitrophenol | ND | | ug/kg | 970 | 94. | 1 |
| 4,6-Dinitro-o-cresol | ND | | ug/kg | 530 | 97. | 1 |
| Pentachlorophenol | ND | | ug/kg | 160 | 44. | 1 |
| Phenol | ND | | ug/kg | 200 | 30. | 1 |
| 2-Methylphenol | ND | | ug/kg | 200 | 31. | 1 |
| 3-Methylphenol/4-Methylphenol | ND | | ug/kg | 290 | 32. | 1 |

**Project Name:** 140 N MAIN ST **Lab Number:** L2160484

**Project Number:** 12166 **Report Date:** 11/29/21

## SAMPLE RESULTS

Lab ID: L2160484-03 Date Collected: 11/03/21 11:40

Client ID: SB-3 (7.5-8') Date Received: 11/03/21

Sample Location: PORT CHESTER, NY Field Prep: Not Specified

Sample Depth:

| Parameter | Result | Qualifier | Units | RL | MDL | Dilution Factor |
|---|---|---|---|---|---|---|
| **Semivolatile Organics by GC/MS - Westborough Lab** | | | | | | |
| 2,4,5-Trichlorophenol | ND | | ug/kg | 200 | 39. | 1 |
| Benzoic Acid | ND | | ug/kg | 660 | 200 | 1 |
| Benzyl Alcohol | ND | | ug/kg | 200 | 62. | 1 |
| Carbazole | ND | | ug/kg | 200 | 20. | 1 |
| 1,4-Dioxane | ND | | ug/kg | 30 | 9.3 | 1 |

**Tentatively Identified Compounds**

| | | | |
|---|---|---|---|
| No Tentatively Identified Compounds | ND | ug/kg | 1 |

| Surrogate | % Recovery | Qualifier | Acceptance Criteria |
|---|---|---|---|
| 2-Fluorophenol | 46 | | 25-120 |
| Phenol-d6 | 59 | | 10-120 |
| Nitrobenzene-d5 | 51 | | 23-120 |
| 2-Fluorobiphenyl | 61 | | 30-120 |
| 2,4,6-Tribromophenol | 68 | | 10-136 |
| 4-Terphenyl-d14 | 51 | | 18-120 |

**Project Name:** 140 N MAIN ST
**Project Number:** 12166
**Lab Number:** L2160484
**Report Date:** 11/29/21

## SAMPLE RESULTS

Lab ID: L2160484-03
Client ID: SB-3 (7.5-8')
Sample Location: PORT CHESTER, NY

Date Collected: 11/03/21 11:40
Date Received: 11/03/21
Field Prep: Not Specified

Sample Depth:
Matrix: Soil
Analytical Method: 134,LCMSMS-ID
Analytical Date: 11/12/21 06:10
Analyst: HT
Percent Solids: 82%

Extraction Method: ALPHA 23528
Extraction Date: 11/10/21 09:31

| Parameter | Result | Qualifier | Units | RL | MDL | Dilution Factor |
|---|---|---|---|---|---|---|
| **Perfluorinated Alkyl Acids by Isotope Dilution - Mansfield Lab** | | | | | | |
| Perfluorobutanoic Acid (PFBA) | ND | | ng/g | 0.586 | 0.027 | 1 |
| Perfluoropentanoic Acid (PFPeA) | ND | | ng/g | 0.586 | 0.054 | 1 |
| Perfluorobutanesulfonic Acid (PFBS) | ND | | ng/g | 0.293 | 0.046 | 1 |
| Perfluorohexanoic Acid (PFHxA) | ND | | ng/g | 0.586 | 0.062 | 1 |
| Perfluoroheptanoic Acid (PFHpA) | ND | | ng/g | 0.293 | 0.053 | 1 |
| Perfluorohexanesulfonic Acid (PFHxS) | ND | | ng/g | 0.293 | 0.071 | 1 |
| Perfluorooctanoic Acid (PFOA) | ND | | ng/g | 0.293 | 0.049 | 1 |
| 1H,1H,2H,2H-Perfluorooctanesulfonic Acid (6:2FTS) | ND | | ng/g | 0.586 | 0.210 | 1 |
| Perfluoroheptanesulfonic Acid (PFHpS) | ND | | ng/g | 0.586 | 0.160 | 1 |
| Perfluorononanoic Acid (PFNA) | ND | | ng/g | 0.293 | 0.088 | 1 |
| Perfluorooctanesulfonic Acid (PFOS) | 0.175 | J | ng/g | 0.293 | 0.152 | 1 |
| Perfluorodecanoic Acid (PFDA) | ND | | ng/g | 0.293 | 0.079 | 1 |
| 1H,1H,2H,2H-Perfluorodecanesulfonic Acid (8:2FTS) | ND | | ng/g | 0.586 | 0.336 | 1 |
| N-Methyl Perfluorooctanesulfonamidoacetic Acid (NMeFOSAA) | ND | | ng/g | 0.586 | 0.236 | 1 |
| Perfluoroundecanoic Acid (PFUnA) | ND | | ng/g | 0.586 | 0.055 | 1 |
| Perfluorodecanesulfonic Acid (PFDS) | ND | | ng/g | 0.586 | 0.179 | 1 |
| N-Ethyl Perfluorooctanesulfonamidoacetic Acid (NEtFOSAA) | ND | | ng/g | 0.586 | 0.099 | 1 |
| Perfluorododecanoic Acid (PFDoA) | ND | | ng/g | 0.586 | 0.082 | 1 |
| Perfluorotridecanoic Acid (PFTrDA) | ND | | ng/g | 0.586 | 0.240 | 1 |
| Perfluorotetradecanoic Acid (PFTA) | ND | | ng/g | 0.586 | 0.063 | 1 |
| PFOA/PFOS, Total | 0.175 | J | ng/g | 0.293 | 0.049 | 1 |

**Project Name:** 140 N MAIN ST **Lab Number:** L2160484

**Project Number:** 12166 **Report Date:** 11/29/21

## SAMPLE RESULTS

Lab ID: L2160484-03 Date Collected: 11/03/21 11:40

Client ID: SB-3 (7.5-8') Date Received: 11/03/21

Sample Location: PORT CHESTER, NY Field Prep: Not Specified

Sample Depth:

| Parameter | Result | Qualifier | Units | RL | MDL | Dilution Factor |
|---|---|---|---|---|---|---|

Perfluorinated Alkyl Acids by Isotope Dilution - Mansfield Lab

| Surrogate (Extracted Internal Standard) | % Recovery | Qualifier | Acceptance Criteria |
|---|---|---|---|
| Perfluoro[13C4]Butanoic Acid (MPFBA) | **28** | Q | 61-135 |
| Perfluoro[13C5]Pentanoic Acid (M5PFPEA) | **38** | Q | 58-150 |
| Perfluoro[2,3,4-13C3]Butanesulfonic Acid (M3PFBS) | 101 | | 74-139 |
| Perfluoro[1,2,3,4,6-13C5]Hexanoic Acid (M5PFHxA) | **46** | Q | 66-128 |
| Perfluoro[1,2,3,4-13C4]Heptanoic Acid (M4PFHpA) | **55** | Q | 71-129 |
| Perfluoro[1,2,3-13C3]Hexanesulfonic Acid (M3PFHxS) | 92 | | 78-139 |
| Perfluoro[13C8]Octanoic Acid (M8PFOA) | **66** | Q | 75-130 |
| 1H,1H,2H,2H-Perfluoro[1,2-13C2]Octanesulfonic Acid (M2-6:2FTS) | 67 | | 20-154 |
| Perfluoro[13C9]Nonanoic Acid (M9PFNA) | 81 | | 72-140 |
| Perfluoro[13C8]Octanesulfonic Acid (M8PFOS) | 94 | | 79-136 |
| Perfluoro[1,2,3,4,5,6-13C6]Decanoic Acid (M6PFDA) | **72** | Q | 75-130 |
| 1H,1H,2H,2H-Perfluoro[1,2-13C2]Decanesulfonic Acid (M2-8:2FTS) | 86 | | 19-175 |
| N-Deuteriomethylperfluoro-1-octanesulfonamidoacetic Acid (d3-NMeFOSAA) | **16** | Q | 31-134 |
| Perfluoro[1,2,3,4,5,6,7-13C7]Undecanoic Acid (M7-PFUDA) | 75 | | 61-155 |
| N-Deuterioethylperfluoro-1-octanesulfonamidoacetic Acid (d5-NEtFOSAA) | **18** | Q | 34-137 |
| Perfluoro[1,2-13C2]Dodecanoic Acid (MPFDOA) | 60 | | 54-150 |
| Perfluoro[1,2-13C2]Tetradecanoic Acid (M2PFTEDA) | 50 | | 24-159 |

**Project Name:** 140 N MAIN ST
**Project Number:** 12166
**Lab Number:** L2160484
**Report Date:** 11/29/21

## SAMPLE RESULTS

Lab ID: L2160484-03
Client ID: SB-3 (7.5-8')
Sample Location: PORT CHESTER, NY

Date Collected: 11/03/21 11:40
Date Received: 11/03/21
Field Prep: Not Specified

Sample Depth:
Matrix: Soil
Analytical Method: 134,LCMSMS-ID
Analytical Date: 11/15/21 18:19
Analyst: RS
Percent Solids: 82%

Extraction Method: ALPHA 23528
Extraction Date: 11/10/21 09:31

| Parameter | Result | Qualifier | Units | RL | MDL | Dilution Factor |
|---|---|---|---|---|---|---|
| **Perfluorinated Alkyl Acids by Isotope Dilution - Mansfield Lab** | | | | | | |
| Perfluorooctanesulfonamide (FOSA) | ND | | ng/g | 0.586 | 0.115 | 1 |

| Surrogate (Extracted Internal Standard) | % Recovery | Qualifier | Acceptance Criteria |
|---|---|---|---|
| Perfluoro[13C8]Octanesulfonamide (M8FOSA) | 86 | | 10-117 |

**Project Name:** 140 N MAIN ST
**Project Number:** 12166
**Lab Number:** L2160484
**Report Date:** 11/29/21

## SAMPLE RESULTS

Lab ID: L2160484-04
Client ID: SB-4 (6.5-7')
Sample Location: PORT CHESTER, NY

Date Collected: 11/03/21 12:50
Date Received: 11/03/21
Field Prep: Not Specified

Sample Depth:
Matrix: Soil
Analytical Method: 1,8270D
Analytical Date: 11/10/21 03:14
Analyst: IM
Percent Solids: 82%

Extraction Method: EPA 3546
Extraction Date: 11/08/21 17:32

| Parameter | Result | Qualifier | Units | RL | MDL | Dilution Factor |
|---|---|---|---|---|---|---|
| **Semivolatile Organics by GC/MS - Westborough Lab** | | | | | | |
| Acenaphthene | ND | | ug/kg | 160 | 21. | 1 |
| 1,2,4-Trichlorobenzene | ND | | ug/kg | 200 | 23. | 1 |
| Hexachlorobenzene | ND | | ug/kg | 120 | 23. | 1 |
| Bis(2-chloroethyl)ether | ND | | ug/kg | 180 | 27. | 1 |
| 2-Chloronaphthalene | ND | | ug/kg | 200 | 20. | 1 |
| 1,2-Dichlorobenzene | ND | | ug/kg | 200 | 36. | 1 |
| 1,3-Dichlorobenzene | ND | | ug/kg | 200 | 35. | 1 |
| 1,4-Dichlorobenzene | ND | | ug/kg | 200 | 35. | 1 |
| 3,3'-Dichlorobenzidine | ND | | ug/kg | 200 | 54. | 1 |
| 2,4-Dinitrotoluene | ND | | ug/kg | 200 | 40. | 1 |
| 2,6-Dinitrotoluene | ND | | ug/kg | 200 | 35. | 1 |
| Fluoranthene | ND | | ug/kg | 120 | 23. | 1 |
| 4-Chlorophenyl phenyl ether | ND | | ug/kg | 200 | 22. | 1 |
| 4-Bromophenyl phenyl ether | ND | | ug/kg | 200 | 31. | 1 |
| Bis(2-chloroisopropyl)ether | ND | | ug/kg | 240 | 34. | 1 |
| Bis(2-chloroethoxy)methane | ND | | ug/kg | 220 | 20. | 1 |
| Hexachlorobutadiene | ND | | ug/kg | 200 | 30. | 1 |
| Hexachlorocyclopentadiene | ND | | ug/kg | 580 | 180 | 1 |
| Hexachloroethane | ND | | ug/kg | 160 | 33. | 1 |
| Isophorone | ND | | ug/kg | 180 | 26. | 1 |
| Naphthalene | ND | | ug/kg | 200 | 24. | 1 |
| Nitrobenzene | ND | | ug/kg | 180 | 30. | 1 |
| NDPA/DPA | ND | | ug/kg | 160 | 23. | 1 |
| n-Nitrosodi-n-propylamine | ND | | ug/kg | 200 | 31. | 1 |
| Bis(2-ethylhexyl)phthalate | ND | | ug/kg | 200 | 70. | 1 |
| Butyl benzyl phthalate | ND | | ug/kg | 200 | 51. | 1 |
| Di-n-butylphthalate | ND | | ug/kg | 200 | 38. | 1 |
| Di-n-octylphthalate | ND | | ug/kg | 200 | 69. | 1 |

**Project Name:** 140 N MAIN ST **Lab Number:** L2160484

**Project Number:** 12166 **Report Date:** 11/29/21

## SAMPLE RESULTS

Lab ID: L2160484-04 Date Collected: 11/03/21 12:50

Client ID: SB-4 (6.5-7') Date Received: 11/03/21

Sample Location: PORT CHESTER, NY Field Prep: Not Specified

Sample Depth:

| Parameter | Result | Qualifier | Units | RL | MDL | Dilution Factor |
|---|---|---|---|---|---|---|
| Semivolatile Organics by GC/MS - Westborough Lab | | | | | | |
| Diethyl phthalate | ND | | ug/kg | 200 | 19. | 1 |
| Dimethyl phthalate | ND | | ug/kg | 200 | 42. | 1 |
| Benzo(a)anthracene | ND | | ug/kg | 120 | 23. | 1 |
| Benzo(a)pyrene | ND | | ug/kg | 160 | 49. | 1 |
| Benzo(b)fluoranthene | ND | | ug/kg | 120 | 34. | 1 |
| Benzo(k)fluoranthene | ND | | ug/kg | 120 | 32. | 1 |
| Chrysene | ND | | ug/kg | 120 | 21. | 1 |
| Acenaphthylene | ND | | ug/kg | 160 | 31. | 1 |
| Anthracene | ND | | ug/kg | 120 | 39. | 1 |
| Benzo(ghi)perylene | ND | | ug/kg | 160 | 24. | 1 |
| Fluorene | ND | | ug/kg | 200 | 20. | 1 |
| Phenanthrene | ND | | ug/kg | 120 | 24. | 1 |
| Dibenzo(a,h)anthracene | ND | | ug/kg | 120 | 23. | 1 |
| Indeno(1,2,3-cd)pyrene | ND | | ug/kg | 160 | 28. | 1 |
| Pyrene | ND | | ug/kg | 120 | 20. | 1 |
| Biphenyl | ND | | ug/kg | 460 | 47. | 1 |
| 4-Chloroaniline | ND | | ug/kg | 200 | 37. | 1 |
| 2-Nitroaniline | ND | | ug/kg | 200 | 39. | 1 |
| 3-Nitroaniline | ND | | ug/kg | 200 | 38. | 1 |
| 4-Nitroaniline | ND | | ug/kg | 200 | 84. | 1 |
| Dibenzofuran | ND | | ug/kg | 200 | 19. | 1 |
| 2-Methylnaphthalene | ND | | ug/kg | 240 | 24. | 1 |
| 1,2,4,5-Tetrachlorobenzene | ND | | ug/kg | 200 | 21. | 1 |
| Acetophenone | ND | | ug/kg | 200 | 25. | 1 |
| 2,4,6-Trichlorophenol | ND | | ug/kg | 120 | 38. | 1 |
| p-Chloro-m-cresol | ND | | ug/kg | 200 | 30. | 1 |
| 2-Chlorophenol | ND | | ug/kg | 200 | 24. | 1 |
| 2,4-Dichlorophenol | ND | | ug/kg | 180 | 32. | 1 |
| 2,4-Dimethylphenol | ND | | ug/kg | 200 | 67. | 1 |
| 2-Nitrophenol | ND | | ug/kg | 440 | 76. | 1 |
| 4-Nitrophenol | ND | | ug/kg | 280 | 82. | 1 |
| 2,4-Dinitrophenol | ND | | ug/kg | 970 | 94. | 1 |
| 4,6-Dinitro-o-cresol | ND | | ug/kg | 520 | 97. | 1 |
| Pentachlorophenol | ND | | ug/kg | 160 | 44. | 1 |
| Phenol | ND | | ug/kg | 200 | 30. | 1 |
| 2-Methylphenol | ND | | ug/kg | 200 | 31. | 1 |
| 3-Methylphenol/4-Methylphenol | ND | | ug/kg | 290 | 32. | 1 |

**Project Name:** 140 N MAIN ST **Lab Number:** L2160484

**Project Number:** 12166 **Report Date:** 11/29/21

## SAMPLE RESULTS

Lab ID: L2160484-04 Date Collected: 11/03/21 12:50

Client ID: SB-4 (6.5-7') Date Received: 11/03/21

Sample Location: PORT CHESTER, NY Field Prep: Not Specified

Sample Depth:

| Parameter | Result | Qualifier | Units | RL | MDL | Dilution Factor |
|---|---|---|---|---|---|---|
| **Semivolatile Organics by GC/MS - Westborough Lab** | | | | | | |
| 2,4,5-Trichlorophenol | ND | | ug/kg | 200 | 39. | 1 |
| Benzoic Acid | ND | | ug/kg | 650 | 200 | 1 |
| Benzyl Alcohol | ND | | ug/kg | 200 | 62. | 1 |
| Carbazole | ND | | ug/kg | 200 | 20. | 1 |
| 1,4-Dioxane | ND | | ug/kg | 30 | 9.3 | 1 |

**Tentatively Identified Compounds**

| | | | |
|---|---|---|---|
| No Tentatively Identified Compounds | ND | ug/kg | 1 |

| Surrogate | % Recovery | Qualifier | Acceptance Criteria |
|---|---|---|---|
| 2-Fluorophenol | 65 | | 25-120 |
| Phenol-d6 | 64 | | 10-120 |
| Nitrobenzene-d5 | 50 | | 23-120 |
| 2-Fluorobiphenyl | 56 | | 30-120 |
| 2,4,6-Tribromophenol | 75 | | 10-136 |
| 4-Terphenyl-d14 | 52 | | 18-120 |

**Project Name:** 140 N MAIN ST
**Project Number:** 12166
**Lab Number:** L2160484
**Report Date:** 11/29/21

## SAMPLE RESULTS

Lab ID: L2160484-05
Client ID: SB-5 (8.5-9')
Sample Location: PORT CHESTER, NY

Date Collected: 11/03/21 13:20
Date Received: 11/03/21
Field Prep: Not Specified

Sample Depth:
Matrix: Soil
Analytical Method: 1,8270D
Analytical Date: 11/10/21 03:36
Analyst: IM
Percent Solids: 82%

Extraction Method: EPA 3546
Extraction Date: 11/08/21 17:32

| Parameter | Result | Qualifier | Units | RL | MDL | Dilution Factor |
|---|---|---|---|---|---|---|
| **Semivolatile Organics by GC/MS - Westborough Lab** | | | | | | |
| Acenaphthene | ND | | ug/kg | 160 | 21. | 1 |
| 1,2,4-Trichlorobenzene | ND | | ug/kg | 200 | 23. | 1 |
| Hexachlorobenzene | ND | | ug/kg | 120 | 23. | 1 |
| Bis(2-chloroethyl)ether | ND | | ug/kg | 180 | 28. | 1 |
| 2-Chloronaphthalene | ND | | ug/kg | 200 | 20. | 1 |
| 1,2-Dichlorobenzene | ND | | ug/kg | 200 | 36. | 1 |
| 1,3-Dichlorobenzene | ND | | ug/kg | 200 | 35. | 1 |
| 1,4-Dichlorobenzene | ND | | ug/kg | 200 | 35. | 1 |
| 3,3'-Dichlorobenzidine | ND | | ug/kg | 200 | 54. | 1 |
| 2,4-Dinitrotoluene | ND | | ug/kg | 200 | 41. | 1 |
| 2,6-Dinitrotoluene | ND | | ug/kg | 200 | 35. | 1 |
| Fluoranthene | ND | | ug/kg | 120 | 23. | 1 |
| 4-Chlorophenyl phenyl ether | ND | | ug/kg | 200 | 22. | 1 |
| 4-Bromophenyl phenyl ether | ND | | ug/kg | 200 | 31. | 1 |
| Bis(2-chloroisopropyl)ether | ND | | ug/kg | 240 | 35. | 1 |
| Bis(2-chloroethoxy)methane | ND | | ug/kg | 220 | 20. | 1 |
| Hexachlorobutadiene | ND | | ug/kg | 200 | 30. | 1 |
| Hexachlorocyclopentadiene | ND | | ug/kg | 580 | 180 | 1 |
| Hexachloroethane | ND | | ug/kg | 160 | 33. | 1 |
| Isophorone | ND | | ug/kg | 180 | 26. | 1 |
| Naphthalene | ND | | ug/kg | 200 | 25. | 1 |
| Nitrobenzene | ND | | ug/kg | 180 | 30. | 1 |
| NDPA/DPA | ND | | ug/kg | 160 | 23. | 1 |
| n-Nitrosodi-n-propylamine | ND | | ug/kg | 200 | 31. | 1 |
| Bis(2-ethylhexyl)phthalate | ND | | ug/kg | 200 | 70. | 1 |
| Butyl benzyl phthalate | ND | | ug/kg | 200 | 51. | 1 |
| Di-n-butylphthalate | ND | | ug/kg | 200 | 38. | 1 |
| Di-n-octylphthalate | ND | | ug/kg | 200 | 69. | 1 |

**Project Name:** 140 N MAIN ST **Lab Number:** L2160484

**Project Number:** 12166 **Report Date:** 11/29/21

## SAMPLE RESULTS

Lab ID: L2160484-05 Date Collected: 11/03/21 13:20

Client ID: SB-5 (8.5-9') Date Received: 11/03/21

Sample Location: PORT CHESTER, NY Field Prep: Not Specified

Sample Depth:

| Parameter | Result | Qualifier | Units | RL | MDL | Dilution Factor |
|---|---|---|---|---|---|---|
| Semivolatile Organics by GC/MS - Westborough Lab | | | | | | |
| Diethyl phthalate | ND | | ug/kg | 200 | 19. | 1 |
| Dimethyl phthalate | ND | | ug/kg | 200 | 43. | 1 |
| Benzo(a)anthracene | ND | | ug/kg | 120 | 23. | 1 |
| Benzo(a)pyrene | ND | | ug/kg | 160 | 50. | 1 |
| Benzo(b)fluoranthene | ND | | ug/kg | 120 | 34. | 1 |
| Benzo(k)fluoranthene | ND | | ug/kg | 120 | 32. | 1 |
| Chrysene | ND | | ug/kg | 120 | 21. | 1 |
| Acenaphthylene | ND | | ug/kg | 160 | 31. | 1 |
| Anthracene | ND | | ug/kg | 120 | 40. | 1 |
| Benzo(ghi)perylene | ND | | ug/kg | 160 | 24. | 1 |
| Fluorene | ND | | ug/kg | 200 | 20. | 1 |
| Phenanthrene | ND | | ug/kg | 120 | 25. | 1 |
| Dibenzo(a,h)anthracene | ND | | ug/kg | 120 | 23. | 1 |
| Indeno(1,2,3-cd)pyrene | ND | | ug/kg | 160 | 28. | 1 |
| Pyrene | ND | | ug/kg | 120 | 20. | 1 |
| Biphenyl | ND | | ug/kg | 460 | 47. | 1 |
| 4-Chloroaniline | ND | | ug/kg | 200 | 37. | 1 |
| 2-Nitroaniline | ND | | ug/kg | 200 | 39. | 1 |
| 3-Nitroaniline | ND | | ug/kg | 200 | 38. | 1 |
| 4-Nitroaniline | ND | | ug/kg | 200 | 84. | 1 |
| Dibenzofuran | ND | | ug/kg | 200 | 19. | 1 |
| 2-Methylnaphthalene | ND | | ug/kg | 240 | 24. | 1 |
| 1,2,4,5-Tetrachlorobenzene | ND | | ug/kg | 200 | 21. | 1 |
| Acetophenone | ND | | ug/kg | 200 | 25. | 1 |
| 2,4,6-Trichlorophenol | ND | | ug/kg | 120 | 38. | 1 |
| p-Chloro-m-cresol | ND | | ug/kg | 200 | 30. | 1 |
| 2-Chlorophenol | ND | | ug/kg | 200 | 24. | 1 |
| 2,4-Dichlorophenol | ND | | ug/kg | 180 | 33. | 1 |
| 2,4-Dimethylphenol | ND | | ug/kg | 200 | 67. | 1 |
| 2-Nitrophenol | ND | | ug/kg | 440 | 76. | 1 |
| 4-Nitrophenol | ND | | ug/kg | 280 | 83. | 1 |
| 2,4-Dinitrophenol | ND | | ug/kg | 970 | 95. | 1 |
| 4,6-Dinitro-o-cresol | ND | | ug/kg | 530 | 97. | 1 |
| Pentachlorophenol | ND | | ug/kg | 160 | 45. | 1 |
| Phenol | ND | | ug/kg | 200 | 31. | 1 |
| 2-Methylphenol | ND | | ug/kg | 200 | 31. | 1 |
| 3-Methylphenol/4-Methylphenol | ND | | ug/kg | 290 | 32. | 1 |

**Project Name:** 140 N MAIN ST **Lab Number:** L2160484

**Project Number:** 12166 **Report Date:** 11/29/21

## SAMPLE RESULTS

Lab ID: L2160484-05 Date Collected: 11/03/21 13:20

Client ID: SB-5 (8.5-9') Date Received: 11/03/21

Sample Location: PORT CHESTER, NY Field Prep: Not Specified

Sample Depth:

| Parameter | Result | Qualifier | Units | RL | MDL | Dilution Factor |
|---|---|---|---|---|---|---|
| **Semivolatile Organics by GC/MS - Westborough Lab** | | | | | | |
| 2,4,5-Trichlorophenol | ND | | ug/kg | 200 | 39. | 1 |
| Benzoic Acid | ND | | ug/kg | 660 | 200 | 1 |
| Benzyl Alcohol | ND | | ug/kg | 200 | 62. | 1 |
| Carbazole | ND | | ug/kg | 200 | 20. | 1 |
| 1,4-Dioxane | ND | | ug/kg | 30 | 9.3 | 1 |

**Tentatively Identified Compounds**

| | | | |
|---|---|---|---|
| No Tentatively Identified Compounds | ND | ug/kg | 1 |

| Surrogate | % Recovery | Qualifier | Acceptance Criteria |
|---|---|---|---|
| 2-Fluorophenol | 53 | | 25-120 |
| Phenol-d6 | 50 | | 10-120 |
| Nitrobenzene-d5 | 48 | | 23-120 |
| 2-Fluorobiphenyl | 54 | | 30-120 |
| 2,4,6-Tribromophenol | 45 | | 10-136 |
| 4-Terphenyl-d14 | 45 | | 18-120 |

**Project Name:** 140 N MAIN ST
**Project Number:** 12166
**Lab Number:** L2160484
**Report Date:** 11/29/21

## SAMPLE RESULTS

Lab ID: L2160484-06
Client ID: TW-1
Sample Location: PORT CHESTER, NY

Date Collected: 11/03/21 12:20
Date Received: 11/03/21
Field Prep: Not Specified

Sample Depth:
Matrix: Water
Analytical Method: 1,8270D
Analytical Date: 11/10/21 05:43
Analyst: SZ

Extraction Method: EPA 3510C
Extraction Date: 11/08/21 15:32

| Parameter | Result | Qualifier | Units | RL | MDL | Dilution Factor |
|---|---|---|---|---|---|---|
| Semivolatile Organics by GC/MS - Westborough Lab | | | | | | |
| 1,2,4-Trichlorobenzene | ND | | ug/l | 5.0 | 0.50 | 1 |
| Bis(2-chloroethyl)ether | ND | | ug/l | 2.0 | 0.50 | 1 |
| 1,2-Dichlorobenzene | 2.0 | | ug/l | 2.0 | 0.45 | 1 |
| 1,3-Dichlorobenzene | ND | | ug/l | 2.0 | 0.40 | 1 |
| 1,4-Dichlorobenzene | ND | | ug/l | 2.0 | 0.43 | 1 |
| 3,3'-Dichlorobenzidine | ND | | ug/l | 5.0 | 1.6 | 1 |
| 2,4-Dinitrotoluene | ND | | ug/l | 5.0 | 1.2 | 1 |
| 2,6-Dinitrotoluene | ND | | ug/l | 5.0 | 0.93 | 1 |
| 4-Chlorophenyl phenyl ether | ND | | ug/l | 2.0 | 0.49 | 1 |
| 4-Bromophenyl phenyl ether | ND | | ug/l | 2.0 | 0.38 | 1 |
| Bis(2-chloroisopropyl)ether | ND | | ug/l | 2.0 | 0.53 | 1 |
| Bis(2-chloroethoxy)methane | ND | | ug/l | 5.0 | 0.50 | 1 |
| Hexachlorocyclopentadiene | ND | | ug/l | 20 | 0.69 | 1 |
| Isophorone | ND | | ug/l | 5.0 | 1.2 | 1 |
| Nitrobenzene | ND | | ug/l | 2.0 | 0.77 | 1 |
| NDPA/DPA | ND | | ug/l | 2.0 | 0.42 | 1 |
| n-Nitrosodi-n-propylamine | ND | | ug/l | 5.0 | 0.64 | 1 |
| Bis(2-ethylhexyl)phthalate | ND | | ug/l | 3.0 | 1.5 | 1 |
| Butyl benzyl phthalate | ND | | ug/l | 5.0 | 1.2 | 1 |
| Di-n-butylphthalate | ND | | ug/l | 5.0 | 0.39 | 1 |
| Di-n-octylphthalate | ND | | ug/l | 5.0 | 1.3 | 1 |
| Diethyl phthalate | ND | | ug/l | 5.0 | 0.38 | 1 |
| Dimethyl phthalate | ND | | ug/l | 5.0 | 1.8 | 1 |
| Biphenyl | ND | | ug/l | 2.0 | 0.46 | 1 |
| 4-Chloroaniline | ND | | ug/l | 5.0 | 1.1 | 1 |
| 2-Nitroaniline | ND | | ug/l | 5.0 | 0.50 | 1 |
| 3-Nitroaniline | ND | | ug/l | 5.0 | 0.81 | 1 |
| 4-Nitroaniline | ND | | ug/l | 5.0 | 0.80 | 1 |

**Project Name:** 140 N MAIN ST **Lab Number:** L2160484

**Project Number:** 12166 **Report Date:** 11/29/21

## SAMPLE RESULTS

Lab ID: L2160484-06 Date Collected: 11/03/21 12:20

Client ID: TW-1 Date Received: 11/03/21

Sample Location: PORT CHESTER, NY Field Prep: Not Specified

Sample Depth:

| Parameter | Result | Qualifier | Units | RL | MDL | Dilution Factor |
|---|---|---|---|---|---|---|
| Semivolatile Organics by GC/MS - Westborough Lab | | | | | | |
| Dibenzofuran | ND | | ug/l | 2.0 | 0.50 | 1 |
| 1,2,4,5-Tetrachlorobenzene | ND | | ug/l | 10 | 0.44 | 1 |
| Acetophenone | ND | | ug/l | 5.0 | 0.53 | 1 |
| 2,4,6-Trichlorophenol | ND | | ug/l | 5.0 | 0.61 | 1 |
| p-Chloro-m-cresol | ND | | ug/l | 2.0 | 0.35 | 1 |
| 2-Chlorophenol | ND | | ug/l | 2.0 | 0.48 | 1 |
| 2,4-Dichlorophenol | ND | | ug/l | 5.0 | 0.41 | 1 |
| 2,4-Dimethylphenol | ND | | ug/l | 5.0 | 1.8 | 1 |
| 2-Nitrophenol | ND | | ug/l | 10 | 0.85 | 1 |
| 4-Nitrophenol | ND | | ug/l | 10 | 0.67 | 1 |
| 2,4-Dinitrophenol | ND | | ug/l | 20 | 6.6 | 1 |
| 4,6-Dinitro-o-cresol | ND | | ug/l | 10 | 1.8 | 1 |
| Phenol | ND | | ug/l | 5.0 | 0.57 | 1 |
| 2-Methylphenol | ND | | ug/l | 5.0 | 0.49 | 1 |
| 3-Methylphenol/4-Methylphenol | ND | | ug/l | 5.0 | 0.48 | 1 |
| 2,4,5-Trichlorophenol | ND | | ug/l | 5.0 | 0.77 | 1 |
| Benzoic Acid | ND | | ug/l | 50 | 2.6 | 1 |
| Benzyl Alcohol | ND | | ug/l | 2.0 | 0.59 | 1 |
| Carbazole | ND | | ug/l | 2.0 | 0.49 | 1 |

**Project Name:** 140 N MAIN ST **Lab Number:** L2160484

**Project Number:** 12166 **Report Date:** 11/29/21

## SAMPLE RESULTS

Lab ID: L2160484-06 Date Collected: 11/03/21 12:20

Client ID: TW-1 Date Received: 11/03/21

Sample Location: PORT CHESTER, NY Field Prep: Not Specified

Sample Depth:

| Parameter | Result | Qualifier | Units | RL | MDL | Dilution Factor |
|---|---|---|---|---|---|---|
| Semivolatile Organics by GC/MS - Westborough Lab | | | | | | |
| Tentatively Identified Compounds | | | | | | |
| Total TIC Compounds | 328 | J | ug/l | | | 1 |
| Unknown | 23.1 | J | ug/l | | | 1 |
| Unknown | 42.8 | J | ug/l | | | 1 |
| Unknown Alkane | 25.4 | J | ug/l | | | 1 |
| Unknown | 14.6 | J | ug/l | | | 1 |
| Unknown | 18.3 | J | ug/l | | | 1 |
| Unknown | 19.9 | J | ug/l | | | 1 |
| Unknown Naphthalene | 19.7 | J | ug/l | | | 1 |
| Unknown Naphthalene | 33.4 | J | ug/l | | | 1 |
| Unknown | 15.2 | J | ug/l | | | 1 |
| Unknown | 19.0 | J | ug/l | | | 1 |
| Unknown Naphthalene | 17.0 | J | ug/l | | | 1 |
| Unknown Naphthalene | 29.0 | J | ug/l | | | 1 |
| Unknown | 17.3 | J | ug/l | | | 1 |
| Unknown Thiophene | 18.8 | J | ug/l | | | 1 |
| Unknown | 14.5 | J | ug/l | | | 1 |

| Surrogate | % Recovery | Qualifier | Acceptance Criteria |
|---|---|---|---|
| 2-Fluorophenol | 60 | | 21-120 |
| Phenol-d6 | 50 | | 10-120 |
| Nitrobenzene-d5 | 78 | | 23-120 |
| 2-Fluorobiphenyl | 71 | | 15-120 |
| 2,4,6-Tribromophenol | 73 | | 10-120 |
| 4-Terphenyl-d14 | 81 | | 41-149 |

**Project Name:** 140 N MAIN ST
**Project Number:** 12166
**Lab Number:** L2160484
**Report Date:** 11/29/21

## SAMPLE RESULTS

Lab ID: L2160484-06
Client ID: TW-1
Sample Location: PORT CHESTER, NY

Date Collected: 11/03/21 12:20
Date Received: 11/03/21
Field Prep: Not Specified

Sample Depth:
Matrix: Water
Analytical Method: 134,LCMSMS-ID
Analytical Date: 11/24/21 02:32
Analyst: SG

Extraction Method: ALPHA 23528
Extraction Date: 11/12/21 14:40

| Parameter | Result | Qualifier | Units | RL | MDL | Dilution Factor |
|---|---|---|---|---|---|---|
| **Perfluorinated Alkyl Acids by Isotope Dilution - Mansfield Lab** | | | | | | |
| Perfluorobutanoic Acid (PFBA) | 6.92 | | ng/l | 1.97 | 0.401 | 1 |
| Perfluoropentanoic Acid (PFPeA) | 2.35 | | ng/l | 1.97 | 0.390 | 1 |
| Perfluorobutanesulfonic Acid (PFBS) | 2.16 | | ng/l | 1.97 | 0.234 | 1 |
| Perfluorohexanoic Acid (PFHxA) | 1.79 | J | ng/l | 1.97 | 0.323 | 1 |
| Perfluoroheptanoic Acid (PFHpA) | 2.14 | | ng/l | 1.97 | 0.222 | 1 |
| Perfluorohexanesulfonic Acid (PFHxS) | ND | | ng/l | 1.97 | 0.370 | 1 |
| Perfluorooctanoic Acid (PFOA) | 9.30 | | ng/l | 1.97 | 0.232 | 1 |
| 1H,1H,2H,2H-Perfluorooctanesulfonic Acid (6:2FTS) | ND | | ng/l | 1.97 | 1.31 | 1 |
| Perfluoroheptanesulfonic Acid (PFHpS) | ND | | ng/l | 1.97 | 0.677 | 1 |
| Perfluorononanoic Acid (PFNA) | 3.76 | | ng/l | 1.97 | 0.307 | 1 |
| Perfluorooctanesulfonic Acid (PFOS) | 33.2 | | ng/l | 1.97 | 0.496 | 1 |
| Perfluorodecanoic Acid (PFDA) | 2.93 | | ng/l | 1.97 | 0.299 | 1 |
| 1H,1H,2H,2H-Perfluorodecanesulfonic Acid (8:2FTS) | ND | | ng/l | 1.97 | 1.19 | 1 |
| N-Methyl Perfluorooctanesulfonamidoacetic Acid (NMeFOSAA) | ND | | ng/l | 1.97 | 0.638 | 1 |
| Perfluoroundecanoic Acid (PFUnA) | ND | | ng/l | 1.97 | 0.256 | 1 |
| Perfluorodecanesulfonic Acid (PFDS) | ND | | ng/l | 1.97 | 0.964 | 1 |
| Perfluorooctanesulfonamide (FOSA) | ND | | ng/l | 1.97 | 0.571 | 1 |
| N-Ethyl Perfluorooctanesulfonamidoacetic Acid (NEtFOSAA) | ND | | ng/l | 1.97 | 0.791 | 1 |
| Perfluorododecanoic Acid (PFDoA) | ND | | ng/l | 1.97 | 0.366 | 1 |
| Perfluorotridecanoic Acid (PFTrDA) | ND | | ng/l | 1.97 | 0.322 | 1 |
| Perfluorotetradecanoic Acid (PFTA) | ND | | ng/l | 1.97 | 0.244 | 1 |
| PFOA/PFOS, Total | 42.5 | | ng/l | 1.97 | 0.232 | 1 |

**Project Name:** 140 N MAIN ST **Lab Number:** L2160484

**Project Number:** 12166 **Report Date:** 11/29/21

## SAMPLE RESULTS

Lab ID: L2160484-06 Date Collected: 11/03/21 12:20

Client ID: TW-1 Date Received: 11/03/21

Sample Location: PORT CHESTER, NY Field Prep: Not Specified

Sample Depth:

| Parameter | Result | Qualifier | Units | RL | MDL | Dilution Factor |
|---|---|---|---|---|---|---|

Perfluorinated Alkyl Acids by Isotope Dilution - Mansfield Lab

| Surrogate (Extracted Internal Standard) | % Recovery | Qualifier | Acceptance Criteria |
|---|---|---|---|
| Perfluoro[13C4]Butanoic Acid (MPFBA) | 86 | | 58-132 |
| Perfluoro[13C5]Pentanoic Acid (M5PFPEA) | 108 | | 62-163 |
| Perfluoro[2,3,4-13C3]Butanesulfonic Acid (M3PFBS) | 89 | | 70-131 |
| Perfluoro[1,2,3,4,6-13C5]Hexanoic Acid (M5PFHxA) | 60 | | 57-129 |
| Perfluoro[1,2,3,4-13C4]Heptanoic Acid (M4PFHpA) | 72 | | 60-129 |
| Perfluoro[1,2,3-13C3]Hexanesulfonic Acid (M3PFHxS) | 92 | | 71-134 |
| Perfluoro[13C8]Octanoic Acid (M8PFOA) | 82 | | 62-129 |
| 1H,1H,2H,2H-Perfluoro[1,2-13C2]Octanesulfonic Acid (M2-6:2FTS) | **752** | Q | 14-147 |
| Perfluoro[13C9]Nonanoic Acid (M9PFNA) | 77 | | 59-139 |
| Perfluoro[13C8]Octanesulfonic Acid (M8PFOS) | 81 | | 69-131 |
| Perfluoro[1,2,3,4,5,6-13C6]Decanoic Acid (M6PFDA) | 62 | | 62-124 |
| 1H,1H,2H,2H-Perfluoro[1,2-13C2]Decanesulfonic Acid (M2-8:2FTS) | **769** | Q | 10-162 |
| N-Deuteriomethylperfluoro-1-octanesulfonamidoacetic Acid (d3-NMeFOSAA) | 102 | | 24-116 |
| Perfluoro[1,2,3,4,5,6,7-13C7]Undecanoic Acid (M7-PFUDA) | 68 | | 55-137 |
| Perfluoro[13C8]Octanesulfonamide (M8FOSA) | 15 | | 10-112 |
| N-Deuterioethylperfluoro-1-octanesulfonamidoacetic Acid (d5-NEtFOSAA) | 121 | | 27-126 |
| Perfluoro[1,2-13C2]Dodecanoic Acid (MPFDOA) | 56 | | 48-131 |
| Perfluoro[1,2-13C2]Tetradecanoic Acid (M2PFTEDA) | 52 | | 22-136 |

**Project Name:** 140 N MAIN ST
**Project Number:** 12166
**Lab Number:** L2160484
**Report Date:** 11/29/21

## SAMPLE RESULTS

Lab ID: L2160484-06 D
Client ID: TW-1
Sample Location: PORT CHESTER, NY

Date Collected: 11/03/21 12:20
Date Received: 11/03/21
Field Prep: Not Specified

Sample Depth:
Matrix: Water
Analytical Method: 1,8270D-SIM
Analytical Date: 11/10/21 11:22
Analyst: RP

Extraction Method: EPA 3510C
Extraction Date: 11/08/21 15:38

| Parameter | Result | Qualifier | Units | RL | MDL | Dilution Factor |
|---|---|---|---|---|---|---|
| Semivolatile Organics by GC/MS-SIM - Westborough Lab | | | | | | |
| Acenaphthene | 6.6 | | ug/l | 0.50 | 0.07 | 5 |
| 2-Chloronaphthalene | ND | | ug/l | 1.0 | 0.09 | 5 |
| Fluoranthene | 18 | | ug/l | 0.50 | 0.10 | 5 |
| Hexachlorobutadiene | ND | | ug/l | 2.5 | 0.23 | 5 |
| Naphthalene | 0.72 | | ug/l | 0.50 | 0.24 | 5 |
| Benzo(a)anthracene | 17 | | ug/l | 0.50 | 0.10 | 5 |
| Benzo(a)pyrene | 8.4 | | ug/l | 0.50 | 0.08 | 5 |
| Benzo(b)fluoranthene | 4.5 | | ug/l | 0.50 | 0.06 | 5 |
| Benzo(k)fluoranthene | 0.85 | | ug/l | 0.50 | 0.04 | 5 |
| Chrysene | 31 | | ug/l | 0.50 | 0.06 | 5 |
| Acenaphthylene | 4.9 | | ug/l | 0.50 | 0.06 | 5 |
| Anthracene | 54 | | ug/l | 0.50 | 0.07 | 5 |
| Benzo(ghi)perylene | 7.2 | | ug/l | 0.50 | 0.07 | 5 |
| Fluorene | 34 | | ug/l | 0.50 | 0.07 | 5 |
| Phenanthrene | 2.2 | | ug/l | 0.50 | 0.12 | 5 |
| Dibenzo(a,h)anthracene | ND | | ug/l | 0.50 | 0.06 | 5 |
| Indeno(1,2,3-cd)pyrene | 2.8 | | ug/l | 0.50 | 0.06 | 5 |
| Pyrene | 130 | | ug/l | 0.50 | 0.10 | 5 |
| 2-Methylnaphthalene | 0.68 | | ug/l | 0.50 | 0.11 | 5 |
| Pentachlorophenol | ND | | ug/l | 4.0 | 0.07 | 5 |
| Hexachlorobenzene | ND | | ug/l | 4.0 | 0.05 | 5 |
| Hexachloroethane | ND | | ug/l | 4.0 | 0.32 | 5 |

**Project Name:** 140 N MAIN ST **Lab Number:** L2160484

**Project Number:** 12166 **Report Date:** 11/29/21

## SAMPLE RESULTS

Lab ID: L2160484-06 D
Client ID: TW-1
Sample Location: PORT CHESTER, NY

Date Collected: 11/03/21 12:20
Date Received: 11/03/21
Field Prep: Not Specified

Sample Depth:

| Parameter | Result | Qualifier | Units | RL | MDL | Dilution Factor |
|---|---|---|---|---|---|---|
| Semivolatile Organics by GC/MS-SIM - Westborough Lab | | | | | | |

| Surrogate | % Recovery | Qualifier | Acceptance Criteria |
|---|---|---|---|
| 2-Fluorophenol | 66 | | 21-120 |
| Phenol-d6 | 63 | | 10-120 |
| Nitrobenzene-d5 | 102 | | 23-120 |
| 2-Fluorobiphenyl | 105 | | 15-120 |
| 2,4,6-Tribromophenol | 100 | | 10-120 |
| 4-Terphenyl-d14 | 140 | | 41-149 |

**Project Name:** 140 N MAIN ST
**Project Number:** 12166
**Lab Number:** L2160484
**Report Date:** 11/29/21

## SAMPLE RESULTS

Lab ID: L2160484-06 D
Client ID: TW-1
Sample Location: PORT CHESTER, NY

Sample Depth:
Matrix: Water
Analytical Method: 1,8270D-SIM
Analytical Date: 11/16/21 04:05
Analyst: DB

Date Collected: 11/03/21 12:20
Date Received: 11/03/21
Field Prep: Not Specified

Extraction Method: EPA 3510C
Extraction Date: 11/09/21 14:00

| Parameter | Result | Qualifier | Units | RL | MDL | Dilution Factor |
|---|---|---|---|---|---|---|
| 1,4 Dioxane by 8270D-SIM - Mansfield Lab | | | | | | |
| 1,4-Dioxane | ND | | ng/l | 694 | 157. | 5 |

| Surrogate | % Recovery | Qualifier | Acceptance Criteria |
|---|---|---|---|
| 1,4-Dioxane-d8 | 36 | | 15-110 |

**Project Name:** 140 N MAIN ST
**Project Number:** 12166
**Lab Number:** L2160484
**Report Date:** 11/29/21

## SAMPLE RESULTS

Lab ID: L2160484-07
Client ID: TW-3
Sample Location: PORT CHESTER, NY

Date Collected: 11/03/21 14:00
Date Received: 11/03/21
Field Prep: Not Specified

Sample Depth:
Matrix: Water
Analytical Method: 1,8270D
Analytical Date: 11/09/21 02:57
Analyst: JG

Extraction Method: EPA 3510C
Extraction Date: 11/08/21 15:32

| Parameter | Result | Qualifier | Units | RL | MDL | Dilution Factor |
|---|---|---|---|---|---|---|
| Semivolatile Organics by GC/MS - Westborough Lab | | | | | | |
| 1,2,4-Trichlorobenzene | ND | | ug/l | 5.0 | 0.50 | 1 |
| Bis(2-chloroethyl)ether | ND | | ug/l | 2.0 | 0.50 | 1 |
| 1,2-Dichlorobenzene | ND | | ug/l | 2.0 | 0.45 | 1 |
| 1,3-Dichlorobenzene | ND | | ug/l | 2.0 | 0.40 | 1 |
| 1,4-Dichlorobenzene | ND | | ug/l | 2.0 | 0.43 | 1 |
| 3,3'-Dichlorobenzidine | ND | | ug/l | 5.0 | 1.6 | 1 |
| 2,4-Dinitrotoluene | ND | | ug/l | 5.0 | 1.2 | 1 |
| 2,6-Dinitrotoluene | ND | | ug/l | 5.0 | 0.93 | 1 |
| 4-Chlorophenyl phenyl ether | ND | | ug/l | 2.0 | 0.49 | 1 |
| 4-Bromophenyl phenyl ether | ND | | ug/l | 2.0 | 0.38 | 1 |
| Bis(2-chloroisopropyl)ether | ND | | ug/l | 2.0 | 0.53 | 1 |
| Bis(2-chloroethoxy)methane | ND | | ug/l | 5.0 | 0.50 | 1 |
| Hexachlorocyclopentadiene | ND | | ug/l | 20 | 0.69 | 1 |
| Isophorone | ND | | ug/l | 5.0 | 1.2 | 1 |
| Nitrobenzene | ND | | ug/l | 2.0 | 0.77 | 1 |
| NDPA/DPA | ND | | ug/l | 2.0 | 0.42 | 1 |
| n-Nitrosodi-n-propylamine | ND | | ug/l | 5.0 | 0.64 | 1 |
| Bis(2-ethylhexyl)phthalate | ND | | ug/l | 3.0 | 1.5 | 1 |
| Butyl benzyl phthalate | ND | | ug/l | 5.0 | 1.2 | 1 |
| Di-n-butylphthalate | ND | | ug/l | 5.0 | 0.39 | 1 |
| Di-n-octylphthalate | ND | | ug/l | 5.0 | 1.3 | 1 |
| Diethyl phthalate | ND | | ug/l | 5.0 | 0.38 | 1 |
| Dimethyl phthalate | ND | | ug/l | 5.0 | 1.8 | 1 |
| Biphenyl | ND | | ug/l | 2.0 | 0.46 | 1 |
| 4-Chloroaniline | ND | | ug/l | 5.0 | 1.1 | 1 |
| 2-Nitroaniline | ND | | ug/l | 5.0 | 0.50 | 1 |
| 3-Nitroaniline | ND | | ug/l | 5.0 | 0.81 | 1 |
| 4-Nitroaniline | ND | | ug/l | 5.0 | 0.80 | 1 |

**Project Name:** 140 N MAIN ST **Lab Number:** L2160484

**Project Number:** 12166 **Report Date:** 11/29/21

## SAMPLE RESULTS

Lab ID: L2160484-07 Date Collected: 11/03/21 14:00

Client ID: TW-3 Date Received: 11/03/21

Sample Location: PORT CHESTER, NY Field Prep: Not Specified

Sample Depth:

| Parameter | Result | Qualifier | Units | RL | MDL | Dilution Factor |
|---|---|---|---|---|---|---|
| **Semivolatile Organics by GC/MS - Westborough Lab** | | | | | | |
| Dibenzofuran | ND | | ug/l | 2.0 | 0.50 | 1 |
| 1,2,4,5-Tetrachlorobenzene | ND | | ug/l | 10 | 0.44 | 1 |
| Acetophenone | ND | | ug/l | 5.0 | 0.53 | 1 |
| 2,4,6-Trichlorophenol | ND | | ug/l | 5.0 | 0.61 | 1 |
| p-Chloro-m-cresol | ND | | ug/l | 2.0 | 0.35 | 1 |
| 2-Chlorophenol | ND | | ug/l | 2.0 | 0.48 | 1 |
| 2,4-Dichlorophenol | ND | | ug/l | 5.0 | 0.41 | 1 |
| 2,4-Dimethylphenol | ND | | ug/l | 5.0 | 1.8 | 1 |
| 2-Nitrophenol | ND | | ug/l | 10 | 0.85 | 1 |
| 4-Nitrophenol | ND | | ug/l | 10 | 0.67 | 1 |
| 2,4-Dinitrophenol | ND | | ug/l | 20 | 6.6 | 1 |
| 4,6-Dinitro-o-cresol | ND | | ug/l | 10 | 1.8 | 1 |
| Phenol | ND | | ug/l | 5.0 | 0.57 | 1 |
| 2-Methylphenol | ND | | ug/l | 5.0 | 0.49 | 1 |
| 3-Methylphenol/4-Methylphenol | ND | | ug/l | 5.0 | 0.48 | 1 |
| 2,4,5-Trichlorophenol | ND | | ug/l | 5.0 | 0.77 | 1 |
| Benzoic Acid | ND | | ug/l | 50 | 2.6 | 1 |
| Benzyl Alcohol | ND | | ug/l | 2.0 | 0.59 | 1 |
| Carbazole | ND | | ug/l | 2.0 | 0.49 | 1 |

| Tentatively Identified Compounds | | | | |
|---|---|---|---|---|
| Total TIC Compounds | 36.3 | J | ug/l | 1 |
| Unknown | 8.98 | J | ug/l | 1 |
| Unknown | 7.20 | J | ug/l | 1 |
| Unknown | 1.93 | J | ug/l | 1 |
| Unknown | 5.85 | J | ug/l | 1 |
| Unknown | 4.98 | J | ug/l | 1 |
| Unknown | 2.40 | J | ug/l | 1 |
| Unknown Organic Acid | 2.33 | J | ug/l | 1 |
| Unknown | 2.62 | J | ug/l | 1 |

**Project Name:** 140 N MAIN ST **Lab Number:** L2160484

**Project Number:** 12166 **Report Date:** 11/29/21

## SAMPLE RESULTS

Lab ID: L2160484-07 Date Collected: 11/03/21 14:00

Client ID: TW-3 Date Received: 11/03/21

Sample Location: PORT CHESTER, NY Field Prep: Not Specified

Sample Depth:

| Parameter | Result | Qualifier | Units | RL | MDL | Dilution Factor |
|---|---|---|---|---|---|---|
| Semivolatile Organics by GC/MS - Westborough Lab | | | | | | |

| Surrogate | % Recovery | Qualifier | Acceptance Criteria |
|---|---|---|---|
| 2-Fluorophenol | 51 | | 21-120 |
| Phenol-d6 | 40 | | 10-120 |
| Nitrobenzene-d5 | 60 | | 23-120 |
| 2-Fluorobiphenyl | 65 | | 15-120 |
| 2,4,6-Tribromophenol | 72 | | 10-120 |
| 4-Terphenyl-d14 | 77 | | 41-149 |

**Project Name:** 140 N MAIN ST
**Project Number:** 12166
**Lab Number:** L2160484
**Report Date:** 11/29/21

## SAMPLE RESULTS

Lab ID: L2160484-07
Client ID: TW-3
Sample Location: PORT CHESTER, NY

Date Collected: 11/03/21 14:00
Date Received: 11/03/21
Field Prep: Not Specified

Sample Depth:
Matrix: Water
Analytical Method: 1,8270D-SIM
Analytical Date: 11/09/21 14:10
Analyst: JJW

Extraction Method: EPA 3510C
Extraction Date: 11/08/21 15:38

| Parameter | Result | Qualifier | Units | RL | MDL | Dilution Factor |
|---|---|---|---|---|---|---|
| Semivolatile Organics by GC/MS-SIM - Westborough Lab | | | | | | |
| Acenaphthene | ND | | ug/l | 0.10 | 0.01 | 1 |
| 2-Chloronaphthalene | ND | | ug/l | 0.20 | 0.02 | 1 |
| Fluoranthene | 0.02 | J | ug/l | 0.10 | 0.02 | 1 |
| Hexachlorobutadiene | ND | | ug/l | 0.50 | 0.05 | 1 |
| Naphthalene | ND | | ug/l | 0.10 | 0.05 | 1 |
| Benzo(a)anthracene | 0.05 | J | ug/l | 0.10 | 0.02 | 1 |
| Benzo(a)pyrene | ND | | ug/l | 0.10 | 0.02 | 1 |
| Benzo(b)fluoranthene | 0.03 | J | ug/l | 0.10 | 0.01 | 1 |
| Benzo(k)fluoranthene | ND | | ug/l | 0.10 | 0.01 | 1 |
| Chrysene | 0.03 | J | ug/l | 0.10 | 0.01 | 1 |
| Acenaphthylene | ND | | ug/l | 0.10 | 0.01 | 1 |
| Anthracene | 0.02 | J | ug/l | 0.10 | 0.01 | 1 |
| Benzo(ghi)perylene | 0.02 | J | ug/l | 0.10 | 0.01 | 1 |
| Fluorene | ND | | ug/l | 0.10 | 0.01 | 1 |
| Phenanthrene | 0.02 | J | ug/l | 0.10 | 0.02 | 1 |
| Dibenzo(a,h)anthracene | ND | | ug/l | 0.10 | 0.01 | 1 |
| Indeno(1,2,3-cd)pyrene | 0.02 | J | ug/l | 0.10 | 0.01 | 1 |
| Pyrene | 0.03 | J | ug/l | 0.10 | 0.02 | 1 |
| 2-Methylnaphthalene | 0.02 | J | ug/l | 0.10 | 0.02 | 1 |
| Pentachlorophenol | ND | | ug/l | 0.80 | 0.01 | 1 |
| Hexachlorobenzene | ND | | ug/l | 0.80 | 0.01 | 1 |
| Hexachloroethane | ND | | ug/l | 0.80 | 0.06 | 1 |

**Project Name:** 140 N MAIN ST **Lab Number:** L2160484

**Project Number:** 12166 **Report Date:** 11/29/21

## SAMPLE RESULTS

Lab ID: L2160484-07 Date Collected: 11/03/21 14:00

Client ID: TW-3 Date Received: 11/03/21

Sample Location: PORT CHESTER, NY Field Prep: Not Specified

Sample Depth:

| Parameter | Result | Qualifier | Units | RL | MDL | Dilution Factor |
|---|---|---|---|---|---|---|
| Semivolatile Organics by GC/MS-SIM - Westborough Lab | | | | | | |

| Surrogate | % Recovery | Qualifier | Acceptance Criteria |
|---|---|---|---|
| 2-Fluorophenol | 57 | | 21-120 |
| Phenol-d6 | 47 | | 10-120 |
| Nitrobenzene-d5 | 66 | | 23-120 |
| 2-Fluorobiphenyl | 73 | | 15-120 |
| 2,4,6-Tribromophenol | 84 | | 10-120 |
| 4-Terphenyl-d14 | 85 | | 41-149 |

**Project Name:** 140 N MAIN ST
**Project Number:** 12166
**Lab Number:** L2160484
**Report Date:** 11/29/21

## SAMPLE RESULTS

Lab ID: L2160484-07
Client ID: TW-3
Sample Location: PORT CHESTER, NY

Date Collected: 11/03/21 14:00
Date Received: 11/03/21
Field Prep: Not Specified

Sample Depth:
Matrix: Water
Analytical Method: 1,8270D-SIM
Analytical Date: 11/12/21 21:53
Analyst: DB

Extraction Method: EPA 3510C
Extraction Date: 11/09/21 14:00

| Parameter | Result | Qualifier | Units | RL | MDL | Dilution Factor |
|---|---|---|---|---|---|---|
| 1,4 Dioxane by 8270D-SIM - Mansfield Lab | | | | | | |
| 1,4-Dioxane | ND | | ng/l | 134 | 30.3 | 1 |

| Surrogate | % Recovery | Qualifier | Acceptance Criteria |
|---|---|---|---|
| 1,4-Dioxane-d8 | 29 | | 15-110 |

**Project Name:** 140 N MAIN ST
**Project Number:** 12166
**Lab Number:** L2160484
**Report Date:** 11/29/21

## SAMPLE RESULTS

Lab ID: L2160484-07
Client ID: TW-3
Sample Location: PORT CHESTER, NY

Date Collected: 11/03/21 14:00
Date Received: 11/03/21
Field Prep: Not Specified

Sample Depth:
Matrix: Water
Analytical Method: 134,LCMSMS-ID
Analytical Date: 11/24/21 02:48
Analyst: SG

Extraction Method: ALPHA 23528
Extraction Date: 11/12/21 14:40

| Parameter | Result | Qualifier | Units | RL | MDL | Dilution Factor |
|---|---|---|---|---|---|---|
| **Perfluorinated Alkyl Acids by Isotope Dilution - Mansfield Lab** | | | | | | |
| Perfluorobutanoic Acid (PFBA) | 27.9 | | ng/l | 1.93 | 0.394 | 1 |
| Perfluoropentanoic Acid (PFPeA) | 63.2 | | ng/l | 1.93 | 0.383 | 1 |
| Perfluorobutanesulfonic Acid (PFBS) | 15.6 | | ng/l | 1.93 | 0.230 | 1 |
| Perfluorohexanoic Acid (PFHxA) | 34.6 | | ng/l | 1.93 | 0.317 | 1 |
| Perfluoroheptanoic Acid (PFHpA) | 18.2 | | ng/l | 1.93 | 0.218 | 1 |
| Perfluorohexanesulfonic Acid (PFHxS) | 7.16 | | ng/l | 1.93 | 0.363 | 1 |
| Perfluorooctanoic Acid (PFOA) | 30.0 | | ng/l | 1.93 | 0.228 | 1 |
| 1H,1H,2H,2H-Perfluorooctanesulfonic Acid (6:2FTS) | ND | | ng/l | 1.93 | 1.29 | 1 |
| Perfluoroheptanesulfonic Acid (PFHpS) | ND | | ng/l | 1.93 | 0.665 | 1 |
| Perfluorononanoic Acid (PFNA) | 8.90 | | ng/l | 1.93 | 0.301 | 1 |
| Perfluorooctanesulfonic Acid (PFOS) | 51.6 | | ng/l | 1.93 | 0.487 | 1 |
| Perfluorodecanoic Acid (PFDA) | 1.78 | J | ng/l | 1.93 | 0.294 | 1 |
| 1H,1H,2H,2H-Perfluorodecanesulfonic Acid (8:2FTS) | ND | | ng/l | 1.93 | 1.17 | 1 |
| N-Methyl Perfluorooctanesulfonamidoacetic Acid (NMeFOSAA) | ND | | ng/l | 1.93 | 0.626 | 1 |
| Perfluoroundecanoic Acid (PFUnA) | ND | | ng/l | 1.93 | 0.251 | 1 |
| Perfluorodecanesulfonic Acid (PFDS) | ND | | ng/l | 1.93 | 0.947 | 1 |
| N-Ethyl Perfluorooctanesulfonamidoacetic Acid (NEtFOSAA) | ND | | ng/l | 1.93 | 0.777 | 1 |
| Perfluorododecanoic Acid (PFDoA) | ND | | ng/l | 1.93 | 0.359 | 1 |
| Perfluorotridecanoic Acid (PFTrDA) | ND | | ng/l | 1.93 | 0.316 | 1 |
| Perfluorotetradecanoic Acid (PFTA) | ND | | ng/l | 1.93 | 0.240 | 1 |
| PFOA/PFOS, Total | 81.6 | | ng/l | 1.93 | 0.228 | 1 |

**Project Name:** 140 N MAIN ST **Lab Number:** L2160484

**Project Number:** 12166 **Report Date:** 11/29/21

## SAMPLE RESULTS

Lab ID: L2160484-07 Date Collected: 11/03/21 14:00

Client ID: TW-3 Date Received: 11/03/21

Sample Location: PORT CHESTER, NY Field Prep: Not Specified

Sample Depth:

| Parameter | Result | Qualifier | Units | RL | MDL | Dilution Factor |
|---|---|---|---|---|---|---|

Perfluorinated Alkyl Acids by Isotope Dilution - Mansfield Lab

| Surrogate (Extracted Internal Standard) | % Recovery | Qualifier | Acceptance Criteria |
|---|---|---|---|
| Perfluoro[13C4]Butanoic Acid (MPFBA) | 82 | | 58-132 |
| Perfluoro[13C5]Pentanoic Acid (M5PFPEA) | 98 | | 62-163 |
| Perfluoro[2,3,4-13C3]Butanesulfonic Acid (M3PFBS) | 91 | | 70-131 |
| Perfluoro[1,2,3,4,6-13C5]Hexanoic Acid (M5PFHxA) | 71 | | 57-129 |
| Perfluoro[1,2,3,4-13C4]Heptanoic Acid (M4PFHpA) | 85 | | 60-129 |
| Perfluoro[1,2,3-13C3]Hexanesulfonic Acid (M3PFHxS) | 94 | | 71-134 |
| Perfluoro[13C8]Octanoic Acid (M8PFOA) | 80 | | 62-129 |
| 1H,1H,2H,2H-Perfluoro[1,2-13C2]Octanesulfonic Acid (M2-6:2FTS) | **255** | Q | 14-147 |
| Perfluoro[13C9]Nonanoic Acid (M9PFNA) | 83 | | 59-139 |
| Perfluoro[13C8]Octanesulfonic Acid (M8PFOS) | 94 | | 69-131 |
| Perfluoro[1,2,3,4,5,6-13C6]Decanoic Acid (M6PFDA) | 81 | | 62-124 |
| 1H,1H,2H,2H-Perfluoro[1,2-13C2]Decanesulfonic Acid (M2-8:2FTS) | **247** | Q | 10-162 |
| N-Deuteriomethylperfluoro-1-octanesulfonamidoacetic Acid (d3-NMeFOSAA) | 55 | | 24-116 |
| Perfluoro[1,2,3,4,5,6,7-13C7]Undecanoic Acid (M7-PFUDA) | 83 | | 55-137 |
| N-Deuterioethylperfluoro-1-octanesulfonamidoacetic Acid (d5-NEtFOSAA) | 60 | | 27-126 |
| Perfluoro[1,2-13C2]Dodecanoic Acid (MPFDOA) | 63 | | 48-131 |
| Perfluoro[1,2-13C2]Tetradecanoic Acid (M2PFTEDA) | 63 | | 22-136 |

**Project Name:** 140 N MAIN ST
**Project Number:** 12166
**Lab Number:** L2160484
**Report Date:** 11/29/21

## SAMPLE RESULTS

Lab ID: L2160484-07
Client ID: TW-3
Sample Location: PORT CHESTER, NY

Date Collected: 11/03/21 14:00
Date Received: 11/03/21
Field Prep: Not Specified

Sample Depth:
Matrix: Water
Analytical Method: 134,LCMSMS-ID
Analytical Date: 11/26/21 16:30
Analyst: SG

Extraction Method: ALPHA 23528
Extraction Date: 11/12/21 14:40

| Parameter | Result | Qualifier | Units | RL | MDL | Dilution Factor |
|---|---|---|---|---|---|---|
| Perfluorinated Alkyl Acids by Isotope Dilution - Mansfield Lab | | | | | | |
| Perfluorooctanesulfonamide (FOSA) | ND | | ng/l | 1.93 | 0.560 | 1 |

| Surrogate (Extracted Internal Standard) | % Recovery | Qualifier | Acceptance Criteria |
|---|---|---|---|
| Perfluoro[13C8]Octanesulfonamide (M8FOSA) | 57 | | 10-112 |

**Project Name:** 140 N MAIN ST
**Project Number:** 12166

**Lab Number:** L2160484
**Report Date:** 11/29/21

# Method Blank Analysis
## Batch Quality Control

Analytical Method: 1,8270D
Analytical Date: 11/09/21 15:00
Analyst: SZ

Extraction Method: EPA 3546
Extraction Date: 11/08/21 05:42

| Parameter | Result | Qualifier | Units | RL | MDL |
|---|---|---|---|---|---|
| Semivolatile Organics by GC/MS - Westborough Lab for sample(s): 01-05 Batch: WG1568310-1 | | | | | |
| Acenaphthene | ND | | ug/kg | 130 | 17. |
| 1,2,4-Trichlorobenzene | ND | | ug/kg | 160 | 19. |
| Hexachlorobenzene | ND | | ug/kg | 99 | 18. |
| Bis(2-chloroethyl)ether | ND | | ug/kg | 150 | 22. |
| 2-Chloronaphthalene | ND | | ug/kg | 160 | 16. |
| 1,2-Dichlorobenzene | ND | | ug/kg | 160 | 30. |
| 1,3-Dichlorobenzene | ND | | ug/kg | 160 | 28. |
| 1,4-Dichlorobenzene | ND | | ug/kg | 160 | 29. |
| 3,3'-Dichlorobenzidine | ND | | ug/kg | 160 | 44. |
| 2,4-Dinitrotoluene | ND | | ug/kg | 160 | 33. |
| 2,6-Dinitrotoluene | ND | | ug/kg | 160 | 28. |
| Fluoranthene | ND | | ug/kg | 99 | 19. |
| 4-Chlorophenyl phenyl ether | ND | | ug/kg | 160 | 18. |
| 4-Bromophenyl phenyl ether | ND | | ug/kg | 160 | 25. |
| Bis(2-chloroisopropyl)ether | ND | | ug/kg | 200 | 28. |
| Bis(2-chloroethoxy)methane | ND | | ug/kg | 180 | 16. |
| Hexachlorobutadiene | ND | | ug/kg | 160 | 24. |
| Hexachlorocyclopentadiene | ND | | ug/kg | 470 | 150 |
| Hexachloroethane | ND | | ug/kg | 130 | 27. |
| Isophorone | ND | | ug/kg | 150 | 21. |
| Naphthalene | ND | | ug/kg | 160 | 20. |
| Nitrobenzene | ND | | ug/kg | 150 | 24. |
| NDPA/DPA | ND | | ug/kg | 130 | 19. |
| n-Nitrosodi-n-propylamine | ND | | ug/kg | 160 | 26. |
| Bis(2-ethylhexyl)phthalate | ND | | ug/kg | 160 | 57. |
| Butyl benzyl phthalate | ND | | ug/kg | 160 | 42. |
| Di-n-butylphthalate | ND | | ug/kg | 160 | 31. |
| Di-n-octylphthalate | ND | | ug/kg | 160 | 56. |
| Diethyl phthalate | ND | | ug/kg | 160 | 15. |

**Project Name:** 140 N MAIN ST
**Project Number:** 12166

**Lab Number:** L2160484
**Report Date:** 11/29/21

# Method Blank Analysis
## Batch Quality Control

Analytical Method: 1,8270D
Analytical Date: 11/09/21 15:00
Analyst: SZ

Extraction Method: EPA 3546
Extraction Date: 11/08/21 05:42

| Parameter | Result | Qualifier | Units | RL | MDL |
|---|---|---|---|---|---|
| Semivolatile Organics by GC/MS - Westborough Lab for sample(s): 01-05 Batch: WG1568310-1 | | | | | |
| Dimethyl phthalate | ND | | ug/kg | 160 | 35. |
| Benzo(a)anthracene | ND | | ug/kg | 99 | 19. |
| Benzo(a)pyrene | ND | | ug/kg | 130 | 40. |
| Benzo(b)fluoranthene | ND | | ug/kg | 99 | 28. |
| Benzo(k)fluoranthene | ND | | ug/kg | 99 | 26. |
| Chrysene | ND | | ug/kg | 99 | 17. |
| Acenaphthylene | ND | | ug/kg | 130 | 26. |
| Anthracene | ND | | ug/kg | 99 | 32. |
| Benzo(ghi)perylene | ND | | ug/kg | 130 | 19. |
| Fluorene | ND | | ug/kg | 160 | 16. |
| Phenanthrene | ND | | ug/kg | 99 | 20. |
| Dibenzo(a,h)anthracene | ND | | ug/kg | 99 | 19. |
| Indeno(1,2,3-cd)pyrene | ND | | ug/kg | 130 | 23. |
| Pyrene | ND | | ug/kg | 99 | 16. |
| Biphenyl | ND | | ug/kg | 380 | 38. |
| 4-Chloroaniline | ND | | ug/kg | 160 | 30. |
| 2-Nitroaniline | ND | | ug/kg | 160 | 32. |
| 3-Nitroaniline | ND | | ug/kg | 160 | 31. |
| 4-Nitroaniline | ND | | ug/kg | 160 | 68. |
| Dibenzofuran | ND | | ug/kg | 160 | 16. |
| 2-Methylnaphthalene | ND | | ug/kg | 200 | 20. |
| 1,2,4,5-Tetrachlorobenzene | ND | | ug/kg | 160 | 17. |
| Acetophenone | ND | | ug/kg | 160 | 20. |
| 2,4,6-Trichlorophenol | ND | | ug/kg | 99 | 31. |
| p-Chloro-m-cresol | ND | | ug/kg | 160 | 25. |
| 2-Chlorophenol | ND | | ug/kg | 160 | 20. |
| 2,4-Dichlorophenol | ND | | ug/kg | 150 | 27. |
| 2,4-Dimethylphenol | ND | | ug/kg | 160 | 55. |
| 2-Nitrophenol | ND | | ug/kg | 360 | 62. |

**Project Name:** 140 N MAIN ST
**Project Number:** 12166

**Lab Number:** L2160484
**Report Date:** 11/29/21

# Method Blank Analysis
## Batch Quality Control

Analytical Method: 1,8270D
Analytical Date: 11/09/21 15:00
Analyst: SZ

Extraction Method: EPA 3546
Extraction Date: 11/08/21 05:42

| Parameter | Result | Qualifier | Units | RL | MDL |
|---|---|---|---|---|---|
| Semivolatile Organics by GC/MS - Westborough Lab for sample(s): 01-05 Batch: WG1568310-1 | | | | | |
| 4-Nitrophenol | ND | | ug/kg | 230 | 68. |
| 2,4-Dinitrophenol | ND | | ug/kg | 790 | 77. |
| 4,6-Dinitro-o-cresol | ND | | ug/kg | 430 | 79. |
| Pentachlorophenol | ND | | ug/kg | 130 | 36. |
| Phenol | ND | | ug/kg | 160 | 25. |
| 2-Methylphenol | ND | | ug/kg | 160 | 26. |
| 3-Methylphenol/4-Methylphenol | ND | | ug/kg | 240 | 26. |
| 2,4,5-Trichlorophenol | ND | | ug/kg | 160 | 32. |
| Benzoic Acid | ND | | ug/kg | 540 | 170 |
| Benzyl Alcohol | ND | | ug/kg | 160 | 51. |
| Carbazole | ND | | ug/kg | 160 | 16. |
| 1,4-Dioxane | ND | | ug/kg | 25 | 7.6 |

Tentatively Identified Compounds

| | | |
|---|---|---|
| No Tentatively Identified Compounds | ND | ug/kg |

| Surrogate | %Recovery | Qualifier | Acceptance Criteria |
|---|---|---|---|
| 2-Fluorophenol | 78 | | 25-120 |
| Phenol-d6 | 82 | | 10-120 |
| Nitrobenzene-d5 | 82 | | 23-120 |
| 2-Fluorobiphenyl | 67 | | 30-120 |
| 2,4,6-Tribromophenol | 76 | | 10-136 |
| 4-Terphenyl-d14 | 79 | | 18-120 |

**Project Name:** 140 N MAIN ST
**Project Number:** 12166

**Lab Number:** L2160484
**Report Date:** 11/29/21

# Method Blank Analysis
## Batch Quality Control

Analytical Method: 1,8270D
Analytical Date: 11/08/21 23:32
Analyst: JG

Extraction Method: EPA 3510C
Extraction Date: 11/08/21 15:32

| Parameter | Result | Qualifier | Units | RL | MDL |
|---|---|---|---|---|---|
| Semivolatile Organics by GC/MS - Westborough Lab for sample(s): 06-07 Batch: WG1568597-1 | | | | | |
| Acenaphthene | ND | | ug/l | 2.0 | 0.44 |
| 1,2,4-Trichlorobenzene | ND | | ug/l | 5.0 | 0.50 |
| Hexachlorobenzene | ND | | ug/l | 2.0 | 0.46 |
| Bis(2-chloroethyl)ether | ND | | ug/l | 2.0 | 0.50 |
| 2-Chloronaphthalene | ND | | ug/l | 2.0 | 0.44 |
| 1,2-Dichlorobenzene | ND | | ug/l | 2.0 | 0.45 |
| 1,3-Dichlorobenzene | ND | | ug/l | 2.0 | 0.40 |
| 1,4-Dichlorobenzene | ND | | ug/l | 2.0 | 0.43 |
| 3,3'-Dichlorobenzidine | ND | | ug/l | 5.0 | 1.6 |
| 2,4-Dinitrotoluene | ND | | ug/l | 5.0 | 1.2 |
| 2,6-Dinitrotoluene | ND | | ug/l | 5.0 | 0.93 |
| Fluoranthene | ND | | ug/l | 2.0 | 0.26 |
| 4-Chlorophenyl phenyl ether | ND | | ug/l | 2.0 | 0.49 |
| 4-Bromophenyl phenyl ether | ND | | ug/l | 2.0 | 0.38 |
| Bis(2-chloroisopropyl)ether | ND | | ug/l | 2.0 | 0.53 |
| Bis(2-chloroethoxy)methane | ND | | ug/l | 5.0 | 0.50 |
| Hexachlorobutadiene | ND | | ug/l | 2.0 | 0.66 |
| Hexachlorocyclopentadiene | ND | | ug/l | 20 | 0.69 |
| Hexachloroethane | ND | | ug/l | 2.0 | 0.58 |
| Isophorone | ND | | ug/l | 5.0 | 1.2 |
| Naphthalene | ND | | ug/l | 2.0 | 0.46 |
| Nitrobenzene | ND | | ug/l | 2.0 | 0.77 |
| NDPA/DPA | ND | | ug/l | 2.0 | 0.42 |
| n-Nitrosodi-n-propylamine | ND | | ug/l | 5.0 | 0.64 |
| Bis(2-ethylhexyl)phthalate | ND | | ug/l | 3.0 | 1.5 |
| Butyl benzyl phthalate | ND | | ug/l | 5.0 | 1.2 |
| Di-n-butylphthalate | ND | | ug/l | 5.0 | 0.39 |
| Di-n-octylphthalate | ND | | ug/l | 5.0 | 1.3 |
| Diethyl phthalate | ND | | ug/l | 5.0 | 0.38 |

**Project Name:** 140 N MAIN ST
**Project Number:** 12166

**Lab Number:** L2160484
**Report Date:** 11/29/21

# Method Blank Analysis
## Batch Quality Control

Analytical Method: 1,8270D
Analytical Date: 11/08/21 23:32
Analyst: JG

Extraction Method: EPA 3510C
Extraction Date: 11/08/21 15:32

| Parameter | Result | Qualifier | Units | RL | MDL |
|---|---|---|---|---|---|
| Semivolatile Organics by GC/MS - Westborough Lab for sample(s): 06-07 Batch: WG1568597-1 | | | | | |
| Dimethyl phthalate | ND | | ug/l | 5.0 | 1.8 |
| Benzo(a)anthracene | ND | | ug/l | 2.0 | 0.32 |
| Benzo(a)pyrene | ND | | ug/l | 2.0 | 0.41 |
| Benzo(b)fluoranthene | ND | | ug/l | 2.0 | 0.35 |
| Benzo(k)fluoranthene | ND | | ug/l | 2.0 | 0.37 |
| Chrysene | ND | | ug/l | 2.0 | 0.34 |
| Acenaphthylene | ND | | ug/l | 2.0 | 0.46 |
| Anthracene | ND | | ug/l | 2.0 | 0.33 |
| Benzo(ghi)perylene | ND | | ug/l | 2.0 | 0.30 |
| Fluorene | ND | | ug/l | 2.0 | 0.41 |
| Phenanthrene | ND | | ug/l | 2.0 | 0.33 |
| Dibenzo(a,h)anthracene | ND | | ug/l | 2.0 | 0.32 |
| Indeno(1,2,3-cd)pyrene | ND | | ug/l | 2.0 | 0.40 |
| Pyrene | ND | | ug/l | 2.0 | 0.28 |
| Biphenyl | ND | | ug/l | 2.0 | 0.46 |
| 4-Chloroaniline | ND | | ug/l | 5.0 | 1.1 |
| 2-Nitroaniline | ND | | ug/l | 5.0 | 0.50 |
| 3-Nitroaniline | ND | | ug/l | 5.0 | 0.81 |
| 4-Nitroaniline | ND | | ug/l | 5.0 | 0.80 |
| Dibenzofuran | ND | | ug/l | 2.0 | 0.50 |
| 2-Methylnaphthalene | ND | | ug/l | 2.0 | 0.45 |
| 1,2,4,5-Tetrachlorobenzene | ND | | ug/l | 10 | 0.44 |
| Acetophenone | ND | | ug/l | 5.0 | 0.53 |
| 2,4,6-Trichlorophenol | ND | | ug/l | 5.0 | 0.61 |
| p-Chloro-m-cresol | ND | | ug/l | 2.0 | 0.35 |
| 2-Chlorophenol | ND | | ug/l | 2.0 | 0.48 |
| 2,4-Dichlorophenol | ND | | ug/l | 5.0 | 0.41 |
| 2,4-Dimethylphenol | ND | | ug/l | 5.0 | 1.8 |
| 2-Nitrophenol | ND | | ug/l | 10 | 0.85 |

**Project Name:** 140 N MAIN ST
**Project Number:** 12166

**Lab Number:** L2160484
**Report Date:** 11/29/21

# Method Blank Analysis
## Batch Quality Control

Analytical Method: 1,8270D
Analytical Date: 11/08/21 23:32
Analyst: JG

Extraction Method: EPA 3510C
Extraction Date: 11/08/21 15:32

| Parameter | Result | Qualifier | Units | RL | MDL |
|---|---|---|---|---|---|
| Semivolatile Organics by GC/MS - Westborough Lab for sample(s): 06-07 Batch: WG1568597-1 | | | | | |
| 4-Nitrophenol | ND | | ug/l | 10 | 0.67 |
| 2,4-Dinitrophenol | ND | | ug/l | 20 | 6.6 |
| 4,6-Dinitro-o-cresol | ND | | ug/l | 10 | 1.8 |
| Pentachlorophenol | ND | | ug/l | 10 | 1.8 |
| Phenol | ND | | ug/l | 5.0 | 0.57 |
| 2-Methylphenol | ND | | ug/l | 5.0 | 0.49 |
| 3-Methylphenol/4-Methylphenol | ND | | ug/l | 5.0 | 0.48 |
| 2,4,5-Trichlorophenol | ND | | ug/l | 5.0 | 0.77 |
| Benzoic Acid | ND | | ug/l | 50 | 2.6 |
| Benzyl Alcohol | ND | | ug/l | 2.0 | 0.59 |
| Carbazole | ND | | ug/l | 2.0 | 0.49 |

Tentatively Identified Compounds

| | | |
|---|---|---|
| No Tentatively Identified Compounds | ND | ug/l |

| Surrogate | %Recovery | Qualifier | Acceptance Criteria |
|---|---|---|---|
| 2-Fluorophenol | 51 | | 21-120 |
| Phenol-d6 | 40 | | 10-120 |
| Nitrobenzene-d5 | 56 | | 23-120 |
| 2-Fluorobiphenyl | 60 | | 15-120 |
| 2,4,6-Tribromophenol | 59 | | 10-120 |
| 4-Terphenyl-d14 | 72 | | 41-149 |

**Project Name:** 140 N MAIN ST
**Project Number:** 12166

**Lab Number:** L2160484
**Report Date:** 11/29/21

# Method Blank Analysis
## Batch Quality Control

Analytical Method: 1,8270D-SIM
Analytical Date: 11/09/21 13:31
Analyst: JJW

Extraction Method: EPA 3510C
Extraction Date: 11/08/21 15:38

| Parameter | Result | Qualifier | Units | RL | MDL |
|---|---|---|---|---|---|
| Semivolatile Organics by GC/MS-SIM - Westborough Lab for sample(s): 06-07 Batch: WG1568608-1 | | | | | |
| Acenaphthene | ND | | ug/l | 0.10 | 0.01 |
| 2-Chloronaphthalene | ND | | ug/l | 0.20 | 0.02 |
| Fluoranthene | ND | | ug/l | 0.10 | 0.02 |
| Hexachlorobutadiene | ND | | ug/l | 0.50 | 0.05 |
| Naphthalene | ND | | ug/l | 0.10 | 0.05 |
| Benzo(a)anthracene | ND | | ug/l | 0.10 | 0.02 |
| Benzo(a)pyrene | ND | | ug/l | 0.10 | 0.02 |
| Benzo(b)fluoranthene | ND | | ug/l | 0.10 | 0.01 |
| Benzo(k)fluoranthene | ND | | ug/l | 0.10 | 0.01 |
| Chrysene | ND | | ug/l | 0.10 | 0.01 |
| Acenaphthylene | ND | | ug/l | 0.10 | 0.01 |
| Anthracene | ND | | ug/l | 0.10 | 0.01 |
| Benzo(ghi)perylene | ND | | ug/l | 0.10 | 0.01 |
| Fluorene | ND | | ug/l | 0.10 | 0.01 |
| Phenanthrene | ND | | ug/l | 0.10 | 0.02 |
| Dibenzo(a,h)anthracene | ND | | ug/l | 0.10 | 0.01 |
| Indeno(1,2,3-cd)pyrene | ND | | ug/l | 0.10 | 0.01 |
| Pyrene | ND | | ug/l | 0.10 | 0.02 |
| 2-Methylnaphthalene | ND | | ug/l | 0.10 | 0.02 |
| Pentachlorophenol | ND | | ug/l | 0.80 | 0.01 |
| Hexachlorobenzene | ND | | ug/l | 0.80 | 0.01 |
| Hexachloroethane | ND | | ug/l | 0.80 | 0.06 |

**Project Name:** 140 N MAIN ST
**Project Number:** 12166

**Lab Number:** L2160484
**Report Date:** 11/29/21

# Method Blank Analysis
## Batch Quality Control

Analytical Method: 1,8270D-SIM
Analytical Date: 11/09/21 13:31
Analyst: JJW

Extraction Method: EPA 3510C
Extraction Date: 11/08/21 15:38

| Parameter | Result | Qualifier | Units | RL | MDL |
|---|---|---|---|---|---|
| Semivolatile Organics by GC/MS-SIM - Westborough Lab for sample(s): 06-07 Batch: WG1568608-1 | | | | | |

| Surrogate | %Recovery | Qualifier | Acceptance Criteria |
|---|---|---|---|
| 2-Fluorophenol | 51 | | 21-120 |
| Phenol-d6 | 41 | | 10-120 |
| Nitrobenzene-d5 | 65 | | 23-120 |
| 2-Fluorobiphenyl | 67 | | 15-120 |
| 2,4,6-Tribromophenol | 62 | | 10-120 |
| 4-Terphenyl-d14 | 70 | | 41-149 |

**Project Name:** 140 N MAIN ST
**Project Number:** 12166

**Lab Number:** L2160484
**Report Date:** 11/29/21

# Method Blank Analysis
## Batch Quality Control

Analytical Method: 1,8270D-SIM
Analytical Date: 11/12/21 12:24
Analyst: DB

Extraction Method: EPA 3510C
Extraction Date: 11/09/21 14:00

| Parameter | Result | Qualifier | Units | RL | MDL |
|---|---|---|---|---|---|
| 1,4 Dioxane by 8270D-SIM - Mansfield Lab for sample(s): 06-07 Batch: WG1569043-1 | | | | | |
| 1,4-Dioxane | ND | | ng/l | 150 | 33.9 |

| Surrogate | %Recovery | Qualifier | Acceptance Criteria |
|---|---|---|---|
| 1,4-Dioxane-d8 | 32 | | 15-110 |

**Project Name:** 140 N MAIN ST
**Project Number:** 12166

**Lab Number:** L2160484
**Report Date:** 11/29/21

# Method Blank Analysis
## Batch Quality Control

Analytical Method: 134,LCMSMS-ID
Analytical Date: 11/12/21 03:41
Analyst: HT

Extraction Method: ALPHA 23528
Extraction Date: 11/10/21 09:31

| Parameter | Result | Qualifier | Units | RL | MDL |
|---|---|---|---|---|---|
| Perfluorinated Alkyl Acids by Isotope Dilution - Mansfield Lab for sample(s): 01,03 Batch: WG1569425-1 | | | | | |
| Perfluorobutanoic Acid (PFBA) | ND | | ng/g | 0.500 | 0.023 |
| Perfluoropentanoic Acid (PFPeA) | ND | | ng/g | 0.500 | 0.046 |
| Perfluorobutanesulfonic Acid (PFBS) | ND | | ng/g | 0.250 | 0.039 |
| Perfluorohexanoic Acid (PFHxA) | ND | | ng/g | 0.500 | 0.053 |
| Perfluoroheptanoic Acid (PFHpA) | ND | | ng/g | 0.250 | 0.045 |
| Perfluorohexanesulfonic Acid (PFHxS) | ND | | ng/g | 0.250 | 0.061 |
| Perfluorooctanoic Acid (PFOA) | ND | | ng/g | 0.250 | 0.042 |
| 1H,1H,2H,2H-Perfluorooctanesulfonic Acid (6:2FTS) | ND | | ng/g | 0.500 | 0.180 |
| Perfluoroheptanesulfonic Acid (PFHpS) | ND | | ng/g | 0.500 | 0.136 |
| Perfluorononanoic Acid (PFNA) | ND | | ng/g | 0.250 | 0.075 |
| Perfluorooctanesulfonic Acid (PFOS) | ND | | ng/g | 0.250 | 0.130 |
| Perfluorodecanoic Acid (PFDA) | ND | | ng/g | 0.250 | 0.067 |
| 1H,1H,2H,2H-Perfluorodecanesulfonic Acid (8:2FTS) | ND | | ng/g | 0.500 | 0.287 |
| N-Methyl Perfluorooctanesulfonamidoacetic Acid (NMeFOSAA) | ND | | ng/g | 0.500 | 0.202 |
| Perfluoroundecanoic Acid (PFUnA) | ND | | ng/g | 0.500 | 0.047 |
| Perfluorodecanesulfonic Acid (PFDS) | ND | | ng/g | 0.500 | 0.153 |
| Perfluorooctanesulfonamide (FOSA) | ND | | ng/g | 0.500 | 0.098 |
| N-Ethyl Perfluorooctanesulfonamidoacetic Acid (NEtFOSAA) | ND | | ng/g | 0.500 | 0.085 |
| Perfluorododecanoic Acid (PFDoA) | ND | | ng/g | 0.500 | 0.070 |
| Perfluorotridecanoic Acid (PFTrDA) | ND | | ng/g | 0.500 | 0.204 |
| Perfluorotetradecanoic Acid (PFTA) | ND | | ng/g | 0.500 | 0.054 |
| PFOA/PFOS, Total | ND | | ng/g | 0.250 | 0.042 |

**Project Name:** 140 N MAIN ST
**Project Number:** 12166

**Lab Number:** L2160484
**Report Date:** 11/29/21

# Method Blank Analysis
## Batch Quality Control

Analytical Method: 134,LCMSMS-ID
Analytical Date: 11/12/21 03:41
Analyst: HT

Extraction Method: ALPHA 23528
Extraction Date: 11/10/21 09:31

| Parameter | Result | Qualifier | Units | RL | MDL |
|---|---|---|---|---|---|
| Perfluorinated Alkyl Acids by Isotope Dilution - Mansfield Lab for sample(s): 01,03 Batch: WG1569425-1 | | | | | |

| Surrogate (Extracted Internal Standard) | %Recovery | Qualifier | Acceptance Criteria |
|---|---|---|---|
| Perfluoro[13C4]Butanoic Acid (MPFBA) | 62 | | 61-135 |
| Perfluoro[13C5]Pentanoic Acid (M5PFPEA) | 71 | | 58-150 |
| Perfluoro[2,3,4-13C3]Butanesulfonic Acid (M3PFBS) | 100 | | 74-139 |
| Perfluoro[1,2,3,4,6-13C5]Hexanoic Acid (M5PFHxA) | 75 | | 66-128 |
| Perfluoro[1,2,3,4-13C4]Heptanoic Acid (M4PFHpA) | 78 | | 71-129 |
| Perfluoro[1,2,3-13C3]Hexanesulfonic Acid (M3PFHxS) | 95 | | 78-139 |
| Perfluoro[13C8]Octanoic Acid (M8PFOA) | 84 | | 75-130 |
| 1H,1H,2H,2H-Perfluoro[1,2-13C2]Octanesulfonic Acid (M2-6:2FTS) | 61 | | 20-154 |
| Perfluoro[13C9]Nonanoic Acid (M9PFNA) | 93 | | 72-140 |
| Perfluoro[13C8]Octanesulfonic Acid (M8PFOS) | 92 | | 79-136 |
| Perfluoro[1,2,3,4,5,6-13C6]Decanoic Acid (M6PFDA) | 87 | | 75-130 |
| 1H,1H,2H,2H-Perfluoro[1,2-13C2]Decanesulfonic Acid (M2-8:2FTS) | 73 | | 19-175 |
| N-Deuteriomethylperfluoro-1-octanesulfonamidoacetic Acid (d3-NMeFOSAA) | 43 | | 31-134 |
| Perfluoro[1,2,3,4,5,6,7-13C7]Undecanoic Acid (M7-PFUDA) | 88 | | 61-155 |
| Perfluoro[13C8]Octanesulfonamide (M8FOSA) | **8** | Q | 10-117 |
| N-Deuterioethylperfluoro-1-octanesulfonamidoacetic Acid (d5-NEtFOSAA) | 39 | | 34-137 |
| Perfluoro[1,2-13C2]Dodecanoic Acid (MPFDOA) | 67 | | 54-150 |
| Perfluoro[1,2-13C2]Tetradecanoic Acid (M2PFTEDA) | 51 | | 24-159 |

**Project Name:** 140 N MAIN ST
**Project Number:** 12166

**Lab Number:** L2160484
**Report Date:** 11/29/21

# Method Blank Analysis
## Batch Quality Control

Analytical Method: 134,LCMSMS-ID
Analytical Date: 11/13/21 11:49
Analyst: MP

Extraction Method: ALPHA 23528
Extraction Date: 11/10/21 09:31

| Parameter | Result | Qualifier | Units | RL | MDL |
|---|---|---|---|---|---|
| Perfluorinated Alkyl Acids by Isotope Dilution - Mansfield Lab for sample(s): 01,03 Batch: WG1569425-1 | | | | | |
| Perfluorooctanesulfonamide (FOSA) | ND | | ng/g | 0.500 | 0.098 |

| Surrogate (Extracted Internal Standard) | %Recovery | Qualifier | Acceptance Criteria |
|---|---|---|---|
| Perfluoro[13C8]Octanesulfonamide (M8FOSA) | 92 | | 10-117 |

**Project Name:** 140 N MAIN ST
**Project Number:** 12166
**Lab Number:** L2160484
**Report Date:** 11/29/21

# Method Blank Analysis
## Batch Quality Control

Analytical Method: 134,LCMSMS-ID
Analytical Date: 11/24/21 01:58
Analyst: SG

Extraction Method: ALPHA 23528
Extraction Date: 11/12/21 14:40

| Parameter | Result | Qualifier | Units | RL | MDL |
|---|---|---|---|---|---|
| Perfluorinated Alkyl Acids by Isotope Dilution - Mansfield Lab for sample(s): 06-07 Batch: WG1570646-1 | | | | | |
| Perfluorobutanoic Acid (PFBA) | ND | | ng/l | 2.00 | 0.408 |
| Perfluoropentanoic Acid (PFPeA) | ND | | ng/l | 2.00 | 0.396 |
| Perfluorobutanesulfonic Acid (PFBS) | ND | | ng/l | 2.00 | 0.238 |
| Perfluorohexanoic Acid (PFHxA) | ND | | ng/l | 2.00 | 0.328 |
| Perfluoroheptanoic Acid (PFHpA) | ND | | ng/l | 2.00 | 0.225 |
| Perfluorohexanesulfonic Acid (PFHxS) | ND | | ng/l | 2.00 | 0.376 |
| Perfluorooctanoic Acid (PFOA) | ND | | ng/l | 2.00 | 0.236 |
| 1H,1H,2H,2H-Perfluorooctanesulfonic Acid (6:2FTS) | ND | | ng/l | 2.00 | 1.33 |
| Perfluoroheptanesulfonic Acid (PFHpS) | ND | | ng/l | 2.00 | 0.688 |
| Perfluorononanoic Acid (PFNA) | ND | | ng/l | 2.00 | 0.312 |
| Perfluorooctanesulfonic Acid (PFOS) | ND | | ng/l | 2.00 | 0.504 |
| Perfluorodecanoic Acid (PFDA) | ND | | ng/l | 2.00 | 0.304 |
| 1H,1H,2H,2H-Perfluorodecanesulfonic Acid (8:2FTS) | ND | | ng/l | 2.00 | 1.21 |
| N-Methyl Perfluorooctanesulfonamidoacetic Acid (NMeFOSAA) | ND | | ng/l | 2.00 | 0.648 |
| Perfluoroundecanoic Acid (PFUnA) | ND | | ng/l | 2.00 | 0.260 |
| Perfluorodecanesulfonic Acid (PFDS) | ND | | ng/l | 2.00 | 0.980 |
| Perfluorooctanesulfonamide (FOSA) | ND | | ng/l | 2.00 | 0.580 |
| N-Ethyl Perfluorooctanesulfonamidoacetic Acid (NEtFOSAA) | ND | | ng/l | 2.00 | 0.804 |
| Perfluorododecanoic Acid (PFDoA) | ND | | ng/l | 2.00 | 0.372 |
| Perfluorotridecanoic Acid (PFTrDA) | ND | | ng/l | 2.00 | 0.327 |
| Perfluorotetradecanoic Acid (PFTA) | ND | | ng/l | 2.00 | 0.248 |
| PFOA/PFOS, Total | ND | | ng/l | 2.00 | 0.236 |

**Project Name:** 140 N MAIN ST
**Project Number:** 12166

**Lab Number:** L2160484
**Report Date:** 11/29/21

# Method Blank Analysis
## Batch Quality Control

Analytical Method: 134,LCMSMS-ID
Analytical Date: 11/24/21 01:58
Analyst: SG

Extraction Method: ALPHA 23528
Extraction Date: 11/12/21 14:40

| Parameter | Result | Qualifier | Units | RL | MDL |
|---|---|---|---|---|---|
| Perfluorinated Alkyl Acids by Isotope Dilution - Mansfield Lab for sample(s): 06-07 Batch: WG1570646-1 | | | | | |

| Surrogate (Extracted Internal Standard) | %Recovery | Qualifier | Acceptance Criteria |
|---|---|---|---|
| Perfluoro[13C4]Butanoic Acid (MPFBA) | 87 | | 58-132 |
| Perfluoro[13C5]Pentanoic Acid (M5PFPEA) | 117 | | 62-163 |
| Perfluoro[2,3,4-13C3]Butanesulfonic Acid (M3PFBS) | 99 | | 70-131 |
| Perfluoro[1,2,3,4,6-13C5]Hexanoic Acid (M5PFHxA) | 87 | | 57-129 |
| Perfluoro[1,2,3,4-13C4]Heptanoic Acid (M4PFHpA) | 88 | | 60-129 |
| Perfluoro[1,2,3-13C3]Hexanesulfonic Acid (M3PFHxS) | 96 | | 71-134 |
| Perfluoro[13C8]Octanoic Acid (M8PFOA) | 90 | | 62-129 |
| 1H,1H,2H,2H-Perfluoro[1,2-13C2]Octanesulfonic Acid (M2-6:2FTS) | 106 | | 14-147 |
| Perfluoro[13C9]Nonanoic Acid (M9PFNA) | 91 | | 59-139 |
| Perfluoro[13C8]Octanesulfonic Acid (M8PFOS) | 100 | | 69-131 |
| Perfluoro[1,2,3,4,5,6-13C6]Decanoic Acid (M6PFDA) | 83 | | 62-124 |
| 1H,1H,2H,2H-Perfluoro[1,2-13C2]Decanesulfonic Acid (M2-8:2FTS) | 140 | | 10-162 |
| N-Deuteriomethylperfluoro-1-octanesulfonamidoacetic Acid (d3-NMeFOSAA) | 72 | | 24-116 |
| Perfluoro[1,2,3,4,5,6,7-13C7]Undecanoic Acid (M7-PFUDA) | 92 | | 55-137 |
| Perfluoro[13C8]Octanesulfonamide (M8FOSA) | 36 | | 10-112 |
| N-Deuterioethylperfluoro-1-octanesulfonamidoacetic Acid (d5-NEtFOSAA) | 62 | | 27-126 |
| Perfluoro[1,2-13C2]Dodecanoic Acid (MPFDOA) | 83 | | 48-131 |
| Perfluoro[1,2-13C2]Tetradecanoic Acid (M2PFTEDA) | 71 | | 22-136 |

**Project Name:** 140 N MAIN ST
**Project Number:** 12166

**Lab Number:** L2160484
**Report Date:** 11/29/21

# Method Blank Analysis
## Batch Quality Control

Analytical Method: 134,LCMSMS-ID
Analytical Date: 11/26/21 16:16
Analyst: SG

Extraction Method: ALPHA 23528
Extraction Date: 11/12/21 14:40

| Parameter | Result | Qualifier | Units | RL | MDL |
|---|---|---|---|---|---|
| Perfluorinated Alkyl Acids by Isotope Dilution - Mansfield Lab for sample(s): 06-07 Batch: WG1570646-1 | | | | | |
| Perfluorooctanesulfonamide (FOSA) | ND | | ng/l | 2.00 | 0.580 |

| Surrogate (Extracted Internal Standard) | %Recovery | Qualifier | Acceptance Criteria |
|---|---|---|---|
| Perfluoro[13C8]Octanesulfonamide (M8FOSA) | 69 | | 10-112 |

# Lab Control Sample Analysis
## Batch Quality Control

**Project Name:** 140 N MAIN ST
**Project Number:** 12166
**Lab Number:** L2160484
**Report Date:** 11/29/21

| Parameter | LCS %Recovery | Qual | LCSD %Recovery | Qual | %Recovery Limits | RPD | Qual | RPD Limits |
|---|---|---|---|---|---|---|---|---|
| Semivolatile Organics by GC/MS - Westborough Lab Associated sample(s): 01-05 Batch: WG1568310-2 WG1568310-3 | | | | | | | | |
| Acenaphthene | 76 | | 70 | | 31-137 | 8 | | 50 |
| 1,2,4-Trichlorobenzene | 70 | | 65 | | 38-107 | 7 | | 50 |
| Hexachlorobenzene | 69 | | 63 | | 40-140 | 9 | | 50 |
| Bis(2-chloroethyl)ether | 69 | | 66 | | 40-140 | 4 | | 50 |
| 2-Chloronaphthalene | 72 | | 64 | | 40-140 | 12 | | 50 |
| 1,2-Dichlorobenzene | 67 | | 64 | | 40-140 | 5 | | 50 |
| 1,3-Dichlorobenzene | 66 | | 64 | | 40-140 | 3 | | 50 |
| 1,4-Dichlorobenzene | 67 | | 63 | | 28-104 | 6 | | 50 |
| 3,3'-Dichlorobenzidine | 70 | | 62 | | 40-140 | 12 | | 50 |
| 2,4-Dinitrotoluene | 80 | | 73 | | 40-132 | 9 | | 50 |
| 2,6-Dinitrotoluene | 83 | | 75 | | 40-140 | 10 | | 50 |
| Fluoranthene | 78 | | 71 | | 40-140 | 9 | | 50 |
| 4-Chlorophenyl phenyl ether | 74 | | 68 | | 40-140 | 8 | | 50 |
| 4-Bromophenyl phenyl ether | 72 | | 64 | | 40-140 | 12 | | 50 |
| Bis(2-chloroisopropyl)ether | 56 | | 51 | | 40-140 | 9 | | 50 |
| Bis(2-chloroethoxy)methane | 70 | | 63 | | 40-117 | 11 | | 50 |
| Hexachlorobutadiene | 64 | | 60 | | 40-140 | 6 | | 50 |
| Hexachlorocyclopentadiene | 51 | | 48 | | 40-140 | 6 | | 50 |
| Hexachloroethane | 71 | | 67 | | 40-140 | 6 | | 50 |
| Isophorone | 68 | | 63 | | 40-140 | 8 | | 50 |
| Naphthalene | 68 | | 65 | | 40-140 | 5 | | 50 |
| Nitrobenzene | 75 | | 71 | | 40-140 | 5 | | 50 |
| NDPA/DPA | 77 | | 70 | | 36-157 | 10 | | 50 |

# Lab Control Sample Analysis
## Batch Quality Control

**Project Name:** 140 N MAIN ST
**Project Number:** 12166
**Lab Number:** L2160484
**Report Date:** 11/29/21

| Parameter | LCS %Recovery | Qual | LCSD %Recovery | Qual | %Recovery Limits | RPD | Qual | RPD Limits |
|---|---|---|---|---|---|---|---|---|
| Semivolatile Organics by GC/MS - Westborough Lab Associated sample(s): 01-05 Batch: WG1568310-2 WG1568310-3 | | | | | | | | |
| n-Nitrosodi-n-propylamine | 68 | | 64 | | 32-121 | 6 | | 50 |
| Bis(2-ethylhexyl)phthalate | 96 | | 86 | | 40-140 | 11 | | 50 |
| Butyl benzyl phthalate | 92 | | 87 | | 40-140 | 6 | | 50 |
| Di-n-butylphthalate | 84 | | 76 | | 40-140 | 10 | | 50 |
| Di-n-octylphthalate | 96 | | 88 | | 40-140 | 9 | | 50 |
| Diethyl phthalate | 78 | | 71 | | 40-140 | 9 | | 50 |
| Dimethyl phthalate | 72 | | 64 | | 40-140 | 12 | | 50 |
| Benzo(a)anthracene | 82 | | 75 | | 40-140 | 9 | | 50 |
| Benzo(a)pyrene | 72 | | 66 | | 40-140 | 9 | | 50 |
| Benzo(b)fluoranthene | 74 | | 68 | | 40-140 | 8 | | 50 |
| Benzo(k)fluoranthene | 73 | | 66 | | 40-140 | 10 | | 50 |
| Chrysene | 79 | | 72 | | 40-140 | 9 | | 50 |
| Acenaphthylene | 71 | | 64 | | 40-140 | 10 | | 50 |
| Anthracene | 77 | | 72 | | 40-140 | 7 | | 50 |
| Benzo(ghi)perylene | 73 | | 70 | | 40-140 | 4 | | 50 |
| Fluorene | 76 | | 70 | | 40-140 | 8 | | 50 |
| Phenanthrene | 76 | | 72 | | 40-140 | 5 | | 50 |
| Dibenzo(a,h)anthracene | 72 | | 68 | | 40-140 | 6 | | 50 |
| Indeno(1,2,3-cd)pyrene | 73 | | 69 | | 40-140 | 6 | | 50 |
| Pyrene | 78 | | 71 | | 35-142 | 9 | | 50 |
| Biphenyl | 71 | | 66 | | 37-127 | 7 | | 50 |
| 4-Chloroaniline | 48 | | 49 | | 40-140 | 2 | | 50 |
| 2-Nitroaniline | 90 | | 82 | | 47-134 | 9 | | 50 |

# Lab Control Sample Analysis
## Batch Quality Control

**Project Name:** 140 N MAIN ST
**Project Number:** 12166
**Lab Number:** L2160484
**Report Date:** 11/29/21

| Parameter | LCS %Recovery | Qual | LCSD %Recovery | Qual | %Recovery Limits | RPD | Qual | RPD Limits |
|---|---|---|---|---|---|---|---|---|
| Semivolatile Organics by GC/MS - Westborough Lab Associated sample(s): 01-05 Batch: WG1568310-2 WG1568310-3 | | | | | | | | |
| 3-Nitroaniline | 80 | | 74 | | 26-129 | 8 | | 50 |
| 4-Nitroaniline | 85 | | 76 | | 41-125 | 11 | | 50 |
| Dibenzofuran | 75 | | 68 | | 40-140 | 10 | | 50 |
| 2-Methylnaphthalene | 69 | | 63 | | 40-140 | 9 | | 50 |
| 1,2,4,5-Tetrachlorobenzene | 69 | | 64 | | 40-117 | 8 | | 50 |
| Acetophenone | 69 | | 64 | | 14-144 | 8 | | 50 |
| 2,4,6-Trichlorophenol | 79 | | 72 | | 30-130 | 9 | | 50 |
| p-Chloro-m-cresol | 76 | | 69 | | 26-103 | 10 | | 50 |
| 2-Chlorophenol | 82 | | 76 | | 25-102 | 8 | | 50 |
| 2,4-Dichlorophenol | 78 | | 71 | | 30-130 | 9 | | 50 |
| 2,4-Dimethylphenol | 77 | | 70 | | 30-130 | 10 | | 50 |
| 2-Nitrophenol | 105 | | 96 | | 30-130 | 9 | | 50 |
| 4-Nitrophenol | 93 | | 81 | | 11-114 | 14 | | 50 |
| 2,4-Dinitrophenol | 45 | | 37 | | 4-130 | 20 | | 50 |
| 4,6-Dinitro-o-cresol | 51 | | 44 | | 10-130 | 15 | | 50 |
| Pentachlorophenol | 77 | | 71 | | 17-109 | 8 | | 50 |
| Phenol | 74 | | 68 | | 26-90 | 8 | | 50 |
| 2-Methylphenol | 80 | | 72 | | 30-130. | 11 | | 50 |
| 3-Methylphenol/4-Methylphenol | 78 | | 71 | | 30-130 | 9 | | 50 |
| 2,4,5-Trichlorophenol | 83 | | 73 | | 30-130 | 13 | | 50 |
| Benzoic Acid | 63 | | 51 | | 10-110 | 21 | | 50 |
| Benzyl Alcohol | 75 | | 72 | | 40-140 | 4 | | 50 |
| Carbazole | 79 | | 71 | | 54-128 | 11 | | 50 |

# Lab Control Sample Analysis
## Batch Quality Control

**Project Name:** 140 N MAIN ST
**Project Number:** 12166
**Lab Number:** L2160484
**Report Date:** 11/29/21

| Parameter | LCS %Recovery | Qual | LCSD %Recovery | Qual | %Recovery Limits | RPD | Qual | RPD Limits |
|---|---|---|---|---|---|---|---|---|
| Semivolatile Organics by GC/MS - Westborough Lab Associated sample(s): 01-05 Batch: WG1568310-2 WG1568310-3 | | | | | | | | |
| 1,4-Dioxane | 46 | | 48 | | 40-140 | 4 | | 50 |

| Surrogate | LCS %Recovery | Qual | LCSD %Recovery | Qual | Acceptance Criteria |
|---|---|---|---|---|---|
| 2-Fluorophenol | 77 | | 72 | | 25-120 |
| Phenol-d6 | 80 | | 74 | | 10-120 |
| Nitrobenzene-d5 | 78 | | 72 | | 23-120 |
| 2-Fluorobiphenyl | 66 | | 60 | | 30-120 |
| 2,4,6-Tribromophenol | 76 | | 68 | | 10-136 |
| 4-Terphenyl-d14 | 78 | | 70 | | 18-120 |

# Lab Control Sample Analysis
## Batch Quality Control

**Project Name:** 140 N MAIN ST
**Project Number:** 12166
**Lab Number:** L2160484
**Report Date:** 11/29/21

| Parameter | LCS %Recovery | Qual | LCSD %Recovery | Qual | %Recovery Limits | RPD | Qual | RPD Limits |
|---|---|---|---|---|---|---|---|---|
| Semivolatile Organics by GC/MS - Westborough Lab Associated sample(s): 06-07 Batch: WG1568597-2 WG1568597-3 | | | | | | | | |
| Acenaphthene | 60 | | 64 | | 37-111 | 6 | | 30 |
| 1,2,4-Trichlorobenzene | 63 | | 64 | | 39-98 | 2 | | 30 |
| Hexachlorobenzene | 70 | | 71 | | 40-140 | 1 | | 30 |
| Bis(2-chloroethyl)ether | 55 | | 60 | | 40-140 | 9 | | 30 |
| 2-Chloronaphthalene | 63 | | 63 | | 40-140 | 0 | | 30 |
| 1,2-Dichlorobenzene | 60 | | 58 | | 40-140 | 3 | | 30 |
| 1,3-Dichlorobenzene | 57 | | 54 | | 40-140 | 5 | | 30 |
| 1,4-Dichlorobenzene | 57 | | 58 | | 36-97 | 2 | | 30 |
| 3,3'-Dichlorobenzidine | 66 | | 68 | | 40-140 | 3 | | 30 |
| 2,4-Dinitrotoluene | 63 | | 67 | | 48-143 | 6 | | 30 |
| 2,6-Dinitrotoluene | 61 | | 67 | | 40-140 | 9 | | 30 |
| Fluoranthene | 70 | | 69 | | 40-140 | 1 | | 30 |
| 4-Chlorophenyl phenyl ether | 67 | | 71 | | 40-140 | 6 | | 30 |
| 4-Bromophenyl phenyl ether | 68 | | 68 | | 40-140 | 0 | | 30 |
| Bis(2-chloroisopropyl)ether | 44 | | 44 | | 40-140 | 0 | | 30 |
| Bis(2-chloroethoxy)methane | 58 | | 59 | | 40-140 | 2 | | 30 |
| Hexachlorobutadiene | 70 | | 66 | | 40-140 | 6 | | 30 |
| Hexachlorocyclopentadiene | 65 | | 61 | | 40-140 | 6 | | 30 |
| Hexachloroethane | 56 | | 51 | | 40-140 | 9 | | 30 |
| Isophorone | 56 | | 61 | | 40-140 | 9 | | 30 |
| Naphthalene | 58 | | 59 | | 40-140 | 2 | | 30 |
| Nitrobenzene | 54 | | 62 | | 40-140 | 14 | | 30 |
| NDPA/DPA | 69 | | 70 | | 40-140 | 1 | | 30 |

# Lab Control Sample Analysis
## Batch Quality Control

**Project Name:** 140 N MAIN ST
**Project Number:** 12166
**Lab Number:** L2160484
**Report Date:** 11/29/21

| Parameter | LCS %Recovery | Qual | LCSD %Recovery | Qual | %Recovery Limits | RPD | Qual | RPD Limits |
|---|---|---|---|---|---|---|---|---|
| Semivolatile Organics by GC/MS - Westborough Lab Associated sample(s): 06-07 Batch: WG1568597-2 WG1568597-3 | | | | | | | | |
| n-Nitrosodi-n-propylamine | 56 | | 62 | | 29-132 | 10 | | 30 |
| Bis(2-ethylhexyl)phthalate | 57 | | 55 | | 40-140 | 4 | | 30 |
| Butyl benzyl phthalate | 61 | | 62 | | 40-140 | 2 | | 30 |
| Di-n-butylphthalate | 62 | | 61 | | 40-140 | 2 | | 30 |
| Di-n-octylphthalate | 61 | | 61 | | 40-140 | 0 | | 30 |
| Diethyl phthalate | 62 | | 63 | | 40-140 | 2 | | 30 |
| Dimethyl phthalate | 65 | | 68 | | 40-140 | 5 | | 30 |
| Benzo(a)anthracene | 66 | | 68 | | 40-140 | 3 | | 30 |
| Benzo(a)pyrene | 76 | | 79 | | 40-140 | 4 | | 30 |
| Benzo(b)fluoranthene | 74 | | 79 | | 40-140 | 7 | | 30 |
| Benzo(k)fluoranthene | 71 | | 74 | | 40-140 | 4 | | 30 |
| Chrysene | 69 | | 68 | | 40-140 | 1 | | 30 |
| Acenaphthylene | 63 | | 63 | | 45-123 | 0 | | 30 |
| Anthracene | 68 | | 68 | | 40-140 | 0 | | 30 |
| Benzo(ghi)perylene | 69 | | 71 | | 40-140 | 3 | | 30 |
| Fluorene | 63 | | 66 | | 40-140 | 5 | | 30 |
| Phenanthrene | 64 | | 67 | | 40-140 | 5 | | 30 |
| Dibenzo(a,h)anthracene | 70 | | 72 | | 40-140 | 3 | | 30 |
| Indeno(1,2,3-cd)pyrene | 72 | | 71 | | 40-140 | 1 | | 30 |
| Pyrene | 70 | | 71 | | 26-127 | 1 | | 30 |
| Biphenyl | 66 | | 70 | | 40-140 | 6 | | 30 |
| 4-Chloroaniline | **33** | Q | 40 | | 40-140 | 19 | | 30 |
| 2-Nitroaniline | 63 | | 64 | | 52-143 | 2 | | 30 |

# Lab Control Sample Analysis
## Batch Quality Control

**Project Name:** 140 N MAIN ST
**Project Number:** 12166
**Lab Number:** L2160484
**Report Date:** 11/29/21

| Parameter | LCS %Recovery | Qual | LCSD %Recovery | Qual | %Recovery Limits | RPD | Qual | RPD Limits |
|---|---|---|---|---|---|---|---|---|
| Semivolatile Organics by GC/MS - Westborough Lab Associated sample(s): 06-07 Batch: WG1568597-2 WG1568597-3 | | | | | | | | |
| 3-Nitroaniline | 52 | | 57 | | 25-145 | 9 | | 30 |
| 4-Nitroaniline | 56 | | 58 | | 51-143 | 4 | | 30 |
| Dibenzofuran | 64 | | 67 | | 40-140 | 5 | | 30 |
| 2-Methylnaphthalene | 63 | | 62 | | 40-140 | 2 | | 30 |
| 1,2,4,5-Tetrachlorobenzene | 72 | | 75 | | 2-134 | 4 | | 30 |
| Acetophenone | 60 | | 66 | | 39-129 | 10 | | 30 |
| 2,4,6-Trichlorophenol | 72 | | 75 | | 30-130 | 4 | | 30 |
| p-Chloro-m-cresol | 68 | | 70 | | 23-97 | 3 | | 30 |
| 2-Chlorophenol | 59 | | 64 | | 27-123 | 8 | | 30 |
| 2,4-Dichlorophenol | 68 | | 74 | | 30-130 | 8 | | 30 |
| 2,4-Dimethylphenol | 62 | | 69 | | 30-130 | 11 | | 30 |
| 2-Nitrophenol | 56 | | 62 | | 30-130 | 10 | | 30 |
| 4-Nitrophenol | 48 | | 51 | | 10-80 | 6 | | 30 |
| 2,4-Dinitrophenol | 53 | | 53 | | 20-130 | 0 | | 30 |
| 4,6-Dinitro-o-cresol | 63 | | 68 | | 20-164 | 8 | | 30 |
| Pentachlorophenol | 65 | | 68 | | 9-103 | 5 | | 30 |
| Phenol | 43 | | 45 | | 12-110 | 5 | | 30 |
| 2-Methylphenol | 60 | | 62 | | 30-130 | 3 | | 30 |
| 3-Methylphenol/4-Methylphenol | 60 | | 67 | | 30-130 | 11 | | 30 |
| 2,4,5-Trichlorophenol | 74 | | 71 | | 30-130 | 4 | | 30 |
| Benzoic Acid | 15 | | 15 | | 10-164 | 0 | | 30 |
| Benzyl Alcohol | 56 | | 56 | | 26-116 | 0 | | 30 |
| Carbazole | 70 | | 70 | | 55-144 | 0 | | 30 |

# Lab Control Sample Analysis

## Batch Quality Control

**Project Name:** 140 N MAIN ST

**Project Number:** 12166

**Lab Number:** L2160484

**Report Date:** 11/29/21

| Parameter | LCS %Recovery | Qual | LCSD %Recovery | Qual | %Recovery Limits | RPD | Qual | RPD Limits |
|---|---|---|---|---|---|---|---|---|
| Semivolatile Organics by GC/MS - Westborough Lab Associated sample(s): 06-07 Batch: WG1568597-2 WG1568597-3 | | | | | | | | |

| Surrogate | LCS %Recovery | Qual | LCSD %Recovery | Qual | Acceptance Criteria |
|---|---|---|---|---|---|
| 2-Fluorophenol | 52 | | 52 | | 21-120 |
| Phenol-d6 | 42 | | 44 | | 10-120 |
| Nitrobenzene-d5 | 58 | | 61 | | 23-120 |
| 2-Fluorobiphenyl | 61 | | 62 | | 15-120 |
| 2,4,6-Tribromophenol | 75 | | 69 | | 10-120 |
| 4-Terphenyl-d14 | 79 | | 75 | | 41-149 |

# Lab Control Sample Analysis
## Batch Quality Control

**Project Name:** 140 N MAIN ST
**Project Number:** 12166

**Lab Number:** L2160484
**Report Date:** 11/29/21

| Parameter | LCS %Recovery | Qual | LCSD %Recovery | Qual | %Recovery Limits | RPD | Qual | RPD Limits |
|---|---|---|---|---|---|---|---|---|
| Semivolatile Organics by GC/MS-SIM - Westborough Lab Associated sample(s): 06-07 Batch: WG1568608-2 WG1568608-3 | | | | | | | | |
| Acenaphthene | 68 | | 73 | | 40-140 | 7 | | 40 |
| 2-Chloronaphthalene | 67 | | 72 | | 40-140 | 7 | | 40 |
| Fluoranthene | 74 | | 80 | | 40-140 | 8 | | 40 |
| Hexachlorobutadiene | 58 | | 68 | | 40-140 | 16 | | 40 |
| Naphthalene | 66 | | 72 | | 40-140 | 9 | | 40 |
| Benzo(a)anthracene | 69 | | 74 | | 40-140 | 7 | | 40 |
| Benzo(a)pyrene | 72 | | 74 | | 40-140 | 3 | | 40 |
| Benzo(b)fluoranthene | 75 | | 79 | | 40-140 | 5 | | 40 |
| Benzo(k)fluoranthene | 75 | | 82 | | 40-140 | 9 | | 40 |
| Chrysene | 73 | | 77 | | 40-140 | 5 | | 40 |
| Acenaphthylene | 68 | | 73 | | 40-140 | 7 | | 40 |
| Anthracene | 72 | | 76 | | 40-140 | 5 | | 40 |
| Benzo(ghi)perylene | 78 | | 82 | | 40-140 | 5 | | 40 |
| Fluorene | 70 | | 76 | | 40-140 | 8 | | 40 |
| Phenanthrene | 71 | | 75 | | 40-140 | 5 | | 40 |
| Dibenzo(a,h)anthracene | 84 | | 89 | | 40-140 | 6 | | 40 |
| Indeno(1,2,3-cd)pyrene | 85 | | 88 | | 40-140 | 3 | | 40 |
| Pyrene | 75 | | 80 | | 40-140 | 6 | | 40 |
| 2-Methylnaphthalene | 72 | | 77 | | 40-140 | 7 | | 40 |
| Pentachlorophenol | 75 | | 75 | | 40-140 | 0 | | 40 |
| Hexachlorobenzene | 67 | | 74 | | 40-140 | 10 | | 40 |
| Hexachloroethane | 56 | | 63 | | 40-140 | 12 | | 40 |

# Lab Control Sample Analysis
## Batch Quality Control

**Project Name:** 140 N MAIN ST
**Project Number:** 12166
**Lab Number:** L2160484
**Report Date:** 11/29/21

| Parameter | LCS %Recovery | Qual | LCSD %Recovery | Qual | %Recovery Limits | RPD | Qual | RPD Limits |
|---|---|---|---|---|---|---|---|---|
| Semivolatile Organics by GC/MS-SIM - Westborough Lab Associated sample(s): 06-07 Batch: WG1568608-2 WG1568608-3 | | | | | | | | |

| Surrogate | LCS %Recovery | Qual | LCSD %Recovery | Qual | Acceptance Criteria |
|---|---|---|---|---|---|
| 2-Fluorophenol | 59 | | 59 | | 21-120 |
| Phenol-d6 | 48 | | 50 | | 10-120 |
| Nitrobenzene-d5 | 65 | | 66 | | 23-120 |
| 2-Fluorobiphenyl | 69 | | 76 | | 15-120 |
| 2,4,6-Tribromophenol | 73 | | 77 | | 10-120 |
| 4-Terphenyl-d14 | 79 | | 82 | | 41-149 |

# Lab Control Sample Analysis

## Batch Quality Control

**Project Name:** 140 N MAIN ST

**Project Number:** 12166

**Lab Number:** L2160484

**Report Date:** 11/29/21

| Parameter | LCS %Recovery | Qual | LCSD %Recovery | Qual | %Recovery Limits | RPD | Qual | RPD Limits |
|---|---|---|---|---|---|---|---|---|
| 1,4 Dioxane by 8270D-SIM - Mansfield Lab Associated sample(s): 06-07 Batch: WG1569043-2 WG1569043-3 | | | | | | | | |
| 1,4-Dioxane | 110 | | 112 | | 40-140 | 2 | | 30 |

| Surrogate | LCS %Recovery | Qual | LCSD %Recovery | Qual | Acceptance Criteria |
|---|---|---|---|---|---|
| 1,4-Dioxane-d8 | 29 | | 32 | | 15-110 |

# Lab Control Sample Analysis
## Batch Quality Control

**Project Name:** 140 N MAIN ST
**Project Number:** 12166

**Lab Number:** L2160484
**Report Date:** 11/29/21

| Parameter | LCS %Recovery | Qual | LCSD %Recovery | Qual | %Recovery Limits | RPD | Qual | RPD Limits |
|---|---|---|---|---|---|---|---|---|
| Perfluorinated Alkyl Acids by Isotope Dilution - Mansfield Lab Associated sample(s): 01,03 Batch: WG1569425-2 | | | | | | | | |
| Perfluorobutanoic Acid (PFBA) | 93 | | - | | 71-135 | - | | 30 |
| Perfluoropentanoic Acid (PFPeA) | 94 | | - | | 69-132 | - | | 30 |
| Perfluorobutanesulfonic Acid (PFBS) | 94 | | - | | 72-128 | - | | 30 |
| Perfluorohexanoic Acid (PFHxA) | 90 | | - | | 70-132 | - | | 30 |
| Perfluoroheptanoic Acid (PFHpA) | 90 | | - | | 71-131 | - | | 30 |
| Perfluorohexanesulfonic Acid (PFHxS) | 92 | | - | | 67-130 | - | | 30 |
| Perfluorooctanoic Acid (PFOA) | 88 | | - | | 69-133 | - | | 30 |
| 1H,1H,2H,2H-Perfluorooctanesulfonic Acid (6:2FTS) | 92 | | - | | 64-140 | - | | 30 |
| Perfluoroheptanesulfonic Acid (PFHpS) | 90 | | - | | 70-132 | - | | 30 |
| Perfluorononanoic Acid (PFNA) | 85 | | - | | 72-129 | - | | 30 |
| Perfluorooctanesulfonic Acid (PFOS) | 91 | | - | | 68-136 | - | | 30 |
| Perfluorodecanoic Acid (PFDA) | 86 | | - | | 69-133 | - | | 30 |
| 1H,1H,2H,2H-Perfluorodecanesulfonic Acid (8:2FTS) | 87 | | - | | 65-137 | - | | 30 |
| N-Methyl Perfluorooctanesulfonamidoacetic Acid (NMeFOSAA) | 99 | | - | | 63-144 | - | | 30 |
| Perfluoroundecanoic Acid (PFUnA) | 85 | | - | | 64-136 | - | | 30 |
| Perfluorodecanesulfonic Acid (PFDS) | 83 | | - | | 59-134 | - | | 30 |
| Perfluorooctanesulfonamide (FOSA) | 82 | | - | | 67-137 | - | | 30 |
| N-Ethyl Perfluorooctanesulfonamidoacetic Acid (NEtFOSAA) | 91 | | - | | 61-139 | - | | 30 |
| Perfluorododecanoic Acid (PFDoA) | 97 | | - | | 69-135 | - | | 30 |
| Perfluorotridecanoic Acid (PFTrDA) | 90 | | - | | 66-139 | - | | 30 |
| Perfluorotetradecanoic Acid (PFTA) | 91 | | - | | 69-133 | - | | 30 |

# Lab Control Sample Analysis
## Batch Quality Control

**Project Name:** 140 N MAIN ST
**Project Number:** 12166
**Lab Number:** L2160484
**Report Date:** 11/29/21

| Parameter | LCS %Recovery | Qual | LCSD %Recovery | Qual | %Recovery Limits | RPD | Qual | RPD Limits |
|---|---|---|---|---|---|---|---|---|
| Perfluorinated Alkyl Acids by Isotope Dilution - Mansfield Lab Associated sample(s): 01,03 Batch: WG1569425-2 | | | | | | | | |

| Surrogate (Extracted Internal Standard) | LCS %Recovery | Qual | LCSD %Recovery | Qual | Acceptance Criteria |
|---|---|---|---|---|---|
| Perfluoro[13C4]Butanoic Acid (MPFBA) | 64 | | | | 61-135 |
| Perfluoro[13C5]Pentanoic Acid (M5PFPEA) | 74 | | | | 58-150 |
| Perfluoro[2,3,4-13C3]Butanesulfonic Acid (M3PFBS) | 102 | | | | 74-139 |
| Perfluoro[1,2,3,4,6-13C5]Hexanoic Acid (M5PFHxA) | 79 | | | | 66-128 |
| Perfluoro[1,2,3,4-13C4]Heptanoic Acid (M4PFHpA) | 82 | | | | 71-129 |
| Perfluoro[1,2,3-13C3]Hexanesulfonic Acid (M3PFHxS) | 95 | | | | 78-139 |
| Perfluoro[13C8]Octanoic Acid (M8PFOA) | 87 | | | | 75-130 |
| 1H,1H,2H,2H-Perfluoro[1,2-13C2]Octanesulfonic Acid (M2-6:2FTS) | 66 | | | | 20-154 |
| Perfluoro[13C9]Nonanoic Acid (M9PFNA) | 96 | | | | 72-140 |
| Perfluoro[13C8]Octanesulfonic Acid (M8PFOS) | 97 | | | | 79-136 |
| Perfluoro[1,2,3,4,5,6-13C6]Decanoic Acid (M6PFDA) | 85 | | | | 75-130 |
| 1H,1H,2H,2H-Perfluoro[1,2-13C2]Decanesulfonic Acid (M2-8:2FTS) | 73 | | | | 19-175 |
| N-Deuteriomethylperfluoro-1-octanesulfonamidoacetic Acid (d3-NMeFOSAA) | 44 | | | | 31-134 |
| Perfluoro[1,2,3,4,5,6,7-13C7]Undecanoic Acid (M7-PFUDA) | 85 | | | | 61-155 |
| Perfluoro[13C8]Octanesulfonamide (M8FOSA) | **7** | Q | | | 10-117 |
| N-Deuterioethylperfluoro-1-octanesulfonamidoacetic Acid (d5-NEtFOSAA) | 43 | | | | 34-137 |
| Perfluoro[1,2-13C2]Dodecanoic Acid (MPFDOA) | 69 | | | | 54-150 |
| Perfluoro[1,2-13C2]Tetradecanoic Acid (M2PFTEDA) | 54 | | | | 24-159 |

# Lab Control Sample Analysis

## Batch Quality Control

**Project Name:** 140 N MAIN ST

**Project Number:** 12166

**Lab Number:** L2160484

**Report Date:** 11/29/21

| Parameter | LCS %Recovery | Qual | LCSD %Recovery | Qual | %Recovery Limits | RPD | Qual | RPD Limits |
|---|---|---|---|---|---|---|---|---|
| Perfluorinated Alkyl Acids by Isotope Dilution - Mansfield Lab Associated sample(s): 01,03 Batch: WG1569425-2 | | | | | | | | |
| Perfluorooctanesulfonamide (FOSA) | 110 | | - | | 67-137 | - | | 30 |

| Surrogate (Extracted Internal Standard) | LCS %Recovery | Qual | LCSD %Recovery | Qual | Acceptance Criteria |
|---|---|---|---|---|---|
| Perfluoro[13C8]Octanesulfonamide (M8FOSA) | 90 | | | | 10-117 |

# Lab Control Sample Analysis
## Batch Quality Control

**Project Name:** 140 N MAIN ST
**Project Number:** 12166
**Lab Number:** L2160484
**Report Date:** 11/29/21

| Parameter | LCS %Recovery | Qual | LCSD %Recovery | Qual | %Recovery Limits | RPD | Qual | RPD Limits |
|---|---|---|---|---|---|---|---|---|
| Perfluorinated Alkyl Acids by Isotope Dilution - Mansfield Lab Associated sample(s): 06-07 Batch: WG1570646-2 | | | | | | | | |
| Perfluorobutanoic Acid (PFBA) | 99 | | - | | 67-148 | - | | 30 |
| Perfluoropentanoic Acid (PFPeA) | 99 | | - | | 63-161 | - | | 30 |
| Perfluorobutanesulfonic Acid (PFBS) | 93 | | - | | 65-157 | - | | 30 |
| Perfluorohexanoic Acid (PFHxA) | 98 | | - | | 69-168 | - | | 30 |
| Perfluoroheptanoic Acid (PFHpA) | 102 | | - | | 58-159 | - | | 30 |
| Perfluorohexanesulfonic Acid (PFHxS) | 101 | | - | | 69-177 | - | | 30 |
| Perfluorooctanoic Acid (PFOA) | 106 | | - | | 63-159 | - | | 30 |
| 1H,1H,2H,2H-Perfluorooctanesulfonic Acid (6:2FTS) | 109 | | - | | 49-187 | - | | 30 |
| Perfluoroheptanesulfonic Acid (PFHpS) | 84 | | - | | 61-179 | - | | 30 |
| Perfluorononanoic Acid (PFNA) | 102 | | - | | 68-171 | - | | 30 |
| Perfluorooctanesulfonic Acid (PFOS) | 93 | | - | | 52-151 | - | | 30 |
| Perfluorodecanoic Acid (PFDA) | 104 | | - | | 63-171 | - | | 30 |
| 1H,1H,2H,2H-Perfluorodecanesulfonic Acid (8:2FTS) | 70 | | - | | 56-173 | - | | 30 |
| N-Methyl Perfluorooctanesulfonamidoacetic Acid (NMeFOSAA) | 109 | | - | | 60-166 | - | | 30 |
| Perfluoroundecanoic Acid (PFUnA) | 101 | | - | | 60-153 | - | | 30 |
| Perfluorodecanesulfonic Acid (PFDS) | 106 | | - | | 38-156 | - | | 30 |
| Perfluorooctanesulfonamide (FOSA) | 94 | | - | | 46-170 | - | | 30 |
| N-Ethyl Perfluorooctanesulfonamidoacetic Acid (NEtFOSAA) | 94 | | - | | 45-170 | - | | 30 |
| Perfluorododecanoic Acid (PFDoA) | 100 | | - | | 67-153 | - | | 30 |
| Perfluorotridecanoic Acid (PFTrDA) | 112 | | - | | 48-158 | - | | 30 |
| Perfluorotetradecanoic Acid (PFTA) | 87 | | - | | 59-182 | - | | 30 |

# Lab Control Sample Analysis
## Batch Quality Control

**Project Name:** 140 N MAIN ST
**Project Number:** 12166
**Lab Number:** L2160484
**Report Date:** 11/29/21

| Parameter | LCS %Recovery | Qual | LCSD %Recovery | Qual | %Recovery Limits | RPD | Qual | RPD Limits |
|---|---|---|---|---|---|---|---|---|
| Perfluorinated Alkyl Acids by Isotope Dilution - Mansfield Lab Associated sample(s): 06-07 Batch: WG1570646-2 | | | | | | | | |

| Surrogate (Extracted Internal Standard) | LCS %Recovery | Qual | LCSD %Recovery | Qual | Acceptance Criteria |
|---|---|---|---|---|---|
| Perfluoro[13C4]Butanoic Acid (MPFBA) | 96 | | | | 58-132 |
| Perfluoro[13C5]Pentanoic Acid (M5PFPEA) | 126 | | | | 62-163 |
| Perfluoro[2,3,4-13C3]Butanesulfonic Acid (M3PFBS) | 92 | | | | 70-131 |
| Perfluoro[1,2,3,4,6-13C5]Hexanoic Acid (M5PFHxA) | 92 | | | | 57-129 |
| Perfluoro[1,2,3,4-13C4]Heptanoic Acid (M4PFHpA) | 94 | | | | 60-129 |
| Perfluoro[1,2,3-13C3]Hexanesulfonic Acid (M3PFHxS) | 91 | | | | 71-134 |
| Perfluoro[13C8]Octanoic Acid (M8PFOA) | 91 | | | | 62-129 |
| 1H,1H,2H,2H-Perfluoro[1,2-13C2]Octanesulfonic Acid (M2-6:2FTS) | 112 | | | | 14-147 |
| Perfluoro[13C9]Nonanoic Acid (M9PFNA) | 95 | | | | 59-139 |
| Perfluoro[13C8]Octanesulfonic Acid (M8PFOS) | 97 | | | | 69-131 |
| Perfluoro[1,2,3,4,5,6-13C6]Decanoic Acid (M6PFDA) | 93 | | | | 62-124 |
| 1H,1H,2H,2H-Perfluoro[1,2-13C2]Decanesulfonic Acid (M2-8:2FTS) | **164** | Q | | | 10-162 |
| N-Deuteriomethylperfluoro-1-octanesulfonamidoacetic Acid (d3-NMeFOSAA) | 80 | | | | 24-116 |
| Perfluoro[1,2,3,4,5,6,7-13C7]Undecanoic Acid (M7-PFUDA) | 101 | | | | 55-137 |
| Perfluoro[13C8]Octanesulfonamide (M8FOSA) | 32 | | | | 10-112 |
| N-Deuterioethylperfluoro-1-octanesulfonamidoacetic Acid (d5-NEtFOSAA) | 81 | | | | 27-126 |
| Perfluoro[1,2-13C2]Dodecanoic Acid (MPFDOA) | 88 | | | | 48-131 |
| Perfluoro[1,2-13C2]Tetradecanoic Acid (M2PFTEDA) | 88 | | | | 22-136 |

# Lab Control Sample Analysis

## Batch Quality Control

**Project Name:** 140 N MAIN ST

**Project Number:** 12166

**Lab Number:** L2160484

**Report Date:** 11/29/21

| Parameter | LCS %Recovery | Qual | LCSD %Recovery | Qual | %Recovery Limits | RPD | Qual | RPD Limits |
|---|---|---|---|---|---|---|---|---|
| Perfluorinated Alkyl Acids by Isotope Dilution - Mansfield Lab Associated sample(s): 06-07 Batch: WG1570646-2 | | | | | | | | |
| Perfluorooctanesulfonamide (FOSA) | 118 | | - | | 46-170 | - | | 30 |

| Surrogate (Extracted Internal Standard) | LCS %Recovery | Qual | LCSD %Recovery | Qual | Acceptance Criteria |
|---|---|---|---|---|---|
| Perfluoro[13C8]Octanesulfonamide (M8FOSA) | 68 | | | | 10-112 |

# Matrix Spike Analysis
## *Batch Quality Control*

***Project Name:*** 140 N MAIN ST
***Project Number:*** 12166
***Lab Number:*** L2160484
***Report Date:*** 11/29/21

| Parameter | Native Sample | MS Added | MS Found | MS %Recovery | Qual | MSD Found | MSD %Recovery | Qual | Recovery Limits | RPD | Qual | RPD Limits |
|---|---|---|---|---|---|---|---|---|---|---|---|---|
| Perfluorinated Alkyl Acids by Isotope Dilution - Mansfield Lab Associated sample(s): 01,03 QC Batch ID: WG1569425-3 WG1569425-4 QC Sample: L2160379-02 Client ID: MS Sample | | | | | | | | | | | | |
| Perfluorobutanoic Acid (PFBA) | ND | 5.11 | 4.66 | 91 | | 4.74 | 93 | | 71-135 | 2 | | 30 |
| Perfluoropentanoic Acid (PFPeA) | ND | 5.11 | 4.82 | 94 | | 4.85 | 95 | | 69-132 | 1 | | 30 |
| Perfluorobutanesulfonic Acid (PFBS) | ND | 4.54 | 4.24 | 93 | | 4.35 | 96 | | 72-128 | 3 | | 30 |
| 1H,1H,2H,2H-Perfluorohexanesulfonic Acid (4:2FTS) | ND | 4.79 | 4.76 | 99 | | 4.59 | 96 | | 62-145 | 4 | | 30 |
| Perfluorohexanoic Acid (PFHxA) | ND | 5.11 | 4.59 | 90 | | 4.62 | 91 | | 70-132 | 1 | | 30 |
| Perfluoropentanesulfonic Acid (PFPeS) | ND | 4.81 | 4.72 | 98 | | 4.80 | 100 | | 73-123 | 2 | | 30 |
| Perfluoroheptanoic Acid (PFHpA) | ND | 5.11 | 4.68 | 92 | | 4.63 | 91 | | 71-131 | 1 | | 30 |
| Perfluorohexanesulfonic Acid (PFHxS) | ND | 4.67 | 4.22 | 90 | | 4.30 | 92 | | 67-130 | 2 | | 30 |
| Perfluorooctanoic Acid (PFOA) | ND | 5.11 | 4.56 | 89 | | 4.53 | 89 | | 69-133 | 1 | | 30 |
| 1H,1H,2H,2H-Perfluorooctanesulfonic Acid (6:2FTS) | ND | 4.87 | 4.87 | 100 | | 4.94 | 102 | | 64-140 | 1 | | 30 |
| Perfluoroheptanesulfonic Acid (PFHpS) | ND | 4.87 | 4.19 | 86 | | 4.30 | 89 | | 70-132 | 3 | | 30 |
| Perfluorononanoic Acid (PFNA) | ND | 5.11 | 4.38 | 86 | | 4.36 | 85 | | 72-129 | 0 | | 30 |
| Perfluorooctanesulfonic Acid (PFOS) | ND | 4.75 | 4.14 | 87 | | 4.40 | 93 | | 68-136 | 6 | | 30 |
| Perfluorodecanoic Acid (PFDA) | ND | 5.11 | 4.29 | 84 | | 4.38 | 86 | | 69-133 | 2 | | 30 |
| 1H,1H,2H,2H-Perfluorodecanesulfonic Acid (8:2FTS) | ND | 4.91 | 3.76 | 77 | | 3.65 | 75 | | 65-137 | 3 | | 30 |
| Perfluorononanesulfonic Acid (PFNS) | ND | 4.92 | 4.02 | 82 | | 4.15 | 85 | | 69-125 | 3 | | 30 |
| N-Methyl Perfluorooctanesulfonamidoacetic Acid (NMeFOSAA) | ND | 5.11 | 5.35 | 105 | | 4.71F | 92 | | 63-144 | 13 | | 30 |
| Perfluoroundecanoic Acid (PFUnA) | ND | 5.11 | 4.26 | 83 | | 4.13 | 81 | | 64-136 | 3 | | 30 |
| Perfluorodecanesulfonic Acid (PFDS) | ND | 4.93 | 3.96 | 80 | | 4.24 | 86 | | 59-134 | 7 | | 30 |
| Perfluorooctanesulfonamide (FOSA) | ND | 5.11 | 4.34 | 85 | | 4.24 | 83 | | 67-137 | 2 | | 30 |
| N-Ethyl Perfluorooctanesulfonamidoacetic Acid (NEtFOSAA) | ND | 5.11 | 4.98 | 97 | | 5.21 | 102 | | 61-139 | 5 | | 30 |
| Perfluorododecanoic Acid (PFDoA) | ND | 5.11 | 4.70 | 92 | | 4.71 | 92 | | 69-135 | 0 | | 30 |

# Matrix Spike Analysis
## *Batch Quality Control*

***Project Name:*** 140 N MAIN ST
***Project Number:*** 12166
***Lab Number:*** L2160484
***Report Date:*** 11/29/21

| Parameter | Native Sample | MS Added | MS Found | MS %Recovery | Qual | MSD Found | MSD %Recovery | Qual | Recovery Limits | RPD | Qual | RPD Limits |
|---|---|---|---|---|---|---|---|---|---|---|---|---|
| Perfluorinated Alkyl Acids by Isotope Dilution - Mansfield Lab Associated sample(s): 01,03 QC Batch ID: WG1569425-3 WG1569425-4 QC Sample: L2160379-02 Client ID: MS Sample | | | | | | | | | | | | |
| Perfluorotridecanoic Acid (PFTrDA) | ND | 5.11 | 4.56 | 89 | | 4.74 | 93 | | 66-139 | 4 | | 30 |
| Perfluorotetradecanoic Acid (PFTA) | ND | 5.11 | 4.58 | 90 | | 4.44 | 87 | | 69-133 | 3 | | 30 |

| Surrogate (Extracted Internal Standard) | MS % Recovery | MS Qualifier | MSD % Recovery | MSD Qualifier | Acceptance Criteria |
|---|---|---|---|---|---|
| 1H,1H,2H,2H-Perfluoro[1,2-13C2]Decanesulfonic Acid (M2-8:2FTS) | 122 | | 124 | | 19-175 |
| 1H,1H,2H,2H-Perfluoro[1,2-13C2]Hexanesulfonic Acid (M2-4:2FTS) | **190** | Q | **186** | Q | 14-167 |
| 1H,1H,2H,2H-Perfluoro[1,2-13C2]Octanesulfonic Acid (M2-6:2FTS) | 123 | | 120 | | 20-154 |
| N-Deuterioethylperfluoro-1-octanesulfonamidoacetic Acid (d5-NEtFOSAA) | 57 | | 60 | | 34-137 |
| N-Deuteriomethylperfluoro-1-octanesulfonamidoacetic Acid (d3-NMeFOSAA) | 49 | | 54 | | 31-134 |
| Perfluoro[1,2,3,4,5,6,7-13C7]Undecanoic Acid (M7-PFUDA) | 99 | | 104 | | 61-155 |
| Perfluoro[1,2,3,4,5,6-13C6]Decanoic Acid (M6PFDA) | 100 | | 101 | | 75-130 |
| Perfluoro[1,2,3,4,6-13C5]Hexanoic Acid (M5PFHxA) | 103 | | 103 | | 66-128 |
| Perfluoro[1,2,3,4-13C4]Heptanoic Acid (M4PFHpA) | 111 | | 111 | | 71-129 |
| Perfluoro[1,2,3-13C3]Hexanesulfonic Acid (M3PFHxS) | 98 | | 98 | | 78-139 |
| Perfluoro[1,2-13C2]Dodecanoic Acid (MPFDOA) | 77 | | 77 | | 54-150 |
| Perfluoro[1,2-13C2]Tetradecanoic Acid (M2PFTEDA) | 72 | | 74 | | 24-159 |
| Perfluoro[13C4]Butanoic Acid (MPFBA) | 95 | | 95 | | 61-135 |
| Perfluoro[13C5]Pentanoic Acid (M5PFPEA) | 104 | | 104 | | 58-150 |
| Perfluoro[13C8]Octanesulfonamide (M8FOSA) | 50 | | 18 | | 10-117 |
| Perfluoro[13C8]Octanesulfonic Acid (M8PFOS) | 102 | | 101 | | 79-136 |
| Perfluoro[13C8]Octanoic Acid (M8PFOA) | 104 | | 104 | | 75-130 |
| Perfluoro[13C9]Nonanoic Acid (M9PFNA) | 110 | | 110 | | 72-140 |
| Perfluoro[2,3,4-13C3]Butanesulfonic Acid (M3PFBS) | 103 | | 104 | | 74-139 |

# Matrix Spike Analysis
## *Batch Quality Control*

***Project Name:*** 140 N MAIN ST
***Project Number:*** 12166
***Lab Number:*** L2160484
***Report Date:*** 11/29/21

| Parameter | Native Sample | MS Added | MS Found | MS %Recovery | Qual | MSD Found | MSD %Recovery | Qual | Recovery Limits | RPD | Qual | RPD Limits |
|---|---|---|---|---|---|---|---|---|---|---|---|---|
| Perfluorinated Alkyl Acids by Isotope Dilution - Mansfield Lab Associated sample(s): 06-07 QC Batch ID: WG1570646-3 QC Sample: L2160712-01 Client ID: MS Sample | | | | | | | | | | | | |
| Perfluorobutanoic Acid (PFBA) | 6.73 | 37 | 44.1 | 101 | | - | - | | 67-148 | - | | 30 |
| Perfluoropentanoic Acid (PFPeA) | 3.52 | 37 | 40.1 | 99 | | - | - | | 63-161 | - | | 30 |
| Perfluorobutanesulfonic Acid (PFBS) | 2.37 | 32.8 | 34.7 | 98 | | - | - | | 65-157 | - | | 30 |
| 1H,1H,2H,2H-Perfluorohexanesulfonic Acid (4:2FTS) | ND | 34.6 | 36.1 | 104 | | - | - | | 37-219 | - | | 30 |
| Perfluorohexanoic Acid (PFHxA) | 2.96 | 37 | 39.1 | 98 | | - | - | | 69-168 | - | | 30 |
| Perfluoropentanesulfonic Acid (PFPeS) | ND | 34.7 | 31.8 | 92 | | - | - | | 52-156 | - | | 30 |
| Perfluoroheptanoic Acid (PFHpA) | 3.82 | 37 | 40.5 | 99 | | - | - | | 58-159 | - | | 30 |
| Perfluorohexanesulfonic Acid (PFHxS) | 2.87 | 33.8 | 38.2 | 105 | | - | - | | 69-177 | - | | 30 |
| Perfluorooctanoic Acid (PFOA) | 19.4 | 37 | 57.6 | 103 | | - | - | | 63-159 | - | | 30 |
| 1H,1H,2H,2H-Perfluorooctanesulfonic Acid (6:2FTS) | ND | 35.2 | 39.2 | 111 | | - | - | | 49-187 | - | | 30 |
| Perfluoroheptanesulfonic Acid (PFHpS) | ND | 35.2 | 30.4 | 86 | | - | - | | 61-179 | - | | 30 |
| Perfluorononanoic Acid (PFNA) | 1.01J | 37 | 41.4 | 109 | | - | - | | 68-171 | - | | 30 |
| Perfluorooctanesulfonic Acid (PFOS) | 4.46 | 34.3 | 38.0 | 98 | | - | - | | 52-151 | - | | 30 |
| Perfluorodecanoic Acid (PFDA) | ND | 37 | 38.7 | 105 | | - | - | | 63-171 | - | | 30 |
| 1H,1H,2H,2H-Perfluorodecanesulfonic Acid (8:2FTS) | ND | 35.5 | 27.5 | 78 | | - | - | | 56-173 | - | | 30 |
| Perfluorononanesulfonic Acid (PFNS) | ND | 35.5 | 30.0 | 84 | | - | - | | 48-150 | - | | 30 |
| N-Methyl Perfluorooctanesulfonamidoacetic Acid (NMeFOSAA) | ND | 37 | 40.8 | 110 | | - | - | | 60-166 | - | | 30 |
| Perfluoroundecanoic Acid (PFUnA) | ND | 37 | 36.4 | 98 | | - | - | | 60-153 | - | | 30 |
| Perfluorodecanesulfonic Acid (PFDS) | ND | 35.6 | 31.0 | 87 | | - | - | | 38-156 | - | | 30 |
| Perfluorooctanesulfonamide (FOSA) | ND | 37 | 38.7F | 105 | | - | - | | 46-170 | - | | 30 |
| N-Ethyl Perfluorooctanesulfonamidoacetic Acid (NEtFOSAA) | ND | 37 | 46.6 | 126 | | - | - | | 45-170 | - | | 30 |
| Perfluorododecanoic Acid (PFDoA) | ND | 37 | 34.3 | 93 | | - | - | | 67-153 | - | | 30 |

# Matrix Spike Analysis

***Batch Quality Control***

***Project Name:*** 140 N MAIN ST

***Project Number:*** 12166

***Lab Number:*** L2160484

***Report Date:*** 11/29/21

| Parameter | Native Sample | MS Added | MS Found | MS %Recovery | Qual | MSD Found | MSD %Recovery | Qual | Recovery Limits | RPD | Qual | RPD Limits |
|---|---|---|---|---|---|---|---|---|---|---|---|---|
| Perfluorinated Alkyl Acids by Isotope Dilution - Mansfield Lab Associated sample(s): 06-07 QC Batch ID: WG1570646-3 QC Sample: L2160712-01 Client ID: MS Sample | | | | | | | | | | | | |
| Perfluorotridecanoic Acid (PFTrDA) | ND | 37 | 42.2 | 114 | | - | - | | 48-158 | - | | 30 |
| Perfluorotetradecanoic Acid (PFTA) | ND | 37 | 36.9 | 100 | | - | - | | 59-182 | - | | 30 |

| Surrogate (Extracted Internal Standard) | MS % Recovery | MS Qualifier | MSD % Recovery | MSD Qualifier | Acceptance Criteria |
|---|---|---|---|---|---|
| 1H,1H,2H,2H-Perfluoro[1,2-13C2]Decanesulfonic Acid (M2-8:2FTS) | **216** | Q | | | 10-162 |
| 1H,1H,2H,2H-Perfluoro[1,2-13C2]Hexanesulfonic Acid (M2-4:2FTS) | **395** | Q | | | 12-142 |
| 1H,1H,2H,2H-Perfluoro[1,2-13C2]Octanesulfonic Acid (M2-6:2FTS) | **365** | Q | | | 14-147 |
| N-Deuterioethylperfluoro-1-octanesulfonamidoacetic Acid (d5-NEtFOSAA) | 38 | | | | 27-126 |
| N-Deuteriomethylperfluoro-1-octanesulfonamidoacetic Acid (d3-NMeFOSAA) | 44 | | | | 24-116 |
| Perfluoro[1,2,3,4,5,6,7-13C7]Undecanoic Acid (M7-PFUDA) | 65 | | | | 55-137 |
| Perfluoro[1,2,3,4,5,6-13C6]Decanoic Acid (M6PFDA) | 68 | | | | 62-124 |
| Perfluoro[1,2,3,4,6-13C5]Hexanoic Acid (M5PFHxA) | 59 | | | | 57-129 |
| Perfluoro[1,2,3,4-13C4]Heptanoic Acid (M4PFHpA) | 73 | | | | 60-129 |
| Perfluoro[1,2,3-13C3]Hexanesulfonic Acid (M3PFHxS) | 92 | | | | 71-134 |
| Perfluoro[1,2-13C2]Dodecanoic Acid (MPFDOA) | 56 | | | | 48-131 |
| Perfluoro[1,2-13C2]Tetradecanoic Acid (M2PFTEDA) | 52 | | | | 22-136 |
| Perfluoro[13C4]Butanoic Acid (MPFBA) | 77 | | | | 58-132 |
| Perfluoro[13C5]Pentanoic Acid (M5PFPEA) | 90 | | | | 62-163 |
| Perfluoro[13C8]Octanesulfonamide (M8FOSA) | **8** | Q | | | 10-112 |
| Perfluoro[13C8]Octanesulfonic Acid (M8PFOS) | 98 | | | | 69-131 |
| Perfluoro[13C8]Octanoic Acid (M8PFOA) | 74 | | | | 62-129 |
| Perfluoro[13C9]Nonanoic Acid (M9PFNA) | 73 | | | | 59-139 |
| Perfluoro[2,3,4-13C3]Butanesulfonic Acid (M3PFBS) | 89 | | | | 70-131 |

# Lab Duplicate Analysis
## Batch Quality Control

**Project Name:** 140 N MAIN ST
**Project Number:** 12166

**Lab Number:** L2160484
**Report Date:** 11/29/21

| Parameter | Native Sample | Duplicate Sample | Units | RPD | Qual | RPD Limits |
|---|---|---|---|---|---|---|
| Perfluorinated Alkyl Acids by Isotope Dilution - Mansfield Lab Associated sample(s): 06-07 QC Batch ID: WG1570646-4 QC Sample: L2160712-04 Client ID: DUP Sample | | | | | | |
| Perfluorobutanoic Acid (PFBA) | 2.78 | 2.98 | ng/l | 7 | | 30 |
| Perfluoropentanoic Acid (PFPeA) | 3.19 | 3.24 | ng/l | 2 | | 30 |
| Perfluorobutanesulfonic Acid (PFBS) | 1.29J | 1.27J | ng/l | NC | | 30 |
| 1H,1H,2H,2H-Perfluorohexanesulfonic Acid (4:2FTS) | ND | ND | ng/l | NC | | 30 |
| Perfluorohexanoic Acid (PFHxA) | 2.07 | 1.91 | ng/l | 8 | | 30 |
| Perfluoropentanesulfonic Acid (PFPeS) | ND | ND | ng/l | NC | | 30 |
| Perfluoroheptanoic Acid (PFHpA) | 1.06J | 1.16J | ng/l | NC | | 30 |
| Perfluorohexanesulfonic Acid (PFHxS) | 1.16J | 1.15J | ng/l | NC | | 30 |
| Perfluorooctanoic Acid (PFOA) | 2.76F | 2.25F | ng/l | 20 | | 30 |
| 1H,1H,2H,2H-Perfluorooctanesulfonic Acid (6:2FTS) | ND | ND | ng/l | NC | | 30 |
| Perfluoroheptanesulfonic Acid (PFHpS) | ND | ND | ng/l | NC | | 30 |
| Perfluorononanoic Acid (PFNA) | ND | ND | ng/l | NC | | 30 |
| Perfluorooctanesulfonic Acid (PFOS) | ND | ND | ng/l | NC | | 30 |
| Perfluorodecanoic Acid (PFDA) | ND | ND | ng/l | NC | | 30 |
| 1H,1H,2H,2H-Perfluorodecanesulfonic Acid (8:2FTS) | ND | ND | ng/l | NC | | 30 |
| Perfluorononanesulfonic Acid (PFNS) | ND | ND | ng/l | NC | | 30 |
| N-Methyl Perfluorooctanesulfonamidoacetic Acid (NMeFOSAA) | ND | ND | ng/l | NC | | 30 |
| Perfluoroundecanoic Acid (PFUnA) | ND | ND | ng/l | NC | | 30 |
| Perfluorodecanesulfonic Acid (PFDS) | ND | ND | ng/l | NC | | 30 |
| Perfluorooctanesulfonamide (FOSA) | ND | ND | ng/l | NC | | 30 |

# Lab Duplicate Analysis
## Batch Quality Control

**Project Name:** 140 N MAIN ST
**Project Number:** 12166

**Lab Number:** L2160484
**Report Date:** 11/29/21

| Parameter | Native Sample | Duplicate Sample | Units | RPD | Qual | RPD Limits |
|---|---|---|---|---|---|---|
| Perfluorinated Alkyl Acids by Isotope Dilution - Mansfield Lab Associated sample(s): 06-07 QC Batch ID: WG1570646-4 QC Sample: L2160712-04 Client ID: DUP Sample | | | | | | |
| N-Ethyl Perfluorooctanesulfonamidoacetic Acid (NEtFOSAA) | ND | ND | ng/l | NC | | 30 |
| Perfluorododecanoic Acid (PFDoA) | ND | ND | ng/l | NC | | 30 |
| Perfluorotridecanoic Acid (PFTrDA) | ND | ND | ng/l | NC | | 30 |
| Perfluorotetradecanoic Acid (PFTA) | ND | ND | ng/l | NC | | 30 |

| Surrogate (Extracted Internal Standard) | %Recovery | Qualifier | %Recovery | Qualifier | Acceptance Criteria |
|---|---|---|---|---|---|
| Perfluoro[13C4]Butanoic Acid (MPFBA) | 87 | | 94 | | 58-132 |
| Perfluoro[13C5]Pentanoic Acid (M5PFPEA) | 130 | | 148 | | 62-163 |
| Perfluoro[2,3,4-13C3]Butanesulfonic Acid (M3PFBS) | 95 | | 98 | | 70-131 |
| 1H,1H,2H,2H-Perfluoro[1,2-13C2]Hexanesulfonic Acid (M2-4:2FTS) | **181** | Q | **186** | Q | 12-142 |
| Perfluoro[1,2,3,4,6-13C5]Hexanoic Acid (M5PFHxA) | 93 | | 93 | | 57-129 |
| Perfluoro[1,2,3,4-13C4]Heptanoic Acid (M4PFHpA) | 95 | | 96 | | 60-129 |
| Perfluoro[1,2,3-13C3]Hexanesulfonic Acid (M3PFHxS) | 94 | | 98 | | 71-134 |
| Perfluoro[13C8]Octanoic Acid (M8PFOA) | 88 | | 95 | | 62-129 |
| 1H,1H,2H,2H-Perfluoro[1,2-13C2]Octanesulfonic Acid (M2-6:2FTS) | 106 | | 120 | | 14-147 |
| Perfluoro[13C9]Nonanoic Acid (M9PFNA) | 88 | | 92 | | 59-139 |
| Perfluoro[13C8]Octanesulfonic Acid (M8PFOS) | 92 | | 103 | | 69-131 |
| Perfluoro[1,2,3,4,5,6-13C6]Decanoic Acid (M6PFDA) | 74 | | 83 | | 62-124 |
| 1H,1H,2H,2H-Perfluoro[1,2-13C2]Decanesulfonic Acid (M2-8:2FTS) | 112 | | 133 | | 10-162 |
| N-Deuteriomethylperfluoro-1-octanesulfonamidoacetic Acid (d3-NMeFOSAA) | 52 | | 61 | | 24-116 |
| Perfluoro[1,2,3,4,5,6,7-13C7]Undecanoic Acid (M7-PFUDA) | 73 | | 78 | | 55-137 |
| Perfluoro[13C8]Octanesulfonamide (M8FOSA) | 12 | | 13 | | 10-112 |
| N-Deuterioethylperfluoro-1-octanesulfonamidoacetic Acid (d5-NEtFOSAA) | 63 | | 52 | | 27-126 |
| Perfluoro[1,2-13C2]Dodecanoic Acid (MPFDOA) | 59 | | 67 | | 48-131 |

# Lab Duplicate Analysis
## Batch Quality Control

**Project Name:** 140 N MAIN ST
**Project Number:** 12166

**Lab Number:** L2160484
**Report Date:** 11/29/21

| Parameter | Native Sample | Duplicate Sample | Units | RPD | Qual | RPD Limits |
|---|---|---|---|---|---|---|

Perfluorinated Alkyl Acids by Isotope Dilution - Mansfield Lab Associated sample(s): 06-07 QC Batch ID: WG1570646-4 QC Sample: L2160712-04 Client ID: DUP Sample

| Surrogate (Extracted Internal Standard) | %Recovery | Qualifier | %Recovery | Qualifier | Acceptance Criteria |
|---|---|---|---|---|---|
| Perfluoro[1,2-13C2]Tetradecanoic Acid (M2PFTEDA) | 58 | | 65 | | 22-136 |

# PCBS

**Project Name:** 140 N MAIN ST
**Project Number:** 12166
**Lab Number:** L2160484
**Report Date:** 11/29/21

## SAMPLE RESULTS

Lab ID: L2160484-01
Client ID: SB-1 (12-12.5')
Sample Location: PORT CHESTER, NY

Date Collected: 11/03/21 10:20
Date Received: 11/03/21
Field Prep: Not Specified

Sample Depth:
Matrix: Soil
Analytical Method: 1,8082A
Analytical Date: 11/09/21 16:21
Analyst: JM
Percent Solids: 82%

Extraction Method: EPA 3546
Extraction Date: 11/08/21 20:56
Cleanup Method: EPA 3665A
Cleanup Date: 11/09/21
Cleanup Method: EPA 3660B
Cleanup Date: 11/09/21

| Parameter | Result | Qualifier | Units | RL | MDL | Dilution Factor | Column |
|---|---|---|---|---|---|---|---|
| Polychlorinated Biphenyls by GC - Westborough Lab | | | | | | | |
| Aroclor 1016 | ND | | ug/kg | 39.8 | 3.54 | 1 | A |
| Aroclor 1221 | ND | | ug/kg | 39.8 | 3.99 | 1 | A |
| Aroclor 1232 | ND | | ug/kg | 39.8 | 8.44 | 1 | A |
| Aroclor 1242 | ND | | ug/kg | 39.8 | 5.37 | 1 | A |
| Aroclor 1248 | ND | | ug/kg | 39.8 | 5.97 | 1 | A |
| Aroclor 1254 | ND | | ug/kg | 39.8 | 4.36 | 1 | A |
| Aroclor 1260 | ND | | ug/kg | 39.8 | 7.36 | 1 | A |
| Aroclor 1262 | ND | | ug/kg | 39.8 | 5.06 | 1 | A |
| Aroclor 1268 | ND | | ug/kg | 39.8 | 4.12 | 1 | A |
| PCBs, Total | ND | | ug/kg | 39.8 | 3.54 | 1 | A |

| Surrogate | % Recovery | Qualifier | Acceptance Criteria | Column |
|---|---|---|---|---|
| 2,4,5,6-Tetrachloro-m-xylene | 77 | | 30-150 | A |
| Decachlorobiphenyl | 74 | | 30-150 | A |
| 2,4,5,6-Tetrachloro-m-xylene | 73 | | 30-150 | B |
| Decachlorobiphenyl | 66 | | 30-150 | B |

**Project Name:** 140 N MAIN ST
**Project Number:** 12166
**Lab Number:** L2160484
**Report Date:** 11/29/21

## SAMPLE RESULTS

Lab ID: L2160484-02
Client ID: SB-2 (7.5-8')
Sample Location: PORT CHESTER, NY

Date Collected: 11/03/21 11:10
Date Received: 11/03/21
Field Prep: Not Specified

Sample Depth:
Matrix: Soil
Analytical Method: 1,8082A
Analytical Date: 11/09/21 15:17
Analyst: JM
Percent Solids: 94%

Extraction Method: EPA 3546
Extraction Date: 11/08/21 20:56
Cleanup Method: EPA 3665A
Cleanup Date: 11/09/21
Cleanup Method: EPA 3660B
Cleanup Date: 11/09/21

| Parameter | Result | Qualifier | Units | RL | MDL | Dilution Factor | Column |
|---|---|---|---|---|---|---|---|
| Polychlorinated Biphenyls by GC - Westborough Lab | | | | | | | |
| Aroclor 1016 | ND | | ug/kg | 34.6 | 3.07 | 1 | A |
| Aroclor 1221 | ND | | ug/kg | 34.6 | 3.47 | 1 | A |
| Aroclor 1232 | ND | | ug/kg | 34.6 | 7.34 | 1 | A |
| Aroclor 1242 | ND | | ug/kg | 34.6 | 4.67 | 1 | A |
| Aroclor 1248 | ND | | ug/kg | 34.6 | 5.19 | 1 | A |
| Aroclor 1254 | ND | | ug/kg | 34.6 | 3.79 | 1 | A |
| Aroclor 1260 | ND | | ug/kg | 34.6 | 6.40 | 1 | A |
| Aroclor 1262 | ND | | ug/kg | 34.6 | 4.40 | 1 | A |
| Aroclor 1268 | ND | | ug/kg | 34.6 | 3.59 | 1 | A |
| PCBs, Total | ND | | ug/kg | 34.6 | 3.07 | 1 | A |

| Surrogate | % Recovery | Qualifier | Acceptance Criteria | Column |
|---|---|---|---|---|
| 2,4,5,6-Tetrachloro-m-xylene | 82 | | 30-150 | A |
| Decachlorobiphenyl | 87 | | 30-150 | A |
| 2,4,5,6-Tetrachloro-m-xylene | 80 | | 30-150 | B |
| Decachlorobiphenyl | 77 | | 30-150 | B |

**Project Name:** 140 N MAIN ST
**Project Number:** 12166
**Lab Number:** L2160484
**Report Date:** 11/29/21

## SAMPLE RESULTS

Lab ID: L2160484-03
Client ID: SB-3 (7.5-8')
Sample Location: PORT CHESTER, NY

Sample Depth:
Matrix: Soil
Analytical Method: 1,8082A
Analytical Date: 11/09/21 15:25
Analyst: JM
Percent Solids: 82%

Date Collected: 11/03/21 11:40
Date Received: 11/03/21
Field Prep: Not Specified

Extraction Method: EPA 3546
Extraction Date: 11/08/21 20:56
Cleanup Method: EPA 3665A
Cleanup Date: 11/09/21
Cleanup Method: EPA 3660B
Cleanup Date: 11/09/21

| Parameter | Result | Qualifier | Units | RL | MDL | Dilution Factor | Column |
|---|---|---|---|---|---|---|---|
| Polychlorinated Biphenyls by GC - Westborough Lab | | | | | | | |
| Aroclor 1016 | ND | | ug/kg | 38.8 | 3.45 | 1 | A |
| Aroclor 1221 | ND | | ug/kg | 38.8 | 3.89 | 1 | A |
| Aroclor 1232 | ND | | ug/kg | 38.8 | 8.23 | 1 | A |
| Aroclor 1242 | ND | | ug/kg | 38.8 | 5.23 | 1 | A |
| Aroclor 1248 | ND | | ug/kg | 38.8 | 5.82 | 1 | A |
| Aroclor 1254 | ND | | ug/kg | 38.8 | 4.25 | 1 | A |
| Aroclor 1260 | ND | | ug/kg | 38.8 | 7.18 | 1 | A |
| Aroclor 1262 | ND | | ug/kg | 38.8 | 4.93 | 1 | A |
| Aroclor 1268 | ND | | ug/kg | 38.8 | 4.02 | 1 | A |
| PCBs, Total | ND | | ug/kg | 38.8 | 3.45 | 1 | A |

| Surrogate | % Recovery | Qualifier | Acceptance Criteria | Column |
|---|---|---|---|---|
| 2,4,5,6-Tetrachloro-m-xylene | 73 | | 30-150 | A |
| Decachlorobiphenyl | 80 | | 30-150 | A |
| 2,4,5,6-Tetrachloro-m-xylene | 73 | | 30-150 | B |
| Decachlorobiphenyl | 70 | | 30-150 | B |

**Project Name:** 140 N MAIN ST
**Project Number:** 12166
**Lab Number:** L2160484
**Report Date:** 11/29/21

## SAMPLE RESULTS

Lab ID: L2160484-04
Client ID: SB-4 (6.5-7')
Sample Location: PORT CHESTER, NY

Date Collected: 11/03/21 12:50
Date Received: 11/03/21
Field Prep: Not Specified

Sample Depth:
Matrix: Soil
Analytical Method: 1,8082A
Analytical Date: 11/09/21 15:33
Analyst: JM
Percent Solids: 82%

Extraction Method: EPA 3546
Extraction Date: 11/08/21 20:56
Cleanup Method: EPA 3665A
Cleanup Date: 11/09/21
Cleanup Method: EPA 3660B
Cleanup Date: 11/09/21

| Parameter | Result | Qualifier | Units | RL | MDL | Dilution Factor | Column |
|---|---|---|---|---|---|---|---|
| Polychlorinated Biphenyls by GC - Westborough Lab | | | | | | | |
| Aroclor 1016 | ND | | ug/kg | 38.9 | 3.45 | 1 | B |
| Aroclor 1221 | ND | | ug/kg | 38.9 | 3.90 | 1 | B |
| Aroclor 1232 | ND | | ug/kg | 38.9 | 8.24 | 1 | B |
| Aroclor 1242 | ND | | ug/kg | 38.9 | 5.24 | 1 | B |
| Aroclor 1248 | ND | | ug/kg | 38.9 | 5.83 | 1 | B |
| Aroclor 1254 | ND | | ug/kg | 38.9 | 4.25 | 1 | B |
| Aroclor 1260 | ND | | ug/kg | 38.9 | 7.18 | 1 | B |
| Aroclor 1262 | ND | | ug/kg | 38.9 | 4.94 | 1 | B |
| Aroclor 1268 | ND | | ug/kg | 38.9 | 4.03 | 1 | B |
| PCBs, Total | ND | | ug/kg | 38.9 | 3.45 | 1 | B |

| Surrogate | % Recovery | Qualifier | Acceptance Criteria | Column |
|---|---|---|---|---|
| 2,4,5,6-Tetrachloro-m-xylene | 34 | | 30-150 | A |
| Decachlorobiphenyl | 37 | | 30-150 | A |
| 2,4,5,6-Tetrachloro-m-xylene | 73 | | 30-150 | B |
| Decachlorobiphenyl | 69 | | 30-150 | B |

**Project Name:** 140 N MAIN ST
**Project Number:** 12166
**Lab Number:** L2160484
**Report Date:** 11/29/21

## SAMPLE RESULTS

Lab ID: L2160484-05
Client ID: SB-5 (8.5-9')
Sample Location: PORT CHESTER, NY

Date Collected: 11/03/21 13:20
Date Received: 11/03/21
Field Prep: Not Specified

Sample Depth:
Matrix: Soil
Analytical Method: 1,8082A
Analytical Date: 11/09/21 15:41
Analyst: JM
Percent Solids: 82%

Extraction Method: EPA 3546
Extraction Date: 11/08/21 20:56
Cleanup Method: EPA 3665A
Cleanup Date: 11/09/21
Cleanup Method: EPA 3660B
Cleanup Date: 11/09/21

| Parameter | Result | Qualifier | Units | RL | MDL | Dilution Factor | Column |
|---|---|---|---|---|---|---|---|
| Polychlorinated Biphenyls by GC - Westborough Lab | | | | | | | |
| Aroclor 1016 | ND | | ug/kg | 38.2 | 3.40 | 1 | A |
| Aroclor 1221 | ND | | ug/kg | 38.2 | 3.83 | 1 | A |
| Aroclor 1232 | ND | | ug/kg | 38.2 | 8.11 | 1 | A |
| Aroclor 1242 | ND | | ug/kg | 38.2 | 5.16 | 1 | A |
| Aroclor 1248 | ND | | ug/kg | 38.2 | 5.74 | 1 | A |
| Aroclor 1254 | ND | | ug/kg | 38.2 | 4.18 | 1 | A |
| Aroclor 1260 | ND | | ug/kg | 38.2 | 7.07 | 1 | A |
| Aroclor 1262 | ND | | ug/kg | 38.2 | 4.86 | 1 | A |
| Aroclor 1268 | ND | | ug/kg | 38.2 | 3.96 | 1 | A |
| PCBs, Total | ND | | ug/kg | 38.2 | 3.40 | 1 | A |

| Surrogate | % Recovery | Qualifier | Acceptance Criteria | Column |
|---|---|---|---|---|
| 2,4,5,6-Tetrachloro-m-xylene | 70 | | 30-150 | A |
| Decachlorobiphenyl | 76 | | 30-150 | A |
| 2,4,5,6-Tetrachloro-m-xylene | 70 | | 30-150 | B |
| Decachlorobiphenyl | 66 | | 30-150 | B |

**Project Name:** 140 N MAIN ST
**Project Number:** 12166
**Lab Number:** L2160484
**Report Date:** 11/29/21

## SAMPLE RESULTS

Lab ID: L2160484-06
Client ID: TW-1
Sample Location: PORT CHESTER, NY

Sample Depth:
Matrix: Water
Analytical Method: 1,8082A
Analytical Date: 11/09/21 22:18
Analyst: AWS

Date Collected: 11/03/21 12:20
Date Received: 11/03/21
Field Prep: Not Specified

Extraction Method: EPA 3510C
Extraction Date: 11/09/21 14:56
Cleanup Method: EPA 3665A
Cleanup Date: 11/09/21
Cleanup Method: EPA 3660B
Cleanup Date: 11/09/21

| Parameter | Result | Qualifier | Units | RL | MDL | Dilution Factor | Column |
|---|---|---|---|---|---|---|---|
| Polychlorinated Biphenyls by GC - Westborough Lab | | | | | | | |
| Aroclor 1016 | ND | | ug/l | 0.088 | 0.075 | 1 | A |
| Aroclor 1221 | ND | | ug/l | 0.088 | 0.075 | 1 | A |
| Aroclor 1232 | ND | | ug/l | 0.088 | 0.075 | 1 | A |
| Aroclor 1242 | ND | | ug/l | 0.088 | 0.075 | 1 | A |
| Aroclor 1248 | ND | | ug/l | 0.088 | 0.075 | 1 | A |
| Aroclor 1254 | 0.077 | J | ug/l | 0.088 | 0.075 | 1 | B |
| Aroclor 1260 | ND | | ug/l | 0.088 | 0.075 | 1 | A |
| Aroclor 1262 | ND | | ug/l | 0.088 | 0.075 | 1 | A |
| Aroclor 1268 | ND | | ug/l | 0.088 | 0.075 | 1 | A |
| PCBs, Total | 0.077 | J | ug/l | 0.088 | 0.075 | 1 | B |

| Surrogate | % Recovery | Qualifier | Acceptance Criteria | Column |
|---|---|---|---|---|
| 2,4,5,6-Tetrachloro-m-xylene | 58 | | 30-150 | A |
| Decachlorobiphenyl | 51 | | 30-150 | A |
| 2,4,5,6-Tetrachloro-m-xylene | 65 | | 30-150 | B |
| Decachlorobiphenyl | 60 | | 30-150 | B |

**Project Name:** 140 N MAIN ST
**Project Number:** 12166
**Lab Number:** L2160484
**Report Date:** 11/29/21

## SAMPLE RESULTS

Lab ID: L2160484-07
Client ID: TW-3
Sample Location: PORT CHESTER, NY

Sample Depth:
Matrix: Water
Analytical Method: 1,8082A
Analytical Date: 11/09/21 01:52
Analyst: AWS

Date Collected: 11/03/21 14:00
Date Received: 11/03/21
Field Prep: Not Specified

Extraction Method: EPA 3510C
Extraction Date: 11/08/21 16:18
Cleanup Method: EPA 3665A
Cleanup Date: 11/08/21
Cleanup Method: EPA 3660B
Cleanup Date: 11/08/21

| Parameter | Result | Qualifier | Units | RL | MDL | Dilution Factor | Column |
|---|---|---|---|---|---|---|---|
| Polychlorinated Biphenyls by GC - Westborough Lab | | | | | | | |
| Aroclor 1016 | ND | | ug/l | 0.086 | 0.074 | 1 | A |
| Aroclor 1221 | ND | | ug/l | 0.086 | 0.074 | 1 | A |
| Aroclor 1232 | ND | | ug/l | 0.086 | 0.074 | 1 | A |
| Aroclor 1242 | ND | | ug/l | 0.086 | 0.074 | 1 | A |
| Aroclor 1248 | ND | | ug/l | 0.086 | 0.074 | 1 | A |
| Aroclor 1254 | ND | | ug/l | 0.086 | 0.074 | 1 | A |
| Aroclor 1260 | ND | | ug/l | 0.086 | 0.074 | 1 | A |
| Aroclor 1262 | ND | | ug/l | 0.086 | 0.074 | 1 | A |
| Aroclor 1268 | ND | | ug/l | 0.086 | 0.074 | 1 | B |
| PCBs, Total | ND | | ug/l | 0.086 | 0.074 | 1 | B |

| Surrogate | % Recovery | Qualifier | Acceptance Criteria | Column |
|---|---|---|---|---|
| 2,4,5,6-Tetrachloro-m-xylene | 74 | | 30-150 | A |
| Decachlorobiphenyl | 61 | | 30-150 | A |
| 2,4,5,6-Tetrachloro-m-xylene | 72 | | 30-150 | B |
| Decachlorobiphenyl | 55 | | 30-150 | B |

**Project Name:** 140 N MAIN ST
**Project Number:** 12166

**Lab Number:** L2160484
**Report Date:** 11/29/21

# Method Blank Analysis
## Batch Quality Control

Analytical Method: 1,8082A
Analytical Date: 11/09/21 01:15
Analyst: AWS

Extraction Method: EPA 3510C
Extraction Date: 11/08/21 16:18
Cleanup Method: EPA 3665A
Cleanup Date: 11/08/21
Cleanup Method: EPA 3660B
Cleanup Date: 11/08/21

| Parameter | Result | Qualifier | Units | RL | MDL | Column |
|---|---|---|---|---|---|---|
| Polychlorinated Biphenyls by GC - Westborough Lab for sample(s): 07 Batch: WG1568554-1 | | | | | | |
| Aroclor 1016 | ND | | ug/l | 0.071 | 0.061 | A |
| Aroclor 1221 | ND | | ug/l | 0.071 | 0.061 | A |
| Aroclor 1232 | ND | | ug/l | 0.071 | 0.061 | A |
| Aroclor 1242 | ND | | ug/l | 0.071 | 0.061 | A |
| Aroclor 1248 | ND | | ug/l | 0.071 | 0.061 | A |
| Aroclor 1254 | ND | | ug/l | 0.071 | 0.061 | A |
| Aroclor 1260 | ND | | ug/l | 0.071 | 0.061 | A |
| Aroclor 1262 | ND | | ug/l | 0.071 | 0.061 | A |
| Aroclor 1268 | ND | | ug/l | 0.071 | 0.061 | A |
| PCBs, Total | ND | | ug/l | 0.071 | 0.061 | A |

| Surrogate | %Recovery | Qualifier | Acceptance Criteria | Column |
|---|---|---|---|---|
| 2,4,5,6-Tetrachloro-m-xylene | 69 | | 30-150 | A |
| Decachlorobiphenyl | 81 | | 30-150 | A |
| 2,4,5,6-Tetrachloro-m-xylene | 68 | | 30-150 | B |
| Decachlorobiphenyl | 76 | | 30-150 | B |

**Project Name:** 140 N MAIN ST
**Project Number:** 12166

**Lab Number:** L2160484
**Report Date:** 11/29/21

# Method Blank Analysis
## Batch Quality Control

Analytical Method: 1,8082A
Analytical Date: 11/09/21 14:53
Analyst: JM

Extraction Method: EPA 3546
Extraction Date: 11/08/21 20:56
Cleanup Method: EPA 3665A
Cleanup Date: 11/09/21
Cleanup Method: EPA 3660B
Cleanup Date: 11/09/21

| Parameter | Result | Qualifier | Units | RL | MDL | Column |
|---|---|---|---|---|---|---|
| Polychlorinated Biphenyls by GC - Westborough Lab for sample(s): 01-05 Batch: WG1568711-1 | | | | | | |
| Aroclor 1016 | ND | | ug/kg | 32.3 | 2.87 | A |
| Aroclor 1221 | ND | | ug/kg | 32.3 | 3.24 | A |
| Aroclor 1232 | ND | | ug/kg | 32.3 | 6.86 | A |
| Aroclor 1242 | ND | | ug/kg | 32.3 | 4.36 | A |
| Aroclor 1248 | ND | | ug/kg | 32.3 | 4.85 | A |
| Aroclor 1254 | ND | | ug/kg | 32.3 | 3.54 | A |
| Aroclor 1260 | ND | | ug/kg | 32.3 | 5.98 | A |
| Aroclor 1262 | ND | | ug/kg | 32.3 | 4.11 | A |
| Aroclor 1268 | ND | | ug/kg | 32.3 | 3.35 | A |
| PCBs, Total | ND | | ug/kg | 32.3 | 2.87 | A |

| Surrogate | %Recovery | Qualifier | Acceptance Criteria | Column |
|---|---|---|---|---|
| 2,4,5,6-Tetrachloro-m-xylene | 77 | | 30-150 | A |
| Decachlorobiphenyl | 82 | | 30-150 | A |
| 2,4,5,6-Tetrachloro-m-xylene | 74 | | 30-150 | B |
| Decachlorobiphenyl | 71 | | 30-150 | B |

**Project Name:** 140 N MAIN ST
**Project Number:** 12166

**Lab Number:** L2160484
**Report Date:** 11/29/21

# Method Blank Analysis
## Batch Quality Control

Analytical Method: 1,8082A
Analytical Date: 11/09/21 21:50
Analyst: AWS

Extraction Method: EPA 3510C
Extraction Date: 11/09/21 14:56
Cleanup Method: EPA 3665A
Cleanup Date: 11/09/21
Cleanup Method: EPA 3660B
Cleanup Date: 11/09/21

| Parameter | Result | Qualifier | Units | RL | MDL | Column |
|---|---|---|---|---|---|---|
| Polychlorinated Biphenyls by GC - Westborough Lab for sample(s): 06 Batch: WG1569133-1 | | | | | | |
| Aroclor 1016 | ND | | ug/l | 0.071 | 0.061 | A |
| Aroclor 1221 | ND | | ug/l | 0.071 | 0.061 | A |
| Aroclor 1232 | ND | | ug/l | 0.071 | 0.061 | A |
| Aroclor 1242 | ND | | ug/l | 0.071 | 0.061 | A |
| Aroclor 1248 | ND | | ug/l | 0.071 | 0.061 | A |
| Aroclor 1254 | ND | | ug/l | 0.071 | 0.061 | A |
| Aroclor 1260 | ND | | ug/l | 0.071 | 0.061 | A |
| Aroclor 1262 | ND | | ug/l | 0.071 | 0.061 | A |
| Aroclor 1268 | ND | | ug/l | 0.071 | 0.061 | B |
| PCBs, Total | ND | | ug/l | 0.071 | 0.061 | B |

| Surrogate | %Recovery | Qualifier | Acceptance Criteria | Column |
|---|---|---|---|---|
| 2,4,5,6-Tetrachloro-m-xylene | 79 | | 30-150 | A |
| Decachlorobiphenyl | 99 | | 30-150 | A |
| 2,4,5,6-Tetrachloro-m-xylene | 81 | | 30-150 | B |
| Decachlorobiphenyl | 92 | | 30-150 | B |

# Lab Control Sample Analysis

## Batch Quality Control

**Project Name:** 140 N MAIN ST

**Project Number:** 12166

**Lab Number:** L2160484

**Report Date:** 11/29/21

| Parameter | LCS %Recovery | Qual | LCSD %Recovery | Qual | %Recovery Limits | RPD | Qual | RPD Limits | Column |
|---|---|---|---|---|---|---|---|---|---|
| Polychlorinated Biphenyls by GC - Westborough Lab Associated sample(s): 07 Batch: WG1568554-2 WG1568554-3 | | | | | | | | | |
| Aroclor 1016 | 75 | | 79 | | 40-140 | 6 | | 50 | A |
| Aroclor 1260 | 76 | | 81 | | 40-140 | 6 | | 50 | A |

| Surrogate | LCS %Recovery | Qual | LCSD %Recovery | Qual | Acceptance Criteria | Column |
|---|---|---|---|---|---|---|
| 2,4,5,6-Tetrachloro-m-xylene | 70 | | 73 | | 30-150 | A |
| Decachlorobiphenyl | 81 | | 86 | | 30-150 | A |
| 2,4,5,6-Tetrachloro-m-xylene | 68 | | 72 | | 30-150 | B |
| Decachlorobiphenyl | 76 | | 82 | | 30-150 | B |

# Lab Control Sample Analysis
## Batch Quality Control

**Project Name:** 140 N MAIN ST
**Project Number:** 12166
**Lab Number:** L2160484
**Report Date:** 11/29/21

| Parameter | LCS %Recovery | Qual | LCSD %Recovery | Qual | %Recovery Limits | RPD | Qual | RPD Limits | Column |
|---|---|---|---|---|---|---|---|---|---|
| Polychlorinated Biphenyls by GC - Westborough Lab Associated sample(s): 01-05 Batch: WG1568711-2 WG1568711-3 | | | | | | | | | |
| Aroclor 1016 | 88 | | 85 | | 40-140 | 3 | | 50 | A |
| Aroclor 1260 | 92 | | 88 | | 40-140 | 4 | | 50 | A |

| Surrogate | LCS %Recovery | Qual | LCSD %Recovery | Qual | Acceptance Criteria | Column |
|---|---|---|---|---|---|---|
| 2,4,5,6-Tetrachloro-m-xylene | 79 | | 76 | | 30-150 | A |
| Decachlorobiphenyl | 83 | | 80 | | 30-150 | A |
| 2,4,5,6-Tetrachloro-m-xylene | 78 | | 74 | | 30-150 | B |
| Decachlorobiphenyl | 74 | | 70 | | 30-150 | B |

# Lab Control Sample Analysis
## Batch Quality Control

**Project Name:** 140 N MAIN ST
**Project Number:** 12166
**Lab Number:** L2160484
**Report Date:** 11/29/21

| Parameter | LCS %Recovery | Qual | LCSD %Recovery | Qual | %Recovery Limits | RPD | Qual | RPD Limits | Column |
|---|---|---|---|---|---|---|---|---|---|
| Polychlorinated Biphenyls by GC - Westborough Lab Associated sample(s): 06 Batch: WG1569133-2 WG1569133-3 | | | | | | | | | |
| Aroclor 1016 | 85 | | 89 | | 40-140 | 4 | | 50 | A |
| Aroclor 1260 | 87 | | 97 | | 40-140 | 12 | | 50 | A |

| Surrogate | LCS %Recovery | Qual | LCSD %Recovery | Qual | Acceptance Criteria | Column |
|---|---|---|---|---|---|---|
| 2,4,5,6-Tetrachloro-m-xylene | 79 | | 84 | | 30-150 | A |
| Decachlorobiphenyl | 90 | | 100 | | 30-150 | A |
| 2,4,5,6-Tetrachloro-m-xylene | 76 | | 81 | | 30-150 | B |
| Decachlorobiphenyl | 84 | | 91 | | 30-150 | B |

# PESTICIDES

**Project Name:** 140 N MAIN ST
**Project Number:** 12166
**Lab Number:** L2160484
**Report Date:** 11/29/21

## SAMPLE RESULTS

Lab ID: L2160484-01
Client ID: SB-1 (12-12.5')
Sample Location: PORT CHESTER, NY

Date Collected: 11/03/21 10:20
Date Received: 11/03/21
Field Prep: Not Specified

Sample Depth:
Matrix: Soil
Analytical Method: 1,8081B
Analytical Date: 11/10/21 09:52
Analyst: SDC
Percent Solids: 82%

Extraction Method: EPA 3546
Extraction Date: 11/08/21 19:59
Cleanup Method: EPA 3620B
Cleanup Date: 11/09/21

| Parameter | Result | Qualifier | Units | RL | MDL | Dilution Factor | Column |
|---|---|---|---|---|---|---|---|
| Organochlorine Pesticides by GC - Westborough Lab | | | | | | | |
| Delta-BHC | ND | | ug/kg | 1.91 | 0.374 | 1 | B |
| Lindane | ND | | ug/kg | 0.796 | 0.356 | 1 | B |
| Alpha-BHC | ND | | ug/kg | 0.796 | 0.226 | 1 | B |
| Beta-BHC | ND | | ug/kg | 1.91 | 0.724 | 1 | B |
| Heptachlor | ND | | ug/kg | 0.955 | 0.428 | 1 | B |
| Aldrin | ND | | ug/kg | 1.91 | 0.673 | 1 | B |
| Heptachlor epoxide | ND | | ug/kg | 3.58 | 1.07 | 1 | B |
| Endrin | ND | | ug/kg | 0.796 | 0.326 | 1 | B |
| Endrin aldehyde | ND | | ug/kg | 2.39 | 0.836 | 1 | B |
| Endrin ketone | ND | | ug/kg | 1.91 | 0.492 | 1 | B |
| Dieldrin | ND | | ug/kg | 1.19 | 0.597 | 1 | B |
| 4,4'-DDE | ND | | ug/kg | 1.91 | 0.442 | 1 | B |
| 4,4'-DDD | ND | | ug/kg | 1.91 | 0.682 | 1 | B |
| 4,4'-DDT | ND | | ug/kg | 3.58 | 1.54 | 1 | B |
| Endosulfan I | ND | | ug/kg | 1.91 | 0.451 | 1 | B |
| Endosulfan II | ND | | ug/kg | 1.91 | 0.638 | 1 | B |
| Endosulfan sulfate | ND | | ug/kg | 0.796 | 0.379 | 1 | B |
| Methoxychlor | ND | | ug/kg | 3.58 | 1.11 | 1 | B |
| Toxaphene | ND | | ug/kg | 35.8 | 10.0 | 1 | B |
| cis-Chlordane | ND | | ug/kg | 2.39 | 0.666 | 1 | B |
| trans-Chlordane | ND | | ug/kg | 2.39 | 0.631 | 1 | B |
| Chlordane | ND | | ug/kg | 15.9 | 6.33 | 1 | B |

**Project Name:** 140 N MAIN ST **Lab Number:** L2160484

**Project Number:** 12166 **Report Date:** 11/29/21

## SAMPLE RESULTS

Lab ID: L2160484-01 Date Collected: 11/03/21 10:20

Client ID: SB-1 (12-12.5') Date Received: 11/03/21

Sample Location: PORT CHESTER, NY Field Prep: Not Specified

Sample Depth:

| Parameter | Result | Qualifier | Units | RL | MDL | Dilution Factor | Column |
|---|---|---|---|---|---|---|---|
| Organochlorine Pesticides by GC - Westborough Lab | | | | | | | |

| Surrogate | % Recovery | Qualifier | Acceptance Criteria | Column |
|---|---|---|---|---|
| 2,4,5,6-Tetrachloro-m-xylene | **20** | Q | 30-150 | A |
| Decachlorobiphenyl | **7** | Q | 30-150 | A |
| 2,4,5,6-Tetrachloro-m-xylene | 84 | | 30-150 | B |
| Decachlorobiphenyl | 108 | | 30-150 | B |

**Project Name:** 140 N MAIN ST
**Project Number:** 12166
**Lab Number:** L2160484
**Report Date:** 11/29/21

## SAMPLE RESULTS

Lab ID: L2160484-02
Client ID: SB-2 (7.5-8')
Sample Location: PORT CHESTER, NY

Date Collected: 11/03/21 11:10
Date Received: 11/03/21
Field Prep: Not Specified

Sample Depth:
Matrix: Soil
Analytical Method: 1,8081B
Analytical Date: 11/10/21 10:04
Analyst: SDC
Percent Solids: 94%

Extraction Method: EPA 3546
Extraction Date: 11/08/21 19:59
Cleanup Method: EPA 3620B
Cleanup Date: 11/09/21

| Parameter | Result | Qualifier | Units | RL | MDL | Dilution Factor | Column |
|---|---|---|---|---|---|---|---|
| Organochlorine Pesticides by GC - Westborough Lab | | | | | | | |
| Delta-BHC | ND | | ug/kg | 1.69 | 0.331 | 1 | A |
| Lindane | ND | | ug/kg | 0.705 | 0.315 | 1 | A |
| Alpha-BHC | ND | | ug/kg | 0.705 | 0.200 | 1 | A |
| Beta-BHC | ND | | ug/kg | 1.69 | 0.642 | 1 | A |
| Heptachlor | ND | | ug/kg | 0.846 | 0.379 | 1 | A |
| Aldrin | ND | | ug/kg | 1.69 | 0.596 | 1 | A |
| Heptachlor epoxide | ND | | ug/kg | 3.17 | 0.952 | 1 | A |
| Endrin | ND | | ug/kg | 0.705 | 0.289 | 1 | A |
| Endrin aldehyde | ND | | ug/kg | 2.12 | 0.740 | 1 | A |
| Endrin ketone | ND | | ug/kg | 1.69 | 0.436 | 1 | A |
| Dieldrin | ND | | ug/kg | 1.06 | 0.529 | 1 | A |
| 4,4'-DDE | ND | | ug/kg | 1.69 | 0.391 | 1 | A |
| 4,4'-DDD | ND | | ug/kg | 1.69 | 0.604 | 1 | A |
| 4,4'-DDT | ND | | ug/kg | 3.17 | 1.36 | 1 | A |
| Endosulfan I | ND | | ug/kg | 1.69 | 0.400 | 1 | A |
| Endosulfan II | ND | | ug/kg | 1.69 | 0.566 | 1 | A |
| Endosulfan sulfate | ND | | ug/kg | 0.705 | 0.336 | 1 | A |
| Methoxychlor | ND | | ug/kg | 3.17 | 0.987 | 1 | A |
| Toxaphene | ND | | ug/kg | 31.7 | 8.89 | 1 | A |
| cis-Chlordane | ND | | ug/kg | 2.12 | 0.590 | 1 | A |
| trans-Chlordane | ND | | ug/kg | 2.12 | 0.558 | 1 | A |
| Chlordane | ND | | ug/kg | 14.1 | 5.61 | 1 | A |

**Project Name:** 140 N MAIN ST **Lab Number:** L2160484

**Project Number:** 12166 **Report Date:** 11/29/21

## SAMPLE RESULTS

Lab ID: L2160484-02 Date Collected: 11/03/21 11:10

Client ID: SB-2 (7.5-8') Date Received: 11/03/21

Sample Location: PORT CHESTER, NY Field Prep: Not Specified

Sample Depth:

| Parameter | Result | Qualifier | Units | RL | MDL | Dilution Factor | Column |
|---|---|---|---|---|---|---|---|
| Organochlorine Pesticides by GC - Westborough Lab | | | | | | | |

| Surrogate | % Recovery | Qualifier | Acceptance Criteria | Column |
|---|---|---|---|---|
| 2,4,5,6-Tetrachloro-m-xylene | 76 | | 30-150 | A |
| Decachlorobiphenyl | 73 | | 30-150 | A |
| 2,4,5,6-Tetrachloro-m-xylene | 74 | | 30-150 | B |
| Decachlorobiphenyl | 66 | | 30-150 | B |

**Project Name:** 140 N MAIN ST
**Project Number:** 12166
**Lab Number:** L2160484
**Report Date:** 11/29/21

## SAMPLE RESULTS

Lab ID: L2160484-03
Client ID: SB-3 (7.5-8')
Sample Location: PORT CHESTER, NY

Date Collected: 11/03/21 11:40
Date Received: 11/03/21
Field Prep: Not Specified

Sample Depth:
Matrix: Soil
Analytical Method: 1,8081B
Analytical Date: 11/10/21 10:15
Analyst: SDC
Percent Solids: 82%

Extraction Method: EPA 3546
Extraction Date: 11/08/21 19:59
Cleanup Method: EPA 3620B
Cleanup Date: 11/09/21

| Parameter | Result | Qualifier | Units | RL | MDL | Dilution Factor | Column |
|---|---|---|---|---|---|---|---|
| Organochlorine Pesticides by GC - Westborough Lab | | | | | | | |
| Delta-BHC | ND | | ug/kg | 1.90 | 0.372 | 1 | A |
| Lindane | ND | | ug/kg | 0.791 | 0.353 | 1 | A |
| Alpha-BHC | ND | | ug/kg | 0.791 | 0.224 | 1 | A |
| Beta-BHC | ND | | ug/kg | 1.90 | 0.719 | 1 | A |
| Heptachlor | ND | | ug/kg | 0.949 | 0.425 | 1 | A |
| Aldrin | ND | | ug/kg | 1.90 | 0.668 | 1 | A |
| Heptachlor epoxide | ND | | ug/kg | 3.56 | 1.07 | 1 | A |
| Endrin | ND | | ug/kg | 0.791 | 0.324 | 1 | A |
| Endrin aldehyde | ND | | ug/kg | 2.37 | 0.830 | 1 | A |
| Endrin ketone | ND | | ug/kg | 1.90 | 0.489 | 1 | A |
| Dieldrin | ND | | ug/kg | 1.18 | 0.593 | 1 | A |
| 4,4'-DDE | ND | | ug/kg | 1.90 | 0.439 | 1 | A |
| 4,4'-DDD | ND | | ug/kg | 1.90 | 0.677 | 1 | A |
| 4,4'-DDT | ND | | ug/kg | 3.56 | 1.52 | 1 | A |
| Endosulfan I | ND | | ug/kg | 1.90 | 0.448 | 1 | A |
| Endosulfan II | ND | | ug/kg | 1.90 | 0.634 | 1 | A |
| Endosulfan sulfate | ND | | ug/kg | 0.791 | 0.376 | 1 | A |
| Methoxychlor | ND | | ug/kg | 3.56 | 1.11 | 1 | A |
| Toxaphene | ND | | ug/kg | 35.6 | 9.96 | 1 | A |
| cis-Chlordane | ND | | ug/kg | 2.37 | 0.661 | 1 | A |
| trans-Chlordane | ND | | ug/kg | 2.37 | 0.626 | 1 | A |
| Chlordane | ND | | ug/kg | 15.8 | 6.28 | 1 | A |

**Project Name:** 140 N MAIN ST **Lab Number:** L2160484

**Project Number:** 12166 **Report Date:** 11/29/21

## SAMPLE RESULTS

Lab ID: L2160484-03 Date Collected: 11/03/21 11:40

Client ID: SB-3 (7.5-8') Date Received: 11/03/21

Sample Location: PORT CHESTER, NY Field Prep: Not Specified

Sample Depth:

| Parameter | Result | Qualifier | Units | RL | MDL | Dilution Factor | Column |
|---|---|---|---|---|---|---|---|
| Organochlorine Pesticides by GC - Westborough Lab | | | | | | | |

| Surrogate | % Recovery | Qualifier | Acceptance Criteria | Column |
|---|---|---|---|---|
| 2,4,5,6-Tetrachloro-m-xylene | 85 | | 30-150 | A |
| Decachlorobiphenyl | 98 | | 30-150 | A |
| 2,4,5,6-Tetrachloro-m-xylene | 75 | | 30-150 | B |
| Decachlorobiphenyl | 75 | | 30-150 | B |

**Project Name:** 140 N MAIN ST
**Project Number:** 12166
**Lab Number:** L2160484
**Report Date:** 11/29/21

## SAMPLE RESULTS

Lab ID: L2160484-04
Client ID: SB-4 (6.5-7')
Sample Location: PORT CHESTER, NY

Date Collected: 11/03/21 12:50
Date Received: 11/03/21
Field Prep: Not Specified

Sample Depth:
Matrix: Soil
Analytical Method: 1,8081B
Analytical Date: 11/10/21 10:26
Analyst: SDC
Percent Solids: 82%

Extraction Method: EPA 3546
Extraction Date: 11/08/21 19:59
Cleanup Method: EPA 3620B
Cleanup Date: 11/09/21

| Parameter | Result | Qualifier | Units | RL | MDL | Dilution Factor | Column |
|---|---|---|---|---|---|---|---|
| Organochlorine Pesticides by GC - Westborough Lab | | | | | | | |
| Delta-BHC | ND | | ug/kg | 1.85 | 0.362 | 1 | A |
| Lindane | ND | | ug/kg | 0.769 | 0.344 | 1 | A |
| Alpha-BHC | ND | | ug/kg | 0.769 | 0.218 | 1 | A |
| Beta-BHC | ND | | ug/kg | 1.85 | 0.700 | 1 | A |
| Heptachlor | ND | | ug/kg | 0.923 | 0.414 | 1 | A |
| Aldrin | ND | | ug/kg | 1.85 | 0.650 | 1 | A |
| Heptachlor epoxide | ND | | ug/kg | 3.46 | 1.04 | 1 | A |
| Endrin | ND | | ug/kg | 0.769 | 0.315 | 1 | A |
| Endrin aldehyde | ND | | ug/kg | 2.31 | 0.808 | 1 | A |
| Endrin ketone | ND | | ug/kg | 1.85 | 0.475 | 1 | A |
| Dieldrin | ND | | ug/kg | 1.15 | 0.577 | 1 | A |
| 4,4'-DDE | ND | | ug/kg | 1.85 | 0.427 | 1 | A |
| 4,4'-DDD | ND | | ug/kg | 1.85 | 0.658 | 1 | A |
| 4,4'-DDT | ND | | ug/kg | 3.46 | 1.48 | 1 | A |
| Endosulfan I | ND | | ug/kg | 1.85 | 0.436 | 1 | A |
| Endosulfan II | ND | | ug/kg | 1.85 | 0.617 | 1 | A |
| Endosulfan sulfate | ND | | ug/kg | 0.769 | 0.366 | 1 | A |
| Methoxychlor | ND | | ug/kg | 3.46 | 1.08 | 1 | A |
| Toxaphene | ND | | ug/kg | 34.6 | 9.69 | 1 | A |
| cis-Chlordane | ND | | ug/kg | 2.31 | 0.643 | 1 | A |
| trans-Chlordane | ND | | ug/kg | 2.31 | 0.609 | 1 | A |
| Chlordane | ND | | ug/kg | 15.4 | 6.12 | 1 | A |

**Project Name:** 140 N MAIN ST **Lab Number:** L2160484

**Project Number:** 12166 **Report Date:** 11/29/21

## SAMPLE RESULTS

Lab ID: L2160484-04 Date Collected: 11/03/21 12:50

Client ID: SB-4 (6.5-7') Date Received: 11/03/21

Sample Location: PORT CHESTER, NY Field Prep: Not Specified

Sample Depth:

| Parameter | Result | Qualifier | Units | RL | MDL | Dilution Factor | Column |
|---|---|---|---|---|---|---|---|
| Organochlorine Pesticides by GC - Westborough Lab | | | | | | | |

| Surrogate | % Recovery | Qualifier | Acceptance Criteria | Column |
|---|---|---|---|---|
| 2,4,5,6-Tetrachloro-m-xylene | 104 | | 30-150 | A |
| Decachlorobiphenyl | 119 | | 30-150 | A |
| 2,4,5,6-Tetrachloro-m-xylene | 89 | | 30-150 | B |
| Decachlorobiphenyl | 93 | | 30-150 | B |

**Project Name:** 140 N MAIN ST
**Project Number:** 12166
**Lab Number:** L2160484
**Report Date:** 11/29/21

## SAMPLE RESULTS

Lab ID: L2160484-05
Client ID: SB-5 (8.5-9')
Sample Location: PORT CHESTER, NY

Date Collected: 11/03/21 13:20
Date Received: 11/03/21
Field Prep: Not Specified

Sample Depth:
Matrix: Soil
Analytical Method: 1,8081B
Analytical Date: 11/10/21 10:37
Analyst: SDC
Percent Solids: 82%

Extraction Method: EPA 3546
Extraction Date: 11/08/21 19:59
Cleanup Method: EPA 3620B
Cleanup Date: 11/09/21

| Parameter | Result | Qualifier | Units | RL | MDL | Dilution Factor | Column |
|---|---|---|---|---|---|---|---|
| Organochlorine Pesticides by GC - Westborough Lab | | | | | | | |
| Delta-BHC | ND | | ug/kg | 1.87 | 0.366 | 1 | A |
| Lindane | ND | | ug/kg | 0.778 | 0.348 | 1 | A |
| Alpha-BHC | ND | | ug/kg | 0.778 | 0.221 | 1 | A |
| Beta-BHC | ND | | ug/kg | 1.87 | 0.708 | 1 | A |
| Heptachlor | ND | | ug/kg | 0.934 | 0.419 | 1 | A |
| Aldrin | ND | | ug/kg | 1.87 | 0.658 | 1 | A |
| Heptachlor epoxide | ND | | ug/kg | 3.50 | 1.05 | 1 | A |
| Endrin | ND | | ug/kg | 0.778 | 0.319 | 1 | A |
| Endrin aldehyde | ND | | ug/kg | 2.33 | 0.817 | 1 | A |
| Endrin ketone | ND | | ug/kg | 1.87 | 0.481 | 1 | A |
| Dieldrin | ND | | ug/kg | 1.17 | 0.584 | 1 | A |
| 4,4'-DDE | ND | | ug/kg | 1.87 | 0.432 | 1 | A |
| 4,4'-DDD | ND | | ug/kg | 1.87 | 0.666 | 1 | A |
| 4,4'-DDT | ND | | ug/kg | 3.50 | 1.50 | 1 | A |
| Endosulfan I | ND | | ug/kg | 1.87 | 0.441 | 1 | A |
| Endosulfan II | ND | | ug/kg | 1.87 | 0.624 | 1 | A |
| Endosulfan sulfate | ND | | ug/kg | 0.778 | 0.370 | 1 | A |
| Methoxychlor | ND | | ug/kg | 3.50 | 1.09 | 1 | A |
| Toxaphene | ND | | ug/kg | 35.0 | 9.80 | 1 | A |
| cis-Chlordane | ND | | ug/kg | 2.33 | 0.650 | 1 | A |
| trans-Chlordane | ND | | ug/kg | 2.33 | 0.616 | 1 | A |
| Chlordane | ND | | ug/kg | 15.6 | 6.19 | 1 | A |

**Project Name:** 140 N MAIN ST **Lab Number:** L2160484

**Project Number:** 12166 **Report Date:** 11/29/21

## SAMPLE RESULTS

Lab ID: L2160484-05 Date Collected: 11/03/21 13:20

Client ID: SB-5 (8.5-9') Date Received: 11/03/21

Sample Location: PORT CHESTER, NY Field Prep: Not Specified

Sample Depth:

| Parameter | Result | Qualifier | Units | RL | MDL | Dilution Factor | Column |
|---|---|---|---|---|---|---|---|
| Organochlorine Pesticides by GC - Westborough Lab | | | | | | | |

| Surrogate | % Recovery | Qualifier | Acceptance Criteria | Column |
|---|---|---|---|---|
| 2,4,5,6-Tetrachloro-m-xylene | 92 | | 30-150 | A |
| Decachlorobiphenyl | 114 | | 30-150 | A |
| 2,4,5,6-Tetrachloro-m-xylene | 77 | | 30-150 | B |
| Decachlorobiphenyl | 84 | | 30-150 | B |

**Project Name:** 140 N MAIN ST
**Project Number:** 12166
**Lab Number:** L2160484
**Report Date:** 11/29/21

## SAMPLE RESULTS

Lab ID: L2160484-06
Client ID: TW-1
Sample Location: PORT CHESTER, NY

Date Collected: 11/03/21 12:20
Date Received: 11/03/21
Field Prep: Not Specified

Sample Depth:
Matrix: Water
Analytical Method: 1,8081B
Analytical Date: 11/11/21 07:37
Analyst: SDC

Extraction Method: EPA 3510C
Extraction Date: 11/10/21 19:33

| Parameter | Result | Qualifier | Units | RL | MDL | Dilution Factor | Column |
|---|---|---|---|---|---|---|---|
| Organochlorine Pesticides by GC - Westborough Lab | | | | | | | |
| Delta-BHC | ND | | ug/l | 0.014 | 0.003 | 1 | A |
| Lindane | ND | | ug/l | 0.014 | 0.003 | 1 | A |
| Alpha-BHC | ND | | ug/l | 0.014 | 0.003 | 1 | A |
| Beta-BHC | ND | | ug/l | 0.014 | 0.004 | 1 | A |
| Heptachlor | ND | | ug/l | 0.014 | 0.002 | 1 | A |
| Aldrin | ND | | ug/l | 0.014 | 0.002 | 1 | A |
| Heptachlor epoxide | ND | | ug/l | 0.014 | 0.003 | 1 | A |
| Endrin | ND | | ug/l | 0.029 | 0.003 | 1 | A |
| Endrin aldehyde | ND | | ug/l | 0.029 | 0.006 | 1 | A |
| Endrin ketone | ND | | ug/l | 0.029 | 0.003 | 1 | A |
| Dieldrin | ND | | ug/l | 0.029 | 0.003 | 1 | A |
| 4,4'-DDE | ND | | ug/l | 0.029 | 0.003 | 1 | A |
| 4,4'-DDD | ND | | ug/l | 0.029 | 0.003 | 1 | A |
| 4,4'-DDT | ND | | ug/l | 0.029 | 0.003 | 1 | A |
| Endosulfan I | ND | | ug/l | 0.014 | 0.002 | 1 | A |
| Endosulfan II | ND | | ug/l | 0.029 | 0.004 | 1 | A |
| Endosulfan sulfate | ND | | ug/l | 0.029 | 0.003 | 1 | A |
| Methoxychlor | ND | | ug/l | 0.143 | 0.005 | 1 | A |
| Toxaphene | ND | | ug/l | 0.143 | 0.045 | 1 | A |
| cis-Chlordane | ND | | ug/l | 0.014 | 0.005 | 1 | A |
| trans-Chlordane | ND | | ug/l | 0.014 | 0.004 | 1 | A |
| Chlordane | ND | | ug/l | 0.143 | 0.033 | 1 | A |

**Project Name:** 140 N MAIN ST **Lab Number:** L2160484

**Project Number:** 12166 **Report Date:** 11/29/21

## SAMPLE RESULTS

Lab ID: L2160484-06 Date Collected: 11/03/21 12:20

Client ID: TW-1 Date Received: 11/03/21

Sample Location: PORT CHESTER, NY Field Prep: Not Specified

Sample Depth:

| Parameter | Result | Qualifier | Units | RL | MDL | Dilution Factor | Column |
|---|---|---|---|---|---|---|---|
| Organochlorine Pesticides by GC - Westborough Lab | | | | | | | |

| Surrogate | % Recovery | Qualifier | Acceptance Criteria | Column |
|---|---|---|---|---|
| 2,4,5,6-Tetrachloro-m-xylene | 66 | | 30-150 | A |
| Decachlorobiphenyl | 54 | | 30-150 | A |
| 2,4,5,6-Tetrachloro-m-xylene | 63 | | 30-150 | B |
| Decachlorobiphenyl | 58 | | 30-150 | B |

**Project Name:** 140 N MAIN ST
**Project Number:** 12166
**Lab Number:** L2160484
**Report Date:** 11/29/21

## SAMPLE RESULTS

Lab ID: L2160484-07
Client ID: TW-3
Sample Location: PORT CHESTER, NY

Date Collected: 11/03/21 14:00
Date Received: 11/03/21
Field Prep: Not Specified

Sample Depth:
Matrix: Water
Analytical Method: 1,8081B
Analytical Date: 11/11/21 07:48
Analyst: SDC

Extraction Method: EPA 3510C
Extraction Date: 11/10/21 19:33

| Parameter | Result | Qualifier | Units | RL | MDL | Dilution Factor | Column |
|---|---|---|---|---|---|---|---|
| Organochlorine Pesticides by GC - Westborough Lab | | | | | | | |
| Delta-BHC | ND | | ug/l | 0.014 | 0.003 | 1 | A |
| Lindane | ND | | ug/l | 0.014 | 0.003 | 1 | A |
| Alpha-BHC | ND | | ug/l | 0.014 | 0.003 | 1 | A |
| Beta-BHC | ND | | ug/l | 0.014 | 0.004 | 1 | A |
| Heptachlor | ND | | ug/l | 0.014 | 0.002 | 1 | A |
| Aldrin | ND | | ug/l | 0.014 | 0.002 | 1 | A |
| Heptachlor epoxide | ND | | ug/l | 0.014 | 0.003 | 1 | A |
| Endrin | ND | | ug/l | 0.029 | 0.003 | 1 | A |
| Endrin aldehyde | ND | | ug/l | 0.029 | 0.006 | 1 | A |
| Endrin ketone | ND | | ug/l | 0.029 | 0.003 | 1 | A |
| Dieldrin | ND | | ug/l | 0.029 | 0.003 | 1 | A |
| 4,4'-DDE | ND | | ug/l | 0.029 | 0.003 | 1 | A |
| 4,4'-DDD | ND | | ug/l | 0.029 | 0.003 | 1 | A |
| 4,4'-DDT | ND | | ug/l | 0.029 | 0.003 | 1 | A |
| Endosulfan I | ND | | ug/l | 0.014 | 0.002 | 1 | A |
| Endosulfan II | ND | | ug/l | 0.029 | 0.004 | 1 | A |
| Endosulfan sulfate | ND | | ug/l | 0.029 | 0.003 | 1 | A |
| Methoxychlor | ND | | ug/l | 0.143 | 0.005 | 1 | A |
| Toxaphene | ND | | ug/l | 0.143 | 0.045 | 1 | A |
| cis-Chlordane | ND | | ug/l | 0.014 | 0.005 | 1 | A |
| trans-Chlordane | ND | | ug/l | 0.014 | 0.004 | 1 | A |
| Chlordane | ND | | ug/l | 0.143 | 0.033 | 1 | A |

**Project Name:** 140 N MAIN ST **Lab Number:** L2160484

**Project Number:** 12166 **Report Date:** 11/29/21

## SAMPLE RESULTS

Lab ID: L2160484-07 Date Collected: 11/03/21 14:00

Client ID: TW-3 Date Received: 11/03/21

Sample Location: PORT CHESTER, NY Field Prep: Not Specified

Sample Depth:

| Parameter | Result | Qualifier | Units | RL | MDL | Dilution Factor | Column |
|---|---|---|---|---|---|---|---|
| Organochlorine Pesticides by GC - Westborough Lab | | | | | | | |

| Surrogate | % Recovery | Qualifier | Acceptance Criteria | Column |
|---|---|---|---|---|
| 2,4,5,6-Tetrachloro-m-xylene | 75 | | 30-150 | A |
| Decachlorobiphenyl | 49 | | 30-150 | A |
| 2,4,5,6-Tetrachloro-m-xylene | 75 | | 30-150 | B |
| Decachlorobiphenyl | 48 | | 30-150 | B |

**Project Name:** 140 N MAIN ST
**Project Number:** 12166

**Lab Number:** L2160484
**Report Date:** 11/29/21

# Method Blank Analysis
## Batch Quality Control

Analytical Method: 1,8081B
Analytical Date: 11/10/21 15:57
Analyst: SDC

Extraction Method: EPA 3546
Extraction Date: 11/08/21 03:30
Cleanup Method: EPA 3620B
Cleanup Date: 11/09/21

| Parameter | Result | Qualifier | Units | RL | MDL | Column |
|---|---|---|---|---|---|---|
| Organochlorine Pesticides by GC - Westborough Lab for sample(s): 01-05 Batch: WG1568296-1 | | | | | | |
| Delta-BHC | ND | | ug/kg | 1.57 | 0.307 | A |
| Lindane | ND | | ug/kg | 0.653 | 0.292 | A |
| Alpha-BHC | ND | | ug/kg | 0.653 | 0.185 | A |
| Beta-BHC | ND | | ug/kg | 1.57 | 0.594 | A |
| Heptachlor | ND | | ug/kg | 0.784 | 0.351 | A |
| Aldrin | ND | | ug/kg | 1.57 | 0.552 | A |
| Heptachlor epoxide | ND | | ug/kg | 2.94 | 0.882 | A |
| Endrin | ND | | ug/kg | 0.653 | 0.268 | A |
| Endrin aldehyde | ND | | ug/kg | 1.96 | 0.686 | A |
| Endrin ketone | ND | | ug/kg | 1.57 | 0.404 | A |
| Dieldrin | ND | | ug/kg | 0.980 | 0.490 | A |
| 4,4'-DDE | ND | | ug/kg | 1.57 | 0.362 | A |
| 4,4'-DDD | ND | | ug/kg | 1.57 | 0.559 | A |
| 4,4'-DDT | ND | | ug/kg | 2.94 | 1.26 | A |
| Endosulfan I | ND | | ug/kg | 1.57 | 0.370 | A |
| Endosulfan II | ND | | ug/kg | 1.57 | 0.524 | A |
| Endosulfan sulfate | ND | | ug/kg | 0.653 | 0.311 | A |
| Methoxychlor | ND | | ug/kg | 2.94 | 0.914 | A |
| Toxaphene | ND | | ug/kg | 29.4 | 8.23 | A |
| cis-Chlordane | ND | | ug/kg | 1.96 | 0.546 | A |
| trans-Chlordane | ND | | ug/kg | 1.96 | 0.517 | A |
| Chlordane | ND | | ug/kg | 13.1 | 5.19 | A |

**Project Name:** 140 N MAIN ST
**Project Number:** 12166

**Lab Number:** L2160484
**Report Date:** 11/29/21

# Method Blank Analysis
## Batch Quality Control

Analytical Method: 1,8081B
Analytical Date: 11/10/21 15:57
Analyst: SDC

Extraction Method: EPA 3546
Extraction Date: 11/08/21 03:30
Cleanup Method: EPA 3620B
Cleanup Date: 11/09/21

| Parameter | Result | Qualifier | Units | RL | MDL | Column |
|---|---|---|---|---|---|---|
| Organochlorine Pesticides by GC - Westborough Lab for sample(s): 01-05 Batch: WG1568296-1 | | | | | | |

| Surrogate | %Recovery | Qualifier | Acceptance Criteria | Column |
|---|---|---|---|---|
| 2,4,5,6-Tetrachloro-m-xylene | 89 | | 30-150 | A |
| Decachlorobiphenyl | 84 | | 30-150 | A |
| 2,4,5,6-Tetrachloro-m-xylene | 77 | | 30-150 | B |
| Decachlorobiphenyl | 77 | | 30-150 | B |

**Project Name:** 140 N MAIN ST
**Project Number:** 12166

**Lab Number:** L2160484
**Report Date:** 11/29/21

# Method Blank Analysis
## Batch Quality Control

Analytical Method: 1,8081B
Analytical Date: 11/11/21 07:06
Analyst: SDC

Extraction Method: EPA 3510C
Extraction Date: 11/10/21 00:10

| Parameter | Result | Qualifier | Units | RL | MDL | Column |
|---|---|---|---|---|---|---|
| Organochlorine Pesticides by GC - Westborough Lab for sample(s): 06-07 Batch: WG1569315-1 | | | | | | |
| Delta-BHC | ND | | ug/l | 0.014 | 0.003 | A |
| Lindane | ND | | ug/l | 0.014 | 0.003 | A |
| Alpha-BHC | ND | | ug/l | 0.014 | 0.003 | A |
| Beta-BHC | ND | | ug/l | 0.014 | 0.004 | A |
| Heptachlor | ND | | ug/l | 0.014 | 0.002 | A |
| Aldrin | ND | | ug/l | 0.014 | 0.002 | A |
| Heptachlor epoxide | ND | | ug/l | 0.014 | 0.003 | A |
| Endrin | ND | | ug/l | 0.029 | 0.003 | A |
| Endrin aldehyde | ND | | ug/l | 0.029 | 0.006 | A |
| Endrin ketone | ND | | ug/l | 0.029 | 0.003 | A |
| Dieldrin | ND | | ug/l | 0.029 | 0.003 | A |
| 4,4'-DDE | ND | | ug/l | 0.029 | 0.003 | A |
| 4,4'-DDD | ND | | ug/l | 0.029 | 0.003 | A |
| 4,4'-DDT | ND | | ug/l | 0.029 | 0.003 | A |
| Endosulfan I | ND | | ug/l | 0.014 | 0.002 | A |
| Endosulfan II | ND | | ug/l | 0.029 | 0.004 | A |
| Endosulfan sulfate | ND | | ug/l | 0.029 | 0.003 | A |
| Methoxychlor | ND | | ug/l | 0.143 | 0.005 | A |
| Toxaphene | ND | | ug/l | 0.143 | 0.045 | A |
| cis-Chlordane | ND | | ug/l | 0.014 | 0.005 | A |
| trans-Chlordane | ND | | ug/l | 0.014 | 0.004 | A |
| Chlordane | ND | | ug/l | 0.143 | 0.033 | A |

**Project Name:** 140 N MAIN ST
**Project Number:** 12166

**Lab Number:** L2160484
**Report Date:** 11/29/21

# Method Blank Analysis
## Batch Quality Control

Analytical Method: 1,8081B
Analytical Date: 11/11/21 07:06
Analyst: SDC

Extraction Method: EPA 3510C
Extraction Date: 11/10/21 00:10

| Parameter | Result | Qualifier | Units | RL | MDL | Column |
|---|---|---|---|---|---|---|
| Organochlorine Pesticides by GC - Westborough Lab for sample(s): 06-07 Batch: WG1569315-1 | | | | | | |

| Surrogate | %Recovery | Qualifier | Acceptance Criteria | Column |
|---|---|---|---|---|
| 2,4,5,6-Tetrachloro-m-xylene | 60 | | 30-150 | A |
| Decachlorobiphenyl | 60 | | 30-150 | A |
| 2,4,5,6-Tetrachloro-m-xylene | 58 | | 30-150 | B |
| Decachlorobiphenyl | 58 | | 30-150 | B |

# Lab Control Sample Analysis
## Batch Quality Control

**Project Name:** 140 N MAIN ST
**Project Number:** 12166
**Lab Number:** L2160484
**Report Date:** 11/29/21

| Parameter | LCS %Recovery | Qual | LCSD %Recovery | Qual | %Recovery Limits | RPD | Qual | RPD Limits | Column |
|---|---|---|---|---|---|---|---|---|---|
| Organochlorine Pesticides by GC - Westborough Lab Associated sample(s): 01-05 Batch: WG1568296-2 WG1568296-3 | | | | | | | | | |
| Delta-BHC | 68 | | 89 | | 30-150 | 27 | | 30 | A |
| Lindane | 80 | | 79 | | 30-150 | 1 | | 30 | A |
| Alpha-BHC | 70 | | 71 | | 30-150 | 1 | | 30 | A |
| Beta-BHC | 103 | | 109 | | 30-150 | 6 | | 30 | A |
| Heptachlor | 88 | | 112 | | 30-150 | 24 | | 30 | A |
| Aldrin | 71 | | 75 | | 30-150 | 5 | | 30 | A |
| Heptachlor epoxide | 68 | | 76 | | 30-150 | 11 | | 30 | A |
| Endrin | 82 | | 82 | | 30-150 | 0 | | 30 | A |
| Endrin aldehyde | 64 | | 66 | | 30-150 | 3 | | 30 | A |
| Endrin ketone | 85 | | 91 | | 30-150 | 7 | | 30 | A |
| Dieldrin | 83 | | 82 | | 30-150 | 1 | | 30 | A |
| 4,4'-DDE | 71 | | 71 | | 30-150 | 0 | | 30 | A |
| 4,4'-DDD | 79 | | 83 | | 30-150 | 5 | | 30 | A |
| 4,4'-DDT | 74 | | 75 | | 30-150 | 1 | | 30 | A |
| Endosulfan I | 76 | | 76 | | 30-150 | 0 | | 30 | A |
| Endosulfan II | 95 | | 95 | | 30-150 | 0 | | 30 | A |
| Endosulfan sulfate | 92 | | 82 | | 30-150 | 11 | | 30 | A |
| Methoxychlor | 96 | | 91 | | 30-150 | 5 | | 30 | A |
| cis-Chlordane | 70 | | 66 | | 30-150 | 6 | | 30 | A |
| trans-Chlordane | 101 | | 113 | | 30-150 | 11 | | 30 | A |

# Lab Control Sample Analysis

## Batch Quality Control

**Project Name:** 140 N MAIN ST

**Project Number:** 12166

**Lab Number:** L2160484

**Report Date:** 11/29/21

| Parameter | LCS %Recovery | Qual | LCSD %Recovery | Qual | %Recovery Limits | RPD | Qual | RPD Limits |
|---|---|---|---|---|---|---|---|---|
| Organochlorine Pesticides by GC - Westborough Lab Associated sample(s): 01-05 Batch: WG1568296-2 WG1568296-3 | | | | | | | | |

| Surrogate | LCS %Recovery | Qual | LCSD %Recovery | Qual | Acceptance Criteria | Column |
|---|---|---|---|---|---|---|
| 2,4,5,6-Tetrachloro-m-xylene | 85 | | 80 | | 30-150 | A |
| Decachlorobiphenyl | 82 | | 82 | | 30-150 | A |
| 2,4,5,6-Tetrachloro-m-xylene | 68 | | 68 | | 30-150 | B |
| Decachlorobiphenyl | 64 | | 66 | | 30-150 | B |

# Lab Control Sample Analysis
## Batch Quality Control

**Project Name:** 140 N MAIN ST
**Project Number:** 12166

**Lab Number:** L2160484
**Report Date:** 11/29/21

| Parameter | LCS %Recovery | Qual | LCSD %Recovery | Qual | %Recovery Limits | RPD | Qual | RPD Limits | Column |
|---|---|---|---|---|---|---|---|---|---|
| Organochlorine Pesticides by GC - Westborough Lab Associated sample(s): 06-07 Batch: WG1569315-2 WG1569315-3 | | | | | | | | | |
| Delta-BHC | 41 | | 48 | | 30-150 | 17 | | 20 | A |
| Lindane | 67 | | 80 | | 30-150 | 17 | | 20 | A |
| Alpha-BHC | 61 | | 73 | | 30-150 | 18 | | 20 | A |
| Beta-BHC | 72 | | 84 | | 30-150 | 16 | | 20 | A |
| Heptachlor | 75 | | 88 | | 30-150 | 16 | | 20 | A |
| Aldrin | 74 | | 90 | | 30-150 | 20 | | 20 | A |
| Heptachlor epoxide | 73 | | 88 | | 30-150 | 19 | | 20 | A |
| Endrin | 76 | | 91 | | 30-150 | 18 | | 20 | A |
| Endrin aldehyde | 69 | | 79 | | 30-150 | 13 | | 20 | A |
| Endrin ketone | 87 | | 97 | | 30-150 | 11 | | 20 | A |
| Dieldrin | 80 | | 96 | | 30-150 | 18 | | 20 | A |
| 4,4'-DDE | 80 | | 97 | | 30-150 | 19 | | 20 | A |
| 4,4'-DDD | 82 | | 98 | | 30-150 | 17 | | 20 | A |
| 4,4'-DDT | 81 | | 96 | | 30-150 | 17 | | 20 | A |
| Endosulfan I | 74 | | 90 | | 30-150 | 20 | | 20 | A |
| Endosulfan II | 80 | | 93 | | 30-150 | 15 | | 20 | A |
| Endosulfan sulfate | 69 | | 82 | | 30-150 | 18 | | 20 | A |
| Methoxychlor | 87 | | 101 | | 30-150 | 14 | | 20 | A |
| cis-Chlordane | 69 | | 84 | | 30-150 | 20 | | 20 | A |
| trans-Chlordane | 69 | | 83 | | 30-150 | 18 | | 20 | A |

# Lab Control Sample Analysis

## Batch Quality Control

**Project Name:** 140 N MAIN ST

**Project Number:** 12166

**Lab Number:** L2160484

**Report Date:** 11/29/21

| Parameter | LCS %Recovery | Qual | LCSD %Recovery | Qual | %Recovery Limits | RPD | Qual | RPD Limits |
|---|---|---|---|---|---|---|---|---|
| Organochlorine Pesticides by GC - Westborough Lab Associated sample(s): 06-07 Batch: WG1569315-2 WG1569315-3 | | | | | | | | |

| Surrogate | LCS %Recovery | Qual | LCSD %Recovery | Qual | Acceptance Criteria | Column |
|---|---|---|---|---|---|---|
| 2,4,5,6-Tetrachloro-m-xylene | 65 | | 78 | | 30-150 | A |
| Decachlorobiphenyl | 67 | | 80 | | 30-150 | A |
| 2,4,5,6-Tetrachloro-m-xylene | 65 | | 77 | | 30-150 | B |
| Decachlorobiphenyl | 65 | | 78 | | 30-150 | B |

# METALS

**Project Name:** 140 N MAIN ST
**Project Number:** 12166
**Lab Number:** L2160484
**Report Date:** 11/29/21

## SAMPLE RESULTS

Lab ID: L2160484-01
Client ID: SB-1 (12-12.5')
Sample Location: PORT CHESTER, NY

Date Collected: 11/03/21 10:20
Date Received: 11/03/21
Field Prep: Not Specified

Sample Depth:
Matrix: Soil
Percent Solids: 82%

| Parameter | Result | Qualifier | Units | RL | MDL | Dilution Factor | Date Prepared | Date Analyzed | Prep Method | Analytical Method | Analyst |
|---|---|---|---|---|---|---|---|---|---|---|---|
| **Total Metals - Mansfield Lab** | | | | | | | | | | | |
| Aluminum, Total | 4850 | | mg/kg | 9.26 | 2.50 | 2 | 11/11/21 06:40 | 11/16/21 19:43 | EPA 3050B | 1,6010D | GD |
| Antimony, Total | ND | | mg/kg | 4.63 | 0.352 | 2 | 11/11/21 06:40 | 11/16/21 19:43 | EPA 3050B | 1,6010D | GD |
| Arsenic, Total | 1.91 | | mg/kg | 0.926 | 0.193 | 2 | 11/11/21 06:40 | 11/16/21 19:43 | EPA 3050B | 1,6010D | GD |
| Barium, Total | 29.0 | | mg/kg | 0.926 | 0.161 | 2 | 11/11/21 06:40 | 11/16/21 19:43 | EPA 3050B | 1,6010D | GD |
| Beryllium, Total | 0.157 | J | mg/kg | 0.463 | 0.031 | 2 | 11/11/21 06:40 | 11/16/21 19:43 | EPA 3050B | 1,6010D | GD |
| Cadmium, Total | 0.268 | J | mg/kg | 0.926 | 0.091 | 2 | 11/11/21 06:40 | 11/16/21 19:43 | EPA 3050B | 1,6010D | GD |
| Calcium, Total | 1870 | | mg/kg | 9.26 | 3.24 | 2 | 11/11/21 06:40 | 11/16/21 19:43 | EPA 3050B | 1,6010D | GD |
| Chromium, Total | 11.3 | | mg/kg | 0.926 | 0.089 | 2 | 11/11/21 06:40 | 11/16/21 19:43 | EPA 3050B | 1,6010D | GD |
| Cobalt, Total | 4.94 | | mg/kg | 1.85 | 0.154 | 2 | 11/11/21 06:40 | 11/16/21 19:43 | EPA 3050B | 1,6010D | GD |
| Copper, Total | 14.6 | | mg/kg | 0.926 | 0.239 | 2 | 11/11/21 06:40 | 11/16/21 19:43 | EPA 3050B | 1,6010D | GD |
| Iron, Total | 9420 | | mg/kg | 4.63 | 0.836 | 2 | 11/11/21 06:40 | 11/16/21 19:43 | EPA 3050B | 1,6010D | GD |
| Lead, Total | 2.93 | J | mg/kg | 4.63 | 0.248 | 2 | 11/11/21 06:40 | 11/16/21 19:43 | EPA 3050B | 1,6010D | GD |
| Magnesium, Total | 2340 | | mg/kg | 9.26 | 1.43 | 2 | 11/11/21 06:40 | 11/16/21 19:43 | EPA 3050B | 1,6010D | GD |
| Manganese, Total | 79.1 | | mg/kg | 0.926 | 0.147 | 2 | 11/11/21 06:40 | 11/16/21 19:43 | EPA 3050B | 1,6010D | GD |
| Mercury, Total | ND | | mg/kg | 0.077 | 0.050 | 1 | 11/11/21 10:10 | 11/13/21 17:21 | EPA 7471B | 1,7471B | NB |
| Nickel, Total | 11.2 | | mg/kg | 2.32 | 0.224 | 2 | 11/11/21 06:40 | 11/16/21 19:43 | EPA 3050B | 1,6010D | GD |
| Potassium, Total | 1390 | | mg/kg | 232 | 13.3 | 2 | 11/11/21 06:40 | 11/16/21 19:43 | EPA 3050B | 1,6010D | GD |
| Selenium, Total | ND | | mg/kg | 1.85 | 0.239 | 2 | 11/11/21 06:40 | 11/16/21 19:43 | EPA 3050B | 1,6010D | GD |
| Silver, Total | ND | | mg/kg | 0.926 | 0.262 | 2 | 11/11/21 06:40 | 11/16/21 19:43 | EPA 3050B | 1,6010D | GD |
| Sodium, Total | 106 | J | mg/kg | 185 | 2.92 | 2 | 11/11/21 06:40 | 11/16/21 19:43 | EPA 3050B | 1,6010D | GD |
| Thallium, Total | ND | | mg/kg | 1.85 | 0.292 | 2 | 11/11/21 06:40 | 11/16/21 19:43 | EPA 3050B | 1,6010D | GD |
| Vanadium, Total | 15.1 | | mg/kg | 0.926 | 0.188 | 2 | 11/11/21 06:40 | 11/16/21 19:43 | EPA 3050B | 1,6010D | GD |
| Zinc, Total | 30.7 | | mg/kg | 4.63 | 0.271 | 2 | 11/11/21 06:40 | 11/16/21 19:43 | EPA 3050B | 1,6010D | GD |

**Project Name:** 140 N MAIN ST
**Project Number:** 12166
**Lab Number:** L2160484
**Report Date:** 11/29/21

## SAMPLE RESULTS

Lab ID: L2160484-02
Client ID: SB-2 (7.5-8')
Sample Location: PORT CHESTER, NY
Date Collected: 11/03/21 11:10
Date Received: 11/03/21
Field Prep: Not Specified

Sample Depth:
Matrix: Soil
Percent Solids: 94%

| Parameter | Result | Qualifier | Units | RL | MDL | Dilution Factor | Date Prepared | Date Analyzed | Prep Method | Analytical Method | Analyst |
|---|---|---|---|---|---|---|---|---|---|---|---|
| **Total Metals - Mansfield Lab** | | | | | | | | | | | |
| Aluminum, Total | 4300 | | mg/kg | 8.17 | 2.20 | 2 | 11/11/21 06:40 | 11/16/21 19:48 | EPA 3050B | 1,6010D | GD |
| Antimony, Total | ND | | mg/kg | 4.08 | 0.310 | 2 | 11/11/21 06:40 | 11/16/21 19:48 | EPA 3050B | 1,6010D | GD |
| Arsenic, Total | 1.04 | | mg/kg | 0.817 | 0.170 | 2 | 11/11/21 06:40 | 11/16/21 19:48 | EPA 3050B | 1,6010D | GD |
| Barium, Total | 19.3 | | mg/kg | 0.817 | 0.142 | 2 | 11/11/21 06:40 | 11/16/21 19:48 | EPA 3050B | 1,6010D | GD |
| Beryllium, Total | 0.163 | J | mg/kg | 0.408 | 0.027 | 2 | 11/11/21 06:40 | 11/16/21 19:48 | EPA 3050B | 1,6010D | GD |
| Cadmium, Total | 0.220 | J | mg/kg | 0.817 | 0.080 | 2 | 11/11/21 06:40 | 11/16/21 19:48 | EPA 3050B | 1,6010D | GD |
| Calcium, Total | 796 | | mg/kg | 8.17 | 2.86 | 2 | 11/11/21 06:40 | 11/16/21 19:48 | EPA 3050B | 1,6010D | GD |
| Chromium, Total | 9.14 | | mg/kg | 0.817 | 0.078 | 2 | 11/11/21 06:40 | 11/16/21 19:48 | EPA 3050B | 1,6010D | GD |
| Cobalt, Total | 5.18 | | mg/kg | 1.63 | 0.136 | 2 | 11/11/21 06:40 | 11/16/21 19:48 | EPA 3050B | 1,6010D | GD |
| Copper, Total | 10.2 | | mg/kg | 0.817 | 0.211 | 2 | 11/11/21 06:40 | 11/16/21 19:48 | EPA 3050B | 1,6010D | GD |
| Iron, Total | 8300 | | mg/kg | 4.08 | 0.737 | 2 | 11/11/21 06:40 | 11/16/21 19:48 | EPA 3050B | 1,6010D | GD |
| Lead, Total | 3.00 | J | mg/kg | 4.08 | 0.219 | 2 | 11/11/21 06:40 | 11/16/21 19:48 | EPA 3050B | 1,6010D | GD |
| Magnesium, Total | 1760 | | mg/kg | 8.17 | 1.26 | 2 | 11/11/21 06:40 | 11/16/21 19:48 | EPA 3050B | 1,6010D | GD |
| Manganese, Total | 297 | | mg/kg | 0.817 | 0.130 | 2 | 11/11/21 06:40 | 11/16/21 19:48 | EPA 3050B | 1,6010D | GD |
| Mercury, Total | ND | | mg/kg | 0.067 | 0.044 | 1 | 11/11/21 10:10 | 11/13/21 17:24 | EPA 7471B | 1,7471B | NB |
| Nickel, Total | 8.68 | | mg/kg | 2.04 | 0.198 | 2 | 11/11/21 06:40 | 11/16/21 19:48 | EPA 3050B | 1,6010D | GD |
| Potassium, Total | 879 | | mg/kg | 204 | 11.8 | 2 | 11/11/21 06:40 | 11/16/21 19:48 | EPA 3050B | 1,6010D | GD |
| Selenium, Total | 0.286 | J | mg/kg | 1.63 | 0.211 | 2 | 11/11/21 06:40 | 11/16/21 19:48 | EPA 3050B | 1,6010D | GD |
| Silver, Total | ND | | mg/kg | 0.817 | 0.231 | 2 | 11/11/21 06:40 | 11/16/21 19:48 | EPA 3050B | 1,6010D | GD |
| Sodium, Total | 84.1 | J | mg/kg | 163 | 2.57 | 2 | 11/11/21 06:40 | 11/16/21 19:48 | EPA 3050B | 1,6010D | GD |
| Thallium, Total | ND | | mg/kg | 1.63 | 0.257 | 2 | 11/11/21 06:40 | 11/16/21 19:48 | EPA 3050B | 1,6010D | GD |
| Vanadium, Total | 11.8 | | mg/kg | 0.817 | 0.166 | 2 | 11/11/21 06:40 | 11/16/21 19:48 | EPA 3050B | 1,6010D | GD |
| Zinc, Total | 20.8 | | mg/kg | 4.08 | 0.239 | 2 | 11/11/21 06:40 | 11/16/21 19:48 | EPA 3050B | 1,6010D | GD |

**Project Name:** 140 N MAIN ST
**Project Number:** 12166
**Lab Number:** L2160484
**Report Date:** 11/29/21

## SAMPLE RESULTS

Lab ID: L2160484-03
Client ID: SB-3 (7.5-8')
Sample Location: PORT CHESTER, NY
Date Collected: 11/03/21 11:40
Date Received: 11/03/21
Field Prep: Not Specified

Sample Depth:
Matrix: Soil
Percent Solids: 82%

| Parameter | Result | Qualifier | Units | RL | MDL | Dilution Factor | Date Prepared | Date Analyzed | Prep Method | Analytical Method | Analyst |
|---|---|---|---|---|---|---|---|---|---|---|---|
| **Total Metals - Mansfield Lab** | | | | | | | | | | | |
| Aluminum, Total | 8060 | | mg/kg | 9.41 | 2.54 | 2 | 11/11/21 06:40 | 11/16/21 19:52 | EPA 3050B | 1,6010D | GD |
| Antimony, Total | ND | | mg/kg | 4.71 | 0.358 | 2 | 11/11/21 06:40 | 11/16/21 19:52 | EPA 3050B | 1,6010D | GD |
| Arsenic, Total | 2.41 | | mg/kg | 0.941 | 0.196 | 2 | 11/11/21 06:40 | 11/16/21 19:52 | EPA 3050B | 1,6010D | GD |
| Barium, Total | 30.0 | | mg/kg | 0.941 | 0.164 | 2 | 11/11/21 06:40 | 11/16/21 19:52 | EPA 3050B | 1,6010D | GD |
| Beryllium, Total | 0.254 | J | mg/kg | 0.471 | 0.031 | 2 | 11/11/21 06:40 | 11/16/21 19:52 | EPA 3050B | 1,6010D | GD |
| Cadmium, Total | 0.273 | J | mg/kg | 0.941 | 0.092 | 2 | 11/11/21 06:40 | 11/16/21 19:52 | EPA 3050B | 1,6010D | GD |
| Calcium, Total | 1060 | | mg/kg | 9.41 | 3.29 | 2 | 11/11/21 06:40 | 11/16/21 19:52 | EPA 3050B | 1,6010D | GD |
| Chromium, Total | 11.7 | | mg/kg | 0.941 | 0.090 | 2 | 11/11/21 06:40 | 11/16/21 19:52 | EPA 3050B | 1,6010D | GD |
| Cobalt, Total | 6.05 | | mg/kg | 1.88 | 0.156 | 2 | 11/11/21 06:40 | 11/16/21 19:52 | EPA 3050B | 1,6010D | GD |
| Copper, Total | 13.4 | | mg/kg | 0.941 | 0.243 | 2 | 11/11/21 06:40 | 11/16/21 19:52 | EPA 3050B | 1,6010D | GD |
| Iron, Total | 11300 | | mg/kg | 4.71 | 0.850 | 2 | 11/11/21 06:40 | 11/16/21 19:52 | EPA 3050B | 1,6010D | GD |
| Lead, Total | 4.88 | | mg/kg | 4.71 | 0.252 | 2 | 11/11/21 06:40 | 11/16/21 19:52 | EPA 3050B | 1,6010D | GD |
| Magnesium, Total | 2290 | | mg/kg | 9.41 | 1.45 | 2 | 11/11/21 06:40 | 11/16/21 19:52 | EPA 3050B | 1,6010D | GD |
| Manganese, Total | 206 | | mg/kg | 0.941 | 0.150 | 2 | 11/11/21 06:40 | 11/16/21 19:52 | EPA 3050B | 1,6010D | GD |
| Mercury, Total | ND | | mg/kg | 0.077 | 0.050 | 1 | 11/11/21 10:10 | 11/13/21 17:27 | EPA 7471B | 1,7471B | NB |
| Nickel, Total | 12.6 | | mg/kg | 2.35 | 0.228 | 2 | 11/11/21 06:40 | 11/16/21 19:52 | EPA 3050B | 1,6010D | GD |
| Potassium, Total | 981 | | mg/kg | 235 | 13.6 | 2 | 11/11/21 06:40 | 11/16/21 19:52 | EPA 3050B | 1,6010D | GD |
| Selenium, Total | ND | | mg/kg | 1.88 | 0.243 | 2 | 11/11/21 06:40 | 11/16/21 19:52 | EPA 3050B | 1,6010D | GD |
| Silver, Total | ND | | mg/kg | 0.941 | 0.266 | 2 | 11/11/21 06:40 | 11/16/21 19:52 | EPA 3050B | 1,6010D | GD |
| Sodium, Total | 159 | J | mg/kg | 188 | 2.96 | 2 | 11/11/21 06:40 | 11/16/21 19:52 | EPA 3050B | 1,6010D | GD |
| Thallium, Total | ND | | mg/kg | 1.88 | 0.296 | 2 | 11/11/21 06:40 | 11/16/21 19:52 | EPA 3050B | 1,6010D | GD |
| Vanadium, Total | 14.8 | | mg/kg | 0.941 | 0.191 | 2 | 11/11/21 06:40 | 11/16/21 19:52 | EPA 3050B | 1,6010D | GD |
| Zinc, Total | 21.5 | | mg/kg | 4.71 | 0.276 | 2 | 11/11/21 06:40 | 11/16/21 19:52 | EPA 3050B | 1,6010D | GD |

**Project Name:** 140 N MAIN ST
**Project Number:** 12166
**Lab Number:** L2160484
**Report Date:** 11/29/21

## SAMPLE RESULTS

Lab ID: L2160484-04
Client ID: SB-4 (6.5-7')
Sample Location: PORT CHESTER, NY
Date Collected: 11/03/21 12:50
Date Received: 11/03/21
Field Prep: Not Specified

Sample Depth:
Matrix: Soil
Percent Solids: 82%

| Parameter | Result | Qualifier | Units | RL | MDL | Dilution Factor | Date Prepared | Date Analyzed | Prep Method | Analytical Method | Analyst |
|---|---|---|---|---|---|---|---|---|---|---|---|
| **Total Metals - Mansfield Lab** | | | | | | | | | | | |
| Aluminum, Total | 8090 | | mg/kg | 9.71 | 2.62 | 2 | 11/11/21 06:40 | 11/16/21 19:57 | EPA 3050B | 1,6010D | GD |
| Antimony, Total | ND | | mg/kg | 4.86 | 0.369 | 2 | 11/11/21 06:40 | 11/16/21 19:57 | EPA 3050B | 1,6010D | GD |
| Arsenic, Total | 2.12 | | mg/kg | 0.971 | 0.202 | 2 | 11/11/21 06:40 | 11/16/21 19:57 | EPA 3050B | 1,6010D | GD |
| Barium, Total | 48.4 | | mg/kg | 0.971 | 0.169 | 2 | 11/11/21 06:40 | 11/16/21 19:57 | EPA 3050B | 1,6010D | GD |
| Beryllium, Total | 0.223 | J | mg/kg | 0.486 | 0.032 | 2 | 11/11/21 06:40 | 11/16/21 19:57 | EPA 3050B | 1,6010D | GD |
| Cadmium, Total | 0.252 | J | mg/kg | 0.971 | 0.095 | 2 | 11/11/21 06:40 | 11/16/21 19:57 | EPA 3050B | 1,6010D | GD |
| Calcium, Total | 661 | | mg/kg | 9.71 | 3.40 | 2 | 11/11/21 06:40 | 11/16/21 19:57 | EPA 3050B | 1,6010D | GD |
| Chromium, Total | 12.6 | | mg/kg | 0.971 | 0.093 | 2 | 11/11/21 06:40 | 11/16/21 19:57 | EPA 3050B | 1,6010D | GD |
| Cobalt, Total | 3.15 | | mg/kg | 1.94 | 0.161 | 2 | 11/11/21 06:40 | 11/16/21 19:57 | EPA 3050B | 1,6010D | GD |
| Copper, Total | 3.16 | | mg/kg | 0.971 | 0.251 | 2 | 11/11/21 06:40 | 11/16/21 19:57 | EPA 3050B | 1,6010D | GD |
| Iron, Total | 10900 | | mg/kg | 4.86 | 0.877 | 2 | 11/11/21 06:40 | 11/16/21 19:57 | EPA 3050B | 1,6010D | GD |
| Lead, Total | 5.96 | | mg/kg | 4.86 | 0.260 | 2 | 11/11/21 06:40 | 11/16/21 19:57 | EPA 3050B | 1,6010D | GD |
| Magnesium, Total | 2040 | | mg/kg | 9.71 | 1.50 | 2 | 11/11/21 06:40 | 11/16/21 19:57 | EPA 3050B | 1,6010D | GD |
| Manganese, Total | 52.4 | | mg/kg | 0.971 | 0.154 | 2 | 11/11/21 06:40 | 11/16/21 19:57 | EPA 3050B | 1,6010D | GD |
| Mercury, Total | ND | | mg/kg | 0.078 | 0.051 | 1 | 11/11/21 10:10 | 11/13/21 17:31 | EPA 7471B | 1,7471B | NB |
| Nickel, Total | 6.70 | | mg/kg | 2.43 | 0.235 | 2 | 11/11/21 06:40 | 11/16/21 19:57 | EPA 3050B | 1,6010D | GD |
| Potassium, Total | 348 | | mg/kg | 243 | 14.0 | 2 | 11/11/21 06:40 | 11/16/21 19:57 | EPA 3050B | 1,6010D | GD |
| Selenium, Total | 0.291 | J | mg/kg | 1.94 | 0.251 | 2 | 11/11/21 06:40 | 11/16/21 19:57 | EPA 3050B | 1,6010D | GD |
| Silver, Total | ND | | mg/kg | 0.971 | 0.275 | 2 | 11/11/21 06:40 | 11/16/21 19:57 | EPA 3050B | 1,6010D | GD |
| Sodium, Total | 390 | | mg/kg | 194 | 3.06 | 2 | 11/11/21 06:40 | 11/16/21 19:57 | EPA 3050B | 1,6010D | GD |
| Thallium, Total | ND | | mg/kg | 1.94 | 0.306 | 2 | 11/11/21 06:40 | 11/16/21 19:57 | EPA 3050B | 1,6010D | GD |
| Vanadium, Total | 19.2 | | mg/kg | 0.971 | 0.197 | 2 | 11/11/21 06:40 | 11/16/21 19:57 | EPA 3050B | 1,6010D | GD |
| Zinc, Total | 18.3 | | mg/kg | 4.86 | 0.285 | 2 | 11/11/21 06:40 | 11/16/21 19:57 | EPA 3050B | 1,6010D | GD |

**Project Name:** 140 N MAIN ST
**Project Number:** 12166
**Lab Number:** L2160484
**Report Date:** 11/29/21

## SAMPLE RESULTS

Lab ID: L2160484-05
Client ID: SB-5 (8.5-9')
Sample Location: PORT CHESTER, NY
Date Collected: 11/03/21 13:20
Date Received: 11/03/21
Field Prep: Not Specified

Sample Depth:
Matrix: Soil
Percent Solids: 82%

| Parameter | Result | Qualifier | Units | RL | MDL | Dilution Factor | Date Prepared | Date Analyzed | Prep Method | Analytical Method | Analyst |
|---|---|---|---|---|---|---|---|---|---|---|---|
| **Total Metals - Mansfield Lab** | | | | | | | | | | | |
| Aluminum, Total | 11000 | | mg/kg | 9.45 | 2.55 | 2 | 11/11/21 06:40 | 11/16/21 20:01 | EPA 3050B | 1,6010D | GD |
| Antimony, Total | ND | | mg/kg | 4.72 | 0.359 | 2 | 11/11/21 06:40 | 11/16/21 20:01 | EPA 3050B | 1,6010D | GD |
| Arsenic, Total | 2.22 | | mg/kg | 0.945 | 0.196 | 2 | 11/11/21 06:40 | 11/16/21 20:01 | EPA 3050B | 1,6010D | GD |
| Barium, Total | 49.0 | | mg/kg | 0.945 | 0.164 | 2 | 11/11/21 06:40 | 11/16/21 20:01 | EPA 3050B | 1,6010D | GD |
| Beryllium, Total | 0.406 | J | mg/kg | 0.472 | 0.031 | 2 | 11/11/21 06:40 | 11/16/21 20:01 | EPA 3050B | 1,6010D | GD |
| Cadmium, Total | 0.472 | J | mg/kg | 0.945 | 0.093 | 2 | 11/11/21 06:40 | 11/16/21 20:01 | EPA 3050B | 1,6010D | GD |
| Calcium, Total | 976 | | mg/kg | 9.45 | 3.31 | 2 | 11/11/21 06:40 | 11/16/21 20:01 | EPA 3050B | 1,6010D | GD |
| Chromium, Total | 22.0 | | mg/kg | 0.945 | 0.091 | 2 | 11/11/21 06:40 | 11/16/21 20:01 | EPA 3050B | 1,6010D | GD |
| Cobalt, Total | 9.37 | | mg/kg | 1.89 | 0.157 | 2 | 11/11/21 06:40 | 11/16/21 20:01 | EPA 3050B | 1,6010D | GD |
| Copper, Total | 17.3 | | mg/kg | 0.945 | 0.244 | 2 | 11/11/21 06:40 | 11/16/21 20:01 | EPA 3050B | 1,6010D | GD |
| Iron, Total | 16200 | | mg/kg | 4.72 | 0.853 | 2 | 11/11/21 06:40 | 11/16/21 20:01 | EPA 3050B | 1,6010D | GD |
| Lead, Total | 4.73 | | mg/kg | 4.72 | 0.253 | 2 | 11/11/21 06:40 | 11/16/21 20:01 | EPA 3050B | 1,6010D | GD |
| Magnesium, Total | 4810 | | mg/kg | 9.45 | 1.45 | 2 | 11/11/21 06:40 | 11/16/21 20:01 | EPA 3050B | 1,6010D | GD |
| Manganese, Total | 254 | | mg/kg | 0.945 | 0.150 | 2 | 11/11/21 06:40 | 11/16/21 20:01 | EPA 3050B | 1,6010D | GD |
| Mercury, Total | ND | | mg/kg | 0.077 | 0.050 | 1 | 11/11/21 10:10 | 11/13/21 17:34 | EPA 7471B | 1,7471B | NB |
| Nickel, Total | 13.7 | | mg/kg | 2.36 | 0.229 | 2 | 11/11/21 06:40 | 11/16/21 20:01 | EPA 3050B | 1,6010D | GD |
| Potassium, Total | 2480 | | mg/kg | 236 | 13.6 | 2 | 11/11/21 06:40 | 11/16/21 20:01 | EPA 3050B | 1,6010D | GD |
| Selenium, Total | ND | | mg/kg | 1.89 | 0.244 | 2 | 11/11/21 06:40 | 11/16/21 20:01 | EPA 3050B | 1,6010D | GD |
| Silver, Total | ND | | mg/kg | 0.945 | 0.267 | 2 | 11/11/21 06:40 | 11/16/21 20:01 | EPA 3050B | 1,6010D | GD |
| Sodium, Total | 389 | | mg/kg | 189 | 2.98 | 2 | 11/11/21 06:40 | 11/16/21 20:01 | EPA 3050B | 1,6010D | GD |
| Thallium, Total | ND | | mg/kg | 1.89 | 0.298 | 2 | 11/11/21 06:40 | 11/16/21 20:01 | EPA 3050B | 1,6010D | GD |
| Vanadium, Total | 26.7 | | mg/kg | 0.945 | 0.192 | 2 | 11/11/21 06:40 | 11/16/21 20:01 | EPA 3050B | 1,6010D | GD |
| Zinc, Total | 52.0 | | mg/kg | 4.72 | 0.277 | 2 | 11/11/21 06:40 | 11/16/21 20:01 | EPA 3050B | 1,6010D | GD |

**Project Name:** 140 N MAIN ST
**Project Number:** 12166
**Lab Number:** L2160484
**Report Date:** 11/29/21

## SAMPLE RESULTS

Lab ID: L2160484-06
Client ID: TW-1
Sample Location: PORT CHESTER, NY
Sample Depth:
Matrix: Water

Date Collected: 11/03/21 12:20
Date Received: 11/03/21
Field Prep: Not Specified

| Parameter | Result | Qualifier | Units | RL | MDL | Dilution Factor | Date Prepared | Date Analyzed | Prep Method | Analytical Method | Analyst |
|---|---|---|---|---|---|---|---|---|---|---|---|
| **Total Metals - Mansfield Lab** | | | | | | | | | | | |
| Aluminum, Total | 117. | | mg/l | 0.0500 | 0.0164 | 5 | 11/15/21 10:09 | 11/15/21 18:02 | EPA 3005A | 1,6020B | PS |
| Antimony, Total | 0.00744 | J | mg/l | 0.02000 | 0.00214 | 5 | 11/15/21 10:09 | 11/15/21 18:02 | EPA 3005A | 1,6020B | PS |
| Arsenic, Total | 0.01316 | | mg/l | 0.00250 | 0.00082 | 5 | 11/15/21 10:09 | 11/15/21 18:02 | EPA 3005A | 1,6020B | PS |
| Barium, Total | 1.139 | | mg/l | 0.00250 | 0.00086 | 5 | 11/15/21 10:09 | 11/15/21 18:02 | EPA 3005A | 1,6020B | PS |
| Beryllium, Total | 0.00884 | | mg/l | 0.00250 | 0.00053 | 5 | 11/15/21 10:09 | 11/15/21 18:02 | EPA 3005A | 1,6020B | PS |
| Cadmium, Total | 0.00197 | | mg/l | 0.00100 | 0.00029 | 5 | 11/15/21 10:09 | 11/15/21 18:02 | EPA 3005A | 1,6020B | PS |
| Calcium, Total | 175. | | mg/l | 0.500 | 0.197 | 5 | 11/15/21 10:09 | 11/15/21 18:02 | EPA 3005A | 1,6020B | PS |
| Chromium, Total | 0.2356 | | mg/l | 0.00500 | 0.00089 | 5 | 11/15/21 10:09 | 11/15/21 18:02 | EPA 3005A | 1,6020B | PS |
| Cobalt, Total | 0.1299 | | mg/l | 0.00250 | 0.00081 | 5 | 11/15/21 10:09 | 11/15/21 18:02 | EPA 3005A | 1,6020B | PS |
| Copper, Total | 0.1465 | | mg/l | 0.00500 | 0.00192 | 5 | 11/15/21 10:09 | 11/15/21 18:02 | EPA 3005A | 1,6020B | PS |
| Iron, Total | 138. | | mg/l | 0.250 | 0.0955 | 5 | 11/15/21 10:09 | 11/15/21 18:02 | EPA 3005A | 1,6020B | PS |
| Lead, Total | 0.1230 | | mg/l | 0.00500 | 0.00171 | 5 | 11/15/21 10:09 | 11/15/21 18:02 | EPA 3005A | 1,6020B | PS |
| Magnesium, Total | 33.2 | | mg/l | 0.350 | 0.121 | 5 | 11/15/21 10:09 | 11/15/21 18:02 | EPA 3005A | 1,6020B | PS |
| Manganese, Total | 3.824 | | mg/l | 0.00500 | 0.00220 | 5 | 11/15/21 10:09 | 11/15/21 18:02 | EPA 3005A | 1,6020B | PS |
| Mercury, Total | ND | | mg/l | 0.00020 | 0.00009 | 1 | 11/15/21 11:33 | 11/15/21 14:17 | EPA 7470A | 1,7470A | AC |
| Nickel, Total | 0.2349 | | mg/l | 0.01000 | 0.00278 | 5 | 11/15/21 10:09 | 11/15/21 18:02 | EPA 3005A | 1,6020B | PS |
| Potassium, Total | 16.8 | | mg/l | 0.500 | 0.154 | 5 | 11/15/21 10:09 | 11/15/21 18:02 | EPA 3005A | 1,6020B | PS |
| Selenium, Total | 0.0277 | | mg/l | 0.0250 | 0.00865 | 5 | 11/15/21 10:09 | 11/15/21 18:02 | EPA 3005A | 1,6020B | PS |
| Silver, Total | ND | | mg/l | 0.00200 | 0.00081 | 5 | 11/15/21 10:09 | 11/15/21 18:02 | EPA 3005A | 1,6020B | PS |
| Sodium, Total | 43.8 | | mg/l | 0.500 | 0.146 | 5 | 11/15/21 10:09 | 11/15/21 18:02 | EPA 3005A | 1,6020B | PS |
| Thallium, Total | 0.00247 | J | mg/l | 0.00500 | 0.00071 | 5 | 11/15/21 10:09 | 11/15/21 18:02 | EPA 3005A | 1,6020B | PS |
| Vanadium, Total | 0.2578 | | mg/l | 0.02500 | 0.00785 | 5 | 11/15/21 10:09 | 11/15/21 18:02 | EPA 3005A | 1,6020B | PS |
| Zinc, Total | 1.125 | | mg/l | 0.05000 | 0.01705 | 5 | 11/15/21 10:09 | 11/15/21 18:02 | EPA 3005A | 1,6020B | PS |

**Project Name:** 140 N MAIN ST
**Project Number:** 12166
**Lab Number:** L2160484
**Report Date:** 11/29/21

## SAMPLE RESULTS

Lab ID: L2160484-07
Client ID: TW-3
Sample Location: PORT CHESTER, NY
Date Collected: 11/03/21 14:00
Date Received: 11/03/21
Field Prep: Not Specified

Sample Depth:
Matrix: Water

| Parameter | Result | Qualifier | Units | RL | MDL | Dilution Factor | Date Prepared | Date Analyzed | Prep Method | Analytical Method | Analyst |
|---|---|---|---|---|---|---|---|---|---|---|---|
| **Total Metals - Mansfield Lab** | | | | | | | | | | | |
| Aluminum, Total | 54.4 | | mg/l | 0.0100 | 0.00327 | 1 | 11/15/21 10:09 | 11/15/21 19:13 | EPA 3005A | 1,6020B | PS |
| Antimony, Total | ND | | mg/l | 0.00400 | 0.00042 | 1 | 11/15/21 10:09 | 11/15/21 19:13 | EPA 3005A | 1,6020B | PS |
| Arsenic, Total | 0.00903 | | mg/l | 0.00050 | 0.00016 | 1 | 11/15/21 10:09 | 11/15/21 19:13 | EPA 3005A | 1,6020B | PS |
| Barium, Total | 1.693 | | mg/l | 0.00050 | 0.00017 | 1 | 11/15/21 10:09 | 11/15/21 19:13 | EPA 3005A | 1,6020B | PS |
| Beryllium, Total | 0.00572 | | mg/l | 0.00050 | 0.00010 | 1 | 11/15/21 10:09 | 11/15/21 19:13 | EPA 3005A | 1,6020B | PS |
| Cadmium, Total | 0.00098 | | mg/l | 0.00020 | 0.00005 | 1 | 11/15/21 10:09 | 11/15/21 19:13 | EPA 3005A | 1,6020B | PS |
| Calcium, Total | 166. | | mg/l | 0.100 | 0.0394 | 1 | 11/15/21 10:09 | 11/15/21 19:13 | EPA 3005A | 1,6020B | PS |
| Chromium, Total | 0.1607 | | mg/l | 0.00100 | 0.00017 | 1 | 11/15/21 10:09 | 11/15/21 19:13 | EPA 3005A | 1,6020B | PS |
| Cobalt, Total | 0.07448 | | mg/l | 0.00050 | 0.00016 | 1 | 11/15/21 10:09 | 11/15/21 19:13 | EPA 3005A | 1,6020B | PS |
| Copper, Total | 0.1752 | | mg/l | 0.00100 | 0.00038 | 1 | 11/15/21 10:09 | 11/15/21 19:13 | EPA 3005A | 1,6020B | PS |
| Iron, Total | 46.1 | | mg/l | 0.0500 | 0.0191 | 1 | 11/15/21 10:09 | 11/15/21 19:13 | EPA 3005A | 1,6020B | PS |
| Lead, Total | 0.4363 | | mg/l | 0.00100 | 0.00034 | 1 | 11/15/21 10:09 | 11/15/21 19:13 | EPA 3005A | 1,6020B | PS |
| Magnesium, Total | 41.0 | | mg/l | 0.0700 | 0.0242 | 1 | 11/15/21 10:09 | 11/15/21 19:13 | EPA 3005A | 1,6020B | PS |
| Manganese, Total | 8.448 | | mg/l | 0.00100 | 0.00044 | 1 | 11/15/21 10:09 | 11/15/21 19:13 | EPA 3005A | 1,6020B | PS |
| Mercury, Total | ND | | mg/l | 0.00020 | 0.00009 | 1 | 11/15/21 11:33 | 11/15/21 14:30 | EPA 7470A | 1,7470A | AC |
| Nickel, Total | 0.07022 | | mg/l | 0.00200 | 0.00055 | 1 | 11/15/21 10:09 | 11/15/21 19:13 | EPA 3005A | 1,6020B | PS |
| Potassium, Total | 16.0 | | mg/l | 0.100 | 0.0309 | 1 | 11/15/21 10:09 | 11/15/21 19:13 | EPA 3005A | 1,6020B | PS |
| Selenium, Total | 0.0171 | | mg/l | 0.00500 | 0.00173 | 1 | 11/15/21 10:09 | 11/15/21 19:13 | EPA 3005A | 1,6020B | PS |
| Silver, Total | 0.00033 | J | mg/l | 0.00040 | 0.00016 | 1 | 11/15/21 10:09 | 11/15/21 19:13 | EPA 3005A | 1,6020B | PS |
| Sodium, Total | 292. | | mg/l | 0.100 | 0.0293 | 1 | 11/15/21 10:09 | 11/15/21 19:13 | EPA 3005A | 1,6020B | PS |
| Thallium, Total | 0.00032 | J | mg/l | 0.00100 | 0.00014 | 1 | 11/15/21 10:09 | 11/15/21 19:13 | EPA 3005A | 1,6020B | PS |
| Vanadium, Total | 0.07591 | | mg/l | 0.00500 | 0.00157 | 1 | 11/15/21 10:09 | 11/15/21 19:13 | EPA 3005A | 1,6020B | PS |
| Zinc, Total | 0.2127 | | mg/l | 0.01000 | 0.00341 | 1 | 11/15/21 10:09 | 11/15/21 19:13 | EPA 3005A | 1,6020B | PS |

**Project Name:** 140 N MAIN ST **Lab Number:** L2160484

**Project Number:** 12166 **Report Date:** 11/29/21

# Method Blank Analysis
# Batch Quality Control

| Parameter | Result | Qualifier | Units | RL | MDL | Dilution Factor | Date Prepared | Date Analyzed | Analytical Method | Analyst |
|---|---|---|---|---|---|---|---|---|---|---|
| Total Metals - Mansfield Lab for sample(s): 01-05 Batch: WG1569632-1 | | | | | | | | | | |
| Aluminum, Total | ND | | mg/kg | 4.00 | 1.08 | 1 | 11/11/21 06:40 | 11/16/21 18:43 | 1,6010D | GD |
| Antimony, Total | ND | | mg/kg | 2.00 | 0.152 | 1 | 11/11/21 06:40 | 11/16/21 18:43 | 1,6010D | GD |
| Arsenic, Total | ND | | mg/kg | 0.400 | 0.083 | 1 | 11/11/21 06:40 | 11/16/21 18:43 | 1,6010D | GD |
| Barium, Total | ND | | mg/kg | 0.400 | 0.070 | 1 | 11/11/21 06:40 | 11/16/21 18:43 | 1,6010D | GD |
| Beryllium, Total | ND | | mg/kg | 0.200 | 0.013 | 1 | 11/11/21 06:40 | 11/16/21 18:43 | 1,6010D | GD |
| Cadmium, Total | ND | | mg/kg | 0.400 | 0.039 | 1 | 11/11/21 06:40 | 11/16/21 18:43 | 1,6010D | GD |
| Calcium, Total | ND | | mg/kg | 4.00 | 1.40 | 1 | 11/11/21 06:40 | 11/16/21 18:43 | 1,6010D | GD |
| Chromium, Total | ND | | mg/kg | 0.400 | 0.038 | 1 | 11/11/21 06:40 | 11/16/21 18:43 | 1,6010D | GD |
| Cobalt, Total | ND | | mg/kg | 0.800 | 0.066 | 1 | 11/11/21 06:40 | 11/16/21 18:43 | 1,6010D | GD |
| Copper, Total | ND | | mg/kg | 0.400 | 0.103 | 1 | 11/11/21 06:40 | 11/16/21 18:43 | 1,6010D | GD |
| Iron, Total | 0.564 | J | mg/kg | 2.00 | 0.361 | 1 | 11/11/21 06:40 | 11/16/21 18:43 | 1,6010D | GD |
| Lead, Total | ND | | mg/kg | 2.00 | 0.107 | 1 | 11/11/21 06:40 | 11/16/21 18:43 | 1,6010D | GD |
| Magnesium, Total | ND | | mg/kg | 4.00 | 0.616 | 1 | 11/11/21 06:40 | 11/16/21 18:43 | 1,6010D | GD |
| Manganese, Total | ND | | mg/kg | 0.400 | 0.064 | 1 | 11/11/21 06:40 | 11/16/21 18:43 | 1,6010D | GD |
| Nickel, Total | ND | | mg/kg | 1.00 | 0.097 | 1 | 11/11/21 06:40 | 11/16/21 18:43 | 1,6010D | GD |
| Potassium, Total | ND | | mg/kg | 100 | 5.76 | 1 | 11/11/21 06:40 | 11/16/21 18:43 | 1,6010D | GD |
| Selenium, Total | ND | | mg/kg | 0.800 | 0.103 | 1 | 11/11/21 06:40 | 11/16/21 18:43 | 1,6010D | GD |
| Silver, Total | ND | | mg/kg | 0.400 | 0.113 | 1 | 11/11/21 06:40 | 11/16/21 18:43 | 1,6010D | GD |
| Sodium, Total | ND | | mg/kg | 80.0 | 1.26 | 1 | 11/11/21 06:40 | 11/16/21 18:43 | 1,6010D | GD |
| Thallium, Total | ND | | mg/kg | 0.800 | 0.126 | 1 | 11/11/21 06:40 | 11/16/21 18:43 | 1,6010D | GD |
| Vanadium, Total | ND | | mg/kg | 0.400 | 0.081 | 1 | 11/11/21 06:40 | 11/16/21 18:43 | 1,6010D | GD |
| Zinc, Total | ND | | mg/kg | 2.00 | 0.117 | 1 | 11/11/21 06:40 | 11/16/21 18:43 | 1,6010D | GD |

**Prep Information**

Digestion Method: EPA 3050B

| Parameter | Result | Qualifier | Units | RL | MDL | Dilution Factor | Date Prepared | Date Analyzed | Analytical Method | Analyst |
|---|---|---|---|---|---|---|---|---|---|---|
| Total Metals - Mansfield Lab for sample(s): 01-05 Batch: WG1569635-1 | | | | | | | | | | |
| Mercury, Total | ND | | mg/kg | 0.083 | 0.054 | 1 | 11/11/21 10:10 | 11/13/21 16:44 | 1,7471B | NB |

**Project Name:** 140 N MAIN ST **Lab Number:** L2160484

**Project Number:** 12166 **Report Date:** 11/29/21

# Method Blank Analysis
# Batch Quality Control

**Prep Information**

Digestion Method: EPA 7471B

| Parameter | Result | Qualifier | Units | RL | MDL | Dilution Factor | Date Prepared | Date Analyzed | Analytical Method | Analyst |
|---|---|---|---|---|---|---|---|---|---|---|
| Total Metals - Mansfield Lab for sample(s): 06-07 Batch: WG1570208-1 | | | | | | | | | | |
| Aluminum, Total | ND | | mg/l | 0.0100 | 0.00327 | 1 | 11/15/21 10:09 | 11/15/21 16:48 | 1,6020B | PS |
| Antimony, Total | ND | | mg/l | 0.00400 | 0.00042 | 1 | 11/15/21 10:09 | 11/15/21 16:48 | 1,6020B | PS |
| Arsenic, Total | ND | | mg/l | 0.00050 | 0.00016 | 1 | 11/15/21 10:09 | 11/15/21 16:48 | 1,6020B | PS |
| Barium, Total | ND | | mg/l | 0.00050 | 0.00017 | 1 | 11/15/21 10:09 | 11/15/21 16:48 | 1,6020B | PS |
| Beryllium, Total | ND | | mg/l | 0.00050 | 0.00010 | 1 | 11/15/21 10:09 | 11/15/21 16:48 | 1,6020B | PS |
| Cadmium, Total | ND | | mg/l | 0.00020 | 0.00005 | 1 | 11/15/21 10:09 | 11/15/21 16:48 | 1,6020B | PS |
| Calcium, Total | ND | | mg/l | 0.100 | 0.0394 | 1 | 11/15/21 10:09 | 11/15/21 16:48 | 1,6020B | PS |
| Chromium, Total | ND | | mg/l | 0.00100 | 0.00017 | 1 | 11/15/21 10:09 | 11/15/21 16:48 | 1,6020B | PS |
| Cobalt, Total | ND | | mg/l | 0.00050 | 0.00016 | 1 | 11/15/21 10:09 | 11/15/21 16:48 | 1,6020B | PS |
| Copper, Total | ND | | mg/l | 0.00100 | 0.00038 | 1 | 11/15/21 10:09 | 11/15/21 16:48 | 1,6020B | PS |
| Iron, Total | ND | | mg/l | 0.0500 | 0.0191 | 1 | 11/15/21 10:09 | 11/15/21 16:48 | 1,6020B | PS |
| Lead, Total | ND | | mg/l | 0.00100 | 0.00034 | 1 | 11/15/21 10:09 | 11/15/21 16:48 | 1,6020B | PS |
| Magnesium, Total | ND | | mg/l | 0.0700 | 0.0242 | 1 | 11/15/21 10:09 | 11/15/21 16:48 | 1,6020B | PS |
| Manganese, Total | ND | | mg/l | 0.00100 | 0.00044 | 1 | 11/15/21 10:09 | 11/15/21 16:48 | 1,6020B | PS |
| Nickel, Total | ND | | mg/l | 0.00200 | 0.00055 | 1 | 11/15/21 10:09 | 11/15/21 16:48 | 1,6020B | PS |
| Potassium, Total | ND | | mg/l | 0.100 | 0.0309 | 1 | 11/15/21 10:09 | 11/15/21 16:48 | 1,6020B | PS |
| Selenium, Total | ND | | mg/l | 0.00500 | 0.00173 | 1 | 11/15/21 10:09 | 11/15/21 16:48 | 1,6020B | PS |
| Silver, Total | ND | | mg/l | 0.00040 | 0.00016 | 1 | 11/15/21 10:09 | 11/15/21 16:48 | 1,6020B | PS |
| Sodium, Total | ND | | mg/l | 0.100 | 0.0293 | 1 | 11/15/21 10:09 | 11/15/21 16:48 | 1,6020B | PS |
| Thallium, Total | ND | | mg/l | 0.00100 | 0.00014 | 1 | 11/15/21 10:09 | 11/15/21 16:48 | 1,6020B | PS |
| Vanadium, Total | ND | | mg/l | 0.00500 | 0.00157 | 1 | 11/15/21 10:09 | 11/15/21 16:48 | 1,6020B | PS |
| Zinc, Total | ND | | mg/l | 0.01000 | 0.00341 | 1 | 11/15/21 10:09 | 11/15/21 16:48 | 1,6020B | PS |

**Prep Information**

Digestion Method: EPA 3005A

**Project Name:** 140 N MAIN ST
**Project Number:** 12166
**Lab Number:** L2160484
**Report Date:** 11/29/21

# Method Blank Analysis
# Batch Quality Control

| Parameter | Result | Qualifier | Units | RL | MDL | Dilution Factor | Date Prepared | Date Analyzed | Analytical Method | Analyst |
|---|---|---|---|---|---|---|---|---|---|---|
| Total Metals - Mansfield Lab for sample(s): 06-07 Batch: WG1570210-1 | | | | | | | | | | |
| Mercury, Total | ND | | mg/l | 0.00020 | 0.00009 | 1 | 11/15/21 11:33 | 11/15/21 14:03 | 1,7470A | AC |

**Prep Information**

Digestion Method: EPA 7470A

# Lab Control Sample Analysis
## Batch Quality Control

**Project Name:** 140 N MAIN ST
**Project Number:** 12166

**Lab Number:** L2160484
**Report Date:** 11/29/21

| Parameter | LCS %Recovery | Qual | LCSD %Recovery | Qual | %Recovery Limits | RPD | Qual | RPD Limits |
|---|---|---|---|---|---|---|---|---|
| Total Metals - Mansfield Lab Associated sample(s): 01-05 Batch: WG1569632-2 SRM Lot Number: D109-540 | | | | | | | | |
| Aluminum, Total | 71 | | - | | 50-150 | - | | |
| Antimony, Total | 122 | | - | | 19-250 | - | | |
| Arsenic, Total | 99 | | - | | 70-130 | - | | |
| Barium, Total | 87 | | - | | 75-125 | - | | |
| Beryllium, Total | 90 | | - | | 75-125 | - | | |
| Cadmium, Total | 97 | | - | | 75-125 | - | | |
| Calcium, Total | 87 | | - | | 73-128 | - | | |
| Chromium, Total | 94 | | - | | 70-130 | - | | |
| Cobalt, Total | 98 | | - | | 75-125 | - | | |
| Copper, Total | 91 | | - | | 75-125 | - | | |
| Iron, Total | 102 | | - | | 35-165 | - | | |
| Lead, Total | 95 | | - | | 72-128 | - | | |
| Magnesium, Total | 88 | | - | | 62-138 | - | | |
| Manganese, Total | 86 | | - | | 74-126 | - | | |
| Nickel, Total | 97 | | - | | 70-130 | - | | |
| Potassium, Total | 84 | | - | | 59-141 | - | | |
| Selenium, Total | 98 | | - | | 68-132 | - | | |
| Silver, Total | 92 | | - | | 68-131 | - | | |
| Sodium, Total | 89 | | - | | 35-165 | - | | |
| Thallium, Total | 96 | | - | | 68-131 | - | | |
| Vanadium, Total | 99 | | - | | 59-141 | - | | |

# Lab Control Sample Analysis
## Batch Quality Control

**Project Name:** 140 N MAIN ST
**Project Number:** 12166

**Lab Number:** L2160484
**Report Date:** 11/29/21

| Parameter | LCS %Recovery | LCSD %Recovery | %Recovery Limits | RPD | RPD Limits |
|---|---|---|---|---|---|
| Total Metals - Mansfield Lab Associated sample(s): 01-05 Batch: WG1569632-2 SRM Lot Number: D109-540 | | | | | |
| Zinc, Total | 97 | - | 70-130 | - | |
| Total Metals - Mansfield Lab Associated sample(s): 01-05 Batch: WG1569635-2 SRM Lot Number: D109-540 | | | | | |
| Mercury, Total | 111 | - | 60-140 | - | |

# Lab Control Sample Analysis
## Batch Quality Control

**Project Name:** 140 N MAIN ST
**Project Number:** 12166

**Lab Number:** L2160484
**Report Date:** 11/29/21

| Parameter | LCS %Recovery | LCSD %Recovery | %Recovery Limits | RPD | RPD Limits |
|---|---|---|---|---|---|
| Total Metals - Mansfield Lab Associated sample(s): 06-07 Batch: WG1570208-2 | | | | | |
| Aluminum, Total | 93 | - | 80-120 | - | |
| Antimony, Total | 83 | - | 80-120 | - | |
| Arsenic, Total | 99 | - | 80-120 | - | |
| Barium, Total | 97 | - | 80-120 | - | |
| Beryllium, Total | 96 | - | 80-120 | - | |
| Cadmium, Total | 97 | - | 80-120 | - | |
| Calcium, Total | 93 | - | 80-120 | - | |
| Chromium, Total | 93 | - | 80-120 | - | |
| Cobalt, Total | 93 | - | 80-120 | - | |
| Copper, Total | 100 | - | 80-120 | - | |
| Iron, Total | 90 | - | 80-120 | - | |
| Lead, Total | 96 | - | 80-120 | - | |
| Magnesium, Total | 101 | - | 80-120 | - | |
| Manganese, Total | 97 | - | 80-120 | - | |
| Nickel, Total | 94 | - | 80-120 | - | |
| Potassium, Total | 97 | - | 80-120 | - | |
| Selenium, Total | 100 | - | 80-120 | - | |
| Silver, Total | 100 | - | 80-120 | - | |
| Sodium, Total | 98 | - | 80-120 | - | |
| Thallium, Total | 100 | - | 80-120 | - | |
| Vanadium, Total | 94 | - | 80-120 | - | |

# Lab Control Sample Analysis
## Batch Quality Control

**Project Name:** 140 N MAIN ST
**Project Number:** 12166

**Lab Number:** L2160484
**Report Date:** 11/29/21

| Parameter | LCS %Recovery | LCSD %Recovery | %Recovery Limits | RPD | RPD Limits |
|---|---|---|---|---|---|
| Total Metals - Mansfield Lab Associated sample(s): 06-07 Batch: WG1570208-2 | | | | | |
| Zinc, Total | 94 | - | 80-120 | - | |
| Total Metals - Mansfield Lab Associated sample(s): 06-07 Batch: WG1570210-2 | | | | | |
| Mercury, Total | 99 | - | 80-120 | - | |

# Matrix Spike Analysis
## Batch Quality Control

**Project Name:** 140 N MAIN ST
**Project Number:** 12166
**Lab Number:** L2160484
**Report Date:** 11/29/21

| Parameter | Native Sample | MS Added | MS Found | MS %Recovery | Qual | MSD Found | MSD %Recovery | Qual | Recovery Limits | RPD | Qual | RPD Limits |
|---|---|---|---|---|---|---|---|---|---|---|---|---|
| Total Metals - Mansfield Lab Associated sample(s): 01-05 QC Batch ID: WG1569632-3 QC Sample: L2160459-01 Client ID: MS Sample | | | | | | | | | | | | |
| Aluminum, Total | 14200 | 176 | 15500 | **738** | Q | - | - | | 75-125 | - | | 20 |
| Antimony, Total | 0.928J | 44 | 14.1 | **32** | Q | - | - | | 75-125 | - | | 20 |
| Arsenic, Total | 11.2 | 10.6 | 19.1 | 75 | | - | - | | 75-125 | - | | 20 |
| Barium, Total | 56.2 | 176 | 212 | 88 | | - | - | | 75-125 | - | | 20 |
| Beryllium, Total | 0.685 | 4.4 | 4.25 | 81 | | - | - | | 75-125 | - | | 20 |
| Cadmium, Total | 0.793J | 4.67 | 4.29 | 92 | | - | - | | 75-125 | - | | 20 |
| Calcium, Total | 871 | 881 | 1800 | 105 | | - | - | | 75-125 | - | | 20 |
| Chromium, Total | 21.5 | 17.6 | 35.8 | 81 | | - | - | | 75-125 | - | | 20 |
| Cobalt, Total | 13.5 | 44 | 41.2 | **63** | Q | - | - | | 75-125 | - | | 20 |
| Copper, Total | 32.5 | 22 | 47.4 | **68** | Q | - | - | | 75-125 | - | | 20 |
| Iron, Total | 31200 | 88.1 | 28600 | **0** | Q | - | - | | 75-125 | - | | 20 |
| Lead, Total | 14.9 | 46.7 | 45.8 | **66** | Q | - | - | | 75-125 | - | | 20 |
| Magnesium, Total | 5640 | 881 | 5730 | **10** | Q | - | - | | 75-125 | - | | 20 |
| Manganese, Total | 682 | 44 | 570 | **0** | Q | - | - | | 75-125 | - | | 20 |
| Nickel, Total | 24.4 | 44 | 53.0 | **65** | Q | - | - | | 75-125 | - | | 20 |
| Potassium, Total | 472 | 881 | 1300 | 94 | | - | - | | 75-125 | - | | 20 |
| Selenium, Total | 0.478J | 10.6 | 8.48 | 80 | | - | - | | 75-125 | - | | 20 |
| Silver, Total | ND | 26.4 | 21.9 | 83 | | - | - | | 75-125 | - | | 20 |
| Sodium, Total | 69.4J | 881 | 835 | 95 | | - | - | | 75-125 | - | | 20 |
| Thallium, Total | 0.955J | 10.6 | 8.56 | 81 | | - | - | | 75-125 | - | | 20 |
| Vanadium, Total | 22.2 | 44 | 58.3 | 82 | | - | - | | 75-125 | - | | 20 |

# Matrix Spike Analysis
## Batch Quality Control

**Project Name:** 140 N MAIN ST
**Project Number:** 12166

**Lab Number:** L2160484
**Report Date:** 11/29/21

| Parameter | Native Sample | MS Added | MS Found | MS %Recovery | | MSD Found | MSD %Recovery | Recovery Limits | RPD | RPD Limits |
|---|---|---|---|---|---|---|---|---|---|---|
| Total Metals - Mansfield Lab Associated sample(s): 01-05 QC Batch ID: WG1569632-3 QC Sample: L2160459-01 Client ID: MS Sample | | | | | | | | | | |
| Zinc, Total | 64.7 | 44 | 86.3 | **49** | Q | - | - | 75-125 | - | 20 |
| Total Metals - Mansfield Lab Associated sample(s): 01-05 QC Batch ID: WG1569635-3 QC Sample: L2160459-01 Client ID: MS Sample | | | | | | | | | | |
| Mercury, Total | 0.049J | 0.147 | 0.198 | **135** | Q | - | - | 80-120 | - | 20 |

# Matrix Spike Analysis
## Batch Quality Control

**Project Name:** 140 N MAIN ST
**Project Number:** 12166
**Lab Number:** L2160484
**Report Date:** 11/29/21

| Parameter | Native Sample | MS Added | MS Found | MS %Recovery | MSD Found | MSD %Recovery | Recovery Limits | RPD | RPD Limits |
|---|---|---|---|---|---|---|---|---|---|
| Total Metals - Mansfield Lab Associated sample(s): 06-07 QC Batch ID: WG1570208-3 QC Sample: L2160005-03 Client ID: MS Sample | | | | | | | | | |
| Aluminum, Total | ND | 2 | 1.94 | 97 | - | - | 75-125 | - | 20 |
| Antimony, Total | ND | 0.5 | 0.3941 | 79 | - | - | 75-125 | - | 20 |
| Arsenic, Total | 0.00020J | 0.12 | 0.1226 | 102 | - | - | 75-125 | - | 20 |
| Barium, Total | 0.00043J | 2 | 1.956 | 98 | - | - | 75-125 | - | 20 |
| Beryllium, Total | ND | 0.05 | 0.04693 | 94 | - | - | 75-125 | - | 20 |
| Cadmium, Total | ND | 0.053 | 0.05285 | 100 | - | - | 75-125 | - | 20 |
| Calcium, Total | 0.0761J | 10 | 9.57 | 96 | - | - | 75-125 | - | 20 |
| Chromium, Total | ND | 0.2 | 0.1910 | 96 | - | - | 75-125 | - | 20 |
| Cobalt, Total | ND | 0.5 | 0.4734 | 95 | - | - | 75-125 | - | 20 |
| Copper, Total | 0.00050J | 0.25 | 0.2484 | 99 | - | - | 75-125 | - | 20 |
| Iron, Total | ND | 1 | 0.986 | 99 | - | - | 75-125 | - | 20 |
| Lead, Total | 0.00034J | 0.53 | 0.5197 | 98 | - | - | 75-125 | - | 20 |
| Magnesium, Total | ND | 10 | 10.6 | 106 | - | - | 75-125 | - | 20 |
| Manganese, Total | ND | 0.5 | 0.4880 | 98 | - | - | 75-125 | - | 20 |
| Nickel, Total | ND | 0.5 | 0.4721 | 94 | - | - | 75-125 | - | 20 |
| Potassium, Total | ND | 10 | 9.92 | 99 | - | - | 75-125 | - | 20 |
| Selenium, Total | ND | 0.12 | 0.117 | 98 | - | - | 75-125 | - | 20 |
| Silver, Total | ND | 0.05 | 0.05049 | 101 | - | - | 75-125 | - | 20 |
| Sodium, Total | 0.165 | 10 | 10.5 | 103 | - | - | 75-125 | - | 20 |
| Thallium, Total | ND | 0.12 | 0.1221 | 102 | - | - | 75-125 | - | 20 |
| Vanadium, Total | ND | 0.5 | 0.4705 | 94 | - | - | 75-125 | - | 20 |

# Matrix Spike Analysis
## Batch Quality Control

**Project Name:** 140 N MAIN ST
**Project Number:** 12166
**Lab Number:** L2160484
**Report Date:** 11/29/21

| Parameter | Native Sample | MS Added | MS Found | MS %Recovery | MSD Found | MSD %Recovery | Recovery Limits | RPD | RPD Limits |
|---|---|---|---|---|---|---|---|---|---|
| Total Metals - Mansfield Lab Associated sample(s): 06-07 QC Batch ID: WG1570208-3 QC Sample: L2160005-03 Client ID: MS Sample | | | | | | | | | |
| Zinc, Total | ND | 0.5 | 0.4762 | 95 | - | - | 75-125 | - | 20 |
| Total Metals - Mansfield Lab Associated sample(s): 06-07 QC Batch ID: WG1570210-3 QC Sample: L2160484-06 Client ID: TW-1 | | | | | | | | | |
| Mercury, Total | ND | 0.005 | 0.00449 | 90 | - | - | 75-125 | - | 20 |

# Lab Duplicate Analysis
***Batch Quality Control***

**Project Name:** 140 N MAIN ST
**Project Number:** 12166

***Lab Number:*** L2160484
***Report Date:*** 11/29/21

| Parameter | Native Sample | Duplicate Sample | Units | RPD | Qual | RPD Limits |
|---|---|---|---|---|---|---|
| Total Metals - Mansfield Lab Associated sample(s): 01-05 QC Batch ID: WG1569632-4 QC Sample: L2160459-01 Client ID: DUP Sample | | | | | | |
| Aluminum, Total | 14200 | 14400 | mg/kg | 1 | | 20 |
| Antimony, Total | 0.928J | 0.957J | mg/kg | NC | | 20 |
| Arsenic, Total | 11.2 | 12.5 | mg/kg | 11 | | 20 |
| Barium, Total | 56.2 | 60.7 | mg/kg | 8 | | 20 |
| Beryllium, Total | 0.685 | 0.714 | mg/kg | 4 | | 20 |
| Cadmium, Total | 0.793J | 0.795J | mg/kg | NC | | 20 |
| Calcium, Total | 871 | 907 | mg/kg | 4 | | 20 |
| Chromium, Total | 21.5 | 22.4 | mg/kg | 4 | | 20 |
| Cobalt, Total | 13.5 | 13.3 | mg/kg | 1 | | 20 |
| Copper, Total | 32.5 | 34.3 | mg/kg | 5 | | 20 |
| Iron, Total | 31200 | 31500 | mg/kg | 1 | | 20 |
| Lead, Total | 14.9 | 15.5 | mg/kg | 4 | | 20 |
| Magnesium, Total | 5640 | 5510 | mg/kg | 2 | | 20 |
| Manganese, Total | 682 | 786 | mg/kg | 14 | | 20 |
| Nickel, Total | 24.4 | 23.2 | mg/kg | 5 | | 20 |
| Potassium, Total | 472 | 505 | mg/kg | 7 | | 20 |
| Selenium, Total | 0.478J | 0.623J | mg/kg | NC | | 20 |
| Silver, Total | ND | ND | mg/kg | NC | | 20 |
| Sodium, Total | 69.4J | 75.5J | mg/kg | NC | | 20 |

# Lab Duplicate Analysis

***Batch Quality Control***

**Project Name:** 140 N MAIN ST

**Project Number:** 12166

***Lab Number:*** L2160484

***Report Date:*** 11/29/21

| Parameter | Native Sample | Duplicate Sample | Units | RPD | | RPD Limits |
|---|---|---|---|---|---|---|
| Total Metals - Mansfield Lab Associated sample(s): 01-05 QC Batch ID: WG1569632-4 QC Sample: L2160459-01 Client ID: DUP Sample | | | | | | |
| Thallium, Total | 0.955J | 1.05J | mg/kg | NC | | 20 |
| Vanadium, Total | 22.2 | 22.1 | mg/kg | 0 | | 20 |
| Zinc, Total | 64.7 | 51.1 | mg/kg | **23** | Q | 20 |
| Total Metals - Mansfield Lab Associated sample(s): 01-05 QC Batch ID: WG1569635-4 QC Sample: L2160459-01 Client ID: DUP Sample | | | | | | |
| Mercury, Total | 0.049J | ND | mg/kg | NC | | 20 |

# Lab Duplicate Analysis

***Batch Quality Control***

**Project Name:** 140 N MAIN ST

**Project Number:** 12166

***Lab Number:*** L2160484

***Report Date:*** 11/29/21

| Parameter | Native Sample | Duplicate Sample | Units | RPD | RPD Limits |
|---|---|---|---|---|---|
| Total Metals - Mansfield Lab Associated sample(s): 06-07 QC Batch ID: WG1570208-4 QC Sample: L2160005-03 Client ID: DUP Sample | | | | | |
| Aluminum, Total | ND | ND | mg/l | NC | 20 |
| Antimony, Total | ND | ND | mg/l | NC | 20 |
| Arsenic, Total | 0.00020J | 0.00021J | mg/l | NC | 20 |
| Barium, Total | 0.00043J | 0.00038J | mg/l | NC | 20 |
| Beryllium, Total | ND | ND | mg/l | NC | 20 |
| Cadmium, Total | ND | ND | mg/l | NC | 20 |
| Calcium, Total | 0.0761J | ND | mg/l | NC | 20 |
| Chromium, Total | ND | ND | mg/l | NC | 20 |
| Cobalt, Total | ND | ND | mg/l | NC | 20 |
| Copper, Total | 0.00050J | ND | mg/l | NC | 20 |
| Iron, Total | ND | ND | mg/l | NC | 20 |
| Lead, Total | 0.00034J | ND | mg/l | NC | 20 |
| Magnesium, Total | ND | ND | mg/l | NC | 20 |
| Manganese, Total | ND | ND | mg/l | NC | 20 |
| Nickel, Total | ND | ND | mg/l | NC | 20 |
| Potassium, Total | ND | ND | mg/l | NC | 20 |
| Selenium, Total | ND | ND | mg/l | NC | 20 |
| Silver, Total | ND | ND | mg/l | NC | 20 |
| Sodium, Total | 0.165 | 0.176 | mg/l | 6 | 20 |

# Lab Duplicate Analysis

***Batch Quality Control***

**Project Name:** 140 N MAIN ST

**Project Number:** 12166

***Lab Number:*** L2160484

***Report Date:*** 11/29/21

| Parameter | Native Sample | Duplicate Sample | Units | RPD | RPD Limits |
|---|---|---|---|---|---|
| Total Metals - Mansfield Lab Associated sample(s): 06-07 QC Batch ID: WG1570208-4 QC Sample: L2160005-03 Client ID: DUP Sample | | | | | |
| Thallium, Total | ND | ND | mg/l | NC | 20 |
| Vanadium, Total | ND | ND | mg/l | NC | 20 |
| Zinc, Total | ND | ND | mg/l | NC | 20 |
| Total Metals - Mansfield Lab Associated sample(s): 06-07 QC Batch ID: WG1570210-4 QC Sample: L2160484-06 Client ID: TW-1 | | | | | |
| Mercury, Total | ND | ND | mg/l | NC | 20 |

**Project Name:** 140 N MAIN ST
**Project Number:** 12166

# Lab Serial Dilution Analysis
**Batch Quality Control**

**Lab Number:** L2160484
**Report Date:** 11/29/21

| Parameter | Native Sample | Serial Dilution | Units | % D | Qual | RPD Limits |
|---|---|---|---|---|---|---|
| Total Metals - Mansfield Lab Associated sample(s): 01-05 QC Batch ID: WG1569632-6 QC Sample: L2160459-01 Client ID: DUP Sample | | | | | | |
| Aluminum, Total | 14200 | 17100 | mg/kg | 20 | | 20 |
| Barium, Total | 56.2 | 67.4 | mg/kg | 20 | | 20 |
| Calcium, Total | 871 | 1070 | mg/kg | **23** | Q | 20 |
| Copper, Total | 32.5 | 38.3 | mg/kg | 18 | | 20 |
| Iron, Total | 31200 | 39800 | mg/kg | **28** | Q | 20 |
| Magnesium, Total | 5640 | 6980 | mg/kg | **24** | Q | 20 |
| Manganese, Total | 682 | 829 | mg/kg | **22** | Q | 20 |

# INORGANICS
# &
# MISCELLANEOUS

**Project Name:** 140 N MAIN ST
**Project Number:** 12166
**Lab Number:** L2160484
**Report Date:** 11/29/21

## SAMPLE RESULTS

Lab ID: L2160484-01
Client ID: SB-1 (12-12.5')
Sample Location: PORT CHESTER, NY

Date Collected: 11/03/21 10:20
Date Received: 11/03/21
Field Prep: Not Specified

Sample Depth:
Matrix: Soil

| Parameter | Result | Qualifier | Units | RL | MDL | Dilution Factor | Date Prepared | Date Analyzed | Analytical Method | Analyst |
|---|---|---|---|---|---|---|---|---|---|---|
| **General Chemistry - Westborough Lab** | | | | | | | | | | |
| Solids, Total | 82.3 | | % | 0.100 | NA | 1 | - | 11/04/21 23:31 | 121,2540G | SB |
| Cyanide, Total | ND | | mg/kg | 1.1 | 0.24 | 1 | 11/12/21 17:20 | 11/15/21 11:45 | 1,9010C/9012B | CS |

**Project Name:** 140 N MAIN ST
**Project Number:** 12166
**Lab Number:** L2160484
**Report Date:** 11/29/21

## SAMPLE RESULTS

Lab ID: L2160484-02
Client ID: SB-2 (7.5-8')
Sample Location: PORT CHESTER, NY
Sample Depth:
Matrix: Soil

Date Collected: 11/03/21 11:10
Date Received: 11/03/21
Field Prep: Not Specified

| Parameter | Result | Qualifier | Units | RL | MDL | Dilution Factor | Date Prepared | Date Analyzed | Analytical Method | Analyst |
|---|---|---|---|---|---|---|---|---|---|---|
| **General Chemistry - Westborough Lab** | | | | | | | | | | |
| Solids, Total | 93.9 | | % | 0.100 | NA | 1 | - | 11/04/21 23:31 | 121,2540G | SB |
| Cyanide, Total | ND | | mg/kg | 1.0 | 0.22 | 1 | 11/12/21 17:20 | 11/15/21 11:46 | 1,9010C/9012B | CS |

**Project Name:** 140 N MAIN ST
**Project Number:** 12166
**Lab Number:** L2160484
**Report Date:** 11/29/21

## SAMPLE RESULTS

Lab ID: L2160484-03
Client ID: SB-3 (7.5-8')
Sample Location: PORT CHESTER, NY
Sample Depth:
Matrix: Soil

Date Collected: 11/03/21 11:40
Date Received: 11/03/21
Field Prep: Not Specified

| Parameter | Result | Qualifier | Units | RL | MDL | Dilution Factor | Date Prepared | Date Analyzed | Analytical Method | Analyst |
|---|---|---|---|---|---|---|---|---|---|---|
| **General Chemistry - Westborough Lab** | | | | | | | | | | |
| Solids, Total | 81.6 | | % | 0.100 | NA | 1 | - | 11/04/21 23:31 | 121,2540G | SB |
| Cyanide, Total | ND | | mg/kg | 1.2 | 0.24 | 1 | 11/12/21 17:20 | 11/15/21 11:47 | 1,9010C/9012B | CS |

**Project Name:** 140 N MAIN ST
**Project Number:** 12166
**Lab Number:** L2160484
**Report Date:** 11/29/21

## SAMPLE RESULTS

Lab ID: L2160484-04
Client ID: SB-4 (6.5-7')
Sample Location: PORT CHESTER, NY

Date Collected: 11/03/21 12:50
Date Received: 11/03/21
Field Prep: Not Specified

Sample Depth:
Matrix: Soil

| Parameter | Result | Qualifier | Units | RL | MDL | Dilution Factor | Date Prepared | Date Analyzed | Analytical Method | Analyst |
|---|---|---|---|---|---|---|---|---|---|---|
| **General Chemistry - Westborough Lab** | | | | | | | | | | |
| Solids, Total | 81.7 | | % | 0.100 | NA | 1 | - | 11/04/21 23:31 | 121,2540G | SB |
| Cyanide, Total | ND | | mg/kg | 1.1 | 0.24 | 1 | 11/12/21 17:20 | 11/15/21 11:48 | 1,9010C/9012B | CS |

**Project Name:** 140 N MAIN ST
**Project Number:** 12166
**Lab Number:** L2160484
**Report Date:** 11/29/21

## SAMPLE RESULTS

Lab ID: L2160484-05
Client ID: SB-5 (8.5-9')
Sample Location: PORT CHESTER, NY

Date Collected: 11/03/21 13:20
Date Received: 11/03/21
Field Prep: Not Specified

Sample Depth:
Matrix: Soil

| Parameter | Result | Qualifier | Units | RL | MDL | Dilution Factor | Date Prepared | Date Analyzed | Analytical Method | Analyst |
|---|---|---|---|---|---|---|---|---|---|---|
| **General Chemistry - Westborough Lab** | | | | | | | | | | |
| Solids, Total | 81.8 | | % | 0.100 | NA | 1 | - | 11/04/21 23:31 | 121,2540G | SB |
| Cyanide, Total | ND | | mg/kg | 1.1 | 0.24 | 1 | 11/12/21 17:20 | 11/15/21 11:49 | 1,9010C/9012B | CS |

**Project Name:** 140 N MAIN ST
**Project Number:** 12166
**Lab Number:** L2160484
**Report Date:** 11/29/21

## SAMPLE RESULTS

Lab ID: L2160484-06
Client ID: TW-1
Sample Location: PORT CHESTER, NY
Sample Depth:
Matrix: Water

Date Collected: 11/03/21 12:20
Date Received: 11/03/21
Field Prep: Not Specified

| Parameter | Result | Qualifier | Units | RL | MDL | Dilution Factor | Date Prepared | Date Analyzed | Analytical Method | Analyst |
|---|---|---|---|---|---|---|---|---|---|---|
| **General Chemistry - Westborough Lab** | | | | | | | | | | |
| Cyanide, Total | ND | | mg/l | 0.005 | 0.001 | 1 | 11/15/21 10:45 | 11/16/21 10:10 | 1,9010C/9012B | CS |

**Project Name:** 140 N MAIN ST
**Project Number:** 12166
**Lab Number:** L2160484
**Report Date:** 11/29/21

## SAMPLE RESULTS

Lab ID: L2160484-07
Client ID: TW-3
Sample Location: PORT CHESTER, NY
Sample Depth:
Matrix: Water

Date Collected: 11/03/21 14:00
Date Received: 11/03/21
Field Prep: Not Specified

| Parameter | Result | Qualifier | Units | RL | MDL | Dilution Factor | Date Prepared | Date Analyzed | Analytical Method | Analyst |
|---|---|---|---|---|---|---|---|---|---|---|
| **General Chemistry - Westborough Lab** | | | | | | | | | | |
| Cyanide, Total | ND | | mg/l | 0.005 | 0.001 | 1 | 11/15/21 15:00 | 11/16/21 11:00 | 1,9010C/9012B | CS |

**Project Name:** 140 N MAIN ST **Lab Number:** L2160484

**Project Number:** 12166 **Report Date:** 11/29/21

# Method Blank Analysis
## Batch Quality Control

| Parameter | Result | Qualifier | Units | RL | MDL | Dilution Factor | Date Prepared | Date Analyzed | Analytical Method | Analyst |
|---|---|---|---|---|---|---|---|---|---|---|
| General Chemistry - Westborough Lab for sample(s): 01-05 Batch: WG1570785-1 | | | | | | | | | | |
| Cyanide, Total | ND | | mg/kg | 0.95 | 0.20 | 1 | 11/12/21 17:20 | 11/15/21 11:20 | 1,9010C/9012B | CS |
| General Chemistry - Westborough Lab for sample(s): 06 Batch: WG1571383-1 | | | | | | | | | | |
| Cyanide, Total | ND | | mg/l | 0.005 | 0.001 | 1 | 11/15/21 10:45 | 11/16/21 10:06 | 1,9010C/9012B | CS |
| General Chemistry - Westborough Lab for sample(s): 07 Batch: WG1571506-1 | | | | | | | | | | |
| Cyanide, Total | ND | | mg/l | 0.005 | 0.001 | 1 | 11/15/21 15:00 | 11/16/21 11:24 | 1,9010C/9012B | CS |

# Lab Control Sample Analysis
## Batch Quality Control

**Project Name:** 140 N MAIN ST
**Project Number:** 12166

**Lab Number:** L2160484
**Report Date:** 11/29/21

| Parameter | LCS %Recovery | Qual | LCSD %Recovery | Qual | %Recovery Limits | RPD | Qual | RPD Limits |
|---|---|---|---|---|---|---|---|---|
| General Chemistry - Westborough Lab Associated sample(s): 01-05 Batch: WG1570785-2 WG1570785-3 | | | | | | | | |
| Cyanide, Total | **38** | Q | **74** | Q | 80-120 | **58** | Q | 35 |
| General Chemistry - Westborough Lab Associated sample(s): 06 Batch: WG1571383-2 WG1571383-3 | | | | | | | | |
| Cyanide, Total | 97 | | 105 | | 85-115 | 8 | | 20 |
| General Chemistry - Westborough Lab Associated sample(s): 07 Batch: WG1571506-2 WG1571506-3 | | | | | | | | |
| Cyanide, Total | 100 | | 102 | | 85-115 | 2 | | 20 |

# Matrix Spike Analysis
## Batch Quality Control

**Project Name:** 140 N MAIN ST
**Project Number:** 12166
**Lab Number:** L2160484
**Report Date:** 11/29/21

| Parameter | Native Sample | MS Added | MS Found | MS %Recovery | Qual | MSD Found | MSD %Recovery | Qual | Recovery Limits | RPD | Qual | RPD Limits |
|---|---|---|---|---|---|---|---|---|---|---|---|---|
| General Chemistry - Westborough Lab Associated sample(s): 01-05 QC Batch ID: WG1570785-4 WG1570785-5 QC Sample: L2160433-18 Client ID: MS Sample | | | | | | | | | | | | |
| Cyanide, Total | 0.26J | 11 | 12 | 110 | | 11 | 100 | | 75-125 | 9 | | 35 |
| General Chemistry - Westborough Lab Associated sample(s): 06 QC Batch ID: WG1571383-4 WG1571383-5 QC Sample: L2160496-08 Client ID: MS Sample | | | | | | | | | | | | |
| Cyanide, Total | ND | 0.2 | 0.214 | 107 | | 0.206 | 103 | | 80-120 | 4 | | 20 |
| General Chemistry - Westborough Lab Associated sample(s): 07 QC Batch ID: WG1571506-4 WG1571506-5 QC Sample: L2160704-02 Client ID: MS Sample | | | | | | | | | | | | |
| Cyanide, Total | 0.003J | 0.2 | 0.201 | 100 | | 0.203 | 102 | | 80-120 | 1 | | 20 |

# Lab Duplicate Analysis

***Batch Quality Control***

**Project Name:** 140 N MAIN ST

**Project Number:** 12166

***Lab Number:*** L2160484

***Report Date:*** 11/29/21

| Parameter | Native Sample | Duplicate Sample | Units | RPD | Qual | RPD Limits |
|---|---|---|---|---|---|---|
| General Chemistry - Westborough Lab Associated sample(s): 01-05 QC Batch ID: WG1567417-1 QC Sample: L2160462-01 Client ID: DUP Sample | | | | | | |
| Solids, Total | 89.0 | 88.3 | % | 1 | | 20 |

**Project Name:** 140 N MAIN ST
**Project Number:** 12166

**Lab Number:** L2160484
**Report Date:** 11/29/21

## Sample Receipt and Container Information

Were project specific reporting limits specified? YES

### Cooler Information

| Cooler | Custody Seal |
|---|---|
| A | Absent |
| B | Absent |

### Container Information

| Container ID | Container Type | Cooler | Initial pH | Final pH | Temp deg C | Pres | Seal | Frozen Date/Time | Analysis(*) |
|---|---|---|---|---|---|---|---|---|---|
| L2160484-01A | 5 gram Encore Sampler | A | NA | | 4.1 | Y | Absent | | NYTCL-8260HLW(14) |
| L2160484-01B | 5 gram Encore Sampler | A | NA | | 4.1 | Y | Absent | | NYTCL-8260HLW(14) |
| L2160484-01C | 5 gram Encore Sampler | A | NA | | 4.1 | Y | Absent | | NYTCL-8260HLW(14) |
| L2160484-01D | Plastic 2oz unpreserved for TS | A | NA | | 4.1 | Y | Absent | | TS(7) |
| L2160484-01D1 | Plastic 2oz unpreserved for TS | A | NA | | 4.1 | Y | Absent | | TS(7) |
| L2160484-01E | Metals Only-Glass 60mL/2oz unpreserved | A | NA | | 4.1 | Y | Absent | | BE-TI(180),BA-TI(180),AS-TI(180),AG-TI(180),AL-TI(180),NI-TI(180),TL-TI(180),CR-TI(180),CU-TI(180),SB-TI(180),ZN-TI(180),PB-TI(180),SE-TI(180),V-TI(180),CO-TI(180),HG-T(28),MG-TI(180),FE-TI(180),MN-TI(180),NA-TI(180),K-TI(180),CA-TI(180),CD-TI(180) |
| L2160484-01F | Glass 60mL/2oz unpreserved | A | NA | | 4.1 | Y | Absent | | NYTCL-8270(14),TCN-9010(14),NYTCL-8081(14),NYTCL-8082(365) |
| L2160484-01G | Plastic 8oz unpreserved | A | NA | | 4.1 | Y | Absent | | A2-NY-537-ISOTOPE(14) |
| L2160484-01H | Glass 250ml/8oz unpreserved | A | NA | | 4.1 | Y | Absent | | NYTCL-8270(14),TCN-9010(14),NYTCL-8081(14),NYTCL-8082(365) |
| L2160484-01X | Vial MeOH preserved split | A | NA | | 4.1 | Y | Absent | | NYTCL-8260HLW(14) |
| L2160484-01Y | Vial Water preserved split | A | NA | | 4.1 | Y | Absent | 04-NOV-21 13:16 | NYTCL-8260HLW(14) |
| L2160484-01Z | Vial Water preserved split | A | NA | | 4.1 | Y | Absent | 04-NOV-21 13:16 | NYTCL-8260HLW(14) |
| L2160484-02A | 25 gram Encore Sampler | A | NA | | 4.1 | Y | Absent | | NYTCL-8260HLW(14) |
| L2160484-02B | 25 gram Encore Sampler | A | NA | | 4.1 | Y | Absent | | NYTCL-8260HLW(14) |
| L2160484-02C | 25 gram Encore Sampler | A | NA | | 4.1 | Y | Absent | | NYTCL-8260HLW(14) |
| L2160484-02D | Plastic 2oz unpreserved for TS | A | NA | | 4.1 | Y | Absent | | TS(7) |

*Values in parentheses indicate holding time in days

**Project Name:** 140 N MAIN ST
**Project Number:** 12166

**Lab Number:** L2160484
**Report Date:** 11/29/21

## Container Information

| Container ID | Container Type | Cooler | Initial pH | Final pH | Temp deg C | Pres | Seal | Frozen Date/Time | Analysis(*) |
|---|---|---|---|---|---|---|---|---|---|
| L2160484-02E | Metals Only-Glass 60mL/2oz unpreserved | A | NA | | 4.1 | Y | Absent | | BE-TI(180),BA-TI(180),AS-TI(180),AG-TI(180),TL-TI(180),CR-TI(180),AL-TI(180),NI-TI(180),ZN-TI(180),PB-TI(180),CU-TI(180),SB-TI(180),SE-TI(180),CO-TI(180),V-TI(180),FE-TI(180),MN-TI(180),HG-T(28),MG-TI(180),CA-TI(180),NA-TI(180),K-TI(180),CD-TI(180) |
| L2160484-02F | Glass 250ml/8oz unpreserved | A | NA | | 4.1 | Y | Absent | | TCN-9010(14),NYTCL-8270(14),NYTCL-8081(14),NYTCL-8082(365) |
| L2160484-02X | Vial MeOH preserved split | A | NA | | 4.1 | Y | Absent | | NYTCL-8260HLW(14) |
| L2160484-02Y | Vial Water preserved split | A | NA | | 4.1 | Y | Absent | 04-NOV-21 13:16 | NYTCL-8260HLW(14) |
| L2160484-02Z | Vial Water preserved split | A | NA | | 4.1 | Y | Absent | 04-NOV-21 13:16 | NYTCL-8260HLW(14) |
| L2160484-03A | 5 gram Encore Sampler | A | NA | | 4.1 | Y | Absent | | NYTCL-8260HLW(14) |
| L2160484-03B | 5 gram Encore Sampler | A | NA | | 4.1 | Y | Absent | | NYTCL-8260HLW(14) |
| L2160484-03C | 5 gram Encore Sampler | A | NA | | 4.1 | Y | Absent | | NYTCL-8260HLW(14) |
| L2160484-03D | Plastic 2oz unpreserved for TS | A | NA | | 4.1 | Y | Absent | | TS(7) |
| L2160484-03D1 | Plastic 2oz unpreserved for TS | A | NA | | 4.1 | Y | Absent | | TS(7) |
| L2160484-03E | Metals Only-Glass 60mL/2oz unpreserved | A | NA | | 4.1 | Y | Absent | | BE-TI(180),BA-TI(180),AS-TI(180),AG-TI(180),AL-TI(180),CR-TI(180),TL-TI(180),NI-TI(180),CU-TI(180),PB-TI(180),ZN-TI(180),SB-TI(180),SE-TI(180),CO-TI(180),V-TI(180),HG-T(28),FE-TI(180),MN-TI(180),MG-TI(180),CA-TI(180),CD-TI(180),K-TI(180),NA-TI(180) |
| L2160484-03F | Glass 60mL/2oz unpreserved | A | NA | | 4.1 | Y | Absent | | TCN-9010(14),NYTCL-8270(14),NYTCL-8081(14),NYTCL-8082(365) |
| L2160484-03G | Plastic 8oz unpreserved | A | NA | | 4.1 | Y | Absent | | A2-NY-537-ISOTOPE(14) |
| L2160484-03H | Glass 250ml/8oz unpreserved | A | NA | | 4.1 | Y | Absent | | TCN-9010(14),NYTCL-8270(14),NYTCL-8081(14),NYTCL-8082(365) |
| L2160484-03X | Vial MeOH preserved split | A | NA | | 4.1 | Y | Absent | | NYTCL-8260HLW(14) |
| L2160484-03Y | Vial Water preserved split | A | NA | | 4.1 | Y | Absent | 04-NOV-21 13:16 | NYTCL-8260HLW(14) |
| L2160484-03Z | Vial Water preserved split | A | NA | | 4.1 | Y | Absent | 04-NOV-21 13:16 | NYTCL-8260HLW(14) |
| L2160484-04A | 25 gram Encore Sampler | A | NA | | 4.1 | Y | Absent | | NYTCL-8260HLW(14) |
| L2160484-04B | 25 gram Encore Sampler | A | NA | | 4.1 | Y | Absent | | NYTCL-8260HLW(14) |
| L2160484-04C | 25 gram Encore Sampler | A | NA | | 4.1 | Y | Absent | | NYTCL-8260HLW(14) |
| L2160484-04D | Plastic 2oz unpreserved for TS | A | NA | | 4.1 | Y | Absent | | TS(7) |



*Values in parentheses indicate holding time in days

**Project Name:** 140 N MAIN ST
**Project Number:** 12166

**Lab Number:** L2160484
**Report Date:** 11/29/21

## Container Information

| Container ID | Container Type | Cooler | Initial pH | Final pH | Temp deg C | Pres | Seal | Frozen Date/Time | Analysis(*) |
|---|---|---|---|---|---|---|---|---|---|
| L2160484-04E | Metals Only-Glass 60mL/2oz unpreserved | A | NA | | 4.1 | Y | Absent | | BE-TI(180),BA-TI(180),AS-TI(180),AG-TI(180),NI-TI(180),TL-TI(180),CR-TI(180),AL-TI(180),SB-TI(180),ZN-TI(180),PB-TI(180),CU-TI(180),SE-TI(180),V-TI(180),CO-TI(180),FE-TI(180),HG-T(28),MN-TI(180),MG-TI(180),NA-TI(180),CD-TI(180),CA-TI(180),K-TI(180) |
| L2160484-04F | Glass 250ml/8oz unpreserved | A | NA | | 4.1 | Y | Absent | | NYTCL-8270(14),TCN-9010(14),NYTCL-8081(14),NYTCL-8082(365) |
| L2160484-04X | Vial MeOH preserved split | A | NA | | 4.1 | Y | Absent | | NYTCL-8260HLW(14) |
| L2160484-04Y | Vial Water preserved split | A | NA | | 4.1 | Y | Absent | 04-NOV-21 13:16 | NYTCL-8260HLW(14) |
| L2160484-04Z | Vial Water preserved split | A | NA | | 4.1 | Y | Absent | 04-NOV-21 13:16 | NYTCL-8260HLW(14) |
| L2160484-05A | 25 gram Encore Sampler | A | NA | | 4.1 | Y | Absent | | NYTCL-8260HLW(14) |
| L2160484-05B | 25 gram Encore Sampler | A | NA | | 4.1 | Y | Absent | | NYTCL-8260HLW(14) |
| L2160484-05C | 25 gram Encore Sampler | A | NA | | 4.1 | Y | Absent | | NYTCL-8260HLW(14) |
| L2160484-05D | Plastic 2oz unpreserved for TS | A | NA | | 4.1 | Y | Absent | | TS(7) |
| L2160484-05E | Metals Only-Glass 60mL/2oz unpreserved | A | NA | | 4.1 | Y | Absent | | BE-TI(180),AS-TI(180),BA-TI(180),AG-TI(180),TL-TI(180),CR-TI(180),NI-TI(180),AL-TI(180),SB-TI(180),SE-TI(180),CU-TI(180),PB-TI(180),ZN-TI(180),CO-TI(180),V-TI(180),MN-TI(180),FE-TI(180),HG-T(28),MG-TI(180),CD-TI(180),CA-TI(180),NA-TI(180),K-TI(180) |
| L2160484-05F | Glass 250ml/8oz unpreserved | A | NA | | 4.1 | Y | Absent | | TCN-9010(14),NYTCL-8270(14),NYTCL-8081(14),NYTCL-8082(365) |
| L2160484-05X | Vial MeOH preserved split | A | NA | | 4.1 | Y | Absent | | NYTCL-8260HLW(14) |
| L2160484-05Y | Vial Water preserved split | A | NA | | 4.1 | Y | Absent | 04-NOV-21 13:16 | NYTCL-8260HLW(14) |
| L2160484-05Z | Vial Water preserved split | A | NA | | 4.1 | Y | Absent | 04-NOV-21 13:16 | NYTCL-8260HLW(14) |
| L2160484-06A | Vial HCl preserved | B | NA | | 3.8 | Y | Absent | | NYTCL-8260(14) |
| L2160484-06B | Vial HCl preserved | B | NA | | 3.8 | Y | Absent | | NYTCL-8260(14) |
| L2160484-06C | Vial HCl preserved | B | NA | | 3.8 | Y | Absent | | NYTCL-8260(14) |
| L2160484-06D | Plastic 250ml unpreserved | B | NA | | 3.8 | Y | Absent | | A2-NY-537-ISOTOPE(14) |
| L2160484-06E | Plastic 250ml unpreserved | B | NA | | 3.8 | Y | Absent | | A2-NY-537-ISOTOPE(14) |



*Values in parentheses indicate holding time in days

**Project Name:** 140 N MAIN ST
**Project Number:** 12166

**Lab Number:** L2160484
**Report Date:** 11/29/21

## Container Information

| Container ID | Container Type | Cooler | Initial pH | Final pH | Temp deg C | Pres | Seal | Frozen Date/Time | Analysis(*) |
|---|---|---|---|---|---|---|---|---|---|
| L2160484-06F | Plastic 250ml HNO3 preserved | B | <2 | <2 | 3.8 | Y | Absent | | BA-6020T(180),FE-6020T(180),TL-6020T(180),SE-6020T(180),CA-6020T(180),CR-6020T(180),K-6020T(180),NI-6020T(180),CU-6020T(180),ZN-6020T(180),NA-6020T(180),PB-6020T(180),MN-6020T(180),BE-6020T(180),AS-6020T(180),SB-6020T(180),V-6020T(180),AL-6020T(180),MG-6020T(180),AG-6020T(180),CD-6020T(180),HG-T(28),CO-6020T(180) |
| L2160484-06G | Plastic 250ml NaOH preserved | B | >12 | >12 | 3.8 | Y | Absent | | TCN-9010(14) |
| L2160484-06H | Amber 120ml unpreserved | B | 7 | 7 | 3.8 | Y | Absent | | NYTCL-8082-LVI(365) |
| L2160484-06I | Amber 120ml unpreserved | B | 7 | 7 | 3.8 | Y | Absent | | NYTCL-8082-LVI(365) |
| L2160484-06J | Amber 120ml unpreserved | B | 7 | 7 | 3.8 | Y | Absent | | NYTCL-8081(7) |
| L2160484-06K | Amber 120ml unpreserved | B | 7 | 7 | 3.8 | Y | Absent | | NYTCL-8081(7) |
| L2160484-06L | Amber 250ml unpreserved | B | 7 | 7 | 3.8 | Y | Absent | | NYTCL-8270-SIM-LVI(7),NYTCL-8270-LVI(7) |
| L2160484-06M | Amber 250ml unpreserved | B | 7 | 7 | 3.8 | Y | Absent | | NYTCL-8270-SIM-LVI(7),NYTCL-8270-LVI(7) |
| L2160484-06N | Amber 250ml unpreserved | B | 7 | 7 | 3.8 | Y | Absent | | A2-1,4-DIOXANE-SIM(7) |
| L2160484-06O | Amber 250ml unpreserved | B | 7 | 7 | 3.8 | Y | Absent | | A2-1,4-DIOXANE-SIM(7) |
| L2160484-07A | Vial HCl preserved | B | NA | | 3.8 | Y | Absent | | NYTCL-8260(14) |
| L2160484-07B | Vial HCl preserved | B | NA | | 3.8 | Y | Absent | | NYTCL-8260(14) |
| L2160484-07C | Vial HCl preserved | B | NA | | 3.8 | Y | Absent | | NYTCL-8260(14) |
| L2160484-07D | Plastic 250ml unpreserved | B | NA | | 3.8 | Y | Absent | | A2-NY-537-ISOTOPE(14) |
| L2160484-07E | Plastic 250ml unpreserved | B | NA | | 3.8 | Y | Absent | | A2-NY-537-ISOTOPE(14) |
| L2160484-07F | Plastic 250ml HNO3 preserved | B | <2 | <2 | 3.8 | Y | Absent | | FE-6020T(180),SE-6020T(180),TL-6020T(180),BA-6020T(180),NI-6020T(180),K-6020T(180),CA-6020T(180),CR-6020T(180),CU-6020T(180),NA-6020T(180),ZN-6020T(180),PB-6020T(180),MN-6020T(180),BE-6020T(180),AS-6020T(180),V-6020T(180),SB-6020T(180),AL-6020T(180),MG-6020T(180),CD-6020T(180),AG-6020T(180),HG-T(28),CO-6020T(180) |
| L2160484-07G | Plastic 250ml NaOH preserved | B | >12 | >12 | 3.8 | Y | Absent | | TCN-9010(14) |
| L2160484-07H | Amber 120ml unpreserved | B | 7 | 7 | 3.8 | Y | Absent | | NYTCL-8082-LVI(365) |
| L2160484-07I | Amber 120ml unpreserved | B | 7 | 7 | 3.8 | Y | Absent | | NYTCL-8082-LVI(365) |



*Values in parentheses indicate holding time in days

**Project Name:** 140 N MAIN ST
**Project Number:** 12166

**Lab Number:** L2160484
**Report Date:** 11/29/21

### Container Information

| Container ID | Container Type | Cooler | Initial pH | Final pH | Temp deg C | Pres | Seal | Frozen Date/Time | Analysis(*) |
|---|---|---|---|---|---|---|---|---|---|
| L2160484-07J | Amber 120ml unpreserved | B | 7 | 7 | 3.8 | Y | Absent | | NYTCL-8081(7) |
| L2160484-07K | Amber 120ml unpreserved | B | 7 | 7 | 3.8 | Y | Absent | | NYTCL-8081(7) |
| L2160484-07L | Amber 250ml unpreserved | B | 7 | 7 | 3.8 | Y | Absent | | NYTCL-8270-SIM-LVI(7),NYTCL-8270-LVI(7) |
| L2160484-07M | Amber 250ml unpreserved | B | 7 | 7 | 3.8 | Y | Absent | | NYTCL-8270-SIM-LVI(7),NYTCL-8270-LVI(7) |
| L2160484-07N | Amber 250ml unpreserved | B | 7 | 7 | 3.8 | Y | Absent | | A2-1,4-DIOXANE-SIM(7) |
| L2160484-07O | Amber 250ml unpreserved | B | 7 | 7 | 3.8 | Y | Absent | | A2-1,4-DIOXANE-SIM(7) |
| L2160484-08A | Vial HCl preserved | A | NA | | 4.1 | Y | Absent | | NYTCL-8260(14) |
| L2160484-08B | Vial HCl preserved | A | NA | | 4.1 | Y | Absent | | NYTCL-8260(14) |
| L2160484-08C | Vial HCl preserved | A | NA | | 4.1 | Y | Absent | | NYTCL-8260(14) |
| L2160484-08D | Vial HCl preserved | A | NA | | 4.1 | Y | Absent | | NYTCL-8260(14) |



*Values in parentheses indicate holding time in days

**Project Name:** 140 N MAIN ST
**Project Number:** 12166

**Lab Number:** L2160484
**Report Date:** 11/29/21

## PFAS PARAMETER SUMMARY

| Parameter | Acronym | CAS Number |
|---|---|---|
| PERFLUOROALKYL CARBOXYLIC ACIDS (PFCAs) | | |
| Perfluorooctadecanoic Acid | PFODA | 16517-11-6 |
| Perfluorohexadecanoic Acid | PFHxDA | 67905-19-5 |
| Perfluorotetradecanoic Acid | PFTA | 376-06-7 |
| Perfluorotridecanoic Acid | PFTrDA | 72629-94-8 |
| Perfluorododecanoic Acid | PFDoA | 307-55-1 |
| Perfluoroundecanoic Acid | PFUnA | 2058-94-8 |
| Perfluorodecanoic Acid | PFDA | 335-76-2 |
| Perfluorononanoic Acid | PFNA | 375-95-1 |
| Perfluorooctanoic Acid | PFOA | 335-67-1 |
| Perfluoroheptanoic Acid | PFHpA | 375-85-9 |
| Perfluorohexanoic Acid | PFHxA | 307-24-4 |
| Perfluoropentanoic Acid | PFPeA | 2706-90-3 |
| Perfluorobutanoic Acid | PFBA | 375-22-4 |
| PERFLUOROALKYL SULFONIC ACIDS (PFSAs) | | |
| Perfluorododecanesulfonic Acid | PFDoDS | 79780-39-5 |
| Perfluorodecanesulfonic Acid | PFDS | 335-77-3 |
| Perfluorononanesulfonic Acid | PFNS | 68259-12-1 |
| Perfluorooctanesulfonic Acid | PFOS | 1763-23-1 |
| Perfluoroheptanesulfonic Acid | PFHpS | 375-92-8 |
| Perfluorohexanesulfonic Acid | PFHxS | 355-46-4 |
| Perfluoropentanesulfonic Acid | PFPeS | 2706-91-4 |
| Perfluorobutanesulfonic Acid | PFBS | 375-73-5 |
| FLUOROTELOMERS | | |
| 1H,1H,2H,2H-Perfluorododecanesulfonic Acid | 10:2FTS | 120226-60-0 |
| 1H,1H,2H,2H-Perfluorodecanesulfonic Acid | 8:2FTS | 39108-34-4 |
| 1H,1H,2H,2H-Perfluorooctanesulfonic Acid | 6:2FTS | 27619-97-2 |
| 1H,1H,2H,2H-Perfluorohexanesulfonic Acid | 4:2FTS | 757124-72-4 |
| PERFLUOROALKANE SULFONAMIDES (FASAs) | | |
| Perfluorooctanesulfonamide | FOSA | 754-91-6 |
| N-Ethyl Perfluorooctane Sulfonamide | NEtFOSA | 4151-50-2 |
| N-Methyl Perfluorooctane Sulfonamide | NMeFOSA | 31506-32-8 |
| PERFLUOROALKANE SULFONYL SUBSTANCES | | |
| N-Ethyl Perfluorooctanesulfonamido Ethanol | NEtFOSE | 1691-99-2 |
| N-Methyl Perfluorooctanesulfonamido Ethanol | NMeFOSE | 24448-09-7 |
| N-Ethyl Perfluorooctanesulfonamidoacetic Acid | NEtFOSAA | 2991-50-6 |
| N-Methyl Perfluorooctanesulfonamidoacetic Acid | NMeFOSAA | 2355-31-9 |
| PER- and POLYFLUOROALKYL ETHER CARBOXYLIC ACIDS | | |
| 2,3,3,3-Tetrafluoro-2-[1,1,2,2,3,3,3-Heptafluoropropoxy]-Propanoic Acid | HFPO-DA | 13252-13-6 |
| 4,8-Dioxa-3h-Perfluorononanoic Acid | ADONA | 919005-14-4 |
| CHLORO-PERFLUOROALKYL SULFONIC ACIDS | | |
| 11-Chloroeicosafluoro-3-Oxaundecane-1-Sulfonic Acid | 11Cl-PF3OUdS | 763051-92-9 |
| 9-Chlorohexadecafluoro-3-Oxanone-1-Sulfonic Acid | 9Cl-PF3ONS | 756426-58-1 |
| PERFLUOROETHER SULFONIC ACIDS (PFESAs) | | |
| Perfluoro(2-Ethoxyethane)Sulfonic Acid | PFEESA | 113507-82-7 |
| PERFLUOROETHER/POLYETHER CARBOXYLIC ACIDS (PFPCAs) | | |
| Perfluoro-3-Methoxypropanoic Acid | PFMPA | 377-73-1 |
| Perfluoro-4-Methoxybutanoic Acid | PFMBA | 863090-89-5 |
| Nonafluoro-3,6-Dioxaheptanoic Acid | NFDHA | 151772-58-6 |

| | | | |
|---|---|---|---|
| **Project Name:** | 140 N MAIN ST | **Lab Number:** | L2160484 |
| **Project Number:** | 12166 | **Report Date:** | 11/29/21 |

## GLOSSARY

***Acronyms***

| | |
|---|---|
| DL | - Detection Limit: This value represents the level to which target analyte concentrations are reported as estimated values, when those target analyte concentrations are quantified below the limit of quantitation (LOQ). The DL includes any adjustments from dilutions, concentrations or moisture content, where applicable. (DoD report formats only.) |
| EDL | - Estimated Detection Limit: This value represents the level to which target analyte concentrations are reported as estimated values, when those target analyte concentrations are quantified below the reporting limit (RL). The EDL includes any adjustments from dilutions, concentrations or moisture content, where applicable. The use of EDLs is specific to the analysis of PAHs using Solid-Phase Microextraction (SPME). |
| EMPC | - Estimated Maximum Possible Concentration: The concentration that results from the signal present at the retention time of an analyte when the ions meet all of the identification criteria except the ion abundance ratio criteria. An EMPC is a worst-case estimate of the concentration. |
| EPA | - Environmental Protection Agency. |
| LCS | - Laboratory Control Sample: A sample matrix, free from the analytes of interest, spiked with verified known amounts of analytes or a material containing known and verified amounts of analytes. |
| LCSD | - Laboratory Control Sample Duplicate: Refer to LCS. |
| LFB | - Laboratory Fortified Blank: A sample matrix, free from the analytes of interest, spiked with verified known amounts of analytes or a material containing known and verified amounts of analytes. |
| LOD | - Limit of Detection: This value represents the level to which a target analyte can reliably be detected for a specific analyte in a specific matrix by a specific method. The LOD includes any adjustments from dilutions, concentrations or moisture content, where applicable. (DoD report formats only.) |
| LOQ | - Limit of Quantitation: The value at which an instrument can accurately measure an analyte at a specific concentration. The LOQ includes any adjustments from dilutions, concentrations or moisture content, where applicable. (DoD report formats only.)<br><br>Limit of Quantitation: The value at which an instrument can accurately measure an analyte at a specific concentration. The LOQ includes any adjustments from dilutions, concentrations or moisture content, where applicable. (DoD report formats only.) |
| MDL | - Method Detection Limit: This value represents the level to which target analyte concentrations are reported as estimated values, when those target analyte concentrations are quantified below the reporting limit (RL). The MDL includes any adjustments from dilutions, concentrations or moisture content, where applicable. |
| MS | - Matrix Spike Sample: A sample prepared by adding a known mass of target analyte to a specified amount of matrix sample for which an independent estimate of target analyte concentration is available. For Method 332.0, the spike recovery is calculated using the native concentration, including estimated values. |
| MSD | - Matrix Spike Sample Duplicate: Refer to MS. |
| NA | - Not Applicable. |
| NC | - Not Calculated: Term is utilized when one or more of the results utilized in the calculation are non-detect at the parameter's reporting unit. |
| NDPA/DPA | - N-Nitrosodiphenylamine/Diphenylamine. |
| NI | - Not Ignitable. |
| NP | - Non-Plastic: Term is utilized for the analysis of Atterberg Limits in soil. |
| NR | - No Results: Term is utilized when 'No Target Compounds Requested' is reported for the analysis of Volatile or Semivolatile Organic TIC only requests. |
| RL | - Reporting Limit: The value at which an instrument can accurately measure an analyte at a specific concentration. The RL includes any adjustments from dilutions, concentrations or moisture content, where applicable. |
| RPD | - Relative Percent Difference: The results from matrix and/or matrix spike duplicates are primarily designed to assess the precision of analytical results in a given matrix and are expressed as relative percent difference (RPD). Values which are less than five times the reporting limit for any individual parameter are evaluated by utilizing the absolute difference between the values; although the RPD value will be provided in the report. |
| SRM | - Standard Reference Material: A reference sample of a known or certified value that is of the same or similar matrix as the associated field samples. |
| STLP | - Semi-dynamic Tank Leaching Procedure per EPA Method 1315. |
| TEF | - Toxic Equivalency Factors: The values assigned to each dioxin and furan to evaluate their toxicity relative to 2,3,7,8-TCDD. |
| TEQ | - Toxic Equivalent: The measure of a sample's toxicity derived by multiplying each dioxin and furan by its corresponding TEF and then summing the resulting values. |
| TIC | - Tentatively Identified Compound: A compound that has been identified to be present and is not part of the target compound list (TCL) for the method and/or program. All TICs are qualitatively identified and reported as estimated concentrations. |

*Report Format: DU Report with 'J' Qualifiers*

| | | | |
|---|---|---|---|
| **Project Name:** | 140 N MAIN ST | **Lab Number:** | L2160484 |
| **Project Number:** | 12166 | **Report Date:** | 11/29/21 |

### *Footnotes*

1 - The reference for this analyte should be considered modified since this analyte is absent from the target analyte list of the original method.

### *Terms*

Analytical Method: Both the document from which the method originates and the analytical reference method. (Example: EPA 8260B is shown as 1,8260B.) The codes for the reference method documents are provided in the References section of the Addendum.

Difference: With respect to Total Oxidizable Precursor (TOP) Assay analysis, the difference is defined as the Post-Treatment value minus the Pre-Treatment value.

Final pH: As it pertains to Sample Receipt & Container Information section of the report, Final pH reflects pH of container determined after adjustment at the laboratory, if applicable. If no adjustment required, value reflects Initial pH.

Frozen Date/Time: With respect to Volatile Organics in soil, Frozen Date/Time reflects the date/time at which associated Reagent Water-preserved vials were initially frozen. Note: If frozen date/time is beyond 48 hours from sample collection, value will be reflected in 'bold'.

Initial pH: As it pertains to Sample Receipt & Container Information section of the report, Initial pH reflects pH of container determined upon receipt, if applicable.

PAH Total: With respect to Alkylated PAH analyses, the 'PAHs, Total' result is defined as the summation of results for all or a subset of the following compounds: Naphthalene, C1-C4 Naphthalenes, 2-Methylnaphthalene, 1-Methylnaphthalene, Biphenyl, Acenaphthylene, Acenaphthene, Fluorene, C1-C3 Fluorenes, Phenanthrene, C1-C4 Phenanthrenes/Anthracenes, Anthracene, Fluoranthene, Pyrene, C1-C4 Fluoranthenes/Pyrenes, Benz(a)anthracene, Chrysene, C1-C4 Chrysenes, Benzo(b)fluoranthene, Benzo(j)+(k)fluoranthene, Benzo(e)pyrene, Benzo(a)pyrene, Perylene, Indeno(1,2,3-cd)pyrene, Dibenz(ah)+(ac)anthracene, Benzo(g,h,i)perylene. If a 'Total' result is requested, the results of its individual components will also be reported.

PFAS Total: With respect to PFAS analyses, the 'PFAS, Total (5)' result is defined as the summation of results for: PFHpA, PFHxS, PFOA, PFNA and PFOS. In addition, the 'PFAS, Total (6)' result is defined as the summation of results for: PFHpA, PFHxS, PFOA, PFNA, PFDA and PFOS. For MassDEP DW compliance analysis only, the 'PFAS, Total (6)' result is defined as the summation of results at or above the RL. Note: If a 'Total' result is requested, the results of its individual components will also be reported.

The target compound Chlordane (CAS No. 57-74-9) is reported for GC ECD analyses. Per EPA,this compound "refers to a mixture of chlordane isomers, other chlorinated hydrocarbons and numerous other components." (Reference: USEPA Toxicological Review of Chlordane, In Support of Summary Information on the Integrated Risk Information System (IRIS), December 1997.)

Total: With respect to Organic analyses, a 'Total' result is defined as the summation of results for individual isomers or Aroclors. If a 'Total' result is requested, the results of its individual components will also be reported. This is applicable to 'Total' results for methods 8260, 8081 and 8082.

### *Data Qualifiers*

**A** - Spectra identified as "Aldol Condensates" are byproducts of the extraction/concentration procedures when acetone is introduced in the process.

**B** - The analyte was detected above the reporting limit in the associated method blank. Flag only applies to associated field samples that have detectable concentrations of the analyte at less than ten times (10x) the concentration found in the blank. For MCP-related projects, flag only applies to associated field samples that have detectable concentrations of the analyte at less than ten times (10x) the concentration found in the blank. For DOD-related projects, flag only applies to associated field samples that have detectable concentrations of the analyte at less than ten times (10x) the concentration found in the blank AND the analyte was detected above one-half the reporting limit (or above the reporting limit for common lab contaminants) in the associated method blank. For NJ-Air-related projects, flag only applies to associated field samples that have detectable concentrations of the analyte above the reporting limit. For NJ-related projects (excluding Air), flag only applies to associated field samples that have detectable concentrations of the analyte, which was detected above the reporting limit in the associated method blank or above five times the reporting limit for common lab contaminants (Phthalates, Acetone, Methylene Chloride, 2-Butanone).

**C** - Co-elution: The target analyte co-elutes with a known lab standard (i.e. surrogate, internal standards, etc.) for co-extracted analyses.

**D** - Concentration of analyte was quantified from diluted analysis. Flag only applies to field samples that have detectable concentrations of the analyte.

**E** - Concentration of analyte exceeds the range of the calibration curve and/or linear range of the instrument.

**F** - The ratio of quantifier ion response to qualifier ion response falls outside of the laboratory criteria. Results are considered to be an estimated maximum concentration.

**G** - The concentration may be biased high due to matrix interferences (i.e, co-elution) with non-target compound(s). The result should be considered estimated.

**H** - The analysis of pH was performed beyond the regulatory-required holding time of 15 minutes from the time of sample collection.

**I** - The lower value for the two columns has been reported due to obvious interference.

**J** - Estimated value. The Target analyte concentration is below the quantitation limit (RL), but above the Method Detection Limit (MDL) or Estimated Detection Limit (EDL) for SPME-related analyses. This represents an estimated concentration for Tentatively Identified Compounds (TICs).

**M** - Reporting Limit (RL) exceeds the MCP CAM Reporting Limit for this analyte.

**ND** - Not detected at the method detection limit (MDL) for the sample, or estimated detection limit (EDL) for SPME-related analyses.

*Report Format: DU Report with 'J' Qualifiers*

| | | | |
|---|---|---|---|
| **Project Name:** | 140 N MAIN ST | **Lab Number:** | L2160484 |
| **Project Number:** | 12166 | **Report Date:** | 11/29/21 |

***Data Qualifiers***

**NJ** - Presumptive evidence of compound. This represents an estimated concentration for Tentatively Identified Compounds (TICs), where the identification is based on a mass spectral library search.

**P** - The RPD between the results for the two columns exceeds the method-specified criteria.

**Q** - The quality control sample exceeds the associated acceptance criteria. For DOD-related projects, LCS and/or Continuing Calibration Standard exceedences are also qualified on all associated sample results. Note: This flag is not applicable for matrix spike recoveries when the sample concentration is greater than 4x the spike added or for batch duplicate RPD when the sample concentrations are less than 5x the RL. (Metals only.)

**R** - Analytical results are from sample re-analysis.

**RE** - Analytical results are from sample re-extraction.

**S** - Analytical results are from modified screening analysis.

**V** - The surrogate associated with this target analyte has a recovery outside the QC acceptance limits. (Applicable to MassDEP DW Compliance samples only.)

**Z** - The batch matrix spike and/or duplicate associated with this target analyte has a recovery/RPD outside the QC acceptance limits. (Applicable to MassDEP DW Compliance samples only.)

*Report Format: DU Report with 'J' Qualifiers*

| | | | |
|---|---|---|---|
| **Project Name:** | 140 N MAIN ST | **Lab Number:** | L2160484 |
| **Project Number:** | 12166 | **Report Date:** | 11/29/21 |

## REFERENCES


1 Test Methods for Evaluating Solid Waste: Physical/Chemical Methods. EPA SW-846. Third Edition. Updates I - VI, 2018.

121 Standard Methods for the Examination of Water and Wastewater. APHA-AWWA-WEF. Standard Methods Online.

134 Determination of Selected Perfluorinated Alkyl Acids in Drinking Water by Solid Phase Extraction and Liquid Chromatography/Tandem Mass Spectrometry (LC/MS/MS) using Isotope Dilution. Alpha SOP 23528.


## LIMITATION OF LIABILITIES

Alpha Analytical performs services with reasonable care and diligence normal to the analytical testing laboratory industry. In the event of an error, the sole and exclusive responsibility of Alpha Analytical shall be to re-perform the work at it's own expense. In no event shall Alpha Analytical be held liable for any incidental, consequential or special damages, including but not limited to, damages in any way connected with the use of, interpretation of, information or analysis provided by Alpha Analytical.

We strongly urge our clients to comply with EPA protocol regarding sample volume, preservation, cooling, containers, sampling procedures, holding time and splitting of samples in the field.

# Certification Information

**The following analytes are not included in our Primary NELAP Scope of Accreditation:**

**Westborough Facility**
**EPA 624/624.1:** m/p-xylene, o-xylene, Naphthalene
**EPA 625/625.1:** alpha-Terpineol
**EPA 8260C/8260D:** NPW: 1,2,4,5-Tetramethylbenzene; 4-Ethyltoluene, Azobenzene; SCM: Iodomethane (methyl iodide), 1,2,4,5-Tetramethylbenzene; 4-Ethyltoluene.
**EPA 8270D/8270E:** NPW: Dimethylnaphthalene,1,4-Diphenylhydrazine, alpha-Terpineol; SCM: Dimethylnaphthalene,1,4-Diphenylhydrazine.
**SM4500**: NPW: Amenable Cyanide; SCM: Total Phosphorus, TKN, NO2, NO3.

**Mansfield Facility**
**SM 2540D:** TSS
**EPA 8082A:** NPW: PCB: 1, 5, 31, 87,101, 110, 141, 151, 153, 180, 183, 187.
**EPA TO-15:** Halothane, 2,4,4-Trimethyl-2-pentene, 2,4,4-Trimethyl-1-pentene, Thiophene, 2-Methylthiophene, 3-Methylthiophene, 2-Ethylthiophene, 1,2,3-Trimethylbenzene, Indan, Indene, 1,2,4,5-Tetramethylbenzene, Benzothiophene, 1-Methylnaphthalene.
**Biological Tissue Matrix:** EPA 3050B

**The following analytes are included in our Massachusetts DEP Scope of Accreditation**

**Westborough Facility:**

***Drinking Water***
**EPA 300.0**: Chloride, Nitrate-N, Fluoride, Sulfate; **EPA 353.2**: Nitrate-N, Nitrite-N; **SM4500NO3-F**: Nitrate-N, Nitrite-N; **SM4500F-C, SM4500CN-CE, EPA 180.1, SM2130B, SM4500Cl-D, SM2320B, SM2540C, SM4500H-B, SM4500NO2-B**
**EPA 332**: Perchlorate; **EPA 524.2:** THMs and VOCs; **EPA 504.1:** EDB, DBCP.
**Microbiology**: **SM9215B; SM9223-P/A, SM9223B-Colilert-QT,SM9222D**.

***Non-Potable Water***
**SM4500H,B, EPA 120.1, SM2510B, SM2540C, SM2320B, SM4500CL-E, SM4500F-BC, SM4500NH3-BH:** Ammonia-N and Kjeldahl-N, **EPA 350.1**: Ammonia-N, **LACHAT 10-107-06-1-B**: Ammonia-N, **EPA 351.1, SM4500NO3-F, EPA 353.2**: Nitrate-N, **SM4500P-E, SM4500P-B, E, SM4500SO4-E, SM5220D, EPA 410.4, SM5210B, SM5310C, SM4500CL-D, EPA 1664, EPA 420.1, SM4500-CN-CE, SM2540D, EPA 300: Chloride, Sulfate, Nitrate.**
**EPA 624.1**: Volatile Halocarbons & Aromatics,
**EPA 608.3**: Chlordane, Toxaphene, Aldrin, alpha-BHC, beta-BHC, gamma-BHC, delta-BHC, Dieldrin, DDD, DDE, DDT, Endosulfan I, Endosulfan II, Endosulfan sulfate, Endrin, Endrin Aldehyde, Heptachlor, Heptachlor Epoxide, PCBs
**EPA 625.1**: SVOC (Acid/Base/Neutral Extractables), **EPA 600/4-81-045**: PCB-Oil.
**Microbiology**: **SM9223B-Colilert-QT; Enterolert-QT, SM9221E, EPA 1600, EPA 1603, SM9222D.**

**Mansfield Facility:**

***Drinking Water***
**EPA 200.7:** Al, Ba, Cd, Cr, Cu, Fe, Mn, Ni, Na, Ag, Ca, Zn. **EPA 200.8:** Al, Sb, As, Ba, Be, Cd, Cr, Cu, Pb, Mn, Ni, Se, Ag, TL, Zn. **EPA 245.1** Hg.
**EPA 522, EPA 537.1.**

***Non-Potable Water***
**EPA 200.7:** Al, Sb, As, Be, Cd, Ca, Cr, Co, Cu, Fe, Pb, Mg, Mn, Mo, Ni, K, Se, Ag, Na, Sr, TL, Ti, V, Zn.
**EPA 200.8:** Al, Sb, As, Be, Cd, Cr, Cu, Fe, Pb, Mn, Ni, K, Se, Ag, Na, TL, Zn.
**EPA 245.1** Hg.
**SM2340B**

For a complete listing of analytes and methods, please contact your Alpha Project Manager.

# NEW YORK CHAIN OF CUSTODY

ALPHA ANALYTICAL

Westborough, MA 01581
8 Walkup Dr.
TEL: 508-898-9220
FAX: 508-898-9193

Mansfield, MA 02048
320 Forbes Blvd
TEL: 508-822-9300
FAX: 508-822-3288

**Service Centers**
Mahwah, NJ 07430: 35 Whitney Rd, Suite 5
Albany, NY 12205: 14 Walker Way
Tonawanda, NY 14150: 275 Cooper Ave, Suite 105

Page 1 of 1

Date Rec'd in Lab: 11/3/21

ALPHA Job #: L2160484

**Client Information**
Client: SESI
Address: 12A MAPLE AVE
PINE BROOK, NJ
Phone:
Fax:
Email: patricia.petrino@sesi.com

**Project Information**
Project Name: 140 N MAIN ST
Project Location: PORT CHESTER, NY
Project # 12166
(Use Project name as Project #) ☐
Project Manager: PATRICIA PETRINO
ALPHAQuote #:

**Turn-Around Time**
Standard ☒ (SESI) Due Date:
Rush (only if pre approved) ☐ # of Days:

**Deliverables**
☐ ASP-A ☐ ASP-B
☐ EQuIS (1 File) ☐ EQuIS (4 File)
☐ Other

**Billing Information**
☐ Same as Client Info
PO #

**Regulatory Requirement**
☒ NY TOGS ☒ NY Part 375
☒ AWQ Standards ☐ NY CP-51
☒ NY Restricted Use ☐ Other
☒ NY Unrestricted Use
☐ NYC Sewer Discharge

**Disposal Site Information**
Please identify below location of applicable disposal facilities.
Disposal Facility:
☐ NJ ☐ NY
☐ Other:

These samples have been previously analyzed by Alpha ☐

**Other project specific requirements/comments:**

**Please specify Metals or TAL.**

**ANALYSIS**

**Sample Filtration**
☐ Done
☐ Lab to do
**Preservation**
☐ Lab to do
*(Please Specify below)*

| ALPHA Lab ID (Lab Use Only) | Sample ID | Collection Date | Collection Time | Sample Matrix | Sampler's Initials | TCL/TAL+30 | PFAS (ALL21) | 1,4-DIOXANE | | | | | | Sample Specific Comments | Total Bottle |
|---|---|---|---|---|---|---|---|---|---|---|---|---|---|---|---|
| L0484-01 | SB-1 (12-12.5') | 11/3/21 | 10:20 | S | CM | X | X | X | | | | | | | |
| -02 | SB-2 (7.5-8') | 11/3/21 | 11:10 | S | CM | X | X | X | | | | | | | |
| -03 | SB-3 (7.5-8') | 11/3/21 | 11:40 | S | CM | X | X | X | | | | | | | |
| -04 | SB-4 (6.5-7') | 11/3/21 | 12:50 | S | CM | X | X | X | | | | | | | |
| -05 | SB-5 (8.5-9') | 11/3/21 | 13:20 | S | CM | X | X | X | | | | | | | |
| -06 | ~~SB-6~~ GW-1 | 11/3/21 | 12:20 | GW | CM | X | X | X | | | | | | | |
| | ~~GW-2~~ | ~~11/3/21~~ | ~~13:10~~ | ~~GW~~ | ~~CM~~ | ~~X~~ | ~~X~~ | ~~X~~ | | | | | | | |
| -07 | GW-3 | 11/3/21 | 14:00 | GW | CM | X | X | X | | | | | | | |
| | | | | | | | | | | | | | | | |
| | | | | | | | | | | | | | | | |

Preservative Code:
A = None
B = HCl
C = $HNO_3$
D = $H_2SO_4$
E = NaOH
F = MeOH
G = $NaHSO_4$
H = $Na_2S_2O_3$
K/E = Zn Ac/NaOH
O = Other

Container Code
P = Plastic
A = Amber Glass
V = Vial
G = Glass
B = Bacteria Cup
C = Cube
O = Other
E = Encore
D = BOD Bottle

Westboro: Certification No: MA935
Mansfield: Certification No: MA015

| | | | | | | | | |
|---|---|---|---|---|---|---|---|---|
| Container Type | | | | | | | | |
| Preservative | | | | | | | | |

| Relinquished By: | Date/Time | Received By: | Date/Time |
|---|---|---|---|
| CHRIS MANCICINI | 11/3/21 1600 | [illegible] (AAL) | 11-3-21 1600 |
| [illegible] (AAL) | 11-3-21 1800 | [illegible] & AAL | 11/3 1930 |
| [illegible] & AAL | 11/3 2330 | [illegible] | 11/3/21 2330 |

Please print clearly, legibly and completely. Samples can not be logged in and turnaround time clock will not start until any ambiguities are resolved. BY EXECUTING THIS COC, THE CLIENT HAS READ AND AGREES TO BE BOUND BY ALPHA'S TERMS & CONDITIONS. (See reverse side.)

Form No: 01-25 HC (rev. 30-Sept-2013)

# ANALYTICAL REPORT

| | |
|---|---|
| Lab Number: | L2160924 |
| Client: | Soils Engineering Services, Inc.<br>12A Maple Avenue<br>Pine Brook, NJ 07058 |
| ATTN: | Patricia Petrino |
| Phone: | (973) 808-9050 |
| Project Name: | 140 N MAIN ST |
| Project Number: | 12166 |
| Report Date: | 11/15/21 |



Certifications & Approvals: MA (M-MA030), NH NELAP (2062), CT (PH-0141), DoD (L2474), FL (E87814), IL (200081), LA (85084), ME (MA00030), MD (350), NJ (MA015), NY (11627), NC (685), OH (CL106), PA (68-02089), RI (LAO00299), TX (T104704419), VT (VT-0015), VA (460194), WA (C954), US Army Corps of Engineers, USDA (Permit #P330-17-00150), USFWS (Permit #206964).

320 Forbes Boulevard, Mansfield, MA 02048-1806
508-822-9300 (Fax) 508-822-3288 800-624-9220 - www.alphalab.com

**Project Name:** 140 N MAIN ST
**Project Number:** 12166

**Lab Number:** L2160924
**Report Date:** 11/15/21

| Alpha Sample ID | Client ID | Matrix | Sample Location | Collection Date/Time | Receive Date |
|---|---|---|---|---|---|
| L2160924-01 | AA-1 | AIR | PORT CHESTER, NY | 11/04/21 17:24 | 11/04/21 |
| L2160924-02 | IA-1 | AIR | PORT CHESTER, NY | 11/04/21 17:09 | 11/04/21 |
| L2160924-03 | IA-2 | AIR | PORT CHESTER, NY | 11/04/21 17:25 | 11/04/21 |
| L2160924-04 | SV-1 | SOIL_VAPOR | PORT CHESTER, NY | 11/04/21 14:11 | 11/04/21 |
| L2160924-05 | SV-2 | SOIL_VAPOR | PORT CHESTER, NY | 11/04/21 14:17 | 11/04/21 |
| L2160924-06 | SV-3 | SOIL_VAPOR | PORT CHESTER, NY | 11/04/21 15:19 | 11/04/21 |
| L2160924-07 | UNUSED_CAN1499 | SOIL_VAPOR | PORT CHESTER, NY | | 11/04/21 |
| L2160924-08 | UNUSED_CAN1507 | SOIL_VAPOR | PORT CHESTER, NY | | 11/04/21 |
| L2160924-09 | UNUSED_CAN2163 | SOIL_VAPOR | PORT CHESTER, NY | | 11/04/21 |
| L2160924-10 | UNUSED_CAN2098 | SOIL_VAPOR | PORT CHESTER, NY | | 11/04/21 |
| L2160924-11 | UNUSED_CAN2977 | SOIL_VAPOR | PORT CHESTER, NY | | 11/04/21 |
| L2160924-12 | UNUSED_CAN2933 | SOIL_VAPOR | PORT CHESTER, NY | | 11/04/21 |
| L2160924-13 | UNUSED_CAN2270 | SOIL_VAPOR | PORT CHESTER, NY | | 11/04/21 |

| | | | |
|---|---|---|---|
| **Project Name:** | 140 N MAIN ST | **Lab Number:** | L2160924 |
| **Project Number:** | 12166 | **Report Date:** | 11/15/21 |

## Case Narrative

The samples were received in accordance with the Chain of Custody and no significant deviations were encountered during the preparation or analysis unless otherwise noted. Sample Receipt, Container Information, and the Chain of Custody are located at the back of the report.

Results contained within this report relate only to the samples submitted under this Alpha Lab Number and meet NELAP requirements for all NELAP accredited parameters unless otherwise noted in the following narrative. The data presented in this report is organized by parameter (i.e. VOC, SVOC, etc.). Sample specific Quality Control data (i.e. Surrogate Spike Recovery) is reported at the end of the target analyte list for each individual sample, followed by the Laboratory Batch Quality Control at the end of each parameter. Tentatively Identified Compounds (TICs), if requested, are reported for compounds identified to be present and are not part of the method/program Target Compound List, even if only a subset of the TCL are being reported. If a sample was re-analyzed or re-extracted due to a required quality control corrective action and if both sets of data are reported, the Laboratory ID of the re-analysis or re-extraction is designated with an "R" or "RE", respectively.

When multiple Batch Quality Control elements are reported (e.g. more than one LCS), the associated samples for each element are noted in the grey shaded header line of each data table. Any Laboratory Batch, Sample Specific % recovery or RPD value that is outside the listed Acceptance Criteria is bolded in the report. In reference to questions H (CAM) or 4 (RCP) when "NO" is checked, the performance criteria for CAM and RCP methods allow for some quality control failures to occur and still be within method compliance. In these instances, the specific failure is not narrated but noted in the associated QC Outlier Summary Report, located directly after the Case Narrative. QC information is also incorporated in the Data Usability Assessment table (Format 11) of our Data Merger tool, where it can be reviewed in conjunction with the sample result, associated regulatory criteria and any associated data usability implications.

Soil/sediments, solids and tissues are reported on a dry weight basis unless otherwise noted. Definitions of all data qualifiers and acronyms used in this report are provided in the Glossary located at the back of the report.

HOLD POLICY - For samples submitted on hold, Alpha's policy is to hold samples (with the exception of Air canisters) free of charge for 21 calendar days from the date the project is completed. After 21 calendar days, we will dispose of all samples submitted including those put on hold unless you have contacted your Alpha Project Manager and made arrangements for Alpha to continue to hold the samples. Air canisters will be disposed after 3 business days from the date the project is completed.

Please contact Project Management at 800-624-9220 with any questions.

| | | | |
|---|---|---|---|
| **Project Name:** | 140 N MAIN ST | **Lab Number:** | L2160924 |
| **Project Number:** | 12166 | **Report Date:** | 11/15/21 |

**Case Narrative (continued)**

Volatile Organics in Air

Canisters were released from the laboratory on November 2, 2021. The canister certification results are provided as an addendum.

L2160924-04D, -05D, and -06D: Prior to sample analysis, the canisters were pressurized with UHP Nitrogen due to canister size. The pressurization resulted in a dilution of the samples. The reporting limits have been elevated accordingly.

I, the undersigned, attest under the pains and penalties of perjury that, to the best of my knowledge and belief and based upon my personal inquiry of those responsible for providing the information contained in this analytical report, such information is accurate and complete. This certificate of analysis is not complete unless this page accompanies any and all pages of this report.

Authorized Signature: Christopher J. Anderson

Title: Technical Director/Representative Date: 11/15/21

# AIR

**Project Name:** 140 N MAIN ST
**Project Number:** 12166
**Lab Number:** L2160924
**Report Date:** 11/15/21

## SAMPLE RESULTS

Lab ID: L2160924-01
Client ID: AA-1
Sample Location: PORT CHESTER, NY

Date Collected: 11/04/21 17:24
Date Received: 11/04/21
Field Prep: Not Specified

Sample Depth:
Matrix: Air
Anaytical Method: 48,TO-15
Analytical Date: 11/14/21 19:16
Analyst: TS

| | ppbV | | | ug/m3 | | | | |
|---|---|---|---|---|---|---|---|---|
| **Parameter** | **Results** | **RL** | **MDL** | **Results** | **RL** | **MDL** | **Qualifier** | **Dilution Factor** |
| Volatile Organics in Air - Mansfield Lab | | | | | | | | |
| Dichlorodifluoromethane | 0.469 | 0.200 | -- | 2.32 | 0.989 | -- | | 1 |
| Chloromethane | 0.467 | 0.200 | -- | 0.964 | 0.413 | -- | | 1 |
| Freon-114 | ND | 0.200 | -- | ND | 1.40 | -- | | 1 |
| 1,3-Butadiene | ND | 0.200 | -- | ND | 0.442 | -- | | 1 |
| Bromomethane | ND | 0.200 | -- | ND | 0.777 | -- | | 1 |
| Chloroethane | ND | 0.200 | -- | ND | 0.528 | -- | | 1 |
| Ethanol | 6.04 | 5.00 | -- | 11.4 | 9.42 | -- | | 1 |
| Vinyl bromide | ND | 0.200 | -- | ND | 0.874 | -- | | 1 |
| Acetone | 1.84 | 1.00 | -- | 4.37 | 2.38 | -- | | 1 |
| Trichlorofluoromethane | 0.255 | 0.200 | -- | 1.43 | 1.12 | -- | | 1 |
| Isopropanol | ND | 0.500 | -- | ND | 1.23 | -- | | 1 |
| Tertiary butyl Alcohol | ND | 0.500 | -- | ND | 1.52 | -- | | 1 |
| Methylene chloride | ND | 0.500 | -- | ND | 1.74 | -- | | 1 |
| 3-Chloropropene | ND | 0.200 | -- | ND | 0.626 | -- | | 1 |
| Carbon disulfide | ND | 0.200 | -- | ND | 0.623 | -- | | 1 |
| Freon-113 | ND | 0.200 | -- | ND | 1.53 | -- | | 1 |
| trans-1,2-Dichloroethene | ND | 0.200 | -- | ND | 0.793 | -- | | 1 |
| 1,1-Dichloroethane | ND | 0.200 | -- | ND | 0.809 | -- | | 1 |
| Methyl tert butyl ether | ND | 0.200 | -- | ND | 0.721 | -- | | 1 |
| 2-Butanone | ND | 0.500 | -- | ND | 1.47 | -- | | 1 |
| Ethyl Acetate | ND | 0.500 | -- | ND | 1.80 | -- | | 1 |
| Chloroform | ND | 0.200 | -- | ND | 0.977 | -- | | 1 |
| Tetrahydrofuran | ND | 0.500 | -- | ND | 1.47 | -- | | 1 |

**Project Name:** 140 N MAIN ST
**Project Number:** 12166
**Lab Number:** L2160924
**Report Date:** 11/15/21

## SAMPLE RESULTS

Lab ID: L2160924-01
Client ID: AA-1
Sample Location: PORT CHESTER, NY

Date Collected: 11/04/21 17:24
Date Received: 11/04/21
Field Prep: Not Specified

Sample Depth:

| Parameter | ppbV Results | ppbV RL | ppbV MDL | ug/m3 Results | ug/m3 RL | ug/m3 MDL | Qualifier | Dilution Factor |
|---|---|---|---|---|---|---|---|---|
| Volatile Organics in Air - Mansfield Lab | | | | | | | | |
| 1,2-Dichloroethane | ND | 0.200 | -- | ND | 0.809 | -- | | 1 |
| n-Hexane | ND | 0.200 | -- | ND | 0.705 | -- | | 1 |
| Benzene | ND | 0.200 | -- | ND | 0.639 | -- | | 1 |
| Cyclohexane | ND | 0.200 | -- | ND | 0.688 | -- | | 1 |
| 1,2-Dichloropropane | ND | 0.200 | -- | ND | 0.924 | -- | | 1 |
| Bromodichloromethane | ND | 0.200 | -- | ND | 1.34 | -- | | 1 |
| 1,4-Dioxane | ND | 0.200 | -- | ND | 0.721 | -- | | 1 |
| 2,2,4-Trimethylpentane | ND | 0.200 | -- | ND | 0.934 | -- | | 1 |
| Heptane | ND | 0.200 | -- | ND | 0.820 | -- | | 1 |
| cis-1,3-Dichloropropene | ND | 0.200 | -- | ND | 0.908 | -- | | 1 |
| 4-Methyl-2-pentanone | ND | 0.500 | -- | ND | 2.05 | -- | | 1 |
| trans-1,3-Dichloropropene | ND | 0.200 | -- | ND | 0.908 | -- | | 1 |
| 1,1,2-Trichloroethane | ND | 0.200 | -- | ND | 1.09 | -- | | 1 |
| Toluene | 0.276 | 0.200 | -- | 1.04 | 0.754 | -- | | 1 |
| 2-Hexanone | ND | 0.200 | -- | ND | 0.820 | -- | | 1 |
| Dibromochloromethane | ND | 0.200 | -- | ND | 1.70 | -- | | 1 |
| 1,2-Dibromoethane | ND | 0.200 | -- | ND | 1.54 | -- | | 1 |
| Chlorobenzene | ND | 0.200 | -- | ND | 0.921 | -- | | 1 |
| Ethylbenzene | ND | 0.200 | -- | ND | 0.869 | -- | | 1 |
| p/m-Xylene | ND | 0.400 | -- | ND | 1.74 | -- | | 1 |
| Bromoform | ND | 0.200 | -- | ND | 2.07 | -- | | 1 |
| Styrene | ND | 0.200 | -- | ND | 0.852 | -- | | 1 |
| 1,1,2,2-Tetrachloroethane | ND | 0.200 | -- | ND | 1.37 | -- | | 1 |
| o-Xylene | ND | 0.200 | -- | ND | 0.869 | -- | | 1 |
| 4-Ethyltoluene | ND | 0.200 | -- | ND | 0.983 | -- | | 1 |
| 1,3,5-Trimethylbenzene | ND | 0.200 | -- | ND | 0.983 | -- | | 1 |

**Project Name:** 140 N MAIN ST
**Project Number:** 12166
**Lab Number:** L2160924
**Report Date:** 11/15/21

## SAMPLE RESULTS

Lab ID: L2160924-01
Client ID: AA-1
Sample Location: PORT CHESTER, NY

Date Collected: 11/04/21 17:24
Date Received: 11/04/21
Field Prep: Not Specified

Sample Depth:

| Parameter | ppbV Results | ppbV RL | ppbV MDL | ug/m3 Results | ug/m3 RL | ug/m3 MDL | Qualifier | Dilution Factor |
|---|---|---|---|---|---|---|---|---|
| Volatile Organics in Air - Mansfield Lab | | | | | | | | |
| 1,2,4-Trimethylbenzene | ND | 0.200 | -- | ND | 0.983 | -- | | 1 |
| Benzyl chloride | ND | 0.200 | -- | ND | 1.04 | -- | | 1 |
| 1,3-Dichlorobenzene | ND | 0.200 | -- | ND | 1.20 | -- | | 1 |
| 1,4-Dichlorobenzene | ND | 0.200 | -- | ND | 1.20 | -- | | 1 |
| 1,2-Dichlorobenzene | ND | 0.200 | -- | ND | 1.20 | -- | | 1 |
| 1,2,4-Trichlorobenzene | ND | 0.200 | -- | ND | 1.48 | -- | | 1 |
| Hexachlorobutadiene | ND | 0.200 | -- | ND | 2.13 | -- | | 1 |

| Internal Standard | % Recovery | Qualifier | Acceptance Criteria |
|---|---|---|---|
| 1,4-Difluorobenzene | 88 | | 60-140 |
| Bromochloromethane | 89 | | 60-140 |
| chlorobenzene-d5 | 90 | | 60-140 |

**Project Name:** 140 N MAIN ST
**Project Number:** 12166
**Lab Number:** L2160924
**Report Date:** 11/15/21

## SAMPLE RESULTS

Lab ID: L2160924-01
Client ID: AA-1
Sample Location: PORT CHESTER, NY

Date Collected: 11/04/21 17:24
Date Received: 11/04/21
Field Prep: Not Specified

Sample Depth:
Matrix: Air
Anaytical Method: 48,TO-15-SIM
Analytical Date: 11/14/21 19:16
Analyst: TS

| | ppbV | | | ug/m3 | | | | |
|---|---|---|---|---|---|---|---|---|
| **Parameter** | **Results** | **RL** | **MDL** | **Results** | **RL** | **MDL** | **Qualifier** | **Dilution Factor** |
| Volatile Organics in Air by SIM - Mansfield Lab | | | | | | | | |
| Vinyl chloride | ND | 0.020 | -- | ND | 0.051 | -- | | 1 |
| 1,1-Dichloroethene | ND | 0.020 | -- | ND | 0.079 | -- | | 1 |
| cis-1,2-Dichloroethene | ND | 0.020 | -- | ND | 0.079 | -- | | 1 |
| 1,1,1-Trichloroethane | ND | 0.020 | -- | ND | 0.109 | -- | | 1 |
| Carbon tetrachloride | 0.070 | 0.020 | -- | 0.440 | 0.126 | -- | | 1 |
| Trichloroethene | ND | 0.020 | -- | ND | 0.107 | -- | | 1 |
| Tetrachloroethene | ND | 0.020 | -- | ND | 0.136 | -- | | 1 |

| **Internal Standard** | **% Recovery** | **Qualifier** | **Acceptance Criteria** |
|---|---|---|---|
| 1,4-difluorobenzene | 92 | | 60-140 |
| bromochloromethane | 92 | | 60-140 |
| chlorobenzene-d5 | 92 | | 60-140 |

**Project Name:** 140 N MAIN ST
**Project Number:** 12166
**Lab Number:** L2160924
**Report Date:** 11/15/21

## SAMPLE RESULTS

Lab ID: L2160924-02
Client ID: IA-1
Sample Location: PORT CHESTER, NY

Date Collected: 11/04/21 17:09
Date Received: 11/04/21
Field Prep: Not Specified

Sample Depth:
Matrix: Air
Anaytical Method: 48,TO-15
Analytical Date: 11/15/21 02:45
Analyst: TS

| | ppbV | | | ug/m3 | | | | |
|---|---|---|---|---|---|---|---|---|
| **Parameter** | **Results** | **RL** | **MDL** | **Results** | **RL** | **MDL** | **Qualifier** | **Dilution Factor** |
| Volatile Organics in Air - Mansfield Lab | | | | | | | | |
| Dichlorodifluoromethane | 0.457 | 0.200 | -- | 2.26 | 0.989 | -- | | 1 |
| Chloromethane | 0.431 | 0.200 | -- | 0.890 | 0.413 | -- | | 1 |
| Freon-114 | ND | 0.200 | -- | ND | 1.40 | -- | | 1 |
| 1,3-Butadiene | ND | 0.200 | -- | ND | 0.442 | -- | | 1 |
| Bromomethane | ND | 0.200 | -- | ND | 0.777 | -- | | 1 |
| Chloroethane | ND | 0.200 | -- | ND | 0.528 | -- | | 1 |
| Ethanol | 83.2 | 5.00 | -- | 157 | 9.42 | -- | | 1 |
| Vinyl bromide | ND | 0.200 | -- | ND | 0.874 | -- | | 1 |
| Acetone | 5.02 | 1.00 | -- | 11.9 | 2.38 | -- | | 1 |
| Trichlorofluoromethane | 0.257 | 0.200 | -- | 1.44 | 1.12 | -- | | 1 |
| Isopropanol | 5.09 | 0.500 | -- | 12.5 | 1.23 | -- | | 1 |
| Tertiary butyl Alcohol | 0.745 | 0.500 | -- | 2.26 | 1.52 | -- | | 1 |
| Methylene chloride | ND | 0.500 | -- | ND | 1.74 | -- | | 1 |
| 3-Chloropropene | ND | 0.200 | -- | ND | 0.626 | -- | | 1 |
| Carbon disulfide | ND | 0.200 | -- | ND | 0.623 | -- | | 1 |
| Freon-113 | ND | 0.200 | -- | ND | 1.53 | -- | | 1 |
| trans-1,2-Dichloroethene | ND | 0.200 | -- | ND | 0.793 | -- | | 1 |
| 1,1-Dichloroethane | ND | 0.200 | -- | ND | 0.809 | -- | | 1 |
| Methyl tert butyl ether | ND | 0.200 | -- | ND | 0.721 | -- | | 1 |
| 2-Butanone | ND | 0.500 | -- | ND | 1.47 | -- | | 1 |
| Ethyl Acetate | ND | 0.500 | -- | ND | 1.80 | -- | | 1 |
| Chloroform | ND | 0.200 | -- | ND | 0.977 | -- | | 1 |
| Tetrahydrofuran | ND | 0.500 | -- | ND | 1.47 | -- | | 1 |

**Project Name:** 140 N MAIN ST
**Project Number:** 12166
**Lab Number:** L2160924
**Report Date:** 11/15/21

## SAMPLE RESULTS

Lab ID: L2160924-02
Client ID: IA-1
Sample Location: PORT CHESTER, NY

Date Collected: 11/04/21 17:09
Date Received: 11/04/21
Field Prep: Not Specified

Sample Depth:

| Parameter | ppbV Results | ppbV RL | ppbV MDL | ug/m3 Results | ug/m3 RL | ug/m3 MDL | Qualifier | Dilution Factor |
|---|---|---|---|---|---|---|---|---|
| Volatile Organics in Air - Mansfield Lab | | | | | | | | |
| 1,2-Dichloroethane | ND | 0.200 | -- | ND | 0.809 | -- | | 1 |
| n-Hexane | ND | 0.200 | -- | ND | 0.705 | -- | | 1 |
| Benzene | ND | 0.200 | -- | ND | 0.639 | -- | | 1 |
| Cyclohexane | ND | 0.200 | -- | ND | 0.688 | -- | | 1 |
| 1,2-Dichloropropane | ND | 0.200 | -- | ND | 0.924 | -- | | 1 |
| Bromodichloromethane | ND | 0.200 | -- | ND | 1.34 | -- | | 1 |
| 1,4-Dioxane | ND | 0.200 | -- | ND | 0.721 | -- | | 1 |
| 2,2,4-Trimethylpentane | 0.228 | 0.200 | -- | 1.06 | 0.934 | -- | | 1 |
| Heptane | ND | 0.200 | -- | ND | 0.820 | -- | | 1 |
| cis-1,3-Dichloropropene | ND | 0.200 | -- | ND | 0.908 | -- | | 1 |
| 4-Methyl-2-pentanone | ND | 0.500 | -- | ND | 2.05 | -- | | 1 |
| trans-1,3-Dichloropropene | ND | 0.200 | -- | ND | 0.908 | -- | | 1 |
| 1,1,2-Trichloroethane | ND | 0.200 | -- | ND | 1.09 | -- | | 1 |
| Toluene | 0.357 | 0.200 | -- | 1.35 | 0.754 | -- | | 1 |
| 2-Hexanone | ND | 0.200 | -- | ND | 0.820 | -- | | 1 |
| Dibromochloromethane | ND | 0.200 | -- | ND | 1.70 | -- | | 1 |
| 1,2-Dibromoethane | ND | 0.200 | -- | ND | 1.54 | -- | | 1 |
| Chlorobenzene | ND | 0.200 | -- | ND | 0.921 | -- | | 1 |
| Ethylbenzene | ND | 0.200 | -- | ND | 0.869 | -- | | 1 |
| p/m-Xylene | ND | 0.400 | -- | ND | 1.74 | -- | | 1 |
| Bromoform | ND | 0.200 | -- | ND | 2.07 | -- | | 1 |
| Styrene | ND | 0.200 | -- | ND | 0.852 | -- | | 1 |
| 1,1,2,2-Tetrachloroethane | ND | 0.200 | -- | ND | 1.37 | -- | | 1 |
| o-Xylene | ND | 0.200 | -- | ND | 0.869 | -- | | 1 |
| 4-Ethyltoluene | ND | 0.200 | -- | ND | 0.983 | -- | | 1 |
| 1,3,5-Trimethylbenzene | ND | 0.200 | -- | ND | 0.983 | -- | | 1 |

**Project Name:** 140 N MAIN ST
**Project Number:** 12166
**Lab Number:** L2160924
**Report Date:** 11/15/21

## SAMPLE RESULTS

Lab ID: L2160924-02
Client ID: IA-1
Sample Location: PORT CHESTER, NY

Date Collected: 11/04/21 17:09
Date Received: 11/04/21
Field Prep: Not Specified

Sample Depth:

| Parameter | ppbV Results | ppbV RL | ppbV MDL | ug/m3 Results | ug/m3 RL | ug/m3 MDL | Qualifier | Dilution Factor |
|---|---|---|---|---|---|---|---|---|
| Volatile Organics in Air - Mansfield Lab | | | | | | | | |
| 1,2,4-Trimethylbenzene | ND | 0.200 | -- | ND | 0.983 | -- | | 1 |
| Benzyl chloride | ND | 0.200 | -- | ND | 1.04 | -- | | 1 |
| 1,3-Dichlorobenzene | ND | 0.200 | -- | ND | 1.20 | -- | | 1 |
| 1,4-Dichlorobenzene | ND | 0.200 | -- | ND | 1.20 | -- | | 1 |
| 1,2-Dichlorobenzene | ND | 0.200 | -- | ND | 1.20 | -- | | 1 |
| 1,2,4-Trichlorobenzene | ND | 0.200 | -- | ND | 1.48 | -- | | 1 |
| Hexachlorobutadiene | ND | 0.200 | -- | ND | 2.13 | -- | | 1 |

| Internal Standard | % Recovery | Qualifier | Acceptance Criteria |
|---|---|---|---|
| 1,4-Difluorobenzene | 92 | | 60-140 |
| Bromochloromethane | 93 | | 60-140 |
| chlorobenzene-d5 | 96 | | 60-140 |

**Project Name:** 140 N MAIN ST
**Project Number:** 12166
**Lab Number:** L2160924
**Report Date:** 11/15/21

## SAMPLE RESULTS

Lab ID: L2160924-02
Client ID: IA-1
Sample Location: PORT CHESTER, NY

Date Collected: 11/04/21 17:09
Date Received: 11/04/21
Field Prep: Not Specified

Sample Depth:
Matrix: Air
Anaytical Method: 48,TO-15-SIM
Analytical Date: 11/15/21 02:45
Analyst: TS

| | ppbV | | | ug/m3 | | | | |
|---|---|---|---|---|---|---|---|---|
| **Parameter** | **Results** | **RL** | **MDL** | **Results** | **RL** | **MDL** | **Qualifier** | **Dilution Factor** |
| Volatile Organics in Air by SIM - Mansfield Lab | | | | | | | | |
| Vinyl chloride | ND | 0.020 | -- | ND | 0.051 | -- | | 1 |
| 1,1-Dichloroethene | ND | 0.020 | -- | ND | 0.079 | -- | | 1 |
| cis-1,2-Dichloroethene | ND | 0.020 | -- | ND | 0.079 | -- | | 1 |
| 1,1,1-Trichloroethane | ND | 0.020 | -- | ND | 0.109 | -- | | 1 |
| Carbon tetrachloride | 0.070 | 0.020 | -- | 0.440 | 0.126 | -- | | 1 |
| Trichloroethene | ND | 0.020 | -- | ND | 0.107 | -- | | 1 |
| Tetrachloroethene | ND | 0.020 | -- | ND | 0.136 | -- | | 1 |

| **Internal Standard** | **% Recovery** | **Qualifier** | **Acceptance Criteria** |
|---|---|---|---|
| 1,4-difluorobenzene | 96 | | 60-140 |
| bromochloromethane | 97 | | 60-140 |
| chlorobenzene-d5 | 97 | | 60-140 |

**Project Name:** 140 N MAIN ST
**Project Number:** 12166
**Lab Number:** L2160924
**Report Date:** 11/15/21

## SAMPLE RESULTS

Lab ID: L2160924-03
Client ID: IA-2
Sample Location: PORT CHESTER, NY

Date Collected: 11/04/21 17:25
Date Received: 11/04/21
Field Prep: Not Specified

Sample Depth:
Matrix: Air
Anaytical Method: 48,TO-15
Analytical Date: 11/15/21 03:26
Analyst: TS

| | ppbV | | | ug/m3 | | | | |
|---|---|---|---|---|---|---|---|---|
| **Parameter** | **Results** | **RL** | **MDL** | **Results** | **RL** | **MDL** | **Qualifier** | **Dilution Factor** |
| Volatile Organics in Air - Mansfield Lab | | | | | | | | |
| Dichlorodifluoromethane | 0.480 | 0.200 | -- | 2.37 | 0.989 | -- | | 1 |
| Chloromethane | 0.580 | 0.200 | -- | 1.20 | 0.413 | -- | | 1 |
| Freon-114 | ND | 0.200 | -- | ND | 1.40 | -- | | 1 |
| 1,3-Butadiene | ND | 0.200 | -- | ND | 0.442 | -- | | 1 |
| Bromomethane | ND | 0.200 | -- | ND | 0.777 | -- | | 1 |
| Chloroethane | ND | 0.200 | -- | ND | 0.528 | -- | | 1 |
| Ethanol | 48.0 | 5.00 | -- | 90.4 | 9.42 | -- | | 1 |
| Vinyl bromide | ND | 0.200 | -- | ND | 0.874 | -- | | 1 |
| Acetone | 5.08 | 1.00 | -- | 12.1 | 2.38 | -- | | 1 |
| Trichlorofluoromethane | 0.246 | 0.200 | -- | 1.38 | 1.12 | -- | | 1 |
| Isopropanol | 8.96 | 0.500 | -- | 22.0 | 1.23 | -- | | 1 |
| Tertiary butyl Alcohol | ND | 0.500 | -- | ND | 1.52 | -- | | 1 |
| Methylene chloride | ND | 0.500 | -- | ND | 1.74 | -- | | 1 |
| 3-Chloropropene | ND | 0.200 | -- | ND | 0.626 | -- | | 1 |
| Carbon disulfide | ND | 0.200 | -- | ND | 0.623 | -- | | 1 |
| Freon-113 | ND | 0.200 | -- | ND | 1.53 | -- | | 1 |
| trans-1,2-Dichloroethene | ND | 0.200 | -- | ND | 0.793 | -- | | 1 |
| 1,1-Dichloroethane | ND | 0.200 | -- | ND | 0.809 | -- | | 1 |
| Methyl tert butyl ether | ND | 0.200 | -- | ND | 0.721 | -- | | 1 |
| 2-Butanone | ND | 0.500 | -- | ND | 1.47 | -- | | 1 |
| Ethyl Acetate | ND | 0.500 | -- | ND | 1.80 | -- | | 1 |
| Chloroform | 1.05 | 0.200 | -- | 5.13 | 0.977 | -- | | 1 |
| Tetrahydrofuran | ND | 0.500 | -- | ND | 1.47 | -- | | 1 |

**Project Name:** 140 N MAIN ST
**Project Number:** 12166
**Lab Number:** L2160924
**Report Date:** 11/15/21

## SAMPLE RESULTS

Lab ID: L2160924-03
Client ID: IA-2
Sample Location: PORT CHESTER, NY

Date Collected: 11/04/21 17:25
Date Received: 11/04/21
Field Prep: Not Specified

Sample Depth:

| Parameter | ppbV Results | ppbV RL | ppbV MDL | ug/m3 Results | ug/m3 RL | ug/m3 MDL | Qualifier | Dilution Factor |
|---|---|---|---|---|---|---|---|---|
| Volatile Organics in Air - Mansfield Lab | | | | | | | | |
| 1,2-Dichloroethane | ND | 0.200 | -- | ND | 0.809 | -- | | 1 |
| n-Hexane | ND | 0.200 | -- | ND | 0.705 | -- | | 1 |
| Benzene | ND | 0.200 | -- | ND | 0.639 | -- | | 1 |
| Cyclohexane | ND | 0.200 | -- | ND | 0.688 | -- | | 1 |
| 1,2-Dichloropropane | ND | 0.200 | -- | ND | 0.924 | -- | | 1 |
| Bromodichloromethane | ND | 0.200 | -- | ND | 1.34 | -- | | 1 |
| 1,4-Dioxane | ND | 0.200 | -- | ND | 0.721 | -- | | 1 |
| 2,2,4-Trimethylpentane | ND | 0.200 | -- | ND | 0.934 | -- | | 1 |
| Heptane | ND | 0.200 | -- | ND | 0.820 | -- | | 1 |
| cis-1,3-Dichloropropene | ND | 0.200 | -- | ND | 0.908 | -- | | 1 |
| 4-Methyl-2-pentanone | ND | 0.500 | -- | ND | 2.05 | -- | | 1 |
| trans-1,3-Dichloropropene | ND | 0.200 | -- | ND | 0.908 | -- | | 1 |
| 1,1,2-Trichloroethane | ND | 0.200 | -- | ND | 1.09 | -- | | 1 |
| Toluene | 0.263 | 0.200 | -- | 0.991 | 0.754 | -- | | 1 |
| 2-Hexanone | ND | 0.200 | -- | ND | 0.820 | -- | | 1 |
| Dibromochloromethane | ND | 0.200 | -- | ND | 1.70 | -- | | 1 |
| 1,2-Dibromoethane | ND | 0.200 | -- | ND | 1.54 | -- | | 1 |
| Chlorobenzene | ND | 0.200 | -- | ND | 0.921 | -- | | 1 |
| Ethylbenzene | ND | 0.200 | -- | ND | 0.869 | -- | | 1 |
| p/m-Xylene | ND | 0.400 | -- | ND | 1.74 | -- | | 1 |
| Bromoform | ND | 0.200 | -- | ND | 2.07 | -- | | 1 |
| Styrene | ND | 0.200 | -- | ND | 0.852 | -- | | 1 |
| 1,1,2,2-Tetrachloroethane | ND | 0.200 | -- | ND | 1.37 | -- | | 1 |
| o-Xylene | ND | 0.200 | -- | ND | 0.869 | -- | | 1 |
| 4-Ethyltoluene | ND | 0.200 | -- | ND | 0.983 | -- | | 1 |
| 1,3,5-Trimethylbenzene | ND | 0.200 | -- | ND | 0.983 | -- | | 1 |

**Project Name:** 140 N MAIN ST
**Project Number:** 12166
**Lab Number:** L2160924
**Report Date:** 11/15/21

## SAMPLE RESULTS

Lab ID: L2160924-03
Client ID: IA-2
Sample Location: PORT CHESTER, NY

Date Collected: 11/04/21 17:25
Date Received: 11/04/21
Field Prep: Not Specified

Sample Depth:

| Parameter | ppbV Results | ppbV RL | ppbV MDL | ug/m3 Results | ug/m3 RL | ug/m3 MDL | Qualifier | Dilution Factor |
|---|---|---|---|---|---|---|---|---|
| Volatile Organics in Air - Mansfield Lab | | | | | | | | |
| 1,2,4-Trimethylbenzene | ND | 0.200 | -- | ND | 0.983 | -- | | 1 |
| Benzyl chloride | ND | 0.200 | -- | ND | 1.04 | -- | | 1 |
| 1,3-Dichlorobenzene | ND | 0.200 | -- | ND | 1.20 | -- | | 1 |
| 1,4-Dichlorobenzene | ND | 0.200 | -- | ND | 1.20 | -- | | 1 |
| 1,2-Dichlorobenzene | ND | 0.200 | -- | ND | 1.20 | -- | | 1 |
| 1,2,4-Trichlorobenzene | ND | 0.200 | -- | ND | 1.48 | -- | | 1 |
| Hexachlorobutadiene | ND | 0.200 | -- | ND | 2.13 | -- | | 1 |

| Internal Standard | % Recovery | Qualifier | Acceptance Criteria |
|---|---|---|---|
| 1,4-Difluorobenzene | 91 | | 60-140 |
| Bromochloromethane | 90 | | 60-140 |
| chlorobenzene-d5 | 91 | | 60-140 |

**Project Name:** 140 N MAIN ST
**Project Number:** 12166
**Lab Number:** L2160924
**Report Date:** 11/15/21

## SAMPLE RESULTS

Lab ID: L2160924-03
Client ID: IA-2
Sample Location: PORT CHESTER, NY

Date Collected: 11/04/21 17:25
Date Received: 11/04/21
Field Prep: Not Specified

Sample Depth:
Matrix: Air
Anaytical Method: 48,TO-15-SIM
Analytical Date: 11/15/21 03:26
Analyst: TS

| | ppbV | | | ug/m3 | | | | |
|---|---|---|---|---|---|---|---|---|
| **Parameter** | **Results** | **RL** | **MDL** | **Results** | **RL** | **MDL** | **Qualifier** | **Dilution Factor** |
| Volatile Organics in Air by SIM - Mansfield Lab | | | | | | | | |
| Vinyl chloride | ND | 0.020 | -- | ND | 0.051 | -- | | 1 |
| 1,1-Dichloroethene | ND | 0.020 | -- | ND | 0.079 | -- | | 1 |
| cis-1,2-Dichloroethene | ND | 0.020 | -- | ND | 0.079 | -- | | 1 |
| 1,1,1-Trichloroethane | ND | 0.020 | -- | ND | 0.109 | -- | | 1 |
| Carbon tetrachloride | 0.314 | 0.020 | -- | 1.98 | 0.126 | -- | | 1 |
| Trichloroethene | ND | 0.020 | -- | ND | 0.107 | -- | | 1 |
| Tetrachloroethene | ND | 0.020 | -- | ND | 0.136 | -- | | 1 |

| **Internal Standard** | **% Recovery** | **Qualifier** | **Acceptance Criteria** |
|---|---|---|---|
| 1,4-difluorobenzene | 94 | | 60-140 |
| bromochloromethane | 93 | | 60-140 |
| chlorobenzene-d5 | 93 | | 60-140 |

**Project Name:** 140 N MAIN ST
**Project Number:** 12166
**Lab Number:** L2160924
**Report Date:** 11/15/21

## SAMPLE RESULTS

Lab ID: L2160924-04 D
Client ID: SV-1
Sample Location: PORT CHESTER, NY

Date Collected: 11/04/21 14:11
Date Received: 11/04/21
Field Prep: Not Specified

Sample Depth:
Matrix: Soil_Vapor
Anaytical Method: 48,TO-15
Analytical Date: 11/15/21 04:05
Analyst: TS

| | ppbV | | | ug/m3 | | | | |
|---|---|---|---|---|---|---|---|---|
| **Parameter** | **Results** | **RL** | **MDL** | **Results** | **RL** | **MDL** | **Qualifier** | **Dilution Factor** |
| Volatile Organics in Air - Mansfield Lab | | | | | | | | |
| Dichlorodifluoromethane | 0.500 | 0.472 | -- | 2.47 | 2.33 | -- | | 2.361 |
| Chloromethane | 0.515 | 0.472 | -- | 1.06 | 0.975 | -- | | 2.361 |
| Freon-114 | ND | 0.472 | -- | ND | 3.30 | -- | | 2.361 |
| Vinyl chloride | ND | 0.472 | -- | ND | 1.21 | -- | | 2.361 |
| 1,3-Butadiene | ND | 0.472 | -- | ND | 1.04 | -- | | 2.361 |
| Bromomethane | ND | 0.472 | -- | ND | 1.83 | -- | | 2.361 |
| Chloroethane | ND | 0.472 | -- | ND | 1.25 | -- | | 2.361 |
| Ethanol | 26.0 | 11.8 | -- | 49.0 | 22.2 | -- | | 2.361 |
| Vinyl bromide | ND | 0.472 | -- | ND | 2.06 | -- | | 2.361 |
| Acetone | 6.37 | 2.36 | -- | 15.1 | 5.61 | -- | | 2.361 |
| Trichlorofluoromethane | ND | 0.472 | -- | ND | 2.65 | -- | | 2.361 |
| Isopropanol | ND | 1.18 | -- | ND | 2.90 | -- | | 2.361 |
| 1,1-Dichloroethene | ND | 0.472 | -- | ND | 1.87 | -- | | 2.361 |
| Tertiary butyl Alcohol | ND | 1.18 | -- | ND | 3.58 | -- | | 2.361 |
| Methylene chloride | ND | 1.18 | -- | ND | 4.10 | -- | | 2.361 |
| 3-Chloropropene | ND | 0.472 | -- | ND | 1.48 | -- | | 2.361 |
| Carbon disulfide | ND | 0.472 | -- | ND | 1.47 | -- | | 2.361 |
| Freon-113 | ND | 0.472 | -- | ND | 3.62 | -- | | 2.361 |
| trans-1,2-Dichloroethene | ND | 0.472 | -- | ND | 1.87 | -- | | 2.361 |
| 1,1-Dichloroethane | ND | 0.472 | -- | ND | 1.91 | -- | | 2.361 |
| Methyl tert butyl ether | ND | 0.472 | -- | ND | 1.70 | -- | | 2.361 |
| 2-Butanone | ND | 1.18 | -- | ND | 3.48 | -- | | 2.361 |
| cis-1,2-Dichloroethene | ND | 0.472 | -- | ND | 1.87 | -- | | 2.361 |

**Project Name:** 140 N MAIN ST
**Project Number:** 12166
**Lab Number:** L2160924
**Report Date:** 11/15/21

## SAMPLE RESULTS

Lab ID: L2160924-04 D
Client ID: SV-1
Sample Location: PORT CHESTER, NY

Date Collected: 11/04/21 14:11
Date Received: 11/04/21
Field Prep: Not Specified

Sample Depth:

| Parameter | ppbV Results | ppbV RL | ppbV MDL | ug/m3 Results | ug/m3 RL | ug/m3 MDL | Qualifier | Dilution Factor |
|---|---|---|---|---|---|---|---|---|
| **Volatile Organics in Air - Mansfield Lab** | | | | | | | | |
| Ethyl Acetate | ND | 1.18 | -- | ND | 4.25 | -- | | 2.361 |
| Chloroform | ND | 0.472 | -- | ND | 2.30 | -- | | 2.361 |
| Tetrahydrofuran | ND | 1.18 | -- | ND | 3.48 | -- | | 2.361 |
| 1,2-Dichloroethane | ND | 0.472 | -- | ND | 1.91 | -- | | 2.361 |
| n-Hexane | 0.859 | 0.472 | -- | 3.03 | 1.66 | -- | | 2.361 |
| 1,1,1-Trichloroethane | ND | 0.472 | -- | ND | 2.58 | -- | | 2.361 |
| Benzene | 0.505 | 0.472 | -- | 1.61 | 1.51 | -- | | 2.361 |
| Carbon tetrachloride | ND | 0.472 | -- | ND | 2.97 | -- | | 2.361 |
| Cyclohexane | ND | 0.472 | -- | ND | 1.62 | -- | | 2.361 |
| 1,2-Dichloropropane | ND | 0.472 | -- | ND | 2.18 | -- | | 2.361 |
| Bromodichloromethane | ND | 0.472 | -- | ND | 3.16 | -- | | 2.361 |
| 1,4-Dioxane | ND | 0.472 | -- | ND | 1.70 | -- | | 2.361 |
| Trichloroethene | ND | 0.472 | -- | ND | 2.54 | -- | | 2.361 |
| 2,2,4-Trimethylpentane | 0.786 | 0.472 | -- | 3.67 | 2.20 | -- | | 2.361 |
| Heptane | ND | 0.472 | -- | ND | 1.93 | -- | | 2.361 |
| cis-1,3-Dichloropropene | ND | 0.472 | -- | ND | 2.14 | -- | | 2.361 |
| 4-Methyl-2-pentanone | ND | 1.18 | -- | ND | 4.84 | -- | | 2.361 |
| trans-1,3-Dichloropropene | ND | 0.472 | -- | ND | 2.14 | -- | | 2.361 |
| 1,1,2-Trichloroethane | ND | 0.472 | -- | ND | 2.58 | -- | | 2.361 |
| Toluene | 1.03 | 0.472 | -- | 3.88 | 1.78 | -- | | 2.361 |
| 2-Hexanone | ND | 0.472 | -- | ND | 1.93 | -- | | 2.361 |
| Dibromochloromethane | ND | 0.472 | -- | ND | 4.02 | -- | | 2.361 |
| 1,2-Dibromoethane | ND | 0.472 | -- | ND | 3.63 | -- | | 2.361 |
| Tetrachloroethene | ND | 0.472 | -- | ND | 3.20 | -- | | 2.361 |
| Chlorobenzene | ND | 0.472 | -- | ND | 2.17 | -- | | 2.361 |
| Ethylbenzene | ND | 0.472 | -- | ND | 2.05 | -- | | 2.361 |

**Project Name:** 140 N MAIN ST
**Project Number:** 12166
**Lab Number:** L2160924
**Report Date:** 11/15/21

## SAMPLE RESULTS

Lab ID: L2160924-04 D
Client ID: SV-1
Sample Location: PORT CHESTER, NY

Date Collected: 11/04/21 14:11
Date Received: 11/04/21
Field Prep: Not Specified

Sample Depth:

| Parameter | ppbV Results | ppbV RL | ppbV MDL | ug/m3 Results | ug/m3 RL | ug/m3 MDL | Qualifier | Dilution Factor |
|---|---|---|---|---|---|---|---|---|
| Volatile Organics in Air - Mansfield Lab | | | | | | | | |
| p/m-Xylene | ND | 0.944 | -- | ND | 4.10 | -- | | 2.361 |
| Bromoform | ND | 0.472 | -- | ND | 4.88 | -- | | 2.361 |
| Styrene | ND | 0.472 | -- | ND | 2.01 | -- | | 2.361 |
| 1,1,2,2-Tetrachloroethane | ND | 0.472 | -- | ND | 3.24 | -- | | 2.361 |
| o-Xylene | ND | 0.472 | -- | ND | 2.05 | -- | | 2.361 |
| 4-Ethyltoluene | ND | 0.472 | -- | ND | 2.32 | -- | | 2.361 |
| 1,3,5-Trimethylbenzene | ND | 0.472 | -- | ND | 2.32 | -- | | 2.361 |
| 1,2,4-Trimethylbenzene | ND | 0.472 | -- | ND | 2.32 | -- | | 2.361 |
| Benzyl chloride | ND | 0.472 | -- | ND | 2.44 | -- | | 2.361 |
| 1,3-Dichlorobenzene | ND | 0.472 | -- | ND | 2.84 | -- | | 2.361 |
| 1,4-Dichlorobenzene | ND | 0.472 | -- | ND | 2.84 | -- | | 2.361 |
| 1,2-Dichlorobenzene | ND | 0.472 | -- | ND | 2.84 | -- | | 2.361 |
| 1,2,4-Trichlorobenzene | ND | 0.472 | -- | ND | 3.50 | -- | | 2.361 |
| Hexachlorobutadiene | ND | 0.472 | -- | ND | 5.03 | -- | | 2.361 |

| Internal Standard | % Recovery | Qualifier | Acceptance Criteria |
|---|---|---|---|
| 1,4-Difluorobenzene | 91 | | 60-140 |
| Bromochloromethane | 90 | | 60-140 |
| chlorobenzene-d5 | 94 | | 60-140 |

**Project Name:** 140 N MAIN ST
**Project Number:** 12166
**Lab Number:** L2160924
**Report Date:** 11/15/21

## SAMPLE RESULTS

Lab ID: L2160924-05 D
Client ID: SV-2
Sample Location: PORT CHESTER, NY

Date Collected: 11/04/21 14:17
Date Received: 11/04/21
Field Prep: Not Specified

Sample Depth:
Matrix: Soil_Vapor
Anaytical Method: 48,TO-15
Analytical Date: 11/15/21 04:45
Analyst: TS

| | ppbV | | | ug/m3 | | | | |
|---|---|---|---|---|---|---|---|---|
| **Parameter** | **Results** | **RL** | **MDL** | **Results** | **RL** | **MDL** | **Qualifier** | **Dilution Factor** |
| Volatile Organics in Air - Mansfield Lab | | | | | | | | |
| Dichlorodifluoromethane | 0.419 | 0.388 | -- | 2.07 | 1.92 | -- | | 1.939 |
| Chloromethane | ND | 0.388 | -- | ND | 0.801 | -- | | 1.939 |
| Freon-114 | ND | 0.388 | -- | ND | 2.71 | -- | | 1.939 |
| Vinyl chloride | ND | 0.388 | -- | ND | 0.992 | -- | | 1.939 |
| 1,3-Butadiene | ND | 0.388 | -- | ND | 0.858 | -- | | 1.939 |
| Bromomethane | ND | 0.388 | -- | ND | 1.51 | -- | | 1.939 |
| Chloroethane | ND | 0.388 | -- | ND | 1.02 | -- | | 1.939 |
| Ethanol | ND | 9.70 | -- | ND | 18.3 | -- | | 1.939 |
| Vinyl bromide | ND | 0.388 | -- | ND | 1.70 | -- | | 1.939 |
| Acetone | 6.30 | 1.94 | -- | 15.0 | 4.61 | -- | | 1.939 |
| Trichlorofluoromethane | ND | 0.388 | -- | ND | 2.18 | -- | | 1.939 |
| Isopropanol | ND | 0.970 | -- | ND | 2.38 | -- | | 1.939 |
| 1,1-Dichloroethene | ND | 0.388 | -- | ND | 1.54 | -- | | 1.939 |
| Tertiary butyl Alcohol | ND | 0.970 | -- | ND | 2.94 | -- | | 1.939 |
| Methylene chloride | ND | 0.970 | -- | ND | 3.37 | -- | | 1.939 |
| 3-Chloropropene | ND | 0.388 | -- | ND | 1.21 | -- | | 1.939 |
| Carbon disulfide | ND | 0.388 | -- | ND | 1.21 | -- | | 1.939 |
| Freon-113 | ND | 0.388 | -- | ND | 2.97 | -- | | 1.939 |
| trans-1,2-Dichloroethene | ND | 0.388 | -- | ND | 1.54 | -- | | 1.939 |
| 1,1-Dichloroethane | ND | 0.388 | -- | ND | 1.57 | -- | | 1.939 |
| Methyl tert butyl ether | ND | 0.388 | -- | ND | 1.40 | -- | | 1.939 |
| 2-Butanone | ND | 0.970 | -- | ND | 2.86 | -- | | 1.939 |
| cis-1,2-Dichloroethene | ND | 0.388 | -- | ND | 1.54 | -- | | 1.939 |

**Project Name:** 140 N MAIN ST
**Project Number:** 12166
**Lab Number:** L2160924
**Report Date:** 11/15/21

## SAMPLE RESULTS

Lab ID: L2160924-05 D
Client ID: SV-2
Sample Location: PORT CHESTER, NY

Date Collected: 11/04/21 14:17
Date Received: 11/04/21
Field Prep: Not Specified

Sample Depth:

| Parameter | ppbV Results | ppbV RL | ppbV MDL | ug/m3 Results | ug/m3 RL | ug/m3 MDL | Qualifier | Dilution Factor |
|---|---|---|---|---|---|---|---|---|
| Volatile Organics in Air - Mansfield Lab | | | | | | | | |
| Ethyl Acetate | ND | 0.970 | -- | ND | 3.50 | -- | | 1.939 |
| Chloroform | 4.95 | 0.388 | -- | 24.2 | 1.89 | -- | | 1.939 |
| Tetrahydrofuran | ND | 0.970 | -- | ND | 2.86 | -- | | 1.939 |
| 1,2-Dichloroethane | ND | 0.388 | -- | ND | 1.57 | -- | | 1.939 |
| n-Hexane | 1.67 | 0.388 | -- | 5.89 | 1.37 | -- | | 1.939 |
| 1,1,1-Trichloroethane | ND | 0.388 | -- | ND | 2.12 | -- | | 1.939 |
| Benzene | ND | 0.388 | -- | ND | 1.24 | -- | | 1.939 |
| Carbon tetrachloride | ND | 0.388 | -- | ND | 2.44 | -- | | 1.939 |
| Cyclohexane | ND | 0.388 | -- | ND | 1.34 | -- | | 1.939 |
| 1,2-Dichloropropane | ND | 0.388 | -- | ND | 1.79 | -- | | 1.939 |
| Bromodichloromethane | ND | 0.388 | -- | ND | 2.60 | -- | | 1.939 |
| 1,4-Dioxane | ND | 0.388 | -- | ND | 1.40 | -- | | 1.939 |
| Trichloroethene | ND | 0.388 | -- | ND | 2.09 | -- | | 1.939 |
| 2,2,4-Trimethylpentane | ND | 0.388 | -- | ND | 1.81 | -- | | 1.939 |
| Heptane | 0.746 | 0.388 | -- | 3.06 | 1.59 | -- | | 1.939 |
| cis-1,3-Dichloropropene | ND | 0.388 | -- | ND | 1.76 | -- | | 1.939 |
| 4-Methyl-2-pentanone | ND | 0.970 | -- | ND | 3.98 | -- | | 1.939 |
| trans-1,3-Dichloropropene | ND | 0.388 | -- | ND | 1.76 | -- | | 1.939 |
| 1,1,2-Trichloroethane | ND | 0.388 | -- | ND | 2.12 | -- | | 1.939 |
| Toluene | 0.547 | 0.388 | -- | 2.06 | 1.46 | -- | | 1.939 |
| 2-Hexanone | ND | 0.388 | -- | ND | 1.59 | -- | | 1.939 |
| Dibromochloromethane | ND | 0.388 | -- | ND | 3.31 | -- | | 1.939 |
| 1,2-Dibromoethane | ND | 0.388 | -- | ND | 2.98 | -- | | 1.939 |
| Tetrachloroethene | 3.27 | 0.388 | -- | 22.2 | 2.63 | -- | | 1.939 |
| Chlorobenzene | ND | 0.388 | -- | ND | 1.79 | -- | | 1.939 |
| Ethylbenzene | ND | 0.388 | -- | ND | 1.69 | -- | | 1.939 |

**Project Name:** 140 N MAIN ST
**Project Number:** 12166
**Lab Number:** L2160924
**Report Date:** 11/15/21

## SAMPLE RESULTS

Lab ID: L2160924-05 D
Client ID: SV-2
Sample Location: PORT CHESTER, NY

Date Collected: 11/04/21 14:17
Date Received: 11/04/21
Field Prep: Not Specified

Sample Depth:

| Parameter | ppbV Results | ppbV RL | ppbV MDL | ug/m3 Results | ug/m3 RL | ug/m3 MDL | Qualifier | Dilution Factor |
|---|---|---|---|---|---|---|---|---|
| Volatile Organics in Air - Mansfield Lab | | | | | | | | |
| p/m-Xylene | ND | 0.776 | -- | ND | 3.37 | -- | | 1.939 |
| Bromoform | ND | 0.388 | -- | ND | 4.01 | -- | | 1.939 |
| Styrene | ND | 0.388 | -- | ND | 1.65 | -- | | 1.939 |
| 1,1,2,2-Tetrachloroethane | ND | 0.388 | -- | ND | 2.66 | -- | | 1.939 |
| o-Xylene | ND | 0.388 | -- | ND | 1.69 | -- | | 1.939 |
| 4-Ethyltoluene | ND | 0.388 | -- | ND | 1.91 | -- | | 1.939 |
| 1,3,5-Trimethylbenzene | ND | 0.388 | -- | ND | 1.91 | -- | | 1.939 |
| 1,2,4-Trimethylbenzene | ND | 0.388 | -- | ND | 1.91 | -- | | 1.939 |
| Benzyl chloride | ND | 0.388 | -- | ND | 2.01 | -- | | 1.939 |
| 1,3-Dichlorobenzene | ND | 0.388 | -- | ND | 2.33 | -- | | 1.939 |
| 1,4-Dichlorobenzene | ND | 0.388 | -- | ND | 2.33 | -- | | 1.939 |
| 1,2-Dichlorobenzene | ND | 0.388 | -- | ND | 2.33 | -- | | 1.939 |
| 1,2,4-Trichlorobenzene | ND | 0.388 | -- | ND | 2.88 | -- | | 1.939 |
| Hexachlorobutadiene | ND | 0.388 | -- | ND | 4.14 | -- | | 1.939 |

| Internal Standard | % Recovery | Qualifier | Acceptance Criteria |
|---|---|---|---|
| 1,4-Difluorobenzene | 89 | | 60-140 |
| Bromochloromethane | 86 | | 60-140 |
| chlorobenzene-d5 | 93 | | 60-140 |

**Project Name:** 140 N MAIN ST
**Project Number:** 12166
**Lab Number:** L2160924
**Report Date:** 11/15/21

## SAMPLE RESULTS

Lab ID: L2160924-06 D
Client ID: SV-3
Sample Location: PORT CHESTER, NY

Date Collected: 11/04/21 15:19
Date Received: 11/04/21
Field Prep: Not Specified

Sample Depth:
Matrix: Soil_Vapor
Anaytical Method: 48,TO-15
Analytical Date: 11/15/21 06:41
Analyst: TS

| | ppbV | | | ug/m3 | | | | |
|---|---|---|---|---|---|---|---|---|
| **Parameter** | **Results** | **RL** | **MDL** | **Results** | **RL** | **MDL** | **Qualifier** | **Dilution Factor** |
| Volatile Organics in Air - Mansfield Lab | | | | | | | | |
| Dichlorodifluoromethane | 0.519 | 0.479 | -- | 2.57 | 2.37 | -- | | 2.394 |
| Chloromethane | ND | 0.479 | -- | ND | 0.989 | -- | | 2.394 |
| Freon-114 | ND | 0.479 | -- | ND | 3.35 | -- | | 2.394 |
| Vinyl chloride | ND | 0.479 | -- | ND | 1.22 | -- | | 2.394 |
| 1,3-Butadiene | ND | 0.479 | -- | ND | 1.06 | -- | | 2.394 |
| Bromomethane | ND | 0.479 | -- | ND | 1.86 | -- | | 2.394 |
| Chloroethane | ND | 0.479 | -- | ND | 1.26 | -- | | 2.394 |
| Ethanol | 105 | 12.0 | -- | 198 | 22.6 | -- | | 2.394 |
| Vinyl bromide | ND | 0.479 | -- | ND | 2.09 | -- | | 2.394 |
| Acetone | 11.7 | 2.39 | -- | 27.8 | 5.68 | -- | | 2.394 |
| Trichlorofluoromethane | ND | 0.479 | -- | ND | 2.69 | -- | | 2.394 |
| Isopropanol | 7.94 | 1.20 | -- | 19.5 | 2.95 | -- | | 2.394 |
| 1,1-Dichloroethene | ND | 0.479 | -- | ND | 1.90 | -- | | 2.394 |
| Tertiary butyl Alcohol | 1.89 | 1.20 | -- | 5.73 | 3.64 | -- | | 2.394 |
| Methylene chloride | ND | 1.20 | -- | ND | 4.17 | -- | | 2.394 |
| 3-Chloropropene | ND | 0.479 | -- | ND | 1.50 | -- | | 2.394 |
| Carbon disulfide | ND | 0.479 | -- | ND | 1.49 | -- | | 2.394 |
| Freon-113 | ND | 0.479 | -- | ND | 3.67 | -- | | 2.394 |
| trans-1,2-Dichloroethene | ND | 0.479 | -- | ND | 1.90 | -- | | 2.394 |
| 1,1-Dichloroethane | ND | 0.479 | -- | ND | 1.94 | -- | | 2.394 |
| Methyl tert butyl ether | ND | 0.479 | -- | ND | 1.73 | -- | | 2.394 |
| 2-Butanone | ND | 1.20 | -- | ND | 3.54 | -- | | 2.394 |
| cis-1,2-Dichloroethene | ND | 0.479 | -- | ND | 1.90 | -- | | 2.394 |

**Project Name:** 140 N MAIN ST
**Project Number:** 12166
**Lab Number:** L2160924
**Report Date:** 11/15/21

## SAMPLE RESULTS

Lab ID: L2160924-06 D
Client ID: SV-3
Sample Location: PORT CHESTER, NY

Date Collected: 11/04/21 15:19
Date Received: 11/04/21
Field Prep: Not Specified

Sample Depth:

| Parameter | ppbV Results | ppbV RL | ppbV MDL | ug/m3 Results | ug/m3 RL | ug/m3 MDL | Qualifier | Dilution Factor |
|---|---|---|---|---|---|---|---|---|
| **Volatile Organics in Air - Mansfield Lab** | | | | | | | | |
| Ethyl Acetate | ND | 1.20 | -- | ND | 4.32 | -- | | 2.394 |
| Chloroform | 20.6 | 0.479 | -- | 101 | 2.34 | -- | | 2.394 |
| Tetrahydrofuran | 1.42 | 1.20 | -- | 4.19 | 3.54 | -- | | 2.394 |
| 1,2-Dichloroethane | ND | 0.479 | -- | ND | 1.94 | -- | | 2.394 |
| n-Hexane | ND | 0.479 | -- | ND | 1.69 | -- | | 2.394 |
| 1,1,1-Trichloroethane | ND | 0.479 | -- | ND | 2.61 | -- | | 2.394 |
| Benzene | ND | 0.479 | -- | ND | 1.53 | -- | | 2.394 |
| Carbon tetrachloride | ND | 0.479 | -- | ND | 3.01 | -- | | 2.394 |
| Cyclohexane | ND | 0.479 | -- | ND | 1.65 | -- | | 2.394 |
| 1,2-Dichloropropane | ND | 0.479 | -- | ND | 2.21 | -- | | 2.394 |
| Bromodichloromethane | ND | 0.479 | -- | ND | 3.21 | -- | | 2.394 |
| 1,4-Dioxane | ND | 0.479 | -- | ND | 1.73 | -- | | 2.394 |
| Trichloroethene | ND | 0.479 | -- | ND | 2.57 | -- | | 2.394 |
| 2,2,4-Trimethylpentane | ND | 0.479 | -- | ND | 2.24 | -- | | 2.394 |
| Heptane | ND | 0.479 | -- | ND | 1.96 | -- | | 2.394 |
| cis-1,3-Dichloropropene | ND | 0.479 | -- | ND | 2.17 | -- | | 2.394 |
| 4-Methyl-2-pentanone | ND | 1.20 | -- | ND | 4.92 | -- | | 2.394 |
| trans-1,3-Dichloropropene | ND | 0.479 | -- | ND | 2.17 | -- | | 2.394 |
| 1,1,2-Trichloroethane | ND | 0.479 | -- | ND | 2.61 | -- | | 2.394 |
| Toluene | 0.618 | 0.479 | -- | 2.33 | 1.81 | -- | | 2.394 |
| 2-Hexanone | ND | 0.479 | -- | ND | 1.96 | -- | | 2.394 |
| Dibromochloromethane | ND | 0.479 | -- | ND | 4.08 | -- | | 2.394 |
| 1,2-Dibromoethane | ND | 0.479 | -- | ND | 3.68 | -- | | 2.394 |
| Tetrachloroethene | 3.81 | 0.479 | -- | 25.8 | 3.25 | -- | | 2.394 |
| Chlorobenzene | ND | 0.479 | -- | ND | 2.21 | -- | | 2.394 |
| Ethylbenzene | ND | 0.479 | -- | ND | 2.08 | -- | | 2.394 |

**Project Name:** 140 N MAIN ST
**Project Number:** 12166
**Lab Number:** L2160924
**Report Date:** 11/15/21

## SAMPLE RESULTS

Lab ID: L2160924-06 D
Client ID: SV-3
Sample Location: PORT CHESTER, NY

Date Collected: 11/04/21 15:19
Date Received: 11/04/21
Field Prep: Not Specified

Sample Depth:

| Parameter | ppbV Results | ppbV RL | ppbV MDL | ug/m3 Results | ug/m3 RL | ug/m3 MDL | Qualifier | Dilution Factor |
|---|---|---|---|---|---|---|---|---|
| Volatile Organics in Air - Mansfield Lab | | | | | | | | |
| p/m-Xylene | ND | 0.958 | -- | ND | 4.16 | -- | | 2.394 |
| Bromoform | ND | 0.479 | -- | ND | 4.95 | -- | | 2.394 |
| Styrene | ND | 0.479 | -- | ND | 2.04 | -- | | 2.394 |
| 1,1,2,2-Tetrachloroethane | ND | 0.479 | -- | ND | 3.29 | -- | | 2.394 |
| o-Xylene | ND | 0.479 | -- | ND | 2.08 | -- | | 2.394 |
| 4-Ethyltoluene | ND | 0.479 | -- | ND | 2.35 | -- | | 2.394 |
| 1,3,5-Trimethylbenzene | ND | 0.479 | -- | ND | 2.35 | -- | | 2.394 |
| 1,2,4-Trimethylbenzene | ND | 0.479 | -- | ND | 2.35 | -- | | 2.394 |
| Benzyl chloride | ND | 0.479 | -- | ND | 2.48 | -- | | 2.394 |
| 1,3-Dichlorobenzene | ND | 0.479 | -- | ND | 2.88 | -- | | 2.394 |
| 1,4-Dichlorobenzene | ND | 0.479 | -- | ND | 2.88 | -- | | 2.394 |
| 1,2-Dichlorobenzene | ND | 0.479 | -- | ND | 2.88 | -- | | 2.394 |
| 1,2,4-Trichlorobenzene | ND | 0.479 | -- | ND | 3.56 | -- | | 2.394 |
| Hexachlorobutadiene | ND | 0.479 | -- | ND | 5.11 | -- | | 2.394 |

| Internal Standard | % Recovery | Qualifier | Acceptance Criteria |
|---|---|---|---|
| 1,4-Difluorobenzene | 92 | | 60-140 |
| Bromochloromethane | 91 | | 60-140 |
| chlorobenzene-d5 | 96 | | 60-140 |

**Project Name:** 140 N MAIN ST
**Project Number:** 12166
**Lab Number:** L2160924
**Report Date:** 11/15/21

# Method Blank Analysis
## Batch Quality Control

Analytical Method: 48,TO-15-SIM
Analytical Date: 11/14/21 15:18

| Parameter | ppbV Results | ppbV RL | ppbV MDL | ug/m3 Results | ug/m3 RL | ug/m3 MDL | Qualifier | Dilution Factor |
|---|---|---|---|---|---|---|---|---|
| Volatile Organics in Air by SIM - Mansfield Lab for sample(s): 01-03 Batch: WG1571248-4 | | | | | | | | |
| Vinyl chloride | ND | 0.020 | -- | ND | 0.051 | -- | | 1 |
| 1,1-Dichloroethene | ND | 0.020 | -- | ND | 0.079 | -- | | 1 |
| cis-1,2-Dichloroethene | ND | 0.020 | -- | ND | 0.079 | -- | | 1 |
| 1,1,1-Trichloroethane | ND | 0.020 | -- | ND | 0.109 | -- | | 1 |
| Carbon tetrachloride | ND | 0.020 | -- | ND | 0.126 | -- | | 1 |
| Trichloroethene | ND | 0.020 | -- | ND | 0.107 | -- | | 1 |
| Tetrachloroethene | ND | 0.020 | -- | ND | 0.136 | -- | | 1 |

**Project Name:** 140 N MAIN ST
**Project Number:** 12166
**Lab Number:** L2160924
**Report Date:** 11/15/21

# Method Blank Analysis
## Batch Quality Control

Analytical Method: 48,TO-15
Analytical Date: 11/14/21 14:38

| Parameter | ppbV Results | ppbV RL | ppbV MDL | ug/m3 Results | ug/m3 RL | ug/m3 MDL | Qualifier | Dilution Factor |
|---|---|---|---|---|---|---|---|---|
| Volatile Organics in Air - Mansfield Lab for sample(s): 01-06 Batch: WG1571251-4 | | | | | | | | |
| Dichlorodifluoromethane | ND | 0.200 | -- | ND | 0.989 | -- | | 1 |
| Chloromethane | ND | 0.200 | -- | ND | 0.413 | -- | | 1 |
| Freon-114 | ND | 0.200 | -- | ND | 1.40 | -- | | 1 |
| Vinyl chloride | ND | 0.200 | -- | ND | 0.511 | -- | | 1 |
| 1,3-Butadiene | ND | 0.200 | -- | ND | 0.442 | -- | | 1 |
| Bromomethane | ND | 0.200 | -- | ND | 0.777 | -- | | 1 |
| Chloroethane | ND | 0.200 | -- | ND | 0.528 | -- | | 1 |
| Ethanol | ND | 5.00 | -- | ND | 9.42 | -- | | 1 |
| Vinyl bromide | ND | 0.200 | -- | ND | 0.874 | -- | | 1 |
| Acetone | ND | 1.00 | -- | ND | 2.38 | -- | | 1 |
| Trichlorofluoromethane | ND | 0.200 | -- | ND | 1.12 | -- | | 1 |
| Isopropanol | ND | 0.500 | -- | ND | 1.23 | -- | | 1 |
| 1,1-Dichloroethene | ND | 0.200 | -- | ND | 0.793 | -- | | 1 |
| Tertiary butyl Alcohol | ND | 0.500 | -- | ND | 1.52 | -- | | 1 |
| Methylene chloride | ND | 0.500 | -- | ND | 1.74 | -- | | 1 |
| 3-Chloropropene | ND | 0.200 | -- | ND | 0.626 | -- | | 1 |
| Carbon disulfide | ND | 0.200 | -- | ND | 0.623 | -- | | 1 |
| Freon-113 | ND | 0.200 | -- | ND | 1.53 | -- | | 1 |
| trans-1,2-Dichloroethene | ND | 0.200 | -- | ND | 0.793 | -- | | 1 |
| 1,1-Dichloroethane | ND | 0.200 | -- | ND | 0.809 | -- | | 1 |
| Methyl tert butyl ether | ND | 0.200 | -- | ND | 0.721 | -- | | 1 |
| 2-Butanone | ND | 0.500 | -- | ND | 1.47 | -- | | 1 |
| cis-1,2-Dichloroethene | ND | 0.200 | -- | ND | 0.793 | -- | | 1 |
| Ethyl Acetate | ND | 0.500 | -- | ND | 1.80 | -- | | 1 |
| Chloroform | ND | 0.200 | -- | ND | 0.977 | -- | | 1 |

**Project Name:** 140 N MAIN ST
**Project Number:** 12166
**Lab Number:** L2160924
**Report Date:** 11/15/21

# Method Blank Analysis
## Batch Quality Control

Analytical Method: 48,TO-15
Analytical Date: 11/14/21 14:38

| Parameter | ppbV Results | ppbV RL | ppbV MDL | ug/m3 Results | ug/m3 RL | ug/m3 MDL | Qualifier | Dilution Factor |
|---|---|---|---|---|---|---|---|---|
| Volatile Organics in Air - Mansfield Lab for sample(s): 01-06 Batch: WG1571251-4 | | | | | | | | |
| Tetrahydrofuran | ND | 0.500 | -- | ND | 1.47 | -- | | 1 |
| 1,2-Dichloroethane | ND | 0.200 | -- | ND | 0.809 | -- | | 1 |
| n-Hexane | ND | 0.200 | -- | ND | 0.705 | -- | | 1 |
| 1,1,1-Trichloroethane | ND | 0.200 | -- | ND | 1.09 | -- | | 1 |
| Benzene | ND | 0.200 | -- | ND | 0.639 | -- | | 1 |
| Carbon tetrachloride | ND | 0.200 | -- | ND | 1.26 | -- | | 1 |
| Cyclohexane | ND | 0.200 | -- | ND | 0.688 | -- | | 1 |
| 1,2-Dichloropropane | ND | 0.200 | -- | ND | 0.924 | -- | | 1 |
| Bromodichloromethane | ND | 0.200 | -- | ND | 1.34 | -- | | 1 |
| 1,4-Dioxane | ND | 0.200 | -- | ND | 0.721 | -- | | 1 |
| Trichloroethene | ND | 0.200 | -- | ND | 1.07 | -- | | 1 |
| 2,2,4-Trimethylpentane | ND | 0.200 | -- | ND | 0.934 | -- | | 1 |
| Heptane | ND | 0.200 | -- | ND | 0.820 | -- | | 1 |
| cis-1,3-Dichloropropene | ND | 0.200 | -- | ND | 0.908 | -- | | 1 |
| 4-Methyl-2-pentanone | ND | 0.500 | -- | ND | 2.05 | -- | | 1 |
| trans-1,3-Dichloropropene | ND | 0.200 | -- | ND | 0.908 | -- | | 1 |
| 1,1,2-Trichloroethane | ND | 0.200 | -- | ND | 1.09 | -- | | 1 |
| Toluene | ND | 0.200 | -- | ND | 0.754 | -- | | 1 |
| 2-Hexanone | ND | 0.200 | -- | ND | 0.820 | -- | | 1 |
| Dibromochloromethane | ND | 0.200 | -- | ND | 1.70 | -- | | 1 |
| 1,2-Dibromoethane | ND | 0.200 | -- | ND | 1.54 | -- | | 1 |
| Tetrachloroethene | ND | 0.200 | -- | ND | 1.36 | -- | | 1 |
| Chlorobenzene | ND | 0.200 | -- | ND | 0.921 | -- | | 1 |
| Ethylbenzene | ND | 0.200 | -- | ND | 0.869 | -- | | 1 |
| p/m-Xylene | ND | 0.400 | -- | ND | 1.74 | -- | | 1 |

**Project Name:** 140 N MAIN ST
**Project Number:** 12166
**Lab Number:** L2160924
**Report Date:** 11/15/21

# Method Blank Analysis
## Batch Quality Control

Analytical Method: 48,TO-15
Analytical Date: 11/14/21 14:38

| Parameter | ppbV Results | ppbV RL | ppbV MDL | ug/m3 Results | ug/m3 RL | ug/m3 MDL | Qualifier | Dilution Factor |
|---|---|---|---|---|---|---|---|---|
| Volatile Organics in Air - Mansfield Lab for sample(s): 01-06 Batch: WG1571251-4 | | | | | | | | |
| Bromoform | ND | 0.200 | -- | ND | 2.07 | -- | | 1 |
| Styrene | ND | 0.200 | -- | ND | 0.852 | -- | | 1 |
| 1,1,2,2-Tetrachloroethane | ND | 0.200 | -- | ND | 1.37 | -- | | 1 |
| o-Xylene | ND | 0.200 | -- | ND | 0.869 | -- | | 1 |
| 4-Ethyltoluene | ND | 0.200 | -- | ND | 0.983 | -- | | 1 |
| 1,3,5-Trimethylbenzene | ND | 0.200 | -- | ND | 0.983 | -- | | 1 |
| 1,2,4-Trimethylbenzene | ND | 0.200 | -- | ND | 0.983 | -- | | 1 |
| Benzyl chloride | ND | 0.200 | -- | ND | 1.04 | -- | | 1 |
| 1,3-Dichlorobenzene | ND | 0.200 | -- | ND | 1.20 | -- | | 1 |
| 1,4-Dichlorobenzene | ND | 0.200 | -- | ND | 1.20 | -- | | 1 |
| 1,2-Dichlorobenzene | ND | 0.200 | -- | ND | 1.20 | -- | | 1 |
| 1,2,4-Trichlorobenzene | ND | 0.200 | -- | ND | 1.48 | -- | | 1 |
| Hexachlorobutadiene | ND | 0.200 | -- | ND | 2.13 | -- | | 1 |

# Lab Control Sample Analysis
## Batch Quality Control

**Project Name:** 140 N MAIN ST
**Project Number:** 12166

**Lab Number:** L2160924
**Report Date:** 11/15/21

| Parameter | LCS %Recovery | Qual | LCSD %Recovery | Qual | %Recovery Limits | RPD | Qual | RPD Limits |
|---|---|---|---|---|---|---|---|---|
| Volatile Organics in Air by SIM - Mansfield Lab Associated sample(s): 01-03 Batch: WG1571248-3 | | | | | | | | |
| Vinyl chloride | 87 | | - | | 70-130 | - | | 25 |
| 1,1-Dichloroethene | 94 | | - | | 70-130 | - | | 25 |
| cis-1,2-Dichloroethene | 92 | | - | | 70-130 | - | | 25 |
| 1,1,1-Trichloroethane | 98 | | - | | 70-130 | - | | 25 |
| Carbon tetrachloride | 88 | | - | | 70-130 | - | | 25 |
| Trichloroethene | 95 | | - | | 70-130 | - | | 25 |
| Tetrachloroethene | 78 | | - | | 70-130 | - | | 25 |

# Lab Control Sample Analysis
## Batch Quality Control

**Project Name:** 140 N MAIN ST
**Project Number:** 12166
**Lab Number:** L2160924
**Report Date:** 11/15/21

| Parameter | LCS %Recovery | Qual | LCSD %Recovery | Qual | %Recovery Limits | RPD | Qual | RPD Limits |
|---|---|---|---|---|---|---|---|---|
| Volatile Organics in Air - Mansfield Lab Associated sample(s): 01-06 Batch: WG1571251-3 | | | | | | | | |
| Dichlorodifluoromethane | 94 | | - | | 70-130 | - | | |
| Chloromethane | 98 | | - | | 70-130 | - | | |
| Freon-114 | 87 | | - | | 70-130 | - | | |
| Vinyl chloride | 90 | | - | | 70-130 | - | | |
| 1,3-Butadiene | 92 | | - | | 70-130 | - | | |
| Bromomethane | 88 | | - | | 70-130 | - | | |
| Chloroethane | 90 | | - | | 70-130 | - | | |
| Ethanol | 91 | | - | | 40-160 | - | | |
| Vinyl bromide | 89 | | - | | 70-130 | - | | |
| Acetone | 112 | | - | | 40-160 | - | | |
| Trichlorofluoromethane | 110 | | - | | 70-130 | - | | |
| Isopropanol | 104 | | - | | 40-160 | - | | |
| 1,1-Dichloroethene | 99 | | - | | 70-130 | - | | |
| Tertiary butyl Alcohol | 88 | | - | | 70-130 | - | | |
| Methylene chloride | 102 | | - | | 70-130 | - | | |
| 3-Chloropropene | 104 | | - | | 70-130 | - | | |
| Carbon disulfide | 84 | | - | | 70-130 | - | | |
| Freon-113 | 100 | | - | | 70-130 | - | | |
| trans-1,2-Dichloroethene | 91 | | - | | 70-130 | - | | |
| 1,1-Dichloroethane | 94 | | - | | 70-130 | - | | |
| Methyl tert butyl ether | 85 | | - | | 70-130 | - | | |
| 2-Butanone | 103 | | - | | 70-130 | - | | |
| cis-1,2-Dichloroethene | 95 | | - | | 70-130 | - | | |

# Lab Control Sample Analysis
## Batch Quality Control

**Project Name:** 140 N MAIN ST
**Project Number:** 12166
**Lab Number:** L2160924
**Report Date:** 11/15/21

| Parameter | LCS %Recovery | Qual | LCSD %Recovery | Qual | %Recovery Limits | RPD | Qual | RPD Limits |
|---|---|---|---|---|---|---|---|---|
| Volatile Organics in Air - Mansfield Lab Associated sample(s): 01-06 Batch: WG1571251-3 | | | | | | | | |
| Ethyl Acetate | 96 | | - | | 70-130 | - | | |
| Chloroform | 92 | | - | | 70-130 | - | | |
| Tetrahydrofuran | 97 | | - | | 70-130 | - | | |
| 1,2-Dichloroethane | 100 | | - | | 70-130 | - | | |
| n-Hexane | 97 | | - | | 70-130 | - | | |
| 1,1,1-Trichloroethane | 107 | | - | | 70-130 | - | | |
| Benzene | 80 | | - | | 70-130 | - | | |
| Carbon tetrachloride | 94 | | - | | 70-130 | - | | |
| Cyclohexane | 96 | | - | | 70-130 | - | | |
| 1,2-Dichloropropane | 104 | | - | | 70-130 | - | | |
| Bromodichloromethane | 99 | | - | | 70-130 | - | | |
| 1,4-Dioxane | 106 | | - | | 70-130 | - | | |
| Trichloroethene | 103 | | - | | 70-130 | - | | |
| 2,2,4-Trimethylpentane | 101 | | - | | 70-130 | - | | |
| Heptane | 113 | | - | | 70-130 | - | | |
| cis-1,3-Dichloropropene | 94 | | - | | 70-130 | - | | |
| 4-Methyl-2-pentanone | 119 | | - | | 70-130 | - | | |
| trans-1,3-Dichloropropene | 81 | | - | | 70-130 | - | | |
| 1,1,2-Trichloroethane | 101 | | - | | 70-130 | - | | |
| Toluene | 83 | | - | | 70-130 | - | | |
| 2-Hexanone | 100 | | - | | 70-130 | - | | |
| Dibromochloromethane | 90 | | - | | 70-130 | - | | |
| 1,2-Dibromoethane | 78 | | - | | 70-130 | - | | |

# Lab Control Sample Analysis
## Batch Quality Control

**Project Name:** 140 N MAIN ST
**Project Number:** 12166

**Lab Number:** L2160924
**Report Date:** 11/15/21

| Parameter | LCS %Recovery | Qual | LCSD %Recovery | Qual | %Recovery Limits | RPD | Qual | RPD Limits |
|---|---|---|---|---|---|---|---|---|
| Volatile Organics in Air - Mansfield Lab Associated sample(s): 01-06 Batch: WG1571251-3 | | | | | | | | |
| Tetrachloroethene | 81 | | - | | 70-130 | - | | |
| Chlorobenzene | 77 | | - | | 70-130 | - | | |
| Ethylbenzene | 90 | | - | | 70-130 | - | | |
| p/m-Xylene | 92 | | - | | 70-130 | - | | |
| Bromoform | 81 | | - | | 70-130 | - | | |
| Styrene | 81 | | - | | 70-130 | - | | |
| 1,1,2,2-Tetrachloroethane | 91 | | - | | 70-130 | - | | |
| o-Xylene | 93 | | - | | 70-130 | - | | |
| 4-Ethyltoluene | 82 | | - | | 70-130 | - | | |
| 1,3,5-Trimethylbenzene | 82 | | - | | 70-130 | - | | |
| 1,2,4-Trimethylbenzene | 88 | | - | | 70-130 | - | | |
| Benzyl chloride | 94 | | - | | 70-130 | - | | |
| 1,3-Dichlorobenzene | 89 | | - | | 70-130 | - | | |
| 1,4-Dichlorobenzene | 86 | | - | | 70-130 | - | | |
| 1,2-Dichlorobenzene | 88 | | - | | 70-130 | - | | |
| 1,2,4-Trichlorobenzene | 93 | | - | | 70-130 | - | | |
| Hexachlorobutadiene | 88 | | - | | 70-130 | - | | |

**Project Name:** 140 N MAIN ST

**Lab Number:** L2160924

**Project Number:** 12166

**Report Date:** 11/15/21

## Canister and Flow Controller Information

| Samplenum | Client ID | Media ID | Media Type | Date Prepared | Bottle Order | Cleaning Batch ID | Can Leak Check | Initial Pressure (in. Hg) | Pressure on Receipt (in. Hg) | Flow Controler Leak Chk | Flow Out mL/min | Flow In mL/min | % RPD |
|---|---|---|---|---|---|---|---|---|---|---|---|---|---|
| L2160924-01 | AA-1 | 0385 | Flow 4 | 11/02/21 | 369193 | | - | - | - | Pass | 10.0 | 8.7 | 14 |
| L2160924-01 | AA-1 | 1783 | 6.0L Can | 11/02/21 | 369193 | L2154186-07 | Pass | -29.5 | -7.4 | - | - | - | - |
| L2160924-02 | IA-1 | 01615 | Flow 4 | 11/02/21 | 369193 | | - | - | - | Pass | 10.0 | 8.6 | 15 |
| L2160924-02 | IA-1 | 2060 | 6.0L Can | 11/02/21 | 369193 | L2154186-07 | Pass | -29.7 | -7.7 | - | - | - | - |
| L2160924-03 | IA-2 | 01582 | Flow 4 | 11/02/21 | 369193 | | - | - | - | Pass | 10.0 | 9.5 | 5 |
| L2160924-03 | IA-2 | 1846 | 6.0L Can | 11/02/21 | 369193 | L2154186-07 | Pass | -29.6 | -8.1 | - | - | - | - |
| L2160924-04 | SV-1 | 01315 | SV200 | 11/02/21 | 369193 | | - | - | - | Pass | 219 | 204 | 7 |
| L2160924-04 | SV-1 | 682 | 1.0L Can | 11/02/21 | 369193 | L2157859-07 | Pass | -29.4 | -3.4 | - | - | - | - |
| L2160924-05 | SV-2 | 01312 | SV200 | 11/02/21 | 369193 | | - | - | - | Pass | 218 | 203 | 7 |
| L2160924-05 | SV-2 | 734 | 1.0L Can | 11/02/21 | 369193 | L2157859-07 | Pass | -29.4 | -3.6 | - | - | - | - |
| L2160924-06 | SV-3 | 0607 | SV200 | 11/02/21 | 369193 | | - | - | - | Pass | 213 | 195 | 9 |
| L2160924-06 | SV-3 | 797 | 1.0L Can | 11/02/21 | 369193 | L2157859-07 | Pass | -29.3 | -2.3 | - | - | - | - |
| L2160924-07 | UNUSED_CAN1499 | 01598 | SV200 | 11/02/21 | 369193 | | - | - | - | Pass | 223 | 209 | 6 |
| L2160924-07 | UNUSED_CAN1499 | 1499 | 1.0L Can | 11/02/21 | 369193 | L2157859-07 | Pass | -29.3 | -28.8 | - | - | - | - |
| L2160924-08 | UNUSED_CAN1507 | 0710 | SV200 | 11/02/21 | 369193 | | - | - | - | Pass | 220 | 204 | 8 |

**Project Name:** 140 N MAIN ST

**Lab Number:** L2160924

**Project Number:** 12166

**Report Date:** 11/15/21

## Canister and Flow Controller Information

| Samplenum | Client ID | Media ID | Media Type | Date Prepared | Bottle Order | Cleaning Batch ID | Can Leak Check | Initial Pressure (in. Hg) | Pressure on Receipt (in. Hg) | Flow Controler Leak Chk | Flow Out mL/min | Flow In mL/min | % RPD |
|---|---|---|---|---|---|---|---|---|---|---|---|---|---|
| L2160924-08 | UNUSED_CAN1507 | 1507 | 1.0L Can | 11/02/21 | 369193 | L2157859-07 | Pass | -29.3 | -28.7 | - | - | - | - |
| L2160924-09 | UNUSED_CAN2163 | 0688 | SV200 | 11/02/21 | 369193 | | - | - | - | Pass | 218 | 201 | 8 |
| L2160924-09 | UNUSED_CAN2163 | 2163 | 1.0L Can | 11/02/21 | 369193 | L2157859-07 | Pass | -29.2 | -28.9 | - | - | - | - |
| L2160924-10 | UNUSED_CAN2098 | 01585 | Flow 4 | 11/02/21 | 369193 | | - | - | - | Pass | 10.0 | 8.0 | 22 |
| L2160924-10 | UNUSED_CAN2098 | 2098 | 6.0L Can | 11/02/21 | 369193 | L2157859-10 | Pass | -29.7 | -29.3 | - | - | - | - |
| L2160924-11 | UNUSED_CAN2977 | 01610 | Flow 4 | 11/02/21 | 369193 | | - | - | - | Pass | 10.0 | 9.5 | 5 |
| L2160924-11 | UNUSED_CAN2977 | 2977 | 6.0L Can | 11/02/21 | 369193 | L2154186-07 | Pass | -29.7 | -29.3 | - | - | - | - |
| L2160924-12 | UNUSED_CAN2933 | 01617 | Flow 4 | 11/02/21 | 369193 | | - | - | - | Pass | 10.0 | 9.6 | 4 |
| L2160924-12 | UNUSED_CAN2933 | 2933 | 6.0L Can | 11/02/21 | 369193 | L2154186-07 | Pass | -28.5 | -28.0 | - | - | - | - |
| L2160924-13 | UNUSED_CAN2270 | 0909 | Flow 4 | 11/02/21 | 369193 | | - | - | - | Pass | 10.0 | 9.7 | 3 |
| L2160924-13 | UNUSED_CAN2270 | 2270 | 6.0L Can | 11/02/21 | 369193 | L2158182-09 | Pass | -29.3 | -12.4 | - | - | - | - |

**Project Name:** BATCH CANISTER CERTIFICATION
**Project Number:** CANISTER QC BAT

**Lab Number:** L2154186
**Report Date:** 11/15/21

# Air Canister Certification Results

Lab ID: L2154186-07
Client ID: CAN 2663 SHELF 64
Sample Location:

Date Collected: 10/06/21 08:00
Date Received: 10/06/21
Field Prep: Not Specified

Sample Depth:
Matrix: Air
Anaytical Method: 48,TO-15
Analytical Date: 10/06/21 20:32
Analyst: TS

| | ppbV | | | ug/m3 | | | | |
|---|---|---|---|---|---|---|---|---|
| **Parameter** | **Results** | **RL** | **MDL** | **Results** | **RL** | **MDL** | **Qualifier** | **Dilution Factor** |
| Volatile Organics in Air - Mansfield Lab | | | | | | | | |
| Chlorodifluoromethane | ND | 0.200 | -- | ND | 0.707 | -- | | 1 |
| Propylene | ND | 0.500 | -- | ND | 0.861 | -- | | 1 |
| Propane | ND | 0.500 | -- | ND | 0.902 | -- | | 1 |
| Dichlorodifluoromethane | ND | 0.200 | -- | ND | 0.989 | -- | | 1 |
| Chloromethane | ND | 0.200 | -- | ND | 0.413 | -- | | 1 |
| Freon-114 | ND | 0.200 | -- | ND | 1.40 | -- | | 1 |
| Methanol | ND | 5.00 | -- | ND | 6.55 | -- | | 1 |
| Vinyl chloride | ND | 0.200 | -- | ND | 0.511 | -- | | 1 |
| 1,3-Butadiene | ND | 0.200 | -- | ND | 0.442 | -- | | 1 |
| Butane | ND | 0.200 | -- | ND | 0.475 | -- | | 1 |
| Bromomethane | ND | 0.200 | -- | ND | 0.777 | -- | | 1 |
| Chloroethane | ND | 0.200 | -- | ND | 0.528 | -- | | 1 |
| Ethanol | ND | 5.00 | -- | ND | 9.42 | -- | | 1 |
| Dichlorofluoromethane | ND | 0.200 | -- | ND | 0.842 | -- | | 1 |
| Vinyl bromide | ND | 0.200 | -- | ND | 0.874 | -- | | 1 |
| Acrolein | ND | 0.500 | -- | ND | 1.15 | -- | | 1 |
| Acetone | ND | 1.00 | -- | ND | 2.38 | -- | | 1 |
| Acetonitrile | ND | 0.200 | -- | ND | 0.336 | -- | | 1 |
| Trichlorofluoromethane | ND | 0.200 | -- | ND | 1.12 | -- | | 1 |
| Isopropanol | ND | 0.500 | -- | ND | 1.23 | -- | | 1 |
| Acrylonitrile | ND | 0.500 | -- | ND | 1.09 | -- | | 1 |
| Pentane | ND | 0.200 | -- | ND | 0.590 | -- | | 1 |
| Ethyl ether | ND | 0.200 | -- | ND | 0.606 | -- | | 1 |
| 1,1-Dichloroethene | ND | 0.200 | -- | ND | 0.793 | -- | | 1 |

**Project Name:** BATCH CANISTER CERTIFICATION
**Project Number:** CANISTER QC BAT

**Lab Number:** L2154186
**Report Date:** 11/15/21

# Air Canister Certification Results

Lab ID: L2154186-07
Client ID: CAN 2663 SHELF 64
Sample Location:

Date Collected: 10/06/21 08:00
Date Received: 10/06/21
Field Prep: Not Specified

Sample Depth:

| Parameter | ppbV Results | ppbV RL | ppbV MDL | ug/m3 Results | ug/m3 RL | ug/m3 MDL | Qualifier | Dilution Factor |
|---|---|---|---|---|---|---|---|---|
| Volatile Organics in Air - Mansfield Lab | | | | | | | | |
| Tertiary butyl Alcohol | ND | 0.500 | -- | ND | 1.52 | -- | | 1 |
| Methylene chloride | ND | 0.500 | -- | ND | 1.74 | -- | | 1 |
| 3-Chloropropene | ND | 0.200 | -- | ND | 0.626 | -- | | 1 |
| Carbon disulfide | ND | 0.200 | -- | ND | 0.623 | -- | | 1 |
| Freon-113 | ND | 0.200 | -- | ND | 1.53 | -- | | 1 |
| trans-1,2-Dichloroethene | ND | 0.200 | -- | ND | 0.793 | -- | | 1 |
| 1,1-Dichloroethane | ND | 0.200 | -- | ND | 0.809 | -- | | 1 |
| Methyl tert butyl ether | ND | 0.200 | -- | ND | 0.721 | -- | | 1 |
| Vinyl acetate | ND | 1.00 | -- | ND | 3.52 | -- | | 1 |
| 2-Butanone | ND | 0.500 | -- | ND | 1.47 | -- | | 1 |
| Xylenes, total | ND | 0.600 | -- | ND | 0.869 | -- | | 1 |
| cis-1,2-Dichloroethene | ND | 0.200 | -- | ND | 0.793 | -- | | 1 |
| Ethyl Acetate | ND | 0.500 | -- | ND | 1.80 | -- | | 1 |
| Chloroform | ND | 0.200 | -- | ND | 0.977 | -- | | 1 |
| Tetrahydrofuran | ND | 0.500 | -- | ND | 1.47 | -- | | 1 |
| 2,2-Dichloropropane | ND | 0.200 | -- | ND | 0.924 | -- | | 1 |
| 1,2-Dichloroethane | ND | 0.200 | -- | ND | 0.809 | -- | | 1 |
| n-Hexane | ND | 0.200 | -- | ND | 0.705 | -- | | 1 |
| Diisopropyl ether | ND | 0.200 | -- | ND | 0.836 | -- | | 1 |
| tert-Butyl Ethyl Ether | ND | 0.200 | -- | ND | 0.836 | -- | | 1 |
| 1,2-Dichloroethene (total) | ND | 1.00 | -- | ND | 1.00 | -- | | 1 |
| 1,1,1-Trichloroethane | ND | 0.200 | -- | ND | 1.09 | -- | | 1 |
| 1,1-Dichloropropene | ND | 0.200 | -- | ND | 0.908 | -- | | 1 |
| Benzene | ND | 0.200 | -- | ND | 0.639 | -- | | 1 |
| Carbon tetrachloride | ND | 0.200 | -- | ND | 1.26 | -- | | 1 |
| Cyclohexane | ND | 0.200 | -- | ND | 0.688 | -- | | 1 |
| tert-Amyl Methyl Ether | ND | 0.200 | -- | ND | 0.836 | -- | | 1 |

**Project Name:** BATCH CANISTER CERTIFICATION
**Project Number:** CANISTER QC BAT

**Lab Number:** L2154186
**Report Date:** 11/15/21

# Air Canister Certification Results

Lab ID: L2154186-07
Client ID: CAN 2663 SHELF 64
Sample Location:

Date Collected: 10/06/21 08:00
Date Received: 10/06/21
Field Prep: Not Specified

Sample Depth:

| Parameter | ppbV Results | ppbV RL | ppbV MDL | ug/m3 Results | ug/m3 RL | ug/m3 MDL | Qualifier | Dilution Factor |
|---|---|---|---|---|---|---|---|---|
| Volatile Organics in Air - Mansfield Lab | | | | | | | | |
| Dibromomethane | ND | 0.200 | -- | ND | 1.42 | -- | | 1 |
| 1,2-Dichloropropane | ND | 0.200 | -- | ND | 0.924 | -- | | 1 |
| Bromodichloromethane | ND | 0.200 | -- | ND | 1.34 | -- | | 1 |
| 1,4-Dioxane | ND | 0.200 | -- | ND | 0.721 | -- | | 1 |
| Trichloroethene | ND | 0.200 | -- | ND | 1.07 | -- | | 1 |
| 2,2,4-Trimethylpentane | ND | 0.200 | -- | ND | 0.934 | -- | | 1 |
| Methyl Methacrylate | ND | 0.500 | -- | ND | 2.05 | -- | | 1 |
| Heptane | ND | 0.200 | -- | ND | 0.820 | -- | | 1 |
| cis-1,3-Dichloropropene | ND | 0.200 | -- | ND | 0.908 | -- | | 1 |
| 4-Methyl-2-pentanone | ND | 0.500 | -- | ND | 2.05 | -- | | 1 |
| trans-1,3-Dichloropropene | ND | 0.200 | -- | ND | 0.908 | -- | | 1 |
| 1,1,2-Trichloroethane | ND | 0.200 | -- | ND | 1.09 | -- | | 1 |
| Toluene | ND | 0.200 | -- | ND | 0.754 | -- | | 1 |
| 1,3-Dichloropropane | ND | 0.200 | -- | ND | 0.924 | -- | | 1 |
| 2-Hexanone | ND | 0.200 | -- | ND | 0.820 | -- | | 1 |
| Dibromochloromethane | ND | 0.200 | -- | ND | 1.70 | -- | | 1 |
| 1,2-Dibromoethane | ND | 0.200 | -- | ND | 1.54 | -- | | 1 |
| Butyl acetate | ND | 0.500 | -- | ND | 2.38 | -- | | 1 |
| Octane | ND | 0.200 | -- | ND | 0.934 | -- | | 1 |
| Tetrachloroethene | ND | 0.200 | -- | ND | 1.36 | -- | | 1 |
| 1,1,1,2-Tetrachloroethane | ND | 0.200 | -- | ND | 1.37 | -- | | 1 |
| Chlorobenzene | ND | 0.200 | -- | ND | 0.921 | -- | | 1 |
| Ethylbenzene | ND | 0.200 | -- | ND | 0.869 | -- | | 1 |
| p/m-Xylene | ND | 0.400 | -- | ND | 1.74 | -- | | 1 |
| Bromoform | ND | 0.200 | -- | ND | 2.07 | -- | | 1 |
| Styrene | ND | 0.200 | -- | ND | 0.852 | -- | | 1 |
| 1,1,2,2-Tetrachloroethane | ND | 0.200 | -- | ND | 1.37 | -- | | 1 |

**Project Name:** BATCH CANISTER CERTIFICATION
**Project Number:** CANISTER QC BAT

**Lab Number:** L2154186
**Report Date:** 11/15/21

# Air Canister Certification Results

Lab ID: L2154186-07
Client ID: CAN 2663 SHELF 64
Sample Location:

Date Collected: 10/06/21 08:00
Date Received: 10/06/21
Field Prep: Not Specified

Sample Depth:

| Parameter | ppbV Results | ppbV RL | ppbV MDL | ug/m3 Results | ug/m3 RL | ug/m3 MDL | Qualifier | Dilution Factor |
|---|---|---|---|---|---|---|---|---|
| Volatile Organics in Air - Mansfield Lab | | | | | | | | |
| o-Xylene | ND | 0.200 | -- | ND | 0.869 | -- | | 1 |
| 1,2,3-Trichloropropane | ND | 0.200 | -- | ND | 1.21 | -- | | 1 |
| Nonane | ND | 0.200 | -- | ND | 1.05 | -- | | 1 |
| Isopropylbenzene | ND | 0.200 | -- | ND | 0.983 | -- | | 1 |
| Bromobenzene | ND | 0.200 | -- | ND | 0.793 | -- | | 1 |
| 2-Chlorotoluene | ND | 0.200 | -- | ND | 1.04 | -- | | 1 |
| n-Propylbenzene | ND | 0.200 | -- | ND | 0.983 | -- | | 1 |
| 4-Chlorotoluene | ND | 0.200 | -- | ND | 1.04 | -- | | 1 |
| 4-Ethyltoluene | ND | 0.200 | -- | ND | 0.983 | -- | | 1 |
| 1,3,5-Trimethylbenzene | ND | 0.200 | -- | ND | 0.983 | -- | | 1 |
| tert-Butylbenzene | ND | 0.200 | -- | ND | 1.10 | -- | | 1 |
| 1,2,4-Trimethylbenzene | ND | 0.200 | -- | ND | 0.983 | -- | | 1 |
| Decane | ND | 0.200 | -- | ND | 1.16 | -- | | 1 |
| Benzyl chloride | ND | 0.200 | -- | ND | 1.04 | -- | | 1 |
| 1,3-Dichlorobenzene | ND | 0.200 | -- | ND | 1.20 | -- | | 1 |
| 1,4-Dichlorobenzene | ND | 0.200 | -- | ND | 1.20 | -- | | 1 |
| sec-Butylbenzene | ND | 0.200 | -- | ND | 1.10 | -- | | 1 |
| p-Isopropyltoluene | ND | 0.200 | -- | ND | 1.10 | -- | | 1 |
| 1,2-Dichlorobenzene | ND | 0.200 | -- | ND | 1.20 | -- | | 1 |
| n-Butylbenzene | ND | 0.200 | -- | ND | 1.10 | -- | | 1 |
| 1,2-Dibromo-3-chloropropane | ND | 0.200 | -- | ND | 1.93 | -- | | 1 |
| Undecane | ND | 0.200 | -- | ND | 1.28 | -- | | 1 |
| Dodecane | ND | 0.200 | -- | ND | 1.39 | -- | | 1 |
| 1,2,4-Trichlorobenzene | ND | 0.200 | -- | ND | 1.48 | -- | | 1 |
| Naphthalene | ND | 0.200 | -- | ND | 1.05 | -- | | 1 |
| 1,2,3-Trichlorobenzene | ND | 0.200 | -- | ND | 1.48 | -- | | 1 |
| Hexachlorobutadiene | ND | 0.200 | -- | ND | 2.13 | -- | | 1 |

**Project Name:** BATCH CANISTER CERTIFICATION
**Project Number:** CANISTER QC BAT

**Lab Number:** L2154186
**Report Date:** 11/15/21

# Air Canister Certification Results

Lab ID: L2154186-07
Client ID: CAN 2663 SHELF 64
Sample Location:

Date Collected: 10/06/21 08:00
Date Received: 10/06/21
Field Prep: Not Specified

Sample Depth:

| Parameter | ppbV Results | ppbV RL | ppbV MDL | ug/m3 Results | ug/m3 RL | ug/m3 MDL | Qualifier | Dilution Factor |
|---|---|---|---|---|---|---|---|---|
| Volatile Organics in Air - Mansfield Lab | | | | | | | | |

| | Results | Qualifier | Units | RDL | Dilution Factor |
|---|---|---|---|---|---|
| Tentatively Identified Compounds | | | | | |

No Tentatively Identified Compounds

| Internal Standard | % Recovery | Qualifier | Acceptance Criteria |
|---|---|---|---|
| 1,4-Difluorobenzene | 98 | | 60-140 |
| Bromochloromethane | 106 | | 60-140 |
| chlorobenzene-d5 | 99 | | 60-140 |

**Project Name:** BATCH CANISTER CERTIFICATION
**Project Number:** CANISTER QC BAT

**Lab Number:** L2154186
**Report Date:** 11/15/21

# Air Canister Certification Results

Lab ID: L2154186-07
Client ID: CAN 2663 SHELF 64
Sample Location:

Date Collected: 10/06/21 08:00
Date Received: 10/06/21
Field Prep: Not Specified

Sample Depth:
Matrix: Air
Anaytical Method: 48,TO-15-SIM
Analytical Date: 10/06/21 20:32
Analyst: TS

| | ppbV | | | ug/m3 | | | | |
|---|---|---|---|---|---|---|---|---|
| **Parameter** | **Results** | **RL** | **MDL** | **Results** | **RL** | **MDL** | **Qualifier** | **Dilution Factor** |
| Volatile Organics in Air by SIM - Mansfield Lab | | | | | | | | |
| Dichlorodifluoromethane | ND | 0.200 | -- | ND | 0.989 | -- | | 1 |
| Chloromethane | ND | 0.200 | -- | ND | 0.413 | -- | | 1 |
| Freon-114 | ND | 0.050 | -- | ND | 0.349 | -- | | 1 |
| Vinyl chloride | ND | 0.020 | -- | ND | 0.051 | -- | | 1 |
| 1,3-Butadiene | ND | 0.020 | -- | ND | 0.044 | -- | | 1 |
| Bromomethane | ND | 0.020 | -- | ND | 0.078 | -- | | 1 |
| Chloroethane | ND | 0.100 | -- | ND | 0.264 | -- | | 1 |
| Acrolein | ND | 0.050 | -- | ND | 0.115 | -- | | 1 |
| Acetone | ND | 1.00 | -- | ND | 2.38 | -- | | 1 |
| Trichlorofluoromethane | ND | 0.050 | -- | ND | 0.281 | -- | | 1 |
| Acrylonitrile | ND | 0.500 | -- | ND | 1.09 | -- | | 1 |
| 1,1-Dichloroethene | ND | 0.020 | -- | ND | 0.079 | -- | | 1 |
| Methylene chloride | ND | 0.500 | -- | ND | 1.74 | -- | | 1 |
| Freon-113 | ND | 0.050 | -- | ND | 0.383 | -- | | 1 |
| trans-1,2-Dichloroethene | ND | 0.020 | -- | ND | 0.079 | -- | | 1 |
| 1,1-Dichloroethane | ND | 0.020 | -- | ND | 0.081 | -- | | 1 |
| Methyl tert butyl ether | ND | 0.200 | -- | ND | 0.721 | -- | | 1 |
| 2-Butanone | ND | 0.500 | -- | ND | 1.47 | -- | | 1 |
| cis-1,2-Dichloroethene | ND | 0.020 | -- | ND | 0.079 | -- | | 1 |
| Chloroform | ND | 0.020 | -- | ND | 0.098 | -- | | 1 |
| 1,2-Dichloroethane | ND | 0.020 | -- | ND | 0.081 | -- | | 1 |
| 1,1,1-Trichloroethane | ND | 0.020 | -- | ND | 0.109 | -- | | 1 |
| Benzene | ND | 0.100 | -- | ND | 0.319 | -- | | 1 |
| Carbon tetrachloride | ND | 0.020 | -- | ND | 0.126 | -- | | 1 |

**Project Name:** BATCH CANISTER CERTIFICATION
**Project Number:** CANISTER QC BAT

**Lab Number:** L2154186
**Report Date:** 11/15/21

# Air Canister Certification Results

Lab ID: L2154186-07
Client ID: CAN 2663 SHELF 64
Sample Location:

Date Collected: 10/06/21 08:00
Date Received: 10/06/21
Field Prep: Not Specified

Sample Depth:

| Parameter | ppbV Results | ppbV RL | ppbV MDL | ug/m3 Results | ug/m3 RL | ug/m3 MDL | Qualifier | Dilution Factor |
|---|---|---|---|---|---|---|---|---|
| Volatile Organics in Air by SIM - Mansfield Lab | | | | | | | | |
| 1,2-Dichloropropane | ND | 0.020 | -- | ND | 0.092 | -- | | 1 |
| Bromodichloromethane | ND | 0.020 | -- | ND | 0.134 | -- | | 1 |
| 1,4-Dioxane | ND | 0.100 | -- | ND | 0.360 | -- | | 1 |
| Trichloroethene | ND | 0.020 | -- | ND | 0.107 | -- | | 1 |
| cis-1,3-Dichloropropene | ND | 0.020 | -- | ND | 0.091 | -- | | 1 |
| 4-Methyl-2-pentanone | ND | 0.500 | -- | ND | 2.05 | -- | | 1 |
| trans-1,3-Dichloropropene | ND | 0.020 | -- | ND | 0.091 | -- | | 1 |
| 1,1,2-Trichloroethane | ND | 0.020 | -- | ND | 0.109 | -- | | 1 |
| Toluene | ND | 0.100 | -- | ND | 0.377 | -- | | 1 |
| Dibromochloromethane | ND | 0.020 | -- | ND | 0.170 | -- | | 1 |
| 1,2-Dibromoethane | ND | 0.020 | -- | ND | 0.154 | -- | | 1 |
| Tetrachloroethene | ND | 0.020 | -- | ND | 0.136 | -- | | 1 |
| 1,1,1,2-Tetrachloroethane | ND | 0.020 | -- | ND | 0.137 | -- | | 1 |
| Chlorobenzene | ND | 0.100 | -- | ND | 0.461 | -- | | 1 |
| Ethylbenzene | ND | 0.020 | -- | ND | 0.087 | -- | | 1 |
| p/m-Xylene | ND | 0.040 | -- | ND | 0.174 | -- | | 1 |
| Bromoform | ND | 0.020 | -- | ND | 0.207 | -- | | 1 |
| Styrene | ND | 0.020 | -- | ND | 0.085 | -- | | 1 |
| 1,1,2,2-Tetrachloroethane | ND | 0.020 | -- | ND | 0.137 | -- | | 1 |
| o-Xylene | ND | 0.020 | -- | ND | 0.087 | -- | | 1 |
| Isopropylbenzene | ND | 0.200 | -- | ND | 0.983 | -- | | 1 |
| 4-Ethyltoluene | ND | 0.020 | -- | ND | 0.098 | -- | | 1 |
| 1,3,5-Trimethybenzene | ND | 0.020 | -- | ND | 0.098 | -- | | 1 |
| 1,2,4-Trimethylbenzene | ND | 0.020 | -- | ND | 0.098 | -- | | 1 |
| Benzyl chloride | ND | 0.200 | -- | ND | 1.04 | -- | | 1 |
| 1,3-Dichlorobenzene | ND | 0.020 | -- | ND | 0.120 | -- | | 1 |
| 1,4-Dichlorobenzene | ND | 0.020 | -- | ND | 0.120 | -- | | 1 |

**Project Name:** BATCH CANISTER CERTIFICATION
**Project Number:** CANISTER QC BAT

**Lab Number:** L2154186
**Report Date:** 11/15/21

# Air Canister Certification Results

Lab ID: L2154186-07
Client ID: CAN 2663 SHELF 64
Sample Location:

Date Collected: 10/06/21 08:00
Date Received: 10/06/21
Field Prep: Not Specified

Sample Depth:

| Parameter | ppbV Results | ppbV RL | ppbV MDL | ug/m3 Results | ug/m3 RL | ug/m3 MDL | Qualifier | Dilution Factor |
|---|---|---|---|---|---|---|---|---|
| Volatile Organics in Air by SIM - Mansfield Lab | | | | | | | | |
| sec-Butylbenzene | ND | 0.200 | -- | ND | 1.10 | -- | | 1 |
| p-Isopropyltoluene | ND | 0.200 | -- | ND | 1.10 | -- | | 1 |
| 1,2-Dichlorobenzene | ND | 0.020 | -- | ND | 0.120 | -- | | 1 |
| n-Butylbenzene | ND | 0.200 | -- | ND | 1.10 | -- | | 1 |
| 1,2,4-Trichlorobenzene | ND | 0.050 | -- | ND | 0.371 | -- | | 1 |
| Naphthalene | ND | 0.050 | -- | ND | 0.262 | -- | | 1 |
| 1,2,3-Trichlorobenzene | ND | 0.050 | -- | ND | 0.371 | -- | | 1 |
| Hexachlorobutadiene | ND | 0.050 | -- | ND | 0.533 | -- | | 1 |

| Internal Standard | % Recovery | Qualifier | Acceptance Criteria |
|---|---|---|---|
| 1,4-difluorobenzene | 95 | | 60-140 |
| bromochloromethane | 105 | | 60-140 |
| chlorobenzene-d5 | 99 | | 60-140 |

**Project Name:** BATCH CANISTER CERTIFICATION
**Project Number:** CANISTER QC BAT

**Lab Number:** L2157859
**Report Date:** 11/15/21

# Air Canister Certification Results

Lab ID: L2157859-07
Client ID: CAN 721 SHELF 3
Sample Location:

Date Collected: 10/22/21 07:00
Date Received: 10/22/21
Field Prep: Not Specified

Sample Depth:
Matrix: Air
Anaytical Method: 48,TO-15-SIM
Analytical Date: 10/22/21 19:59
Analyst: TS

| | ppbV | | | ug/m3 | | | | |
|---|---|---|---|---|---|---|---|---|
| **Parameter** | **Results** | **RL** | **MDL** | **Results** | **RL** | **MDL** | **Qualifier** | **Dilution Factor** |
| Volatile Organics in Air by SIM - Mansfield Lab | | | | | | | | |
| Dichlorodifluoromethane | ND | 0.200 | -- | ND | 0.989 | -- | | 1 |
| Chloromethane | ND | 0.200 | -- | ND | 0.413 | -- | | 1 |
| Freon-114 | ND | 0.050 | -- | ND | 0.349 | -- | | 1 |
| Vinyl chloride | ND | 0.020 | -- | ND | 0.051 | -- | | 1 |
| 1,3-Butadiene | ND | 0.020 | -- | ND | 0.044 | -- | | 1 |
| Bromomethane | ND | 0.020 | -- | ND | 0.078 | -- | | 1 |
| Chloroethane | ND | 0.100 | -- | ND | 0.264 | -- | | 1 |
| Acrolein | ND | 0.050 | -- | ND | 0.115 | -- | | 1 |
| Acetone | ND | 1.00 | -- | ND | 2.38 | -- | | 1 |
| Trichlorofluoromethane | ND | 0.050 | -- | ND | 0.281 | -- | | 1 |
| Acrylonitrile | ND | 0.500 | -- | ND | 1.09 | -- | | 1 |
| 1,1-Dichloroethene | ND | 0.020 | -- | ND | 0.079 | -- | | 1 |
| Methylene chloride | ND | 0.500 | -- | ND | 1.74 | -- | | 1 |
| Freon-113 | ND | 0.050 | -- | ND | 0.383 | -- | | 1 |
| trans-1,2-Dichloroethene | ND | 0.020 | -- | ND | 0.079 | -- | | 1 |
| 1,1-Dichloroethane | ND | 0.020 | -- | ND | 0.081 | -- | | 1 |
| Methyl tert butyl ether | ND | 0.200 | -- | ND | 0.721 | -- | | 1 |
| 2-Butanone | ND | 0.500 | -- | ND | 1.47 | -- | | 1 |
| cis-1,2-Dichloroethene | ND | 0.020 | -- | ND | 0.079 | -- | | 1 |
| Chloroform | ND | 0.020 | -- | ND | 0.098 | -- | | 1 |
| 1,2-Dichloroethane | ND | 0.020 | -- | ND | 0.081 | -- | | 1 |
| 1,1,1-Trichloroethane | ND | 0.020 | -- | ND | 0.109 | -- | | 1 |
| Benzene | ND | 0.100 | -- | ND | 0.319 | -- | | 1 |
| Carbon tetrachloride | ND | 0.020 | -- | ND | 0.126 | -- | | 1 |

**Project Name:** BATCH CANISTER CERTIFICATION
**Project Number:** CANISTER QC BAT

**Lab Number:** L2157859
**Report Date:** 11/15/21

# Air Canister Certification Results

Lab ID: L2157859-07
Client ID: CAN 721 SHELF 3
Sample Location:

Date Collected: 10/22/21 07:00
Date Received: 10/22/21
Field Prep: Not Specified

Sample Depth:

| Parameter | ppbV Results | ppbV RL | ppbV MDL | ug/m3 Results | ug/m3 RL | ug/m3 MDL | Qualifier | Dilution Factor |
|---|---|---|---|---|---|---|---|---|
| Volatile Organics in Air by SIM - Mansfield Lab | | | | | | | | |
| 1,2-Dichloropropane | ND | 0.020 | -- | ND | 0.092 | -- | | 1 |
| Bromodichloromethane | ND | 0.020 | -- | ND | 0.134 | -- | | 1 |
| 1,4-Dioxane | ND | 0.100 | -- | ND | 0.360 | -- | | 1 |
| Trichloroethene | ND | 0.020 | -- | ND | 0.107 | -- | | 1 |
| cis-1,3-Dichloropropene | ND | 0.020 | -- | ND | 0.091 | -- | | 1 |
| 4-Methyl-2-pentanone | ND | 0.500 | -- | ND | 2.05 | -- | | 1 |
| trans-1,3-Dichloropropene | ND | 0.020 | -- | ND | 0.091 | -- | | 1 |
| 1,1,2-Trichloroethane | ND | 0.020 | -- | ND | 0.109 | -- | | 1 |
| Toluene | ND | 0.100 | -- | ND | 0.377 | -- | | 1 |
| Dibromochloromethane | ND | 0.020 | -- | ND | 0.170 | -- | | 1 |
| 1,2-Dibromoethane | ND | 0.020 | -- | ND | 0.154 | -- | | 1 |
| Tetrachloroethene | ND | 0.020 | -- | ND | 0.136 | -- | | 1 |
| 1,1,1,2-Tetrachloroethane | ND | 0.020 | -- | ND | 0.137 | -- | | 1 |
| Chlorobenzene | ND | 0.100 | -- | ND | 0.461 | -- | | 1 |
| Ethylbenzene | ND | 0.020 | -- | ND | 0.087 | -- | | 1 |
| p/m-Xylene | ND | 0.040 | -- | ND | 0.174 | -- | | 1 |
| Bromoform | ND | 0.020 | -- | ND | 0.207 | -- | | 1 |
| Styrene | ND | 0.020 | -- | ND | 0.085 | -- | | 1 |
| 1,1,2,2-Tetrachloroethane | ND | 0.020 | -- | ND | 0.137 | -- | | 1 |
| o-Xylene | ND | 0.020 | -- | ND | 0.087 | -- | | 1 |
| Isopropylbenzene | ND | 0.200 | -- | ND | 0.983 | -- | | 1 |
| 4-Ethyltoluene | ND | 0.020 | -- | ND | 0.098 | -- | | 1 |
| 1,3,5-Trimethybenzene | ND | 0.020 | -- | ND | 0.098 | -- | | 1 |
| 1,2,4-Trimethylbenzene | ND | 0.020 | -- | ND | 0.098 | -- | | 1 |
| Benzyl chloride | ND | 0.200 | -- | ND | 1.04 | -- | | 1 |
| 1,3-Dichlorobenzene | ND | 0.020 | -- | ND | 0.120 | -- | | 1 |
| 1,4-Dichlorobenzene | ND | 0.020 | -- | ND | 0.120 | -- | | 1 |

**Project Name:** BATCH CANISTER CERTIFICATION
**Project Number:** CANISTER QC BAT

**Lab Number:** L2157859
**Report Date:** 11/15/21

# Air Canister Certification Results

Lab ID: L2157859-07
Client ID: CAN 721 SHELF 3
Sample Location:

Date Collected: 10/22/21 07:00
Date Received: 10/22/21
Field Prep: Not Specified

Sample Depth:

| Parameter | ppbV Results | ppbV RL | ppbV MDL | ug/m3 Results | ug/m3 RL | ug/m3 MDL | Qualifier | Dilution Factor |
|---|---|---|---|---|---|---|---|---|
| Volatile Organics in Air by SIM - Mansfield Lab | | | | | | | | |
| sec-Butylbenzene | ND | 0.200 | -- | ND | 1.10 | -- | | 1 |
| p-Isopropyltoluene | ND | 0.200 | -- | ND | 1.10 | -- | | 1 |
| 1,2-Dichlorobenzene | ND | 0.020 | -- | ND | 0.120 | -- | | 1 |
| n-Butylbenzene | ND | 0.200 | -- | ND | 1.10 | -- | | 1 |
| 1,2,4-Trichlorobenzene | ND | 0.050 | -- | ND | 0.371 | -- | | 1 |
| Naphthalene | ND | 0.050 | -- | ND | 0.262 | -- | | 1 |
| 1,2,3-Trichlorobenzene | ND | 0.050 | -- | ND | 0.371 | -- | | 1 |
| Hexachlorobutadiene | ND | 0.050 | -- | ND | 0.533 | -- | | 1 |

| Internal Standard | % Recovery | Qualifier | Acceptance Criteria |
|---|---|---|---|
| 1,4-difluorobenzene | 86 | | 60-140 |
| bromochloromethane | 94 | | 60-140 |
| chlorobenzene-d5 | 90 | | 60-140 |

**Project Name:** BATCH CANISTER CERTIFICATION
**Project Number:** CANISTER QC BAT

**Lab Number:** L2157859
**Report Date:** 11/15/21

# Air Canister Certification Results

Lab ID: L2157859-10
Client ID: CAN 3464 SHELF 38
Sample Location:

Date Collected: 10/22/21 07:00
Date Received: 10/22/21
Field Prep: Not Specified

Sample Depth:
Matrix: Air
Anaytical Method: 48,TO-15
Analytical Date: 10/25/21 22:04
Analyst: TS

| | ppbV | | | ug/m3 | | | | |
|---|---|---|---|---|---|---|---|---|
| **Parameter** | **Results** | **RL** | **MDL** | **Results** | **RL** | **MDL** | **Qualifier** | **Dilution Factor** |
| Volatile Organics in Air - Mansfield Lab | | | | | | | | |
| Chlorodifluoromethane | ND | 0.200 | -- | ND | 0.707 | -- | | 1 |
| Propylene | ND | 0.500 | -- | ND | 0.861 | -- | | 1 |
| Propane | ND | 0.500 | -- | ND | 0.902 | -- | | 1 |
| Dichlorodifluoromethane | ND | 0.200 | -- | ND | 0.989 | -- | | 1 |
| Chloromethane | ND | 0.200 | -- | ND | 0.413 | -- | | 1 |
| Freon-114 | ND | 0.200 | -- | ND | 1.40 | -- | | 1 |
| Methanol | ND | 5.00 | -- | ND | 6.55 | -- | | 1 |
| Vinyl chloride | ND | 0.200 | -- | ND | 0.511 | -- | | 1 |
| 1,3-Butadiene | ND | 0.200 | -- | ND | 0.442 | -- | | 1 |
| Butane | ND | 0.200 | -- | ND | 0.475 | -- | | 1 |
| Bromomethane | ND | 0.200 | -- | ND | 0.777 | -- | | 1 |
| Chloroethane | ND | 0.200 | -- | ND | 0.528 | -- | | 1 |
| Ethanol | ND | 5.00 | -- | ND | 9.42 | -- | | 1 |
| Dichlorofluoromethane | ND | 0.200 | -- | ND | 0.842 | -- | | 1 |
| Vinyl bromide | ND | 0.200 | -- | ND | 0.874 | -- | | 1 |
| Acrolein | ND | 0.500 | -- | ND | 1.15 | -- | | 1 |
| Acetone | ND | 1.00 | -- | ND | 2.38 | -- | | 1 |
| Acetonitrile | ND | 0.200 | -- | ND | 0.336 | -- | | 1 |
| Trichlorofluoromethane | ND | 0.200 | -- | ND | 1.12 | -- | | 1 |
| Isopropanol | ND | 0.500 | -- | ND | 1.23 | -- | | 1 |
| Acrylonitrile | ND | 0.500 | -- | ND | 1.09 | -- | | 1 |
| Pentane | ND | 0.200 | -- | ND | 0.590 | -- | | 1 |
| Ethyl ether | ND | 0.200 | -- | ND | 0.606 | -- | | 1 |
| 1,1-Dichloroethene | ND | 0.200 | -- | ND | 0.793 | -- | | 1 |

**Project Name:** BATCH CANISTER CERTIFICATION
**Project Number:** CANISTER QC BAT

**Lab Number:** L2157859
**Report Date:** 11/15/21

# Air Canister Certification Results

Lab ID: L2157859-10
Client ID: CAN 3464 SHELF 38
Sample Location:

Date Collected: 10/22/21 07:00
Date Received: 10/22/21
Field Prep: Not Specified

Sample Depth:

| Parameter | ppbV Results | ppbV RL | ppbV MDL | ug/m3 Results | ug/m3 RL | ug/m3 MDL | Qualifier | Dilution Factor |
|---|---|---|---|---|---|---|---|---|
| Volatile Organics in Air - Mansfield Lab | | | | | | | | |
| Tertiary butyl Alcohol | ND | 0.500 | -- | ND | 1.52 | -- | | 1 |
| Methylene chloride | ND | 0.500 | -- | ND | 1.74 | -- | | 1 |
| 3-Chloropropene | ND | 0.200 | -- | ND | 0.626 | -- | | 1 |
| Carbon disulfide | ND | 0.200 | -- | ND | 0.623 | -- | | 1 |
| Freon-113 | ND | 0.200 | -- | ND | 1.53 | -- | | 1 |
| trans-1,2-Dichloroethene | ND | 0.200 | -- | ND | 0.793 | -- | | 1 |
| 1,1-Dichloroethane | ND | 0.200 | -- | ND | 0.809 | -- | | 1 |
| Methyl tert butyl ether | ND | 0.200 | -- | ND | 0.721 | -- | | 1 |
| Vinyl acetate | ND | 1.00 | -- | ND | 3.52 | -- | | 1 |
| 2-Butanone | ND | 0.500 | -- | ND | 1.47 | -- | | 1 |
| Xylenes, total | ND | 0.600 | -- | ND | 0.869 | -- | | 1 |
| cis-1,2-Dichloroethene | ND | 0.200 | -- | ND | 0.793 | -- | | 1 |
| Ethyl Acetate | ND | 0.500 | -- | ND | 1.80 | -- | | 1 |
| Chloroform | ND | 0.200 | -- | ND | 0.977 | -- | | 1 |
| Tetrahydrofuran | ND | 0.500 | -- | ND | 1.47 | -- | | 1 |
| 2,2-Dichloropropane | ND | 0.200 | -- | ND | 0.924 | -- | | 1 |
| 1,2-Dichloroethane | ND | 0.200 | -- | ND | 0.809 | -- | | 1 |
| n-Hexane | ND | 0.200 | -- | ND | 0.705 | -- | | 1 |
| Diisopropyl ether | ND | 0.200 | -- | ND | 0.836 | -- | | 1 |
| tert-Butyl Ethyl Ether | ND | 0.200 | -- | ND | 0.836 | -- | | 1 |
| 1,2-Dichloroethene (total) | ND | 1.00 | -- | ND | 1.00 | -- | | 1 |
| 1,1,1-Trichloroethane | ND | 0.200 | -- | ND | 1.09 | -- | | 1 |
| 1,1-Dichloropropene | ND | 0.200 | -- | ND | 0.908 | -- | | 1 |
| Benzene | ND | 0.200 | -- | ND | 0.639 | -- | | 1 |
| Carbon tetrachloride | ND | 0.200 | -- | ND | 1.26 | -- | | 1 |
| Cyclohexane | ND | 0.200 | -- | ND | 0.688 | -- | | 1 |
| tert-Amyl Methyl Ether | ND | 0.200 | -- | ND | 0.836 | -- | | 1 |

**Project Name:** BATCH CANISTER CERTIFICATION
**Project Number:** CANISTER QC BAT

**Lab Number:** L2157859
**Report Date:** 11/15/21

# Air Canister Certification Results

Lab ID: L2157859-10
Client ID: CAN 3464 SHELF 38
Sample Location:

Date Collected: 10/22/21 07:00
Date Received: 10/22/21
Field Prep: Not Specified

Sample Depth:

| Parameter | ppbV Results | ppbV RL | ppbV MDL | ug/m3 Results | ug/m3 RL | ug/m3 MDL | Qualifier | Dilution Factor |
|---|---|---|---|---|---|---|---|---|
| Volatile Organics in Air - Mansfield Lab | | | | | | | | |
| Dibromomethane | ND | 0.200 | -- | ND | 1.42 | -- | | 1 |
| 1,2-Dichloropropane | ND | 0.200 | -- | ND | 0.924 | -- | | 1 |
| Bromodichloromethane | ND | 0.200 | -- | ND | 1.34 | -- | | 1 |
| 1,4-Dioxane | ND | 0.200 | -- | ND | 0.721 | -- | | 1 |
| Trichloroethene | ND | 0.200 | -- | ND | 1.07 | -- | | 1 |
| 2,2,4-Trimethylpentane | ND | 0.200 | -- | ND | 0.934 | -- | | 1 |
| Methyl Methacrylate | ND | 0.500 | -- | ND | 2.05 | -- | | 1 |
| Heptane | ND | 0.200 | -- | ND | 0.820 | -- | | 1 |
| cis-1,3-Dichloropropene | ND | 0.200 | -- | ND | 0.908 | -- | | 1 |
| 4-Methyl-2-pentanone | ND | 0.500 | -- | ND | 2.05 | -- | | 1 |
| trans-1,3-Dichloropropene | ND | 0.200 | -- | ND | 0.908 | -- | | 1 |
| 1,1,2-Trichloroethane | ND | 0.200 | -- | ND | 1.09 | -- | | 1 |
| Toluene | ND | 0.200 | -- | ND | 0.754 | -- | | 1 |
| 1,3-Dichloropropane | ND | 0.200 | -- | ND | 0.924 | -- | | 1 |
| 2-Hexanone | ND | 0.200 | -- | ND | 0.820 | -- | | 1 |
| Dibromochloromethane | ND | 0.200 | -- | ND | 1.70 | -- | | 1 |
| 1,2-Dibromoethane | ND | 0.200 | -- | ND | 1.54 | -- | | 1 |
| Butyl acetate | ND | 0.500 | -- | ND | 2.38 | -- | | 1 |
| Octane | ND | 0.200 | -- | ND | 0.934 | -- | | 1 |
| Tetrachloroethene | ND | 0.200 | -- | ND | 1.36 | -- | | 1 |
| 1,1,1,2-Tetrachloroethane | ND | 0.200 | -- | ND | 1.37 | -- | | 1 |
| Chlorobenzene | ND | 0.200 | -- | ND | 0.921 | -- | | 1 |
| Ethylbenzene | ND | 0.200 | -- | ND | 0.869 | -- | | 1 |
| p/m-Xylene | ND | 0.400 | -- | ND | 1.74 | -- | | 1 |
| Bromoform | ND | 0.200 | -- | ND | 2.07 | -- | | 1 |
| Styrene | ND | 0.200 | -- | ND | 0.852 | -- | | 1 |
| 1,1,2,2-Tetrachloroethane | ND | 0.200 | -- | ND | 1.37 | -- | | 1 |

**Project Name:** BATCH CANISTER CERTIFICATION
**Project Number:** CANISTER QC BAT

**Lab Number:** L2157859
**Report Date:** 11/15/21

# Air Canister Certification Results

Lab ID: L2157859-10
Client ID: CAN 3464 SHELF 38
Sample Location:

Date Collected: 10/22/21 07:00
Date Received: 10/22/21
Field Prep: Not Specified

Sample Depth:

| Parameter | ppbV Results | ppbV RL | ppbV MDL | ug/m3 Results | ug/m3 RL | ug/m3 MDL | Qualifier | Dilution Factor |
|---|---|---|---|---|---|---|---|---|
| Volatile Organics in Air - Mansfield Lab | | | | | | | | |
| o-Xylene | ND | 0.200 | -- | ND | 0.869 | -- | | 1 |
| 1,2,3-Trichloropropane | ND | 0.200 | -- | ND | 1.21 | -- | | 1 |
| Nonane | ND | 0.200 | -- | ND | 1.05 | -- | | 1 |
| Isopropylbenzene | ND | 0.200 | -- | ND | 0.983 | -- | | 1 |
| Bromobenzene | ND | 0.200 | -- | ND | 0.793 | -- | | 1 |
| 2-Chlorotoluene | ND | 0.200 | -- | ND | 1.04 | -- | | 1 |
| n-Propylbenzene | ND | 0.200 | -- | ND | 0.983 | -- | | 1 |
| 4-Chlorotoluene | ND | 0.200 | -- | ND | 1.04 | -- | | 1 |
| 4-Ethyltoluene | ND | 0.200 | -- | ND | 0.983 | -- | | 1 |
| 1,3,5-Trimethylbenzene | ND | 0.200 | -- | ND | 0.983 | -- | | 1 |
| tert-Butylbenzene | ND | 0.200 | -- | ND | 1.10 | -- | | 1 |
| 1,2,4-Trimethylbenzene | ND | 0.200 | -- | ND | 0.983 | -- | | 1 |
| Decane | ND | 0.200 | -- | ND | 1.16 | -- | | 1 |
| Benzyl chloride | ND | 0.200 | -- | ND | 1.04 | -- | | 1 |
| 1,3-Dichlorobenzene | ND | 0.200 | -- | ND | 1.20 | -- | | 1 |
| 1,4-Dichlorobenzene | ND | 0.200 | -- | ND | 1.20 | -- | | 1 |
| sec-Butylbenzene | ND | 0.200 | -- | ND | 1.10 | -- | | 1 |
| p-Isopropyltoluene | ND | 0.200 | -- | ND | 1.10 | -- | | 1 |
| 1,2-Dichlorobenzene | ND | 0.200 | -- | ND | 1.20 | -- | | 1 |
| n-Butylbenzene | ND | 0.200 | -- | ND | 1.10 | -- | | 1 |
| 1,2-Dibromo-3-chloropropane | ND | 0.200 | -- | ND | 1.93 | -- | | 1 |
| Undecane | ND | 0.200 | -- | ND | 1.28 | -- | | 1 |
| Dodecane | ND | 0.200 | -- | ND | 1.39 | -- | | 1 |
| 1,2,4-Trichlorobenzene | ND | 0.200 | -- | ND | 1.48 | -- | | 1 |
| Naphthalene | ND | 0.200 | -- | ND | 1.05 | -- | | 1 |
| 1,2,3-Trichlorobenzene | ND | 0.200 | -- | ND | 1.48 | -- | | 1 |
| Hexachlorobutadiene | ND | 0.200 | -- | ND | 2.13 | -- | | 1 |

**Project Name:** BATCH CANISTER CERTIFICATION
**Project Number:** CANISTER QC BAT

**Lab Number:** L2157859
**Report Date:** 11/15/21

# Air Canister Certification Results

Lab ID: L2157859-10
Client ID: CAN 3464 SHELF 38
Sample Location:

Date Collected: 10/22/21 07:00
Date Received: 10/22/21
Field Prep: Not Specified

Sample Depth:

| Parameter | ppbV Results | ppbV RL | ppbV MDL | ug/m3 Results | ug/m3 RL | ug/m3 MDL | Qualifier | Dilution Factor |
|---|---|---|---|---|---|---|---|---|
| Volatile Organics in Air - Mansfield Lab | | | | | | | | |

| | Results | Qualifier | Units | RDL | Dilution Factor |
|---|---|---|---|---|---|
| Tentatively Identified Compounds | | | | | |

No Tentatively Identified Compounds

| Internal Standard | % Recovery | Qualifier | Acceptance Criteria |
|---|---|---|---|
| 1,4-Difluorobenzene | 83 | | 60-140 |
| Bromochloromethane | 87 | | 60-140 |
| chlorobenzene-d5 | 87 | | 60-140 |

**Project Name:** BATCH CANISTER CERTIFICATION
**Project Number:** CANISTER QC BAT

**Lab Number:** L2157859
**Report Date:** 11/15/21

# Air Canister Certification Results

Lab ID: L2157859-10
Client ID: CAN 3464 SHELF 38
Sample Location:

Date Collected: 10/22/21 07:00
Date Received: 10/22/21
Field Prep: Not Specified

Sample Depth:
Matrix: Air
Anaytical Method: 48,TO-15-SIM
Analytical Date: 10/25/21 22:04
Analyst: TS

| | ppbV | | | ug/m3 | | | | |
|---|---|---|---|---|---|---|---|---|
| **Parameter** | **Results** | **RL** | **MDL** | **Results** | **RL** | **MDL** | **Qualifier** | **Dilution Factor** |
| Volatile Organics in Air by SIM - Mansfield Lab | | | | | | | | |
| Dichlorodifluoromethane | ND | 0.200 | -- | ND | 0.989 | -- | | 1 |
| Chloromethane | ND | 0.200 | -- | ND | 0.413 | -- | | 1 |
| Freon-114 | ND | 0.050 | -- | ND | 0.349 | -- | | 1 |
| Vinyl chloride | ND | 0.020 | -- | ND | 0.051 | -- | | 1 |
| 1,3-Butadiene | ND | 0.020 | -- | ND | 0.044 | -- | | 1 |
| Bromomethane | ND | 0.020 | -- | ND | 0.078 | -- | | 1 |
| Chloroethane | ND | 0.100 | -- | ND | 0.264 | -- | | 1 |
| Acrolein | ND | 0.050 | -- | ND | 0.115 | -- | | 1 |
| Acetone | ND | 1.00 | -- | ND | 2.38 | -- | | 1 |
| Trichlorofluoromethane | ND | 0.050 | -- | ND | 0.281 | -- | | 1 |
| Acrylonitrile | ND | 0.500 | -- | ND | 1.09 | -- | | 1 |
| 1,1-Dichloroethene | ND | 0.020 | -- | ND | 0.079 | -- | | 1 |
| Methylene chloride | ND | 0.500 | -- | ND | 1.74 | -- | | 1 |
| Freon-113 | ND | 0.050 | -- | ND | 0.383 | -- | | 1 |
| trans-1,2-Dichloroethene | ND | 0.020 | -- | ND | 0.079 | -- | | 1 |
| 1,1-Dichloroethane | ND | 0.020 | -- | ND | 0.081 | -- | | 1 |
| Methyl tert butyl ether | ND | 0.200 | -- | ND | 0.721 | -- | | 1 |
| 2-Butanone | ND | 0.500 | -- | ND | 1.47 | -- | | 1 |
| cis-1,2-Dichloroethene | ND | 0.020 | -- | ND | 0.079 | -- | | 1 |
| Chloroform | ND | 0.020 | -- | ND | 0.098 | -- | | 1 |
| 1,2-Dichloroethane | ND | 0.020 | -- | ND | 0.081 | -- | | 1 |
| 1,1,1-Trichloroethane | ND | 0.020 | -- | ND | 0.109 | -- | | 1 |
| Benzene | ND | 0.100 | -- | ND | 0.319 | -- | | 1 |
| Carbon tetrachloride | ND | 0.020 | -- | ND | 0.126 | -- | | 1 |

**Project Name:** BATCH CANISTER CERTIFICATION
**Project Number:** CANISTER QC BAT

**Lab Number:** L2157859
**Report Date:** 11/15/21

# Air Canister Certification Results

Lab ID: L2157859-10
Client ID: CAN 3464 SHELF 38
Sample Location:

Date Collected: 10/22/21 07:00
Date Received: 10/22/21
Field Prep: Not Specified

Sample Depth:

| Parameter | ppbV Results | ppbV RL | ppbV MDL | ug/m3 Results | ug/m3 RL | ug/m3 MDL | Qualifier | Dilution Factor |
|---|---|---|---|---|---|---|---|---|
| Volatile Organics in Air by SIM - Mansfield Lab | | | | | | | | |
| 1,2-Dichloropropane | ND | 0.020 | -- | ND | 0.092 | -- | | 1 |
| Bromodichloromethane | ND | 0.020 | -- | ND | 0.134 | -- | | 1 |
| 1,4-Dioxane | ND | 0.100 | -- | ND | 0.360 | -- | | 1 |
| Trichloroethene | ND | 0.020 | -- | ND | 0.107 | -- | | 1 |
| cis-1,3-Dichloropropene | ND | 0.020 | -- | ND | 0.091 | -- | | 1 |
| 4-Methyl-2-pentanone | ND | 0.500 | -- | ND | 2.05 | -- | | 1 |
| trans-1,3-Dichloropropene | ND | 0.020 | -- | ND | 0.091 | -- | | 1 |
| 1,1,2-Trichloroethane | ND | 0.020 | -- | ND | 0.109 | -- | | 1 |
| Toluene | ND | 0.100 | -- | ND | 0.377 | -- | | 1 |
| Dibromochloromethane | ND | 0.020 | -- | ND | 0.170 | -- | | 1 |
| 1,2-Dibromoethane | ND | 0.020 | -- | ND | 0.154 | -- | | 1 |
| Tetrachloroethene | ND | 0.020 | -- | ND | 0.136 | -- | | 1 |
| 1,1,1,2-Tetrachloroethane | ND | 0.020 | -- | ND | 0.137 | -- | | 1 |
| Chlorobenzene | ND | 0.100 | -- | ND | 0.461 | -- | | 1 |
| Ethylbenzene | ND | 0.020 | -- | ND | 0.087 | -- | | 1 |
| p/m-Xylene | ND | 0.040 | -- | ND | 0.174 | -- | | 1 |
| Bromoform | ND | 0.020 | -- | ND | 0.207 | -- | | 1 |
| Styrene | ND | 0.020 | -- | ND | 0.085 | -- | | 1 |
| 1,1,2,2-Tetrachloroethane | ND | 0.020 | -- | ND | 0.137 | -- | | 1 |
| o-Xylene | ND | 0.020 | -- | ND | 0.087 | -- | | 1 |
| Isopropylbenzene | ND | 0.200 | -- | ND | 0.983 | -- | | 1 |
| 4-Ethyltoluene | ND | 0.020 | -- | ND | 0.098 | -- | | 1 |
| 1,3,5-Trimethybenzene | ND | 0.020 | -- | ND | 0.098 | -- | | 1 |
| 1,2,4-Trimethylbenzene | ND | 0.020 | -- | ND | 0.098 | -- | | 1 |
| Benzyl chloride | ND | 0.200 | -- | ND | 1.04 | -- | | 1 |
| 1,3-Dichlorobenzene | ND | 0.020 | -- | ND | 0.120 | -- | | 1 |
| 1,4-Dichlorobenzene | ND | 0.020 | -- | ND | 0.120 | -- | | 1 |

**Project Name:** BATCH CANISTER CERTIFICATION
**Project Number:** CANISTER QC BAT

**Lab Number:** L2157859
**Report Date:** 11/15/21

# Air Canister Certification Results

Lab ID: L2157859-10
Client ID: CAN 3464 SHELF 38
Sample Location:

Date Collected: 10/22/21 07:00
Date Received: 10/22/21
Field Prep: Not Specified

Sample Depth:

| Parameter | ppbV Results | ppbV RL | ppbV MDL | ug/m3 Results | ug/m3 RL | ug/m3 MDL | Qualifier | Dilution Factor |
|---|---|---|---|---|---|---|---|---|
| Volatile Organics in Air by SIM - Mansfield Lab | | | | | | | | |
| sec-Butylbenzene | ND | 0.200 | -- | ND | 1.10 | -- | | 1 |
| p-Isopropyltoluene | ND | 0.200 | -- | ND | 1.10 | -- | | 1 |
| 1,2-Dichlorobenzene | ND | 0.020 | -- | ND | 0.120 | -- | | 1 |
| n-Butylbenzene | ND | 0.200 | -- | ND | 1.10 | -- | | 1 |
| 1,2,4-Trichlorobenzene | ND | 0.050 | -- | ND | 0.371 | -- | | 1 |
| Naphthalene | ND | 0.050 | -- | ND | 0.262 | -- | | 1 |
| 1,2,3-Trichlorobenzene | ND | 0.050 | -- | ND | 0.371 | -- | | 1 |
| Hexachlorobutadiene | ND | 0.050 | -- | ND | 0.533 | -- | | 1 |

| Internal Standard | % Recovery | Qualifier | Acceptance Criteria |
|---|---|---|---|
| 1,4-difluorobenzene | 83 | | 60-140 |
| bromochloromethane | 84 | | 60-140 |
| chlorobenzene-d5 | 89 | | 60-140 |

**Project Name:** BATCH CANISTER CERTIFICATION
**Project Number:** CANISTER QC BAT

**Lab Number:** L2158182
**Report Date:** 11/15/21

# Air Canister Certification Results

Lab ID: L2158182-09
Client ID: CAN 2351 SHELF 56
Sample Location:

Date Collected: 10/25/21 08:00
Date Received: 10/25/21
Field Prep: Not Specified

Sample Depth:
Matrix: Air
Anaytical Method: 48,TO-15
Analytical Date: 10/27/21 19:28
Analyst: TS

| | ppbV | | | ug/m3 | | | | |
|---|---|---|---|---|---|---|---|---|
| **Parameter** | **Results** | **RL** | **MDL** | **Results** | **RL** | **MDL** | **Qualifier** | **Dilution Factor** |
| Volatile Organics in Air - Mansfield Lab | | | | | | | | |
| Chlorodifluoromethane | ND | 0.200 | -- | ND | 0.707 | -- | | 1 |
| Propylene | ND | 0.500 | -- | ND | 0.861 | -- | | 1 |
| Propane | ND | 0.500 | -- | ND | 0.902 | -- | | 1 |
| Dichlorodifluoromethane | ND | 0.200 | -- | ND | 0.989 | -- | | 1 |
| Chloromethane | ND | 0.200 | -- | ND | 0.413 | -- | | 1 |
| Freon-114 | ND | 0.200 | -- | ND | 1.40 | -- | | 1 |
| Methanol | ND | 5.00 | -- | ND | 6.55 | -- | | 1 |
| Vinyl chloride | ND | 0.200 | -- | ND | 0.511 | -- | | 1 |
| 1,3-Butadiene | ND | 0.200 | -- | ND | 0.442 | -- | | 1 |
| Butane | ND | 0.200 | -- | ND | 0.475 | -- | | 1 |
| Bromomethane | ND | 0.200 | -- | ND | 0.777 | -- | | 1 |
| Chloroethane | ND | 0.200 | -- | ND | 0.528 | -- | | 1 |
| Ethanol | ND | 5.00 | -- | ND | 9.42 | -- | | 1 |
| Dichlorofluoromethane | ND | 0.200 | -- | ND | 0.842 | -- | | 1 |
| Vinyl bromide | ND | 0.200 | -- | ND | 0.874 | -- | | 1 |
| Acrolein | ND | 0.500 | -- | ND | 1.15 | -- | | 1 |
| Acetone | ND | 1.00 | -- | ND | 2.38 | -- | | 1 |
| Acetonitrile | ND | 0.200 | -- | ND | 0.336 | -- | | 1 |
| Trichlorofluoromethane | ND | 0.200 | -- | ND | 1.12 | -- | | 1 |
| Isopropanol | ND | 0.500 | -- | ND | 1.23 | -- | | 1 |
| Acrylonitrile | ND | 0.500 | -- | ND | 1.09 | -- | | 1 |
| Pentane | ND | 0.200 | -- | ND | 0.590 | -- | | 1 |
| Ethyl ether | ND | 0.200 | -- | ND | 0.606 | -- | | 1 |
| 1,1-Dichloroethene | ND | 0.200 | -- | ND | 0.793 | -- | | 1 |

**Project Name:** BATCH CANISTER CERTIFICATION
**Project Number:** CANISTER QC BAT

**Lab Number:** L2158182
**Report Date:** 11/15/21

# Air Canister Certification Results

Lab ID: L2158182-09
Client ID: CAN 2351 SHELF 56
Sample Location:

Date Collected: 10/25/21 08:00
Date Received: 10/25/21
Field Prep: Not Specified

Sample Depth:

| Parameter | ppbV Results | ppbV RL | ppbV MDL | ug/m3 Results | ug/m3 RL | ug/m3 MDL | Qualifier | Dilution Factor |
|---|---|---|---|---|---|---|---|---|
| Volatile Organics in Air - Mansfield Lab | | | | | | | | |
| Tertiary butyl Alcohol | ND | 0.500 | -- | ND | 1.52 | -- | | 1 |
| Methylene chloride | ND | 0.500 | -- | ND | 1.74 | -- | | 1 |
| 3-Chloropropene | ND | 0.200 | -- | ND | 0.626 | -- | | 1 |
| Carbon disulfide | ND | 0.200 | -- | ND | 0.623 | -- | | 1 |
| Freon-113 | ND | 0.200 | -- | ND | 1.53 | -- | | 1 |
| trans-1,2-Dichloroethene | ND | 0.200 | -- | ND | 0.793 | -- | | 1 |
| 1,1-Dichloroethane | ND | 0.200 | -- | ND | 0.809 | -- | | 1 |
| Methyl tert butyl ether | ND | 0.200 | -- | ND | 0.721 | -- | | 1 |
| Vinyl acetate | ND | 1.00 | -- | ND | 3.52 | -- | | 1 |
| Xylenes, total | ND | 0.600 | -- | ND | 0.869 | -- | | 1 |
| 2-Butanone | ND | 0.500 | -- | ND | 1.47 | -- | | 1 |
| cis-1,2-Dichloroethene | ND | 0.200 | -- | ND | 0.793 | -- | | 1 |
| Ethyl Acetate | ND | 0.500 | -- | ND | 1.80 | -- | | 1 |
| Chloroform | ND | 0.200 | -- | ND | 0.977 | -- | | 1 |
| Tetrahydrofuran | ND | 0.500 | -- | ND | 1.47 | -- | | 1 |
| 2,2-Dichloropropane | ND | 0.200 | -- | ND | 0.924 | -- | | 1 |
| 1,2-Dichloroethane | ND | 0.200 | -- | ND | 0.809 | -- | | 1 |
| n-Hexane | ND | 0.200 | -- | ND | 0.705 | -- | | 1 |
| Diisopropyl ether | ND | 0.200 | -- | ND | 0.836 | -- | | 1 |
| tert-Butyl Ethyl Ether | ND | 0.200 | -- | ND | 0.836 | -- | | 1 |
| 1,2-Dichloroethene (total) | ND | 1.00 | -- | ND | 1.00 | -- | | 1 |
| 1,1,1-Trichloroethane | ND | 0.200 | -- | ND | 1.09 | -- | | 1 |
| 1,1-Dichloropropene | ND | 0.200 | -- | ND | 0.908 | -- | | 1 |
| Benzene | ND | 0.200 | -- | ND | 0.639 | -- | | 1 |
| Carbon tetrachloride | ND | 0.200 | -- | ND | 1.26 | -- | | 1 |
| Cyclohexane | ND | 0.200 | -- | ND | 0.688 | -- | | 1 |
| tert-Amyl Methyl Ether | ND | 0.200 | -- | ND | 0.836 | -- | | 1 |

**Project Name:** BATCH CANISTER CERTIFICATION
**Project Number:** CANISTER QC BAT

**Lab Number:** L2158182
**Report Date:** 11/15/21

# Air Canister Certification Results

Lab ID: L2158182-09
Client ID: CAN 2351 SHELF 56
Sample Location:

Date Collected: 10/25/21 08:00
Date Received: 10/25/21
Field Prep: Not Specified

Sample Depth:

| Parameter | ppbV Results | ppbV RL | ppbV MDL | ug/m3 Results | ug/m3 RL | ug/m3 MDL | Qualifier | Dilution Factor |
|---|---|---|---|---|---|---|---|---|
| Volatile Organics in Air - Mansfield Lab | | | | | | | | |
| Dibromomethane | ND | 0.200 | -- | ND | 1.42 | -- | | 1 |
| 1,2-Dichloropropane | ND | 0.200 | -- | ND | 0.924 | -- | | 1 |
| Bromodichloromethane | ND | 0.200 | -- | ND | 1.34 | -- | | 1 |
| 1,4-Dioxane | ND | 0.200 | -- | ND | 0.721 | -- | | 1 |
| Trichloroethene | ND | 0.200 | -- | ND | 1.07 | -- | | 1 |
| 2,2,4-Trimethylpentane | ND | 0.200 | -- | ND | 0.934 | -- | | 1 |
| Methyl Methacrylate | ND | 0.500 | -- | ND | 2.05 | -- | | 1 |
| Heptane | ND | 0.200 | -- | ND | 0.820 | -- | | 1 |
| cis-1,3-Dichloropropene | ND | 0.200 | -- | ND | 0.908 | -- | | 1 |
| 4-Methyl-2-pentanone | ND | 0.500 | -- | ND | 2.05 | -- | | 1 |
| trans-1,3-Dichloropropene | ND | 0.200 | -- | ND | 0.908 | -- | | 1 |
| 1,1,2-Trichloroethane | ND | 0.200 | -- | ND | 1.09 | -- | | 1 |
| Toluene | ND | 0.200 | -- | ND | 0.754 | -- | | 1 |
| 1,3-Dichloropropane | ND | 0.200 | -- | ND | 0.924 | -- | | 1 |
| 2-Hexanone | ND | 0.200 | -- | ND | 0.820 | -- | | 1 |
| Dibromochloromethane | ND | 0.200 | -- | ND | 1.70 | -- | | 1 |
| 1,2-Dibromoethane | ND | 0.200 | -- | ND | 1.54 | -- | | 1 |
| Butyl acetate | ND | 0.500 | -- | ND | 2.38 | -- | | 1 |
| Octane | ND | 0.200 | -- | ND | 0.934 | -- | | 1 |
| Tetrachloroethene | ND | 0.200 | -- | ND | 1.36 | -- | | 1 |
| 1,1,1,2-Tetrachloroethane | ND | 0.200 | -- | ND | 1.37 | -- | | 1 |
| Chlorobenzene | ND | 0.200 | -- | ND | 0.921 | -- | | 1 |
| Ethylbenzene | ND | 0.200 | -- | ND | 0.869 | -- | | 1 |
| p/m-Xylene | ND | 0.400 | -- | ND | 1.74 | -- | | 1 |
| Bromoform | ND | 0.200 | -- | ND | 2.07 | -- | | 1 |
| Styrene | ND | 0.200 | -- | ND | 0.852 | -- | | 1 |
| 1,1,2,2-Tetrachloroethane | ND | 0.200 | -- | ND | 1.37 | -- | | 1 |

**Project Name:** BATCH CANISTER CERTIFICATION
**Project Number:** CANISTER QC BAT

**Lab Number:** L2158182
**Report Date:** 11/15/21

# Air Canister Certification Results

Lab ID: L2158182-09
Client ID: CAN 2351 SHELF 56
Sample Location:

Date Collected: 10/25/21 08:00
Date Received: 10/25/21
Field Prep: Not Specified

Sample Depth:

| Parameter | ppbV Results | ppbV RL | ppbV MDL | ug/m3 Results | ug/m3 RL | ug/m3 MDL | Qualifier | Dilution Factor |
|---|---|---|---|---|---|---|---|---|
| Volatile Organics in Air - Mansfield Lab | | | | | | | | |
| o-Xylene | ND | 0.200 | -- | ND | 0.869 | -- | | 1 |
| 1,2,3-Trichloropropane | ND | 0.200 | -- | ND | 1.21 | -- | | 1 |
| Nonane | ND | 0.200 | -- | ND | 1.05 | -- | | 1 |
| Isopropylbenzene | ND | 0.200 | -- | ND | 0.983 | -- | | 1 |
| Bromobenzene | ND | 0.200 | -- | ND | 0.793 | -- | | 1 |
| 2-Chlorotoluene | ND | 0.200 | -- | ND | 1.04 | -- | | 1 |
| n-Propylbenzene | ND | 0.200 | -- | ND | 0.983 | -- | | 1 |
| 4-Chlorotoluene | ND | 0.200 | -- | ND | 1.04 | -- | | 1 |
| 4-Ethyltoluene | ND | 0.200 | -- | ND | 0.983 | -- | | 1 |
| 1,3,5-Trimethylbenzene | ND | 0.200 | -- | ND | 0.983 | -- | | 1 |
| tert-Butylbenzene | ND | 0.200 | -- | ND | 1.10 | -- | | 1 |
| 1,2,4-Trimethylbenzene | ND | 0.200 | -- | ND | 0.983 | -- | | 1 |
| Decane | ND | 0.200 | -- | ND | 1.16 | -- | | 1 |
| Benzyl chloride | ND | 0.200 | -- | ND | 1.04 | -- | | 1 |
| 1,3-Dichlorobenzene | ND | 0.200 | -- | ND | 1.20 | -- | | 1 |
| 1,4-Dichlorobenzene | ND | 0.200 | -- | ND | 1.20 | -- | | 1 |
| sec-Butylbenzene | ND | 0.200 | -- | ND | 1.10 | -- | | 1 |
| p-Isopropyltoluene | ND | 0.200 | -- | ND | 1.10 | -- | | 1 |
| 1,2-Dichlorobenzene | ND | 0.200 | -- | ND | 1.20 | -- | | 1 |
| n-Butylbenzene | ND | 0.200 | -- | ND | 1.10 | -- | | 1 |
| 1,2-Dibromo-3-chloropropane | ND | 0.200 | -- | ND | 1.93 | -- | | 1 |
| Undecane | ND | 0.200 | -- | ND | 1.28 | -- | | 1 |
| Dodecane | ND | 0.200 | -- | ND | 1.39 | -- | | 1 |
| 1,2,4-Trichlorobenzene | ND | 0.200 | -- | ND | 1.48 | -- | | 1 |
| Naphthalene | ND | 0.200 | -- | ND | 1.05 | -- | | 1 |
| 1,2,3-Trichlorobenzene | ND | 0.200 | -- | ND | 1.48 | -- | | 1 |
| Hexachlorobutadiene | ND | 0.200 | -- | ND | 2.13 | -- | | 1 |

**Project Name:** BATCH CANISTER CERTIFICATION
**Project Number:** CANISTER QC BAT

**Lab Number:** L2158182
**Report Date:** 11/15/21

# Air Canister Certification Results

Lab ID: L2158182-09
Client ID: CAN 2351 SHELF 56
Sample Location:

Date Collected: 10/25/21 08:00
Date Received: 10/25/21
Field Prep: Not Specified

Sample Depth:

| Parameter | ppbV Results | ppbV RL | ppbV MDL | ug/m3 Results | ug/m3 RL | ug/m3 MDL | Qualifier | Dilution Factor |
|---|---|---|---|---|---|---|---|---|
| Volatile Organics in Air - Mansfield Lab | | | | | | | | |

| | Results | Qualifier | Units | RDL | Dilution Factor |
|---|---|---|---|---|---|
| Tentatively Identified Compounds | | | | | |

No Tentatively Identified Compounds

| Internal Standard | % Recovery | Qualifier | Acceptance Criteria |
|---|---|---|---|
| 1,4-Difluorobenzene | 83 | | 60-140 |
| Bromochloromethane | 88 | | 60-140 |
| chlorobenzene-d5 | 87 | | 60-140 |

**Project Name:** BATCH CANISTER CERTIFICATION
**Project Number:** CANISTER QC BAT

**Lab Number:** L2158182
**Report Date:** 11/15/21

# Air Canister Certification Results

Lab ID: L2158182-09
Client ID: CAN 2351 SHELF 56
Sample Location:

Date Collected: 10/25/21 08:00
Date Received: 10/25/21
Field Prep: Not Specified

Sample Depth:
Matrix: Air
Anaytical Method: 48,TO-15-SIM
Analytical Date: 10/27/21 19:28
Analyst: TS

| | ppbV | | | ug/m3 | | | | |
|---|---|---|---|---|---|---|---|---|
| **Parameter** | **Results** | **RL** | **MDL** | **Results** | **RL** | **MDL** | **Qualifier** | **Dilution Factor** |
| Volatile Organics in Air by SIM - Mansfield Lab | | | | | | | | |
| Dichlorodifluoromethane | ND | 0.200 | -- | ND | 0.989 | -- | | 1 |
| Chloromethane | ND | 0.200 | -- | ND | 0.413 | -- | | 1 |
| Freon-114 | ND | 0.050 | -- | ND | 0.349 | -- | | 1 |
| Vinyl chloride | ND | 0.020 | -- | ND | 0.051 | -- | | 1 |
| 1,3-Butadiene | ND | 0.020 | -- | ND | 0.044 | -- | | 1 |
| Bromomethane | ND | 0.020 | -- | ND | 0.078 | -- | | 1 |
| Chloroethane | ND | 0.100 | -- | ND | 0.264 | -- | | 1 |
| Acrolein | ND | 0.050 | -- | ND | 0.115 | -- | | 1 |
| Acetone | ND | 1.00 | -- | ND | 2.38 | -- | | 1 |
| Trichlorofluoromethane | ND | 0.050 | -- | ND | 0.281 | -- | | 1 |
| Acrylonitrile | ND | 0.500 | -- | ND | 1.09 | -- | | 1 |
| 1,1-Dichloroethene | ND | 0.020 | -- | ND | 0.079 | -- | | 1 |
| Methylene chloride | ND | 0.500 | -- | ND | 1.74 | -- | | 1 |
| Freon-113 | ND | 0.050 | -- | ND | 0.383 | -- | | 1 |
| trans-1,2-Dichloroethene | ND | 0.020 | -- | ND | 0.079 | -- | | 1 |
| 1,1-Dichloroethane | ND | 0.020 | -- | ND | 0.081 | -- | | 1 |
| Methyl tert butyl ether | ND | 0.200 | -- | ND | 0.721 | -- | | 1 |
| 2-Butanone | ND | 0.500 | -- | ND | 1.47 | -- | | 1 |
| cis-1,2-Dichloroethene | ND | 0.020 | -- | ND | 0.079 | -- | | 1 |
| Chloroform | ND | 0.020 | -- | ND | 0.098 | -- | | 1 |
| 1,2-Dichloroethane | ND | 0.020 | -- | ND | 0.081 | -- | | 1 |
| 1,1,1-Trichloroethane | ND | 0.020 | -- | ND | 0.109 | -- | | 1 |
| Benzene | ND | 0.100 | -- | ND | 0.319 | -- | | 1 |
| Carbon tetrachloride | ND | 0.020 | -- | ND | 0.126 | -- | | 1 |

**Project Name:** BATCH CANISTER CERTIFICATION
**Project Number:** CANISTER QC BAT

**Lab Number:** L2158182
**Report Date:** 11/15/21

# Air Canister Certification Results

Lab ID: L2158182-09
Client ID: CAN 2351 SHELF 56
Sample Location:

Date Collected: 10/25/21 08:00
Date Received: 10/25/21
Field Prep: Not Specified

Sample Depth:

| Parameter | ppbV Results | ppbV RL | ppbV MDL | ug/m3 Results | ug/m3 RL | ug/m3 MDL | Qualifier | Dilution Factor |
|---|---|---|---|---|---|---|---|---|
| Volatile Organics in Air by SIM - Mansfield Lab | | | | | | | | |
| 1,2-Dichloropropane | ND | 0.020 | -- | ND | 0.092 | -- | | 1 |
| Bromodichloromethane | ND | 0.020 | -- | ND | 0.134 | -- | | 1 |
| 1,4-Dioxane | ND | 0.100 | -- | ND | 0.360 | -- | | 1 |
| Trichloroethene | ND | 0.020 | -- | ND | 0.107 | -- | | 1 |
| cis-1,3-Dichloropropene | ND | 0.020 | -- | ND | 0.091 | -- | | 1 |
| 4-Methyl-2-pentanone | ND | 0.500 | -- | ND | 2.05 | -- | | 1 |
| trans-1,3-Dichloropropene | ND | 0.020 | -- | ND | 0.091 | -- | | 1 |
| 1,1,2-Trichloroethane | ND | 0.020 | -- | ND | 0.109 | -- | | 1 |
| Toluene | ND | 0.100 | -- | ND | 0.377 | -- | | 1 |
| Dibromochloromethane | ND | 0.020 | -- | ND | 0.170 | -- | | 1 |
| 1,2-Dibromoethane | ND | 0.020 | -- | ND | 0.154 | -- | | 1 |
| Tetrachloroethene | ND | 0.020 | -- | ND | 0.136 | -- | | 1 |
| 1,1,1,2-Tetrachloroethane | ND | 0.020 | -- | ND | 0.137 | -- | | 1 |
| Chlorobenzene | ND | 0.100 | -- | ND | 0.461 | -- | | 1 |
| Ethylbenzene | ND | 0.020 | -- | ND | 0.087 | -- | | 1 |
| p/m-Xylene | ND | 0.040 | -- | ND | 0.174 | -- | | 1 |
| Bromoform | ND | 0.020 | -- | ND | 0.207 | -- | | 1 |
| Styrene | ND | 0.020 | -- | ND | 0.085 | -- | | 1 |
| 1,1,2,2-Tetrachloroethane | ND | 0.020 | -- | ND | 0.137 | -- | | 1 |
| o-Xylene | ND | 0.020 | -- | ND | 0.087 | -- | | 1 |
| Isopropylbenzene | ND | 0.200 | -- | ND | 0.983 | -- | | 1 |
| 4-Ethyltoluene | ND | 0.020 | -- | ND | 0.098 | -- | | 1 |
| 1,3,5-Trimethybenzene | ND | 0.020 | -- | ND | 0.098 | -- | | 1 |
| 1,2,4-Trimethylbenzene | ND | 0.020 | -- | ND | 0.098 | -- | | 1 |
| Benzyl chloride | ND | 0.200 | -- | ND | 1.04 | -- | | 1 |
| 1,3-Dichlorobenzene | ND | 0.020 | -- | ND | 0.120 | -- | | 1 |
| 1,4-Dichlorobenzene | ND | 0.020 | -- | ND | 0.120 | -- | | 1 |

**Project Name:** BATCH CANISTER CERTIFICATION
**Project Number:** CANISTER QC BAT

**Lab Number:** L2158182
**Report Date:** 11/15/21

# Air Canister Certification Results

Lab ID: L2158182-09
Client ID: CAN 2351 SHELF 56
Sample Location:

Date Collected: 10/25/21 08:00
Date Received: 10/25/21
Field Prep: Not Specified

Sample Depth:

| Parameter | ppbV Results | ppbV RL | ppbV MDL | ug/m3 Results | ug/m3 RL | ug/m3 MDL | Qualifier | Dilution Factor |
|---|---|---|---|---|---|---|---|---|
| Volatile Organics in Air by SIM - Mansfield Lab | | | | | | | | |
| sec-Butylbenzene | ND | 0.200 | -- | ND | 1.10 | -- | | 1 |
| p-Isopropyltoluene | ND | 0.200 | -- | ND | 1.10 | -- | | 1 |
| 1,2-Dichlorobenzene | ND | 0.020 | -- | ND | 0.120 | -- | | 1 |
| n-Butylbenzene | ND | 0.200 | -- | ND | 1.10 | -- | | 1 |
| 1,2,4-Trichlorobenzene | ND | 0.050 | -- | ND | 0.371 | -- | | 1 |
| Naphthalene | ND | 0.050 | -- | ND | 0.262 | -- | | 1 |
| 1,2,3-Trichlorobenzene | ND | 0.050 | -- | ND | 0.371 | -- | | 1 |
| Hexachlorobutadiene | ND | 0.050 | -- | ND | 0.533 | -- | | 1 |

| Internal Standard | % Recovery | Qualifier | Acceptance Criteria |
|---|---|---|---|
| 1,4-difluorobenzene | 90 | | 60-140 |
| bromochloromethane | 92 | | 60-140 |
| chlorobenzene-d5 | 95 | | 60-140 |

**Project Name:** 140 N MAIN ST
**Project Number:** 12166

**Lab Number:** L2160924
**Report Date:** 11/15/21

## Sample Receipt and Container Information

Were project specific reporting limits specified? YES

### Cooler Information

| Cooler | Custody Seal |
|---|---|
| NA | Absent |

### Container Information

| Container ID | Container Type | Cooler | Initial pH | Final pH | Temp deg C | Pres | Seal | Frozen Date/Time | Analysis(*) |
|---|---|---|---|---|---|---|---|---|---|
| L2160924-01A | Canister - 2.7 Liter | NA | NA | | | Y | Absent | | TO15-LL(30),TO15-SIM(30) |
| L2160924-02A | Canister - 2.7 Liter | NA | NA | | | Y | Absent | | TO15-LL(30),TO15-SIM(30) |
| L2160924-03A | Canister - 2.7 Liter | NA | NA | | | Y | Absent | | TO15-LL(30),TO15-SIM(30) |
| L2160924-04A | Canister - 2.7 Liter | NA | NA | | | Y | Absent | | TO15-LL(30) |
| L2160924-05A | Canister - 2.7 Liter | NA | NA | | | Y | Absent | | TO15-LL(30) |
| L2160924-06A | Canister - 2.7 Liter | NA | NA | | | Y | Absent | | TO15-LL(30) |
| L2160924-07A | Canister - 1 Liter | NA | NA | | | Y | Absent | | CLEAN-FEE() |
| L2160924-08A | Canister - 1 Liter | NA | NA | | | Y | Absent | | CLEAN-FEE() |
| L2160924-09A | Canister - 1 Liter | NA | NA | | | Y | Absent | | CLEAN-FEE() |
| L2160924-10A | Canister - 6 Liter | NA | NA | | | Y | Absent | | CLEAN-FEE() |
| L2160924-11A | Canister - 6 Liter | NA | NA | | | Y | Absent | | CLEAN-FEE() |
| L2160924-12A | Canister - 6 Liter | NA | NA | | | Y | Absent | | CLEAN-FEE() |
| L2160924-13A | Canister - 6 Liter | NA | NA | | | Y | Absent | | CLEAN-FEE() |

*Values in parentheses indicate holding time in days

| | | | |
|---|---|---|---|
| **Project Name:** | 140 N MAIN ST | **Lab Number:** | L2160924 |
| **Project Number:** | 12166 | **Report Date:** | 11/15/21 |

## GLOSSARY

***Acronyms***

| | |
|---|---|
| DL | - Detection Limit: This value represents the level to which target analyte concentrations are reported as estimated values, when those target analyte concentrations are quantified below the limit of quantitation (LOQ). The DL includes any adjustments from dilutions, concentrations or moisture content, where applicable. (DoD report formats only.) |
| EDL | - Estimated Detection Limit: This value represents the level to which target analyte concentrations are reported as estimated values, when those target analyte concentrations are quantified below the reporting limit (RL). The EDL includes any adjustments from dilutions, concentrations or moisture content, where applicable. The use of EDLs is specific to the analysis of PAHs using Solid-Phase Microextraction (SPME). |
| EMPC | - Estimated Maximum Possible Concentration: The concentration that results from the signal present at the retention time of an analyte when the ions meet all of the identification criteria except the ion abundance ratio criteria. An EMPC is a worst-case estimate of the concentration. |
| EPA | - Environmental Protection Agency. |
| LCS | - Laboratory Control Sample: A sample matrix, free from the analytes of interest, spiked with verified known amounts of analytes or a material containing known and verified amounts of analytes. |
| LCSD | - Laboratory Control Sample Duplicate: Refer to LCS. |
| LFB | - Laboratory Fortified Blank: A sample matrix, free from the analytes of interest, spiked with verified known amounts of analytes or a material containing known and verified amounts of analytes. |
| LOD | - Limit of Detection: This value represents the level to which a target analyte can reliably be detected for a specific analyte in a specific matrix by a specific method. The LOD includes any adjustments from dilutions, concentrations or moisture content, where applicable. (DoD report formats only.) |
| LOQ | - Limit of Quantitation: The value at which an instrument can accurately measure an analyte at a specific concentration. The LOQ includes any adjustments from dilutions, concentrations or moisture content, where applicable. (DoD report formats only.)<br><br>Limit of Quantitation: The value at which an instrument can accurately measure an analyte at a specific concentration. The LOQ includes any adjustments from dilutions, concentrations or moisture content, where applicable. (DoD report formats only.) |
| MDL | - Method Detection Limit: This value represents the level to which target analyte concentrations are reported as estimated values, when those target analyte concentrations are quantified below the reporting limit (RL). The MDL includes any adjustments from dilutions, concentrations or moisture content, where applicable. |
| MS | - Matrix Spike Sample: A sample prepared by adding a known mass of target analyte to a specified amount of matrix sample for which an independent estimate of target analyte concentration is available. For Method 332.0, the spike recovery is calculated using the native concentration, including estimated values. |
| MSD | - Matrix Spike Sample Duplicate: Refer to MS. |
| NA | - Not Applicable. |
| NC | - Not Calculated: Term is utilized when one or more of the results utilized in the calculation are non-detect at the parameter's reporting unit. |
| NDPA/DPA | - N-Nitrosodiphenylamine/Diphenylamine. |
| NI | - Not Ignitable. |
| NP | - Non-Plastic: Term is utilized for the analysis of Atterberg Limits in soil. |
| NR | - No Results: Term is utilized when 'No Target Compounds Requested' is reported for the analysis of Volatile or Semivolatile Organic TIC only requests. |
| RL | - Reporting Limit: The value at which an instrument can accurately measure an analyte at a specific concentration. The RL includes any adjustments from dilutions, concentrations or moisture content, where applicable. |
| RPD | - Relative Percent Difference: The results from matrix and/or matrix spike duplicates are primarily designed to assess the precision of analytical results in a given matrix and are expressed as relative percent difference (RPD). Values which are less than five times the reporting limit for any individual parameter are evaluated by utilizing the absolute difference between the values; although the RPD value will be provided in the report. |
| SRM | - Standard Reference Material: A reference sample of a known or certified value that is of the same or similar matrix as the associated field samples. |
| STLP | - Semi-dynamic Tank Leaching Procedure per EPA Method 1315. |
| TEF | - Toxic Equivalency Factors: The values assigned to each dioxin and furan to evaluate their toxicity relative to 2,3,7,8-TCDD. |
| TEQ | - Toxic Equivalent: The measure of a sample's toxicity derived by multiplying each dioxin and furan by its corresponding TEF and then summing the resulting values. |
| TIC | - Tentatively Identified Compound: A compound that has been identified to be present and is not part of the target compound list (TCL) for the method and/or program. All TICs are qualitatively identified and reported as estimated concentrations. |

| | | | |
|---|---|---|---|
| **Project Name:** | 140 N MAIN ST | **Lab Number:** | L2160924 |
| **Project Number:** | 12166 | **Report Date:** | 11/15/21 |

### *Footnotes*

1 - The reference for this analyte should be considered modified since this analyte is absent from the target analyte list of the original method.

### *Terms*

Analytical Method: Both the document from which the method originates and the analytical reference method. (Example: EPA 8260B is shown as 1,8260B.) The codes for the reference method documents are provided in the References section of the Addendum.

Difference: With respect to Total Oxidizable Precursor (TOP) Assay analysis, the difference is defined as the Post-Treatment value minus the Pre-Treatment value.

Final pH: As it pertains to Sample Receipt & Container Information section of the report, Final pH reflects pH of container determined after adjustment at the laboratory, if applicable. If no adjustment required, value reflects Initial pH.

Frozen Date/Time: With respect to Volatile Organics in soil, Frozen Date/Time reflects the date/time at which associated Reagent Water-preserved vials were initially frozen. Note: If frozen date/time is beyond 48 hours from sample collection, value will be reflected in 'bold'.

Initial pH: As it pertains to Sample Receipt & Container Information section of the report, Initial pH reflects pH of container determined upon receipt, if applicable.

PAH Total: With respect to Alkylated PAH analyses, the 'PAHs, Total' result is defined as the summation of results for all or a subset of the following compounds: Naphthalene, C1-C4 Naphthalenes, 2-Methylnaphthalene, 1-Methylnaphthalene, Biphenyl, Acenaphthylene, Acenaphthene, Fluorene, C1-C3 Fluorenes, Phenanthrene, C1-C4 Phenanthrenes/Anthracenes, Anthracene, Fluoranthene, Pyrene, C1-C4 Fluoranthenes/Pyrenes, Benz(a)anthracene, Chrysene, C1-C4 Chrysenes, Benzo(b)fluoranthene, Benzo(j)+(k)fluoranthene, Benzo(e)pyrene, Benzo(a)pyrene, Perylene, Indeno(1,2,3-cd)pyrene, Dibenz(ah)+(ac)anthracene, Benzo(g,h,i)perylene. If a 'Total' result is requested, the results of its individual components will also be reported.

PFAS Total: With respect to PFAS analyses, the 'PFAS, Total (5)' result is defined as the summation of results for: PFHpA, PFHxS, PFOA, PFNA and PFOS. In addition, the 'PFAS, Total (6)' result is defined as the summation of results for: PFHpA, PFHxS, PFOA, PFNA, PFDA and PFOS. For MassDEP DW compliance analysis only, the 'PFAS, Total (6)' result is defined as the summation of results at or above the RL. Note: If a 'Total' result is requested, the results of its individual components will also be reported.

The target compound Chlordane (CAS No. 57-74-9) is reported for GC ECD analyses. Per EPA,this compound "refers to a mixture of chlordane isomers, other chlorinated hydrocarbons and numerous other components." (Reference: USEPA Toxicological Review of Chlordane, In Support of Summary Information on the Integrated Risk Information System (IRIS), December 1997.)

Total: With respect to Organic analyses, a 'Total' result is defined as the summation of results for individual isomers or Aroclors. If a 'Total' result is requested, the results of its individual components will also be reported. This is applicable to 'Total' results for methods 8260, 8081 and 8082.

### *Data Qualifiers*

**A** - Spectra identified as "Aldol Condensates" are byproducts of the extraction/concentration procedures when acetone is introduced in the process.

**B** - The analyte was detected above the reporting limit in the associated method blank. Flag only applies to associated field samples that have detectable concentrations of the analyte at less than ten times (10x) the concentration found in the blank. For MCP-related projects, flag only applies to associated field samples that have detectable concentrations of the analyte at less than ten times (10x) the concentration found in the blank. For DOD-related projects, flag only applies to associated field samples that have detectable concentrations of the analyte at less than ten times (10x) the concentration found in the blank AND the analyte was detected above one-half the reporting limit (or above the reporting limit for common lab contaminants) in the associated method blank. For NJ-Air-related projects, flag only applies to associated field samples that have detectable concentrations of the analyte above the reporting limit. For NJ-related projects (excluding Air), flag only applies to associated field samples that have detectable concentrations of the analyte, which was detected above the reporting limit in the associated method blank or above five times the reporting limit for common lab contaminants (Phthalates, Acetone, Methylene Chloride, 2-Butanone).

**C** - Co-elution: The target analyte co-elutes with a known lab standard (i.e. surrogate, internal standards, etc.) for co-extracted analyses.

**D** - Concentration of analyte was quantified from diluted analysis. Flag only applies to field samples that have detectable concentrations of the analyte.

**E** - Concentration of analyte exceeds the range of the calibration curve and/or linear range of the instrument.

**F** - The ratio of quantifier ion response to qualifier ion response falls outside of the laboratory criteria. Results are considered to be an estimated maximum concentration.

**G** - The concentration may be biased high due to matrix interferences (i.e, co-elution) with non-target compound(s). The result should be considered estimated.

**H** - The analysis of pH was performed beyond the regulatory-required holding time of 15 minutes from the time of sample collection.

**I** - The lower value for the two columns has been reported due to obvious interference.

**J** - Estimated value. This represents an estimated concentration for Tentatively Identified Compounds (TICs).

**M** - Reporting Limit (RL) exceeds the MCP CAM Reporting Limit for this analyte.

**ND** - Not detected at the reporting limit (RL) for the sample.

**NJ** - Presumptive evidence of compound. This represents an estimated concentration for Tentatively Identified Compounds (TICs), where

| | | | |
|---|---|---|---|
| **Project Name:** | 140 N MAIN ST | **Lab Number:** | L2160924 |
| **Project Number:** | 12166 | **Report Date:** | 11/15/21 |

***Data Qualifiers***

the identification is based on a mass spectral library search.

**P** - The RPD between the results for the two columns exceeds the method-specified criteria.

**Q** - The quality control sample exceeds the associated acceptance criteria. For DOD-related projects, LCS and/or Continuing Calibration Standard exceedences are also qualified on all associated sample results. Note: This flag is not applicable for matrix spike recoveries when the sample concentration is greater than 4x the spike added or for batch duplicate RPD when the sample concentrations are less than 5x the RL. (Metals only.)

**R** - Analytical results are from sample re-analysis.

**RE** - Analytical results are from sample re-extraction.

**S** - Analytical results are from modified screening analysis.

**V** - The surrogate associated with this target analyte has a recovery outside the QC acceptance limits. (Applicable to MassDEP DW Compliance samples only.)

**Z** - The batch matrix spike and/or duplicate associated with this target analyte has a recovery/RPD outside the QC acceptance limits. (Applicable to MassDEP DW Compliance samples only.)

| | | | |
|---|---|---|---|
| **Project Name:** | 140 N MAIN ST | **Lab Number:** | L2160924 |
| **Project Number:** | 12166 | **Report Date:** | 11/15/21 |

## REFERENCES

48 Compendium of Methods for the Determination of Toxic Organic Compounds in Ambient Air. Second Edition. EPA/625/R-96/010b, January 1999.

## LIMITATION OF LIABILITIES

Alpha Analytical performs services with reasonable care and diligence normal to the analytical testing laboratory industry. In the event of an error, the sole and exclusive responsibility of Alpha Analytical shall be to re-perform the work at it's own expense. In no event shall Alpha Analytical be held liable for any incidental, consequential or special damages, including but not limited to, damages in any way connected with the use of, interpretation of, information or analysis provided by Alpha Analytical.

We strongly urge our clients to comply with EPA protocol regarding sample volume, preservation, cooling, containers, sampling procedures, holding time and splitting of samples in the field.

# Certification Information

**The following analytes are not included in our Primary NELAP Scope of Accreditation:**

**Westborough Facility**
**EPA 624/624.1:** m/p-xylene, o-xylene, Naphthalene
**EPA 625/625.1:** alpha-Terpineol
**EPA 8260C/8260D:** NPW: 1,2,4,5-Tetramethylbenzene; 4-Ethyltoluene, Azobenzene; SCM: Iodomethane (methyl iodide), 1,2,4,5-Tetramethylbenzene; 4-Ethyltoluene.
**EPA 8270D/8270E:** NPW: Dimethylnaphthalene,1,4-Diphenylhydrazine, alpha-Terpineol; SCM: Dimethylnaphthalene,1,4-Diphenylhydrazine.
**SM4500**: NPW: Amenable Cyanide; SCM: Total Phosphorus, TKN, NO2, NO3.

**Mansfield Facility**
**SM 2540D:** TSS
**EPA 8082A:** NPW: PCB: 1, 5, 31, 87,101, 110, 141, 151, 153, 180, 183, 187.
**EPA TO-15:** Halothane, 2,4,4-Trimethyl-2-pentene, 2,4,4-Trimethyl-1-pentene, Thiophene, 2-Methylthiophene, 3-Methylthiophene, 2-Ethylthiophene, 1,2,3-Trimethylbenzene, Indan, Indene, 1,2,4,5-Tetramethylbenzene, Benzothiophene, 1-Methylnaphthalene.
**Biological Tissue Matrix:** EPA 3050B

**The following analytes are included in our Massachusetts DEP Scope of Accreditation**

**Westborough Facility:**

***Drinking Water***
**EPA 300.0**: Chloride, Nitrate-N, Fluoride, Sulfate; **EPA 353.2**: Nitrate-N, Nitrite-N; **SM4500NO3-F**: Nitrate-N, Nitrite-N; **SM4500F-C, SM4500CN-CE, EPA 180.1, SM2130B, SM4500Cl-D, SM2320B, SM2540C, SM4500H-B, SM4500NO2-B**
**EPA 332**: Perchlorate; **EPA 524.2:** THMs and VOCs; **EPA 504.1:** EDB, DBCP.
**Microbiology**: **SM9215B; SM9223-P/A, SM9223B-Colilert-QT,SM9222D**.

***Non-Potable Water***
**SM4500H,B, EPA 120.1, SM2510B, SM2540C, SM2320B, SM4500CL-E, SM4500F-BC, SM4500NH3-BH:** Ammonia-N and Kjeldahl-N, **EPA 350.1**: Ammonia-N, **LACHAT 10-107-06-1-B**: Ammonia-N, **EPA 351.1, SM4500NO3-F, EPA 353.2**: Nitrate-N, **SM4500P-E, SM4500P-B, E, SM4500SO4-E, SM5220D, EPA 410.4, SM5210B, SM5310C, SM4500CL-D, EPA 1664, EPA 420.1, SM4500-CN-CE, SM2540D, EPA 300: Chloride, Sulfate, Nitrate.**
**EPA 624.1**: Volatile Halocarbons & Aromatics,
**EPA 608.3**: Chlordane, Toxaphene, Aldrin, alpha-BHC, beta-BHC, gamma-BHC, delta-BHC, Dieldrin, DDD, DDE, DDT, Endosulfan I, Endosulfan II, Endosulfan sulfate, Endrin, Endrin Aldehyde, Heptachlor, Heptachlor Epoxide, PCBs
**EPA 625.1**: SVOC (Acid/Base/Neutral Extractables), **EPA 600/4-81-045**: PCB-Oil.
**Microbiology**: **SM9223B-Colilert-QT; Enterolert-QT, SM9221E, EPA 1600, EPA 1603, SM9222D.**

**Mansfield Facility:**

***Drinking Water***
**EPA 200.7:** Al, Ba, Cd, Cr, Cu, Fe, Mn, Ni, Na, Ag, Ca, Zn. **EPA 200.8:** Al, Sb, As, Ba, Be, Cd, Cr, Cu, Pb, Mn, Ni, Se, Ag, TL, Zn. **EPA 245.1** Hg.
**EPA 522, EPA 537.1.**

***Non-Potable Water***
**EPA 200.7:** Al, Sb, As, Be, Cd, Ca, Cr, Co, Cu, Fe, Pb, Mg, Mn, Mo, Ni, K, Se, Ag, Na, Sr, TL, Ti, V, Zn.
**EPA 200.8:** Al, Sb, As, Be, Cd, Cr, Cu, Fe, Pb, Mn, Ni, K, Se, Ag, Na, TL, Zn.
**EPA 245.1** Hg.
**SM2340B**

For a complete listing of analytes and methods, please contact your Alpha Project Manager.

Alpha Analytical
320 Forbes Blvd
Mansfield, MA 02048-1806
Tel: 508-822-9300
Fax: 508-822-3288

# AIR Chain-of-Custody - NJ

Date Rec'd in Lab 11/5/21 | ALPHA Job# L2160924

**Client Contact Information**
Company: SESI
Address: 12A MAPLE AVE
City/State/Zip PINE BROOK, NJ
Phone:
FAX:
Email: ~~patricia@~~ patricia.pedrino@sesi
Site Contact:
Site Contact Phone:

**Project Information**
Project Name: 140 N MAIN ST
Project No: 12160
Site/Location: PORT CHESTER, NY
Project Manager: PATRICIA PEDRINO

**Analysis Turn-Around Time**
Standard (Specify) SESI
Rush (Specify)

**NJ DEP Information**
Bureau: Division: Contract No:

**Report Information - Data Deliverables:**
☐ FAX:
☐ ADEx ☐ Criteria Checker:
☐ EMail (standard pdf report)

**Billing Information**
☐ Same as Client Info PO #:

1 of 1 COCs

| ALPHA LAB ID (Lab Use Only) | Sample Identification | Sample Date(s) | Time Start (24 hr clock) | Time Stop (24 hr clock) | Canister Pressure in Field (Hg) (Start) | Canister Pressure in Field (Hg) (Stop) | Interior Temp. (F) (Start) | Interior Temp. (F) (Stop) | Outgoing Canister Pressure (Hg) (Note1) | Incoming Canister Pressure (Hg) (Note 2) | Flow Reg. ID | Can ID | Can Size (L) | Flow Controller Readout (ml/min) (Note1) | Batch Cert ID (Note 1) | Analysis: TO-15 | EPA 3C | | | | Matrix: Indoor /Ambient Air | Soil Gas | | |
|---|---|---|---|---|---|---|---|---|---|---|---|---|---|---|---|---|---|---|---|---|---|---|---|---|
| L60924-01 | AA-1 | 11/4/21 | 9:30 | 17:24 | 30.55 | 9.20 | 45 | 50 | | | 0385 | 1783 | 6 | | | X | | | | | X | | | |
| 02 | IA-1 | 11/4/21 | 9:31 | 17:09 | 31.41 | 8.92 | 65 | 65 | | | 01615 | 2060 | 6 | | | X | | | | | X | | | |
| 03 | IA-2 | 11/4/21 | 9:32 | 17:25 | 31.03 | 9.62 | 72 | 72 | | | 01582 | 1856 | 6 | | | X | | | | | X | | | |
| 04 | SV-1 | 11/4/21 | 14:08 | 14:11 | 29.98 | 4.45 | 50 | 50 | | | 01315 | 652 | 1 | | | X | | | | | | X | | |
| 05 | SV-2 | 11/4/21 | 14:13 | 14:17 | 29.68 | 4.72 | 50 | 50 | | | 01312 | 734 | 1 | | | X | | | | | | X | | |
| 06 | SV-3 | 11/4/21 | 15:15 | 15:19 | 29.79 | 3.72 | 50 | 50 | | | 0607 | 797 | 1 | | | X | | | | | | X | | |

Custody Seals:
Outgoing Seal No: 2033 (refer to crate seal)
Incoming Seal No: (if applicable)

Temperature (Fahrenheit)

| | Ambient | Maximum | Minimum | |
|---|---|---|---|---|
| Start | 45 | | | |
| Stop | | | | |

Pressure (inches of Hg)

| | Ambient | Maximum | Minimum | |
|---|---|---|---|---|
| Start | 30.36 | | | |
| Stop | | | | |

Individual Preparing Canister/Containers and Laboratory Canister Certification
Name: Brandon Liel
Signature:

Footnotes:
(1) Refer to equipment tags for these readings.
(2) Readings provided in data deliverable package.

Special Instructions/QC Requirements & Comments:

| Canisters Shipped by: | Date/Time: | Canisters Received by: | Date/Time: |
|---|---|---|---|
| Samples Relinquished by: (AAL) | Date/Time: 11/04/21 18:40 | Received by: (AAL) | Date/Time: 11-4-21 1840 |
| Relinquished by: (AAL) | Date/Time: 11-4-21 1930 | Received by: AAL | Date/Time: 11/4/21 20:30 |
| AAL 11/5/21 | | AAL 11/5/21 0115 | |
| AAL 11/5/21 0455 | | 11/5/21 0455 | |

Please print clearly, legibly and completely. Samples can not be logged in and turnaround time clock will not start until all ambiguities are resolved. All samples submitted are subject to Alpha's Payment Terms. See reverse side.

Note: Combined External Chain of Custody and NJDEP Field Test Data Sheet

# ANALYTICAL REPORT

| | |
|---|---|
| Lab Number: | L2226073 |
| Client: | Soils Engineering Services, Inc.<br>12A Maple Avenue<br>Pine Brook, NJ 07058 |
| ATTN: | Monica Norton |
| Phone: | (973) 808-9050 |
| Project Name: | 128 N MAIN ST |
| Project Number: | 12166:6A |
| Report Date: | 05/31/22 |



Certifications & Approvals: MA (M-MA030), NH NELAP (2062), CT (PH-0141), DoD (L2474), FL (E87814), IL (200081), LA (85084), ME (MA00030), MD (350), NJ (MA015), NY (11627), NC (685), OH (CL106), PA (68-02089), RI (LAO00299), TX (T104704419), VT (VT-0015), VA (460194), WA (C954), US Army Corps of Engineers, USDA (Permit #P330-17-00150), USFWS (Permit #206964).

320 Forbes Boulevard, Mansfield, MA 02048-1806
508-822-9300 (Fax) 508-822-3288 800-624-9220 - www.alphalab.com

**Project Name:** 128 N MAIN ST
**Project Number:** 12166:6A

**Lab Number:** L2226073
**Report Date:** 05/31/22

| Alpha Sample ID | Client ID | Matrix | Sample Location | Collection Date/Time | Receive Date |
|---|---|---|---|---|---|
| L2226073-01 | SV-1 | SOIL_VAPOR | PORT CHESTER, NY | 05/17/22 13:25 | 05/17/22 |
| L2226073-02 | IA-1 | AIR | PORT CHESTER, NY | 05/17/22 12:55 | 05/17/22 |
| L2226073-03 | UNUSED_CAN3242 | AIR | PORT CHESTER, NY | | 05/17/22 |
| L2226073-04 | UNUSED_CAN384 | AIR | PORT CHESTER, NY | | 05/17/22 |
| L2226073-05 | UNUSED_CAN3883 | AIR | PORT CHESTER, NY | | 05/17/22 |

| | | | |
|---|---|---|---|
| **Project Name:** | 128 N MAIN ST | **Lab Number:** | L2226073 |
| **Project Number:** | 12166:6A | **Report Date:** | 05/31/22 |

## Case Narrative

The samples were received in accordance with the Chain of Custody and no significant deviations were encountered during the preparation or analysis unless otherwise noted. Sample Receipt, Container Information, and the Chain of Custody are located at the back of the report.

Results contained within this report relate only to the samples submitted under this Alpha Lab Number and meet NELAP requirements for all NELAP accredited parameters unless otherwise noted in the following narrative. The data presented in this report is organized by parameter (i.e. VOC, SVOC, etc.). Sample specific Quality Control data (i.e. Surrogate Spike Recovery) is reported at the end of the target analyte list for each individual sample, followed by the Laboratory Batch Quality Control at the end of each parameter. Tentatively Identified Compounds (TICs), if requested, are reported for compounds identified to be present and are not part of the method/program Target Compound List, even if only a subset of the TCL are being reported. If a sample was re-analyzed or re-extracted due to a required quality control corrective action and if both sets of data are reported, the Laboratory ID of the re-analysis or re-extraction is designated with an "R" or "RE", respectively.

When multiple Batch Quality Control elements are reported (e.g. more than one LCS), the associated samples for each element are noted in the grey shaded header line of each data table. Any Laboratory Batch, Sample Specific % recovery or RPD value that is outside the listed Acceptance Criteria is bolded in the report. In reference to questions H (CAM) or 4 (RCP) when "NO" is checked, the performance criteria for CAM and RCP methods allow for some quality control failures to occur and still be within method compliance. In these instances, the specific failure is not narrated but noted in the associated QC Outlier Summary Report, located directly after the Case Narrative. QC information is also incorporated in the Data Usability Assessment table (Format 11) of our Data Merger tool, where it can be reviewed in conjunction with the sample result, associated regulatory criteria and any associated data usability implications.

Soil/sediments, solids and tissues are reported on a dry weight basis unless otherwise noted. Definitions of all data qualifiers and acronyms used in this report are provided in the Glossary located at the back of the report.

HOLD POLICY - For samples submitted on hold, Alpha's policy is to hold samples (with the exception of Air canisters) free of charge for 21 calendar days from the date the project is completed. After 21 calendar days, we will dispose of all samples submitted including those put on hold unless you have contacted your Alpha Project Manager and made arrangements for Alpha to continue to hold the samples. Air canisters will be disposed after 3 business days from the date the project is completed.

Please contact Project Management at 800-624-9220 with any questions.

| | | | |
|---|---|---|---|
| **Project Name:** | 128 N MAIN ST | **Lab Number:** | L2226073 |
| **Project Number:** | 12166:6A | **Report Date:** | 05/31/22 |

**Case Narrative (continued)**

Volatile Organics in Air

Canisters were released from the laboratory on May 11 and 16, 2022. The canister certification results are provided as an addendum.

The WG1643962-3 LCS recoveries for cis-1,3-dichloropropene (139%), bromoform (131%), styrene (132%) and 1,2,4-trichlorobenzene (131%) are above the upper 130% acceptance limit. All samples associated with this LCS do not have reportable amounts of these analytes.

I, the undersigned, attest under the pains and penalties of perjury that, to the best of my knowledge and belief and based upon my personal inquiry of those responsible for providing the information contained in this analytical report, such information is accurate and complete. This certificate of analysis is not complete unless this page accompanies any and all pages of this report.

Authorized Signature: Christopher J. Anderson

Title: Technical Director/Representative

Date: 05/31/22

# AIR

**Project Name:** 128 N MAIN ST
**Project Number:** 12166:6A
**Lab Number:** L2226073
**Report Date:** 05/31/22

## SAMPLE RESULTS

Lab ID: L2226073-01
Client ID: SV-1
Sample Location: PORT CHESTER, NY

Date Collected: 05/17/22 13:25
Date Received: 05/17/22
Field Prep: Not Specified

Sample Depth:
Matrix: Soil_Vapor
Anaytical Method: 48,TO-15
Analytical Date: 05/28/22 07:21
Analyst: RY

| | ppbV | | | ug/m3 | | | | |
|---|---|---|---|---|---|---|---|---|
| Parameter | Results | RL | MDL | Results | RL | MDL | Qualifier | Dilution Factor |
| Volatile Organics in Air - Mansfield Lab | | | | | | | | |
| Dichlorodifluoromethane | 0.590 | 0.200 | -- | 2.92 | 0.989 | -- | | 1 |
| Chloromethane | ND | 0.200 | -- | ND | 0.413 | -- | | 1 |
| Freon-114 | ND | 0.200 | -- | ND | 1.40 | -- | | 1 |
| Vinyl chloride | ND | 0.200 | -- | ND | 0.511 | -- | | 1 |
| 1,3-Butadiene | 0.978 | 0.200 | -- | 2.16 | 0.442 | -- | | 1 |
| Bromomethane | ND | 0.200 | -- | ND | 0.777 | -- | | 1 |
| Chloroethane | ND | 0.200 | -- | ND | 0.528 | -- | | 1 |
| Ethanol | 8.96 | 5.00 | -- | 16.9 | 9.42 | -- | | 1 |
| Vinyl bromide | ND | 0.200 | -- | ND | 0.874 | -- | | 1 |
| Acetone | 7.48 | 1.00 | -- | 17.8 | 2.38 | -- | | 1 |
| Trichlorofluoromethane | 0.249 | 0.200 | -- | 1.40 | 1.12 | -- | | 1 |
| Isopropanol | 1.06 | 0.500 | -- | 2.61 | 1.23 | -- | | 1 |
| 1,1-Dichloroethene | ND | 0.200 | -- | ND | 0.793 | -- | | 1 |
| Tertiary butyl Alcohol | 0.665 | 0.500 | -- | 2.02 | 1.52 | -- | | 1 |
| Methylene chloride | ND | 0.500 | -- | ND | 1.74 | -- | | 1 |
| 3-Chloropropene | ND | 0.200 | -- | ND | 0.626 | -- | | 1 |
| Carbon disulfide | 0.490 | 0.200 | -- | 1.53 | 0.623 | -- | | 1 |
| Freon-113 | ND | 0.200 | -- | ND | 1.53 | -- | | 1 |
| trans-1,2-Dichloroethene | ND | 0.200 | -- | ND | 0.793 | -- | | 1 |
| 1,1-Dichloroethane | ND | 0.200 | -- | ND | 0.809 | -- | | 1 |
| Methyl tert butyl ether | ND | 0.200 | -- | ND | 0.721 | -- | | 1 |
| 2-Butanone | 1.08 | 0.500 | -- | 3.19 | 1.47 | -- | | 1 |
| cis-1,2-Dichloroethene | ND | 0.200 | -- | ND | 0.793 | -- | | 1 |

**Project Name:** 128 N MAIN ST
**Project Number:** 12166:6A

**Lab Number:** L2226073
**Report Date:** 05/31/22

## SAMPLE RESULTS

Lab ID: L2226073-01
Client ID: SV-1
Sample Location: PORT CHESTER, NY

Date Collected: 05/17/22 13:25
Date Received: 05/17/22
Field Prep: Not Specified

Sample Depth:

| Parameter | ppbV Results | ppbV RL | ppbV MDL | ug/m3 Results | ug/m3 RL | ug/m3 MDL | Qualifier | Dilution Factor |
|---|---|---|---|---|---|---|---|---|
| **Volatile Organics in Air - Mansfield Lab** | | | | | | | | |
| Ethyl Acetate | ND | 0.500 | -- | ND | 1.80 | -- | | 1 |
| Chloroform | 0.377 | 0.200 | -- | 1.84 | 0.977 | -- | | 1 |
| Tetrahydrofuran | ND | 0.500 | -- | ND | 1.47 | -- | | 1 |
| 1,2-Dichloroethane | ND | 0.200 | -- | ND | 0.809 | -- | | 1 |
| n-Hexane | 35.8 | 0.200 | -- | 126 | 0.705 | -- | | 1 |
| 1,1,1-Trichloroethane | ND | 0.200 | -- | ND | 1.09 | -- | | 1 |
| Benzene | 1.35 | 0.200 | -- | 4.31 | 0.639 | -- | | 1 |
| Carbon tetrachloride | ND | 0.200 | -- | ND | 1.26 | -- | | 1 |
| Cyclohexane | 14.7 | 0.200 | -- | 50.6 | 0.688 | -- | | 1 |
| 1,2-Dichloropropane | ND | 0.200 | -- | ND | 0.924 | -- | | 1 |
| Bromodichloromethane | ND | 0.200 | -- | ND | 1.34 | -- | | 1 |
| 1,4-Dioxane | ND | 0.200 | -- | ND | 0.721 | -- | | 1 |
| Trichloroethene | ND | 0.200 | -- | ND | 1.07 | -- | | 1 |
| 2,2,4-Trimethylpentane | ND | 0.200 | -- | ND | 0.934 | -- | | 1 |
| Heptane | 34.0 | 0.200 | -- | 139 | 0.820 | -- | | 1 |
| cis-1,3-Dichloropropene | ND | 0.200 | -- | ND | 0.908 | -- | | 1 |
| 4-Methyl-2-pentanone | ND | 0.500 | -- | ND | 2.05 | -- | | 1 |
| trans-1,3-Dichloropropene | ND | 0.200 | -- | ND | 0.908 | -- | | 1 |
| 1,1,2-Trichloroethane | ND | 0.200 | -- | ND | 1.09 | -- | | 1 |
| Toluene | 19.8 | 0.200 | -- | 74.6 | 0.754 | -- | | 1 |
| 2-Hexanone | ND | 0.200 | -- | ND | 0.820 | -- | | 1 |
| Dibromochloromethane | ND | 0.200 | -- | ND | 1.70 | -- | | 1 |
| 1,2-Dibromoethane | ND | 0.200 | -- | ND | 1.54 | -- | | 1 |
| Tetrachloroethene | 0.394 | 0.200 | -- | 2.67 | 1.36 | -- | | 1 |
| Chlorobenzene | ND | 0.200 | -- | ND | 0.921 | -- | | 1 |
| Ethylbenzene | 2.94 | 0.200 | -- | 12.8 | 0.869 | -- | | 1 |

**Project Name:** 128 N MAIN ST
**Project Number:** 12166:6A

**Lab Number:** L2226073
**Report Date:** 05/31/22

## SAMPLE RESULTS

Lab ID: L2226073-01
Client ID: SV-1
Sample Location: PORT CHESTER, NY

Date Collected: 05/17/22 13:25
Date Received: 05/17/22
Field Prep: Not Specified

Sample Depth:

| Parameter | ppbV Results | ppbV RL | ppbV MDL | ug/m3 Results | ug/m3 RL | ug/m3 MDL | Qualifier | Dilution Factor |
|---|---|---|---|---|---|---|---|---|
| Volatile Organics in Air - Mansfield Lab | | | | | | | | |
| p/m-Xylene | 10.3 | 0.400 | -- | 44.7 | 1.74 | -- | | 1 |
| Bromoform | ND | 0.200 | -- | ND | 2.07 | -- | | 1 |
| Styrene | ND | 0.200 | -- | ND | 0.852 | -- | | 1 |
| 1,1,2,2-Tetrachloroethane | ND | 0.200 | -- | ND | 1.37 | -- | | 1 |
| o-Xylene | 4.42 | 0.200 | -- | 19.2 | 0.869 | -- | | 1 |
| 4-Ethyltoluene | 0.788 | 0.200 | -- | 3.87 | 0.983 | -- | | 1 |
| 1,3,5-Trimethylbenzene | 0.908 | 0.200 | -- | 4.46 | 0.983 | -- | | 1 |
| 1,2,4-Trimethylbenzene | 3.19 | 0.200 | -- | 15.7 | 0.983 | -- | | 1 |
| Benzyl chloride | ND | 0.200 | -- | ND | 1.04 | -- | | 1 |
| 1,3-Dichlorobenzene | ND | 0.200 | -- | ND | 1.20 | -- | | 1 |
| 1,4-Dichlorobenzene | ND | 0.200 | -- | ND | 1.20 | -- | | 1 |
| 1,2-Dichlorobenzene | ND | 0.200 | -- | ND | 1.20 | -- | | 1 |
| 1,2,4-Trichlorobenzene | ND | 0.200 | -- | ND | 1.48 | -- | | 1 |
| Hexachlorobutadiene | ND | 0.200 | -- | ND | 2.13 | -- | | 1 |

| Internal Standard | % Recovery | Qualifier | Acceptance Criteria |
|---|---|---|---|
| 1,4-Difluorobenzene | 95 | | 60-140 |
| Bromochloromethane | 92 | | 60-140 |
| chlorobenzene-d5 | 98 | | 60-140 |

**Project Name:** 128 N MAIN ST
**Project Number:** 12166:6A
**Lab Number:** L2226073
**Report Date:** 05/31/22

## SAMPLE RESULTS

Lab ID: L2226073-02
Client ID: IA-1
Sample Location: PORT CHESTER, NY

Date Collected: 05/17/22 12:55
Date Received: 05/17/22
Field Prep: Not Specified

Sample Depth:
Matrix: Air
Anaytical Method: 48,TO-15
Analytical Date: 05/28/22 06:42
Analyst: RY

| | ppbV | | | ug/m3 | | | | |
|---|---|---|---|---|---|---|---|---|
| Parameter | Results | RL | MDL | Results | RL | MDL | Qualifier | Dilution Factor |
| Volatile Organics in Air - Mansfield Lab | | | | | | | | |
| Dichlorodifluoromethane | 0.556 | 0.200 | -- | 2.75 | 0.989 | -- | | 1 |
| Chloromethane | 0.630 | 0.200 | -- | 1.30 | 0.413 | -- | | 1 |
| Freon-114 | ND | 0.200 | -- | ND | 1.40 | -- | | 1 |
| Vinyl chloride | ND | 0.200 | -- | ND | 0.511 | -- | | 1 |
| 1,3-Butadiene | ND | 0.200 | -- | ND | 0.442 | -- | | 1 |
| Bromomethane | ND | 0.200 | -- | ND | 0.777 | -- | | 1 |
| Chloroethane | ND | 0.200 | -- | ND | 0.528 | -- | | 1 |
| Ethanol | 19.9 | 5.00 | -- | 37.5 | 9.42 | -- | | 1 |
| Vinyl bromide | ND | 0.200 | -- | ND | 0.874 | -- | | 1 |
| Acetone | 3.63 | 1.00 | -- | 8.62 | 2.38 | -- | | 1 |
| Trichlorofluoromethane | 0.242 | 0.200 | -- | 1.36 | 1.12 | -- | | 1 |
| Isopropanol | 1.30 | 0.500 | -- | 3.20 | 1.23 | -- | | 1 |
| 1,1-Dichloroethene | ND | 0.200 | -- | ND | 0.793 | -- | | 1 |
| Tertiary butyl Alcohol | ND | 0.500 | -- | ND | 1.52 | -- | | 1 |
| Methylene chloride | ND | 0.500 | -- | ND | 1.74 | -- | | 1 |
| 3-Chloropropene | ND | 0.200 | -- | ND | 0.626 | -- | | 1 |
| Carbon disulfide | ND | 0.200 | -- | ND | 0.623 | -- | | 1 |
| Freon-113 | ND | 0.200 | -- | ND | 1.53 | -- | | 1 |
| trans-1,2-Dichloroethene | ND | 0.200 | -- | ND | 0.793 | -- | | 1 |
| 1,1-Dichloroethane | ND | 0.200 | -- | ND | 0.809 | -- | | 1 |
| Methyl tert butyl ether | ND | 0.200 | -- | ND | 0.721 | -- | | 1 |
| 2-Butanone | ND | 0.500 | -- | ND | 1.47 | -- | | 1 |
| cis-1,2-Dichloroethene | ND | 0.200 | -- | ND | 0.793 | -- | | 1 |

**Project Name:** 128 N MAIN ST
**Project Number:** 12166:6A
**Lab Number:** L2226073
**Report Date:** 05/31/22

## SAMPLE RESULTS

Lab ID: L2226073-02
Client ID: IA-1
Sample Location: PORT CHESTER, NY

Date Collected: 05/17/22 12:55
Date Received: 05/17/22
Field Prep: Not Specified

Sample Depth:

| Parameter | ppbV Results | ppbV RL | ppbV MDL | ug/m3 Results | ug/m3 RL | ug/m3 MDL | Qualifier | Dilution Factor |
|---|---|---|---|---|---|---|---|---|
| Volatile Organics in Air - Mansfield Lab | | | | | | | | |
| Ethyl Acetate | ND | 0.500 | -- | ND | 1.80 | -- | | 1 |
| Chloroform | ND | 0.200 | -- | ND | 0.977 | -- | | 1 |
| Tetrahydrofuran | ND | 0.500 | -- | ND | 1.47 | -- | | 1 |
| 1,2-Dichloroethane | ND | 0.200 | -- | ND | 0.809 | -- | | 1 |
| n-Hexane | 0.467 | 0.200 | -- | 1.65 | 0.705 | -- | | 1 |
| 1,1,1-Trichloroethane | ND | 0.200 | -- | ND | 1.09 | -- | | 1 |
| Benzene | 0.224 | 0.200 | -- | 0.716 | 0.639 | -- | | 1 |
| Carbon tetrachloride | ND | 0.200 | -- | ND | 1.26 | -- | | 1 |
| Cyclohexane | ND | 0.200 | -- | ND | 0.688 | -- | | 1 |
| 1,2-Dichloropropane | ND | 0.200 | -- | ND | 0.924 | -- | | 1 |
| Bromodichloromethane | ND | 0.200 | -- | ND | 1.34 | -- | | 1 |
| 1,4-Dioxane | ND | 0.200 | -- | ND | 0.721 | -- | | 1 |
| Trichloroethene | ND | 0.200 | -- | ND | 1.07 | -- | | 1 |
| 2,2,4-Trimethylpentane | 0.204 | 0.200 | -- | 0.953 | 0.934 | -- | | 1 |
| Heptane | ND | 0.200 | -- | ND | 0.820 | -- | | 1 |
| cis-1,3-Dichloropropene | ND | 0.200 | -- | ND | 0.908 | -- | | 1 |
| 4-Methyl-2-pentanone | ND | 0.500 | -- | ND | 2.05 | -- | | 1 |
| trans-1,3-Dichloropropene | ND | 0.200 | -- | ND | 0.908 | -- | | 1 |
| 1,1,2-Trichloroethane | ND | 0.200 | -- | ND | 1.09 | -- | | 1 |
| Toluene | 0.603 | 0.200 | -- | 2.27 | 0.754 | -- | | 1 |
| 2-Hexanone | ND | 0.200 | -- | ND | 0.820 | -- | | 1 |
| Dibromochloromethane | ND | 0.200 | -- | ND | 1.70 | -- | | 1 |
| 1,2-Dibromoethane | ND | 0.200 | -- | ND | 1.54 | -- | | 1 |
| Tetrachloroethene | ND | 0.200 | -- | ND | 1.36 | -- | | 1 |
| Chlorobenzene | ND | 0.200 | -- | ND | 0.921 | -- | | 1 |
| Ethylbenzene | ND | 0.200 | -- | ND | 0.869 | -- | | 1 |

**Project Name:** 128 N MAIN ST
**Project Number:** 12166:6A

**Lab Number:** L2226073
**Report Date:** 05/31/22

## SAMPLE RESULTS

Lab ID: L2226073-02
Client ID: IA-1
Sample Location: PORT CHESTER, NY

Date Collected: 05/17/22 12:55
Date Received: 05/17/22
Field Prep: Not Specified

Sample Depth:

| Parameter | ppbV Results | ppbV RL | ppbV MDL | ug/m3 Results | ug/m3 RL | ug/m3 MDL | Qualifier | Dilution Factor |
|---|---|---|---|---|---|---|---|---|
| Volatile Organics in Air - Mansfield Lab | | | | | | | | |
| p/m-Xylene | 0.453 | 0.400 | -- | 1.97 | 1.74 | -- | | 1 |
| Bromoform | ND | 0.200 | -- | ND | 2.07 | -- | | 1 |
| Styrene | ND | 0.200 | -- | ND | 0.852 | -- | | 1 |
| 1,1,2,2-Tetrachloroethane | ND | 0.200 | -- | ND | 1.37 | -- | | 1 |
| o-Xylene | ND | 0.200 | -- | ND | 0.869 | -- | | 1 |
| 4-Ethyltoluene | ND | 0.200 | -- | ND | 0.983 | -- | | 1 |
| 1,3,5-Trimethylbenzene | ND | 0.200 | -- | ND | 0.983 | -- | | 1 |
| 1,2,4-Trimethylbenzene | ND | 0.200 | -- | ND | 0.983 | -- | | 1 |
| Benzyl chloride | ND | 0.200 | -- | ND | 1.04 | -- | | 1 |
| 1,3-Dichlorobenzene | ND | 0.200 | -- | ND | 1.20 | -- | | 1 |
| 1,4-Dichlorobenzene | ND | 0.200 | -- | ND | 1.20 | -- | | 1 |
| 1,2-Dichlorobenzene | ND | 0.200 | -- | ND | 1.20 | -- | | 1 |
| 1,2,4-Trichlorobenzene | ND | 0.200 | -- | ND | 1.48 | -- | | 1 |
| Hexachlorobutadiene | ND | 0.200 | -- | ND | 2.13 | -- | | 1 |

| Internal Standard | % Recovery | Qualifier | Acceptance Criteria |
|---|---|---|---|
| 1,4-Difluorobenzene | 91 | | 60-140 |
| Bromochloromethane | 91 | | 60-140 |
| chlorobenzene-d5 | 87 | | 60-140 |

**Project Name:** 128 N MAIN ST
**Project Number:** 12166:6A
**Lab Number:** L2226073
**Report Date:** 05/31/22

# Method Blank Analysis
## Batch Quality Control

Analytical Method: 48,TO-15
Analytical Date: 05/27/22 18:54

| Parameter | ppbV Results | ppbV RL | ppbV MDL | ug/m3 Results | ug/m3 RL | ug/m3 MDL | Qualifier | Dilution Factor |
|---|---|---|---|---|---|---|---|---|
| Volatile Organics in Air - Mansfield Lab for sample(s): 01-02 Batch: WG1643962-4 | | | | | | | | |
| Dichlorodifluoromethane | ND | 0.200 | -- | ND | 0.989 | -- | | 1 |
| Chloromethane | ND | 0.200 | -- | ND | 0.413 | -- | | 1 |
| Freon-114 | ND | 0.200 | -- | ND | 1.40 | -- | | 1 |
| Vinyl chloride | ND | 0.200 | -- | ND | 0.511 | -- | | 1 |
| 1,3-Butadiene | ND | 0.200 | -- | ND | 0.442 | -- | | 1 |
| Bromomethane | ND | 0.200 | -- | ND | 0.777 | -- | | 1 |
| Chloroethane | ND | 0.200 | -- | ND | 0.528 | -- | | 1 |
| Ethanol | ND | 5.00 | -- | ND | 9.42 | -- | | 1 |
| Vinyl bromide | ND | 0.200 | -- | ND | 0.874 | -- | | 1 |
| Acetone | ND | 1.00 | -- | ND | 2.38 | -- | | 1 |
| Trichlorofluoromethane | ND | 0.200 | -- | ND | 1.12 | -- | | 1 |
| Isopropanol | ND | 0.500 | -- | ND | 1.23 | -- | | 1 |
| 1,1-Dichloroethene | ND | 0.200 | -- | ND | 0.793 | -- | | 1 |
| Tertiary butyl Alcohol | ND | 0.500 | -- | ND | 1.52 | -- | | 1 |
| Methylene chloride | ND | 0.500 | -- | ND | 1.74 | -- | | 1 |
| 3-Chloropropene | ND | 0.200 | -- | ND | 0.626 | -- | | 1 |
| Carbon disulfide | ND | 0.200 | -- | ND | 0.623 | -- | | 1 |
| Freon-113 | ND | 0.200 | -- | ND | 1.53 | -- | | 1 |
| trans-1,2-Dichloroethene | ND | 0.200 | -- | ND | 0.793 | -- | | 1 |
| 1,1-Dichloroethane | ND | 0.200 | -- | ND | 0.809 | -- | | 1 |
| Methyl tert butyl ether | ND | 0.200 | -- | ND | 0.721 | -- | | 1 |
| 2-Butanone | ND | 0.500 | -- | ND | 1.47 | -- | | 1 |
| cis-1,2-Dichloroethene | ND | 0.200 | -- | ND | 0.793 | -- | | 1 |
| Ethyl Acetate | ND | 0.500 | -- | ND | 1.80 | -- | | 1 |
| Chloroform | ND | 0.200 | -- | ND | 0.977 | -- | | 1 |

**Project Name:** 128 N MAIN ST
**Project Number:** 12166:6A
**Lab Number:** L2226073
**Report Date:** 05/31/22

# Method Blank Analysis
## Batch Quality Control

Analytical Method: 48,TO-15
Analytical Date: 05/27/22 18:54

| Parameter | ppbV Results | ppbV RL | ppbV MDL | ug/m3 Results | ug/m3 RL | ug/m3 MDL | Qualifier | Dilution Factor |
|---|---|---|---|---|---|---|---|---|
| Volatile Organics in Air - Mansfield Lab for sample(s): 01-02 Batch: WG1643962-4 | | | | | | | | |
| Tetrahydrofuran | ND | 0.500 | -- | ND | 1.47 | -- | | 1 |
| 1,2-Dichloroethane | ND | 0.200 | -- | ND | 0.809 | -- | | 1 |
| n-Hexane | ND | 0.200 | -- | ND | 0.705 | -- | | 1 |
| 1,1,1-Trichloroethane | ND | 0.200 | -- | ND | 1.09 | -- | | 1 |
| Benzene | ND | 0.200 | -- | ND | 0.639 | -- | | 1 |
| Carbon tetrachloride | ND | 0.200 | -- | ND | 1.26 | -- | | 1 |
| Cyclohexane | ND | 0.200 | -- | ND | 0.688 | -- | | 1 |
| 1,2-Dichloropropane | ND | 0.200 | -- | ND | 0.924 | -- | | 1 |
| Bromodichloromethane | ND | 0.200 | -- | ND | 1.34 | -- | | 1 |
| 1,4-Dioxane | ND | 0.200 | -- | ND | 0.721 | -- | | 1 |
| Trichloroethene | ND | 0.200 | -- | ND | 1.07 | -- | | 1 |
| 2,2,4-Trimethylpentane | ND | 0.200 | -- | ND | 0.934 | -- | | 1 |
| Heptane | ND | 0.200 | -- | ND | 0.820 | -- | | 1 |
| cis-1,3-Dichloropropene | ND | 0.200 | -- | ND | 0.908 | -- | | 1 |
| 4-Methyl-2-pentanone | ND | 0.500 | -- | ND | 2.05 | -- | | 1 |
| trans-1,3-Dichloropropene | ND | 0.200 | -- | ND | 0.908 | -- | | 1 |
| 1,1,2-Trichloroethane | ND | 0.200 | -- | ND | 1.09 | -- | | 1 |
| Toluene | ND | 0.200 | -- | ND | 0.754 | -- | | 1 |
| 2-Hexanone | ND | 0.200 | -- | ND | 0.820 | -- | | 1 |
| Dibromochloromethane | ND | 0.200 | -- | ND | 1.70 | -- | | 1 |
| 1,2-Dibromoethane | ND | 0.200 | -- | ND | 1.54 | -- | | 1 |
| Tetrachloroethene | ND | 0.200 | -- | ND | 1.36 | -- | | 1 |
| Chlorobenzene | ND | 0.200 | -- | ND | 0.921 | -- | | 1 |
| Ethylbenzene | ND | 0.200 | -- | ND | 0.869 | -- | | 1 |
| p/m-Xylene | ND | 0.400 | -- | ND | 1.74 | -- | | 1 |

**Project Name:** 128 N MAIN ST
**Project Number:** 12166:6A
**Lab Number:** L2226073
**Report Date:** 05/31/22

# Method Blank Analysis
## Batch Quality Control

Analytical Method: 48,TO-15
Analytical Date: 05/27/22 18:54

| Parameter | ppbV Results | ppbV RL | ppbV MDL | ug/m3 Results | ug/m3 RL | ug/m3 MDL | Qualifier | Dilution Factor |
|---|---|---|---|---|---|---|---|---|
| Volatile Organics in Air - Mansfield Lab for sample(s): 01-02 Batch: WG1643962-4 | | | | | | | | |
| Bromoform | ND | 0.200 | -- | ND | 2.07 | -- | | 1 |
| Styrene | ND | 0.200 | -- | ND | 0.852 | -- | | 1 |
| 1,1,2,2-Tetrachloroethane | ND | 0.200 | -- | ND | 1.37 | -- | | 1 |
| o-Xylene | ND | 0.200 | -- | ND | 0.869 | -- | | 1 |
| 4-Ethyltoluene | ND | 0.200 | -- | ND | 0.983 | -- | | 1 |
| 1,3,5-Trimethylbenzene | ND | 0.200 | -- | ND | 0.983 | -- | | 1 |
| 1,2,4-Trimethylbenzene | ND | 0.200 | -- | ND | 0.983 | -- | | 1 |
| Benzyl chloride | ND | 0.200 | -- | ND | 1.04 | -- | | 1 |
| 1,3-Dichlorobenzene | ND | 0.200 | -- | ND | 1.20 | -- | | 1 |
| 1,4-Dichlorobenzene | ND | 0.200 | -- | ND | 1.20 | -- | | 1 |
| 1,2-Dichlorobenzene | ND | 0.200 | -- | ND | 1.20 | -- | | 1 |
| 1,2,4-Trichlorobenzene | ND | 0.200 | -- | ND | 1.48 | -- | | 1 |
| Hexachlorobutadiene | ND | 0.200 | -- | ND | 2.13 | -- | | 1 |

# Lab Control Sample Analysis
## Batch Quality Control

**Project Name:** 128 N MAIN ST
**Project Number:** 12166:6A

**Lab Number:** L2226073
**Report Date:** 05/31/22

| Parameter | LCS %Recovery | Qual | LCSD %Recovery | Qual | %Recovery Limits | RPD | Qual | RPD Limits |
|---|---|---|---|---|---|---|---|---|
| Volatile Organics in Air - Mansfield Lab Associated sample(s): 01-02 Batch: WG1643962-3 | | | | | | | | |
| Dichlorodifluoromethane | 114 | | - | | 70-130 | - | | |
| Chloromethane | 103 | | - | | 70-130 | - | | |
| Freon-114 | 123 | | - | | 70-130 | - | | |
| Vinyl chloride | 116 | | - | | 70-130 | - | | |
| 1,3-Butadiene | 127 | | - | | 70-130 | - | | |
| Bromomethane | 109 | | - | | 70-130 | - | | |
| Chloroethane | 106 | | - | | 70-130 | - | | |
| Ethanol | 116 | | - | | 40-160 | - | | |
| Vinyl bromide | 96 | | - | | 70-130 | - | | |
| Acetone | 96 | | - | | 40-160 | - | | |
| Trichlorofluoromethane | 105 | | - | | 70-130 | - | | |
| Isopropanol | 87 | | - | | 40-160 | - | | |
| 1,1-Dichloroethene | 98 | | - | | 70-130 | - | | |
| Tertiary butyl Alcohol | 97 | | - | | 70-130 | - | | |
| Methylene chloride | 83 | | - | | 70-130 | - | | |
| 3-Chloropropene | 86 | | - | | 70-130 | - | | |
| Carbon disulfide | 100 | | - | | 70-130 | - | | |
| Freon-113 | 107 | | - | | 70-130 | - | | |
| trans-1,2-Dichloroethene | 88 | | - | | 70-130 | - | | |
| 1,1-Dichloroethane | 92 | | - | | 70-130 | - | | |
| Methyl tert butyl ether | 98 | | - | | 70-130 | - | | |
| 2-Butanone | 88 | | - | | 70-130 | - | | |
| cis-1,2-Dichloroethene | 95 | | - | | 70-130 | - | | |

# Lab Control Sample Analysis
## Batch Quality Control

**Project Name:** 128 N MAIN ST
**Project Number:** 12166:6A

**Lab Number:** L2226073
**Report Date:** 05/31/22

| Parameter | LCS %Recovery | Qual | LCSD %Recovery | Qual | %Recovery Limits | RPD | Qual | RPD Limits |
|---|---|---|---|---|---|---|---|---|
| Volatile Organics in Air - Mansfield Lab Associated sample(s): 01-02 Batch: WG1643962-3 | | | | | | | | |
| Ethyl Acetate | 94 | | - | | 70-130 | - | | |
| Chloroform | 102 | | - | | 70-130 | - | | |
| Tetrahydrofuran | 86 | | - | | 70-130 | - | | |
| 1,2-Dichloroethane | 88 | | - | | 70-130 | - | | |
| n-Hexane | 111 | | - | | 70-130 | - | | |
| 1,1,1-Trichloroethane | 117 | | - | | 70-130 | - | | |
| Benzene | 124 | | - | | 70-130 | - | | |
| Carbon tetrachloride | 124 | | - | | 70-130 | - | | |
| Cyclohexane | 118 | | - | | 70-130 | - | | |
| 1,2-Dichloropropane | 114 | | - | | 70-130 | - | | |
| Bromodichloromethane | 120 | | - | | 70-130 | - | | |
| 1,4-Dioxane | 121 | | - | | 70-130 | - | | |
| Trichloroethene | 125 | | - | | 70-130 | - | | |
| 2,2,4-Trimethylpentane | 116 | | - | | 70-130 | - | | |
| Heptane | 110 | | - | | 70-130 | - | | |
| cis-1,3-Dichloropropene | **139** | Q | - | | 70-130 | - | | |
| 4-Methyl-2-pentanone | 112 | | - | | 70-130 | - | | |
| trans-1,3-Dichloropropene | 118 | | - | | 70-130 | - | | |
| 1,1,2-Trichloroethane | 128 | | - | | 70-130 | - | | |
| Toluene | 116 | | - | | 70-130 | - | | |
| 2-Hexanone | 112 | | - | | 70-130 | - | | |
| Dibromochloromethane | 130 | | - | | 70-130 | - | | |
| 1,2-Dibromoethane | 130 | | - | | 70-130 | - | | |

# Lab Control Sample Analysis
## Batch Quality Control

**Project Name:** 128 N MAIN ST
**Project Number:** 12166:6A

**Lab Number:** L2226073
**Report Date:** 05/31/22

| Parameter | LCS %Recovery | Qual | LCSD %Recovery | Qual | %Recovery Limits | RPD | Qual | RPD Limits |
|---|---|---|---|---|---|---|---|---|
| Volatile Organics in Air - Mansfield Lab Associated sample(s): 01-02 Batch: WG1643962-3 | | | | | | | | |
| Tetrachloroethene | 124 | | - | | 70-130 | - | | |
| Chlorobenzene | 124 | | - | | 70-130 | - | | |
| Ethylbenzene | 122 | | - | | 70-130 | - | | |
| p/m-Xylene | 122 | | - | | 70-130 | - | | |
| Bromoform | **131** | Q | - | | 70-130 | - | | |
| Styrene | **132** | Q | - | | 70-130 | - | | |
| 1,1,2,2-Tetrachloroethane | 125 | | - | | 70-130 | - | | |
| o-Xylene | 125 | | - | | 70-130 | - | | |
| 4-Ethyltoluene | 118 | | - | | 70-130 | - | | |
| 1,3,5-Trimethylbenzene | 126 | | - | | 70-130 | - | | |
| 1,2,4-Trimethylbenzene | 129 | | - | | 70-130 | - | | |
| Benzyl chloride | 120 | | - | | 70-130 | - | | |
| 1,3-Dichlorobenzene | 124 | | - | | 70-130 | - | | |
| 1,4-Dichlorobenzene | 125 | | - | | 70-130 | - | | |
| 1,2-Dichlorobenzene | 125 | | - | | 70-130 | - | | |
| 1,2,4-Trichlorobenzene | **131** | Q | - | | 70-130 | - | | |
| Hexachlorobutadiene | 123 | | - | | 70-130 | - | | |

**Project Name:** 128 N MAIN ST

**Project Number:** 12166:6A

**Lab Number:** L2226073

**Report Date:** 05/31/22

## Canister and Flow Controller Information

| Samplenum | Client ID | Media ID | Media Type | Date Prepared | Bottle Order | Cleaning Batch ID | Can Leak Check | Initial Pressure (in. Hg) | Pressure on Receipt (in. Hg) | Flow Controler Leak Chk | Flow Out mL/min | Flow In mL/min | % RPD |
|---|---|---|---|---|---|---|---|---|---|---|---|---|---|
| L2226073-01 | SV-1 | 02178 | Flow 3 | 05/11/22 | 387926 | | - | - | - | Pass | 18.0 | 15.0 | 18 |
| L2226073-01 | SV-1 | 557 | 2.7L Can | 05/11/22 | 387926 | L2222895-01 | Pass | -29.3 | -4.3 | - | - | - | - |
| L2226073-02 | IA-1 | 02123 | FLOW 2 | 05/11/22 | 387926 | | - | - | - | Pass | 18.0 | 17.0 | 6 |
| L2226073-02 | IA-1 | 3489 | 2.7L Can | 05/11/22 | 387926 | L2222895-01 | Pass | -29.3 | -4.6 | - | - | - | - |
| L2226073-03 | UNUSED_CAN3242 | 01829 | Flow 3 | 05/16/22 | 388016 | | - | - | - | Pass | 18.0 | 16.0 | 12 |
| L2226073-03 | UNUSED_CAN3242 | 3242 | 2.7L Can | 05/16/22 | 388016 | L2224407-02 | Pass | -29.5 | -29.5 | - | - | - | - |
| L2226073-04 | UNUSED_CAN384 | 01948 | Flow 3 | 05/16/22 | 388016 | | - | - | - | Pass | 18.0 | 15.0 | 18 |
| L2226073-04 | UNUSED_CAN384 | 384 | 2.7L Can | 05/16/22 | 388016 | L2224407-02 | Pass | -29.5 | -29.5 | - | - | - | - |
| L2226073-05 | UNUSED_CAN3883 | 01480 | Flow 3 | 05/16/22 | 388016 | | - | - | - | Pass | 18.0 | 16.0 | 12 |
| L2226073-05 | UNUSED_CAN3883 | 3883 | 2.7L Can | 05/16/22 | 388016 | L2224407-02 | Pass | -29.4 | -29.5 | - | - | - | - |

**Project Name:** BATCH CANISTER CERTIFICATION
**Project Number:** CANISTER QC BAT

**Lab Number:** L2222895
**Report Date:** 05/31/22

# Air Canister Certification Results

Lab ID: L2222895-01
Client ID: CAN 122 SHELF 2
Sample Location:

Date Collected: 05/02/22 19:00
Date Received: 05/03/22
Field Prep: Not Specified

Sample Depth:
Matrix: Air
Anaytical Method: 48,TO-15
Analytical Date: 05/03/22 19:25
Analyst: TS

| | ppbV | | | ug/m3 | | | | |
|---|---|---|---|---|---|---|---|---|
| **Parameter** | **Results** | **RL** | **MDL** | **Results** | **RL** | **MDL** | **Qualifier** | **Dilution Factor** |
| Volatile Organics in Air - Mansfield Lab | | | | | | | | |
| Chlorodifluoromethane | ND | 0.200 | -- | ND | 0.707 | -- | | 1 |
| Propylene | ND | 0.500 | -- | ND | 0.861 | -- | | 1 |
| Propane | ND | 0.500 | -- | ND | 0.902 | -- | | 1 |
| Dichlorodifluoromethane | ND | 0.200 | -- | ND | 0.989 | -- | | 1 |
| Chloromethane | ND | 0.200 | -- | ND | 0.413 | -- | | 1 |
| Freon-114 | ND | 0.200 | -- | ND | 1.40 | -- | | 1 |
| Methanol | ND | 5.00 | -- | ND | 6.55 | -- | | 1 |
| Vinyl chloride | ND | 0.200 | -- | ND | 0.511 | -- | | 1 |
| 1,3-Butadiene | ND | 0.200 | -- | ND | 0.442 | -- | | 1 |
| Butane | ND | 0.200 | -- | ND | 0.475 | -- | | 1 |
| Bromomethane | ND | 0.200 | -- | ND | 0.777 | -- | | 1 |
| Chloroethane | ND | 0.200 | -- | ND | 0.528 | -- | | 1 |
| Ethanol | ND | 5.00 | -- | ND | 9.42 | -- | | 1 |
| Dichlorofluoromethane | ND | 0.200 | -- | ND | 0.842 | -- | | 1 |
| Vinyl bromide | ND | 0.200 | -- | ND | 0.874 | -- | | 1 |
| Acrolein | ND | 0.500 | -- | ND | 1.15 | -- | | 1 |
| Acetone | ND | 1.00 | -- | ND | 2.38 | -- | | 1 |
| Acetonitrile | ND | 0.200 | -- | ND | 0.336 | -- | | 1 |
| Trichlorofluoromethane | ND | 0.200 | -- | ND | 1.12 | -- | | 1 |
| Isopropanol | ND | 0.500 | -- | ND | 1.23 | -- | | 1 |
| Acrylonitrile | ND | 0.500 | -- | ND | 1.09 | -- | | 1 |
| Pentane | ND | 0.200 | -- | ND | 0.590 | -- | | 1 |
| Ethyl ether | ND | 0.200 | -- | ND | 0.606 | -- | | 1 |
| 1,1-Dichloroethene | ND | 0.200 | -- | ND | 0.793 | -- | | 1 |

**Project Name:** BATCH CANISTER CERTIFICATION
**Project Number:** CANISTER QC BAT

**Lab Number:** L2222895
**Report Date:** 05/31/22

# Air Canister Certification Results

Lab ID: L2222895-01
Client ID: CAN 122 SHELF 2
Sample Location:

Date Collected: 05/02/22 19:00
Date Received: 05/03/22
Field Prep: Not Specified

Sample Depth:

| Parameter | ppbV Results | ppbV RL | ppbV MDL | ug/m3 Results | ug/m3 RL | ug/m3 MDL | Qualifier | Dilution Factor |
|---|---|---|---|---|---|---|---|---|
| Volatile Organics in Air - Mansfield Lab | | | | | | | | |
| Tertiary butyl Alcohol | ND | 0.500 | -- | ND | 1.52 | -- | | 1 |
| Methylene chloride | ND | 0.500 | -- | ND | 1.74 | -- | | 1 |
| 3-Chloropropene | ND | 0.200 | -- | ND | 0.626 | -- | | 1 |
| Carbon disulfide | ND | 0.200 | -- | ND | 0.623 | -- | | 1 |
| Freon-113 | ND | 0.200 | -- | ND | 1.53 | -- | | 1 |
| trans-1,2-Dichloroethene | ND | 0.200 | -- | ND | 0.793 | -- | | 1 |
| 1,1-Dichloroethane | ND | 0.200 | -- | ND | 0.809 | -- | | 1 |
| Methyl tert butyl ether | ND | 0.200 | -- | ND | 0.721 | -- | | 1 |
| Vinyl acetate | ND | 1.00 | -- | ND | 3.52 | -- | | 1 |
| Xylenes, total | ND | 0.600 | -- | ND | 0.869 | -- | | 1 |
| 2-Butanone | ND | 0.500 | -- | ND | 1.47 | -- | | 1 |
| cis-1,2-Dichloroethene | ND | 0.200 | -- | ND | 0.793 | -- | | 1 |
| Ethyl Acetate | ND | 0.500 | -- | ND | 1.80 | -- | | 1 |
| Chloroform | ND | 0.200 | -- | ND | 0.977 | -- | | 1 |
| Tetrahydrofuran | ND | 0.500 | -- | ND | 1.47 | -- | | 1 |
| 2,2-Dichloropropane | ND | 0.200 | -- | ND | 0.924 | -- | | 1 |
| 1,2-Dichloroethane | ND | 0.200 | -- | ND | 0.809 | -- | | 1 |
| n-Hexane | ND | 0.200 | -- | ND | 0.705 | -- | | 1 |
| Diisopropyl ether | ND | 0.200 | -- | ND | 0.836 | -- | | 1 |
| tert-Butyl Ethyl Ether | ND | 0.200 | -- | ND | 0.836 | -- | | 1 |
| 1,2-Dichloroethene (total) | ND | 1.00 | -- | ND | 1.00 | -- | | 1 |
| 1,1,1-Trichloroethane | ND | 0.200 | -- | ND | 1.09 | -- | | 1 |
| 1,1-Dichloropropene | ND | 0.200 | -- | ND | 0.908 | -- | | 1 |
| Benzene | ND | 0.200 | -- | ND | 0.639 | -- | | 1 |
| Carbon tetrachloride | ND | 0.200 | -- | ND | 1.26 | -- | | 1 |
| Cyclohexane | ND | 0.200 | -- | ND | 0.688 | -- | | 1 |
| tert-Amyl Methyl Ether | ND | 0.200 | -- | ND | 0.836 | -- | | 1 |

**Project Name:** BATCH CANISTER CERTIFICATION
**Project Number:** CANISTER QC BAT

**Lab Number:** L2222895
**Report Date:** 05/31/22

# Air Canister Certification Results

Lab ID: L2222895-01
Client ID: CAN 122 SHELF 2
Sample Location:

Date Collected: 05/02/22 19:00
Date Received: 05/03/22
Field Prep: Not Specified

Sample Depth:

| Parameter | ppbV Results | ppbV RL | ppbV MDL | ug/m3 Results | ug/m3 RL | ug/m3 MDL | Qualifier | Dilution Factor |
|---|---|---|---|---|---|---|---|---|
| Volatile Organics in Air - Mansfield Lab | | | | | | | | |
| Dibromomethane | ND | 0.200 | -- | ND | 1.42 | -- | | 1 |
| 1,2-Dichloropropane | ND | 0.200 | -- | ND | 0.924 | -- | | 1 |
| Bromodichloromethane | ND | 0.200 | -- | ND | 1.34 | -- | | 1 |
| 1,4-Dioxane | ND | 0.200 | -- | ND | 0.721 | -- | | 1 |
| Trichloroethene | ND | 0.200 | -- | ND | 1.07 | -- | | 1 |
| 2,2,4-Trimethylpentane | ND | 0.200 | -- | ND | 0.934 | -- | | 1 |
| Methyl Methacrylate | ND | 0.500 | -- | ND | 2.05 | -- | | 1 |
| Heptane | ND | 0.200 | -- | ND | 0.820 | -- | | 1 |
| cis-1,3-Dichloropropene | ND | 0.200 | -- | ND | 0.908 | -- | | 1 |
| 4-Methyl-2-pentanone | ND | 0.500 | -- | ND | 2.05 | -- | | 1 |
| trans-1,3-Dichloropropene | ND | 0.200 | -- | ND | 0.908 | -- | | 1 |
| 1,1,2-Trichloroethane | ND | 0.200 | -- | ND | 1.09 | -- | | 1 |
| Toluene | ND | 0.200 | -- | ND | 0.754 | -- | | 1 |
| 1,3-Dichloropropane | ND | 0.200 | -- | ND | 0.924 | -- | | 1 |
| 2-Hexanone | ND | 0.200 | -- | ND | 0.820 | -- | | 1 |
| Dibromochloromethane | ND | 0.200 | -- | ND | 1.70 | -- | | 1 |
| 1,2-Dibromoethane | ND | 0.200 | -- | ND | 1.54 | -- | | 1 |
| Butyl acetate | ND | 0.500 | -- | ND | 2.38 | -- | | 1 |
| Octane | ND | 0.200 | -- | ND | 0.934 | -- | | 1 |
| Tetrachloroethene | ND | 0.200 | -- | ND | 1.36 | -- | | 1 |
| 1,1,1,2-Tetrachloroethane | ND | 0.200 | -- | ND | 1.37 | -- | | 1 |
| Chlorobenzene | ND | 0.200 | -- | ND | 0.921 | -- | | 1 |
| Ethylbenzene | ND | 0.200 | -- | ND | 0.869 | -- | | 1 |
| p/m-Xylene | ND | 0.400 | -- | ND | 1.74 | -- | | 1 |
| Bromoform | ND | 0.200 | -- | ND | 2.07 | -- | | 1 |
| Styrene | ND | 0.200 | -- | ND | 0.852 | -- | | 1 |
| 1,1,2,2-Tetrachloroethane | ND | 0.200 | -- | ND | 1.37 | -- | | 1 |

**Project Name:** BATCH CANISTER CERTIFICATION
**Project Number:** CANISTER QC BAT

**Lab Number:** L2222895
**Report Date:** 05/31/22

# Air Canister Certification Results

Lab ID: L2222895-01
Client ID: CAN 122 SHELF 2
Sample Location:

Date Collected: 05/02/22 19:00
Date Received: 05/03/22
Field Prep: Not Specified

Sample Depth:

| Parameter | ppbV Results | ppbV RL | ppbV MDL | ug/m3 Results | ug/m3 RL | ug/m3 MDL | Qualifier | Dilution Factor |
|---|---|---|---|---|---|---|---|---|
| Volatile Organics in Air - Mansfield Lab | | | | | | | | |
| o-Xylene | ND | 0.200 | -- | ND | 0.869 | -- | | 1 |
| 1,2,3-Trichloropropane | ND | 0.200 | -- | ND | 1.21 | -- | | 1 |
| Nonane | ND | 0.200 | -- | ND | 1.05 | -- | | 1 |
| Isopropylbenzene | ND | 0.200 | -- | ND | 0.983 | -- | | 1 |
| Bromobenzene | ND | 0.200 | -- | ND | 0.793 | -- | | 1 |
| 2-Chlorotoluene | ND | 0.200 | -- | ND | 1.04 | -- | | 1 |
| n-Propylbenzene | ND | 0.200 | -- | ND | 0.983 | -- | | 1 |
| 4-Chlorotoluene | ND | 0.200 | -- | ND | 1.04 | -- | | 1 |
| 4-Ethyltoluene | ND | 0.200 | -- | ND | 0.983 | -- | | 1 |
| 1,3,5-Trimethylbenzene | ND | 0.200 | -- | ND | 0.983 | -- | | 1 |
| tert-Butylbenzene | ND | 0.200 | -- | ND | 1.10 | -- | | 1 |
| 1,2,4-Trimethylbenzene | ND | 0.200 | -- | ND | 0.983 | -- | | 1 |
| Decane | ND | 0.200 | -- | ND | 1.16 | -- | | 1 |
| Benzyl chloride | ND | 0.200 | -- | ND | 1.04 | -- | | 1 |
| 1,3-Dichlorobenzene | ND | 0.200 | -- | ND | 1.20 | -- | | 1 |
| 1,4-Dichlorobenzene | ND | 0.200 | -- | ND | 1.20 | -- | | 1 |
| sec-Butylbenzene | ND | 0.200 | -- | ND | 1.10 | -- | | 1 |
| p-Isopropyltoluene | ND | 0.200 | -- | ND | 1.10 | -- | | 1 |
| 1,2-Dichlorobenzene | ND | 0.200 | -- | ND | 1.20 | -- | | 1 |
| n-Butylbenzene | ND | 0.200 | -- | ND | 1.10 | -- | | 1 |
| 1,2-Dibromo-3-chloropropane | ND | 0.200 | -- | ND | 1.93 | -- | | 1 |
| Undecane | ND | 0.200 | -- | ND | 1.28 | -- | | 1 |
| Dodecane | ND | 0.200 | -- | ND | 1.39 | -- | | 1 |
| 1,2,4-Trichlorobenzene | ND | 0.200 | -- | ND | 1.48 | -- | | 1 |
| Naphthalene | ND | 0.200 | -- | ND | 1.05 | -- | | 1 |
| 1,2,3-Trichlorobenzene | ND | 0.200 | -- | ND | 1.48 | -- | | 1 |
| Hexachlorobutadiene | ND | 0.200 | -- | ND | 2.13 | -- | | 1 |

**Project Name:** BATCH CANISTER CERTIFICATION
**Project Number:** CANISTER QC BAT

**Lab Number:** L2222895
**Report Date:** 05/31/22

# Air Canister Certification Results

Lab ID: L2222895-01
Client ID: CAN 122 SHELF 2
Sample Location:

Date Collected: 05/02/22 19:00
Date Received: 05/03/22
Field Prep: Not Specified

Sample Depth:

| Parameter | ppbV Results | ppbV RL | ppbV MDL | ug/m3 Results | ug/m3 RL | ug/m3 MDL | Qualifier | Dilution Factor |
|---|---|---|---|---|---|---|---|---|
| Volatile Organics in Air - Mansfield Lab | | | | | | | | |

| | Results | Qualifier | Units | RDL | Dilution Factor |
|---|---|---|---|---|---|
| Tentatively Identified Compounds | | | | | |

No Tentatively Identified Compounds

| Internal Standard | % Recovery | Qualifier | Acceptance Criteria |
|---|---|---|---|
| 1,4-Difluorobenzene | 95 | | 60-140 |
| Bromochloromethane | 97 | | 60-140 |
| chlorobenzene-d5 | 92 | | 60-140 |

**Project Name:** BATCH CANISTER CERTIFICATION
**Project Number:** CANISTER QC BAT

**Lab Number:** L2222895
**Report Date:** 05/31/22

# Air Canister Certification Results

Lab ID: L2222895-01
Client ID: CAN 122 SHELF 2
Sample Location:

Date Collected: 05/02/22 19:00
Date Received: 05/03/22
Field Prep: Not Specified

Sample Depth:
Matrix: Air
Anaytical Method: 48,TO-15-SIM
Analytical Date: 05/03/22 19:25
Analyst: TS

| | ppbV | | | ug/m3 | | | | |
|---|---|---|---|---|---|---|---|---|
| **Parameter** | **Results** | **RL** | **MDL** | **Results** | **RL** | **MDL** | **Qualifier** | **Dilution Factor** |
| Volatile Organics in Air by SIM - Mansfield Lab | | | | | | | | |
| Dichlorodifluoromethane | ND | 0.200 | -- | ND | 0.989 | -- | | 1 |
| Chloromethane | ND | 0.200 | -- | ND | 0.413 | -- | | 1 |
| Freon-114 | ND | 0.050 | -- | ND | 0.349 | -- | | 1 |
| Vinyl chloride | ND | 0.020 | -- | ND | 0.051 | -- | | 1 |
| 1,3-Butadiene | ND | 0.020 | -- | ND | 0.044 | -- | | 1 |
| Bromomethane | ND | 0.020 | -- | ND | 0.078 | -- | | 1 |
| Chloroethane | ND | 0.100 | -- | ND | 0.264 | -- | | 1 |
| Acrolein | ND | 0.050 | -- | ND | 0.115 | -- | | 1 |
| Acetone | ND | 1.00 | -- | ND | 2.38 | -- | | 1 |
| Trichlorofluoromethane | ND | 0.050 | -- | ND | 0.281 | -- | | 1 |
| Acrylonitrile | ND | 0.500 | -- | ND | 1.09 | -- | | 1 |
| 1,1-Dichloroethene | ND | 0.020 | -- | ND | 0.079 | -- | | 1 |
| Methylene chloride | ND | 0.500 | -- | ND | 1.74 | -- | | 1 |
| Freon-113 | ND | 0.050 | -- | ND | 0.383 | -- | | 1 |
| trans-1,2-Dichloroethene | ND | 0.020 | -- | ND | 0.079 | -- | | 1 |
| 1,1-Dichloroethane | ND | 0.020 | -- | ND | 0.081 | -- | | 1 |
| Methyl tert butyl ether | ND | 0.200 | -- | ND | 0.721 | -- | | 1 |
| 2-Butanone | ND | 0.500 | -- | ND | 1.47 | -- | | 1 |
| cis-1,2-Dichloroethene | ND | 0.020 | -- | ND | 0.079 | -- | | 1 |
| Chloroform | ND | 0.020 | -- | ND | 0.098 | -- | | 1 |
| 1,2-Dichloroethane | ND | 0.020 | -- | ND | 0.081 | -- | | 1 |
| 1,1,1-Trichloroethane | ND | 0.020 | -- | ND | 0.109 | -- | | 1 |
| Benzene | ND | 0.100 | -- | ND | 0.319 | -- | | 1 |
| Carbon tetrachloride | ND | 0.020 | -- | ND | 0.126 | -- | | 1 |

**Project Name:** BATCH CANISTER CERTIFICATION
**Project Number:** CANISTER QC BAT

**Lab Number:** L2222895
**Report Date:** 05/31/22

# Air Canister Certification Results

Lab ID: L2222895-01
Client ID: CAN 122 SHELF 2
Sample Location:

Date Collected: 05/02/22 19:00
Date Received: 05/03/22
Field Prep: Not Specified

Sample Depth:

| Parameter | ppbV Results | ppbV RL | ppbV MDL | ug/m3 Results | ug/m3 RL | ug/m3 MDL | Qualifier | Dilution Factor |
|---|---|---|---|---|---|---|---|---|
| Volatile Organics in Air by SIM - Mansfield Lab | | | | | | | | |
| 1,2-Dichloropropane | ND | 0.020 | -- | ND | 0.092 | -- | | 1 |
| Bromodichloromethane | ND | 0.020 | -- | ND | 0.134 | -- | | 1 |
| 1,4-Dioxane | ND | 0.100 | -- | ND | 0.360 | -- | | 1 |
| Trichloroethene | ND | 0.020 | -- | ND | 0.107 | -- | | 1 |
| cis-1,3-Dichloropropene | ND | 0.020 | -- | ND | 0.091 | -- | | 1 |
| 4-Methyl-2-pentanone | ND | 0.500 | -- | ND | 2.05 | -- | | 1 |
| trans-1,3-Dichloropropene | ND | 0.020 | -- | ND | 0.091 | -- | | 1 |
| 1,1,2-Trichloroethane | ND | 0.020 | -- | ND | 0.109 | -- | | 1 |
| Toluene | ND | 0.100 | -- | ND | 0.377 | -- | | 1 |
| Dibromochloromethane | ND | 0.020 | -- | ND | 0.170 | -- | | 1 |
| 1,2-Dibromoethane | ND | 0.020 | -- | ND | 0.154 | -- | | 1 |
| Tetrachloroethene | ND | 0.020 | -- | ND | 0.136 | -- | | 1 |
| 1,1,1,2-Tetrachloroethane | ND | 0.020 | -- | ND | 0.137 | -- | | 1 |
| Chlorobenzene | ND | 0.100 | -- | ND | 0.461 | -- | | 1 |
| Ethylbenzene | ND | 0.020 | -- | ND | 0.087 | -- | | 1 |
| p/m-Xylene | ND | 0.040 | -- | ND | 0.174 | -- | | 1 |
| Bromoform | ND | 0.020 | -- | ND | 0.207 | -- | | 1 |
| Styrene | ND | 0.020 | -- | ND | 0.085 | -- | | 1 |
| 1,1,2,2-Tetrachloroethane | ND | 0.020 | -- | ND | 0.137 | -- | | 1 |
| o-Xylene | ND | 0.020 | -- | ND | 0.087 | -- | | 1 |
| Isopropylbenzene | ND | 0.200 | -- | ND | 0.983 | -- | | 1 |
| 4-Ethyltoluene | ND | 0.020 | -- | ND | 0.098 | -- | | 1 |
| 1,3,5-Trimethybenzene | ND | 0.020 | -- | ND | 0.098 | -- | | 1 |
| 1,2,4-Trimethylbenzene | ND | 0.020 | -- | ND | 0.098 | -- | | 1 |
| Benzyl chloride | ND | 0.100 | -- | ND | 0.518 | -- | | 1 |
| 1,3-Dichlorobenzene | ND | 0.020 | -- | ND | 0.120 | -- | | 1 |
| 1,4-Dichlorobenzene | ND | 0.020 | -- | ND | 0.120 | -- | | 1 |

**Project Name:** BATCH CANISTER CERTIFICATION
**Project Number:** CANISTER QC BAT

**Lab Number:** L2222895
**Report Date:** 05/31/22

# Air Canister Certification Results

Lab ID: L2222895-01
Client ID: CAN 122 SHELF 2
Sample Location:

Date Collected: 05/02/22 19:00
Date Received: 05/03/22
Field Prep: Not Specified

Sample Depth:

| Parameter | ppbV Results | ppbV RL | ppbV MDL | ug/m3 Results | ug/m3 RL | ug/m3 MDL | Qualifier | Dilution Factor |
|---|---|---|---|---|---|---|---|---|
| Volatile Organics in Air by SIM - Mansfield Lab | | | | | | | | |
| sec-Butylbenzene | ND | 0.200 | -- | ND | 1.10 | -- | | 1 |
| p-Isopropyltoluene | ND | 0.200 | -- | ND | 1.10 | -- | | 1 |
| 1,2-Dichlorobenzene | ND | 0.020 | -- | ND | 0.120 | -- | | 1 |
| n-Butylbenzene | ND | 0.200 | -- | ND | 1.10 | -- | | 1 |
| 1,2,4-Trichlorobenzene | ND | 0.050 | -- | ND | 0.371 | -- | | 1 |
| Naphthalene | ND | 0.050 | -- | ND | 0.262 | -- | | 1 |
| 1,2,3-Trichlorobenzene | ND | 0.050 | -- | ND | 0.371 | -- | | 1 |
| Hexachlorobutadiene | ND | 0.050 | -- | ND | 0.533 | -- | | 1 |

| Internal Standard | % Recovery | Qualifier | Acceptance Criteria |
|---|---|---|---|
| 1,4-difluorobenzene | 94 | | 60-140 |
| bromochloromethane | 97 | | 60-140 |
| chlorobenzene-d5 | 92 | | 60-140 |

**Project Name:** BATCH CANISTER CERTIFICATION
**Project Number:** CANISTER QC BAT

**Lab Number:** L2224407
**Report Date:** 05/31/22

# Air Canister Certification Results

Lab ID: L2224407-02
Client ID: CAN 474 SHELF 15
Sample Location:

Date Collected: 05/09/22 18:00
Date Received: 05/10/22
Field Prep: Not Specified

Sample Depth:
Matrix: Air
Anaytical Method: 48,TO-15
Analytical Date: 05/11/22 03:44
Analyst: TS

| | ppbV | | | ug/m3 | | | | |
|---|---|---|---|---|---|---|---|---|
| **Parameter** | **Results** | **RL** | **MDL** | **Results** | **RL** | **MDL** | **Qualifier** | **Dilution Factor** |
| Volatile Organics in Air - Mansfield Lab | | | | | | | | |
| Chlorodifluoromethane | ND | 0.200 | -- | ND | 0.707 | -- | | 1 |
| Propylene | ND | 0.500 | -- | ND | 0.861 | -- | | 1 |
| Propane | ND | 0.500 | -- | ND | 0.902 | -- | | 1 |
| Dichlorodifluoromethane | ND | 0.200 | -- | ND | 0.989 | -- | | 1 |
| Chloromethane | ND | 0.200 | -- | ND | 0.413 | -- | | 1 |
| Freon-114 | ND | 0.200 | -- | ND | 1.40 | -- | | 1 |
| Methanol | ND | 5.00 | -- | ND | 6.55 | -- | | 1 |
| Vinyl chloride | ND | 0.200 | -- | ND | 0.511 | -- | | 1 |
| 1,3-Butadiene | ND | 0.200 | -- | ND | 0.442 | -- | | 1 |
| Butane | ND | 0.200 | -- | ND | 0.475 | -- | | 1 |
| Bromomethane | ND | 0.200 | -- | ND | 0.777 | -- | | 1 |
| Chloroethane | ND | 0.200 | -- | ND | 0.528 | -- | | 1 |
| Ethanol | ND | 5.00 | -- | ND | 9.42 | -- | | 1 |
| Dichlorofluoromethane | ND | 0.200 | -- | ND | 0.842 | -- | | 1 |
| Vinyl bromide | ND | 0.200 | -- | ND | 0.874 | -- | | 1 |
| Acrolein | ND | 0.500 | -- | ND | 1.15 | -- | | 1 |
| Acetone | ND | 1.00 | -- | ND | 2.38 | -- | | 1 |
| Acetonitrile | ND | 0.200 | -- | ND | 0.336 | -- | | 1 |
| Trichlorofluoromethane | ND | 0.200 | -- | ND | 1.12 | -- | | 1 |
| Isopropanol | ND | 0.500 | -- | ND | 1.23 | -- | | 1 |
| Acrylonitrile | ND | 0.500 | -- | ND | 1.09 | -- | | 1 |
| Pentane | ND | 0.200 | -- | ND | 0.590 | -- | | 1 |
| Ethyl ether | ND | 0.200 | -- | ND | 0.606 | -- | | 1 |
| 1,1-Dichloroethene | ND | 0.200 | -- | ND | 0.793 | -- | | 1 |

**Project Name:** BATCH CANISTER CERTIFICATION
**Project Number:** CANISTER QC BAT

**Lab Number:** L2224407
**Report Date:** 05/31/22

# Air Canister Certification Results

Lab ID: L2224407-02
Client ID: CAN 474 SHELF 15
Sample Location:

Date Collected: 05/09/22 18:00
Date Received: 05/10/22
Field Prep: Not Specified

Sample Depth:

| Parameter | ppbV Results | ppbV RL | ppbV MDL | ug/m3 Results | ug/m3 RL | ug/m3 MDL | Qualifier | Dilution Factor |
|---|---|---|---|---|---|---|---|---|
| Volatile Organics in Air - Mansfield Lab | | | | | | | | |
| Tertiary butyl Alcohol | ND | 0.500 | -- | ND | 1.52 | -- | | 1 |
| Methylene chloride | ND | 0.500 | -- | ND | 1.74 | -- | | 1 |
| 3-Chloropropene | ND | 0.200 | -- | ND | 0.626 | -- | | 1 |
| Carbon disulfide | ND | 0.200 | -- | ND | 0.623 | -- | | 1 |
| Freon-113 | ND | 0.200 | -- | ND | 1.53 | -- | | 1 |
| trans-1,2-Dichloroethene | ND | 0.200 | -- | ND | 0.793 | -- | | 1 |
| 1,1-Dichloroethane | ND | 0.200 | -- | ND | 0.809 | -- | | 1 |
| Methyl tert butyl ether | ND | 0.200 | -- | ND | 0.721 | -- | | 1 |
| Vinyl acetate | ND | 1.00 | -- | ND | 3.52 | -- | | 1 |
| 2-Butanone | ND | 0.500 | -- | ND | 1.47 | -- | | 1 |
| Xylenes, total | ND | 0.600 | -- | ND | 0.869 | -- | | 1 |
| cis-1,2-Dichloroethene | ND | 0.200 | -- | ND | 0.793 | -- | | 1 |
| Ethyl Acetate | ND | 0.500 | -- | ND | 1.80 | -- | | 1 |
| Chloroform | ND | 0.200 | -- | ND | 0.977 | -- | | 1 |
| Tetrahydrofuran | ND | 0.500 | -- | ND | 1.47 | -- | | 1 |
| 2,2-Dichloropropane | ND | 0.200 | -- | ND | 0.924 | -- | | 1 |
| 1,2-Dichloroethane | ND | 0.200 | -- | ND | 0.809 | -- | | 1 |
| n-Hexane | ND | 0.200 | -- | ND | 0.705 | -- | | 1 |
| Diisopropyl ether | ND | 0.200 | -- | ND | 0.836 | -- | | 1 |
| tert-Butyl Ethyl Ether | ND | 0.200 | -- | ND | 0.836 | -- | | 1 |
| 1,2-Dichloroethene (total) | ND | 1.00 | -- | ND | 1.00 | -- | | 1 |
| 1,1,1-Trichloroethane | ND | 0.200 | -- | ND | 1.09 | -- | | 1 |
| 1,1-Dichloropropene | ND | 0.200 | -- | ND | 0.908 | -- | | 1 |
| Benzene | ND | 0.200 | -- | ND | 0.639 | -- | | 1 |
| Carbon tetrachloride | ND | 0.200 | -- | ND | 1.26 | -- | | 1 |
| Cyclohexane | ND | 0.200 | -- | ND | 0.688 | -- | | 1 |
| tert-Amyl Methyl Ether | ND | 0.200 | -- | ND | 0.836 | -- | | 1 |

**Project Name:** BATCH CANISTER CERTIFICATION
**Project Number:** CANISTER QC BAT

**Lab Number:** L2224407
**Report Date:** 05/31/22

# Air Canister Certification Results

Lab ID: L2224407-02
Client ID: CAN 474 SHELF 15
Sample Location:

Date Collected: 05/09/22 18:00
Date Received: 05/10/22
Field Prep: Not Specified

Sample Depth:

| Parameter | ppbV Results | ppbV RL | ppbV MDL | ug/m3 Results | ug/m3 RL | ug/m3 MDL | Qualifier | Dilution Factor |
|---|---|---|---|---|---|---|---|---|
| Volatile Organics in Air - Mansfield Lab | | | | | | | | |
| Dibromomethane | ND | 0.200 | -- | ND | 1.42 | -- | | 1 |
| 1,2-Dichloropropane | ND | 0.200 | -- | ND | 0.924 | -- | | 1 |
| Bromodichloromethane | ND | 0.200 | -- | ND | 1.34 | -- | | 1 |
| 1,4-Dioxane | ND | 0.200 | -- | ND | 0.721 | -- | | 1 |
| Trichloroethene | ND | 0.200 | -- | ND | 1.07 | -- | | 1 |
| 2,2,4-Trimethylpentane | ND | 0.200 | -- | ND | 0.934 | -- | | 1 |
| Methyl Methacrylate | ND | 0.500 | -- | ND | 2.05 | -- | | 1 |
| Heptane | ND | 0.200 | -- | ND | 0.820 | -- | | 1 |
| cis-1,3-Dichloropropene | ND | 0.200 | -- | ND | 0.908 | -- | | 1 |
| 4-Methyl-2-pentanone | ND | 0.500 | -- | ND | 2.05 | -- | | 1 |
| trans-1,3-Dichloropropene | ND | 0.200 | -- | ND | 0.908 | -- | | 1 |
| 1,1,2-Trichloroethane | ND | 0.200 | -- | ND | 1.09 | -- | | 1 |
| Toluene | ND | 0.200 | -- | ND | 0.754 | -- | | 1 |
| 1,3-Dichloropropane | ND | 0.200 | -- | ND | 0.924 | -- | | 1 |
| 2-Hexanone | ND | 0.200 | -- | ND | 0.820 | -- | | 1 |
| Dibromochloromethane | ND | 0.200 | -- | ND | 1.70 | -- | | 1 |
| 1,2-Dibromoethane | ND | 0.200 | -- | ND | 1.54 | -- | | 1 |
| Butyl acetate | ND | 0.500 | -- | ND | 2.38 | -- | | 1 |
| Octane | ND | 0.200 | -- | ND | 0.934 | -- | | 1 |
| Tetrachloroethene | ND | 0.200 | -- | ND | 1.36 | -- | | 1 |
| 1,1,1,2-Tetrachloroethane | ND | 0.200 | -- | ND | 1.37 | -- | | 1 |
| Chlorobenzene | ND | 0.200 | -- | ND | 0.921 | -- | | 1 |
| Ethylbenzene | ND | 0.200 | -- | ND | 0.869 | -- | | 1 |
| p/m-Xylene | ND | 0.400 | -- | ND | 1.74 | -- | | 1 |
| Bromoform | ND | 0.200 | -- | ND | 2.07 | -- | | 1 |
| Styrene | ND | 0.200 | -- | ND | 0.852 | -- | | 1 |
| 1,1,2,2-Tetrachloroethane | ND | 0.200 | -- | ND | 1.37 | -- | | 1 |

**Project Name:** BATCH CANISTER CERTIFICATION
**Project Number:** CANISTER QC BAT

**Lab Number:** L2224407
**Report Date:** 05/31/22

# Air Canister Certification Results

Lab ID: L2224407-02
Client ID: CAN 474 SHELF 15
Sample Location:

Date Collected: 05/09/22 18:00
Date Received: 05/10/22
Field Prep: Not Specified

Sample Depth:

| Parameter | ppbV Results | ppbV RL | ppbV MDL | ug/m3 Results | ug/m3 RL | ug/m3 MDL | Qualifier | Dilution Factor |
|---|---|---|---|---|---|---|---|---|
| Volatile Organics in Air - Mansfield Lab | | | | | | | | |
| o-Xylene | ND | 0.200 | -- | ND | 0.869 | -- | | 1 |
| 1,2,3-Trichloropropane | ND | 0.200 | -- | ND | 1.21 | -- | | 1 |
| Nonane | ND | 0.200 | -- | ND | 1.05 | -- | | 1 |
| Isopropylbenzene | ND | 0.200 | -- | ND | 0.983 | -- | | 1 |
| Bromobenzene | ND | 0.200 | -- | ND | 0.793 | -- | | 1 |
| 2-Chlorotoluene | ND | 0.200 | -- | ND | 1.04 | -- | | 1 |
| n-Propylbenzene | ND | 0.200 | -- | ND | 0.983 | -- | | 1 |
| 4-Chlorotoluene | ND | 0.200 | -- | ND | 1.04 | -- | | 1 |
| 4-Ethyltoluene | ND | 0.200 | -- | ND | 0.983 | -- | | 1 |
| 1,3,5-Trimethylbenzene | ND | 0.200 | -- | ND | 0.983 | -- | | 1 |
| tert-Butylbenzene | ND | 0.200 | -- | ND | 1.10 | -- | | 1 |
| 1,2,4-Trimethylbenzene | ND | 0.200 | -- | ND | 0.983 | -- | | 1 |
| Decane | ND | 0.200 | -- | ND | 1.16 | -- | | 1 |
| Benzyl chloride | ND | 0.200 | -- | ND | 1.04 | -- | | 1 |
| 1,3-Dichlorobenzene | ND | 0.200 | -- | ND | 1.20 | -- | | 1 |
| 1,4-Dichlorobenzene | ND | 0.200 | -- | ND | 1.20 | -- | | 1 |
| sec-Butylbenzene | ND | 0.200 | -- | ND | 1.10 | -- | | 1 |
| p-Isopropyltoluene | ND | 0.200 | -- | ND | 1.10 | -- | | 1 |
| 1,2-Dichlorobenzene | ND | 0.200 | -- | ND | 1.20 | -- | | 1 |
| n-Butylbenzene | ND | 0.200 | -- | ND | 1.10 | -- | | 1 |
| 1,2-Dibromo-3-chloropropane | ND | 0.200 | -- | ND | 1.93 | -- | | 1 |
| Undecane | ND | 0.200 | -- | ND | 1.28 | -- | | 1 |
| Dodecane | ND | 0.200 | -- | ND | 1.39 | -- | | 1 |
| 1,2,4-Trichlorobenzene | ND | 0.200 | -- | ND | 1.48 | -- | | 1 |
| Naphthalene | ND | 0.200 | -- | ND | 1.05 | -- | | 1 |
| 1,2,3-Trichlorobenzene | ND | 0.200 | -- | ND | 1.48 | -- | | 1 |
| Hexachlorobutadiene | ND | 0.200 | -- | ND | 2.13 | -- | | 1 |

**Project Name:** BATCH CANISTER CERTIFICATION
**Project Number:** CANISTER QC BAT

**Lab Number:** L2224407
**Report Date:** 05/31/22

# Air Canister Certification Results

Lab ID: L2224407-02
Client ID: CAN 474 SHELF 15
Sample Location:

Date Collected: 05/09/22 18:00
Date Received: 05/10/22
Field Prep: Not Specified

Sample Depth:

| Parameter | ppbV Results | ppbV RL | ppbV MDL | ug/m3 Results | ug/m3 RL | ug/m3 MDL | Qualifier | Dilution Factor |
|---|---|---|---|---|---|---|---|---|
| Volatile Organics in Air - Mansfield Lab | | | | | | | | |

| | Results | Qualifier | Units | RDL | Dilution Factor |
|---|---|---|---|---|---|
| Tentatively Identified Compounds | | | | | |

No Tentatively Identified Compounds

| Internal Standard | % Recovery | Qualifier | Acceptance Criteria |
|---|---|---|---|
| 1,4-Difluorobenzene | 91 | | 60-140 |
| Bromochloromethane | 88 | | 60-140 |
| chlorobenzene-d5 | 83 | | 60-140 |

**Project Name:** BATCH CANISTER CERTIFICATION
**Project Number:** CANISTER QC BAT

**Lab Number:** L2224407
**Report Date:** 05/31/22

# Air Canister Certification Results

Lab ID: L2224407-02
Client ID: CAN 474 SHELF 15
Sample Location:

Date Collected: 05/09/22 18:00
Date Received: 05/10/22
Field Prep: Not Specified

Sample Depth:
Matrix: Air
Anaytical Method: 48,TO-15-SIM
Analytical Date: 05/11/22 03:44
Analyst: TS

| | ppbV | | | ug/m3 | | | | |
|---|---|---|---|---|---|---|---|---|
| **Parameter** | **Results** | **RL** | **MDL** | **Results** | **RL** | **MDL** | **Qualifier** | **Dilution Factor** |
| Volatile Organics in Air by SIM - Mansfield Lab | | | | | | | | |
| Dichlorodifluoromethane | ND | 0.200 | -- | ND | 0.989 | -- | | 1 |
| Chloromethane | ND | 0.200 | -- | ND | 0.413 | -- | | 1 |
| Freon-114 | ND | 0.050 | -- | ND | 0.349 | -- | | 1 |
| Vinyl chloride | ND | 0.020 | -- | ND | 0.051 | -- | | 1 |
| 1,3-Butadiene | ND | 0.020 | -- | ND | 0.044 | -- | | 1 |
| Bromomethane | ND | 0.020 | -- | ND | 0.078 | -- | | 1 |
| Chloroethane | ND | 0.100 | -- | ND | 0.264 | -- | | 1 |
| Acrolein | ND | 0.050 | -- | ND | 0.115 | -- | | 1 |
| Acetone | ND | 1.00 | -- | ND | 2.38 | -- | | 1 |
| Trichlorofluoromethane | ND | 0.050 | -- | ND | 0.281 | -- | | 1 |
| Acrylonitrile | ND | 0.500 | -- | ND | 1.09 | -- | | 1 |
| 1,1-Dichloroethene | ND | 0.020 | -- | ND | 0.079 | -- | | 1 |
| Methylene chloride | ND | 0.500 | -- | ND | 1.74 | -- | | 1 |
| Freon-113 | ND | 0.050 | -- | ND | 0.383 | -- | | 1 |
| trans-1,2-Dichloroethene | ND | 0.020 | -- | ND | 0.079 | -- | | 1 |
| 1,1-Dichloroethane | ND | 0.020 | -- | ND | 0.081 | -- | | 1 |
| Methyl tert butyl ether | ND | 0.200 | -- | ND | 0.721 | -- | | 1 |
| 2-Butanone | ND | 0.500 | -- | ND | 1.47 | -- | | 1 |
| cis-1,2-Dichloroethene | ND | 0.020 | -- | ND | 0.079 | -- | | 1 |
| Chloroform | ND | 0.020 | -- | ND | 0.098 | -- | | 1 |
| 1,2-Dichloroethane | ND | 0.020 | -- | ND | 0.081 | -- | | 1 |
| 1,1,1-Trichloroethane | ND | 0.020 | -- | ND | 0.109 | -- | | 1 |
| Benzene | ND | 0.100 | -- | ND | 0.319 | -- | | 1 |
| Carbon tetrachloride | ND | 0.020 | -- | ND | 0.126 | -- | | 1 |

**Project Name:** BATCH CANISTER CERTIFICATION
**Project Number:** CANISTER QC BAT

**Lab Number:** L2224407
**Report Date:** 05/31/22

# Air Canister Certification Results

Lab ID: L2224407-02
Client ID: CAN 474 SHELF 15
Sample Location:

Date Collected: 05/09/22 18:00
Date Received: 05/10/22
Field Prep: Not Specified

Sample Depth:

| Parameter | ppbV Results | ppbV RL | ppbV MDL | ug/m3 Results | ug/m3 RL | ug/m3 MDL | Qualifier | Dilution Factor |
|---|---|---|---|---|---|---|---|---|
| Volatile Organics in Air by SIM - Mansfield Lab | | | | | | | | |
| 1,2-Dichloropropane | ND | 0.020 | -- | ND | 0.092 | -- | | 1 |
| Bromodichloromethane | ND | 0.020 | -- | ND | 0.134 | -- | | 1 |
| 1,4-Dioxane | ND | 0.100 | -- | ND | 0.360 | -- | | 1 |
| Trichloroethene | ND | 0.020 | -- | ND | 0.107 | -- | | 1 |
| cis-1,3-Dichloropropene | ND | 0.020 | -- | ND | 0.091 | -- | | 1 |
| 4-Methyl-2-pentanone | ND | 0.500 | -- | ND | 2.05 | -- | | 1 |
| trans-1,3-Dichloropropene | ND | 0.020 | -- | ND | 0.091 | -- | | 1 |
| 1,1,2-Trichloroethane | ND | 0.020 | -- | ND | 0.109 | -- | | 1 |
| Toluene | ND | 0.100 | -- | ND | 0.377 | -- | | 1 |
| Dibromochloromethane | ND | 0.020 | -- | ND | 0.170 | -- | | 1 |
| 1,2-Dibromoethane | ND | 0.020 | -- | ND | 0.154 | -- | | 1 |
| Tetrachloroethene | ND | 0.020 | -- | ND | 0.136 | -- | | 1 |
| 1,1,1,2-Tetrachloroethane | ND | 0.020 | -- | ND | 0.137 | -- | | 1 |
| Chlorobenzene | ND | 0.100 | -- | ND | 0.461 | -- | | 1 |
| Ethylbenzene | ND | 0.020 | -- | ND | 0.087 | -- | | 1 |
| p/m-Xylene | ND | 0.040 | -- | ND | 0.174 | -- | | 1 |
| Bromoform | ND | 0.020 | -- | ND | 0.207 | -- | | 1 |
| Styrene | ND | 0.020 | -- | ND | 0.085 | -- | | 1 |
| 1,1,2,2-Tetrachloroethane | ND | 0.020 | -- | ND | 0.137 | -- | | 1 |
| o-Xylene | ND | 0.020 | -- | ND | 0.087 | -- | | 1 |
| Isopropylbenzene | ND | 0.200 | -- | ND | 0.983 | -- | | 1 |
| 4-Ethyltoluene | ND | 0.020 | -- | ND | 0.098 | -- | | 1 |
| 1,3,5-Trimethybenzene | ND | 0.020 | -- | ND | 0.098 | -- | | 1 |
| 1,2,4-Trimethylbenzene | ND | 0.020 | -- | ND | 0.098 | -- | | 1 |
| Benzyl chloride | ND | 0.100 | -- | ND | 0.518 | -- | | 1 |
| 1,3-Dichlorobenzene | ND | 0.020 | -- | ND | 0.120 | -- | | 1 |
| 1,4-Dichlorobenzene | ND | 0.020 | -- | ND | 0.120 | -- | | 1 |

**Project Name:** BATCH CANISTER CERTIFICATION
**Project Number:** CANISTER QC BAT

**Lab Number:** L2224407
**Report Date:** 05/31/22

# Air Canister Certification Results

Lab ID: L2224407-02
Client ID: CAN 474 SHELF 15
Sample Location:

Date Collected: 05/09/22 18:00
Date Received: 05/10/22
Field Prep: Not Specified

Sample Depth:

| Parameter | ppbV Results | ppbV RL | ppbV MDL | ug/m3 Results | ug/m3 RL | ug/m3 MDL | Qualifier | Dilution Factor |
|---|---|---|---|---|---|---|---|---|
| Volatile Organics in Air by SIM - Mansfield Lab | | | | | | | | |
| sec-Butylbenzene | ND | 0.200 | -- | ND | 1.10 | -- | | 1 |
| p-Isopropyltoluene | ND | 0.200 | -- | ND | 1.10 | -- | | 1 |
| 1,2-Dichlorobenzene | ND | 0.020 | -- | ND | 0.120 | -- | | 1 |
| n-Butylbenzene | ND | 0.200 | -- | ND | 1.10 | -- | | 1 |
| 1,2,4-Trichlorobenzene | ND | 0.050 | -- | ND | 0.371 | -- | | 1 |
| Naphthalene | ND | 0.050 | -- | ND | 0.262 | -- | | 1 |
| 1,2,3-Trichlorobenzene | ND | 0.050 | -- | ND | 0.371 | -- | | 1 |
| Hexachlorobutadiene | ND | 0.050 | -- | ND | 0.533 | -- | | 1 |

| Internal Standard | % Recovery | Qualifier | Acceptance Criteria |
|---|---|---|---|
| 1,4-difluorobenzene | 90 | | 60-140 |
| bromochloromethane | 90 | | 60-140 |
| chlorobenzene-d5 | 89 | | 60-140 |

**Project Name:** 128 N MAIN ST
**Project Number:** 12166:6A

**Lab Number:** L2226073
**Report Date:** 05/31/22

## Sample Receipt and Container Information

Were project specific reporting limits specified? YES

### Cooler Information

| Cooler | Custody Seal |
|---|---|
| NA | Absent |

### Container Information

| Container ID | Container Type | Cooler | Initial pH | Final pH | Temp deg C | Pres | Seal | Frozen Date/Time | Analysis(*) |
|---|---|---|---|---|---|---|---|---|---|
| L2226073-01A | Canister - 6 Liter | NA | NA | | | Y | Absent | | TO15-LL(30) |
| L2226073-02A | Canister - 6 Liter | NA | NA | | | Y | Absent | | TO15-LL(30) |
| L2226073-03A | Canister - 2.7 Liter | NA | NA | | | Y | Absent | | CLEAN-FEE() |
| L2226073-04A | Canister - 2.7 Liter | NA | NA | | | Y | Absent | | CLEAN-FEE() |
| L2226073-05A | Canister - 2.7 Liter | NA | NA | | | Y | Absent | | CLEAN-FEE() |

*Values in parentheses indicate holding time in days

| | | | |
|---|---|---|---|
| **Project Name:** | 128 N MAIN ST | **Lab Number:** | L2226073 |
| **Project Number:** | 12166:6A | **Report Date:** | 05/31/22 |

## GLOSSARY

***Acronyms***

| | |
|---|---|
| DL | - Detection Limit: This value represents the level to which target analyte concentrations are reported as estimated values, when those target analyte concentrations are quantified below the limit of quantitation (LOQ). The DL includes any adjustments from dilutions, concentrations or moisture content, where applicable. (DoD report formats only.) |
| EDL | - Estimated Detection Limit: This value represents the level to which target analyte concentrations are reported as estimated values, when those target analyte concentrations are quantified below the reporting limit (RL). The EDL includes any adjustments from dilutions, concentrations or moisture content, where applicable. The use of EDLs is specific to the analysis of PAHs using Solid-Phase Microextraction (SPME). |
| EMPC | - Estimated Maximum Possible Concentration: The concentration that results from the signal present at the retention time of an analyte when the ions meet all of the identification criteria except the ion abundance ratio criteria. An EMPC is a worst-case estimate of the concentration. |
| EPA | - Environmental Protection Agency. |
| LCS | - Laboratory Control Sample: A sample matrix, free from the analytes of interest, spiked with verified known amounts of analytes or a material containing known and verified amounts of analytes. |
| LCSD | - Laboratory Control Sample Duplicate: Refer to LCS. |
| LFB | - Laboratory Fortified Blank: A sample matrix, free from the analytes of interest, spiked with verified known amounts of analytes or a material containing known and verified amounts of analytes. |
| LOD | - Limit of Detection: This value represents the level to which a target analyte can reliably be detected for a specific analyte in a specific matrix by a specific method. The LOD includes any adjustments from dilutions, concentrations or moisture content, where applicable. (DoD report formats only.) |
| LOQ | - Limit of Quantitation: The value at which an instrument can accurately measure an analyte at a specific concentration. The LOQ includes any adjustments from dilutions, concentrations or moisture content, where applicable. (DoD report formats only.)<br><br>Limit of Quantitation: The value at which an instrument can accurately measure an analyte at a specific concentration. The LOQ includes any adjustments from dilutions, concentrations or moisture content, where applicable. (DoD report formats only.) |
| MDL | - Method Detection Limit: This value represents the level to which target analyte concentrations are reported as estimated values, when those target analyte concentrations are quantified below the reporting limit (RL). The MDL includes any adjustments from dilutions, concentrations or moisture content, where applicable. |
| MS | - Matrix Spike Sample: A sample prepared by adding a known mass of target analyte to a specified amount of matrix sample for which an independent estimate of target analyte concentration is available. For Method 332.0, the spike recovery is calculated using the native concentration, including estimated values. |
| MSD | - Matrix Spike Sample Duplicate: Refer to MS. |
| NA | - Not Applicable. |
| NC | - Not Calculated: Term is utilized when one or more of the results utilized in the calculation are non-detect at the parameter's reporting unit. |
| NDPA/DPA | - N-Nitrosodiphenylamine/Diphenylamine. |
| NI | - Not Ignitable. |
| NP | - Non-Plastic: Term is utilized for the analysis of Atterberg Limits in soil. |
| NR | - No Results: Term is utilized when 'No Target Compounds Requested' is reported for the analysis of Volatile or Semivolatile Organic TIC only requests. |
| RL | - Reporting Limit: The value at which an instrument can accurately measure an analyte at a specific concentration. The RL includes any adjustments from dilutions, concentrations or moisture content, where applicable. |
| RPD | - Relative Percent Difference: The results from matrix and/or matrix spike duplicates are primarily designed to assess the precision of analytical results in a given matrix and are expressed as relative percent difference (RPD). Values which are less than five times the reporting limit for any individual parameter are evaluated by utilizing the absolute difference between the values; although the RPD value will be provided in the report. |
| SRM | - Standard Reference Material: A reference sample of a known or certified value that is of the same or similar matrix as the associated field samples. |
| STLP | - Semi-dynamic Tank Leaching Procedure per EPA Method 1315. |
| TEF | - Toxic Equivalency Factors: The values assigned to each dioxin and furan to evaluate their toxicity relative to 2,3,7,8-TCDD. |
| TEQ | - Toxic Equivalent: The measure of a sample's toxicity derived by multiplying each dioxin and furan by its corresponding TEF and then summing the resulting values. |
| TIC | - Tentatively Identified Compound: A compound that has been identified to be present and is not part of the target compound list (TCL) for the method and/or program. All TICs are qualitatively identified and reported as estimated concentrations. |

*Report Format: Data Usability Report*

| | | | |
|---|---|---|---|
| **Project Name:** | 128 N MAIN ST | **Lab Number:** | L2226073 |
| **Project Number:** | 12166:6A | **Report Date:** | 05/31/22 |

***Footnotes***

1 - The reference for this analyte should be considered modified since this analyte is absent from the target analyte list of the original method.

***Terms***

Analytical Method: Both the document from which the method originates and the analytical reference method. (Example: EPA 8260B is shown as 1,8260B.) The codes for the reference method documents are provided in the References section of the Addendum.

Difference: With respect to Total Oxidizable Precursor (TOP) Assay analysis, the difference is defined as the Post-Treatment value minus the Pre-Treatment value.

Final pH: As it pertains to Sample Receipt & Container Information section of the report, Final pH reflects pH of container determined after adjustment at the laboratory, if applicable. If no adjustment required, value reflects Initial pH.

Frozen Date/Time: With respect to Volatile Organics in soil, Frozen Date/Time reflects the date/time at which associated Reagent Water-preserved vials were initially frozen. Note: If frozen date/time is beyond 48 hours from sample collection, value will be reflected in 'bold'.

Initial pH: As it pertains to Sample Receipt & Container Information section of the report, Initial pH reflects pH of container determined upon receipt, if applicable.

PAH Total: With respect to Alkylated PAH analyses, the 'PAHs, Total' result is defined as the summation of results for all or a subset of the following compounds: Naphthalene, C1-C4 Naphthalenes, 2-Methylnaphthalene, 1-Methylnaphthalene, Biphenyl, Acenaphthylene, Acenaphthene, Fluorene, C1-C3 Fluorenes, Phenanthrene, C1-C4 Phenanthrenes/Anthracenes, Anthracene, Fluoranthene, Pyrene, C1-C4 Fluoranthenes/Pyrenes, Benz(a)anthracene, Chrysene, C1-C4 Chrysenes, Benzo(b)fluoranthene, Benzo(j)+(k)fluoranthene, Benzo(e)pyrene, Benzo(a)pyrene, Perylene, Indeno(1,2,3-cd)pyrene, Dibenz(ah)+(ac)anthracene, Benzo(g,h,i)perylene. If a 'Total' result is requested, the results of its individual components will also be reported.

PFAS Total: With respect to PFAS analyses, the 'PFAS, Total (5)' result is defined as the summation of results for: PFHpA, PFHxS, PFOA, PFNA and PFOS. In addition, the 'PFAS, Total (6)' result is defined as the summation of results for: PFHpA, PFHxS, PFOA, PFNA, PFDA and PFOS. For MassDEP DW compliance analysis only, the 'PFAS, Total (6)' result is defined as the summation of results at or above the RL. Note: If a 'Total' result is requested, the results of its individual components will also be reported.

The target compound Chlordane (CAS No. 57-74-9) is reported for GC ECD analyses. Per EPA,this compound "refers to a mixture of chlordane isomers, other chlorinated hydrocarbons and numerous other components." (Reference: USEPA Toxicological Review of Chlordane, In Support of Summary Information on the Integrated Risk Information System (IRIS), December 1997.)

Total: With respect to Organic analyses, a 'Total' result is defined as the summation of results for individual isomers or Aroclors. If a 'Total' result is requested, the results of its individual components will also be reported. This is applicable to 'Total' results for methods 8260, 8081 and 8082.

***Data Qualifiers***

**A** - Spectra identified as "Aldol Condensates" are byproducts of the extraction/concentration procedures when acetone is introduced in the process.

**B** - The analyte was detected above the reporting limit in the associated method blank. Flag only applies to associated field samples that have detectable concentrations of the analyte at less than ten times (10x) the concentration found in the blank. For MCP-related projects, flag only applies to associated field samples that have detectable concentrations of the analyte at less than ten times (10x) the concentration found in the blank. For DOD-related projects, flag only applies to associated field samples that have detectable concentrations of the analyte at less than ten times (10x) the concentration found in the blank AND the analyte was detected above one-half the reporting limit (or above the reporting limit for common lab contaminants) in the associated method blank. For NJ-Air-related projects, flag only applies to associated field samples that have detectable concentrations of the analyte above the reporting limit. For NJ-related projects (excluding Air), flag only applies to associated field samples that have detectable concentrations of the analyte, which was detected above the reporting limit in the associated method blank or above five times the reporting limit for common lab contaminants (Phthalates, Acetone, Methylene Chloride, 2-Butanone).

**C** - Co-elution: The target analyte co-elutes with a known lab standard (i.e. surrogate, internal standards, etc.) for co-extracted analyses.

**D** - Concentration of analyte was quantified from diluted analysis. Flag only applies to field samples that have detectable concentrations of the analyte.

**E** - Concentration of analyte exceeds the range of the calibration curve and/or linear range of the instrument.

**F** - The ratio of quantifier ion response to qualifier ion response falls outside of the laboratory criteria. Results are considered to be an estimated maximum concentration.

**G** - The concentration may be biased high due to matrix interferences (i.e, co-elution) with non-target compound(s). The result should be considered estimated.

**H** - The analysis of pH was performed beyond the regulatory-required holding time of 15 minutes from the time of sample collection.

**I** - The lower value for the two columns has been reported due to obvious interference.

**J** - Estimated value. This represents an estimated concentration for Tentatively Identified Compounds (TICs).

**M** - Reporting Limit (RL) exceeds the MCP CAM Reporting Limit for this analyte.

**ND** - Not detected at the reporting limit (RL) for the sample.

**NJ** - Presumptive evidence of compound. This represents an estimated concentration for Tentatively Identified Compounds (TICs), where

| | | | |
|---|---|---|---|
| **Project Name:** | 128 N MAIN ST | **Lab Number:** | L2226073 |
| **Project Number:** | 12166:6A | **Report Date:** | 05/31/22 |

***Data Qualifiers***

the identification is based on a mass spectral library search.

**P** - The RPD between the results for the two columns exceeds the method-specified criteria.

**Q** - The quality control sample exceeds the associated acceptance criteria. For DOD-related projects, LCS and/or Continuing Calibration Standard exceedences are also qualified on all associated sample results. Note: This flag is not applicable for matrix spike recoveries when the sample concentration is greater than 4x the spike added or for batch duplicate RPD when the sample concentrations are less than 5x the RL. (Metals only.)

**R** - Analytical results are from sample re-analysis.

**RE** - Analytical results are from sample re-extraction.

**S** - Analytical results are from modified screening analysis.

**V** - The surrogate associated with this target analyte has a recovery outside the QC acceptance limits. (Applicable to MassDEP DW Compliance samples only.)

**Z** - The batch matrix spike and/or duplicate associated with this target analyte has a recovery/RPD outside the QC acceptance limits. (Applicable to MassDEP DW Compliance samples only.)

| | | | |
|---|---|---|---|
| **Project Name:** | 128 N MAIN ST | **Lab Number:** | L2226073 |
| **Project Number:** | 12166:6A | **Report Date:** | 05/31/22 |

## REFERENCES

48 Compendium of Methods for the Determination of Toxic Organic Compounds in Ambient Air. Second Edition. EPA/625/R-96/010b, January 1999.

## LIMITATION OF LIABILITIES

Alpha Analytical performs services with reasonable care and diligence normal to the analytical testing laboratory industry. In the event of an error, the sole and exclusive responsibility of Alpha Analytical shall be to re-perform the work at it's own expense. In no event shall Alpha Analytical be held liable for any incidental, consequential or special damages, including but not limited to, damages in any way connected with the use of, interpretation of, information or analysis provided by Alpha Analytical.

We strongly urge our clients to comply with EPA protocol regarding sample volume, preservation, cooling, containers, sampling procedures, holding time and splitting of samples in the field.

# Certification Information

**The following analytes are not included in our Primary NELAP Scope of Accreditation:**

**Westborough Facility**
**EPA 624/624.1:** m/p-xylene, o-xylene, Naphthalene
**EPA 625/625.1:** alpha-Terpineol
**EPA 8260C/8260D:** NPW: 1,2,4,5-Tetramethylbenzene; 4-Ethyltoluene, Azobenzene; SCM: Iodomethane (methyl iodide), 1,2,4,5-Tetramethylbenzene; 4-Ethyltoluene.
**EPA 8270D/8270E:** NPW: Dimethylnaphthalene,1,4-Diphenylhydrazine, alpha-Terpineol; SCM: Dimethylnaphthalene,1,4-Diphenylhydrazine.
**SM4500**: NPW: Amenable Cyanide; SCM: Total Phosphorus, TKN, NO2, NO3.

**Mansfield Facility**
**SM 2540D:** TSS
**EPA 8082A:** NPW: PCB: 1, 5, 31, 87,101, 110, 141, 151, 153, 180, 183, 187.
**EPA TO-15:** Halothane, 2,4,4-Trimethyl-2-pentene, 2,4,4-Trimethyl-1-pentene, Thiophene, 2-Methylthiophene, 3-Methylthiophene, 2-Ethylthiophene, 1,2,3-Trimethylbenzene, Indan, Indene, 1,2,4,5-Tetramethylbenzene, Benzothiophene, 1-Methylnaphthalene.
**Biological Tissue Matrix:** EPA 3050B

**The following analytes are included in our Massachusetts DEP Scope of Accreditation**

**Westborough Facility:**

***Drinking Water***
**EPA 300.0**: Chloride, Nitrate-N, Fluoride, Sulfate; **EPA 353.2**: Nitrate-N, Nitrite-N; **SM4500NO3-F**: Nitrate-N, Nitrite-N; **SM4500F-C, SM4500CN-CE, EPA 180.1, SM2130B, SM4500Cl-D, SM2320B, SM2540C, SM4500H-B, SM4500NO2-B**
**EPA 332**: Perchlorate; **EPA 524.2:** THMs and VOCs; **EPA 504.1:** EDB, DBCP.
**Microbiology**: **SM9215B; SM9223-P/A, SM9223B-Colilert-QT,SM9222D**.

***Non-Potable Water***
**SM4500H,B, EPA 120.1, SM2510B, SM2540C, SM2320B, SM4500CL-E, SM4500F-BC, SM4500NH3-BH:** Ammonia-N and Kjeldahl-N, **EPA 350.1**: Ammonia-N, **LACHAT 10-107-06-1-B**: Ammonia-N, **EPA 351.1, SM4500NO3-F, EPA 353.2**: Nitrate-N, **SM4500P-E, SM4500P-B, E, SM4500SO4-E, SM5220D, EPA 410.4, SM5210B, SM5310C, SM4500CL-D, EPA 1664, EPA 420.1, SM4500-CN-CE, SM2540D, EPA 300: Chloride, Sulfate, Nitrate.**
**EPA 624.1**: Volatile Halocarbons & Aromatics,
**EPA 608.3**: Chlordane, Toxaphene, Aldrin, alpha-BHC, beta-BHC, gamma-BHC, delta-BHC, Dieldrin, DDD, DDE, DDT, Endosulfan I, Endosulfan II, Endosulfan sulfate, Endrin, Endrin Aldehyde, Heptachlor, Heptachlor Epoxide, PCBs
**EPA 625.1**: SVOC (Acid/Base/Neutral Extractables), **EPA 600/4-81-045**: PCB-Oil.
**Microbiology**: **SM9223B-Colilert-QT; Enterolert-QT, SM9221E, EPA 1600, EPA 1603, SM9222D.**

**Mansfield Facility:**

***Drinking Water***
**EPA 200.7:** Al, Ba, Cd, Cr, Cu, Fe, Mn, Ni, Na, Ag, Ca, Zn. **EPA 200.8:** Al, Sb, As, Ba, Be, Cd, Cr, Cu, Pb, Mn, Ni, Se, Ag, TL, Zn. **EPA 245.1** Hg.
**EPA 522, EPA 537.1.**

***Non-Potable Water***
**EPA 200.7:** Al, Sb, As, Be, Cd, Ca, Cr, Co, Cu, Fe, Pb, Mg, Mn, Mo, Ni, K, Se, Ag, Na, Sr, TL, Ti, V, Zn.
**EPA 200.8:** Al, Sb, As, Be, Cd, Cr, Cu, Fe, Pb, Mn, Ni, K, Se, Ag, Na, TL, Zn.
**EPA 245.1** Hg.
**SM2340B**

For a complete listing of analytes and methods, please contact your Alpha Project Manager.

# AIR ANALYSIS

ALPHA ANALYTICAL

**CHAIN OF CUSTODY**

PAGE 1 OF 1

320 Forbes Blvd, Mansfield, MA 02048
TEL: 508-822-9300 FAX: 508-822-3288

Date Rec'd in Lab: 5/18/22

ALPHA Job #: L2226073

**Client Information**

Client: SESI

Address: 12a Maple Ave
Pine Brook NJ

Phone: 973-808-7050

Fax:

Email: monica.norton@SESI.ORG

☐ These samples have been previously analyzed by Alpha

**Project Information**

Project Name: 128 N Main St

Project Location: Port Chester, NY

Project #: 12166.6A

Project Manager: Monica Norton

ALPHA Quote #:

**Turn-Around Time**

☒ Standard ☐ RUSH (only confirmed if pre-approved)

Date Due: Time:

**Report Information - Data Deliverables**

☐ FAX
☐ ADEx
Criteria Checker:
(Default based on Regulatory Criteria Indicated)
Other Formats:
☒ EMAIL (standard pdf report)
☐ Additional Deliverables:

Report to: (if different than Project Manager)

**Billing Information**

☐ Same as Client info PO #:

**Regulatory Requirements/Report Limits**

| State/Fed | Program | Res / Comm |
|---|---|---|
| | | |
| | | |

Other Project Specific Requirements/Comments:

Project-Specific Target Compound List: ☐

**All Columns Below Must Be Filled Out**

| ALPHA Lab ID (Lab Use Only) | Sample ID | COLLECTION End Date | Start Time | End Time | Initial Vacuum | Final Vacuum | Sample Matrix* | Sampler's Initials | Can Size | I D Can | I D - Flow Controller | TO-15 | TO-15 SIM | APH Suffolk Non-petroleum HCs ☐ | Fixed Gases | Sulfides & Mercaptans by TO-15 | | | Sample Comments (i.e. PID) |
|---|---|---|---|---|---|---|---|---|---|---|---|---|---|---|---|---|---|---|---|
| 26073-01 | SV-1 | 5-17-22 | 11:00 | 13:25 | -29.80 | -5.12 | SV | JN | 1.4 | 557 | 02178 | X | | | | | | | |
| 02 | IA-1 | ↓ | 11:05 | 12:55 | -30.16 | -5.06 | IA | ↓ | 1.4 | 3489 | 02123 | X | | | | | | | |

*SAMPLE MATRIX CODES

AA = Ambient Air (Indoor/Outdoor)
SV = Soil Vapor/Landfill Gas/SVE
Other = Please Specify

Container Type

Please print clearly, legibly and completely. Samples can not be logged in and turnaround time clock will not start until any ambiguities are resolved. All samples submitted are subject to Alpha's Terms and Conditions. See reverse side.

| Relinquished By: | Date/Time | Received By: | Date/Time: |
|---|---|---|---|
| Josh Montego (AHL) | 5-17-22 13:10 | Josh Montego | 5-17-22 13:10 |
| Katherine Green | 5/18/22 0300 | Katherine Green | 5/17/22 0300 |
| | | | 5/18/22 0300 |

Form No: 101-02 Rev: (25-Sep-15)

# ANALYTICAL REPORT

| | |
|---|---|
| Lab Number: | L2224930 |
| Client: | Soils Engineering Services, Inc.<br>12A Maple Avenue<br>Pine Brook, NJ 07058 |
| ATTN: | Monica Norton |
| Phone: | (973) 808-9050 |
| Project Name: | 140-154 NORTH MAIN STREET |
| Project Number: | 12166:2A |
| Report Date: | 06/02/22 |



Certifications & Approvals: MA (M-MA086), NH NELAP (2064), CT (PH-0574), IL (200077), ME (MA00086), MD (348), NJ (MA935), NY (11148), NC (25700/666), PA (68-03671), RI (LAO00065), TX (T104704476), VT (VT-0935), VA (460195), USDA (Permit #P330-17-00196).

Eight Walkup Drive, Westborough, MA 01581-1019
508-898-9220 (Fax) 508-898-9193 800-624-9220 - www.alphalab.com

**Project Name:** 140-154 NORTH MAIN STREET
**Project Number:** 12166:2A

**Lab Number:** L2224930
**Report Date:** 06/02/22

| Alpha Sample ID | Client ID | Matrix | Sample Location | Collection Date/Time | Receive Date |
|---|---|---|---|---|---|
| L2224930-01 | SB-101 (2.5-3) | SOIL | PORT CHESTER, NY | 05/11/22 10:10 | 05/11/22 |
| L2224930-02 | SB-102 (5.5-6) | SOIL | PORT CHESTER, NY | 05/11/22 10:20 | 05/11/22 |
| L2224930-03 | SB-103 (2.5-3) | SOIL | PORT CHESTER, NY | 05/11/22 10:45 | 05/11/22 |
| L2224930-04 | SB-104 (2-2.5) | SOIL | PORT CHESTER, NY | 05/11/22 11:10 | 05/11/22 |
| L2224930-05 | SB-105 (2.5-3) | SOIL | PORT CHESTER, NY | 05/11/22 11:20 | 05/11/22 |
| L2224930-06 | SB-106 (8.5-9) | SOIL | PORT CHESTER, NY | 05/11/22 11:30 | 05/11/22 |
| L2224930-07 | SB-107 (8-8.5) | SOIL | PORT CHESTER, NY | 05/11/22 12:00 | 05/11/22 |
| L2224930-08 | SB-108 (1.5-2) | SOIL | PORT CHESTER, NY | 05/11/22 12:30 | 05/11/22 |
| L2224930-09 | SB-109 (2-2.5) | SOIL | PORT CHESTER, NY | 05/11/22 12:40 | 05/11/22 |

| | | | |
|---|---|---|---|
| **Project Name:** | 140-154 NORTH MAIN STREET | **Lab Number:** | L2224930 |
| **Project Number:** | 12166:2A | **Report Date:** | 06/02/22 |

## Case Narrative

The samples were received in accordance with the Chain of Custody and no significant deviations were encountered during the preparation or analysis unless otherwise noted. Sample Receipt, Container Information, and the Chain of Custody are located at the back of the report.

Results contained within this report relate only to the samples submitted under this Alpha Lab Number and meet NELAP requirements for all NELAP accredited parameters unless otherwise noted in the following narrative. The data presented in this report is organized by parameter (i.e. VOC, SVOC, etc.). Sample specific Quality Control data (i.e. Surrogate Spike Recovery) is reported at the end of the target analyte list for each individual sample, followed by the Laboratory Batch Quality Control at the end of each parameter. Tentatively Identified Compounds (TICs), if requested, are reported for compounds identified to be present and are not part of the method/program Target Compound List, even if only a subset of the TCL are being reported. If a sample was re-analyzed or re-extracted due to a required quality control corrective action and if both sets of data are reported, the Laboratory ID of the re-analysis or re-extraction is designated with an "R" or "RE", respectively.

When multiple Batch Quality Control elements are reported (e.g. more than one LCS), the associated samples for each element are noted in the grey shaded header line of each data table. Any Laboratory Batch, Sample Specific % recovery or RPD value that is outside the listed Acceptance Criteria is bolded in the report. In reference to questions H (CAM) or 4 (RCP) when "NO" is checked, the performance criteria for CAM and RCP methods allow for some quality control failures to occur and still be within method compliance. In these instances, the specific failure is not narrated but noted in the associated QC Outlier Summary Report, located directly after the Case Narrative. QC information is also incorporated in the Data Usability Assessment table (Format 11) of our Data Merger tool, where it can be reviewed in conjunction with the sample result, associated regulatory criteria and any associated data usability implications.

Soil/sediments, solids and tissues are reported on a dry weight basis unless otherwise noted. Definitions of all data qualifiers and acronyms used in this report are provided in the Glossary located at the back of the report.

HOLD POLICY - For samples submitted on hold, Alpha's policy is to hold samples (with the exception of Air canisters) free of charge for 21 calendar days from the date the project is completed. After 21 calendar days, we will dispose of all samples submitted including those put on hold unless you have contacted your Alpha Project Manager and made arrangements for Alpha to continue to hold the samples. Air canisters will be disposed after 3 business days from the date the project is completed.

Please contact Project Management at 800-624-9220 with any questions.

| | | | |
|---|---|---|---|
| **Project Name:** | 140-154 NORTH MAIN STREET | **Lab Number:** | L2224930 |
| **Project Number:** | 12166:2A | **Report Date:** | 06/02/22 |

**Case Narrative (continued)**

Report Submission

June 02, 2022: This final report includes the results of all requested analyses.

May 25, 2022: This is a preliminary report.

All non-detect (ND) or estimated concentrations (J-qualified) have been quantitated to the limit noted in the MDL column.

Sample Receipt

The project name was specified by the client.

Volatile Organics

L2224930-01: The internal standard (IS) response for 1,4-dichlorobenzene-d4 (42%) was below the acceptance criteria; however, re-analysis achieved the following results: 1,4-dichlorobenzene-d4 (31%). The results of both analyses are reported; however, since the IS response was below method criteria (but not <20% of applicable calibration standard area counts), all associated compounds are considered to have a potentially high bias.

Semivolatile Organics

L2224930-04D and -05D: The sample has elevated detection limits due to the dilution required by the sample matrix.

Total Metals

L2224930-01 through -09: The sample has elevated detection limits for all elements, with the exception of mercury, due to the dilution required by matrix interferences encountered during analysis.

The WG1644435-1 Method Blank, associated with L2224930-01 through -09, has a concentration above the reporting limit for iron. Since the associated sample concentrations are either greater than 10x the blank concentration or non-detect to the RL for this target analyte, no corrective action is required. Any results

| | | | |
|---|---|---|---|
| **Project Name:** | 140-154 NORTH MAIN STREET | **Lab Number:** | L2224930 |
| **Project Number:** | 12166:2A | **Report Date:** | 06/02/22 |

**Case Narrative (continued)**

detected below the reporting limit are qualified with a "B".

I, the undersigned, attest under the pains and penalties of perjury that, to the best of my knowledge and belief and based upon my personal inquiry of those responsible for providing the information contained in this analytical report, such information is accurate and complete. This certificate of analysis is not complete unless this page accompanies any and all pages of this report.

Authorized Signature: Michelle M. Morris

Title: Technical Director/Representative

Date: 06/02/22

# ORGANICS

# VOLATILES

**Project Name:** 140-154 NORTH MAIN STREET **Lab Number:** L2224930

**Project Number:** 12166:2A **Report Date:** 06/02/22

## SAMPLE RESULTS

Lab ID: L2224930-01
Client ID: SB-101 (2.5-3)
Sample Location: PORT CHESTER, NY

Date Collected: 05/11/22 10:10
Date Received: 05/11/22
Field Prep: Not Specified

Sample Depth:
Matrix: Soil
Analytical Method: 1,8260C
Analytical Date: 05/17/22 22:57
Analyst: JC
Percent Solids: 80%

| Parameter | Result | Qualifier | Units | RL | MDL | Dilution Factor |
|---|---|---|---|---|---|---|
| **Volatile Organics by EPA 5035 Low - Westborough Lab** | | | | | | |
| Methylene chloride | ND | | ug/kg | 6.8 | 3.1 | 1 |
| 1,1-Dichloroethane | ND | | ug/kg | 1.4 | 0.20 | 1 |
| Chloroform | ND | | ug/kg | 2.0 | 0.19 | 1 |
| Carbon tetrachloride | ND | | ug/kg | 1.4 | 0.31 | 1 |
| 1,2-Dichloropropane | ND | | ug/kg | 1.4 | 0.17 | 1 |
| Dibromochloromethane | ND | | ug/kg | 1.4 | 0.19 | 1 |
| 1,1,2-Trichloroethane | ND | | ug/kg | 1.4 | 0.36 | 1 |
| Tetrachloroethene | ND | | ug/kg | 0.68 | 0.26 | 1 |
| Chlorobenzene | ND | | ug/kg | 0.68 | 0.17 | 1 |
| Trichlorofluoromethane | ND | | ug/kg | 5.4 | 0.94 | 1 |
| 1,2-Dichloroethane | ND | | ug/kg | 1.4 | 0.35 | 1 |
| 1,1,1-Trichloroethane | ND | | ug/kg | 0.68 | 0.23 | 1 |
| Bromodichloromethane | ND | | ug/kg | 0.68 | 0.15 | 1 |
| trans-1,3-Dichloropropene | ND | | ug/kg | 1.4 | 0.37 | 1 |
| cis-1,3-Dichloropropene | ND | | ug/kg | 0.68 | 0.21 | 1 |
| 1,3-Dichloropropene, Total | ND | | ug/kg | 0.68 | 0.21 | 1 |
| 1,1-Dichloropropene | ND | | ug/kg | 0.68 | 0.22 | 1 |
| Bromoform | ND | | ug/kg | 5.4 | 0.33 | 1 |
| 1,1,2,2-Tetrachloroethane | ND | | ug/kg | 0.68 | 0.22 | 1 |
| Benzene | ND | | ug/kg | 0.68 | 0.22 | 1 |
| Toluene | ND | | ug/kg | 1.4 | 0.74 | 1 |
| Ethylbenzene | ND | | ug/kg | 1.4 | 0.19 | 1 |
| Chloromethane | ND | | ug/kg | 5.4 | 1.3 | 1 |
| Bromomethane | ND | | ug/kg | 2.7 | 0.79 | 1 |
| Vinyl chloride | ND | | ug/kg | 1.4 | 0.45 | 1 |
| Chloroethane | ND | | ug/kg | 2.7 | 0.61 | 1 |
| 1,1-Dichloroethene | ND | | ug/kg | 1.4 | 0.32 | 1 |
| trans-1,2-Dichloroethene | ND | | ug/kg | 2.0 | 0.18 | 1 |

**Project Name:** 140-154 NORTH MAIN STREET **Lab Number:** L2224930

**Project Number:** 12166:2A **Report Date:** 06/02/22

## SAMPLE RESULTS

Lab ID: L2224930-01 Date Collected: 05/11/22 10:10

Client ID: SB-101 (2.5-3) Date Received: 05/11/22

Sample Location: PORT CHESTER, NY Field Prep: Not Specified

Sample Depth:

| Parameter | Result | Qualifier | Units | RL | MDL | Dilution Factor |
|---|---|---|---|---|---|---|
| Volatile Organics by EPA 5035 Low - Westborough Lab | | | | | | |
| Trichloroethene | ND | | ug/kg | 0.68 | 0.18 | 1 |
| 1,2-Dichlorobenzene | ND | | ug/kg | 2.7 | 0.20 | 1 |
| 1,3-Dichlorobenzene | ND | | ug/kg | 2.7 | 0.20 | 1 |
| 1,4-Dichlorobenzene | ND | | ug/kg | 2.7 | 0.23 | 1 |
| Methyl tert butyl ether | ND | | ug/kg | 2.7 | 0.27 | 1 |
| p/m-Xylene | ND | | ug/kg | 2.7 | 0.76 | 1 |
| o-Xylene | ND | | ug/kg | 1.4 | 0.39 | 1 |
| Xylenes, Total | ND | | ug/kg | 1.4 | 0.39 | 1 |
| cis-1,2-Dichloroethene | ND | | ug/kg | 1.4 | 0.24 | 1 |
| 1,2-Dichloroethene, Total | ND | | ug/kg | 1.4 | 0.18 | 1 |
| Dibromomethane | ND | | ug/kg | 2.7 | 0.32 | 1 |
| Styrene | ND | | ug/kg | 1.4 | 0.26 | 1 |
| Dichlorodifluoromethane | ND | | ug/kg | 14 | 1.2 | 1 |
| Acetone | ND | | ug/kg | 14 | 6.5 | 1 |
| Carbon disulfide | ND | | ug/kg | 14 | 6.2 | 1 |
| 2-Butanone | ND | | ug/kg | 14 | 3.0 | 1 |
| Vinyl acetate | ND | | ug/kg | 14 | 2.9 | 1 |
| 4-Methyl-2-pentanone | ND | | ug/kg | 14 | 1.7 | 1 |
| 1,2,3-Trichloropropane | ND | | ug/kg | 2.7 | 0.17 | 1 |
| 2-Hexanone | ND | | ug/kg | 14 | 1.6 | 1 |
| Bromochloromethane | ND | | ug/kg | 2.7 | 0.28 | 1 |
| 2,2-Dichloropropane | ND | | ug/kg | 2.7 | 0.27 | 1 |
| 1,2-Dibromoethane | ND | | ug/kg | 1.4 | 0.38 | 1 |
| 1,3-Dichloropropane | ND | | ug/kg | 2.7 | 0.23 | 1 |
| 1,1,1,2-Tetrachloroethane | ND | | ug/kg | 0.68 | 0.18 | 1 |
| Bromobenzene | ND | | ug/kg | 2.7 | 0.20 | 1 |
| n-Butylbenzene | ND | | ug/kg | 1.4 | 0.23 | 1 |
| sec-Butylbenzene | ND | | ug/kg | 1.4 | 0.20 | 1 |
| tert-Butylbenzene | ND | | ug/kg | 2.7 | 0.16 | 1 |
| o-Chlorotoluene | ND | | ug/kg | 2.7 | 0.26 | 1 |
| p-Chlorotoluene | ND | | ug/kg | 2.7 | 0.15 | 1 |
| 1,2-Dibromo-3-chloropropane | ND | | ug/kg | 4.1 | 1.4 | 1 |
| Hexachlorobutadiene | ND | | ug/kg | 5.4 | 0.23 | 1 |
| Isopropylbenzene | ND | | ug/kg | 1.4 | 0.15 | 1 |
| p-Isopropyltoluene | ND | | ug/kg | 1.4 | 0.15 | 1 |
| Naphthalene | ND | | ug/kg | 5.4 | 0.88 | 1 |
| Acrylonitrile | ND | | ug/kg | 5.4 | 1.6 | 1 |

**Project Name:** 140-154 NORTH MAIN STREET **Lab Number:** L2224930

**Project Number:** 12166:2A **Report Date:** 06/02/22

## SAMPLE RESULTS

Lab ID: L2224930-01 Date Collected: 05/11/22 10:10

Client ID: SB-101 (2.5-3) Date Received: 05/11/22

Sample Location: PORT CHESTER, NY Field Prep: Not Specified

Sample Depth:

| Parameter | Result | Qualifier | Units | RL | MDL | Dilution Factor |
|---|---|---|---|---|---|---|
| **Volatile Organics by EPA 5035 Low - Westborough Lab** | | | | | | |
| n-Propylbenzene | ND | | ug/kg | 1.4 | 0.23 | 1 |
| 1,2,3-Trichlorobenzene | ND | | ug/kg | 2.7 | 0.44 | 1 |
| 1,2,4-Trichlorobenzene | ND | | ug/kg | 2.7 | 0.37 | 1 |
| 1,3,5-Trimethylbenzene | ND | | ug/kg | 2.7 | 0.26 | 1 |
| 1,2,4-Trimethylbenzene | ND | | ug/kg | 2.7 | 0.45 | 1 |
| 1,4-Dioxane | ND | | ug/kg | 110 | 48. | 1 |
| p-Diethylbenzene | ND | | ug/kg | 2.7 | 0.24 | 1 |
| p-Ethyltoluene | ND | | ug/kg | 2.7 | 0.52 | 1 |
| 1,2,4,5-Tetramethylbenzene | ND | | ug/kg | 2.7 | 0.26 | 1 |
| Ethyl ether | ND | | ug/kg | 2.7 | 0.46 | 1 |
| trans-1,4-Dichloro-2-butene | ND | | ug/kg | 6.8 | 1.9 | 1 |

Tentatively Identified Compounds

| | | | |
|---|---|---|---|
| No Tentatively Identified Compounds | ND | ug/kg | 1 |

| Surrogate | % Recovery | Qualifier | Acceptance Criteria |
|---|---|---|---|
| 1,2-Dichloroethane-d4 | 111 | | 70-130 |
| Toluene-d8 | 116 | | 70-130 |
| 4-Bromofluorobenzene | 118 | | 70-130 |
| Dibromofluoromethane | 98 | | 70-130 |

**Project Name:** 140-154 NORTH MAIN STREET **Lab Number:** L2224930

**Project Number:** 12166:2A **Report Date:** 06/02/22

## SAMPLE RESULTS

Lab ID: L2224930-01 R
Client ID: SB-101 (2.5-3)
Sample Location: PORT CHESTER, NY

Date Collected: 05/11/22 10:10
Date Received: 05/11/22
Field Prep: Not Specified

Sample Depth:
Matrix: Soil
Analytical Method: 1,8260C
Analytical Date: 05/18/22 15:11
Analyst: JC
Percent Solids: 80%

| Parameter | Result | Qualifier | Units | RL | MDL | Dilution Factor |
|---|---|---|---|---|---|---|
| **Volatile Organics by EPA 5035 Low - Westborough Lab** | | | | | | |
| Methylene chloride | ND | | ug/kg | 6.3 | 2.9 | 1 |
| 1,1-Dichloroethane | ND | | ug/kg | 1.2 | 0.18 | 1 |
| Chloroform | ND | | ug/kg | 1.9 | 0.18 | 1 |
| Carbon tetrachloride | ND | | ug/kg | 1.2 | 0.29 | 1 |
| 1,2-Dichloropropane | ND | | ug/kg | 1.2 | 0.16 | 1 |
| Dibromochloromethane | ND | | ug/kg | 1.2 | 0.18 | 1 |
| 1,1,2-Trichloroethane | ND | | ug/kg | 1.2 | 0.33 | 1 |
| Tetrachloroethene | ND | | ug/kg | 0.63 | 0.24 | 1 |
| Chlorobenzene | ND | | ug/kg | 0.63 | 0.16 | 1 |
| Trichlorofluoromethane | ND | | ug/kg | 5.0 | 0.87 | 1 |
| 1,2-Dichloroethane | ND | | ug/kg | 1.2 | 0.32 | 1 |
| 1,1,1-Trichloroethane | ND | | ug/kg | 0.63 | 0.21 | 1 |
| Bromodichloromethane | ND | | ug/kg | 0.63 | 0.14 | 1 |
| trans-1,3-Dichloropropene | ND | | ug/kg | 1.2 | 0.34 | 1 |
| cis-1,3-Dichloropropene | ND | | ug/kg | 0.63 | 0.20 | 1 |
| 1,3-Dichloropropene, Total | ND | | ug/kg | 0.63 | 0.20 | 1 |
| 1,1-Dichloropropene | ND | | ug/kg | 0.63 | 0.20 | 1 |
| Bromoform | ND | | ug/kg | 5.0 | 0.31 | 1 |
| 1,1,2,2-Tetrachloroethane | ND | | ug/kg | 0.63 | 0.21 | 1 |
| Benzene | ND | | ug/kg | 0.63 | 0.21 | 1 |
| Toluene | ND | | ug/kg | 1.2 | 0.68 | 1 |
| Ethylbenzene | ND | | ug/kg | 1.2 | 0.18 | 1 |
| Chloromethane | ND | | ug/kg | 5.0 | 1.2 | 1 |
| Bromomethane | ND | | ug/kg | 2.5 | 0.73 | 1 |
| Vinyl chloride | ND | | ug/kg | 1.2 | 0.42 | 1 |
| Chloroethane | ND | | ug/kg | 2.5 | 0.57 | 1 |
| 1,1-Dichloroethene | ND | | ug/kg | 1.2 | 0.30 | 1 |
| trans-1,2-Dichloroethene | ND | | ug/kg | 1.9 | 0.17 | 1 |

**Project Name:** 140-154 NORTH MAIN STREET **Lab Number:** L2224930

**Project Number:** 12166:2A **Report Date:** 06/02/22

## SAMPLE RESULTS

Lab ID: L2224930-01 R Date Collected: 05/11/22 10:10

Client ID: SB-101 (2.5-3) Date Received: 05/11/22

Sample Location: PORT CHESTER, NY Field Prep: Not Specified

Sample Depth:

| Parameter | Result | Qualifier | Units | RL | MDL | Dilution Factor |
|---|---|---|---|---|---|---|
| **Volatile Organics by EPA 5035 Low - Westborough Lab** | | | | | | |
| Trichloroethene | ND | | ug/kg | 0.63 | 0.17 | 1 |
| 1,2-Dichlorobenzene | ND | | ug/kg | 2.5 | 0.18 | 1 |
| 1,3-Dichlorobenzene | ND | | ug/kg | 2.5 | 0.18 | 1 |
| 1,4-Dichlorobenzene | ND | | ug/kg | 2.5 | 0.21 | 1 |
| Methyl tert butyl ether | ND | | ug/kg | 2.5 | 0.25 | 1 |
| p/m-Xylene | ND | | ug/kg | 2.5 | 0.70 | 1 |
| o-Xylene | ND | | ug/kg | 1.2 | 0.36 | 1 |
| Xylenes, Total | ND | | ug/kg | 1.2 | 0.36 | 1 |
| cis-1,2-Dichloroethene | ND | | ug/kg | 1.2 | 0.22 | 1 |
| 1,2-Dichloroethene, Total | ND | | ug/kg | 1.2 | 0.17 | 1 |
| Dibromomethane | ND | | ug/kg | 2.5 | 0.30 | 1 |
| Styrene | ND | | ug/kg | 1.2 | 0.24 | 1 |
| Dichlorodifluoromethane | ND | | ug/kg | 12 | 1.1 | 1 |
| Acetone | ND | | ug/kg | 12 | 6.0 | 1 |
| Carbon disulfide | ND | | ug/kg | 12 | 5.7 | 1 |
| 2-Butanone | ND | | ug/kg | 12 | 2.8 | 1 |
| Vinyl acetate | ND | | ug/kg | 12 | 2.7 | 1 |
| 4-Methyl-2-pentanone | ND | | ug/kg | 12 | 1.6 | 1 |
| 1,2,3-Trichloropropane | ND | | ug/kg | 2.5 | 0.16 | 1 |
| 2-Hexanone | ND | | ug/kg | 12 | 1.5 | 1 |
| Bromochloromethane | ND | | ug/kg | 2.5 | 0.26 | 1 |
| 2,2-Dichloropropane | ND | | ug/kg | 2.5 | 0.25 | 1 |
| 1,2-Dibromoethane | ND | | ug/kg | 1.2 | 0.35 | 1 |
| 1,3-Dichloropropane | ND | | ug/kg | 2.5 | 0.21 | 1 |
| 1,1,1,2-Tetrachloroethane | ND | | ug/kg | 0.63 | 0.16 | 1 |
| Bromobenzene | ND | | ug/kg | 2.5 | 0.18 | 1 |
| n-Butylbenzene | ND | | ug/kg | 1.2 | 0.21 | 1 |
| sec-Butylbenzene | ND | | ug/kg | 1.2 | 0.18 | 1 |
| tert-Butylbenzene | ND | | ug/kg | 2.5 | 0.15 | 1 |
| o-Chlorotoluene | ND | | ug/kg | 2.5 | 0.24 | 1 |
| p-Chlorotoluene | ND | | ug/kg | 2.5 | 0.14 | 1 |
| 1,2-Dibromo-3-chloropropane | ND | | ug/kg | 3.8 | 1.2 | 1 |
| Hexachlorobutadiene | ND | | ug/kg | 5.0 | 0.21 | 1 |
| Isopropylbenzene | ND | | ug/kg | 1.2 | 0.14 | 1 |
| p-Isopropyltoluene | ND | | ug/kg | 1.2 | 0.14 | 1 |
| Naphthalene | ND | | ug/kg | 5.0 | 0.81 | 1 |
| Acrylonitrile | ND | | ug/kg | 5.0 | 1.4 | 1 |

**Project Name:** 140-154 NORTH MAIN STREET **Lab Number:** L2224930

**Project Number:** 12166:2A **Report Date:** 06/02/22

## SAMPLE RESULTS

Lab ID: L2224930-01 R Date Collected: 05/11/22 10:10

Client ID: SB-101 (2.5-3) Date Received: 05/11/22

Sample Location: PORT CHESTER, NY Field Prep: Not Specified

Sample Depth:

| Parameter | Result | Qualifier | Units | RL | MDL | Dilution Factor |
|---|---|---|---|---|---|---|
| **Volatile Organics by EPA 5035 Low - Westborough Lab** | | | | | | |
| n-Propylbenzene | ND | | ug/kg | 1.2 | 0.21 | 1 |
| 1,2,3-Trichlorobenzene | ND | | ug/kg | 2.5 | 0.40 | 1 |
| 1,2,4-Trichlorobenzene | ND | | ug/kg | 2.5 | 0.34 | 1 |
| 1,3,5-Trimethylbenzene | ND | | ug/kg | 2.5 | 0.24 | 1 |
| 1,2,4-Trimethylbenzene | ND | | ug/kg | 2.5 | 0.42 | 1 |
| 1,4-Dioxane | ND | | ug/kg | 100 | 44. | 1 |
| p-Diethylbenzene | ND | | ug/kg | 2.5 | 0.22 | 1 |
| p-Ethyltoluene | ND | | ug/kg | 2.5 | 0.48 | 1 |
| 1,2,4,5-Tetramethylbenzene | ND | | ug/kg | 2.5 | 0.24 | 1 |
| Ethyl ether | ND | | ug/kg | 2.5 | 0.43 | 1 |
| trans-1,4-Dichloro-2-butene | ND | | ug/kg | 6.3 | 1.8 | 1 |

Tentatively Identified Compounds

| | | | | |
|---|---|---|---|---|
| Total TIC Compounds | 5.60 | J | ug/kg | 1 |
| Cyclotrisiloxane, Hexamethyl- | 5.60 | NJ | ug/kg | 1 |

| Surrogate | % Recovery | Qualifier | Acceptance Criteria |
|---|---|---|---|
| 1,2-Dichloroethane-d4 | 110 | | 70-130 |
| Toluene-d8 | 126 | | 70-130 |
| 4-Bromofluorobenzene | 130 | | 70-130 |
| Dibromofluoromethane | 107 | | 70-130 |

**Project Name:** 140-154 NORTH MAIN STREET **Lab Number:** L2224930

**Project Number:** 12166:2A **Report Date:** 06/02/22

## SAMPLE RESULTS

Lab ID: L2224930-02
Client ID: SB-102 (5.5-6)
Sample Location: PORT CHESTER, NY

Date Collected: 05/11/22 10:20
Date Received: 05/11/22
Field Prep: Not Specified

Sample Depth:
Matrix: Soil
Analytical Method: 1,8260C
Analytical Date: 05/17/22 23:22
Analyst: JC
Percent Solids: 95%

| Parameter | Result | Qualifier | Units | RL | MDL | Dilution Factor |
|---|---|---|---|---|---|---|
| **Volatile Organics by EPA 5035 Low - Westborough Lab** | | | | | | |
| Methylene chloride | ND | | ug/kg | 5.6 | 2.6 | 1 |
| 1,1-Dichloroethane | ND | | ug/kg | 1.1 | 0.16 | 1 |
| Chloroform | ND | | ug/kg | 1.7 | 0.16 | 1 |
| Carbon tetrachloride | ND | | ug/kg | 1.1 | 0.26 | 1 |
| 1,2-Dichloropropane | ND | | ug/kg | 1.1 | 0.14 | 1 |
| Dibromochloromethane | ND | | ug/kg | 1.1 | 0.16 | 1 |
| 1,1,2-Trichloroethane | ND | | ug/kg | 1.1 | 0.30 | 1 |
| Tetrachloroethene | ND | | ug/kg | 0.56 | 0.22 | 1 |
| Chlorobenzene | ND | | ug/kg | 0.56 | 0.14 | 1 |
| Trichlorofluoromethane | ND | | ug/kg | 4.5 | 0.78 | 1 |
| 1,2-Dichloroethane | ND | | ug/kg | 1.1 | 0.29 | 1 |
| 1,1,1-Trichloroethane | ND | | ug/kg | 0.56 | 0.19 | 1 |
| Bromodichloromethane | ND | | ug/kg | 0.56 | 0.12 | 1 |
| trans-1,3-Dichloropropene | ND | | ug/kg | 1.1 | 0.31 | 1 |
| cis-1,3-Dichloropropene | ND | | ug/kg | 0.56 | 0.18 | 1 |
| 1,3-Dichloropropene, Total | ND | | ug/kg | 0.56 | 0.18 | 1 |
| 1,1-Dichloropropene | ND | | ug/kg | 0.56 | 0.18 | 1 |
| Bromoform | ND | | ug/kg | 4.5 | 0.28 | 1 |
| 1,1,2,2-Tetrachloroethane | ND | | ug/kg | 0.56 | 0.19 | 1 |
| Benzene | ND | | ug/kg | 0.56 | 0.19 | 1 |
| Toluene | ND | | ug/kg | 1.1 | 0.61 | 1 |
| Ethylbenzene | ND | | ug/kg | 1.1 | 0.16 | 1 |
| Chloromethane | ND | | ug/kg | 4.5 | 1.0 | 1 |
| Bromomethane | ND | | ug/kg | 2.2 | 0.65 | 1 |
| Vinyl chloride | ND | | ug/kg | 1.1 | 0.38 | 1 |
| Chloroethane | ND | | ug/kg | 2.2 | 0.51 | 1 |
| 1,1-Dichloroethene | ND | | ug/kg | 1.1 | 0.27 | 1 |
| trans-1,2-Dichloroethene | ND | | ug/kg | 1.7 | 0.15 | 1 |

**Project Name:** 140-154 NORTH MAIN STREET **Lab Number:** L2224930

**Project Number:** 12166:2A **Report Date:** 06/02/22

## SAMPLE RESULTS

Lab ID: L2224930-02 Date Collected: 05/11/22 10:20

Client ID: SB-102 (5.5-6) Date Received: 05/11/22

Sample Location: PORT CHESTER, NY Field Prep: Not Specified

Sample Depth:

| Parameter | Result | Qualifier | Units | RL | MDL | Dilution Factor |
|---|---|---|---|---|---|---|
| Volatile Organics by EPA 5035 Low - Westborough Lab | | | | | | |
| Trichloroethene | ND | | ug/kg | 0.56 | 0.15 | 1 |
| 1,2-Dichlorobenzene | ND | | ug/kg | 2.2 | 0.16 | 1 |
| 1,3-Dichlorobenzene | ND | | ug/kg | 2.2 | 0.17 | 1 |
| 1,4-Dichlorobenzene | ND | | ug/kg | 2.2 | 0.19 | 1 |
| Methyl tert butyl ether | ND | | ug/kg | 2.2 | 0.22 | 1 |
| p/m-Xylene | ND | | ug/kg | 2.2 | 0.63 | 1 |
| o-Xylene | ND | | ug/kg | 1.1 | 0.33 | 1 |
| Xylenes, Total | ND | | ug/kg | 1.1 | 0.33 | 1 |
| cis-1,2-Dichloroethene | ND | | ug/kg | 1.1 | 0.20 | 1 |
| 1,2-Dichloroethene, Total | ND | | ug/kg | 1.1 | 0.15 | 1 |
| Dibromomethane | ND | | ug/kg | 2.2 | 0.27 | 1 |
| Styrene | ND | | ug/kg | 1.1 | 0.22 | 1 |
| Dichlorodifluoromethane | ND | | ug/kg | 11 | 1.0 | 1 |
| Acetone | ND | | ug/kg | 11 | 5.4 | 1 |
| Carbon disulfide | ND | | ug/kg | 11 | 5.1 | 1 |
| 2-Butanone | ND | | ug/kg | 11 | 2.5 | 1 |
| Vinyl acetate | ND | | ug/kg | 11 | 2.4 | 1 |
| 4-Methyl-2-pentanone | ND | | ug/kg | 11 | 1.4 | 1 |
| 1,2,3-Trichloropropane | ND | | ug/kg | 2.2 | 0.14 | 1 |
| 2-Hexanone | ND | | ug/kg | 11 | 1.3 | 1 |
| Bromochloromethane | ND | | ug/kg | 2.2 | 0.23 | 1 |
| 2,2-Dichloropropane | ND | | ug/kg | 2.2 | 0.23 | 1 |
| 1,2-Dibromoethane | ND | | ug/kg | 1.1 | 0.31 | 1 |
| 1,3-Dichloropropane | ND | | ug/kg | 2.2 | 0.19 | 1 |
| 1,1,1,2-Tetrachloroethane | ND | | ug/kg | 0.56 | 0.15 | 1 |
| Bromobenzene | ND | | ug/kg | 2.2 | 0.16 | 1 |
| n-Butylbenzene | ND | | ug/kg | 1.1 | 0.19 | 1 |
| sec-Butylbenzene | ND | | ug/kg | 1.1 | 0.16 | 1 |
| tert-Butylbenzene | ND | | ug/kg | 2.2 | 0.13 | 1 |
| o-Chlorotoluene | ND | | ug/kg | 2.2 | 0.21 | 1 |
| p-Chlorotoluene | ND | | ug/kg | 2.2 | 0.12 | 1 |
| 1,2-Dibromo-3-chloropropane | ND | | ug/kg | 3.4 | 1.1 | 1 |
| Hexachlorobutadiene | ND | | ug/kg | 4.5 | 0.19 | 1 |
| Isopropylbenzene | ND | | ug/kg | 1.1 | 0.12 | 1 |
| p-Isopropyltoluene | ND | | ug/kg | 1.1 | 0.12 | 1 |
| Naphthalene | ND | | ug/kg | 4.5 | 0.73 | 1 |
| Acrylonitrile | ND | | ug/kg | 4.5 | 1.3 | 1 |

**Project Name:** 140-154 NORTH MAIN STREET **Lab Number:** L2224930

**Project Number:** 12166:2A **Report Date:** 06/02/22

## SAMPLE RESULTS

Lab ID: L2224930-02 Date Collected: 05/11/22 10:20

Client ID: SB-102 (5.5-6) Date Received: 05/11/22

Sample Location: PORT CHESTER, NY Field Prep: Not Specified

Sample Depth:

| Parameter | Result | Qualifier | Units | RL | MDL | Dilution Factor |
|---|---|---|---|---|---|---|
| **Volatile Organics by EPA 5035 Low - Westborough Lab** | | | | | | |
| n-Propylbenzene | ND | | ug/kg | 1.1 | 0.19 | 1 |
| 1,2,3-Trichlorobenzene | ND | | ug/kg | 2.2 | 0.36 | 1 |
| 1,2,4-Trichlorobenzene | ND | | ug/kg | 2.2 | 0.30 | 1 |
| 1,3,5-Trimethylbenzene | ND | | ug/kg | 2.2 | 0.22 | 1 |
| 1,2,4-Trimethylbenzene | ND | | ug/kg | 2.2 | 0.37 | 1 |
| 1,4-Dioxane | ND | | ug/kg | 90 | 39. | 1 |
| p-Diethylbenzene | ND | | ug/kg | 2.2 | 0.20 | 1 |
| p-Ethyltoluene | ND | | ug/kg | 2.2 | 0.43 | 1 |
| 1,2,4,5-Tetramethylbenzene | ND | | ug/kg | 2.2 | 0.21 | 1 |
| Ethyl ether | ND | | ug/kg | 2.2 | 0.38 | 1 |
| trans-1,4-Dichloro-2-butene | ND | | ug/kg | 5.6 | 1.6 | 1 |

Tentatively Identified Compounds

| | | | |
|---|---|---|---|
| No Tentatively Identified Compounds | ND | ug/kg | 1 |

| Surrogate | % Recovery | Qualifier | Acceptance Criteria |
|---|---|---|---|
| 1,2-Dichloroethane-d4 | 109 | | 70-130 |
| Toluene-d8 | 107 | | 70-130 |
| 4-Bromofluorobenzene | 103 | | 70-130 |
| Dibromofluoromethane | 96 | | 70-130 |

**Project Name:** 140-154 NORTH MAIN STREET **Lab Number:** L2224930

**Project Number:** 12166:2A **Report Date:** 06/02/22

## SAMPLE RESULTS

Lab ID: L2224930-06
Client ID: SB-106 (8.5-9)
Sample Location: PORT CHESTER, NY

Date Collected: 05/11/22 11:30
Date Received: 05/11/22
Field Prep: Not Specified

Sample Depth:
Matrix: Soil
Analytical Method: 1,8260C
Analytical Date: 05/17/22 23:47
Analyst: JC
Percent Solids: 80%

| Parameter | Result | Qualifier | Units | RL | MDL | Dilution Factor |
|---|---|---|---|---|---|---|
| **Volatile Organics by EPA 5035 Low - Westborough Lab** | | | | | | |
| Methylene chloride | ND | | ug/kg | 5.6 | 2.6 | 1 |
| 1,1-Dichloroethane | ND | | ug/kg | 1.1 | 0.16 | 1 |
| Chloroform | ND | | ug/kg | 1.7 | 0.16 | 1 |
| Carbon tetrachloride | ND | | ug/kg | 1.1 | 0.26 | 1 |
| 1,2-Dichloropropane | ND | | ug/kg | 1.1 | 0.14 | 1 |
| Dibromochloromethane | ND | | ug/kg | 1.1 | 0.16 | 1 |
| 1,1,2-Trichloroethane | ND | | ug/kg | 1.1 | 0.30 | 1 |
| Tetrachloroethene | ND | | ug/kg | 0.56 | 0.22 | 1 |
| Chlorobenzene | ND | | ug/kg | 0.56 | 0.14 | 1 |
| Trichlorofluoromethane | ND | | ug/kg | 4.5 | 0.78 | 1 |
| 1,2-Dichloroethane | ND | | ug/kg | 1.1 | 0.29 | 1 |
| 1,1,1-Trichloroethane | ND | | ug/kg | 0.56 | 0.19 | 1 |
| Bromodichloromethane | ND | | ug/kg | 0.56 | 0.12 | 1 |
| trans-1,3-Dichloropropene | ND | | ug/kg | 1.1 | 0.31 | 1 |
| cis-1,3-Dichloropropene | ND | | ug/kg | 0.56 | 0.18 | 1 |
| 1,3-Dichloropropene, Total | ND | | ug/kg | 0.56 | 0.18 | 1 |
| 1,1-Dichloropropene | ND | | ug/kg | 0.56 | 0.18 | 1 |
| Bromoform | ND | | ug/kg | 4.5 | 0.28 | 1 |
| 1,1,2,2-Tetrachloroethane | ND | | ug/kg | 0.56 | 0.19 | 1 |
| Benzene | ND | | ug/kg | 0.56 | 0.19 | 1 |
| Toluene | ND | | ug/kg | 1.1 | 0.61 | 1 |
| Ethylbenzene | ND | | ug/kg | 1.1 | 0.16 | 1 |
| Chloromethane | ND | | ug/kg | 4.5 | 1.0 | 1 |
| Bromomethane | ND | | ug/kg | 2.2 | 0.65 | 1 |
| Vinyl chloride | ND | | ug/kg | 1.1 | 0.38 | 1 |
| Chloroethane | ND | | ug/kg | 2.2 | 0.51 | 1 |
| 1,1-Dichloroethene | ND | | ug/kg | 1.1 | 0.27 | 1 |
| trans-1,2-Dichloroethene | ND | | ug/kg | 1.7 | 0.15 | 1 |

**Project Name:** 140-154 NORTH MAIN STREET **Lab Number:** L2224930

**Project Number:** 12166:2A **Report Date:** 06/02/22

## SAMPLE RESULTS

Lab ID: L2224930-06 Date Collected: 05/11/22 11:30

Client ID: SB-106 (8.5-9) Date Received: 05/11/22

Sample Location: PORT CHESTER, NY Field Prep: Not Specified

Sample Depth:

| Parameter | Result | Qualifier | Units | RL | MDL | Dilution Factor |
|---|---|---|---|---|---|---|
| Volatile Organics by EPA 5035 Low - Westborough Lab | | | | | | |
| Trichloroethene | ND | | ug/kg | 0.56 | 0.15 | 1 |
| 1,2-Dichlorobenzene | ND | | ug/kg | 2.2 | 0.16 | 1 |
| 1,3-Dichlorobenzene | ND | | ug/kg | 2.2 | 0.17 | 1 |
| 1,4-Dichlorobenzene | ND | | ug/kg | 2.2 | 0.19 | 1 |
| Methyl tert butyl ether | ND | | ug/kg | 2.2 | 0.23 | 1 |
| p/m-Xylene | ND | | ug/kg | 2.2 | 0.63 | 1 |
| o-Xylene | ND | | ug/kg | 1.1 | 0.33 | 1 |
| Xylenes, Total | ND | | ug/kg | 1.1 | 0.33 | 1 |
| cis-1,2-Dichloroethene | ND | | ug/kg | 1.1 | 0.20 | 1 |
| 1,2-Dichloroethene, Total | ND | | ug/kg | 1.1 | 0.15 | 1 |
| Dibromomethane | ND | | ug/kg | 2.2 | 0.27 | 1 |
| Styrene | ND | | ug/kg | 1.1 | 0.22 | 1 |
| Dichlorodifluoromethane | ND | | ug/kg | 11 | 1.0 | 1 |
| Acetone | ND | | ug/kg | 11 | 5.4 | 1 |
| Carbon disulfide | ND | | ug/kg | 11 | 5.1 | 1 |
| 2-Butanone | ND | | ug/kg | 11 | 2.5 | 1 |
| Vinyl acetate | ND | | ug/kg | 11 | 2.4 | 1 |
| 4-Methyl-2-pentanone | ND | | ug/kg | 11 | 1.4 | 1 |
| 1,2,3-Trichloropropane | ND | | ug/kg | 2.2 | 0.14 | 1 |
| 2-Hexanone | ND | | ug/kg | 11 | 1.3 | 1 |
| Bromochloromethane | ND | | ug/kg | 2.2 | 0.23 | 1 |
| 2,2-Dichloropropane | ND | | ug/kg | 2.2 | 0.23 | 1 |
| 1,2-Dibromoethane | ND | | ug/kg | 1.1 | 0.31 | 1 |
| 1,3-Dichloropropane | ND | | ug/kg | 2.2 | 0.19 | 1 |
| 1,1,1,2-Tetrachloroethane | ND | | ug/kg | 0.56 | 0.15 | 1 |
| Bromobenzene | ND | | ug/kg | 2.2 | 0.16 | 1 |
| n-Butylbenzene | ND | | ug/kg | 1.1 | 0.19 | 1 |
| sec-Butylbenzene | ND | | ug/kg | 1.1 | 0.16 | 1 |
| tert-Butylbenzene | ND | | ug/kg | 2.2 | 0.13 | 1 |
| o-Chlorotoluene | ND | | ug/kg | 2.2 | 0.22 | 1 |
| p-Chlorotoluene | ND | | ug/kg | 2.2 | 0.12 | 1 |
| 1,2-Dibromo-3-chloropropane | ND | | ug/kg | 3.4 | 1.1 | 1 |
| Hexachlorobutadiene | ND | | ug/kg | 4.5 | 0.19 | 1 |
| Isopropylbenzene | ND | | ug/kg | 1.1 | 0.12 | 1 |
| p-Isopropyltoluene | ND | | ug/kg | 1.1 | 0.12 | 1 |
| Naphthalene | ND | | ug/kg | 4.5 | 0.73 | 1 |
| Acrylonitrile | ND | | ug/kg | 4.5 | 1.3 | 1 |

**Project Name:** 140-154 NORTH MAIN STREET **Lab Number:** L2224930

**Project Number:** 12166:2A **Report Date:** 06/02/22

## SAMPLE RESULTS

Lab ID: L2224930-06 Date Collected: 05/11/22 11:30

Client ID: SB-106 (8.5-9) Date Received: 05/11/22

Sample Location: PORT CHESTER, NY Field Prep: Not Specified

Sample Depth:

| Parameter | Result | Qualifier | Units | RL | MDL | Dilution Factor |
|---|---|---|---|---|---|---|
| **Volatile Organics by EPA 5035 Low - Westborough Lab** | | | | | | |
| n-Propylbenzene | ND | | ug/kg | 1.1 | 0.19 | 1 |
| 1,2,3-Trichlorobenzene | ND | | ug/kg | 2.2 | 0.36 | 1 |
| 1,2,4-Trichlorobenzene | ND | | ug/kg | 2.2 | 0.31 | 1 |
| 1,3,5-Trimethylbenzene | ND | | ug/kg | 2.2 | 0.22 | 1 |
| 1,2,4-Trimethylbenzene | ND | | ug/kg | 2.2 | 0.38 | 1 |
| 1,4-Dioxane | ND | | ug/kg | 90 | 40. | 1 |
| p-Diethylbenzene | ND | | ug/kg | 2.2 | 0.20 | 1 |
| p-Ethyltoluene | ND | | ug/kg | 2.2 | 0.43 | 1 |
| 1,2,4,5-Tetramethylbenzene | ND | | ug/kg | 2.2 | 0.22 | 1 |
| Ethyl ether | ND | | ug/kg | 2.2 | 0.38 | 1 |
| trans-1,4-Dichloro-2-butene | ND | | ug/kg | 5.6 | 1.6 | 1 |

Tentatively Identified Compounds

| | | | |
|---|---|---|---|
| No Tentatively Identified Compounds | ND | ug/kg | 1 |

| Surrogate | % Recovery | Qualifier | Acceptance Criteria |
|---|---|---|---|
| 1,2-Dichloroethane-d4 | 110 | | 70-130 |
| Toluene-d8 | 107 | | 70-130 |
| 4-Bromofluorobenzene | 101 | | 70-130 |
| Dibromofluoromethane | 99 | | 70-130 |

**Project Name:** 140-154 NORTH MAIN STREET **Lab Number:** L2224930

**Project Number:** 12166:2A **Report Date:** 06/02/22

## SAMPLE RESULTS

Lab ID: L2224930-07
Client ID: SB-107 (8-8.5)
Sample Location: PORT CHESTER, NY

Date Collected: 05/11/22 12:00
Date Received: 05/11/22
Field Prep: Not Specified

Sample Depth:
Matrix: Soil
Analytical Method: 1,8260C
Analytical Date: 05/18/22 00:12
Analyst: JC
Percent Solids: 77%

| Parameter | Result | Qualifier | Units | RL | MDL | Dilution Factor |
|---|---|---|---|---|---|---|
| **Volatile Organics by EPA 5035 Low - Westborough Lab** | | | | | | |
| Methylene chloride | ND | | ug/kg | 6.1 | 2.8 | 1 |
| 1,1-Dichloroethane | ND | | ug/kg | 1.2 | 0.18 | 1 |
| Chloroform | ND | | ug/kg | 1.8 | 0.17 | 1 |
| Carbon tetrachloride | ND | | ug/kg | 1.2 | 0.28 | 1 |
| 1,2-Dichloropropane | ND | | ug/kg | 1.2 | 0.15 | 1 |
| Dibromochloromethane | ND | | ug/kg | 1.2 | 0.17 | 1 |
| 1,1,2-Trichloroethane | ND | | ug/kg | 1.2 | 0.33 | 1 |
| Tetrachloroethene | ND | | ug/kg | 0.61 | 0.24 | 1 |
| Chlorobenzene | ND | | ug/kg | 0.61 | 0.16 | 1 |
| Trichlorofluoromethane | ND | | ug/kg | 4.9 | 0.85 | 1 |
| 1,2-Dichloroethane | ND | | ug/kg | 1.2 | 0.32 | 1 |
| 1,1,1-Trichloroethane | ND | | ug/kg | 0.61 | 0.20 | 1 |
| Bromodichloromethane | ND | | ug/kg | 0.61 | 0.13 | 1 |
| trans-1,3-Dichloropropene | ND | | ug/kg | 1.2 | 0.33 | 1 |
| cis-1,3-Dichloropropene | ND | | ug/kg | 0.61 | 0.19 | 1 |
| 1,3-Dichloropropene, Total | ND | | ug/kg | 0.61 | 0.19 | 1 |
| 1,1-Dichloropropene | ND | | ug/kg | 0.61 | 0.19 | 1 |
| Bromoform | ND | | ug/kg | 4.9 | 0.30 | 1 |
| 1,1,2,2-Tetrachloroethane | ND | | ug/kg | 0.61 | 0.20 | 1 |
| Benzene | ND | | ug/kg | 0.61 | 0.20 | 1 |
| Toluene | ND | | ug/kg | 1.2 | 0.66 | 1 |
| Ethylbenzene | ND | | ug/kg | 1.2 | 0.17 | 1 |
| Chloromethane | ND | | ug/kg | 4.9 | 1.1 | 1 |
| Bromomethane | ND | | ug/kg | 2.4 | 0.71 | 1 |
| Vinyl chloride | ND | | ug/kg | 1.2 | 0.41 | 1 |
| Chloroethane | ND | | ug/kg | 2.4 | 0.55 | 1 |
| 1,1-Dichloroethene | ND | | ug/kg | 1.2 | 0.29 | 1 |
| trans-1,2-Dichloroethene | ND | | ug/kg | 1.8 | 0.17 | 1 |

**Project Name:** 140-154 NORTH MAIN STREET **Lab Number:** L2224930

**Project Number:** 12166:2A **Report Date:** 06/02/22

## SAMPLE RESULTS

Lab ID: L2224930-07 Date Collected: 05/11/22 12:00

Client ID: SB-107 (8-8.5) Date Received: 05/11/22

Sample Location: PORT CHESTER, NY Field Prep: Not Specified

Sample Depth:

| Parameter | Result | Qualifier | Units | RL | MDL | Dilution Factor |
|---|---|---|---|---|---|---|
| Volatile Organics by EPA 5035 Low - Westborough Lab | | | | | | |
| Trichloroethene | ND | | ug/kg | 0.61 | 0.17 | 1 |
| 1,2-Dichlorobenzene | ND | | ug/kg | 2.4 | 0.18 | 1 |
| 1,3-Dichlorobenzene | ND | | ug/kg | 2.4 | 0.18 | 1 |
| 1,4-Dichlorobenzene | ND | | ug/kg | 2.4 | 0.21 | 1 |
| Methyl tert butyl ether | ND | | ug/kg | 2.4 | 0.25 | 1 |
| p/m-Xylene | ND | | ug/kg | 2.4 | 0.69 | 1 |
| o-Xylene | ND | | ug/kg | 1.2 | 0.36 | 1 |
| Xylenes, Total | ND | | ug/kg | 1.2 | 0.36 | 1 |
| cis-1,2-Dichloroethene | ND | | ug/kg | 1.2 | 0.21 | 1 |
| 1,2-Dichloroethene, Total | ND | | ug/kg | 1.2 | 0.17 | 1 |
| Dibromomethane | ND | | ug/kg | 2.4 | 0.29 | 1 |
| Styrene | ND | | ug/kg | 1.2 | 0.24 | 1 |
| Dichlorodifluoromethane | ND | | ug/kg | 12 | 1.1 | 1 |
| Acetone | ND | | ug/kg | 12 | 5.9 | 1 |
| Carbon disulfide | ND | | ug/kg | 12 | 5.6 | 1 |
| 2-Butanone | ND | | ug/kg | 12 | 2.7 | 1 |
| Vinyl acetate | ND | | ug/kg | 12 | 2.6 | 1 |
| 4-Methyl-2-pentanone | ND | | ug/kg | 12 | 1.6 | 1 |
| 1,2,3-Trichloropropane | ND | | ug/kg | 2.4 | 0.16 | 1 |
| 2-Hexanone | ND | | ug/kg | 12 | 1.4 | 1 |
| Bromochloromethane | ND | | ug/kg | 2.4 | 0.25 | 1 |
| 2,2-Dichloropropane | ND | | ug/kg | 2.4 | 0.25 | 1 |
| 1,2-Dibromoethane | ND | | ug/kg | 1.2 | 0.34 | 1 |
| 1,3-Dichloropropane | ND | | ug/kg | 2.4 | 0.20 | 1 |
| 1,1,1,2-Tetrachloroethane | ND | | ug/kg | 0.61 | 0.16 | 1 |
| Bromobenzene | ND | | ug/kg | 2.4 | 0.18 | 1 |
| n-Butylbenzene | ND | | ug/kg | 1.2 | 0.20 | 1 |
| sec-Butylbenzene | ND | | ug/kg | 1.2 | 0.18 | 1 |
| tert-Butylbenzene | ND | | ug/kg | 2.4 | 0.14 | 1 |
| o-Chlorotoluene | ND | | ug/kg | 2.4 | 0.23 | 1 |
| p-Chlorotoluene | ND | | ug/kg | 2.4 | 0.13 | 1 |
| 1,2-Dibromo-3-chloropropane | ND | | ug/kg | 3.7 | 1.2 | 1 |
| Hexachlorobutadiene | ND | | ug/kg | 4.9 | 0.21 | 1 |
| Isopropylbenzene | ND | | ug/kg | 1.2 | 0.13 | 1 |
| p-Isopropyltoluene | ND | | ug/kg | 1.2 | 0.13 | 1 |
| Naphthalene | ND | | ug/kg | 4.9 | 0.80 | 1 |
| Acrylonitrile | ND | | ug/kg | 4.9 | 1.4 | 1 |

**Project Name:** 140-154 NORTH MAIN STREET **Lab Number:** L2224930

**Project Number:** 12166:2A **Report Date:** 06/02/22

## SAMPLE RESULTS

Lab ID: L2224930-07 Date Collected: 05/11/22 12:00

Client ID: SB-107 (8-8.5) Date Received: 05/11/22

Sample Location: PORT CHESTER, NY Field Prep: Not Specified

Sample Depth:

| Parameter | Result | Qualifier | Units | RL | MDL | Dilution Factor |
|---|---|---|---|---|---|---|
| **Volatile Organics by EPA 5035 Low - Westborough Lab** | | | | | | |
| n-Propylbenzene | ND | | ug/kg | 1.2 | 0.21 | 1 |
| 1,2,3-Trichlorobenzene | ND | | ug/kg | 2.4 | 0.39 | 1 |
| 1,2,4-Trichlorobenzene | ND | | ug/kg | 2.4 | 0.33 | 1 |
| 1,3,5-Trimethylbenzene | ND | | ug/kg | 2.4 | 0.24 | 1 |
| 1,2,4-Trimethylbenzene | ND | | ug/kg | 2.4 | 0.41 | 1 |
| 1,4-Dioxane | ND | | ug/kg | 98 | 43. | 1 |
| p-Diethylbenzene | ND | | ug/kg | 2.4 | 0.22 | 1 |
| p-Ethyltoluene | ND | | ug/kg | 2.4 | 0.47 | 1 |
| 1,2,4,5-Tetramethylbenzene | ND | | ug/kg | 2.4 | 0.23 | 1 |
| Ethyl ether | ND | | ug/kg | 2.4 | 0.42 | 1 |
| trans-1,4-Dichloro-2-butene | ND | | ug/kg | 6.1 | 1.7 | 1 |

Tentatively Identified Compounds

| | | | |
|---|---|---|---|
| No Tentatively Identified Compounds | ND | ug/kg | 1 |

| Surrogate | % Recovery | Qualifier | Acceptance Criteria |
|---|---|---|---|
| 1,2-Dichloroethane-d4 | 109 | | 70-130 |
| Toluene-d8 | 107 | | 70-130 |
| 4-Bromofluorobenzene | 101 | | 70-130 |
| Dibromofluoromethane | 98 | | 70-130 |

**Project Name:** 140-154 NORTH MAIN STREET **Lab Number:** L2224930

**Project Number:** 12166:2A **Report Date:** 06/02/22

# Method Blank Analysis
## Batch Quality Control

Analytical Method: 1,8260C
Analytical Date: 05/17/22 21:18
Analyst: AJK

| Parameter | Result | Qualifier | Units | RL | MDL |
|---|---|---|---|---|---|
| Volatile Organics by EPA 5035 Low - Westborough Lab for sample(s): 01-02,06-07 Batch: WG1639912-5 | | | | | |
| Methylene chloride | ND | | ug/kg | 5.0 | 2.3 |
| 1,1-Dichloroethane | ND | | ug/kg | 1.0 | 0.14 |
| Chloroform | ND | | ug/kg | 1.5 | 0.14 |
| Carbon tetrachloride | ND | | ug/kg | 1.0 | 0.23 |
| 1,2-Dichloropropane | ND | | ug/kg | 1.0 | 0.12 |
| Dibromochloromethane | ND | | ug/kg | 1.0 | 0.14 |
| 1,1,2-Trichloroethane | ND | | ug/kg | 1.0 | 0.27 |
| Tetrachloroethene | ND | | ug/kg | 0.50 | 0.20 |
| Chlorobenzene | ND | | ug/kg | 0.50 | 0.13 |
| Trichlorofluoromethane | ND | | ug/kg | 4.0 | 0.70 |
| 1,2-Dichloroethane | ND | | ug/kg | 1.0 | 0.26 |
| 1,1,1-Trichloroethane | ND | | ug/kg | 0.50 | 0.17 |
| Bromodichloromethane | ND | | ug/kg | 0.50 | 0.11 |
| trans-1,3-Dichloropropene | ND | | ug/kg | 1.0 | 0.27 |
| cis-1,3-Dichloropropene | ND | | ug/kg | 0.50 | 0.16 |
| 1,3-Dichloropropene, Total | ND | | ug/kg | 0.50 | 0.16 |
| 1,1-Dichloropropene | ND | | ug/kg | 0.50 | 0.16 |
| Bromoform | ND | | ug/kg | 4.0 | 0.25 |
| 1,1,2,2-Tetrachloroethane | ND | | ug/kg | 0.50 | 0.17 |
| Benzene | ND | | ug/kg | 0.50 | 0.17 |
| Toluene | ND | | ug/kg | 1.0 | 0.54 |
| Ethylbenzene | ND | | ug/kg | 1.0 | 0.14 |
| Chloromethane | ND | | ug/kg | 4.0 | 0.93 |
| Bromomethane | ND | | ug/kg | 2.0 | 0.58 |
| Vinyl chloride | ND | | ug/kg | 1.0 | 0.34 |
| Chloroethane | ND | | ug/kg | 2.0 | 0.45 |
| 1,1-Dichloroethene | ND | | ug/kg | 1.0 | 0.24 |
| trans-1,2-Dichloroethene | ND | | ug/kg | 1.5 | 0.14 |
| Trichloroethene | ND | | ug/kg | 0.50 | 0.14 |

**Project Name:** 140-154 NORTH MAIN STREET **Lab Number:** L2224930

**Project Number:** 12166:2A **Report Date:** 06/02/22

# Method Blank Analysis
## Batch Quality Control

Analytical Method: 1,8260C
Analytical Date: 05/17/22 21:18
Analyst: AJK

| Parameter | Result | Qualifier | Units | RL | MDL |
|---|---|---|---|---|---|
| Volatile Organics by EPA 5035 Low - Westborough Lab for sample(s): 01-02,06-07 Batch: WG1639912-5 | | | | | |
| 1,2-Dichlorobenzene | ND | | ug/kg | 2.0 | 0.14 |
| 1,3-Dichlorobenzene | ND | | ug/kg | 2.0 | 0.15 |
| 1,4-Dichlorobenzene | ND | | ug/kg | 2.0 | 0.17 |
| Methyl tert butyl ether | ND | | ug/kg | 2.0 | 0.20 |
| p/m-Xylene | ND | | ug/kg | 2.0 | 0.56 |
| o-Xylene | ND | | ug/kg | 1.0 | 0.29 |
| Xylenes, Total | ND | | ug/kg | 1.0 | 0.29 |
| cis-1,2-Dichloroethene | ND | | ug/kg | 1.0 | 0.18 |
| 1,2-Dichloroethene, Total | ND | | ug/kg | 1.0 | 0.14 |
| Dibromomethane | ND | | ug/kg | 2.0 | 0.24 |
| Styrene | ND | | ug/kg | 1.0 | 0.20 |
| Dichlorodifluoromethane | ND | | ug/kg | 10 | 0.92 |
| Acetone | ND | | ug/kg | 10 | 4.8 |
| Carbon disulfide | ND | | ug/kg | 10 | 4.6 |
| 2-Butanone | ND | | ug/kg | 10 | 2.2 |
| Vinyl acetate | ND | | ug/kg | 10 | 2.2 |
| 4-Methyl-2-pentanone | ND | | ug/kg | 10 | 1.3 |
| 1,2,3-Trichloropropane | ND | | ug/kg | 2.0 | 0.13 |
| 2-Hexanone | ND | | ug/kg | 10 | 1.2 |
| Bromochloromethane | ND | | ug/kg | 2.0 | 0.20 |
| 2,2-Dichloropropane | ND | | ug/kg | 2.0 | 0.20 |
| 1,2-Dibromoethane | ND | | ug/kg | 1.0 | 0.28 |
| 1,3-Dichloropropane | ND | | ug/kg | 2.0 | 0.17 |
| 1,1,1,2-Tetrachloroethane | ND | | ug/kg | 0.50 | 0.13 |
| Bromobenzene | ND | | ug/kg | 2.0 | 0.14 |
| n-Butylbenzene | ND | | ug/kg | 1.0 | 0.17 |
| sec-Butylbenzene | ND | | ug/kg | 1.0 | 0.15 |
| tert-Butylbenzene | ND | | ug/kg | 2.0 | 0.12 |
| o-Chlorotoluene | ND | | ug/kg | 2.0 | 0.19 |

**Project Name:** 140-154 NORTH MAIN STREET **Lab Number:** L2224930

**Project Number:** 12166:2A **Report Date:** 06/02/22

# Method Blank Analysis
## Batch Quality Control

Analytical Method: 1,8260C
Analytical Date: 05/17/22 21:18
Analyst: AJK

| Parameter | Result | Qualifier | Units | RL | MDL |
|---|---|---|---|---|---|
| Volatile Organics by EPA 5035 Low - Westborough Lab for sample(s): 01-02,06-07 Batch: WG1639912-5 | | | | | |
| p-Chlorotoluene | ND | | ug/kg | 2.0 | 0.11 |
| 1,2-Dibromo-3-chloropropane | ND | | ug/kg | 3.0 | 1.0 |
| Hexachlorobutadiene | ND | | ug/kg | 4.0 | 0.17 |
| Isopropylbenzene | ND | | ug/kg | 1.0 | 0.11 |
| p-Isopropyltoluene | ND | | ug/kg | 1.0 | 0.11 |
| Naphthalene | ND | | ug/kg | 4.0 | 0.65 |
| Acrylonitrile | ND | | ug/kg | 4.0 | 1.2 |
| n-Propylbenzene | ND | | ug/kg | 1.0 | 0.17 |
| 1,2,3-Trichlorobenzene | ND | | ug/kg | 2.0 | 0.32 |
| 1,2,4-Trichlorobenzene | ND | | ug/kg | 2.0 | 0.27 |
| 1,3,5-Trimethylbenzene | ND | | ug/kg | 2.0 | 0.19 |
| 1,2,4-Trimethylbenzene | ND | | ug/kg | 2.0 | 0.33 |
| 1,4-Dioxane | ND | | ug/kg | 80 | 35. |
| p-Diethylbenzene | ND | | ug/kg | 2.0 | 0.18 |
| p-Ethyltoluene | ND | | ug/kg | 2.0 | 0.38 |
| 1,2,4,5-Tetramethylbenzene | ND | | ug/kg | 2.0 | 0.19 |
| Ethyl ether | ND | | ug/kg | 2.0 | 0.34 |
| trans-1,4-Dichloro-2-butene | ND | | ug/kg | 5.0 | 1.4 |

Tentatively Identified Compounds

| | | | |
|---|---|---|---|
| Total TIC Compounds | 4.79 | J | ug/kg |
| Unknown | 2.41 | J | ug/kg |
| Unknown | 2.38 | J | ug/kg |

**Project Name:** 140-154 NORTH MAIN STREET **Lab Number:** L2224930

**Project Number:** 12166:2A **Report Date:** 06/02/22

# Method Blank Analysis
## Batch Quality Control

Analytical Method: 1,8260C
Analytical Date: 05/17/22 21:18
Analyst: AJK

| Parameter | Result | Qualifier | Units | RL | MDL |
|---|---|---|---|---|---|
| Volatile Organics by EPA 5035 Low - Westborough Lab for sample(s): 01-02,06-07 Batch: WG1639912-5 | | | | | |

| Surrogate | %Recovery | Qualifier | Acceptance Criteria |
|---|---|---|---|
| 1,2-Dichloroethane-d4 | 105 | | 70-130 |
| Toluene-d8 | 105 | | 70-130 |
| 4-Bromofluorobenzene | 101 | | 70-130 |
| Dibromofluoromethane | 95 | | 70-130 |

**Project Name:** 140-154 NORTH MAIN STREET **Lab Number:** L2224930

**Project Number:** 12166:2A **Report Date:** 06/02/22

# Method Blank Analysis
## Batch Quality Control

Analytical Method: 1,8260C
Analytical Date: 05/18/22 11:41
Analyst: JC

| Parameter | Result | Qualifier | Units | RL | MDL |
|---|---|---|---|---|---|
| Volatile Organics by EPA 5035 Low - Westborough Lab for sample(s): 01 Batch: WG1640549-5 | | | | | |
| Methylene chloride | ND | | ug/kg | 5.0 | 2.3 |
| 1,1-Dichloroethane | ND | | ug/kg | 1.0 | 0.14 |
| Chloroform | ND | | ug/kg | 1.5 | 0.14 |
| Carbon tetrachloride | ND | | ug/kg | 1.0 | 0.23 |
| 1,2-Dichloropropane | ND | | ug/kg | 1.0 | 0.12 |
| Dibromochloromethane | ND | | ug/kg | 1.0 | 0.14 |
| 1,1,2-Trichloroethane | ND | | ug/kg | 1.0 | 0.27 |
| Tetrachloroethene | ND | | ug/kg | 0.50 | 0.20 |
| Chlorobenzene | ND | | ug/kg | 0.50 | 0.13 |
| Trichlorofluoromethane | ND | | ug/kg | 4.0 | 0.70 |
| 1,2-Dichloroethane | ND | | ug/kg | 1.0 | 0.26 |
| 1,1,1-Trichloroethane | ND | | ug/kg | 0.50 | 0.17 |
| Bromodichloromethane | ND | | ug/kg | 0.50 | 0.11 |
| trans-1,3-Dichloropropene | ND | | ug/kg | 1.0 | 0.27 |
| cis-1,3-Dichloropropene | ND | | ug/kg | 0.50 | 0.16 |
| 1,3-Dichloropropene, Total | ND | | ug/kg | 0.50 | 0.16 |
| 1,1-Dichloropropene | ND | | ug/kg | 0.50 | 0.16 |
| Bromoform | ND | | ug/kg | 4.0 | 0.25 |
| 1,1,2,2-Tetrachloroethane | ND | | ug/kg | 0.50 | 0.17 |
| Benzene | ND | | ug/kg | 0.50 | 0.17 |
| Toluene | 0.78 | J | ug/kg | 1.0 | 0.54 |
| Ethylbenzene | ND | | ug/kg | 1.0 | 0.14 |
| Chloromethane | ND | | ug/kg | 4.0 | 0.93 |
| Bromomethane | ND | | ug/kg | 2.0 | 0.58 |
| Vinyl chloride | ND | | ug/kg | 1.0 | 0.34 |
| Chloroethane | ND | | ug/kg | 2.0 | 0.45 |
| 1,1-Dichloroethene | ND | | ug/kg | 1.0 | 0.24 |
| trans-1,2-Dichloroethene | ND | | ug/kg | 1.5 | 0.14 |
| Trichloroethene | ND | | ug/kg | 0.50 | 0.14 |

**Project Name:** 140-154 NORTH MAIN STREET **Lab Number:** L2224930

**Project Number:** 12166:2A **Report Date:** 06/02/22

# Method Blank Analysis
## Batch Quality Control

Analytical Method: 1,8260C
Analytical Date: 05/18/22 11:41
Analyst: JC

| Parameter | Result | Qualifier | Units | RL | MDL |
|---|---|---|---|---|---|
| Volatile Organics by EPA 5035 Low - Westborough Lab for sample(s): 01 Batch: WG1640549-5 | | | | | |
| 1,2-Dichlorobenzene | ND | | ug/kg | 2.0 | 0.14 |
| 1,3-Dichlorobenzene | ND | | ug/kg | 2.0 | 0.15 |
| 1,4-Dichlorobenzene | ND | | ug/kg | 2.0 | 0.17 |
| Methyl tert butyl ether | ND | | ug/kg | 2.0 | 0.20 |
| p/m-Xylene | ND | | ug/kg | 2.0 | 0.56 |
| o-Xylene | ND | | ug/kg | 1.0 | 0.29 |
| Xylenes, Total | ND | | ug/kg | 1.0 | 0.29 |
| cis-1,2-Dichloroethene | ND | | ug/kg | 1.0 | 0.18 |
| 1,2-Dichloroethene, Total | ND | | ug/kg | 1.0 | 0.14 |
| Dibromomethane | ND | | ug/kg | 2.0 | 0.24 |
| Styrene | ND | | ug/kg | 1.0 | 0.20 |
| Dichlorodifluoromethane | ND | | ug/kg | 10 | 0.92 |
| Acetone | ND | | ug/kg | 10 | 4.8 |
| Carbon disulfide | ND | | ug/kg | 10 | 4.6 |
| 2-Butanone | ND | | ug/kg | 10 | 2.2 |
| Vinyl acetate | ND | | ug/kg | 10 | 2.2 |
| 4-Methyl-2-pentanone | ND | | ug/kg | 10 | 1.3 |
| 1,2,3-Trichloropropane | ND | | ug/kg | 2.0 | 0.13 |
| 2-Hexanone | ND | | ug/kg | 10 | 1.2 |
| Bromochloromethane | ND | | ug/kg | 2.0 | 0.20 |
| 2,2-Dichloropropane | ND | | ug/kg | 2.0 | 0.20 |
| 1,2-Dibromoethane | ND | | ug/kg | 1.0 | 0.28 |
| 1,3-Dichloropropane | ND | | ug/kg | 2.0 | 0.17 |
| 1,1,1,2-Tetrachloroethane | ND | | ug/kg | 0.50 | 0.13 |
| Bromobenzene | ND | | ug/kg | 2.0 | 0.14 |
| n-Butylbenzene | ND | | ug/kg | 1.0 | 0.17 |
| sec-Butylbenzene | ND | | ug/kg | 1.0 | 0.15 |
| tert-Butylbenzene | ND | | ug/kg | 2.0 | 0.12 |
| o-Chlorotoluene | ND | | ug/kg | 2.0 | 0.19 |

**Project Name:** 140-154 NORTH MAIN STREET **Lab Number:** L2224930

**Project Number:** 12166:2A **Report Date:** 06/02/22

# Method Blank Analysis
## Batch Quality Control

Analytical Method: 1,8260C
Analytical Date: 05/18/22 11:41
Analyst: JC

| Parameter | Result | Qualifier | Units | RL | MDL |
|---|---|---|---|---|---|
| Volatile Organics by EPA 5035 Low - Westborough Lab for sample(s): 01 Batch: WG1640549-5 | | | | | |
| p-Chlorotoluene | ND | | ug/kg | 2.0 | 0.11 |
| 1,2-Dibromo-3-chloropropane | ND | | ug/kg | 3.0 | 1.0 |
| Hexachlorobutadiene | ND | | ug/kg | 4.0 | 0.17 |
| Isopropylbenzene | ND | | ug/kg | 1.0 | 0.11 |
| p-Isopropyltoluene | ND | | ug/kg | 1.0 | 0.11 |
| Naphthalene | ND | | ug/kg | 4.0 | 0.65 |
| Acrylonitrile | ND | | ug/kg | 4.0 | 1.2 |
| n-Propylbenzene | ND | | ug/kg | 1.0 | 0.17 |
| 1,2,3-Trichlorobenzene | ND | | ug/kg | 2.0 | 0.32 |
| 1,2,4-Trichlorobenzene | ND | | ug/kg | 2.0 | 0.27 |
| 1,3,5-Trimethylbenzene | ND | | ug/kg | 2.0 | 0.19 |
| 1,2,4-Trimethylbenzene | ND | | ug/kg | 2.0 | 0.33 |
| 1,4-Dioxane | ND | | ug/kg | 80 | 35. |
| p-Diethylbenzene | ND | | ug/kg | 2.0 | 0.18 |
| p-Ethyltoluene | ND | | ug/kg | 2.0 | 0.38 |
| 1,2,4,5-Tetramethylbenzene | ND | | ug/kg | 2.0 | 0.19 |
| Ethyl ether | ND | | ug/kg | 2.0 | 0.34 |
| trans-1,4-Dichloro-2-butene | ND | | ug/kg | 5.0 | 1.4 |

Tentatively Identified Compounds

| | | | |
|---|---|---|---|
| Total TIC Compounds | 3.89 | J | ug/kg |
| Cyclotrisiloxane, Hexamethyl- | 3.89 | NJ | ug/kg |

**Project Name:** 140-154 NORTH MAIN STREET **Lab Number:** L2224930

**Project Number:** 12166:2A **Report Date:** 06/02/22

# Method Blank Analysis
## Batch Quality Control

Analytical Method: 1,8260C
Analytical Date: 05/18/22 11:41
Analyst: JC

| Parameter | Result | Qualifier | Units | RL | MDL |
|---|---|---|---|---|---|
| Volatile Organics by EPA 5035 Low - Westborough Lab for sample(s): 01 Batch: WG1640549-5 | | | | | |

| Surrogate | %Recovery | Qualifier | Acceptance Criteria |
|---|---|---|---|
| 1,2-Dichloroethane-d4 | 101 | | 70-130 |
| Toluene-d8 | 105 | | 70-130 |
| 4-Bromofluorobenzene | 104 | | 70-130 |
| Dibromofluoromethane | 97 | | 70-130 |

# Lab Control Sample Analysis
## Batch Quality Control

**Project Name:** 140-154 NORTH MAIN STREET
**Project Number:** 12166:2A

**Lab Number:** L2224930
**Report Date:** 06/02/22

| Parameter | LCS %Recovery | Qual | LCSD %Recovery | Qual | %Recovery Limits | RPD | Qual | RPD Limits |
|---|---|---|---|---|---|---|---|---|
| Volatile Organics by EPA 5035 Low - Westborough Lab Associated sample(s): 01-02,06-07 Batch: WG1639912-3 WG1639912-4 | | | | | | | | |
| Methylene chloride | 99 | | 98 | | 70-130 | 1 | | 30 |
| 1,1-Dichloroethane | 113 | | 111 | | 70-130 | 2 | | 30 |
| Chloroform | 102 | | 100 | | 70-130 | 2 | | 30 |
| Carbon tetrachloride | 97 | | 98 | | 70-130 | 1 | | 30 |
| 1,2-Dichloropropane | 110 | | 109 | | 70-130 | 1 | | 30 |
| Dibromochloromethane | 99 | | 100 | | 70-130 | 1 | | 30 |
| 1,1,2-Trichloroethane | 111 | | 113 | | 70-130 | 2 | | 30 |
| Tetrachloroethene | 100 | | 101 | | 70-130 | 1 | | 30 |
| Chlorobenzene | 106 | | 104 | | 70-130 | 2 | | 30 |
| Trichlorofluoromethane | 111 | | 112 | | 70-139 | 1 | | 30 |
| 1,2-Dichloroethane | 103 | | 103 | | 70-130 | 0 | | 30 |
| 1,1,1-Trichloroethane | 106 | | 104 | | 70-130 | 2 | | 30 |
| Bromodichloromethane | 103 | | 102 | | 70-130 | 1 | | 30 |
| trans-1,3-Dichloropropene | 108 | | 107 | | 70-130 | 1 | | 30 |
| cis-1,3-Dichloropropene | 104 | | 104 | | 70-130 | 0 | | 30 |
| 1,1-Dichloropropene | 104 | | 105 | | 70-130 | 1 | | 30 |
| Bromoform | 95 | | 99 | | 70-130 | 4 | | 30 |
| 1,1,2,2-Tetrachloroethane | 114 | | 117 | | 70-130 | 3 | | 30 |
| Benzene | 110 | | 108 | | 70-130 | 2 | | 30 |
| Toluene | 107 | | 104 | | 70-130 | 3 | | 30 |
| Ethylbenzene | 110 | | 108 | | 70-130 | 2 | | 30 |
| Chloromethane | 113 | | 110 | | 52-130 | 3 | | 30 |
| Bromomethane | **149** | Q | **149** | Q | 57-147 | 0 | | 30 |

# Lab Control Sample Analysis
## Batch Quality Control

**Project Name:** 140-154 NORTH MAIN STREET
**Project Number:** 12166:2A

**Lab Number:** L2224930
**Report Date:** 06/02/22

| Parameter | LCS %Recovery | Qual | LCSD %Recovery | Qual | %Recovery Limits | RPD | Qual | RPD Limits |
|---|---|---|---|---|---|---|---|---|
| Volatile Organics by EPA 5035 Low - Westborough Lab Associated sample(s): 01-02,06-07 Batch: WG1639912-3 WG1639912-4 | | | | | | | | |
| Vinyl chloride | **142** | Q | **140** | Q | 67-130 | 1 | | 30 |
| Chloroethane | 128 | | 126 | | 50-151 | 2 | | 30 |
| 1,1-Dichloroethene | 103 | | 102 | | 65-135 | 1 | | 30 |
| trans-1,2-Dichloroethene | 104 | | 104 | | 70-130 | 0 | | 30 |
| Trichloroethene | 107 | | 106 | | 70-130 | 1 | | 30 |
| 1,2-Dichlorobenzene | 102 | | 101 | | 70-130 | 1 | | 30 |
| 1,3-Dichlorobenzene | 105 | | 104 | | 70-130 | 1 | | 30 |
| 1,4-Dichlorobenzene | 104 | | 104 | | 70-130 | 0 | | 30 |
| Methyl tert butyl ether | 99 | | 100 | | 66-130 | 1 | | 30 |
| p/m-Xylene | 110 | | 109 | | 70-130 | 1 | | 30 |
| o-Xylene | 111 | | 109 | | 70-130 | 2 | | 30 |
| cis-1,2-Dichloroethene | 104 | | 102 | | 70-130 | 2 | | 30 |
| Dibromomethane | 98 | | 100 | | 70-130 | 2 | | 30 |
| Styrene | 108 | | 108 | | 70-130 | 0 | | 30 |
| Dichlorodifluoromethane | 87 | | 87 | | 30-146 | 0 | | 30 |
| Acetone | 90 | | 92 | | 54-140 | 2 | | 30 |
| Carbon disulfide | 106 | | 105 | | 59-130 | 1 | | 30 |
| 2-Butanone | 95 | | 99 | | 70-130 | 4 | | 30 |
| Vinyl acetate | 102 | | 106 | | 70-130 | 4 | | 30 |
| 4-Methyl-2-pentanone | 112 | | 118 | | 70-130 | 5 | | 30 |
| 1,2,3-Trichloropropane | 116 | | 119 | | 68-130 | 3 | | 30 |
| 2-Hexanone | 94 | | 97 | | 70-130 | 3 | | 30 |
| Bromochloromethane | 96 | | 95 | | 70-130 | 1 | | 30 |

# Lab Control Sample Analysis
## Batch Quality Control

**Project Name:** 140-154 NORTH MAIN STREET
**Project Number:** 12166:2A

**Lab Number:** L2224930
**Report Date:** 06/02/22

| Parameter | LCS %Recovery | Qual | LCSD %Recovery | Qual | %Recovery Limits | RPD | Qual | RPD Limits |
|---|---|---|---|---|---|---|---|---|
| Volatile Organics by EPA 5035 Low - Westborough Lab Associated sample(s): 01-02,06-07 Batch: WG1639912-3 WG1639912-4 | | | | | | | | |
| 2,2-Dichloropropane | 105 | | 103 | | 70-130 | 2 | | 30 |
| 1,2-Dibromoethane | 104 | | 105 | | 70-130 | 1 | | 30 |
| 1,3-Dichloropropane | 110 | | 110 | | 69-130 | 0 | | 30 |
| 1,1,1,2-Tetrachloroethane | 104 | | 104 | | 70-130 | 0 | | 30 |
| Bromobenzene | 99 | | 99 | | 70-130 | 0 | | 30 |
| n-Butylbenzene | 120 | | 120 | | 70-130 | 0 | | 30 |
| sec-Butylbenzene | 115 | | 115 | | 70-130 | 0 | | 30 |
| tert-Butylbenzene | 108 | | 107 | | 70-130 | 1 | | 30 |
| o-Chlorotoluene | 114 | | 112 | | 70-130 | 2 | | 30 |
| p-Chlorotoluene | 113 | | 111 | | 70-130 | 2 | | 30 |
| 1,2-Dibromo-3-chloropropane | 87 | | 91 | | 68-130 | 4 | | 30 |
| Hexachlorobutadiene | 90 | | 90 | | 67-130 | 0 | | 30 |
| Isopropylbenzene | 112 | | 110 | | 70-130 | 2 | | 30 |
| p-Isopropyltoluene | 109 | | 108 | | 70-130 | 1 | | 30 |
| Naphthalene | 93 | | 95 | | 70-130 | 2 | | 30 |
| Acrylonitrile | 106 | | 109 | | 70-130 | 3 | | 30 |
| n-Propylbenzene | 118 | | 117 | | 70-130 | 1 | | 30 |
| 1,2,3-Trichlorobenzene | 93 | | 93 | | 70-130 | 0 | | 30 |
| 1,2,4-Trichlorobenzene | 94 | | 94 | | 70-130 | 0 | | 30 |
| 1,3,5-Trimethylbenzene | 114 | | 111 | | 70-130 | 3 | | 30 |
| 1,2,4-Trimethylbenzene | 112 | | 110 | | 70-130 | 2 | | 30 |
| 1,4-Dioxane | 105 | | 112 | | 65-136 | 6 | | 30 |
| p-Diethylbenzene | 110 | | 109 | | 70-130 | 1 | | 30 |

# Lab Control Sample Analysis
## Batch Quality Control

**Project Name:** 140-154 NORTH MAIN STREET
**Project Number:** 12166:2A

**Lab Number:** L2224930
**Report Date:** 06/02/22

| Parameter | LCS %Recovery | Qual | LCSD %Recovery | Qual | %Recovery Limits | RPD | Qual | RPD Limits |
|---|---|---|---|---|---|---|---|---|
| Volatile Organics by EPA 5035 Low - Westborough Lab Associated sample(s): 01-02,06-07 Batch: WG1639912-3 WG1639912-4 | | | | | | | | |
| p-Ethyltoluene | 114 | | 112 | | 70-130 | 2 | | 30 |
| 1,2,4,5-Tetramethylbenzene | 104 | | 103 | | 70-130 | 1 | | 30 |
| Ethyl ether | 105 | | 105 | | 67-130 | 0 | | 30 |
| trans-1,4-Dichloro-2-butene | 115 | | 119 | | 70-130 | 3 | | 30 |

| Surrogate | LCS %Recovery | Qual | LCSD %Recovery | Qual | Acceptance Criteria |
|---|---|---|---|---|---|
| 1,2-Dichloroethane-d4 | 106 | | 105 | | 70-130 |
| Toluene-d8 | 106 | | 103 | | 70-130 |
| 4-Bromofluorobenzene | 101 | | 98 | | 70-130 |
| Dibromofluoromethane | 95 | | 94 | | 70-130 |

# Lab Control Sample Analysis
## Batch Quality Control

**Project Name:** 140-154 NORTH MAIN STREET
**Project Number:** 12166:2A

**Lab Number:** L2224930
**Report Date:** 06/02/22

| Parameter | LCS %Recovery | Qual | LCSD %Recovery | Qual | %Recovery Limits | RPD | Qual | RPD Limits |
|---|---|---|---|---|---|---|---|---|
| Volatile Organics by EPA 5035 Low - Westborough Lab Associated sample(s): 01 Batch: WG1640549-3 WG1640549-4 | | | | | | | | |
| Methylene chloride | 104 | | 105 | | 70-130 | 1 | | 30 |
| 1,1-Dichloroethane | 116 | | 116 | | 70-130 | 0 | | 30 |
| Chloroform | 106 | | 105 | | 70-130 | 1 | | 30 |
| Carbon tetrachloride | 114 | | 115 | | 70-130 | 1 | | 30 |
| 1,2-Dichloropropane | 113 | | 112 | | 70-130 | 1 | | 30 |
| Dibromochloromethane | 98 | | 98 | | 70-130 | 0 | | 30 |
| 1,1,2-Trichloroethane | 106 | | 105 | | 70-130 | 1 | | 30 |
| Tetrachloroethene | 112 | | 110 | | 70-130 | 2 | | 30 |
| Chlorobenzene | 105 | | 104 | | 70-130 | 1 | | 30 |
| Trichlorofluoromethane | **147** | Q | **150** | Q | 70-139 | 2 | | 30 |
| 1,2-Dichloroethane | 108 | | 106 | | 70-130 | 2 | | 30 |
| 1,1,1-Trichloroethane | 118 | | 116 | | 70-130 | 2 | | 30 |
| Bromodichloromethane | 104 | | 105 | | 70-130 | 1 | | 30 |
| trans-1,3-Dichloropropene | 112 | | 110 | | 70-130 | 2 | | 30 |
| cis-1,3-Dichloropropene | 109 | | 108 | | 70-130 | 1 | | 30 |
| 1,1-Dichloropropene | 125 | | 126 | | 70-130 | 1 | | 30 |
| Bromoform | 93 | | 91 | | 70-130 | 2 | | 30 |
| 1,1,2,2-Tetrachloroethane | 109 | | 106 | | 70-130 | 3 | | 30 |
| Benzene | 112 | | 113 | | 70-130 | 1 | | 30 |
| Toluene | 112 | | 112 | | 70-130 | 0 | | 30 |
| Ethylbenzene | 114 | | 114 | | 70-130 | 0 | | 30 |
| Chloromethane | 129 | | 125 | | 52-130 | 3 | | 30 |
| Bromomethane | 124 | | 125 | | 57-147 | 1 | | 30 |

# Lab Control Sample Analysis
## Batch Quality Control

**Project Name:** 140-154 NORTH MAIN STREET
**Project Number:** 12166:2A

**Lab Number:** L2224930
**Report Date:** 06/02/22

| Parameter | LCS %Recovery | Qual | LCSD %Recovery | Qual | %Recovery Limits | RPD | Qual | RPD Limits |
|---|---|---|---|---|---|---|---|---|
| Volatile Organics by EPA 5035 Low - Westborough Lab Associated sample(s): 01 Batch: WG1640549-3 WG1640549-4 | | | | | | | | |
| Vinyl chloride | **138** | Q | **143** | Q | 67-130 | 4 | | 30 |
| Chloroethane | 136 | | 140 | | 50-151 | 3 | | 30 |
| 1,1-Dichloroethene | 116 | | 117 | | 65-135 | 1 | | 30 |
| trans-1,2-Dichloroethene | 114 | | 113 | | 70-130 | 1 | | 30 |
| Trichloroethene | 108 | | 109 | | 70-130 | 1 | | 30 |
| 1,2-Dichlorobenzene | 100 | | 100 | | 70-130 | 0 | | 30 |
| 1,3-Dichlorobenzene | 105 | | 104 | | 70-130 | 1 | | 30 |
| 1,4-Dichlorobenzene | 103 | | 102 | | 70-130 | 1 | | 30 |
| Methyl tert butyl ether | 107 | | 105 | | 66-130 | 2 | | 30 |
| p/m-Xylene | 112 | | 111 | | 70-130 | 1 | | 30 |
| o-Xylene | 109 | | 108 | | 70-130 | 1 | | 30 |
| cis-1,2-Dichloroethene | 107 | | 108 | | 70-130 | 1 | | 30 |
| Dibromomethane | 103 | | 103 | | 70-130 | 0 | | 30 |
| Styrene | 105 | | 105 | | 70-130 | 0 | | 30 |
| Dichlorodifluoromethane | 117 | | 115 | | 30-146 | 2 | | 30 |
| Acetone | 112 | | 93 | | 54-140 | 19 | | 30 |
| Carbon disulfide | 112 | | 114 | | 59-130 | 2 | | 30 |
| 2-Butanone | 103 | | 100 | | 70-130 | 3 | | 30 |
| Vinyl acetate | 127 | | 125 | | 70-130 | 2 | | 30 |
| 4-Methyl-2-pentanone | 109 | | 107 | | 70-130 | 2 | | 30 |
| 1,2,3-Trichloropropane | 105 | | 102 | | 68-130 | 3 | | 30 |
| 2-Hexanone | 111 | | 106 | | 70-130 | 5 | | 30 |
| Bromochloromethane | 104 | | 103 | | 70-130 | 1 | | 30 |

# Lab Control Sample Analysis
## Batch Quality Control

**Project Name:** 140-154 NORTH MAIN STREET
**Project Number:** 12166:2A
**Lab Number:** L2224930
**Report Date:** 06/02/22

| Parameter | LCS %Recovery | Qual | LCSD %Recovery | Qual | %Recovery Limits | RPD | Qual | RPD Limits |
|---|---|---|---|---|---|---|---|---|
| Volatile Organics by EPA 5035 Low - Westborough Lab Associated sample(s): 01 Batch: WG1640549-3 WG1640549-4 | | | | | | | | |
| 2,2-Dichloropropane | 120 | | 120 | | 70-130 | 0 | | 30 |
| 1,2-Dibromoethane | 101 | | 100 | | 70-130 | 1 | | 30 |
| 1,3-Dichloropropane | 108 | | 106 | | 69-130 | 2 | | 30 |
| 1,1,1,2-Tetrachloroethane | 102 | | 99 | | 70-130 | 3 | | 30 |
| Bromobenzene | 101 | | 99 | | 70-130 | 2 | | 30 |
| n-Butylbenzene | 123 | | 123 | | 70-130 | 0 | | 30 |
| sec-Butylbenzene | 120 | | 119 | | 70-130 | 1 | | 30 |
| tert-Butylbenzene | 115 | | 114 | | 70-130 | 1 | | 30 |
| o-Chlorotoluene | 111 | | 112 | | 70-130 | 1 | | 30 |
| p-Chlorotoluene | 112 | | 111 | | 70-130 | 1 | | 30 |
| 1,2-Dibromo-3-chloropropane | 90 | | 92 | | 68-130 | 2 | | 30 |
| Hexachlorobutadiene | 99 | | 100 | | 67-130 | 1 | | 30 |
| Isopropylbenzene | 118 | | 118 | | 70-130 | 0 | | 30 |
| p-Isopropyltoluene | 116 | | 116 | | 70-130 | 0 | | 30 |
| Naphthalene | 98 | | 98 | | 70-130 | 0 | | 30 |
| Acrylonitrile | 108 | | 106 | | 70-130 | 2 | | 30 |
| n-Propylbenzene | 120 | | 120 | | 70-130 | 0 | | 30 |
| 1,2,3-Trichlorobenzene | 96 | | 96 | | 70-130 | 0 | | 30 |
| 1,2,4-Trichlorobenzene | 102 | | 100 | | 70-130 | 2 | | 30 |
| 1,3,5-Trimethylbenzene | 115 | | 113 | | 70-130 | 2 | | 30 |
| 1,2,4-Trimethylbenzene | 113 | | 112 | | 70-130 | 1 | | 30 |
| 1,4-Dioxane | 109 | | 102 | | 65-136 | 7 | | 30 |
| p-Diethylbenzene | 115 | | 116 | | 70-130 | 1 | | 30 |

# Lab Control Sample Analysis
## Batch Quality Control

**Project Name:** 140-154 NORTH MAIN STREET
**Project Number:** 12166:2A
**Lab Number:** L2224930
**Report Date:** 06/02/22

| Parameter | LCS %Recovery | Qual | LCSD %Recovery | Qual | %Recovery Limits | RPD | Qual | RPD Limits |
|---|---|---|---|---|---|---|---|---|
| Volatile Organics by EPA 5035 Low - Westborough Lab Associated sample(s): 01 Batch: WG1640549-3 WG1640549-4 | | | | | | | | |
| p-Ethyltoluene | 116 | | 115 | | 70-130 | 1 | | 30 |
| 1,2,4,5-Tetramethylbenzene | 108 | | 108 | | 70-130 | 0 | | 30 |
| Ethyl ether | 111 | | 108 | | 67-130 | 3 | | 30 |
| trans-1,4-Dichloro-2-butene | 119 | | 117 | | 70-130 | 2 | | 30 |

| Surrogate | LCS %Recovery | Qual | LCSD %Recovery | Qual | Acceptance Criteria |
|---|---|---|---|---|---|
| 1,2-Dichloroethane-d4 | 99 | | 100 | | 70-130 |
| Toluene-d8 | 103 | | 102 | | 70-130 |
| 4-Bromofluorobenzene | 103 | | 101 | | 70-130 |
| Dibromofluoromethane | 98 | | 98 | | 70-130 |

# SEMIVOLATILES

**Project Name:** 140-154 NORTH MAIN STREET **Lab Number:** L2224930

**Project Number:** 12166:2A **Report Date:** 06/02/22

## SAMPLE RESULTS

Lab ID: L2224930-01
Client ID: SB-101 (2.5-3)
Sample Location: PORT CHESTER, NY

Date Collected: 05/11/22 10:10
Date Received: 05/11/22
Field Prep: Not Specified

Sample Depth:
Matrix: Soil
Analytical Method: 1,8270D
Analytical Date: 05/16/22 15:28
Analyst: SLR
Percent Solids: 80%

Extraction Method: EPA 3546
Extraction Date: 05/15/22 12:13

| Parameter | Result | Qualifier | Units | RL | MDL | Dilution Factor |
|---|---|---|---|---|---|---|
| **Semivolatile Organics by GC/MS - Westborough Lab** | | | | | | |
| Acenaphthene | 49 | J | ug/kg | 160 | 21. | 1 |
| 2-Chloronaphthalene | ND | | ug/kg | 210 | 20. | 1 |
| Fluoranthene | 510 | | ug/kg | 120 | 24. | 1 |
| Naphthalene | ND | | ug/kg | 210 | 25. | 1 |
| Benzo(a)anthracene | 240 | | ug/kg | 120 | 23. | 1 |
| Benzo(a)pyrene | 280 | | ug/kg | 160 | 50. | 1 |
| Benzo(b)fluoranthene | 360 | | ug/kg | 120 | 35. | 1 |
| Benzo(k)fluoranthene | 110 | J | ug/kg | 120 | 33. | 1 |
| Chrysene | 220 | | ug/kg | 120 | 21. | 1 |
| Acenaphthylene | ND | | ug/kg | 160 | 32. | 1 |
| Anthracene | 84 | J | ug/kg | 120 | 40. | 1 |
| Benzo(ghi)perylene | 150 | J | ug/kg | 160 | 24. | 1 |
| Fluorene | 38 | J | ug/kg | 210 | 20. | 1 |
| Phenanthrene | 320 | | ug/kg | 120 | 25. | 1 |
| Dibenzo(a,h)anthracene | 39 | J | ug/kg | 120 | 24. | 1 |
| Indeno(1,2,3-cd)pyrene | 190 | | ug/kg | 160 | 29. | 1 |
| Pyrene | 410 | | ug/kg | 120 | 20. | 1 |
| 2-Methylnaphthalene | ND | | ug/kg | 250 | 25. | 1 |

| Surrogate | % Recovery | Qualifier | Acceptance Criteria |
|---|---|---|---|
| Nitrobenzene-d5 | 112 | | 23-120 |
| 2-Fluorobiphenyl | 59 | | 30-120 |
| 4-Terphenyl-d14 | 65 | | 18-120 |

**Project Name:** 140-154 NORTH MAIN STREET **Lab Number:** L2224930

**Project Number:** 12166:2A **Report Date:** 06/02/22

## SAMPLE RESULTS

Lab ID: L2224930-02
Client ID: SB-102 (5.5-6)
Sample Location: PORT CHESTER, NY

Date Collected: 05/11/22 10:20
Date Received: 05/11/22
Field Prep: Not Specified

Sample Depth:
Matrix: Soil
Analytical Method: 1,8270D
Analytical Date: 05/16/22 15:52
Analyst: SLR
Percent Solids: 95%

Extraction Method: EPA 3546
Extraction Date: 05/15/22 12:13

| Parameter | Result | Qualifier | Units | RL | MDL | Dilution Factor |
|---|---|---|---|---|---|---|
| **Semivolatile Organics by GC/MS - Westborough Lab** | | | | | | |
| Acenaphthene | ND | | ug/kg | 140 | 18. | 1 |
| 2-Chloronaphthalene | ND | | ug/kg | 170 | 17. | 1 |
| Fluoranthene | ND | | ug/kg | 100 | 20. | 1 |
| Naphthalene | ND | | ug/kg | 170 | 21. | 1 |
| Benzo(a)anthracene | ND | | ug/kg | 100 | 19. | 1 |
| Benzo(a)pyrene | ND | | ug/kg | 140 | 42. | 1 |
| Benzo(b)fluoranthene | ND | | ug/kg | 100 | 29. | 1 |
| Benzo(k)fluoranthene | ND | | ug/kg | 100 | 28. | 1 |
| Chrysene | ND | | ug/kg | 100 | 18. | 1 |
| Acenaphthylene | ND | | ug/kg | 140 | 27. | 1 |
| Anthracene | ND | | ug/kg | 100 | 34. | 1 |
| Benzo(ghi)perylene | ND | | ug/kg | 140 | 20. | 1 |
| Fluorene | ND | | ug/kg | 170 | 17. | 1 |
| Phenanthrene | ND | | ug/kg | 100 | 21. | 1 |
| Dibenzo(a,h)anthracene | ND | | ug/kg | 100 | 20. | 1 |
| Indeno(1,2,3-cd)pyrene | ND | | ug/kg | 140 | 24. | 1 |
| Pyrene | ND | | ug/kg | 100 | 17. | 1 |
| 2-Methylnaphthalene | ND | | ug/kg | 210 | 21. | 1 |

| Surrogate | % Recovery | Qualifier | Acceptance Criteria |
|---|---|---|---|
| Nitrobenzene-d5 | 94 | | 23-120 |
| 2-Fluorobiphenyl | 57 | | 30-120 |
| 4-Terphenyl-d14 | 66 | | 18-120 |

**Project Name:** 140-154 NORTH MAIN STREET **Lab Number:** L2224930

**Project Number:** 12166:2A **Report Date:** 06/02/22

## SAMPLE RESULTS

Lab ID: L2224930-03
Client ID: SB-103 (2.5-3)
Sample Location: PORT CHESTER, NY

Date Collected: 05/11/22 10:45
Date Received: 05/11/22
Field Prep: Not Specified

Sample Depth:
Matrix: Soil
Analytical Method: 1,8270D
Analytical Date: 05/16/22 16:15
Analyst: SLR
Percent Solids: 80%

Extraction Method: EPA 3546
Extraction Date: 05/15/22 12:13

| Parameter | Result | Qualifier | Units | RL | MDL | Dilution Factor |
|---|---|---|---|---|---|---|
| **Semivolatile Organics by GC/MS - Westborough Lab** | | | | | | |
| Acenaphthene | ND | | ug/kg | 170 | 22. | 1 |
| 2-Chloronaphthalene | ND | | ug/kg | 210 | 21. | 1 |
| Fluoranthene | 95 | J | ug/kg | 120 | 24. | 1 |
| Naphthalene | ND | | ug/kg | 210 | 25. | 1 |
| Benzo(a)anthracene | 63 | J | ug/kg | 120 | 23. | 1 |
| Benzo(a)pyrene | 77 | J | ug/kg | 170 | 51. | 1 |
| Benzo(b)fluoranthene | 93 | J | ug/kg | 120 | 35. | 1 |
| Benzo(k)fluoranthene | ND | | ug/kg | 120 | 33. | 1 |
| Chrysene | 66 | J | ug/kg | 120 | 22. | 1 |
| Acenaphthylene | ND | | ug/kg | 170 | 32. | 1 |
| Anthracene | ND | | ug/kg | 120 | 41. | 1 |
| Benzo(ghi)perylene | 51 | J | ug/kg | 170 | 24. | 1 |
| Fluorene | ND | | ug/kg | 210 | 20. | 1 |
| Phenanthrene | 43 | J | ug/kg | 120 | 25. | 1 |
| Dibenzo(a,h)anthracene | ND | | ug/kg | 120 | 24. | 1 |
| Indeno(1,2,3-cd)pyrene | 60 | J | ug/kg | 170 | 29. | 1 |
| Pyrene | 97 | J | ug/kg | 120 | 21. | 1 |
| 2-Methylnaphthalene | ND | | ug/kg | 250 | 25. | 1 |

| Surrogate | % Recovery | Qualifier | Acceptance Criteria |
|---|---|---|---|
| Nitrobenzene-d5 | 96 | | 23-120 |
| 2-Fluorobiphenyl | 54 | | 30-120 |
| 4-Terphenyl-d14 | 57 | | 18-120 |

**Project Name:** 140-154 NORTH MAIN STREET
**Project Number:** 12166:2A
**Lab Number:** L2224930
**Report Date:** 06/02/22

## SAMPLE RESULTS

Lab ID: L2224930-04 D
Client ID: SB-104 (2-2.5)
Sample Location: PORT CHESTER, NY

Date Collected: 05/11/22 11:10
Date Received: 05/11/22
Field Prep: Not Specified

Sample Depth:
Matrix: Soil
Analytical Method: 1,8270D
Analytical Date: 05/25/22 13:59
Analyst: IM
Percent Solids: 84%

Extraction Method: EPA 3546
Extraction Date: 05/15/22 12:13

| Parameter | Result | Qualifier | Units | RL | MDL | Dilution Factor |
|---|---|---|---|---|---|---|
| **Semivolatile Organics by GC/MS - Westborough Lab** | | | | | | |
| Acenaphthene | 2500 | | ug/kg | 1600 | 200 | 10 |
| 2-Chloronaphthalene | ND | | ug/kg | 2000 | 200 | 10 |
| Fluoranthene | 24000 | | ug/kg | 1200 | 230 | 10 |
| Naphthalene | 820 | J | ug/kg | 2000 | 240 | 10 |
| Benzo(a)anthracene | 9000 | | ug/kg | 1200 | 220 | 10 |
| Benzo(a)pyrene | 9100 | | ug/kg | 1600 | 480 | 10 |
| Benzo(b)fluoranthene | 9200 | | ug/kg | 1200 | 330 | 10 |
| Benzo(k)fluoranthene | 3300 | | ug/kg | 1200 | 320 | 10 |
| Chrysene | 8400 | | ug/kg | 1200 | 200 | 10 |
| Acenaphthylene | ND | | ug/kg | 1600 | 300 | 10 |
| Anthracene | 6200 | | ug/kg | 1200 | 380 | 10 |
| Benzo(ghi)perylene | 5000 | | ug/kg | 1600 | 230 | 10 |
| Fluorene | 2700 | | ug/kg | 2000 | 190 | 10 |
| Phenanthrene | 25000 | | ug/kg | 1200 | 240 | 10 |
| Dibenzo(a,h)anthracene | 1100 | J | ug/kg | 1200 | 230 | 10 |
| Indeno(1,2,3-cd)pyrene | 5700 | | ug/kg | 1600 | 270 | 10 |
| Pyrene | 22000 | | ug/kg | 1200 | 200 | 10 |
| 2-Methylnaphthalene | 910 | J | ug/kg | 2400 | 240 | 10 |

| Surrogate | % Recovery | Qualifier | Acceptance Criteria |
|---|---|---|---|
| 2-Fluorophenol | 64 | | 25-120 |
| Phenol-d6 | 65 | | 10-120 |
| Nitrobenzene-d5 | 69 | | 23-120 |
| 2-Fluorobiphenyl | 65 | | 30-120 |
| 2,4,6-Tribromophenol | 66 | | 10-136 |
| 4-Terphenyl-d14 | 56 | | 18-120 |

**Project Name:** 140-154 NORTH MAIN STREET
**Project Number:** 12166:2A
**Lab Number:** L2224930
**Report Date:** 06/02/22

## SAMPLE RESULTS

Lab ID: L2224930-05 D
Client ID: SB-105 (2.5-3)
Sample Location: PORT CHESTER, NY

Date Collected: 05/11/22 11:20
Date Received: 05/11/22
Field Prep: Not Specified

Sample Depth:
Matrix: Soil
Analytical Method: 1,8270D
Analytical Date: 05/25/22 14:22
Analyst: IM
Percent Solids: 78%

Extraction Method: EPA 3546
Extraction Date: 05/15/22 12:13

| Parameter | Result | Qualifier | Units | RL | MDL | Dilution Factor |
|---|---|---|---|---|---|---|
| **Semivolatile Organics by GC/MS - Westborough Lab** | | | | | | |
| Acenaphthene | ND | | ug/kg | 840 | 110 | 5 |
| 2-Chloronaphthalene | ND | | ug/kg | 1000 | 100 | 5 |
| Fluoranthene | 13000 | | ug/kg | 630 | 120 | 5 |
| Naphthalene | 290 | J | ug/kg | 1000 | 130 | 5 |
| Benzo(a)anthracene | 5600 | | ug/kg | 630 | 120 | 5 |
| Benzo(a)pyrene | 5700 | | ug/kg | 840 | 260 | 5 |
| Benzo(b)fluoranthene | 6400 | | ug/kg | 630 | 180 | 5 |
| Benzo(k)fluoranthene | 2100 | | ug/kg | 630 | 170 | 5 |
| Chrysene | 4800 | | ug/kg | 630 | 110 | 5 |
| Acenaphthylene | 1200 | | ug/kg | 840 | 160 | 5 |
| Anthracene | 1100 | | ug/kg | 630 | 200 | 5 |
| Benzo(ghi)perylene | 3000 | | ug/kg | 840 | 120 | 5 |
| Fluorene | 150 | J | ug/kg | 1000 | 100 | 5 |
| Phenanthrene | 4200 | | ug/kg | 630 | 130 | 5 |
| Dibenzo(a,h)anthracene | 710 | | ug/kg | 630 | 120 | 5 |
| Indeno(1,2,3-cd)pyrene | 3700 | | ug/kg | 840 | 150 | 5 |
| Pyrene | 12000 | | ug/kg | 630 | 100 | 5 |
| 2-Methylnaphthalene | ND | | ug/kg | 1300 | 130 | 5 |

| Surrogate | % Recovery | Qualifier | Acceptance Criteria |
|---|---|---|---|
| 2-Fluorophenol | 68 | | 25-120 |
| Phenol-d6 | 70 | | 10-120 |
| Nitrobenzene-d5 | 63 | | 23-120 |
| 2-Fluorobiphenyl | 52 | | 30-120 |
| 2,4,6-Tribromophenol | 56 | | 10-136 |
| 4-Terphenyl-d14 | 43 | | 18-120 |

**Project Name:** 140-154 NORTH MAIN STREET **Lab Number:** L2224930

**Project Number:** 12166:2A **Report Date:** 06/02/22

## SAMPLE RESULTS

Lab ID: L2224930-06
Client ID: SB-106 (8.5-9)
Sample Location: PORT CHESTER, NY

Date Collected: 05/11/22 11:30
Date Received: 05/11/22
Field Prep: Not Specified

Sample Depth:
Matrix: Soil
Analytical Method: 1,8270D
Analytical Date: 05/16/22 17:26
Analyst: SLR
Percent Solids: 80%

Extraction Method: EPA 3546
Extraction Date: 05/15/22 12:13

| Parameter | Result | Qualifier | Units | RL | MDL | Dilution Factor |
|---|---|---|---|---|---|---|
| **Semivolatile Organics by GC/MS - Westborough Lab** | | | | | | |
| Acenaphthene | ND | | ug/kg | 160 | 21. | 1 |
| 2-Chloronaphthalene | ND | | ug/kg | 200 | 20. | 1 |
| Fluoranthene | ND | | ug/kg | 120 | 24. | 1 |
| Naphthalene | ND | | ug/kg | 200 | 25. | 1 |
| Benzo(a)anthracene | ND | | ug/kg | 120 | 23. | 1 |
| Benzo(a)pyrene | ND | | ug/kg | 160 | 50. | 1 |
| Benzo(b)fluoranthene | ND | | ug/kg | 120 | 34. | 1 |
| Benzo(k)fluoranthene | ND | | ug/kg | 120 | 33. | 1 |
| Chrysene | ND | | ug/kg | 120 | 21. | 1 |
| Acenaphthylene | ND | | ug/kg | 160 | 32. | 1 |
| Anthracene | ND | | ug/kg | 120 | 40. | 1 |
| Benzo(ghi)perylene | ND | | ug/kg | 160 | 24. | 1 |
| Fluorene | ND | | ug/kg | 200 | 20. | 1 |
| Phenanthrene | ND | | ug/kg | 120 | 25. | 1 |
| Dibenzo(a,h)anthracene | ND | | ug/kg | 120 | 24. | 1 |
| Indeno(1,2,3-cd)pyrene | ND | | ug/kg | 160 | 28. | 1 |
| Pyrene | ND | | ug/kg | 120 | 20. | 1 |
| 2-Methylnaphthalene | ND | | ug/kg | 240 | 25. | 1 |

| Surrogate | % Recovery | Qualifier | Acceptance Criteria |
|---|---|---|---|
| Nitrobenzene-d5 | 77 | | 23-120 |
| 2-Fluorobiphenyl | 50 | | 30-120 |
| 4-Terphenyl-d14 | 47 | | 18-120 |

**Project Name:** 140-154 NORTH MAIN STREET **Lab Number:** L2224930

**Project Number:** 12166:2A **Report Date:** 06/02/22

## SAMPLE RESULTS

Lab ID: L2224930-07
Client ID: SB-107 (8-8.5)
Sample Location: PORT CHESTER, NY

Date Collected: 05/11/22 12:00
Date Received: 05/11/22
Field Prep: Not Specified

Sample Depth:
Matrix: Soil
Analytical Method: 1,8270D
Analytical Date: 05/16/22 17:49
Analyst: SLR
Percent Solids: 77%

Extraction Method: EPA 3546
Extraction Date: 05/15/22 12:13

| Parameter | Result | Qualifier | Units | RL | MDL | Dilution Factor |
|---|---|---|---|---|---|---|
| **Semivolatile Organics by GC/MS - Westborough Lab** | | | | | | |
| Acenaphthene | ND | | ug/kg | 170 | 22. | 1 |
| 2-Chloronaphthalene | ND | | ug/kg | 220 | 21. | 1 |
| Fluoranthene | ND | | ug/kg | 130 | 25. | 1 |
| Naphthalene | ND | | ug/kg | 220 | 26. | 1 |
| Benzo(a)anthracene | ND | | ug/kg | 130 | 24. | 1 |
| Benzo(a)pyrene | ND | | ug/kg | 170 | 53. | 1 |
| Benzo(b)fluoranthene | ND | | ug/kg | 130 | 36. | 1 |
| Benzo(k)fluoranthene | ND | | ug/kg | 130 | 34. | 1 |
| Chrysene | ND | | ug/kg | 130 | 22. | 1 |
| Acenaphthylene | ND | | ug/kg | 170 | 33. | 1 |
| Anthracene | ND | | ug/kg | 130 | 42. | 1 |
| Benzo(ghi)perylene | ND | | ug/kg | 170 | 25. | 1 |
| Fluorene | ND | | ug/kg | 220 | 21. | 1 |
| Phenanthrene | ND | | ug/kg | 130 | 26. | 1 |
| Dibenzo(a,h)anthracene | ND | | ug/kg | 130 | 25. | 1 |
| Indeno(1,2,3-cd)pyrene | ND | | ug/kg | 170 | 30. | 1 |
| Pyrene | ND | | ug/kg | 130 | 21. | 1 |
| 2-Methylnaphthalene | ND | | ug/kg | 260 | 26. | 1 |

| Surrogate | % Recovery | Qualifier | Acceptance Criteria |
|---|---|---|---|
| Nitrobenzene-d5 | 102 | | 23-120 |
| 2-Fluorobiphenyl | 56 | | 30-120 |
| 4-Terphenyl-d14 | 62 | | 18-120 |

**Project Name:** 140-154 NORTH MAIN STREET **Lab Number:** L2224930

**Project Number:** 12166:2A **Report Date:** 06/02/22

## SAMPLE RESULTS

Lab ID: L2224930-08
Client ID: SB-108 (1.5-2)
Sample Location: PORT CHESTER, NY

Date Collected: 05/11/22 12:30
Date Received: 05/11/22
Field Prep: Not Specified

Sample Depth:
Matrix: Soil
Analytical Method: 1,8270D
Analytical Date: 05/16/22 21:20
Analyst: SLR
Percent Solids: 71%

Extraction Method: EPA 3546
Extraction Date: 05/15/22 12:13

| Parameter | Result | Qualifier | Units | RL | MDL | Dilution Factor |
|---|---|---|---|---|---|---|
| **Semivolatile Organics by GC/MS - Westborough Lab** | | | | | | |
| Acenaphthene | ND | | ug/kg | 190 | 24. | 1 |
| 2-Chloronaphthalene | ND | | ug/kg | 230 | 23. | 1 |
| Fluoranthene | 44 | J | ug/kg | 140 | 27. | 1 |
| Naphthalene | ND | | ug/kg | 230 | 28. | 1 |
| Benzo(a)anthracene | 31 | J | ug/kg | 140 | 26. | 1 |
| Benzo(a)pyrene | ND | | ug/kg | 190 | 57. | 1 |
| Benzo(b)fluoranthene | 45 | J | ug/kg | 140 | 39. | 1 |
| Benzo(k)fluoranthene | ND | | ug/kg | 140 | 37. | 1 |
| Chrysene | 30 | J | ug/kg | 140 | 24. | 1 |
| Acenaphthylene | ND | | ug/kg | 190 | 36. | 1 |
| Anthracene | ND | | ug/kg | 140 | 46. | 1 |
| Benzo(ghi)perylene | 35 | J | ug/kg | 190 | 28. | 1 |
| Fluorene | ND | | ug/kg | 230 | 23. | 1 |
| Phenanthrene | ND | | ug/kg | 140 | 28. | 1 |
| Dibenzo(a,h)anthracene | ND | | ug/kg | 140 | 27. | 1 |
| Indeno(1,2,3-cd)pyrene | 41 | J | ug/kg | 190 | 33. | 1 |
| Pyrene | 41 | J | ug/kg | 140 | 23. | 1 |
| 2-Methylnaphthalene | ND | | ug/kg | 280 | 28. | 1 |

| Surrogate | % Recovery | Qualifier | Acceptance Criteria |
|---|---|---|---|
| Nitrobenzene-d5 | 102 | | 23-120 |
| 2-Fluorobiphenyl | 60 | | 30-120 |
| 4-Terphenyl-d14 | 53 | | 18-120 |

**Project Name:** 140-154 NORTH MAIN STREET **Lab Number:** L2224930

**Project Number:** 12166:2A **Report Date:** 06/02/22

## SAMPLE RESULTS

Lab ID: L2224930-09
Client ID: SB-109 (2-2.5)
Sample Location: PORT CHESTER, NY

Date Collected: 05/11/22 12:40
Date Received: 05/11/22
Field Prep: Not Specified

Sample Depth:
Matrix: Soil
Analytical Method: 1,8270D
Analytical Date: 05/16/22 21:43
Analyst: SLR
Percent Solids: 81%

Extraction Method: EPA 3546
Extraction Date: 05/15/22 12:13

| Parameter | Result | Qualifier | Units | RL | MDL | Dilution Factor |
|---|---|---|---|---|---|---|
| **Semivolatile Organics by GC/MS - Westborough Lab** | | | | | | |
| Acenaphthene | ND | | ug/kg | 160 | 21. | 1 |
| 2-Chloronaphthalene | ND | | ug/kg | 200 | 20. | 1 |
| Fluoranthene | 48 | J | ug/kg | 120 | 23. | 1 |
| Naphthalene | ND | | ug/kg | 200 | 25. | 1 |
| Benzo(a)anthracene | 37 | J | ug/kg | 120 | 23. | 1 |
| Benzo(a)pyrene | 55 | J | ug/kg | 160 | 50. | 1 |
| Benzo(b)fluoranthene | 60 | J | ug/kg | 120 | 34. | 1 |
| Benzo(k)fluoranthene | ND | | ug/kg | 120 | 32. | 1 |
| Chrysene | 34 | J | ug/kg | 120 | 21. | 1 |
| Acenaphthylene | ND | | ug/kg | 160 | 31. | 1 |
| Anthracene | ND | | ug/kg | 120 | 40. | 1 |
| Benzo(ghi)perylene | 41 | J | ug/kg | 160 | 24. | 1 |
| Fluorene | ND | | ug/kg | 200 | 20. | 1 |
| Phenanthrene | ND | | ug/kg | 120 | 25. | 1 |
| Dibenzo(a,h)anthracene | ND | | ug/kg | 120 | 24. | 1 |
| Indeno(1,2,3-cd)pyrene | 49 | J | ug/kg | 160 | 28. | 1 |
| Pyrene | 46 | J | ug/kg | 120 | 20. | 1 |
| 2-Methylnaphthalene | ND | | ug/kg | 240 | 24. | 1 |

| Surrogate | % Recovery | Qualifier | Acceptance Criteria |
|---|---|---|---|
| Nitrobenzene-d5 | 87 | | 23-120 |
| 2-Fluorobiphenyl | 45 | | 30-120 |
| 4-Terphenyl-d14 | 39 | | 18-120 |

**Project Name:** 140-154 NORTH MAIN STREET
**Project Number:** 12166:2A

**Lab Number:** L2224930
**Report Date:** 06/02/22

# Method Blank Analysis
## Batch Quality Control

Analytical Method: 1,8270D
Analytical Date: 05/16/22 18:29
Analyst: LJG

Extraction Method: EPA 3546
Extraction Date: 05/15/22 12:13

| Parameter | Result | Qualifier | Units | RL | MDL |
|---|---|---|---|---|---|
| Semivolatile Organics by GC/MS - Westborough Lab for sample(s): 01-09 Batch: WG1638624-1 | | | | | |
| Acenaphthene | ND | | ug/kg | 130 | 17. |
| 2-Chloronaphthalene | ND | | ug/kg | 160 | 16. |
| Fluoranthene | ND | | ug/kg | 99 | 19. |
| Naphthalene | ND | | ug/kg | 160 | 20. |
| Benzo(a)anthracene | ND | | ug/kg | 99 | 19. |
| Benzo(a)pyrene | ND | | ug/kg | 130 | 40. |
| Benzo(b)fluoranthene | ND | | ug/kg | 99 | 28. |
| Benzo(k)fluoranthene | ND | | ug/kg | 99 | 26. |
| Chrysene | ND | | ug/kg | 99 | 17. |
| Acenaphthylene | ND | | ug/kg | 130 | 26. |
| Anthracene | ND | | ug/kg | 99 | 32. |
| Benzo(ghi)perylene | ND | | ug/kg | 130 | 19. |
| Fluorene | ND | | ug/kg | 160 | 16. |
| Phenanthrene | ND | | ug/kg | 99 | 20. |
| Dibenzo(a,h)anthracene | ND | | ug/kg | 99 | 19. |
| Indeno(1,2,3-cd)pyrene | ND | | ug/kg | 130 | 23. |
| Pyrene | ND | | ug/kg | 99 | 16. |
| 2-Methylnaphthalene | ND | | ug/kg | 200 | 20. |

| Surrogate | %Recovery | Qualifier | Acceptance Criteria |
|---|---|---|---|
| 2-Fluorophenol | 72 | | 25-120 |
| Phenol-d6 | 68 | | 10-120 |
| Nitrobenzene-d5 | 63 | | 23-120 |
| 2-Fluorobiphenyl | 65 | | 30-120 |
| 2,4,6-Tribromophenol | 62 | | 10-136 |
| 4-Terphenyl-d14 | 63 | | 18-120 |

# Lab Control Sample Analysis
## Batch Quality Control

**Project Name:** 140-154 NORTH MAIN STREET
**Project Number:** 12166:2A

**Lab Number:** L2224930
**Report Date:** 06/02/22

| Parameter | LCS %Recovery | Qual | LCSD %Recovery | Qual | %Recovery Limits | RPD | Qual | RPD Limits |
|---|---|---|---|---|---|---|---|---|
| Semivolatile Organics by GC/MS - Westborough Lab Associated sample(s): 01-09 Batch: WG1638624-2 WG1638624-3 | | | | | | | | |
| Acenaphthene | 61 | | 65 | | 31-137 | 6 | | 50 |
| 2-Chloronaphthalene | 62 | | 70 | | 40-140 | 12 | | 50 |
| Fluoranthene | 68 | | 68 | | 40-140 | 0 | | 50 |
| Naphthalene | 64 | | 67 | | 40-140 | 5 | | 50 |
| Benzo(a)anthracene | 69 | | 70 | | 40-140 | 1 | | 50 |
| Benzo(a)pyrene | 65 | | 57 | | 40-140 | 13 | | 50 |
| Benzo(b)fluoranthene | 66 | | 56 | | 40-140 | 16 | | 50 |
| Benzo(k)fluoranthene | 70 | | 60 | | 40-140 | 15 | | 50 |
| Chrysene | 71 | | 70 | | 40-140 | 1 | | 50 |
| Acenaphthylene | 63 | | 68 | | 40-140 | 8 | | 50 |
| Anthracene | 64 | | 66 | | 40-140 | 3 | | 50 |
| Benzo(ghi)perylene | 64 | | 66 | | 40-140 | 3 | | 50 |
| Fluorene | 67 | | 67 | | 40-140 | 0 | | 50 |
| Phenanthrene | 65 | | 66 | | 40-140 | 2 | | 50 |
| Dibenzo(a,h)anthracene | 66 | | 67 | | 40-140 | 2 | | 50 |
| Indeno(1,2,3-cd)pyrene | 69 | | 69 | | 40-140 | 0 | | 50 |
| Pyrene | 68 | | 71 | | 35-142 | 4 | | 50 |
| 2-Methylnaphthalene | 66 | | 72 | | 40-140 | 9 | | 50 |

# Lab Control Sample Analysis

## Batch Quality Control

**Project Name:** 140-154 NORTH MAIN STREET

**Project Number:** 12166:2A

**Lab Number:** L2224930

**Report Date:** 06/02/22

| Parameter | LCS %Recovery | Qual | LCSD %Recovery | Qual | %Recovery Limits | RPD | Qual | RPD Limits |
|---|---|---|---|---|---|---|---|---|
| Semivolatile Organics by GC/MS - Westborough Lab Associated sample(s): 01-09 Batch: WG1638624-2 WG1638624-3 | | | | | | | | |

| Surrogate | LCS %Recovery | Qual | LCSD %Recovery | Qual | Acceptance Criteria |
|---|---|---|---|---|---|
| 2-Fluorophenol | 72 | | 73 | | 25-120 |
| Phenol-d6 | 73 | | 76 | | 10-120 |
| Nitrobenzene-d5 | 62 | | 65 | | 23-120 |
| 2-Fluorobiphenyl | 59 | | 66 | | 30-120 |
| 2,4,6-Tribromophenol | 63 | | 64 | | 10-136 |
| 4-Terphenyl-d14 | 63 | | 67 | | 18-120 |

# METALS

**Project Name:** 140-154 NORTH MAIN STREET **Lab Number:** L2224930

**Project Number:** 12166:2A **Report Date:** 06/02/22

## SAMPLE RESULTS

Lab ID: L2224930-01 Date Collected: 05/11/22 10:10

Client ID: SB-101 (2.5-3) Date Received: 05/11/22

Sample Location: PORT CHESTER, NY Field Prep: Not Specified

Sample Depth:

Matrix: Soil

Percent Solids: 80%

| Parameter | Result | Qualifier | Units | RL | MDL | Dilution Factor | Date Prepared | Date Analyzed | Prep Method | Analytical Method | Analyst |
|---|---|---|---|---|---|---|---|---|---|---|---|
| **Total Metals - Mansfield Lab** | | | | | | | | | | | |
| Aluminum, Total | 13800 | | mg/kg | 9.71 | 2.62 | 2 | 05/31/22 05:45 | 06/02/22 09:32 | EPA 3050B | 1,6010D | SB |
| Antimony, Total | 0.534 | J | mg/kg | 4.86 | 0.369 | 2 | 05/31/22 05:45 | 06/02/22 09:32 | EPA 3050B | 1,6010D | SB |
| Arsenic, Total | 5.42 | | mg/kg | 0.971 | 0.202 | 2 | 05/31/22 05:45 | 06/02/22 09:32 | EPA 3050B | 1,6010D | SB |
| Barium, Total | 102 | | mg/kg | 0.971 | 0.169 | 2 | 05/31/22 05:45 | 06/02/22 09:32 | EPA 3050B | 1,6010D | SB |
| Beryllium, Total | 0.641 | | mg/kg | 0.486 | 0.032 | 2 | 05/31/22 05:45 | 06/02/22 09:32 | EPA 3050B | 1,6010D | SB |
| Cadmium, Total | 0.320 | J | mg/kg | 0.971 | 0.095 | 2 | 05/31/22 05:45 | 06/02/22 09:32 | EPA 3050B | 1,6010D | SB |
| Calcium, Total | 2320 | | mg/kg | 9.71 | 3.40 | 2 | 05/31/22 05:45 | 06/02/22 09:32 | EPA 3050B | 1,6010D | SB |
| Chromium, Total | 18.5 | | mg/kg | 0.971 | 0.093 | 2 | 05/31/22 05:45 | 06/02/22 09:32 | EPA 3050B | 1,6010D | SB |
| Cobalt, Total | 7.96 | | mg/kg | 1.94 | 0.161 | 2 | 05/31/22 05:45 | 06/02/22 09:32 | EPA 3050B | 1,6010D | SB |
| Copper, Total | 18.0 | | mg/kg | 0.971 | 0.251 | 2 | 05/31/22 05:45 | 06/02/22 09:32 | EPA 3050B | 1,6010D | SB |
| Iron, Total | 19900 | | mg/kg | 4.86 | 0.877 | 2 | 05/31/22 05:45 | 06/02/22 09:32 | EPA 3050B | 1,6010D | SB |
| Lead, Total | 133 | | mg/kg | 4.86 | 0.260 | 2 | 05/31/22 05:45 | 06/02/22 09:32 | EPA 3050B | 1,6010D | SB |
| Magnesium, Total | 2990 | | mg/kg | 9.71 | 1.50 | 2 | 05/31/22 05:45 | 06/02/22 09:32 | EPA 3050B | 1,6010D | SB |
| Manganese, Total | 466 | | mg/kg | 0.971 | 0.154 | 2 | 05/31/22 05:45 | 06/02/22 09:32 | EPA 3050B | 1,6010D | SB |
| Mercury, Total | 0.634 | | mg/kg | 0.079 | 0.052 | 1 | 05/31/22 07:20 | 05/31/22 12:40 | EPA 7471B | 1,7471B | AW |
| Nickel, Total | 13.4 | | mg/kg | 2.43 | 0.235 | 2 | 05/31/22 05:45 | 06/02/22 09:32 | EPA 3050B | 1,6010D | SB |
| Potassium, Total | 833 | | mg/kg | 243 | 14.0 | 2 | 05/31/22 05:45 | 06/02/22 09:32 | EPA 3050B | 1,6010D | SB |
| Selenium, Total | 0.350 | J | mg/kg | 1.94 | 0.251 | 2 | 05/31/22 05:45 | 06/02/22 09:32 | EPA 3050B | 1,6010D | SB |
| Silver, Total | ND | | mg/kg | 0.971 | 0.275 | 2 | 05/31/22 05:45 | 06/02/22 09:32 | EPA 3050B | 1,6010D | SB |
| Sodium, Total | 303 | | mg/kg | 194 | 3.06 | 2 | 05/31/22 05:45 | 06/02/22 09:32 | EPA 3050B | 1,6010D | SB |
| Thallium, Total | ND | | mg/kg | 1.94 | 0.306 | 2 | 05/31/22 05:45 | 06/02/22 09:32 | EPA 3050B | 1,6010D | SB |
| Vanadium, Total | 30.9 | | mg/kg | 0.971 | 0.197 | 2 | 05/31/22 05:45 | 06/02/22 09:32 | EPA 3050B | 1,6010D | SB |
| Zinc, Total | 62.2 | | mg/kg | 4.86 | 0.285 | 2 | 05/31/22 05:45 | 06/02/22 09:32 | EPA 3050B | 1,6010D | SB |

**Project Name:** 140-154 NORTH MAIN STREET **Lab Number:** L2224930

**Project Number:** 12166:2A **Report Date:** 06/02/22

## SAMPLE RESULTS

Lab ID: L2224930-02 Date Collected: 05/11/22 10:20

Client ID: SB-102 (5.5-6) Date Received: 05/11/22

Sample Location: PORT CHESTER, NY Field Prep: Not Specified

Sample Depth:

Matrix: Soil

Percent Solids: 95%

| Parameter | Result | Qualifier | Units | RL | MDL | Dilution Factor | Date Prepared | Date Analyzed | Prep Method | Analytical Method | Analyst |
|---|---|---|---|---|---|---|---|---|---|---|---|
| **Total Metals - Mansfield Lab** | | | | | | | | | | | |
| Aluminum, Total | 4330 | | mg/kg | 7.99 | 2.16 | 2 | 05/31/22 05:45 | 06/02/22 09:36 | EPA 3050B | 1,6010D | SB |
| Antimony, Total | ND | | mg/kg | 4.00 | 0.304 | 2 | 05/31/22 05:45 | 06/02/22 09:36 | EPA 3050B | 1,6010D | SB |
| Arsenic, Total | 0.671 | J | mg/kg | 0.799 | 0.166 | 2 | 05/31/22 05:45 | 06/02/22 09:36 | EPA 3050B | 1,6010D | SB |
| Barium, Total | 19.8 | | mg/kg | 0.799 | 0.139 | 2 | 05/31/22 05:45 | 06/02/22 09:36 | EPA 3050B | 1,6010D | SB |
| Beryllium, Total | 0.144 | J | mg/kg | 0.400 | 0.026 | 2 | 05/31/22 05:45 | 06/02/22 09:36 | EPA 3050B | 1,6010D | SB |
| Cadmium, Total | 0.136 | J | mg/kg | 0.799 | 0.078 | 2 | 05/31/22 05:45 | 06/02/22 09:36 | EPA 3050B | 1,6010D | SB |
| Calcium, Total | 555 | | mg/kg | 7.99 | 2.80 | 2 | 05/31/22 05:45 | 06/02/22 09:36 | EPA 3050B | 1,6010D | SB |
| Chromium, Total | 7.82 | | mg/kg | 0.799 | 0.077 | 2 | 05/31/22 05:45 | 06/02/22 09:36 | EPA 3050B | 1,6010D | SB |
| Cobalt, Total | 4.15 | | mg/kg | 1.60 | 0.133 | 2 | 05/31/22 05:45 | 06/02/22 09:36 | EPA 3050B | 1,6010D | SB |
| Copper, Total | 9.28 | | mg/kg | 0.799 | 0.206 | 2 | 05/31/22 05:45 | 06/02/22 09:36 | EPA 3050B | 1,6010D | SB |
| Iron, Total | 8120 | | mg/kg | 4.00 | 0.722 | 2 | 05/31/22 05:45 | 06/02/22 09:36 | EPA 3050B | 1,6010D | SB |
| Lead, Total | 7.04 | | mg/kg | 4.00 | 0.214 | 2 | 05/31/22 05:45 | 06/02/22 09:36 | EPA 3050B | 1,6010D | SB |
| Magnesium, Total | 1630 | | mg/kg | 7.99 | 1.23 | 2 | 05/31/22 05:45 | 06/02/22 09:36 | EPA 3050B | 1,6010D | SB |
| Manganese, Total | 289 | | mg/kg | 0.799 | 0.127 | 2 | 05/31/22 05:45 | 06/02/22 09:36 | EPA 3050B | 1,6010D | SB |
| Mercury, Total | ND | | mg/kg | 0.067 | 0.044 | 1 | 05/31/22 07:20 | 05/31/22 12:43 | EPA 7471B | 1,7471B | AW |
| Nickel, Total | 7.91 | | mg/kg | 2.00 | 0.193 | 2 | 05/31/22 05:45 | 06/02/22 09:36 | EPA 3050B | 1,6010D | SB |
| Potassium, Total | 766 | | mg/kg | 200 | 11.5 | 2 | 05/31/22 05:45 | 06/02/22 09:36 | EPA 3050B | 1,6010D | SB |
| Selenium, Total | 0.232 | J | mg/kg | 1.60 | 0.206 | 2 | 05/31/22 05:45 | 06/02/22 09:36 | EPA 3050B | 1,6010D | SB |
| Silver, Total | ND | | mg/kg | 0.799 | 0.226 | 2 | 05/31/22 05:45 | 06/02/22 09:36 | EPA 3050B | 1,6010D | SB |
| Sodium, Total | 94.8 | J | mg/kg | 160 | 2.52 | 2 | 05/31/22 05:45 | 06/02/22 09:36 | EPA 3050B | 1,6010D | SB |
| Thallium, Total | ND | | mg/kg | 1.60 | 0.252 | 2 | 05/31/22 05:45 | 06/02/22 09:36 | EPA 3050B | 1,6010D | SB |
| Vanadium, Total | 9.85 | | mg/kg | 0.799 | 0.162 | 2 | 05/31/22 05:45 | 06/02/22 09:36 | EPA 3050B | 1,6010D | SB |
| Zinc, Total | 26.3 | | mg/kg | 4.00 | 0.234 | 2 | 05/31/22 05:45 | 06/02/22 09:36 | EPA 3050B | 1,6010D | SB |

**Project Name:** 140-154 NORTH MAIN STREET **Lab Number:** L2224930

**Project Number:** 12166:2A **Report Date:** 06/02/22

## SAMPLE RESULTS

Lab ID: L2224930-03 Date Collected: 05/11/22 10:45

Client ID: SB-103 (2.5-3) Date Received: 05/11/22

Sample Location: PORT CHESTER, NY Field Prep: Not Specified

Sample Depth:

Matrix: Soil

Percent Solids: 80%

| Parameter | Result | Qualifier | Units | RL | MDL | Dilution Factor | Date Prepared | Date Analyzed | Prep Method | Analytical Method | Analyst |
|---|---|---|---|---|---|---|---|---|---|---|---|
| **Total Metals - Mansfield Lab** | | | | | | | | | | | |
| Aluminum, Total | 14700 | | mg/kg | 9.82 | 2.65 | 2 | 05/31/22 05:45 | 06/02/22 09:41 | EPA 3050B | 1,6010D | SB |
| Antimony, Total | 0.383 | J | mg/kg | 4.91 | 0.373 | 2 | 05/31/22 05:45 | 06/02/22 09:41 | EPA 3050B | 1,6010D | SB |
| Arsenic, Total | 5.10 | | mg/kg | 0.982 | 0.204 | 2 | 05/31/22 05:45 | 06/02/22 09:41 | EPA 3050B | 1,6010D | SB |
| Barium, Total | 125 | | mg/kg | 0.982 | 0.171 | 2 | 05/31/22 05:45 | 06/02/22 09:41 | EPA 3050B | 1,6010D | SB |
| Beryllium, Total | 0.648 | | mg/kg | 0.491 | 0.032 | 2 | 05/31/22 05:45 | 06/02/22 09:41 | EPA 3050B | 1,6010D | SB |
| Cadmium, Total | 0.452 | J | mg/kg | 0.982 | 0.096 | 2 | 05/31/22 05:45 | 06/02/22 09:41 | EPA 3050B | 1,6010D | SB |
| Calcium, Total | 2980 | | mg/kg | 9.82 | 3.44 | 2 | 05/31/22 05:45 | 06/02/22 09:41 | EPA 3050B | 1,6010D | SB |
| Chromium, Total | 23.3 | | mg/kg | 0.982 | 0.094 | 2 | 05/31/22 05:45 | 06/02/22 09:41 | EPA 3050B | 1,6010D | SB |
| Cobalt, Total | 8.74 | | mg/kg | 1.96 | 0.163 | 2 | 05/31/22 05:45 | 06/02/22 09:41 | EPA 3050B | 1,6010D | SB |
| Copper, Total | 34.1 | | mg/kg | 0.982 | 0.253 | 2 | 05/31/22 05:45 | 06/02/22 09:41 | EPA 3050B | 1,6010D | SB |
| Iron, Total | 21100 | | mg/kg | 4.91 | 0.887 | 2 | 05/31/22 05:45 | 06/02/22 09:41 | EPA 3050B | 1,6010D | SB |
| Lead, Total | 274 | | mg/kg | 4.91 | 0.263 | 2 | 05/31/22 05:45 | 06/02/22 09:41 | EPA 3050B | 1,6010D | SB |
| Magnesium, Total | 3500 | | mg/kg | 9.82 | 1.51 | 2 | 05/31/22 05:45 | 06/02/22 09:41 | EPA 3050B | 1,6010D | SB |
| Manganese, Total | 439 | | mg/kg | 0.982 | 0.156 | 2 | 05/31/22 05:45 | 06/02/22 09:41 | EPA 3050B | 1,6010D | SB |
| Mercury, Total | 1.27 | | mg/kg | 0.079 | 0.052 | 1 | 05/31/22 07:20 | 05/31/22 12:47 | EPA 7471B | 1,7471B | AW |
| Nickel, Total | 14.4 | | mg/kg | 2.46 | 0.238 | 2 | 05/31/22 05:45 | 06/02/22 09:41 | EPA 3050B | 1,6010D | SB |
| Potassium, Total | 1360 | | mg/kg | 246 | 14.1 | 2 | 05/31/22 05:45 | 06/02/22 09:41 | EPA 3050B | 1,6010D | SB |
| Selenium, Total | 0.825 | J | mg/kg | 1.96 | 0.253 | 2 | 05/31/22 05:45 | 06/02/22 09:41 | EPA 3050B | 1,6010D | SB |
| Silver, Total | ND | | mg/kg | 0.982 | 0.278 | 2 | 05/31/22 05:45 | 06/02/22 09:41 | EPA 3050B | 1,6010D | SB |
| Sodium, Total | 326 | | mg/kg | 196 | 3.09 | 2 | 05/31/22 05:45 | 06/02/22 09:41 | EPA 3050B | 1,6010D | SB |
| Thallium, Total | ND | | mg/kg | 1.96 | 0.309 | 2 | 05/31/22 05:45 | 06/02/22 09:41 | EPA 3050B | 1,6010D | SB |
| Vanadium, Total | 32.7 | | mg/kg | 0.982 | 0.199 | 2 | 05/31/22 05:45 | 06/02/22 09:41 | EPA 3050B | 1,6010D | SB |
| Zinc, Total | 129 | | mg/kg | 4.91 | 0.288 | 2 | 05/31/22 05:45 | 06/02/22 09:41 | EPA 3050B | 1,6010D | SB |

**Project Name:** 140-154 NORTH MAIN STREET **Lab Number:** L2224930

**Project Number:** 12166:2A **Report Date:** 06/02/22

## SAMPLE RESULTS

Lab ID: L2224930-04 Date Collected: 05/11/22 11:10

Client ID: SB-104 (2-2.5) Date Received: 05/11/22

Sample Location: PORT CHESTER, NY Field Prep: Not Specified

Sample Depth:

Matrix: Soil

Percent Solids: 84%

| Parameter | Result | Qualifier | Units | RL | MDL | Dilution Factor | Date Prepared | Date Analyzed | Prep Method | Analytical Method | Analyst |
|---|---|---|---|---|---|---|---|---|---|---|---|
| **Total Metals - Mansfield Lab** | | | | | | | | | | | |
| Aluminum, Total | 9520 | | mg/kg | 9.18 | 2.48 | 2 | 05/31/22 05:45 | 06/02/22 10:28 | EPA 3050B | 1,6010D | SB |
| Antimony, Total | 1.28 | J | mg/kg | 4.59 | 0.349 | 2 | 05/31/22 05:45 | 06/02/22 10:28 | EPA 3050B | 1,6010D | SB |
| Arsenic, Total | 4.76 | | mg/kg | 0.918 | 0.191 | 2 | 05/31/22 05:45 | 06/02/22 10:28 | EPA 3050B | 1,6010D | SB |
| Barium, Total | 126 | | mg/kg | 0.918 | 0.160 | 2 | 05/31/22 05:45 | 06/02/22 10:28 | EPA 3050B | 1,6010D | SB |
| Beryllium, Total | 0.477 | | mg/kg | 0.459 | 0.030 | 2 | 05/31/22 05:45 | 06/02/22 10:28 | EPA 3050B | 1,6010D | SB |
| Cadmium, Total | 0.707 | J | mg/kg | 0.918 | 0.090 | 2 | 05/31/22 05:45 | 06/02/22 10:28 | EPA 3050B | 1,6010D | SB |
| Calcium, Total | 3500 | | mg/kg | 9.18 | 3.21 | 2 | 05/31/22 05:45 | 06/02/22 10:28 | EPA 3050B | 1,6010D | SB |
| Chromium, Total | 16.0 | | mg/kg | 0.918 | 0.088 | 2 | 05/31/22 05:45 | 06/02/22 10:28 | EPA 3050B | 1,6010D | SB |
| Cobalt, Total | 7.51 | | mg/kg | 1.84 | 0.152 | 2 | 05/31/22 05:45 | 06/02/22 10:28 | EPA 3050B | 1,6010D | SB |
| Copper, Total | 51.4 | | mg/kg | 0.918 | 0.237 | 2 | 05/31/22 05:45 | 06/02/22 10:28 | EPA 3050B | 1,6010D | SB |
| Iron, Total | 22800 | | mg/kg | 4.59 | 0.829 | 2 | 05/31/22 05:45 | 06/02/22 14:49 | EPA 3050B | 1,6010D | SB |
| Lead, Total | 719 | | mg/kg | 4.59 | 0.246 | 2 | 05/31/22 05:45 | 06/02/22 10:28 | EPA 3050B | 1,6010D | SB |
| Magnesium, Total | 2390 | | mg/kg | 9.18 | 1.41 | 2 | 05/31/22 05:45 | 06/02/22 10:28 | EPA 3050B | 1,6010D | SB |
| Manganese, Total | 217 | | mg/kg | 0.918 | 0.146 | 2 | 05/31/22 05:45 | 06/02/22 10:28 | EPA 3050B | 1,6010D | SB |
| Mercury, Total | 5.66 | | mg/kg | 0.757 | 0.494 | 10 | 05/31/22 07:20 | 05/31/22 14:16 | EPA 7471B | 1,7471B | AW |
| Nickel, Total | 13.9 | | mg/kg | 2.29 | 0.222 | 2 | 05/31/22 05:45 | 06/02/22 10:28 | EPA 3050B | 1,6010D | SB |
| Potassium, Total | 1010 | | mg/kg | 229 | 13.2 | 2 | 05/31/22 05:45 | 06/02/22 10:28 | EPA 3050B | 1,6010D | SB |
| Selenium, Total | 0.450 | J | mg/kg | 1.84 | 0.237 | 2 | 05/31/22 05:45 | 06/02/22 10:28 | EPA 3050B | 1,6010D | SB |
| Silver, Total | ND | | mg/kg | 0.918 | 0.260 | 2 | 05/31/22 05:45 | 06/02/22 10:28 | EPA 3050B | 1,6010D | SB |
| Sodium, Total | 486 | | mg/kg | 184 | 2.89 | 2 | 05/31/22 05:45 | 06/02/22 10:28 | EPA 3050B | 1,6010D | SB |
| Thallium, Total | ND | | mg/kg | 1.84 | 0.289 | 2 | 05/31/22 05:45 | 06/02/22 10:28 | EPA 3050B | 1,6010D | SB |
| Vanadium, Total | 24.5 | | mg/kg | 0.918 | 0.186 | 2 | 05/31/22 05:45 | 06/02/22 10:28 | EPA 3050B | 1,6010D | SB |
| Zinc, Total | 228 | | mg/kg | 4.59 | 0.269 | 2 | 05/31/22 05:45 | 06/02/22 10:28 | EPA 3050B | 1,6010D | SB |

**Project Name:** 140-154 NORTH MAIN STREET **Lab Number:** L2224930

**Project Number:** 12166:2A **Report Date:** 06/02/22

## SAMPLE RESULTS

Lab ID: L2224930-05 Date Collected: 05/11/22 11:20

Client ID: SB-105 (2.5-3) Date Received: 05/11/22

Sample Location: PORT CHESTER, NY Field Prep: Not Specified

Sample Depth:

Matrix: Soil

Percent Solids: 78%

| Parameter | Result | Qualifier | Units | RL | MDL | Dilution Factor | Date Prepared | Date Analyzed | Prep Method | Analytical Method | Analyst |
|---|---|---|---|---|---|---|---|---|---|---|---|
| **Total Metals - Mansfield Lab** | | | | | | | | | | | |
| Aluminum, Total | 13300 | | mg/kg | 10.1 | 2.72 | 2 | 05/31/22 05:45 | 06/02/22 10:33 | EPA 3050B | 1,6010D | SB |
| Antimony, Total | 0.444 | J | mg/kg | 5.05 | 0.384 | 2 | 05/31/22 05:45 | 06/02/22 10:33 | EPA 3050B | 1,6010D | SB |
| Arsenic, Total | 4.78 | | mg/kg | 1.01 | 0.210 | 2 | 05/31/22 05:45 | 06/02/22 10:33 | EPA 3050B | 1,6010D | SB |
| Barium, Total | 251 | | mg/kg | 1.01 | 0.176 | 2 | 05/31/22 05:45 | 06/02/22 10:33 | EPA 3050B | 1,6010D | SB |
| Beryllium, Total | 0.565 | | mg/kg | 0.505 | 0.033 | 2 | 05/31/22 05:45 | 06/02/22 10:33 | EPA 3050B | 1,6010D | SB |
| Cadmium, Total | 0.374 | J | mg/kg | 1.01 | 0.099 | 2 | 05/31/22 05:45 | 06/02/22 10:33 | EPA 3050B | 1,6010D | SB |
| Calcium, Total | 2010 | | mg/kg | 10.1 | 3.53 | 2 | 05/31/22 05:45 | 06/02/22 10:33 | EPA 3050B | 1,6010D | SB |
| Chromium, Total | 22.7 | | mg/kg | 1.01 | 0.097 | 2 | 05/31/22 05:45 | 06/02/22 10:33 | EPA 3050B | 1,6010D | SB |
| Cobalt, Total | 5.90 | | mg/kg | 2.02 | 0.168 | 2 | 05/31/22 05:45 | 06/02/22 10:33 | EPA 3050B | 1,6010D | SB |
| Copper, Total | 18.7 | | mg/kg | 1.01 | 0.260 | 2 | 05/31/22 05:45 | 06/02/22 10:33 | EPA 3050B | 1,6010D | SB |
| Iron, Total | 21600 | | mg/kg | 5.05 | 0.912 | 2 | 05/31/22 05:45 | 06/02/22 14:54 | EPA 3050B | 1,6010D | SB |
| Lead, Total | 1110 | | mg/kg | 5.05 | 0.270 | 2 | 05/31/22 05:45 | 06/02/22 10:33 | EPA 3050B | 1,6010D | SB |
| Magnesium, Total | 2550 | | mg/kg | 10.1 | 1.55 | 2 | 05/31/22 05:45 | 06/02/22 10:33 | EPA 3050B | 1,6010D | SB |
| Manganese, Total | 261 | | mg/kg | 1.01 | 0.160 | 2 | 05/31/22 05:45 | 06/02/22 10:33 | EPA 3050B | 1,6010D | SB |
| Mercury, Total | 0.281 | | mg/kg | 0.081 | 0.053 | 1 | 05/31/22 07:20 | 05/31/22 13:10 | EPA 7471B | 1,7471B | AW |
| Nickel, Total | 10.5 | | mg/kg | 2.52 | 0.244 | 2 | 05/31/22 05:45 | 06/02/22 10:33 | EPA 3050B | 1,6010D | SB |
| Potassium, Total | 695 | | mg/kg | 252 | 14.5 | 2 | 05/31/22 05:45 | 06/02/22 10:33 | EPA 3050B | 1,6010D | SB |
| Selenium, Total | 0.384 | J | mg/kg | 2.02 | 0.260 | 2 | 05/31/22 05:45 | 06/02/22 10:33 | EPA 3050B | 1,6010D | SB |
| Silver, Total | ND | | mg/kg | 1.01 | 0.286 | 2 | 05/31/22 05:45 | 06/02/22 10:33 | EPA 3050B | 1,6010D | SB |
| Sodium, Total | 566 | | mg/kg | 202 | 3.18 | 2 | 05/31/22 05:45 | 06/02/22 10:33 | EPA 3050B | 1,6010D | SB |
| Thallium, Total | ND | | mg/kg | 2.02 | 0.318 | 2 | 05/31/22 05:45 | 06/02/22 10:33 | EPA 3050B | 1,6010D | SB |
| Vanadium, Total | 28.7 | | mg/kg | 1.01 | 0.205 | 2 | 05/31/22 05:45 | 06/02/22 10:33 | EPA 3050B | 1,6010D | SB |
| Zinc, Total | 109 | | mg/kg | 5.05 | 0.296 | 2 | 05/31/22 05:45 | 06/02/22 10:33 | EPA 3050B | 1,6010D | SB |

**Project Name:** 140-154 NORTH MAIN STREET **Lab Number:** L2224930

**Project Number:** 12166:2A **Report Date:** 06/02/22

## SAMPLE RESULTS

Lab ID: L2224930-06 Date Collected: 05/11/22 11:30

Client ID: SB-106 (8.5-9) Date Received: 05/11/22

Sample Location: PORT CHESTER, NY Field Prep: Not Specified

Sample Depth:

Matrix: Soil

Percent Solids: 80%

| Parameter | Result | Qualifier | Units | RL | MDL | Dilution Factor | Date Prepared | Date Analyzed | Prep Method | Analytical Method | Analyst |
|---|---|---|---|---|---|---|---|---|---|---|---|
| **Total Metals - Mansfield Lab** | | | | | | | | | | | |
| Aluminum, Total | 7510 | | mg/kg | 9.94 | 2.68 | 2 | 05/31/22 05:45 | 06/02/22 10:40 | EPA 3050B | 1,6010D | SB |
| Antimony, Total | ND | | mg/kg | 4.97 | 0.378 | 2 | 05/31/22 05:45 | 06/02/22 10:40 | EPA 3050B | 1,6010D | SB |
| Arsenic, Total | 1.18 | | mg/kg | 0.994 | 0.207 | 2 | 05/31/22 05:45 | 06/02/22 10:40 | EPA 3050B | 1,6010D | SB |
| Barium, Total | 35.8 | | mg/kg | 0.994 | 0.173 | 2 | 05/31/22 05:45 | 06/02/22 10:40 | EPA 3050B | 1,6010D | SB |
| Beryllium, Total | 0.258 | J | mg/kg | 0.497 | 0.033 | 2 | 05/31/22 05:45 | 06/02/22 10:40 | EPA 3050B | 1,6010D | SB |
| Cadmium, Total | 0.239 | J | mg/kg | 0.994 | 0.098 | 2 | 05/31/22 05:45 | 06/02/22 10:40 | EPA 3050B | 1,6010D | SB |
| Calcium, Total | 1190 | | mg/kg | 9.94 | 3.48 | 2 | 05/31/22 05:45 | 06/02/22 10:40 | EPA 3050B | 1,6010D | SB |
| Chromium, Total | 15.9 | | mg/kg | 0.994 | 0.096 | 2 | 05/31/22 05:45 | 06/02/22 10:40 | EPA 3050B | 1,6010D | SB |
| Cobalt, Total | 6.79 | | mg/kg | 1.99 | 0.165 | 2 | 05/31/22 05:45 | 06/02/22 10:40 | EPA 3050B | 1,6010D | SB |
| Copper, Total | 14.2 | | mg/kg | 0.994 | 0.256 | 2 | 05/31/22 05:45 | 06/02/22 10:40 | EPA 3050B | 1,6010D | SB |
| Iron, Total | 13600 | | mg/kg | 4.97 | 0.898 | 2 | 05/31/22 05:45 | 06/02/22 14:59 | EPA 3050B | 1,6010D | SB |
| Lead, Total | 4.40 | J | mg/kg | 4.97 | 0.266 | 2 | 05/31/22 05:45 | 06/02/22 10:40 | EPA 3050B | 1,6010D | SB |
| Magnesium, Total | 3140 | | mg/kg | 9.94 | 1.53 | 2 | 05/31/22 05:45 | 06/02/22 10:40 | EPA 3050B | 1,6010D | SB |
| Manganese, Total | 122 | | mg/kg | 0.994 | 0.158 | 2 | 05/31/22 05:45 | 06/02/22 10:40 | EPA 3050B | 1,6010D | SB |
| Mercury, Total | ND | | mg/kg | 0.079 | 0.051 | 1 | 05/31/22 07:20 | 05/31/22 13:13 | EPA 7471B | 1,7471B | AW |
| Nickel, Total | 12.8 | | mg/kg | 2.49 | 0.241 | 2 | 05/31/22 05:45 | 06/02/22 10:40 | EPA 3050B | 1,6010D | SB |
| Potassium, Total | 1670 | | mg/kg | 249 | 14.3 | 2 | 05/31/22 05:45 | 06/02/22 10:40 | EPA 3050B | 1,6010D | SB |
| Selenium, Total | ND | | mg/kg | 1.99 | 0.256 | 2 | 05/31/22 05:45 | 06/02/22 10:40 | EPA 3050B | 1,6010D | SB |
| Silver, Total | ND | | mg/kg | 0.994 | 0.281 | 2 | 05/31/22 05:45 | 06/02/22 10:40 | EPA 3050B | 1,6010D | SB |
| Sodium, Total | 225 | | mg/kg | 199 | 3.13 | 2 | 05/31/22 05:45 | 06/02/22 10:40 | EPA 3050B | 1,6010D | SB |
| Thallium, Total | ND | | mg/kg | 1.99 | 0.313 | 2 | 05/31/22 05:45 | 06/02/22 10:40 | EPA 3050B | 1,6010D | SB |
| Vanadium, Total | 21.0 | | mg/kg | 0.994 | 0.202 | 2 | 05/31/22 05:45 | 06/02/22 10:40 | EPA 3050B | 1,6010D | SB |
| Zinc, Total | 30.3 | | mg/kg | 4.97 | 0.291 | 2 | 05/31/22 05:45 | 06/02/22 10:40 | EPA 3050B | 1,6010D | SB |

**Project Name:** 140-154 NORTH MAIN STREET **Lab Number:** L2224930

**Project Number:** 12166:2A **Report Date:** 06/02/22

## SAMPLE RESULTS

Lab ID: L2224930-07 Date Collected: 05/11/22 12:00

Client ID: SB-107 (8-8.5) Date Received: 05/11/22

Sample Location: PORT CHESTER, NY Field Prep: Not Specified

Sample Depth:

Matrix: Soil

Percent Solids: 77%

| Parameter | Result | Qualifier | Units | RL | MDL | Dilution Factor | Date Prepared | Date Analyzed | Prep Method | Analytical Method | Analyst |
|---|---|---|---|---|---|---|---|---|---|---|---|
| **Total Metals - Mansfield Lab** | | | | | | | | | | | |
| Aluminum, Total | 7220 | | mg/kg | 9.93 | 2.68 | 2 | 05/31/22 05:45 | 06/02/22 10:45 | EPA 3050B | 1,6010D | SB |
| Antimony, Total | ND | | mg/kg | 4.96 | 0.377 | 2 | 05/31/22 05:45 | 06/02/22 10:45 | EPA 3050B | 1,6010D | SB |
| Arsenic, Total | 1.30 | | mg/kg | 0.993 | 0.206 | 2 | 05/31/22 05:45 | 06/02/22 10:45 | EPA 3050B | 1,6010D | SB |
| Barium, Total | 39.7 | | mg/kg | 0.993 | 0.173 | 2 | 05/31/22 05:45 | 06/02/22 10:45 | EPA 3050B | 1,6010D | SB |
| Beryllium, Total | 0.248 | J | mg/kg | 0.496 | 0.033 | 2 | 05/31/22 05:45 | 06/02/22 10:45 | EPA 3050B | 1,6010D | SB |
| Cadmium, Total | 0.189 | J | mg/kg | 0.993 | 0.097 | 2 | 05/31/22 05:45 | 06/02/22 10:45 | EPA 3050B | 1,6010D | SB |
| Calcium, Total | 1970 | | mg/kg | 9.93 | 3.48 | 2 | 05/31/22 05:45 | 06/02/22 10:45 | EPA 3050B | 1,6010D | SB |
| Chromium, Total | 16.2 | | mg/kg | 0.993 | 0.095 | 2 | 05/31/22 05:45 | 06/02/22 10:45 | EPA 3050B | 1,6010D | SB |
| Cobalt, Total | 6.16 | | mg/kg | 1.99 | 0.165 | 2 | 05/31/22 05:45 | 06/02/22 10:45 | EPA 3050B | 1,6010D | SB |
| Copper, Total | 17.3 | | mg/kg | 0.993 | 0.256 | 2 | 05/31/22 05:45 | 06/02/22 10:45 | EPA 3050B | 1,6010D | SB |
| Iron, Total | 14700 | | mg/kg | 4.96 | 0.897 | 2 | 05/31/22 05:45 | 06/02/22 15:04 | EPA 3050B | 1,6010D | SB |
| Lead, Total | 4.06 | J | mg/kg | 4.96 | 0.266 | 2 | 05/31/22 05:45 | 06/02/22 10:45 | EPA 3050B | 1,6010D | SB |
| Magnesium, Total | 3480 | | mg/kg | 9.93 | 1.53 | 2 | 05/31/22 05:45 | 06/02/22 10:45 | EPA 3050B | 1,6010D | SB |
| Manganese, Total | 132 | | mg/kg | 0.993 | 0.158 | 2 | 05/31/22 05:45 | 06/02/22 10:45 | EPA 3050B | 1,6010D | SB |
| Mercury, Total | ND | | mg/kg | 0.083 | 0.054 | 1 | 05/31/22 07:20 | 05/31/22 13:17 | EPA 7471B | 1,7471B | AW |
| Nickel, Total | 13.9 | | mg/kg | 2.48 | 0.240 | 2 | 05/31/22 05:45 | 06/02/22 10:45 | EPA 3050B | 1,6010D | SB |
| Potassium, Total | 1930 | | mg/kg | 248 | 14.3 | 2 | 05/31/22 05:45 | 06/02/22 10:45 | EPA 3050B | 1,6010D | SB |
| Selenium, Total | ND | | mg/kg | 1.99 | 0.256 | 2 | 05/31/22 05:45 | 06/02/22 10:45 | EPA 3050B | 1,6010D | SB |
| Silver, Total | ND | | mg/kg | 0.993 | 0.281 | 2 | 05/31/22 05:45 | 06/02/22 10:45 | EPA 3050B | 1,6010D | SB |
| Sodium, Total | 339 | | mg/kg | 199 | 3.13 | 2 | 05/31/22 05:45 | 06/02/22 10:45 | EPA 3050B | 1,6010D | SB |
| Thallium, Total | ND | | mg/kg | 1.99 | 0.313 | 2 | 05/31/22 05:45 | 06/02/22 10:45 | EPA 3050B | 1,6010D | SB |
| Vanadium, Total | 24.4 | | mg/kg | 0.993 | 0.202 | 2 | 05/31/22 05:45 | 06/02/22 10:45 | EPA 3050B | 1,6010D | SB |
| Zinc, Total | 30.2 | | mg/kg | 4.96 | 0.291 | 2 | 05/31/22 05:45 | 06/02/22 10:45 | EPA 3050B | 1,6010D | SB |

**Project Name:** 140-154 NORTH MAIN STREET **Lab Number:** L2224930

**Project Number:** 12166:2A **Report Date:** 06/02/22

## SAMPLE RESULTS

Lab ID: L2224930-08 Date Collected: 05/11/22 12:30

Client ID: SB-108 (1.5-2) Date Received: 05/11/22

Sample Location: PORT CHESTER, NY Field Prep: Not Specified

Sample Depth:

Matrix: Soil

Percent Solids: 71%

| Parameter | Result | Qualifier | Units | RL | MDL | Dilution Factor | Date Prepared | Date Analyzed | Prep Method | Analytical Method | Analyst |
|---|---|---|---|---|---|---|---|---|---|---|---|
| **Total Metals - Mansfield Lab** | | | | | | | | | | | |
| Aluminum, Total | 56400 | | mg/kg | 11.1 | 3.00 | 2 | 05/31/22 05:45 | 06/02/22 10:50 | EPA 3050B | 1,6010D | SB |
| Antimony, Total | ND | | mg/kg | 5.56 | 0.422 | 2 | 05/31/22 05:45 | 06/02/22 10:50 | EPA 3050B | 1,6010D | SB |
| Arsenic, Total | 2.99 | | mg/kg | 1.11 | 0.231 | 2 | 05/31/22 05:45 | 06/02/22 10:50 | EPA 3050B | 1,6010D | SB |
| Barium, Total | 143 | | mg/kg | 1.11 | 0.193 | 2 | 05/31/22 05:45 | 06/02/22 10:50 | EPA 3050B | 1,6010D | SB |
| Beryllium, Total | 0.834 | | mg/kg | 0.556 | 0.037 | 2 | 05/31/22 05:45 | 06/02/22 10:50 | EPA 3050B | 1,6010D | SB |
| Cadmium, Total | 0.645 | J | mg/kg | 1.11 | 0.109 | 2 | 05/31/22 05:45 | 06/02/22 10:50 | EPA 3050B | 1,6010D | SB |
| Calcium, Total | 30300 | | mg/kg | 11.1 | 3.89 | 2 | 05/31/22 05:45 | 06/02/22 10:50 | EPA 3050B | 1,6010D | SB |
| Chromium, Total | 79.9 | | mg/kg | 1.11 | 0.107 | 2 | 05/31/22 05:45 | 06/02/22 10:50 | EPA 3050B | 1,6010D | SB |
| Cobalt, Total | 19.0 | | mg/kg | 2.22 | 0.184 | 2 | 05/31/22 05:45 | 06/02/22 10:50 | EPA 3050B | 1,6010D | SB |
| Copper, Total | 37.9 | | mg/kg | 1.11 | 0.287 | 2 | 05/31/22 05:45 | 06/02/22 10:50 | EPA 3050B | 1,6010D | SB |
| Iron, Total | 38300 | | mg/kg | 5.56 | 1.00 | 2 | 05/31/22 05:45 | 06/02/22 15:09 | EPA 3050B | 1,6010D | SB |
| Lead, Total | 81.1 | | mg/kg | 5.56 | 0.298 | 2 | 05/31/22 05:45 | 06/02/22 10:50 | EPA 3050B | 1,6010D | SB |
| Magnesium, Total | 13400 | | mg/kg | 11.1 | 1.71 | 2 | 05/31/22 05:45 | 06/02/22 10:50 | EPA 3050B | 1,6010D | SB |
| Manganese, Total | 292 | | mg/kg | 1.11 | 0.177 | 2 | 05/31/22 05:45 | 06/02/22 10:50 | EPA 3050B | 1,6010D | SB |
| Mercury, Total | 0.130 | | mg/kg | 0.090 | 0.059 | 1 | 05/31/22 07:20 | 05/31/22 13:20 | EPA 7471B | 1,7471B | AW |
| Nickel, Total | 45.6 | | mg/kg | 2.78 | 0.269 | 2 | 05/31/22 05:45 | 06/02/22 10:50 | EPA 3050B | 1,6010D | SB |
| Potassium, Total | 10300 | | mg/kg | 278 | 16.0 | 2 | 05/31/22 05:45 | 06/02/22 10:50 | EPA 3050B | 1,6010D | SB |
| Selenium, Total | 0.456 | J | mg/kg | 2.22 | 0.287 | 2 | 05/31/22 05:45 | 06/02/22 10:50 | EPA 3050B | 1,6010D | SB |
| Silver, Total | ND | | mg/kg | 1.11 | 0.315 | 2 | 05/31/22 05:45 | 06/02/22 10:50 | EPA 3050B | 1,6010D | SB |
| Sodium, Total | 3330 | | mg/kg | 222 | 3.50 | 2 | 05/31/22 05:45 | 06/02/22 10:50 | EPA 3050B | 1,6010D | SB |
| Thallium, Total | ND | | mg/kg | 2.22 | 0.350 | 2 | 05/31/22 05:45 | 06/02/22 10:50 | EPA 3050B | 1,6010D | SB |
| Vanadium, Total | 101 | | mg/kg | 1.11 | 0.226 | 2 | 05/31/22 05:45 | 06/02/22 10:50 | EPA 3050B | 1,6010D | SB |
| Zinc, Total | 137 | | mg/kg | 5.56 | 0.326 | 2 | 05/31/22 05:45 | 06/02/22 10:50 | EPA 3050B | 1,6010D | SB |

**Project Name:** 140-154 NORTH MAIN STREET **Lab Number:** L2224930

**Project Number:** 12166:2A **Report Date:** 06/02/22

## SAMPLE RESULTS

Lab ID: L2224930-09 Date Collected: 05/11/22 12:40

Client ID: SB-109 (2-2.5) Date Received: 05/11/22

Sample Location: PORT CHESTER, NY Field Prep: Not Specified

Sample Depth:

Matrix: Soil

Percent Solids: 81%

| Parameter | Result | Qualifier | Units | RL | MDL | Dilution Factor | Date Prepared | Date Analyzed | Prep Method | Analytical Method | Analyst |
|---|---|---|---|---|---|---|---|---|---|---|---|
| **Total Metals - Mansfield Lab** | | | | | | | | | | | |
| Aluminum, Total | 8640 | | mg/kg | 9.30 | 2.51 | 2 | 05/31/22 05:45 | 06/02/22 10:55 | EPA 3050B | 1,6010D | SB |
| Antimony, Total | ND | | mg/kg | 4.65 | 0.353 | 2 | 05/31/22 05:45 | 06/02/22 10:55 | EPA 3050B | 1,6010D | SB |
| Arsenic, Total | 4.26 | | mg/kg | 0.930 | 0.193 | 2 | 05/31/22 05:45 | 06/02/22 10:55 | EPA 3050B | 1,6010D | SB |
| Barium, Total | 73.0 | | mg/kg | 0.930 | 0.162 | 2 | 05/31/22 05:45 | 06/02/22 10:55 | EPA 3050B | 1,6010D | SB |
| Beryllium, Total | 0.325 | J | mg/kg | 0.465 | 0.031 | 2 | 05/31/22 05:45 | 06/02/22 10:55 | EPA 3050B | 1,6010D | SB |
| Cadmium, Total | 0.270 | J | mg/kg | 0.930 | 0.091 | 2 | 05/31/22 05:45 | 06/02/22 10:55 | EPA 3050B | 1,6010D | SB |
| Calcium, Total | 73800 | | mg/kg | 93.0 | 32.5 | 20 | 05/31/22 05:45 | 06/02/22 18:32 | EPA 3050B | 1,6010D | DL |
| Chromium, Total | 15.3 | | mg/kg | 0.930 | 0.089 | 2 | 05/31/22 05:45 | 06/02/22 10:55 | EPA 3050B | 1,6010D | SB |
| Cobalt, Total | 7.29 | | mg/kg | 1.86 | 0.154 | 2 | 05/31/22 05:45 | 06/02/22 10:55 | EPA 3050B | 1,6010D | SB |
| Copper, Total | 20.0 | | mg/kg | 0.930 | 0.240 | 2 | 05/31/22 05:45 | 06/02/22 10:55 | EPA 3050B | 1,6010D | SB |
| Iron, Total | 17800 | | mg/kg | 4.65 | 0.840 | 2 | 05/31/22 05:45 | 06/02/22 15:14 | EPA 3050B | 1,6010D | SB |
| Lead, Total | 107 | | mg/kg | 4.65 | 0.249 | 2 | 05/31/22 05:45 | 06/02/22 10:55 | EPA 3050B | 1,6010D | SB |
| Magnesium, Total | 31200 | | mg/kg | 9.30 | 1.43 | 2 | 05/31/22 05:45 | 06/02/22 10:55 | EPA 3050B | 1,6010D | SB |
| Manganese, Total | 360 | | mg/kg | 0.930 | 0.148 | 2 | 05/31/22 05:45 | 06/02/22 10:55 | EPA 3050B | 1,6010D | SB |
| Mercury, Total | 0.412 | | mg/kg | 0.079 | 0.052 | 1 | 05/31/22 07:20 | 05/31/22 13:23 | EPA 7471B | 1,7471B | AW |
| Nickel, Total | 11.0 | | mg/kg | 2.32 | 0.225 | 2 | 05/31/22 05:45 | 06/02/22 10:55 | EPA 3050B | 1,6010D | SB |
| Potassium, Total | 2390 | | mg/kg | 232 | 13.4 | 2 | 05/31/22 05:45 | 06/02/22 10:55 | EPA 3050B | 1,6010D | SB |
| Selenium, Total | ND | | mg/kg | 1.86 | 0.240 | 2 | 05/31/22 05:45 | 06/02/22 10:55 | EPA 3050B | 1,6010D | SB |
| Silver, Total | ND | | mg/kg | 0.930 | 0.263 | 2 | 05/31/22 05:45 | 06/02/22 10:55 | EPA 3050B | 1,6010D | SB |
| Sodium, Total | 296 | | mg/kg | 186 | 2.93 | 2 | 05/31/22 05:45 | 06/02/22 10:55 | EPA 3050B | 1,6010D | SB |
| Thallium, Total | ND | | mg/kg | 1.86 | 0.293 | 2 | 05/31/22 05:45 | 06/02/22 10:55 | EPA 3050B | 1,6010D | SB |
| Vanadium, Total | 23.3 | | mg/kg | 0.930 | 0.189 | 2 | 05/31/22 05:45 | 06/02/22 10:55 | EPA 3050B | 1,6010D | SB |
| Zinc, Total | 49.2 | | mg/kg | 4.65 | 0.272 | 2 | 05/31/22 05:45 | 06/02/22 10:55 | EPA 3050B | 1,6010D | SB |

**Project Name:** 140-154 NORTH MAIN STREET **Lab Number:** L2224930

**Project Number:** 12166:2A **Report Date:** 06/02/22

# Method Blank Analysis
# Batch Quality Control

| Parameter | Result | Qualifier | Units | RL | MDL | Dilution Factor | Date Prepared | Date Analyzed | Analytical Method | Analyst |
|---|---|---|---|---|---|---|---|---|---|---|
| Total Metals - Mansfield Lab for sample(s): 01-09 Batch: WG1644434-1 | | | | | | | | | | |
| Mercury, Total | ND | | mg/kg | 0.083 | 0.054 | 1 | 05/31/22 07:20 | 05/31/22 12:04 | 1,7471B | AW |

**Prep Information**

Digestion Method: EPA 7471B

| Parameter | Result | Qualifier | Units | RL | MDL | Dilution Factor | Date Prepared | Date Analyzed | Analytical Method | Analyst |
|---|---|---|---|---|---|---|---|---|---|---|
| Total Metals - Mansfield Lab for sample(s): 01-09 Batch: WG1644435-1 | | | | | | | | | | |
| Aluminum, Total | ND | | mg/kg | 4.00 | 1.08 | 1 | 05/31/22 05:45 | 06/02/22 07:50 | 1,6010D | SB |
| Antimony, Total | ND | | mg/kg | 2.00 | 0.152 | 1 | 05/31/22 05:45 | 06/02/22 07:50 | 1,6010D | SB |
| Arsenic, Total | ND | | mg/kg | 0.400 | 0.083 | 1 | 05/31/22 05:45 | 06/02/22 07:50 | 1,6010D | SB |
| Barium, Total | ND | | mg/kg | 0.400 | 0.070 | 1 | 05/31/22 05:45 | 06/02/22 07:50 | 1,6010D | SB |
| Beryllium, Total | ND | | mg/kg | 0.200 | 0.013 | 1 | 05/31/22 05:45 | 06/02/22 07:50 | 1,6010D | SB |
| Cadmium, Total | ND | | mg/kg | 0.400 | 0.039 | 1 | 05/31/22 05:45 | 06/02/22 07:50 | 1,6010D | SB |
| Calcium, Total | 1.77 | J | mg/kg | 4.00 | 1.40 | 1 | 05/31/22 05:45 | 06/02/22 07:50 | 1,6010D | SB |
| Chromium, Total | 0.040 | J | mg/kg | 0.400 | 0.038 | 1 | 05/31/22 05:45 | 06/02/22 07:50 | 1,6010D | SB |
| Cobalt, Total | ND | | mg/kg | 0.800 | 0.066 | 1 | 05/31/22 05:45 | 06/02/22 07:50 | 1,6010D | SB |
| Copper, Total | ND | | mg/kg | 0.400 | 0.103 | 1 | 05/31/22 05:45 | 06/02/22 07:50 | 1,6010D | SB |
| Iron, Total | 3.46 | | mg/kg | 2.00 | 0.361 | 1 | 05/31/22 05:45 | 06/02/22 07:50 | 1,6010D | SB |
| Lead, Total | 0.132 | J | mg/kg | 2.00 | 0.107 | 1 | 05/31/22 05:45 | 06/02/22 07:50 | 1,6010D | SB |
| Magnesium, Total | 0.724 | J | mg/kg | 4.00 | 0.616 | 1 | 05/31/22 05:45 | 06/02/22 07:50 | 1,6010D | SB |
| Manganese, Total | 0.192 | J | mg/kg | 0.400 | 0.064 | 1 | 05/31/22 05:45 | 06/02/22 07:50 | 1,6010D | SB |
| Nickel, Total | ND | | mg/kg | 1.00 | 0.097 | 1 | 05/31/22 05:45 | 06/02/22 07:50 | 1,6010D | SB |
| Potassium, Total | ND | | mg/kg | 100 | 5.76 | 1 | 05/31/22 05:45 | 06/02/22 07:50 | 1,6010D | SB |
| Selenium, Total | ND | | mg/kg | 0.800 | 0.103 | 1 | 05/31/22 05:45 | 06/02/22 07:50 | 1,6010D | SB |
| Silver, Total | ND | | mg/kg | 0.400 | 0.113 | 1 | 05/31/22 05:45 | 06/02/22 07:50 | 1,6010D | SB |
| Sodium, Total | 27.1 | J | mg/kg | 80.0 | 1.26 | 1 | 05/31/22 05:45 | 06/02/22 07:50 | 1,6010D | SB |
| Thallium, Total | ND | | mg/kg | 0.800 | 0.126 | 1 | 05/31/22 05:45 | 06/02/22 07:50 | 1,6010D | SB |
| Vanadium, Total | ND | | mg/kg | 0.400 | 0.081 | 1 | 05/31/22 05:45 | 06/02/22 07:50 | 1,6010D | SB |
| Zinc, Total | ND | | mg/kg | 2.00 | 0.117 | 1 | 05/31/22 05:45 | 06/02/22 07:50 | 1,6010D | SB |

**Project Name:** 140-154 NORTH MAIN STREET **Lab Number:** L2224930

**Project Number:** 12166:2A **Report Date:** 06/02/22

# Method Blank Analysis
# Batch Quality Control

**Prep Information**

Digestion Method: EPA 3050B

# Lab Control Sample Analysis
## Batch Quality Control

**Project Name:** 140-154 NORTH MAIN STREET
**Project Number:** 12166:2A

**Lab Number:** L2224930
**Report Date:** 06/02/22

| Parameter | LCS %Recovery | Qual | LCSD %Recovery | Qual | %Recovery Limits | RPD | Qual | RPD Limits |
|---|---|---|---|---|---|---|---|---|
| Total Metals - Mansfield Lab Associated sample(s): 01-09 Batch: WG1644434-2 SRM Lot Number: D113-540 | | | | | | | | |
| Mercury, Total | 88 | | - | | 60-140 | - | | |

# Lab Control Sample Analysis
## Batch Quality Control

**Project Name:** 140-154 NORTH MAIN STREET
**Project Number:** 12166:2A

**Lab Number:** L2224930
**Report Date:** 06/02/22

| Parameter | LCS %Recovery | LCSD %Recovery | %Recovery Limits | RPD | RPD Limits |
|---|---|---|---|---|---|
| Total Metals - Mansfield Lab Associated sample(s): 01-09 Batch: WG1644435-2 SRM Lot Number: D113-540 | | | | | |
| Aluminum, Total | 71 | - | 51-149 | - | |
| Antimony, Total | 158 | - | 20-250 | - | |
| Arsenic, Total | 88 | - | 70-130 | - | |
| Barium, Total | 90 | - | 75-125 | - | |
| Beryllium, Total | 110 | - | 75-125 | - | |
| Cadmium, Total | 92 | - | 75-125 | - | |
| Calcium, Total | 88 | - | 73-128 | - | |
| Chromium, Total | 88 | - | 70-130 | - | |
| Cobalt, Total | 93 | - | 75-125 | - | |
| Copper, Total | 85 | - | 75-125 | - | |
| Iron, Total | 93 | - | 36-164 | - | |
| Lead, Total | 83 | - | 72-128 | - | |
| Magnesium, Total | 80 | - | 63-138 | - | |
| Manganese, Total | 87 | - | 77-123 | - | |
| Nickel, Total | 90 | - | 70-130 | - | |
| Potassium, Total | 82 | - | 59-141 | - | |
| Selenium, Total | 89 | - | 66-134 | - | |
| Silver, Total | 80 | - | 70-131 | - | |
| Sodium, Total | 102 | - | 35-164 | - | |
| Thallium, Total | 90 | - | 70-130 | - | |
| Vanadium, Total | 86 | - | 74-126 | - | |

# Lab Control Sample Analysis
## Batch Quality Control

**Project Name:** 140-154 NORTH MAIN STREET
**Project Number:** 12166:2A

**Lab Number:** L2224930
**Report Date:** 06/02/22

| Parameter | LCS %Recovery | LCSD %Recovery | %Recovery Limits | RPD | RPD Limits |
|---|---|---|---|---|---|
| Total Metals - Mansfield Lab Associated sample(s): 01-09 Batch: WG1644435-2 SRM Lot Number: D113-540 | | | | | |
| Zinc, Total | 86 | - | 70-130 | - | |

# Matrix Spike Analysis
## Batch Quality Control

**Project Name:** 140-154 NORTH MAIN STREET
**Project Number:** 12166:2A
**Lab Number:** L2224930
**Report Date:** 06/02/22

| Parameter | Native Sample | MS Added | MS Found | MS %Recovery | Qual | MSD Found | MSD %Recovery | Qual | Recovery Limits | RPD | Qual | RPD Limits |
|---|---|---|---|---|---|---|---|---|---|---|---|---|
| Total Metals - Mansfield Lab Associated sample(s): 01-09 QC Batch ID: WG1644434-3 QC Sample: L2224486-01 Client ID: MS Sample | | | | | | | | | | | | |
| Mercury, Total | ND | 0.159 | 0.158 | 99 | | - | - | | 80-120 | - | | 20 |

# Matrix Spike Analysis
## Batch Quality Control

**Project Name:** 140-154 NORTH MAIN STREET
**Project Number:** 12166:2A

**Lab Number:** L2224930
**Report Date:** 06/02/22

| Parameter | Native Sample | MS Added | MS Found | MS %Recovery | | MSD Found | MSD %Recovery | Recovery Limits | RPD | RPD Limits |
|---|---|---|---|---|---|---|---|---|---|---|
| Total Metals - Mansfield Lab Associated sample(s): 01-09 QC Batch ID: WG1644435-3 QC Sample: L2224486-01 Client ID: MS Sample | | | | | | | | | | |
| Aluminum, Total | 11500 | 200 | 12400 | **449** | Q | - | - | 75-125 | - | 20 |
| Antimony, Total | ND | 50.1 | 42.3 | 84 | | - | - | 75-125 | - | 20 |
| Arsenic, Total | 31.7 | 12 | 15.2 | **0** | Q | - | - | 75-125 | - | 20 |
| Barium, Total | 102 | 200 | 286 | 92 | | - | - | 75-125 | - | 20 |
| Beryllium, Total | 0.715J | 5.01 | 5.51 | 110 | | - | - | 75-125 | - | 20 |
| Cadmium, Total | 0.715J | 5.31 | 5.11 | 96 | | - | - | 75-125 | - | 20 |
| Calcium, Total | 7240 | 1000 | 8480 | 124 | | - | - | 75-125 | - | 20 |
| Chromium, Total | 14.5 | 20 | 31.0 | 82 | | - | - | 75-125 | - | 20 |
| Cobalt, Total | 30.3 | 50.1 | 67.9 | 75 | | - | - | 75-125 | - | 20 |
| Copper, Total | 24.3 | 25 | 47.6 | 93 | | - | - | 75-125 | - | 20 |
| Iron, Total | 50400 | 100 | 57600 | **7180** | Q | - | - | 75-125 | - | 20 |
| Lead, Total | 7.85J | 53.1 | 50.6 | 95 | | - | - | 75-125 | - | 20 |
| Magnesium, Total | 5980 | 1000 | 7060 | 108 | | - | - | 75-125 | - | 20 |
| Manganese, Total | 850 | 50.1 | 1690 | **1680** | Q | - | - | 75-125 | - | 20 |
| Nickel, Total | 13.9 | 50.1 | 53.7 | 79 | | - | - | 75-125 | - | 20 |
| Potassium, Total | 1490 | 1000 | 2540 | 105 | | - | - | 75-125 | - | 20 |
| Selenium, Total | ND | 12 | 9.29 | 77 | | - | - | 75-125 | - | 20 |
| Silver, Total | ND | 30.1 | 25.7 | 85 | | - | - | 75-125 | - | 20 |
| Sodium, Total | 1480 | 1000 | 2460 | 98 | | - | - | 75-125 | - | 20 |
| Thallium, Total | ND | 12 | 9.02 | 75 | | - | - | 75-125 | - | 20 |
| Vanadium, Total | 93.7 | 50.1 | 150 | 112 | | - | - | 75-125 | - | 20 |

# Matrix Spike Analysis
## Batch Quality Control

**Project Name:** 140-154 NORTH MAIN STREET
**Project Number:** 12166:2A

**Lab Number:** L2224930
**Report Date:** 06/02/22

| Parameter | Native Sample | MS Added | MS Found | MS %Recovery | MSD Found | MSD %Recovery | Recovery Limits | RPD | RPD Limits |
|---|---|---|---|---|---|---|---|---|---|
| Total Metals - Mansfield Lab Associated sample(s): 01-09 QC Batch ID: WG1644435-3 QC Sample: L2224486-01 Client ID: MS Sample | | | | | | | | | |
| Zinc, Total | 91.2 | 50.1 | 136 | 89 | - | - | 75-125 | - | 20 |

# Lab Duplicate Analysis

***Batch Quality Control***

**Project Name:** 140-154 NORTH MAIN STREET

**Project Number:** 12166:2A

***Lab Number:*** L2224930

***Report Date:*** 06/02/22

| Parameter | Native Sample | Duplicate Sample | Units | RPD | Qual | RPD Limits |
|---|---|---|---|---|---|---|
| Total Metals - Mansfield Lab Associated sample(s): 01-09 QC Batch ID: WG1644434-4 QC Sample: L2224486-01 Client ID: DUP Sample | | | | | | |
| Mercury, Total | ND | ND | mg/kg | NC | | 20 |
| Total Metals - Mansfield Lab Associated sample(s): 01-09 QC Batch ID: WG1644435-4 QC Sample: L2224486-01 Client ID: DUP Sample | | | | | | |
| Arsenic, Total | 31.7 | 3.52 | mg/kg | **160** | Q | 20 |
| Cadmium, Total | 0.715J | 0.644J | mg/kg | NC | | 20 |
| Chromium, Total | 14.5 | 15.5 | mg/kg | 7 | | 20 |
| Lead, Total | 7.85J | 7.53J | mg/kg | NC | | 20 |

# INORGANICS
# &
# MISCELLANEOUS

**Project Name:** 140-154 NORTH MAIN STREET
**Project Number:** 12166:2A

**Lab Number:** L2224930
**Report Date:** 06/02/22

## SAMPLE RESULTS

Lab ID: L2224930-01
Client ID: SB-101 (2.5-3)
Sample Location: PORT CHESTER, NY

Date Collected: 05/11/22 10:10
Date Received: 05/11/22
Field Prep: Not Specified

Sample Depth:
Matrix: Soil

| Parameter | Result | Qualifier | Units | RL | MDL | Dilution Factor | Date Prepared | Date Analyzed | Analytical Method | Analyst |
|---|---|---|---|---|---|---|---|---|---|---|
| General Chemistry - Westborough Lab | | | | | | | | | | |
| Solids, Total | 80.3 | | % | 0.100 | NA | 1 | - | 05/12/22 08:03 | 121,2540G | RI |

**Project Name:** 140-154 NORTH MAIN STREET
**Project Number:** 12166:2A

**Lab Number:** L2224930
**Report Date:** 06/02/22

## SAMPLE RESULTS

Lab ID: L2224930-02
Client ID: SB-102 (5.5-6)
Sample Location: PORT CHESTER, NY

Date Collected: 05/11/22 10:20
Date Received: 05/11/22
Field Prep: Not Specified

Sample Depth:
Matrix: Soil

| Parameter | Result | Qualifier | Units | RL | MDL | Dilution Factor | Date Prepared | Date Analyzed | Analytical Method | Analyst |
|---|---|---|---|---|---|---|---|---|---|---|
| General Chemistry - Westborough Lab | | | | | | | | | | |
| Solids, Total | 94.8 | | % | 0.100 | NA | 1 | - | 05/12/22 08:03 | 121,2540G | RI |

**Project Name:** 140-154 NORTH MAIN STREET
**Project Number:** 12166:2A

**Lab Number:** L2224930
**Report Date:** 06/02/22

## SAMPLE RESULTS

Lab ID: L2224930-03
Client ID: SB-103 (2.5-3)
Sample Location: PORT CHESTER, NY

Date Collected: 05/11/22 10:45
Date Received: 05/11/22
Field Prep: Not Specified

Sample Depth:
Matrix: Soil

| Parameter | Result | Qualifier | Units | RL | MDL | Dilution Factor | Date Prepared | Date Analyzed | Analytical Method | Analyst |
|---|---|---|---|---|---|---|---|---|---|---|
| General Chemistry - Westborough Lab | | | | | | | | | | |
| Solids, Total | 79.9 | | % | 0.100 | NA | 1 | - | 05/18/22 12:01 | 121,2540G | RI |

**Project Name:** 140-154 NORTH MAIN STREET
**Project Number:** 12166:2A

**Lab Number:** L2224930
**Report Date:** 06/02/22

## SAMPLE RESULTS

Lab ID: L2224930-04
Client ID: SB-104 (2-2.5)
Sample Location: PORT CHESTER, NY

Date Collected: 05/11/22 11:10
Date Received: 05/11/22
Field Prep: Not Specified

Sample Depth:
Matrix: Soil

| Parameter | Result | Qualifier | Units | RL | MDL | Dilution Factor | Date Prepared | Date Analyzed | Analytical Method | Analyst |
|---|---|---|---|---|---|---|---|---|---|---|
| General Chemistry - Westborough Lab | | | | | | | | | | |
| Solids, Total | 84.2 | | % | 0.100 | NA | 1 | - | 05/18/22 12:01 | 121,2540G | RI |

**Project Name:** 140-154 NORTH MAIN STREET
**Project Number:** 12166:2A

**Lab Number:** L2224930
**Report Date:** 06/02/22

## SAMPLE RESULTS

Lab ID: L2224930-05
Client ID: SB-105 (2.5-3)
Sample Location: PORT CHESTER, NY

Date Collected: 05/11/22 11:20
Date Received: 05/11/22
Field Prep: Not Specified

Sample Depth:
Matrix: Soil

| Parameter | Result | Qualifier | Units | RL | MDL | Dilution Factor | Date Prepared | Date Analyzed | Analytical Method | Analyst |
|---|---|---|---|---|---|---|---|---|---|---|
| General Chemistry - Westborough Lab | | | | | | | | | | |
| Solids, Total | 78.0 | | % | 0.100 | NA | 1 | - | 05/18/22 12:01 | 121,2540G | RI |

**Project Name:** 140-154 NORTH MAIN STREET
**Project Number:** 12166:2A

**Lab Number:** L2224930
**Report Date:** 06/02/22

## SAMPLE RESULTS

Lab ID: L2224930-06
Client ID: SB-106 (8.5-9)
Sample Location: PORT CHESTER, NY

Date Collected: 05/11/22 11:30
Date Received: 05/11/22
Field Prep: Not Specified

Sample Depth:
Matrix: Soil

| Parameter | Result | Qualifier | Units | RL | MDL | Dilution Factor | Date Prepared | Date Analyzed | Analytical Method | Analyst |
|---|---|---|---|---|---|---|---|---|---|---|
| General Chemistry - Westborough Lab | | | | | | | | | | |
| Solids, Total | 79.8 | | % | 0.100 | NA | 1 | - | 05/12/22 08:03 | 121,2540G | RI |

**Project Name:** 140-154 NORTH MAIN STREET
**Project Number:** 12166:2A

**Lab Number:** L2224930
**Report Date:** 06/02/22

## SAMPLE RESULTS

Lab ID: L2224930-07
Client ID: SB-107 (8-8.5)
Sample Location: PORT CHESTER, NY

Date Collected: 05/11/22 12:00
Date Received: 05/11/22
Field Prep: Not Specified

Sample Depth:
Matrix: Soil

| Parameter | Result | Qualifier | Units | RL | MDL | Dilution Factor | Date Prepared | Date Analyzed | Analytical Method | Analyst |
|---|---|---|---|---|---|---|---|---|---|---|
| General Chemistry - Westborough Lab | | | | | | | | | | |
| Solids, Total | 76.8 | | % | 0.100 | NA | 1 | - | 05/12/22 08:03 | 121,2540G | RI |

**Project Name:** 140-154 NORTH MAIN STREET
**Project Number:** 12166:2A

**Lab Number:** L2224930
**Report Date:** 06/02/22

## SAMPLE RESULTS

Lab ID: L2224930-08
Client ID: SB-108 (1.5-2)
Sample Location: PORT CHESTER, NY

Date Collected: 05/11/22 12:30
Date Received: 05/11/22
Field Prep: Not Specified

Sample Depth:
Matrix: Soil

| Parameter | Result | Qualifier | Units | RL | MDL | Dilution Factor | Date Prepared | Date Analyzed | Analytical Method | Analyst |
|---|---|---|---|---|---|---|---|---|---|---|
| General Chemistry - Westborough Lab | | | | | | | | | | |
| Solids, Total | 70.6 | | % | 0.100 | NA | 1 | - | 05/18/22 22:01 | 121,2540G | MF |

**Project Name:** 140-154 NORTH MAIN STREET
**Project Number:** 12166:2A

**Lab Number:** L2224930
**Report Date:** 06/02/22

## SAMPLE RESULTS

Lab ID: L2224930-09
Client ID: SB-109 (2-2.5)
Sample Location: PORT CHESTER, NY

Date Collected: 05/11/22 12:40
Date Received: 05/11/22
Field Prep: Not Specified

Sample Depth:
Matrix: Soil

| Parameter | Result | Qualifier | Units | RL | MDL | Dilution Factor | Date Prepared | Date Analyzed | Analytical Method | Analyst |
|---|---|---|---|---|---|---|---|---|---|---|
| General Chemistry - Westborough Lab | | | | | | | | | | |
| Solids, Total | 80.8 | | % | 0.100 | NA | 1 | - | 05/18/22 12:01 | 121,2540G | RI |

# Lab Duplicate Analysis

***Batch Quality Control***

**Project Name:** 140-154 NORTH MAIN STREET

**Project Number:** 12166:2A

***Lab Number:*** L2224930

***Report Date:*** 06/02/22

| Parameter | Native Sample | Duplicate Sample | Units | RPD | Qual | RPD Limits |
|---|---|---|---|---|---|---|
| General Chemistry - Westborough Lab Associated sample(s): 01-02,06-07 QC Batch ID: WG1637500-1 QC Sample: L2224729-01 Client ID: DUP Sample | | | | | | |
| Solids, Total | 86.5 | 84.6 | % | 2 | | 20 |
| General Chemistry - Westborough Lab Associated sample(s): 03-05,09 QC Batch ID: WG1639962-1 QC Sample: L2224930-03 Client ID: SB-103 (2.5-3) | | | | | | |
| Solids, Total | 79.9 | 80.2 | % | 0 | | 20 |

**Project Name:** 140-154 NORTH MAIN STREET
**Project Number:** 12166:2A

**Lab Number:** L2224930
**Report Date:** 06/02/22

## Sample Receipt and Container Information

Were project specific reporting limits specified? YES

### Cooler Information

| Cooler | Custody Seal |
|---|---|
| A | Absent |

### Container Information

| Container ID | Container Type | Cooler | Initial pH | Final pH | Temp deg C | Pres | Seal | Frozen Date/Time | Analysis(*) |
|---|---|---|---|---|---|---|---|---|---|
| L2224930-01A | 5 gram Encore Sampler | A | NA | | 4.4 | Y | Absent | | NYTCL-8260HLW(14) |
| L2224930-01B | 5 gram Encore Sampler | A | NA | | 4.4 | Y | Absent | | NYTCL-8260HLW(14) |
| L2224930-01C | 5 gram Encore Sampler | A | NA | | 4.4 | Y | Absent | | NYTCL-8260HLW(14) |
| L2224930-01D | Plastic 2oz unpreserved for TS | A | NA | | 4.4 | Y | Absent | | TS(7) |
| L2224930-01E | Metals Only-Glass 60mL/2oz unpreserved | A | NA | | 4.4 | Y | Absent | | BE-TI(180),AS-TI(180),BA-TI(180),AG-TI(180),TL-TI(180),CR-TI(180),AL-TI(180),NI-TI(180),CU-TI(180),SE-TI(180),SB-TI(180),ZN-TI(180),PB-TI(180),V-TI(180),CO-TI(180),HG-T(28),MN-TI(180),FE-TI(180),MG-TI(180),CA-TI(180),NA-TI(180),K-TI(180),CD-TI(180) |
| L2224930-01F | Glass 250ml/8oz unpreserved | A | NA | | 4.4 | Y | Absent | | NYTCL-8270(14) |
| L2224930-01X | Vial MeOH preserved split | A | NA | | 4.4 | Y | Absent | | NYTCL-8260HLW(14) |
| L2224930-01Y | Vial Water preserved split | A | NA | | 4.4 | Y | Absent | 12-MAY-22 15:25 | NYTCL-8260HLW(14) |
| L2224930-01Z | Vial Water preserved split | A | NA | | 4.4 | Y | Absent | 12-MAY-22 15:25 | NYTCL-8260HLW(14) |
| L2224930-02A | 5 gram Encore Sampler | A | NA | | 4.4 | Y | Absent | | NYTCL-8260HLW(14) |
| L2224930-02B | 5 gram Encore Sampler | A | NA | | 4.4 | Y | Absent | | NYTCL-8260HLW(14) |
| L2224930-02C | 5 gram Encore Sampler | A | NA | | 4.4 | Y | Absent | | NYTCL-8260HLW(14) |
| L2224930-02D | Plastic 2oz unpreserved for TS | A | NA | | 4.4 | Y | Absent | | TS(7) |
| L2224930-02E | Metals Only-Glass 60mL/2oz unpreserved | A | NA | | 4.4 | Y | Absent | | BE-TI(180),AS-TI(180),BA-TI(180),AG-TI(180),CR-TI(180),TL-TI(180),NI-TI(180),AL-TI(180),ZN-TI(180),CU-TI(180),PB-TI(180),SE-TI(180),SB-TI(180),V-TI(180),CO-TI(180),FE-TI(180),MN-TI(180),MG-TI(180),HG-T(28),NA-TI(180),CA-TI(180),CD-TI(180),K-TI(180) |
| L2224930-02F | Glass 250ml/8oz unpreserved | A | NA | | 4.4 | Y | Absent | | NYTCL-8270(14) |
| L2224930-02X | Vial MeOH preserved split | A | NA | | 4.4 | Y | Absent | | NYTCL-8260HLW(14) |
| L2224930-02Y | Vial Water preserved split | A | NA | | 4.4 | Y | Absent | 12-MAY-22 15:25 | NYTCL-8260HLW(14) |
| L2224930-02Z | Vial Water preserved split | A | NA | | 4.4 | Y | Absent | 12-MAY-22 15:25 | NYTCL-8260HLW(14) |

*Values in parentheses indicate holding time in days

**Project Name:** 140-154 NORTH MAIN STREET
**Project Number:** 12166:2A

**Lab Number:** L2224930
**Report Date:** 06/02/22

## Container Information

| Container ID | Container Type | Cooler | Initial pH | Final pH | Temp deg C | Pres | Seal | Frozen Date/Time | Analysis(*) |
|---|---|---|---|---|---|---|---|---|---|
| L2224930-03A | Metals Only-Glass 60mL/2oz unpreserved | A | NA | | 4.4 | Y | Absent | | BE-TI(180),BA-TI(180),AS-TI(180),AG-TI(180),CR-TI(180),NI-TI(180),AL-TI(180),TL-TI(180),CU-TI(180),SB-TI(180),SE-TI(180),ZN-TI(180),PB-TI(180),CO-TI(180),V-TI(180),MN-TI(180),FE-TI(180),MG-TI(180),HG-T(28),K-TI(180),NA-TI(180),CD-TI(180),CA-TI(180) |
| L2224930-03B | Glass 250ml/8oz unpreserved | A | NA | | 4.4 | Y | Absent | | NYTCL-8270(14),TS(7) |
| L2224930-04A | Metals Only-Glass 60mL/2oz unpreserved | A | NA | | 4.4 | Y | Absent | | BE-TI(180),AS-TI(180),BA-TI(180),AG-TI(180),TL-TI(180),CR-TI(180),AL-TI(180),NI-TI(180),CU-TI(180),PB-TI(180),SB-TI(180),SE-TI(180),ZN-TI(180),CO-TI(180),V-TI(180),FE-TI(180),HG-T(28),MN-TI(180),MG-TI(180),CA-TI(180),K-TI(180),CD-TI(180),NA-TI(180) |
| L2224930-04B | Glass 250ml/8oz unpreserved | A | NA | | 4.4 | Y | Absent | | NYTCL-8270(14),TS(7) |
| L2224930-05A | Metals Only-Glass 60mL/2oz unpreserved | A | NA | | 4.4 | Y | Absent | | BE-TI(180),BA-TI(180),AS-TI(180),AG-TI(180),CR-TI(180),TL-TI(180),AL-TI(180),NI-TI(180),CU-TI(180),ZN-TI(180),SE-TI(180),PB-TI(180),SB-TI(180),CO-TI(180),V-TI(180),FE-TI(180),MG-TI(180),HG-T(28),MN-TI(180),NA-TI(180),CA-TI(180),K-TI(180),CD-TI(180) |
| L2224930-05B | Glass 250ml/8oz unpreserved | A | NA | | 4.4 | Y | Absent | | NYTCL-8270(14),TS(7) |
| L2224930-06A | 5 gram Encore Sampler | A | NA | | 4.4 | Y | Absent | | NYTCL-8260HLW(14) |
| L2224930-06B | 5 gram Encore Sampler | A | NA | | 4.4 | Y | Absent | | NYTCL-8260HLW(14) |
| L2224930-06C | 5 gram Encore Sampler | A | NA | | 4.4 | Y | Absent | | NYTCL-8260HLW(14) |
| L2224930-06D | Plastic 2oz unpreserved for TS | A | NA | | 4.4 | Y | Absent | | TS(7) |
| L2224930-06E | Metals Only-Glass 60mL/2oz unpreserved | A | NA | | 4.4 | Y | Absent | | BE-TI(180),BA-TI(180),AS-TI(180),AG-TI(180),AL-TI(180),CR-TI(180),TL-TI(180),NI-TI(180),CU-TI(180),SB-TI(180),PB-TI(180),SE-TI(180),ZN-TI(180),CO-TI(180),V-TI(180),FE-TI(180),HG-T(28),MN-TI(180),MG-TI(180),K-TI(180),NA-TI(180),CA-TI(180),CD-TI(180) |
| L2224930-06F | Glass 250ml/8oz unpreserved | A | NA | | 4.4 | Y | Absent | | NYTCL-8270(14) |
| L2224930-06X | Vial MeOH preserved split | A | NA | | 4.4 | Y | Absent | | NYTCL-8260HLW(14) |
| L2224930-06Y | Vial Water preserved split | A | NA | | 4.4 | Y | Absent | 12-MAY-22 15:25 | NYTCL-8260HLW(14) |
| L2224930-06Z | Vial Water preserved split | A | NA | | 4.4 | Y | Absent | 12-MAY-22 15:25 | NYTCL-8260HLW(14) |
| L2224930-07A | 5 gram Encore Sampler | A | NA | | 4.4 | Y | Absent | | NYTCL-8260HLW(14) |
| L2224930-07B | 5 gram Encore Sampler | A | NA | | 4.4 | Y | Absent | | NYTCL-8260HLW(14) |
| L2224930-07C | 5 gram Encore Sampler | A | NA | | 4.4 | Y | Absent | | NYTCL-8260HLW(14) |
| L2224930-07D | Plastic 2oz unpreserved for TS | A | NA | | 4.4 | Y | Absent | | TS(7) |



*Values in parentheses indicate holding time in days

**Project Name:** 140-154 NORTH MAIN STREET
**Project Number:** 12166:2A

**Lab Number:** L2224930
**Report Date:** 06/02/22

### Container Information

| Container ID | Container Type | Cooler | Initial pH | Final pH | Temp deg C | Pres | Seal | Frozen Date/Time | Analysis(*) |
|---|---|---|---|---|---|---|---|---|---|
| L2224930-07E | Metals Only-Glass 60mL/2oz unpreserved | A | NA | | 4.4 | Y | Absent | | BE-TI(180),AS-TI(180),BA-TI(180),AG-TI(180),NI-TI(180),CR-TI(180),TL-TI(180),AL-TI(180),SB-TI(180),ZN-TI(180),PB-TI(180),CU-TI(180),SE-TI(180),V-TI(180),CO-TI(180),MN-TI(180),FE-TI(180),HG-T(28),MG-TI(180),CD-TI(180),NA-TI(180),CA-TI(180),K-TI(180) |
| L2224930-07F | Glass 250ml/8oz unpreserved | A | NA | | 4.4 | Y | Absent | | NYTCL-8270(14) |
| L2224930-07X | Vial MeOH preserved split | A | NA | | 4.4 | Y | Absent | | NYTCL-8260HLW(14) |
| L2224930-07Y | Vial Water preserved split | A | NA | | 4.4 | Y | Absent | 12-MAY-22 15:25 | NYTCL-8260HLW(14) |
| L2224930-07Z | Vial Water preserved split | A | NA | | 4.4 | Y | Absent | 12-MAY-22 15:25 | NYTCL-8260HLW(14) |
| L2224930-08A | Metals Only-Glass 60mL/2oz unpreserved | A | NA | | 4.4 | Y | Absent | | BE-TI(180),BA-TI(180),AS-TI(180),AG-TI(180),TL-TI(180),AL-TI(180),NI-TI(180),CR-TI(180),SE-TI(180),PB-TI(180),ZN-TI(180),CU-TI(180),SB-TI(180),V-TI(180),CO-TI(180),FE-TI(180),MG-TI(180),HG-T(28),MN-TI(180),CA-TI(180),NA-TI(180),K-TI(180),CD-TI(180) |
| L2224930-08B | Glass 250ml/8oz unpreserved | A | NA | | 4.4 | Y | Absent | | NYTCL-8270(14),TS(7) |
| L2224930-09A | Metals Only-Glass 60mL/2oz unpreserved | A | NA | | 4.4 | Y | Absent | | BE-TI(180),AS-TI(180),BA-TI(180),AG-TI(180),NI-TI(180),TL-TI(180),AL-TI(180),CR-TI(180),SE-TI(180),ZN-TI(180),PB-TI(180),SB-TI(180),CU-TI(180),CO-TI(180),V-TI(180),HG-T(28),FE-TI(180),MG-TI(180),MN-TI(180),CD-TI(180),K-TI(180),CA-TI(180),NA-TI(180) |
| L2224930-09B | Glass 250ml/8oz unpreserved | A | NA | | 4.4 | Y | Absent | | NYTCL-8270(14),TS(7) |



*Values in parentheses indicate holding time in days

| | | | |
|---|---|---|---|
| **Project Name:** | 140-154 NORTH MAIN STREET | **Lab Number:** | L2224930 |
| **Project Number:** | 12166:2A | **Report Date:** | 06/02/22 |

## GLOSSARY

***Acronyms***

| | |
|---|---|
| DL | - Detection Limit: This value represents the level to which target analyte concentrations are reported as estimated values, when those target analyte concentrations are quantified below the limit of quantitation (LOQ). The DL includes any adjustments from dilutions, concentrations or moisture content, where applicable. (DoD report formats only.) |
| EDL | - Estimated Detection Limit: This value represents the level to which target analyte concentrations are reported as estimated values, when those target analyte concentrations are quantified below the reporting limit (RL). The EDL includes any adjustments from dilutions, concentrations or moisture content, where applicable. The use of EDLs is specific to the analysis of PAHs using Solid-Phase Microextraction (SPME). |
| EMPC | - Estimated Maximum Possible Concentration: The concentration that results from the signal present at the retention time of an analyte when the ions meet all of the identification criteria except the ion abundance ratio criteria. An EMPC is a worst-case estimate of the concentration. |
| EPA | - Environmental Protection Agency. |
| LCS | - Laboratory Control Sample: A sample matrix, free from the analytes of interest, spiked with verified known amounts of analytes or a material containing known and verified amounts of analytes. |
| LCSD | - Laboratory Control Sample Duplicate: Refer to LCS. |
| LFB | - Laboratory Fortified Blank: A sample matrix, free from the analytes of interest, spiked with verified known amounts of analytes or a material containing known and verified amounts of analytes. |
| LOD | - Limit of Detection: This value represents the level to which a target analyte can reliably be detected for a specific analyte in a specific matrix by a specific method. The LOD includes any adjustments from dilutions, concentrations or moisture content, where applicable. (DoD report formats only.) |
| LOQ | - Limit of Quantitation: The value at which an instrument can accurately measure an analyte at a specific concentration. The LOQ includes any adjustments from dilutions, concentrations or moisture content, where applicable. (DoD report formats only.)<br><br>Limit of Quantitation: The value at which an instrument can accurately measure an analyte at a specific concentration. The LOQ includes any adjustments from dilutions, concentrations or moisture content, where applicable. (DoD report formats only.) |
| MDL | - Method Detection Limit: This value represents the level to which target analyte concentrations are reported as estimated values, when those target analyte concentrations are quantified below the reporting limit (RL). The MDL includes any adjustments from dilutions, concentrations or moisture content, where applicable. |
| MS | - Matrix Spike Sample: A sample prepared by adding a known mass of target analyte to a specified amount of matrix sample for which an independent estimate of target analyte concentration is available. For Method 332.0, the spike recovery is calculated using the native concentration, including estimated values. |
| MSD | - Matrix Spike Sample Duplicate: Refer to MS. |
| NA | - Not Applicable. |
| NC | - Not Calculated: Term is utilized when one or more of the results utilized in the calculation are non-detect at the parameter's reporting unit. |
| NDPA/DPA | - N-Nitrosodiphenylamine/Diphenylamine. |
| NI | - Not Ignitable. |
| NP | - Non-Plastic: Term is utilized for the analysis of Atterberg Limits in soil. |
| NR | - No Results: Term is utilized when 'No Target Compounds Requested' is reported for the analysis of Volatile or Semivolatile Organic TIC only requests. |
| RL | - Reporting Limit: The value at which an instrument can accurately measure an analyte at a specific concentration. The RL includes any adjustments from dilutions, concentrations or moisture content, where applicable. |
| RPD | - Relative Percent Difference: The results from matrix and/or matrix spike duplicates are primarily designed to assess the precision of analytical results in a given matrix and are expressed as relative percent difference (RPD). Values which are less than five times the reporting limit for any individual parameter are evaluated by utilizing the absolute difference between the values; although the RPD value will be provided in the report. |
| SRM | - Standard Reference Material: A reference sample of a known or certified value that is of the same or similar matrix as the associated field samples. |
| STLP | - Semi-dynamic Tank Leaching Procedure per EPA Method 1315. |
| TEF | - Toxic Equivalency Factors: The values assigned to each dioxin and furan to evaluate their toxicity relative to 2,3,7,8-TCDD. |
| TEQ | - Toxic Equivalent: The measure of a sample's toxicity derived by multiplying each dioxin and furan by its corresponding TEF and then summing the resulting values. |
| TIC | - Tentatively Identified Compound: A compound that has been identified to be present and is not part of the target compound list (TCL) for the method and/or program. All TICs are qualitatively identified and reported as estimated concentrations. |

*Report Format: DU Report with 'J' Qualifiers*

| | | | |
|---|---|---|---|
| **Project Name:** | 140-154 NORTH MAIN STREET | **Lab Number:** | L2224930 |
| **Project Number:** | 12166:2A | **Report Date:** | 06/02/22 |

***Footnotes***

1 - The reference for this analyte should be considered modified since this analyte is absent from the target analyte list of the original method.

***Terms***

Analytical Method: Both the document from which the method originates and the analytical reference method. (Example: EPA 8260B is shown as 1,8260B.) The codes for the reference method documents are provided in the References section of the Addendum.

Difference: With respect to Total Oxidizable Precursor (TOP) Assay analysis, the difference is defined as the Post-Treatment value minus the Pre-Treatment value.

Final pH: As it pertains to Sample Receipt & Container Information section of the report, Final pH reflects pH of container determined after adjustment at the laboratory, if applicable. If no adjustment required, value reflects Initial pH.

Frozen Date/Time: With respect to Volatile Organics in soil, Frozen Date/Time reflects the date/time at which associated Reagent Water-preserved vials were initially frozen. Note: If frozen date/time is beyond 48 hours from sample collection, value will be reflected in 'bold'.

Initial pH: As it pertains to Sample Receipt & Container Information section of the report, Initial pH reflects pH of container determined upon receipt, if applicable.

PAH Total: With respect to Alkylated PAH analyses, the 'PAHs, Total' result is defined as the summation of results for all or a subset of the following compounds: Naphthalene, C1-C4 Naphthalenes, 2-Methylnaphthalene, 1-Methylnaphthalene, Biphenyl, Acenaphthylene, Acenaphthene, Fluorene, C1-C3 Fluorenes, Phenanthrene, C1-C4 Phenanthrenes/Anthracenes, Anthracene, Fluoranthene, Pyrene, C1-C4 Fluoranthenes/Pyrenes, Benz(a)anthracene, Chrysene, C1-C4 Chrysenes, Benzo(b)fluoranthene, Benzo(j)+(k)fluoranthene, Benzo(e)pyrene, Benzo(a)pyrene, Perylene, Indeno(1,2,3-cd)pyrene, Dibenz(ah)+(ac)anthracene, Benzo(g,h,i)perylene. If a 'Total' result is requested, the results of its individual components will also be reported.

PFAS Total: With respect to PFAS analyses, the 'PFAS, Total (5)' result is defined as the summation of results for: PFHpA, PFHxS, PFOA, PFNA and PFOS. In addition, the 'PFAS, Total (6)' result is defined as the summation of results for: PFHpA, PFHxS, PFOA, PFNA, PFDA and PFOS. For MassDEP DW compliance analysis only, the 'PFAS, Total (6)' result is defined as the summation of results at or above the RL. Note: If a 'Total' result is requested, the results of its individual components will also be reported.

The target compound Chlordane (CAS No. 57-74-9) is reported for GC ECD analyses. Per EPA,this compound "refers to a mixture of chlordane isomers, other chlorinated hydrocarbons and numerous other components." (Reference: USEPA Toxicological Review of Chlordane, In Support of Summary Information on the Integrated Risk Information System (IRIS), December 1997.)

Total: With respect to Organic analyses, a 'Total' result is defined as the summation of results for individual isomers or Aroclors. If a 'Total' result is requested, the results of its individual components will also be reported. This is applicable to 'Total' results for methods 8260, 8081 and 8082.

***Data Qualifiers***

**A** - Spectra identified as "Aldol Condensates" are byproducts of the extraction/concentration procedures when acetone is introduced in the process.

**B** - The analyte was detected above the reporting limit in the associated method blank. Flag only applies to associated field samples that have detectable concentrations of the analyte at less than ten times (10x) the concentration found in the blank. For MCP-related projects, flag only applies to associated field samples that have detectable concentrations of the analyte at less than ten times (10x) the concentration found in the blank. For DOD-related projects, flag only applies to associated field samples that have detectable concentrations of the analyte at less than ten times (10x) the concentration found in the blank AND the analyte was detected above one-half the reporting limit (or above the reporting limit for common lab contaminants) in the associated method blank. For NJ-Air-related projects, flag only applies to associated field samples that have detectable concentrations of the analyte above the reporting limit. For NJ-related projects (excluding Air), flag only applies to associated field samples that have detectable concentrations of the analyte, which was detected above the reporting limit in the associated method blank or above five times the reporting limit for common lab contaminants (Phthalates, Acetone, Methylene Chloride, 2-Butanone).

**C** - Co-elution: The target analyte co-elutes with a known lab standard (i.e. surrogate, internal standards, etc.) for co-extracted analyses.

**D** - Concentration of analyte was quantified from diluted analysis. Flag only applies to field samples that have detectable concentrations of the analyte.

**E** - Concentration of analyte exceeds the range of the calibration curve and/or linear range of the instrument.

**F** - The ratio of quantifier ion response to qualifier ion response falls outside of the laboratory criteria. Results are considered to be an estimated maximum concentration.

**G** - The concentration may be biased high due to matrix interferences (i.e, co-elution) with non-target compound(s). The result should be considered estimated.

**H** - The analysis of pH was performed beyond the regulatory-required holding time of 15 minutes from the time of sample collection.

**I** - The lower value for the two columns has been reported due to obvious interference.

**J** - Estimated value. The Target analyte concentration is below the quantitation limit (RL), but above the Method Detection Limit (MDL) or Estimated Detection Limit (EDL) for SPME-related analyses. This represents an estimated concentration for Tentatively Identified Compounds (TICs).

**M** - Reporting Limit (RL) exceeds the MCP CAM Reporting Limit for this analyte.

**ND** - Not detected at the method detection limit (MDL) for the sample, or estimated detection limit (EDL) for SPME-related analyses.

*Report Format: DU Report with 'J' Qualifiers*

| | | | |
|---|---|---|---|
| **Project Name:** | 140-154 NORTH MAIN STREET | **Lab Number:** | L2224930 |
| **Project Number:** | 12166:2A | **Report Date:** | 06/02/22 |

***Data Qualifiers***

**NJ** - Presumptive evidence of compound. This represents an estimated concentration for Tentatively Identified Compounds (TICs), where the identification is based on a mass spectral library search.

**P** - The RPD between the results for the two columns exceeds the method-specified criteria.

**Q** - The quality control sample exceeds the associated acceptance criteria. For DOD-related projects, LCS and/or Continuing Calibration Standard exceedences are also qualified on all associated sample results. Note: This flag is not applicable for matrix spike recoveries when the sample concentration is greater than 4x the spike added or for batch duplicate RPD when the sample concentrations are less than 5x the RL. (Metals only.)

**R** - Analytical results are from sample re-analysis.

**RE** - Analytical results are from sample re-extraction.

**S** - Analytical results are from modified screening analysis.

**V** - The surrogate associated with this target analyte has a recovery outside the QC acceptance limits. (Applicable to MassDEP DW Compliance samples only.)

**Z** - The batch matrix spike and/or duplicate associated with this target analyte has a recovery/RPD outside the QC acceptance limits. (Applicable to MassDEP DW Compliance samples only.)

*Report Format: DU Report with 'J' Qualifiers*

| | | | |
|---|---|---|---|
| **Project Name:** | 140-154 NORTH MAIN STREET | **Lab Number:** | L2224930 |
| **Project Number:** | 12166:2A | **Report Date:** | 06/02/22 |

## REFERENCES


1 Test Methods for Evaluating Solid Waste: Physical/Chemical Methods. EPA SW-846. Third Edition. Updates I - VI, 2018.

121 Standard Methods for the Examination of Water and Wastewater. APHA-AWWA-WEF. Standard Methods Online.


## LIMITATION OF LIABILITIES

Alpha Analytical performs services with reasonable care and diligence normal to the analytical testing laboratory industry. In the event of an error, the sole and exclusive responsibility of Alpha Analytical shall be to re-perform the work at it's own expense. In no event shall Alpha Analytical be held liable for any incidental, consequential or special damages, including but not limited to, damages in any way connected with the use of, interpretation of, information or analysis provided by Alpha Analytical.

We strongly urge our clients to comply with EPA protocol regarding sample volume, preservation, cooling, containers, sampling procedures, holding time and splitting of samples in the field.

# Certification Information

**The following analytes are not included in our Primary NELAP Scope of Accreditation:**

**Westborough Facility**
**EPA 624/624.1:** m/p-xylene, o-xylene, Naphthalene
**EPA 625/625.1:** alpha-Terpineol
**EPA 8260C/8260D:** NPW: 1,2,4,5-Tetramethylbenzene; 4-Ethyltoluene, Azobenzene; SCM: Iodomethane (methyl iodide), 1,2,4,5-Tetramethylbenzene; 4-Ethyltoluene.
**EPA 8270D/8270E:** NPW: Dimethylnaphthalene,1,4-Diphenylhydrazine, alpha-Terpineol; SCM: Dimethylnaphthalene,1,4-Diphenylhydrazine.
**SM4500**: NPW: Amenable Cyanide; SCM: Total Phosphorus, TKN, NO2, NO3.

**Mansfield Facility**
**SM 2540D:** TSS
**EPA 8082A:** NPW: PCB: 1, 5, 31, 87,101, 110, 141, 151, 153, 180, 183, 187.
**EPA TO-15:** Halothane, 2,4,4-Trimethyl-2-pentene, 2,4,4-Trimethyl-1-pentene, Thiophene, 2-Methylthiophene, 3-Methylthiophene, 2-Ethylthiophene, 1,2,3-Trimethylbenzene, Indan, Indene, 1,2,4,5-Tetramethylbenzene, Benzothiophene, 1-Methylnaphthalene.
**Biological Tissue Matrix:** EPA 3050B

**The following analytes are included in our Massachusetts DEP Scope of Accreditation**

**Westborough Facility:**

***Drinking Water***
**EPA 300.0**: Chloride, Nitrate-N, Fluoride, Sulfate; **EPA 353.2**: Nitrate-N, Nitrite-N; **SM4500NO3-F**: Nitrate-N, Nitrite-N; **SM4500F-C, SM4500CN-CE, EPA 180.1, SM2130B, SM4500Cl-D, SM2320B, SM2540C, SM4500H-B, SM4500NO2-B**
**EPA 332**: Perchlorate; **EPA 524.2:** THMs and VOCs; **EPA 504.1:** EDB, DBCP.
**Microbiology**: **SM9215B; SM9223-P/A, SM9223B-Colilert-QT,SM9222D**.

***Non-Potable Water***
**SM4500H,B, EPA 120.1, SM2510B, SM2540C, SM2320B, SM4500CL-E, SM4500F-BC, SM4500NH3-BH:** Ammonia-N and Kjeldahl-N, **EPA 350.1**: Ammonia-N, **LACHAT 10-107-06-1-B**: Ammonia-N, **EPA 351.1, SM4500NO3-F, EPA 353.2**: Nitrate-N, **SM4500P-E, SM4500P-B, E, SM4500SO4-E, SM5220D, EPA 410.4, SM5210B, SM5310C, SM4500CL-D, EPA 1664, EPA 420.1, SM4500-CN-CE, SM2540D, EPA 300: Chloride, Sulfate, Nitrate.**
**EPA 624.1**: Volatile Halocarbons & Aromatics,
**EPA 608.3**: Chlordane, Toxaphene, Aldrin, alpha-BHC, beta-BHC, gamma-BHC, delta-BHC, Dieldrin, DDD, DDE, DDT, Endosulfan I, Endosulfan II, Endosulfan sulfate, Endrin, Endrin Aldehyde, Heptachlor, Heptachlor Epoxide, PCBs
**EPA 625.1**: SVOC (Acid/Base/Neutral Extractables), **EPA 600/4-81-045**: PCB-Oil.
**Microbiology**: **SM9223B-Colilert-QT; Enterolert-QT, SM9221E, EPA 1600, EPA 1603, SM9222D.**

**Mansfield Facility:**

***Drinking Water***
**EPA 200.7:** Al, Ba, Cd, Cr, Cu, Fe, Mn, Ni, Na, Ag, Ca, Zn. **EPA 200.8:** Al, Sb, As, Ba, Be, Cd, Cr, Cu, Pb, Mn, Ni, Se, Ag, TL, Zn. **EPA 245.1** Hg.
**EPA 522, EPA 537.1.**

***Non-Potable Water***
**EPA 200.7:** Al, Sb, As, Be, Cd, Ca, Cr, Co, Cu, Fe, Pb, Mg, Mn, Mo, Ni, K, Se, Ag, Na, Sr, TL, Ti, V, Zn.
**EPA 200.8:** Al, Sb, As, Be, Cd, Cr, Cu, Fe, Pb, Mn, Ni, K, Se, Ag, Na, TL, Zn.
**EPA 245.1** Hg.
**SM2340B**

For a complete listing of analytes and methods, please contact your Alpha Project Manager.

# NEW JERSEY CHAIN OF CUSTODY

ALPHA ANALYTICAL

Westborough, MA 01581
8 Walkup Dr.
TEL: 508-898-9220
FAX: 508-898-9193

Mansfield, MA 02048
320 Forbes Blvd
TEL: 508-822-9300
FAX: 508-822-3288

**Service Centers**
Mahwah, NJ 07430: 35 Whitney Rd, Suite 5
Albany, NY 12205: 14 Walker Way
Tonawanda, NY 14150: 275 Cooper Ave, Suite 105

Page ___ of ___

Date Rec'd in Lab: 5/11/22

ALPHA Job #: L2224930

**Client Information**
Client: SESI
Address: 12a Maple Ave, Pine Brook NJ
Phone: 973-809-9050
Fax:
Email: monica.norton@sesi.org

**Project Information**
Project Name: Embassy Site
Project Location: Port Chester, NY
Project #: 12166.24
(Use Project name as Project #) ☐
Project Manager: Monica Norton
ALPHAQuote #:

**Turn-Around Time**
Standard ☒ Due Date:
Rush (only if pre approved) ☐ # of Days:

**Deliverables**
☐ NJ Full / Reduced
☐ EQuIS (1 File) ☐ EQuIS (4 File)
☒ Other Cat B

**Regulatory Requirement**
☐ SRS Residential/Non Residential
☐ SRS Impact to Groundwater
☐ NJ Ground Water Quality Standards
☐ NJ IGW SPLP Leachate Criteria
☒ Other NY Soil unrestricted

**Billing Information**
☐ Same as Client Info
PO #

**Site Information**
Is this site impacted by Petroleum? Yes ☐
Petroleum Product:

These samples have been previously analyzed by Alpha ☐

**For EPH, selection is REQUIRED:**
☐ Category 1
☐ Category 2

**For VOC, selection is REQUIRED:**
☐ 1,4-Dioxane
☐ 8011

**Other project specific requirements/comments:**
**Please specify Metals or TAL.**

**Sample Filtration**
☐ Done
☐ Lab to do
**Preservation**
☐ Lab to do
*(Please Specify below)*

| ALPHA Lab ID (Lab Use Only) | Sample ID | Collection Date | Collection Time | Sample Matrix | Sampler's Initials | TAL Metals | PAHs | TCL VOCs | | | | | | Sample Specific Comments | Total Bottle |
|---|---|---|---|---|---|---|---|---|---|---|---|---|---|---|---|
| 24930-01 | SB-101 (2.5-3) | 5-11-22 | 10:10 | Soil | JRN | X | X | X | | | | | | | |
| -02 | SB-102 (5.5-6) | ↓ | 10:20 | ↓ | | X | X | X | | | | | | | |
| -03 | SB-103 (2.5-3) | | 10:45 | | | X | X | | | | | | | | |
| -04 | SB-104 (2-2.5) | | 11:10 | | | X | X | | | | | | | | |
| -05 | SB-105 (2.5-3) | | 11:20 | | | X | X | | | | | | | | |
| -06 | SB-106 (2.5-3) | | 11:30 | | | X | X | X | | | | | | | |
| -07 | SB-107 (2.5-3) | | 12:00 | | | X | X | X | | | | | | | |
| -08 | SB-108 (1.5-2) | | 12:30 | | | X | X | | | | | | | | |
| -09 | SB-109 (2-2.5) | ↓ | 12:40 | ↓ | | X | X | | | | | | | | |

Preservative Code:
A = None
B = HCl
C = $HNO_3$
D = $H_2SO_4$
E = NaOH
F = MeOH
G = $NaHSO_4$
H = $Na_2S_2O_3$
K/E = Zn Ac/NaOH
O = Other

Container Code
P = Plastic
A = Amber Glass
V = Vial
G = Glass
B = Bacteria Cup
C = Cube
O = Other
E = Encore
D = BOD Bottle

Westboro: Certification No: MA935
Mansfield: Certification No: MA015

| Container Type | | | | | | | | |
|---|---|---|---|---|---|---|---|---|
| Preservative | | | | | | | | |

| Relinquished By: | Date/Time | Received By: | Date/Time |
|---|---|---|---|
| [signature] | 5-11-22 1520 | [signature] | 5/11/22 1520 |
| [signature] 5/11/22 1720 | | [signature] | 5/11 1930 |
| [signature] | 5/11 | [signature] | 5/11 21:30 |
| [signature] | 5/11 23:40 | [signature] | 5/11/22 23:40 |

Please print clearly, legibly and completely. Samples can not be logged in and turnaround time clock will not start until any ambiguities are resolved. BY EXECUTING THIS COC, THE CLIENT HAS READ AND AGREES TO BE BOUND BY ALPHA'S TERMS & CONDITIONS. (See reverse side.)

Form No: 01-14 HC (rev. 30-Sept-2013)

# ANALYTICAL REPORT

| | |
|---|---|
| Lab Number: | L2226066 |
| Client: | Soils Engineering Services, Inc.<br>12A Maple Avenue<br>Pine Brook, NJ 07058 |
| ATTN: | Monica Norton |
| Phone: | (973) 808-9050 |
| Project Name: | 128 N MAIN |
| Project Number: | 12166:2B |
| Report Date: | 06/16/22 |



Certifications & Approvals: MA (M-MA086), NH NELAP (2064), CT (PH-0574), IL (200077), ME (MA00086), MD (348), NJ (MA935), NY (11148), NC (25700/666), PA (68-03671), RI (LAO00065), TX (T104704476), VT (VT-0935), VA (460195), USDA (Permit #P330-17-00196).

Eight Walkup Drive, Westborough, MA 01581-1019
508-898-9220 (Fax) 508-898-9193 800-624-9220 - www.alphalab.com

**Project Name:** 128 N MAIN
**Project Number:** 12166:2B

**Lab Number:** L2226066
**Report Date:** 06/16/22

| Alpha Sample ID | Client ID | Matrix | Sample Location | Collection Date/Time | Receive Date |
|---|---|---|---|---|---|
| L2226066-01 | SB-1 (8.5-9) | SOIL | PORT CHESTER, NY | 05/17/22 09:40 | 05/17/22 |
| L2226066-02 | SB-2 (1-1.5) | SOIL | PORT CHESTER, NY | 05/17/22 10:35 | 05/17/22 |
| L2226066-03 | TW-1 | WATER | PORT CHESTER, NY | 05/17/22 09:50 | 05/17/22 |
| L2226066-04 | TRIP BLANK | WATER | PORT CHESTER, NY | 05/17/22 00:00 | 05/17/22 |

| | | | |
|---|---|---|---|
| **Project Name:** | 128 N MAIN | **Lab Number:** | L2226066 |
| **Project Number:** | 12166:2B | **Report Date:** | 06/16/22 |

## Case Narrative

The samples were received in accordance with the Chain of Custody and no significant deviations were encountered during the preparation or analysis unless otherwise noted. Sample Receipt, Container Information, and the Chain of Custody are located at the back of the report.

Results contained within this report relate only to the samples submitted under this Alpha Lab Number and meet NELAP requirements for all NELAP accredited parameters unless otherwise noted in the following narrative. The data presented in this report is organized by parameter (i.e. VOC, SVOC, etc.). Sample specific Quality Control data (i.e. Surrogate Spike Recovery) is reported at the end of the target analyte list for each individual sample, followed by the Laboratory Batch Quality Control at the end of each parameter. Tentatively Identified Compounds (TICs), if requested, are reported for compounds identified to be present and are not part of the method/program Target Compound List, even if only a subset of the TCL are being reported. If a sample was re-analyzed or re-extracted due to a required quality control corrective action and if both sets of data are reported, the Laboratory ID of the re-analysis or re-extraction is designated with an "R" or "RE", respectively.

When multiple Batch Quality Control elements are reported (e.g. more than one LCS), the associated samples for each element are noted in the grey shaded header line of each data table. Any Laboratory Batch, Sample Specific % recovery or RPD value that is outside the listed Acceptance Criteria is bolded in the report. In reference to questions H (CAM) or 4 (RCP) when "NO" is checked, the performance criteria for CAM and RCP methods allow for some quality control failures to occur and still be within method compliance. In these instances, the specific failure is not narrated but noted in the associated QC Outlier Summary Report, located directly after the Case Narrative. QC information is also incorporated in the Data Usability Assessment table (Format 11) of our Data Merger tool, where it can be reviewed in conjunction with the sample result, associated regulatory criteria and any associated data usability implications.

Soil/sediments, solids and tissues are reported on a dry weight basis unless otherwise noted. Definitions of all data qualifiers and acronyms used in this report are provided in the Glossary located at the back of the report.

HOLD POLICY - For samples submitted on hold, Alpha's policy is to hold samples (with the exception of Air canisters) free of charge for 21 calendar days from the date the project is completed. After 21 calendar days, we will dispose of all samples submitted including those put on hold unless you have contacted your Alpha Project Manager and made arrangements for Alpha to continue to hold the samples. Air canisters will be disposed after 3 business days from the date the project is completed.

Please contact Project Management at 800-624-9220 with any questions.

| | | | |
|---|---|---|---|
| **Project Name:** | 128 N MAIN | **Lab Number:** | L2226066 |
| **Project Number:** | 12166:2B | **Report Date:** | 06/16/22 |

**Case Narrative (continued)**

Report Submission

June 16, 2022: This final report includes the results of all requested analyses.

June 01, 2022: This is a preliminary report.

All non-detect (ND) or estimated concentrations (J-qualified) have been quantitated to the limit noted in the MDL column.

Volatile Organics

L2226066-01: The surrogate recovery is outside the acceptance criteria for 4-bromofluorobenzene (157%); however, the sample was not re-analyzed due to coelution with an obvious interference. A copy of the chromatogram is included as an attachment to this report.

Semivolatile Organics

The WG1641352-1 Method Blank, associated with L2226066-03, has TIC(s) detected. The results are qualified with a "B" for any associated samples that have detections of the same TIC(s).

Semivolatile Organics by SIM

L2226066-03D: The sample has elevated detection limits due to the dilution required by the sample matrix.

Perfluorinated Alkyl Acids by Isotope Dilution

L2226066-03 and WG1644232-3: The sample was centrifuged and decanted prior to extraction due to sample matrix.

L2226066-03 and WG1644232-3: Extracted Internal Standard recoveries were outside the acceptance criteria for individual analytes. Please refer to the surrogate section of the report for details.

Pesticides

L2226066-01: The internal standard (IS) response for 1-bromo-2-nitrobenzene (7192%) was above the

| | | | |
|---|---|---|---|
| **Project Name:** | 128 N MAIN | **Lab Number:** | L2226066 |
| **Project Number:** | 12166:2B | **Report Date:** | 06/16/22 |

**Case Narrative (continued)**

acceptance criteria on column A; however, the sample was not re-analyzed due to obvious interferences. Since the IS response was above method criteria, all associated compounds reported from this column are considered to have a potentially low bias. The surrogate recoveries are outside the method acceptance criteria for 2,4,5,6-tetrachloro-m-xylene (14%) and decachlorobiphenyl (0%) due to interference with the Internal Standard.

L2226066-03D: The sample has elevated detection limits due to the dilution required by the sample matrix.

Total Metals

L2226066-03: The sample has an elevated detection limit for mercury due to the dilution required by the sample matrix.

Cyanide, Total

The WG1643708-2 LCS recovery for cyanide, total (33%), associated with L2226066-01 and -02, is outside our in-house acceptance criteria, but within the vendor-certified acceptance limits. The results of the original analyses are reported.

The WG1643708-2/-3 LCS/LCSD RPD, associated with L2226066-01 and -02, is above the acceptance criteria for cyanide, total (83%).

I, the undersigned, attest under the pains and penalties of perjury that, to the best of my knowledge and belief and based upon my personal inquiry of those responsible for providing the information contained in this analytical report, such information is accurate and complete. This certificate of analysis is not complete unless this page accompanies any and all pages of this report.

Authorized Signature: Cristin Walker

Title: Technical Director/Representative

Date: 06/16/22

# ORGANICS

# VOLATILES

**Project Name:** 128 N MAIN
**Project Number:** 12166:2B
**Lab Number:** L2226066
**Report Date:** 06/16/22

## SAMPLE RESULTS

Lab ID: L2226066-01
Client ID: SB-1 (8.5-9)
Sample Location: PORT CHESTER, NY

Date Collected: 05/17/22 09:40
Date Received: 05/17/22
Field Prep: Not Specified

Sample Depth:
Matrix: Soil
Analytical Method: 1,8260C
Analytical Date: 05/27/22 05:56
Analyst: NLK
Percent Solids: 80%

| Parameter | Result | Qualifier | Units | RL | MDL | Dilution Factor |
|---|---|---|---|---|---|---|
| **Volatile Organics by EPA 5035 High - Westborough Lab** | | | | | | |
| Methylene chloride | ND | | ug/kg | 350 | 160 | 1 |
| 1,1-Dichloroethane | ND | | ug/kg | 70 | 10. | 1 |
| Chloroform | ND | | ug/kg | 100 | 9.8 | 1 |
| Carbon tetrachloride | ND | | ug/kg | 70 | 16. | 1 |
| 1,2-Dichloropropane | ND | | ug/kg | 70 | 8.8 | 1 |
| Dibromochloromethane | ND | | ug/kg | 70 | 9.8 | 1 |
| 1,1,2-Trichloroethane | ND | | ug/kg | 70 | 19. | 1 |
| Tetrachloroethene | ND | | ug/kg | 35 | 14. | 1 |
| Chlorobenzene | ND | | ug/kg | 35 | 8.9 | 1 |
| Trichlorofluoromethane | ND | | ug/kg | 280 | 49. | 1 |
| 1,2-Dichloroethane | ND | | ug/kg | 70 | 18. | 1 |
| 1,1,1-Trichloroethane | ND | | ug/kg | 35 | 12. | 1 |
| Bromodichloromethane | ND | | ug/kg | 35 | 7.7 | 1 |
| trans-1,3-Dichloropropene | ND | | ug/kg | 70 | 19. | 1 |
| cis-1,3-Dichloropropene | ND | | ug/kg | 35 | 11. | 1 |
| 1,3-Dichloropropene, Total | ND | | ug/kg | 35 | 11. | 1 |
| 1,1-Dichloropropene | ND | | ug/kg | 35 | 11. | 1 |
| Bromoform | ND | | ug/kg | 280 | 17. | 1 |
| 1,1,2,2-Tetrachloroethane | ND | | ug/kg | 35 | 12. | 1 |
| Benzene | ND | | ug/kg | 35 | 12. | 1 |
| Toluene | 45 | J | ug/kg | 70 | 38. | 1 |
| Ethylbenzene | 1200 | | ug/kg | 70 | 9.9 | 1 |
| Chloromethane | ND | | ug/kg | 280 | 66. | 1 |
| Bromomethane | ND | | ug/kg | 140 | 41. | 1 |
| Vinyl chloride | ND | | ug/kg | 70 | 24. | 1 |
| Chloroethane | ND | | ug/kg | 140 | 32. | 1 |
| 1,1-Dichloroethene | ND | | ug/kg | 70 | 17. | 1 |
| trans-1,2-Dichloroethene | ND | | ug/kg | 100 | 9.6 | 1 |

**Project Name:** 128 N MAIN **Lab Number:** L2226066

**Project Number:** 12166:2B **Report Date:** 06/16/22

## SAMPLE RESULTS

Lab ID: L2226066-01 Date Collected: 05/17/22 09:40

Client ID: SB-1 (8.5-9) Date Received: 05/17/22

Sample Location: PORT CHESTER, NY Field Prep: Not Specified

Sample Depth:

| Parameter | Result | Qualifier | Units | RL | MDL | Dilution Factor |
|---|---|---|---|---|---|---|
| Volatile Organics by EPA 5035 High - Westborough Lab | | | | | | |
| Trichloroethene | ND | | ug/kg | 35 | 9.6 | 1 |
| 1,2-Dichlorobenzene | 2100 | | ug/kg | 140 | 10. | 1 |
| 1,3-Dichlorobenzene | 13 | J | ug/kg | 140 | 10. | 1 |
| 1,4-Dichlorobenzene | 220 | | ug/kg | 140 | 12. | 1 |
| Methyl tert butyl ether | ND | | ug/kg | 140 | 14. | 1 |
| p/m-Xylene | 340 | | ug/kg | 140 | 39. | 1 |
| o-Xylene | 900 | | ug/kg | 70 | 20. | 1 |
| Xylenes, Total | 1200 | | ug/kg | 70 | 20. | 1 |
| cis-1,2-Dichloroethene | ND | | ug/kg | 70 | 12. | 1 |
| 1,2-Dichloroethene, Total | ND | | ug/kg | 70 | 9.6 | 1 |
| Dibromomethane | ND | | ug/kg | 140 | 17. | 1 |
| Styrene | ND | | ug/kg | 70 | 14. | 1 |
| Dichlorodifluoromethane | ND | | ug/kg | 700 | 64. | 1 |
| Acetone | 430 | J | ug/kg | 700 | 340 | 1 |
| Carbon disulfide | ND | | ug/kg | 700 | 320 | 1 |
| 2-Butanone | ND | | ug/kg | 700 | 160 | 1 |
| Vinyl acetate | ND | | ug/kg | 700 | 150 | 1 |
| 4-Methyl-2-pentanone | ND | | ug/kg | 700 | 90. | 1 |
| 1,2,3-Trichloropropane | ND | | ug/kg | 140 | 8.9 | 1 |
| 2-Hexanone | ND | | ug/kg | 700 | 83. | 1 |
| Bromochloromethane | ND | | ug/kg | 140 | 14. | 1 |
| 2,2-Dichloropropane | ND | | ug/kg | 140 | 14. | 1 |
| 1,2-Dibromoethane | ND | | ug/kg | 70 | 20. | 1 |
| 1,3-Dichloropropane | ND | | ug/kg | 140 | 12. | 1 |
| 1,1,1,2-Tetrachloroethane | ND | | ug/kg | 35 | 9.3 | 1 |
| Bromobenzene | ND | | ug/kg | 140 | 10. | 1 |
| n-Butylbenzene | 1800 | | ug/kg | 70 | 12. | 1 |
| sec-Butylbenzene | 810 | | ug/kg | 70 | 10. | 1 |
| tert-Butylbenzene | 60 | J | ug/kg | 140 | 8.3 | 1 |
| o-Chlorotoluene | ND | | ug/kg | 140 | 13. | 1 |
| p-Chlorotoluene | ND | | ug/kg | 140 | 7.6 | 1 |
| 1,2-Dibromo-3-chloropropane | ND | | ug/kg | 210 | 70. | 1 |
| Hexachlorobutadiene | ND | | ug/kg | 280 | 12. | 1 |
| Isopropylbenzene | 910 | | ug/kg | 70 | 7.7 | 1 |
| p-Isopropyltoluene | 1300 | | ug/kg | 70 | 7.7 | 1 |
| Naphthalene | 900 | | ug/kg | 280 | 46. | 1 |
| Acrylonitrile | ND | | ug/kg | 280 | 81. | 1 |

**Project Name:** 128 N MAIN **Lab Number:** L2226066

**Project Number:** 12166:2B **Report Date:** 06/16/22

## SAMPLE RESULTS

Lab ID: L2226066-01 Date Collected: 05/17/22 09:40

Client ID: SB-1 (8.5-9) Date Received: 05/17/22

Sample Location: PORT CHESTER, NY Field Prep: Not Specified

Sample Depth:

| Parameter | Result | Qualifier | Units | RL | MDL | Dilution Factor |
|---|---|---|---|---|---|---|
| **Volatile Organics by EPA 5035 High - Westborough Lab** | | | | | | |
| n-Propylbenzene | 1800 | | ug/kg | 70 | 12. | 1 |
| 1,2,3-Trichlorobenzene | ND | | ug/kg | 140 | 23. | 1 |
| 1,2,4-Trichlorobenzene | ND | | ug/kg | 140 | 19. | 1 |
| 1,3,5-Trimethylbenzene | 270 | | ug/kg | 140 | 14. | 1 |
| 1,2,4-Trimethylbenzene | 5400 | | ug/kg | 140 | 24. | 1 |
| 1,4-Dioxane | ND | | ug/kg | 5600 | 2500 | 1 |
| p-Diethylbenzene | 1100 | | ug/kg | 140 | 12. | 1 |
| p-Ethyltoluene | 3000 | | ug/kg | 140 | 27. | 1 |
| 1,2,4,5-Tetramethylbenzene | 2200 | | ug/kg | 140 | 13. | 1 |
| Ethyl ether | ND | | ug/kg | 140 | 24. | 1 |
| trans-1,4-Dichloro-2-butene | ND | | ug/kg | 350 | 100 | 1 |

| Tentatively Identified Compounds | | | | |
|---|---|---|---|---|
| Total TIC Compounds | 133000 | J | ug/kg | 1 |
| Unknown Aromatic | 6190 | J | ug/kg | 1 |
| Octane | 5440 | NJ | ug/kg | 1 |
| Unknown Aromatic | 17400 | J | ug/kg | 1 |
| Benzene, 1-propenyl- | 5850 | NJ | ug/kg | 1 |
| Unknown Aromatic | 8080 | J | ug/kg | 1 |
| Unknown | 4740 | J | ug/kg | 1 |
| Unknown | 5810 | J | ug/kg | 1 |
| Unknown Benzene | 14800 | J | ug/kg | 1 |
| Unknown Aromatic | 15000 | J | ug/kg | 1 |
| Unknown Benzene | 4770 | J | ug/kg | 1 |
| Unknown Alkane | 16800 | J | ug/kg | 1 |
| Unknown Benzene | 7620 | J | ug/kg | 1 |
| Unknown Aromatic | 10600 | J | ug/kg | 1 |
| Unknown Aromatic | 5300 | J | ug/kg | 1 |
| Unknown | 4480 | J | ug/kg | 1 |

**Project Name:** 128 N MAIN **Lab Number:** L2226066

**Project Number:** 12166:2B **Report Date:** 06/16/22

## SAMPLE RESULTS

| | | | |
|---|---|---|---|
| Lab ID: | L2226066-01 | Date Collected: | 05/17/22 09:40 |
| Client ID: | SB-1 (8.5-9) | Date Received: | 05/17/22 |
| Sample Location: | PORT CHESTER, NY | Field Prep: | Not Specified |

Sample Depth:

| Parameter | Result | Qualifier | Units | RL | MDL | Dilution Factor |
|---|---|---|---|---|---|---|
| Volatile Organics by EPA 5035 High - Westborough Lab | | | | | | |

| Surrogate | % Recovery | Qualifier | Acceptance Criteria |
|---|---|---|---|
| 1,2-Dichloroethane-d4 | 109 | | 70-130 |
| Toluene-d8 | 106 | | 70-130 |
| 4-Bromofluorobenzene | **157** | Q | 70-130 |
| Dibromofluoromethane | 87 | | 70-130 |

**Project Name:** 128 N MAIN
**Project Number:** 12166:2B
**Lab Number:** L2226066
**Report Date:** 06/16/22

## SAMPLE RESULTS

Lab ID: L2226066-02
Client ID: SB-2 (1-1.5)
Sample Location: PORT CHESTER, NY

Date Collected: 05/17/22 10:35
Date Received: 05/17/22
Field Prep: Not Specified

Sample Depth:
Matrix: Soil
Analytical Method: 1,8260C
Analytical Date: 05/27/22 03:19
Analyst: NLK
Percent Solids: 85%

| Parameter | Result | Qualifier | Units | RL | MDL | Dilution Factor |
|---|---|---|---|---|---|---|
| **Volatile Organics by EPA 5035 Low - Westborough Lab** | | | | | | |
| Methylene chloride | ND | | ug/kg | 4.7 | 2.2 | 1 |
| 1,1-Dichloroethane | ND | | ug/kg | 0.95 | 0.14 | 1 |
| Chloroform | ND | | ug/kg | 1.4 | 0.13 | 1 |
| Carbon tetrachloride | ND | | ug/kg | 0.95 | 0.22 | 1 |
| 1,2-Dichloropropane | ND | | ug/kg | 0.95 | 0.12 | 1 |
| Dibromochloromethane | ND | | ug/kg | 0.95 | 0.13 | 1 |
| 1,1,2-Trichloroethane | ND | | ug/kg | 0.95 | 0.25 | 1 |
| Tetrachloroethene | ND | | ug/kg | 0.47 | 0.19 | 1 |
| Chlorobenzene | ND | | ug/kg | 0.47 | 0.12 | 1 |
| Trichlorofluoromethane | ND | | ug/kg | 3.8 | 0.66 | 1 |
| 1,2-Dichloroethane | ND | | ug/kg | 0.95 | 0.24 | 1 |
| 1,1,1-Trichloroethane | ND | | ug/kg | 0.47 | 0.16 | 1 |
| Bromodichloromethane | ND | | ug/kg | 0.47 | 0.10 | 1 |
| trans-1,3-Dichloropropene | ND | | ug/kg | 0.95 | 0.26 | 1 |
| cis-1,3-Dichloropropene | ND | | ug/kg | 0.47 | 0.15 | 1 |
| 1,3-Dichloropropene, Total | ND | | ug/kg | 0.47 | 0.15 | 1 |
| 1,1-Dichloropropene | ND | | ug/kg | 0.47 | 0.15 | 1 |
| Bromoform | ND | | ug/kg | 3.8 | 0.23 | 1 |
| 1,1,2,2-Tetrachloroethane | ND | | ug/kg | 0.47 | 0.16 | 1 |
| Benzene | ND | | ug/kg | 0.47 | 0.16 | 1 |
| Toluene | ND | | ug/kg | 0.95 | 0.52 | 1 |
| Ethylbenzene | ND | | ug/kg | 0.95 | 0.13 | 1 |
| Chloromethane | ND | | ug/kg | 3.8 | 0.88 | 1 |
| Bromomethane | ND | | ug/kg | 1.9 | 0.55 | 1 |
| Vinyl chloride | ND | | ug/kg | 0.95 | 0.32 | 1 |
| Chloroethane | ND | | ug/kg | 1.9 | 0.43 | 1 |
| 1,1-Dichloroethene | ND | | ug/kg | 0.95 | 0.23 | 1 |
| trans-1,2-Dichloroethene | ND | | ug/kg | 1.4 | 0.13 | 1 |

**Project Name:** 128 N MAIN **Lab Number:** L2226066

**Project Number:** 12166:2B **Report Date:** 06/16/22

## SAMPLE RESULTS

Lab ID: L2226066-02 Date Collected: 05/17/22 10:35

Client ID: SB-2 (1-1.5) Date Received: 05/17/22

Sample Location: PORT CHESTER, NY Field Prep: Not Specified

Sample Depth:

| Parameter | Result | Qualifier | Units | RL | MDL | Dilution Factor |
|---|---|---|---|---|---|---|
| Volatile Organics by EPA 5035 Low - Westborough Lab | | | | | | |
| Trichloroethene | ND | | ug/kg | 0.47 | 0.13 | 1 |
| 1,2-Dichlorobenzene | ND | | ug/kg | 1.9 | 0.14 | 1 |
| 1,3-Dichlorobenzene | ND | | ug/kg | 1.9 | 0.14 | 1 |
| 1,4-Dichlorobenzene | ND | | ug/kg | 1.9 | 0.16 | 1 |
| Methyl tert butyl ether | ND | | ug/kg | 1.9 | 0.19 | 1 |
| p/m-Xylene | ND | | ug/kg | 1.9 | 0.53 | 1 |
| o-Xylene | ND | | ug/kg | 0.95 | 0.28 | 1 |
| Xylenes, Total | ND | | ug/kg | 0.95 | 0.28 | 1 |
| cis-1,2-Dichloroethene | ND | | ug/kg | 0.95 | 0.17 | 1 |
| 1,2-Dichloroethene, Total | ND | | ug/kg | 0.95 | 0.13 | 1 |
| Dibromomethane | ND | | ug/kg | 1.9 | 0.23 | 1 |
| Styrene | ND | | ug/kg | 0.95 | 0.19 | 1 |
| Dichlorodifluoromethane | ND | | ug/kg | 9.5 | 0.87 | 1 |
| Acetone | 5.3 | J | ug/kg | 9.5 | 4.6 | 1 |
| Carbon disulfide | ND | | ug/kg | 9.5 | 4.3 | 1 |
| 2-Butanone | ND | | ug/kg | 9.5 | 2.1 | 1 |
| Vinyl acetate | ND | | ug/kg | 9.5 | 2.0 | 1 |
| 4-Methyl-2-pentanone | ND | | ug/kg | 9.5 | 1.2 | 1 |
| 1,2,3-Trichloropropane | ND | | ug/kg | 1.9 | 0.12 | 1 |
| 2-Hexanone | ND | | ug/kg | 9.5 | 1.1 | 1 |
| Bromochloromethane | ND | | ug/kg | 1.9 | 0.19 | 1 |
| 2,2-Dichloropropane | ND | | ug/kg | 1.9 | 0.19 | 1 |
| 1,2-Dibromoethane | ND | | ug/kg | 0.95 | 0.26 | 1 |
| 1,3-Dichloropropane | ND | | ug/kg | 1.9 | 0.16 | 1 |
| 1,1,1,2-Tetrachloroethane | ND | | ug/kg | 0.47 | 0.12 | 1 |
| Bromobenzene | ND | | ug/kg | 1.9 | 0.14 | 1 |
| n-Butylbenzene | ND | | ug/kg | 0.95 | 0.16 | 1 |
| sec-Butylbenzene | ND | | ug/kg | 0.95 | 0.14 | 1 |
| tert-Butylbenzene | ND | | ug/kg | 1.9 | 0.11 | 1 |
| o-Chlorotoluene | ND | | ug/kg | 1.9 | 0.18 | 1 |
| p-Chlorotoluene | ND | | ug/kg | 1.9 | 0.10 | 1 |
| 1,2-Dibromo-3-chloropropane | ND | | ug/kg | 2.8 | 0.95 | 1 |
| Hexachlorobutadiene | ND | | ug/kg | 3.8 | 0.16 | 1 |
| Isopropylbenzene | ND | | ug/kg | 0.95 | 0.10 | 1 |
| p-Isopropyltoluene | ND | | ug/kg | 0.95 | 0.10 | 1 |
| Naphthalene | ND | | ug/kg | 3.8 | 0.62 | 1 |
| Acrylonitrile | ND | | ug/kg | 3.8 | 1.1 | 1 |

**Project Name:** 128 N MAIN **Lab Number:** L2226066

**Project Number:** 12166:2B **Report Date:** 06/16/22

## SAMPLE RESULTS

Lab ID: L2226066-02 Date Collected: 05/17/22 10:35

Client ID: SB-2 (1-1.5) Date Received: 05/17/22

Sample Location: PORT CHESTER, NY Field Prep: Not Specified

Sample Depth:

| Parameter | Result | Qualifier | Units | RL | MDL | Dilution Factor |
|---|---|---|---|---|---|---|
| **Volatile Organics by EPA 5035 Low - Westborough Lab** | | | | | | |
| n-Propylbenzene | ND | | ug/kg | 0.95 | 0.16 | 1 |
| 1,2,3-Trichlorobenzene | ND | | ug/kg | 1.9 | 0.30 | 1 |
| 1,2,4-Trichlorobenzene | ND | | ug/kg | 1.9 | 0.26 | 1 |
| 1,3,5-Trimethylbenzene | ND | | ug/kg | 1.9 | 0.18 | 1 |
| 1,2,4-Trimethylbenzene | ND | | ug/kg | 1.9 | 0.32 | 1 |
| 1,4-Dioxane | ND | | ug/kg | 76 | 33. | 1 |
| p-Diethylbenzene | ND | | ug/kg | 1.9 | 0.17 | 1 |
| p-Ethyltoluene | ND | | ug/kg | 1.9 | 0.36 | 1 |
| 1,2,4,5-Tetramethylbenzene | ND | | ug/kg | 1.9 | 0.18 | 1 |
| Ethyl ether | ND | | ug/kg | 1.9 | 0.32 | 1 |
| trans-1,4-Dichloro-2-butene | ND | | ug/kg | 4.7 | 1.3 | 1 |

Tentatively Identified Compounds

| | | | | |
|---|---|---|---|---|
| Total TIC Compounds | 2.49 | J | ug/kg | 1 |
| Unknown | 2.49 | J | ug/kg | 1 |

| Surrogate | % Recovery | Qualifier | Acceptance Criteria |
|---|---|---|---|
| 1,2-Dichloroethane-d4 | 112 | | 70-130 |
| Toluene-d8 | 104 | | 70-130 |
| 4-Bromofluorobenzene | 107 | | 70-130 |
| Dibromofluoromethane | 99 | | 70-130 |

**Project Name:** 128 N MAIN
**Project Number:** 12166:2B
**Lab Number:** L2226066
**Report Date:** 06/16/22

## SAMPLE RESULTS

Lab ID: L2226066-03
Client ID: TW-1
Sample Location: PORT CHESTER, NY
Date Collected: 05/17/22 09:50
Date Received: 05/17/22
Field Prep: Not Specified

Sample Depth:
Matrix: Water
Analytical Method: 1,8260C
Analytical Date: 05/27/22 00:22
Analyst: PD

| Parameter | Result | Qualifier | Units | RL | MDL | Dilution Factor |
|---|---|---|---|---|---|---|
| **Volatile Organics by GC/MS - Westborough Lab** | | | | | | |
| Methylene chloride | ND | | ug/l | 2.5 | 0.70 | 1 |
| 1,1-Dichloroethane | ND | | ug/l | 2.5 | 0.70 | 1 |
| Chloroform | ND | | ug/l | 2.5 | 0.70 | 1 |
| Carbon tetrachloride | ND | | ug/l | 0.50 | 0.13 | 1 |
| 1,2-Dichloropropane | ND | | ug/l | 1.0 | 0.14 | 1 |
| Dibromochloromethane | ND | | ug/l | 0.50 | 0.15 | 1 |
| 1,1,2-Trichloroethane | ND | | ug/l | 1.5 | 0.50 | 1 |
| Tetrachloroethene | ND | | ug/l | 0.50 | 0.18 | 1 |
| Chlorobenzene | ND | | ug/l | 2.5 | 0.70 | 1 |
| Trichlorofluoromethane | ND | | ug/l | 2.5 | 0.70 | 1 |
| 1,2-Dichloroethane | ND | | ug/l | 0.50 | 0.13 | 1 |
| 1,1,1-Trichloroethane | ND | | ug/l | 2.5 | 0.70 | 1 |
| Bromodichloromethane | ND | | ug/l | 0.50 | 0.19 | 1 |
| trans-1,3-Dichloropropene | ND | | ug/l | 0.50 | 0.16 | 1 |
| cis-1,3-Dichloropropene | ND | | ug/l | 0.50 | 0.14 | 1 |
| 1,3-Dichloropropene, Total | ND | | ug/l | 0.50 | 0.14 | 1 |
| 1,1-Dichloropropene | ND | | ug/l | 2.5 | 0.70 | 1 |
| Bromoform | ND | | ug/l | 2.0 | 0.65 | 1 |
| 1,1,2,2-Tetrachloroethane | ND | | ug/l | 0.50 | 0.17 | 1 |
| Benzene | ND | | ug/l | 0.50 | 0.16 | 1 |
| Toluene | ND | | ug/l | 2.5 | 0.70 | 1 |
| Ethylbenzene | 3.2 | | ug/l | 2.5 | 0.70 | 1 |
| Chloromethane | ND | | ug/l | 2.5 | 0.70 | 1 |
| Bromomethane | ND | | ug/l | 2.5 | 0.70 | 1 |
| Vinyl chloride | ND | | ug/l | 1.0 | 0.07 | 1 |
| Chloroethane | ND | | ug/l | 2.5 | 0.70 | 1 |
| 1,1-Dichloroethene | ND | | ug/l | 0.50 | 0.17 | 1 |
| trans-1,2-Dichloroethene | ND | | ug/l | 2.5 | 0.70 | 1 |

**Project Name:** 128 N MAIN **Lab Number:** L2226066

**Project Number:** 12166:2B **Report Date:** 06/16/22

## SAMPLE RESULTS

Lab ID: L2226066-03 Date Collected: 05/17/22 09:50

Client ID: TW-1 Date Received: 05/17/22

Sample Location: PORT CHESTER, NY Field Prep: Not Specified

Sample Depth:

| Parameter | Result | Qualifier | Units | RL | MDL | Dilution Factor |
|---|---|---|---|---|---|---|
| **Volatile Organics by GC/MS - Westborough Lab** | | | | | | |
| Trichloroethene | ND | | ug/l | 0.50 | 0.18 | 1 |
| 1,2-Dichlorobenzene | 3.8 | | ug/l | 2.5 | 0.70 | 1 |
| 1,3-Dichlorobenzene | ND | | ug/l | 2.5 | 0.70 | 1 |
| 1,4-Dichlorobenzene | ND | | ug/l | 2.5 | 0.70 | 1 |
| Methyl tert butyl ether | ND | | ug/l | 2.5 | 0.70 | 1 |
| p/m-Xylene | 0.81 | J | ug/l | 2.5 | 0.70 | 1 |
| o-Xylene | 2.6 | | ug/l | 2.5 | 0.70 | 1 |
| Xylenes, Total | 3.4 | J | ug/l | 2.5 | 0.70 | 1 |
| cis-1,2-Dichloroethene | ND | | ug/l | 2.5 | 0.70 | 1 |
| 1,2-Dichloroethene, Total | ND | | ug/l | 2.5 | 0.70 | 1 |
| Dibromomethane | ND | | ug/l | 5.0 | 1.0 | 1 |
| 1,2,3-Trichloropropane | ND | | ug/l | 2.5 | 0.70 | 1 |
| Acrylonitrile | ND | | ug/l | 5.0 | 1.5 | 1 |
| Styrene | ND | | ug/l | 2.5 | 0.70 | 1 |
| Dichlorodifluoromethane | ND | | ug/l | 5.0 | 1.0 | 1 |
| Acetone | 8.4 | | ug/l | 5.0 | 1.5 | 1 |
| Carbon disulfide | 1.8 | J | ug/l | 5.0 | 1.0 | 1 |
| 2-Butanone | ND | | ug/l | 5.0 | 1.9 | 1 |
| Vinyl acetate | ND | | ug/l | 5.0 | 1.0 | 1 |
| 4-Methyl-2-pentanone | ND | | ug/l | 5.0 | 1.0 | 1 |
| 2-Hexanone | ND | | ug/l | 5.0 | 1.0 | 1 |
| Bromochloromethane | ND | | ug/l | 2.5 | 0.70 | 1 |
| 2,2-Dichloropropane | ND | | ug/l | 2.5 | 0.70 | 1 |
| 1,2-Dibromoethane | ND | | ug/l | 2.0 | 0.65 | 1 |
| 1,3-Dichloropropane | ND | | ug/l | 2.5 | 0.70 | 1 |
| 1,1,1,2-Tetrachloroethane | ND | | ug/l | 2.5 | 0.70 | 1 |
| Bromobenzene | ND | | ug/l | 2.5 | 0.70 | 1 |
| n-Butylbenzene | 0.91 | J | ug/l | 2.5 | 0.70 | 1 |
| sec-Butylbenzene | ND | | ug/l | 2.5 | 0.70 | 1 |
| tert-Butylbenzene | ND | | ug/l | 2.5 | 0.70 | 1 |
| o-Chlorotoluene | ND | | ug/l | 2.5 | 0.70 | 1 |
| p-Chlorotoluene | ND | | ug/l | 2.5 | 0.70 | 1 |
| 1,2-Dibromo-3-chloropropane | ND | | ug/l | 2.5 | 0.70 | 1 |
| Hexachlorobutadiene | ND | | ug/l | 2.5 | 0.70 | 1 |
| Isopropylbenzene | 1.4 | J | ug/l | 2.5 | 0.70 | 1 |
| p-Isopropyltoluene | 0.90 | J | ug/l | 2.5 | 0.70 | 1 |
| Naphthalene | 0.92 | J | ug/l | 2.5 | 0.70 | 1 |

**Project Name:** 128 N MAIN **Lab Number:** L2226066

**Project Number:** 12166:2B **Report Date:** 06/16/22

## SAMPLE RESULTS

Lab ID: L2226066-03 Date Collected: 05/17/22 09:50

Client ID: TW-1 Date Received: 05/17/22

Sample Location: PORT CHESTER, NY Field Prep: Not Specified

Sample Depth:

| Parameter | Result | Qualifier | Units | RL | MDL | Dilution Factor |
|---|---|---|---|---|---|---|
| **Volatile Organics by GC/MS - Westborough Lab** | | | | | | |
| n-Propylbenzene | 2.0 | J | ug/l | 2.5 | 0.70 | 1 |
| 1,2,3-Trichlorobenzene | ND | | ug/l | 2.5 | 0.70 | 1 |
| 1,2,4-Trichlorobenzene | ND | | ug/l | 2.5 | 0.70 | 1 |
| 1,3,5-Trimethylbenzene | ND | | ug/l | 2.5 | 0.70 | 1 |
| 1,2,4-Trimethylbenzene | 7.0 | | ug/l | 2.5 | 0.70 | 1 |
| 1,4-Dioxane | ND | | ug/l | 250 | 61. | 1 |
| p-Diethylbenzene | 0.86 | J | ug/l | 2.0 | 0.70 | 1 |
| p-Ethyltoluene | 3.6 | | ug/l | 2.0 | 0.70 | 1 |
| 1,2,4,5-Tetramethylbenzene | 2.0 | | ug/l | 2.0 | 0.54 | 1 |
| Ethyl ether | ND | | ug/l | 2.5 | 0.70 | 1 |
| trans-1,4-Dichloro-2-butene | ND | | ug/l | 2.5 | 0.70 | 1 |

| Tentatively Identified Compounds | | | | |
|---|---|---|---|---|
| Total TIC Compounds | 97.3 | J | ug/l | 1 |
| Unknown Benzene | 8.10 | J | ug/l | 1 |
| Indan, 1-methyl- | 7.83 | NJ | ug/l | 1 |
| Tetradecane (C14) | 12.5 | NJ | ug/l | 1 |
| Unknown | 8.65 | J | ug/l | 1 |
| Unknown Aromatic | 16.6 | J | ug/l | 1 |
| Unknown | 8.78 | J | ug/l | 1 |
| Unknown | 9.35 | J | ug/l | 1 |
| Unknown Alkane | 7.23 | J | ug/l | 1 |
| Unknown Naphthalene | 9.60 | J | ug/l | 1 |
| Unknown | 8.68 | J | ug/l | 1 |

| Surrogate | % Recovery | Qualifier | Acceptance Criteria |
|---|---|---|---|
| 1,2-Dichloroethane-d4 | 103 | | 70-130 |
| Toluene-d8 | 99 | | 70-130 |
| 4-Bromofluorobenzene | 98 | | 70-130 |
| Dibromofluoromethane | 109 | | 70-130 |

**Project Name:** 128 N MAIN
**Project Number:** 12166:2B
**Lab Number:** L2226066
**Report Date:** 06/16/22

## SAMPLE RESULTS

Lab ID: L2226066-04
Client ID: TRIP BLANK
Sample Location: PORT CHESTER, NY
Date Collected: 05/17/22 00:00
Date Received: 05/17/22
Field Prep: Not Specified

Sample Depth:
Matrix: Water
Analytical Method: 1,8260C
Analytical Date: 05/27/22 19:21
Analyst: PD

| Parameter | Result | Qualifier | Units | RL | MDL | Dilution Factor |
|---|---|---|---|---|---|---|
| **Volatile Organics by GC/MS - Westborough Lab** | | | | | | |
| Methylene chloride | ND | | ug/l | 2.5 | 0.70 | 1 |
| 1,1-Dichloroethane | ND | | ug/l | 2.5 | 0.70 | 1 |
| Chloroform | ND | | ug/l | 2.5 | 0.70 | 1 |
| Carbon tetrachloride | ND | | ug/l | 0.50 | 0.13 | 1 |
| 1,2-Dichloropropane | ND | | ug/l | 1.0 | 0.14 | 1 |
| Dibromochloromethane | ND | | ug/l | 0.50 | 0.15 | 1 |
| 1,1,2-Trichloroethane | ND | | ug/l | 1.5 | 0.50 | 1 |
| Tetrachloroethene | ND | | ug/l | 0.50 | 0.18 | 1 |
| Chlorobenzene | ND | | ug/l | 2.5 | 0.70 | 1 |
| Trichlorofluoromethane | ND | | ug/l | 2.5 | 0.70 | 1 |
| 1,2-Dichloroethane | ND | | ug/l | 0.50 | 0.13 | 1 |
| 1,1,1-Trichloroethane | ND | | ug/l | 2.5 | 0.70 | 1 |
| Bromodichloromethane | ND | | ug/l | 0.50 | 0.19 | 1 |
| trans-1,3-Dichloropropene | ND | | ug/l | 0.50 | 0.16 | 1 |
| cis-1,3-Dichloropropene | ND | | ug/l | 0.50 | 0.14 | 1 |
| 1,3-Dichloropropene, Total | ND | | ug/l | 0.50 | 0.14 | 1 |
| 1,1-Dichloropropene | ND | | ug/l | 2.5 | 0.70 | 1 |
| Bromoform | ND | | ug/l | 2.0 | 0.65 | 1 |
| 1,1,2,2-Tetrachloroethane | ND | | ug/l | 0.50 | 0.17 | 1 |
| Benzene | ND | | ug/l | 0.50 | 0.16 | 1 |
| Toluene | ND | | ug/l | 2.5 | 0.70 | 1 |
| Ethylbenzene | ND | | ug/l | 2.5 | 0.70 | 1 |
| Chloromethane | ND | | ug/l | 2.5 | 0.70 | 1 |
| Bromomethane | ND | | ug/l | 2.5 | 0.70 | 1 |
| Vinyl chloride | ND | | ug/l | 1.0 | 0.07 | 1 |
| Chloroethane | ND | | ug/l | 2.5 | 0.70 | 1 |
| 1,1-Dichloroethene | ND | | ug/l | 0.50 | 0.17 | 1 |
| trans-1,2-Dichloroethene | ND | | ug/l | 2.5 | 0.70 | 1 |

**Project Name:** 128 N MAIN **Lab Number:** L2226066

**Project Number:** 12166:2B **Report Date:** 06/16/22

## SAMPLE RESULTS

Lab ID: L2226066-04 Date Collected: 05/17/22 00:00

Client ID: TRIP BLANK Date Received: 05/17/22

Sample Location: PORT CHESTER, NY Field Prep: Not Specified

Sample Depth:

| Parameter | Result | Qualifier | Units | RL | MDL | Dilution Factor |
|---|---|---|---|---|---|---|
| **Volatile Organics by GC/MS - Westborough Lab** | | | | | | |
| Trichloroethene | ND | | ug/l | 0.50 | 0.18 | 1 |
| 1,2-Dichlorobenzene | ND | | ug/l | 2.5 | 0.70 | 1 |
| 1,3-Dichlorobenzene | ND | | ug/l | 2.5 | 0.70 | 1 |
| 1,4-Dichlorobenzene | ND | | ug/l | 2.5 | 0.70 | 1 |
| Methyl tert butyl ether | ND | | ug/l | 2.5 | 0.70 | 1 |
| p/m-Xylene | ND | | ug/l | 2.5 | 0.70 | 1 |
| o-Xylene | ND | | ug/l | 2.5 | 0.70 | 1 |
| Xylenes, Total | ND | | ug/l | 2.5 | 0.70 | 1 |
| cis-1,2-Dichloroethene | ND | | ug/l | 2.5 | 0.70 | 1 |
| 1,2-Dichloroethene, Total | ND | | ug/l | 2.5 | 0.70 | 1 |
| Dibromomethane | ND | | ug/l | 5.0 | 1.0 | 1 |
| 1,2,3-Trichloropropane | ND | | ug/l | 2.5 | 0.70 | 1 |
| Acrylonitrile | ND | | ug/l | 5.0 | 1.5 | 1 |
| Styrene | ND | | ug/l | 2.5 | 0.70 | 1 |
| Dichlorodifluoromethane | ND | | ug/l | 5.0 | 1.0 | 1 |
| Acetone | ND | | ug/l | 5.0 | 1.5 | 1 |
| Carbon disulfide | ND | | ug/l | 5.0 | 1.0 | 1 |
| 2-Butanone | ND | | ug/l | 5.0 | 1.9 | 1 |
| Vinyl acetate | ND | | ug/l | 5.0 | 1.0 | 1 |
| 4-Methyl-2-pentanone | ND | | ug/l | 5.0 | 1.0 | 1 |
| 2-Hexanone | ND | | ug/l | 5.0 | 1.0 | 1 |
| Bromochloromethane | ND | | ug/l | 2.5 | 0.70 | 1 |
| 2,2-Dichloropropane | ND | | ug/l | 2.5 | 0.70 | 1 |
| 1,2-Dibromoethane | ND | | ug/l | 2.0 | 0.65 | 1 |
| 1,3-Dichloropropane | ND | | ug/l | 2.5 | 0.70 | 1 |
| 1,1,1,2-Tetrachloroethane | ND | | ug/l | 2.5 | 0.70 | 1 |
| Bromobenzene | ND | | ug/l | 2.5 | 0.70 | 1 |
| n-Butylbenzene | ND | | ug/l | 2.5 | 0.70 | 1 |
| sec-Butylbenzene | ND | | ug/l | 2.5 | 0.70 | 1 |
| tert-Butylbenzene | ND | | ug/l | 2.5 | 0.70 | 1 |
| o-Chlorotoluene | ND | | ug/l | 2.5 | 0.70 | 1 |
| p-Chlorotoluene | ND | | ug/l | 2.5 | 0.70 | 1 |
| 1,2-Dibromo-3-chloropropane | ND | | ug/l | 2.5 | 0.70 | 1 |
| Hexachlorobutadiene | ND | | ug/l | 2.5 | 0.70 | 1 |
| Isopropylbenzene | ND | | ug/l | 2.5 | 0.70 | 1 |
| p-Isopropyltoluene | ND | | ug/l | 2.5 | 0.70 | 1 |
| Naphthalene | ND | | ug/l | 2.5 | 0.70 | 1 |

**Project Name:** 128 N MAIN **Lab Number:** L2226066

**Project Number:** 12166:2B **Report Date:** 06/16/22

## SAMPLE RESULTS

Lab ID: L2226066-04 Date Collected: 05/17/22 00:00

Client ID: TRIP BLANK Date Received: 05/17/22

Sample Location: PORT CHESTER, NY Field Prep: Not Specified

Sample Depth:

| Parameter | Result | Qualifier | Units | RL | MDL | Dilution Factor |
|---|---|---|---|---|---|---|
| **Volatile Organics by GC/MS - Westborough Lab** | | | | | | |
| n-Propylbenzene | ND | | ug/l | 2.5 | 0.70 | 1 |
| 1,2,3-Trichlorobenzene | ND | | ug/l | 2.5 | 0.70 | 1 |
| 1,2,4-Trichlorobenzene | ND | | ug/l | 2.5 | 0.70 | 1 |
| 1,3,5-Trimethylbenzene | ND | | ug/l | 2.5 | 0.70 | 1 |
| 1,2,4-Trimethylbenzene | ND | | ug/l | 2.5 | 0.70 | 1 |
| 1,4-Dioxane | ND | | ug/l | 250 | 61. | 1 |
| p-Diethylbenzene | ND | | ug/l | 2.0 | 0.70 | 1 |
| p-Ethyltoluene | ND | | ug/l | 2.0 | 0.70 | 1 |
| 1,2,4,5-Tetramethylbenzene | ND | | ug/l | 2.0 | 0.54 | 1 |
| Ethyl ether | ND | | ug/l | 2.5 | 0.70 | 1 |
| trans-1,4-Dichloro-2-butene | ND | | ug/l | 2.5 | 0.70 | 1 |

Tentatively Identified Compounds

| | | | |
|---|---|---|---|
| No Tentatively Identified Compounds | ND | ug/l | 1 |

| Surrogate | % Recovery | Qualifier | Acceptance Criteria |
|---|---|---|---|
| 1,2-Dichloroethane-d4 | 106 | | 70-130 |
| Toluene-d8 | 95 | | 70-130 |
| 4-Bromofluorobenzene | 83 | | 70-130 |
| Dibromofluoromethane | 111 | | 70-130 |

**Project Name:** 128 N MAIN
**Project Number:** 12166:2B

**Lab Number:** L2226066
**Report Date:** 06/16/22

# Method Blank Analysis
## Batch Quality Control

Analytical Method: 1,8260C
Analytical Date: 05/26/22 17:55
Analyst: KJD

| Parameter | Result | Qualifier | Units | RL | MDL |
|---|---|---|---|---|---|
| Volatile Organics by GC/MS - Westborough Lab for sample(s): 03 Batch: WG1643818-5 | | | | | |
| Methylene chloride | ND | | ug/l | 2.5 | 0.70 |
| 1,1-Dichloroethane | ND | | ug/l | 2.5 | 0.70 |
| Chloroform | ND | | ug/l | 2.5 | 0.70 |
| Carbon tetrachloride | ND | | ug/l | 0.50 | 0.13 |
| 1,2-Dichloropropane | ND | | ug/l | 1.0 | 0.14 |
| Dibromochloromethane | ND | | ug/l | 0.50 | 0.15 |
| 1,1,2-Trichloroethane | ND | | ug/l | 1.5 | 0.50 |
| Tetrachloroethene | ND | | ug/l | 0.50 | 0.18 |
| Chlorobenzene | ND | | ug/l | 2.5 | 0.70 |
| Trichlorofluoromethane | ND | | ug/l | 2.5 | 0.70 |
| 1,2-Dichloroethane | ND | | ug/l | 0.50 | 0.13 |
| 1,1,1-Trichloroethane | ND | | ug/l | 2.5 | 0.70 |
| Bromodichloromethane | ND | | ug/l | 0.50 | 0.19 |
| trans-1,3-Dichloropropene | ND | | ug/l | 0.50 | 0.16 |
| cis-1,3-Dichloropropene | ND | | ug/l | 0.50 | 0.14 |
| 1,3-Dichloropropene, Total | ND | | ug/l | 0.50 | 0.14 |
| 1,1-Dichloropropene | ND | | ug/l | 2.5 | 0.70 |
| Bromoform | ND | | ug/l | 2.0 | 0.65 |
| 1,1,2,2-Tetrachloroethane | ND | | ug/l | 0.50 | 0.17 |
| Benzene | ND | | ug/l | 0.50 | 0.16 |
| Toluene | ND | | ug/l | 2.5 | 0.70 |
| Ethylbenzene | ND | | ug/l | 2.5 | 0.70 |
| Chloromethane | ND | | ug/l | 2.5 | 0.70 |
| Bromomethane | ND | | ug/l | 2.5 | 0.70 |
| Vinyl chloride | ND | | ug/l | 1.0 | 0.07 |
| Chloroethane | ND | | ug/l | 2.5 | 0.70 |
| 1,1-Dichloroethene | ND | | ug/l | 0.50 | 0.17 |
| trans-1,2-Dichloroethene | ND | | ug/l | 2.5 | 0.70 |
| Trichloroethene | ND | | ug/l | 0.50 | 0.18 |

**Project Name:** 128 N MAIN **Lab Number:** L2226066

**Project Number:** 12166:2B **Report Date:** 06/16/22

# Method Blank Analysis
## Batch Quality Control

Analytical Method: 1,8260C
Analytical Date: 05/26/22 17:55
Analyst: KJD

| Parameter | Result | Qualifier | Units | RL | MDL |
|---|---|---|---|---|---|
| Volatile Organics by GC/MS - Westborough Lab for sample(s): 03 Batch: WG1643818-5 | | | | | |
| 1,2-Dichlorobenzene | ND | | ug/l | 2.5 | 0.70 |
| 1,3-Dichlorobenzene | ND | | ug/l | 2.5 | 0.70 |
| 1,4-Dichlorobenzene | ND | | ug/l | 2.5 | 0.70 |
| Methyl tert butyl ether | ND | | ug/l | 2.5 | 0.70 |
| p/m-Xylene | ND | | ug/l | 2.5 | 0.70 |
| o-Xylene | ND | | ug/l | 2.5 | 0.70 |
| Xylenes, Total | ND | | ug/l | 2.5 | 0.70 |
| cis-1,2-Dichloroethene | ND | | ug/l | 2.5 | 0.70 |
| 1,2-Dichloroethene, Total | ND | | ug/l | 2.5 | 0.70 |
| Dibromomethane | ND | | ug/l | 5.0 | 1.0 |
| 1,2,3-Trichloropropane | ND | | ug/l | 2.5 | 0.70 |
| Acrylonitrile | ND | | ug/l | 5.0 | 1.5 |
| Styrene | ND | | ug/l | 2.5 | 0.70 |
| Dichlorodifluoromethane | ND | | ug/l | 5.0 | 1.0 |
| Acetone | ND | | ug/l | 5.0 | 1.5 |
| Carbon disulfide | ND | | ug/l | 5.0 | 1.0 |
| 2-Butanone | ND | | ug/l | 5.0 | 1.9 |
| Vinyl acetate | ND | | ug/l | 5.0 | 1.0 |
| 4-Methyl-2-pentanone | ND | | ug/l | 5.0 | 1.0 |
| 2-Hexanone | ND | | ug/l | 5.0 | 1.0 |
| Bromochloromethane | ND | | ug/l | 2.5 | 0.70 |
| 2,2-Dichloropropane | ND | | ug/l | 2.5 | 0.70 |
| 1,2-Dibromoethane | ND | | ug/l | 2.0 | 0.65 |
| 1,3-Dichloropropane | ND | | ug/l | 2.5 | 0.70 |
| 1,1,1,2-Tetrachloroethane | ND | | ug/l | 2.5 | 0.70 |
| Bromobenzene | ND | | ug/l | 2.5 | 0.70 |
| n-Butylbenzene | ND | | ug/l | 2.5 | 0.70 |
| sec-Butylbenzene | ND | | ug/l | 2.5 | 0.70 |
| tert-Butylbenzene | ND | | ug/l | 2.5 | 0.70 |

**Project Name:** 128 N MAIN
**Project Number:** 12166:2B

**Lab Number:** L2226066
**Report Date:** 06/16/22

# Method Blank Analysis
## Batch Quality Control

Analytical Method: 1,8260C
Analytical Date: 05/26/22 17:55
Analyst: KJD

| Parameter | Result | Qualifier | Units | RL | MDL |
|---|---|---|---|---|---|
| Volatile Organics by GC/MS - Westborough Lab for sample(s): 03 Batch: WG1643818-5 | | | | | |
| o-Chlorotoluene | ND | | ug/l | 2.5 | 0.70 |
| p-Chlorotoluene | ND | | ug/l | 2.5 | 0.70 |
| 1,2-Dibromo-3-chloropropane | ND | | ug/l | 2.5 | 0.70 |
| Hexachlorobutadiene | ND | | ug/l | 2.5 | 0.70 |
| Isopropylbenzene | ND | | ug/l | 2.5 | 0.70 |
| p-Isopropyltoluene | ND | | ug/l | 2.5 | 0.70 |
| Naphthalene | ND | | ug/l | 2.5 | 0.70 |
| n-Propylbenzene | ND | | ug/l | 2.5 | 0.70 |
| 1,2,3-Trichlorobenzene | ND | | ug/l | 2.5 | 0.70 |
| 1,2,4-Trichlorobenzene | ND | | ug/l | 2.5 | 0.70 |
| 1,3,5-Trimethylbenzene | ND | | ug/l | 2.5 | 0.70 |
| 1,2,4-Trimethylbenzene | ND | | ug/l | 2.5 | 0.70 |
| 1,4-Dioxane | ND | | ug/l | 250 | 61. |
| p-Diethylbenzene | ND | | ug/l | 2.0 | 0.70 |
| p-Ethyltoluene | ND | | ug/l | 2.0 | 0.70 |
| 1,2,4,5-Tetramethylbenzene | ND | | ug/l | 2.0 | 0.54 |
| Ethyl ether | ND | | ug/l | 2.5 | 0.70 |
| trans-1,4-Dichloro-2-butene | ND | | ug/l | 2.5 | 0.70 |

Tentatively Identified Compounds

| | | |
|---|---|---|
| No Tentatively Identified Compounds | ND | ug/l |

**Project Name:** 128 N MAIN **Lab Number:** L2226066

**Project Number:** 12166:2B **Report Date:** 06/16/22

# Method Blank Analysis
## Batch Quality Control

Analytical Method: 1,8260C
Analytical Date: 05/26/22 17:55
Analyst: KJD

| Parameter | Result | Qualifier | Units | RL | MDL |
|---|---|---|---|---|---|
| Volatile Organics by GC/MS - Westborough Lab for sample(s): 03 Batch: WG1643818-5 | | | | | |

| Surrogate | %Recovery | Qualifier | Acceptance Criteria |
|---|---|---|---|
| 1,2-Dichloroethane-d4 | 102 | | 70-130 |
| Toluene-d8 | 98 | | 70-130 |
| 4-Bromofluorobenzene | 100 | | 70-130 |
| Dibromofluoromethane | 106 | | 70-130 |

**Project Name:** 128 N MAIN
**Project Number:** 12166:2B

**Lab Number:** L2226066
**Report Date:** 06/16/22

# Method Blank Analysis
## Batch Quality Control

Analytical Method: 1,8260C
Analytical Date: 05/27/22 19:00
Analyst: TMS

| Parameter | Result | Qualifier | Units | RL | MDL |
|---|---|---|---|---|---|
| Volatile Organics by GC/MS - Westborough Lab for sample(s): 04 Batch: WG1644183-5 | | | | | |
| Methylene chloride | ND | | ug/l | 2.5 | 0.70 |
| 1,1-Dichloroethane | ND | | ug/l | 2.5 | 0.70 |
| Chloroform | ND | | ug/l | 2.5 | 0.70 |
| Carbon tetrachloride | ND | | ug/l | 0.50 | 0.13 |
| 1,2-Dichloropropane | ND | | ug/l | 1.0 | 0.14 |
| Dibromochloromethane | ND | | ug/l | 0.50 | 0.15 |
| 1,1,2-Trichloroethane | ND | | ug/l | 1.5 | 0.50 |
| Tetrachloroethene | ND | | ug/l | 0.50 | 0.18 |
| Chlorobenzene | ND | | ug/l | 2.5 | 0.70 |
| Trichlorofluoromethane | ND | | ug/l | 2.5 | 0.70 |
| 1,2-Dichloroethane | ND | | ug/l | 0.50 | 0.13 |
| 1,1,1-Trichloroethane | ND | | ug/l | 2.5 | 0.70 |
| Bromodichloromethane | ND | | ug/l | 0.50 | 0.19 |
| trans-1,3-Dichloropropene | ND | | ug/l | 0.50 | 0.16 |
| cis-1,3-Dichloropropene | ND | | ug/l | 0.50 | 0.14 |
| 1,3-Dichloropropene, Total | ND | | ug/l | 0.50 | 0.14 |
| 1,1-Dichloropropene | ND | | ug/l | 2.5 | 0.70 |
| Bromoform | ND | | ug/l | 2.0 | 0.65 |
| 1,1,2,2-Tetrachloroethane | ND | | ug/l | 0.50 | 0.17 |
| Benzene | ND | | ug/l | 0.50 | 0.16 |
| Toluene | ND | | ug/l | 2.5 | 0.70 |
| Ethylbenzene | ND | | ug/l | 2.5 | 0.70 |
| Chloromethane | ND | | ug/l | 2.5 | 0.70 |
| Bromomethane | ND | | ug/l | 2.5 | 0.70 |
| Vinyl chloride | ND | | ug/l | 1.0 | 0.07 |
| Chloroethane | ND | | ug/l | 2.5 | 0.70 |
| 1,1-Dichloroethene | ND | | ug/l | 0.50 | 0.17 |
| trans-1,2-Dichloroethene | ND | | ug/l | 2.5 | 0.70 |
| Trichloroethene | ND | | ug/l | 0.50 | 0.18 |

**Project Name:** 128 N MAIN **Lab Number:** L2226066

**Project Number:** 12166:2B **Report Date:** 06/16/22

# Method Blank Analysis
## Batch Quality Control

Analytical Method: 1,8260C
Analytical Date: 05/27/22 19:00
Analyst: TMS

| Parameter | Result | Qualifier | Units | RL | MDL |
|---|---|---|---|---|---|
| Volatile Organics by GC/MS - Westborough Lab for sample(s): 04 Batch: WG1644183-5 | | | | | |
| 1,2-Dichlorobenzene | ND | | ug/l | 2.5 | 0.70 |
| 1,3-Dichlorobenzene | ND | | ug/l | 2.5 | 0.70 |
| 1,4-Dichlorobenzene | ND | | ug/l | 2.5 | 0.70 |
| Methyl tert butyl ether | ND | | ug/l | 2.5 | 0.70 |
| p/m-Xylene | ND | | ug/l | 2.5 | 0.70 |
| o-Xylene | ND | | ug/l | 2.5 | 0.70 |
| Xylenes, Total | ND | | ug/l | 2.5 | 0.70 |
| cis-1,2-Dichloroethene | ND | | ug/l | 2.5 | 0.70 |
| 1,2-Dichloroethene, Total | ND | | ug/l | 2.5 | 0.70 |
| Dibromomethane | ND | | ug/l | 5.0 | 1.0 |
| 1,2,3-Trichloropropane | ND | | ug/l | 2.5 | 0.70 |
| Acrylonitrile | ND | | ug/l | 5.0 | 1.5 |
| Styrene | ND | | ug/l | 2.5 | 0.70 |
| Dichlorodifluoromethane | ND | | ug/l | 5.0 | 1.0 |
| Acetone | ND | | ug/l | 5.0 | 1.5 |
| Carbon disulfide | ND | | ug/l | 5.0 | 1.0 |
| 2-Butanone | ND | | ug/l | 5.0 | 1.9 |
| Vinyl acetate | ND | | ug/l | 5.0 | 1.0 |
| 4-Methyl-2-pentanone | ND | | ug/l | 5.0 | 1.0 |
| 2-Hexanone | ND | | ug/l | 5.0 | 1.0 |
| Bromochloromethane | ND | | ug/l | 2.5 | 0.70 |
| 2,2-Dichloropropane | ND | | ug/l | 2.5 | 0.70 |
| 1,2-Dibromoethane | ND | | ug/l | 2.0 | 0.65 |
| 1,3-Dichloropropane | ND | | ug/l | 2.5 | 0.70 |
| 1,1,1,2-Tetrachloroethane | ND | | ug/l | 2.5 | 0.70 |
| Bromobenzene | ND | | ug/l | 2.5 | 0.70 |
| n-Butylbenzene | ND | | ug/l | 2.5 | 0.70 |
| sec-Butylbenzene | ND | | ug/l | 2.5 | 0.70 |
| tert-Butylbenzene | ND | | ug/l | 2.5 | 0.70 |

**Project Name:** 128 N MAIN
**Project Number:** 12166:2B

**Lab Number:** L2226066
**Report Date:** 06/16/22

# Method Blank Analysis
## Batch Quality Control

Analytical Method: 1,8260C
Analytical Date: 05/27/22 19:00
Analyst: TMS

| Parameter | Result | Qualifier | Units | RL | MDL |
|---|---|---|---|---|---|
| Volatile Organics by GC/MS - Westborough Lab for sample(s): 04 Batch: WG1644183-5 | | | | | |
| o-Chlorotoluene | ND | | ug/l | 2.5 | 0.70 |
| p-Chlorotoluene | ND | | ug/l | 2.5 | 0.70 |
| 1,2-Dibromo-3-chloropropane | ND | | ug/l | 2.5 | 0.70 |
| Hexachlorobutadiene | ND | | ug/l | 2.5 | 0.70 |
| Isopropylbenzene | ND | | ug/l | 2.5 | 0.70 |
| p-Isopropyltoluene | ND | | ug/l | 2.5 | 0.70 |
| Naphthalene | ND | | ug/l | 2.5 | 0.70 |
| n-Propylbenzene | ND | | ug/l | 2.5 | 0.70 |
| 1,2,3-Trichlorobenzene | ND | | ug/l | 2.5 | 0.70 |
| 1,2,4-Trichlorobenzene | ND | | ug/l | 2.5 | 0.70 |
| 1,3,5-Trimethylbenzene | ND | | ug/l | 2.5 | 0.70 |
| 1,2,4-Trimethylbenzene | ND | | ug/l | 2.5 | 0.70 |
| 1,4-Dioxane | ND | | ug/l | 250 | 61. |
| p-Diethylbenzene | ND | | ug/l | 2.0 | 0.70 |
| p-Ethyltoluene | ND | | ug/l | 2.0 | 0.70 |
| 1,2,4,5-Tetramethylbenzene | ND | | ug/l | 2.0 | 0.54 |
| Ethyl ether | ND | | ug/l | 2.5 | 0.70 |
| trans-1,4-Dichloro-2-butene | ND | | ug/l | 2.5 | 0.70 |

Tentatively Identified Compounds

| | | |
|---|---|---|
| No Tentatively Identified Compounds | ND | ug/l |

**Project Name:** 128 N MAIN **Lab Number:** L2226066

**Project Number:** 12166:2B **Report Date:** 06/16/22

# Method Blank Analysis
## Batch Quality Control

Analytical Method: 1,8260C
Analytical Date: 05/27/22 19:00
Analyst: TMS

| Parameter | Result | Qualifier | Units | RL | MDL |
|---|---|---|---|---|---|
| Volatile Organics by GC/MS - Westborough Lab for sample(s): 04 Batch: WG1644183-5 | | | | | |

| Surrogate | %Recovery | Qualifier | Acceptance Criteria |
|---|---|---|---|
| 1,2-Dichloroethane-d4 | 108 | | 70-130 |
| Toluene-d8 | 92 | | 70-130 |
| 4-Bromofluorobenzene | 85 | | 70-130 |
| Dibromofluoromethane | 119 | | 70-130 |

**Project Name:** 128 N MAIN **Lab Number:** L2226066

**Project Number:** 12166:2B **Report Date:** 06/16/22

# Method Blank Analysis
## Batch Quality Control

Analytical Method: 1,8260C
Analytical Date: 05/26/22 21:12
Analyst: AJK

| Parameter | Result | Qualifier | Units | RL | MDL |
|---|---|---|---|---|---|
| Volatile Organics by EPA 5035 High - Westborough Lab for sample(s): 01 Batch: WG1645054-5 | | | | | |
| Methylene chloride | ND | | ug/kg | 250 | 110 |
| 1,1-Dichloroethane | ND | | ug/kg | 50 | 7.2 |
| Chloroform | ND | | ug/kg | 75 | 7.0 |
| Carbon tetrachloride | ND | | ug/kg | 50 | 12. |
| 1,2-Dichloropropane | ND | | ug/kg | 50 | 6.2 |
| Dibromochloromethane | ND | | ug/kg | 50 | 7.0 |
| 1,1,2-Trichloroethane | ND | | ug/kg | 50 | 13. |
| Tetrachloroethene | ND | | ug/kg | 25 | 9.8 |
| Chlorobenzene | ND | | ug/kg | 25 | 6.4 |
| Trichlorofluoromethane | ND | | ug/kg | 200 | 35. |
| 1,2-Dichloroethane | ND | | ug/kg | 50 | 13. |
| 1,1,1-Trichloroethane | ND | | ug/kg | 25 | 8.4 |
| Bromodichloromethane | ND | | ug/kg | 25 | 5.4 |
| trans-1,3-Dichloropropene | ND | | ug/kg | 50 | 14. |
| cis-1,3-Dichloropropene | ND | | ug/kg | 25 | 7.9 |
| 1,3-Dichloropropene, Total | ND | | ug/kg | 25 | 7.9 |
| 1,1-Dichloropropene | ND | | ug/kg | 25 | 8.0 |
| Bromoform | ND | | ug/kg | 200 | 12. |
| 1,1,2,2-Tetrachloroethane | ND | | ug/kg | 25 | 8.3 |
| Benzene | ND | | ug/kg | 25 | 8.3 |
| Toluene | ND | | ug/kg | 50 | 27. |
| Ethylbenzene | ND | | ug/kg | 50 | 7.0 |
| Chloromethane | ND | | ug/kg | 200 | 47. |
| Bromomethane | ND | | ug/kg | 100 | 29. |
| Vinyl chloride | ND | | ug/kg | 50 | 17. |
| Chloroethane | ND | | ug/kg | 100 | 23. |
| 1,1-Dichloroethene | ND | | ug/kg | 50 | 12. |
| trans-1,2-Dichloroethene | ND | | ug/kg | 75 | 6.8 |
| Trichloroethene | ND | | ug/kg | 25 | 6.8 |

**Project Name:** 128 N MAIN **Lab Number:** L2226066

**Project Number:** 12166:2B **Report Date:** 06/16/22

# Method Blank Analysis
## Batch Quality Control

Analytical Method: 1,8260C
Analytical Date: 05/26/22 21:12
Analyst: AJK

| Parameter | Result | Qualifier | Units | RL | MDL |
|---|---|---|---|---|---|
| Volatile Organics by EPA 5035 High - Westborough Lab for sample(s): 01 Batch: WG1645054-5 | | | | | |
| 1,2-Dichlorobenzene | ND | | ug/kg | 100 | 7.2 |
| 1,3-Dichlorobenzene | ND | | ug/kg | 100 | 7.4 |
| 1,4-Dichlorobenzene | ND | | ug/kg | 100 | 8.6 |
| Methyl tert butyl ether | ND | | ug/kg | 100 | 10. |
| p/m-Xylene | ND | | ug/kg | 100 | 28. |
| o-Xylene | ND | | ug/kg | 50 | 14. |
| Xylenes, Total | ND | | ug/kg | 50 | 14. |
| cis-1,2-Dichloroethene | ND | | ug/kg | 50 | 8.8 |
| 1,2-Dichloroethene, Total | ND | | ug/kg | 50 | 6.8 |
| Dibromomethane | ND | | ug/kg | 100 | 12. |
| Styrene | ND | | ug/kg | 50 | 9.8 |
| Dichlorodifluoromethane | ND | | ug/kg | 500 | 46. |
| Acetone | ND | | ug/kg | 500 | 240 |
| Carbon disulfide | ND | | ug/kg | 500 | 230 |
| 2-Butanone | ND | | ug/kg | 500 | 110 |
| Vinyl acetate | ND | | ug/kg | 500 | 110 |
| 4-Methyl-2-pentanone | ND | | ug/kg | 500 | 64. |
| 1,2,3-Trichloropropane | ND | | ug/kg | 100 | 6.4 |
| 2-Hexanone | ND | | ug/kg | 500 | 59. |
| Bromochloromethane | ND | | ug/kg | 100 | 10. |
| 2,2-Dichloropropane | ND | | ug/kg | 100 | 10. |
| 1,2-Dibromoethane | ND | | ug/kg | 50 | 14. |
| 1,3-Dichloropropane | ND | | ug/kg | 100 | 8.4 |
| 1,1,1,2-Tetrachloroethane | ND | | ug/kg | 25 | 6.6 |
| Bromobenzene | ND | | ug/kg | 100 | 7.2 |
| n-Butylbenzene | ND | | ug/kg | 50 | 8.4 |
| sec-Butylbenzene | ND | | ug/kg | 50 | 7.3 |
| tert-Butylbenzene | ND | | ug/kg | 100 | 5.9 |
| o-Chlorotoluene | ND | | ug/kg | 100 | 9.6 |

**Project Name:** 128 N MAIN **Lab Number:** L2226066

**Project Number:** 12166:2B **Report Date:** 06/16/22

# Method Blank Analysis
## Batch Quality Control

Analytical Method: 1,8260C
Analytical Date: 05/26/22 21:12
Analyst: AJK

| Parameter | Result | Qualifier | Units | RL | MDL |
|---|---|---|---|---|---|
| Volatile Organics by EPA 5035 High - Westborough Lab for sample(s): 01 Batch: WG1645054-5 | | | | | |
| p-Chlorotoluene | ND | | ug/kg | 100 | 5.4 |
| 1,2-Dibromo-3-chloropropane | ND | | ug/kg | 150 | 50. |
| Hexachlorobutadiene | ND | | ug/kg | 200 | 8.4 |
| Isopropylbenzene | ND | | ug/kg | 50 | 5.4 |
| p-Isopropyltoluene | ND | | ug/kg | 50 | 5.4 |
| Naphthalene | ND | | ug/kg | 200 | 32. |
| Acrylonitrile | ND | | ug/kg | 200 | 58. |
| n-Propylbenzene | ND | | ug/kg | 50 | 8.6 |
| 1,2,3-Trichlorobenzene | ND | | ug/kg | 100 | 16. |
| 1,2,4-Trichlorobenzene | ND | | ug/kg | 100 | 14. |
| 1,3,5-Trimethylbenzene | ND | | ug/kg | 100 | 9.6 |
| 1,2,4-Trimethylbenzene | ND | | ug/kg | 100 | 17. |
| 1,4-Dioxane | ND | | ug/kg | 4000 | 1800 |
| p-Diethylbenzene | ND | | ug/kg | 100 | 8.8 |
| p-Ethyltoluene | ND | | ug/kg | 100 | 19. |
| 1,2,4,5-Tetramethylbenzene | ND | | ug/kg | 100 | 9.6 |
| Ethyl ether | ND | | ug/kg | 100 | 17. |
| trans-1,4-Dichloro-2-butene | ND | | ug/kg | 250 | 71. |

Tentatively Identified Compounds

| | | | |
|---|---|---|---|
| Total TIC Compounds | 136 | J | ug/kg |
| Cyclotrisiloxane, Hexamethyl- | 136 | NJ | ug/kg |

**Project Name:** 128 N MAIN **Lab Number:** L2226066

**Project Number:** 12166:2B **Report Date:** 06/16/22

# Method Blank Analysis
## Batch Quality Control

Analytical Method: 1,8260C
Analytical Date: 05/26/22 21:12
Analyst: AJK

| Parameter | Result | Qualifier | Units | RL | MDL |
|---|---|---|---|---|---|
| Volatile Organics by EPA 5035 High - Westborough Lab for sample(s): 01 Batch: WG1645054-5 | | | | | |

| Surrogate | %Recovery | Qualifier | Acceptance Criteria |
|---|---|---|---|
| 1,2-Dichloroethane-d4 | 103 | | 70-130 |
| Toluene-d8 | 104 | | 70-130 |
| 4-Bromofluorobenzene | 104 | | 70-130 |
| Dibromofluoromethane | 93 | | 70-130 |

**Project Name:** 128 N MAIN **Lab Number:** L2226066

**Project Number:** 12166:2B **Report Date:** 06/16/22

# Method Blank Analysis
## Batch Quality Control

Analytical Method: 1,8260C
Analytical Date: 05/26/22 21:12
Analyst: AJK

| Parameter | Result | Qualifier | Units | RL | MDL |
|---|---|---|---|---|---|
| Volatile Organics by EPA 5035 Low - Westborough Lab for sample(s): 02 Batch: WG1645163-5 | | | | | |
| Methylene chloride | ND | | ug/kg | 5.0 | 2.3 |
| 1,1-Dichloroethane | ND | | ug/kg | 1.0 | 0.14 |
| Chloroform | ND | | ug/kg | 1.5 | 0.14 |
| Carbon tetrachloride | ND | | ug/kg | 1.0 | 0.23 |
| 1,2-Dichloropropane | ND | | ug/kg | 1.0 | 0.12 |
| Dibromochloromethane | ND | | ug/kg | 1.0 | 0.14 |
| 1,1,2-Trichloroethane | ND | | ug/kg | 1.0 | 0.27 |
| Tetrachloroethene | ND | | ug/kg | 0.50 | 0.20 |
| Chlorobenzene | ND | | ug/kg | 0.50 | 0.13 |
| Trichlorofluoromethane | ND | | ug/kg | 4.0 | 0.70 |
| 1,2-Dichloroethane | ND | | ug/kg | 1.0 | 0.26 |
| 1,1,1-Trichloroethane | ND | | ug/kg | 0.50 | 0.17 |
| Bromodichloromethane | ND | | ug/kg | 0.50 | 0.11 |
| trans-1,3-Dichloropropene | ND | | ug/kg | 1.0 | 0.27 |
| cis-1,3-Dichloropropene | ND | | ug/kg | 0.50 | 0.16 |
| 1,3-Dichloropropene, Total | ND | | ug/kg | 0.50 | 0.16 |
| 1,1-Dichloropropene | ND | | ug/kg | 0.50 | 0.16 |
| Bromoform | ND | | ug/kg | 4.0 | 0.25 |
| 1,1,2,2-Tetrachloroethane | ND | | ug/kg | 0.50 | 0.17 |
| Benzene | ND | | ug/kg | 0.50 | 0.17 |
| Toluene | ND | | ug/kg | 1.0 | 0.54 |
| Ethylbenzene | ND | | ug/kg | 1.0 | 0.14 |
| Chloromethane | ND | | ug/kg | 4.0 | 0.93 |
| Bromomethane | ND | | ug/kg | 2.0 | 0.58 |
| Vinyl chloride | ND | | ug/kg | 1.0 | 0.34 |
| Chloroethane | ND | | ug/kg | 2.0 | 0.45 |
| 1,1-Dichloroethene | ND | | ug/kg | 1.0 | 0.24 |
| trans-1,2-Dichloroethene | ND | | ug/kg | 1.5 | 0.14 |
| Trichloroethene | ND | | ug/kg | 0.50 | 0.14 |

**Project Name:** 128 N MAIN
**Project Number:** 12166:2B

**Lab Number:** L2226066
**Report Date:** 06/16/22

# Method Blank Analysis
## Batch Quality Control

Analytical Method: 1,8260C
Analytical Date: 05/26/22 21:12
Analyst: AJK

| Parameter | Result | Qualifier | Units | RL | MDL |
|---|---|---|---|---|---|
| Volatile Organics by EPA 5035 Low - Westborough Lab for sample(s): 02 Batch: WG1645163-5 | | | | | |
| 1,2-Dichlorobenzene | ND | | ug/kg | 2.0 | 0.14 |
| 1,3-Dichlorobenzene | ND | | ug/kg | 2.0 | 0.15 |
| 1,4-Dichlorobenzene | ND | | ug/kg | 2.0 | 0.17 |
| Methyl tert butyl ether | ND | | ug/kg | 2.0 | 0.20 |
| p/m-Xylene | ND | | ug/kg | 2.0 | 0.56 |
| o-Xylene | ND | | ug/kg | 1.0 | 0.29 |
| Xylenes, Total | ND | | ug/kg | 1.0 | 0.29 |
| cis-1,2-Dichloroethene | ND | | ug/kg | 1.0 | 0.18 |
| 1,2-Dichloroethene, Total | ND | | ug/kg | 1.0 | 0.14 |
| Dibromomethane | ND | | ug/kg | 2.0 | 0.24 |
| Styrene | ND | | ug/kg | 1.0 | 0.20 |
| Dichlorodifluoromethane | ND | | ug/kg | 10 | 0.92 |
| Acetone | ND | | ug/kg | 10 | 4.8 |
| Carbon disulfide | ND | | ug/kg | 10 | 4.6 |
| 2-Butanone | ND | | ug/kg | 10 | 2.2 |
| Vinyl acetate | ND | | ug/kg | 10 | 2.2 |
| 4-Methyl-2-pentanone | ND | | ug/kg | 10 | 1.3 |
| 1,2,3-Trichloropropane | ND | | ug/kg | 2.0 | 0.13 |
| 2-Hexanone | ND | | ug/kg | 10 | 1.2 |
| Bromochloromethane | ND | | ug/kg | 2.0 | 0.20 |
| 2,2-Dichloropropane | ND | | ug/kg | 2.0 | 0.20 |
| 1,2-Dibromoethane | ND | | ug/kg | 1.0 | 0.28 |
| 1,3-Dichloropropane | ND | | ug/kg | 2.0 | 0.17 |
| 1,1,1,2-Tetrachloroethane | ND | | ug/kg | 0.50 | 0.13 |
| Bromobenzene | ND | | ug/kg | 2.0 | 0.14 |
| n-Butylbenzene | ND | | ug/kg | 1.0 | 0.17 |
| sec-Butylbenzene | ND | | ug/kg | 1.0 | 0.15 |
| tert-Butylbenzene | ND | | ug/kg | 2.0 | 0.12 |
| o-Chlorotoluene | ND | | ug/kg | 2.0 | 0.19 |

**Project Name:** 128 N MAIN **Lab Number:** L2226066

**Project Number:** 12166:2B **Report Date:** 06/16/22

# Method Blank Analysis
## Batch Quality Control

Analytical Method: 1,8260C
Analytical Date: 05/26/22 21:12
Analyst: AJK

| Parameter | Result | Qualifier | Units | RL | MDL |
|---|---|---|---|---|---|
| Volatile Organics by EPA 5035 Low - Westborough Lab for sample(s): 02 Batch: WG1645163-5 | | | | | |
| p-Chlorotoluene | ND | | ug/kg | 2.0 | 0.11 |
| 1,2-Dibromo-3-chloropropane | ND | | ug/kg | 3.0 | 1.0 |
| Hexachlorobutadiene | ND | | ug/kg | 4.0 | 0.17 |
| Isopropylbenzene | ND | | ug/kg | 1.0 | 0.11 |
| p-Isopropyltoluene | ND | | ug/kg | 1.0 | 0.11 |
| Naphthalene | ND | | ug/kg | 4.0 | 0.65 |
| Acrylonitrile | ND | | ug/kg | 4.0 | 1.2 |
| n-Propylbenzene | ND | | ug/kg | 1.0 | 0.17 |
| 1,2,3-Trichlorobenzene | ND | | ug/kg | 2.0 | 0.32 |
| 1,2,4-Trichlorobenzene | ND | | ug/kg | 2.0 | 0.27 |
| 1,3,5-Trimethylbenzene | ND | | ug/kg | 2.0 | 0.19 |
| 1,2,4-Trimethylbenzene | ND | | ug/kg | 2.0 | 0.33 |
| 1,4-Dioxane | ND | | ug/kg | 80 | 35. |
| p-Diethylbenzene | ND | | ug/kg | 2.0 | 0.18 |
| p-Ethyltoluene | ND | | ug/kg | 2.0 | 0.38 |
| 1,2,4,5-Tetramethylbenzene | ND | | ug/kg | 2.0 | 0.19 |
| Ethyl ether | ND | | ug/kg | 2.0 | 0.34 |
| trans-1,4-Dichloro-2-butene | ND | | ug/kg | 5.0 | 1.4 |

Tentatively Identified Compounds

| | | | |
|---|---|---|---|
| Total TIC Compounds | 2.73 | J | ug/kg |
| Cyclotrisiloxane, Hexamethyl- | 2.73 | NJ | ug/kg |

**Project Name:** 128 N MAIN **Lab Number:** L2226066

**Project Number:** 12166:2B **Report Date:** 06/16/22

# Method Blank Analysis
## Batch Quality Control

Analytical Method: 1,8260C
Analytical Date: 05/26/22 21:12
Analyst: AJK

| Parameter | Result | Qualifier | Units | RL | MDL |
|---|---|---|---|---|---|
| Volatile Organics by EPA 5035 Low - Westborough Lab for sample(s): 02 Batch: WG1645163-5 | | | | | |

| Surrogate | %Recovery | Qualifier | Acceptance Criteria |
|---|---|---|---|
| 1,2-Dichloroethane-d4 | 103 | | 70-130 |
| Toluene-d8 | 104 | | 70-130 |
| 4-Bromofluorobenzene | 104 | | 70-130 |
| Dibromofluoromethane | 93 | | 70-130 |

# Lab Control Sample Analysis
## Batch Quality Control

**Project Name:** 128 N MAIN
**Project Number:** 12166:2B

**Lab Number:** L2226066
**Report Date:** 06/16/22

| Parameter | LCS %Recovery | Qual | LCSD %Recovery | Qual | %Recovery Limits | RPD | Qual | RPD Limits |
|---|---|---|---|---|---|---|---|---|
| Volatile Organics by GC/MS - Westborough Lab Associated sample(s): 03 Batch: WG1643818-3 WG1643818-4 | | | | | | | | |
| Methylene chloride | 100 | | 97 | | 70-130 | 3 | | 20 |
| 1,1-Dichloroethane | 99 | | 98 | | 70-130 | 1 | | 20 |
| Chloroform | 94 | | 95 | | 70-130 | 1 | | 20 |
| Carbon tetrachloride | 100 | | 98 | | 63-132 | 2 | | 20 |
| 1,2-Dichloropropane | 94 | | 94 | | 70-130 | 0 | | 20 |
| Dibromochloromethane | 82 | | 84 | | 63-130 | 2 | | 20 |
| 1,1,2-Trichloroethane | 83 | | 85 | | 70-130 | 2 | | 20 |
| Tetrachloroethene | 96 | | 97 | | 70-130 | 1 | | 20 |
| Chlorobenzene | 95 | | 95 | | 75-130 | 0 | | 20 |
| Trichlorofluoromethane | 100 | | 98 | | 62-150 | 2 | | 20 |
| 1,2-Dichloroethane | 86 | | 88 | | 70-130 | 2 | | 20 |
| 1,1,1-Trichloroethane | 97 | | 97 | | 67-130 | 0 | | 20 |
| Bromodichloromethane | 89 | | 89 | | 67-130 | 0 | | 20 |
| trans-1,3-Dichloropropene | 82 | | 82 | | 70-130 | 0 | | 20 |
| cis-1,3-Dichloropropene | 89 | | 89 | | 70-130 | 0 | | 20 |
| 1,1-Dichloropropene | 94 | | 97 | | 70-130 | 3 | | 20 |
| Bromoform | 78 | | 79 | | 54-136 | 1 | | 20 |
| 1,1,2,2-Tetrachloroethane | 81 | | 83 | | 67-130 | 2 | | 20 |
| Benzene | 96 | | 96 | | 70-130 | 0 | | 20 |
| Toluene | 96 | | 95 | | 70-130 | 1 | | 20 |
| Ethylbenzene | 99 | | 99 | | 70-130 | 0 | | 20 |
| Chloromethane | 100 | | 100 | | 64-130 | 0 | | 20 |
| Bromomethane | 100 | | 99 | | 39-139 | 1 | | 20 |

# Lab Control Sample Analysis
## Batch Quality Control

**Project Name:** 128 N MAIN
**Project Number:** 12166:2B

**Lab Number:** L2226066
**Report Date:** 06/16/22

| Parameter | LCS %Recovery | Qual | LCSD %Recovery | Qual | %Recovery Limits | RPD | Qual | RPD Limits |
|---|---|---|---|---|---|---|---|---|
| Volatile Organics by GC/MS - Westborough Lab Associated sample(s): 03 Batch: WG1643818-3 WG1643818-4 | | | | | | | | |
| Vinyl chloride | 100 | | 100 | | 55-140 | 0 | | 20 |
| Chloroethane | 100 | | 97 | | 55-138 | 3 | | 20 |
| 1,1-Dichloroethene | 97 | | 96 | | 61-145 | 1 | | 20 |
| trans-1,2-Dichloroethene | 99 | | 98 | | 70-130 | 1 | | 20 |
| Trichloroethene | 94 | | 93 | | 70-130 | 1 | | 20 |
| 1,2-Dichlorobenzene | 96 | | 96 | | 70-130 | 0 | | 20 |
| 1,3-Dichlorobenzene | 98 | | 98 | | 70-130 | 0 | | 20 |
| 1,4-Dichlorobenzene | 96 | | 96 | | 70-130 | 0 | | 20 |
| Methyl tert butyl ether | 76 | | 80 | | 63-130 | 5 | | 20 |
| p/m-Xylene | 100 | | 100 | | 70-130 | 0 | | 20 |
| o-Xylene | 100 | | 100 | | 70-130 | 0 | | 20 |
| cis-1,2-Dichloroethene | 96 | | 96 | | 70-130 | 0 | | 20 |
| Dibromomethane | 87 | | 87 | | 70-130 | 0 | | 20 |
| 1,2,3-Trichloropropane | 80 | | 84 | | 64-130 | 5 | | 20 |
| Acrylonitrile | 90 | | 86 | | 70-130 | 5 | | 20 |
| Styrene | 105 | | 105 | | 70-130 | 0 | | 20 |
| Dichlorodifluoromethane | 100 | | 100 | | 36-147 | 0 | | 20 |
| Acetone | 95 | | 95 | | 58-148 | 0 | | 20 |
| Carbon disulfide | 95 | | 92 | | 51-130 | 3 | | 20 |
| 2-Butanone | 90 | | 80 | | 63-138 | 12 | | 20 |
| Vinyl acetate | 91 | | 88 | | 70-130 | 3 | | 20 |
| 4-Methyl-2-pentanone | 78 | | 79 | | 59-130 | 1 | | 20 |
| 2-Hexanone | 76 | | 79 | | 57-130 | 4 | | 20 |

# Lab Control Sample Analysis
## Batch Quality Control

**Project Name:** 128 N MAIN
**Project Number:** 12166:2B

**Lab Number:** L2226066
**Report Date:** 06/16/22

| Parameter | LCS %Recovery | Qual | LCSD %Recovery | Qual | %Recovery Limits | RPD | Qual | RPD Limits |
|---|---|---|---|---|---|---|---|---|
| Volatile Organics by GC/MS - Westborough Lab Associated sample(s): 03 Batch: WG1643818-3 WG1643818-4 | | | | | | | | |
| Bromochloromethane | 96 | | 94 | | 70-130 | 2 | | 20 |
| 2,2-Dichloropropane | 100 | | 100 | | 63-133 | 0 | | 20 |
| 1,2-Dibromoethane | 82 | | 84 | | 70-130 | 2 | | 20 |
| 1,3-Dichloropropane | 82 | | 86 | | 70-130 | 5 | | 20 |
| 1,1,1,2-Tetrachloroethane | 86 | | 87 | | 64-130 | 1 | | 20 |
| Bromobenzene | 92 | | 92 | | 70-130 | 0 | | 20 |
| n-Butylbenzene | 100 | | 100 | | 53-136 | 0 | | 20 |
| sec-Butylbenzene | 100 | | 100 | | 70-130 | 0 | | 20 |
| tert-Butylbenzene | 98 | | 99 | | 70-130 | 1 | | 20 |
| o-Chlorotoluene | 98 | | 98 | | 70-130 | 0 | | 20 |
| p-Chlorotoluene | 98 | | 99 | | 70-130 | 1 | | 20 |
| 1,2-Dibromo-3-chloropropane | 76 | | 80 | | 41-144 | 5 | | 20 |
| Hexachlorobutadiene | 90 | | 89 | | 63-130 | 1 | | 20 |
| Isopropylbenzene | 98 | | 98 | | 70-130 | 0 | | 20 |
| p-Isopropyltoluene | 100 | | 100 | | 70-130 | 0 | | 20 |
| Naphthalene | 80 | | 83 | | 70-130 | 4 | | 20 |
| n-Propylbenzene | 100 | | 100 | | 69-130 | 0 | | 20 |
| 1,2,3-Trichlorobenzene | 86 | | 88 | | 70-130 | 2 | | 20 |
| 1,2,4-Trichlorobenzene | 86 | | 88 | | 70-130 | 2 | | 20 |
| 1,3,5-Trimethylbenzene | 100 | | 100 | | 64-130 | 0 | | 20 |
| 1,2,4-Trimethylbenzene | 100 | | 100 | | 70-130 | 0 | | 20 |
| 1,4-Dioxane | 60 | | 58 | | 56-162 | 3 | | 20 |
| p-Diethylbenzene | 98 | | 98 | | 70-130 | 0 | | 20 |

# Lab Control Sample Analysis
## Batch Quality Control

**Project Name:** 128 N MAIN
**Project Number:** 12166:2B

**Lab Number:** L2226066
**Report Date:** 06/16/22

| Parameter | LCS %Recovery | Qual | LCSD %Recovery | Qual | %Recovery Limits | RPD | Qual | RPD Limits |
|---|---|---|---|---|---|---|---|---|
| Volatile Organics by GC/MS - Westborough Lab Associated sample(s): 03 Batch: WG1643818-3 WG1643818-4 | | | | | | | | |
| p-Ethyltoluene | 100 | | 100 | | 70-130 | 0 | | 20 |
| 1,2,4,5-Tetramethylbenzene | 85 | | 86 | | 70-130 | 1 | | 20 |
| Ethyl ether | 79 | | 79 | | 59-134 | 0 | | 20 |
| trans-1,4-Dichloro-2-butene | 76 | | 78 | | 70-130 | 3 | | 20 |

| Surrogate | LCS %Recovery | Qual | LCSD %Recovery | Qual | Acceptance Criteria |
|---|---|---|---|---|---|
| 1,2-Dichloroethane-d4 | 94 | | 93 | | 70-130 |
| Toluene-d8 | 100 | | 102 | | 70-130 |
| 4-Bromofluorobenzene | 98 | | 97 | | 70-130 |
| Dibromofluoromethane | 98 | | 98 | | 70-130 |

# Lab Control Sample Analysis
## Batch Quality Control

**Project Name:** 128 N MAIN
**Project Number:** 12166:2B

**Lab Number:** L2226066
**Report Date:** 06/16/22

| Parameter | LCS %Recovery | Qual | LCSD %Recovery | Qual | %Recovery Limits | RPD | Qual | RPD Limits |
|---|---|---|---|---|---|---|---|---|
| Volatile Organics by GC/MS - Westborough Lab Associated sample(s): 04 Batch: WG1644183-3 WG1644183-4 | | | | | | | | |
| Methylene chloride | 100 | | 96 | | 70-130 | 4 | | 20 |
| 1,1-Dichloroethane | 94 | | 91 | | 70-130 | 3 | | 20 |
| Chloroform | 98 | | 94 | | 70-130 | 4 | | 20 |
| Carbon tetrachloride | 130 | | 110 | | 63-132 | 17 | | 20 |
| 1,2-Dichloropropane | 92 | | 88 | | 70-130 | 4 | | 20 |
| Dibromochloromethane | 110 | | 100 | | 63-130 | 10 | | 20 |
| 1,1,2-Trichloroethane | 98 | | 98 | | 70-130 | 0 | | 20 |
| Tetrachloroethene | 110 | | 95 | | 70-130 | 15 | | 20 |
| Chlorobenzene | 100 | | 95 | | 75-130 | 5 | | 20 |
| Trichlorofluoromethane | 140 | | 130 | | 62-150 | 7 | | 20 |
| 1,2-Dichloroethane | 100 | | 94 | | 70-130 | 6 | | 20 |
| 1,1,1-Trichloroethane | 100 | | 100 | | 67-130 | 0 | | 20 |
| Bromodichloromethane | 110 | | 100 | | 67-130 | 10 | | 20 |
| trans-1,3-Dichloropropene | 100 | | 97 | | 70-130 | 3 | | 20 |
| cis-1,3-Dichloropropene | 100 | | 97 | | 70-130 | 3 | | 20 |
| 1,1-Dichloropropene | 98 | | 89 | | 70-130 | 10 | | 20 |
| Bromoform | 100 | | 100 | | 54-136 | 0 | | 20 |
| 1,1,2,2-Tetrachloroethane | 87 | | 89 | | 67-130 | 2 | | 20 |
| Benzene | 98 | | 90 | | 70-130 | 9 | | 20 |
| Toluene | 96 | | 88 | | 70-130 | 9 | | 20 |
| Ethylbenzene | 94 | | 86 | | 70-130 | 9 | | 20 |
| Chloromethane | 84 | | 74 | | 64-130 | 13 | | 20 |
| Bromomethane | 49 | | 48 | | 39-139 | 2 | | 20 |

# Lab Control Sample Analysis
## Batch Quality Control

**Project Name:** 128 N MAIN
**Project Number:** 12166:2B

**Lab Number:** L2226066
**Report Date:** 06/16/22

| Parameter | LCS %Recovery | Qual | LCSD %Recovery | Qual | %Recovery Limits | RPD | Qual | RPD Limits |
|---|---|---|---|---|---|---|---|---|
| Volatile Organics by GC/MS - Westborough Lab Associated sample(s): 04 Batch: WG1644183-3 WG1644183-4 | | | | | | | | |
| Vinyl chloride | 110 | | 100 | | 55-140 | 10 | | 20 |
| Chloroethane | 100 | | 100 | | 55-138 | 0 | | 20 |
| 1,1-Dichloroethene | 100 | | 97 | | 61-145 | 3 | | 20 |
| trans-1,2-Dichloroethene | 110 | | 96 | | 70-130 | 14 | | 20 |
| Trichloroethene | 100 | | 92 | | 70-130 | 8 | | 20 |
| 1,2-Dichlorobenzene | 94 | | 93 | | 70-130 | 1 | | 20 |
| 1,3-Dichlorobenzene | 96 | | 92 | | 70-130 | 4 | | 20 |
| 1,4-Dichlorobenzene | 96 | | 95 | | 70-130 | 1 | | 20 |
| Methyl tert butyl ether | 100 | | 90 | | 63-130 | 11 | | 20 |
| p/m-Xylene | 100 | | 90 | | 70-130 | 11 | | 20 |
| o-Xylene | 100 | | 90 | | 70-130 | 11 | | 20 |
| cis-1,2-Dichloroethene | 98 | | 97 | | 70-130 | 1 | | 20 |
| Dibromomethane | 99 | | 96 | | 70-130 | 3 | | 20 |
| 1,2,3-Trichloropropane | 87 | | 88 | | 64-130 | 1 | | 20 |
| Acrylonitrile | 100 | | 100 | | 70-130 | 0 | | 20 |
| Styrene | 100 | | 90 | | 70-130 | 11 | | 20 |
| Dichlorodifluoromethane | 140 | | 130 | | 36-147 | 7 | | 20 |
| Acetone | 120 | | 120 | | 58-148 | 0 | | 20 |
| Carbon disulfide | 99 | | 94 | | 51-130 | 5 | | 20 |
| 2-Butanone | 84 | | 110 | | 63-138 | **27** | Q | 20 |
| Vinyl acetate | 98 | | 95 | | 70-130 | 3 | | 20 |
| 4-Methyl-2-pentanone | 82 | | 89 | | 59-130 | 8 | | 20 |
| 2-Hexanone | 83 | | 84 | | 57-130 | 1 | | 20 |

# Lab Control Sample Analysis
## Batch Quality Control

**Project Name:** 128 N MAIN
**Project Number:** 12166:2B

**Lab Number:** L2226066
**Report Date:** 06/16/22

| Parameter | LCS %Recovery | Qual | LCSD %Recovery | Qual | %Recovery Limits | RPD | Qual | RPD Limits |
|---|---|---|---|---|---|---|---|---|
| Volatile Organics by GC/MS - Westborough Lab Associated sample(s): 04 Batch: WG1644183-3 WG1644183-4 | | | | | | | | |
| Bromochloromethane | 120 | | 100 | | 70-130 | 18 | | 20 |
| 2,2-Dichloropropane | 110 | | 100 | | 63-133 | 10 | | 20 |
| 1,2-Dibromoethane | 110 | | 100 | | 70-130 | 10 | | 20 |
| 1,3-Dichloropropane | 100 | | 96 | | 70-130 | 4 | | 20 |
| 1,1,1,2-Tetrachloroethane | 110 | | 100 | | 64-130 | 10 | | 20 |
| Bromobenzene | 96 | | 96 | | 70-130 | 0 | | 20 |
| n-Butylbenzene | 73 | | 71 | | 53-136 | 3 | | 20 |
| sec-Butylbenzene | 74 | | 73 | | 70-130 | 1 | | 20 |
| tert-Butylbenzene | 78 | | 80 | | 70-130 | 3 | | 20 |
| o-Chlorotoluene | 81 | | 80 | | 70-130 | 1 | | 20 |
| p-Chlorotoluene | 81 | | 80 | | 70-130 | 1 | | 20 |
| 1,2-Dibromo-3-chloropropane | 120 | | 120 | | 41-144 | 0 | | 20 |
| Hexachlorobutadiene | 82 | | 86 | | 63-130 | 5 | | 20 |
| Isopropylbenzene | 78 | | 78 | | 70-130 | 0 | | 20 |
| p-Isopropyltoluene | 79 | | 77 | | 70-130 | 3 | | 20 |
| Naphthalene | 83 | | 89 | | 70-130 | 7 | | 20 |
| n-Propylbenzene | 75 | | 73 | | 69-130 | 3 | | 20 |
| 1,2,3-Trichlorobenzene | 90 | | 88 | | 70-130 | 2 | | 20 |
| 1,2,4-Trichlorobenzene | 89 | | 87 | | 70-130 | 2 | | 20 |
| 1,3,5-Trimethylbenzene | 82 | | 82 | | 64-130 | 0 | | 20 |
| 1,2,4-Trimethylbenzene | 86 | | 84 | | 70-130 | 2 | | 20 |
| 1,4-Dioxane | 116 | | 116 | | 56-162 | 0 | | 20 |
| p-Diethylbenzene | 81 | | 78 | | 70-130 | 4 | | 20 |

# Lab Control Sample Analysis
## Batch Quality Control

**Project Name:** 128 N MAIN
**Project Number:** 12166:2B

**Lab Number:** L2226066
**Report Date:** 06/16/22

| Parameter | LCS %Recovery | Qual | LCSD %Recovery | Qual | %Recovery Limits | RPD | Qual | RPD Limits |
|---|---|---|---|---|---|---|---|---|
| Volatile Organics by GC/MS - Westborough Lab Associated sample(s): 04 Batch: WG1644183-3 WG1644183-4 | | | | | | | | |
| p-Ethyltoluene | 84 | | 82 | | 70-130 | 2 | | 20 |
| 1,2,4,5-Tetramethylbenzene | 80 | | 79 | | 70-130 | 1 | | 20 |
| Ethyl ether | 98 | | 97 | | 59-134 | 1 | | 20 |
| trans-1,4-Dichloro-2-butene | 91 | | 82 | | 70-130 | 10 | | 20 |

| Surrogate | LCS %Recovery | Qual | LCSD %Recovery | Qual | Acceptance Criteria |
|---|---|---|---|---|---|
| 1,2-Dichloroethane-d4 | 102 | | 105 | | 70-130 |
| Toluene-d8 | 95 | | 94 | | 70-130 |
| 4-Bromofluorobenzene | 83 | | 87 | | 70-130 |
| Dibromofluoromethane | 109 | | 114 | | 70-130 |

# Lab Control Sample Analysis
## Batch Quality Control

**Project Name:** 128 N MAIN
**Project Number:** 12166:2B

**Lab Number:** L2226066
**Report Date:** 06/16/22

| Parameter | LCS %Recovery | Qual | LCSD %Recovery | Qual | %Recovery Limits | RPD | Qual | RPD Limits |
|---|---|---|---|---|---|---|---|---|
| Volatile Organics by EPA 5035 High - Westborough Lab Associated sample(s): 01 Batch: WG1645054-3 WG1645054-4 | | | | | | | | |
| Methylene chloride | 93 | | 94 | | 70-130 | 1 | | 30 |
| 1,1-Dichloroethane | 96 | | 98 | | 70-130 | 2 | | 30 |
| Chloroform | 89 | | 91 | | 70-130 | 2 | | 30 |
| Carbon tetrachloride | 86 | | 87 | | 70-130 | 1 | | 30 |
| 1,2-Dichloropropane | 101 | | 103 | | 70-130 | 2 | | 30 |
| Dibromochloromethane | 90 | | 92 | | 70-130 | 2 | | 30 |
| 1,1,2-Trichloroethane | 99 | | 104 | | 70-130 | 5 | | 30 |
| Tetrachloroethene | 85 | | 86 | | 70-130 | 1 | | 30 |
| Chlorobenzene | 88 | | 90 | | 70-130 | 2 | | 30 |
| Trichlorofluoromethane | 112 | | 113 | | 70-139 | 1 | | 30 |
| 1,2-Dichloroethane | 100 | | 102 | | 70-130 | 2 | | 30 |
| 1,1,1-Trichloroethane | 92 | | 92 | | 70-130 | 0 | | 30 |
| Bromodichloromethane | 93 | | 95 | | 70-130 | 2 | | 30 |
| trans-1,3-Dichloropropene | 101 | | 104 | | 70-130 | 3 | | 30 |
| cis-1,3-Dichloropropene | 100 | | 102 | | 70-130 | 2 | | 30 |
| 1,1-Dichloropropene | 98 | | 98 | | 70-130 | 0 | | 30 |
| Bromoform | 87 | | 89 | | 70-130 | 2 | | 30 |
| 1,1,2,2-Tetrachloroethane | 106 | | 109 | | 70-130 | 3 | | 30 |
| Benzene | 94 | | 96 | | 70-130 | 2 | | 30 |
| Toluene | 92 | | 93 | | 70-130 | 1 | | 30 |
| Ethylbenzene | 92 | | 94 | | 70-130 | 2 | | 30 |
| Chloromethane | 106 | | 104 | | 52-130 | 2 | | 30 |
| Bromomethane | 102 | | 102 | | 57-147 | 0 | | 30 |

# Lab Control Sample Analysis
## Batch Quality Control

**Project Name:** 128 N MAIN
**Project Number:** 12166:2B

**Lab Number:** L2226066
**Report Date:** 06/16/22

| Parameter | LCS %Recovery | Qual | LCSD %Recovery | Qual | %Recovery Limits | RPD | Qual | RPD Limits |
|---|---|---|---|---|---|---|---|---|
| Volatile Organics by EPA 5035 High - Westborough Lab Associated sample(s): 01 Batch: WG1645054-3 WG1645054-4 | | | | | | | | |
| Vinyl chloride | 106 | | 111 | | 67-130 | 5 | | 30 |
| Chloroethane | 109 | | 117 | | 50-151 | 7 | | 30 |
| 1,1-Dichloroethene | 88 | | 88 | | 65-135 | 0 | | 30 |
| trans-1,2-Dichloroethene | 89 | | 90 | | 70-130 | 1 | | 30 |
| Trichloroethene | 90 | | 91 | | 70-130 | 1 | | 30 |
| 1,2-Dichlorobenzene | 89 | | 90 | | 70-130 | 1 | | 30 |
| 1,3-Dichlorobenzene | 88 | | 90 | | 70-130 | 2 | | 30 |
| 1,4-Dichlorobenzene | 88 | | 89 | | 70-130 | 1 | | 30 |
| Methyl tert butyl ether | 101 | | 103 | | 66-130 | 2 | | 30 |
| p/m-Xylene | 90 | | 91 | | 70-130 | 1 | | 30 |
| o-Xylene | 89 | | 92 | | 70-130 | 3 | | 30 |
| cis-1,2-Dichloroethene | 91 | | 91 | | 70-130 | 0 | | 30 |
| Dibromomethane | 98 | | 100 | | 70-130 | 2 | | 30 |
| Styrene | 89 | | 91 | | 70-130 | 2 | | 30 |
| Dichlorodifluoromethane | 100 | | 97 | | 30-146 | 3 | | 30 |
| Acetone | 106 | | 111 | | 54-140 | 5 | | 30 |
| Carbon disulfide | 83 | | 84 | | 59-130 | 1 | | 30 |
| 2-Butanone | 106 | | 110 | | 70-130 | 4 | | 30 |
| Vinyl acetate | 118 | | 118 | | 70-130 | 0 | | 30 |
| 4-Methyl-2-pentanone | 110 | | 114 | | 70-130 | 4 | | 30 |
| 1,2,3-Trichloropropane | 102 | | 104 | | 68-130 | 2 | | 30 |
| 2-Hexanone | 112 | | 116 | | 70-130 | 4 | | 30 |
| Bromochloromethane | 95 | | 96 | | 70-130 | 1 | | 30 |

# Lab Control Sample Analysis
## Batch Quality Control

**Project Name:** 128 N MAIN
**Project Number:** 12166:2B

**Lab Number:** L2226066
**Report Date:** 06/16/22

| Parameter | LCS %Recovery | Qual | LCSD %Recovery | Qual | %Recovery Limits | RPD | Qual | RPD Limits |
|---|---|---|---|---|---|---|---|---|
| Volatile Organics by EPA 5035 High - Westborough Lab Associated sample(s): 01 Batch: WG1645054-3 WG1645054-4 | | | | | | | | |
| 2,2-Dichloropropane | 94 | | 94 | | 70-130 | 0 | | 30 |
| 1,2-Dibromoethane | 97 | | 99 | | 70-130 | 2 | | 30 |
| 1,3-Dichloropropane | 101 | | 104 | | 69-130 | 3 | | 30 |
| 1,1,1,2-Tetrachloroethane | 86 | | 88 | | 70-130 | 2 | | 30 |
| Bromobenzene | 88 | | 88 | | 70-130 | 0 | | 30 |
| n-Butylbenzene | 98 | | 98 | | 70-130 | 0 | | 30 |
| sec-Butylbenzene | 95 | | 95 | | 70-130 | 0 | | 30 |
| tert-Butylbenzene | 91 | | 91 | | 70-130 | 0 | | 30 |
| o-Chlorotoluene | 91 | | 93 | | 70-130 | 2 | | 30 |
| p-Chlorotoluene | 93 | | 94 | | 70-130 | 1 | | 30 |
| 1,2-Dibromo-3-chloropropane | 88 | | 91 | | 68-130 | 3 | | 30 |
| Hexachlorobutadiene | 77 | | 80 | | 67-130 | 4 | | 30 |
| Isopropylbenzene | 94 | | 94 | | 70-130 | 0 | | 30 |
| p-Isopropyltoluene | 92 | | 92 | | 70-130 | 0 | | 30 |
| Naphthalene | 97 | | 100 | | 70-130 | 3 | | 30 |
| Acrylonitrile | 105 | | 106 | | 70-130 | 1 | | 30 |
| n-Propylbenzene | 96 | | 96 | | 70-130 | 0 | | 30 |
| 1,2,3-Trichlorobenzene | 87 | | 90 | | 70-130 | 3 | | 30 |
| 1,2,4-Trichlorobenzene | 86 | | 89 | | 70-130 | 3 | | 30 |
| 1,3,5-Trimethylbenzene | 93 | | 93 | | 70-130 | 0 | | 30 |
| 1,2,4-Trimethylbenzene | 92 | | 92 | | 70-130 | 0 | | 30 |
| 1,4-Dioxane | 99 | | 102 | | 65-136 | 3 | | 30 |
| p-Diethylbenzene | 91 | | 92 | | 70-130 | 1 | | 30 |

# Lab Control Sample Analysis
## Batch Quality Control

**Project Name:** 128 N MAIN
**Project Number:** 12166:2B

**Lab Number:** L2226066
**Report Date:** 06/16/22

| Parameter | LCS %Recovery | Qual | LCSD %Recovery | Qual | %Recovery Limits | RPD | Qual | RPD Limits |
|---|---|---|---|---|---|---|---|---|
| Volatile Organics by EPA 5035 High - Westborough Lab Associated sample(s): 01 Batch: WG1645054-3 WG1645054-4 | | | | | | | | |
| p-Ethyltoluene | 93 | | 93 | | 70-130 | 0 | | 30 |
| 1,2,4,5-Tetramethylbenzene | 90 | | 91 | | 70-130 | 1 | | 30 |
| Ethyl ether | 104 | | 104 | | 67-130 | 0 | | 30 |
| trans-1,4-Dichloro-2-butene | 114 | | 116 | | 70-130 | 2 | | 30 |

| Surrogate | LCS %Recovery | Qual | LCSD %Recovery | Qual | Acceptance Criteria |
|---|---|---|---|---|---|
| 1,2-Dichloroethane-d4 | 101 | | 103 | | 70-130 |
| Toluene-d8 | 100 | | 102 | | 70-130 |
| 4-Bromofluorobenzene | 102 | | 102 | | 70-130 |
| Dibromofluoromethane | 95 | | 95 | | 70-130 |

# Lab Control Sample Analysis
## Batch Quality Control

**Project Name:** 128 N MAIN
**Project Number:** 12166:2B

**Lab Number:** L2226066
**Report Date:** 06/16/22

| Parameter | LCS %Recovery | Qual | LCSD %Recovery | Qual | %Recovery Limits | RPD | Qual | RPD Limits |
|---|---|---|---|---|---|---|---|---|
| Volatile Organics by EPA 5035 Low - Westborough Lab Associated sample(s): 02 Batch: WG1645163-3 WG1645163-4 | | | | | | | | |
| Methylene chloride | 93 | | 94 | | 70-130 | 1 | | 30 |
| 1,1-Dichloroethane | 96 | | 98 | | 70-130 | 2 | | 30 |
| Chloroform | 89 | | 91 | | 70-130 | 2 | | 30 |
| Carbon tetrachloride | 86 | | 87 | | 70-130 | 1 | | 30 |
| 1,2-Dichloropropane | 101 | | 103 | | 70-130 | 2 | | 30 |
| Dibromochloromethane | 90 | | 92 | | 70-130 | 2 | | 30 |
| 1,1,2-Trichloroethane | 99 | | 104 | | 70-130 | 5 | | 30 |
| Tetrachloroethene | 85 | | 86 | | 70-130 | 1 | | 30 |
| Chlorobenzene | 88 | | 90 | | 70-130 | 2 | | 30 |
| Trichlorofluoromethane | 112 | | 113 | | 70-139 | 1 | | 30 |
| 1,2-Dichloroethane | 100 | | 102 | | 70-130 | 2 | | 30 |
| 1,1,1-Trichloroethane | 92 | | 92 | | 70-130 | 0 | | 30 |
| Bromodichloromethane | 93 | | 95 | | 70-130 | 2 | | 30 |
| trans-1,3-Dichloropropene | 101 | | 104 | | 70-130 | 3 | | 30 |
| cis-1,3-Dichloropropene | 100 | | 102 | | 70-130 | 2 | | 30 |
| 1,1-Dichloropropene | 98 | | 98 | | 70-130 | 0 | | 30 |
| Bromoform | 87 | | 89 | | 70-130 | 2 | | 30 |
| 1,1,2,2-Tetrachloroethane | 106 | | 109 | | 70-130 | 3 | | 30 |
| Benzene | 94 | | 96 | | 70-130 | 2 | | 30 |
| Toluene | 92 | | 93 | | 70-130 | 1 | | 30 |
| Ethylbenzene | 92 | | 94 | | 70-130 | 2 | | 30 |
| Chloromethane | 106 | | 104 | | 52-130 | 2 | | 30 |
| Bromomethane | 102 | | 102 | | 57-147 | 0 | | 30 |

# Lab Control Sample Analysis
## Batch Quality Control

**Project Name:** 128 N MAIN
**Project Number:** 12166:2B

**Lab Number:** L2226066
**Report Date:** 06/16/22

| Parameter | LCS %Recovery | Qual | LCSD %Recovery | Qual | %Recovery Limits | RPD | Qual | RPD Limits |
|---|---|---|---|---|---|---|---|---|
| Volatile Organics by EPA 5035 Low - Westborough Lab Associated sample(s): 02 Batch: WG1645163-3 WG1645163-4 | | | | | | | | |
| Vinyl chloride | 106 | | 111 | | 67-130 | 5 | | 30 |
| Chloroethane | 109 | | 117 | | 50-151 | 7 | | 30 |
| 1,1-Dichloroethene | 88 | | 88 | | 65-135 | 0 | | 30 |
| trans-1,2-Dichloroethene | 89 | | 90 | | 70-130 | 1 | | 30 |
| Trichloroethene | 90 | | 91 | | 70-130 | 1 | | 30 |
| 1,2-Dichlorobenzene | 89 | | 90 | | 70-130 | 1 | | 30 |
| 1,3-Dichlorobenzene | 88 | | 90 | | 70-130 | 2 | | 30 |
| 1,4-Dichlorobenzene | 88 | | 89 | | 70-130 | 1 | | 30 |
| Methyl tert butyl ether | 101 | | 103 | | 66-130 | 2 | | 30 |
| p/m-Xylene | 90 | | 91 | | 70-130 | 1 | | 30 |
| o-Xylene | 89 | | 92 | | 70-130 | 3 | | 30 |
| cis-1,2-Dichloroethene | 91 | | 91 | | 70-130 | 0 | | 30 |
| Dibromomethane | 98 | | 100 | | 70-130 | 2 | | 30 |
| Styrene | 89 | | 91 | | 70-130 | 2 | | 30 |
| Dichlorodifluoromethane | 100 | | 97 | | 30-146 | 3 | | 30 |
| Acetone | 106 | | 111 | | 54-140 | 5 | | 30 |
| Carbon disulfide | 83 | | 84 | | 59-130 | 1 | | 30 |
| 2-Butanone | 106 | | 110 | | 70-130 | 4 | | 30 |
| Vinyl acetate | 118 | | 118 | | 70-130 | 0 | | 30 |
| 4-Methyl-2-pentanone | 110 | | 114 | | 70-130 | 4 | | 30 |
| 1,2,3-Trichloropropane | 102 | | 104 | | 68-130 | 2 | | 30 |
| 2-Hexanone | 112 | | 116 | | 70-130 | 4 | | 30 |
| Bromochloromethane | 95 | | 96 | | 70-130 | 1 | | 30 |

# Lab Control Sample Analysis
## Batch Quality Control

**Project Name:** 128 N MAIN
**Project Number:** 12166:2B

**Lab Number:** L2226066
**Report Date:** 06/16/22

| Parameter | LCS %Recovery | Qual | LCSD %Recovery | Qual | %Recovery Limits | RPD | Qual | RPD Limits |
|---|---|---|---|---|---|---|---|---|
| Volatile Organics by EPA 5035 Low - Westborough Lab Associated sample(s): 02 Batch: WG1645163-3 WG1645163-4 | | | | | | | | |
| 2,2-Dichloropropane | 94 | | 94 | | 70-130 | 0 | | 30 |
| 1,2-Dibromoethane | 97 | | 99 | | 70-130 | 2 | | 30 |
| 1,3-Dichloropropane | 101 | | 104 | | 69-130 | 3 | | 30 |
| 1,1,1,2-Tetrachloroethane | 86 | | 88 | | 70-130 | 2 | | 30 |
| Bromobenzene | 88 | | 88 | | 70-130 | 0 | | 30 |
| n-Butylbenzene | 98 | | 98 | | 70-130 | 0 | | 30 |
| sec-Butylbenzene | 95 | | 95 | | 70-130 | 0 | | 30 |
| tert-Butylbenzene | 91 | | 91 | | 70-130 | 0 | | 30 |
| o-Chlorotoluene | 91 | | 93 | | 70-130 | 2 | | 30 |
| p-Chlorotoluene | 93 | | 94 | | 70-130 | 1 | | 30 |
| 1,2-Dibromo-3-chloropropane | 88 | | 91 | | 68-130 | 3 | | 30 |
| Hexachlorobutadiene | 77 | | 80 | | 67-130 | 4 | | 30 |
| Isopropylbenzene | 94 | | 94 | | 70-130 | 0 | | 30 |
| p-Isopropyltoluene | 92 | | 92 | | 70-130 | 0 | | 30 |
| Naphthalene | 97 | | 100 | | 70-130 | 3 | | 30 |
| Acrylonitrile | 105 | | 106 | | 70-130 | 1 | | 30 |
| n-Propylbenzene | 96 | | 96 | | 70-130 | 0 | | 30 |
| 1,2,3-Trichlorobenzene | 87 | | 90 | | 70-130 | 3 | | 30 |
| 1,2,4-Trichlorobenzene | 86 | | 89 | | 70-130 | 3 | | 30 |
| 1,3,5-Trimethylbenzene | 93 | | 93 | | 70-130 | 0 | | 30 |
| 1,2,4-Trimethylbenzene | 92 | | 92 | | 70-130 | 0 | | 30 |
| 1,4-Dioxane | 99 | | 102 | | 65-136 | 3 | | 30 |
| p-Diethylbenzene | 91 | | 92 | | 70-130 | 1 | | 30 |

# Lab Control Sample Analysis
## Batch Quality Control

**Project Name:** 128 N MAIN
**Project Number:** 12166:2B

**Lab Number:** L2226066
**Report Date:** 06/16/22

| Parameter | LCS %Recovery | Qual | LCSD %Recovery | Qual | %Recovery Limits | RPD | Qual | RPD Limits |
|---|---|---|---|---|---|---|---|---|
| Volatile Organics by EPA 5035 Low - Westborough Lab Associated sample(s): 02 Batch: WG1645163-3 WG1645163-4 | | | | | | | | |
| p-Ethyltoluene | 93 | | 93 | | 70-130 | 0 | | 30 |
| 1,2,4,5-Tetramethylbenzene | 90 | | 91 | | 70-130 | 1 | | 30 |
| Ethyl ether | 104 | | 104 | | 67-130 | 0 | | 30 |
| trans-1,4-Dichloro-2-butene | 114 | | 116 | | 70-130 | 2 | | 30 |

| Surrogate | LCS %Recovery | Qual | LCSD %Recovery | Qual | Acceptance Criteria |
|---|---|---|---|---|---|
| 1,2-Dichloroethane-d4 | 101 | | 103 | | 70-130 |
| Toluene-d8 | 100 | | 102 | | 70-130 |
| 4-Bromofluorobenzene | 102 | | 102 | | 70-130 |
| Dibromofluoromethane | 95 | | 95 | | 70-130 |

# SEMIVOLATILES

**Project Name:** 128 N MAIN
**Project Number:** 12166:2B
**Lab Number:** L2226066
**Report Date:** 06/16/22

## SAMPLE RESULTS

Lab ID: L2226066-01
Client ID: SB-1 (8.5-9)
Sample Location: PORT CHESTER, NY

Date Collected: 05/17/22 09:40
Date Received: 05/17/22
Field Prep: Not Specified

Sample Depth:
Matrix: Soil
Analytical Method: 1,8270D
Analytical Date: 05/25/22 15:57
Analyst: CMM
Percent Solids: 80%

Extraction Method: EPA 3546
Extraction Date: 05/23/22 22:17

| Parameter | Result | Qualifier | Units | RL | MDL | Dilution Factor |
|---|---|---|---|---|---|---|
| **Semivolatile Organics by GC/MS - Westborough Lab** | | | | | | |
| Acenaphthene | 950 | | ug/kg | 160 | 21. | 1 |
| 1,2,4-Trichlorobenzene | ND | | ug/kg | 200 | 23. | 1 |
| Hexachlorobenzene | ND | | ug/kg | 120 | 23. | 1 |
| Bis(2-chloroethyl)ether | ND | | ug/kg | 180 | 28. | 1 |
| 2-Chloronaphthalene | ND | | ug/kg | 200 | 20. | 1 |
| 1,2-Dichlorobenzene | 460 | | ug/kg | 200 | 37. | 1 |
| 1,3-Dichlorobenzene | ND | | ug/kg | 200 | 35. | 1 |
| 1,4-Dichlorobenzene | 51 | J | ug/kg | 200 | 36. | 1 |
| 3,3'-Dichlorobenzidine | ND | | ug/kg | 200 | 54. | 1 |
| 2,4-Dinitrotoluene | ND | | ug/kg | 200 | 41. | 1 |
| 2,6-Dinitrotoluene | ND | | ug/kg | 200 | 35. | 1 |
| Fluoranthene | 600 | | ug/kg | 120 | 24. | 1 |
| 4-Chlorophenyl phenyl ether | ND | | ug/kg | 200 | 22. | 1 |
| 4-Bromophenyl phenyl ether | ND | | ug/kg | 200 | 31. | 1 |
| Bis(2-chloroisopropyl)ether | ND | | ug/kg | 240 | 35. | 1 |
| Bis(2-chloroethoxy)methane | ND | | ug/kg | 220 | 20. | 1 |
| Hexachlorobutadiene | ND | | ug/kg | 200 | 30. | 1 |
| Hexachlorocyclopentadiene | ND | | ug/kg | 580 | 180 | 1 |
| Hexachloroethane | ND | | ug/kg | 160 | 33. | 1 |
| Isophorone | ND | | ug/kg | 180 | 26. | 1 |
| Naphthalene | ND | | ug/kg | 200 | 25. | 1 |
| Nitrobenzene | ND | | ug/kg | 180 | 30. | 1 |
| NDPA/DPA | ND | | ug/kg | 160 | 23. | 1 |
| n-Nitrosodi-n-propylamine | ND | | ug/kg | 200 | 32. | 1 |
| Bis(2-ethylhexyl)phthalate | ND | | ug/kg | 200 | 71. | 1 |
| Butyl benzyl phthalate | ND | | ug/kg | 200 | 52. | 1 |
| Di-n-butylphthalate | ND | | ug/kg | 200 | 39. | 1 |
| Di-n-octylphthalate | ND | | ug/kg | 200 | 70. | 1 |

**Project Name:** 128 N MAIN **Lab Number:** L2226066

**Project Number:** 12166:2B **Report Date:** 06/16/22

## SAMPLE RESULTS

Lab ID: L2226066-01 Date Collected: 05/17/22 09:40

Client ID: SB-1 (8.5-9) Date Received: 05/17/22

Sample Location: PORT CHESTER, NY Field Prep: Not Specified

Sample Depth:

| Parameter | Result | Qualifier | Units | RL | MDL | Dilution Factor |
|---|---|---|---|---|---|---|
| Semivolatile Organics by GC/MS - Westborough Lab | | | | | | |
| Diethyl phthalate | ND | | ug/kg | 200 | 19. | 1 |
| Dimethyl phthalate | ND | | ug/kg | 200 | 43. | 1 |
| Benzo(a)anthracene | 820 | | ug/kg | 120 | 23. | 1 |
| Benzo(a)pyrene | 450 | | ug/kg | 160 | 50. | 1 |
| Benzo(b)fluoranthene | 210 | | ug/kg | 120 | 34. | 1 |
| Benzo(k)fluoranthene | ND | | ug/kg | 120 | 33. | 1 |
| Chrysene | 1700 | | ug/kg | 120 | 21. | 1 |
| Acenaphthylene | ND | | ug/kg | 160 | 32. | 1 |
| Anthracene | 3700 | | ug/kg | 120 | 40. | 1 |
| Benzo(ghi)perylene | 240 | | ug/kg | 160 | 24. | 1 |
| Fluorene | 2800 | | ug/kg | 200 | 20. | 1 |
| Phenanthrene | 10000 | E | ug/kg | 120 | 25. | 1 |
| Dibenzo(a,h)anthracene | ND | | ug/kg | 120 | 24. | 1 |
| Indeno(1,2,3-cd)pyrene | 85 | J | ug/kg | 160 | 28. | 1 |
| Pyrene | 5400 | | ug/kg | 120 | 20. | 1 |
| Biphenyl | 1100 | | ug/kg | 470 | 27. | 1 |
| 4-Chloroaniline | ND | | ug/kg | 200 | 37. | 1 |
| 2-Nitroaniline | ND | | ug/kg | 200 | 39. | 1 |
| 3-Nitroaniline | ND | | ug/kg | 200 | 39. | 1 |
| 4-Nitroaniline | ND | | ug/kg | 200 | 85. | 1 |
| Dibenzofuran | 1800 | | ug/kg | 200 | 19. | 1 |
| 2-Methylnaphthalene | ND | | ug/kg | 240 | 25. | 1 |
| 1,2,4,5-Tetrachlorobenzene | ND | | ug/kg | 200 | 21. | 1 |
| Acetophenone | ND | | ug/kg | 200 | 25. | 1 |
| 2,4,6-Trichlorophenol | ND | | ug/kg | 120 | 39. | 1 |
| p-Chloro-m-cresol | ND | | ug/kg | 200 | 30. | 1 |
| 2-Chlorophenol | ND | | ug/kg | 200 | 24. | 1 |
| 2,4-Dichlorophenol | ND | | ug/kg | 180 | 33. | 1 |
| 2,4-Dimethylphenol | ND | | ug/kg | 200 | 68. | 1 |
| 2-Nitrophenol | ND | | ug/kg | 440 | 77. | 1 |
| 4-Nitrophenol | ND | | ug/kg | 290 | 84. | 1 |
| 2,4-Dinitrophenol | ND | | ug/kg | 980 | 95. | 1 |
| 4,6-Dinitro-o-cresol | ND | | ug/kg | 530 | 98. | 1 |
| Pentachlorophenol | ND | | ug/kg | 160 | 45. | 1 |
| Phenol | ND | | ug/kg | 200 | 31. | 1 |
| 2-Methylphenol | ND | | ug/kg | 200 | 32. | 1 |
| 3-Methylphenol/4-Methylphenol | ND | | ug/kg | 290 | 32. | 1 |

**Project Name:** 128 N MAIN **Lab Number:** L2226066

**Project Number:** 12166:2B **Report Date:** 06/16/22

## SAMPLE RESULTS

Lab ID: L2226066-01 Date Collected: 05/17/22 09:40

Client ID: SB-1 (8.5-9) Date Received: 05/17/22

Sample Location: PORT CHESTER, NY Field Prep: Not Specified

Sample Depth:

| Parameter | Result | Qualifier | Units | RL | MDL | Dilution Factor |
|---|---|---|---|---|---|---|
| **Semivolatile Organics by GC/MS - Westborough Lab** | | | | | | |
| 2,4,5-Trichlorophenol | ND | | ug/kg | 200 | 39. | 1 |
| Benzoic Acid | ND | | ug/kg | 660 | 210 | 1 |
| Benzyl Alcohol | ND | | ug/kg | 200 | 63. | 1 |
| Carbazole | ND | | ug/kg | 200 | 20. | 1 |
| 1,4-Dioxane | ND | | ug/kg | 31 | 9.4 | 1 |

| Tentatively Identified Compounds | | | | |
|---|---|---|---|---|
| Total TIC Compounds | 34900 | J | ug/kg | 1 |
| Unknown Alkane | 2440 | J | ug/kg | 1 |
| Unknown | 1680 | J | ug/kg | 1 |
| Unknown Naphthalene | 2170 | J | ug/kg | 1 |
| Unknown Alkane | 2010 | J | ug/kg | 1 |
| Unknown Alkane | 2480 | J | ug/kg | 1 |
| Unknown Naphthalene | 2130 | J | ug/kg | 1 |
| Unknown Alkane | 1940 | J | ug/kg | 1 |
| Unknown Naphthalene | 1740 | J | ug/kg | 1 |
| Unknown Alkane | 3270 | J | ug/kg | 1 |
| Unknown Naphthalene | 2620 | J | ug/kg | 1 |
| Unknown Alkane | 4320 | J | ug/kg | 1 |
| Unknown | 1900 | J | ug/kg | 1 |
| Unknown | 1860 | J | ug/kg | 1 |
| Unknown | 2200 | J | ug/kg | 1 |
| Unknown Alkane | 2130 | J | ug/kg | 1 |

**Project Name:** 128 N MAIN **Lab Number:** L2226066

**Project Number:** 12166:2B **Report Date:** 06/16/22

## SAMPLE RESULTS

| | | | |
|---|---|---|---|
| Lab ID: | L2226066-01 | Date Collected: | 05/17/22 09:40 |
| Client ID: | SB-1 (8.5-9) | Date Received: | 05/17/22 |
| Sample Location: | PORT CHESTER, NY | Field Prep: | Not Specified |

Sample Depth:

| Parameter | Result | Qualifier | Units | RL | MDL | Dilution Factor |
|---|---|---|---|---|---|---|
| Semivolatile Organics by GC/MS - Westborough Lab | | | | | | |

| Surrogate | % Recovery | Qualifier | Acceptance Criteria |
|---|---|---|---|
| 2-Fluorophenol | 80 | | 25-120 |
| Phenol-d6 | 82 | | 10-120 |
| Nitrobenzene-d5 | 100 | | 23-120 |
| 2-Fluorobiphenyl | 83 | | 30-120 |
| 2,4,6-Tribromophenol | 76 | | 10-136 |
| 4-Terphenyl-d14 | 81 | | 18-120 |

**Project Name:** 128 N MAIN
**Project Number:** 12166:2B
**Lab Number:** L2226066
**Report Date:** 06/16/22

## SAMPLE RESULTS

Lab ID: L2226066-01 D
Client ID: SB-1 (8.5-9)
Sample Location: PORT CHESTER, NY

Sample Depth:
Matrix: Soil
Analytical Method: 1,8270D
Analytical Date: 05/29/22 17:22
Analyst: CMM
Percent Solids: 80%

Date Collected: 05/17/22 09:40
Date Received: 05/17/22
Field Prep: Not Specified

Extraction Method: EPA 3546
Extraction Date: 05/23/22 22:17

| Parameter | Result | Qualifier | Units | RL | MDL | Dilution Factor |
|---|---|---|---|---|---|---|
| Semivolatile Organics by GC/MS - Westborough Lab | | | | | | |
| Phenanthrene | 9000 | | ug/kg | 610 | 120 | 5 |

**Project Name:** 128 N MAIN
**Project Number:** 12166:2B
**Lab Number:** L2226066
**Report Date:** 06/16/22

## SAMPLE RESULTS

Lab ID: L2226066-02
Client ID: SB-2 (1-1.5)
Sample Location: PORT CHESTER, NY

Date Collected: 05/17/22 10:35
Date Received: 05/17/22
Field Prep: Not Specified

Sample Depth:
Matrix: Soil
Analytical Method: 1,8270D
Analytical Date: 05/25/22 16:20
Analyst: CMM
Percent Solids: 85%

Extraction Method: EPA 3546
Extraction Date: 05/23/22 22:17

| Parameter | Result | Qualifier | Units | RL | MDL | Dilution Factor |
|---|---|---|---|---|---|---|
| **Semivolatile Organics by GC/MS - Westborough Lab** | | | | | | |
| Acenaphthene | ND | | ug/kg | 160 | 20. | 1 |
| 1,2,4-Trichlorobenzene | ND | | ug/kg | 190 | 22. | 1 |
| Hexachlorobenzene | ND | | ug/kg | 120 | 22. | 1 |
| Bis(2-chloroethyl)ether | ND | | ug/kg | 170 | 26. | 1 |
| 2-Chloronaphthalene | ND | | ug/kg | 190 | 19. | 1 |
| 1,2-Dichlorobenzene | ND | | ug/kg | 190 | 35. | 1 |
| 1,3-Dichlorobenzene | ND | | ug/kg | 190 | 33. | 1 |
| 1,4-Dichlorobenzene | ND | | ug/kg | 190 | 34. | 1 |
| 3,3'-Dichlorobenzidine | ND | | ug/kg | 190 | 52. | 1 |
| 2,4-Dinitrotoluene | ND | | ug/kg | 190 | 39. | 1 |
| 2,6-Dinitrotoluene | ND | | ug/kg | 190 | 33. | 1 |
| Fluoranthene | 26 | J | ug/kg | 120 | 22. | 1 |
| 4-Chlorophenyl phenyl ether | ND | | ug/kg | 190 | 21. | 1 |
| 4-Bromophenyl phenyl ether | ND | | ug/kg | 190 | 30. | 1 |
| Bis(2-chloroisopropyl)ether | ND | | ug/kg | 230 | 33. | 1 |
| Bis(2-chloroethoxy)methane | ND | | ug/kg | 210 | 19. | 1 |
| Hexachlorobutadiene | ND | | ug/kg | 190 | 28. | 1 |
| Hexachlorocyclopentadiene | ND | | ug/kg | 560 | 180 | 1 |
| Hexachloroethane | ND | | ug/kg | 160 | 31. | 1 |
| Isophorone | ND | | ug/kg | 170 | 25. | 1 |
| Naphthalene | ND | | ug/kg | 190 | 24. | 1 |
| Nitrobenzene | ND | | ug/kg | 170 | 29. | 1 |
| NDPA/DPA | ND | | ug/kg | 160 | 22. | 1 |
| n-Nitrosodi-n-propylamine | ND | | ug/kg | 190 | 30. | 1 |
| Bis(2-ethylhexyl)phthalate | ND | | ug/kg | 190 | 67. | 1 |
| Butyl benzyl phthalate | ND | | ug/kg | 190 | 49. | 1 |
| Di-n-butylphthalate | ND | | ug/kg | 190 | 37. | 1 |
| Di-n-octylphthalate | ND | | ug/kg | 190 | 66. | 1 |

**Project Name:** 128 N MAIN **Lab Number:** L2226066

**Project Number:** 12166:2B **Report Date:** 06/16/22

## SAMPLE RESULTS

Lab ID: L2226066-02 Date Collected: 05/17/22 10:35

Client ID: SB-2 (1-1.5) Date Received: 05/17/22

Sample Location: PORT CHESTER, NY Field Prep: Not Specified

Sample Depth:

| Parameter | Result | Qualifier | Units | RL | MDL | Dilution Factor |
|---|---|---|---|---|---|---|
| Semivolatile Organics by GC/MS - Westborough Lab | | | | | | |
| Diethyl phthalate | ND | | ug/kg | 190 | 18. | 1 |
| Dimethyl phthalate | ND | | ug/kg | 190 | 41. | 1 |
| Benzo(a)anthracene | 23 | J | ug/kg | 120 | 22. | 1 |
| Benzo(a)pyrene | ND | | ug/kg | 160 | 47. | 1 |
| Benzo(b)fluoranthene | ND | | ug/kg | 120 | 33. | 1 |
| Benzo(k)fluoranthene | ND | | ug/kg | 120 | 31. | 1 |
| Chrysene | 20 | J | ug/kg | 120 | 20. | 1 |
| Acenaphthylene | ND | | ug/kg | 160 | 30. | 1 |
| Anthracene | ND | | ug/kg | 120 | 38. | 1 |
| Benzo(ghi)perylene | ND | | ug/kg | 160 | 23. | 1 |
| Fluorene | ND | | ug/kg | 190 | 19. | 1 |
| Phenanthrene | ND | | ug/kg | 120 | 24. | 1 |
| Dibenzo(a,h)anthracene | ND | | ug/kg | 120 | 22. | 1 |
| Indeno(1,2,3-cd)pyrene | ND | | ug/kg | 160 | 27. | 1 |
| Pyrene | 36 | J | ug/kg | 120 | 19. | 1 |
| Biphenyl | ND | | ug/kg | 440 | 25. | 1 |
| 4-Chloroaniline | ND | | ug/kg | 190 | 35. | 1 |
| 2-Nitroaniline | ND | | ug/kg | 190 | 37. | 1 |
| 3-Nitroaniline | ND | | ug/kg | 190 | 37. | 1 |
| 4-Nitroaniline | ND | | ug/kg | 190 | 80. | 1 |
| Dibenzofuran | ND | | ug/kg | 190 | 18. | 1 |
| 2-Methylnaphthalene | ND | | ug/kg | 230 | 23. | 1 |
| 1,2,4,5-Tetrachlorobenzene | ND | | ug/kg | 190 | 20. | 1 |
| Acetophenone | ND | | ug/kg | 190 | 24. | 1 |
| 2,4,6-Trichlorophenol | ND | | ug/kg | 120 | 37. | 1 |
| p-Chloro-m-cresol | ND | | ug/kg | 190 | 29. | 1 |
| 2-Chlorophenol | ND | | ug/kg | 190 | 23. | 1 |
| 2,4-Dichlorophenol | ND | | ug/kg | 170 | 31. | 1 |
| 2,4-Dimethylphenol | ND | | ug/kg | 190 | 64. | 1 |
| 2-Nitrophenol | ND | | ug/kg | 420 | 73. | 1 |
| 4-Nitrophenol | ND | | ug/kg | 270 | 79. | 1 |
| 2,4-Dinitrophenol | ND | | ug/kg | 930 | 91. | 1 |
| 4,6-Dinitro-o-cresol | ND | | ug/kg | 500 | 93. | 1 |
| Pentachlorophenol | ND | | ug/kg | 160 | 43. | 1 |
| Phenol | ND | | ug/kg | 190 | 29. | 1 |
| 2-Methylphenol | ND | | ug/kg | 190 | 30. | 1 |
| 3-Methylphenol/4-Methylphenol | ND | | ug/kg | 280 | 30. | 1 |

**Project Name:** 128 N MAIN **Lab Number:** L2226066

**Project Number:** 12166:2B **Report Date:** 06/16/22

## SAMPLE RESULTS

Lab ID: L2226066-02 Date Collected: 05/17/22 10:35

Client ID: SB-2 (1-1.5) Date Received: 05/17/22

Sample Location: PORT CHESTER, NY Field Prep: Not Specified

Sample Depth:

| Parameter | Result | Qualifier | Units | RL | MDL | Dilution Factor |
|---|---|---|---|---|---|---|
| **Semivolatile Organics by GC/MS - Westborough Lab** | | | | | | |
| 2,4,5-Trichlorophenol | ND | | ug/kg | 190 | 37. | 1 |
| Benzoic Acid | ND | | ug/kg | 630 | 200 | 1 |
| Benzyl Alcohol | ND | | ug/kg | 190 | 59. | 1 |
| Carbazole | ND | | ug/kg | 190 | 19. | 1 |
| 1,4-Dioxane | ND | | ug/kg | 29 | 8.9 | 1 |

| Tentatively Identified Compounds | | | | | | |
|---|---|---|---|---|---|---|
| No Tentatively Identified Compounds | ND | | ug/kg | | | 1 |

| Surrogate | % Recovery | Qualifier | Acceptance Criteria |
|---|---|---|---|
| 2-Fluorophenol | 83 | | 25-120 |
| Phenol-d6 | 86 | | 10-120 |
| Nitrobenzene-d5 | 75 | | 23-120 |
| 2-Fluorobiphenyl | 80 | | 30-120 |
| 2,4,6-Tribromophenol | 92 | | 10-136 |
| 4-Terphenyl-d14 | 76 | | 18-120 |

**Project Name:** 128 N MAIN
**Project Number:** 12166:2B
**Lab Number:** L2226066
**Report Date:** 06/16/22

## SAMPLE RESULTS

Lab ID: L2226066-03
Client ID: TW-1
Sample Location: PORT CHESTER, NY

Date Collected: 05/17/22 09:50
Date Received: 05/17/22
Field Prep: Not Specified

Sample Depth:
Matrix: Water
Analytical Method: 1,8270D
Analytical Date: 05/24/22 06:33
Analyst: SZ

Extraction Method: EPA 3510C
Extraction Date: 05/22/22 02:08

| Parameter | Result | Qualifier | Units | RL | MDL | Dilution Factor |
|---|---|---|---|---|---|---|
| Semivolatile Organics by GC/MS - Westborough Lab | | | | | | |
| 1,2,4-Trichlorobenzene | ND | | ug/l | 5.0 | 0.50 | 1 |
| Bis(2-chloroethyl)ether | ND | | ug/l | 2.0 | 0.50 | 1 |
| 1,2-Dichlorobenzene | 4.1 | | ug/l | 2.0 | 0.45 | 1 |
| 1,3-Dichlorobenzene | ND | | ug/l | 2.0 | 0.40 | 1 |
| 1,4-Dichlorobenzene | ND | | ug/l | 2.0 | 0.43 | 1 |
| 3,3'-Dichlorobenzidine | ND | | ug/l | 5.0 | 1.6 | 1 |
| 2,4-Dinitrotoluene | ND | | ug/l | 5.0 | 1.2 | 1 |
| 2,6-Dinitrotoluene | ND | | ug/l | 5.0 | 0.93 | 1 |
| 4-Chlorophenyl phenyl ether | ND | | ug/l | 2.0 | 0.49 | 1 |
| 4-Bromophenyl phenyl ether | ND | | ug/l | 2.0 | 0.38 | 1 |
| Bis(2-chloroisopropyl)ether | ND | | ug/l | 2.0 | 0.53 | 1 |
| Bis(2-chloroethoxy)methane | ND | | ug/l | 5.0 | 0.50 | 1 |
| Hexachlorocyclopentadiene | ND | | ug/l | 20 | 0.69 | 1 |
| Isophorone | ND | | ug/l | 5.0 | 1.2 | 1 |
| Nitrobenzene | ND | | ug/l | 2.0 | 0.77 | 1 |
| NDPA/DPA | ND | | ug/l | 2.0 | 0.42 | 1 |
| n-Nitrosodi-n-propylamine | ND | | ug/l | 5.0 | 0.64 | 1 |
| Bis(2-ethylhexyl)phthalate | ND | | ug/l | 3.0 | 1.5 | 1 |
| Butyl benzyl phthalate | ND | | ug/l | 5.0 | 1.2 | 1 |
| Di-n-butylphthalate | ND | | ug/l | 5.0 | 0.39 | 1 |
| Di-n-octylphthalate | ND | | ug/l | 5.0 | 1.3 | 1 |
| Diethyl phthalate | ND | | ug/l | 5.0 | 0.38 | 1 |
| Dimethyl phthalate | ND | | ug/l | 5.0 | 1.8 | 1 |
| Biphenyl | 8.1 | | ug/l | 2.0 | 0.46 | 1 |
| 4-Chloroaniline | ND | | ug/l | 5.0 | 1.1 | 1 |
| 2-Nitroaniline | ND | | ug/l | 5.0 | 0.50 | 1 |
| 3-Nitroaniline | ND | | ug/l | 5.0 | 0.81 | 1 |
| 4-Nitroaniline | ND | | ug/l | 5.0 | 0.80 | 1 |

**Project Name:** 128 N MAIN **Lab Number:** L2226066

**Project Number:** 12166:2B **Report Date:** 06/16/22

## SAMPLE RESULTS

Lab ID: L2226066-03 Date Collected: 05/17/22 09:50

Client ID: TW-1 Date Received: 05/17/22

Sample Location: PORT CHESTER, NY Field Prep: Not Specified

Sample Depth:

| Parameter | Result | Qualifier | Units | RL | MDL | Dilution Factor |
|---|---|---|---|---|---|---|
| Semivolatile Organics by GC/MS - Westborough Lab | | | | | | |
| Dibenzofuran | 13. | | ug/l | 2.0 | 0.50 | 1 |
| 1,2,4,5-Tetrachlorobenzene | ND | | ug/l | 10 | 0.44 | 1 |
| Acetophenone | ND | | ug/l | 5.0 | 0.53 | 1 |
| 2,4,6-Trichlorophenol | ND | | ug/l | 5.0 | 0.61 | 1 |
| p-Chloro-m-cresol | ND | | ug/l | 2.0 | 0.35 | 1 |
| 2-Chlorophenol | ND | | ug/l | 2.0 | 0.48 | 1 |
| 2,4-Dichlorophenol | ND | | ug/l | 5.0 | 0.41 | 1 |
| 2,4-Dimethylphenol | ND | | ug/l | 5.0 | 1.8 | 1 |
| 2-Nitrophenol | ND | | ug/l | 10 | 0.85 | 1 |
| 4-Nitrophenol | ND | | ug/l | 10 | 0.67 | 1 |
| 2,4-Dinitrophenol | ND | | ug/l | 20 | 6.6 | 1 |
| 4,6-Dinitro-o-cresol | ND | | ug/l | 10 | 1.8 | 1 |
| Phenol | ND | | ug/l | 5.0 | 0.57 | 1 |
| 2-Methylphenol | ND | | ug/l | 5.0 | 0.49 | 1 |
| 3-Methylphenol/4-Methylphenol | ND | | ug/l | 5.0 | 0.48 | 1 |
| 2,4,5-Trichlorophenol | ND | | ug/l | 5.0 | 0.77 | 1 |
| Benzoic Acid | ND | | ug/l | 50 | 2.6 | 1 |
| Benzyl Alcohol | ND | | ug/l | 2.0 | 0.59 | 1 |
| Carbazole | ND | | ug/l | 2.0 | 0.49 | 1 |

**Project Name:** 128 N MAIN **Lab Number:** L2226066

**Project Number:** 12166:2B **Report Date:** 06/16/22

## SAMPLE RESULTS

Lab ID: L2226066-03 Date Collected: 05/17/22 09:50

Client ID: TW-1 Date Received: 05/17/22

Sample Location: PORT CHESTER, NY Field Prep: Not Specified

Sample Depth:

| Parameter | Result | Qualifier | Units | RL | MDL | Dilution Factor |
|---|---|---|---|---|---|---|
| Semivolatile Organics by GC/MS - Westborough Lab | | | | | | |
| Tentatively Identified Compounds | | | | | | |
| Total TIC Compounds | 514 | J | ug/l | | | 1 |
| Unknown Alkane | 45.0 | J | ug/l | | | 1 |
| Unknown | 25.7 | J | ug/l | | | 1 |
| Unknown Naphthalene | 26.2 | J | ug/l | | | 1 |
| Unknown Alkane | 33.6 | J | ug/l | | | 1 |
| Unknown | 23.7 | J | ug/l | | | 1 |
| Unknown Naphthalene | 26.3 | J | ug/l | | | 1 |
| Unknown Alkane | 22.7 | J | ug/l | | | 1 |
| Unknown Alkane | 33.0 | J | ug/l | | | 1 |
| Unknown Alkane | 42.6 | J | ug/l | | | 1 |
| Unknown | 45.5 | J | ug/l | | | 1 |
| Unknown Alkane | 57.3 | J | ug/l | | | 1 |
| Unknown Naphthalene | 23.4 | J | ug/l | | | 1 |
| Unknown Alkane | 52.7 | J | ug/l | | | 1 |
| Unknown | 33.3 | J | ug/l | | | 1 |
| Unknown Alkane | 22.8 | J | ug/l | | | 1 |

| Surrogate | % Recovery | Qualifier | Acceptance Criteria |
|---|---|---|---|
| 2-Fluorophenol | 77 | | 21-120 |
| Phenol-d6 | 61 | | 10-120 |
| Nitrobenzene-d5 | 97 | | 23-120 |
| 2-Fluorobiphenyl | 80 | | 15-120 |
| 2,4,6-Tribromophenol | 86 | | 10-120 |
| 4-Terphenyl-d14 | 80 | | 41-149 |

**Project Name:** 128 N MAIN
**Project Number:** 12166:2B
**Lab Number:** L2226066
**Report Date:** 06/16/22

## SAMPLE RESULTS

Lab ID: L2226066-03
Client ID: TW-1
Sample Location: PORT CHESTER, NY

Date Collected: 05/17/22 09:50
Date Received: 05/17/22
Field Prep: Not Specified

Sample Depth:
Matrix: Water
Analytical Method: 1,8270D-SIM
Analytical Date: 05/26/22 00:20
Analyst: DB

Extraction Method: EPA 3510C
Extraction Date: 05/20/22 11:33

| Parameter | Result | Qualifier | Units | RL | MDL | Dilution Factor |
|---|---|---|---|---|---|---|
| 1,4 Dioxane by 8270D-SIM - Mansfield Lab | | | | | | |
| 1,4-Dioxane | 62.3 | J | ng/l | 139 | 31.4 | 1 |

| Surrogate | % Recovery | Qualifier | Acceptance Criteria |
|---|---|---|---|
| 1,4-Dioxane-d8 | 36 | | 15-110 |

**Project Name:** 128 N MAIN
**Project Number:** 12166:2B
**Lab Number:** L2226066
**Report Date:** 06/16/22

## SAMPLE RESULTS

Lab ID: L2226066-03
Client ID: TW-1
Sample Location: PORT CHESTER, NY

Date Collected: 05/17/22 09:50
Date Received: 05/17/22
Field Prep: Not Specified

Sample Depth:
Matrix: Water
Analytical Method: 134,LCMSMS-ID
Analytical Date: 06/04/22 21:34
Analyst: MP

Extraction Method: ALPHA 23528
Extraction Date: 05/29/22 10:00

| Parameter | Result | Qualifier | Units | RL | MDL | Dilution Factor |
|---|---|---|---|---|---|---|
| **Perfluorinated Alkyl Acids by Isotope Dilution - Mansfield Lab** | | | | | | |
| Perfluorobutanoic Acid (PFBA) | 17.0 | | ng/l | 1.79 | 0.365 | 1 |
| Perfluoropentanoic Acid (PFPeA) | 14.7 | | ng/l | 1.79 | 0.355 | 1 |
| Perfluorobutanesulfonic Acid (PFBS) | 16.2 | | ng/l | 1.79 | 0.213 | 1 |
| Perfluorohexanoic Acid (PFHxA) | 1.54 | J | ng/l | 1.79 | 0.294 | 1 |
| Perfluoroheptanoic Acid (PFHpA) | 2.89 | | ng/l | 1.79 | 0.202 | 1 |
| Perfluorohexanesulfonic Acid (PFHxS) | 3.26 | | ng/l | 1.79 | 0.337 | 1 |
| Perfluorooctanoic Acid (PFOA) | 31.8 | | ng/l | 1.79 | 0.211 | 1 |
| 1H,1H,2H,2H-Perfluorooctanesulfonic Acid (6:2FTS) | 12.8 | | ng/l | 1.79 | 1.19 | 1 |
| Perfluoroheptanesulfonic Acid (PFHpS) | ND | | ng/l | 1.79 | 0.616 | 1 |
| Perfluorononanoic Acid (PFNA) | 3.36 | | ng/l | 1.79 | 0.279 | 1 |
| Perfluorooctanesulfonic Acid (PFOS) | 26.0 | | ng/l | 1.79 | 0.451 | 1 |
| Perfluorodecanoic Acid (PFDA) | 2.08 | | ng/l | 1.79 | 0.272 | 1 |
| 1H,1H,2H,2H-Perfluorodecanesulfonic Acid (8:2FTS) | ND | | ng/l | 1.79 | 1.08 | 1 |
| N-Methyl Perfluorooctanesulfonamidoacetic Acid (NMeFOSAA) | ND | | ng/l | 1.79 | 0.580 | 1 |
| Perfluoroundecanoic Acid (PFUnA) | ND | | ng/l | 1.79 | 0.233 | 1 |
| Perfluorodecanesulfonic Acid (PFDS) | ND | | ng/l | 1.79 | 0.878 | 1 |
| Perfluorooctanesulfonamide (FOSA) | ND | | ng/l | 1.79 | 0.519 | 1 |
| N-Ethyl Perfluorooctanesulfonamidoacetic Acid (NEtFOSAA) | ND | | ng/l | 1.79 | 0.720 | 1 |
| Perfluorododecanoic Acid (PFDoA) | ND | | ng/l | 1.79 | 0.333 | 1 |
| Perfluorotridecanoic Acid (PFTrDA) | ND | | ng/l | 1.79 | 0.293 | 1 |
| Perfluorotetradecanoic Acid (PFTA) | ND | | ng/l | 1.79 | 0.222 | 1 |
| PFOA/PFOS, Total | 57.8 | | ng/l | 1.79 | 0.211 | 1 |

**Project Name:** 128 N MAIN **Lab Number:** L2226066

**Project Number:** 12166:2B **Report Date:** 06/16/22

## SAMPLE RESULTS

Lab ID: L2226066-03 Date Collected: 05/17/22 09:50

Client ID: TW-1 Date Received: 05/17/22

Sample Location: PORT CHESTER, NY Field Prep: Not Specified

Sample Depth:

| Parameter | Result | Qualifier | Units | RL | MDL | Dilution Factor |
|---|---|---|---|---|---|---|

Perfluorinated Alkyl Acids by Isotope Dilution - Mansfield Lab

| Surrogate (Extracted Internal Standard) | % Recovery | Qualifier | Acceptance Criteria |
|---|---|---|---|
| Perfluoro[13C4]Butanoic Acid (MPFBA) | 83 | | 58-132 |
| Perfluoro[13C5]Pentanoic Acid (M5PFPEA) | 83 | | 62-163 |
| Perfluoro[2,3,4-13C3]Butanesulfonic Acid (M3PFBS) | 99 | | 70-131 |
| Perfluoro[1,2,3,4,6-13C5]Hexanoic Acid (M5PFHxA) | 67 | | 57-129 |
| Perfluoro[1,2,3,4-13C4]Heptanoic Acid (M4PFHpA) | 75 | | 60-129 |
| Perfluoro[1,2,3-13C3]Hexanesulfonic Acid (M3PFHxS) | 96 | | 71-134 |
| Perfluoro[13C8]Octanoic Acid (M8PFOA) | 86 | | 62-129 |
| 1H,1H,2H,2H-Perfluoro[1,2-13C2]Octanesulfonic Acid (M2-6:2FTS) | **403** | Q | 14-147 |
| Perfluoro[13C9]Nonanoic Acid (M9PFNA) | 84 | | 59-139 |
| Perfluoro[13C8]Octanesulfonic Acid (M8PFOS) | 88 | | 69-131 |
| Perfluoro[1,2,3,4,5,6-13C6]Decanoic Acid (M6PFDA) | 80 | | 62-124 |
| 1H,1H,2H,2H-Perfluoro[1,2-13C2]Decanesulfonic Acid (M2-8:2FTS) | **400** | Q | 10-162 |
| N-Deuteriomethylperfluoro-1-octanesulfonamidoacetic Acid (d3-NMeFOSAA) | 106 | | 24-116 |
| Perfluoro[1,2,3,4,5,6,7-13C7]Undecanoic Acid (M7-PFUDA) | 82 | | 55-137 |
| Perfluoro[13C8]Octanesulfonamide (M8FOSA) | 21 | | 10-112 |
| N-Deuterioethylperfluoro-1-octanesulfonamidoacetic Acid (d5-NEtFOSAA) | 101 | | 27-126 |
| Perfluoro[1,2-13C2]Dodecanoic Acid (MPFDOA) | 71 | | 48-131 |
| Perfluoro[1,2-13C2]Tetradecanoic Acid (M2PFTEDA) | 57 | | 22-136 |

**Project Name:** 128 N MAIN
**Project Number:** 12166:2B
**Lab Number:** L2226066
**Report Date:** 06/16/22

## SAMPLE RESULTS

Lab ID: L2226066-03 D
Client ID: TW-1
Sample Location: PORT CHESTER, NY

Date Collected: 05/17/22 09:50
Date Received: 05/17/22
Field Prep: Not Specified

Sample Depth:
Matrix: Water
Analytical Method: 1,8270D-SIM
Analytical Date: 05/24/22 12:36
Analyst: JJW

Extraction Method: EPA 3510C
Extraction Date: 05/22/22 02:10

| Parameter | Result | Qualifier | Units | RL | MDL | Dilution Factor |
|---|---|---|---|---|---|---|
| Semivolatile Organics by GC/MS-SIM - Westborough Lab | | | | | | |
| Acenaphthene | 8.0 | | ug/l | 0.50 | 0.07 | 5 |
| 2-Chloronaphthalene | ND | | ug/l | 1.0 | 0.09 | 5 |
| Fluoranthene | 7.9 | | ug/l | 0.50 | 0.10 | 5 |
| Hexachlorobutadiene | ND | | ug/l | 2.5 | 0.23 | 5 |
| Naphthalene | ND | | ug/l | 0.50 | 0.24 | 5 |
| Benzo(a)anthracene | 8.3 | | ug/l | 0.50 | 0.10 | 5 |
| Benzo(a)pyrene | 3.5 | | ug/l | 0.50 | 0.08 | 5 |
| Benzo(b)fluoranthene | 1.6 | | ug/l | 0.50 | 0.06 | 5 |
| Benzo(k)fluoranthene | 0.19 | J | ug/l | 0.50 | 0.04 | 5 |
| Chrysene | 14 | | ug/l | 0.50 | 0.06 | 5 |
| Acenaphthylene | 4.5 | | ug/l | 0.50 | 0.06 | 5 |
| Anthracene | ND | | ug/l | 0.50 | 0.07 | 5 |
| Benzo(ghi)perylene | 4.3 | | ug/l | 0.50 | 0.07 | 5 |
| Fluorene | 25 | | ug/l | 0.50 | 0.07 | 5 |
| Phenanthrene | 75 | | ug/l | 0.50 | 0.12 | 5 |
| Dibenzo(a,h)anthracene | 0.30 | J | ug/l | 0.50 | 0.06 | 5 |
| Indeno(1,2,3-cd)pyrene | 0.92 | | ug/l | 0.50 | 0.06 | 5 |
| Pyrene | 57 | | ug/l | 0.50 | 0.10 | 5 |
| 2-Methylnaphthalene | ND | | ug/l | 0.50 | 0.11 | 5 |
| Pentachlorophenol | ND | | ug/l | 4.0 | 0.07 | 5 |
| Hexachlorobenzene | ND | | ug/l | 4.0 | 0.05 | 5 |
| Hexachloroethane | ND | | ug/l | 4.0 | 0.32 | 5 |

**Project Name:** 128 N MAIN **Lab Number:** L2226066

**Project Number:** 12166:2B **Report Date:** 06/16/22

## SAMPLE RESULTS

Lab ID: L2226066-03 D
Client ID: TW-1
Sample Location: PORT CHESTER, NY

Date Collected: 05/17/22 09:50
Date Received: 05/17/22
Field Prep: Not Specified

Sample Depth:

| Parameter | Result | Qualifier | Units | RL | MDL | Dilution Factor |
|---|---|---|---|---|---|---|

Semivolatile Organics by GC/MS-SIM - Westborough Lab

| Surrogate | % Recovery | Qualifier | Acceptance Criteria |
|---|---|---|---|
| 2-Fluorophenol | 54 | | 21-120 |
| Phenol-d6 | 47 | | 10-120 |
| Nitrobenzene-d5 | 95 | | 23-120 |
| 2-Fluorobiphenyl | 84 | | 15-120 |
| 2,4,6-Tribromophenol | 101 | | 10-120 |
| 4-Terphenyl-d14 | 87 | | 41-149 |

**Project Name:** 128 N MAIN
**Project Number:** 12166:2B

**Lab Number:** L2226066
**Report Date:** 06/16/22

# Method Blank Analysis
## Batch Quality Control

Analytical Method: 1,8270D-SIM
Analytical Date: 05/25/22 20:05
Analyst: DB

Extraction Method: EPA 3510C
Extraction Date: 05/20/22 11:33

| Parameter | Result | Qualifier | Units | RL | MDL |
|---|---|---|---|---|---|
| 1,4 Dioxane by 8270D-SIM - Mansfield Lab for sample(s): 03 Batch: WG1640957-1 | | | | | |
| 1,4-Dioxane | ND | | ng/l | 150 | 33.9 |

| Surrogate | %Recovery | Qualifier | Acceptance Criteria |
|---|---|---|---|
| 1,4-Dioxane-d8 | 26 | | 15-110 |

**Project Name:** 128 N MAIN
**Project Number:** 12166:2B

**Lab Number:** L2226066
**Report Date:** 06/16/22

# Method Blank Analysis
## Batch Quality Control

Analytical Method: 1,8270D
Analytical Date: 05/23/22 23:50
Analyst: SZ

Extraction Method: EPA 3510C
Extraction Date: 05/22/22 02:08

| Parameter | Result | Qualifier | Units | RL | MDL |
|---|---|---|---|---|---|
| Semivolatile Organics by GC/MS - Westborough Lab for sample(s): 03 Batch: WG1641352-1 | | | | | |
| Acenaphthene | ND | | ug/l | 2.0 | 0.44 |
| 1,2,4-Trichlorobenzene | ND | | ug/l | 5.0 | 0.50 |
| Hexachlorobenzene | ND | | ug/l | 2.0 | 0.46 |
| Bis(2-chloroethyl)ether | ND | | ug/l | 2.0 | 0.50 |
| 2-Chloronaphthalene | ND | | ug/l | 2.0 | 0.44 |
| 1,2-Dichlorobenzene | ND | | ug/l | 2.0 | 0.45 |
| 1,3-Dichlorobenzene | ND | | ug/l | 2.0 | 0.40 |
| 1,4-Dichlorobenzene | ND | | ug/l | 2.0 | 0.43 |
| 3,3'-Dichlorobenzidine | ND | | ug/l | 5.0 | 1.6 |
| 2,4-Dinitrotoluene | ND | | ug/l | 5.0 | 1.2 |
| 2,6-Dinitrotoluene | ND | | ug/l | 5.0 | 0.93 |
| Fluoranthene | ND | | ug/l | 2.0 | 0.26 |
| 4-Chlorophenyl phenyl ether | ND | | ug/l | 2.0 | 0.49 |
| 4-Bromophenyl phenyl ether | ND | | ug/l | 2.0 | 0.38 |
| Bis(2-chloroisopropyl)ether | ND | | ug/l | 2.0 | 0.53 |
| Bis(2-chloroethoxy)methane | ND | | ug/l | 5.0 | 0.50 |
| Hexachlorobutadiene | ND | | ug/l | 2.0 | 0.66 |
| Hexachlorocyclopentadiene | ND | | ug/l | 20 | 0.69 |
| Hexachloroethane | ND | | ug/l | 2.0 | 0.58 |
| Isophorone | ND | | ug/l | 5.0 | 1.2 |
| Naphthalene | ND | | ug/l | 2.0 | 0.46 |
| Nitrobenzene | ND | | ug/l | 2.0 | 0.77 |
| NDPA/DPA | ND | | ug/l | 2.0 | 0.42 |
| n-Nitrosodi-n-propylamine | ND | | ug/l | 5.0 | 0.64 |
| Bis(2-ethylhexyl)phthalate | ND | | ug/l | 3.0 | 1.5 |
| Butyl benzyl phthalate | ND | | ug/l | 5.0 | 1.2 |
| Di-n-butylphthalate | 1.1 | J | ug/l | 5.0 | 0.39 |
| Di-n-octylphthalate | ND | | ug/l | 5.0 | 1.3 |
| Diethyl phthalate | ND | | ug/l | 5.0 | 0.38 |

**Project Name:** 128 N MAIN
**Project Number:** 12166:2B

**Lab Number:** L2226066
**Report Date:** 06/16/22

# Method Blank Analysis
## Batch Quality Control

Analytical Method: 1,8270D
Analytical Date: 05/23/22 23:50
Analyst: SZ

Extraction Method: EPA 3510C
Extraction Date: 05/22/22 02:08

| Parameter | Result | Qualifier | Units | RL | MDL |
|---|---|---|---|---|---|
| Semivolatile Organics by GC/MS - Westborough Lab for sample(s): 03 Batch: WG1641352-1 | | | | | |
| Dimethyl phthalate | ND | | ug/l | 5.0 | 1.8 |
| Benzo(a)anthracene | ND | | ug/l | 2.0 | 0.32 |
| Benzo(a)pyrene | ND | | ug/l | 2.0 | 0.41 |
| Benzo(b)fluoranthene | ND | | ug/l | 2.0 | 0.35 |
| Benzo(k)fluoranthene | ND | | ug/l | 2.0 | 0.37 |
| Chrysene | ND | | ug/l | 2.0 | 0.34 |
| Acenaphthylene | ND | | ug/l | 2.0 | 0.46 |
| Anthracene | ND | | ug/l | 2.0 | 0.33 |
| Benzo(ghi)perylene | ND | | ug/l | 2.0 | 0.30 |
| Fluorene | ND | | ug/l | 2.0 | 0.41 |
| Phenanthrene | ND | | ug/l | 2.0 | 0.33 |
| Dibenzo(a,h)anthracene | ND | | ug/l | 2.0 | 0.32 |
| Indeno(1,2,3-cd)pyrene | ND | | ug/l | 2.0 | 0.40 |
| Pyrene | ND | | ug/l | 2.0 | 0.28 |
| Biphenyl | ND | | ug/l | 2.0 | 0.46 |
| 4-Chloroaniline | ND | | ug/l | 5.0 | 1.1 |
| 2-Nitroaniline | ND | | ug/l | 5.0 | 0.50 |
| 3-Nitroaniline | ND | | ug/l | 5.0 | 0.81 |
| 4-Nitroaniline | ND | | ug/l | 5.0 | 0.80 |
| Dibenzofuran | ND | | ug/l | 2.0 | 0.50 |
| 2-Methylnaphthalene | ND | | ug/l | 2.0 | 0.45 |
| 1,2,4,5-Tetrachlorobenzene | ND | | ug/l | 10 | 0.44 |
| Acetophenone | ND | | ug/l | 5.0 | 0.53 |
| 2,4,6-Trichlorophenol | ND | | ug/l | 5.0 | 0.61 |
| p-Chloro-m-cresol | ND | | ug/l | 2.0 | 0.35 |
| 2-Chlorophenol | ND | | ug/l | 2.0 | 0.48 |
| 2,4-Dichlorophenol | ND | | ug/l | 5.0 | 0.41 |
| 2,4-Dimethylphenol | ND | | ug/l | 5.0 | 1.8 |
| 2-Nitrophenol | ND | | ug/l | 10 | 0.85 |

**Project Name:** 128 N MAIN
**Project Number:** 12166:2B

**Lab Number:** L2226066
**Report Date:** 06/16/22

# Method Blank Analysis
## Batch Quality Control

Analytical Method: 1,8270D
Analytical Date: 05/23/22 23:50
Analyst: SZ

Extraction Method: EPA 3510C
Extraction Date: 05/22/22 02:08

| Parameter | Result | Qualifier | Units | RL | MDL |
|---|---|---|---|---|---|
| Semivolatile Organics by GC/MS - Westborough Lab for sample(s): 03 Batch: WG1641352-1 | | | | | |
| 4-Nitrophenol | ND | | ug/l | 10 | 0.67 |
| 2,4-Dinitrophenol | ND | | ug/l | 20 | 6.6 |
| 4,6-Dinitro-o-cresol | ND | | ug/l | 10 | 1.8 |
| Pentachlorophenol | ND | | ug/l | 10 | 1.8 |
| Phenol | ND | | ug/l | 5.0 | 0.57 |
| 2-Methylphenol | ND | | ug/l | 5.0 | 0.49 |
| 3-Methylphenol/4-Methylphenol | ND | | ug/l | 5.0 | 0.48 |
| 2,4,5-Trichlorophenol | ND | | ug/l | 5.0 | 0.77 |
| Benzoic Acid | ND | | ug/l | 50 | 2.6 |
| Benzyl Alcohol | ND | | ug/l | 2.0 | 0.59 |
| Carbazole | ND | | ug/l | 2.0 | 0.49 |

| Tentatively Identified Compounds | | | |
|---|---|---|---|
| Total TIC Compounds | 21.3 | J | ug/l |
| Unknown | 2.29 | J | ug/l |
| Unknown | 2.00 | J | ug/l |
| Unknown Organic Acid | 15.4 | J | ug/l |
| Unknown | 1.60 | J | ug/l |

**Project Name:** 128 N MAIN
**Project Number:** 12166:2B

**Lab Number:** L2226066
**Report Date:** 06/16/22

# Method Blank Analysis
## Batch Quality Control

Analytical Method: 1,8270D
Analytical Date: 05/23/22 23:50
Analyst: SZ

Extraction Method: EPA 3510C
Extraction Date: 05/22/22 02:08

| Parameter | Result | Qualifier | Units | RL | MDL |
|---|---|---|---|---|---|
| Semivolatile Organics by GC/MS - Westborough Lab for sample(s): 03 Batch: WG1641352-1 | | | | | |

| Surrogate | %Recovery | Qualifier | Acceptance Criteria |
|---|---|---|---|
| 2-Fluorophenol | 56 | | 21-120 |
| Phenol-d6 | 38 | | 10-120 |
| Nitrobenzene-d5 | 90 | | 23-120 |
| 2-Fluorobiphenyl | 75 | | 15-120 |
| 2,4,6-Tribromophenol | 75 | | 10-120 |
| 4-Terphenyl-d14 | 78 | | 41-149 |

**Project Name:** 128 N MAIN
**Project Number:** 12166:2B

**Lab Number:** L2226066
**Report Date:** 06/16/22

# Method Blank Analysis
## Batch Quality Control

Analytical Method: 1,8270D-SIM
Analytical Date: 05/23/22 09:56
Analyst: AH

Extraction Method: EPA 3510C
Extraction Date: 05/22/22 02:10

| Parameter | Result | Qualifier | Units | RL | MDL |
|---|---|---|---|---|---|
| Semivolatile Organics by GC/MS-SIM - Westborough Lab for sample(s): 03 Batch: WG1641353-1 | | | | | |
| Acenaphthene | 0.04 | J | ug/l | 0.10 | 0.01 |
| 2-Chloronaphthalene | ND | | ug/l | 0.20 | 0.02 |
| Fluoranthene | 0.03 | J | ug/l | 0.10 | 0.02 |
| Hexachlorobutadiene | ND | | ug/l | 0.50 | 0.05 |
| Naphthalene | 0.07 | J | ug/l | 0.10 | 0.05 |
| Benzo(a)anthracene | 0.03 | J | ug/l | 0.10 | 0.02 |
| Benzo(a)pyrene | ND | | ug/l | 0.10 | 0.02 |
| Benzo(b)fluoranthene | ND | | ug/l | 0.10 | 0.01 |
| Benzo(k)fluoranthene | ND | | ug/l | 0.10 | 0.01 |
| Chrysene | 0.02 | J | ug/l | 0.10 | 0.01 |
| Acenaphthylene | ND | | ug/l | 0.10 | 0.01 |
| Anthracene | 0.03 | J | ug/l | 0.10 | 0.01 |
| Benzo(ghi)perylene | ND | | ug/l | 0.10 | 0.01 |
| Fluorene | 0.04 | J | ug/l | 0.10 | 0.01 |
| Phenanthrene | 0.09 | J | ug/l | 0.10 | 0.02 |
| Dibenzo(a,h)anthracene | ND | | ug/l | 0.10 | 0.01 |
| Indeno(1,2,3-cd)pyrene | ND | | ug/l | 0.10 | 0.01 |
| Pyrene | ND | | ug/l | 0.10 | 0.02 |
| 2-Methylnaphthalene | 0.05 | J | ug/l | 0.10 | 0.02 |
| Pentachlorophenol | ND | | ug/l | 0.80 | 0.01 |
| Hexachlorobenzene | ND | | ug/l | 0.80 | 0.01 |
| Hexachloroethane | ND | | ug/l | 0.80 | 0.06 |

**Project Name:** 128 N MAIN
**Project Number:** 12166:2B

**Lab Number:** L2226066
**Report Date:** 06/16/22

# Method Blank Analysis
## Batch Quality Control

Analytical Method: 1,8270D-SIM
Analytical Date: 05/23/22 09:56
Analyst: AH

Extraction Method: EPA 3510C
Extraction Date: 05/22/22 02:10

| Parameter | Result | Qualifier | Units | RL | MDL |
|---|---|---|---|---|---|
| Semivolatile Organics by GC/MS-SIM - Westborough Lab for sample(s): 03 Batch: WG1641353-1 | | | | | |

| Surrogate | %Recovery | Qualifier | Acceptance Criteria |
|---|---|---|---|
| 2-Fluorophenol | 56 | | 21-120 |
| Phenol-d6 | 40 | | 10-120 |
| Nitrobenzene-d5 | 89 | | 23-120 |
| 2-Fluorobiphenyl | 85 | | 15-120 |
| 2,4,6-Tribromophenol | 102 | | 10-120 |
| 4-Terphenyl-d14 | 86 | | 41-149 |

**Project Name:** 128 N MAIN
**Project Number:** 12166:2B

**Lab Number:** L2226066
**Report Date:** 06/16/22

# Method Blank Analysis
## Batch Quality Control

Analytical Method: 1,8270D
Analytical Date: 05/23/22 22:08
Analyst: JG

Extraction Method: EPA 3546
Extraction Date: 05/23/22 10:29

| Parameter | Result | Qualifier | Units | RL | MDL |
|---|---|---|---|---|---|
| Semivolatile Organics by GC/MS - Westborough Lab for sample(s): 01-02 Batch: WG1641681-1 | | | | | |
| Acenaphthene | ND | | ug/kg | 130 | 17. |
| 1,2,4-Trichlorobenzene | ND | | ug/kg | 160 | 19. |
| Hexachlorobenzene | ND | | ug/kg | 99 | 18. |
| Bis(2-chloroethyl)ether | ND | | ug/kg | 150 | 22. |
| 2-Chloronaphthalene | ND | | ug/kg | 160 | 16. |
| 1,2-Dichlorobenzene | ND | | ug/kg | 160 | 30. |
| 1,3-Dichlorobenzene | ND | | ug/kg | 160 | 28. |
| 1,4-Dichlorobenzene | ND | | ug/kg | 160 | 29. |
| 3,3'-Dichlorobenzidine | ND | | ug/kg | 160 | 44. |
| 2,4-Dinitrotoluene | ND | | ug/kg | 160 | 33. |
| 2,6-Dinitrotoluene | ND | | ug/kg | 160 | 28. |
| Fluoranthene | ND | | ug/kg | 99 | 19. |
| 4-Chlorophenyl phenyl ether | ND | | ug/kg | 160 | 18. |
| 4-Bromophenyl phenyl ether | ND | | ug/kg | 160 | 25. |
| Bis(2-chloroisopropyl)ether | ND | | ug/kg | 200 | 28. |
| Bis(2-chloroethoxy)methane | ND | | ug/kg | 180 | 16. |
| Hexachlorobutadiene | ND | | ug/kg | 160 | 24. |
| Hexachlorocyclopentadiene | ND | | ug/kg | 470 | 150 |
| Hexachloroethane | ND | | ug/kg | 130 | 27. |
| Isophorone | ND | | ug/kg | 150 | 21. |
| Naphthalene | ND | | ug/kg | 160 | 20. |
| Nitrobenzene | ND | | ug/kg | 150 | 24. |
| NDPA/DPA | ND | | ug/kg | 130 | 19. |
| n-Nitrosodi-n-propylamine | ND | | ug/kg | 160 | 25. |
| Bis(2-ethylhexyl)phthalate | ND | | ug/kg | 160 | 57. |
| Butyl benzyl phthalate | ND | | ug/kg | 160 | 42. |
| Di-n-butylphthalate | ND | | ug/kg | 160 | 31. |
| Di-n-octylphthalate | ND | | ug/kg | 160 | 56. |
| Diethyl phthalate | ND | | ug/kg | 160 | 15. |

**Project Name:** 128 N MAIN
**Project Number:** 12166:2B

**Lab Number:** L2226066
**Report Date:** 06/16/22

# Method Blank Analysis
## Batch Quality Control

Analytical Method: 1,8270D
Analytical Date: 05/23/22 22:08
Analyst: JG

Extraction Method: EPA 3546
Extraction Date: 05/23/22 10:29

| Parameter | Result | Qualifier | Units | RL | MDL |
|---|---|---|---|---|---|
| Semivolatile Organics by GC/MS - Westborough Lab for sample(s): 01-02 Batch: WG1641681-1 | | | | | |
| Dimethyl phthalate | ND | | ug/kg | 160 | 35. |
| Benzo(a)anthracene | ND | | ug/kg | 99 | 18. |
| Benzo(a)pyrene | ND | | ug/kg | 130 | 40. |
| Benzo(b)fluoranthene | ND | | ug/kg | 99 | 28. |
| Benzo(k)fluoranthene | ND | | ug/kg | 99 | 26. |
| Chrysene | ND | | ug/kg | 99 | 17. |
| Acenaphthylene | ND | | ug/kg | 130 | 25. |
| Anthracene | ND | | ug/kg | 99 | 32. |
| Benzo(ghi)perylene | ND | | ug/kg | 130 | 19. |
| Fluorene | ND | | ug/kg | 160 | 16. |
| Phenanthrene | ND | | ug/kg | 99 | 20. |
| Dibenzo(a,h)anthracene | ND | | ug/kg | 99 | 19. |
| Indeno(1,2,3-cd)pyrene | ND | | ug/kg | 130 | 23. |
| Pyrene | ND | | ug/kg | 99 | 16. |
| Biphenyl | ND | | ug/kg | 380 | 21. |
| 4-Chloroaniline | ND | | ug/kg | 160 | 30. |
| 2-Nitroaniline | ND | | ug/kg | 160 | 32. |
| 3-Nitroaniline | ND | | ug/kg | 160 | 31. |
| 4-Nitroaniline | ND | | ug/kg | 160 | 68. |
| Dibenzofuran | ND | | ug/kg | 160 | 16. |
| 2-Methylnaphthalene | ND | | ug/kg | 200 | 20. |
| 1,2,4,5-Tetrachlorobenzene | ND | | ug/kg | 160 | 17. |
| Acetophenone | ND | | ug/kg | 160 | 20. |
| 2,4,6-Trichlorophenol | ND | | ug/kg | 99 | 31. |
| p-Chloro-m-cresol | ND | | ug/kg | 160 | 24. |
| 2-Chlorophenol | ND | | ug/kg | 160 | 19. |
| 2,4-Dichlorophenol | ND | | ug/kg | 150 | 26. |
| 2,4-Dimethylphenol | ND | | ug/kg | 160 | 54. |
| 2-Nitrophenol | ND | | ug/kg | 360 | 62. |

**Project Name:** 128 N MAIN
**Project Number:** 12166:2B

**Lab Number:** L2226066
**Report Date:** 06/16/22

# Method Blank Analysis
## Batch Quality Control

Analytical Method: 1,8270D
Analytical Date: 05/23/22 22:08
Analyst: JG

Extraction Method: EPA 3546
Extraction Date: 05/23/22 10:29

| Parameter | Result | Qualifier | Units | RL | MDL |
|---|---|---|---|---|---|
| Semivolatile Organics by GC/MS - Westborough Lab for sample(s): 01-02 Batch: WG1641681-1 | | | | | |
| 4-Nitrophenol | ND | | ug/kg | 230 | 67. |
| 2,4-Dinitrophenol | ND | | ug/kg | 790 | 77. |
| 4,6-Dinitro-o-cresol | ND | | ug/kg | 430 | 79. |
| Pentachlorophenol | ND | | ug/kg | 130 | 36. |
| Phenol | ND | | ug/kg | 160 | 25. |
| 2-Methylphenol | ND | | ug/kg | 160 | 26. |
| 3-Methylphenol/4-Methylphenol | ND | | ug/kg | 240 | 26. |
| 2,4,5-Trichlorophenol | ND | | ug/kg | 160 | 32. |
| Benzoic Acid | ND | | ug/kg | 530 | 170 |
| Benzyl Alcohol | ND | | ug/kg | 160 | 50. |
| Carbazole | ND | | ug/kg | 160 | 16. |
| 1,4-Dioxane | ND | | ug/kg | 25 | 7.6 |

Tentatively Identified Compounds

| | | |
|---|---|---|
| No Tentatively Identified Compounds | ND | ug/kg |

| Surrogate | %Recovery | Qualifier | Acceptance Criteria |
|---|---|---|---|
| 2-Fluorophenol | 63 | | 25-120 |
| Phenol-d6 | 64 | | 10-120 |
| Nitrobenzene-d5 | 54 | | 23-120 |
| 2-Fluorobiphenyl | 68 | | 30-120 |
| 2,4,6-Tribromophenol | 73 | | 10-136 |
| 4-Terphenyl-d14 | 69 | | 18-120 |

**Project Name:** 128 N MAIN
**Project Number:** 12166:2B

**Lab Number:** L2226066
**Report Date:** 06/16/22

# Method Blank Analysis
## Batch Quality Control

Analytical Method: 134,LCMSMS-ID
Analytical Date: 06/04/22 21:01
Analyst: MP

Extraction Method: ALPHA 23528
Extraction Date: 05/29/22 10:00

| Parameter | Result | Qualifier | Units | RL | MDL |
|---|---|---|---|---|---|
| Perfluorinated Alkyl Acids by Isotope Dilution - Mansfield Lab for sample(s): 03 Batch: WG1644232-1 | | | | | |
| Perfluorobutanoic Acid (PFBA) | ND | | ng/l | 2.00 | 0.408 |
| Perfluoropentanoic Acid (PFPeA) | ND | | ng/l | 2.00 | 0.396 |
| Perfluorobutanesulfonic Acid (PFBS) | ND | | ng/l | 2.00 | 0.238 |
| Perfluorohexanoic Acid (PFHxA) | ND | | ng/l | 2.00 | 0.328 |
| Perfluoroheptanoic Acid (PFHpA) | ND | | ng/l | 2.00 | 0.225 |
| Perfluorohexanesulfonic Acid (PFHxS) | ND | | ng/l | 2.00 | 0.376 |
| Perfluorooctanoic Acid (PFOA) | ND | | ng/l | 2.00 | 0.236 |
| 1H,1H,2H,2H-Perfluorooctanesulfonic Acid (6:2FTS) | ND | | ng/l | 2.00 | 1.33 |
| Perfluoroheptanesulfonic Acid (PFHpS) | ND | | ng/l | 2.00 | 0.688 |
| Perfluorononanoic Acid (PFNA) | ND | | ng/l | 2.00 | 0.312 |
| Perfluorooctanesulfonic Acid (PFOS) | ND | | ng/l | 2.00 | 0.504 |
| Perfluorodecanoic Acid (PFDA) | ND | | ng/l | 2.00 | 0.304 |
| 1H,1H,2H,2H-Perfluorodecanesulfonic Acid (8:2FTS) | ND | | ng/l | 2.00 | 1.21 |
| N-Methyl Perfluorooctanesulfonamidoacetic Acid (NMeFOSAA) | ND | | ng/l | 2.00 | 0.648 |
| Perfluoroundecanoic Acid (PFUnA) | ND | | ng/l | 2.00 | 0.260 |
| Perfluorodecanesulfonic Acid (PFDS) | ND | | ng/l | 2.00 | 0.980 |
| Perfluorooctanesulfonamide (FOSA) | ND | | ng/l | 2.00 | 0.580 |
| N-Ethyl Perfluorooctanesulfonamidoacetic Acid (NEtFOSAA) | ND | | ng/l | 2.00 | 0.804 |
| Perfluorododecanoic Acid (PFDoA) | ND | | ng/l | 2.00 | 0.372 |
| Perfluorotridecanoic Acid (PFTrDA) | ND | | ng/l | 2.00 | 0.327 |
| Perfluorotetradecanoic Acid (PFTA) | ND | | ng/l | 2.00 | 0.248 |
| PFOA/PFOS, Total | ND | | ng/l | 2.00 | 0.236 |

**Project Name:** 128 N MAIN
**Project Number:** 12166:2B

**Lab Number:** L2226066
**Report Date:** 06/16/22

# Method Blank Analysis
## Batch Quality Control

Analytical Method: 134,LCMSMS-ID
Analytical Date: 06/04/22 21:01
Analyst: MP

Extraction Method: ALPHA 23528
Extraction Date: 05/29/22 10:00

| Parameter | Result | Qualifier | Units | RL | MDL |
|---|---|---|---|---|---|
| Perfluorinated Alkyl Acids by Isotope Dilution - Mansfield Lab for sample(s): 03 Batch: WG1644232-1 | | | | | |

| Surrogate (Extracted Internal Standard) | %Recovery | Qualifier | Acceptance Criteria |
|---|---|---|---|
| Perfluoro[13C4]Butanoic Acid (MPFBA) | 101 | | 58-132 |
| Perfluoro[13C5]Pentanoic Acid (M5PFPEA) | 115 | | 62-163 |
| Perfluoro[2,3,4-13C3]Butanesulfonic Acid (M3PFBS) | 103 | | 70-131 |
| Perfluoro[1,2,3,4,6-13C5]Hexanoic Acid (M5PFHxA) | 99 | | 57-129 |
| Perfluoro[1,2,3,4-13C4]Heptanoic Acid (M4PFHpA) | 101 | | 60-129 |
| Perfluoro[1,2,3-13C3]Hexanesulfonic Acid (M3PFHxS) | 101 | | 71-134 |
| Perfluoro[13C8]Octanoic Acid (M8PFOA) | 101 | | 62-129 |
| 1H,1H,2H,2H-Perfluoro[1,2-13C2]Octanesulfonic Acid (M2-6:2FTS) | 105 | | 14-147 |
| Perfluoro[13C9]Nonanoic Acid (M9PFNA) | 99 | | 59-139 |
| Perfluoro[13C8]Octanesulfonic Acid (M8PFOS) | 98 | | 69-131 |
| Perfluoro[1,2,3,4,5,6-13C6]Decanoic Acid (M6PFDA) | 103 | | 62-124 |
| 1H,1H,2H,2H-Perfluoro[1,2-13C2]Decanesulfonic Acid (M2-8:2FTS) | 106 | | 10-162 |
| N-Deuteriomethylperfluoro-1-octanesulfonamidoacetic Acid (d3-NMeFOSAA) | 83 | | 24-116 |
| Perfluoro[1,2,3,4,5,6,7-13C7]Undecanoic Acid (M7-PFUDA) | 114 | | 55-137 |
| Perfluoro[13C8]Octanesulfonamide (M8FOSA) | 53 | | 10-112 |
| N-Deuterioethylperfluoro-1-octanesulfonamidoacetic Acid (d5-NEtFOSAA) | 88 | | 27-126 |
| Perfluoro[1,2-13C2]Dodecanoic Acid (MPFDOA) | 104 | | 48-131 |
| Perfluoro[1,2-13C2]Tetradecanoic Acid (M2PFTEDA) | 85 | | 22-136 |

**Project Name:** 128 N MAIN
**Project Number:** 12166:2B

**Lab Number:** L2226066
**Report Date:** 06/16/22

# Method Blank Analysis
## Batch Quality Control

Analytical Method: 134,LCMSMS-ID
Analytical Date: 06/11/22 07:42
Analyst: SG

Extraction Method: ALPHA 23528
Extraction Date: 05/29/22 10:00

| Parameter | Result | Qualifier | Units | RL | MDL |
|---|---|---|---|---|---|
| Perfluorinated Alkyl Acids by Isotope Dilution - Mansfield Lab for sample(s): 03 Batch: WG1644232-1 | | | | | |
| Perfluorooctanesulfonamide (FOSA) | ND | | ng/l | 2.00 | 0.580 |

| Surrogate (Extracted Internal Standard) | %Recovery | Qualifier | Acceptance Criteria |
|---|---|---|---|
| Perfluoro[13C8]Octanesulfonamide (M8FOSA) | 91 | | 10-112 |

# Lab Control Sample Analysis
## Batch Quality Control

**Project Name:** 128 N MAIN
**Project Number:** 12166:2B

**Lab Number:** L2226066
**Report Date:** 06/16/22

| Parameter | LCS %Recovery | Qual | LCSD %Recovery | Qual | %Recovery Limits | RPD | Qual | RPD Limits |
|---|---|---|---|---|---|---|---|---|
| 1,4 Dioxane by 8270D-SIM - Mansfield Lab Associated sample(s): 03 Batch: WG1640957-2 WG1640957-3 | | | | | | | | |
| 1,4-Dioxane | 129 | | 132 | | 40-140 | 2 | | 30 |

| Surrogate | LCS %Recovery | Qual | LCSD %Recovery | Qual | Acceptance Criteria |
|---|---|---|---|---|---|
| 1,4-Dioxane-d8 | 28 | | 27 | | 15-110 |

# Lab Control Sample Analysis
## Batch Quality Control

**Project Name:** 128 N MAIN
**Project Number:** 12166:2B

**Lab Number:** L2226066
**Report Date:** 06/16/22

| Parameter | LCS %Recovery | Qual | LCSD %Recovery | Qual | %Recovery Limits | RPD | Qual | RPD Limits |
|---|---|---|---|---|---|---|---|---|
| Semivolatile Organics by GC/MS - Westborough Lab Associated sample(s): 03 Batch: WG1641352-2 WG1641352-3 | | | | | | | | |
| Acenaphthene | 76 | | 66 | | 37-111 | 14 | | 30 |
| 1,2,4-Trichlorobenzene | 76 | | 61 | | 39-98 | 22 | | 30 |
| Hexachlorobenzene | 72 | | 73 | | 40-140 | 1 | | 30 |
| Bis(2-chloroethyl)ether | 75 | | 67 | | 40-140 | 11 | | 30 |
| 2-Chloronaphthalene | 71 | | 65 | | 40-140 | 9 | | 30 |
| 1,2-Dichlorobenzene | 73 | | 67 | | 40-140 | 9 | | 30 |
| 1,3-Dichlorobenzene | 75 | | 68 | | 40-140 | 10 | | 30 |
| 1,4-Dichlorobenzene | 74 | | 69 | | 36-97 | 7 | | 30 |
| 3,3'-Dichlorobenzidine | 53 | | 62 | | 40-140 | 16 | | 30 |
| 2,4-Dinitrotoluene | 88 | | 90 | | 48-143 | 2 | | 30 |
| 2,6-Dinitrotoluene | 80 | | 78 | | 40-140 | 3 | | 30 |
| Fluoranthene | 73 | | 69 | | 40-140 | 6 | | 30 |
| 4-Chlorophenyl phenyl ether | 72 | | 78 | | 40-140 | 8 | | 30 |
| 4-Bromophenyl phenyl ether | 69 | | 73 | | 40-140 | 6 | | 30 |
| Bis(2-chloroisopropyl)ether | 89 | | 75 | | 40-140 | 17 | | 30 |
| Bis(2-chloroethoxy)methane | 71 | | 57 | | 40-140 | 22 | | 30 |
| Hexachlorobutadiene | 71 | | 68 | | 40-140 | 4 | | 30 |
| Hexachlorocyclopentadiene | 70 | | 67 | | 40-140 | 4 | | 30 |
| Hexachloroethane | 73 | | 69 | | 40-140 | 6 | | 30 |
| Isophorone | 68 | | 55 | | 40-140 | 21 | | 30 |
| Naphthalene | 74 | | 68 | | 40-140 | 8 | | 30 |
| Nitrobenzene | 91 | | 78 | | 40-140 | 15 | | 30 |
| NDPA/DPA | 64 | | 78 | | 40-140 | 20 | | 30 |

# Lab Control Sample Analysis
## Batch Quality Control

**Project Name:** 128 N MAIN
**Project Number:** 12166:2B

**Lab Number:** L2226066
**Report Date:** 06/16/22

| Parameter | LCS %Recovery | Qual | LCSD %Recovery | Qual | %Recovery Limits | RPD | Qual | RPD Limits |
|---|---|---|---|---|---|---|---|---|
| Semivolatile Organics by GC/MS - Westborough Lab Associated sample(s): 03 Batch: WG1641352-2 WG1641352-3 | | | | | | | | |
| n-Nitrosodi-n-propylamine | 73 | | 66 | | 29-132 | 10 | | 30 |
| Bis(2-ethylhexyl)phthalate | 79 | | 73 | | 40-140 | 8 | | 30 |
| Butyl benzyl phthalate | 76 | | 61 | | 40-140 | 22 | | 30 |
| Di-n-butylphthalate | 74 | | 70 | | 40-140 | 6 | | 30 |
| Di-n-octylphthalate | 78 | | 72 | | 40-140 | 8 | | 30 |
| Diethyl phthalate | 74 | | 77 | | 40-140 | 4 | | 30 |
| Dimethyl phthalate | 69 | | 66 | | 40-140 | 4 | | 30 |
| Benzo(a)anthracene | 76 | | 73 | | 40-140 | 4 | | 30 |
| Benzo(a)pyrene | 77 | | 78 | | 40-140 | 1 | | 30 |
| Benzo(b)fluoranthene | 77 | | 81 | | 40-140 | 5 | | 30 |
| Benzo(k)fluoranthene | 80 | | 74 | | 40-140 | 8 | | 30 |
| Chrysene | 78 | | 75 | | 40-140 | 4 | | 30 |
| Acenaphthylene | 68 | | 64 | | 45-123 | 6 | | 30 |
| Anthracene | 73 | | 71 | | 40-140 | 3 | | 30 |
| Benzo(ghi)perylene | 76 | | 78 | | 40-140 | 3 | | 30 |
| Fluorene | 75 | | 76 | | 40-140 | 1 | | 30 |
| Phenanthrene | 75 | | 70 | | 40-140 | 7 | | 30 |
| Dibenzo(a,h)anthracene | 76 | | 76 | | 40-140 | 0 | | 30 |
| Indeno(1,2,3-cd)pyrene | 80 | | 79 | | 40-140 | 1 | | 30 |
| Pyrene | 70 | | 67 | | 26-127 | 4 | | 30 |
| Biphenyl | 71 | | 68 | | 40-140 | 4 | | 30 |
| 4-Chloroaniline | 58 | | 44 | | 40-140 | 27 | | 30 |
| 2-Nitroaniline | 84 | | 83 | | 52-143 | 1 | | 30 |

# Lab Control Sample Analysis
## Batch Quality Control

**Project Name:** 128 N MAIN
**Project Number:** 12166:2B

**Lab Number:** L2226066
**Report Date:** 06/16/22

| Parameter | LCS %Recovery | Qual | LCSD %Recovery | Qual | %Recovery Limits | RPD | Qual | RPD Limits |
|---|---|---|---|---|---|---|---|---|
| Semivolatile Organics by GC/MS - Westborough Lab Associated sample(s): 03 Batch: WG1641352-2 WG1641352-3 | | | | | | | | |
| 3-Nitroaniline | 75 | | 71 | | 25-145 | 5 | | 30 |
| 4-Nitroaniline | 82 | | 82 | | 51-143 | 0 | | 30 |
| Dibenzofuran | 74 | | 78 | | 40-140 | 5 | | 30 |
| 2-Methylnaphthalene | 69 | | 68 | | 40-140 | 1 | | 30 |
| 1,2,4,5-Tetrachlorobenzene | 72 | | 68 | | 2-134 | 6 | | 30 |
| Acetophenone | 75 | | 67 | | 39-129 | 11 | | 30 |
| 2,4,6-Trichlorophenol | 75 | | 75 | | 30-130 | 0 | | 30 |
| p-Chloro-m-cresol | 75 | | 75 | | 23-97 | 0 | | 30 |
| 2-Chlorophenol | 77 | | 68 | | 27-123 | 12 | | 30 |
| 2,4-Dichlorophenol | 79 | | 65 | | 30-130 | 19 | | 30 |
| 2,4-Dimethylphenol | 60 | | 59 | | 30-130 | 2 | | 30 |
| 2-Nitrophenol | 92 | | 79 | | 30-130 | 15 | | 30 |
| 4-Nitrophenol | **81** | Q | **90** | Q | 10-80 | 11 | | 30 |
| 2,4-Dinitrophenol | 116 | | 112 | | 20-130 | 4 | | 30 |
| 4,6-Dinitro-o-cresol | 110 | | 110 | | 20-164 | 0 | | 30 |
| Pentachlorophenol | 79 | | 81 | | 9-103 | 3 | | 30 |
| Phenol | 54 | | 51 | | 12-110 | 6 | | 30 |
| 2-Methylphenol | 68 | | 62 | | 30-130 | 9 | | 30 |
| 3-Methylphenol/4-Methylphenol | 71 | | 68 | | 30-130 | 4 | | 30 |
| 2,4,5-Trichlorophenol | 73 | | 71 | | 30-130 | 3 | | 30 |
| Benzoic Acid | 79 | | 64 | | 10-164 | 21 | | 30 |
| Benzyl Alcohol | 74 | | 65 | | 26-116 | 13 | | 30 |
| Carbazole | 76 | | 72 | | 55-144 | 5 | | 30 |

# Lab Control Sample Analysis

## Batch Quality Control

**Project Name:** 128 N MAIN

**Project Number:** 12166:2B

**Lab Number:** L2226066

**Report Date:** 06/16/22

| Parameter | LCS %Recovery | Qual | LCSD %Recovery | Qual | %Recovery Limits | RPD | Qual | RPD Limits |
|---|---|---|---|---|---|---|---|---|
| Semivolatile Organics by GC/MS - Westborough Lab Associated sample(s): 03 Batch: WG1641352-2 WG1641352-3 | | | | | | | | |

| Surrogate | LCS %Recovery | Qual | LCSD %Recovery | Qual | Acceptance Criteria |
|---|---|---|---|---|---|
| 2-Fluorophenol | 65 | | 63 | | 21-120 |
| Phenol-d6 | 53 | | 47 | | 10-120 |
| Nitrobenzene-d5 | 87 | | 78 | | 23-120 |
| 2-Fluorobiphenyl | 67 | | 64 | | 15-120 |
| 2,4,6-Tribromophenol | 79 | | 89 | | 10-120 |
| 4-Terphenyl-d14 | 69 | | 64 | | 41-149 |

# Lab Control Sample Analysis
## Batch Quality Control

**Project Name:** 128 N MAIN
**Project Number:** 12166:2B

**Lab Number:** L2226066
**Report Date:** 06/16/22

| Parameter | LCS %Recovery | Qual | LCSD %Recovery | Qual | %Recovery Limits | RPD | Qual | RPD Limits |
|---|---|---|---|---|---|---|---|---|
| Semivolatile Organics by GC/MS-SIM - Westborough Lab Associated sample(s): 03 Batch: WG1641353-2 WG1641353-3 | | | | | | | | |
| Acenaphthene | 81 | | 73 | | 40-140 | 10 | | 40 |
| 2-Chloronaphthalene | 81 | | 74 | | 40-140 | 9 | | 40 |
| Fluoranthene | 80 | | 73 | | 40-140 | 9 | | 40 |
| Hexachlorobutadiene | 77 | | 68 | | 40-140 | 12 | | 40 |
| Naphthalene | 80 | | 72 | | 40-140 | 11 | | 40 |
| Benzo(a)anthracene | 80 | | 70 | | 40-140 | 13 | | 40 |
| Benzo(a)pyrene | 68 | | 65 | | 40-140 | 5 | | 40 |
| Benzo(b)fluoranthene | 86 | | 75 | | 40-140 | 14 | | 40 |
| Benzo(k)fluoranthene | 85 | | 79 | | 40-140 | 7 | | 40 |
| Chrysene | 82 | | 72 | | 40-140 | 13 | | 40 |
| Acenaphthylene | 75 | | 70 | | 40-140 | 7 | | 40 |
| Anthracene | 79 | | 72 | | 40-140 | 9 | | 40 |
| Benzo(ghi)perylene | 81 | | 69 | | 40-140 | 16 | | 40 |
| Fluorene | 82 | | 74 | | 40-140 | 10 | | 40 |
| Phenanthrene | 81 | | 73 | | 40-140 | 10 | | 40 |
| Dibenzo(a,h)anthracene | 86 | | 74 | | 40-140 | 15 | | 40 |
| Indeno(1,2,3-cd)pyrene | 86 | | 72 | | 40-140 | 18 | | 40 |
| Pyrene | 82 | | 74 | | 40-140 | 10 | | 40 |
| 2-Methylnaphthalene | 80 | | 74 | | 40-140 | 8 | | 40 |
| Pentachlorophenol | 70 | | 64 | | 40-140 | 9 | | 40 |
| Hexachlorobenzene | 86 | | 81 | | 40-140 | 6 | | 40 |
| Hexachloroethane | 78 | | 70 | | 40-140 | 11 | | 40 |

# Lab Control Sample Analysis
## Batch Quality Control

**Project Name:** 128 N MAIN
**Project Number:** 12166:2B

**Lab Number:** L2226066
**Report Date:** 06/16/22

| Parameter | LCS %Recovery | Qual | LCSD %Recovery | Qual | %Recovery Limits | RPD | Qual | RPD Limits |
|---|---|---|---|---|---|---|---|---|
| Semivolatile Organics by GC/MS-SIM - Westborough Lab Associated sample(s): 03 Batch: WG1641353-2 WG1641353-3 | | | | | | | | |

| Surrogate | LCS %Recovery | Qual | LCSD %Recovery | Qual | Acceptance Criteria |
|---|---|---|---|---|---|
| 2-Fluorophenol | 58 | | 58 | | 21-120 |
| Phenol-d6 | 46 | | 46 | | 10-120 |
| Nitrobenzene-d5 | 82 | | 75 | | 23-120 |
| 2-Fluorobiphenyl | 78 | | 70 | | 15-120 |
| 2,4,6-Tribromophenol | 102 | | 91 | | 10-120 |
| 4-Terphenyl-d14 | 81 | | 72 | | 41-149 |

# Lab Control Sample Analysis
## Batch Quality Control

**Project Name:** 128 N MAIN
**Project Number:** 12166:2B
**Lab Number:** L2226066
**Report Date:** 06/16/22

| Parameter | LCS %Recovery | Qual | LCSD %Recovery | Qual | %Recovery Limits | RPD | Qual | RPD Limits |
|---|---|---|---|---|---|---|---|---|
| Semivolatile Organics by GC/MS - Westborough Lab Associated sample(s): 01-02 Batch: WG1641681-2 WG1641681-3 | | | | | | | | |
| Acenaphthene | 67 | | 81 | | 31-137 | 19 | | 50 |
| 1,2,4-Trichlorobenzene | 67 | | 77 | | 38-107 | 14 | | 50 |
| Hexachlorobenzene | 68 | | 82 | | 40-140 | 19 | | 50 |
| Bis(2-chloroethyl)ether | 61 | | 70 | | 40-140 | 14 | | 50 |
| 2-Chloronaphthalene | 67 | | 81 | | 40-140 | 19 | | 50 |
| 1,2-Dichlorobenzene | 63 | | 74 | | 40-140 | 16 | | 50 |
| 1,3-Dichlorobenzene | 63 | | 73 | | 40-140 | 15 | | 50 |
| 1,4-Dichlorobenzene | 62 | | 72 | | 28-104 | 15 | | 50 |
| 3,3'-Dichlorobenzidine | 56 | | 70 | | 40-140 | 22 | | 50 |
| 2,4-Dinitrotoluene | 68 | | 81 | | 40-132 | 17 | | 50 |
| 2,6-Dinitrotoluene | 71 | | 87 | | 40-140 | 20 | | 50 |
| Fluoranthene | 69 | | 80 | | 40-140 | 15 | | 50 |
| 4-Chlorophenyl phenyl ether | 66 | | 82 | | 40-140 | 22 | | 50 |
| 4-Bromophenyl phenyl ether | 70 | | 84 | | 40-140 | 18 | | 50 |
| Bis(2-chloroisopropyl)ether | 63 | | 74 | | 40-140 | 16 | | 50 |
| Bis(2-chloroethoxy)methane | 63 | | 76 | | 40-117 | 19 | | 50 |
| Hexachlorobutadiene | 66 | | 74 | | 40-140 | 11 | | 50 |
| Hexachlorocyclopentadiene | 70 | | 82 | | 40-140 | 16 | | 50 |
| Hexachloroethane | 58 | | 68 | | 40-140 | 16 | | 50 |
| Isophorone | 59 | | 71 | | 40-140 | 18 | | 50 |
| Naphthalene | 65 | | 75 | | 40-140 | 14 | | 50 |
| Nitrobenzene | 62 | | 71 | | 40-140 | 14 | | 50 |
| NDPA/DPA | 70 | | 86 | | 36-157 | 21 | | 50 |

# Lab Control Sample Analysis
## Batch Quality Control

**Project Name:** 128 N MAIN
**Project Number:** 12166:2B
**Lab Number:** L2226066
**Report Date:** 06/16/22

| Parameter | LCS %Recovery | Qual | LCSD %Recovery | Qual | %Recovery Limits | RPD | Qual | RPD Limits |
|---|---|---|---|---|---|---|---|---|
| Semivolatile Organics by GC/MS - Westborough Lab Associated sample(s): 01-02 Batch: WG1641681-2 WG1641681-3 | | | | | | | | |
| n-Nitrosodi-n-propylamine | 60 | | 71 | | 32-121 | 17 | | 50 |
| Bis(2-ethylhexyl)phthalate | 72 | | 85 | | 40-140 | 17 | | 50 |
| Butyl benzyl phthalate | 64 | | 74 | | 40-140 | 14 | | 50 |
| Di-n-butylphthalate | 68 | | 81 | | 40-140 | 17 | | 50 |
| Di-n-octylphthalate | 68 | | 82 | | 40-140 | 19 | | 50 |
| Diethyl phthalate | 66 | | 79 | | 40-140 | 18 | | 50 |
| Dimethyl phthalate | 70 | | 85 | | 40-140 | 19 | | 50 |
| Benzo(a)anthracene | 70 | | 82 | | 40-140 | 16 | | 50 |
| Benzo(a)pyrene | 74 | | 88 | | 40-140 | 17 | | 50 |
| Benzo(b)fluoranthene | 67 | | 77 | | 40-140 | 14 | | 50 |
| Benzo(k)fluoranthene | 69 | | 81 | | 40-140 | 16 | | 50 |
| Chrysene | 68 | | 80 | | 40-140 | 16 | | 50 |
| Acenaphthylene | 74 | | 88 | | 40-140 | 17 | | 50 |
| Anthracene | 68 | | 81 | | 40-140 | 17 | | 50 |
| Benzo(ghi)perylene | 65 | | 79 | | 40-140 | 19 | | 50 |
| Fluorene | 68 | | 83 | | 40-140 | 20 | | 50 |
| Phenanthrene | 67 | | 80 | | 40-140 | 18 | | 50 |
| Dibenzo(a,h)anthracene | 66 | | 81 | | 40-140 | 20 | | 50 |
| Indeno(1,2,3-cd)pyrene | 71 | | 88 | | 40-140 | 21 | | 50 |
| Pyrene | 68 | | 79 | | 35-142 | 15 | | 50 |
| Biphenyl | 69 | | 82 | | 37-127 | 17 | | 50 |
| 4-Chloroaniline | 52 | | 65 | | 40-140 | 22 | | 50 |
| 2-Nitroaniline | 70 | | 82 | | 47-134 | 16 | | 50 |

# Lab Control Sample Analysis
## Batch Quality Control

**Project Name:** 128 N MAIN
**Project Number:** 12166:2B

**Lab Number:** L2226066
**Report Date:** 06/16/22

| Parameter | LCS %Recovery | Qual | LCSD %Recovery | Qual | %Recovery Limits | RPD | Qual | RPD Limits |
|---|---|---|---|---|---|---|---|---|
| Semivolatile Organics by GC/MS - Westborough Lab Associated sample(s): 01-02 Batch: WG1641681-2 WG1641681-3 | | | | | | | | |
| 3-Nitroaniline | 58 | | 72 | | 26-129 | 22 | | 50 |
| 4-Nitroaniline | 65 | | 80 | | 41-125 | 21 | | 50 |
| Dibenzofuran | 69 | | 84 | | 40-140 | 20 | | 50 |
| 2-Methylnaphthalene | 68 | | 79 | | 40-140 | 15 | | 50 |
| 1,2,4,5-Tetrachlorobenzene | 69 | | 80 | | 40-117 | 15 | | 50 |
| Acetophenone | 62 | | 72 | | 14-144 | 15 | | 50 |
| 2,4,6-Trichlorophenol | 74 | | 87 | | 30-130 | 16 | | 50 |
| p-Chloro-m-cresol | 68 | | 81 | | 26-103 | 17 | | 50 |
| 2-Chlorophenol | 68 | | 81 | | 25-102 | 17 | | 50 |
| 2,4-Dichlorophenol | 71 | | 88 | | 30-130 | 21 | | 50 |
| 2,4-Dimethylphenol | 65 | | 79 | | 30-130 | 19 | | 50 |
| 2-Nitrophenol | 66 | | 76 | | 30-130 | 14 | | 50 |
| 4-Nitrophenol | 58 | | 71 | | 11-114 | 20 | | 50 |
| 2,4-Dinitrophenol | 59 | | 74 | | 4-130 | 23 | | 50 |
| 4,6-Dinitro-o-cresol | 67 | | 80 | | 10-130 | 18 | | 50 |
| Pentachlorophenol | 63 | | 79 | | 17-109 | 23 | | 50 |
| Phenol | 66 | | 78 | | 26-90 | 17 | | 50 |
| 2-Methylphenol | 68 | | 82 | | 30-130. | 19 | | 50 |
| 3-Methylphenol/4-Methylphenol | 68 | | 81 | | 30-130 | 17 | | 50 |
| 2,4,5-Trichlorophenol | 73 | | 85 | | 30-130 | 15 | | 50 |
| Benzoic Acid | 31 | | 42 | | 10-110 | 30 | | 50 |
| Benzyl Alcohol | 64 | | 75 | | 40-140 | 16 | | 50 |
| Carbazole | 68 | | 80 | | 54-128 | 16 | | 50 |

# Lab Control Sample Analysis
## Batch Quality Control

**Project Name:** 128 N MAIN
**Project Number:** 12166:2B

**Lab Number:** L2226066
**Report Date:** 06/16/22

| Parameter | LCS %Recovery | Qual | LCSD %Recovery | Qual | %Recovery Limits | RPD | Qual | RPD Limits |
|---|---|---|---|---|---|---|---|---|
| Semivolatile Organics by GC/MS - Westborough Lab Associated sample(s): 01-02 Batch: WG1641681-2 WG1641681-3 | | | | | | | | |
| 1,4-Dioxane | 52 | | 56 | | 40-140 | 7 | | 50 |

| Surrogate | LCS %Recovery | Qual | LCSD %Recovery | Qual | Acceptance Criteria |
|---|---|---|---|---|---|
| 2-Fluorophenol | 67 | | 77 | | 25-120 |
| Phenol-d6 | 69 | | 81 | | 10-120 |
| Nitrobenzene-d5 | 60 | | 69 | | 23-120 |
| 2-Fluorobiphenyl | 69 | | 79 | | 30-120 |
| 2,4,6-Tribromophenol | 74 | | 89 | | 10-136 |
| 4-Terphenyl-d14 | 65 | | 76 | | 18-120 |

# Lab Control Sample Analysis
## Batch Quality Control

**Project Name:** 128 N MAIN
**Project Number:** 12166:2B

**Lab Number:** L2226066
**Report Date:** 06/16/22

| Parameter | LCS %Recovery | Qual | LCSD %Recovery | Qual | %Recovery Limits | RPD | Qual | RPD Limits |
|---|---|---|---|---|---|---|---|---|
| Perfluorinated Alkyl Acids by Isotope Dilution - Mansfield Lab Associated sample(s): 03 Batch: WG1644232-2 | | | | | | | | |
| Perfluorobutanoic Acid (PFBA) | 102 | | - | | 67-148 | - | | 30 |
| Perfluoropentanoic Acid (PFPeA) | 102 | | - | | 63-161 | - | | 30 |
| Perfluorobutanesulfonic Acid (PFBS) | 105 | | - | | 65-157 | - | | 30 |
| Perfluorohexanoic Acid (PFHxA) | 100 | | - | | 69-168 | - | | 30 |
| Perfluoroheptanoic Acid (PFHpA) | 102 | | - | | 58-159 | - | | 30 |
| Perfluorohexanesulfonic Acid (PFHxS) | 115 | | - | | 69-177 | - | | 30 |
| Perfluorooctanoic Acid (PFOA) | 100 | | - | | 63-159 | - | | 30 |
| 1H,1H,2H,2H-Perfluorooctanesulfonic Acid (6:2FTS) | 105 | | - | | 49-187 | - | | 30 |
| Perfluoroheptanesulfonic Acid (PFHpS) | 106 | | - | | 61-179 | - | | 30 |
| Perfluorononanoic Acid (PFNA) | 103 | | - | | 68-171 | - | | 30 |
| Perfluorooctanesulfonic Acid (PFOS) | 116 | | - | | 52-151 | - | | 30 |
| Perfluorodecanoic Acid (PFDA) | 103 | | - | | 63-171 | - | | 30 |
| 1H,1H,2H,2H-Perfluorodecanesulfonic Acid (8:2FTS) | 109 | | - | | 56-173 | - | | 30 |
| N-Methyl Perfluorooctanesulfonamidoacetic Acid (NMeFOSAA) | 97 | | - | | 60-166 | - | | 30 |
| Perfluoroundecanoic Acid (PFUnA) | 97 | | - | | 60-153 | - | | 30 |
| Perfluorodecanesulfonic Acid (PFDS) | 113 | | - | | 38-156 | - | | 30 |
| Perfluorooctanesulfonamide (FOSA) | 101 | | - | | 46-170 | - | | 30 |
| N-Ethyl Perfluorooctanesulfonamidoacetic Acid (NEtFOSAA) | 89 | | - | | 45-170 | - | | 30 |
| Perfluorododecanoic Acid (PFDoA) | 108 | | - | | 67-153 | - | | 30 |
| Perfluorotridecanoic Acid (PFTrDA) | 126 | | - | | 48-158 | - | | 30 |
| Perfluorotetradecanoic Acid (PFTA) | 126 | | - | | 59-182 | - | | 30 |

# Lab Control Sample Analysis
## Batch Quality Control

**Project Name:** 128 N MAIN
**Project Number:** 12166:2B

**Lab Number:** L2226066
**Report Date:** 06/16/22

| Parameter | LCS %Recovery | Qual | LCSD %Recovery | Qual | %Recovery Limits | RPD | Qual | RPD Limits |
|---|---|---|---|---|---|---|---|---|

Perfluorinated Alkyl Acids by Isotope Dilution - Mansfield Lab Associated sample(s): 03 Batch: WG1644232-2

| Surrogate (Extracted Internal Standard) | LCS %Recovery | Qual | LCSD %Recovery | Qual | Acceptance Criteria |
|---|---|---|---|---|---|
| Perfluoro[13C4]Butanoic Acid (MPFBA) | 97 | | | | 58-132 |
| Perfluoro[13C5]Pentanoic Acid (M5PFPEA) | 109 | | | | 62-163 |
| Perfluoro[2,3,4-13C3]Butanesulfonic Acid (M3PFBS) | 101 | | | | 70-131 |
| Perfluoro[1,2,3,4,6-13C5]Hexanoic Acid (M5PFHxA) | 98 | | | | 57-129 |
| Perfluoro[1,2,3,4-13C4]Heptanoic Acid (M4PFHpA) | 96 | | | | 60-129 |
| Perfluoro[1,2,3-13C3]Hexanesulfonic Acid (M3PFHxS) | 97 | | | | 71-134 |
| Perfluoro[13C8]Octanoic Acid (M8PFOA) | 97 | | | | 62-129 |
| 1H,1H,2H,2H-Perfluoro[1,2-13C2]Octanesulfonic Acid (M2-6:2FTS) | 105 | | | | 14-147 |
| Perfluoro[13C9]Nonanoic Acid (M9PFNA) | 95 | | | | 59-139 |
| Perfluoro[13C8]Octanesulfonic Acid (M8PFOS) | 94 | | | | 69-131 |
| Perfluoro[1,2,3,4,5,6-13C6]Decanoic Acid (M6PFDA) | 96 | | | | 62-124 |
| 1H,1H,2H,2H-Perfluoro[1,2-13C2]Decanesulfonic Acid (M2-8:2FTS) | 103 | | | | 10-162 |
| N-Deuteriomethylperfluoro-1-octanesulfonamidoacetic Acid (d3-NMeFOSAA) | 81 | | | | 24-116 |
| Perfluoro[1,2,3,4,5,6,7-13C7]Undecanoic Acid (M7-PFUDA) | 105 | | | | 55-137 |
| Perfluoro[13C8]Octanesulfonamide (M8FOSA) | 46 | | | | 10-112 |
| N-Deuterioethylperfluoro-1-octanesulfonamidoacetic Acid (d5-NEtFOSAA) | 90 | | | | 27-126 |
| Perfluoro[1,2-13C2]Dodecanoic Acid (MPFDOA) | 96 | | | | 48-131 |
| Perfluoro[1,2-13C2]Tetradecanoic Acid (M2PFTEDA) | 77 | | | | 22-136 |

# Lab Control Sample Analysis

## Batch Quality Control

**Project Name:** 128 N MAIN

**Project Number:** 12166:2B

**Lab Number:** L2226066

**Report Date:** 06/16/22

| Parameter | LCS %Recovery | Qual | LCSD %Recovery | Qual | %Recovery Limits | RPD | Qual | RPD Limits |
|---|---|---|---|---|---|---|---|---|
| Perfluorinated Alkyl Acids by Isotope Dilution - Mansfield Lab Associated sample(s): 03 Batch: WG1644232-2 | | | | | | | | |
| Perfluorooctanesulfonamide (FOSA) | 123 | | - | | 46-170 | - | | 30 |

| Surrogate (Extracted Internal Standard) | LCS %Recovery | Qual | LCSD %Recovery | Qual | Acceptance Criteria |
|---|---|---|---|---|---|
| Perfluoro[13C8]Octanesulfonamide (M8FOSA) | 87 | | | | 10-112 |

# Matrix Spike Analysis
## *Batch Quality Control*

***Project Name:*** 128 N MAIN

***Project Number:*** 12166:2B

***Lab Number:*** L2226066

***Report Date:*** 06/16/22

| Parameter | Native Sample | MS Added | MS Found | MS %Recovery | Qual | MSD Found | MSD %Recovery | Qual | Recovery Limits | RPD | Qual | RPD Limits |
|---|---|---|---|---|---|---|---|---|---|---|---|---|
| Perfluorinated Alkyl Acids by Isotope Dilution - Mansfield Lab Associated sample(s): 03 QC Batch ID: WG1644232-3 QC Sample: L2226066-03 Client ID: TW-1 | | | | | | | | | | | | |
| Perfluorobutanoic Acid (PFBA) | 17.0 | 36.6 | 58.3 | 113 | | - | - | | 67-148 | - | | 30 |
| Perfluoropentanoic Acid (PFPeA) | 14.7 | 36.6 | 51.7 | 101 | | - | - | | 63-161 | - | | 30 |
| Perfluorobutanesulfonic Acid (PFBS) | 16.2 | 32.5 | 51.0 | 107 | | - | - | | 65-157 | - | | 30 |
| Perfluorohexanoic Acid (PFHxA) | 1.54J | 36.6 | 35.9 | 94 | | - | - | | 69-168 | - | | 30 |
| Perfluoroheptanoic Acid (PFHpA) | 2.89 | 36.6 | 38.8 | 98 | | - | - | | 58-159 | - | | 30 |
| Perfluorohexanesulfonic Acid (PFHxS) | 3.26 | 33.4 | 40.5 | 111 | | - | - | | 69-177 | - | | 30 |
| Perfluorooctanoic Acid (PFOA) | 31.8 | 36.6 | 72.0 | 110 | | - | - | | 63-159 | - | | 30 |
| 1H,1H,2H,2H-Perfluorooctanesulfonic Acid (6:2FTS) | 12.8 | 34.8 | 37.4 | 71 | | - | - | | 49-187 | - | | 30 |
| Perfluoroheptanesulfonic Acid (PFHpS) | ND | 34.9 | 34.3 | 98 | | - | - | | 61-179 | - | | 30 |
| Perfluorononanoic Acid (PFNA) | 3.36 | 36.6 | 39.6 | 99 | | - | - | | 68-171 | - | | 30 |
| Perfluorooctanesulfonic Acid (PFOS) | 26.0 | 34 | 59.8 | 100 | | - | - | | 52-151 | - | | 30 |
| Perfluorodecanoic Acid (PFDA) | 2.08 | 36.6 | 38.8 | 100 | | - | - | | 63-171 | - | | 30 |
| 1H,1H,2H,2H-Perfluorodecanesulfonic Acid (8:2FTS) | ND | 35.1 | 37.5 | 107 | | - | - | | 56-173 | - | | 30 |
| N-Methyl Perfluorooctanesulfonamidoacetic Acid (NMeFOSAA) | ND | 36.6 | 39.4 | 108 | | - | - | | 60-166 | - | | 30 |
| Perfluoroundecanoic Acid (PFUnA) | ND | 36.6 | 35.5 | 97 | | - | - | | 60-153 | - | | 30 |
| Perfluorodecanesulfonic Acid (PFDS) | ND | 35.4 | 34.6 | 98 | | - | - | | 38-156 | - | | 30 |
| Perfluorooctanesulfonamide (FOSA) | ND | 36.6 | 38.6 | 105 | | - | - | | 46-170 | - | | 30 |
| N-Ethyl Perfluorooctanesulfonamidoacetic Acid (NEtFOSAA) | ND | 36.6 | 38.4 | 105 | | - | - | | 45-170 | - | | 30 |
| Perfluorododecanoic Acid (PFDoA) | ND | 36.6 | 37.8 | 103 | | - | - | | 67-153 | - | | 30 |
| Perfluorotridecanoic Acid (PFTrDA) | ND | 36.6 | 44.8 | 122 | | - | - | | 48-158 | - | | 30 |
| Perfluorotetradecanoic Acid (PFTA) | ND | 36.6 | 45.2 | 123 | | - | - | | 59-182 | - | | 30 |

# Matrix Spike Analysis

***Batch Quality Control***

***Project Name:*** 128 N MAIN

***Project Number:*** 12166:2B

***Lab Number:*** L2226066

***Report Date:*** 06/16/22

| Parameter | Native Sample | MS Added | MS Found | MS %Recovery | Qual | MSD Found | MSD %Recovery | Qual | Recovery Limits | RPD | Qual | RPD Limits |
|---|---|---|---|---|---|---|---|---|---|---|---|---|
| Perfluorinated Alkyl Acids by Isotope Dilution - Mansfield Lab Associated sample(s): 03 QC Batch ID: WG1644232-3 QC Sample: L2226066-03 Client ID: TW-1 | | | | | | | | | | | | |

| Surrogate (Extracted Internal Standard) | MS % Recovery | MS Qualifier | MSD % Recovery | MSD Qualifier | Acceptance Criteria |
|---|---|---|---|---|---|
| 1H,1H,2H,2H-Perfluoro[1,2-13C2]Decanesulfonic Acid (M2-8:2FTS) | **458** | Q | | | 10-162 |
| 1H,1H,2H,2H-Perfluoro[1,2-13C2]Octanesulfonic Acid (M2-6:2FTS) | **451** | Q | | | 14-147 |
| N-Deuterioethylperfluoro-1-octanesulfonamidoacetic Acid (d5-NEtFOSAA) | 115 | | | | 27-126 |
| N-Deuteriomethylperfluoro-1-octanesulfonamidoacetic Acid (d3-NMeFOSAA) | 113 | | | | 24-116 |
| Perfluoro[1,2,3,4,5,6,7-13C7]Undecanoic Acid (M7-PFUDA) | 81 | | | | 55-137 |
| Perfluoro[1,2,3,4,5,6-13C6]Decanoic Acid (M6PFDA) | 76 | | | | 62-124 |
| Perfluoro[1,2,3,4,6-13C5]Hexanoic Acid (M5PFHxA) | 69 | | | | 57-129 |
| Perfluoro[1,2,3,4-13C4]Heptanoic Acid (M4PFHpA) | 74 | | | | 60-129 |
| Perfluoro[1,2,3-13C3]Hexanesulfonic Acid (M3PFHxS) | 97 | | | | 71-134 |
| Perfluoro[1,2-13C2]Dodecanoic Acid (MPFDOA) | 75 | | | | 48-131 |
| Perfluoro[1,2-13C2]Tetradecanoic Acid (M2PFTEDA) | 63 | | | | 22-136 |
| Perfluoro[13C4]Butanoic Acid (MPFBA) | 82 | | | | 58-132 |
| Perfluoro[13C5]Pentanoic Acid (M5PFPEA) | 76 | | | | 62-163 |
| Perfluoro[13C8]Octanesulfonamide (M8FOSA) | 28 | | | | 10-112 |
| Perfluoro[13C8]Octanesulfonic Acid (M8PFOS) | 93 | | | | 69-131 |
| Perfluoro[13C8]Octanoic Acid (M8PFOA) | 85 | | | | 62-129 |
| Perfluoro[13C9]Nonanoic Acid (M9PFNA) | 83 | | | | 59-139 |
| Perfluoro[2,3,4-13C3]Butanesulfonic Acid (M3PFBS) | 96 | | | | 70-131 |

# Lab Duplicate Analysis
## Batch Quality Control

**Project Name:** 128 N MAIN
**Project Number:** 12166:2B

**Lab Number:** L2226066
**Report Date:** 06/16/22

| Parameter | Native Sample | Duplicate Sample | Units | RPD | Qual | RPD Limits |
|---|---|---|---|---|---|---|
| Perfluorinated Alkyl Acids by Isotope Dilution - Mansfield Lab Associated sample(s): 03 QC Batch ID: WG1644232-4 QC Sample: L2227169-01 Client ID: DUP Sample | | | | | | |
| Perfluorobutanoic Acid (PFBA) | 23.9 | 24.5 | ng/l | 2 | | 30 |
| Perfluoropentanoic Acid (PFPeA) | 54.3 | 54.3 | ng/l | 0 | | 30 |
| Perfluorobutanesulfonic Acid (PFBS) | 2.65 | 2.41 | ng/l | 9 | | 30 |
| 1H,1H,2H,2H-Perfluorohexanesulfonic Acid (4:2FTS) | ND | ND | ng/l | NC | | 30 |
| Perfluorohexanoic Acid (PFHxA) | 39.2 | 39.9 | ng/l | 2 | | 30 |
| Perfluoropentanesulfonic Acid (PFPeS) | ND | 0.526J | ng/l | NC | | 30 |
| Perfluoroheptanoic Acid (PFHpA) | 54.7 | 55.4 | ng/l | 1 | | 30 |
| Perfluorohexanesulfonic Acid (PFHxS) | 2.39F | 2.21 | ng/l | 8 | | 30 |
| Perfluorooctanoic Acid (PFOA) | 79.8 | 79.4 | ng/l | 1 | | 30 |
| 1H,1H,2H,2H-Perfluorooctanesulfonic Acid (6:2FTS) | ND | ND | ng/l | NC | | 30 |
| Perfluoroheptanesulfonic Acid (PFHpS) | ND | ND | ng/l | NC | | 30 |
| Perfluorononanoic Acid (PFNA) | 6.89 | 6.56 | ng/l | 5 | | 30 |
| Perfluorooctanesulfonic Acid (PFOS) | 20.4 | 19.9 | ng/l | 2 | | 30 |
| Perfluorodecanoic Acid (PFDA) | 0.755J | 0.772J | ng/l | NC | | 30 |
| 1H,1H,2H,2H-Perfluorodecanesulfonic Acid (8:2FTS) | ND | ND | ng/l | NC | | 30 |
| Perfluorononanesulfonic Acid (PFNS) | ND | ND | ng/l | NC | | 30 |
| N-Methyl Perfluorooctanesulfonamidoacetic Acid (NMeFOSAA) | ND | ND | ng/l | NC | | 30 |
| Perfluoroundecanoic Acid (PFUnA) | ND | ND | ng/l | NC | | 30 |
| Perfluorodecanesulfonic Acid (PFDS) | ND | ND | ng/l | NC | | 30 |
| N-Ethyl Perfluorooctanesulfonamidoacetic Acid (NEtFOSAA) | ND | ND | ng/l | NC | | 30 |

# Lab Duplicate Analysis
## Batch Quality Control

**Project Name:** 128 N MAIN
**Project Number:** 12166:2B

**Lab Number:** L2226066
**Report Date:** 06/16/22

| Parameter | Native Sample | Duplicate Sample | Units | RPD | Qual | RPD Limits |
|---|---|---|---|---|---|---|
| Perfluorinated Alkyl Acids by Isotope Dilution - Mansfield Lab Associated sample(s): 03 QC Batch ID: WG1644232-4 QC Sample: L2227169-01 Client ID: DUP Sample | | | | | | |
| Perfluorododecanoic Acid (PFDoA) | ND | ND | ng/l | NC | | 30 |
| Perfluorotridecanoic Acid (PFTrDA) | ND | ND | ng/l | NC | | 30 |
| Perfluorotetradecanoic Acid (PFTA) | ND | ND | ng/l | NC | | 30 |

| Surrogate (Extracted Internal Standard) | %Recovery | Qualifier | %Recovery | Qualifier | Acceptance Criteria |
|---|---|---|---|---|---|
| Perfluoro[13C4]Butanoic Acid (MPFBA) | 76 | | 76 | | 58-132 |
| Perfluoro[13C5]Pentanoic Acid (M5PFPEA) | 78 | | 79 | | 62-163 |
| Perfluoro[2,3,4-13C3]Butanesulfonic Acid (M3PFBS) | 102 | | 98 | | 70-131 |
| 1H,1H,2H,2H-Perfluoro[1,2-13C2]Hexanesulfonic Acid (M2-4:2FTS) | **196** | Q | **203** | Q | 12-142 |
| Perfluoro[1,2,3,4,6-13C5]Hexanoic Acid (M5PFHxA) | 73 | | 72 | | 57-129 |
| Perfluoro[1,2,3,4-13C4]Heptanoic Acid (M4PFHpA) | 76 | | 75 | | 60-129 |
| Perfluoro[1,2,3-13C3]Hexanesulfonic Acid (M3PFHxS) | 102 | | 98 | | 71-134 |
| Perfluoro[13C8]Octanoic Acid (M8PFOA) | 75 | | 76 | | 62-129 |
| 1H,1H,2H,2H-Perfluoro[1,2-13C2]Octanesulfonic Acid (M2-6:2FTS) | **148** | Q | **150** | Q | 14-147 |
| Perfluoro[13C9]Nonanoic Acid (M9PFNA) | 72 | | 73 | | 59-139 |
| Perfluoro[13C8]Octanesulfonic Acid (M8PFOS) | 94 | | 93 | | 69-131 |
| Perfluoro[1,2,3,4,5,6-13C6]Decanoic Acid (M6PFDA) | 72 | | 75 | | 62-124 |
| 1H,1H,2H,2H-Perfluoro[1,2-13C2]Decanesulfonic Acid (M2-8:2FTS) | 101 | | 92 | | 10-162 |
| N-Deuteriomethylperfluoro-1-octanesulfonamidoacetic Acid (d3-NMeFOSAA) | 45 | | 43 | | 24-116 |
| Perfluoro[1,2,3,4,5,6,7-13C7]Undecanoic Acid (M7-PFUDA) | 93 | | 84 | | 55-137 |
| N-Deuterioethylperfluoro-1-octanesulfonamidoacetic Acid (d5-NEtFOSAA) | 49 | | 43 | | 27-126 |
| Perfluoro[1,2-13C2]Dodecanoic Acid (MPFDOA) | 80 | | 80 | | 48-131 |
| Perfluoro[1,2-13C2]Tetradecanoic Acid (M2PFTEDA) | 61 | | 58 | | 22-136 |

# PCBS

**Project Name:** 128 N MAIN
**Project Number:** 12166:2B
**Lab Number:** L2226066
**Report Date:** 06/16/22

## SAMPLE RESULTS

Lab ID: L2226066-01
Client ID: SB-1 (8.5-9)
Sample Location: PORT CHESTER, NY

Date Collected: 05/17/22 09:40
Date Received: 05/17/22
Field Prep: Not Specified

Sample Depth:
Matrix: Soil
Analytical Method: 1,8082A
Analytical Date: 05/25/22 10:04
Analyst: JM
Percent Solids: 80%

Extraction Method: EPA 3546
Extraction Date: 05/23/22 19:58
Cleanup Method: EPA 3665A
Cleanup Date: 05/25/22
Cleanup Method: EPA 3660B
Cleanup Date: 05/25/22

| Parameter | Result | Qualifier | Units | RL | MDL | Dilution Factor | Column |
|---|---|---|---|---|---|---|---|
| Polychlorinated Biphenyls by GC - Westborough Lab | | | | | | | |
| Aroclor 1016 | ND | | ug/kg | 41.0 | 3.64 | 1 | A |
| Aroclor 1221 | ND | | ug/kg | 41.0 | 4.11 | 1 | A |
| Aroclor 1232 | ND | | ug/kg | 41.0 | 8.70 | 1 | A |
| Aroclor 1242 | ND | | ug/kg | 41.0 | 5.53 | 1 | A |
| Aroclor 1248 | ND | | ug/kg | 41.0 | 6.15 | 1 | A |
| Aroclor 1254 | ND | | ug/kg | 41.0 | 4.49 | 1 | A |
| Aroclor 1260 | ND | | ug/kg | 41.0 | 7.58 | 1 | A |
| Aroclor 1262 | ND | | ug/kg | 41.0 | 5.21 | 1 | A |
| Aroclor 1268 | ND | | ug/kg | 41.0 | 4.25 | 1 | A |
| PCBs, Total | ND | | ug/kg | 41.0 | 3.64 | 1 | A |

| Surrogate | % Recovery | Qualifier | Acceptance Criteria | Column |
|---|---|---|---|---|
| 2,4,5,6-Tetrachloro-m-xylene | 67 | | 30-150 | A |
| Decachlorobiphenyl | 48 | | 30-150 | A |
| 2,4,5,6-Tetrachloro-m-xylene | 68 | | 30-150 | B |
| Decachlorobiphenyl | 56 | | 30-150 | B |

**Project Name:** 128 N MAIN
**Project Number:** 12166:2B
**Lab Number:** L2226066
**Report Date:** 06/16/22

## SAMPLE RESULTS

| | | | |
|---|---|---|---|
| Lab ID: | L2226066-02 | Date Collected: | 05/17/22 10:35 |
| Client ID: | SB-2 (1-1.5) | Date Received: | 05/17/22 |
| Sample Location: | PORT CHESTER, NY | Field Prep: | Not Specified |
| Sample Depth: | | | |
| Matrix: | Soil | Extraction Method: | EPA 3546 |
| Analytical Method: | 1,8082A | Extraction Date: | 05/23/22 19:58 |
| Analytical Date: | 05/25/22 10:36 | Cleanup Method: | EPA 3665A |
| Analyst: | JM | Cleanup Date: | 05/25/22 |
| Percent Solids: | 85% | Cleanup Method: | EPA 3660B |
| | | Cleanup Date: | 05/25/22 |

| Parameter | Result | Qualifier | Units | RL | MDL | Dilution Factor | Column |
|---|---|---|---|---|---|---|---|
| Polychlorinated Biphenyls by GC - Westborough Lab | | | | | | | |
| Aroclor 1016 | ND | | ug/kg | 38.9 | 3.45 | 1 | A |
| Aroclor 1221 | ND | | ug/kg | 38.9 | 3.90 | 1 | A |
| Aroclor 1232 | ND | | ug/kg | 38.9 | 8.25 | 1 | A |
| Aroclor 1242 | ND | | ug/kg | 38.9 | 5.24 | 1 | A |
| Aroclor 1248 | ND | | ug/kg | 38.9 | 5.83 | 1 | A |
| Aroclor 1254 | ND | | ug/kg | 38.9 | 4.26 | 1 | A |
| Aroclor 1260 | 45.7 | | ug/kg | 38.9 | 7.19 | 1 | A |
| Aroclor 1262 | ND | | ug/kg | 38.9 | 4.94 | 1 | A |
| Aroclor 1268 | ND | | ug/kg | 38.9 | 4.03 | 1 | A |
| PCBs, Total | 45.7 | | ug/kg | 38.9 | 3.45 | 1 | A |

| Surrogate | % Recovery | Qualifier | Acceptance Criteria | Column |
|---|---|---|---|---|
| 2,4,5,6-Tetrachloro-m-xylene | 66 | | 30-150 | A |
| Decachlorobiphenyl | 45 | | 30-150 | A |
| 2,4,5,6-Tetrachloro-m-xylene | 69 | | 30-150 | B |
| Decachlorobiphenyl | 51 | | 30-150 | B |

**Project Name:** 128 N MAIN
**Project Number:** 12166:2B
**Lab Number:** L2226066
**Report Date:** 06/16/22

## SAMPLE RESULTS

Lab ID: L2226066-03
Client ID: TW-1
Sample Location: PORT CHESTER, NY

Sample Depth:
Matrix: Water
Analytical Method: 1,8082A
Analytical Date: 05/25/22 10:22
Analyst: JM

Date Collected: 05/17/22 09:50
Date Received: 05/17/22
Field Prep: Not Specified

Extraction Method: EPA 3510C
Extraction Date: 05/24/22 14:19
Cleanup Method: EPA 3665A
Cleanup Date: 05/25/22
Cleanup Method: EPA 3660B
Cleanup Date: 05/25/22

| Parameter | Result | Qualifier | Units | RL | MDL | Dilution Factor | Column |
|---|---|---|---|---|---|---|---|
| Polychlorinated Biphenyls by GC - Westborough Lab | | | | | | | |
| Aroclor 1016 | ND | | ug/l | 0.071 | 0.061 | 1 | A |
| Aroclor 1221 | ND | | ug/l | 0.071 | 0.061 | 1 | A |
| Aroclor 1232 | ND | | ug/l | 0.071 | 0.061 | 1 | A |
| Aroclor 1242 | ND | | ug/l | 0.071 | 0.061 | 1 | A |
| Aroclor 1248 | ND | | ug/l | 0.071 | 0.061 | 1 | A |
| Aroclor 1254 | ND | | ug/l | 0.071 | 0.061 | 1 | A |
| Aroclor 1260 | ND | | ug/l | 0.071 | 0.061 | 1 | A |
| Aroclor 1262 | ND | | ug/l | 0.071 | 0.061 | 1 | A |
| Aroclor 1268 | ND | | ug/l | 0.071 | 0.061 | 1 | A |
| PCBs, Total | ND | | ug/l | 0.071 | 0.061 | 1 | A |

| Surrogate | % Recovery | Qualifier | Acceptance Criteria | Column |
|---|---|---|---|---|
| 2,4,5,6-Tetrachloro-m-xylene | 82 | | 30-150 | A |
| Decachlorobiphenyl | 75 | | 30-150 | A |
| 2,4,5,6-Tetrachloro-m-xylene | 76 | | 30-150 | B |
| Decachlorobiphenyl | 75 | | 30-150 | B |

**Project Name:** 128 N MAIN
**Project Number:** 12166:2B

**Lab Number:** L2226066
**Report Date:** 06/16/22

# Method Blank Analysis
## Batch Quality Control

Analytical Method: 1,8082A
Analytical Date: 05/25/22 10:14
Analyst: MEO

Extraction Method: EPA 3546
Extraction Date: 05/24/22 12:42
Cleanup Method: EPA 3665A
Cleanup Date: 05/25/22
Cleanup Method: EPA 3660B
Cleanup Date: 05/25/22

| Parameter | Result | Qualifier | Units | RL | MDL | Column |
|---|---|---|---|---|---|---|
| Polychlorinated Biphenyls by GC - Westborough Lab for sample(s): 01-02 Batch: WG1641940-1 | | | | | | |
| Aroclor 1016 | ND | | ug/kg | 32.7 | 2.90 | A |
| Aroclor 1221 | ND | | ug/kg | 32.7 | 3.27 | A |
| Aroclor 1232 | ND | | ug/kg | 32.7 | 6.93 | A |
| Aroclor 1242 | ND | | ug/kg | 32.7 | 4.40 | A |
| Aroclor 1248 | ND | | ug/kg | 32.7 | 4.90 | A |
| Aroclor 1254 | ND | | ug/kg | 32.7 | 3.58 | A |
| Aroclor 1260 | ND | | ug/kg | 32.7 | 6.04 | A |
| Aroclor 1262 | ND | | ug/kg | 32.7 | 4.15 | A |
| Aroclor 1268 | ND | | ug/kg | 32.7 | 3.38 | A |
| PCBs, Total | ND | | ug/kg | 32.7 | 2.90 | A |

| Surrogate | %Recovery | Qualifier | Acceptance Criteria | Column |
|---|---|---|---|---|
| 2,4,5,6-Tetrachloro-m-xylene | 59 | | 30-150 | A |
| Decachlorobiphenyl | 66 | | 30-150 | A |
| 2,4,5,6-Tetrachloro-m-xylene | 59 | | 30-150 | B |
| Decachlorobiphenyl | 62 | | 30-150 | B |

**Project Name:** 128 N MAIN
**Project Number:** 12166:2B

**Lab Number:** L2226066
**Report Date:** 06/16/22

# Method Blank Analysis
## Batch Quality Control

Analytical Method: 1,8082A
Analytical Date: 05/25/22 09:57
Analyst: JM

Extraction Method: EPA 3510C
Extraction Date: 05/24/22 14:19
Cleanup Method: EPA 3665A
Cleanup Date: 05/25/22
Cleanup Method: EPA 3660B
Cleanup Date: 05/25/22

| Parameter | Result | Qualifier | Units | RL | MDL | Column |
|---|---|---|---|---|---|---|
| Polychlorinated Biphenyls by GC - Westborough Lab for sample(s): 03 Batch: WG1642362-1 | | | | | | |
| Aroclor 1016 | ND | | ug/l | 0.071 | 0.061 | A |
| Aroclor 1221 | ND | | ug/l | 0.071 | 0.061 | A |
| Aroclor 1232 | ND | | ug/l | 0.071 | 0.061 | A |
| Aroclor 1242 | ND | | ug/l | 0.071 | 0.061 | A |
| Aroclor 1248 | ND | | ug/l | 0.071 | 0.061 | A |
| Aroclor 1254 | ND | | ug/l | 0.071 | 0.061 | A |
| Aroclor 1262 | ND | | ug/l | 0.071 | 0.061 | A |
| Aroclor 1268 | ND | | ug/l | 0.071 | 0.061 | A |
| Aroclor 1260 | ND | | ug/l | 0.071 | 0.061 | B |
| PCBs, Total | ND | | ug/l | 0.071 | 0.061 | B |

| Surrogate | %Recovery | Qualifier | Acceptance Criteria | Column |
|---|---|---|---|---|
| 2,4,5,6-Tetrachloro-m-xylene | 98 | | 30-150 | A |
| Decachlorobiphenyl | 110 | | 30-150 | A |
| 2,4,5,6-Tetrachloro-m-xylene | 94 | | 30-150 | B |
| Decachlorobiphenyl | 111 | | 30-150 | B |

# Lab Control Sample Analysis
## Batch Quality Control

**Project Name:** 128 N MAIN
**Project Number:** 12166:2B

**Lab Number:** L2226066
**Report Date:** 06/16/22

| Parameter | LCS %Recovery | Qual | LCSD %Recovery | Qual | %Recovery Limits | RPD | Qual | RPD Limits | Column |
|---|---|---|---|---|---|---|---|---|---|
| Polychlorinated Biphenyls by GC - Westborough Lab Associated sample(s): 01-02 Batch: WG1641940-2 WG1641940-3 | | | | | | | | | |
| Aroclor 1016 | 63 | | 61 | | 40-140 | 3 | | 50 | A |
| Aroclor 1260 | 62 | | 59 | | 40-140 | 5 | | 50 | A |

| Surrogate | LCS %Recovery | Qual | LCSD %Recovery | Qual | Acceptance Criteria | Column |
|---|---|---|---|---|---|---|
| 2,4,5,6-Tetrachloro-m-xylene | 59 | | 60 | | 30-150 | A |
| Decachlorobiphenyl | 66 | | 66 | | 30-150 | A |
| 2,4,5,6-Tetrachloro-m-xylene | 59 | | 60 | | 30-150 | B |
| Decachlorobiphenyl | 61 | | 62 | | 30-150 | B |

# Lab Control Sample Analysis
## Batch Quality Control

**Project Name:** 128 N MAIN
**Project Number:** 12166:2B

**Lab Number:** L2226066
**Report Date:** 06/16/22

| Parameter | LCS %Recovery | Qual | LCSD %Recovery | Qual | %Recovery Limits | RPD | Qual | RPD Limits | Column |
|---|---|---|---|---|---|---|---|---|---|
| Polychlorinated Biphenyls by GC - Westborough Lab Associated sample(s): 03 Batch: WG1642362-2 WG1642362-3 | | | | | | | | | |
| Aroclor 1016 | 99 | | 94 | | 40-140 | 5 | | 50 | A |
| Aroclor 1260 | 105 | | 101 | | 40-140 | 4 | | 50 | A |

| Surrogate | LCS %Recovery | Qual | LCSD %Recovery | Qual | Acceptance Criteria | Column |
|---|---|---|---|---|---|---|
| 2,4,5,6-Tetrachloro-m-xylene | 109 | | 99 | | 30-150 | A |
| Decachlorobiphenyl | 121 | | 112 | | 30-150 | A |
| 2,4,5,6-Tetrachloro-m-xylene | 99 | | 92 | | 30-150 | B |
| Decachlorobiphenyl | 118 | | 110 | | 30-150 | B |

# PESTICIDES

**Project Name:** 128 N MAIN
**Project Number:** 12166:2B
**Lab Number:** L2226066
**Report Date:** 06/16/22

## SAMPLE RESULTS

Lab ID: L2226066-01
Client ID: SB-1 (8.5-9)
Sample Location: PORT CHESTER, NY

Date Collected: 05/17/22 09:40
Date Received: 05/17/22
Field Prep: Not Specified

Sample Depth:
Matrix: Soil
Analytical Method: 1,8081B
Analytical Date: 05/25/22 14:44
Analyst: AR
Percent Solids: 80%

Extraction Method: EPA 3546
Extraction Date: 05/23/22 21:37
Cleanup Method: EPA 3620B
Cleanup Date: 05/24/22
Cleanup Method: EPA 3660B
Cleanup Date: 05/25/22

| Parameter | Result | Qualifier | Units | RL | MDL | Dilution Factor | Column |
|---|---|---|---|---|---|---|---|
| Organochlorine Pesticides by GC - Westborough Lab | | | | | | | |
| Delta-BHC | ND | | ug/kg | 1.88 | 0.367 | 1 | B |
| Lindane | ND | | ug/kg | 0.781 | 0.349 | 1 | B |
| Alpha-BHC | ND | | ug/kg | 0.781 | 0.222 | 1 | B |
| Beta-BHC | ND | | ug/kg | 1.88 | 0.711 | 1 | B |
| Heptachlor | ND | | ug/kg | 0.938 | 0.420 | 1 | B |
| Aldrin | ND | | ug/kg | 1.88 | 0.660 | 1 | B |
| Heptachlor epoxide | ND | | ug/kg | 3.52 | 1.05 | 1 | B |
| Endrin | ND | | ug/kg | 0.781 | 0.320 | 1 | B |
| Endrin aldehyde | ND | | ug/kg | 2.34 | 0.820 | 1 | B |
| Endrin ketone | ND | | ug/kg | 1.88 | 0.483 | 1 | B |
| Dieldrin | ND | | ug/kg | 1.17 | 0.586 | 1 | B |
| 4,4'-DDE | ND | | ug/kg | 1.88 | 0.434 | 1 | B |
| 4,4'-DDD | ND | | ug/kg | 1.88 | 0.669 | 1 | B |
| 4,4'-DDT | ND | | ug/kg | 3.52 | 1.51 | 1 | B |
| Endosulfan I | ND | | ug/kg | 1.88 | 0.443 | 1 | B |
| Endosulfan II | ND | | ug/kg | 1.88 | 0.626 | 1 | B |
| Endosulfan sulfate | ND | | ug/kg | 0.781 | 0.372 | 1 | B |
| Methoxychlor | ND | | ug/kg | 3.52 | 1.09 | 1 | B |
| Toxaphene | ND | | ug/kg | 35.2 | 9.84 | 1 | B |
| cis-Chlordane | ND | | ug/kg | 2.34 | 0.653 | 1 | B |
| trans-Chlordane | ND | | ug/kg | 2.34 | 0.619 | 1 | B |
| Chlordane | ND | | ug/kg | 15.6 | 6.21 | 1 | B |

**Project Name:** 128 N MAIN **Lab Number:** L2226066

**Project Number:** 12166:2B **Report Date:** 06/16/22

## SAMPLE RESULTS

| | | | |
|---|---|---|---|
| Lab ID: | L2226066-01 | Date Collected: | 05/17/22 09:40 |
| Client ID: | SB-1 (8.5-9) | Date Received: | 05/17/22 |
| Sample Location: | PORT CHESTER, NY | Field Prep: | Not Specified |

Sample Depth:

| Parameter | Result | Qualifier | Units | RL | MDL | Dilution Factor | Column |
|---|---|---|---|---|---|---|---|
| Organochlorine Pesticides by GC - Westborough Lab | | | | | | | |

| Surrogate | % Recovery | Qualifier | Acceptance Criteria | Column |
|---|---|---|---|---|
| 2,4,5,6-Tetrachloro-m-xylene | **14** | Q | 30-150 | A |
| Decachlorobiphenyl | **0** | Q | 30-150 | A |
| 2,4,5,6-Tetrachloro-m-xylene | 71 | | 30-150 | B |
| Decachlorobiphenyl | 47 | | 30-150 | B |

**Project Name:** 128 N MAIN
**Project Number:** 12166:2B
**Lab Number:** L2226066
**Report Date:** 06/16/22

## SAMPLE RESULTS

Lab ID: L2226066-02
Client ID: SB-2 (1-1.5)
Sample Location: PORT CHESTER, NY

Date Collected: 05/17/22 10:35
Date Received: 05/17/22
Field Prep: Not Specified

Sample Depth:
Matrix: Soil
Analytical Method: 1,8081B
Analytical Date: 05/25/22 00:48
Analyst: AKM
Percent Solids: 85%

Extraction Method: EPA 3546
Extraction Date: 05/23/22 21:37
Cleanup Method: EPA 3620B
Cleanup Date: 05/24/22

| Parameter | Result | Qualifier | Units | RL | MDL | Dilution Factor | Column |
|---|---|---|---|---|---|---|---|
| Organochlorine Pesticides by GC - Westborough Lab | | | | | | | |
| Delta-BHC | ND | | ug/kg | 1.84 | 0.361 | 1 | A |
| Lindane | ND | | ug/kg | 0.769 | 0.344 | 1 | A |
| Alpha-BHC | ND | | ug/kg | 0.769 | 0.218 | 1 | A |
| Beta-BHC | ND | | ug/kg | 1.84 | 0.700 | 1 | A |
| Heptachlor | ND | | ug/kg | 0.923 | 0.414 | 1 | A |
| Aldrin | ND | | ug/kg | 1.84 | 0.650 | 1 | A |
| Heptachlor epoxide | ND | | ug/kg | 3.46 | 1.04 | 1 | A |
| Endrin | ND | | ug/kg | 0.769 | 0.315 | 1 | A |
| Endrin aldehyde | ND | | ug/kg | 2.31 | 0.807 | 1 | A |
| Endrin ketone | ND | | ug/kg | 1.84 | 0.475 | 1 | A |
| Dieldrin | ND | | ug/kg | 1.15 | 0.577 | 1 | A |
| 4,4'-DDE | 0.511 | JIP | ug/kg | 1.84 | 0.427 | 1 | A |
| 4,4'-DDD | ND | IP | ug/kg | 1.84 | 0.658 | 1 | B |
| 4,4'-DDT | 8.64 | P | ug/kg | 3.46 | 1.48 | 1 | B |
| Endosulfan I | ND | | ug/kg | 1.84 | 0.436 | 1 | A |
| Endosulfan II | ND | | ug/kg | 1.84 | 0.617 | 1 | A |
| Endosulfan sulfate | ND | | ug/kg | 0.769 | 0.366 | 1 | A |
| Methoxychlor | ND | | ug/kg | 3.46 | 1.08 | 1 | A |
| Toxaphene | ND | | ug/kg | 34.6 | 9.69 | 1 | A |
| cis-Chlordane | ND | | ug/kg | 2.31 | 0.643 | 1 | A |
| trans-Chlordane | ND | IP | ug/kg | 2.31 | 0.609 | 1 | B |
| Chlordane | ND | | ug/kg | 15.4 | 6.11 | 1 | A |

**Project Name:** 128 N MAIN **Lab Number:** L2226066

**Project Number:** 12166:2B **Report Date:** 06/16/22

## SAMPLE RESULTS

| | | | |
|---|---|---|---|
| Lab ID: | L2226066-02 | Date Collected: | 05/17/22 10:35 |
| Client ID: | SB-2 (1-1.5) | Date Received: | 05/17/22 |
| Sample Location: | PORT CHESTER, NY | Field Prep: | Not Specified |

Sample Depth:

| Parameter | Result | Qualifier | Units | RL | MDL | Dilution Factor | Column |
|---|---|---|---|---|---|---|---|
| Organochlorine Pesticides by GC - Westborough Lab | | | | | | | |

| Surrogate | % Recovery | Qualifier | Acceptance Criteria | Column |
|---|---|---|---|---|
| 2,4,5,6-Tetrachloro-m-xylene | 59 | | 30-150 | A |
| Decachlorobiphenyl | 66 | | 30-150 | A |
| 2,4,5,6-Tetrachloro-m-xylene | 66 | | 30-150 | B |
| Decachlorobiphenyl | 90 | | 30-150 | B |

**Project Name:** 128 N MAIN
**Project Number:** 12166:2B
**Lab Number:** L2226066
**Report Date:** 06/16/22

## SAMPLE RESULTS

Lab ID: L2226066-03 D
Client ID: TW-1
Sample Location: PORT CHESTER, NY

Date Collected: 05/17/22 09:50
Date Received: 05/17/22
Field Prep: Not Specified

Sample Depth:
Matrix: Water
Analytical Method: 1,8081B
Analytical Date: 05/23/22 14:14
Analyst: AR

Extraction Method: EPA 3510C
Extraction Date: 05/21/22 00:49

| Parameter | Result | Qualifier | Units | RL | MDL | Dilution Factor | Column |
|---|---|---|---|---|---|---|---|
| Organochlorine Pesticides by GC - Westborough Lab | | | | | | | |
| Delta-BHC | ND | | ug/l | 0.143 | 0.033 | 10 | A |
| Lindane | ND | | ug/l | 0.143 | 0.031 | 10 | A |
| Alpha-BHC | ND | | ug/l | 0.143 | 0.031 | 10 | A |
| Beta-BHC | ND | | ug/l | 0.143 | 0.040 | 10 | A |
| Heptachlor | ND | | ug/l | 0.143 | 0.022 | 10 | A |
| Aldrin | ND | | ug/l | 0.143 | 0.015 | 10 | A |
| Heptachlor epoxide | ND | | ug/l | 0.143 | 0.030 | 10 | A |
| Endrin | ND | | ug/l | 0.286 | 0.031 | 10 | A |
| Endrin aldehyde | ND | | ug/l | 0.286 | 0.058 | 10 | A |
| Endrin ketone | ND | | ug/l | 0.286 | 0.034 | 10 | A |
| Dieldrin | ND | | ug/l | 0.286 | 0.031 | 10 | A |
| 4,4'-DDE | ND | | ug/l | 0.286 | 0.027 | 10 | A |
| 4,4'-DDD | ND | | ug/l | 0.286 | 0.033 | 10 | A |
| 4,4'-DDT | ND | | ug/l | 0.286 | 0.031 | 10 | A |
| Endosulfan I | ND | | ug/l | 0.143 | 0.025 | 10 | A |
| Endosulfan II | ND | | ug/l | 0.286 | 0.037 | 10 | A |
| Endosulfan sulfate | ND | | ug/l | 0.286 | 0.034 | 10 | A |
| Methoxychlor | ND | | ug/l | 1.43 | 0.049 | 10 | A |
| Toxaphene | ND | | ug/l | 1.43 | 0.448 | 10 | A |
| cis-Chlordane | ND | | ug/l | 0.143 | 0.048 | 10 | A |
| trans-Chlordane | ND | | ug/l | 0.143 | 0.045 | 10 | A |
| Chlordane | ND | | ug/l | 1.43 | 0.331 | 10 | A |

**Project Name:** 128 N MAIN **Lab Number:** L2226066

**Project Number:** 12166:2B **Report Date:** 06/16/22

## SAMPLE RESULTS

Lab ID: L2226066-03 D
Client ID: TW-1
Sample Location: PORT CHESTER, NY

Date Collected: 05/17/22 09:50
Date Received: 05/17/22
Field Prep: Not Specified

Sample Depth:

| Parameter | Result | Qualifier | Units | RL | MDL | Dilution Factor | Column |
|---|---|---|---|---|---|---|---|
| Organochlorine Pesticides by GC - Westborough Lab | | | | | | | |

| Surrogate | % Recovery | Qualifier | Acceptance Criteria | Column |
|---|---|---|---|---|
| 2,4,5,6-Tetrachloro-m-xylene | 75 | | 30-150 | A |
| Decachlorobiphenyl | 33 | | 30-150 | A |
| 2,4,5,6-Tetrachloro-m-xylene | 72 | | 30-150 | B |
| Decachlorobiphenyl | **19** | Q | 30-150 | B |

**Project Name:** 128 N MAIN
**Project Number:** 12166:2B

**Lab Number:** L2226066
**Report Date:** 06/16/22

# Method Blank Analysis
## Batch Quality Control

Analytical Method: 1,8081B
Analytical Date: 05/21/22 09:58
Analyst: AR

Extraction Method: EPA 3510C
Extraction Date: 05/20/22 04:18

| Parameter | Result | Qualifier | Units | RL | MDL | Column |
|---|---|---|---|---|---|---|
| Organochlorine Pesticides by GC - Westborough Lab for sample(s): 03 Batch: WG1640799-1 | | | | | | |
| Delta-BHC | ND | | ug/l | 0.014 | 0.003 | A |
| Lindane | ND | | ug/l | 0.014 | 0.003 | A |
| Alpha-BHC | ND | | ug/l | 0.014 | 0.003 | A |
| Beta-BHC | ND | | ug/l | 0.014 | 0.004 | A |
| Heptachlor | ND | | ug/l | 0.014 | 0.002 | A |
| Aldrin | ND | | ug/l | 0.014 | 0.002 | A |
| Heptachlor epoxide | ND | | ug/l | 0.014 | 0.003 | A |
| Endrin | ND | | ug/l | 0.029 | 0.003 | A |
| Endrin aldehyde | ND | | ug/l | 0.029 | 0.006 | A |
| Endrin ketone | ND | | ug/l | 0.029 | 0.003 | A |
| Dieldrin | ND | | ug/l | 0.029 | 0.003 | A |
| 4,4'-DDE | ND | | ug/l | 0.029 | 0.003 | A |
| 4,4'-DDD | ND | | ug/l | 0.029 | 0.003 | A |
| 4,4'-DDT | ND | | ug/l | 0.029 | 0.003 | A |
| Endosulfan I | ND | | ug/l | 0.014 | 0.002 | A |
| Endosulfan II | ND | | ug/l | 0.029 | 0.004 | A |
| Endosulfan sulfate | ND | | ug/l | 0.029 | 0.003 | A |
| Methoxychlor | ND | | ug/l | 0.143 | 0.005 | A |
| Toxaphene | ND | | ug/l | 0.143 | 0.045 | A |
| cis-Chlordane | ND | | ug/l | 0.014 | 0.005 | A |
| trans-Chlordane | ND | | ug/l | 0.014 | 0.004 | A |
| Chlordane | ND | | ug/l | 0.143 | 0.033 | A |

**Project Name:** 128 N MAIN
**Project Number:** 12166:2B

**Lab Number:** L2226066
**Report Date:** 06/16/22

# Method Blank Analysis
## Batch Quality Control

Analytical Method: 1,8081B
Analytical Date: 05/21/22 09:58
Analyst: AR

Extraction Method: EPA 3510C
Extraction Date: 05/20/22 04:18

| Parameter | Result | Qualifier | Units | RL | MDL | Column |
|---|---|---|---|---|---|---|
| Organochlorine Pesticides by GC - Westborough Lab for sample(s): 03 Batch: WG1640799-1 | | | | | | |

| Surrogate | %Recovery | Qualifier | Acceptance Criteria | Column |
|---|---|---|---|---|
| 2,4,5,6-Tetrachloro-m-xylene | 63 | | 30-150 | A |
| Decachlorobiphenyl | 78 | | 30-150 | A |
| 2,4,5,6-Tetrachloro-m-xylene | 66 | | 30-150 | B |
| Decachlorobiphenyl | 89 | | 30-150 | B |

**Project Name:** 128 N MAIN
**Project Number:** 12166:2B

**Lab Number:** L2226066
**Report Date:** 06/16/22

# Method Blank Analysis
## Batch Quality Control

Analytical Method: 1,8081B
Analytical Date: 05/25/22 00:59
Analyst: MMG

Extraction Method: EPA 3546
Extraction Date: 05/23/22 18:53
Cleanup Method: EPA 3620B
Cleanup Date: 05/24/22

| Parameter | Result | Qualifier | Units | RL | MDL | Column |
|---|---|---|---|---|---|---|
| Organochlorine Pesticides by GC - Westborough Lab for sample(s): 02 Batch: WG1641925-1 | | | | | | |
| Delta-BHC | ND | | ug/kg | 1.56 | 0.305 | A |
| Lindane | ND | | ug/kg | 0.650 | 0.290 | A |
| Alpha-BHC | ND | | ug/kg | 0.650 | 0.184 | A |
| Beta-BHC | ND | | ug/kg | 1.56 | 0.591 | A |
| Heptachlor | ND | | ug/kg | 0.780 | 0.350 | A |
| Aldrin | ND | | ug/kg | 1.56 | 0.549 | A |
| Heptachlor epoxide | ND | | ug/kg | 2.92 | 0.877 | A |
| Endrin | ND | | ug/kg | 0.650 | 0.266 | A |
| Endrin aldehyde | ND | | ug/kg | 1.95 | 0.682 | A |
| Endrin ketone | ND | | ug/kg | 1.56 | 0.402 | A |
| Dieldrin | ND | | ug/kg | 0.975 | 0.487 | A |
| 4,4'-DDE | ND | | ug/kg | 1.56 | 0.361 | A |
| 4,4'-DDD | ND | | ug/kg | 1.56 | 0.556 | A |
| 4,4'-DDT | ND | | ug/kg | 2.92 | 1.25 | A |
| Endosulfan I | ND | | ug/kg | 1.56 | 0.368 | A |
| Endosulfan II | ND | | ug/kg | 1.56 | 0.521 | A |
| Endosulfan sulfate | ND | | ug/kg | 0.650 | 0.309 | A |
| Methoxychlor | ND | | ug/kg | 2.92 | 0.910 | A |
| Toxaphene | ND | | ug/kg | 29.2 | 8.19 | A |
| cis-Chlordane | ND | | ug/kg | 1.95 | 0.543 | A |
| trans-Chlordane | ND | | ug/kg | 1.95 | 0.515 | A |
| Chlordane | ND | | ug/kg | 13.0 | 5.16 | A |

**Project Name:** 128 N MAIN
**Project Number:** 12166:2B

**Lab Number:** L2226066
**Report Date:** 06/16/22

# Method Blank Analysis
## Batch Quality Control

Analytical Method: 1,8081B
Analytical Date: 05/25/22 00:59
Analyst: MMG

Extraction Method: EPA 3546
Extraction Date: 05/23/22 18:53
Cleanup Method: EPA 3620B
Cleanup Date: 05/24/22

| Parameter | Result | Qualifier | Units | RL | MDL | Column |
|---|---|---|---|---|---|---|
| Organochlorine Pesticides by GC - Westborough Lab for sample(s): 02 Batch: WG1641925-1 | | | | | | |

| Surrogate | %Recovery | Qualifier | Acceptance Criteria | Column |
|---|---|---|---|---|
| 2,4,5,6-Tetrachloro-m-xylene | 75 | | 30-150 | A |
| Decachlorobiphenyl | 88 | | 30-150 | A |
| 2,4,5,6-Tetrachloro-m-xylene | 77 | | 30-150 | B |
| Decachlorobiphenyl | 95 | | 30-150 | B |

**Project Name:** 128 N MAIN
**Project Number:** 12166:2B

**Lab Number:** L2226066
**Report Date:** 06/16/22

# Method Blank Analysis
## Batch Quality Control

Analytical Method: 1,8081B
Analytical Date: 05/25/22 14:13
Analyst: AR

Extraction Method: EPA 3546
Extraction Date: 05/23/22 18:53
Cleanup Method: EPA 3620B
Cleanup Date: 05/24/22
Cleanup Method: EPA 3660B
Cleanup Date: 05/25/22

| Parameter | Result | Qualifier | Units | RL | MDL | Column |
|---|---|---|---|---|---|---|
| Organochlorine Pesticides by GC - Westborough Lab for sample(s): 01 Batch: WG1642830-1 | | | | | | |
| Delta-BHC | ND | | ug/kg | 1.56 | 0.305 | A |
| Lindane | ND | | ug/kg | 0.650 | 0.290 | A |
| Alpha-BHC | ND | | ug/kg | 0.650 | 0.184 | A |
| Beta-BHC | ND | | ug/kg | 1.56 | 0.591 | A |
| Heptachlor | ND | | ug/kg | 0.780 | 0.350 | A |
| Aldrin | ND | | ug/kg | 1.56 | 0.549 | A |
| Heptachlor epoxide | ND | | ug/kg | 2.92 | 0.877 | A |
| Endrin | ND | | ug/kg | 0.650 | 0.266 | A |
| Endrin aldehyde | ND | | ug/kg | 1.95 | 0.682 | A |
| Endrin ketone | ND | | ug/kg | 1.56 | 0.402 | A |
| Dieldrin | ND | | ug/kg | 0.975 | 0.487 | A |
| 4,4'-DDE | ND | | ug/kg | 1.56 | 0.361 | A |
| 4,4'-DDD | ND | | ug/kg | 1.56 | 0.556 | A |
| 4,4'-DDT | ND | | ug/kg | 2.92 | 1.25 | A |
| Endosulfan I | ND | | ug/kg | 1.56 | 0.368 | A |
| Endosulfan II | ND | | ug/kg | 1.56 | 0.521 | A |
| Endosulfan sulfate | ND | | ug/kg | 0.650 | 0.309 | A |
| Methoxychlor | ND | | ug/kg | 2.92 | 0.910 | A |
| Toxaphene | ND | | ug/kg | 29.2 | 8.19 | A |
| cis-Chlordane | ND | | ug/kg | 1.95 | 0.543 | A |
| trans-Chlordane | ND | | ug/kg | 1.95 | 0.515 | A |
| Chlordane | ND | | ug/kg | 13.0 | 5.16 | A |

**Project Name:** 128 N MAIN
**Project Number:** 12166:2B

**Lab Number:** L2226066
**Report Date:** 06/16/22

# Method Blank Analysis
## Batch Quality Control

Analytical Method: 1,8081B
Analytical Date: 05/25/22 14:13
Analyst: AR

Extraction Method: EPA 3546
Extraction Date: 05/23/22 18:53
Cleanup Method: EPA 3620B
Cleanup Date: 05/24/22
Cleanup Method: EPA 3660B
Cleanup Date: 05/25/22

| Parameter | Result | Qualifier | Units | RL | MDL | Column |
|---|---|---|---|---|---|---|
| Organochlorine Pesticides by GC - Westborough Lab for sample(s): 01 Batch: WG1642830-1 | | | | | | |

| Surrogate | %Recovery | Qualifier | Acceptance Criteria | Column |
|---|---|---|---|---|
| 2,4,5,6-Tetrachloro-m-xylene | 69 | | 30-150 | A |
| Decachlorobiphenyl | 82 | | 30-150 | A |
| 2,4,5,6-Tetrachloro-m-xylene | 83 | | 30-150 | B |
| Decachlorobiphenyl | 91 | | 30-150 | B |

# Lab Control Sample Analysis
## Batch Quality Control

**Project Name:** 128 N MAIN
**Project Number:** 12166:2B

**Lab Number:** L2226066
**Report Date:** 06/16/22

| Parameter | LCS %Recovery | Qual | LCSD %Recovery | Qual | %Recovery Limits | RPD | Qual | RPD Limits | Column |
|---|---|---|---|---|---|---|---|---|---|
| Organochlorine Pesticides by GC - Westborough Lab Associated sample(s): 03 Batch: WG1640799-2 WG1640799-3 | | | | | | | | | |
| Delta-BHC | 57 | | 53 | | 30-150 | 7 | | 20 | A |
| Lindane | 69 | | 66 | | 30-150 | 6 | | 20 | A |
| Alpha-BHC | 70 | | 66 | | 30-150 | 6 | | 20 | A |
| Beta-BHC | 68 | | 63 | | 30-150 | 7 | | 20 | A |
| Heptachlor | 70 | | 66 | | 30-150 | 7 | | 20 | A |
| Aldrin | 64 | | 60 | | 30-150 | 6 | | 20 | A |
| Heptachlor epoxide | 65 | | 62 | | 30-150 | 6 | | 20 | A |
| Endrin | 67 | | 64 | | 30-150 | 3 | | 20 | A |
| Endrin aldehyde | 55 | | 52 | | 30-150 | 6 | | 20 | A |
| Endrin ketone | 74 | | 71 | | 30-150 | 4 | | 20 | A |
| Dieldrin | 68 | | 67 | | 30-150 | 2 | | 20 | A |
| 4,4'-DDE | 61 | | 59 | | 30-150 | 4 | | 20 | A |
| 4,4'-DDD | 68 | | 67 | | 30-150 | 2 | | 20 | A |
| 4,4'-DDT | 69 | | 66 | | 30-150 | 4 | | 20 | A |
| Endosulfan I | 64 | | 63 | | 30-150 | 2 | | 20 | A |
| Endosulfan II | 65 | | 63 | | 30-150 | 3 | | 20 | A |
| Endosulfan sulfate | 65 | | 62 | | 30-150 | 4 | | 20 | A |
| Methoxychlor | 71 | | 71 | | 30-150 | 0 | | 20 | A |
| cis-Chlordane | 56 | | 55 | | 30-150 | 3 | | 20 | A |
| trans-Chlordane | 65 | | 63 | | 30-150 | 3 | | 20 | A |

# Lab Control Sample Analysis

## Batch Quality Control

**Project Name:** 128 N MAIN

**Project Number:** 12166:2B

**Lab Number:** L2226066

**Report Date:** 06/16/22

| Parameter | LCS %Recovery | Qual | LCSD %Recovery | Qual | %Recovery Limits | RPD | Qual | RPD Limits |
|---|---|---|---|---|---|---|---|---|
| Organochlorine Pesticides by GC - Westborough Lab Associated sample(s): 03 Batch: WG1640799-2 WG1640799-3 | | | | | | | | |

| Surrogate | LCS %Recovery | Qual | LCSD %Recovery | Qual | Acceptance Criteria | Column |
|---|---|---|---|---|---|---|
| 2,4,5,6-Tetrachloro-m-xylene | 63 | | 59 | | 30-150 | A |
| Decachlorobiphenyl | 78 | | 74 | | 30-150 | A |
| 2,4,5,6-Tetrachloro-m-xylene | 67 | | 62 | | 30-150 | B |
| Decachlorobiphenyl | 88 | | 85 | | 30-150 | B |

# Lab Control Sample Analysis
## Batch Quality Control

**Project Name:** 128 N MAIN
**Project Number:** 12166:2B

**Lab Number:** L2226066
**Report Date:** 06/16/22

| Parameter | LCS %Recovery | Qual | LCSD %Recovery | Qual | %Recovery Limits | RPD | Qual | RPD Limits | Column |
|---|---|---|---|---|---|---|---|---|---|
| Organochlorine Pesticides by GC - Westborough Lab Associated sample(s): 02 Batch: WG1641925-2 WG1641925-3 | | | | | | | | | |
| Delta-BHC | 86 | | 80 | | 30-150 | 7 | | 30 | A |
| Lindane | 85 | | 78 | | 30-150 | 9 | | 30 | A |
| Alpha-BHC | 88 | | 82 | | 30-150 | 7 | | 30 | A |
| Beta-BHC | 94 | | 79 | | 30-150 | 17 | | 30 | A |
| Heptachlor | 95 | | 90 | | 30-150 | 5 | | 30 | A |
| Aldrin | 83 | | 78 | | 30-150 | 6 | | 30 | A |
| Heptachlor epoxide | 77 | | 71 | | 30-150 | 8 | | 30 | A |
| Endrin | 88 | | 84 | | 30-150 | 5 | | 30 | A |
| Endrin aldehyde | 73 | | 63 | | 30-150 | 15 | | 30 | A |
| Endrin ketone | 92 | | 82 | | 30-150 | 11 | | 30 | A |
| Dieldrin | 88 | | 83 | | 30-150 | 6 | | 30 | A |
| 4,4'-DDE | 82 | | 75 | | 30-150 | 9 | | 30 | A |
| 4,4'-DDD | 87 | | 82 | | 30-150 | 6 | | 30 | A |
| 4,4'-DDT | 88 | | 84 | | 30-150 | 5 | | 30 | A |
| Endosulfan I | 79 | | 75 | | 30-150 | 5 | | 30 | A |
| Endosulfan II | 85 | | 81 | | 30-150 | 5 | | 30 | A |
| Endosulfan sulfate | 73 | | 68 | | 30-150 | 7 | | 30 | A |
| Methoxychlor | 90 | | 80 | | 30-150 | 12 | | 30 | A |
| cis-Chlordane | 74 | | 68 | | 30-150 | 8 | | 30 | A |
| trans-Chlordane | 86 | | 80 | | 30-150 | 7 | | 30 | A |

# Lab Control Sample Analysis
## Batch Quality Control

**Project Name:** 128 N MAIN
**Project Number:** 12166:2B

**Lab Number:** L2226066
**Report Date:** 06/16/22

| Parameter | LCS %Recovery | Qual | LCSD %Recovery | Qual | %Recovery Limits | RPD | Qual | RPD Limits |
|---|---|---|---|---|---|---|---|---|
| Organochlorine Pesticides by GC - Westborough Lab Associated sample(s): 02 Batch: WG1641925-2 WG1641925-3 | | | | | | | | |

| Surrogate | LCS %Recovery | Qual | LCSD %Recovery | Qual | Acceptance Criteria | Column |
|---|---|---|---|---|---|---|
| 2,4,5,6-Tetrachloro-m-xylene | 76 | | 70 | | 30-150 | A |
| Decachlorobiphenyl | 93 | | 83 | | 30-150 | A |
| 2,4,5,6-Tetrachloro-m-xylene | 76 | | 70 | | 30-150 | B |
| Decachlorobiphenyl | 99 | | 89 | | 30-150 | B |

# Lab Control Sample Analysis
## Batch Quality Control

**Project Name:** 128 N MAIN
**Project Number:** 12166:2B

**Lab Number:** L2226066
**Report Date:** 06/16/22

| Parameter | LCS %Recovery | Qual | LCSD %Recovery | Qual | %Recovery Limits | RPD | Qual | RPD Limits | Column |
|---|---|---|---|---|---|---|---|---|---|
| Organochlorine Pesticides by GC - Westborough Lab Associated sample(s): 01 Batch: WG1642830-2 WG1642830-3 | | | | | | | | | |
| Delta-BHC | 84 | | 78 | | 30-150 | 7 | | 30 | A |
| Lindane | 77 | | 72 | | 30-150 | 7 | | 30 | A |
| Alpha-BHC | 86 | | 80 | | 30-150 | 7 | | 30 | A |
| Beta-BHC | 80 | | 76 | | 30-150 | 5 | | 30 | A |
| Heptachlor | 81 | | 77 | | 30-150 | 5 | | 30 | A |
| Aldrin | 76 | | 74 | | 30-150 | 3 | | 30 | A |
| Heptachlor epoxide | 70 | | 66 | | 30-150 | 6 | | 30 | A |
| Endrin | 78 | | 76 | | 30-150 | 3 | | 30 | A |
| Endrin aldehyde | 66 | | 64 | | 30-150 | 3 | | 30 | A |
| Endrin ketone | 70 | | 67 | | 30-150 | 4 | | 30 | A |
| Dieldrin | 77 | | 73 | | 30-150 | 5 | | 30 | A |
| 4,4'-DDE | 72 | | 70 | | 30-150 | 3 | | 30 | A |
| 4,4'-DDD | 74 | | 72 | | 30-150 | 3 | | 30 | A |
| 4,4'-DDT | 70 | | 73 | | 30-150 | 4 | | 30 | A |
| Endosulfan I | 70 | | 65 | | 30-150 | 7 | | 30 | A |
| Endosulfan II | 74 | | 74 | | 30-150 | 0 | | 30 | A |
| Endosulfan sulfate | 61 | | 61 | | 30-150 | 0 | | 30 | A |
| Methoxychlor | 74 | | 77 | | 30-150 | 4 | | 30 | A |
| cis-Chlordane | 65 | | 62 | | 30-150 | 5 | | 30 | A |
| trans-Chlordane | 117 | | 118 | | 30-150 | 1 | | 30 | A |

# Lab Control Sample Analysis

## Batch Quality Control

**Project Name:** 128 N MAIN

**Project Number:** 12166:2B

**Lab Number:** L2226066

**Report Date:** 06/16/22

| Parameter | LCS %Recovery | Qual | LCSD %Recovery | Qual | %Recovery Limits | RPD | Qual | RPD Limits |
|---|---|---|---|---|---|---|---|---|
| Organochlorine Pesticides by GC - Westborough Lab Associated sample(s): 01 Batch: WG1642830-2 WG1642830-3 | | | | | | | | |

| Surrogate | LCS %Recovery | Qual | LCSD %Recovery | Qual | Acceptance Criteria | Column |
|---|---|---|---|---|---|---|
| 2,4,5,6-Tetrachloro-m-xylene | 70 | | 65 | | 30-150 | A |
| Decachlorobiphenyl | 84 | | 85 | | 30-150 | A |
| 2,4,5,6-Tetrachloro-m-xylene | 85 | | 79 | | 30-150 | B |
| Decachlorobiphenyl | 92 | | 93 | | 30-150 | B |

# METALS

**Project Name:** 128 N MAIN
**Project Number:** 12166:2B
**Lab Number:** L2226066
**Report Date:** 06/16/22

## SAMPLE RESULTS

Lab ID: L2226066-01
Client ID: SB-1 (8.5-9)
Sample Location: PORT CHESTER, NY

Date Collected: 05/17/22 09:40
Date Received: 05/17/22
Field Prep: Not Specified

Sample Depth:
Matrix: Soil
Percent Solids: 80%

| Parameter | Result | Qualifier | Units | RL | MDL | Dilution Factor | Date Prepared | Date Analyzed | Prep Method | Analytical Method | Analyst |
|---|---|---|---|---|---|---|---|---|---|---|---|
| **Total Metals - Mansfield Lab** | | | | | | | | | | | |
| Aluminum, Total | 3340 | | mg/kg | 4.76 | 1.28 | 1 | 06/07/22 08:00 | 06/15/22 16:53 | EPA 3050B | 1,6010D | ZK |
| Antimony, Total | ND | | mg/kg | 2.38 | 0.181 | 1 | 06/07/22 08:00 | 06/15/22 16:53 | EPA 3050B | 1,6010D | ZK |
| Arsenic, Total | 0.433 | J | mg/kg | 0.476 | 0.099 | 1 | 06/07/22 08:00 | 06/15/22 16:53 | EPA 3050B | 1,6010D | ZK |
| Barium, Total | 21.6 | | mg/kg | 0.476 | 0.083 | 1 | 06/07/22 08:00 | 06/15/22 16:53 | EPA 3050B | 1,6010D | ZK |
| Beryllium, Total | 0.114 | J | mg/kg | 0.238 | 0.016 | 1 | 06/07/22 08:00 | 06/15/22 16:53 | EPA 3050B | 1,6010D | ZK |
| Cadmium, Total | 0.171 | J | mg/kg | 0.476 | 0.047 | 1 | 06/07/22 08:00 | 06/15/22 16:53 | EPA 3050B | 1,6010D | ZK |
| Calcium, Total | 1060 | | mg/kg | 4.76 | 1.67 | 1 | 06/07/22 08:00 | 06/15/22 16:53 | EPA 3050B | 1,6010D | ZK |
| Chromium, Total | 6.83 | | mg/kg | 0.476 | 0.046 | 1 | 06/07/22 08:00 | 06/15/22 16:53 | EPA 3050B | 1,6010D | ZK |
| Cobalt, Total | 3.78 | | mg/kg | 0.952 | 0.079 | 1 | 06/07/22 08:00 | 06/15/22 16:53 | EPA 3050B | 1,6010D | ZK |
| Copper, Total | 13.8 | | mg/kg | 0.476 | 0.123 | 1 | 06/07/22 08:00 | 06/15/22 16:53 | EPA 3050B | 1,6010D | ZK |
| Iron, Total | 5400 | | mg/kg | 2.38 | 0.430 | 1 | 06/07/22 08:00 | 06/15/22 16:53 | EPA 3050B | 1,6010D | ZK |
| Lead, Total | 2.33 | J | mg/kg | 2.38 | 0.128 | 1 | 06/07/22 08:00 | 06/15/22 16:53 | EPA 3050B | 1,6010D | ZK |
| Magnesium, Total | 1320 | | mg/kg | 4.76 | 0.733 | 1 | 06/07/22 08:00 | 06/15/22 16:53 | EPA 3050B | 1,6010D | ZK |
| Manganese, Total | 60.4 | | mg/kg | 0.476 | 0.076 | 1 | 06/07/22 08:00 | 06/15/22 16:53 | EPA 3050B | 1,6010D | ZK |
| Mercury, Total | ND | | mg/kg | 0.078 | 0.051 | 1 | 06/07/22 11:25 | 06/08/22 09:56 | EPA 7471B | 1,7471B | AW |
| Nickel, Total | 9.03 | | mg/kg | 1.19 | 0.115 | 1 | 06/07/22 08:00 | 06/15/22 16:53 | EPA 3050B | 1,6010D | ZK |
| Potassium, Total | 824 | | mg/kg | 119 | 6.86 | 1 | 06/07/22 08:00 | 06/15/22 16:53 | EPA 3050B | 1,6010D | ZK |
| Selenium, Total | ND | | mg/kg | 0.952 | 0.123 | 1 | 06/07/22 08:00 | 06/15/22 16:53 | EPA 3050B | 1,6010D | ZK |
| Silver, Total | ND | | mg/kg | 0.476 | 0.135 | 1 | 06/07/22 08:00 | 06/15/22 16:53 | EPA 3050B | 1,6010D | ZK |
| Sodium, Total | 83.1 | J | mg/kg | 95.2 | 1.50 | 1 | 06/07/22 08:00 | 06/15/22 16:53 | EPA 3050B | 1,6010D | ZK |
| Thallium, Total | ND | | mg/kg | 0.952 | 0.150 | 1 | 06/07/22 08:00 | 06/15/22 16:53 | EPA 3050B | 1,6010D | ZK |
| Vanadium, Total | 8.98 | | mg/kg | 0.476 | 0.097 | 1 | 06/07/22 08:00 | 06/15/22 16:53 | EPA 3050B | 1,6010D | ZK |
| Zinc, Total | 24.8 | | mg/kg | 2.38 | 0.140 | 1 | 06/07/22 08:00 | 06/15/22 16:53 | EPA 3050B | 1,6010D | ZK |

**Project Name:** 128 N MAIN
**Project Number:** 12166:2B
**Lab Number:** L2226066
**Report Date:** 06/16/22

## SAMPLE RESULTS

Lab ID: L2226066-02
Client ID: SB-2 (1-1.5)
Sample Location: PORT CHESTER, NY
Date Collected: 05/17/22 10:35
Date Received: 05/17/22
Field Prep: Not Specified

Sample Depth:
Matrix: Soil
Percent Solids: 85%

| Parameter | Result | Qualifier | Units | RL | MDL | Dilution Factor | Date Prepared | Date Analyzed | Prep Method | Analytical Method | Analyst |
|---|---|---|---|---|---|---|---|---|---|---|---|
| **Total Metals - Mansfield Lab** | | | | | | | | | | | |
| Aluminum, Total | 6440 | | mg/kg | 4.59 | 1.24 | 1 | 06/07/22 08:00 | 06/15/22 16:57 | EPA 3050B | 1,6010D | ZK |
| Antimony, Total | ND | | mg/kg | 2.30 | 0.174 | 1 | 06/07/22 08:00 | 06/15/22 16:57 | EPA 3050B | 1,6010D | ZK |
| Arsenic, Total | 1.98 | | mg/kg | 0.459 | 0.096 | 1 | 06/07/22 08:00 | 06/15/22 16:57 | EPA 3050B | 1,6010D | ZK |
| Barium, Total | 62.2 | | mg/kg | 0.459 | 0.080 | 1 | 06/07/22 08:00 | 06/15/22 16:57 | EPA 3050B | 1,6010D | ZK |
| Beryllium, Total | 0.197 | J | mg/kg | 0.230 | 0.015 | 1 | 06/07/22 08:00 | 06/15/22 16:57 | EPA 3050B | 1,6010D | ZK |
| Cadmium, Total | 0.477 | | mg/kg | 0.459 | 0.045 | 1 | 06/07/22 08:00 | 06/15/22 16:57 | EPA 3050B | 1,6010D | ZK |
| Calcium, Total | 12100 | | mg/kg | 4.59 | 1.61 | 1 | 06/07/22 08:00 | 06/15/22 16:57 | EPA 3050B | 1,6010D | ZK |
| Chromium, Total | 11.8 | | mg/kg | 0.459 | 0.044 | 1 | 06/07/22 08:00 | 06/15/22 16:57 | EPA 3050B | 1,6010D | ZK |
| Cobalt, Total | 5.41 | | mg/kg | 0.918 | 0.076 | 1 | 06/07/22 08:00 | 06/15/22 16:57 | EPA 3050B | 1,6010D | ZK |
| Copper, Total | 14.9 | | mg/kg | 0.459 | 0.118 | 1 | 06/07/22 08:00 | 06/15/22 16:57 | EPA 3050B | 1,6010D | ZK |
| Iron, Total | 16700 | | mg/kg | 2.30 | 0.414 | 1 | 06/07/22 08:00 | 06/15/22 16:57 | EPA 3050B | 1,6010D | ZK |
| Lead, Total | 32.5 | | mg/kg | 2.30 | 0.123 | 1 | 06/07/22 08:00 | 06/15/22 16:57 | EPA 3050B | 1,6010D | ZK |
| Magnesium, Total | 2610 | | mg/kg | 4.59 | 0.707 | 1 | 06/07/22 08:00 | 06/15/22 16:57 | EPA 3050B | 1,6010D | ZK |
| Manganese, Total | 217 | | mg/kg | 0.459 | 0.073 | 1 | 06/07/22 08:00 | 06/15/22 16:57 | EPA 3050B | 1,6010D | ZK |
| Mercury, Total | ND | | mg/kg | 0.075 | 0.049 | 1 | 06/07/22 11:25 | 06/08/22 10:00 | EPA 7471B | 1,7471B | AW |
| Nickel, Total | 10.1 | | mg/kg | 1.15 | 0.111 | 1 | 06/07/22 08:00 | 06/15/22 16:57 | EPA 3050B | 1,6010D | ZK |
| Potassium, Total | 1990 | | mg/kg | 115 | 6.61 | 1 | 06/07/22 08:00 | 06/15/22 16:57 | EPA 3050B | 1,6010D | ZK |
| Selenium, Total | ND | | mg/kg | 0.918 | 0.118 | 1 | 06/07/22 08:00 | 06/15/22 16:57 | EPA 3050B | 1,6010D | ZK |
| Silver, Total | ND | | mg/kg | 0.459 | 0.130 | 1 | 06/07/22 08:00 | 06/15/22 16:57 | EPA 3050B | 1,6010D | ZK |
| Sodium, Total | 137 | | mg/kg | 91.8 | 1.44 | 1 | 06/07/22 08:00 | 06/15/22 16:57 | EPA 3050B | 1,6010D | ZK |
| Thallium, Total | ND | | mg/kg | 0.918 | 0.144 | 1 | 06/07/22 08:00 | 06/15/22 16:57 | EPA 3050B | 1,6010D | ZK |
| Vanadium, Total | 16.3 | | mg/kg | 0.459 | 0.093 | 1 | 06/07/22 08:00 | 06/15/22 16:57 | EPA 3050B | 1,6010D | ZK |
| Zinc, Total | 46.1 | | mg/kg | 2.30 | 0.134 | 1 | 06/07/22 08:00 | 06/15/22 16:57 | EPA 3050B | 1,6010D | ZK |

**Project Name:** 128 N MAIN
**Project Number:** 12166:2B
**Lab Number:** L2226066
**Report Date:** 06/16/22

## SAMPLE RESULTS

Lab ID: L2226066-03
Client ID: TW-1
Sample Location: PORT CHESTER, NY
Date Collected: 05/17/22 09:50
Date Received: 05/17/22
Field Prep: Not Specified

Sample Depth:
Matrix: Water

| Parameter | Result | Qualifier | Units | RL | MDL | Dilution Factor | Date Prepared | Date Analyzed | Prep Method | Analytical Method | Analyst |
|---|---|---|---|---|---|---|---|---|---|---|---|
| **Total Metals - Mansfield Lab** | | | | | | | | | | | |
| Aluminum, Total | 174. | | mg/l | 0.0100 | 0.00327 | 1 | 06/06/22 18:31 | 06/07/22 11:18 | EPA 3005A | 1,6020B | SV |
| Antimony, Total | 0.00066 | J | mg/l | 0.00400 | 0.00042 | 1 | 06/06/22 18:31 | 06/07/22 11:18 | EPA 3005A | 1,6020B | SV |
| Arsenic, Total | 0.03652 | | mg/l | 0.00050 | 0.00016 | 1 | 06/06/22 18:31 | 06/07/22 11:18 | EPA 3005A | 1,6020B | SV |
| Barium, Total | 1.260 | | mg/l | 0.00050 | 0.00017 | 1 | 06/06/22 18:31 | 06/07/22 11:18 | EPA 3005A | 1,6020B | SV |
| Beryllium, Total | 0.00961 | | mg/l | 0.00050 | 0.00010 | 1 | 06/06/22 18:31 | 06/07/22 17:09 | EPA 3005A | 1,6020B | SV |
| Cadmium, Total | 0.00219 | | mg/l | 0.00020 | 0.00005 | 1 | 06/06/22 18:31 | 06/07/22 11:18 | EPA 3005A | 1,6020B | SV |
| Calcium, Total | 159. | | mg/l | 0.100 | 0.0394 | 1 | 06/06/22 18:31 | 06/07/22 11:18 | EPA 3005A | 1,6020B | SV |
| Chromium, Total | 0.8237 | | mg/l | 0.00100 | 0.00017 | 1 | 06/06/22 18:31 | 06/07/22 11:18 | EPA 3005A | 1,6020B | SV |
| Cobalt, Total | 0.1666 | | mg/l | 0.00050 | 0.00016 | 1 | 06/06/22 18:31 | 06/07/22 11:18 | EPA 3005A | 1,6020B | SV |
| Copper, Total | 0.5671 | | mg/l | 0.00100 | 0.00038 | 1 | 06/06/22 18:31 | 06/07/22 11:18 | EPA 3005A | 1,6020B | SV |
| Iron, Total | 237. | | mg/l | 0.0500 | 0.0191 | 1 | 06/06/22 18:31 | 06/07/22 11:18 | EPA 3005A | 1,6020B | SV |
| Lead, Total | 0.2629 | | mg/l | 0.00100 | 0.00034 | 1 | 06/06/22 18:31 | 06/07/22 11:18 | EPA 3005A | 1,6020B | SV |
| Magnesium, Total | 55.5 | | mg/l | 0.0700 | 0.0242 | 1 | 06/06/22 18:31 | 06/07/22 11:18 | EPA 3005A | 1,6020B | SV |
| Manganese, Total | 13.46 | | mg/l | 0.00500 | 0.00220 | 5 | 06/06/22 18:31 | 06/07/22 14:57 | EPA 3005A | 1,6020B | SV |
| Mercury, Total | 0.00152 | J | mg/l | 0.00200 | 0.00091 | 1 | 06/09/22 20:55 | 06/10/22 09:02 | EPA 7470A | 1,7470A | DMB |
| Nickel, Total | 0.3415 | | mg/l | 0.00200 | 0.00055 | 1 | 06/06/22 18:31 | 06/07/22 11:18 | EPA 3005A | 1,6020B | SV |
| Potassium, Total | 29.9 | | mg/l | 0.100 | 0.0309 | 1 | 06/06/22 18:31 | 06/07/22 11:18 | EPA 3005A | 1,6020B | SV |
| Selenium, Total | 0.0682 | | mg/l | 0.00500 | 0.00173 | 1 | 06/06/22 18:31 | 06/07/22 11:18 | EPA 3005A | 1,6020B | SV |
| Silver, Total | 0.00045 | | mg/l | 0.00040 | 0.00016 | 1 | 06/06/22 18:31 | 06/07/22 11:18 | EPA 3005A | 1,6020B | SV |
| Sodium, Total | 205. | | mg/l | 0.100 | 0.0293 | 1 | 06/06/22 18:31 | 06/07/22 11:18 | EPA 3005A | 1,6020B | SV |
| Thallium, Total | 0.00272 | | mg/l | 0.00200 | 0.00014 | 1 | 06/06/22 18:31 | 06/07/22 11:18 | EPA 3005A | 1,6020B | SV |
| Vanadium, Total | 0.2431 | | mg/l | 0.00500 | 0.00157 | 1 | 06/06/22 18:31 | 06/07/22 11:18 | EPA 3005A | 1,6020B | SV |
| Zinc, Total | 0.4956 | | mg/l | 0.01000 | 0.00341 | 1 | 06/06/22 18:31 | 06/07/22 11:18 | EPA 3005A | 1,6020B | SV |

**Project Name:** 128 N MAIN **Lab Number:** L2226066

**Project Number:** 12166:2B **Report Date:** 06/16/22

# Method Blank Analysis
# Batch Quality Control

| Parameter | Result | Qualifier | Units | RL | MDL | Dilution Factor | Date Prepared | Date Analyzed | Analytical Method | Analyst |
|---|---|---|---|---|---|---|---|---|---|---|
| Total Metals - Mansfield Lab for sample(s): 01-02 Batch: WG1647002-1 | | | | | | | | | | |
| Aluminum, Total | ND | | mg/kg | 4.00 | 1.08 | 1 | 06/07/22 08:00 | 06/15/22 11:58 | 1,6010D | ZK |
| Antimony, Total | ND | | mg/kg | 2.00 | 0.152 | 1 | 06/07/22 08:00 | 06/15/22 11:58 | 1,6010D | ZK |
| Arsenic, Total | ND | | mg/kg | 0.400 | 0.083 | 1 | 06/07/22 08:00 | 06/15/22 11:58 | 1,6010D | ZK |
| Barium, Total | ND | | mg/kg | 0.400 | 0.070 | 1 | 06/07/22 08:00 | 06/15/22 11:58 | 1,6010D | ZK |
| Beryllium, Total | ND | | mg/kg | 0.200 | 0.013 | 1 | 06/07/22 08:00 | 06/15/22 11:58 | 1,6010D | ZK |
| Cadmium, Total | ND | | mg/kg | 0.400 | 0.039 | 1 | 06/07/22 08:00 | 06/15/22 11:58 | 1,6010D | ZK |
| Calcium, Total | ND | | mg/kg | 4.00 | 1.40 | 1 | 06/07/22 08:00 | 06/15/22 11:58 | 1,6010D | ZK |
| Chromium, Total | ND | | mg/kg | 0.400 | 0.038 | 1 | 06/07/22 08:00 | 06/15/22 11:58 | 1,6010D | ZK |
| Cobalt, Total | ND | | mg/kg | 0.800 | 0.066 | 1 | 06/07/22 08:00 | 06/15/22 11:58 | 1,6010D | ZK |
| Copper, Total | ND | | mg/kg | 0.400 | 0.103 | 1 | 06/07/22 08:00 | 06/15/22 11:58 | 1,6010D | ZK |
| Iron, Total | 1.65 | J | mg/kg | 2.00 | 0.361 | 1 | 06/07/22 08:00 | 06/15/22 11:58 | 1,6010D | ZK |
| Lead, Total | ND | | mg/kg | 2.00 | 0.107 | 1 | 06/07/22 08:00 | 06/15/22 11:58 | 1,6010D | ZK |
| Magnesium, Total | ND | | mg/kg | 4.00 | 0.616 | 1 | 06/07/22 08:00 | 06/15/22 11:58 | 1,6010D | ZK |
| Manganese, Total | ND | | mg/kg | 0.400 | 0.064 | 1 | 06/07/22 08:00 | 06/15/22 11:58 | 1,6010D | ZK |
| Nickel, Total | ND | | mg/kg | 1.00 | 0.097 | 1 | 06/07/22 08:00 | 06/15/22 11:58 | 1,6010D | ZK |
| Potassium, Total | ND | | mg/kg | 100 | 5.76 | 1 | 06/07/22 08:00 | 06/15/22 11:58 | 1,6010D | ZK |
| Selenium, Total | ND | | mg/kg | 0.800 | 0.103 | 1 | 06/07/22 08:00 | 06/15/22 11:58 | 1,6010D | ZK |
| Silver, Total | ND | | mg/kg | 0.400 | 0.113 | 1 | 06/07/22 08:00 | 06/15/22 11:58 | 1,6010D | ZK |
| Sodium, Total | ND | | mg/kg | 80.0 | 1.26 | 1 | 06/07/22 08:00 | 06/15/22 11:58 | 1,6010D | ZK |
| Thallium, Total | ND | | mg/kg | 0.800 | 0.126 | 1 | 06/07/22 08:00 | 06/15/22 11:58 | 1,6010D | ZK |
| Vanadium, Total | ND | | mg/kg | 0.400 | 0.081 | 1 | 06/07/22 08:00 | 06/15/22 11:58 | 1,6010D | ZK |
| Zinc, Total | ND | | mg/kg | 2.00 | 0.117 | 1 | 06/07/22 08:00 | 06/15/22 11:58 | 1,6010D | ZK |

**Prep Information**

Digestion Method: EPA 3050B

| Parameter | Result | Qualifier | Units | RL | MDL | Dilution Factor | Date Prepared | Date Analyzed | Analytical Method | Analyst |
|---|---|---|---|---|---|---|---|---|---|---|
| Total Metals - Mansfield Lab for sample(s): 03 Batch: WG1647206-1 | | | | | | | | | | |
| Aluminum, Total | ND | | mg/l | 0.0100 | 0.00327 | 1 | 06/06/22 18:31 | 06/07/22 09:36 | 1,6020B | SV |
| Antimony, Total | ND | | mg/l | 0.00400 | 0.00042 | 1 | 06/06/22 18:31 | 06/07/22 09:36 | 1,6020B | SV |
| Arsenic, Total | ND | | mg/l | 0.00050 | 0.00016 | 1 | 06/06/22 18:31 | 06/07/22 09:36 | 1,6020B | SV |

**Project Name:** 128 N MAIN **Lab Number:** L2226066

**Project Number:** 12166:2B **Report Date:** 06/16/22

# Method Blank Analysis
# Batch Quality Control

| | | | | | | | | | | |
|---|---|---|---|---|---|---|---|---|---|---|
| Barium, Total | ND | | mg/l | 0.00050 | 0.00017 | 1 | 06/06/22 18:31 | 06/07/22 09:36 | 1,6020B | SV |
| Beryllium, Total | ND | | mg/l | 0.00050 | 0.00010 | 1 | 06/06/22 18:31 | 06/07/22 09:36 | 1,6020B | SV |
| Cadmium, Total | ND | | mg/l | 0.00020 | 0.00005 | 1 | 06/06/22 18:31 | 06/07/22 09:36 | 1,6020B | SV |
| Calcium, Total | ND | | mg/l | 0.100 | 0.0394 | 1 | 06/06/22 18:31 | 06/07/22 09:36 | 1,6020B | SV |
| Chromium, Total | ND | | mg/l | 0.00100 | 0.00017 | 1 | 06/06/22 18:31 | 06/07/22 09:36 | 1,6020B | SV |
| Cobalt, Total | ND | | mg/l | 0.00050 | 0.00016 | 1 | 06/06/22 18:31 | 06/07/22 09:36 | 1,6020B | SV |
| Copper, Total | ND | | mg/l | 0.00100 | 0.00038 | 1 | 06/06/22 18:31 | 06/07/22 09:36 | 1,6020B | SV |
| Iron, Total | ND | | mg/l | 0.0500 | 0.0191 | 1 | 06/06/22 18:31 | 06/07/22 09:36 | 1,6020B | SV |
| Lead, Total | ND | | mg/l | 0.00100 | 0.00034 | 1 | 06/06/22 18:31 | 06/07/22 09:36 | 1,6020B | SV |
| Magnesium, Total | ND | | mg/l | 0.0700 | 0.0242 | 1 | 06/06/22 18:31 | 06/07/22 09:36 | 1,6020B | SV |
| Manganese, Total | ND | | mg/l | 0.00100 | 0.00044 | 1 | 06/06/22 18:31 | 06/07/22 09:36 | 1,6020B | SV |
| Nickel, Total | ND | | mg/l | 0.00200 | 0.00055 | 1 | 06/06/22 18:31 | 06/07/22 09:36 | 1,6020B | SV |
| Potassium, Total | ND | | mg/l | 0.100 | 0.0309 | 1 | 06/06/22 18:31 | 06/07/22 09:36 | 1,6020B | SV |
| Selenium, Total | ND | | mg/l | 0.00500 | 0.00173 | 1 | 06/06/22 18:31 | 06/07/22 09:36 | 1,6020B | SV |
| Silver, Total | ND | | mg/l | 0.00040 | 0.00016 | 1 | 06/06/22 18:31 | 06/07/22 09:36 | 1,6020B | SV |
| Sodium, Total | ND | | mg/l | 0.100 | 0.0293 | 1 | 06/06/22 18:31 | 06/07/22 09:36 | 1,6020B | SV |
| Thallium, Total | 0.00032 | J | mg/l | 0.00200 | 0.00014 | 1 | 06/06/22 18:31 | 06/07/22 09:36 | 1,6020B | SV |
| Vanadium, Total | ND | | mg/l | 0.00500 | 0.00157 | 1 | 06/06/22 18:31 | 06/07/22 09:36 | 1,6020B | SV |
| Zinc, Total | ND | | mg/l | 0.01000 | 0.00341 | 1 | 06/06/22 18:31 | 06/07/22 09:36 | 1,6020B | SV |

**Prep Information**

Digestion Method: EPA 3005A

| Parameter | Result | Qualifier | Units | RL | MDL | Dilution Factor | Date Prepared | Date Analyzed | Analytical Method | Analyst |
|---|---|---|---|---|---|---|---|---|---|---|
| Total Metals - Mansfield Lab for sample(s): 01-02 Batch: WG1647519-1 | | | | | | | | | | |
| Mercury, Total | ND | | mg/kg | 0.083 | 0.054 | 1 | 06/07/22 11:25 | 06/08/22 08:34 | 1,7471B | AW |

**Prep Information**

Digestion Method: EPA 7471B

**Project Name:** 128 N MAIN **Lab Number:** L2226066

**Project Number:** 12166:2B **Report Date:** 06/16/22

# Method Blank Analysis
# Batch Quality Control

| Parameter | Result | Qualifier | Units | RL | MDL | Dilution Factor | Date Prepared | Date Analyzed | Analytical Method | Analyst |
|---|---|---|---|---|---|---|---|---|---|---|
| Total Metals - Mansfield Lab for sample(s): 03 Batch: WG1648592-1 | | | | | | | | | | |
| Mercury, Total | ND | | mg/l | 0.00020 | 0.00009 | 1 | 06/09/22 20:55 | 06/10/22 08:31 | 1,7470A | DMB |

**Prep Information**

Digestion Method: EPA 7470A

# Lab Control Sample Analysis
## Batch Quality Control

**Project Name:** 128 N MAIN
**Project Number:** 12166:2B

**Lab Number:** L2226066
**Report Date:** 06/16/22

| Parameter | LCS %Recovery | Qual | LCSD %Recovery | Qual | %Recovery Limits | RPD | Qual | RPD Limits |
|---|---|---|---|---|---|---|---|---|
| Total Metals - Mansfield Lab Associated sample(s): 01-02 Batch: WG1647002-2 SRM Lot Number: D113-540 | | | | | | | | |
| Aluminum, Total | 80 | | - | | 51-149 | - | | |
| Antimony, Total | 136 | | - | | 20-250 | - | | |
| Arsenic, Total | 95 | | - | | 70-130 | - | | |
| Barium, Total | 92 | | - | | 75-125 | - | | |
| Beryllium, Total | 101 | | - | | 75-125 | - | | |
| Cadmium, Total | 94 | | - | | 75-125 | - | | |
| Calcium, Total | 89 | | - | | 73-128 | - | | |
| Chromium, Total | 94 | | - | | 70-130 | - | | |
| Cobalt, Total | 95 | | - | | 75-125 | - | | |
| Copper, Total | 92 | | - | | 75-125 | - | | |
| Iron, Total | 106 | | - | | 36-164 | - | | |
| Lead, Total | 90 | | - | | 72-128 | - | | |
| Magnesium, Total | 88 | | - | | 63-138 | - | | |
| Manganese, Total | 94 | | - | | 77-123 | - | | |
| Nickel, Total | 96 | | - | | 70-130 | - | | |
| Potassium, Total | 87 | | - | | 59-141 | - | | |
| Selenium, Total | 99 | | - | | 66-134 | - | | |
| Silver, Total | 93 | | - | | 70-131 | - | | |
| Sodium, Total | 95 | | - | | 35-164 | - | | |
| Thallium, Total | 96 | | - | | 70-130 | - | | |
| Vanadium, Total | 94 | | - | | 74-126 | - | | |

# Lab Control Sample Analysis
## Batch Quality Control

**Project Name:** 128 N MAIN
**Project Number:** 12166:2B

**Lab Number:** L2226066
**Report Date:** 06/16/22

| Parameter | LCS %Recovery | LCSD %Recovery | %Recovery Limits | RPD | RPD Limits |
|---|---|---|---|---|---|
| Total Metals - Mansfield Lab Associated sample(s): 01-02 Batch: WG1647002-2 SRM Lot Number: D113-540 | | | | | |
| Zinc, Total | 93 | - | 70-130 | - | |

# Lab Control Sample Analysis
## Batch Quality Control

**Project Name:** 128 N MAIN
**Project Number:** 12166:2B

**Lab Number:** L2226066
**Report Date:** 06/16/22

| Parameter | LCS %Recovery | LCSD %Recovery | %Recovery Limits | RPD | RPD Limits |
|---|---|---|---|---|---|
| Total Metals - Mansfield Lab Associated sample(s): 03 Batch: WG1647206-2 | | | | | |
| Aluminum, Total | 98 | - | 80-120 | - | |
| Antimony, Total | 82 | - | 80-120 | - | |
| Arsenic, Total | 105 | - | 80-120 | - | |
| Barium, Total | 94 | - | 80-120 | - | |
| Beryllium, Total | 103 | - | 80-120 | - | |
| Cadmium, Total | 94 | - | 80-120 | - | |
| Calcium, Total | 96 | - | 80-120 | - | |
| Chromium, Total | 93 | - | 80-120 | - | |
| Cobalt, Total | 90 | - | 80-120 | - | |
| Copper, Total | 92 | - | 80-120 | - | |
| Iron, Total | 95 | - | 80-120 | - | |
| Lead, Total | 104 | - | 80-120 | - | |
| Magnesium, Total | 112 | - | 80-120 | - | |
| Manganese, Total | 95 | - | 80-120 | - | |
| Nickel, Total | 92 | - | 80-120 | - | |
| Potassium, Total | 109 | - | 80-120 | - | |
| Selenium, Total | 104 | - | 80-120 | - | |
| Silver, Total | 98 | - | 80-120 | - | |
| Sodium, Total | 108 | - | 80-120 | - | |
| Thallium, Total | 111 | - | 80-120 | - | |
| Vanadium, Total | 94 | - | 80-120 | - | |

# Lab Control Sample Analysis
## Batch Quality Control

**Project Name:** 128 N MAIN
**Project Number:** 12166:2B

**Lab Number:** L2226066
**Report Date:** 06/16/22

| Parameter | LCS %Recovery | LCSD %Recovery | %Recovery Limits | RPD | RPD Limits |
|---|---|---|---|---|---|
| Total Metals - Mansfield Lab Associated sample(s): 03 Batch: WG1647206-2 | | | | | |
| Zinc, Total | 91 | - | 80-120 | - | |
| Total Metals - Mansfield Lab Associated sample(s): 01-02 Batch: WG1647519-2 SRM Lot Number: D113-540 | | | | | |
| Mercury, Total | 92 | - | 60-140 | - | |
| Total Metals - Mansfield Lab Associated sample(s): 03 Batch: WG1648592-2 | | | | | |
| Mercury, Total | 99 | - | 80-120 | - | |

# Matrix Spike Analysis
## Batch Quality Control

**Project Name:** 128 N MAIN
**Project Number:** 12166:2B

**Lab Number:** L2226066
**Report Date:** 06/16/22

| Parameter | Native Sample | MS Added | MS Found | MS %Recovery | Qual | MSD Found | MSD %Recovery | Qual | Recovery Limits | RPD | Qual | RPD Limits |
|---|---|---|---|---|---|---|---|---|---|---|---|---|
| Total Metals - Mansfield Lab Associated sample(s): 01-02 QC Batch ID: WG1647002-3 QC Sample: L2225798-01 Client ID: MS Sample | | | | | | | | | | | | |
| Aluminum, Total | 1020 | 177 | 1390 | **209** | Q | - | - | | 75-125 | - | | 20 |
| Antimony, Total | ND | 44.2 | 40.0 | 90 | | - | - | | 75-125 | - | | 20 |
| Arsenic, Total | 0.553J | 10.6 | 11.2 | 105 | | - | - | | 75-125 | - | | 20 |
| Barium, Total | 5.02 | 177 | 180 | 99 | | - | - | | 75-125 | - | | 20 |
| Beryllium, Total | ND | 4.42 | 4.53 | 102 | | - | - | | 75-125 | - | | 20 |
| Cadmium, Total | ND | 4.69 | 4.78 | 102 | | - | - | | 75-125 | - | | 20 |
| Calcium, Total | 302 | 885 | 1230 | 105 | | - | - | | 75-125 | - | | 20 |
| Chromium, Total | 3.58 | 17.7 | 20.3 | 94 | | - | - | | 75-125 | - | | 20 |
| Cobalt, Total | 0.959J | 44.2 | 41.5 | 94 | | - | - | | 75-125 | - | | 20 |
| Copper, Total | 1.14 | 22.1 | 22.9 | 98 | | - | - | | 75-125 | - | | 20 |
| Iron, Total | 2370 | 88.5 | 2610 | **271** | Q | - | - | | 75-125 | - | | 20 |
| Lead, Total | 1.42J | 46.9 | 47.5 | 101 | | - | - | | 75-125 | - | | 20 |
| Magnesium, Total | 349 | 885 | 1270 | 104 | | - | - | | 75-125 | - | | 20 |
| Manganese, Total | 18.8 | 44.2 | 64.6 | 104 | | - | - | | 75-125 | - | | 20 |
| Nickel, Total | 2.13J | 44.2 | 44.8 | 101 | | - | - | | 75-125 | - | | 20 |
| Potassium, Total | 240 | 885 | 1180 | 106 | | - | - | | 75-125 | - | | 20 |
| Selenium, Total | ND | 10.6 | 9.82 | 92 | | - | - | | 75-125 | - | | 20 |
| Silver, Total | ND | 26.5 | 26.4 | 99 | | - | - | | 75-125 | - | | 20 |
| Sodium, Total | 150J | 885 | 1060 | 120 | | - | - | | 75-125 | - | | 20 |
| Thallium, Total | ND | 10.6 | 10.4 | 98 | | - | - | | 75-125 | - | | 20 |
| Vanadium, Total | 4.37 | 44.2 | 47.5 | 97 | | - | - | | 75-125 | - | | 20 |

# Matrix Spike Analysis
## Batch Quality Control

**Project Name:** 128 N MAIN
**Project Number:** 12166:2B

**Lab Number:** L2226066
**Report Date:** 06/16/22

| Parameter | Native Sample | MS Added | MS Found | MS %Recovery | MSD Found | MSD %Recovery | Recovery Limits | RPD | RPD Limits |
|---|---|---|---|---|---|---|---|---|---|
| Total Metals - Mansfield Lab Associated sample(s): 01-02 QC Batch ID: WG1647002-3 QC Sample: L2225798-01 Client ID: MS Sample | | | | | | | | | |
| Zinc, Total | 4.45 | 44.2 | 48.1 | 99 | - | - | 75-125 | - | 20 |

# Matrix Spike Analysis
## Batch Quality Control

**Project Name:** 128 N MAIN
**Project Number:** 12166:2B

**Lab Number:** L2226066
**Report Date:** 06/16/22

| Parameter | Native Sample | MS Added | MS Found | MS %Recovery | MSD Found | MSD %Recovery | Recovery Limits | RPD | RPD Limits |
|---|---|---|---|---|---|---|---|---|---|
| Total Metals - Mansfield Lab Associated sample(s): 03 QC Batch ID: WG1647206-3 WG1647206-4 QC Sample: L2225881-26 Client ID: MS Sample | | | | | | | | | |
| Aluminum, Total | 0.420 | 2 | 2.35 | 96 | 2.17 | 88 | 75-125 | 8 | 20 |
| Antimony, Total | 0.00074J | 0.5 | 0.4489 | 90 | 0.3838 | 77 | 75-125 | 16 | 20 |
| Arsenic, Total | 0.00167 | 0.12 | 0.1208 | 99 | 0.1293 | 106 | 75-125 | 7 | 20 |
| Barium, Total | 0.00346 | 2 | 1.900 | 95 | 1.724 | 86 | 75-125 | 10 | 20 |
| Beryllium, Total | ND | 0.05 | 0.04633 | 93 | 0.04387 | 88 | 75-125 | 5 | 20 |
| Cadmium, Total | ND | 0.053 | 0.05006 | 94 | 0.04614 | 87 | 75-125 | 8 | 20 |
| Calcium, Total | 2.33 | 10 | 12.2 | 99 | 13.0 | 107 | 75-125 | 6 | 20 |
| Chromium, Total | 0.00716 | 0.2 | 0.1924 | 93 | 0.1730 | 83 | 75-125 | 11 | 20 |
| Cobalt, Total | 0.00033J | 0.5 | 0.4560 | 91 | 0.4149 | 83 | 75-125 | 9 | 20 |
| Copper, Total | 0.00087J | 0.25 | 0.2336 | 93 | 0.2100 | 84 | 75-125 | 11 | 20 |
| Iron, Total | 2.84 | 1 | 3.89 | 105 | 3.84 | 100 | 75-125 | 1 | 20 |
| Lead, Total | 0.00038J | 0.53 | 0.5439 | 103 | 0.5804 | 110 | 75-125 | 6 | 20 |
| Magnesium, Total | 0.489 | 10 | 11.3 | 108 | 12.2 | 117 | 75-125 | 8 | 20 |
| Manganese, Total | 0.2747 | 0.5 | 0.7620 | 97 | 0.7288 | 91 | 75-125 | 4 | 20 |
| Nickel, Total | 0.00350 | 0.5 | 0.4839 | 96 | 0.4250 | 84 | 75-125 | 13 | 20 |
| Potassium, Total | 0.722 | 10 | 11.3 | 106 | 12.3 | 116 | 75-125 | 8 | 20 |
| Selenium, Total | ND | 0.12 | 0.118 | 98 | 0.130 | 108 | 75-125 | 10 | 20 |
| Silver, Total | ND | 0.05 | 0.04905 | 98 | 0.04377 | 88 | 75-125 | 11 | 20 |
| Sodium, Total | 9.89 | 10 | 20.8 | 109 | 21.6 | 117 | 75-125 | 4 | 20 |
| Thallium, Total | 0.00027J | 0.12 | 0.1305 | 109 | 0.1376 | 115 | 75-125 | 5 | 20 |
| Vanadium, Total | ND | 0.5 | 0.4570 | 91 | 0.4254 | 85 | 75-125 | 7 | 20 |

# Matrix Spike Analysis
## Batch Quality Control

**Project Name:** 128 N MAIN
**Project Number:** 12166:2B

**Lab Number:** L2226066
**Report Date:** 06/16/22

| Parameter | Native Sample | MS Added | MS Found | MS %Recovery | MSD Found | MSD %Recovery | Recovery Limits | RPD | RPD Limits |
|---|---|---|---|---|---|---|---|---|---|
| Total Metals - Mansfield Lab Associated sample(s): 03 QC Batch ID: WG1647206-3 WG1647206-4 QC Sample: L2225881-26 Client ID: MS Sample | | | | | | | | | |
| Zinc, Total | 0.02867 | 0.5 | 0.4926 | 93 | 0.4548 | 85 | 75-125 | 8 | 20 |
| Total Metals - Mansfield Lab Associated sample(s): 01-02 QC Batch ID: WG1647519-3 QC Sample: L2225798-01 Client ID: MS Sample | | | | | | | | | |
| Mercury, Total | ND | 0.142 | 0.121 | 85 | - | - | 80-120 | - | 20 |
| Total Metals - Mansfield Lab Associated sample(s): 03 QC Batch ID: WG1648592-3 QC Sample: L2227045-01 Client ID: MS Sample | | | | | | | | | |
| Mercury, Total | ND | 0.005 | 0.00463 | 93 | - | - | 75-125 | - | 20 |

# Lab Duplicate Analysis
***Batch Quality Control***

**Project Name:** 128 N MAIN
**Project Number:** 12166:2B

***Lab Number:*** L2226066
***Report Date:*** 06/16/22

| Parameter | Native Sample | Duplicate Sample | Units | RPD | Qual | RPD Limits |
|---|---|---|---|---|---|---|
| Total Metals - Mansfield Lab Associated sample(s): 01-02 QC Batch ID: WG1647002-4 QC Sample: L2225798-01 Client ID: DUP Sample | | | | | | |
| Aluminum, Total | 1020 | 1110 | mg/kg | 8 | | 20 |
| Antimony, Total | ND | ND | mg/kg | NC | | 20 |
| Arsenic, Total | 0.553J | ND | mg/kg | NC | | 20 |
| Barium, Total | 5.02 | 5.76 | mg/kg | 14 | | 20 |
| Beryllium, Total | ND | ND | mg/kg | NC | | 20 |
| Cadmium, Total | ND | ND | mg/kg | NC | | 20 |
| Calcium, Total | 302 | 323 | mg/kg | 7 | | 20 |
| Chromium, Total | 3.58 | 17.1 | mg/kg | **131** | Q | 20 |
| Cobalt, Total | 0.959J | 1.33J | mg/kg | NC | | 20 |
| Copper, Total | 1.14 | 1.59 | mg/kg | **33** | Q | 20 |
| Iron, Total | 2370 | 2600 | mg/kg | 9 | | 20 |
| Lead, Total | 1.42J | 1.50J | mg/kg | NC | | 20 |
| Magnesium, Total | 349 | 395 | mg/kg | 12 | | 20 |
| Manganese, Total | 18.8 | 22.3 | mg/kg | 17 | | 20 |
| Nickel, Total | 2.13J | 8.97 | mg/kg | NC | | 20 |
| Potassium, Total | 240 | 268 | mg/kg | 11 | | 20 |
| Selenium, Total | ND | ND | mg/kg | NC | | 20 |
| Silver, Total | ND | ND | mg/kg | NC | | 20 |
| Sodium, Total | 150J | 155J | mg/kg | NC | | 20 |

# Lab Duplicate Analysis

***Batch Quality Control***

**Project Name:** 128 N MAIN

**Project Number:** 12166:2B

***Lab Number:*** L2226066

***Report Date:*** 06/16/22

| Parameter | Native Sample | Duplicate Sample | Units | RPD | RPD Limits |
|---|---|---|---|---|---|
| Total Metals - Mansfield Lab Associated sample(s): 01-02 QC Batch ID: WG1647002-4 QC Sample: L2225798-01 Client ID: DUP Sample | | | | | |
| Thallium, Total | ND | ND | mg/kg | NC | 20 |
| Vanadium, Total | 4.37 | 4.60 | mg/kg | 5 | 20 |
| Zinc, Total | 4.45 | 5.17 | mg/kg | 15 | 20 |
| Total Metals - Mansfield Lab Associated sample(s): 01-02 QC Batch ID: WG1647519-4 QC Sample: L2225798-01 Client ID: DUP Sample | | | | | |
| Mercury, Total | ND | ND | mg/kg | NC | 20 |
| Total Metals - Mansfield Lab Associated sample(s): 03 QC Batch ID: WG1648592-4 QC Sample: L2227045-01 Client ID: DUP Sample | | | | | |
| Mercury, Total | ND | ND | mg/l | NC | 20 |

**Project Name:** 128 N MAIN
**Project Number:** 12166:2B

# Lab Serial Dilution Analysis
**Batch Quality Control**

**Lab Number:** L2226066
**Report Date:** 06/16/22

| Parameter | Native Sample | Serial Dilution | Units | % D | Qual | RPD Limits |
|---|---|---|---|---|---|---|
| Total Metals - Mansfield Lab Associated sample(s): 01-02 QC Batch ID: WG1647002-6 QC Sample: L2225798-01 Client ID: DUP Sample | | | | | | |
| Aluminum, Total | 1020 | 1080 | mg/kg | 6 | | 20 |
| Calcium, Total | 302 | 320 | mg/kg | 6 | | 20 |
| Iron, Total | 2370 | 2450 | mg/kg | 3 | | 20 |
| Magnesium, Total | 349 | 367 | mg/kg | 5 | | 20 |
| Total Metals - Mansfield Lab Associated sample(s): 03 QC Batch ID: WG1647206-6 QC Sample: L2225881-26 Client ID: DUP Sample | | | | | | |
| Aluminum, Total | 0.420 | 0.404 | mg/l | 4 | | 20 |
| Iron, Total | 2.84 | 2.94 | mg/l | 4 | | 20 |
| Manganese, Total | 0.2747 | 0.2778 | mg/l | 1 | | 20 |
| Sodium, Total | 9.89 | 9.77 | mg/l | 1 | | 20 |

# INORGANICS
# &
# MISCELLANEOUS

**Project Name:** 128 N MAIN
**Project Number:** 12166:2B

**Lab Number:** L2226066
**Report Date:** 06/16/22

## SAMPLE RESULTS

Lab ID: L2226066-01
Client ID: SB-1 (8.5-9)
Sample Location: PORT CHESTER, NY

Date Collected: 05/17/22 09:40
Date Received: 05/17/22
Field Prep: Not Specified

Sample Depth:
Matrix: Soil

| Parameter | Result | Qualifier | Units | RL | MDL | Dilution Factor | Date Prepared | Date Analyzed | Analytical Method | Analyst |
|---|---|---|---|---|---|---|---|---|---|---|
| **General Chemistry - Westborough Lab** | | | | | | | | | | |
| Solids, Total | 80.4 | | % | 0.100 | NA | 1 | - | 05/18/22 12:44 | 121,2540G | RI |
| Cyanide, Total | ND | | mg/kg | 1.2 | 0.26 | 1 | 05/27/22 11:35 | 05/27/22 16:30 | 1,9010C/9012B | JO |

**Project Name:** 128 N MAIN
**Project Number:** 12166:2B

**Lab Number:** L2226066
**Report Date:** 06/16/22

## SAMPLE RESULTS

Lab ID: L2226066-02
Client ID: SB-2 (1-1.5)
Sample Location: PORT CHESTER, NY

Date Collected: 05/17/22 10:35
Date Received: 05/17/22
Field Prep: Not Specified

Sample Depth:
Matrix: Soil

| Parameter | Result | Qualifier | Units | RL | MDL | Dilution Factor | Date Prepared | Date Analyzed | Analytical Method | Analyst |
|---|---|---|---|---|---|---|---|---|---|---|
| **General Chemistry - Westborough Lab** | | | | | | | | | | |
| Solids, Total | 84.9 | | % | 0.100 | NA | 1 | - | 05/18/22 12:44 | 121,2540G | RI |
| Cyanide, Total | ND | | mg/kg | 1.1 | 0.23 | 1 | 05/27/22 11:35 | 05/27/22 16:31 | 1,9010C/9012B | JO |

**Project Name:** 128 N MAIN
**Project Number:** 12166:2B

**Lab Number:** L2226066
**Report Date:** 06/16/22

## SAMPLE RESULTS

Lab ID: L2226066-03
Client ID: TW-1
Sample Location: PORT CHESTER, NY

Date Collected: 05/17/22 09:50
Date Received: 05/17/22
Field Prep: Not Specified

Sample Depth:
Matrix: Water

| Parameter | Result | Qualifier | Units | RL | MDL | Dilution Factor | Date Prepared | Date Analyzed | Analytical Method | Analyst |
|---|---|---|---|---|---|---|---|---|---|---|
| General Chemistry - Westborough Lab | | | | | | | | | | |
| Cyanide, Total | ND | | mg/l | 0.005 | 0.001 | 1 | 05/26/22 14:40 | 05/27/22 13:38 | 1,9010C/9012B | KP |

**Project Name:** 128 N MAIN **Lab Number:** L2226066

**Project Number:** 12166:2B **Report Date:** 06/16/22

# Method Blank Analysis
## Batch Quality Control

| Parameter | Result | Qualifier | Units | RL | MDL | Dilution Factor | Date Prepared | Date Analyzed | Analytical Method | Analyst |
|---|---|---|---|---|---|---|---|---|---|---|
| General Chemistry - Westborough Lab for sample(s): 03 Batch: WG1643326-1 | | | | | | | | | | |
| Cyanide, Total | ND | | mg/l | 0.005 | 0.001 | 1 | 05/26/22 14:40 | 05/27/22 13:13 | 1,9010C/9012B | KP |
| General Chemistry - Westborough Lab for sample(s): 01-02 Batch: WG1643708-1 | | | | | | | | | | |
| Cyanide, Total | ND | | mg/kg | 0.97 | 0.20 | 1 | 05/27/22 11:35 | 05/27/22 16:26 | 1,9010C/9012B | JO |

# Lab Control Sample Analysis
## Batch Quality Control

**Project Name:** 128 N MAIN
**Project Number:** 12166:2B

**Lab Number:** L2226066
**Report Date:** 06/16/22

| Parameter | LCS %Recovery | Qual | LCSD %Recovery | Qual | %Recovery Limits | RPD | Qual | RPD Limits |
|---|---|---|---|---|---|---|---|---|
| General Chemistry - Westborough Lab Associated sample(s): 03 Batch: WG1643326-2 WG1643326-3 | | | | | | | | |
| Cyanide, Total | 89 | | 99 | | 85-115 | 11 | | 20 |
| General Chemistry - Westborough Lab Associated sample(s): 01-02 Batch: WG1643708-2 WG1643708-3 | | | | | | | | |
| Cyanide, Total | **33** | Q | 91 | | 80-120 | **83** | Q | 35 |

# Matrix Spike Analysis
## Batch Quality Control

**Project Name:** 128 N MAIN
**Project Number:** 12166:2B

**Lab Number:** L2226066
**Report Date:** 06/16/22

| Parameter | Native Sample | MS Added | MS Found | MS %Recovery | Qual | MSD Found | MSD %Recovery | Qual | Recovery Limits | RPD | Qual | RPD Limits |
|---|---|---|---|---|---|---|---|---|---|---|---|---|
| General Chemistry - Westborough Lab Associated sample(s): 03 QC Batch ID: WG1643326-4 WG1643326-5 QC Sample: L2226045-03 Client ID: MS Sample | | | | | | | | | | | | |
| Cyanide, Total | ND | 0.2 | 0.195 | 98 | | 0.201 | 100 | | 80-120 | 3 | | 20 |
| General Chemistry - Westborough Lab Associated sample(s): 01-02 QC Batch ID: WG1643708-4 WG1643708-5 QC Sample: L2226128-01 Client ID: MS Sample | | | | | | | | | | | | |
| Cyanide, Total | ND | 11 | 11 | 100 | | 12 | 100 | | 75-125 | 9 | | 35 |

# Lab Duplicate Analysis

***Batch Quality Control***

**Project Name:** 128 N MAIN

**Project Number:** 12166:2B

***Lab Number:*** L2226066

***Report Date:*** 06/16/22

| Parameter | Native Sample | Duplicate Sample | Units | RPD | Qual | RPD Limits |
|---|---|---|---|---|---|---|
| General Chemistry - Westborough Lab Associated sample(s): 01-02 QC Batch ID: WG1639970-1 QC Sample: L2225340-01 Client ID: DUP Sample | | | | | | |
| Solids, Total | 80.9 | 81.2 | % | 0 | | 20 |

**Project Name:** 128 N MAIN
**Project Number:** 12166:2B

**Lab Number:** L2226066
**Report Date:** 06/16/22

## Sample Receipt and Container Information

Were project specific reporting limits specified? YES

### Cooler Information

| Cooler | Custody Seal |
|---|---|
| A | Absent |

### Container Information

| Container ID | Container Type | Cooler | Initial pH | Final pH | Temp deg C | Pres | Seal | Frozen Date/Time | Analysis(*) |
|---|---|---|---|---|---|---|---|---|---|
| L2226066-01A | 5 gram Encore Sampler | A | NA | | 4.9 | Y | Absent | | NYTCL-8260HLW(14) |
| L2226066-01B | 5 gram Encore Sampler | A | NA | | 4.9 | Y | Absent | | NYTCL-8260HLW(14) |
| L2226066-01C | 5 gram Encore Sampler | A | NA | | 4.9 | Y | Absent | | NYTCL-8260HLW(14) |
| L2226066-01D | Plastic 2oz unpreserved for TS | A | NA | | 4.9 | Y | Absent | | TS(7) |
| L2226066-01E | Metals Only-Glass 60mL/2oz unpreserved | A | NA | | 4.9 | Y | Absent | | BE-TI(180),BA-TI(180),AS-TI(180),AG-TI(180),AL-TI(180),NI-TI(180),CR-TI(180),TL-TI(180),SB-TI(180),SE-TI(180),PB-TI(180),ZN-TI(180),CU-TI(180),CO-TI(180),V-TI(180),HG-T(28),MN-TI(180),FE-TI(180),MG-TI(180),CD-TI(180),K-TI(180),NA-TI(180),CA-TI(180) |
| L2226066-01F | Glass 250ml/8oz unpreserved | A | NA | | 4.9 | Y | Absent | | TCN-9010(14),NYTCL-8270(14),NYTCL-8081(14),NYTCL-8082(365) |
| L2226066-01X | Vial MeOH preserved split | A | NA | | 4.9 | Y | Absent | | NYTCL-8260HLW(14) |
| L2226066-01Y | Vial Water preserved split | A | NA | | 4.9 | Y | Absent | 18-MAY-22 10:06 | NYTCL-8260HLW(14) |
| L2226066-01Z | Vial Water preserved split | A | NA | | 4.9 | Y | Absent | 18-MAY-22 10:06 | NYTCL-8260HLW(14) |
| L2226066-02A | 5 gram Encore Sampler | A | NA | | 4.9 | Y | Absent | | NYTCL-8260HLW(14) |
| L2226066-02B | 5 gram Encore Sampler | A | NA | | 4.9 | Y | Absent | | NYTCL-8260HLW(14) |
| L2226066-02C | 5 gram Encore Sampler | A | NA | | 4.9 | Y | Absent | | NYTCL-8260HLW(14) |
| L2226066-02D | Plastic 2oz unpreserved for TS | A | NA | | 4.9 | Y | Absent | | TS(7) |
| L2226066-02E | Metals Only-Glass 60mL/2oz unpreserved | A | NA | | 4.9 | Y | Absent | | BE-TI(180),AS-TI(180),BA-TI(180),AG-TI(180),TL-TI(180),NI-TI(180),AL-TI(180),CR-TI(180),ZN-TI(180),CU-TI(180),PB-TI(180),SE-TI(180),SB-TI(180),V-TI(180),CO-TI(180),FE-TI(180),MN-TI(180),HG-T(28),MG-TI(180),CD-TI(180),CA-TI(180),K-TI(180),NA-TI(180) |
| L2226066-02F | Glass 250ml/8oz unpreserved | A | NA | | 4.9 | Y | Absent | | NYTCL-8270(14),TCN-9010(14),NYTCL-8081(14),NYTCL-8082(365) |
| L2226066-02X | Vial MeOH preserved split | A | NA | | 4.9 | Y | Absent | | NYTCL-8260HLW(14) |
| L2226066-02Y | Vial Water preserved split | A | NA | | 4.9 | Y | Absent | 18-MAY-22 10:06 | NYTCL-8260HLW(14) |

*Values in parentheses indicate holding time in days

**Project Name:** 128 N MAIN
**Project Number:** 12166:2B

**Lab Number:** L2226066
**Report Date:** 06/16/22

## Container Information

| Container ID | Container Type | Cooler | Initial pH | Final pH | Temp deg C | Pres | Seal | Frozen Date/Time | Analysis(*) |
|---|---|---|---|---|---|---|---|---|---|
| L2226066-02Z | Vial Water preserved split | A | NA | | 4.9 | Y | Absent | 18-MAY-22 10:06 | NYTCL-8260HLW(14) |
| L2226066-03A | Vial HCl preserved | A | NA | | 4.9 | Y | Absent | | NYTCL-8260(14) |
| L2226066-03B | Vial HCl preserved | A | NA | | 4.9 | Y | Absent | | NYTCL-8260(14) |
| L2226066-03C | Vial HCl preserved | A | NA | | 4.9 | Y | Absent | | NYTCL-8260(14) |
| L2226066-03D | Amber 120ml unpreserved | A | 7 | 7 | 4.9 | Y | Absent | | NYTCL-8081(7) |
| L2226066-03E | Amber 120ml unpreserved | A | 7 | 7 | 4.9 | Y | Absent | | NYTCL-8081(7) |
| L2226066-03F | Amber 120ml unpreserved | A | 7 | 7 | 4.9 | Y | Absent | | NYTCL-8082-LVI(365) |
| L2226066-03G | Amber 120ml unpreserved | A | 7 | 7 | 4.9 | Y | Absent | | NYTCL-8082-LVI(365) |
| L2226066-03H | Plastic 250ml HNO3 preserved | A | <2 | <2 | 4.9 | Y | Absent | | BA-6020T(180),FE-6020T(180),SE-6020T(180),TL-6020T(180),NI-6020T(180),CA-6020T(180),CR-6020T(180),K-6020T(180),CU-6020T(180),NA-6020T(180),ZN-6020T(180),PB-6020T(180),MN-6020T(180),BE-6020T(180),V-6020T(180),SB-6020T(180),AS-6020T(180),CD-6020T(180),AL-6020T(180),MG-6020T(180),AG-6020T(180),HG-T(28),CO-6020T(180) |
| L2226066-03I | Plastic 250ml NaOH preserved | A | >12 | >12 | 4.9 | Y | Absent | | TCN-9010(14) |
| L2226066-03J | Amber 250ml unpreserved | A | 7 | 7 | 4.9 | Y | Absent | | NYTCL-8270-SIM-LVI(7),NYTCL-8270-LVI(7) |
| L2226066-03K | Amber 250ml unpreserved | A | 7 | 7 | 4.9 | Y | Absent | | NYTCL-8270-SIM-LVI(7),NYTCL-8270-LVI(7) |
| L2226066-03L | Amber 250ml unpreserved | A | 7 | 7 | 4.9 | Y | Absent | | A2-1,4-DIOXANE-SIM(7) |
| L2226066-03M | Amber 250ml unpreserved | A | 7 | 7 | 4.9 | Y | Absent | | A2-1,4-DIOXANE-SIM(7) |
| L2226066-03N | Plastic 250ml unpreserved | A | NA | | 4.9 | Y | Absent | | A2-NY-537-ISOTOPE(14) |
| L2226066-03O | Plastic 250ml unpreserved | A | NA | | 4.9 | Y | Absent | | A2-NY-537-ISOTOPE(14) |
| L2226066-04A | Vial HCl preserved | A | NA | | 4.9 | Y | Absent | | NYTCL-8260(14) |
| L2226066-04B | Vial HCl preserved | A | NA | | 4.9 | Y | Absent | | NYTCL-8260(14) |



*Values in parentheses indicate holding time in days

**Project Name:** 128 N MAIN
**Project Number:** 12166:2B

**Lab Number:** L2226066
**Report Date:** 06/16/22

## PFAS PARAMETER SUMMARY

| Parameter | Acronym | CAS Number |
|---|---|---|
| PERFLUOROALKYL CARBOXYLIC ACIDS (PFCAs) | | |
| Perfluorooctadecanoic Acid | PFODA | 16517-11-6 |
| Perfluorohexadecanoic Acid | PFHxDA | 67905-19-5 |
| Perfluorotetradecanoic Acid | PFTA | 376-06-7 |
| Perfluorotridecanoic Acid | PFTrDA | 72629-94-8 |
| Perfluorododecanoic Acid | PFDoA | 307-55-1 |
| Perfluoroundecanoic Acid | PFUnA | 2058-94-8 |
| Perfluorodecanoic Acid | PFDA | 335-76-2 |
| Perfluorononanoic Acid | PFNA | 375-95-1 |
| Perfluorooctanoic Acid | PFOA | 335-67-1 |
| Perfluoroheptanoic Acid | PFHpA | 375-85-9 |
| Perfluorohexanoic Acid | PFHxA | 307-24-4 |
| Perfluoropentanoic Acid | PFPeA | 2706-90-3 |
| Perfluorobutanoic Acid | PFBA | 375-22-4 |
| PERFLUOROALKYL SULFONIC ACIDS (PFSAs) | | |
| Perfluorododecanesulfonic Acid | PFDoDS | 79780-39-5 |
| Perfluorodecanesulfonic Acid | PFDS | 335-77-3 |
| Perfluorononanesulfonic Acid | PFNS | 68259-12-1 |
| Perfluorooctanesulfonic Acid | PFOS | 1763-23-1 |
| Perfluoroheptanesulfonic Acid | PFHpS | 375-92-8 |
| Perfluorohexanesulfonic Acid | PFHxS | 355-46-4 |
| Perfluoropentanesulfonic Acid | PFPeS | 2706-91-4 |
| Perfluorobutanesulfonic Acid | PFBS | 375-73-5 |
| FLUOROTELOMERS | | |
| 1H,1H,2H,2H-Perfluorododecanesulfonic Acid | 10:2FTS | 120226-60-0 |
| 1H,1H,2H,2H-Perfluorodecanesulfonic Acid | 8:2FTS | 39108-34-4 |
| 1H,1H,2H,2H-Perfluorooctanesulfonic Acid | 6:2FTS | 27619-97-2 |
| 1H,1H,2H,2H-Perfluorohexanesulfonic Acid | 4:2FTS | 757124-72-4 |
| PERFLUOROALKANE SULFONAMIDES (FASAs) | | |
| Perfluorooctanesulfonamide | FOSA | 754-91-6 |
| N-Ethyl Perfluorooctane Sulfonamide | NEtFOSA | 4151-50-2 |
| N-Methyl Perfluorooctane Sulfonamide | NMeFOSA | 31506-32-8 |
| PERFLUOROALKANE SULFONYL SUBSTANCES | | |
| N-Ethyl Perfluorooctanesulfonamido Ethanol | NEtFOSE | 1691-99-2 |
| N-Methyl Perfluorooctanesulfonamido Ethanol | NMeFOSE | 24448-09-7 |
| N-Ethyl Perfluorooctanesulfonamidoacetic Acid | NEtFOSAA | 2991-50-6 |
| N-Methyl Perfluorooctanesulfonamidoacetic Acid | NMeFOSAA | 2355-31-9 |
| PER- and POLYFLUOROALKYL ETHER CARBOXYLIC ACIDS | | |
| 2,3,3,3-Tetrafluoro-2-[1,1,2,2,3,3,3-Heptafluoropropoxy]-Propanoic Acid | HFPO-DA | 13252-13-6 |
| 4,8-Dioxa-3h-Perfluorononanoic Acid | ADONA | 919005-14-4 |
| CHLORO-PERFLUOROALKYL SULFONIC ACIDS | | |
| 11-Chloroeicosafluoro-3-Oxaundecane-1-Sulfonic Acid | 11Cl-PF3OUdS | 763051-92-9 |
| 9-Chlorohexadecafluoro-3-Oxanone-1-Sulfonic Acid | 9Cl-PF3ONS | 756426-58-1 |
| PERFLUOROETHER SULFONIC ACIDS (PFESAs) | | |
| Perfluoro(2-Ethoxyethane)Sulfonic Acid | PFEESA | 113507-82-7 |
| PERFLUOROETHER/POLYETHER CARBOXYLIC ACIDS (PFPCAs) | | |
| Perfluoro-3-Methoxypropanoic Acid | PFMPA | 377-73-1 |
| Perfluoro-4-Methoxybutanoic Acid | PFMBA | 863090-89-5 |
| Nonafluoro-3,6-Dioxaheptanoic Acid | NFDHA | 151772-58-6 |

| | | | |
|---|---|---|---|
| **Project Name:** | 128 N MAIN | **Lab Number:** | L2226066 |
| **Project Number:** | 12166:2B | **Report Date:** | 06/16/22 |

## GLOSSARY

***Acronyms***

| | |
|---|---|
| DL | - Detection Limit: This value represents the level to which target analyte concentrations are reported as estimated values, when those target analyte concentrations are quantified below the limit of quantitation (LOQ). The DL includes any adjustments from dilutions, concentrations or moisture content, where applicable. (DoD report formats only.) |
| EDL | - Estimated Detection Limit: This value represents the level to which target analyte concentrations are reported as estimated values, when those target analyte concentrations are quantified below the reporting limit (RL). The EDL includes any adjustments from dilutions, concentrations or moisture content, where applicable. The use of EDLs is specific to the analysis of PAHs using Solid-Phase Microextraction (SPME). |
| EMPC | - Estimated Maximum Possible Concentration: The concentration that results from the signal present at the retention time of an analyte when the ions meet all of the identification criteria except the ion abundance ratio criteria. An EMPC is a worst-case estimate of the concentration. |
| EPA | - Environmental Protection Agency. |
| LCS | - Laboratory Control Sample: A sample matrix, free from the analytes of interest, spiked with verified known amounts of analytes or a material containing known and verified amounts of analytes. |
| LCSD | - Laboratory Control Sample Duplicate: Refer to LCS. |
| LFB | - Laboratory Fortified Blank: A sample matrix, free from the analytes of interest, spiked with verified known amounts of analytes or a material containing known and verified amounts of analytes. |
| LOD | - Limit of Detection: This value represents the level to which a target analyte can reliably be detected for a specific analyte in a specific matrix by a specific method. The LOD includes any adjustments from dilutions, concentrations or moisture content, where applicable. (DoD report formats only.) |
| LOQ | - Limit of Quantitation: The value at which an instrument can accurately measure an analyte at a specific concentration. The LOQ includes any adjustments from dilutions, concentrations or moisture content, where applicable. (DoD report formats only.)<br><br>Limit of Quantitation: The value at which an instrument can accurately measure an analyte at a specific concentration. The LOQ includes any adjustments from dilutions, concentrations or moisture content, where applicable. (DoD report formats only.) |
| MDL | - Method Detection Limit: This value represents the level to which target analyte concentrations are reported as estimated values, when those target analyte concentrations are quantified below the reporting limit (RL). The MDL includes any adjustments from dilutions, concentrations or moisture content, where applicable. |
| MS | - Matrix Spike Sample: A sample prepared by adding a known mass of target analyte to a specified amount of matrix sample for which an independent estimate of target analyte concentration is available. For Method 332.0, the spike recovery is calculated using the native concentration, including estimated values. |
| MSD | - Matrix Spike Sample Duplicate: Refer to MS. |
| NA | - Not Applicable. |
| NC | - Not Calculated: Term is utilized when one or more of the results utilized in the calculation are non-detect at the parameter's reporting unit. |
| NDPA/DPA | - N-Nitrosodiphenylamine/Diphenylamine. |
| NI | - Not Ignitable. |
| NP | - Non-Plastic: Term is utilized for the analysis of Atterberg Limits in soil. |
| NR | - No Results: Term is utilized when 'No Target Compounds Requested' is reported for the analysis of Volatile or Semivolatile Organic TIC only requests. |
| RL | - Reporting Limit: The value at which an instrument can accurately measure an analyte at a specific concentration. The RL includes any adjustments from dilutions, concentrations or moisture content, where applicable. |
| RPD | - Relative Percent Difference: The results from matrix and/or matrix spike duplicates are primarily designed to assess the precision of analytical results in a given matrix and are expressed as relative percent difference (RPD). Values which are less than five times the reporting limit for any individual parameter are evaluated by utilizing the absolute difference between the values; although the RPD value will be provided in the report. |
| SRM | - Standard Reference Material: A reference sample of a known or certified value that is of the same or similar matrix as the associated field samples. |
| STLP | - Semi-dynamic Tank Leaching Procedure per EPA Method 1315. |
| TEF | - Toxic Equivalency Factors: The values assigned to each dioxin and furan to evaluate their toxicity relative to 2,3,7,8-TCDD. |
| TEQ | - Toxic Equivalent: The measure of a sample's toxicity derived by multiplying each dioxin and furan by its corresponding TEF and then summing the resulting values. |
| TIC | - Tentatively Identified Compound: A compound that has been identified to be present and is not part of the target compound list (TCL) for the method and/or program. All TICs are qualitatively identified and reported as estimated concentrations. |

*Report Format: DU Report with 'J' Qualifiers*

| | | | |
|---|---|---|---|
| **Project Name:** | 128 N MAIN | **Lab Number:** | L2226066 |
| **Project Number:** | 12166:2B | **Report Date:** | 06/16/22 |

***Footnotes***

1 - The reference for this analyte should be considered modified since this analyte is absent from the target analyte list of the original method.

***Terms***

Analytical Method: Both the document from which the method originates and the analytical reference method. (Example: EPA 8260B is shown as 1,8260B.) The codes for the reference method documents are provided in the References section of the Addendum.

Difference: With respect to Total Oxidizable Precursor (TOP) Assay analysis, the difference is defined as the Post-Treatment value minus the Pre-Treatment value.

Final pH: As it pertains to Sample Receipt & Container Information section of the report, Final pH reflects pH of container determined after adjustment at the laboratory, if applicable. If no adjustment required, value reflects Initial pH.

Frozen Date/Time: With respect to Volatile Organics in soil, Frozen Date/Time reflects the date/time at which associated Reagent Water-preserved vials were initially frozen. Note: If frozen date/time is beyond 48 hours from sample collection, value will be reflected in 'bold'.

Initial pH: As it pertains to Sample Receipt & Container Information section of the report, Initial pH reflects pH of container determined upon receipt, if applicable.

PAH Total: With respect to Alkylated PAH analyses, the 'PAHs, Total' result is defined as the summation of results for all or a subset of the following compounds: Naphthalene, C1-C4 Naphthalenes, 2-Methylnaphthalene, 1-Methylnaphthalene, Biphenyl, Acenaphthylene, Acenaphthene, Fluorene, C1-C3 Fluorenes, Phenanthrene, C1-C4 Phenanthrenes/Anthracenes, Anthracene, Fluoranthene, Pyrene, C1-C4 Fluoranthenes/Pyrenes, Benz(a)anthracene, Chrysene, C1-C4 Chrysenes, Benzo(b)fluoranthene, Benzo(j)+(k)fluoranthene, Benzo(e)pyrene, Benzo(a)pyrene, Perylene, Indeno(1,2,3-cd)pyrene, Dibenz(ah)+(ac)anthracene, Benzo(g,h,i)perylene. If a 'Total' result is requested, the results of its individual components will also be reported.

PFAS Total: With respect to PFAS analyses, the 'PFAS, Total (5)' result is defined as the summation of results for: PFHpA, PFHxS, PFOA, PFNA and PFOS. In addition, the 'PFAS, Total (6)' result is defined as the summation of results for: PFHpA, PFHxS, PFOA, PFNA, PFDA and PFOS. For MassDEP DW compliance analysis only, the 'PFAS, Total (6)' result is defined as the summation of results at or above the RL. Note: If a 'Total' result is requested, the results of its individual components will also be reported.

The target compound Chlordane (CAS No. 57-74-9) is reported for GC ECD analyses. Per EPA,this compound "refers to a mixture of chlordane isomers, other chlorinated hydrocarbons and numerous other components." (Reference: USEPA Toxicological Review of Chlordane, In Support of Summary Information on the Integrated Risk Information System (IRIS), December 1997.)

Total: With respect to Organic analyses, a 'Total' result is defined as the summation of results for individual isomers or Aroclors. If a 'Total' result is requested, the results of its individual components will also be reported. This is applicable to 'Total' results for methods 8260, 8081 and 8082.

***Data Qualifiers***

**A** - Spectra identified as "Aldol Condensates" are byproducts of the extraction/concentration procedures when acetone is introduced in the process.

**B** - The analyte was detected above the reporting limit in the associated method blank. Flag only applies to associated field samples that have detectable concentrations of the analyte at less than ten times (10x) the concentration found in the blank. For MCP-related projects, flag only applies to associated field samples that have detectable concentrations of the analyte at less than ten times (10x) the concentration found in the blank. For DOD-related projects, flag only applies to associated field samples that have detectable concentrations of the analyte at less than ten times (10x) the concentration found in the blank AND the analyte was detected above one-half the reporting limit (or above the reporting limit for common lab contaminants) in the associated method blank. For NJ-Air-related projects, flag only applies to associated field samples that have detectable concentrations of the analyte above the reporting limit. For NJ-related projects (excluding Air), flag only applies to associated field samples that have detectable concentrations of the analyte, which was detected above the reporting limit in the associated method blank or above five times the reporting limit for common lab contaminants (Phthalates, Acetone, Methylene Chloride, 2-Butanone).

**C** - Co-elution: The target analyte co-elutes with a known lab standard (i.e. surrogate, internal standards, etc.) for co-extracted analyses.

**D** - Concentration of analyte was quantified from diluted analysis. Flag only applies to field samples that have detectable concentrations of the analyte.

**E** - Concentration of analyte exceeds the range of the calibration curve and/or linear range of the instrument.

**F** - The ratio of quantifier ion response to qualifier ion response falls outside of the laboratory criteria. Results are considered to be an estimated maximum concentration.

**G** - The concentration may be biased high due to matrix interferences (i.e, co-elution) with non-target compound(s). The result should be considered estimated.

**H** - The analysis of pH was performed beyond the regulatory-required holding time of 15 minutes from the time of sample collection.

**I** - The lower value for the two columns has been reported due to obvious interference.

**J** - Estimated value. The Target analyte concentration is below the quantitation limit (RL), but above the Method Detection Limit (MDL) or Estimated Detection Limit (EDL) for SPME-related analyses. This represents an estimated concentration for Tentatively Identified Compounds (TICs).

**M** - Reporting Limit (RL) exceeds the MCP CAM Reporting Limit for this analyte.

**ND** - Not detected at the method detection limit (MDL) for the sample, or estimated detection limit (EDL) for SPME-related analyses.

*Report Format: DU Report with 'J' Qualifiers*

| | | | |
|---|---|---|---|
| **Project Name:** | 128 N MAIN | **Lab Number:** | L2226066 |
| **Project Number:** | 12166:2B | **Report Date:** | 06/16/22 |

***Data Qualifiers***

**NJ** - Presumptive evidence of compound. This represents an estimated concentration for Tentatively Identified Compounds (TICs), where the identification is based on a mass spectral library search.

**P** - The RPD between the results for the two columns exceeds the method-specified criteria.

**Q** - The quality control sample exceeds the associated acceptance criteria. For DOD-related projects, LCS and/or Continuing Calibration Standard exceedences are also qualified on all associated sample results. Note: This flag is not applicable for matrix spike recoveries when the sample concentration is greater than 4x the spike added or for batch duplicate RPD when the sample concentrations are less than 5x the RL. (Metals only.)

**R** - Analytical results are from sample re-analysis.

**RE** - Analytical results are from sample re-extraction.

**S** - Analytical results are from modified screening analysis.

**V** - The surrogate associated with this target analyte has a recovery outside the QC acceptance limits. (Applicable to MassDEP DW Compliance samples only.)

**Z** - The batch matrix spike and/or duplicate associated with this target analyte has a recovery/RPD outside the QC acceptance limits. (Applicable to MassDEP DW Compliance samples only.)

*Report Format: DU Report with 'J' Qualifiers*

**Project Name:** 128 N MAIN **Lab Number:** L2226066
**Project Number:** 12166:2B **Report Date:** 06/16/22

## REFERENCES


1 Test Methods for Evaluating Solid Waste: Physical/Chemical Methods. EPA SW-846. Third Edition. Updates I - VI, 2018.

121 Standard Methods for the Examination of Water and Wastewater. APHA-AWWA-WEF. Standard Methods Online.

134 Determination of Selected Perfluorinated Alkyl Acids in Drinking Water by Solid Phase Extraction and Liquid Chromatography/Tandem Mass Spectrometry (LC/MS/MS) using Isotope Dilution. Alpha SOP 23528.


## LIMITATION OF LIABILITIES

Alpha Analytical performs services with reasonable care and diligence normal to the analytical testing laboratory industry. In the event of an error, the sole and exclusive responsibility of Alpha Analytical shall be to re-perform the work at it's own expense. In no event shall Alpha Analytical be held liable for any incidental, consequential or special damages, including but not limited to, damages in any way connected with the use of, interpretation of, information or analysis provided by Alpha Analytical.

We strongly urge our clients to comply with EPA protocol regarding sample volume, preservation, cooling, containers, sampling procedures, holding time and splitting of samples in the field.

# Certification Information

**The following analytes are not included in our Primary NELAP Scope of Accreditation:**

**Westborough Facility**
**EPA 624/624.1:** m/p-xylene, o-xylene, Naphthalene
**EPA 625/625.1:** alpha-Terpineol
**EPA 8260C/8260D:** NPW: 1,2,4,5-Tetramethylbenzene; 4-Ethyltoluene, Azobenzene; SCM: Iodomethane (methyl iodide), 1,2,4,5-Tetramethylbenzene; 4-Ethyltoluene.
**EPA 8270D/8270E:** NPW: Dimethylnaphthalene,1,4-Diphenylhydrazine, alpha-Terpineol; SCM: Dimethylnaphthalene,1,4-Diphenylhydrazine.
**SM4500**: NPW: Amenable Cyanide; SCM: Total Phosphorus, TKN, NO2, NO3.

**Mansfield Facility**
**SM 2540D:** TSS
**EPA 8082A:** NPW: PCB: 1, 5, 31, 87,101, 110, 141, 151, 153, 180, 183, 187.
**EPA TO-15:** Halothane, 2,4,4-Trimethyl-2-pentene, 2,4,4-Trimethyl-1-pentene, Thiophene, 2-Methylthiophene, 3-Methylthiophene, 2-Ethylthiophene, 1,2,3-Trimethylbenzene, Indan, Indene, 1,2,4,5-Tetramethylbenzene, Benzothiophene, 1-Methylnaphthalene.
**Biological Tissue Matrix:** EPA 3050B

**The following analytes are included in our Massachusetts DEP Scope of Accreditation**

**Westborough Facility:**

***Drinking Water***
**EPA 300.0**: Chloride, Nitrate-N, Fluoride, Sulfate; **EPA 353.2**: Nitrate-N, Nitrite-N; **SM4500NO3-F**: Nitrate-N, Nitrite-N; **SM4500F-C, SM4500CN-CE, EPA 180.1, SM2130B, SM4500Cl-D, SM2320B, SM2540C, SM4500H-B, SM4500NO2-B**
**EPA 332**: Perchlorate; **EPA 524.2:** THMs and VOCs; **EPA 504.1:** EDB, DBCP.
**Microbiology**: **SM9215B; SM9223-P/A, SM9223B-Colilert-QT,SM9222D**.

***Non-Potable Water***
**SM4500H,B, EPA 120.1, SM2510B, SM2540C, SM2320B, SM4500CL-E, SM4500F-BC, SM4500NH3-BH:** Ammonia-N and Kjeldahl-N, **EPA 350.1**: Ammonia-N, **LACHAT 10-107-06-1-B**: Ammonia-N, **EPA 351.1, SM4500NO3-F, EPA 353.2**: Nitrate-N, **SM4500P-E, SM4500P-B, E, SM4500SO4-E, SM5220D, EPA 410.4, SM5210B, SM5310C, SM4500CL-D, EPA 1664, EPA 420.1, SM4500-CN-CE, SM2540D, EPA 300: Chloride, Sulfate, Nitrate.**
**EPA 624.1**: Volatile Halocarbons & Aromatics,
**EPA 608.3**: Chlordane, Toxaphene, Aldrin, alpha-BHC, beta-BHC, gamma-BHC, delta-BHC, Dieldrin, DDD, DDE, DDT, Endosulfan I, Endosulfan II, Endosulfan sulfate, Endrin, Endrin Aldehyde, Heptachlor, Heptachlor Epoxide, PCBs
**EPA 625.1**: SVOC (Acid/Base/Neutral Extractables), **EPA 600/4-81-045**: PCB-Oil.
**Microbiology**: **SM9223B-Colilert-QT; Enterolert-QT, SM9221E, EPA 1600, EPA 1603, SM9222D.**

**Mansfield Facility:**

***Drinking Water***
**EPA 200.7:** Al, Ba, Cd, Cr, Cu, Fe, Mn, Ni, Na, Ag, Ca, Zn. **EPA 200.8:** Al, Sb, As, Ba, Be, Cd, Cr, Cu, Pb, Mn, Ni, Se, Ag, TL, Zn. **EPA 245.1** Hg.
**EPA 522, EPA 537.1.**

***Non-Potable Water***
**EPA 200.7:** Al, Sb, As, Be, Cd, Ca, Cr, Co, Cu, Fe, Pb, Mg, Mn, Mo, Ni, K, Se, Ag, Na, Sr, TL, Ti, V, Zn.
**EPA 200.8:** Al, Sb, As, Be, Cd, Cr, Cu, Fe, Pb, Mn, Ni, K, Se, Ag, Na, TL, Zn.
**EPA 245.1** Hg.
**SM2340B**

For a complete listing of analytes and methods, please contact your Alpha Project Manager.

ALPHA ANALYTICAL

Westborough, MA 01581
8 Walkup Dr.
TEL: 508-898-9220
FAX: 508-898-9193

Mansfield, MA 02048
320 Forbes Blvd
TEL: 508-822-9300
FAX: 508-822-3288

# NEW JERSEY CHAIN OF CUSTODY

**Service Centers**
Mahwah, NJ 07430: 35 Whitney Rd, Suite 5
Albany, NY 12205: 14 Walker Way
Tonawanda, NY 14150: 275 Cooper Ave, Suite 105

Page 1 of 1

Date Rec'd in Lab: 5/17/22

ALPHA Job #: L2226066

**Client Information**
Client: SES
Address: 72a Maple Ave, Pine Brook NJ
Phone: 973-808-9050
Fax:
Email: Monica.Norton@SESI.ORG

**Project Information**
Project Name: 128 N Main
Project Location: Port Chester, NY
Project #: 12166.28
(Use Project name as Project #) ☐
Project Manager: Monica Norton
ALPHAQuote #:

**Turn-Around Time**
Standard ☒ Due Date:
Rush (only if pre approved) ☐ # of Days:

**Deliverables**
☐ NJ Full / Reduced
☐ EQuIS (1 File) ☐ EQuIS (4 File)
☒ Other NY Cat B

**Regulatory Requirement**
☐ SRS Residential/Non Residential
☐ SRS Impact to Groundwater
☐ NJ Ground Water Quality Standards
☐ NJ IGW SPLP Leachate Criteria
☒ Other NY Unrestricted use

**Billing Information**
☐ Same as Client Info
PO #

**Site Information**
Is this site impacted by Petroleum? Yes ☐
Petroleum Product:

These samples have been previously analyzed by Alpha ☐

**For EPH, selection is REQUIRED:**
☐ Category 1
☐ Category 2

**For VOC, selection is REQUIRED:**
☐ 1,4-Dioxane
☐ 8011

**Other project specific requirements/comments:**
Please specify Metals or TAL.

**Sample Filtration**
☐ Done
☐ Lab to do
**Preservation**
☐ Lab to do
(Please Specify below)

| ALPHA Lab ID (Lab Use Only) | Sample ID | Collection Date | Collection Time | Sample Matrix | Sampler's Initials | PFAS & 1,4-Dioxane | TCL+30 TAL | TCL VOC only | | | | | | Sample Specific Comments | Total Bottle |
|---|---|---|---|---|---|---|---|---|---|---|---|---|---|---|---|
| 26066-01 | SB-1 (8.5-9) | 5-17-22 | 9:40 | Soil | JW | | X | | | | | | | | |
| 02 | SB-2 (1-1.5) | ↓ | 10:35 | ↓ | ↓ | | X | | | | | | | | |
| 03 | TW-1 | ↓ | 9:50 | GW | ↓ | X | X | | | | | | | | |
| 04 | Trip Blank | — | — | | | | | X | | | | | | | |

Preservative Code:
A = None
B = HCl
C = $HNO_3$
D = $H_2SO_4$
E = NaOH
F = MeOH
G = $NaHSO_4$
H = $Na_2S_2O_3$
K/E = Zn Ac/NaOH
O = Other

Container Code
P = Plastic
A = Amber Glass
V = Vial
G = Glass
B = Bacteria Cup
C = Cube
O = Other
E = Encore
D = BOD Bottle

Westboro: Certification No: MA935
Mansfield: Certification No: MA015

| | | | | | | | | | |
|---|---|---|---|---|---|---|---|---|---|
| Container Type | | | | | | | | | |
| Preservative | | | | | | | | | |

| Relinquished By: | Date/Time | Received By: | Date/Time |
|---|---|---|---|
| JW | 5-17-22 1310 | Josh Montesa | 5-17-22 1310 |
| Josh Montesa | 5-17-22 16:45 | Paul Mazzella | 5/17/22 16:45 |
| Paul Mazzella | 5/17/22 | | |

Please print clearly, legibly and completely. Samples can not be logged in and turnaround time clock will not start until any ambiguities are resolved. BY EXECUTING THIS COC, THE CLIENT HAS READ AND AGREES TO BE BOUND BY ALPHA'S TERMS & CONDITIONS. (See reverse side.)

Form No: 01-14 HC (rev. 30-Sept-2013)

Quantitation Report (QT Reviewed)

Data Path : I:\VOLATILES\VOA123\2022\220526N\
Data File : V23220526N25.D
Acq On : 27 May 2022 05:56 am
Operator : VOA123:NLK
Sample : l2226066-01,31H,5.34,5,0.100,,x,pri
Misc : WG1645054,ICAL19007
ALS Vial : 25 Sample Multiplier: 1

Quant Time: May 27 13:24:39 2022
Quant Method : I:\VOLATILES\VOA123\2022\220526N\V123_220506N_8260.m
Quant Title : VOLATILES BY GC/MS
QLast Update : Tue May 10 18:36:36 2022
Response via : Initial Calibration

Sub List : 8260-NYTCL - Megamix plus Diox20526N\V23220526N01.D•

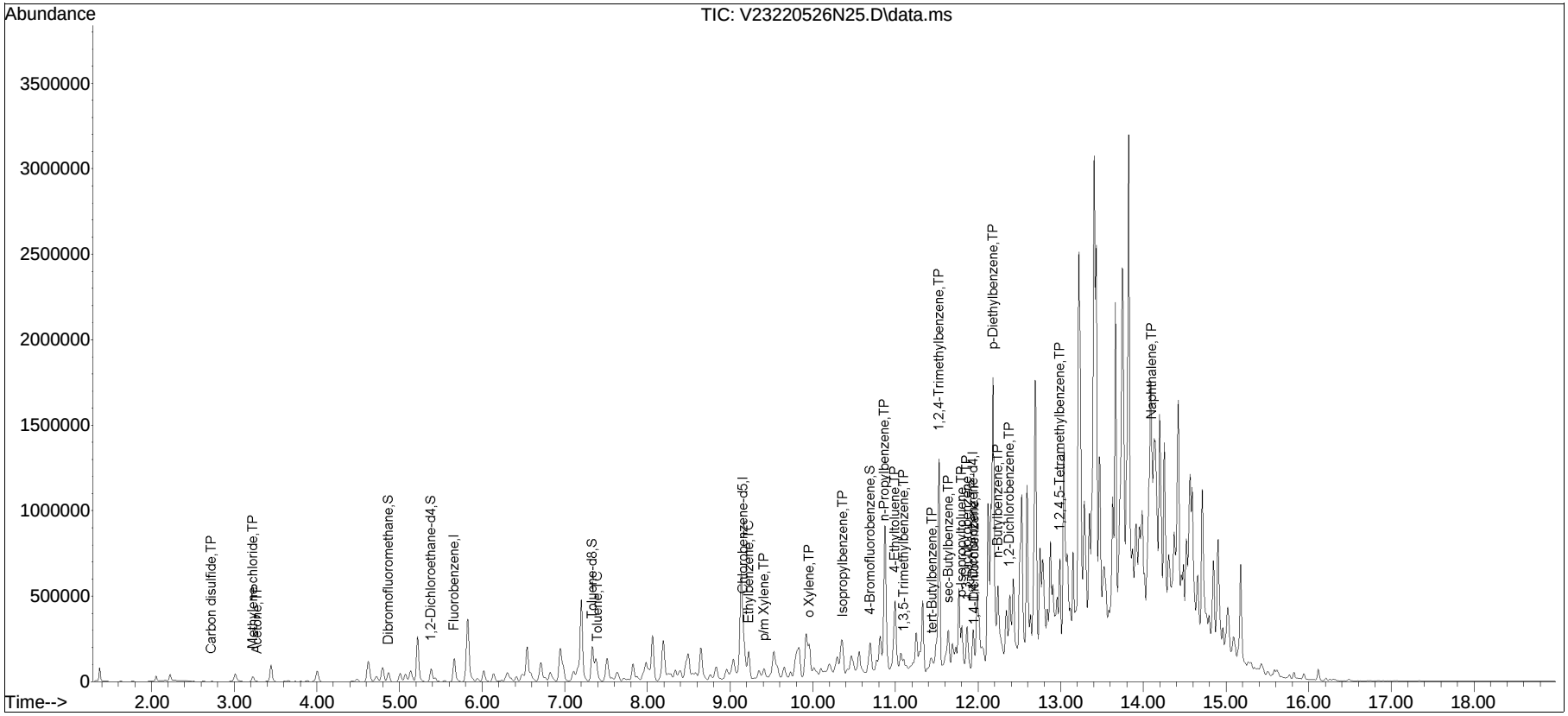

# ANALYTICAL REPORT

| | |
|---|---|
| Lab Number: | L2232282 |
| Client: | Soils Engineering Services, Inc.<br>12A Maple Avenue<br>Pine Brook, NJ 07058 |
| ATTN: | Monica Norton |
| Phone: | (973) 808-9050 |
| Project Name: | PORT CHESTER |
| Project Number: | 12166:6A |
| Report Date: | 06/27/22 |



Certifications & Approvals: MA (M-MA030), NH NELAP (2062), CT (PH-0141), DoD (L2474), FL (E87814), IL (200081), LA (85084), ME (MA00030), MD (350), NJ (MA015), NY (11627), NC (685), OH (CL106), PA (68-02089), RI (LAO00299), TX (T104704419), VT (VT-0015), VA (460194), WA (C954), US Army Corps of Engineers, USDA (Permit #P330-17-00150), USFWS (Permit #206964).

320 Forbes Boulevard, Mansfield, MA 02048-1806
508-822-9300 (Fax) 508-822-3288 800-624-9220 - www.alphalab.com

**Project Name:** PORT CHESTER
**Project Number:** 12166:6A

**Lab Number:** L2232282
**Report Date:** 06/27/22

| Alpha Sample ID | Client ID | Matrix | Sample Location | Collection Date/Time | Receive Date |
|---|---|---|---|---|---|
| L2232282-01 | SV-2 | SOIL_VAPOR | NEW YORK | 06/16/22 13:45 | 06/16/22 |
| L2232282-02 | IA-2 | AIR | NEW YORK | 06/16/22 13:44 | 06/16/22 |
| L2232282-03 | SV-3 | SOIL_VAPOR | NEW YORK | 06/16/22 13:51 | 06/16/22 |
| L2232282-04 | SV-4 | SOIL_VAPOR | NEW YORK | 06/16/22 13:50 | 06/16/22 |
| L2232282-05 | SV-5 | SOIL_VAPOR | NEW YORK | 06/16/22 15:30 | 06/16/22 |
| L2232282-06 | IA-3 | AIR | NEW YORK | 06/16/22 15:29 | 06/16/22 |
| L2232282-07 | AMBIENT-1 | AIR | NEW YORK | 06/16/22 13:40 | 06/16/22 |
| L2232282-08 | UNUSED_CAN2828 | SOIL_VAPOR | NEW YORK | | 06/16/22 |
| L2232282-09 | UNUSED_CAN2229 | SOIL_VAPOR | NEW YORK | | 06/16/22 |
| L2232282-10 | UNUSED_CAN371 | SOIL_VAPOR | NEW YORK | | 06/16/22 |
| L2232282-11 | UNUSED_CAN3117 | SOIL_VAPOR | NEW YORK | | 06/16/22 |
| L2232282-12 | UNUSED_CAN173 | SOIL_VAPOR | NEW YORK | | 06/16/22 |

| | | | |
|---|---|---|---|
| **Project Name:** | PORT CHESTER | **Lab Number:** | L2232282 |
| **Project Number:** | 12166:6A | **Report Date:** | 06/27/22 |

## Case Narrative

The samples were received in accordance with the Chain of Custody and no significant deviations were encountered during the preparation or analysis unless otherwise noted. Sample Receipt, Container Information, and the Chain of Custody are located at the back of the report.

Results contained within this report relate only to the samples submitted under this Alpha Lab Number and meet NELAP requirements for all NELAP accredited parameters unless otherwise noted in the following narrative. The data presented in this report is organized by parameter (i.e. VOC, SVOC, etc.). Sample specific Quality Control data (i.e. Surrogate Spike Recovery) is reported at the end of the target analyte list for each individual sample, followed by the Laboratory Batch Quality Control at the end of each parameter. Tentatively Identified Compounds (TICs), if requested, are reported for compounds identified to be present and are not part of the method/program Target Compound List, even if only a subset of the TCL are being reported. If a sample was re-analyzed or re-extracted due to a required quality control corrective action and if both sets of data are reported, the Laboratory ID of the re-analysis or re-extraction is designated with an "R" or "RE", respectively.

When multiple Batch Quality Control elements are reported (e.g. more than one LCS), the associated samples for each element are noted in the grey shaded header line of each data table. Any Laboratory Batch, Sample Specific % recovery or RPD value that is outside the listed Acceptance Criteria is bolded in the report. In reference to questions H (CAM) or 4 (RCP) when "NO" is checked, the performance criteria for CAM and RCP methods allow for some quality control failures to occur and still be within method compliance. In these instances, the specific failure is not narrated but noted in the associated QC Outlier Summary Report, located directly after the Case Narrative. QC information is also incorporated in the Data Usability Assessment table (Format 11) of our Data Merger tool, where it can be reviewed in conjunction with the sample result, associated regulatory criteria and any associated data usability implications.

Soil/sediments, solids and tissues are reported on a dry weight basis unless otherwise noted. Definitions of all data qualifiers and acronyms used in this report are provided in the Glossary located at the back of the report.

HOLD POLICY - For samples submitted on hold, Alpha's policy is to hold samples (with the exception of Air canisters) free of charge for 21 calendar days from the date the project is completed. After 21 calendar days, we will dispose of all samples submitted including those put on hold unless you have contacted your Alpha Project Manager and made arrangements for Alpha to continue to hold the samples. Air canisters will be disposed after 3 business days from the date the project is completed.

Please contact Project Management at 800-624-9220 with any questions.

| | | | |
|---|---|---|---|
| **Project Name:** | PORT CHESTER | **Lab Number:** | L2232282 |
| **Project Number:** | 12166:6A | **Report Date:** | 06/27/22 |

**Case Narrative (continued)**

Volatile Organics in Air

Canisters were released from the laboratory on June 16, 2022. The canister certification results are provided as an addendum.

L2232282-01D: Prior to sample analysis, the canisters were pressurized with UHP Nitrogen in order to perform a screen analysis. The pressurization resulted in a dilution of the samples. The reporting limits have been elevated accordingly.

I, the undersigned, attest under the pains and penalties of perjury that, to the best of my knowledge and belief and based upon my personal inquiry of those responsible for providing the information contained in this analytical report, such information is accurate and complete. This certificate of analysis is not complete unless this page accompanies any and all pages of this report.

Authorized Signature: Christopher J. Anderson

Title: Technical Director/Representative Date: 06/27/22

# AIR

**Project Name:** PORT CHESTER
**Project Number:** 12166:6A

**Lab Number:** L2232282
**Report Date:** 06/27/22

## SAMPLE RESULTS

Lab ID: L2232282-01 D
Client ID: SV-2
Sample Location: NEW YORK

Date Collected: 06/16/22 13:45
Date Received: 06/16/22
Field Prep: Not Specified

Sample Depth:
Matrix: Soil_Vapor
Anaytical Method: 48,TO-15
Analytical Date: 06/25/22 23:54
Analyst: TS

| | ppbV | | | ug/m3 | | | | |
|---|---|---|---|---|---|---|---|---|
| Parameter | Results | RL | MDL | Results | RL | MDL | Qualifier | Dilution Factor |
| Volatile Organics in Air - Mansfield Lab | | | | | | | | |
| Dichlorodifluoromethane | 0.640 | 0.390 | -- | 3.16 | 1.93 | -- | | 1.951 |
| Chloromethane | ND | 0.390 | -- | ND | 0.805 | -- | | 1.951 |
| Freon-114 | ND | 0.390 | -- | ND | 2.73 | -- | | 1.951 |
| Vinyl chloride | ND | 0.390 | -- | ND | 0.997 | -- | | 1.951 |
| 1,3-Butadiene | 0.616 | 0.390 | -- | 1.36 | 0.863 | -- | | 1.951 |
| Bromomethane | ND | 0.390 | -- | ND | 1.51 | -- | | 1.951 |
| Chloroethane | ND | 0.390 | -- | ND | 1.03 | -- | | 1.951 |
| Ethanol | 14.2 | 9.76 | -- | 26.8 | 18.4 | -- | | 1.951 |
| Vinyl bromide | ND | 0.390 | -- | ND | 1.71 | -- | | 1.951 |
| Acetone | 32.0 | 1.95 | -- | 76.0 | 4.63 | -- | | 1.951 |
| Trichlorofluoromethane | 0.544 | 0.390 | -- | 3.06 | 2.19 | -- | | 1.951 |
| Isopropanol | 1.91 | 0.976 | -- | 4.69 | 2.40 | -- | | 1.951 |
| 1,1-Dichloroethene | ND | 0.390 | -- | ND | 1.55 | -- | | 1.951 |
| Tertiary butyl Alcohol | 23.2 | 0.976 | -- | 70.3 | 2.96 | -- | | 1.951 |
| Methylene chloride | ND | 0.976 | -- | ND | 3.39 | -- | | 1.951 |
| 3-Chloropropene | ND | 0.390 | -- | ND | 1.22 | -- | | 1.951 |
| Carbon disulfide | ND | 0.390 | -- | ND | 1.21 | -- | | 1.951 |
| Freon-113 | ND | 0.390 | -- | ND | 2.99 | -- | | 1.951 |
| trans-1,2-Dichloroethene | ND | 0.390 | -- | ND | 1.55 | -- | | 1.951 |
| 1,1-Dichloroethane | ND | 0.390 | -- | ND | 1.58 | -- | | 1.951 |
| Methyl tert butyl ether | ND | 0.390 | -- | ND | 1.41 | -- | | 1.951 |
| 2-Butanone | 21.0 | 0.976 | -- | 61.9 | 2.88 | -- | | 1.951 |
| cis-1,2-Dichloroethene | ND | 0.390 | -- | ND | 1.55 | -- | | 1.951 |

**Project Name:** PORT CHESTER
**Project Number:** 12166:6A

**Lab Number:** L2232282
**Report Date:** 06/27/22

## SAMPLE RESULTS

Lab ID: L2232282-01 D
Client ID: SV-2
Sample Location: NEW YORK

Date Collected: 06/16/22 13:45
Date Received: 06/16/22
Field Prep: Not Specified

Sample Depth:

| Parameter | ppbV Results | ppbV RL | ppbV MDL | ug/m3 Results | ug/m3 RL | ug/m3 MDL | Qualifier | Dilution Factor |
|---|---|---|---|---|---|---|---|---|
| Volatile Organics in Air - Mansfield Lab | | | | | | | | |
| Ethyl Acetate | 1.40 | 0.976 | -- | 5.05 | 3.52 | -- | | 1.951 |
| Chloroform | ND | 0.390 | -- | ND | 1.90 | -- | | 1.951 |
| Tetrahydrofuran | 2.89 | 0.976 | -- | 8.52 | 2.88 | -- | | 1.951 |
| 1,2-Dichloroethane | ND | 0.390 | -- | ND | 1.58 | -- | | 1.951 |
| n-Hexane | 1.36 | 0.390 | -- | 4.79 | 1.37 | -- | | 1.951 |
| 1,1,1-Trichloroethane | ND | 0.390 | -- | ND | 2.13 | -- | | 1.951 |
| Benzene | 0.474 | 0.390 | -- | 1.51 | 1.25 | -- | | 1.951 |
| Carbon tetrachloride | ND | 0.390 | -- | ND | 2.45 | -- | | 1.951 |
| Cyclohexane | 0.429 | 0.390 | -- | 1.48 | 1.34 | -- | | 1.951 |
| 1,2-Dichloropropane | ND | 0.390 | -- | ND | 1.80 | -- | | 1.951 |
| Bromodichloromethane | ND | 0.390 | -- | ND | 2.61 | -- | | 1.951 |
| 1,4-Dioxane | ND | 0.390 | -- | ND | 1.41 | -- | | 1.951 |
| Trichloroethene | ND | 0.390 | -- | ND | 2.10 | -- | | 1.951 |
| 2,2,4-Trimethylpentane | 0.687 | 0.390 | -- | 3.21 | 1.82 | -- | | 1.951 |
| Heptane | 0.782 | 0.390 | -- | 3.20 | 1.60 | -- | | 1.951 |
| cis-1,3-Dichloropropene | ND | 0.390 | -- | ND | 1.77 | -- | | 1.951 |
| 4-Methyl-2-pentanone | 6.71 | 0.976 | -- | 27.5 | 4.00 | -- | | 1.951 |
| trans-1,3-Dichloropropene | ND | 0.390 | -- | ND | 1.77 | -- | | 1.951 |
| 1,1,2-Trichloroethane | ND | 0.390 | -- | ND | 2.13 | -- | | 1.951 |
| Toluene | 4.84 | 0.390 | -- | 18.2 | 1.47 | -- | | 1.951 |
| 2-Hexanone | 4.18 | 0.390 | -- | 17.1 | 1.60 | -- | | 1.951 |
| Dibromochloromethane | ND | 0.390 | -- | ND | 3.32 | -- | | 1.951 |
| 1,2-Dibromoethane | ND | 0.390 | -- | ND | 3.00 | -- | | 1.951 |
| Tetrachloroethene | 3.01 | 0.390 | -- | 20.4 | 2.64 | -- | | 1.951 |
| Chlorobenzene | ND | 0.390 | -- | ND | 1.80 | -- | | 1.951 |
| Ethylbenzene | ND | 0.390 | -- | ND | 1.69 | -- | | 1.951 |

**Project Name:** PORT CHESTER
**Project Number:** 12166:6A

**Lab Number:** L2232282
**Report Date:** 06/27/22

## SAMPLE RESULTS

Lab ID: L2232282-01 D
Client ID: SV-2
Sample Location: NEW YORK

Date Collected: 06/16/22 13:45
Date Received: 06/16/22
Field Prep: Not Specified

Sample Depth:

| Parameter | ppbV Results | ppbV RL | ppbV MDL | ug/m3 Results | ug/m3 RL | ug/m3 MDL | Qualifier | Dilution Factor |
|---|---|---|---|---|---|---|---|---|
| Volatile Organics in Air - Mansfield Lab | | | | | | | | |
| p/m-Xylene | 1.16 | 0.780 | -- | 5.04 | 3.39 | -- | | 1.951 |
| Bromoform | ND | 0.390 | -- | ND | 4.03 | -- | | 1.951 |
| Styrene | ND | 0.390 | -- | ND | 1.66 | -- | | 1.951 |
| 1,1,2,2-Tetrachloroethane | ND | 0.390 | -- | ND | 2.68 | -- | | 1.951 |
| o-Xylene | 0.462 | 0.390 | -- | 2.01 | 1.69 | -- | | 1.951 |
| 4-Ethyltoluene | ND | 0.390 | -- | ND | 1.92 | -- | | 1.951 |
| 1,3,5-Trimethylbenzene | ND | 0.390 | -- | ND | 1.92 | -- | | 1.951 |
| 1,2,4-Trimethylbenzene | ND | 0.390 | -- | ND | 1.92 | -- | | 1.951 |
| Benzyl chloride | ND | 0.390 | -- | ND | 2.02 | -- | | 1.951 |
| 1,3-Dichlorobenzene | ND | 0.390 | -- | ND | 2.34 | -- | | 1.951 |
| 1,4-Dichlorobenzene | ND | 0.390 | -- | ND | 2.34 | -- | | 1.951 |
| 1,2-Dichlorobenzene | ND | 0.390 | -- | ND | 2.34 | -- | | 1.951 |
| 1,2,4-Trichlorobenzene | ND | 0.390 | -- | ND | 2.90 | -- | | 1.951 |
| Hexachlorobutadiene | ND | 0.390 | -- | ND | 4.16 | -- | | 1.951 |

| Internal Standard | % Recovery | Qualifier | Acceptance Criteria |
|---|---|---|---|
| 1,4-Difluorobenzene | 101 | | 60-140 |
| Bromochloromethane | 100 | | 60-140 |
| chlorobenzene-d5 | 101 | | 60-140 |

**Project Name:** PORT CHESTER
**Project Number:** 12166:6A

**Lab Number:** L2232282
**Report Date:** 06/27/22

## SAMPLE RESULTS

Lab ID: L2232282-02
Client ID: IA-2
Sample Location: NEW YORK

Date Collected: 06/16/22 13:44
Date Received: 06/16/22
Field Prep: Not Specified

Sample Depth:
Matrix: Air
Anaytical Method: 48,TO-15
Analytical Date: 06/25/22 20:43
Analyst: TS

| | ppbV | | | ug/m3 | | | | |
|---|---|---|---|---|---|---|---|---|
| Parameter | Results | RL | MDL | Results | RL | MDL | Qualifier | Dilution Factor |
| Volatile Organics in Air - Mansfield Lab | | | | | | | | |
| Dichlorodifluoromethane | 0.666 | 0.200 | -- | 3.29 | 0.989 | -- | | 1 |
| Chloromethane | 0.619 | 0.200 | -- | 1.28 | 0.413 | -- | | 1 |
| Freon-114 | ND | 0.200 | -- | ND | 1.40 | -- | | 1 |
| 1,3-Butadiene | ND | 0.200 | -- | ND | 0.442 | -- | | 1 |
| Bromomethane | ND | 0.200 | -- | ND | 0.777 | -- | | 1 |
| Chloroethane | ND | 0.200 | -- | ND | 0.528 | -- | | 1 |
| Ethanol | 24.6 | 5.00 | -- | 46.4 | 9.42 | -- | | 1 |
| Vinyl bromide | ND | 0.200 | -- | ND | 0.874 | -- | | 1 |
| Acetone | 13.0 | 1.00 | -- | 30.9 | 2.38 | -- | | 1 |
| Trichlorofluoromethane | 0.550 | 0.200 | -- | 3.09 | 1.12 | -- | | 1 |
| Isopropanol | 2.72 | 0.500 | -- | 6.69 | 1.23 | -- | | 1 |
| Tertiary butyl Alcohol | ND | 0.500 | -- | ND | 1.52 | -- | | 1 |
| Methylene chloride | ND | 0.500 | -- | ND | 1.74 | -- | | 1 |
| 3-Chloropropene | ND | 0.200 | -- | ND | 0.626 | -- | | 1 |
| Carbon disulfide | ND | 0.200 | -- | ND | 0.623 | -- | | 1 |
| Freon-113 | ND | 0.200 | -- | ND | 1.53 | -- | | 1 |
| trans-1,2-Dichloroethene | ND | 0.200 | -- | ND | 0.793 | -- | | 1 |
| 1,1-Dichloroethane | ND | 0.200 | -- | ND | 0.809 | -- | | 1 |
| Methyl tert butyl ether | ND | 0.200 | -- | ND | 0.721 | -- | | 1 |
| 2-Butanone | 1.86 | 0.500 | -- | 5.49 | 1.47 | -- | | 1 |
| Ethyl Acetate | ND | 0.500 | -- | ND | 1.80 | -- | | 1 |
| Chloroform | 0.321 | 0.200 | -- | 1.57 | 0.977 | -- | | 1 |
| Tetrahydrofuran | 1.33 | 0.500 | -- | 3.92 | 1.47 | -- | | 1 |

**Project Name:** PORT CHESTER
**Project Number:** 12166:6A

**Lab Number:** L2232282
**Report Date:** 06/27/22

## SAMPLE RESULTS

Lab ID: L2232282-02
Client ID: IA-2
Sample Location: NEW YORK

Date Collected: 06/16/22 13:44
Date Received: 06/16/22
Field Prep: Not Specified

Sample Depth:

| Parameter | ppbV Results | ppbV RL | ppbV MDL | ug/m3 Results | ug/m3 RL | ug/m3 MDL | Qualifier | Dilution Factor |
|---|---|---|---|---|---|---|---|---|
| Volatile Organics in Air - Mansfield Lab | | | | | | | | |
| 1,2-Dichloroethane | ND | 0.200 | -- | ND | 0.809 | -- | | 1 |
| n-Hexane | ND | 0.200 | -- | ND | 0.705 | -- | | 1 |
| Benzene | ND | 0.200 | -- | ND | 0.639 | -- | | 1 |
| Cyclohexane | ND | 0.200 | -- | ND | 0.688 | -- | | 1 |
| 1,2-Dichloropropane | ND | 0.200 | -- | ND | 0.924 | -- | | 1 |
| Bromodichloromethane | ND | 0.200 | -- | ND | 1.34 | -- | | 1 |
| 1,4-Dioxane | ND | 0.200 | -- | ND | 0.721 | -- | | 1 |
| 2,2,4-Trimethylpentane | ND | 0.200 | -- | ND | 0.934 | -- | | 1 |
| Heptane | ND | 0.200 | -- | ND | 0.820 | -- | | 1 |
| cis-1,3-Dichloropropene | ND | 0.200 | -- | ND | 0.908 | -- | | 1 |
| 4-Methyl-2-pentanone | ND | 0.500 | -- | ND | 2.05 | -- | | 1 |
| trans-1,3-Dichloropropene | ND | 0.200 | -- | ND | 0.908 | -- | | 1 |
| 1,1,2-Trichloroethane | ND | 0.200 | -- | ND | 1.09 | -- | | 1 |
| Toluene | 0.407 | 0.200 | -- | 1.53 | 0.754 | -- | | 1 |
| 2-Hexanone | ND | 0.200 | -- | ND | 0.820 | -- | | 1 |
| Dibromochloromethane | ND | 0.200 | -- | ND | 1.70 | -- | | 1 |
| 1,2-Dibromoethane | ND | 0.200 | -- | ND | 1.54 | -- | | 1 |
| Chlorobenzene | ND | 0.200 | -- | ND | 0.921 | -- | | 1 |
| Ethylbenzene | 0.320 | 0.200 | -- | 1.39 | 0.869 | -- | | 1 |
| p/m-Xylene | 1.27 | 0.400 | -- | 5.52 | 1.74 | -- | | 1 |
| Bromoform | ND | 0.200 | -- | ND | 2.07 | -- | | 1 |
| Styrene | ND | 0.200 | -- | ND | 0.852 | -- | | 1 |
| 1,1,2,2-Tetrachloroethane | ND | 0.200 | -- | ND | 1.37 | -- | | 1 |
| o-Xylene | 0.367 | 0.200 | -- | 1.59 | 0.869 | -- | | 1 |
| 4-Ethyltoluene | ND | 0.200 | -- | ND | 0.983 | -- | | 1 |
| 1,3,5-Trimethylbenzene | ND | 0.200 | -- | ND | 0.983 | -- | | 1 |

**Project Name:** PORT CHESTER
**Project Number:** 12166:6A

**Lab Number:** L2232282
**Report Date:** 06/27/22

## SAMPLE RESULTS

Lab ID: L2232282-02
Client ID: IA-2
Sample Location: NEW YORK

Date Collected: 06/16/22 13:44
Date Received: 06/16/22
Field Prep: Not Specified

Sample Depth:

| Parameter | ppbV Results | ppbV RL | ppbV MDL | ug/m3 Results | ug/m3 RL | ug/m3 MDL | Qualifier | Dilution Factor |
|---|---|---|---|---|---|---|---|---|
| Volatile Organics in Air - Mansfield Lab | | | | | | | | |
| 1,2,4-Trimethylbenzene | 0.239 | 0.200 | -- | 1.17 | 0.983 | -- | | 1 |
| Benzyl chloride | ND | 0.200 | -- | ND | 1.04 | -- | | 1 |
| 1,3-Dichlorobenzene | ND | 0.200 | -- | ND | 1.20 | -- | | 1 |
| 1,4-Dichlorobenzene | ND | 0.200 | -- | ND | 1.20 | -- | | 1 |
| 1,2-Dichlorobenzene | ND | 0.200 | -- | ND | 1.20 | -- | | 1 |
| 1,2,4-Trichlorobenzene | ND | 0.200 | -- | ND | 1.48 | -- | | 1 |
| Hexachlorobutadiene | ND | 0.200 | -- | ND | 2.13 | -- | | 1 |

| Internal Standard | % Recovery | Qualifier | Acceptance Criteria |
|---|---|---|---|
| 1,4-Difluorobenzene | 99 | | 60-140 |
| Bromochloromethane | 100 | | 60-140 |
| chlorobenzene-d5 | 100 | | 60-140 |

**Project Name:** PORT CHESTER
**Project Number:** 12166:6A

**Lab Number:** L2232282
**Report Date:** 06/27/22

## SAMPLE RESULTS

Lab ID: L2232282-02
Client ID: IA-2
Sample Location: NEW YORK

Date Collected: 06/16/22 13:44
Date Received: 06/16/22
Field Prep: Not Specified

Sample Depth:
Matrix: Air
Anaytical Method: 48,TO-15-SIM
Analytical Date: 06/25/22 20:43
Analyst: TS

| | ppbV | | | ug/m3 | | | | |
|---|---|---|---|---|---|---|---|---|
| **Parameter** | **Results** | **RL** | **MDL** | **Results** | **RL** | **MDL** | **Qualifier** | **Dilution Factor** |
| Volatile Organics in Air by SIM - Mansfield Lab | | | | | | | | |
| Vinyl chloride | ND | 0.020 | -- | ND | 0.051 | -- | | 1 |
| 1,1-Dichloroethene | ND | 0.020 | -- | ND | 0.079 | -- | | 1 |
| cis-1,2-Dichloroethene | ND | 0.020 | -- | ND | 0.079 | -- | | 1 |
| 1,1,1-Trichloroethane | ND | 0.020 | -- | ND | 0.109 | -- | | 1 |
| Carbon tetrachloride | 0.092 | 0.020 | -- | 0.579 | 0.126 | -- | | 1 |
| Trichloroethene | ND | 0.020 | -- | ND | 0.107 | -- | | 1 |
| Tetrachloroethene | 0.029 | 0.020 | -- | 0.197 | 0.136 | -- | | 1 |

| **Internal Standard** | **% Recovery** | **Qualifier** | **Acceptance Criteria** |
|---|---|---|---|
| 1,4-difluorobenzene | 97 | | 60-140 |
| bromochloromethane | 99 | | 60-140 |
| chlorobenzene-d5 | 98 | | 60-140 |

**Project Name:** PORT CHESTER
**Project Number:** 12166:6A

**Lab Number:** L2232282
**Report Date:** 06/27/22

## SAMPLE RESULTS

Lab ID: L2232282-03
Client ID: SV-3
Sample Location: NEW YORK

Date Collected: 06/16/22 13:51
Date Received: 06/16/22
Field Prep: Not Specified

Sample Depth:
Matrix: Soil_Vapor
Anaytical Method: 48,TO-15
Analytical Date: 06/25/22 22:00
Analyst: TS

| | ppbV | | | ug/m3 | | | | |
|---|---|---|---|---|---|---|---|---|
| Parameter | Results | RL | MDL | Results | RL | MDL | Qualifier | Dilution Factor |
| Volatile Organics in Air - Mansfield Lab | | | | | | | | |
| Dichlorodifluoromethane | 0.601 | 0.200 | -- | 2.97 | 0.989 | -- | | 1 |
| Chloromethane | 0.673 | 0.200 | -- | 1.39 | 0.413 | -- | | 1 |
| Freon-114 | ND | 0.200 | -- | ND | 1.40 | -- | | 1 |
| Vinyl chloride | 0.281 | 0.200 | -- | 0.718 | 0.511 | -- | | 1 |
| 1,3-Butadiene | 5.33 | 0.200 | -- | 11.8 | 0.442 | -- | | 1 |
| Bromomethane | ND | 0.200 | -- | ND | 0.777 | -- | | 1 |
| Chloroethane | ND | 0.200 | -- | ND | 0.528 | -- | | 1 |
| Ethanol | 15.0 | 5.00 | -- | 28.3 | 9.42 | -- | | 1 |
| Vinyl bromide | ND | 0.200 | -- | ND | 0.874 | -- | | 1 |
| Acetone | 67.1 | 1.00 | -- | 159 | 2.38 | -- | | 1 |
| Trichlorofluoromethane | 0.328 | 0.200 | -- | 1.84 | 1.12 | -- | | 1 |
| Isopropanol | 2.02 | 0.500 | -- | 4.97 | 1.23 | -- | | 1 |
| 1,1-Dichloroethene | ND | 0.200 | -- | ND | 0.793 | -- | | 1 |
| Tertiary butyl Alcohol | 9.97 | 0.500 | -- | 30.2 | 1.52 | -- | | 1 |
| Methylene chloride | 1.55 | 0.500 | -- | 5.38 | 1.74 | -- | | 1 |
| 3-Chloropropene | ND | 0.200 | -- | ND | 0.626 | -- | | 1 |
| Carbon disulfide | 2.02 | 0.200 | -- | 6.29 | 0.623 | -- | | 1 |
| Freon-113 | ND | 0.200 | -- | ND | 1.53 | -- | | 1 |
| trans-1,2-Dichloroethene | ND | 0.200 | -- | ND | 0.793 | -- | | 1 |
| 1,1-Dichloroethane | ND | 0.200 | -- | ND | 0.809 | -- | | 1 |
| Methyl tert butyl ether | ND | 0.200 | -- | ND | 0.721 | -- | | 1 |
| 2-Butanone | 17.8 | 0.500 | -- | 52.5 | 1.47 | -- | | 1 |
| cis-1,2-Dichloroethene | ND | 0.200 | -- | ND | 0.793 | -- | | 1 |

**Project Name:** PORT CHESTER
**Project Number:** 12166:6A

**Lab Number:** L2232282
**Report Date:** 06/27/22

## SAMPLE RESULTS

Lab ID: L2232282-03
Client ID: SV-3
Sample Location: NEW YORK

Date Collected: 06/16/22 13:51
Date Received: 06/16/22
Field Prep: Not Specified

Sample Depth:

| Parameter | ppbV Results | ppbV RL | ppbV MDL | ug/m3 Results | ug/m3 RL | ug/m3 MDL | Qualifier | Dilution Factor |
|---|---|---|---|---|---|---|---|---|
| Volatile Organics in Air - Mansfield Lab | | | | | | | | |
| Ethyl Acetate | 0.670 | 0.500 | -- | 2.41 | 1.80 | -- | | 1 |
| Chloroform | 40.0 | 0.200 | -- | 195 | 0.977 | -- | | 1 |
| Tetrahydrofuran | 1.43 | 0.500 | -- | 4.22 | 1.47 | -- | | 1 |
| 1,2-Dichloroethane | ND | 0.200 | -- | ND | 0.809 | -- | | 1 |
| n-Hexane | 1.48 | 0.200 | -- | 5.22 | 0.705 | -- | | 1 |
| 1,1,1-Trichloroethane | ND | 0.200 | -- | ND | 1.09 | -- | | 1 |
| Benzene | 2.32 | 0.200 | -- | 7.41 | 0.639 | -- | | 1 |
| Carbon tetrachloride | ND | 0.200 | -- | ND | 1.26 | -- | | 1 |
| Cyclohexane | 0.502 | 0.200 | -- | 1.73 | 0.688 | -- | | 1 |
| 1,2-Dichloropropane | ND | 0.200 | -- | ND | 0.924 | -- | | 1 |
| Bromodichloromethane | ND | 0.200 | -- | ND | 1.34 | -- | | 1 |
| 1,4-Dioxane | ND | 0.200 | -- | ND | 0.721 | -- | | 1 |
| Trichloroethene | ND | 0.200 | -- | ND | 1.07 | -- | | 1 |
| 2,2,4-Trimethylpentane | 0.516 | 0.200 | -- | 2.41 | 0.934 | -- | | 1 |
| Heptane | 0.682 | 0.200 | -- | 2.79 | 0.820 | -- | | 1 |
| cis-1,3-Dichloropropene | ND | 0.200 | -- | ND | 0.908 | -- | | 1 |
| 4-Methyl-2-pentanone | 6.91 | 0.500 | -- | 28.3 | 2.05 | -- | | 1 |
| trans-1,3-Dichloropropene | ND | 0.200 | -- | ND | 0.908 | -- | | 1 |
| 1,1,2-Trichloroethane | ND | 0.200 | -- | ND | 1.09 | -- | | 1 |
| Toluene | 5.61 | 0.200 | -- | 21.1 | 0.754 | -- | | 1 |
| 2-Hexanone | 5.84 | 0.200 | -- | 23.9 | 0.820 | -- | | 1 |
| Dibromochloromethane | ND | 0.200 | -- | ND | 1.70 | -- | | 1 |
| 1,2-Dibromoethane | ND | 0.200 | -- | ND | 1.54 | -- | | 1 |
| Tetrachloroethene | 0.254 | 0.200 | -- | 1.72 | 1.36 | -- | | 1 |
| Chlorobenzene | ND | 0.200 | -- | ND | 0.921 | -- | | 1 |
| Ethylbenzene | 0.367 | 0.200 | -- | 1.59 | 0.869 | -- | | 1 |

**Project Name:** PORT CHESTER
**Project Number:** 12166:6A

**Lab Number:** L2232282
**Report Date:** 06/27/22

## SAMPLE RESULTS

Lab ID: L2232282-03
Client ID: SV-3
Sample Location: NEW YORK

Date Collected: 06/16/22 13:51
Date Received: 06/16/22
Field Prep: Not Specified

Sample Depth:

| Parameter | ppbV Results | ppbV RL | ppbV MDL | ug/m3 Results | ug/m3 RL | ug/m3 MDL | Qualifier | Dilution Factor |
|---|---|---|---|---|---|---|---|---|
| Volatile Organics in Air - Mansfield Lab | | | | | | | | |
| p/m-Xylene | 1.53 | 0.400 | -- | 6.65 | 1.74 | -- | | 1 |
| Bromoform | ND | 0.200 | -- | ND | 2.07 | -- | | 1 |
| Styrene | ND | 0.200 | -- | ND | 0.852 | -- | | 1 |
| 1,1,2,2-Tetrachloroethane | ND | 0.200 | -- | ND | 1.37 | -- | | 1 |
| o-Xylene | 0.684 | 0.200 | -- | 2.97 | 0.869 | -- | | 1 |
| 4-Ethyltoluene | ND | 0.200 | -- | ND | 0.983 | -- | | 1 |
| 1,3,5-Trimethylbenzene | ND | 0.200 | -- | ND | 0.983 | -- | | 1 |
| 1,2,4-Trimethylbenzene | 0.241 | 0.200 | -- | 1.18 | 0.983 | -- | | 1 |
| Benzyl chloride | ND | 0.200 | -- | ND | 1.04 | -- | | 1 |
| 1,3-Dichlorobenzene | ND | 0.200 | -- | ND | 1.20 | -- | | 1 |
| 1,4-Dichlorobenzene | ND | 0.200 | -- | ND | 1.20 | -- | | 1 |
| 1,2-Dichlorobenzene | ND | 0.200 | -- | ND | 1.20 | -- | | 1 |
| 1,2,4-Trichlorobenzene | ND | 0.200 | -- | ND | 1.48 | -- | | 1 |
| Hexachlorobutadiene | ND | 0.200 | -- | ND | 2.13 | -- | | 1 |

| Internal Standard | % Recovery | Qualifier | Acceptance Criteria |
|---|---|---|---|
| 1,4-Difluorobenzene | 102 | | 60-140 |
| Bromochloromethane | 103 | | 60-140 |
| chlorobenzene-d5 | 104 | | 60-140 |

**Project Name:** PORT CHESTER
**Project Number:** 12166:6A

**Lab Number:** L2232282
**Report Date:** 06/27/22

## SAMPLE RESULTS

Lab ID: L2232282-04
Client ID: SV-4
Sample Location: NEW YORK

Date Collected: 06/16/22 13:50
Date Received: 06/16/22
Field Prep: Not Specified

Sample Depth:
Matrix: Soil_Vapor
Anaytical Method: 48,TO-15
Analytical Date: 06/25/22 22:38
Analyst: TS

| | ppbV | | | ug/m3 | | | | |
|---|---|---|---|---|---|---|---|---|
| Parameter | Results | RL | MDL | Results | RL | MDL | Qualifier | Dilution Factor |
| Volatile Organics in Air - Mansfield Lab | | | | | | | | |
| Dichlorodifluoromethane | 0.623 | 0.200 | -- | 3.08 | 0.989 | -- | | 1 |
| Chloromethane | 0.257 | 0.200 | -- | 0.531 | 0.413 | -- | | 1 |
| Freon-114 | ND | 0.200 | -- | ND | 1.40 | -- | | 1 |
| Vinyl chloride | ND | 0.200 | -- | ND | 0.511 | -- | | 1 |
| 1,3-Butadiene | 0.624 | 0.200 | -- | 1.38 | 0.442 | -- | | 1 |
| Bromomethane | ND | 0.200 | -- | ND | 0.777 | -- | | 1 |
| Chloroethane | ND | 0.200 | -- | ND | 0.528 | -- | | 1 |
| Ethanol | 5.34 | 5.00 | -- | 10.1 | 9.42 | -- | | 1 |
| Vinyl bromide | ND | 0.200 | -- | ND | 0.874 | -- | | 1 |
| Acetone | 55.3 | 1.00 | -- | 131 | 2.38 | -- | | 1 |
| Trichlorofluoromethane | 0.481 | 0.200 | -- | 2.70 | 1.12 | -- | | 1 |
| Isopropanol | 0.767 | 0.500 | -- | 1.89 | 1.23 | -- | | 1 |
| 1,1-Dichloroethene | ND | 0.200 | -- | ND | 0.793 | -- | | 1 |
| Tertiary butyl Alcohol | 30.6 | 0.500 | -- | 92.8 | 1.52 | -- | | 1 |
| Methylene chloride | 0.826 | 0.500 | -- | 2.87 | 1.74 | -- | | 1 |
| 3-Chloropropene | ND | 0.200 | -- | ND | 0.626 | -- | | 1 |
| Carbon disulfide | 0.559 | 0.200 | -- | 1.74 | 0.623 | -- | | 1 |
| Freon-113 | ND | 0.200 | -- | ND | 1.53 | -- | | 1 |
| trans-1,2-Dichloroethene | ND | 0.200 | -- | ND | 0.793 | -- | | 1 |
| 1,1-Dichloroethane | ND | 0.200 | -- | ND | 0.809 | -- | | 1 |
| Methyl tert butyl ether | ND | 0.200 | -- | ND | 0.721 | -- | | 1 |
| 2-Butanone | 7.14 | 0.500 | -- | 21.1 | 1.47 | -- | | 1 |
| cis-1,2-Dichloroethene | ND | 0.200 | -- | ND | 0.793 | -- | | 1 |

**Project Name:** PORT CHESTER
**Project Number:** 12166:6A

**Lab Number:** L2232282
**Report Date:** 06/27/22

## SAMPLE RESULTS

Lab ID: L2232282-04
Client ID: SV-4
Sample Location: NEW YORK

Date Collected: 06/16/22 13:50
Date Received: 06/16/22
Field Prep: Not Specified

Sample Depth:

| Parameter | ppbV Results | ppbV RL | ppbV MDL | ug/m3 Results | ug/m3 RL | ug/m3 MDL | Qualifier | Dilution Factor |
|---|---|---|---|---|---|---|---|---|
| Volatile Organics in Air - Mansfield Lab | | | | | | | | |
| Ethyl Acetate | ND | 0.500 | -- | ND | 1.80 | -- | | 1 |
| Chloroform | 0.431 | 0.200 | -- | 2.10 | 0.977 | -- | | 1 |
| Tetrahydrofuran | 1.08 | 0.500 | -- | 3.19 | 1.47 | -- | | 1 |
| 1,2-Dichloroethane | ND | 0.200 | -- | ND | 0.809 | -- | | 1 |
| n-Hexane | 0.604 | 0.200 | -- | 2.13 | 0.705 | -- | | 1 |
| 1,1,1-Trichloroethane | ND | 0.200 | -- | ND | 1.09 | -- | | 1 |
| Benzene | 0.474 | 0.200 | -- | 1.51 | 0.639 | -- | | 1 |
| Carbon tetrachloride | ND | 0.200 | -- | ND | 1.26 | -- | | 1 |
| Cyclohexane | 0.646 | 0.200 | -- | 2.22 | 0.688 | -- | | 1 |
| 1,2-Dichloropropane | ND | 0.200 | -- | ND | 0.924 | -- | | 1 |
| Bromodichloromethane | ND | 0.200 | -- | ND | 1.34 | -- | | 1 |
| 1,4-Dioxane | ND | 0.200 | -- | ND | 0.721 | -- | | 1 |
| Trichloroethene | ND | 0.200 | -- | ND | 1.07 | -- | | 1 |
| 2,2,4-Trimethylpentane | 0.519 | 0.200 | -- | 2.42 | 0.934 | -- | | 1 |
| Heptane | 0.575 | 0.200 | -- | 2.36 | 0.820 | -- | | 1 |
| cis-1,3-Dichloropropene | ND | 0.200 | -- | ND | 0.908 | -- | | 1 |
| 4-Methyl-2-pentanone | 2.78 | 0.500 | -- | 11.4 | 2.05 | -- | | 1 |
| trans-1,3-Dichloropropene | ND | 0.200 | -- | ND | 0.908 | -- | | 1 |
| 1,1,2-Trichloroethane | ND | 0.200 | -- | ND | 1.09 | -- | | 1 |
| Toluene | 4.56 | 0.200 | -- | 17.2 | 0.754 | -- | | 1 |
| 2-Hexanone | 1.25 | 0.200 | -- | 5.12 | 0.820 | -- | | 1 |
| Dibromochloromethane | ND | 0.200 | -- | ND | 1.70 | -- | | 1 |
| 1,2-Dibromoethane | ND | 0.200 | -- | ND | 1.54 | -- | | 1 |
| Tetrachloroethene | 0.315 | 0.200 | -- | 2.14 | 1.36 | -- | | 1 |
| Chlorobenzene | ND | 0.200 | -- | ND | 0.921 | -- | | 1 |
| Ethylbenzene | 0.262 | 0.200 | -- | 1.14 | 0.869 | -- | | 1 |

**Project Name:** PORT CHESTER
**Project Number:** 12166:6A

**Lab Number:** L2232282
**Report Date:** 06/27/22

## SAMPLE RESULTS

Lab ID: L2232282-04
Client ID: SV-4
Sample Location: NEW YORK

Date Collected: 06/16/22 13:50
Date Received: 06/16/22
Field Prep: Not Specified

Sample Depth:

| Parameter | ppbV Results | ppbV RL | ppbV MDL | ug/m3 Results | ug/m3 RL | ug/m3 MDL | Qualifier | Dilution Factor |
|---|---|---|---|---|---|---|---|---|
| Volatile Organics in Air - Mansfield Lab | | | | | | | | |
| p/m-Xylene | 1.10 | 0.400 | -- | 4.78 | 1.74 | -- | | 1 |
| Bromoform | ND | 0.200 | -- | ND | 2.07 | -- | | 1 |
| Styrene | ND | 0.200 | -- | ND | 0.852 | -- | | 1 |
| 1,1,2,2-Tetrachloroethane | ND | 0.200 | -- | ND | 1.37 | -- | | 1 |
| o-Xylene | 0.439 | 0.200 | -- | 1.91 | 0.869 | -- | | 1 |
| 4-Ethyltoluene | ND | 0.200 | -- | ND | 0.983 | -- | | 1 |
| 1,3,5-Trimethylbenzene | ND | 0.200 | -- | ND | 0.983 | -- | | 1 |
| 1,2,4-Trimethylbenzene | ND | 0.200 | -- | ND | 0.983 | -- | | 1 |
| Benzyl chloride | ND | 0.200 | -- | ND | 1.04 | -- | | 1 |
| 1,3-Dichlorobenzene | ND | 0.200 | -- | ND | 1.20 | -- | | 1 |
| 1,4-Dichlorobenzene | ND | 0.200 | -- | ND | 1.20 | -- | | 1 |
| 1,2-Dichlorobenzene | ND | 0.200 | -- | ND | 1.20 | -- | | 1 |
| 1,2,4-Trichlorobenzene | ND | 0.200 | -- | ND | 1.48 | -- | | 1 |
| Hexachlorobutadiene | ND | 0.200 | -- | ND | 2.13 | -- | | 1 |

| Internal Standard | % Recovery | Qualifier | Acceptance Criteria |
|---|---|---|---|
| 1,4-Difluorobenzene | 102 | | 60-140 |
| Bromochloromethane | 101 | | 60-140 |
| chlorobenzene-d5 | 103 | | 60-140 |

**Project Name:** PORT CHESTER
**Project Number:** 12166:6A

**Lab Number:** L2232282
**Report Date:** 06/27/22

## SAMPLE RESULTS

Lab ID: L2232282-05
Client ID: SV-5
Sample Location: NEW YORK

Date Collected: 06/16/22 15:30
Date Received: 06/16/22
Field Prep: Not Specified

Sample Depth:
Matrix: Soil_Vapor
Anaytical Method: 48,TO-15
Analytical Date: 06/25/22 23:16
Analyst: TS

| | ppbV | | | ug/m3 | | | | |
|---|---|---|---|---|---|---|---|---|
| Parameter | Results | RL | MDL | Results | RL | MDL | Qualifier | Dilution Factor |
| Volatile Organics in Air - Mansfield Lab | | | | | | | | |
| Dichlorodifluoromethane | 0.590 | 0.200 | -- | 2.92 | 0.989 | -- | | 1 |
| Chloromethane | 0.263 | 0.200 | -- | 0.543 | 0.413 | -- | | 1 |
| Freon-114 | ND | 0.200 | -- | ND | 1.40 | -- | | 1 |
| Vinyl chloride | ND | 0.200 | -- | ND | 0.511 | -- | | 1 |
| 1,3-Butadiene | 0.278 | 0.200 | -- | 0.615 | 0.442 | -- | | 1 |
| Bromomethane | ND | 0.200 | -- | ND | 0.777 | -- | | 1 |
| Chloroethane | ND | 0.200 | -- | ND | 0.528 | -- | | 1 |
| Ethanol | 23.5 | 5.00 | -- | 44.3 | 9.42 | -- | | 1 |
| Vinyl bromide | ND | 0.200 | -- | ND | 0.874 | -- | | 1 |
| Acetone | 13.6 | 1.00 | -- | 32.3 | 2.38 | -- | | 1 |
| Trichlorofluoromethane | 0.300 | 0.200 | -- | 1.69 | 1.12 | -- | | 1 |
| Isopropanol | 2.26 | 0.500 | -- | 5.56 | 1.23 | -- | | 1 |
| 1,1-Dichloroethene | ND | 0.200 | -- | ND | 0.793 | -- | | 1 |
| Tertiary butyl Alcohol | 13.3 | 0.500 | -- | 40.3 | 1.52 | -- | | 1 |
| Methylene chloride | ND | 0.500 | -- | ND | 1.74 | -- | | 1 |
| 3-Chloropropene | ND | 0.200 | -- | ND | 0.626 | -- | | 1 |
| Carbon disulfide | 0.225 | 0.200 | -- | 0.701 | 0.623 | -- | | 1 |
| Freon-113 | ND | 0.200 | -- | ND | 1.53 | -- | | 1 |
| trans-1,2-Dichloroethene | ND | 0.200 | -- | ND | 0.793 | -- | | 1 |
| 1,1-Dichloroethane | ND | 0.200 | -- | ND | 0.809 | -- | | 1 |
| Methyl tert butyl ether | ND | 0.200 | -- | ND | 0.721 | -- | | 1 |
| 2-Butanone | 1.03 | 0.500 | -- | 3.04 | 1.47 | -- | | 1 |
| cis-1,2-Dichloroethene | ND | 0.200 | -- | ND | 0.793 | -- | | 1 |

**Project Name:** PORT CHESTER
**Project Number:** 12166:6A

**Lab Number:** L2232282
**Report Date:** 06/27/22

## SAMPLE RESULTS

Lab ID: L2232282-05
Client ID: SV-5
Sample Location: NEW YORK

Date Collected: 06/16/22 15:30
Date Received: 06/16/22
Field Prep: Not Specified

Sample Depth:

| Parameter | ppbV Results | ppbV RL | ppbV MDL | ug/m3 Results | ug/m3 RL | ug/m3 MDL | Qualifier | Dilution Factor |
|---|---|---|---|---|---|---|---|---|
| Volatile Organics in Air - Mansfield Lab | | | | | | | | |
| Ethyl Acetate | ND | 0.500 | -- | ND | 1.80 | -- | | 1 |
| Chloroform | 0.954 | 0.200 | -- | 4.66 | 0.977 | -- | | 1 |
| Tetrahydrofuran | 0.649 | 0.500 | -- | 1.91 | 1.47 | -- | | 1 |
| 1,2-Dichloroethane | ND | 0.200 | -- | ND | 0.809 | -- | | 1 |
| n-Hexane | 0.232 | 0.200 | -- | 0.818 | 0.705 | -- | | 1 |
| 1,1,1-Trichloroethane | ND | 0.200 | -- | ND | 1.09 | -- | | 1 |
| Benzene | 0.255 | 0.200 | -- | 0.815 | 0.639 | -- | | 1 |
| Carbon tetrachloride | ND | 0.200 | -- | ND | 1.26 | -- | | 1 |
| Cyclohexane | 0.209 | 0.200 | -- | 0.719 | 0.688 | -- | | 1 |
| 1,2-Dichloropropane | ND | 0.200 | -- | ND | 0.924 | -- | | 1 |
| Bromodichloromethane | ND | 0.200 | -- | ND | 1.34 | -- | | 1 |
| 1,4-Dioxane | ND | 0.200 | -- | ND | 0.721 | -- | | 1 |
| Trichloroethene | ND | 0.200 | -- | ND | 1.07 | -- | | 1 |
| 2,2,4-Trimethylpentane | 0.371 | 0.200 | -- | 1.73 | 0.934 | -- | | 1 |
| Heptane | 0.237 | 0.200 | -- | 0.971 | 0.820 | -- | | 1 |
| cis-1,3-Dichloropropene | ND | 0.200 | -- | ND | 0.908 | -- | | 1 |
| 4-Methyl-2-pentanone | ND | 0.500 | -- | ND | 2.05 | -- | | 1 |
| trans-1,3-Dichloropropene | ND | 0.200 | -- | ND | 0.908 | -- | | 1 |
| 1,1,2-Trichloroethane | ND | 0.200 | -- | ND | 1.09 | -- | | 1 |
| Toluene | 3.44 | 0.200 | -- | 13.0 | 0.754 | -- | | 1 |
| 2-Hexanone | 0.225 | 0.200 | -- | 0.922 | 0.820 | -- | | 1 |
| Dibromochloromethane | ND | 0.200 | -- | ND | 1.70 | -- | | 1 |
| 1,2-Dibromoethane | ND | 0.200 | -- | ND | 1.54 | -- | | 1 |
| Tetrachloroethene | 0.765 | 0.200 | -- | 5.19 | 1.36 | -- | | 1 |
| Chlorobenzene | ND | 0.200 | -- | ND | 0.921 | -- | | 1 |
| Ethylbenzene | 0.406 | 0.200 | -- | 1.76 | 0.869 | -- | | 1 |

**Project Name:** PORT CHESTER
**Project Number:** 12166:6A

**Lab Number:** L2232282
**Report Date:** 06/27/22

## SAMPLE RESULTS

Lab ID: L2232282-05
Client ID: SV-5
Sample Location: NEW YORK

Date Collected: 06/16/22 15:30
Date Received: 06/16/22
Field Prep: Not Specified

Sample Depth:

| Parameter | ppbV Results | ppbV RL | ppbV MDL | ug/m3 Results | ug/m3 RL | ug/m3 MDL | Qualifier | Dilution Factor |
|---|---|---|---|---|---|---|---|---|
| Volatile Organics in Air - Mansfield Lab | | | | | | | | |
| p/m-Xylene | 1.56 | 0.400 | -- | 6.78 | 1.74 | -- | | 1 |
| Bromoform | ND | 0.200 | -- | ND | 2.07 | -- | | 1 |
| Styrene | ND | 0.200 | -- | ND | 0.852 | -- | | 1 |
| 1,1,2,2-Tetrachloroethane | ND | 0.200 | -- | ND | 1.37 | -- | | 1 |
| o-Xylene | 0.641 | 0.200 | -- | 2.78 | 0.869 | -- | | 1 |
| 4-Ethyltoluene | ND | 0.200 | -- | ND | 0.983 | -- | | 1 |
| 1,3,5-Trimethylbenzene | 0.242 | 0.200 | -- | 1.19 | 0.983 | -- | | 1 |
| 1,2,4-Trimethylbenzene | 0.744 | 0.200 | -- | 3.66 | 0.983 | -- | | 1 |
| Benzyl chloride | ND | 0.200 | -- | ND | 1.04 | -- | | 1 |
| 1,3-Dichlorobenzene | ND | 0.200 | -- | ND | 1.20 | -- | | 1 |
| 1,4-Dichlorobenzene | ND | 0.200 | -- | ND | 1.20 | -- | | 1 |
| 1,2-Dichlorobenzene | ND | 0.200 | -- | ND | 1.20 | -- | | 1 |
| 1,2,4-Trichlorobenzene | ND | 0.200 | -- | ND | 1.48 | -- | | 1 |
| Hexachlorobutadiene | ND | 0.200 | -- | ND | 2.13 | -- | | 1 |

| Internal Standard | % Recovery | Qualifier | Acceptance Criteria |
|---|---|---|---|
| 1,4-Difluorobenzene | 99 | | 60-140 |
| Bromochloromethane | 99 | | 60-140 |
| chlorobenzene-d5 | 102 | | 60-140 |

**Project Name:** PORT CHESTER
**Project Number:** 12166:6A

**Lab Number:** L2232282
**Report Date:** 06/27/22

## SAMPLE RESULTS

Lab ID: L2232282-06
Client ID: IA-3
Sample Location: NEW YORK

Date Collected: 06/16/22 15:29
Date Received: 06/16/22
Field Prep: Not Specified

Sample Depth:
Matrix: Air
Anaytical Method: 48,TO-15
Analytical Date: 06/25/22 20:04
Analyst: TS

| | ppbV | | | ug/m3 | | | | |
|---|---|---|---|---|---|---|---|---|
| **Parameter** | **Results** | **RL** | **MDL** | **Results** | **RL** | **MDL** | **Qualifier** | **Dilution Factor** |
| Volatile Organics in Air - Mansfield Lab | | | | | | | | |
| Dichlorodifluoromethane | 0.591 | 0.200 | -- | 2.92 | 0.989 | -- | | 1 |
| Chloromethane | 0.669 | 0.200 | -- | 1.38 | 0.413 | -- | | 1 |
| Freon-114 | ND | 0.200 | -- | ND | 1.40 | -- | | 1 |
| 1,3-Butadiene | ND | 0.200 | -- | ND | 0.442 | -- | | 1 |
| Bromomethane | ND | 0.200 | -- | ND | 0.777 | -- | | 1 |
| Chloroethane | ND | 0.200 | -- | ND | 0.528 | -- | | 1 |
| Ethanol | 147 | 5.00 | -- | 277 | 9.42 | -- | | 1 |
| Vinyl bromide | ND | 0.200 | -- | ND | 0.874 | -- | | 1 |
| Acetone | 9.91 | 1.00 | -- | 23.5 | 2.38 | -- | | 1 |
| Trichlorofluoromethane | 0.260 | 0.200 | -- | 1.46 | 1.12 | -- | | 1 |
| Isopropanol | 2.01 | 0.500 | -- | 4.94 | 1.23 | -- | | 1 |
| Tertiary butyl Alcohol | ND | 0.500 | -- | ND | 1.52 | -- | | 1 |
| Methylene chloride | 2.33 | 0.500 | -- | 8.09 | 1.74 | -- | | 1 |
| 3-Chloropropene | ND | 0.200 | -- | ND | 0.626 | -- | | 1 |
| Carbon disulfide | ND | 0.200 | -- | ND | 0.623 | -- | | 1 |
| Freon-113 | ND | 0.200 | -- | ND | 1.53 | -- | | 1 |
| trans-1,2-Dichloroethene | ND | 0.200 | -- | ND | 0.793 | -- | | 1 |
| 1,1-Dichloroethane | ND | 0.200 | -- | ND | 0.809 | -- | | 1 |
| Methyl tert butyl ether | ND | 0.200 | -- | ND | 0.721 | -- | | 1 |
| 2-Butanone | ND | 0.500 | -- | ND | 1.47 | -- | | 1 |
| Ethyl Acetate | 0.656 | 0.500 | -- | 2.36 | 1.80 | -- | | 1 |
| Chloroform | 2.65 | 0.200 | -- | 12.9 | 0.977 | -- | | 1 |
| Tetrahydrofuran | ND | 0.500 | -- | ND | 1.47 | -- | | 1 |

**Project Name:** PORT CHESTER
**Project Number:** 12166:6A

**Lab Number:** L2232282
**Report Date:** 06/27/22

## SAMPLE RESULTS

Lab ID: L2232282-06
Client ID: IA-3
Sample Location: NEW YORK

Date Collected: 06/16/22 15:29
Date Received: 06/16/22
Field Prep: Not Specified

Sample Depth:

| Parameter | ppbV Results | ppbV RL | ppbV MDL | ug/m3 Results | ug/m3 RL | ug/m3 MDL | Qualifier | Dilution Factor |
|---|---|---|---|---|---|---|---|---|
| Volatile Organics in Air - Mansfield Lab | | | | | | | | |
| 1,2-Dichloroethane | ND | 0.200 | -- | ND | 0.809 | -- | | 1 |
| n-Hexane | 0.299 | 0.200 | -- | 1.05 | 0.705 | -- | | 1 |
| Benzene | ND | 0.200 | -- | ND | 0.639 | -- | | 1 |
| Cyclohexane | ND | 0.200 | -- | ND | 0.688 | -- | | 1 |
| 1,2-Dichloropropane | ND | 0.200 | -- | ND | 0.924 | -- | | 1 |
| Bromodichloromethane | 0.326 | 0.200 | -- | 2.18 | 1.34 | -- | | 1 |
| 1,4-Dioxane | ND | 0.200 | -- | ND | 0.721 | -- | | 1 |
| 2,2,4-Trimethylpentane | ND | 0.200 | -- | ND | 0.934 | -- | | 1 |
| Heptane | ND | 0.200 | -- | ND | 0.820 | -- | | 1 |
| cis-1,3-Dichloropropene | ND | 0.200 | -- | ND | 0.908 | -- | | 1 |
| 4-Methyl-2-pentanone | ND | 0.500 | -- | ND | 2.05 | -- | | 1 |
| trans-1,3-Dichloropropene | ND | 0.200 | -- | ND | 0.908 | -- | | 1 |
| 1,1,2-Trichloroethane | ND | 0.200 | -- | ND | 1.09 | -- | | 1 |
| Toluene | 0.746 | 0.200 | -- | 2.81 | 0.754 | -- | | 1 |
| 2-Hexanone | ND | 0.200 | -- | ND | 0.820 | -- | | 1 |
| Dibromochloromethane | ND | 0.200 | -- | ND | 1.70 | -- | | 1 |
| 1,2-Dibromoethane | ND | 0.200 | -- | ND | 1.54 | -- | | 1 |
| Chlorobenzene | ND | 0.200 | -- | ND | 0.921 | -- | | 1 |
| Ethylbenzene | 0.641 | 0.200 | -- | 2.78 | 0.869 | -- | | 1 |
| p/m-Xylene | 2.37 | 0.400 | -- | 10.3 | 1.74 | -- | | 1 |
| Bromoform | ND | 0.200 | -- | ND | 2.07 | -- | | 1 |
| Styrene | ND | 0.200 | -- | ND | 0.852 | -- | | 1 |
| 1,1,2,2-Tetrachloroethane | ND | 0.200 | -- | ND | 1.37 | -- | | 1 |
| o-Xylene | 1.06 | 0.200 | -- | 4.60 | 0.869 | -- | | 1 |
| 4-Ethyltoluene | 1.54 | 0.200 | -- | 7.57 | 0.983 | -- | | 1 |
| 1,3,5-Trimethylbenzene | 2.04 | 0.200 | -- | 10.0 | 0.983 | -- | | 1 |

**Project Name:** PORT CHESTER
**Project Number:** 12166:6A

**Lab Number:** L2232282
**Report Date:** 06/27/22

## SAMPLE RESULTS

Lab ID: L2232282-06
Client ID: IA-3
Sample Location: NEW YORK

Date Collected: 06/16/22 15:29
Date Received: 06/16/22
Field Prep: Not Specified

Sample Depth:

| Parameter | ppbV Results | ppbV RL | ppbV MDL | ug/m3 Results | ug/m3 RL | ug/m3 MDL | Qualifier | Dilution Factor |
|---|---|---|---|---|---|---|---|---|
| Volatile Organics in Air - Mansfield Lab | | | | | | | | |
| 1,2,4-Trimethylbenzene | 8.27 | 0.200 | -- | 40.7 | 0.983 | -- | | 1 |
| Benzyl chloride | ND | 0.200 | -- | ND | 1.04 | -- | | 1 |
| 1,3-Dichlorobenzene | ND | 0.200 | -- | ND | 1.20 | -- | | 1 |
| 1,4-Dichlorobenzene | ND | 0.200 | -- | ND | 1.20 | -- | | 1 |
| 1,2-Dichlorobenzene | ND | 0.200 | -- | ND | 1.20 | -- | | 1 |
| 1,2,4-Trichlorobenzene | ND | 0.200 | -- | ND | 1.48 | -- | | 1 |
| Hexachlorobutadiene | ND | 0.200 | -- | ND | 2.13 | -- | | 1 |

| Internal Standard | % Recovery | Qualifier | Acceptance Criteria |
|---|---|---|---|
| 1,4-Difluorobenzene | 99 | | 60-140 |
| Bromochloromethane | 99 | | 60-140 |
| chlorobenzene-d5 | 102 | | 60-140 |

**Project Name:** PORT CHESTER
**Project Number:** 12166:6A

**Lab Number:** L2232282
**Report Date:** 06/27/22

## SAMPLE RESULTS

Lab ID: L2232282-06
Client ID: IA-3
Sample Location: NEW YORK

Date Collected: 06/16/22 15:29
Date Received: 06/16/22
Field Prep: Not Specified

Sample Depth:
Matrix: Air
Anaytical Method: 48,TO-15-SIM
Analytical Date: 06/25/22 20:04
Analyst: TS

| | ppbV | | | ug/m3 | | | | |
|---|---|---|---|---|---|---|---|---|
| **Parameter** | **Results** | **RL** | **MDL** | **Results** | **RL** | **MDL** | **Qualifier** | **Dilution Factor** |
| Volatile Organics in Air by SIM - Mansfield Lab | | | | | | | | |
| Vinyl chloride | 0.044 | 0.020 | -- | 0.112 | 0.051 | -- | | 1 |
| 1,1-Dichloroethene | ND | 0.020 | -- | ND | 0.079 | -- | | 1 |
| cis-1,2-Dichloroethene | 0.064 | 0.020 | -- | 0.254 | 0.079 | -- | | 1 |
| 1,1,1-Trichloroethane | ND | 0.020 | -- | ND | 0.109 | -- | | 1 |
| Carbon tetrachloride | 0.106 | 0.020 | -- | 0.667 | 0.126 | -- | | 1 |
| Trichloroethene | 0.045 | 0.020 | -- | 0.242 | 0.107 | -- | | 1 |
| Tetrachloroethene | 0.429 | 0.020 | -- | 2.91 | 0.136 | -- | | 1 |

| **Internal Standard** | **% Recovery** | **Qualifier** | **Acceptance Criteria** |
|---|---|---|---|
| 1,4-difluorobenzene | 98 | | 60-140 |
| bromochloromethane | 98 | | 60-140 |
| chlorobenzene-d5 | 100 | | 60-140 |

**Project Name:** PORT CHESTER
**Project Number:** 12166:6A

**Lab Number:** L2232282
**Report Date:** 06/27/22

## SAMPLE RESULTS

Lab ID: L2232282-07
Client ID: AMBIENT-1
Sample Location: NEW YORK

Date Collected: 06/16/22 13:40
Date Received: 06/16/22
Field Prep: Not Specified

Sample Depth:
Matrix: Air
Anaytical Method: 48,TO-15
Analytical Date: 06/25/22 19:26
Analyst: TS

| | ppbV | | | ug/m3 | | | | |
|---|---|---|---|---|---|---|---|---|
| **Parameter** | **Results** | **RL** | **MDL** | **Results** | **RL** | **MDL** | **Qualifier** | **Dilution Factor** |
| Volatile Organics in Air - Mansfield Lab | | | | | | | | |
| Dichlorodifluoromethane | 0.579 | 0.200 | -- | 2.86 | 0.989 | -- | | 1 |
| Chloromethane | 0.591 | 0.200 | -- | 1.22 | 0.413 | -- | | 1 |
| Freon-114 | ND | 0.200 | -- | ND | 1.40 | -- | | 1 |
| 1,3-Butadiene | ND | 0.200 | -- | ND | 0.442 | -- | | 1 |
| Bromomethane | ND | 0.200 | -- | ND | 0.777 | -- | | 1 |
| Chloroethane | ND | 0.200 | -- | ND | 0.528 | -- | | 1 |
| Ethanol | ND | 5.00 | -- | ND | 9.42 | -- | | 1 |
| Vinyl bromide | ND | 0.200 | -- | ND | 0.874 | -- | | 1 |
| Acetone | 3.30 | 1.00 | -- | 7.84 | 2.38 | -- | | 1 |
| Trichlorofluoromethane | 0.252 | 0.200 | -- | 1.42 | 1.12 | -- | | 1 |
| Isopropanol | 0.537 | 0.500 | -- | 1.32 | 1.23 | -- | | 1 |
| Tertiary butyl Alcohol | ND | 0.500 | -- | ND | 1.52 | -- | | 1 |
| Methylene chloride | ND | 0.500 | -- | ND | 1.74 | -- | | 1 |
| 3-Chloropropene | ND | 0.200 | -- | ND | 0.626 | -- | | 1 |
| Carbon disulfide | ND | 0.200 | -- | ND | 0.623 | -- | | 1 |
| Freon-113 | ND | 0.200 | -- | ND | 1.53 | -- | | 1 |
| trans-1,2-Dichloroethene | ND | 0.200 | -- | ND | 0.793 | -- | | 1 |
| 1,1-Dichloroethane | ND | 0.200 | -- | ND | 0.809 | -- | | 1 |
| Methyl tert butyl ether | ND | 0.200 | -- | ND | 0.721 | -- | | 1 |
| 2-Butanone | ND | 0.500 | -- | ND | 1.47 | -- | | 1 |
| Ethyl Acetate | ND | 0.500 | -- | ND | 1.80 | -- | | 1 |
| Chloroform | ND | 0.200 | -- | ND | 0.977 | -- | | 1 |
| Tetrahydrofuran | ND | 0.500 | -- | ND | 1.47 | -- | | 1 |

**Project Name:** PORT CHESTER
**Project Number:** 12166:6A

**Lab Number:** L2232282
**Report Date:** 06/27/22

## SAMPLE RESULTS

Lab ID: L2232282-07
Client ID: AMBIENT-1
Sample Location: NEW YORK

Date Collected: 06/16/22 13:40
Date Received: 06/16/22
Field Prep: Not Specified

Sample Depth:

| Parameter | ppbV Results | ppbV RL | ppbV MDL | ug/m3 Results | ug/m3 RL | ug/m3 MDL | Qualifier | Dilution Factor |
|---|---|---|---|---|---|---|---|---|
| Volatile Organics in Air - Mansfield Lab | | | | | | | | |
| 1,2-Dichloroethane | ND | 0.200 | -- | ND | 0.809 | -- | | 1 |
| n-Hexane | ND | 0.200 | -- | ND | 0.705 | -- | | 1 |
| Benzene | ND | 0.200 | -- | ND | 0.639 | -- | | 1 |
| Cyclohexane | ND | 0.200 | -- | ND | 0.688 | -- | | 1 |
| 1,2-Dichloropropane | ND | 0.200 | -- | ND | 0.924 | -- | | 1 |
| Bromodichloromethane | ND | 0.200 | -- | ND | 1.34 | -- | | 1 |
| 1,4-Dioxane | ND | 0.200 | -- | ND | 0.721 | -- | | 1 |
| 2,2,4-Trimethylpentane | ND | 0.200 | -- | ND | 0.934 | -- | | 1 |
| Heptane | ND | 0.200 | -- | ND | 0.820 | -- | | 1 |
| cis-1,3-Dichloropropene | ND | 0.200 | -- | ND | 0.908 | -- | | 1 |
| 4-Methyl-2-pentanone | ND | 0.500 | -- | ND | 2.05 | -- | | 1 |
| trans-1,3-Dichloropropene | ND | 0.200 | -- | ND | 0.908 | -- | | 1 |
| 1,1,2-Trichloroethane | ND | 0.200 | -- | ND | 1.09 | -- | | 1 |
| Toluene | 0.292 | 0.200 | -- | 1.10 | 0.754 | -- | | 1 |
| 2-Hexanone | ND | 0.200 | -- | ND | 0.820 | -- | | 1 |
| Dibromochloromethane | ND | 0.200 | -- | ND | 1.70 | -- | | 1 |
| 1,2-Dibromoethane | ND | 0.200 | -- | ND | 1.54 | -- | | 1 |
| Chlorobenzene | ND | 0.200 | -- | ND | 0.921 | -- | | 1 |
| Ethylbenzene | ND | 0.200 | -- | ND | 0.869 | -- | | 1 |
| p/m-Xylene | ND | 0.400 | -- | ND | 1.74 | -- | | 1 |
| Bromoform | ND | 0.200 | -- | ND | 2.07 | -- | | 1 |
| Styrene | ND | 0.200 | -- | ND | 0.852 | -- | | 1 |
| 1,1,2,2-Tetrachloroethane | ND | 0.200 | -- | ND | 1.37 | -- | | 1 |
| o-Xylene | ND | 0.200 | -- | ND | 0.869 | -- | | 1 |
| 4-Ethyltoluene | ND | 0.200 | -- | ND | 0.983 | -- | | 1 |
| 1,3,5-Trimethylbenzene | ND | 0.200 | -- | ND | 0.983 | -- | | 1 |

**Project Name:** PORT CHESTER
**Project Number:** 12166:6A

**Lab Number:** L2232282
**Report Date:** 06/27/22

## SAMPLE RESULTS

Lab ID: L2232282-07
Client ID: AMBIENT-1
Sample Location: NEW YORK

Date Collected: 06/16/22 13:40
Date Received: 06/16/22
Field Prep: Not Specified

Sample Depth:

| Parameter | ppbV Results | ppbV RL | ppbV MDL | ug/m3 Results | ug/m3 RL | ug/m3 MDL | Qualifier | Dilution Factor |
|---|---|---|---|---|---|---|---|---|
| Volatile Organics in Air - Mansfield Lab | | | | | | | | |
| 1,2,4-Trimethylbenzene | ND | 0.200 | -- | ND | 0.983 | -- | | 1 |
| Benzyl chloride | ND | 0.200 | -- | ND | 1.04 | -- | | 1 |
| 1,3-Dichlorobenzene | ND | 0.200 | -- | ND | 1.20 | -- | | 1 |
| 1,4-Dichlorobenzene | ND | 0.200 | -- | ND | 1.20 | -- | | 1 |
| 1,2-Dichlorobenzene | ND | 0.200 | -- | ND | 1.20 | -- | | 1 |
| 1,2,4-Trichlorobenzene | ND | 0.200 | -- | ND | 1.48 | -- | | 1 |
| Hexachlorobutadiene | ND | 0.200 | -- | ND | 2.13 | -- | | 1 |

| Internal Standard | % Recovery | Qualifier | Acceptance Criteria |
|---|---|---|---|
| 1,4-Difluorobenzene | 98 | | 60-140 |
| Bromochloromethane | 99 | | 60-140 |
| chlorobenzene-d5 | 101 | | 60-140 |

**Project Name:** PORT CHESTER
**Project Number:** 12166:6A

**Lab Number:** L2232282
**Report Date:** 06/27/22

## SAMPLE RESULTS

Lab ID: L2232282-07
Client ID: AMBIENT-1
Sample Location: NEW YORK

Date Collected: 06/16/22 13:40
Date Received: 06/16/22
Field Prep: Not Specified

Sample Depth:
Matrix: Air
Anaytical Method: 48,TO-15-SIM
Analytical Date: 06/25/22 19:26
Analyst: TS

| Parameter | ppbV Results | ppbV RL | ppbV MDL | ug/m3 Results | ug/m3 RL | ug/m3 MDL | Qualifier | Dilution Factor |
|---|---|---|---|---|---|---|---|---|
| Volatile Organics in Air by SIM - Mansfield Lab | | | | | | | | |
| Vinyl chloride | ND | 0.020 | -- | ND | 0.051 | -- | | 1 |
| 1,1-Dichloroethene | ND | 0.020 | -- | ND | 0.079 | -- | | 1 |
| cis-1,2-Dichloroethene | ND | 0.020 | -- | ND | 0.079 | -- | | 1 |
| 1,1,1-Trichloroethane | ND | 0.020 | -- | ND | 0.109 | -- | | 1 |
| Carbon tetrachloride | 0.093 | 0.020 | -- | 0.585 | 0.126 | -- | | 1 |
| Trichloroethene | ND | 0.020 | -- | ND | 0.107 | -- | | 1 |
| Tetrachloroethene | 0.027 | 0.020 | -- | 0.183 | 0.136 | -- | | 1 |

| Internal Standard | % Recovery | Qualifier | Acceptance Criteria |
|---|---|---|---|
| 1,4-difluorobenzene | 97 | | 60-140 |
| bromochloromethane | 98 | | 60-140 |
| chlorobenzene-d5 | 98 | | 60-140 |

**Project Name:** PORT CHESTER
**Project Number:** 12166:6A
**Lab Number:** L2232282
**Report Date:** 06/27/22

# Method Blank Analysis
## Batch Quality Control

Analytical Method: 48,TO-15-SIM
Analytical Date: 06/25/22 15:45

| Parameter | ppbV Results | ppbV RL | ppbV MDL | ug/m3 Results | ug/m3 RL | ug/m3 MDL | Qualifier | Dilution Factor |
|---|---|---|---|---|---|---|---|---|
| Volatile Organics in Air by SIM - Mansfield Lab for sample(s): 02,06-07 Batch: WG1655378-4 | | | | | | | | |
| Vinyl chloride | ND | 0.020 | -- | ND | 0.051 | -- | | 1 |
| 1,1-Dichloroethene | ND | 0.020 | -- | ND | 0.079 | -- | | 1 |
| cis-1,2-Dichloroethene | ND | 0.020 | -- | ND | 0.079 | -- | | 1 |
| 1,1,1-Trichloroethane | ND | 0.020 | -- | ND | 0.109 | -- | | 1 |
| Carbon tetrachloride | ND | 0.020 | -- | ND | 0.126 | -- | | 1 |
| Trichloroethene | ND | 0.020 | -- | ND | 0.107 | -- | | 1 |
| Tetrachloroethene | ND | 0.020 | -- | ND | 0.136 | -- | | 1 |

**Project Name:** PORT CHESTER
**Project Number:** 12166:6A

**Lab Number:** L2232282
**Report Date:** 06/27/22

# Method Blank Analysis
## Batch Quality Control

Analytical Method: 48,TO-15
Analytical Date: 06/25/22 15:07

| Parameter | ppbV Results | ppbV RL | ppbV MDL | ug/m3 Results | ug/m3 RL | ug/m3 MDL | Qualifier | Dilution Factor |
|---|---|---|---|---|---|---|---|---|
| Volatile Organics in Air - Mansfield Lab for sample(s): 01-07 Batch: WG1655379-4 | | | | | | | | |
| Dichlorodifluoromethane | ND | 0.200 | -- | ND | 0.989 | -- | | 1 |
| Chloromethane | ND | 0.200 | -- | ND | 0.413 | -- | | 1 |
| Freon-114 | ND | 0.200 | -- | ND | 1.40 | -- | | 1 |
| Vinyl chloride | ND | 0.200 | -- | ND | 0.511 | -- | | 1 |
| 1,3-Butadiene | ND | 0.200 | -- | ND | 0.442 | -- | | 1 |
| Bromomethane | ND | 0.200 | -- | ND | 0.777 | -- | | 1 |
| Chloroethane | ND | 0.200 | -- | ND | 0.528 | -- | | 1 |
| Ethanol | ND | 5.00 | -- | ND | 9.42 | -- | | 1 |
| Vinyl bromide | ND | 0.200 | -- | ND | 0.874 | -- | | 1 |
| Acetone | ND | 1.00 | -- | ND | 2.38 | -- | | 1 |
| Trichlorofluoromethane | ND | 0.200 | -- | ND | 1.12 | -- | | 1 |
| Isopropanol | ND | 0.500 | -- | ND | 1.23 | -- | | 1 |
| 1,1-Dichloroethene | ND | 0.200 | -- | ND | 0.793 | -- | | 1 |
| Tertiary butyl Alcohol | ND | 0.500 | -- | ND | 1.52 | -- | | 1 |
| Methylene chloride | ND | 0.500 | -- | ND | 1.74 | -- | | 1 |
| 3-Chloropropene | ND | 0.200 | -- | ND | 0.626 | -- | | 1 |
| Carbon disulfide | ND | 0.200 | -- | ND | 0.623 | -- | | 1 |
| Freon-113 | ND | 0.200 | -- | ND | 1.53 | -- | | 1 |
| trans-1,2-Dichloroethene | ND | 0.200 | -- | ND | 0.793 | -- | | 1 |
| 1,1-Dichloroethane | ND | 0.200 | -- | ND | 0.809 | -- | | 1 |
| Methyl tert butyl ether | ND | 0.200 | -- | ND | 0.721 | -- | | 1 |
| 2-Butanone | ND | 0.500 | -- | ND | 1.47 | -- | | 1 |
| cis-1,2-Dichloroethene | ND | 0.200 | -- | ND | 0.793 | -- | | 1 |
| Ethyl Acetate | ND | 0.500 | -- | ND | 1.80 | -- | | 1 |
| Chloroform | ND | 0.200 | -- | ND | 0.977 | -- | | 1 |

**Project Name:** PORT CHESTER **Lab Number:** L2232282

**Project Number:** 12166:6A **Report Date:** 06/27/22

# Method Blank Analysis
## Batch Quality Control

Analytical Method: 48,TO-15
Analytical Date: 06/25/22 15:07

| Parameter | ppbV Results | ppbV RL | ppbV MDL | ug/m3 Results | ug/m3 RL | ug/m3 MDL | Qualifier | Dilution Factor |
|---|---|---|---|---|---|---|---|---|
| Volatile Organics in Air - Mansfield Lab for sample(s): 01-07 Batch: WG1655379-4 | | | | | | | | |
| Tetrahydrofuran | ND | 0.500 | -- | ND | 1.47 | -- | | 1 |
| 1,2-Dichloroethane | ND | 0.200 | -- | ND | 0.809 | -- | | 1 |
| n-Hexane | ND | 0.200 | -- | ND | 0.705 | -- | | 1 |
| 1,1,1-Trichloroethane | ND | 0.200 | -- | ND | 1.09 | -- | | 1 |
| Benzene | ND | 0.200 | -- | ND | 0.639 | -- | | 1 |
| Carbon tetrachloride | ND | 0.200 | -- | ND | 1.26 | -- | | 1 |
| Cyclohexane | ND | 0.200 | -- | ND | 0.688 | -- | | 1 |
| 1,2-Dichloropropane | ND | 0.200 | -- | ND | 0.924 | -- | | 1 |
| Bromodichloromethane | ND | 0.200 | -- | ND | 1.34 | -- | | 1 |
| 1,4-Dioxane | ND | 0.200 | -- | ND | 0.721 | -- | | 1 |
| Trichloroethene | ND | 0.200 | -- | ND | 1.07 | -- | | 1 |
| 2,2,4-Trimethylpentane | ND | 0.200 | -- | ND | 0.934 | -- | | 1 |
| Heptane | ND | 0.200 | -- | ND | 0.820 | -- | | 1 |
| cis-1,3-Dichloropropene | ND | 0.200 | -- | ND | 0.908 | -- | | 1 |
| 4-Methyl-2-pentanone | ND | 0.500 | -- | ND | 2.05 | -- | | 1 |
| trans-1,3-Dichloropropene | ND | 0.200 | -- | ND | 0.908 | -- | | 1 |
| 1,1,2-Trichloroethane | ND | 0.200 | -- | ND | 1.09 | -- | | 1 |
| Toluene | ND | 0.200 | -- | ND | 0.754 | -- | | 1 |
| 2-Hexanone | ND | 0.200 | -- | ND | 0.820 | -- | | 1 |
| Dibromochloromethane | ND | 0.200 | -- | ND | 1.70 | -- | | 1 |
| 1,2-Dibromoethane | ND | 0.200 | -- | ND | 1.54 | -- | | 1 |
| Tetrachloroethene | ND | 0.200 | -- | ND | 1.36 | -- | | 1 |
| Chlorobenzene | ND | 0.200 | -- | ND | 0.921 | -- | | 1 |
| Ethylbenzene | ND | 0.200 | -- | ND | 0.869 | -- | | 1 |
| p/m-Xylene | ND | 0.400 | -- | ND | 1.74 | -- | | 1 |

**Project Name:** PORT CHESTER
**Project Number:** 12166:6A
**Lab Number:** L2232282
**Report Date:** 06/27/22

# Method Blank Analysis
## Batch Quality Control

Analytical Method: 48,TO-15
Analytical Date: 06/25/22 15:07

| Parameter | ppbV Results | ppbV RL | ppbV MDL | ug/m3 Results | ug/m3 RL | ug/m3 MDL | Qualifier | Dilution Factor |
|---|---|---|---|---|---|---|---|---|
| Volatile Organics in Air - Mansfield Lab for sample(s): 01-07 Batch: WG1655379-4 | | | | | | | | |
| Bromoform | ND | 0.200 | -- | ND | 2.07 | -- | | 1 |
| Styrene | ND | 0.200 | -- | ND | 0.852 | -- | | 1 |
| 1,1,2,2-Tetrachloroethane | ND | 0.200 | -- | ND | 1.37 | -- | | 1 |
| o-Xylene | ND | 0.200 | -- | ND | 0.869 | -- | | 1 |
| 4-Ethyltoluene | ND | 0.200 | -- | ND | 0.983 | -- | | 1 |
| 1,3,5-Trimethylbenzene | ND | 0.200 | -- | ND | 0.983 | -- | | 1 |
| 1,2,4-Trimethylbenzene | ND | 0.200 | -- | ND | 0.983 | -- | | 1 |
| Benzyl chloride | ND | 0.200 | -- | ND | 1.04 | -- | | 1 |
| 1,3-Dichlorobenzene | ND | 0.200 | -- | ND | 1.20 | -- | | 1 |
| 1,4-Dichlorobenzene | ND | 0.200 | -- | ND | 1.20 | -- | | 1 |
| 1,2-Dichlorobenzene | ND | 0.200 | -- | ND | 1.20 | -- | | 1 |
| 1,2,4-Trichlorobenzene | ND | 0.200 | -- | ND | 1.48 | -- | | 1 |
| Hexachlorobutadiene | ND | 0.200 | -- | ND | 2.13 | -- | | 1 |

# Lab Control Sample Analysis
## Batch Quality Control

**Project Name:** PORT CHESTER
**Project Number:** 12166:6A

**Lab Number:** L2232282
**Report Date:** 06/27/22

| Parameter | LCS %Recovery | Qual | LCSD %Recovery | Qual | %Recovery Limits | RPD | Qual | RPD Limits |
|---|---|---|---|---|---|---|---|---|
| Volatile Organics in Air by SIM - Mansfield Lab Associated sample(s): 02,06-07 Batch: WG1655378-3 | | | | | | | | |
| Vinyl chloride | 95 | | - | | 70-130 | - | | 25 |
| 1,1-Dichloroethene | 100 | | - | | 70-130 | - | | 25 |
| cis-1,2-Dichloroethene | 96 | | - | | 70-130 | - | | 25 |
| 1,1,1-Trichloroethane | 97 | | - | | 70-130 | - | | 25 |
| Carbon tetrachloride | 108 | | - | | 70-130 | - | | 25 |
| Trichloroethene | 99 | | - | | 70-130 | - | | 25 |
| Tetrachloroethene | 91 | | - | | 70-130 | - | | 25 |

# Lab Control Sample Analysis
## Batch Quality Control

**Project Name:** PORT CHESTER
**Project Number:** 12166:6A

**Lab Number:** L2232282
**Report Date:** 06/27/22

| Parameter | LCS %Recovery | Qual | LCSD %Recovery | Qual | %Recovery Limits | RPD | Qual | RPD Limits |
|---|---|---|---|---|---|---|---|---|
| Volatile Organics in Air - Mansfield Lab Associated sample(s): 01-07 Batch: WG1655379-3 | | | | | | | | |
| Dichlorodifluoromethane | 100 | | - | | 70-130 | - | | |
| Chloromethane | 85 | | - | | 70-130 | - | | |
| Freon-114 | 95 | | - | | 70-130 | - | | |
| Vinyl chloride | 89 | | - | | 70-130 | - | | |
| 1,3-Butadiene | 87 | | - | | 70-130 | - | | |
| Bromomethane | 92 | | - | | 70-130 | - | | |
| Chloroethane | 87 | | - | | 70-130 | - | | |
| Ethanol | 92 | | - | | 40-160 | - | | |
| Vinyl bromide | 82 | | - | | 70-130 | - | | |
| Acetone | 94 | | - | | 40-160 | - | | |
| Trichlorofluoromethane | 95 | | - | | 70-130 | - | | |
| Isopropanol | 83 | | - | | 40-160 | - | | |
| 1,1-Dichloroethene | 91 | | - | | 70-130 | - | | |
| Tertiary butyl Alcohol | 84 | | - | | 70-130 | - | | |
| Methylene chloride | 94 | | - | | 70-130 | - | | |
| 3-Chloropropene | 85 | | - | | 70-130 | - | | |
| Carbon disulfide | 78 | | - | | 70-130 | - | | |
| Freon-113 | 91 | | - | | 70-130 | - | | |
| trans-1,2-Dichloroethene | 83 | | - | | 70-130 | - | | |
| 1,1-Dichloroethane | 94 | | - | | 70-130 | - | | |
| Methyl tert butyl ether | 84 | | - | | 70-130 | - | | |
| 2-Butanone | 86 | | - | | 70-130 | - | | |
| cis-1,2-Dichloroethene | 96 | | - | | 70-130 | - | | |

# Lab Control Sample Analysis
## Batch Quality Control

**Project Name:** PORT CHESTER
**Project Number:** 12166:6A
**Lab Number:** L2232282
**Report Date:** 06/27/22

| Parameter | LCS %Recovery | Qual | LCSD %Recovery | Qual | %Recovery Limits | RPD | Qual | RPD Limits |
|---|---|---|---|---|---|---|---|---|
| Volatile Organics in Air - Mansfield Lab Associated sample(s): 01-07 Batch: WG1655379-3 | | | | | | | | |
| Ethyl Acetate | 92 | | - | | 70-130 | - | | |
| Chloroform | 101 | | - | | 70-130 | - | | |
| Tetrahydrofuran | 86 | | - | | 70-130 | - | | |
| 1,2-Dichloroethane | 95 | | - | | 70-130 | - | | |
| n-Hexane | 86 | | - | | 70-130 | - | | |
| 1,1,1-Trichloroethane | 96 | | - | | 70-130 | - | | |
| Benzene | 86 | | - | | 70-130 | - | | |
| Carbon tetrachloride | 109 | | - | | 70-130 | - | | |
| Cyclohexane | 85 | | - | | 70-130 | - | | |
| 1,2-Dichloropropane | 90 | | - | | 70-130 | - | | |
| Bromodichloromethane | 97 | | - | | 70-130 | - | | |
| 1,4-Dioxane | 91 | | - | | 70-130 | - | | |
| Trichloroethene | 96 | | - | | 70-130 | - | | |
| 2,2,4-Trimethylpentane | 87 | | - | | 70-130 | - | | |
| Heptane | 86 | | - | | 70-130 | - | | |
| cis-1,3-Dichloropropene | 93 | | - | | 70-130 | - | | |
| 4-Methyl-2-pentanone | 90 | | - | | 70-130 | - | | |
| trans-1,3-Dichloropropene | 80 | | - | | 70-130 | - | | |
| 1,1,2-Trichloroethane | 94 | | - | | 70-130 | - | | |
| Toluene | 87 | | - | | 70-130 | - | | |
| 2-Hexanone | 85 | | - | | 70-130 | - | | |
| Dibromochloromethane | 106 | | - | | 70-130 | - | | |
| 1,2-Dibromoethane | 92 | | - | | 70-130 | - | | |

# Lab Control Sample Analysis
## Batch Quality Control

**Project Name:** PORT CHESTER
**Project Number:** 12166:6A

**Lab Number:** L2232282
**Report Date:** 06/27/22

| Parameter | LCS %Recovery | Qual | LCSD %Recovery | Qual | %Recovery Limits | RPD | Qual | RPD Limits |
|---|---|---|---|---|---|---|---|---|
| Volatile Organics in Air - Mansfield Lab Associated sample(s): 01-07 Batch: WG1655379-3 | | | | | | | | |
| Tetrachloroethene | 92 | | - | | 70-130 | - | | |
| Chlorobenzene | 90 | | - | | 70-130 | - | | |
| Ethylbenzene | 89 | | - | | 70-130 | - | | |
| p/m-Xylene | 90 | | - | | 70-130 | - | | |
| Bromoform | 110 | | - | | 70-130 | - | | |
| Styrene | 88 | | - | | 70-130 | - | | |
| 1,1,2,2-Tetrachloroethane | 93 | | - | | 70-130 | - | | |
| o-Xylene | 90 | | - | | 70-130 | - | | |
| 4-Ethyltoluene | 86 | | - | | 70-130 | - | | |
| 1,3,5-Trimethylbenzene | 82 | | - | | 70-130 | - | | |
| 1,2,4-Trimethylbenzene | 93 | | - | | 70-130 | - | | |
| Benzyl chloride | 82 | | - | | 70-130 | - | | |
| 1,3-Dichlorobenzene | 93 | | - | | 70-130 | - | | |
| 1,4-Dichlorobenzene | 91 | | - | | 70-130 | - | | |
| 1,2-Dichlorobenzene | 91 | | - | | 70-130 | - | | |
| 1,2,4-Trichlorobenzene | 94 | | - | | 70-130 | - | | |
| Hexachlorobutadiene | 99 | | - | | 70-130 | - | | |

# Lab Duplicate Analysis
## Batch Quality Control

**Project Name:** PORT CHESTER
**Project Number:** 12166:6A

**Lab Number:** L2232282
**Report Date:** 06/27/22

| Parameter | Native Sample | Duplicate Sample | Units | RPD | Qual | RPD Limits |
|---|---|---|---|---|---|---|
| Volatile Organics in Air by SIM - Mansfield Lab Associated sample(s): 02,06-07 QC Batch ID: WG1655378-5 QC Sample: L2232282-02 Client ID: IA-2 | | | | | | |
| Vinyl chloride | ND | ND | ppbV | NC | | 25 |
| 1,1-Dichloroethene | ND | ND | ppbV | NC | | 25 |
| cis-1,2-Dichloroethene | ND | ND | ppbV | NC | | 25 |
| 1,1,1-Trichloroethane | ND | ND | ppbV | NC | | 25 |
| Carbon tetrachloride | 0.092 | 0.095 | ppbV | 3 | | 25 |
| Trichloroethene | ND | ND | ppbV | NC | | 25 |
| Tetrachloroethene | 0.029 | 0.031 | ppbV | 7 | | 25 |

# Lab Duplicate Analysis
## Batch Quality Control

**Project Name:** PORT CHESTER
**Project Number:** 12166:6A

**Lab Number:** L2232282
**Report Date:** 06/27/22

| Parameter | Native Sample | Duplicate Sample | Units | RPD | Qual | RPD Limits |
|---|---|---|---|---|---|---|
| Volatile Organics in Air - Mansfield Lab Associated sample(s): 01-07 QC Batch ID: WG1655379-5 QC Sample: L2232282-02 Client ID: IA-2 | | | | | | |
| Dichlorodifluoromethane | 0.666 | 0.695 | ppbV | 4 | | 25 |
| Chloromethane | 0.619 | 0.608 | ppbV | 2 | | 25 |
| Freon-114 | ND | ND | ppbV | NC | | 25 |
| 1,3-Butadiene | ND | ND | ppbV | NC | | 25 |
| Bromomethane | ND | ND | ppbV | NC | | 25 |
| Chloroethane | ND | ND | ppbV | NC | | 25 |
| Ethanol | 24.6 | 26.9 | ppbV | 9 | | 25 |
| Vinyl bromide | ND | ND | ppbV | NC | | 25 |
| Acetone | 13.0 | 13.5 | ppbV | 4 | | 25 |
| Trichlorofluoromethane | 0.550 | 0.565 | ppbV | 3 | | 25 |
| Isopropanol | 2.72 | 2.78 | ppbV | 2 | | 25 |
| Tertiary butyl Alcohol | ND | ND | ppbV | NC | | 25 |
| Methylene chloride | ND | ND | ppbV | NC | | 25 |
| 3-Chloropropene | ND | ND | ppbV | NC | | 25 |
| Carbon disulfide | ND | ND | ppbV | NC | | 25 |
| Freon-113 | ND | ND | ppbV | NC | | 25 |
| trans-1,2-Dichloroethene | ND | ND | ppbV | NC | | 25 |
| 1,1-Dichloroethane | ND | ND | ppbV | NC | | 25 |
| Methyl tert butyl ether | ND | ND | ppbV | NC | | 25 |
| 2-Butanone | 1.86 | 1.89 | ppbV | 2 | | 25 |
| Ethyl Acetate | ND | ND | ppbV | NC | | 25 |

# Lab Duplicate Analysis
## Batch Quality Control

**Project Name:** PORT CHESTER
**Project Number:** 12166:6A

**Lab Number:** L2232282
**Report Date:** 06/27/22

| Parameter | Native Sample | Duplicate Sample | Units | RPD | Qual | RPD Limits |
|---|---|---|---|---|---|---|
| Volatile Organics in Air - Mansfield Lab Associated sample(s): 01-07 QC Batch ID: WG1655379-5 QC Sample: L2232282-02 Client ID: IA-2 | | | | | | |
| Chloroform | 0.321 | 0.315 | ppbV | 2 | | 25 |
| Tetrahydrofuran | 1.33 | 1.36 | ppbV | 2 | | 25 |
| 1,2-Dichloroethane | ND | ND | ppbV | NC | | 25 |
| n-Hexane | ND | ND | ppbV | NC | | 25 |
| Benzene | ND | ND | ppbV | NC | | 25 |
| Cyclohexane | ND | ND | ppbV | NC | | 25 |
| 1,2-Dichloropropane | ND | ND | ppbV | NC | | 25 |
| Bromodichloromethane | ND | ND | ppbV | NC | | 25 |
| 1,4-Dioxane | ND | ND | ppbV | NC | | 25 |
| 2,2,4-Trimethylpentane | ND | ND | ppbV | NC | | 25 |
| Heptane | ND | ND | ppbV | NC | | 25 |
| cis-1,3-Dichloropropene | ND | ND | ppbV | NC | | 25 |
| 4-Methyl-2-pentanone | ND | ND | ppbV | NC | | 25 |
| trans-1,3-Dichloropropene | ND | ND | ppbV | NC | | 25 |
| 1,1,2-Trichloroethane | ND | ND | ppbV | NC | | 25 |
| Toluene | 0.407 | 0.403 | ppbV | 1 | | 25 |
| 2-Hexanone | ND | ND | ppbV | NC | | 25 |
| Dibromochloromethane | ND | ND | ppbV | NC | | 25 |
| 1,2-Dibromoethane | ND | ND | ppbV | NC | | 25 |
| Chlorobenzene | ND | ND | ppbV | NC | | 25 |
| Ethylbenzene | 0.320 | 0.324 | ppbV | 1 | | 25 |

# Lab Duplicate Analysis
## Batch Quality Control

**Project Name:** PORT CHESTER
**Project Number:** 12166:6A

**Lab Number:** L2232282
**Report Date:** 06/27/22

| Parameter | Native Sample | Duplicate Sample | Units | RPD | Qual | RPD Limits |
|---|---|---|---|---|---|---|
| Volatile Organics in Air - Mansfield Lab Associated sample(s): 01-07 QC Batch ID: WG1655379-5 QC Sample: L2232282-02 Client ID: IA-2 | | | | | | |
| p/m-Xylene | 1.27 | 1.27 | ppbV | 0 | | 25 |
| Bromoform | ND | ND | ppbV | NC | | 25 |
| Styrene | ND | ND | ppbV | NC | | 25 |
| 1,1,2,2-Tetrachloroethane | ND | ND | ppbV | NC | | 25 |
| o-Xylene | 0.367 | 0.368 | ppbV | 0 | | 25 |
| 4-Ethyltoluene | ND | ND | ppbV | NC | | 25 |
| 1,3,5-Trimethylbenzene | ND | ND | ppbV | NC | | 25 |
| 1,2,4-Trimethylbenzene | 0.239 | 0.239 | ppbV | 0 | | 25 |
| Benzyl chloride | ND | ND | ppbV | NC | | 25 |
| 1,3-Dichlorobenzene | ND | ND | ppbV | NC | | 25 |
| 1,4-Dichlorobenzene | ND | ND | ppbV | NC | | 25 |
| 1,2-Dichlorobenzene | ND | ND | ppbV | NC | | 25 |
| 1,2,4-Trichlorobenzene | ND | ND | ppbV | NC | | 25 |
| Hexachlorobutadiene | ND | ND | ppbV | NC | | 25 |

**Project Name:** PORT CHESTER

**Lab Number:** L2232282

**Project Number:** 12166:6A

**Report Date:** 06/27/22

## Canister and Flow Controller Information

| Samplenum | Client ID | Media ID | Media Type | Date Prepared | Bottle Order | Cleaning Batch ID | Can Leak Check | Initial Pressure (in. Hg) | Pressure on Receipt (in. Hg) | Flow Controler Leak Chk | Flow Out mL/min | Flow In mL/min | % RPD |
|---|---|---|---|---|---|---|---|---|---|---|---|---|---|
| L2232282-01 | SV-2 | 01820 | Flow 3 | 06/16/22 | 390727 | | - | - | - | Pass | 18.0 | 9.1 | 66 |
| L2232282-01 | SV-2 | 3439 | 2.7L Can | 06/16/22 | 390727 | L2230328-01 | Pass | -28.9 | -10.7 | - | - | - | - |
| L2232282-02 | IA-2 | 01793 | Flow 3 | 06/16/22 | 390727 | | - | - | - | Pass | 18.0 | 17.2 | 5 |
| L2232282-02 | IA-2 | 187 | 2.7L Can | 06/16/22 | 390727 | L2230328-01 | Pass | -28.9 | 0.0 | - | - | - | - |
| L2232282-03 | SV-3 | 01384 | Flow 3 | 06/16/22 | 390727 | | - | - | - | Pass | 18.0 | 18.0 | 0 |
| L2232282-03 | SV-3 | 171 | 2.7L Can | 06/16/22 | 390727 | L2230328-01 | Pass | -28.7 | -4.4 | - | - | - | - |
| L2232282-04 | SV-4 | 01824 | Flow 3 | 06/16/22 | 390727 | | - | - | - | Pass | 18.0 | 18.1 | 1 |
| L2232282-04 | SV-4 | 252 | 2.7L Can | 06/16/22 | 390727 | L2230328-01 | Pass | -28.9 | -5.5 | - | - | - | - |
| L2232282-05 | SV-5 | 0973 | Flow 4 | 06/16/22 | 390727 | | - | - | - | Pass | 18.0 | 17.1 | 5 |
| L2232282-05 | SV-5 | 483 | 2.7L Can | 06/16/22 | 390727 | L2230328-01 | Pass | -29.0 | -4.5 | - | - | - | - |
| L2232282-06 | IA-3 | 01557 | Flow 3 | 06/16/22 | 390727 | | - | - | - | Pass | 18.0 | 17.9 | 1 |
| L2232282-06 | IA-3 | 2371 | 2.7L Can | 06/16/22 | 390727 | L2230328-01 | Pass | -28.5 | -3.9 | - | - | - | - |
| L2232282-07 | AMBIENT-1 | 02123 | FLOW 2 | 06/16/22 | 390727 | | - | - | - | Pass | 18.0 | 18.0 | 0 |
| L2232282-07 | AMBIENT-1 | 3245 | 2.7L Can | 06/16/22 | 390727 | L2230328-01 | Pass | -28.8 | -2.5 | - | - | - | - |
| L2232282-08 | UNUSED_CAN2828 | 02179 | Flow 3 | 05/11/22 | 387926 | | - | - | - | Pass | 18.0 | 18.0 | 0 |

**Project Name:** PORT CHESTER

**Project Number:** 12166:6A

**Lab Number:** L2232282

**Report Date:** 06/27/22

## Canister and Flow Controller Information

| Samplenum | Client ID | Media ID | Media Type | Date Prepared | Bottle Order | Cleaning Batch ID | Can Leak Check | Initial Pressure (in. Hg) | Pressure on Receipt (in. Hg) | Flow Controler Leak Chk | Flow Out mL/min | Flow In mL/min | % RPD |
|---|---|---|---|---|---|---|---|---|---|---|---|---|---|
| L2232282-08 | UNUSED_CAN2828 | 2828 | 2.7L Can | 05/11/22 | 387926 | L2223212-06 | Pass | -29.3 | -29.3 | - | - | - | - |
| L2232282-09 | UNUSED_CAN2229 | 01388 | Flow 3 | 05/11/22 | 387926 | | - | - | - | Pass | 18.0 | 17.2 | 5 |
| L2232282-09 | UNUSED_CAN2229 | 2229 | 2.7L Can | 05/11/22 | 387926 | L2222895-01 | Pass | -29.3 | -29.5 | - | - | - | - |
| L2232282-10 | UNUSED_CAN371 | 01389 | Flow 3 | 05/11/22 | 387926 | | - | - | - | Pass | 18.0 | 17.8 | 1 |
| L2232282-10 | UNUSED_CAN371 | 371 | 2.7L Can | 05/16/22 | 388016 | L2224407-02 | Pass | -29.5 | -29.5 | - | - | - | - |
| L2232282-11 | UNUSED_CAN3117 | 02176 | Flow 3 | 05/11/22 | 387926 | | - | - | - | Pass | 18.0 | 18.0 | 0 |
| L2232282-11 | UNUSED_CAN3117 | 3117 | 2.7L Can | 05/11/22 | 387926 | L2222895-01 | Pass | -28.6 | -25.1 | - | - | - | - |
| L2232282-12 | UNUSED_CAN173 | 01709 | Flow 3 | 05/16/22 | 388016 | | - | - | - | Pass | 18.0 | 17.3 | 4 |
| L2232282-12 | UNUSED_CAN173 | 173 | 2.7L Can | 05/11/22 | 387926 | L2222895-01 | Pass | -29.4 | -29.5 | - | - | - | - |

**Project Name:** BATCH CANISTER CERTIFICATION
**Project Number:** CANISTER QC BAT

**Lab Number:** L2222895
**Report Date:** 06/27/22

# Air Canister Certification Results

Lab ID: L2222895-01
Client ID: CAN 122 SHELF 2
Sample Location:

Date Collected: 05/02/22 19:00
Date Received: 05/03/22
Field Prep: Not Specified

Sample Depth:
Matrix: Air
Anaytical Method: 48,TO-15
Analytical Date: 05/03/22 19:25
Analyst: TS

| | ppbV | | | ug/m3 | | | | |
|---|---|---|---|---|---|---|---|---|
| **Parameter** | **Results** | **RL** | **MDL** | **Results** | **RL** | **MDL** | **Qualifier** | **Dilution Factor** |
| Volatile Organics in Air - Mansfield Lab | | | | | | | | |
| Chlorodifluoromethane | ND | 0.200 | -- | ND | 0.707 | -- | | 1 |
| Propylene | ND | 0.500 | -- | ND | 0.861 | -- | | 1 |
| Propane | ND | 0.500 | -- | ND | 0.902 | -- | | 1 |
| Dichlorodifluoromethane | ND | 0.200 | -- | ND | 0.989 | -- | | 1 |
| Chloromethane | ND | 0.200 | -- | ND | 0.413 | -- | | 1 |
| Freon-114 | ND | 0.200 | -- | ND | 1.40 | -- | | 1 |
| Methanol | ND | 5.00 | -- | ND | 6.55 | -- | | 1 |
| Vinyl chloride | ND | 0.200 | -- | ND | 0.511 | -- | | 1 |
| 1,3-Butadiene | ND | 0.200 | -- | ND | 0.442 | -- | | 1 |
| Butane | ND | 0.200 | -- | ND | 0.475 | -- | | 1 |
| Bromomethane | ND | 0.200 | -- | ND | 0.777 | -- | | 1 |
| Chloroethane | ND | 0.200 | -- | ND | 0.528 | -- | | 1 |
| Ethanol | ND | 5.00 | -- | ND | 9.42 | -- | | 1 |
| Dichlorofluoromethane | ND | 0.200 | -- | ND | 0.842 | -- | | 1 |
| Vinyl bromide | ND | 0.200 | -- | ND | 0.874 | -- | | 1 |
| Acrolein | ND | 0.500 | -- | ND | 1.15 | -- | | 1 |
| Acetone | ND | 1.00 | -- | ND | 2.38 | -- | | 1 |
| Acetonitrile | ND | 0.200 | -- | ND | 0.336 | -- | | 1 |
| Trichlorofluoromethane | ND | 0.200 | -- | ND | 1.12 | -- | | 1 |
| Isopropanol | ND | 0.500 | -- | ND | 1.23 | -- | | 1 |
| Acrylonitrile | ND | 0.500 | -- | ND | 1.09 | -- | | 1 |
| Pentane | ND | 0.200 | -- | ND | 0.590 | -- | | 1 |
| Ethyl ether | ND | 0.200 | -- | ND | 0.606 | -- | | 1 |
| 1,1-Dichloroethene | ND | 0.200 | -- | ND | 0.793 | -- | | 1 |

**Project Name:** BATCH CANISTER CERTIFICATION
**Project Number:** CANISTER QC BAT

**Lab Number:** L2222895
**Report Date:** 06/27/22

# Air Canister Certification Results

Lab ID: L2222895-01
Client ID: CAN 122 SHELF 2
Sample Location:

Date Collected: 05/02/22 19:00
Date Received: 05/03/22
Field Prep: Not Specified

Sample Depth:

| Parameter | ppbV Results | ppbV RL | ppbV MDL | ug/m3 Results | ug/m3 RL | ug/m3 MDL | Qualifier | Dilution Factor |
|---|---|---|---|---|---|---|---|---|
| Volatile Organics in Air - Mansfield Lab | | | | | | | | |
| Tertiary butyl Alcohol | ND | 0.500 | -- | ND | 1.52 | -- | | 1 |
| Methylene chloride | ND | 0.500 | -- | ND | 1.74 | -- | | 1 |
| 3-Chloropropene | ND | 0.200 | -- | ND | 0.626 | -- | | 1 |
| Carbon disulfide | ND | 0.200 | -- | ND | 0.623 | -- | | 1 |
| Freon-113 | ND | 0.200 | -- | ND | 1.53 | -- | | 1 |
| trans-1,2-Dichloroethene | ND | 0.200 | -- | ND | 0.793 | -- | | 1 |
| 1,1-Dichloroethane | ND | 0.200 | -- | ND | 0.809 | -- | | 1 |
| Methyl tert butyl ether | ND | 0.200 | -- | ND | 0.721 | -- | | 1 |
| Vinyl acetate | ND | 1.00 | -- | ND | 3.52 | -- | | 1 |
| Xylenes, total | ND | 0.600 | -- | ND | 0.869 | -- | | 1 |
| 2-Butanone | ND | 0.500 | -- | ND | 1.47 | -- | | 1 |
| cis-1,2-Dichloroethene | ND | 0.200 | -- | ND | 0.793 | -- | | 1 |
| Ethyl Acetate | ND | 0.500 | -- | ND | 1.80 | -- | | 1 |
| Chloroform | ND | 0.200 | -- | ND | 0.977 | -- | | 1 |
| Tetrahydrofuran | ND | 0.500 | -- | ND | 1.47 | -- | | 1 |
| 2,2-Dichloropropane | ND | 0.200 | -- | ND | 0.924 | -- | | 1 |
| 1,2-Dichloroethane | ND | 0.200 | -- | ND | 0.809 | -- | | 1 |
| n-Hexane | ND | 0.200 | -- | ND | 0.705 | -- | | 1 |
| Diisopropyl ether | ND | 0.200 | -- | ND | 0.836 | -- | | 1 |
| tert-Butyl Ethyl Ether | ND | 0.200 | -- | ND | 0.836 | -- | | 1 |
| 1,2-Dichloroethene (total) | ND | 1.00 | -- | ND | 1.00 | -- | | 1 |
| 1,1,1-Trichloroethane | ND | 0.200 | -- | ND | 1.09 | -- | | 1 |
| 1,1-Dichloropropene | ND | 0.200 | -- | ND | 0.908 | -- | | 1 |
| Benzene | ND | 0.200 | -- | ND | 0.639 | -- | | 1 |
| Carbon tetrachloride | ND | 0.200 | -- | ND | 1.26 | -- | | 1 |
| Cyclohexane | ND | 0.200 | -- | ND | 0.688 | -- | | 1 |
| tert-Amyl Methyl Ether | ND | 0.200 | -- | ND | 0.836 | -- | | 1 |

**Project Name:** BATCH CANISTER CERTIFICATION
**Project Number:** CANISTER QC BAT

**Lab Number:** L2222895
**Report Date:** 06/27/22

# Air Canister Certification Results

Lab ID: L2222895-01
Client ID: CAN 122 SHELF 2
Sample Location:

Date Collected: 05/02/22 19:00
Date Received: 05/03/22
Field Prep: Not Specified

Sample Depth:

| Parameter | ppbV Results | ppbV RL | ppbV MDL | ug/m3 Results | ug/m3 RL | ug/m3 MDL | Qualifier | Dilution Factor |
|---|---|---|---|---|---|---|---|---|
| Volatile Organics in Air - Mansfield Lab | | | | | | | | |
| Dibromomethane | ND | 0.200 | -- | ND | 1.42 | -- | | 1 |
| 1,2-Dichloropropane | ND | 0.200 | -- | ND | 0.924 | -- | | 1 |
| Bromodichloromethane | ND | 0.200 | -- | ND | 1.34 | -- | | 1 |
| 1,4-Dioxane | ND | 0.200 | -- | ND | 0.721 | -- | | 1 |
| Trichloroethene | ND | 0.200 | -- | ND | 1.07 | -- | | 1 |
| 2,2,4-Trimethylpentane | ND | 0.200 | -- | ND | 0.934 | -- | | 1 |
| Methyl Methacrylate | ND | 0.500 | -- | ND | 2.05 | -- | | 1 |
| Heptane | ND | 0.200 | -- | ND | 0.820 | -- | | 1 |
| cis-1,3-Dichloropropene | ND | 0.200 | -- | ND | 0.908 | -- | | 1 |
| 4-Methyl-2-pentanone | ND | 0.500 | -- | ND | 2.05 | -- | | 1 |
| trans-1,3-Dichloropropene | ND | 0.200 | -- | ND | 0.908 | -- | | 1 |
| 1,1,2-Trichloroethane | ND | 0.200 | -- | ND | 1.09 | -- | | 1 |
| Toluene | ND | 0.200 | -- | ND | 0.754 | -- | | 1 |
| 1,3-Dichloropropane | ND | 0.200 | -- | ND | 0.924 | -- | | 1 |
| 2-Hexanone | ND | 0.200 | -- | ND | 0.820 | -- | | 1 |
| Dibromochloromethane | ND | 0.200 | -- | ND | 1.70 | -- | | 1 |
| 1,2-Dibromoethane | ND | 0.200 | -- | ND | 1.54 | -- | | 1 |
| Butyl acetate | ND | 0.500 | -- | ND | 2.38 | -- | | 1 |
| Octane | ND | 0.200 | -- | ND | 0.934 | -- | | 1 |
| Tetrachloroethene | ND | 0.200 | -- | ND | 1.36 | -- | | 1 |
| 1,1,1,2-Tetrachloroethane | ND | 0.200 | -- | ND | 1.37 | -- | | 1 |
| Chlorobenzene | ND | 0.200 | -- | ND | 0.921 | -- | | 1 |
| Ethylbenzene | ND | 0.200 | -- | ND | 0.869 | -- | | 1 |
| p/m-Xylene | ND | 0.400 | -- | ND | 1.74 | -- | | 1 |
| Bromoform | ND | 0.200 | -- | ND | 2.07 | -- | | 1 |
| Styrene | ND | 0.200 | -- | ND | 0.852 | -- | | 1 |
| 1,1,2,2-Tetrachloroethane | ND | 0.200 | -- | ND | 1.37 | -- | | 1 |

**Project Name:** BATCH CANISTER CERTIFICATION
**Project Number:** CANISTER QC BAT

**Lab Number:** L2222895
**Report Date:** 06/27/22

# Air Canister Certification Results

Lab ID: L2222895-01
Client ID: CAN 122 SHELF 2
Sample Location:

Date Collected: 05/02/22 19:00
Date Received: 05/03/22
Field Prep: Not Specified

Sample Depth:

| Parameter | ppbV Results | ppbV RL | ppbV MDL | ug/m3 Results | ug/m3 RL | ug/m3 MDL | Qualifier | Dilution Factor |
|---|---|---|---|---|---|---|---|---|
| Volatile Organics in Air - Mansfield Lab | | | | | | | | |
| o-Xylene | ND | 0.200 | -- | ND | 0.869 | -- | | 1 |
| 1,2,3-Trichloropropane | ND | 0.200 | -- | ND | 1.21 | -- | | 1 |
| Nonane | ND | 0.200 | -- | ND | 1.05 | -- | | 1 |
| Isopropylbenzene | ND | 0.200 | -- | ND | 0.983 | -- | | 1 |
| Bromobenzene | ND | 0.200 | -- | ND | 0.793 | -- | | 1 |
| 2-Chlorotoluene | ND | 0.200 | -- | ND | 1.04 | -- | | 1 |
| n-Propylbenzene | ND | 0.200 | -- | ND | 0.983 | -- | | 1 |
| 4-Chlorotoluene | ND | 0.200 | -- | ND | 1.04 | -- | | 1 |
| 4-Ethyltoluene | ND | 0.200 | -- | ND | 0.983 | -- | | 1 |
| 1,3,5-Trimethylbenzene | ND | 0.200 | -- | ND | 0.983 | -- | | 1 |
| tert-Butylbenzene | ND | 0.200 | -- | ND | 1.10 | -- | | 1 |
| 1,2,4-Trimethylbenzene | ND | 0.200 | -- | ND | 0.983 | -- | | 1 |
| Decane | ND | 0.200 | -- | ND | 1.16 | -- | | 1 |
| Benzyl chloride | ND | 0.200 | -- | ND | 1.04 | -- | | 1 |
| 1,3-Dichlorobenzene | ND | 0.200 | -- | ND | 1.20 | -- | | 1 |
| 1,4-Dichlorobenzene | ND | 0.200 | -- | ND | 1.20 | -- | | 1 |
| sec-Butylbenzene | ND | 0.200 | -- | ND | 1.10 | -- | | 1 |
| p-Isopropyltoluene | ND | 0.200 | -- | ND | 1.10 | -- | | 1 |
| 1,2-Dichlorobenzene | ND | 0.200 | -- | ND | 1.20 | -- | | 1 |
| n-Butylbenzene | ND | 0.200 | -- | ND | 1.10 | -- | | 1 |
| 1,2-Dibromo-3-chloropropane | ND | 0.200 | -- | ND | 1.93 | -- | | 1 |
| Undecane | ND | 0.200 | -- | ND | 1.28 | -- | | 1 |
| Dodecane | ND | 0.200 | -- | ND | 1.39 | -- | | 1 |
| 1,2,4-Trichlorobenzene | ND | 0.200 | -- | ND | 1.48 | -- | | 1 |
| Naphthalene | ND | 0.200 | -- | ND | 1.05 | -- | | 1 |
| 1,2,3-Trichlorobenzene | ND | 0.200 | -- | ND | 1.48 | -- | | 1 |
| Hexachlorobutadiene | ND | 0.200 | -- | ND | 2.13 | -- | | 1 |

**Project Name:** BATCH CANISTER CERTIFICATION
**Project Number:** CANISTER QC BAT

**Lab Number:** L2222895
**Report Date:** 06/27/22

# Air Canister Certification Results

Lab ID: L2222895-01
Client ID: CAN 122 SHELF 2
Sample Location:

Date Collected: 05/02/22 19:00
Date Received: 05/03/22
Field Prep: Not Specified

Sample Depth:

| Parameter | ppbV Results | ppbV RL | ppbV MDL | ug/m3 Results | ug/m3 RL | ug/m3 MDL | Qualifier | Dilution Factor |
|---|---|---|---|---|---|---|---|---|
| Volatile Organics in Air - Mansfield Lab | | | | | | | | |

| | Results | Qualifier | Units | RDL | Dilution Factor |
|---|---|---|---|---|---|
| Tentatively Identified Compounds | | | | | |

No Tentatively Identified Compounds

| Internal Standard | % Recovery | Qualifier | Acceptance Criteria |
|---|---|---|---|
| 1,4-Difluorobenzene | 95 | | 60-140 |
| Bromochloromethane | 97 | | 60-140 |
| chlorobenzene-d5 | 92 | | 60-140 |

**Project Name:** BATCH CANISTER CERTIFICATION
**Project Number:** CANISTER QC BAT

**Lab Number:** L2222895
**Report Date:** 06/27/22

# Air Canister Certification Results

Lab ID: L2222895-01
Client ID: CAN 122 SHELF 2
Sample Location:

Date Collected: 05/02/22 19:00
Date Received: 05/03/22
Field Prep: Not Specified

Sample Depth:
Matrix: Air
Anaytical Method: 48,TO-15-SIM
Analytical Date: 05/03/22 19:25
Analyst: TS

| | ppbV | | | ug/m3 | | | | |
|---|---|---|---|---|---|---|---|---|
| **Parameter** | **Results** | **RL** | **MDL** | **Results** | **RL** | **MDL** | **Qualifier** | **Dilution Factor** |
| Volatile Organics in Air by SIM - Mansfield Lab | | | | | | | | |
| Dichlorodifluoromethane | ND | 0.200 | -- | ND | 0.989 | -- | | 1 |
| Chloromethane | ND | 0.200 | -- | ND | 0.413 | -- | | 1 |
| Freon-114 | ND | 0.050 | -- | ND | 0.349 | -- | | 1 |
| Vinyl chloride | ND | 0.020 | -- | ND | 0.051 | -- | | 1 |
| 1,3-Butadiene | ND | 0.020 | -- | ND | 0.044 | -- | | 1 |
| Bromomethane | ND | 0.020 | -- | ND | 0.078 | -- | | 1 |
| Chloroethane | ND | 0.100 | -- | ND | 0.264 | -- | | 1 |
| Acrolein | ND | 0.050 | -- | ND | 0.115 | -- | | 1 |
| Acetone | ND | 1.00 | -- | ND | 2.38 | -- | | 1 |
| Trichlorofluoromethane | ND | 0.050 | -- | ND | 0.281 | -- | | 1 |
| Acrylonitrile | ND | 0.500 | -- | ND | 1.09 | -- | | 1 |
| 1,1-Dichloroethene | ND | 0.020 | -- | ND | 0.079 | -- | | 1 |
| Methylene chloride | ND | 0.500 | -- | ND | 1.74 | -- | | 1 |
| Freon-113 | ND | 0.050 | -- | ND | 0.383 | -- | | 1 |
| trans-1,2-Dichloroethene | ND | 0.020 | -- | ND | 0.079 | -- | | 1 |
| 1,1-Dichloroethane | ND | 0.020 | -- | ND | 0.081 | -- | | 1 |
| Methyl tert butyl ether | ND | 0.200 | -- | ND | 0.721 | -- | | 1 |
| 2-Butanone | ND | 0.500 | -- | ND | 1.47 | -- | | 1 |
| cis-1,2-Dichloroethene | ND | 0.020 | -- | ND | 0.079 | -- | | 1 |
| Chloroform | ND | 0.020 | -- | ND | 0.098 | -- | | 1 |
| 1,2-Dichloroethane | ND | 0.020 | -- | ND | 0.081 | -- | | 1 |
| 1,1,1-Trichloroethane | ND | 0.020 | -- | ND | 0.109 | -- | | 1 |
| Benzene | ND | 0.100 | -- | ND | 0.319 | -- | | 1 |
| Carbon tetrachloride | ND | 0.020 | -- | ND | 0.126 | -- | | 1 |

**Project Name:** BATCH CANISTER CERTIFICATION
**Project Number:** CANISTER QC BAT

**Lab Number:** L2222895
**Report Date:** 06/27/22

# Air Canister Certification Results

Lab ID: L2222895-01
Client ID: CAN 122 SHELF 2
Sample Location:

Date Collected: 05/02/22 19:00
Date Received: 05/03/22
Field Prep: Not Specified

Sample Depth:

| Parameter | ppbV Results | ppbV RL | ppbV MDL | ug/m3 Results | ug/m3 RL | ug/m3 MDL | Qualifier | Dilution Factor |
|---|---|---|---|---|---|---|---|---|
| Volatile Organics in Air by SIM - Mansfield Lab | | | | | | | | |
| 1,2-Dichloropropane | ND | 0.020 | -- | ND | 0.092 | -- | | 1 |
| Bromodichloromethane | ND | 0.020 | -- | ND | 0.134 | -- | | 1 |
| 1,4-Dioxane | ND | 0.100 | -- | ND | 0.360 | -- | | 1 |
| Trichloroethene | ND | 0.020 | -- | ND | 0.107 | -- | | 1 |
| cis-1,3-Dichloropropene | ND | 0.020 | -- | ND | 0.091 | -- | | 1 |
| 4-Methyl-2-pentanone | ND | 0.500 | -- | ND | 2.05 | -- | | 1 |
| trans-1,3-Dichloropropene | ND | 0.020 | -- | ND | 0.091 | -- | | 1 |
| 1,1,2-Trichloroethane | ND | 0.020 | -- | ND | 0.109 | -- | | 1 |
| Toluene | ND | 0.100 | -- | ND | 0.377 | -- | | 1 |
| Dibromochloromethane | ND | 0.020 | -- | ND | 0.170 | -- | | 1 |
| 1,2-Dibromoethane | ND | 0.020 | -- | ND | 0.154 | -- | | 1 |
| Tetrachloroethene | ND | 0.020 | -- | ND | 0.136 | -- | | 1 |
| 1,1,1,2-Tetrachloroethane | ND | 0.020 | -- | ND | 0.137 | -- | | 1 |
| Chlorobenzene | ND | 0.100 | -- | ND | 0.461 | -- | | 1 |
| Ethylbenzene | ND | 0.020 | -- | ND | 0.087 | -- | | 1 |
| p/m-Xylene | ND | 0.040 | -- | ND | 0.174 | -- | | 1 |
| Bromoform | ND | 0.020 | -- | ND | 0.207 | -- | | 1 |
| Styrene | ND | 0.020 | -- | ND | 0.085 | -- | | 1 |
| 1,1,2,2-Tetrachloroethane | ND | 0.020 | -- | ND | 0.137 | -- | | 1 |
| o-Xylene | ND | 0.020 | -- | ND | 0.087 | -- | | 1 |
| Isopropylbenzene | ND | 0.200 | -- | ND | 0.983 | -- | | 1 |
| 4-Ethyltoluene | ND | 0.020 | -- | ND | 0.098 | -- | | 1 |
| 1,3,5-Trimethybenzene | ND | 0.020 | -- | ND | 0.098 | -- | | 1 |
| 1,2,4-Trimethylbenzene | ND | 0.020 | -- | ND | 0.098 | -- | | 1 |
| Benzyl chloride | ND | 0.100 | -- | ND | 0.518 | -- | | 1 |
| 1,3-Dichlorobenzene | ND | 0.020 | -- | ND | 0.120 | -- | | 1 |
| 1,4-Dichlorobenzene | ND | 0.020 | -- | ND | 0.120 | -- | | 1 |

**Project Name:** BATCH CANISTER CERTIFICATION
**Project Number:** CANISTER QC BAT

**Lab Number:** L2222895
**Report Date:** 06/27/22

# Air Canister Certification Results

Lab ID: L2222895-01
Client ID: CAN 122 SHELF 2
Sample Location:

Date Collected: 05/02/22 19:00
Date Received: 05/03/22
Field Prep: Not Specified

Sample Depth:

| Parameter | ppbV Results | ppbV RL | ppbV MDL | ug/m3 Results | ug/m3 RL | ug/m3 MDL | Qualifier | Dilution Factor |
|---|---|---|---|---|---|---|---|---|
| Volatile Organics in Air by SIM - Mansfield Lab | | | | | | | | |
| sec-Butylbenzene | ND | 0.200 | -- | ND | 1.10 | -- | | 1 |
| p-Isopropyltoluene | ND | 0.200 | -- | ND | 1.10 | -- | | 1 |
| 1,2-Dichlorobenzene | ND | 0.020 | -- | ND | 0.120 | -- | | 1 |
| n-Butylbenzene | ND | 0.200 | -- | ND | 1.10 | -- | | 1 |
| 1,2,4-Trichlorobenzene | ND | 0.050 | -- | ND | 0.371 | -- | | 1 |
| Naphthalene | ND | 0.050 | -- | ND | 0.262 | -- | | 1 |
| 1,2,3-Trichlorobenzene | ND | 0.050 | -- | ND | 0.371 | -- | | 1 |
| Hexachlorobutadiene | ND | 0.050 | -- | ND | 0.533 | -- | | 1 |

| Internal Standard | % Recovery | Qualifier | Acceptance Criteria |
|---|---|---|---|
| 1,4-difluorobenzene | 94 | | 60-140 |
| bromochloromethane | 97 | | 60-140 |
| chlorobenzene-d5 | 92 | | 60-140 |

**Project Name:** BATCH CANISTER CERTIFICATION
**Project Number:** CANISTER QC BAT

**Lab Number:** L2223212
**Report Date:** 06/27/22

# Air Canister Certification Results

Lab ID: L2223212-06
Client ID: CAN 199 SHELF 8
Sample Location:

Date Collected: 05/04/22 08:00
Date Received: 05/04/22
Field Prep: Not Specified

Sample Depth:
Matrix: Air
Anaytical Method: 48,TO-15
Analytical Date: 05/04/22 22:16
Analyst: RY

| | ppbV | | | ug/m3 | | | | |
|---|---|---|---|---|---|---|---|---|
| **Parameter** | **Results** | **RL** | **MDL** | **Results** | **RL** | **MDL** | **Qualifier** | **Dilution Factor** |
| Volatile Organics in Air - Mansfield Lab | | | | | | | | |
| Chlorodifluoromethane | ND | 0.200 | -- | ND | 0.707 | -- | | 1 |
| Propylene | ND | 0.500 | -- | ND | 0.861 | -- | | 1 |
| Propane | ND | 0.500 | -- | ND | 0.902 | -- | | 1 |
| Dichlorodifluoromethane | ND | 0.200 | -- | ND | 0.989 | -- | | 1 |
| Chloromethane | ND | 0.200 | -- | ND | 0.413 | -- | | 1 |
| Freon-114 | ND | 0.200 | -- | ND | 1.40 | -- | | 1 |
| Methanol | ND | 5.00 | -- | ND | 6.55 | -- | | 1 |
| Vinyl chloride | ND | 0.200 | -- | ND | 0.511 | -- | | 1 |
| 1,3-Butadiene | ND | 0.200 | -- | ND | 0.442 | -- | | 1 |
| Butane | ND | 0.200 | -- | ND | 0.475 | -- | | 1 |
| Bromomethane | ND | 0.200 | -- | ND | 0.777 | -- | | 1 |
| Chloroethane | ND | 0.200 | -- | ND | 0.528 | -- | | 1 |
| Ethanol | ND | 5.00 | -- | ND | 9.42 | -- | | 1 |
| Dichlorofluoromethane | ND | 0.200 | -- | ND | 0.842 | -- | | 1 |
| Vinyl bromide | ND | 0.200 | -- | ND | 0.874 | -- | | 1 |
| Acrolein | ND | 0.500 | -- | ND | 1.15 | -- | | 1 |
| Acetone | ND | 1.00 | -- | ND | 2.38 | -- | | 1 |
| Acetonitrile | ND | 0.200 | -- | ND | 0.336 | -- | | 1 |
| Trichlorofluoromethane | ND | 0.200 | -- | ND | 1.12 | -- | | 1 |
| Isopropanol | ND | 0.500 | -- | ND | 1.23 | -- | | 1 |
| Acrylonitrile | ND | 0.500 | -- | ND | 1.09 | -- | | 1 |
| Pentane | ND | 0.200 | -- | ND | 0.590 | -- | | 1 |
| Ethyl ether | ND | 0.200 | -- | ND | 0.606 | -- | | 1 |
| 1,1-Dichloroethene | ND | 0.200 | -- | ND | 0.793 | -- | | 1 |

**Project Name:** BATCH CANISTER CERTIFICATION
**Project Number:** CANISTER QC BAT

**Lab Number:** L2223212
**Report Date:** 06/27/22

# Air Canister Certification Results

Lab ID: L2223212-06
Client ID: CAN 199 SHELF 8
Sample Location:

Date Collected: 05/04/22 08:00
Date Received: 05/04/22
Field Prep: Not Specified

Sample Depth:

| Parameter | ppbV Results | ppbV RL | ppbV MDL | ug/m3 Results | ug/m3 RL | ug/m3 MDL | Qualifier | Dilution Factor |
|---|---|---|---|---|---|---|---|---|
| Volatile Organics in Air - Mansfield Lab | | | | | | | | |
| Tertiary butyl Alcohol | ND | 0.500 | -- | ND | 1.52 | -- | | 1 |
| Methylene chloride | ND | 0.500 | -- | ND | 1.74 | -- | | 1 |
| 3-Chloropropene | ND | 0.200 | -- | ND | 0.626 | -- | | 1 |
| Carbon disulfide | ND | 0.200 | -- | ND | 0.623 | -- | | 1 |
| Freon-113 | ND | 0.200 | -- | ND | 1.53 | -- | | 1 |
| trans-1,2-Dichloroethene | ND | 0.200 | -- | ND | 0.793 | -- | | 1 |
| 1,1-Dichloroethane | ND | 0.200 | -- | ND | 0.809 | -- | | 1 |
| Methyl tert butyl ether | ND | 0.200 | -- | ND | 0.721 | -- | | 1 |
| Vinyl acetate | ND | 1.00 | -- | ND | 3.52 | -- | | 1 |
| 2-Butanone | ND | 0.500 | -- | ND | 1.47 | -- | | 1 |
| Xylenes, total | ND | 0.600 | -- | ND | 0.869 | -- | | 1 |
| cis-1,2-Dichloroethene | ND | 0.200 | -- | ND | 0.793 | -- | | 1 |
| Ethyl Acetate | ND | 0.500 | -- | ND | 1.80 | -- | | 1 |
| Chloroform | ND | 0.200 | -- | ND | 0.977 | -- | | 1 |
| Tetrahydrofuran | ND | 0.500 | -- | ND | 1.47 | -- | | 1 |
| 2,2-Dichloropropane | ND | 0.200 | -- | ND | 0.924 | -- | | 1 |
| 1,2-Dichloroethane | ND | 0.200 | -- | ND | 0.809 | -- | | 1 |
| n-Hexane | ND | 0.200 | -- | ND | 0.705 | -- | | 1 |
| Diisopropyl ether | ND | 0.200 | -- | ND | 0.836 | -- | | 1 |
| tert-Butyl Ethyl Ether | ND | 0.200 | -- | ND | 0.836 | -- | | 1 |
| 1,2-Dichloroethene (total) | ND | 1.00 | -- | ND | 1.00 | -- | | 1 |
| 1,1,1-Trichloroethane | ND | 0.200 | -- | ND | 1.09 | -- | | 1 |
| 1,1-Dichloropropene | ND | 0.200 | -- | ND | 0.908 | -- | | 1 |
| Benzene | ND | 0.200 | -- | ND | 0.639 | -- | | 1 |
| Carbon tetrachloride | ND | 0.200 | -- | ND | 1.26 | -- | | 1 |
| Cyclohexane | ND | 0.200 | -- | ND | 0.688 | -- | | 1 |
| tert-Amyl Methyl Ether | ND | 0.200 | -- | ND | 0.836 | -- | | 1 |

**Project Name:** BATCH CANISTER CERTIFICATION
**Project Number:** CANISTER QC BAT

**Lab Number:** L2223212
**Report Date:** 06/27/22

# Air Canister Certification Results

Lab ID: L2223212-06
Client ID: CAN 199 SHELF 8
Sample Location:

Date Collected: 05/04/22 08:00
Date Received: 05/04/22
Field Prep: Not Specified

Sample Depth:

| Parameter | ppbV Results | ppbV RL | ppbV MDL | ug/m3 Results | ug/m3 RL | ug/m3 MDL | Qualifier | Dilution Factor |
|---|---|---|---|---|---|---|---|---|
| Volatile Organics in Air - Mansfield Lab | | | | | | | | |
| Dibromomethane | ND | 0.200 | -- | ND | 1.42 | -- | | 1 |
| 1,2-Dichloropropane | ND | 0.200 | -- | ND | 0.924 | -- | | 1 |
| Bromodichloromethane | ND | 0.200 | -- | ND | 1.34 | -- | | 1 |
| 1,4-Dioxane | ND | 0.200 | -- | ND | 0.721 | -- | | 1 |
| Trichloroethene | ND | 0.200 | -- | ND | 1.07 | -- | | 1 |
| 2,2,4-Trimethylpentane | ND | 0.200 | -- | ND | 0.934 | -- | | 1 |
| Methyl Methacrylate | ND | 0.500 | -- | ND | 2.05 | -- | | 1 |
| Heptane | ND | 0.200 | -- | ND | 0.820 | -- | | 1 |
| cis-1,3-Dichloropropene | ND | 0.200 | -- | ND | 0.908 | -- | | 1 |
| 4-Methyl-2-pentanone | ND | 0.500 | -- | ND | 2.05 | -- | | 1 |
| trans-1,3-Dichloropropene | ND | 0.200 | -- | ND | 0.908 | -- | | 1 |
| 1,1,2-Trichloroethane | ND | 0.200 | -- | ND | 1.09 | -- | | 1 |
| Toluene | ND | 0.200 | -- | ND | 0.754 | -- | | 1 |
| 1,3-Dichloropropane | ND | 0.200 | -- | ND | 0.924 | -- | | 1 |
| 2-Hexanone | ND | 0.200 | -- | ND | 0.820 | -- | | 1 |
| Dibromochloromethane | ND | 0.200 | -- | ND | 1.70 | -- | | 1 |
| 1,2-Dibromoethane | ND | 0.200 | -- | ND | 1.54 | -- | | 1 |
| Butyl acetate | ND | 0.500 | -- | ND | 2.38 | -- | | 1 |
| Octane | ND | 0.200 | -- | ND | 0.934 | -- | | 1 |
| Tetrachloroethene | ND | 0.200 | -- | ND | 1.36 | -- | | 1 |
| 1,1,1,2-Tetrachloroethane | ND | 0.200 | -- | ND | 1.37 | -- | | 1 |
| Chlorobenzene | ND | 0.200 | -- | ND | 0.921 | -- | | 1 |
| Ethylbenzene | ND | 0.200 | -- | ND | 0.869 | -- | | 1 |
| p/m-Xylene | ND | 0.400 | -- | ND | 1.74 | -- | | 1 |
| Bromoform | ND | 0.200 | -- | ND | 2.07 | -- | | 1 |
| Styrene | ND | 0.200 | -- | ND | 0.852 | -- | | 1 |
| 1,1,2,2-Tetrachloroethane | ND | 0.200 | -- | ND | 1.37 | -- | | 1 |

**Project Name:** BATCH CANISTER CERTIFICATION
**Project Number:** CANISTER QC BAT

**Lab Number:** L2223212
**Report Date:** 06/27/22

# Air Canister Certification Results

Lab ID: L2223212-06
Client ID: CAN 199 SHELF 8
Sample Location:

Date Collected: 05/04/22 08:00
Date Received: 05/04/22
Field Prep: Not Specified

Sample Depth:

| Parameter | ppbV Results | ppbV RL | ppbV MDL | ug/m3 Results | ug/m3 RL | ug/m3 MDL | Qualifier | Dilution Factor |
|---|---|---|---|---|---|---|---|---|
| Volatile Organics in Air - Mansfield Lab | | | | | | | | |
| o-Xylene | ND | 0.200 | -- | ND | 0.869 | -- | | 1 |
| 1,2,3-Trichloropropane | ND | 0.200 | -- | ND | 1.21 | -- | | 1 |
| Nonane | ND | 0.200 | -- | ND | 1.05 | -- | | 1 |
| Isopropylbenzene | ND | 0.200 | -- | ND | 0.983 | -- | | 1 |
| Bromobenzene | ND | 0.200 | -- | ND | 0.793 | -- | | 1 |
| 2-Chlorotoluene | ND | 0.200 | -- | ND | 1.04 | -- | | 1 |
| n-Propylbenzene | ND | 0.200 | -- | ND | 0.983 | -- | | 1 |
| 4-Chlorotoluene | ND | 0.200 | -- | ND | 1.04 | -- | | 1 |
| 4-Ethyltoluene | ND | 0.200 | -- | ND | 0.983 | -- | | 1 |
| 1,3,5-Trimethylbenzene | ND | 0.200 | -- | ND | 0.983 | -- | | 1 |
| tert-Butylbenzene | ND | 0.200 | -- | ND | 1.10 | -- | | 1 |
| 1,2,4-Trimethylbenzene | ND | 0.200 | -- | ND | 0.983 | -- | | 1 |
| Decane | ND | 0.200 | -- | ND | 1.16 | -- | | 1 |
| Benzyl chloride | ND | 0.200 | -- | ND | 1.04 | -- | | 1 |
| 1,3-Dichlorobenzene | ND | 0.200 | -- | ND | 1.20 | -- | | 1 |
| 1,4-Dichlorobenzene | ND | 0.200 | -- | ND | 1.20 | -- | | 1 |
| sec-Butylbenzene | ND | 0.200 | -- | ND | 1.10 | -- | | 1 |
| p-Isopropyltoluene | ND | 0.200 | -- | ND | 1.10 | -- | | 1 |
| 1,2-Dichlorobenzene | ND | 0.200 | -- | ND | 1.20 | -- | | 1 |
| n-Butylbenzene | ND | 0.200 | -- | ND | 1.10 | -- | | 1 |
| 1,2-Dibromo-3-chloropropane | ND | 0.200 | -- | ND | 1.93 | -- | | 1 |
| Undecane | ND | 0.200 | -- | ND | 1.28 | -- | | 1 |
| Dodecane | ND | 0.200 | -- | ND | 1.39 | -- | | 1 |
| 1,2,4-Trichlorobenzene | ND | 0.200 | -- | ND | 1.48 | -- | | 1 |
| Naphthalene | ND | 0.200 | -- | ND | 1.05 | -- | | 1 |
| 1,2,3-Trichlorobenzene | ND | 0.200 | -- | ND | 1.48 | -- | | 1 |
| Hexachlorobutadiene | ND | 0.200 | -- | ND | 2.13 | -- | | 1 |

**Project Name:** BATCH CANISTER CERTIFICATION
**Project Number:** CANISTER QC BAT

**Lab Number:** L2223212
**Report Date:** 06/27/22

# Air Canister Certification Results

Lab ID: L2223212-06
Client ID: CAN 199 SHELF 8
Sample Location:

Date Collected: 05/04/22 08:00
Date Received: 05/04/22
Field Prep: Not Specified

Sample Depth:

| Parameter | ppbV Results | ppbV RL | ppbV MDL | ug/m3 Results | ug/m3 RL | ug/m3 MDL | Qualifier | Dilution Factor |
|---|---|---|---|---|---|---|---|---|
| Volatile Organics in Air - Mansfield Lab | | | | | | | | |

| | Results | Qualifier | Units | RDL | Dilution Factor |
|---|---|---|---|---|---|
| Tentatively Identified Compounds | | | | | |

No Tentatively Identified Compounds

| Internal Standard | % Recovery | Qualifier | Acceptance Criteria |
|---|---|---|---|
| 1,4-Difluorobenzene | 91 | | 60-140 |
| Bromochloromethane | 94 | | 60-140 |
| chlorobenzene-d5 | 88 | | 60-140 |

**Project Name:** BATCH CANISTER CERTIFICATION
**Project Number:** CANISTER QC BAT

**Lab Number:** L2223212
**Report Date:** 06/27/22

# Air Canister Certification Results

Lab ID: L2223212-06
Client ID: CAN 199 SHELF 8
Sample Location:

Date Collected: 05/04/22 08:00
Date Received: 05/04/22
Field Prep: Not Specified

Sample Depth:
Matrix: Air
Anaytical Method: 48,TO-15-SIM
Analytical Date: 05/04/22 22:16
Analyst: RY

| | ppbV | | | ug/m3 | | | | |
|---|---|---|---|---|---|---|---|---|
| **Parameter** | **Results** | **RL** | **MDL** | **Results** | **RL** | **MDL** | **Qualifier** | **Dilution Factor** |
| Volatile Organics in Air by SIM - Mansfield Lab | | | | | | | | |
| Dichlorodifluoromethane | ND | 0.200 | -- | ND | 0.989 | -- | | 1 |
| Chloromethane | ND | 0.200 | -- | ND | 0.413 | -- | | 1 |
| Freon-114 | ND | 0.050 | -- | ND | 0.349 | -- | | 1 |
| Vinyl chloride | ND | 0.020 | -- | ND | 0.051 | -- | | 1 |
| 1,3-Butadiene | ND | 0.020 | -- | ND | 0.044 | -- | | 1 |
| Bromomethane | ND | 0.020 | -- | ND | 0.078 | -- | | 1 |
| Chloroethane | ND | 0.100 | -- | ND | 0.264 | -- | | 1 |
| Acrolein | ND | 0.050 | -- | ND | 0.115 | -- | | 1 |
| Acetone | ND | 1.00 | -- | ND | 2.38 | -- | | 1 |
| Trichlorofluoromethane | ND | 0.050 | -- | ND | 0.281 | -- | | 1 |
| Acrylonitrile | ND | 0.500 | -- | ND | 1.09 | -- | | 1 |
| 1,1-Dichloroethene | ND | 0.020 | -- | ND | 0.079 | -- | | 1 |
| Methylene chloride | ND | 0.500 | -- | ND | 1.74 | -- | | 1 |
| Freon-113 | ND | 0.050 | -- | ND | 0.383 | -- | | 1 |
| trans-1,2-Dichloroethene | ND | 0.020 | -- | ND | 0.079 | -- | | 1 |
| 1,1-Dichloroethane | ND | 0.020 | -- | ND | 0.081 | -- | | 1 |
| Methyl tert butyl ether | ND | 0.200 | -- | ND | 0.721 | -- | | 1 |
| 2-Butanone | ND | 0.500 | -- | ND | 1.47 | -- | | 1 |
| cis-1,2-Dichloroethene | ND | 0.020 | -- | ND | 0.079 | -- | | 1 |
| Chloroform | ND | 0.020 | -- | ND | 0.098 | -- | | 1 |
| 1,2-Dichloroethane | ND | 0.020 | -- | ND | 0.081 | -- | | 1 |
| 1,1,1-Trichloroethane | ND | 0.020 | -- | ND | 0.109 | -- | | 1 |
| Benzene | ND | 0.100 | -- | ND | 0.319 | -- | | 1 |
| Carbon tetrachloride | ND | 0.020 | -- | ND | 0.126 | -- | | 1 |

**Project Name:** BATCH CANISTER CERTIFICATION
**Project Number:** CANISTER QC BAT

**Lab Number:** L2223212
**Report Date:** 06/27/22

# Air Canister Certification Results

Lab ID: L2223212-06
Client ID: CAN 199 SHELF 8
Sample Location:

Date Collected: 05/04/22 08:00
Date Received: 05/04/22
Field Prep: Not Specified

Sample Depth:

| Parameter | ppbV Results | ppbV RL | ppbV MDL | ug/m3 Results | ug/m3 RL | ug/m3 MDL | Qualifier | Dilution Factor |
|---|---|---|---|---|---|---|---|---|
| Volatile Organics in Air by SIM - Mansfield Lab | | | | | | | | |
| 1,2-Dichloropropane | ND | 0.020 | -- | ND | 0.092 | -- | | 1 |
| Bromodichloromethane | ND | 0.020 | -- | ND | 0.134 | -- | | 1 |
| 1,4-Dioxane | ND | 0.100 | -- | ND | 0.360 | -- | | 1 |
| Trichloroethene | ND | 0.020 | -- | ND | 0.107 | -- | | 1 |
| cis-1,3-Dichloropropene | ND | 0.020 | -- | ND | 0.091 | -- | | 1 |
| 4-Methyl-2-pentanone | ND | 0.500 | -- | ND | 2.05 | -- | | 1 |
| trans-1,3-Dichloropropene | ND | 0.020 | -- | ND | 0.091 | -- | | 1 |
| 1,1,2-Trichloroethane | ND | 0.020 | -- | ND | 0.109 | -- | | 1 |
| Toluene | ND | 0.100 | -- | ND | 0.377 | -- | | 1 |
| Dibromochloromethane | ND | 0.020 | -- | ND | 0.170 | -- | | 1 |
| 1,2-Dibromoethane | ND | 0.020 | -- | ND | 0.154 | -- | | 1 |
| Tetrachloroethene | ND | 0.020 | -- | ND | 0.136 | -- | | 1 |
| 1,1,1,2-Tetrachloroethane | ND | 0.020 | -- | ND | 0.137 | -- | | 1 |
| Chlorobenzene | ND | 0.100 | -- | ND | 0.461 | -- | | 1 |
| Ethylbenzene | ND | 0.020 | -- | ND | 0.087 | -- | | 1 |
| p/m-Xylene | ND | 0.040 | -- | ND | 0.174 | -- | | 1 |
| Bromoform | ND | 0.020 | -- | ND | 0.207 | -- | | 1 |
| Styrene | ND | 0.020 | -- | ND | 0.085 | -- | | 1 |
| 1,1,2,2-Tetrachloroethane | ND | 0.020 | -- | ND | 0.137 | -- | | 1 |
| o-Xylene | ND | 0.020 | -- | ND | 0.087 | -- | | 1 |
| Isopropylbenzene | ND | 0.200 | -- | ND | 0.983 | -- | | 1 |
| 4-Ethyltoluene | ND | 0.020 | -- | ND | 0.098 | -- | | 1 |
| 1,3,5-Trimethybenzene | ND | 0.020 | -- | ND | 0.098 | -- | | 1 |
| 1,2,4-Trimethylbenzene | ND | 0.020 | -- | ND | 0.098 | -- | | 1 |
| Benzyl chloride | ND | 0.100 | -- | ND | 0.518 | -- | | 1 |
| 1,3-Dichlorobenzene | ND | 0.020 | -- | ND | 0.120 | -- | | 1 |
| 1,4-Dichlorobenzene | ND | 0.020 | -- | ND | 0.120 | -- | | 1 |

**Project Name:** BATCH CANISTER CERTIFICATION
**Project Number:** CANISTER QC BAT

**Lab Number:** L2223212
**Report Date:** 06/27/22

# Air Canister Certification Results

Lab ID: L2223212-06
Client ID: CAN 199 SHELF 8
Sample Location:

Date Collected: 05/04/22 08:00
Date Received: 05/04/22
Field Prep: Not Specified

Sample Depth:

| Parameter | ppbV Results | ppbV RL | ppbV MDL | ug/m3 Results | ug/m3 RL | ug/m3 MDL | Qualifier | Dilution Factor |
|---|---|---|---|---|---|---|---|---|
| Volatile Organics in Air by SIM - Mansfield Lab | | | | | | | | |
| sec-Butylbenzene | ND | 0.200 | -- | ND | 1.10 | -- | | 1 |
| p-Isopropyltoluene | ND | 0.200 | -- | ND | 1.10 | -- | | 1 |
| 1,2-Dichlorobenzene | ND | 0.020 | -- | ND | 0.120 | -- | | 1 |
| n-Butylbenzene | ND | 0.200 | -- | ND | 1.10 | -- | | 1 |
| 1,2,4-Trichlorobenzene | ND | 0.050 | -- | ND | 0.371 | -- | | 1 |
| Naphthalene | ND | 0.050 | -- | ND | 0.262 | -- | | 1 |
| 1,2,3-Trichlorobenzene | ND | 0.050 | -- | ND | 0.371 | -- | | 1 |
| Hexachlorobutadiene | ND | 0.050 | -- | ND | 0.533 | -- | | 1 |

| Internal Standard | % Recovery | Qualifier | Acceptance Criteria |
|---|---|---|---|
| 1,4-difluorobenzene | 92 | | 60-140 |
| bromochloromethane | 95 | | 60-140 |
| chlorobenzene-d5 | 88 | | 60-140 |

**Project Name:** BATCH CANISTER CERTIFICATION
**Project Number:** CANISTER QC BAT

**Lab Number:** L2224407
**Report Date:** 06/27/22

# Air Canister Certification Results

Lab ID: L2224407-02
Client ID: CAN 474 SHELF 15
Sample Location:

Date Collected: 05/09/22 18:00
Date Received: 05/10/22
Field Prep: Not Specified

Sample Depth:
Matrix: Air
Anaytical Method: 48,TO-15
Analytical Date: 05/11/22 03:44
Analyst: TS

| | ppbV | | | ug/m3 | | | | |
|---|---|---|---|---|---|---|---|---|
| **Parameter** | **Results** | **RL** | **MDL** | **Results** | **RL** | **MDL** | **Qualifier** | **Dilution Factor** |
| Volatile Organics in Air - Mansfield Lab | | | | | | | | |
| Chlorodifluoromethane | ND | 0.200 | -- | ND | 0.707 | -- | | 1 |
| Propylene | ND | 0.500 | -- | ND | 0.861 | -- | | 1 |
| Propane | ND | 0.500 | -- | ND | 0.902 | -- | | 1 |
| Dichlorodifluoromethane | ND | 0.200 | -- | ND | 0.989 | -- | | 1 |
| Chloromethane | ND | 0.200 | -- | ND | 0.413 | -- | | 1 |
| Freon-114 | ND | 0.200 | -- | ND | 1.40 | -- | | 1 |
| Methanol | ND | 5.00 | -- | ND | 6.55 | -- | | 1 |
| Vinyl chloride | ND | 0.200 | -- | ND | 0.511 | -- | | 1 |
| 1,3-Butadiene | ND | 0.200 | -- | ND | 0.442 | -- | | 1 |
| Butane | ND | 0.200 | -- | ND | 0.475 | -- | | 1 |
| Bromomethane | ND | 0.200 | -- | ND | 0.777 | -- | | 1 |
| Chloroethane | ND | 0.200 | -- | ND | 0.528 | -- | | 1 |
| Ethanol | ND | 5.00 | -- | ND | 9.42 | -- | | 1 |
| Dichlorofluoromethane | ND | 0.200 | -- | ND | 0.842 | -- | | 1 |
| Vinyl bromide | ND | 0.200 | -- | ND | 0.874 | -- | | 1 |
| Acrolein | ND | 0.500 | -- | ND | 1.15 | -- | | 1 |
| Acetone | ND | 1.00 | -- | ND | 2.38 | -- | | 1 |
| Acetonitrile | ND | 0.200 | -- | ND | 0.336 | -- | | 1 |
| Trichlorofluoromethane | ND | 0.200 | -- | ND | 1.12 | -- | | 1 |
| Isopropanol | ND | 0.500 | -- | ND | 1.23 | -- | | 1 |
| Acrylonitrile | ND | 0.500 | -- | ND | 1.09 | -- | | 1 |
| Pentane | ND | 0.200 | -- | ND | 0.590 | -- | | 1 |
| Ethyl ether | ND | 0.200 | -- | ND | 0.606 | -- | | 1 |
| 1,1-Dichloroethene | ND | 0.200 | -- | ND | 0.793 | -- | | 1 |

**Project Name:** BATCH CANISTER CERTIFICATION
**Project Number:** CANISTER QC BAT

**Lab Number:** L2224407
**Report Date:** 06/27/22

# Air Canister Certification Results

Lab ID: L2224407-02
Client ID: CAN 474 SHELF 15
Sample Location:

Date Collected: 05/09/22 18:00
Date Received: 05/10/22
Field Prep: Not Specified

Sample Depth:

| Parameter | ppbV Results | ppbV RL | ppbV MDL | ug/m3 Results | ug/m3 RL | ug/m3 MDL | Qualifier | Dilution Factor |
|---|---|---|---|---|---|---|---|---|
| Volatile Organics in Air - Mansfield Lab | | | | | | | | |
| Tertiary butyl Alcohol | ND | 0.500 | -- | ND | 1.52 | -- | | 1 |
| Methylene chloride | ND | 0.500 | -- | ND | 1.74 | -- | | 1 |
| 3-Chloropropene | ND | 0.200 | -- | ND | 0.626 | -- | | 1 |
| Carbon disulfide | ND | 0.200 | -- | ND | 0.623 | -- | | 1 |
| Freon-113 | ND | 0.200 | -- | ND | 1.53 | -- | | 1 |
| trans-1,2-Dichloroethene | ND | 0.200 | -- | ND | 0.793 | -- | | 1 |
| 1,1-Dichloroethane | ND | 0.200 | -- | ND | 0.809 | -- | | 1 |
| Methyl tert butyl ether | ND | 0.200 | -- | ND | 0.721 | -- | | 1 |
| Vinyl acetate | ND | 1.00 | -- | ND | 3.52 | -- | | 1 |
| 2-Butanone | ND | 0.500 | -- | ND | 1.47 | -- | | 1 |
| Xylenes, total | ND | 0.600 | -- | ND | 0.869 | -- | | 1 |
| cis-1,2-Dichloroethene | ND | 0.200 | -- | ND | 0.793 | -- | | 1 |
| Ethyl Acetate | ND | 0.500 | -- | ND | 1.80 | -- | | 1 |
| Chloroform | ND | 0.200 | -- | ND | 0.977 | -- | | 1 |
| Tetrahydrofuran | ND | 0.500 | -- | ND | 1.47 | -- | | 1 |
| 2,2-Dichloropropane | ND | 0.200 | -- | ND | 0.924 | -- | | 1 |
| 1,2-Dichloroethane | ND | 0.200 | -- | ND | 0.809 | -- | | 1 |
| n-Hexane | ND | 0.200 | -- | ND | 0.705 | -- | | 1 |
| Diisopropyl ether | ND | 0.200 | -- | ND | 0.836 | -- | | 1 |
| tert-Butyl Ethyl Ether | ND | 0.200 | -- | ND | 0.836 | -- | | 1 |
| 1,2-Dichloroethene (total) | ND | 1.00 | -- | ND | 1.00 | -- | | 1 |
| 1,1,1-Trichloroethane | ND | 0.200 | -- | ND | 1.09 | -- | | 1 |
| 1,1-Dichloropropene | ND | 0.200 | -- | ND | 0.908 | -- | | 1 |
| Benzene | ND | 0.200 | -- | ND | 0.639 | -- | | 1 |
| Carbon tetrachloride | ND | 0.200 | -- | ND | 1.26 | -- | | 1 |
| Cyclohexane | ND | 0.200 | -- | ND | 0.688 | -- | | 1 |
| tert-Amyl Methyl Ether | ND | 0.200 | -- | ND | 0.836 | -- | | 1 |

**Project Name:** BATCH CANISTER CERTIFICATION
**Project Number:** CANISTER QC BAT

**Lab Number:** L2224407
**Report Date:** 06/27/22

# Air Canister Certification Results

Lab ID: L2224407-02
Client ID: CAN 474 SHELF 15
Sample Location:

Date Collected: 05/09/22 18:00
Date Received: 05/10/22
Field Prep: Not Specified

Sample Depth:

| Parameter | ppbV Results | ppbV RL | ppbV MDL | ug/m3 Results | ug/m3 RL | ug/m3 MDL | Qualifier | Dilution Factor |
|---|---|---|---|---|---|---|---|---|
| Volatile Organics in Air - Mansfield Lab | | | | | | | | |
| Dibromomethane | ND | 0.200 | -- | ND | 1.42 | -- | | 1 |
| 1,2-Dichloropropane | ND | 0.200 | -- | ND | 0.924 | -- | | 1 |
| Bromodichloromethane | ND | 0.200 | -- | ND | 1.34 | -- | | 1 |
| 1,4-Dioxane | ND | 0.200 | -- | ND | 0.721 | -- | | 1 |
| Trichloroethene | ND | 0.200 | -- | ND | 1.07 | -- | | 1 |
| 2,2,4-Trimethylpentane | ND | 0.200 | -- | ND | 0.934 | -- | | 1 |
| Methyl Methacrylate | ND | 0.500 | -- | ND | 2.05 | -- | | 1 |
| Heptane | ND | 0.200 | -- | ND | 0.820 | -- | | 1 |
| cis-1,3-Dichloropropene | ND | 0.200 | -- | ND | 0.908 | -- | | 1 |
| 4-Methyl-2-pentanone | ND | 0.500 | -- | ND | 2.05 | -- | | 1 |
| trans-1,3-Dichloropropene | ND | 0.200 | -- | ND | 0.908 | -- | | 1 |
| 1,1,2-Trichloroethane | ND | 0.200 | -- | ND | 1.09 | -- | | 1 |
| Toluene | ND | 0.200 | -- | ND | 0.754 | -- | | 1 |
| 1,3-Dichloropropane | ND | 0.200 | -- | ND | 0.924 | -- | | 1 |
| 2-Hexanone | ND | 0.200 | -- | ND | 0.820 | -- | | 1 |
| Dibromochloromethane | ND | 0.200 | -- | ND | 1.70 | -- | | 1 |
| 1,2-Dibromoethane | ND | 0.200 | -- | ND | 1.54 | -- | | 1 |
| Butyl acetate | ND | 0.500 | -- | ND | 2.38 | -- | | 1 |
| Octane | ND | 0.200 | -- | ND | 0.934 | -- | | 1 |
| Tetrachloroethene | ND | 0.200 | -- | ND | 1.36 | -- | | 1 |
| 1,1,1,2-Tetrachloroethane | ND | 0.200 | -- | ND | 1.37 | -- | | 1 |
| Chlorobenzene | ND | 0.200 | -- | ND | 0.921 | -- | | 1 |
| Ethylbenzene | ND | 0.200 | -- | ND | 0.869 | -- | | 1 |
| p/m-Xylene | ND | 0.400 | -- | ND | 1.74 | -- | | 1 |
| Bromoform | ND | 0.200 | -- | ND | 2.07 | -- | | 1 |
| Styrene | ND | 0.200 | -- | ND | 0.852 | -- | | 1 |
| 1,1,2,2-Tetrachloroethane | ND | 0.200 | -- | ND | 1.37 | -- | | 1 |

**Project Name:** BATCH CANISTER CERTIFICATION
**Project Number:** CANISTER QC BAT

**Lab Number:** L2224407
**Report Date:** 06/27/22

# Air Canister Certification Results

Lab ID: L2224407-02
Client ID: CAN 474 SHELF 15
Sample Location:

Date Collected: 05/09/22 18:00
Date Received: 05/10/22
Field Prep: Not Specified

Sample Depth:

| Parameter | ppbV Results | ppbV RL | ppbV MDL | ug/m3 Results | ug/m3 RL | ug/m3 MDL | Qualifier | Dilution Factor |
|---|---|---|---|---|---|---|---|---|
| Volatile Organics in Air - Mansfield Lab | | | | | | | | |
| o-Xylene | ND | 0.200 | -- | ND | 0.869 | -- | | 1 |
| 1,2,3-Trichloropropane | ND | 0.200 | -- | ND | 1.21 | -- | | 1 |
| Nonane | ND | 0.200 | -- | ND | 1.05 | -- | | 1 |
| Isopropylbenzene | ND | 0.200 | -- | ND | 0.983 | -- | | 1 |
| Bromobenzene | ND | 0.200 | -- | ND | 0.793 | -- | | 1 |
| 2-Chlorotoluene | ND | 0.200 | -- | ND | 1.04 | -- | | 1 |
| n-Propylbenzene | ND | 0.200 | -- | ND | 0.983 | -- | | 1 |
| 4-Chlorotoluene | ND | 0.200 | -- | ND | 1.04 | -- | | 1 |
| 4-Ethyltoluene | ND | 0.200 | -- | ND | 0.983 | -- | | 1 |
| 1,3,5-Trimethylbenzene | ND | 0.200 | -- | ND | 0.983 | -- | | 1 |
| tert-Butylbenzene | ND | 0.200 | -- | ND | 1.10 | -- | | 1 |
| 1,2,4-Trimethylbenzene | ND | 0.200 | -- | ND | 0.983 | -- | | 1 |
| Decane | ND | 0.200 | -- | ND | 1.16 | -- | | 1 |
| Benzyl chloride | ND | 0.200 | -- | ND | 1.04 | -- | | 1 |
| 1,3-Dichlorobenzene | ND | 0.200 | -- | ND | 1.20 | -- | | 1 |
| 1,4-Dichlorobenzene | ND | 0.200 | -- | ND | 1.20 | -- | | 1 |
| sec-Butylbenzene | ND | 0.200 | -- | ND | 1.10 | -- | | 1 |
| p-Isopropyltoluene | ND | 0.200 | -- | ND | 1.10 | -- | | 1 |
| 1,2-Dichlorobenzene | ND | 0.200 | -- | ND | 1.20 | -- | | 1 |
| n-Butylbenzene | ND | 0.200 | -- | ND | 1.10 | -- | | 1 |
| 1,2-Dibromo-3-chloropropane | ND | 0.200 | -- | ND | 1.93 | -- | | 1 |
| Undecane | ND | 0.200 | -- | ND | 1.28 | -- | | 1 |
| Dodecane | ND | 0.200 | -- | ND | 1.39 | -- | | 1 |
| 1,2,4-Trichlorobenzene | ND | 0.200 | -- | ND | 1.48 | -- | | 1 |
| Naphthalene | ND | 0.200 | -- | ND | 1.05 | -- | | 1 |
| 1,2,3-Trichlorobenzene | ND | 0.200 | -- | ND | 1.48 | -- | | 1 |
| Hexachlorobutadiene | ND | 0.200 | -- | ND | 2.13 | -- | | 1 |

**Project Name:** BATCH CANISTER CERTIFICATION
**Project Number:** CANISTER QC BAT

**Lab Number:** L2224407
**Report Date:** 06/27/22

# Air Canister Certification Results

Lab ID: L2224407-02
Client ID: CAN 474 SHELF 15
Sample Location:

Date Collected: 05/09/22 18:00
Date Received: 05/10/22
Field Prep: Not Specified

Sample Depth:

| Parameter | ppbV Results | ppbV RL | ppbV MDL | ug/m3 Results | ug/m3 RL | ug/m3 MDL | Qualifier | Dilution Factor |
|---|---|---|---|---|---|---|---|---|
| Volatile Organics in Air - Mansfield Lab | | | | | | | | |

| | Results | Qualifier | Units | RDL | Dilution Factor |
|---|---|---|---|---|---|
| Tentatively Identified Compounds | | | | | |

No Tentatively Identified Compounds

| Internal Standard | % Recovery | Qualifier | Acceptance Criteria |
|---|---|---|---|
| 1,4-Difluorobenzene | 91 | | 60-140 |
| Bromochloromethane | 88 | | 60-140 |
| chlorobenzene-d5 | 83 | | 60-140 |

**Project Name:** BATCH CANISTER CERTIFICATION
**Project Number:** CANISTER QC BAT

**Lab Number:** L2224407
**Report Date:** 06/27/22

# Air Canister Certification Results

Lab ID: L2224407-02
Client ID: CAN 474 SHELF 15
Sample Location:

Date Collected: 05/09/22 18:00
Date Received: 05/10/22
Field Prep: Not Specified

Sample Depth:
Matrix: Air
Anaytical Method: 48,TO-15-SIM
Analytical Date: 05/11/22 03:44
Analyst: TS

| | ppbV | | | ug/m3 | | | | |
|---|---|---|---|---|---|---|---|---|
| **Parameter** | **Results** | **RL** | **MDL** | **Results** | **RL** | **MDL** | **Qualifier** | **Dilution Factor** |
| Volatile Organics in Air by SIM - Mansfield Lab | | | | | | | | |
| Dichlorodifluoromethane | ND | 0.200 | -- | ND | 0.989 | -- | | 1 |
| Chloromethane | ND | 0.200 | -- | ND | 0.413 | -- | | 1 |
| Freon-114 | ND | 0.050 | -- | ND | 0.349 | -- | | 1 |
| Vinyl chloride | ND | 0.020 | -- | ND | 0.051 | -- | | 1 |
| 1,3-Butadiene | ND | 0.020 | -- | ND | 0.044 | -- | | 1 |
| Bromomethane | ND | 0.020 | -- | ND | 0.078 | -- | | 1 |
| Chloroethane | ND | 0.100 | -- | ND | 0.264 | -- | | 1 |
| Acrolein | ND | 0.050 | -- | ND | 0.115 | -- | | 1 |
| Acetone | ND | 1.00 | -- | ND | 2.38 | -- | | 1 |
| Trichlorofluoromethane | ND | 0.050 | -- | ND | 0.281 | -- | | 1 |
| Acrylonitrile | ND | 0.500 | -- | ND | 1.09 | -- | | 1 |
| 1,1-Dichloroethene | ND | 0.020 | -- | ND | 0.079 | -- | | 1 |
| Methylene chloride | ND | 0.500 | -- | ND | 1.74 | -- | | 1 |
| Freon-113 | ND | 0.050 | -- | ND | 0.383 | -- | | 1 |
| trans-1,2-Dichloroethene | ND | 0.020 | -- | ND | 0.079 | -- | | 1 |
| 1,1-Dichloroethane | ND | 0.020 | -- | ND | 0.081 | -- | | 1 |
| Methyl tert butyl ether | ND | 0.200 | -- | ND | 0.721 | -- | | 1 |
| 2-Butanone | ND | 0.500 | -- | ND | 1.47 | -- | | 1 |
| cis-1,2-Dichloroethene | ND | 0.020 | -- | ND | 0.079 | -- | | 1 |
| Chloroform | ND | 0.020 | -- | ND | 0.098 | -- | | 1 |
| 1,2-Dichloroethane | ND | 0.020 | -- | ND | 0.081 | -- | | 1 |
| 1,1,1-Trichloroethane | ND | 0.020 | -- | ND | 0.109 | -- | | 1 |
| Benzene | ND | 0.100 | -- | ND | 0.319 | -- | | 1 |
| Carbon tetrachloride | ND | 0.020 | -- | ND | 0.126 | -- | | 1 |

**Project Name:** BATCH CANISTER CERTIFICATION
**Project Number:** CANISTER QC BAT

**Lab Number:** L2224407
**Report Date:** 06/27/22

# Air Canister Certification Results

Lab ID: L2224407-02
Client ID: CAN 474 SHELF 15
Sample Location:

Date Collected: 05/09/22 18:00
Date Received: 05/10/22
Field Prep: Not Specified

Sample Depth:

| Parameter | ppbV Results | ppbV RL | ppbV MDL | ug/m3 Results | ug/m3 RL | ug/m3 MDL | Qualifier | Dilution Factor |
|---|---|---|---|---|---|---|---|---|
| Volatile Organics in Air by SIM - Mansfield Lab | | | | | | | | |
| 1,2-Dichloropropane | ND | 0.020 | -- | ND | 0.092 | -- | | 1 |
| Bromodichloromethane | ND | 0.020 | -- | ND | 0.134 | -- | | 1 |
| 1,4-Dioxane | ND | 0.100 | -- | ND | 0.360 | -- | | 1 |
| Trichloroethene | ND | 0.020 | -- | ND | 0.107 | -- | | 1 |
| cis-1,3-Dichloropropene | ND | 0.020 | -- | ND | 0.091 | -- | | 1 |
| 4-Methyl-2-pentanone | ND | 0.500 | -- | ND | 2.05 | -- | | 1 |
| trans-1,3-Dichloropropene | ND | 0.020 | -- | ND | 0.091 | -- | | 1 |
| 1,1,2-Trichloroethane | ND | 0.020 | -- | ND | 0.109 | -- | | 1 |
| Toluene | ND | 0.100 | -- | ND | 0.377 | -- | | 1 |
| Dibromochloromethane | ND | 0.020 | -- | ND | 0.170 | -- | | 1 |
| 1,2-Dibromoethane | ND | 0.020 | -- | ND | 0.154 | -- | | 1 |
| Tetrachloroethene | ND | 0.020 | -- | ND | 0.136 | -- | | 1 |
| 1,1,1,2-Tetrachloroethane | ND | 0.020 | -- | ND | 0.137 | -- | | 1 |
| Chlorobenzene | ND | 0.100 | -- | ND | 0.461 | -- | | 1 |
| Ethylbenzene | ND | 0.020 | -- | ND | 0.087 | -- | | 1 |
| p/m-Xylene | ND | 0.040 | -- | ND | 0.174 | -- | | 1 |
| Bromoform | ND | 0.020 | -- | ND | 0.207 | -- | | 1 |
| Styrene | ND | 0.020 | -- | ND | 0.085 | -- | | 1 |
| 1,1,2,2-Tetrachloroethane | ND | 0.020 | -- | ND | 0.137 | -- | | 1 |
| o-Xylene | ND | 0.020 | -- | ND | 0.087 | -- | | 1 |
| Isopropylbenzene | ND | 0.200 | -- | ND | 0.983 | -- | | 1 |
| 4-Ethyltoluene | ND | 0.020 | -- | ND | 0.098 | -- | | 1 |
| 1,3,5-Trimethybenzene | ND | 0.020 | -- | ND | 0.098 | -- | | 1 |
| 1,2,4-Trimethylbenzene | ND | 0.020 | -- | ND | 0.098 | -- | | 1 |
| Benzyl chloride | ND | 0.100 | -- | ND | 0.518 | -- | | 1 |
| 1,3-Dichlorobenzene | ND | 0.020 | -- | ND | 0.120 | -- | | 1 |
| 1,4-Dichlorobenzene | ND | 0.020 | -- | ND | 0.120 | -- | | 1 |

**Project Name:** BATCH CANISTER CERTIFICATION
**Project Number:** CANISTER QC BAT

**Lab Number:** L2224407
**Report Date:** 06/27/22

# Air Canister Certification Results

Lab ID: L2224407-02
Client ID: CAN 474 SHELF 15
Sample Location:

Date Collected: 05/09/22 18:00
Date Received: 05/10/22
Field Prep: Not Specified

Sample Depth:

| Parameter | ppbV Results | ppbV RL | ppbV MDL | ug/m3 Results | ug/m3 RL | ug/m3 MDL | Qualifier | Dilution Factor |
|---|---|---|---|---|---|---|---|---|
| Volatile Organics in Air by SIM - Mansfield Lab | | | | | | | | |
| sec-Butylbenzene | ND | 0.200 | -- | ND | 1.10 | -- | | 1 |
| p-Isopropyltoluene | ND | 0.200 | -- | ND | 1.10 | -- | | 1 |
| 1,2-Dichlorobenzene | ND | 0.020 | -- | ND | 0.120 | -- | | 1 |
| n-Butylbenzene | ND | 0.200 | -- | ND | 1.10 | -- | | 1 |
| 1,2,4-Trichlorobenzene | ND | 0.050 | -- | ND | 0.371 | -- | | 1 |
| Naphthalene | ND | 0.050 | -- | ND | 0.262 | -- | | 1 |
| 1,2,3-Trichlorobenzene | ND | 0.050 | -- | ND | 0.371 | -- | | 1 |
| Hexachlorobutadiene | ND | 0.050 | -- | ND | 0.533 | -- | | 1 |

| Internal Standard | % Recovery | Qualifier | Acceptance Criteria |
|---|---|---|---|
| 1,4-difluorobenzene | 90 | | 60-140 |
| bromochloromethane | 90 | | 60-140 |
| chlorobenzene-d5 | 89 | | 60-140 |

**Project Name:** BATCH CANISTER CERTIFICATION
**Project Number:** CANISTER QC BAT

**Lab Number:** L2230328
**Report Date:** 06/27/22

# Air Canister Certification Results

Lab ID: L2230328-01
Client ID: CAN 2821 SHELF 1
Sample Location:

Date Collected: 06/08/22 18:00
Date Received: 06/09/22
Field Prep: Not Specified

Sample Depth:
Matrix: Air
Anaytical Method: 48,TO-15
Analytical Date: 06/10/22 01:57
Analyst: RY

| | ppbV | | | ug/m3 | | | | |
|---|---|---|---|---|---|---|---|---|
| **Parameter** | **Results** | **RL** | **MDL** | **Results** | **RL** | **MDL** | **Qualifier** | **Dilution Factor** |
| Volatile Organics in Air - Mansfield Lab | | | | | | | | |
| Chlorodifluoromethane | ND | 0.200 | -- | ND | 0.707 | -- | | 1 |
| Propylene | ND | 0.500 | -- | ND | 0.861 | -- | | 1 |
| Propane | ND | 0.500 | -- | ND | 0.902 | -- | | 1 |
| Dichlorodifluoromethane | ND | 0.200 | -- | ND | 0.989 | -- | | 1 |
| Chloromethane | ND | 0.200 | -- | ND | 0.413 | -- | | 1 |
| Freon-114 | ND | 0.200 | -- | ND | 1.40 | -- | | 1 |
| Methanol | ND | 5.00 | -- | ND | 6.55 | -- | | 1 |
| Vinyl chloride | ND | 0.200 | -- | ND | 0.511 | -- | | 1 |
| 1,3-Butadiene | ND | 0.200 | -- | ND | 0.442 | -- | | 1 |
| Butane | ND | 0.200 | -- | ND | 0.475 | -- | | 1 |
| Bromomethane | ND | 0.200 | -- | ND | 0.777 | -- | | 1 |
| Chloroethane | ND | 0.200 | -- | ND | 0.528 | -- | | 1 |
| Ethanol | ND | 5.00 | -- | ND | 9.42 | -- | | 1 |
| Dichlorofluoromethane | ND | 0.200 | -- | ND | 0.842 | -- | | 1 |
| Vinyl bromide | ND | 0.200 | -- | ND | 0.874 | -- | | 1 |
| Acrolein | ND | 0.500 | -- | ND | 1.15 | -- | | 1 |
| Acetone | ND | 1.00 | -- | ND | 2.38 | -- | | 1 |
| Acetonitrile | ND | 0.200 | -- | ND | 0.336 | -- | | 1 |
| Trichlorofluoromethane | ND | 0.200 | -- | ND | 1.12 | -- | | 1 |
| Isopropanol | ND | 0.500 | -- | ND | 1.23 | -- | | 1 |
| Acrylonitrile | ND | 0.500 | -- | ND | 1.09 | -- | | 1 |
| Pentane | ND | 0.200 | -- | ND | 0.590 | -- | | 1 |
| Ethyl ether | ND | 0.200 | -- | ND | 0.606 | -- | | 1 |
| 1,1-Dichloroethene | ND | 0.200 | -- | ND | 0.793 | -- | | 1 |

**Project Name:** BATCH CANISTER CERTIFICATION
**Project Number:** CANISTER QC BAT

**Lab Number:** L2230328
**Report Date:** 06/27/22

# Air Canister Certification Results

Lab ID: L2230328-01
Client ID: CAN 2821 SHELF 1
Sample Location:

Date Collected: 06/08/22 18:00
Date Received: 06/09/22
Field Prep: Not Specified

Sample Depth:

| Parameter | ppbV Results | ppbV RL | ppbV MDL | ug/m3 Results | ug/m3 RL | ug/m3 MDL | Qualifier | Dilution Factor |
|---|---|---|---|---|---|---|---|---|
| Volatile Organics in Air - Mansfield Lab | | | | | | | | |
| Tertiary butyl Alcohol | ND | 0.500 | -- | ND | 1.52 | -- | | 1 |
| Methylene chloride | ND | 0.500 | -- | ND | 1.74 | -- | | 1 |
| 3-Chloropropene | ND | 0.200 | -- | ND | 0.626 | -- | | 1 |
| Carbon disulfide | ND | 0.200 | -- | ND | 0.623 | -- | | 1 |
| Freon-113 | ND | 0.200 | -- | ND | 1.53 | -- | | 1 |
| trans-1,2-Dichloroethene | ND | 0.200 | -- | ND | 0.793 | -- | | 1 |
| 1,1-Dichloroethane | ND | 0.200 | -- | ND | 0.809 | -- | | 1 |
| Methyl tert butyl ether | ND | 0.200 | -- | ND | 0.721 | -- | | 1 |
| Vinyl acetate | ND | 1.00 | -- | ND | 3.52 | -- | | 1 |
| Xylenes, total | ND | 0.600 | -- | ND | 0.869 | -- | | 1 |
| 2-Butanone | ND | 0.500 | -- | ND | 1.47 | -- | | 1 |
| cis-1,2-Dichloroethene | ND | 0.200 | -- | ND | 0.793 | -- | | 1 |
| Ethyl Acetate | ND | 0.500 | -- | ND | 1.80 | -- | | 1 |
| Chloroform | ND | 0.200 | -- | ND | 0.977 | -- | | 1 |
| Tetrahydrofuran | ND | 0.500 | -- | ND | 1.47 | -- | | 1 |
| 2,2-Dichloropropane | ND | 0.200 | -- | ND | 0.924 | -- | | 1 |
| 1,2-Dichloroethane | ND | 0.200 | -- | ND | 0.809 | -- | | 1 |
| n-Hexane | ND | 0.200 | -- | ND | 0.705 | -- | | 1 |
| Diisopropyl ether | ND | 0.200 | -- | ND | 0.836 | -- | | 1 |
| tert-Butyl Ethyl Ether | ND | 0.200 | -- | ND | 0.836 | -- | | 1 |
| 1,2-Dichloroethene (total) | ND | 1.00 | -- | ND | 1.00 | -- | | 1 |
| 1,1,1-Trichloroethane | ND | 0.200 | -- | ND | 1.09 | -- | | 1 |
| 1,1-Dichloropropene | ND | 0.200 | -- | ND | 0.908 | -- | | 1 |
| Benzene | ND | 0.200 | -- | ND | 0.639 | -- | | 1 |
| Carbon tetrachloride | ND | 0.200 | -- | ND | 1.26 | -- | | 1 |
| Cyclohexane | ND | 0.200 | -- | ND | 0.688 | -- | | 1 |
| tert-Amyl Methyl Ether | ND | 0.200 | -- | ND | 0.836 | -- | | 1 |

**Project Name:** BATCH CANISTER CERTIFICATION
**Project Number:** CANISTER QC BAT

**Lab Number:** L2230328
**Report Date:** 06/27/22

# Air Canister Certification Results

Lab ID: L2230328-01
Client ID: CAN 2821 SHELF 1
Sample Location:

Date Collected: 06/08/22 18:00
Date Received: 06/09/22
Field Prep: Not Specified

Sample Depth:

| Parameter | ppbV Results | ppbV RL | ppbV MDL | ug/m3 Results | ug/m3 RL | ug/m3 MDL | Qualifier | Dilution Factor |
|---|---|---|---|---|---|---|---|---|
| Volatile Organics in Air - Mansfield Lab | | | | | | | | |
| Dibromomethane | ND | 0.200 | -- | ND | 1.42 | -- | | 1 |
| 1,2-Dichloropropane | ND | 0.200 | -- | ND | 0.924 | -- | | 1 |
| Bromodichloromethane | ND | 0.200 | -- | ND | 1.34 | -- | | 1 |
| 1,4-Dioxane | ND | 0.200 | -- | ND | 0.721 | -- | | 1 |
| Trichloroethene | ND | 0.200 | -- | ND | 1.07 | -- | | 1 |
| 2,2,4-Trimethylpentane | ND | 0.200 | -- | ND | 0.934 | -- | | 1 |
| Methyl Methacrylate | ND | 0.500 | -- | ND | 2.05 | -- | | 1 |
| Heptane | ND | 0.200 | -- | ND | 0.820 | -- | | 1 |
| cis-1,3-Dichloropropene | ND | 0.200 | -- | ND | 0.908 | -- | | 1 |
| 4-Methyl-2-pentanone | ND | 0.500 | -- | ND | 2.05 | -- | | 1 |
| trans-1,3-Dichloropropene | ND | 0.200 | -- | ND | 0.908 | -- | | 1 |
| 1,1,2-Trichloroethane | ND | 0.200 | -- | ND | 1.09 | -- | | 1 |
| Toluene | ND | 0.200 | -- | ND | 0.754 | -- | | 1 |
| 1,3-Dichloropropane | ND | 0.200 | -- | ND | 0.924 | -- | | 1 |
| 2-Hexanone | ND | 0.200 | -- | ND | 0.820 | -- | | 1 |
| Dibromochloromethane | ND | 0.200 | -- | ND | 1.70 | -- | | 1 |
| 1,2-Dibromoethane | ND | 0.200 | -- | ND | 1.54 | -- | | 1 |
| Butyl acetate | ND | 0.500 | -- | ND | 2.38 | -- | | 1 |
| Octane | ND | 0.200 | -- | ND | 0.934 | -- | | 1 |
| Tetrachloroethene | ND | 0.200 | -- | ND | 1.36 | -- | | 1 |
| 1,1,1,2-Tetrachloroethane | ND | 0.200 | -- | ND | 1.37 | -- | | 1 |
| Chlorobenzene | ND | 0.200 | -- | ND | 0.921 | -- | | 1 |
| Ethylbenzene | ND | 0.200 | -- | ND | 0.869 | -- | | 1 |
| p/m-Xylene | ND | 0.400 | -- | ND | 1.74 | -- | | 1 |
| Bromoform | ND | 0.200 | -- | ND | 2.07 | -- | | 1 |
| Styrene | ND | 0.200 | -- | ND | 0.852 | -- | | 1 |
| 1,1,2,2-Tetrachloroethane | ND | 0.200 | -- | ND | 1.37 | -- | | 1 |

**Project Name:** BATCH CANISTER CERTIFICATION
**Project Number:** CANISTER QC BAT

**Lab Number:** L2230328
**Report Date:** 06/27/22

# Air Canister Certification Results

Lab ID: L2230328-01
Client ID: CAN 2821 SHELF 1
Sample Location:

Date Collected: 06/08/22 18:00
Date Received: 06/09/22
Field Prep: Not Specified

Sample Depth:

| Parameter | ppbV Results | ppbV RL | ppbV MDL | ug/m3 Results | ug/m3 RL | ug/m3 MDL | Qualifier | Dilution Factor |
|---|---|---|---|---|---|---|---|---|
| Volatile Organics in Air - Mansfield Lab | | | | | | | | |
| o-Xylene | ND | 0.200 | -- | ND | 0.869 | -- | | 1 |
| 1,2,3-Trichloropropane | ND | 0.200 | -- | ND | 1.21 | -- | | 1 |
| Nonane | ND | 0.200 | -- | ND | 1.05 | -- | | 1 |
| Isopropylbenzene | ND | 0.200 | -- | ND | 0.983 | -- | | 1 |
| Bromobenzene | ND | 0.200 | -- | ND | 0.793 | -- | | 1 |
| 2-Chlorotoluene | ND | 0.200 | -- | ND | 1.04 | -- | | 1 |
| n-Propylbenzene | ND | 0.200 | -- | ND | 0.983 | -- | | 1 |
| 4-Chlorotoluene | ND | 0.200 | -- | ND | 1.04 | -- | | 1 |
| 4-Ethyltoluene | ND | 0.200 | -- | ND | 0.983 | -- | | 1 |
| 1,3,5-Trimethylbenzene | ND | 0.200 | -- | ND | 0.983 | -- | | 1 |
| tert-Butylbenzene | ND | 0.200 | -- | ND | 1.10 | -- | | 1 |
| 1,2,4-Trimethylbenzene | ND | 0.200 | -- | ND | 0.983 | -- | | 1 |
| Decane | ND | 0.200 | -- | ND | 1.16 | -- | | 1 |
| Benzyl chloride | ND | 0.200 | -- | ND | 1.04 | -- | | 1 |
| 1,3-Dichlorobenzene | ND | 0.200 | -- | ND | 1.20 | -- | | 1 |
| 1,4-Dichlorobenzene | ND | 0.200 | -- | ND | 1.20 | -- | | 1 |
| sec-Butylbenzene | ND | 0.200 | -- | ND | 1.10 | -- | | 1 |
| p-Isopropyltoluene | ND | 0.200 | -- | ND | 1.10 | -- | | 1 |
| 1,2-Dichlorobenzene | ND | 0.200 | -- | ND | 1.20 | -- | | 1 |
| n-Butylbenzene | ND | 0.200 | -- | ND | 1.10 | -- | | 1 |
| 1,2-Dibromo-3-chloropropane | ND | 0.200 | -- | ND | 1.93 | -- | | 1 |
| Undecane | ND | 0.200 | -- | ND | 1.28 | -- | | 1 |
| Dodecane | ND | 0.200 | -- | ND | 1.39 | -- | | 1 |
| 1,2,4-Trichlorobenzene | ND | 0.200 | -- | ND | 1.48 | -- | | 1 |
| Naphthalene | ND | 0.200 | -- | ND | 1.05 | -- | | 1 |
| 1,2,3-Trichlorobenzene | ND | 0.200 | -- | ND | 1.48 | -- | | 1 |
| Hexachlorobutadiene | ND | 0.200 | -- | ND | 2.13 | -- | | 1 |

**Project Name:** BATCH CANISTER CERTIFICATION
**Project Number:** CANISTER QC BAT

**Lab Number:** L2230328
**Report Date:** 06/27/22

# Air Canister Certification Results

Lab ID: L2230328-01
Client ID: CAN 2821 SHELF 1
Sample Location:

Date Collected: 06/08/22 18:00
Date Received: 06/09/22
Field Prep: Not Specified

Sample Depth:

| Parameter | ppbV Results | ppbV RL | ppbV MDL | ug/m3 Results | ug/m3 RL | ug/m3 MDL | Qualifier | Dilution Factor |
|---|---|---|---|---|---|---|---|---|
| Volatile Organics in Air - Mansfield Lab | | | | | | | | |

| | Results | Qualifier | Units | RDL | Dilution Factor |
|---|---|---|---|---|---|
| Tentatively Identified Compounds | | | | | |

No Tentatively Identified Compounds

| Internal Standard | % Recovery | Qualifier | Acceptance Criteria |
|---|---|---|---|
| 1,4-Difluorobenzene | 93 | | 60-140 |
| Bromochloromethane | 95 | | 60-140 |
| chlorobenzene-d5 | 89 | | 60-140 |

**Project Name:** BATCH CANISTER CERTIFICATION **Lab Number:** L2230328

**Project Number:** CANISTER QC BAT **Report Date:** 06/27/22

# Air Canister Certification Results

Lab ID: L2230328-01
Client ID: CAN 2821 SHELF 1
Sample Location:

Date Collected: 06/08/22 18:00
Date Received: 06/09/22
Field Prep: Not Specified

Sample Depth:
Matrix: Air
Anaytical Method: 48,TO-15-SIM
Analytical Date: 06/10/22 01:57
Analyst: RY

| | ppbV | | | ug/m3 | | | | |
|---|---|---|---|---|---|---|---|---|
| **Parameter** | **Results** | **RL** | **MDL** | **Results** | **RL** | **MDL** | **Qualifier** | **Dilution Factor** |
| Volatile Organics in Air by SIM - Mansfield Lab | | | | | | | | |
| Dichlorodifluoromethane | ND | 0.200 | -- | ND | 0.989 | -- | | 1 |
| Chloromethane | ND | 0.200 | -- | ND | 0.413 | -- | | 1 |
| Freon-114 | ND | 0.050 | -- | ND | 0.349 | -- | | 1 |
| Vinyl chloride | ND | 0.020 | -- | ND | 0.051 | -- | | 1 |
| 1,3-Butadiene | ND | 0.020 | -- | ND | 0.044 | -- | | 1 |
| Bromomethane | ND | 0.020 | -- | ND | 0.078 | -- | | 1 |
| Chloroethane | ND | 0.100 | -- | ND | 0.264 | -- | | 1 |
| Acrolein | ND | 0.050 | -- | ND | 0.115 | -- | | 1 |
| Acetone | ND | 1.00 | -- | ND | 2.38 | -- | | 1 |
| Trichlorofluoromethane | ND | 0.050 | -- | ND | 0.281 | -- | | 1 |
| Acrylonitrile | ND | 0.500 | -- | ND | 1.09 | -- | | 1 |
| 1,1-Dichloroethene | ND | 0.020 | -- | ND | 0.079 | -- | | 1 |
| Methylene chloride | ND | 0.500 | -- | ND | 1.74 | -- | | 1 |
| Freon-113 | ND | 0.050 | -- | ND | 0.383 | -- | | 1 |
| trans-1,2-Dichloroethene | ND | 0.020 | -- | ND | 0.079 | -- | | 1 |
| 1,1-Dichloroethane | ND | 0.020 | -- | ND | 0.081 | -- | | 1 |
| Methyl tert butyl ether | ND | 0.200 | -- | ND | 0.721 | -- | | 1 |
| 2-Butanone | ND | 0.500 | -- | ND | 1.47 | -- | | 1 |
| cis-1,2-Dichloroethene | ND | 0.020 | -- | ND | 0.079 | -- | | 1 |
| Chloroform | ND | 0.020 | -- | ND | 0.098 | -- | | 1 |
| 1,2-Dichloroethane | ND | 0.020 | -- | ND | 0.081 | -- | | 1 |
| 1,1,1-Trichloroethane | ND | 0.020 | -- | ND | 0.109 | -- | | 1 |
| Benzene | ND | 0.100 | -- | ND | 0.319 | -- | | 1 |
| Carbon tetrachloride | ND | 0.020 | -- | ND | 0.126 | -- | | 1 |

**Project Name:** BATCH CANISTER CERTIFICATION
**Project Number:** CANISTER QC BAT

**Lab Number:** L2230328
**Report Date:** 06/27/22

# Air Canister Certification Results

Lab ID: L2230328-01
Client ID: CAN 2821 SHELF 1
Sample Location:

Date Collected: 06/08/22 18:00
Date Received: 06/09/22
Field Prep: Not Specified

Sample Depth:

| Parameter | ppbV Results | ppbV RL | ppbV MDL | ug/m3 Results | ug/m3 RL | ug/m3 MDL | Qualifier | Dilution Factor |
|---|---|---|---|---|---|---|---|---|
| Volatile Organics in Air by SIM - Mansfield Lab | | | | | | | | |
| 1,2-Dichloropropane | ND | 0.020 | -- | ND | 0.092 | -- | | 1 |
| Bromodichloromethane | ND | 0.020 | -- | ND | 0.134 | -- | | 1 |
| 1,4-Dioxane | ND | 0.100 | -- | ND | 0.360 | -- | | 1 |
| Trichloroethene | ND | 0.020 | -- | ND | 0.107 | -- | | 1 |
| cis-1,3-Dichloropropene | ND | 0.020 | -- | ND | 0.091 | -- | | 1 |
| 4-Methyl-2-pentanone | ND | 0.500 | -- | ND | 2.05 | -- | | 1 |
| trans-1,3-Dichloropropene | ND | 0.020 | -- | ND | 0.091 | -- | | 1 |
| 1,1,2-Trichloroethane | ND | 0.020 | -- | ND | 0.109 | -- | | 1 |
| Toluene | ND | 0.100 | -- | ND | 0.377 | -- | | 1 |
| Dibromochloromethane | ND | 0.020 | -- | ND | 0.170 | -- | | 1 |
| 1,2-Dibromoethane | ND | 0.020 | -- | ND | 0.154 | -- | | 1 |
| Tetrachloroethene | ND | 0.020 | -- | ND | 0.136 | -- | | 1 |
| 1,1,1,2-Tetrachloroethane | ND | 0.020 | -- | ND | 0.137 | -- | | 1 |
| Chlorobenzene | ND | 0.100 | -- | ND | 0.461 | -- | | 1 |
| Ethylbenzene | ND | 0.020 | -- | ND | 0.087 | -- | | 1 |
| p/m-Xylene | ND | 0.040 | -- | ND | 0.174 | -- | | 1 |
| Bromoform | ND | 0.020 | -- | ND | 0.207 | -- | | 1 |
| Styrene | ND | 0.020 | -- | ND | 0.085 | -- | | 1 |
| 1,1,2,2-Tetrachloroethane | ND | 0.020 | -- | ND | 0.137 | -- | | 1 |
| o-Xylene | ND | 0.020 | -- | ND | 0.087 | -- | | 1 |
| Isopropylbenzene | ND | 0.200 | -- | ND | 0.983 | -- | | 1 |
| 4-Ethyltoluene | ND | 0.020 | -- | ND | 0.098 | -- | | 1 |
| 1,3,5-Trimethybenzene | ND | 0.020 | -- | ND | 0.098 | -- | | 1 |
| 1,2,4-Trimethylbenzene | ND | 0.020 | -- | ND | 0.098 | -- | | 1 |
| Benzyl chloride | ND | 0.100 | -- | ND | 0.518 | -- | | 1 |
| 1,3-Dichlorobenzene | ND | 0.020 | -- | ND | 0.120 | -- | | 1 |
| 1,4-Dichlorobenzene | ND | 0.020 | -- | ND | 0.120 | -- | | 1 |

**Project Name:** BATCH CANISTER CERTIFICATION
**Project Number:** CANISTER QC BAT

**Lab Number:** L2230328
**Report Date:** 06/27/22

# Air Canister Certification Results

Lab ID: L2230328-01
Client ID: CAN 2821 SHELF 1
Sample Location:

Date Collected: 06/08/22 18:00
Date Received: 06/09/22
Field Prep: Not Specified

Sample Depth:

| Parameter | ppbV Results | ppbV RL | ppbV MDL | ug/m3 Results | ug/m3 RL | ug/m3 MDL | Qualifier | Dilution Factor |
|---|---|---|---|---|---|---|---|---|
| Volatile Organics in Air by SIM - Mansfield Lab | | | | | | | | |
| sec-Butylbenzene | ND | 0.200 | -- | ND | 1.10 | -- | | 1 |
| p-Isopropyltoluene | ND | 0.200 | -- | ND | 1.10 | -- | | 1 |
| 1,2-Dichlorobenzene | ND | 0.020 | -- | ND | 0.120 | -- | | 1 |
| n-Butylbenzene | ND | 0.200 | -- | ND | 1.10 | -- | | 1 |
| 1,2,4-Trichlorobenzene | ND | 0.050 | -- | ND | 0.371 | -- | | 1 |
| Naphthalene | ND | 0.050 | -- | ND | 0.262 | -- | | 1 |
| 1,2,3-Trichlorobenzene | ND | 0.050 | -- | ND | 0.371 | -- | | 1 |
| Hexachlorobutadiene | ND | 0.050 | -- | ND | 0.533 | -- | | 1 |

| Internal Standard | % Recovery | Qualifier | Acceptance Criteria |
|---|---|---|---|
| 1,4-difluorobenzene | 90 | | 60-140 |
| bromochloromethane | 94 | | 60-140 |
| chlorobenzene-d5 | 89 | | 60-140 |

**Project Name:** PORT CHESTER
**Project Number:** 12166:6A

**Lab Number:** L2232282
**Report Date:** 06/27/22

## Sample Receipt and Container Information

Were project specific reporting limits specified? YES

### Cooler Information

| Cooler | Custody Seal |
|---|---|
| NA | Absent |

### Container Information

| Container ID | Container Type | Cooler | Initial pH | Final pH | Temp deg C | Pres | Seal | Frozen Date/Time | Analysis(*) |
|---|---|---|---|---|---|---|---|---|---|
| L2232282-01A | Canister - 6 Liter | NA | NA | | | Y | Absent | | TO15-LL(30) |
| L2232282-02A | Canister - 6 Liter | NA | NA | | | Y | Absent | | TO15-SIM(30),TO15-LL(30) |
| L2232282-03A | Canister - 6 Liter | NA | NA | | | Y | Absent | | TO15-LL(30) |
| L2232282-04A | Canister - 6 Liter | NA | NA | | | Y | Absent | | TO15-LL(30) |
| L2232282-05A | Canister - 6 Liter | NA | NA | | | Y | Absent | | TO15-LL(30) |
| L2232282-06A | Canister - 6 Liter | NA | NA | | | Y | Absent | | TO15-LL(30),TO15-SIM(30) |
| L2232282-07A | Canister - 6 Liter | NA | NA | | | Y | Absent | | TO15-SIM(30),TO15-LL(30) |
| L2232282-08A | Canister - 2.7 Liter | NA | NA | | | Y | Absent | | CLEAN-FEE() |



*Values in parentheses indicate holding time in days

| | | | |
|---|---|---|---|
| **Project Name:** | PORT CHESTER | **Lab Number:** | L2232282 |
| **Project Number:** | 12166:6A | **Report Date:** | 06/27/22 |

## GLOSSARY

***Acronyms***

| | |
|---|---|
| DL | - Detection Limit: This value represents the level to which target analyte concentrations are reported as estimated values, when those target analyte concentrations are quantified below the limit of quantitation (LOQ). The DL includes any adjustments from dilutions, concentrations or moisture content, where applicable. (DoD report formats only.) |
| EDL | - Estimated Detection Limit: This value represents the level to which target analyte concentrations are reported as estimated values, when those target analyte concentrations are quantified below the reporting limit (RL). The EDL includes any adjustments from dilutions, concentrations or moisture content, where applicable. The use of EDLs is specific to the analysis of PAHs using Solid-Phase Microextraction (SPME). |
| EMPC | - Estimated Maximum Possible Concentration: The concentration that results from the signal present at the retention time of an analyte when the ions meet all of the identification criteria except the ion abundance ratio criteria. An EMPC is a worst-case estimate of the concentration. |
| EPA | - Environmental Protection Agency. |
| LCS | - Laboratory Control Sample: A sample matrix, free from the analytes of interest, spiked with verified known amounts of analytes or a material containing known and verified amounts of analytes. |
| LCSD | - Laboratory Control Sample Duplicate: Refer to LCS. |
| LFB | - Laboratory Fortified Blank: A sample matrix, free from the analytes of interest, spiked with verified known amounts of analytes or a material containing known and verified amounts of analytes. |
| LOD | - Limit of Detection: This value represents the level to which a target analyte can reliably be detected for a specific analyte in a specific matrix by a specific method. The LOD includes any adjustments from dilutions, concentrations or moisture content, where applicable. (DoD report formats only.) |
| LOQ | - Limit of Quantitation: The value at which an instrument can accurately measure an analyte at a specific concentration. The LOQ includes any adjustments from dilutions, concentrations or moisture content, where applicable. (DoD report formats only.)<br><br>Limit of Quantitation: The value at which an instrument can accurately measure an analyte at a specific concentration. The LOQ includes any adjustments from dilutions, concentrations or moisture content, where applicable. (DoD report formats only.) |
| MDL | - Method Detection Limit: This value represents the level to which target analyte concentrations are reported as estimated values, when those target analyte concentrations are quantified below the reporting limit (RL). The MDL includes any adjustments from dilutions, concentrations or moisture content, where applicable. |
| MS | - Matrix Spike Sample: A sample prepared by adding a known mass of target analyte to a specified amount of matrix sample for which an independent estimate of target analyte concentration is available. For Method 332.0, the spike recovery is calculated using the native concentration, including estimated values. |
| MSD | - Matrix Spike Sample Duplicate: Refer to MS. |
| NA | - Not Applicable. |
| NC | - Not Calculated: Term is utilized when one or more of the results utilized in the calculation are non-detect at the parameter's reporting unit. |
| NDPA/DPA | - N-Nitrosodiphenylamine/Diphenylamine. |
| NI | - Not Ignitable. |
| NP | - Non-Plastic: Term is utilized for the analysis of Atterberg Limits in soil. |
| NR | - No Results: Term is utilized when 'No Target Compounds Requested' is reported for the analysis of Volatile or Semivolatile Organic TIC only requests. |
| RL | - Reporting Limit: The value at which an instrument can accurately measure an analyte at a specific concentration. The RL includes any adjustments from dilutions, concentrations or moisture content, where applicable. |
| RPD | - Relative Percent Difference: The results from matrix and/or matrix spike duplicates are primarily designed to assess the precision of analytical results in a given matrix and are expressed as relative percent difference (RPD). Values which are less than five times the reporting limit for any individual parameter are evaluated by utilizing the absolute difference between the values; although the RPD value will be provided in the report. |
| SRM | - Standard Reference Material: A reference sample of a known or certified value that is of the same or similar matrix as the associated field samples. |
| STLP | - Semi-dynamic Tank Leaching Procedure per EPA Method 1315. |
| TEF | - Toxic Equivalency Factors: The values assigned to each dioxin and furan to evaluate their toxicity relative to 2,3,7,8-TCDD. |
| TEQ | - Toxic Equivalent: The measure of a sample's toxicity derived by multiplying each dioxin and furan by its corresponding TEF and then summing the resulting values. |
| TIC | - Tentatively Identified Compound: A compound that has been identified to be present and is not part of the target compound list (TCL) for the method and/or program. All TICs are qualitatively identified and reported as estimated concentrations. |

| | | | |
|---|---|---|---|
| **Project Name:** | PORT CHESTER | **Lab Number:** | L2232282 |
| **Project Number:** | 12166:6A | **Report Date:** | 06/27/22 |

***Footnotes***

1 - The reference for this analyte should be considered modified since this analyte is absent from the target analyte list of the original method.

***Terms***

Analytical Method: Both the document from which the method originates and the analytical reference method. (Example: EPA 8260B is shown as 1,8260B.) The codes for the reference method documents are provided in the References section of the Addendum.

Chlordane: The target compound Chlordane (CAS No. 57-74-9) is reported for GC ECD analyses. Per EPA,this compound "refers to a mixture of chlordane isomers, other chlorinated hydrocarbons and numerous other components." (Reference: USEPA Toxicological Review of Chlordane, In Support of Summary Information on the Integrated Risk Information System (IRIS), December 1997.)

Difference: With respect to Total Oxidizable Precursor (TOP) Assay analysis, the difference is defined as the Post-Treatment value minus the Pre-Treatment value.

Final pH: As it pertains to Sample Receipt & Container Information section of the report, Final pH reflects pH of container determined after adjustment at the laboratory, if applicable. If no adjustment required, value reflects Initial pH.

Frozen Date/Time: With respect to Volatile Organics in soil, Frozen Date/Time reflects the date/time at which associated Reagent Water-preserved vials were initially frozen. Note: If frozen date/time is beyond 48 hours from sample collection, value will be reflected in 'bold'.

Gasoline Range Organics (GRO): Gasoline Range Organics (GRO) results include all chromatographic peaks eluting from Methyl tert butyl ether through Naphthalene, with the exception of GRO analysis in support of State of Ohio programs, which includes all chromatographic peaks eluting from Hexane through Dodecane.

Initial pH: As it pertains to Sample Receipt & Container Information section of the report, Initial pH reflects pH of container determined upon receipt, if applicable.

PAH Total: With respect to Alkylated PAH analyses, the 'PAHs, Total' result is defined as the summation of results for all or a subset of the following compounds: Naphthalene, C1-C4 Naphthalenes, 2-Methylnaphthalene, 1-Methylnaphthalene, Biphenyl, Acenaphthylene, Acenaphthene, Fluorene, C1-C3 Fluorenes, Phenanthrene, C1-C4 Phenanthrenes/Anthracenes, Anthracene, Fluoranthene, Pyrene, C1-C4 Fluoranthenes/Pyrenes, Benz(a)anthracene, Chrysene, C1-C4 Chrysenes, Benzo(b)fluoranthene, Benzo(j)+(k)fluoranthene, Benzo(e)pyrene, Benzo(a)pyrene, Perylene, Indeno(1,2,3-cd)pyrene, Dibenz(ah)+(ac)anthracene, Benzo(g,h,i)perylene. If a 'Total' result is requested, the results of its individual components will also be reported.

PFAS Total: With respect to PFAS analyses, the 'PFAS, Total (5)' result is defined as the summation of results for: PFHpA, PFHxS, PFOA, PFNA and PFOS. In addition, the 'PFAS, Total (6)' result is defined as the summation of results for: PFHpA, PFHxS, PFOA, PFNA, PFDA and PFOS. For MassDEP DW compliance analysis only, the 'PFAS, Total (6)' result is defined as the summation of results at or above the RL. Note: If a 'Total' result is requested, the results of its individual components will also be reported.

Total: With respect to Organic analyses, a 'Total' result is defined as the summation of results for individual isomers or Aroclors. If a 'Total' result is requested, the results of its individual components will also be reported. This is applicable to 'Total' results for methods 8260, 8081 and 8082.

***Data Qualifiers***

**A** - Spectra identified as "Aldol Condensates" are byproducts of the extraction/concentration procedures when acetone is introduced in the process.

**B** - The analyte was detected above the reporting limit in the associated method blank. Flag only applies to associated field samples that have detectable concentrations of the analyte at less than ten times (10x) the concentration found in the blank. For MCP-related projects, flag only applies to associated field samples that have detectable concentrations of the analyte at less than ten times (10x) the concentration found in the blank. For DOD-related projects, flag only applies to associated field samples that have detectable concentrations of the analyte at less than ten times (10x) the concentration found in the blank AND the analyte was detected above one-half the reporting limit (or above the reporting limit for common lab contaminants) in the associated method blank. For NJ-Air-related projects, flag only applies to associated field samples that have detectable concentrations of the analyte above the reporting limit. For NJ-related projects (excluding Air), flag only applies to associated field samples that have detectable concentrations of the analyte, which was detected above the reporting limit in the associated method blank or above five times the reporting limit for common lab contaminants (Phthalates, Acetone, Methylene Chloride, 2-Butanone).

**C** - Co-elution: The target analyte co-elutes with a known lab standard (i.e. surrogate, internal standards, etc.) for co-extracted analyses.

**D** - Concentration of analyte was quantified from diluted analysis. Flag only applies to field samples that have detectable concentrations of the analyte.

**E** - Concentration of analyte exceeds the range of the calibration curve and/or linear range of the instrument.

**F** - The ratio of quantifier ion response to qualifier ion response falls outside of the laboratory criteria. Results are considered to be an estimated maximum concentration.

**G** - The concentration may be biased high due to matrix interferences (i.e, co-elution) with non-target compound(s). The result should be considered estimated.

**H** - The analysis of pH was performed beyond the regulatory-required holding time of 15 minutes from the time of sample collection.

**I** - The lower value for the two columns has been reported due to obvious interference.

**J** - Estimated value. This represents an estimated concentration for Tentatively Identified Compounds (TICs).

**M** - Reporting Limit (RL) exceeds the MCP CAM Reporting Limit for this analyte.

*Report Format: Data Usability Report*

| | | | |
|---|---|---|---|
| **Project Name:** | PORT CHESTER | **Lab Number:** | L2232282 |
| **Project Number:** | 12166:6A | **Report Date:** | 06/27/22 |

***Data Qualifiers***

**ND** - Not detected at the reporting limit (RL) for the sample.

**NJ** - Presumptive evidence of compound. This represents an estimated concentration for Tentatively Identified Compounds (TICs), where the identification is based on a mass spectral library search.

**P** - The RPD between the results for the two columns exceeds the method-specified criteria.

**Q** - The quality control sample exceeds the associated acceptance criteria. For DOD-related projects, LCS and/or Continuing Calibration Standard exceedences are also qualified on all associated sample results. Note: This flag is not applicable for matrix spike recoveries when the sample concentration is greater than 4x the spike added or for batch duplicate RPD when the sample concentrations are less than 5x the RL. (Metals only.)

**R** - Analytical results are from sample re-analysis.

**RE** - Analytical results are from sample re-extraction.

**S** - Analytical results are from modified screening analysis.

**V** - The surrogate associated with this target analyte has a recovery outside the QC acceptance limits. (Applicable to MassDEP DW Compliance samples only.)

**Z** - The batch matrix spike and/or duplicate associated with this target analyte has a recovery/RPD outside the QC acceptance limits. (Applicable to MassDEP DW Compliance samples only.)

## REFERENCES

48 Compendium of Methods for the Determination of Toxic Organic Compounds in Ambient Air. Second Edition. EPA/625/R-96/010b, January 1999.

## LIMITATION OF LIABILITIES

Alpha Analytical performs services with reasonable care and diligence normal to the analytical testing laboratory industry. In the event of an error, the sole and exclusive responsibility of Alpha Analytical shall be to re-perform the work at it's own expense. In no event shall Alpha Analytical be held liable for any incidental, consequential or special damages, including but not limited to, damages in any way connected with the use of, interpretation of, information or analysis provided by Alpha Analytical.

We strongly urge our clients to comply with EPA protocol regarding sample volume, preservation, cooling, containers, sampling procedures, holding time and splitting of samples in the field.

# Certification Information

**The following analytes are not included in our Primary NELAP Scope of Accreditation:**

**Westborough Facility**
**EPA 624/624.1:** m/p-xylene, o-xylene, Naphthalene
**EPA 625/625.1:** alpha-Terpineol
**EPA 8260C/8260D:** NPW: 1,2,4,5-Tetramethylbenzene; 4-Ethyltoluene, Azobenzene; SCM: Iodomethane (methyl iodide), 1,2,4,5-Tetramethylbenzene; 4-Ethyltoluene.
**EPA 8270D/8270E:** NPW: Dimethylnaphthalene,1,4-Diphenylhydrazine, alpha-Terpineol; SCM: Dimethylnaphthalene,1,4-Diphenylhydrazine.
**SM4500**: NPW: Amenable Cyanide; SCM: Total Phosphorus, TKN, NO2, NO3.

**Mansfield Facility**
**SM 2540D:** TSS
**EPA 8082A:** NPW: PCB: 1, 5, 31, 87,101, 110, 141, 151, 153, 180, 183, 187.
**EPA TO-15:** Halothane, 2,4,4-Trimethyl-2-pentene, 2,4,4-Trimethyl-1-pentene, Thiophene, 2-Methylthiophene, 3-Methylthiophene, 2-Ethylthiophene, 1,2,3-Trimethylbenzene, Indan, Indene, 1,2,4,5-Tetramethylbenzene, Benzothiophene, 1-Methylnaphthalene.
**Biological Tissue Matrix:** EPA 3050B

**The following analytes are included in our Massachusetts DEP Scope of Accreditation**

**Westborough Facility:**

***Drinking Water***
**EPA 300.0**: Chloride, Nitrate-N, Fluoride, Sulfate; **EPA 353.2**: Nitrate-N, Nitrite-N; **SM4500NO3-F**: Nitrate-N, Nitrite-N; **SM4500F-C, SM4500CN-CE, EPA 180.1, SM2130B, SM4500Cl-D, SM2320B, SM2540C, SM4500H-B, SM4500NO2-B**
**EPA 332**: Perchlorate; **EPA 524.2:** THMs and VOCs; **EPA 504.1:** EDB, DBCP.
**Microbiology**: **SM9215B; SM9223-P/A, SM9223B-Colilert-QT,SM9222D**.

***Non-Potable Water***
**SM4500H,B, EPA 120.1, SM2510B, SM2540C, SM2320B, SM4500CL-E, SM4500F-BC, SM4500NH3-BH:** Ammonia-N and Kjeldahl-N, **EPA 350.1**: Ammonia-N, **LACHAT 10-107-06-1-B**: Ammonia-N, **EPA 351.1, SM4500NO3-F, EPA 353.2**: Nitrate-N, **SM4500P-E, SM4500P-B, E, SM4500SO4-E, SM5220D, EPA 410.4, SM5210B, SM5310C, SM4500CL-D, EPA 1664, EPA 420.1, SM4500-CN-CE, SM2540D, EPA 300: Chloride, Sulfate, Nitrate.**
**EPA 624.1**: Volatile Halocarbons & Aromatics,
**EPA 608.3**: Chlordane, Toxaphene, Aldrin, alpha-BHC, beta-BHC, gamma-BHC, delta-BHC, Dieldrin, DDD, DDE, DDT, Endosulfan I, Endosulfan II, Endosulfan sulfate, Endrin, Endrin Aldehyde, Heptachlor, Heptachlor Epoxide, PCBs
**EPA 625.1**: SVOC (Acid/Base/Neutral Extractables), **EPA 600/4-81-045**: PCB-Oil.
**Microbiology**: **SM9223B-Colilert-QT; Enterolert-QT, SM9221E, EPA 1600, EPA 1603, SM9222D.**

**Mansfield Facility:**

***Drinking Water***
**EPA 200.7:** Al, Ba, Cd, Cr, Cu, Fe, Mn, Ni, Na, Ag, Ca, Zn. **EPA 200.8:** Al, Sb, As, Ba, Be, Cd, Cr, Cu, Pb, Mn, Ni, Se, Ag, TL, Zn. **EPA 245.1** Hg.
**EPA 522, EPA 537.1.**

***Non-Potable Water***
**EPA 200.7:** Al, Sb, As, Be, Cd, Ca, Cr, Co, Cu, Fe, Pb, Mg, Mn, Mo, Ni, K, Se, Ag, Na, Sr, TL, Ti, V, Zn.
**EPA 200.8:** Al, Sb, As, Be, Cd, Cr, Cu, Fe, Pb, Mn, Ni, K, Se, Ag, Na, TL, Zn.
**EPA 245.1** Hg.
**SM2340B**

For a complete listing of analytes and methods, please contact your Alpha Project Manager.

# AIR ANALYSIS

ALPHA ANALYTICAL

**CHAIN OF CUSTODY**

PAGE 1 OF 1

320 Forbes Blvd, Mansfield, MA 02048
TEL: 508-822-9300 FAX: 508-822-3288

Date Rec'd in Lab: 6/16/22

ALPHA Job #: L2232282

**Client Information**

Client: SESI
Address: 12a Maple Ave
Pine Brook NJ
Phone: 973-808-9050
Fax:
Email: monica.norton@SESI.ORG
☐ These samples have been previously analyzed by Alpha

**Project Information**

Project Name: Port Chester
Project Location: New York
Project #: 12166:6
Project Manager: monica Norton
ALPHA Quote #:

**Turn-Around Time**

☒ Standard ☐ RUSH (only confirmed if pre-approved)

Date Due: Time:

**Report Information - Data Deliverables**

☐ FAX
☐ ADEx
Criteria Checker:
(Default based on Regulatory Criteria Indicated)
Other Formats:
☒ EMAIL (standard pdf report)
☐ Additional Deliverables:
Report to: (if different than Project Manager)

**Billing Information**

☐ Same as Client info PO #:

**Regulatory Requirements/Report Limits**

| State/Fed | Program | Res / Comm |
|---|---|---|
| | | |
| | | |
| | | |

Other Project Specific Requirements/Comments:

Project-Specific Target Compound List: ☐

**All Columns Below Must Be Filled Out**

| ALPHA Lab ID (Lab Use Only) | Sample ID | COLLECTION End Date | Start Time | End Time | Initial Vacuum | Final Vacuum | Sample Matrix* | Sampler's Initials | Can Size | ID Can | ID - Flow Controller | TO-15 | TO-15 SIM | APH Subtract Non-petroleum HCs ☐ | Fixed Gases | Sulfides & Mercaptans by TO-15 | Sample Comments (i.e. PID) |
|---|---|---|---|---|---|---|---|---|---|---|---|---|---|---|---|---|---|
| 32232-01 | SV-2 | 6-16-22 | 11:20 | 13:45 | -30.08 | -11.53 | SV | JRN | 2.7 | 3439 | 01520 | X | | | | | |
| 02 | IA-2 | | 11:20 | 13:44 | -29.87 | -1.74 | IA | | | 187 | 01793 | X | | | | | |
| 03 | SV-3 | | 11:48 | 13:51 | -29.93 | -5.00 | SV | | | 171 | 01384 | X | | | | | |
| 04 | SV-4 | | 11:30 | 13:50 | -30.33 | -6.18 | SV | | | 252 | 01824 | X | | | | | |
| 05 | SV-5 | | 13:23 | 15:30 | -30.8 | -5.5 | SV | | | 483 | 0973 | X | | | | | |
| 06 | IA-3 | | 13:24 | 15:29 | -29.53 | -4.61 | IA | | | 2371 | 01557 | X | | | | | |
| 07 | Ambient-1 | | 11:25 | 13:40 | -30.04 | -3.22 | AA | | | 3245 | 02123 | X | | | | | |

JRN

Actually 1340

*SAMPLE MATRIX CODES
AA = Ambient Air (Indoor/Outdoor)
SV = Soil Vapor/Landfill Gas/SVE
Other = Please Specify

Container Type: 2

| Relinquished By: | Date/Time | Received By: | Date/Time: |
|---|---|---|---|
| John [illegible] | 6-16-22 1840 | Ray Vogel | 6/16/22 1841 |
| Ray Vogel | 6/16/22 1900 | [illegible] | 6/16/22 1900 |

Please print clearly, legibly and completely. Samples can not be logged in and turnaround time clock will not start until any ambiguities are resolved. All samples submitted are subject to Alpha's Terms and Conditions. See reverse side.

# ANALYTICAL REPORT

| | |
|---|---|
| Lab Number: | L2232278 |
| Client: | Soils Engineering Services, Inc.<br>12A Maple Avenue<br>Pine Brook, NJ 07058 |
| ATTN: | Monica Norton |
| Phone: | (973) 808-9050 |
| Project Name: | PORT CHESTER |
| Project Number: | 12166:2B |
| Report Date: | 07/13/22 |



Certifications & Approvals: MA (M-MA086), NH NELAP (2064), CT (PH-0574), IL (200077), ME (MA00086), MD (348), NJ (MA935), NY (11148), NC (25700/666), PA (68-03671), RI (LAO00065), TX (T104704476), VT (VT-0935), VA (460195), USDA (Permit #P330-17-00196).

Eight Walkup Drive, Westborough, MA 01581-1019
508-898-9220 (Fax) 508-898-9193 800-624-9220 - www.alphalab.com

**Project Name:** PORT CHESTER
**Project Number:** 12166:2B

**Lab Number:** L2232278
**Report Date:** 07/13/22

| Alpha Sample ID | Client ID | Matrix | Sample Location | Collection Date/Time | Receive Date |
|---|---|---|---|---|---|
| L2232278-01 | SB-3-6.5 | SOIL | NEW YORK | 06/16/22 09:15 | 06/16/22 |
| L2232278-02 | SB-4-13.5 | SOIL | NEW YORK | 06/16/22 09:35 | 06/16/22 |
| L2232278-03 | SB-5-1.5 | SOIL | NEW YORK | 06/16/22 10:00 | 06/16/22 |
| L2232278-04 | SB-6-7.5 | SOIL | NEW YORK | 06/16/22 10:20 | 06/16/22 |
| L2232278-05 | SB-7-13 | SOIL | NEW YORK | 06/16/22 11:15 | 06/16/22 |
| L2232278-06 | SB-8-0.5 | SOIL | NEW YORK | 06/16/22 10:30 | 06/16/22 |
| L2232278-07 | SB-9-0.5 | SOIL | NEW YORK | 06/16/22 10:40 | 06/16/22 |
| L2232278-08 | SB-10-1.5 | SOIL | NEW YORK | 06/16/22 11:40 | 06/16/22 |
| L2232278-09 | SB-11-1.5 | SOIL | NEW YORK | 06/16/22 11:55 | 06/16/22 |
| L2232278-10 | SB-12-7.5 | SOIL | NEW YORK | 06/16/22 12:45 | 06/16/22 |
| L2232278-11 | SB-13-2.0 | SOIL | NEW YORK | 06/16/22 13:00 | 06/16/22 |
| L2232278-12 | SB-14-3.0 | SOIL | NEW YORK | 06/16/22 13:10 | 06/16/22 |
| L2232278-13 | SB-15-0.5 | SOIL | NEW YORK | 06/16/22 13:15 | 06/16/22 |
| L2232278-14 | TW-2 | WATER | NEW YORK | 06/16/22 10:10 | 06/16/22 |
| L2232278-15 | TW-3 | WATER | NEW YORK | 06/16/22 10:35 | 06/16/22 |
| L2232278-16 | TRIP BLANK | WATER | NEW YORK | 06/16/22 00:00 | 06/16/22 |
| L2232278-17 | NEW ROCHELLE | WATER | NEW YORK | 06/16/22 00:00 | 06/16/22 |
| L2232278-18 | FIELD BLANK | WATER | NEW YORK | 06/16/22 00:00 | 06/16/22 |

| | | | |
|---|---|---|---|
| **Project Name:** | PORT CHESTER | **Lab Number:** | L2232278 |
| **Project Number:** | 12166:2B | **Report Date:** | 07/13/22 |

## Case Narrative

The samples were received in accordance with the Chain of Custody and no significant deviations were encountered during the preparation or analysis unless otherwise noted. Sample Receipt, Container Information, and the Chain of Custody are located at the back of the report.

Results contained within this report relate only to the samples submitted under this Alpha Lab Number and meet NELAP requirements for all NELAP accredited parameters unless otherwise noted in the following narrative. The data presented in this report is organized by parameter (i.e. VOC, SVOC, etc.). Sample specific Quality Control data (i.e. Surrogate Spike Recovery) is reported at the end of the target analyte list for each individual sample, followed by the Laboratory Batch Quality Control at the end of each parameter. Tentatively Identified Compounds (TICs), if requested, are reported for compounds identified to be present and are not part of the method/program Target Compound List, even if only a subset of the TCL are being reported. If a sample was re-analyzed or re-extracted due to a required quality control corrective action and if both sets of data are reported, the Laboratory ID of the re-analysis or re-extraction is designated with an "R" or "RE", respectively.

When multiple Batch Quality Control elements are reported (e.g. more than one LCS), the associated samples for each element are noted in the grey shaded header line of each data table. Any Laboratory Batch, Sample Specific % recovery or RPD value that is outside the listed Acceptance Criteria is bolded in the report. In reference to questions H (CAM) or 4 (RCP) when "NO" is checked, the performance criteria for CAM and RCP methods allow for some quality control failures to occur and still be within method compliance. In these instances, the specific failure is not narrated but noted in the associated QC Outlier Summary Report, located directly after the Case Narrative. QC information is also incorporated in the Data Usability Assessment table (Format 11) of our Data Merger tool, where it can be reviewed in conjunction with the sample result, associated regulatory criteria and any associated data usability implications.

Soil/sediments, solids and tissues are reported on a dry weight basis unless otherwise noted. Definitions of all data qualifiers and acronyms used in this report are provided in the Glossary located at the back of the report.

HOLD POLICY - For samples submitted on hold, Alpha's policy is to hold samples (with the exception of Air canisters) free of charge for 21 calendar days from the date the project is completed. After 21 calendar days, we will dispose of all samples submitted including those put on hold unless you have contacted your Alpha Project Manager and made arrangements for Alpha to continue to hold the samples. Air canisters will be disposed after 3 business days from the date the project is completed.

Please contact Project Management at 800-624-9220 with any questions.

| | | | |
|---|---|---|---|
| **Project Name:** | PORT CHESTER | **Lab Number:** | L2232278 |
| **Project Number:** | 12166:2B | **Report Date:** | 07/13/22 |

**Case Narrative (continued)**

Report Submission

July 13, 2022: This final report includes the results of all requested analyses.

July 05, 2022: This is a preliminary report.

All non-detect (ND) or estimated concentrations (J-qualified) have been quantitated to the limit noted in the MDL column.

Sample Receipt

L2232278-08: The sample containers for Volatile Organics were received empty. An aliquot was taken from an unpreserved container and preserved appropriately.

L2232278-17: A sample identified as "NEW ROCHELLE" was received, but not listed on the Chain of Custody. At the client's request, this sample was not analyzed.

L2232278-18: A sample identified as "FIELD BLANK" was received, but not listed on the Chain of Custody. At the client's request, this sample was not analyzed.

Volatile Organics

L2232278-02: The surrogate recovery is outside the acceptance criteria for 4-bromofluorobenzene (171%); however, the sample was not re-analyzed due to coelution with an obvious interference. A copy of the chromatogram is included as an attachment to this report.

Semivolatile Organics

L2232278-01D and -08D: The sample has elevated detection limits due to the dilution required by the sample matrix.

L2232278-15: The surrogate recoveries were outside the acceptance criteria for 2-fluorophenol (2%) and phenol-d6 (1%); however, the criteria were achieved upon re-extraction outside of holding time. The results of both extractions are reported; however, all associated compounds are considered to have a potential bias.

The WG1653499-1 Method Blank, associated with L2232278-14, has TIC(s) detected. The results are

**Case Narrative (continued)**

qualified with a "B" for any associated samples that have detections of the same TIC(s).
The WG1656591-1 Method Blank, associated with L2232278-15 and -15RE, has TIC(s) detected. The results are qualified with a "B" for any associated samples that have detections of the same TIC(s).
The WG1653116-2/-3 LCS/LCSD recoveries, associated with L2232278-01D, -02, -04 through -07, and -09 through -13, are below the acceptance criteria for benzoic acid (0%/0%); however, it has been identified as a "difficult" analyte. The results of the associated samples are reported.
The WG1656591-2 LCS recovery, associated with L2232278-15 and -15RE, is below the acceptance criteria for benzoic acid (0%); however, it has been identified as a "difficult" analyte. The results of the associated samples are reported.

Semivolatile Organics by SIM
L2232278-14D: The sample has elevated detection limits due to the dilution required by the sample matrix.
2232278-15D: The sample has a concentration above the reporting limit for Acenaphthene, Fluoranthene, Naphthalene, Benzo(a)anthracene, Benzo(a)pyrene, Benzo(b)fluoranthene, Benzo(k)fluoranthene, Chrysene, Anthracene, Benzo(ghi)perylene, Fluorene, Dibenzo(a,h)anthracene, Indeno(1,2,3-cd)pyrene, and Pyrene; however, the sample was re-extracted with the method required holding time exceeded and was determined to be non-detect. The results of both extractions are reported.
L2232278-15D: The surrogate recoveries were outside the acceptance criteria for 2-fluorophenol (2%) and phenol-d6 (2%); however, the criteria were achieved upon re-extraction outside of holding time. The results of both extractions are reported; however, all associated compounds are considered to have a potential bias.

Perfluorinated Alkyl Acids by Isotope Dilution
L2232278-14 and -15: The sample was centrifuged and decanted prior to extraction due to sample matrix.
L2232278-14 and WG1654783-2: Extracted Internal Standard recoveries were outside the acceptance criteria for individual analytes. Please refer to the surrogate section of the report for details.
The WG1654783-2 LCS recoveries, associated with L2232278-14 and -15, are above the acceptance criteria for perfluorononanesulfonic acid (pfns) (152%), perfluorodecanesulfonic acid (pfds) (167%),

| | | | |
|---|---|---|---|
| **Project Name:** | PORT CHESTER | **Lab Number:** | L2232278 |
| **Project Number:** | 12166:2B | **Report Date:** | 07/13/22 |

**Case Narrative (continued)**

perfluorotridecanoic acid (pftrda) (171%), and perfluorotetradecanoic acid (pfta) (206%); however, the associated samples are non-detect to the RL for these target analytes. The results of the original analysis are reported.

Total Metals

L2232278-01 through -13: The sample has elevated detection limits for all elements, with the exception of mercury, due to the dilution required by matrix interferences encountered during analysis.

L2232278-14: The sample has elevated detection limits for all elements, with the exception of mercury, due to the dilution required by the sample matrix.

Cyanide, Total

The WG1656083-2 LCS recovery for cyanide, total (53%), associated with L2232278-06 through -08, is outside our in-house acceptance criteria, but within the vendor-certified acceptance limits. The results of the original analyses are reported. The WG1656083-2/-3 LCS/LCSD RPD is above the acceptance criteria for cyanide, total (57%).

The WG1656084-2 LCS recovery for cyanide, total (53%), associated with L2232278-09, is outside our in-house acceptance criteria, but within the vendor-certified acceptance limits. The results of the original analyses are reported. The WG1656084-2/-3 LCS/LCSD RPD is above the acceptance criteria for cyanide, total (57%).

The WG1656310-2/-3 LCS/LCSD recoveries for cyanide, total (71%/78%), associated with L2232278-10 through -13, are outside our in-house acceptance criteria, but within the vendor-certified acceptance limits. The results of the original analyses are reported.

I, the undersigned, attest under the pains and penalties of perjury that, to the best of my knowledge and belief and based upon my personal inquiry of those responsible for providing the information contained in this analytical report, such information is accurate and complete. This certificate of analysis is not complete unless this page accompanies any and all pages of this report.

Authorized Signature: Cristin Walker

Title: Technical Director/Representative

Date: 07/13/22

# ORGANICS

# VOLATILES

**Project Name:** PORT CHESTER
**Project Number:** 12166:2B

**Lab Number:** L2232278
**Report Date:** 07/13/22

## SAMPLE RESULTS

Lab ID: L2232278-01
Client ID: SB-3-6.5
Sample Location: NEW YORK

Date Collected: 06/16/22 09:15
Date Received: 06/16/22
Field Prep: Not Specified

Sample Depth:
Matrix: Soil
Analytical Method: 1,8260C
Analytical Date: 06/28/22 13:35
Analyst: AJK
Percent Solids: 90%

| Parameter | Result | Qualifier | Units | RL | MDL | Dilution Factor |
|---|---|---|---|---|---|---|
| **Volatile Organics by EPA 5035 Low - Westborough Lab** | | | | | | |
| Methylene chloride | ND | | ug/kg | 5.0 | 2.3 | 1 |
| 1,1-Dichloroethane | ND | | ug/kg | 0.99 | 0.14 | 1 |
| Chloroform | ND | | ug/kg | 1.5 | 0.14 | 1 |
| Carbon tetrachloride | ND | | ug/kg | 0.99 | 0.23 | 1 |
| 1,2-Dichloropropane | ND | | ug/kg | 0.99 | 0.12 | 1 |
| Dibromochloromethane | ND | | ug/kg | 0.99 | 0.14 | 1 |
| 1,1,2-Trichloroethane | ND | | ug/kg | 0.99 | 0.26 | 1 |
| Tetrachloroethene | ND | | ug/kg | 0.50 | 0.19 | 1 |
| Chlorobenzene | ND | | ug/kg | 0.50 | 0.12 | 1 |
| Trichlorofluoromethane | ND | | ug/kg | 4.0 | 0.69 | 1 |
| 1,2-Dichloroethane | ND | | ug/kg | 0.99 | 0.25 | 1 |
| 1,1,1-Trichloroethane | ND | | ug/kg | 0.50 | 0.16 | 1 |
| Bromodichloromethane | ND | | ug/kg | 0.50 | 0.11 | 1 |
| trans-1,3-Dichloropropene | ND | | ug/kg | 0.99 | 0.27 | 1 |
| cis-1,3-Dichloropropene | ND | | ug/kg | 0.50 | 0.16 | 1 |
| 1,3-Dichloropropene, Total | ND | | ug/kg | 0.50 | 0.16 | 1 |
| 1,1-Dichloropropene | ND | | ug/kg | 0.50 | 0.16 | 1 |
| Bromoform | ND | | ug/kg | 4.0 | 0.24 | 1 |
| 1,1,2,2-Tetrachloroethane | ND | | ug/kg | 0.50 | 0.16 | 1 |
| Benzene | ND | | ug/kg | 0.50 | 0.16 | 1 |
| Toluene | ND | | ug/kg | 0.99 | 0.54 | 1 |
| Ethylbenzene | ND | | ug/kg | 0.99 | 0.14 | 1 |
| Chloromethane | ND | | ug/kg | 4.0 | 0.92 | 1 |
| Bromomethane | ND | | ug/kg | 2.0 | 0.58 | 1 |
| Vinyl chloride | ND | | ug/kg | 0.99 | 0.33 | 1 |
| Chloroethane | ND | | ug/kg | 2.0 | 0.45 | 1 |
| 1,1-Dichloroethene | ND | | ug/kg | 0.99 | 0.24 | 1 |
| trans-1,2-Dichloroethene | ND | | ug/kg | 1.5 | 0.14 | 1 |

**Project Name:** PORT CHESTER **Lab Number:** L2232278

**Project Number:** 12166:2B **Report Date:** 07/13/22

## SAMPLE RESULTS

Lab ID: L2232278-01 Date Collected: 06/16/22 09:15

Client ID: SB-3-6.5 Date Received: 06/16/22

Sample Location: NEW YORK Field Prep: Not Specified

Sample Depth:

| Parameter | Result | Qualifier | Units | RL | MDL | Dilution Factor |
|---|---|---|---|---|---|---|
| Volatile Organics by EPA 5035 Low - Westborough Lab | | | | | | |
| Trichloroethene | ND | | ug/kg | 0.50 | 0.14 | 1 |
| 1,2-Dichlorobenzene | ND | | ug/kg | 2.0 | 0.14 | 1 |
| 1,3-Dichlorobenzene | ND | | ug/kg | 2.0 | 0.15 | 1 |
| 1,4-Dichlorobenzene | ND | | ug/kg | 2.0 | 0.17 | 1 |
| Methyl tert butyl ether | ND | | ug/kg | 2.0 | 0.20 | 1 |
| p/m-Xylene | ND | | ug/kg | 2.0 | 0.56 | 1 |
| o-Xylene | ND | | ug/kg | 0.99 | 0.29 | 1 |
| Xylenes, Total | ND | | ug/kg | 0.99 | 0.29 | 1 |
| cis-1,2-Dichloroethene | ND | | ug/kg | 0.99 | 0.17 | 1 |
| 1,2-Dichloroethene, Total | ND | | ug/kg | 0.99 | 0.14 | 1 |
| Dibromomethane | ND | | ug/kg | 2.0 | 0.24 | 1 |
| Styrene | ND | | ug/kg | 0.99 | 0.19 | 1 |
| Dichlorodifluoromethane | ND | | ug/kg | 9.9 | 0.91 | 1 |
| Acetone | ND | | ug/kg | 9.9 | 4.8 | 1 |
| Carbon disulfide | ND | | ug/kg | 9.9 | 4.5 | 1 |
| 2-Butanone | ND | | ug/kg | 9.9 | 2.2 | 1 |
| Vinyl acetate | ND | | ug/kg | 9.9 | 2.1 | 1 |
| 4-Methyl-2-pentanone | ND | | ug/kg | 9.9 | 1.3 | 1 |
| 1,2,3-Trichloropropane | ND | | ug/kg | 2.0 | 0.12 | 1 |
| 2-Hexanone | ND | | ug/kg | 9.9 | 1.2 | 1 |
| Bromochloromethane | ND | | ug/kg | 2.0 | 0.20 | 1 |
| 2,2-Dichloropropane | ND | | ug/kg | 2.0 | 0.20 | 1 |
| 1,2-Dibromoethane | ND | | ug/kg | 0.99 | 0.28 | 1 |
| 1,3-Dichloropropane | ND | | ug/kg | 2.0 | 0.16 | 1 |
| 1,1,1,2-Tetrachloroethane | ND | | ug/kg | 0.50 | 0.13 | 1 |
| Bromobenzene | ND | | ug/kg | 2.0 | 0.14 | 1 |
| n-Butylbenzene | ND | | ug/kg | 0.99 | 0.16 | 1 |
| sec-Butylbenzene | ND | | ug/kg | 0.99 | 0.14 | 1 |
| tert-Butylbenzene | ND | | ug/kg | 2.0 | 0.12 | 1 |
| o-Chlorotoluene | ND | | ug/kg | 2.0 | 0.19 | 1 |
| p-Chlorotoluene | ND | | ug/kg | 2.0 | 0.11 | 1 |
| 1,2-Dibromo-3-chloropropane | ND | | ug/kg | 3.0 | 0.99 | 1 |
| Hexachlorobutadiene | ND | | ug/kg | 4.0 | 0.17 | 1 |
| Isopropylbenzene | ND | | ug/kg | 0.99 | 0.11 | 1 |
| p-Isopropyltoluene | ND | | ug/kg | 0.99 | 0.11 | 1 |
| Naphthalene | ND | | ug/kg | 4.0 | 0.64 | 1 |
| Acrylonitrile | ND | | ug/kg | 4.0 | 1.1 | 1 |

**Project Name:** PORT CHESTER **Lab Number:** L2232278

**Project Number:** 12166:2B **Report Date:** 07/13/22

## SAMPLE RESULTS

Lab ID: L2232278-01 Date Collected: 06/16/22 09:15

Client ID: SB-3-6.5 Date Received: 06/16/22

Sample Location: NEW YORK Field Prep: Not Specified

Sample Depth:

| Parameter | Result | Qualifier | Units | RL | MDL | Dilution Factor |
|---|---|---|---|---|---|---|
| **Volatile Organics by EPA 5035 Low - Westborough Lab** | | | | | | |
| n-Propylbenzene | ND | | ug/kg | 0.99 | 0.17 | 1 |
| 1,2,3-Trichlorobenzene | ND | | ug/kg | 2.0 | 0.32 | 1 |
| 1,2,4-Trichlorobenzene | ND | | ug/kg | 2.0 | 0.27 | 1 |
| 1,3,5-Trimethylbenzene | ND | | ug/kg | 2.0 | 0.19 | 1 |
| 1,2,4-Trimethylbenzene | ND | | ug/kg | 2.0 | 0.33 | 1 |
| 1,4-Dioxane | ND | | ug/kg | 79 | 35. | 1 |
| p-Diethylbenzene | ND | | ug/kg | 2.0 | 0.18 | 1 |
| p-Ethyltoluene | ND | | ug/kg | 2.0 | 0.38 | 1 |
| 1,2,4,5-Tetramethylbenzene | ND | | ug/kg | 2.0 | 0.19 | 1 |
| Ethyl ether | ND | | ug/kg | 2.0 | 0.34 | 1 |
| trans-1,4-Dichloro-2-butene | ND | | ug/kg | 5.0 | 1.4 | 1 |

Tentatively Identified Compounds

| | | | |
|---|---|---|---|
| No Tentatively Identified Compounds | ND | ug/kg | 1 |

| Surrogate | % Recovery | Qualifier | Acceptance Criteria |
|---|---|---|---|
| 1,2-Dichloroethane-d4 | 108 | | 70-130 |
| Toluene-d8 | 95 | | 70-130 |
| 4-Bromofluorobenzene | 105 | | 70-130 |
| Dibromofluoromethane | 101 | | 70-130 |

**Project Name:** PORT CHESTER
**Project Number:** 12166:2B
**Lab Number:** L2232278
**Report Date:** 07/13/22

## SAMPLE RESULTS

Lab ID: L2232278-02
Client ID: SB-4-13.5
Sample Location: NEW YORK

Date Collected: 06/16/22 09:35
Date Received: 06/16/22
Field Prep: Not Specified

Sample Depth:
Matrix: Soil
Analytical Method: 1,8260C
Analytical Date: 06/29/22 03:08
Analyst: JC
Percent Solids: 79%

| Parameter | Result | Qualifier | Units | RL | MDL | Dilution Factor |
|---|---|---|---|---|---|---|
| **Volatile Organics by EPA 5035 Low - Westborough Lab** | | | | | | |
| Methylene chloride | ND | | ug/kg | 4.9 | 2.2 | 1 |
| 1,1-Dichloroethane | ND | | ug/kg | 0.98 | 0.14 | 1 |
| Chloroform | ND | | ug/kg | 1.5 | 0.14 | 1 |
| Carbon tetrachloride | ND | | ug/kg | 0.98 | 0.22 | 1 |
| 1,2-Dichloropropane | ND | | ug/kg | 0.98 | 0.12 | 1 |
| Dibromochloromethane | ND | | ug/kg | 0.98 | 0.14 | 1 |
| 1,1,2-Trichloroethane | ND | | ug/kg | 0.98 | 0.26 | 1 |
| Tetrachloroethene | ND | | ug/kg | 0.49 | 0.19 | 1 |
| Chlorobenzene | ND | | ug/kg | 0.49 | 0.12 | 1 |
| Trichlorofluoromethane | ND | | ug/kg | 3.9 | 0.68 | 1 |
| 1,2-Dichloroethane | ND | | ug/kg | 0.98 | 0.25 | 1 |
| 1,1,1-Trichloroethane | ND | | ug/kg | 0.49 | 0.16 | 1 |
| Bromodichloromethane | ND | | ug/kg | 0.49 | 0.11 | 1 |
| trans-1,3-Dichloropropene | ND | | ug/kg | 0.98 | 0.27 | 1 |
| cis-1,3-Dichloropropene | ND | | ug/kg | 0.49 | 0.15 | 1 |
| 1,3-Dichloropropene, Total | ND | | ug/kg | 0.49 | 0.15 | 1 |
| 1,1-Dichloropropene | ND | | ug/kg | 0.49 | 0.16 | 1 |
| Bromoform | ND | | ug/kg | 3.9 | 0.24 | 1 |
| 1,1,2,2-Tetrachloroethane | ND | | ug/kg | 0.49 | 0.16 | 1 |
| Benzene | ND | | ug/kg | 0.49 | 0.16 | 1 |
| Toluene | ND | | ug/kg | 0.98 | 0.53 | 1 |
| Ethylbenzene | ND | | ug/kg | 0.98 | 0.14 | 1 |
| Chloromethane | ND | | ug/kg | 3.9 | 0.91 | 1 |
| Bromomethane | ND | | ug/kg | 2.0 | 0.57 | 1 |
| Vinyl chloride | ND | | ug/kg | 0.98 | 0.33 | 1 |
| Chloroethane | ND | | ug/kg | 2.0 | 0.44 | 1 |
| 1,1-Dichloroethene | ND | | ug/kg | 0.98 | 0.23 | 1 |
| trans-1,2-Dichloroethene | ND | | ug/kg | 1.5 | 0.13 | 1 |

**Project Name:** PORT CHESTER **Lab Number:** L2232278

**Project Number:** 12166:2B **Report Date:** 07/13/22

## SAMPLE RESULTS

Lab ID: L2232278-02 Date Collected: 06/16/22 09:35

Client ID: SB-4-13.5 Date Received: 06/16/22

Sample Location: NEW YORK Field Prep: Not Specified

Sample Depth:

| Parameter | Result | Qualifier | Units | RL | MDL | Dilution Factor |
|---|---|---|---|---|---|---|
| Volatile Organics by EPA 5035 Low - Westborough Lab | | | | | | |
| Trichloroethene | ND | | ug/kg | 0.49 | 0.13 | 1 |
| 1,2-Dichlorobenzene | 2.5 | | ug/kg | 2.0 | 0.14 | 1 |
| 1,3-Dichlorobenzene | ND | | ug/kg | 2.0 | 0.14 | 1 |
| 1,4-Dichlorobenzene | 0.29 | J | ug/kg | 2.0 | 0.17 | 1 |
| Methyl tert butyl ether | ND | | ug/kg | 2.0 | 0.20 | 1 |
| p/m-Xylene | ND | | ug/kg | 2.0 | 0.55 | 1 |
| o-Xylene | ND | | ug/kg | 0.98 | 0.28 | 1 |
| Xylenes, Total | ND | | ug/kg | 0.98 | 0.28 | 1 |
| cis-1,2-Dichloroethene | ND | | ug/kg | 0.98 | 0.17 | 1 |
| 1,2-Dichloroethene, Total | ND | | ug/kg | 0.98 | 0.13 | 1 |
| Dibromomethane | ND | | ug/kg | 2.0 | 0.23 | 1 |
| Styrene | ND | | ug/kg | 0.98 | 0.19 | 1 |
| Dichlorodifluoromethane | ND | | ug/kg | 9.8 | 0.90 | 1 |
| Acetone | 20 | | ug/kg | 9.8 | 4.7 | 1 |
| Carbon disulfide | ND | | ug/kg | 9.8 | 4.4 | 1 |
| 2-Butanone | 3.1 | J | ug/kg | 9.8 | 2.2 | 1 |
| Vinyl acetate | ND | | ug/kg | 9.8 | 2.1 | 1 |
| 4-Methyl-2-pentanone | ND | | ug/kg | 9.8 | 1.2 | 1 |
| 1,2,3-Trichloropropane | ND | | ug/kg | 2.0 | 0.12 | 1 |
| 2-Hexanone | ND | | ug/kg | 9.8 | 1.2 | 1 |
| Bromochloromethane | ND | | ug/kg | 2.0 | 0.20 | 1 |
| 2,2-Dichloropropane | ND | | ug/kg | 2.0 | 0.20 | 1 |
| 1,2-Dibromoethane | ND | | ug/kg | 0.98 | 0.27 | 1 |
| 1,3-Dichloropropane | ND | | ug/kg | 2.0 | 0.16 | 1 |
| 1,1,1,2-Tetrachloroethane | ND | | ug/kg | 0.49 | 0.13 | 1 |
| Bromobenzene | ND | | ug/kg | 2.0 | 0.14 | 1 |
| n-Butylbenzene | 3.4 | | ug/kg | 0.98 | 0.16 | 1 |
| sec-Butylbenzene | 4.0 | | ug/kg | 0.98 | 0.14 | 1 |
| tert-Butylbenzene | ND | | ug/kg | 2.0 | 0.12 | 1 |
| o-Chlorotoluene | ND | | ug/kg | 2.0 | 0.19 | 1 |
| p-Chlorotoluene | ND | | ug/kg | 2.0 | 0.10 | 1 |
| 1,2-Dibromo-3-chloropropane | ND | | ug/kg | 2.9 | 0.98 | 1 |
| Hexachlorobutadiene | ND | | ug/kg | 3.9 | 0.16 | 1 |
| Isopropylbenzene | 0.38 | J | ug/kg | 0.98 | 0.11 | 1 |
| p-Isopropyltoluene | ND | | ug/kg | 0.98 | 0.11 | 1 |
| Naphthalene | ND | | ug/kg | 3.9 | 0.64 | 1 |
| Acrylonitrile | ND | | ug/kg | 3.9 | 1.1 | 1 |

**Project Name:** PORT CHESTER **Lab Number:** L2232278

**Project Number:** 12166:2B **Report Date:** 07/13/22

## SAMPLE RESULTS

Lab ID: L2232278-02 Date Collected: 06/16/22 09:35

Client ID: SB-4-13.5 Date Received: 06/16/22

Sample Location: NEW YORK Field Prep: Not Specified

Sample Depth:

| Parameter | Result | Qualifier | Units | RL | MDL | Dilution Factor |
|---|---|---|---|---|---|---|
| **Volatile Organics by EPA 5035 Low - Westborough Lab** | | | | | | |
| n-Propylbenzene | ND | | ug/kg | 0.98 | 0.17 | 1 |
| 1,2,3-Trichlorobenzene | ND | | ug/kg | 2.0 | 0.32 | 1 |
| 1,2,4-Trichlorobenzene | ND | | ug/kg | 2.0 | 0.27 | 1 |
| 1,3,5-Trimethylbenzene | ND | | ug/kg | 2.0 | 0.19 | 1 |
| 1,2,4-Trimethylbenzene | ND | | ug/kg | 2.0 | 0.33 | 1 |
| 1,4-Dioxane | ND | | ug/kg | 78 | 34. | 1 |
| p-Diethylbenzene | 5.4 | | ug/kg | 2.0 | 0.17 | 1 |
| p-Ethyltoluene | ND | | ug/kg | 2.0 | 0.38 | 1 |
| 1,2,4,5-Tetramethylbenzene | ND | | ug/kg | 2.0 | 0.19 | 1 |
| Ethyl ether | ND | | ug/kg | 2.0 | 0.33 | 1 |
| trans-1,4-Dichloro-2-butene | ND | | ug/kg | 4.9 | 1.4 | 1 |

| Tentatively Identified Compounds | | | | |
|---|---|---|---|---|
| Total TIC Compounds | 827 | J | ug/kg | 1 |
| Unknown Benzene | 28.0 | J | ug/kg | 1 |
| Unknown Aromatic | 73.2 | J | ug/kg | 1 |
| Unknown Alkane | 83.5 | J | ug/kg | 1 |
| Unknown | 59.6 | J | ug/kg | 1 |
| Unknown Alkane | 41.2 | J | ug/kg | 1 |
| Unknown Alkane | 72.5 | J | ug/kg | 1 |
| Decane, 3,7-dimethyl- | 72.2 | NJ | ug/kg | 1 |
| Octane, 2,6-dimethyl- | 37.4 | NJ | ug/kg | 1 |
| Unknown | 44.6 | J | ug/kg | 1 |
| Unknown Alkane | 32.8 | J | ug/kg | 1 |
| Unknown | 42.7 | J | ug/kg | 1 |
| Unknown Naphthalene | 52.0 | J | ug/kg | 1 |
| Undecane, 3-methyl- | 51.4 | NJ | ug/kg | 1 |
| Unknown | 66.0 | J | ug/kg | 1 |
| Unknown Alkane | 69.9 | J | ug/kg | 1 |

**Project Name:** PORT CHESTER **Lab Number:** L2232278

**Project Number:** 12166:2B **Report Date:** 07/13/22

## SAMPLE RESULTS

Lab ID: L2232278-02 Date Collected: 06/16/22 09:35

Client ID: SB-4-13.5 Date Received: 06/16/22

Sample Location: NEW YORK Field Prep: Not Specified

Sample Depth:

| Parameter | Result | Qualifier | Units | RL | MDL | Dilution Factor |
|---|---|---|---|---|---|---|

Volatile Organics by EPA 5035 Low - Westborough Lab

| Surrogate | % Recovery | Qualifier | Acceptance Criteria |
|---|---|---|---|
| 1,2-Dichloroethane-d4 | 115 | | 70-130 |
| Toluene-d8 | 99 | | 70-130 |
| 4-Bromofluorobenzene | **171** | Q | 70-130 |
| Dibromofluoromethane | 98 | | 70-130 |

**Project Name:** PORT CHESTER
**Project Number:** 12166:2B

**Lab Number:** L2232278
**Report Date:** 07/13/22

## SAMPLE RESULTS

Lab ID: L2232278-03
Client ID: SB-5-1.5
Sample Location: NEW YORK

Date Collected: 06/16/22 10:00
Date Received: 06/16/22
Field Prep: Not Specified

Sample Depth:
Matrix: Soil
Analytical Method: 1,8260C
Analytical Date: 06/28/22 14:27
Analyst: AJK
Percent Solids: 92%

| Parameter | Result | Qualifier | Units | RL | MDL | Dilution Factor |
|---|---|---|---|---|---|---|
| **Volatile Organics by EPA 5035 Low - Westborough Lab** | | | | | | |
| Methylene chloride | ND | | ug/kg | 4.8 | 2.2 | 1 |
| 1,1-Dichloroethane | ND | | ug/kg | 0.95 | 0.14 | 1 |
| Chloroform | ND | | ug/kg | 1.4 | 0.13 | 1 |
| Carbon tetrachloride | ND | | ug/kg | 0.95 | 0.22 | 1 |
| 1,2-Dichloropropane | ND | | ug/kg | 0.95 | 0.12 | 1 |
| Dibromochloromethane | ND | | ug/kg | 0.95 | 0.13 | 1 |
| 1,1,2-Trichloroethane | ND | | ug/kg | 0.95 | 0.25 | 1 |
| Tetrachloroethene | ND | | ug/kg | 0.48 | 0.19 | 1 |
| Chlorobenzene | ND | | ug/kg | 0.48 | 0.12 | 1 |
| Trichlorofluoromethane | ND | | ug/kg | 3.8 | 0.66 | 1 |
| 1,2-Dichloroethane | ND | | ug/kg | 0.95 | 0.24 | 1 |
| 1,1,1-Trichloroethane | ND | | ug/kg | 0.48 | 0.16 | 1 |
| Bromodichloromethane | ND | | ug/kg | 0.48 | 0.10 | 1 |
| trans-1,3-Dichloropropene | ND | | ug/kg | 0.95 | 0.26 | 1 |
| cis-1,3-Dichloropropene | ND | | ug/kg | 0.48 | 0.15 | 1 |
| 1,3-Dichloropropene, Total | ND | | ug/kg | 0.48 | 0.15 | 1 |
| 1,1-Dichloropropene | ND | | ug/kg | 0.48 | 0.15 | 1 |
| Bromoform | ND | | ug/kg | 3.8 | 0.23 | 1 |
| 1,1,2,2-Tetrachloroethane | ND | | ug/kg | 0.48 | 0.16 | 1 |
| Benzene | ND | | ug/kg | 0.48 | 0.16 | 1 |
| Toluene | ND | | ug/kg | 0.95 | 0.52 | 1 |
| Ethylbenzene | ND | | ug/kg | 0.95 | 0.13 | 1 |
| Chloromethane | ND | | ug/kg | 3.8 | 0.89 | 1 |
| Bromomethane | ND | | ug/kg | 1.9 | 0.55 | 1 |
| Vinyl chloride | ND | | ug/kg | 0.95 | 0.32 | 1 |
| Chloroethane | ND | | ug/kg | 1.9 | 0.43 | 1 |
| 1,1-Dichloroethene | ND | | ug/kg | 0.95 | 0.23 | 1 |
| trans-1,2-Dichloroethene | ND | | ug/kg | 1.4 | 0.13 | 1 |

**Project Name:** PORT CHESTER **Lab Number:** L2232278

**Project Number:** 12166:2B **Report Date:** 07/13/22

## SAMPLE RESULTS

Lab ID: L2232278-03 Date Collected: 06/16/22 10:00

Client ID: SB-5-1.5 Date Received: 06/16/22

Sample Location: NEW YORK Field Prep: Not Specified

Sample Depth:

| Parameter | Result | Qualifier | Units | RL | MDL | Dilution Factor |
|---|---|---|---|---|---|---|
| Volatile Organics by EPA 5035 Low - Westborough Lab | | | | | | |
| Trichloroethene | ND | | ug/kg | 0.48 | 0.13 | 1 |
| 1,2-Dichlorobenzene | ND | | ug/kg | 1.9 | 0.14 | 1 |
| 1,3-Dichlorobenzene | ND | | ug/kg | 1.9 | 0.14 | 1 |
| 1,4-Dichlorobenzene | ND | | ug/kg | 1.9 | 0.16 | 1 |
| Methyl tert butyl ether | ND | | ug/kg | 1.9 | 0.19 | 1 |
| p/m-Xylene | ND | | ug/kg | 1.9 | 0.53 | 1 |
| o-Xylene | ND | | ug/kg | 0.95 | 0.28 | 1 |
| Xylenes, Total | ND | | ug/kg | 0.95 | 0.28 | 1 |
| cis-1,2-Dichloroethene | ND | | ug/kg | 0.95 | 0.17 | 1 |
| 1,2-Dichloroethene, Total | ND | | ug/kg | 0.95 | 0.13 | 1 |
| Dibromomethane | ND | | ug/kg | 1.9 | 0.23 | 1 |
| Styrene | ND | | ug/kg | 0.95 | 0.19 | 1 |
| Dichlorodifluoromethane | ND | | ug/kg | 9.5 | 0.87 | 1 |
| Acetone | ND | | ug/kg | 9.5 | 4.6 | 1 |
| Carbon disulfide | ND | | ug/kg | 9.5 | 4.3 | 1 |
| 2-Butanone | ND | | ug/kg | 9.5 | 2.1 | 1 |
| Vinyl acetate | ND | | ug/kg | 9.5 | 2.0 | 1 |
| 4-Methyl-2-pentanone | ND | | ug/kg | 9.5 | 1.2 | 1 |
| 1,2,3-Trichloropropane | ND | | ug/kg | 1.9 | 0.12 | 1 |
| 2-Hexanone | ND | | ug/kg | 9.5 | 1.1 | 1 |
| Bromochloromethane | ND | | ug/kg | 1.9 | 0.19 | 1 |
| 2,2-Dichloropropane | ND | | ug/kg | 1.9 | 0.19 | 1 |
| 1,2-Dibromoethane | ND | | ug/kg | 0.95 | 0.26 | 1 |
| 1,3-Dichloropropane | ND | | ug/kg | 1.9 | 0.16 | 1 |
| 1,1,1,2-Tetrachloroethane | ND | | ug/kg | 0.48 | 0.12 | 1 |
| Bromobenzene | ND | | ug/kg | 1.9 | 0.14 | 1 |
| n-Butylbenzene | ND | | ug/kg | 0.95 | 0.16 | 1 |
| sec-Butylbenzene | ND | | ug/kg | 0.95 | 0.14 | 1 |
| tert-Butylbenzene | ND | | ug/kg | 1.9 | 0.11 | 1 |
| o-Chlorotoluene | ND | | ug/kg | 1.9 | 0.18 | 1 |
| p-Chlorotoluene | ND | | ug/kg | 1.9 | 0.10 | 1 |
| 1,2-Dibromo-3-chloropropane | ND | | ug/kg | 2.8 | 0.95 | 1 |
| Hexachlorobutadiene | ND | | ug/kg | 3.8 | 0.16 | 1 |
| Isopropylbenzene | ND | | ug/kg | 0.95 | 0.10 | 1 |
| p-Isopropyltoluene | ND | | ug/kg | 0.95 | 0.10 | 1 |
| Naphthalene | ND | | ug/kg | 3.8 | 0.62 | 1 |
| Acrylonitrile | ND | | ug/kg | 3.8 | 1.1 | 1 |

**Project Name:** PORT CHESTER **Lab Number:** L2232278

**Project Number:** 12166:2B **Report Date:** 07/13/22

## SAMPLE RESULTS

Lab ID: L2232278-03 Date Collected: 06/16/22 10:00

Client ID: SB-5-1.5 Date Received: 06/16/22

Sample Location: NEW YORK Field Prep: Not Specified

Sample Depth:

| Parameter | Result | Qualifier | Units | RL | MDL | Dilution Factor |
|---|---|---|---|---|---|---|
| **Volatile Organics by EPA 5035 Low - Westborough Lab** | | | | | | |
| n-Propylbenzene | ND | | ug/kg | 0.95 | 0.16 | 1 |
| 1,2,3-Trichlorobenzene | ND | | ug/kg | 1.9 | 0.31 | 1 |
| 1,2,4-Trichlorobenzene | ND | | ug/kg | 1.9 | 0.26 | 1 |
| 1,3,5-Trimethylbenzene | ND | | ug/kg | 1.9 | 0.18 | 1 |
| 1,2,4-Trimethylbenzene | ND | | ug/kg | 1.9 | 0.32 | 1 |
| 1,4-Dioxane | ND | | ug/kg | 76 | 33. | 1 |
| p-Diethylbenzene | ND | | ug/kg | 1.9 | 0.17 | 1 |
| p-Ethyltoluene | ND | | ug/kg | 1.9 | 0.36 | 1 |
| 1,2,4,5-Tetramethylbenzene | ND | | ug/kg | 1.9 | 0.18 | 1 |
| Ethyl ether | ND | | ug/kg | 1.9 | 0.32 | 1 |
| trans-1,4-Dichloro-2-butene | ND | | ug/kg | 4.8 | 1.4 | 1 |

Tentatively Identified Compounds

| | | | |
|---|---|---|---|
| No Tentatively Identified Compounds | ND | ug/kg | 1 |

| Surrogate | % Recovery | Qualifier | Acceptance Criteria |
|---|---|---|---|
| 1,2-Dichloroethane-d4 | 108 | | 70-130 |
| Toluene-d8 | 95 | | 70-130 |
| 4-Bromofluorobenzene | 106 | | 70-130 |
| Dibromofluoromethane | 101 | | 70-130 |

**Project Name:** PORT CHESTER
**Project Number:** 12166:2B

**Lab Number:** L2232278
**Report Date:** 07/13/22

## SAMPLE RESULTS

Lab ID: L2232278-04
Client ID: SB-6-7.5
Sample Location: NEW YORK

Date Collected: 06/16/22 10:20
Date Received: 06/16/22
Field Prep: Not Specified

Sample Depth:
Matrix: Soil
Analytical Method: 1,8260C
Analytical Date: 06/28/22 14:52
Analyst: AJK
Percent Solids: 94%

| Parameter | Result | Qualifier | Units | RL | MDL | Dilution Factor |
|---|---|---|---|---|---|---|
| **Volatile Organics by EPA 5035 Low - Westborough Lab** | | | | | | |
| Methylene chloride | ND | | ug/kg | 5.8 | 2.6 | 1 |
| 1,1-Dichloroethane | ND | | ug/kg | 1.2 | 0.17 | 1 |
| Chloroform | ND | | ug/kg | 1.7 | 0.16 | 1 |
| Carbon tetrachloride | ND | | ug/kg | 1.2 | 0.26 | 1 |
| 1,2-Dichloropropane | ND | | ug/kg | 1.2 | 0.14 | 1 |
| Dibromochloromethane | ND | | ug/kg | 1.2 | 0.16 | 1 |
| 1,1,2-Trichloroethane | ND | | ug/kg | 1.2 | 0.31 | 1 |
| Tetrachloroethene | ND | | ug/kg | 0.58 | 0.23 | 1 |
| Chlorobenzene | ND | | ug/kg | 0.58 | 0.15 | 1 |
| Trichlorofluoromethane | ND | | ug/kg | 4.6 | 0.80 | 1 |
| 1,2-Dichloroethane | ND | | ug/kg | 1.2 | 0.30 | 1 |
| 1,1,1-Trichloroethane | ND | | ug/kg | 0.58 | 0.19 | 1 |
| Bromodichloromethane | ND | | ug/kg | 0.58 | 0.12 | 1 |
| trans-1,3-Dichloropropene | ND | | ug/kg | 1.2 | 0.32 | 1 |
| cis-1,3-Dichloropropene | ND | | ug/kg | 0.58 | 0.18 | 1 |
| 1,3-Dichloropropene, Total | ND | | ug/kg | 0.58 | 0.18 | 1 |
| 1,1-Dichloropropene | ND | | ug/kg | 0.58 | 0.18 | 1 |
| Bromoform | ND | | ug/kg | 4.6 | 0.28 | 1 |
| 1,1,2,2-Tetrachloroethane | ND | | ug/kg | 0.58 | 0.19 | 1 |
| Benzene | ND | | ug/kg | 0.58 | 0.19 | 1 |
| Toluene | ND | | ug/kg | 1.2 | 0.63 | 1 |
| Ethylbenzene | ND | | ug/kg | 1.2 | 0.16 | 1 |
| Chloromethane | ND | | ug/kg | 4.6 | 1.1 | 1 |
| Bromomethane | ND | | ug/kg | 2.3 | 0.67 | 1 |
| Vinyl chloride | ND | | ug/kg | 1.2 | 0.39 | 1 |
| Chloroethane | ND | | ug/kg | 2.3 | 0.52 | 1 |
| 1,1-Dichloroethene | ND | | ug/kg | 1.2 | 0.27 | 1 |
| trans-1,2-Dichloroethene | ND | | ug/kg | 1.7 | 0.16 | 1 |

**Project Name:** PORT CHESTER **Lab Number:** L2232278

**Project Number:** 12166:2B **Report Date:** 07/13/22

## SAMPLE RESULTS

Lab ID: L2232278-04 Date Collected: 06/16/22 10:20

Client ID: SB-6-7.5 Date Received: 06/16/22

Sample Location: NEW YORK Field Prep: Not Specified

Sample Depth:

| Parameter | Result | Qualifier | Units | RL | MDL | Dilution Factor |
|---|---|---|---|---|---|---|
| Volatile Organics by EPA 5035 Low - Westborough Lab | | | | | | |
| Trichloroethene | ND | | ug/kg | 0.58 | 0.16 | 1 |
| 1,2-Dichlorobenzene | ND | | ug/kg | 2.3 | 0.17 | 1 |
| 1,3-Dichlorobenzene | ND | | ug/kg | 2.3 | 0.17 | 1 |
| 1,4-Dichlorobenzene | ND | | ug/kg | 2.3 | 0.20 | 1 |
| Methyl tert butyl ether | ND | | ug/kg | 2.3 | 0.23 | 1 |
| p/m-Xylene | ND | | ug/kg | 2.3 | 0.65 | 1 |
| o-Xylene | ND | | ug/kg | 1.2 | 0.34 | 1 |
| Xylenes, Total | ND | | ug/kg | 1.2 | 0.34 | 1 |
| cis-1,2-Dichloroethene | ND | | ug/kg | 1.2 | 0.20 | 1 |
| 1,2-Dichloroethene, Total | ND | | ug/kg | 1.2 | 0.16 | 1 |
| Dibromomethane | ND | | ug/kg | 2.3 | 0.27 | 1 |
| Styrene | ND | | ug/kg | 1.2 | 0.23 | 1 |
| Dichlorodifluoromethane | ND | | ug/kg | 12 | 1.0 | 1 |
| Acetone | ND | | ug/kg | 12 | 5.6 | 1 |
| Carbon disulfide | ND | | ug/kg | 12 | 5.2 | 1 |
| 2-Butanone | ND | | ug/kg | 12 | 2.6 | 1 |
| Vinyl acetate | ND | | ug/kg | 12 | 2.5 | 1 |
| 4-Methyl-2-pentanone | ND | | ug/kg | 12 | 1.5 | 1 |
| 1,2,3-Trichloropropane | ND | | ug/kg | 2.3 | 0.15 | 1 |
| 2-Hexanone | ND | | ug/kg | 12 | 1.4 | 1 |
| Bromochloromethane | ND | | ug/kg | 2.3 | 0.24 | 1 |
| 2,2-Dichloropropane | ND | | ug/kg | 2.3 | 0.23 | 1 |
| 1,2-Dibromoethane | ND | | ug/kg | 1.2 | 0.32 | 1 |
| 1,3-Dichloropropane | ND | | ug/kg | 2.3 | 0.19 | 1 |
| 1,1,1,2-Tetrachloroethane | ND | | ug/kg | 0.58 | 0.15 | 1 |
| Bromobenzene | ND | | ug/kg | 2.3 | 0.17 | 1 |
| n-Butylbenzene | ND | | ug/kg | 1.2 | 0.19 | 1 |
| sec-Butylbenzene | ND | | ug/kg | 1.2 | 0.17 | 1 |
| tert-Butylbenzene | ND | | ug/kg | 2.3 | 0.14 | 1 |
| o-Chlorotoluene | ND | | ug/kg | 2.3 | 0.22 | 1 |
| p-Chlorotoluene | ND | | ug/kg | 2.3 | 0.12 | 1 |
| 1,2-Dibromo-3-chloropropane | ND | | ug/kg | 3.5 | 1.2 | 1 |
| Hexachlorobutadiene | ND | | ug/kg | 4.6 | 0.20 | 1 |
| Isopropylbenzene | ND | | ug/kg | 1.2 | 0.12 | 1 |
| p-Isopropyltoluene | ND | | ug/kg | 1.2 | 0.12 | 1 |
| Naphthalene | ND | | ug/kg | 4.6 | 0.75 | 1 |
| Acrylonitrile | ND | | ug/kg | 4.6 | 1.3 | 1 |

**Project Name:** PORT CHESTER **Lab Number:** L2232278

**Project Number:** 12166:2B **Report Date:** 07/13/22

## SAMPLE RESULTS

Lab ID: L2232278-04 Date Collected: 06/16/22 10:20

Client ID: SB-6-7.5 Date Received: 06/16/22

Sample Location: NEW YORK Field Prep: Not Specified

Sample Depth:

| Parameter | Result | Qualifier | Units | RL | MDL | Dilution Factor |
|---|---|---|---|---|---|---|
| **Volatile Organics by EPA 5035 Low - Westborough Lab** | | | | | | |
| n-Propylbenzene | ND | | ug/kg | 1.2 | 0.20 | 1 |
| 1,2,3-Trichlorobenzene | ND | | ug/kg | 2.3 | 0.37 | 1 |
| 1,2,4-Trichlorobenzene | ND | | ug/kg | 2.3 | 0.31 | 1 |
| 1,3,5-Trimethylbenzene | ND | | ug/kg | 2.3 | 0.22 | 1 |
| 1,2,4-Trimethylbenzene | ND | | ug/kg | 2.3 | 0.38 | 1 |
| 1,4-Dioxane | ND | | ug/kg | 92 | 40. | 1 |
| p-Diethylbenzene | ND | | ug/kg | 2.3 | 0.20 | 1 |
| p-Ethyltoluene | ND | | ug/kg | 2.3 | 0.44 | 1 |
| 1,2,4,5-Tetramethylbenzene | ND | | ug/kg | 2.3 | 0.22 | 1 |
| Ethyl ether | ND | | ug/kg | 2.3 | 0.39 | 1 |
| trans-1,4-Dichloro-2-butene | ND | | ug/kg | 5.8 | 1.6 | 1 |

Tentatively Identified Compounds

| | | | |
|---|---|---|---|
| No Tentatively Identified Compounds | ND | ug/kg | 1 |

| Surrogate | % Recovery | Qualifier | Acceptance Criteria |
|---|---|---|---|
| 1,2-Dichloroethane-d4 | 108 | | 70-130 |
| Toluene-d8 | 98 | | 70-130 |
| 4-Bromofluorobenzene | 108 | | 70-130 |
| Dibromofluoromethane | 101 | | 70-130 |

**Project Name:** PORT CHESTER
**Project Number:** 12166:2B

**Lab Number:** L2232278
**Report Date:** 07/13/22

## SAMPLE RESULTS

Lab ID: L2232278-05
Client ID: SB-7-13
Sample Location: NEW YORK

Date Collected: 06/16/22 11:15
Date Received: 06/16/22
Field Prep: Not Specified

Sample Depth:
Matrix: Soil
Analytical Method: 1,8260C
Analytical Date: 06/28/22 15:18
Analyst: AJK
Percent Solids: 90%

| Parameter | Result | Qualifier | Units | RL | MDL | Dilution Factor |
|---|---|---|---|---|---|---|
| **Volatile Organics by EPA 5035 Low - Westborough Lab** | | | | | | |
| Methylene chloride | ND | | ug/kg | 4.5 | 2.1 | 1 |
| 1,1-Dichloroethane | ND | | ug/kg | 0.90 | 0.13 | 1 |
| Chloroform | 0.27 | J | ug/kg | 1.3 | 0.12 | 1 |
| Carbon tetrachloride | ND | | ug/kg | 0.90 | 0.21 | 1 |
| 1,2-Dichloropropane | ND | | ug/kg | 0.90 | 0.11 | 1 |
| Dibromochloromethane | ND | | ug/kg | 0.90 | 0.12 | 1 |
| 1,1,2-Trichloroethane | ND | | ug/kg | 0.90 | 0.24 | 1 |
| Tetrachloroethene | ND | | ug/kg | 0.45 | 0.18 | 1 |
| Chlorobenzene | ND | | ug/kg | 0.45 | 0.11 | 1 |
| Trichlorofluoromethane | ND | | ug/kg | 3.6 | 0.62 | 1 |
| 1,2-Dichloroethane | ND | | ug/kg | 0.90 | 0.23 | 1 |
| 1,1,1-Trichloroethane | ND | | ug/kg | 0.45 | 0.15 | 1 |
| Bromodichloromethane | ND | | ug/kg | 0.45 | 0.10 | 1 |
| trans-1,3-Dichloropropene | ND | | ug/kg | 0.90 | 0.24 | 1 |
| cis-1,3-Dichloropropene | ND | | ug/kg | 0.45 | 0.14 | 1 |
| 1,3-Dichloropropene, Total | ND | | ug/kg | 0.45 | 0.14 | 1 |
| 1,1-Dichloropropene | ND | | ug/kg | 0.45 | 0.14 | 1 |
| Bromoform | ND | | ug/kg | 3.6 | 0.22 | 1 |
| 1,1,2,2-Tetrachloroethane | ND | | ug/kg | 0.45 | 0.15 | 1 |
| Benzene | ND | | ug/kg | 0.45 | 0.15 | 1 |
| Toluene | ND | | ug/kg | 0.90 | 0.49 | 1 |
| Ethylbenzene | ND | | ug/kg | 0.90 | 0.13 | 1 |
| Chloromethane | ND | | ug/kg | 3.6 | 0.84 | 1 |
| Bromomethane | ND | | ug/kg | 1.8 | 0.52 | 1 |
| Vinyl chloride | ND | | ug/kg | 0.90 | 0.30 | 1 |
| Chloroethane | ND | | ug/kg | 1.8 | 0.41 | 1 |
| 1,1-Dichloroethene | ND | | ug/kg | 0.90 | 0.21 | 1 |
| trans-1,2-Dichloroethene | ND | | ug/kg | 1.3 | 0.12 | 1 |

**Project Name:** PORT CHESTER **Lab Number:** L2232278

**Project Number:** 12166:2B **Report Date:** 07/13/22

## SAMPLE RESULTS

Lab ID: L2232278-05 Date Collected: 06/16/22 11:15

Client ID: SB-7-13 Date Received: 06/16/22

Sample Location: NEW YORK Field Prep: Not Specified

Sample Depth:

| Parameter | Result | Qualifier | Units | RL | MDL | Dilution Factor |
|---|---|---|---|---|---|---|
| Volatile Organics by EPA 5035 Low - Westborough Lab | | | | | | |
| Trichloroethene | ND | | ug/kg | 0.45 | 0.12 | 1 |
| 1,2-Dichlorobenzene | ND | | ug/kg | 1.8 | 0.13 | 1 |
| 1,3-Dichlorobenzene | ND | | ug/kg | 1.8 | 0.13 | 1 |
| 1,4-Dichlorobenzene | ND | | ug/kg | 1.8 | 0.15 | 1 |
| Methyl tert butyl ether | ND | | ug/kg | 1.8 | 0.18 | 1 |
| p/m-Xylene | ND | | ug/kg | 1.8 | 0.50 | 1 |
| o-Xylene | ND | | ug/kg | 0.90 | 0.26 | 1 |
| Xylenes, Total | ND | | ug/kg | 0.90 | 0.26 | 1 |
| cis-1,2-Dichloroethene | ND | | ug/kg | 0.90 | 0.16 | 1 |
| 1,2-Dichloroethene, Total | ND | | ug/kg | 0.90 | 0.12 | 1 |
| Dibromomethane | ND | | ug/kg | 1.8 | 0.21 | 1 |
| Styrene | ND | | ug/kg | 0.90 | 0.18 | 1 |
| Dichlorodifluoromethane | ND | | ug/kg | 9.0 | 0.82 | 1 |
| Acetone | ND | | ug/kg | 9.0 | 4.3 | 1 |
| Carbon disulfide | ND | | ug/kg | 9.0 | 4.1 | 1 |
| 2-Butanone | ND | | ug/kg | 9.0 | 2.0 | 1 |
| Vinyl acetate | ND | | ug/kg | 9.0 | 1.9 | 1 |
| 4-Methyl-2-pentanone | ND | | ug/kg | 9.0 | 1.2 | 1 |
| 1,2,3-Trichloropropane | ND | | ug/kg | 1.8 | 0.11 | 1 |
| 2-Hexanone | ND | | ug/kg | 9.0 | 1.1 | 1 |
| Bromochloromethane | ND | | ug/kg | 1.8 | 0.18 | 1 |
| 2,2-Dichloropropane | ND | | ug/kg | 1.8 | 0.18 | 1 |
| 1,2-Dibromoethane | ND | | ug/kg | 0.90 | 0.25 | 1 |
| 1,3-Dichloropropane | ND | | ug/kg | 1.8 | 0.15 | 1 |
| 1,1,1,2-Tetrachloroethane | ND | | ug/kg | 0.45 | 0.12 | 1 |
| Bromobenzene | ND | | ug/kg | 1.8 | 0.13 | 1 |
| n-Butylbenzene | ND | | ug/kg | 0.90 | 0.15 | 1 |
| sec-Butylbenzene | ND | | ug/kg | 0.90 | 0.13 | 1 |
| tert-Butylbenzene | ND | | ug/kg | 1.8 | 0.11 | 1 |
| o-Chlorotoluene | ND | | ug/kg | 1.8 | 0.17 | 1 |
| p-Chlorotoluene | ND | | ug/kg | 1.8 | 0.10 | 1 |
| 1,2-Dibromo-3-chloropropane | ND | | ug/kg | 2.7 | 0.90 | 1 |
| Hexachlorobutadiene | ND | | ug/kg | 3.6 | 0.15 | 1 |
| Isopropylbenzene | ND | | ug/kg | 0.90 | 0.10 | 1 |
| p-Isopropyltoluene | ND | | ug/kg | 0.90 | 0.10 | 1 |
| Naphthalene | ND | | ug/kg | 3.6 | 0.58 | 1 |
| Acrylonitrile | ND | | ug/kg | 3.6 | 1.0 | 1 |

**Project Name:** PORT CHESTER **Lab Number:** L2232278

**Project Number:** 12166:2B **Report Date:** 07/13/22

## SAMPLE RESULTS

Lab ID: L2232278-05 Date Collected: 06/16/22 11:15

Client ID: SB-7-13 Date Received: 06/16/22

Sample Location: NEW YORK Field Prep: Not Specified

Sample Depth:

| Parameter | Result | Qualifier | Units | RL | MDL | Dilution Factor |
|---|---|---|---|---|---|---|
| **Volatile Organics by EPA 5035 Low - Westborough Lab** | | | | | | |
| n-Propylbenzene | ND | | ug/kg | 0.90 | 0.15 | 1 |
| 1,2,3-Trichlorobenzene | ND | | ug/kg | 1.8 | 0.29 | 1 |
| 1,2,4-Trichlorobenzene | ND | | ug/kg | 1.8 | 0.24 | 1 |
| 1,3,5-Trimethylbenzene | ND | | ug/kg | 1.8 | 0.17 | 1 |
| 1,2,4-Trimethylbenzene | ND | | ug/kg | 1.8 | 0.30 | 1 |
| 1,4-Dioxane | ND | | ug/kg | 72 | 32. | 1 |
| p-Diethylbenzene | ND | | ug/kg | 1.8 | 0.16 | 1 |
| p-Ethyltoluene | ND | | ug/kg | 1.8 | 0.34 | 1 |
| 1,2,4,5-Tetramethylbenzene | ND | | ug/kg | 1.8 | 0.17 | 1 |
| Ethyl ether | ND | | ug/kg | 1.8 | 0.31 | 1 |
| trans-1,4-Dichloro-2-butene | ND | | ug/kg | 4.5 | 1.3 | 1 |

Tentatively Identified Compounds

| | | | |
|---|---|---|---|
| No Tentatively Identified Compounds | ND | ug/kg | 1 |

| Surrogate | % Recovery | Qualifier | Acceptance Criteria |
|---|---|---|---|
| 1,2-Dichloroethane-d4 | 107 | | 70-130 |
| Toluene-d8 | 95 | | 70-130 |
| 4-Bromofluorobenzene | 105 | | 70-130 |
| Dibromofluoromethane | 99 | | 70-130 |

**Project Name:** PORT CHESTER
**Project Number:** 12166:2B
**Lab Number:** L2232278
**Report Date:** 07/13/22

## SAMPLE RESULTS

Lab ID: L2232278-06
Client ID: SB-8-0.5
Sample Location: NEW YORK

Date Collected: 06/16/22 10:30
Date Received: 06/16/22
Field Prep: Not Specified

Sample Depth:
Matrix: Soil
Analytical Method: 1,8260C
Analytical Date: 06/28/22 15:44
Analyst: AJK
Percent Solids: 96%

| Parameter | Result | Qualifier | Units | RL | MDL | Dilution Factor |
|---|---|---|---|---|---|---|
| **Volatile Organics by EPA 5035 Low - Westborough Lab** | | | | | | |
| Methylene chloride | ND | | ug/kg | 5.3 | 2.4 | 1 |
| 1,1-Dichloroethane | ND | | ug/kg | 1.1 | 0.16 | 1 |
| Chloroform | ND | | ug/kg | 1.6 | 0.15 | 1 |
| Carbon tetrachloride | ND | | ug/kg | 1.1 | 0.24 | 1 |
| 1,2-Dichloropropane | ND | | ug/kg | 1.1 | 0.13 | 1 |
| Dibromochloromethane | ND | | ug/kg | 1.1 | 0.15 | 1 |
| 1,1,2-Trichloroethane | ND | | ug/kg | 1.1 | 0.28 | 1 |
| Tetrachloroethene | ND | | ug/kg | 0.53 | 0.21 | 1 |
| Chlorobenzene | ND | | ug/kg | 0.53 | 0.14 | 1 |
| Trichlorofluoromethane | ND | | ug/kg | 4.3 | 0.74 | 1 |
| 1,2-Dichloroethane | ND | | ug/kg | 1.1 | 0.27 | 1 |
| 1,1,1-Trichloroethane | ND | | ug/kg | 0.53 | 0.18 | 1 |
| Bromodichloromethane | ND | | ug/kg | 0.53 | 0.12 | 1 |
| trans-1,3-Dichloropropene | ND | | ug/kg | 1.1 | 0.29 | 1 |
| cis-1,3-Dichloropropene | ND | | ug/kg | 0.53 | 0.17 | 1 |
| 1,3-Dichloropropene, Total | ND | | ug/kg | 0.53 | 0.17 | 1 |
| 1,1-Dichloropropene | ND | | ug/kg | 0.53 | 0.17 | 1 |
| Bromoform | ND | | ug/kg | 4.3 | 0.26 | 1 |
| 1,1,2,2-Tetrachloroethane | ND | | ug/kg | 0.53 | 0.18 | 1 |
| Benzene | ND | | ug/kg | 0.53 | 0.18 | 1 |
| Toluene | ND | | ug/kg | 1.1 | 0.58 | 1 |
| Ethylbenzene | ND | | ug/kg | 1.1 | 0.15 | 1 |
| Chloromethane | ND | | ug/kg | 4.3 | 1.0 | 1 |
| Bromomethane | ND | | ug/kg | 2.1 | 0.62 | 1 |
| Vinyl chloride | ND | | ug/kg | 1.1 | 0.36 | 1 |
| Chloroethane | ND | | ug/kg | 2.1 | 0.48 | 1 |
| 1,1-Dichloroethene | ND | | ug/kg | 1.1 | 0.25 | 1 |
| trans-1,2-Dichloroethene | ND | | ug/kg | 1.6 | 0.15 | 1 |

**Project Name:** PORT CHESTER **Lab Number:** L2232278

**Project Number:** 12166:2B **Report Date:** 07/13/22

## SAMPLE RESULTS

Lab ID: L2232278-06 Date Collected: 06/16/22 10:30

Client ID: SB-8-0.5 Date Received: 06/16/22

Sample Location: NEW YORK Field Prep: Not Specified

Sample Depth:

| Parameter | Result | Qualifier | Units | RL | MDL | Dilution Factor |
|---|---|---|---|---|---|---|
| Volatile Organics by EPA 5035 Low - Westborough Lab | | | | | | |
| Trichloroethene | ND | | ug/kg | 0.53 | 0.15 | 1 |
| 1,2-Dichlorobenzene | ND | | ug/kg | 2.1 | 0.15 | 1 |
| 1,3-Dichlorobenzene | ND | | ug/kg | 2.1 | 0.16 | 1 |
| 1,4-Dichlorobenzene | ND | | ug/kg | 2.1 | 0.18 | 1 |
| Methyl tert butyl ether | ND | | ug/kg | 2.1 | 0.21 | 1 |
| p/m-Xylene | ND | | ug/kg | 2.1 | 0.60 | 1 |
| o-Xylene | ND | | ug/kg | 1.1 | 0.31 | 1 |
| Xylenes, Total | ND | | ug/kg | 1.1 | 0.31 | 1 |
| cis-1,2-Dichloroethene | ND | | ug/kg | 1.1 | 0.19 | 1 |
| 1,2-Dichloroethene, Total | ND | | ug/kg | 1.1 | 0.15 | 1 |
| Dibromomethane | ND | | ug/kg | 2.1 | 0.25 | 1 |
| Styrene | ND | | ug/kg | 1.1 | 0.21 | 1 |
| Dichlorodifluoromethane | ND | | ug/kg | 11 | 0.98 | 1 |
| Acetone | ND | | ug/kg | 11 | 5.1 | 1 |
| Carbon disulfide | ND | | ug/kg | 11 | 4.9 | 1 |
| 2-Butanone | ND | | ug/kg | 11 | 2.4 | 1 |
| Vinyl acetate | ND | | ug/kg | 11 | 2.3 | 1 |
| 4-Methyl-2-pentanone | ND | | ug/kg | 11 | 1.4 | 1 |
| 1,2,3-Trichloropropane | ND | | ug/kg | 2.1 | 0.14 | 1 |
| 2-Hexanone | ND | | ug/kg | 11 | 1.3 | 1 |
| Bromochloromethane | ND | | ug/kg | 2.1 | 0.22 | 1 |
| 2,2-Dichloropropane | ND | | ug/kg | 2.1 | 0.22 | 1 |
| 1,2-Dibromoethane | ND | | ug/kg | 1.1 | 0.30 | 1 |
| 1,3-Dichloropropane | ND | | ug/kg | 2.1 | 0.18 | 1 |
| 1,1,1,2-Tetrachloroethane | ND | | ug/kg | 0.53 | 0.14 | 1 |
| Bromobenzene | ND | | ug/kg | 2.1 | 0.16 | 1 |
| n-Butylbenzene | ND | | ug/kg | 1.1 | 0.18 | 1 |
| sec-Butylbenzene | ND | | ug/kg | 1.1 | 0.16 | 1 |
| tert-Butylbenzene | ND | | ug/kg | 2.1 | 0.13 | 1 |
| o-Chlorotoluene | ND | | ug/kg | 2.1 | 0.20 | 1 |
| p-Chlorotoluene | ND | | ug/kg | 2.1 | 0.12 | 1 |
| 1,2-Dibromo-3-chloropropane | ND | | ug/kg | 3.2 | 1.1 | 1 |
| Hexachlorobutadiene | ND | | ug/kg | 4.3 | 0.18 | 1 |
| Isopropylbenzene | ND | | ug/kg | 1.1 | 0.12 | 1 |
| p-Isopropyltoluene | ND | | ug/kg | 1.1 | 0.12 | 1 |
| Naphthalene | ND | | ug/kg | 4.3 | 0.70 | 1 |
| Acrylonitrile | ND | | ug/kg | 4.3 | 1.2 | 1 |

**Project Name:** PORT CHESTER **Lab Number:** L2232278

**Project Number:** 12166:2B **Report Date:** 07/13/22

## SAMPLE RESULTS

Lab ID: L2232278-06 Date Collected: 06/16/22 10:30

Client ID: SB-8-0.5 Date Received: 06/16/22

Sample Location: NEW YORK Field Prep: Not Specified

Sample Depth:

| Parameter | Result | Qualifier | Units | RL | MDL | Dilution Factor |
|---|---|---|---|---|---|---|
| **Volatile Organics by EPA 5035 Low - Westborough Lab** | | | | | | |
| n-Propylbenzene | ND | | ug/kg | 1.1 | 0.18 | 1 |
| 1,2,3-Trichlorobenzene | ND | | ug/kg | 2.1 | 0.34 | 1 |
| 1,2,4-Trichlorobenzene | ND | | ug/kg | 2.1 | 0.29 | 1 |
| 1,3,5-Trimethylbenzene | ND | | ug/kg | 2.1 | 0.21 | 1 |
| 1,2,4-Trimethylbenzene | ND | | ug/kg | 2.1 | 0.36 | 1 |
| 1,4-Dioxane | ND | | ug/kg | 86 | 38. | 1 |
| p-Diethylbenzene | ND | | ug/kg | 2.1 | 0.19 | 1 |
| p-Ethyltoluene | ND | | ug/kg | 2.1 | 0.41 | 1 |
| 1,2,4,5-Tetramethylbenzene | ND | | ug/kg | 2.1 | 0.20 | 1 |
| Ethyl ether | ND | | ug/kg | 2.1 | 0.36 | 1 |
| trans-1,4-Dichloro-2-butene | ND | | ug/kg | 5.3 | 1.5 | 1 |

Tentatively Identified Compounds

| | | | |
|---|---|---|---|
| No Tentatively Identified Compounds | ND | ug/kg | 1 |

| Surrogate | % Recovery | Qualifier | Acceptance Criteria |
|---|---|---|---|
| 1,2-Dichloroethane-d4 | 108 | | 70-130 |
| Toluene-d8 | 94 | | 70-130 |
| 4-Bromofluorobenzene | 103 | | 70-130 |
| Dibromofluoromethane | 99 | | 70-130 |

**Project Name:** PORT CHESTER
**Project Number:** 12166:2B

**Lab Number:** L2232278
**Report Date:** 07/13/22

## SAMPLE RESULTS

Lab ID: L2232278-07
Client ID: SB-9-0.5
Sample Location: NEW YORK

Date Collected: 06/16/22 10:40
Date Received: 06/16/22
Field Prep: Not Specified

Sample Depth:
Matrix: Soil
Analytical Method: 1,8260C
Analytical Date: 06/28/22 16:10
Analyst: AJK
Percent Solids: 97%

| Parameter | Result | Qualifier | Units | RL | MDL | Dilution Factor |
|---|---|---|---|---|---|---|
| **Volatile Organics by EPA 5035 Low - Westborough Lab** | | | | | | |
| Methylene chloride | ND | | ug/kg | 5.7 | 2.6 | 1 |
| 1,1-Dichloroethane | ND | | ug/kg | 1.1 | 0.16 | 1 |
| Chloroform | ND | | ug/kg | 1.7 | 0.16 | 1 |
| Carbon tetrachloride | ND | | ug/kg | 1.1 | 0.26 | 1 |
| 1,2-Dichloropropane | ND | | ug/kg | 1.1 | 0.14 | 1 |
| Dibromochloromethane | ND | | ug/kg | 1.1 | 0.16 | 1 |
| 1,1,2-Trichloroethane | ND | | ug/kg | 1.1 | 0.30 | 1 |
| Tetrachloroethene | ND | | ug/kg | 0.57 | 0.22 | 1 |
| Chlorobenzene | ND | | ug/kg | 0.57 | 0.14 | 1 |
| Trichlorofluoromethane | ND | | ug/kg | 4.6 | 0.79 | 1 |
| 1,2-Dichloroethane | ND | | ug/kg | 1.1 | 0.29 | 1 |
| 1,1,1-Trichloroethane | ND | | ug/kg | 0.57 | 0.19 | 1 |
| Bromodichloromethane | ND | | ug/kg | 0.57 | 0.12 | 1 |
| trans-1,3-Dichloropropene | ND | | ug/kg | 1.1 | 0.31 | 1 |
| cis-1,3-Dichloropropene | ND | | ug/kg | 0.57 | 0.18 | 1 |
| 1,3-Dichloropropene, Total | ND | | ug/kg | 0.57 | 0.18 | 1 |
| 1,1-Dichloropropene | ND | | ug/kg | 0.57 | 0.18 | 1 |
| Bromoform | ND | | ug/kg | 4.6 | 0.28 | 1 |
| 1,1,2,2-Tetrachloroethane | ND | | ug/kg | 0.57 | 0.19 | 1 |
| Benzene | ND | | ug/kg | 0.57 | 0.19 | 1 |
| Toluene | ND | | ug/kg | 1.1 | 0.62 | 1 |
| Ethylbenzene | ND | | ug/kg | 1.1 | 0.16 | 1 |
| Chloromethane | ND | | ug/kg | 4.6 | 1.1 | 1 |
| Bromomethane | ND | | ug/kg | 2.3 | 0.66 | 1 |
| Vinyl chloride | ND | | ug/kg | 1.1 | 0.38 | 1 |
| Chloroethane | ND | | ug/kg | 2.3 | 0.52 | 1 |
| 1,1-Dichloroethene | ND | | ug/kg | 1.1 | 0.27 | 1 |
| trans-1,2-Dichloroethene | ND | | ug/kg | 1.7 | 0.16 | 1 |

**Project Name:** PORT CHESTER **Lab Number:** L2232278

**Project Number:** 12166:2B **Report Date:** 07/13/22

## SAMPLE RESULTS

Lab ID: L2232278-07 Date Collected: 06/16/22 10:40

Client ID: SB-9-0.5 Date Received: 06/16/22

Sample Location: NEW YORK Field Prep: Not Specified

Sample Depth:

| Parameter | Result | Qualifier | Units | RL | MDL | Dilution Factor |
|---|---|---|---|---|---|---|
| Volatile Organics by EPA 5035 Low - Westborough Lab | | | | | | |
| Trichloroethene | ND | | ug/kg | 0.57 | 0.16 | 1 |
| 1,2-Dichlorobenzene | ND | | ug/kg | 2.3 | 0.16 | 1 |
| 1,3-Dichlorobenzene | ND | | ug/kg | 2.3 | 0.17 | 1 |
| 1,4-Dichlorobenzene | ND | | ug/kg | 2.3 | 0.20 | 1 |
| Methyl tert butyl ether | ND | | ug/kg | 2.3 | 0.23 | 1 |
| p/m-Xylene | ND | | ug/kg | 2.3 | 0.64 | 1 |
| o-Xylene | ND | | ug/kg | 1.1 | 0.33 | 1 |
| Xylenes, Total | ND | | ug/kg | 1.1 | 0.33 | 1 |
| cis-1,2-Dichloroethene | ND | | ug/kg | 1.1 | 0.20 | 1 |
| 1,2-Dichloroethene, Total | ND | | ug/kg | 1.1 | 0.16 | 1 |
| Dibromomethane | ND | | ug/kg | 2.3 | 0.27 | 1 |
| Styrene | ND | | ug/kg | 1.1 | 0.22 | 1 |
| Dichlorodifluoromethane | ND | | ug/kg | 11 | 1.0 | 1 |
| Acetone | ND | | ug/kg | 11 | 5.5 | 1 |
| Carbon disulfide | ND | | ug/kg | 11 | 5.2 | 1 |
| 2-Butanone | ND | | ug/kg | 11 | 2.5 | 1 |
| Vinyl acetate | ND | | ug/kg | 11 | 2.4 | 1 |
| 4-Methyl-2-pentanone | ND | | ug/kg | 11 | 1.5 | 1 |
| 1,2,3-Trichloropropane | ND | | ug/kg | 2.3 | 0.14 | 1 |
| 2-Hexanone | ND | | ug/kg | 11 | 1.3 | 1 |
| Bromochloromethane | ND | | ug/kg | 2.3 | 0.23 | 1 |
| 2,2-Dichloropropane | ND | | ug/kg | 2.3 | 0.23 | 1 |
| 1,2-Dibromoethane | ND | | ug/kg | 1.1 | 0.32 | 1 |
| 1,3-Dichloropropane | ND | | ug/kg | 2.3 | 0.19 | 1 |
| 1,1,1,2-Tetrachloroethane | ND | | ug/kg | 0.57 | 0.15 | 1 |
| Bromobenzene | ND | | ug/kg | 2.3 | 0.16 | 1 |
| n-Butylbenzene | ND | | ug/kg | 1.1 | 0.19 | 1 |
| sec-Butylbenzene | ND | | ug/kg | 1.1 | 0.17 | 1 |
| tert-Butylbenzene | ND | | ug/kg | 2.3 | 0.13 | 1 |
| o-Chlorotoluene | ND | | ug/kg | 2.3 | 0.22 | 1 |
| p-Chlorotoluene | ND | | ug/kg | 2.3 | 0.12 | 1 |
| 1,2-Dibromo-3-chloropropane | ND | | ug/kg | 3.4 | 1.1 | 1 |
| Hexachlorobutadiene | ND | | ug/kg | 4.6 | 0.19 | 1 |
| Isopropylbenzene | ND | | ug/kg | 1.1 | 0.12 | 1 |
| p-Isopropyltoluene | ND | | ug/kg | 1.1 | 0.12 | 1 |
| Naphthalene | ND | | ug/kg | 4.6 | 0.74 | 1 |
| Acrylonitrile | ND | | ug/kg | 4.6 | 1.3 | 1 |

**Project Name:** PORT CHESTER
**Project Number:** 12166:2B
**Lab Number:** L2232278
**Report Date:** 07/13/22

## SAMPLE RESULTS

Lab ID: L2232278-07
Client ID: SB-9-0.5
Sample Location: NEW YORK
Date Collected: 06/16/22 10:40
Date Received: 06/16/22
Field Prep: Not Specified

Sample Depth:

| Parameter | Result | Qualifier | Units | RL | MDL | Dilution Factor |
|---|---|---|---|---|---|---|
| **Volatile Organics by EPA 5035 Low - Westborough Lab** | | | | | | |
| n-Propylbenzene | ND | | ug/kg | 1.1 | 0.20 | 1 |
| 1,2,3-Trichlorobenzene | ND | | ug/kg | 2.3 | 0.37 | 1 |
| 1,2,4-Trichlorobenzene | ND | | ug/kg | 2.3 | 0.31 | 1 |
| 1,3,5-Trimethylbenzene | ND | | ug/kg | 2.3 | 0.22 | 1 |
| 1,2,4-Trimethylbenzene | ND | | ug/kg | 2.3 | 0.38 | 1 |
| 1,4-Dioxane | ND | | ug/kg | 91 | 40. | 1 |
| p-Diethylbenzene | ND | | ug/kg | 2.3 | 0.20 | 1 |
| p-Ethyltoluene | ND | | ug/kg | 2.3 | 0.44 | 1 |
| 1,2,4,5-Tetramethylbenzene | ND | | ug/kg | 2.3 | 0.22 | 1 |
| Ethyl ether | ND | | ug/kg | 2.3 | 0.39 | 1 |
| trans-1,4-Dichloro-2-butene | ND | | ug/kg | 5.7 | 1.6 | 1 |

Tentatively Identified Compounds

| | | | |
|---|---|---|---|
| No Tentatively Identified Compounds | ND | ug/kg | 1 |

| Surrogate | % Recovery | Qualifier | Acceptance Criteria |
|---|---|---|---|
| 1,2-Dichloroethane-d4 | 107 | | 70-130 |
| Toluene-d8 | 96 | | 70-130 |
| 4-Bromofluorobenzene | 104 | | 70-130 |
| Dibromofluoromethane | 99 | | 70-130 |

**Project Name:** PORT CHESTER
**Project Number:** 12166:2B
**Lab Number:** L2232278
**Report Date:** 07/13/22

## SAMPLE RESULTS

Lab ID: L2232278-08
Client ID: SB-10-1.5
Sample Location: NEW YORK

Date Collected: 06/16/22 11:40
Date Received: 06/16/22
Field Prep: Not Specified

Sample Depth:
Matrix: Soil
Analytical Method: 1,8260C
Analytical Date: 06/28/22 16:36
Analyst: AJK
Percent Solids: 87%

| Parameter | Result | Qualifier | Units | RL | MDL | Dilution Factor |
|---|---|---|---|---|---|---|
| **Volatile Organics by EPA 5035 Low - Westborough Lab** | | | | | | |
| Methylene chloride | ND | | ug/kg | 5.0 | 2.3 | 1 |
| 1,1-Dichloroethane | ND | | ug/kg | 1.0 | 0.14 | 1 |
| Chloroform | 1.5 | | ug/kg | 1.5 | 0.14 | 1 |
| Carbon tetrachloride | ND | | ug/kg | 1.0 | 0.23 | 1 |
| 1,2-Dichloropropane | ND | | ug/kg | 1.0 | 0.12 | 1 |
| Dibromochloromethane | ND | | ug/kg | 1.0 | 0.14 | 1 |
| 1,1,2-Trichloroethane | ND | | ug/kg | 1.0 | 0.27 | 1 |
| Tetrachloroethene | ND | | ug/kg | 0.50 | 0.20 | 1 |
| Chlorobenzene | ND | | ug/kg | 0.50 | 0.13 | 1 |
| Trichlorofluoromethane | ND | | ug/kg | 4.0 | 0.69 | 1 |
| 1,2-Dichloroethane | ND | | ug/kg | 1.0 | 0.26 | 1 |
| 1,1,1-Trichloroethane | ND | | ug/kg | 0.50 | 0.17 | 1 |
| Bromodichloromethane | ND | | ug/kg | 0.50 | 0.11 | 1 |
| trans-1,3-Dichloropropene | ND | | ug/kg | 1.0 | 0.27 | 1 |
| cis-1,3-Dichloropropene | ND | | ug/kg | 0.50 | 0.16 | 1 |
| 1,3-Dichloropropene, Total | ND | | ug/kg | 0.50 | 0.16 | 1 |
| 1,1-Dichloropropene | ND | | ug/kg | 0.50 | 0.16 | 1 |
| Bromoform | ND | | ug/kg | 4.0 | 0.24 | 1 |
| 1,1,2,2-Tetrachloroethane | ND | | ug/kg | 0.50 | 0.16 | 1 |
| Benzene | ND | | ug/kg | 0.50 | 0.16 | 1 |
| Toluene | ND | | ug/kg | 1.0 | 0.54 | 1 |
| Ethylbenzene | ND | | ug/kg | 1.0 | 0.14 | 1 |
| Chloromethane | ND | | ug/kg | 4.0 | 0.93 | 1 |
| Bromomethane | ND | | ug/kg | 2.0 | 0.58 | 1 |
| Vinyl chloride | ND | | ug/kg | 1.0 | 0.33 | 1 |
| Chloroethane | ND | | ug/kg | 2.0 | 0.45 | 1 |
| 1,1-Dichloroethene | ND | | ug/kg | 1.0 | 0.24 | 1 |
| trans-1,2-Dichloroethene | ND | | ug/kg | 1.5 | 0.14 | 1 |

**Project Name:** PORT CHESTER **Lab Number:** L2232278

**Project Number:** 12166:2B **Report Date:** 07/13/22

## SAMPLE RESULTS

Lab ID: L2232278-08 Date Collected: 06/16/22 11:40

Client ID: SB-10-1.5 Date Received: 06/16/22

Sample Location: NEW YORK Field Prep: Not Specified

Sample Depth:

| Parameter | Result | Qualifier | Units | RL | MDL | Dilution Factor |
|---|---|---|---|---|---|---|
| Volatile Organics by EPA 5035 Low - Westborough Lab | | | | | | |
| Trichloroethene | ND | | ug/kg | 0.50 | 0.14 | 1 |
| 1,2-Dichlorobenzene | ND | | ug/kg | 2.0 | 0.14 | 1 |
| 1,3-Dichlorobenzene | ND | | ug/kg | 2.0 | 0.15 | 1 |
| 1,4-Dichlorobenzene | ND | | ug/kg | 2.0 | 0.17 | 1 |
| Methyl tert butyl ether | ND | | ug/kg | 2.0 | 0.20 | 1 |
| p/m-Xylene | ND | | ug/kg | 2.0 | 0.56 | 1 |
| o-Xylene | ND | | ug/kg | 1.0 | 0.29 | 1 |
| Xylenes, Total | ND | | ug/kg | 1.0 | 0.29 | 1 |
| cis-1,2-Dichloroethene | ND | | ug/kg | 1.0 | 0.17 | 1 |
| 1,2-Dichloroethene, Total | ND | | ug/kg | 1.0 | 0.14 | 1 |
| Dibromomethane | ND | | ug/kg | 2.0 | 0.24 | 1 |
| Styrene | ND | | ug/kg | 1.0 | 0.20 | 1 |
| Dichlorodifluoromethane | ND | | ug/kg | 10 | 0.91 | 1 |
| Acetone | ND | | ug/kg | 10 | 4.8 | 1 |
| Carbon disulfide | ND | | ug/kg | 10 | 4.5 | 1 |
| 2-Butanone | ND | | ug/kg | 10 | 2.2 | 1 |
| Vinyl acetate | ND | | ug/kg | 10 | 2.1 | 1 |
| 4-Methyl-2-pentanone | ND | | ug/kg | 10 | 1.3 | 1 |
| 1,2,3-Trichloropropane | ND | | ug/kg | 2.0 | 0.13 | 1 |
| 2-Hexanone | ND | | ug/kg | 10 | 1.2 | 1 |
| Bromochloromethane | ND | | ug/kg | 2.0 | 0.20 | 1 |
| 2,2-Dichloropropane | ND | | ug/kg | 2.0 | 0.20 | 1 |
| 1,2-Dibromoethane | ND | | ug/kg | 1.0 | 0.28 | 1 |
| 1,3-Dichloropropane | ND | | ug/kg | 2.0 | 0.17 | 1 |
| 1,1,1,2-Tetrachloroethane | ND | | ug/kg | 0.50 | 0.13 | 1 |
| Bromobenzene | ND | | ug/kg | 2.0 | 0.14 | 1 |
| n-Butylbenzene | ND | | ug/kg | 1.0 | 0.17 | 1 |
| sec-Butylbenzene | ND | | ug/kg | 1.0 | 0.14 | 1 |
| tert-Butylbenzene | ND | | ug/kg | 2.0 | 0.12 | 1 |
| o-Chlorotoluene | ND | | ug/kg | 2.0 | 0.19 | 1 |
| p-Chlorotoluene | ND | | ug/kg | 2.0 | 0.11 | 1 |
| 1,2-Dibromo-3-chloropropane | ND | | ug/kg | 3.0 | 1.0 | 1 |
| Hexachlorobutadiene | ND | | ug/kg | 4.0 | 0.17 | 1 |
| Isopropylbenzene | ND | | ug/kg | 1.0 | 0.11 | 1 |
| p-Isopropyltoluene | ND | | ug/kg | 1.0 | 0.11 | 1 |
| Naphthalene | ND | | ug/kg | 4.0 | 0.65 | 1 |
| Acrylonitrile | ND | | ug/kg | 4.0 | 1.1 | 1 |

**Project Name:** PORT CHESTER **Lab Number:** L2232278

**Project Number:** 12166:2B **Report Date:** 07/13/22

## SAMPLE RESULTS

Lab ID: L2232278-08 Date Collected: 06/16/22 11:40

Client ID: SB-10-1.5 Date Received: 06/16/22

Sample Location: NEW YORK Field Prep: Not Specified

Sample Depth:

| Parameter | Result | Qualifier | Units | RL | MDL | Dilution Factor |
|---|---|---|---|---|---|---|
| **Volatile Organics by EPA 5035 Low - Westborough Lab** | | | | | | |
| n-Propylbenzene | ND | | ug/kg | 1.0 | 0.17 | 1 |
| 1,2,3-Trichlorobenzene | ND | | ug/kg | 2.0 | 0.32 | 1 |
| 1,2,4-Trichlorobenzene | ND | | ug/kg | 2.0 | 0.27 | 1 |
| 1,3,5-Trimethylbenzene | ND | | ug/kg | 2.0 | 0.19 | 1 |
| 1,2,4-Trimethylbenzene | ND | | ug/kg | 2.0 | 0.33 | 1 |
| 1,4-Dioxane | ND | | ug/kg | 80 | 35. | 1 |
| p-Diethylbenzene | ND | | ug/kg | 2.0 | 0.18 | 1 |
| p-Ethyltoluene | ND | | ug/kg | 2.0 | 0.38 | 1 |
| 1,2,4,5-Tetramethylbenzene | ND | | ug/kg | 2.0 | 0.19 | 1 |
| Ethyl ether | ND | | ug/kg | 2.0 | 0.34 | 1 |
| trans-1,4-Dichloro-2-butene | ND | | ug/kg | 5.0 | 1.4 | 1 |

Tentatively Identified Compounds

| | | | |
|---|---|---|---|
| No Tentatively Identified Compounds | ND | ug/kg | 1 |

| Surrogate | % Recovery | Qualifier | Acceptance Criteria |
|---|---|---|---|
| 1,2-Dichloroethane-d4 | 107 | | 70-130 |
| Toluene-d8 | 96 | | 70-130 |
| 4-Bromofluorobenzene | 106 | | 70-130 |
| Dibromofluoromethane | 100 | | 70-130 |

**Project Name:** PORT CHESTER
**Project Number:** 12166:2B

**Lab Number:** L2232278
**Report Date:** 07/13/22

## SAMPLE RESULTS

Lab ID: L2232278-09
Client ID: SB-11-1.5
Sample Location: NEW YORK

Date Collected: 06/16/22 11:55
Date Received: 06/16/22
Field Prep: Not Specified

Sample Depth:
Matrix: Soil
Analytical Method: 1,8260C
Analytical Date: 06/28/22 17:02
Analyst: AJK
Percent Solids: 81%

| Parameter | Result | Qualifier | Units | RL | MDL | Dilution Factor |
|---|---|---|---|---|---|---|
| **Volatile Organics by EPA 5035 Low - Westborough Lab** | | | | | | |
| Methylene chloride | ND | | ug/kg | 5.3 | 2.4 | 1 |
| 1,1-Dichloroethane | ND | | ug/kg | 1.0 | 0.15 | 1 |
| Chloroform | ND | | ug/kg | 1.6 | 0.15 | 1 |
| Carbon tetrachloride | ND | | ug/kg | 1.0 | 0.24 | 1 |
| 1,2-Dichloropropane | ND | | ug/kg | 1.0 | 0.13 | 1 |
| Dibromochloromethane | ND | | ug/kg | 1.0 | 0.15 | 1 |
| 1,1,2-Trichloroethane | ND | | ug/kg | 1.0 | 0.28 | 1 |
| Tetrachloroethene | ND | | ug/kg | 0.53 | 0.21 | 1 |
| Chlorobenzene | ND | | ug/kg | 0.53 | 0.13 | 1 |
| Trichlorofluoromethane | ND | | ug/kg | 4.2 | 0.73 | 1 |
| 1,2-Dichloroethane | ND | | ug/kg | 1.0 | 0.27 | 1 |
| 1,1,1-Trichloroethane | ND | | ug/kg | 0.53 | 0.18 | 1 |
| Bromodichloromethane | ND | | ug/kg | 0.53 | 0.11 | 1 |
| trans-1,3-Dichloropropene | ND | | ug/kg | 1.0 | 0.29 | 1 |
| cis-1,3-Dichloropropene | ND | | ug/kg | 0.53 | 0.17 | 1 |
| 1,3-Dichloropropene, Total | ND | | ug/kg | 0.53 | 0.17 | 1 |
| 1,1-Dichloropropene | ND | | ug/kg | 0.53 | 0.17 | 1 |
| Bromoform | ND | | ug/kg | 4.2 | 0.26 | 1 |
| 1,1,2,2-Tetrachloroethane | ND | | ug/kg | 0.53 | 0.17 | 1 |
| Benzene | ND | | ug/kg | 0.53 | 0.17 | 1 |
| Toluene | ND | | ug/kg | 1.0 | 0.57 | 1 |
| Ethylbenzene | ND | | ug/kg | 1.0 | 0.15 | 1 |
| Chloromethane | ND | | ug/kg | 4.2 | 0.98 | 1 |
| Bromomethane | ND | | ug/kg | 2.1 | 0.61 | 1 |
| Vinyl chloride | ND | | ug/kg | 1.0 | 0.35 | 1 |
| Chloroethane | ND | | ug/kg | 2.1 | 0.48 | 1 |
| 1,1-Dichloroethene | ND | | ug/kg | 1.0 | 0.25 | 1 |
| trans-1,2-Dichloroethene | ND | | ug/kg | 1.6 | 0.14 | 1 |

**Project Name:** PORT CHESTER **Lab Number:** L2232278

**Project Number:** 12166:2B **Report Date:** 07/13/22

## SAMPLE RESULTS

Lab ID: L2232278-09 Date Collected: 06/16/22 11:55

Client ID: SB-11-1.5 Date Received: 06/16/22

Sample Location: NEW YORK Field Prep: Not Specified

Sample Depth:

| Parameter | Result | Qualifier | Units | RL | MDL | Dilution Factor |
|---|---|---|---|---|---|---|
| Volatile Organics by EPA 5035 Low - Westborough Lab | | | | | | |
| Trichloroethene | ND | | ug/kg | 0.53 | 0.14 | 1 |
| 1,2-Dichlorobenzene | ND | | ug/kg | 2.1 | 0.15 | 1 |
| 1,3-Dichlorobenzene | ND | | ug/kg | 2.1 | 0.16 | 1 |
| 1,4-Dichlorobenzene | ND | | ug/kg | 2.1 | 0.18 | 1 |
| Methyl tert butyl ether | ND | | ug/kg | 2.1 | 0.21 | 1 |
| p/m-Xylene | ND | | ug/kg | 2.1 | 0.59 | 1 |
| o-Xylene | ND | | ug/kg | 1.0 | 0.31 | 1 |
| Xylenes, Total | ND | | ug/kg | 1.0 | 0.31 | 1 |
| cis-1,2-Dichloroethene | ND | | ug/kg | 1.0 | 0.18 | 1 |
| 1,2-Dichloroethene, Total | ND | | ug/kg | 1.0 | 0.14 | 1 |
| Dibromomethane | ND | | ug/kg | 2.1 | 0.25 | 1 |
| Styrene | ND | | ug/kg | 1.0 | 0.21 | 1 |
| Dichlorodifluoromethane | ND | | ug/kg | 10 | 0.96 | 1 |
| Acetone | ND | | ug/kg | 10 | 5.1 | 1 |
| Carbon disulfide | ND | | ug/kg | 10 | 4.8 | 1 |
| 2-Butanone | ND | | ug/kg | 10 | 2.3 | 1 |
| Vinyl acetate | ND | | ug/kg | 10 | 2.3 | 1 |
| 4-Methyl-2-pentanone | ND | | ug/kg | 10 | 1.3 | 1 |
| 1,2,3-Trichloropropane | ND | | ug/kg | 2.1 | 0.13 | 1 |
| 2-Hexanone | ND | | ug/kg | 10 | 1.2 | 1 |
| Bromochloromethane | ND | | ug/kg | 2.1 | 0.22 | 1 |
| 2,2-Dichloropropane | ND | | ug/kg | 2.1 | 0.21 | 1 |
| 1,2-Dibromoethane | ND | | ug/kg | 1.0 | 0.29 | 1 |
| 1,3-Dichloropropane | ND | | ug/kg | 2.1 | 0.18 | 1 |
| 1,1,1,2-Tetrachloroethane | ND | | ug/kg | 0.53 | 0.14 | 1 |
| Bromobenzene | ND | | ug/kg | 2.1 | 0.15 | 1 |
| n-Butylbenzene | ND | | ug/kg | 1.0 | 0.18 | 1 |
| sec-Butylbenzene | ND | | ug/kg | 1.0 | 0.15 | 1 |
| tert-Butylbenzene | ND | | ug/kg | 2.1 | 0.12 | 1 |
| o-Chlorotoluene | ND | | ug/kg | 2.1 | 0.20 | 1 |
| p-Chlorotoluene | ND | | ug/kg | 2.1 | 0.11 | 1 |
| 1,2-Dibromo-3-chloropropane | ND | | ug/kg | 3.2 | 1.0 | 1 |
| Hexachlorobutadiene | ND | | ug/kg | 4.2 | 0.18 | 1 |
| Isopropylbenzene | ND | | ug/kg | 1.0 | 0.11 | 1 |
| p-Isopropyltoluene | ND | | ug/kg | 1.0 | 0.11 | 1 |
| Naphthalene | ND | | ug/kg | 4.2 | 0.68 | 1 |
| Acrylonitrile | ND | | ug/kg | 4.2 | 1.2 | 1 |

**Project Name:** PORT CHESTER **Lab Number:** L2232278

**Project Number:** 12166:2B **Report Date:** 07/13/22

## SAMPLE RESULTS

Lab ID: L2232278-09 Date Collected: 06/16/22 11:55

Client ID: SB-11-1.5 Date Received: 06/16/22

Sample Location: NEW YORK Field Prep: Not Specified

Sample Depth:

| Parameter | Result | Qualifier | Units | RL | MDL | Dilution Factor |
|---|---|---|---|---|---|---|
| Volatile Organics by EPA 5035 Low - Westborough Lab | | | | | | |
| n-Propylbenzene | ND | | ug/kg | 1.0 | 0.18 | 1 |
| 1,2,3-Trichlorobenzene | ND | | ug/kg | 2.1 | 0.34 | 1 |
| 1,2,4-Trichlorobenzene | ND | | ug/kg | 2.1 | 0.29 | 1 |
| 1,3,5-Trimethylbenzene | ND | | ug/kg | 2.1 | 0.20 | 1 |
| 1,2,4-Trimethylbenzene | ND | | ug/kg | 2.1 | 0.35 | 1 |
| 1,4-Dioxane | ND | | ug/kg | 84 | 37. | 1 |
| p-Diethylbenzene | ND | | ug/kg | 2.1 | 0.19 | 1 |
| p-Ethyltoluene | ND | | ug/kg | 2.1 | 0.40 | 1 |
| 1,2,4,5-Tetramethylbenzene | ND | | ug/kg | 2.1 | 0.20 | 1 |
| Ethyl ether | ND | | ug/kg | 2.1 | 0.36 | 1 |
| trans-1,4-Dichloro-2-butene | ND | | ug/kg | 5.3 | 1.5 | 1 |

Tentatively Identified Compounds

| | | | |
|---|---|---|---|
| No Tentatively Identified Compounds | ND | ug/kg | 1 |

| Surrogate | % Recovery | Qualifier | Acceptance Criteria |
|---|---|---|---|
| 1,2-Dichloroethane-d4 | 107 | | 70-130 |
| Toluene-d8 | 96 | | 70-130 |
| 4-Bromofluorobenzene | 107 | | 70-130 |
| Dibromofluoromethane | 101 | | 70-130 |

**Project Name:** PORT CHESTER
**Project Number:** 12166:2B

**Lab Number:** L2232278
**Report Date:** 07/13/22

## SAMPLE RESULTS

Lab ID: L2232278-10
Client ID: SB-12-7.5
Sample Location: NEW YORK

Date Collected: 06/16/22 12:45
Date Received: 06/16/22
Field Prep: Not Specified

Sample Depth:
Matrix: Soil
Analytical Method: 1,8260C
Analytical Date: 06/28/22 15:25
Analyst: JC
Percent Solids: 81%

| Parameter | Result | Qualifier | Units | RL | MDL | Dilution Factor |
|---|---|---|---|---|---|---|
| **Volatile Organics by EPA 5035 Low - Westborough Lab** | | | | | | |
| Methylene chloride | ND | | ug/kg | 6.1 | 2.8 | 1 |
| 1,1-Dichloroethane | ND | | ug/kg | 1.2 | 0.18 | 1 |
| Chloroform | ND | | ug/kg | 1.8 | 0.17 | 1 |
| Carbon tetrachloride | ND | | ug/kg | 1.2 | 0.28 | 1 |
| 1,2-Dichloropropane | ND | | ug/kg | 1.2 | 0.15 | 1 |
| Dibromochloromethane | ND | | ug/kg | 1.2 | 0.17 | 1 |
| 1,1,2-Trichloroethane | ND | | ug/kg | 1.2 | 0.32 | 1 |
| Tetrachloroethene | ND | | ug/kg | 0.61 | 0.24 | 1 |
| Chlorobenzene | ND | | ug/kg | 0.61 | 0.15 | 1 |
| Trichlorofluoromethane | ND | | ug/kg | 4.9 | 0.85 | 1 |
| 1,2-Dichloroethane | ND | | ug/kg | 1.2 | 0.31 | 1 |
| 1,1,1-Trichloroethane | ND | | ug/kg | 0.61 | 0.20 | 1 |
| Bromodichloromethane | ND | | ug/kg | 0.61 | 0.13 | 1 |
| trans-1,3-Dichloropropene | ND | | ug/kg | 1.2 | 0.33 | 1 |
| cis-1,3-Dichloropropene | ND | | ug/kg | 0.61 | 0.19 | 1 |
| 1,3-Dichloropropene, Total | ND | | ug/kg | 0.61 | 0.19 | 1 |
| 1,1-Dichloropropene | ND | | ug/kg | 0.61 | 0.19 | 1 |
| Bromoform | ND | | ug/kg | 4.9 | 0.30 | 1 |
| 1,1,2,2-Tetrachloroethane | ND | | ug/kg | 0.61 | 0.20 | 1 |
| Benzene | ND | | ug/kg | 0.61 | 0.20 | 1 |
| Toluene | ND | | ug/kg | 1.2 | 0.66 | 1 |
| Ethylbenzene | ND | | ug/kg | 1.2 | 0.17 | 1 |
| Chloromethane | ND | | ug/kg | 4.9 | 1.1 | 1 |
| Bromomethane | ND | | ug/kg | 2.4 | 0.71 | 1 |
| Vinyl chloride | ND | | ug/kg | 1.2 | 0.41 | 1 |
| Chloroethane | ND | | ug/kg | 2.4 | 0.55 | 1 |
| 1,1-Dichloroethene | ND | | ug/kg | 1.2 | 0.29 | 1 |
| trans-1,2-Dichloroethene | ND | | ug/kg | 1.8 | 0.17 | 1 |

**Project Name:** PORT CHESTER **Lab Number:** L2232278

**Project Number:** 12166:2B **Report Date:** 07/13/22

## SAMPLE RESULTS

Lab ID: L2232278-10 Date Collected: 06/16/22 12:45

Client ID: SB-12-7.5 Date Received: 06/16/22

Sample Location: NEW YORK Field Prep: Not Specified

Sample Depth:

| Parameter | Result | Qualifier | Units | RL | MDL | Dilution Factor |
|---|---|---|---|---|---|---|
| Volatile Organics by EPA 5035 Low - Westborough Lab | | | | | | |
| Trichloroethene | ND | | ug/kg | 0.61 | 0.17 | 1 |
| 1,2-Dichlorobenzene | ND | | ug/kg | 2.4 | 0.18 | 1 |
| 1,3-Dichlorobenzene | ND | | ug/kg | 2.4 | 0.18 | 1 |
| 1,4-Dichlorobenzene | ND | | ug/kg | 2.4 | 0.21 | 1 |
| Methyl tert butyl ether | ND | | ug/kg | 2.4 | 0.24 | 1 |
| p/m-Xylene | ND | | ug/kg | 2.4 | 0.68 | 1 |
| o-Xylene | ND | | ug/kg | 1.2 | 0.35 | 1 |
| Xylenes, Total | ND | | ug/kg | 1.2 | 0.35 | 1 |
| cis-1,2-Dichloroethene | ND | | ug/kg | 1.2 | 0.21 | 1 |
| 1,2-Dichloroethene, Total | ND | | ug/kg | 1.2 | 0.17 | 1 |
| Dibromomethane | ND | | ug/kg | 2.4 | 0.29 | 1 |
| Styrene | ND | | ug/kg | 1.2 | 0.24 | 1 |
| Dichlorodifluoromethane | ND | | ug/kg | 12 | 1.1 | 1 |
| Acetone | ND | | ug/kg | 12 | 5.9 | 1 |
| Carbon disulfide | ND | | ug/kg | 12 | 5.5 | 1 |
| 2-Butanone | ND | | ug/kg | 12 | 2.7 | 1 |
| Vinyl acetate | ND | | ug/kg | 12 | 2.6 | 1 |
| 4-Methyl-2-pentanone | ND | | ug/kg | 12 | 1.6 | 1 |
| 1,2,3-Trichloropropane | ND | | ug/kg | 2.4 | 0.15 | 1 |
| 2-Hexanone | ND | | ug/kg | 12 | 1.4 | 1 |
| Bromochloromethane | ND | | ug/kg | 2.4 | 0.25 | 1 |
| 2,2-Dichloropropane | ND | | ug/kg | 2.4 | 0.25 | 1 |
| 1,2-Dibromoethane | ND | | ug/kg | 1.2 | 0.34 | 1 |
| 1,3-Dichloropropane | ND | | ug/kg | 2.4 | 0.20 | 1 |
| 1,1,1,2-Tetrachloroethane | ND | | ug/kg | 0.61 | 0.16 | 1 |
| Bromobenzene | ND | | ug/kg | 2.4 | 0.18 | 1 |
| n-Butylbenzene | ND | | ug/kg | 1.2 | 0.20 | 1 |
| sec-Butylbenzene | ND | | ug/kg | 1.2 | 0.18 | 1 |
| tert-Butylbenzene | ND | | ug/kg | 2.4 | 0.14 | 1 |
| o-Chlorotoluene | ND | | ug/kg | 2.4 | 0.23 | 1 |
| p-Chlorotoluene | ND | | ug/kg | 2.4 | 0.13 | 1 |
| 1,2-Dibromo-3-chloropropane | ND | | ug/kg | 3.6 | 1.2 | 1 |
| Hexachlorobutadiene | ND | | ug/kg | 4.9 | 0.21 | 1 |
| Isopropylbenzene | ND | | ug/kg | 1.2 | 0.13 | 1 |
| p-Isopropyltoluene | ND | | ug/kg | 1.2 | 0.13 | 1 |
| Naphthalene | ND | | ug/kg | 4.9 | 0.79 | 1 |
| Acrylonitrile | ND | | ug/kg | 4.9 | 1.4 | 1 |

**Project Name:** PORT CHESTER **Lab Number:** L2232278

**Project Number:** 12166:2B **Report Date:** 07/13/22

## SAMPLE RESULTS

Lab ID: L2232278-10 Date Collected: 06/16/22 12:45

Client ID: SB-12-7.5 Date Received: 06/16/22

Sample Location: NEW YORK Field Prep: Not Specified

Sample Depth:

| Parameter | Result | Qualifier | Units | RL | MDL | Dilution Factor |
|---|---|---|---|---|---|---|
| **Volatile Organics by EPA 5035 Low - Westborough Lab** | | | | | | |
| n-Propylbenzene | ND | | ug/kg | 1.2 | 0.21 | 1 |
| 1,2,3-Trichlorobenzene | ND | | ug/kg | 2.4 | 0.39 | 1 |
| 1,2,4-Trichlorobenzene | ND | | ug/kg | 2.4 | 0.33 | 1 |
| 1,3,5-Trimethylbenzene | ND | | ug/kg | 2.4 | 0.24 | 1 |
| 1,2,4-Trimethylbenzene | ND | | ug/kg | 2.4 | 0.41 | 1 |
| 1,4-Dioxane | ND | | ug/kg | 98 | 43. | 1 |
| p-Diethylbenzene | ND | | ug/kg | 2.4 | 0.22 | 1 |
| p-Ethyltoluene | ND | | ug/kg | 2.4 | 0.47 | 1 |
| 1,2,4,5-Tetramethylbenzene | ND | | ug/kg | 2.4 | 0.23 | 1 |
| Ethyl ether | ND | | ug/kg | 2.4 | 0.42 | 1 |
| trans-1,4-Dichloro-2-butene | ND | | ug/kg | 6.1 | 1.7 | 1 |

| Tentatively Identified Compounds | | | | |
|---|---|---|---|---|
| Total TIC Compounds | 5.34 | J | ug/kg | 1 |
| Unknown | 2.89 | J | ug/kg | 1 |
| Unknown | 2.45 | J | ug/kg | 1 |

| Surrogate | % Recovery | Qualifier | Acceptance Criteria |
|---|---|---|---|
| 1,2-Dichloroethane-d4 | 95 | | 70-130 |
| Toluene-d8 | 102 | | 70-130 |
| 4-Bromofluorobenzene | 105 | | 70-130 |
| Dibromofluoromethane | 101 | | 70-130 |

**Project Name:** PORT CHESTER
**Project Number:** 12166:2B

**Lab Number:** L2232278
**Report Date:** 07/13/22

## SAMPLE RESULTS

Lab ID: L2232278-11
Client ID: SB-13-2.0
Sample Location: NEW YORK

Date Collected: 06/16/22 13:00
Date Received: 06/16/22
Field Prep: Not Specified

Sample Depth:
Matrix: Soil
Analytical Method: 1,8260C
Analytical Date: 06/28/22 15:48
Analyst: JC
Percent Solids: 84%

| Parameter | Result | Qualifier | Units | RL | MDL | Dilution Factor |
|---|---|---|---|---|---|---|
| **Volatile Organics by EPA 5035 Low - Westborough Lab** | | | | | | |
| Methylene chloride | ND | | ug/kg | 5.1 | 2.3 | 1 |
| 1,1-Dichloroethane | ND | | ug/kg | 1.0 | 0.15 | 1 |
| Chloroform | ND | | ug/kg | 1.5 | 0.14 | 1 |
| Carbon tetrachloride | ND | | ug/kg | 1.0 | 0.23 | 1 |
| 1,2-Dichloropropane | ND | | ug/kg | 1.0 | 0.13 | 1 |
| Dibromochloromethane | ND | | ug/kg | 1.0 | 0.14 | 1 |
| 1,1,2-Trichloroethane | ND | | ug/kg | 1.0 | 0.27 | 1 |
| Tetrachloroethene | ND | | ug/kg | 0.51 | 0.20 | 1 |
| Chlorobenzene | ND | | ug/kg | 0.51 | 0.13 | 1 |
| Trichlorofluoromethane | ND | | ug/kg | 4.1 | 0.71 | 1 |
| 1,2-Dichloroethane | ND | | ug/kg | 1.0 | 0.26 | 1 |
| 1,1,1-Trichloroethane | ND | | ug/kg | 0.51 | 0.17 | 1 |
| Bromodichloromethane | ND | | ug/kg | 0.51 | 0.11 | 1 |
| trans-1,3-Dichloropropene | ND | | ug/kg | 1.0 | 0.28 | 1 |
| cis-1,3-Dichloropropene | ND | | ug/kg | 0.51 | 0.16 | 1 |
| 1,3-Dichloropropene, Total | ND | | ug/kg | 0.51 | 0.16 | 1 |
| 1,1-Dichloropropene | ND | | ug/kg | 0.51 | 0.16 | 1 |
| Bromoform | ND | | ug/kg | 4.1 | 0.25 | 1 |
| 1,1,2,2-Tetrachloroethane | ND | | ug/kg | 0.51 | 0.17 | 1 |
| Benzene | ND | | ug/kg | 0.51 | 0.17 | 1 |
| Toluene | ND | | ug/kg | 1.0 | 0.55 | 1 |
| Ethylbenzene | ND | | ug/kg | 1.0 | 0.14 | 1 |
| Chloromethane | ND | | ug/kg | 4.1 | 0.95 | 1 |
| Bromomethane | ND | | ug/kg | 2.0 | 0.59 | 1 |
| Vinyl chloride | ND | | ug/kg | 1.0 | 0.34 | 1 |
| Chloroethane | ND | | ug/kg | 2.0 | 0.46 | 1 |
| 1,1-Dichloroethene | ND | | ug/kg | 1.0 | 0.24 | 1 |
| trans-1,2-Dichloroethene | ND | | ug/kg | 1.5 | 0.14 | 1 |

**Project Name:** PORT CHESTER **Lab Number:** L2232278

**Project Number:** 12166:2B **Report Date:** 07/13/22

## SAMPLE RESULTS

Lab ID: L2232278-11 Date Collected: 06/16/22 13:00

Client ID: SB-13-2.0 Date Received: 06/16/22

Sample Location: NEW YORK Field Prep: Not Specified

Sample Depth:

| Parameter | Result | Qualifier | Units | RL | MDL | Dilution Factor |
|---|---|---|---|---|---|---|
| Volatile Organics by EPA 5035 Low - Westborough Lab | | | | | | |
| Trichloroethene | ND | | ug/kg | 0.51 | 0.14 | 1 |
| 1,2-Dichlorobenzene | ND | | ug/kg | 2.0 | 0.15 | 1 |
| 1,3-Dichlorobenzene | ND | | ug/kg | 2.0 | 0.15 | 1 |
| 1,4-Dichlorobenzene | ND | | ug/kg | 2.0 | 0.17 | 1 |
| Methyl tert butyl ether | ND | | ug/kg | 2.0 | 0.20 | 1 |
| p/m-Xylene | ND | | ug/kg | 2.0 | 0.57 | 1 |
| o-Xylene | ND | | ug/kg | 1.0 | 0.30 | 1 |
| Xylenes, Total | ND | | ug/kg | 1.0 | 0.30 | 1 |
| cis-1,2-Dichloroethene | ND | | ug/kg | 1.0 | 0.18 | 1 |
| 1,2-Dichloroethene, Total | ND | | ug/kg | 1.0 | 0.14 | 1 |
| Dibromomethane | ND | | ug/kg | 2.0 | 0.24 | 1 |
| Styrene | ND | | ug/kg | 1.0 | 0.20 | 1 |
| Dichlorodifluoromethane | ND | | ug/kg | 10 | 0.93 | 1 |
| Acetone | ND | | ug/kg | 10 | 4.9 | 1 |
| Carbon disulfide | ND | | ug/kg | 10 | 4.6 | 1 |
| 2-Butanone | ND | | ug/kg | 10 | 2.3 | 1 |
| Vinyl acetate | ND | | ug/kg | 10 | 2.2 | 1 |
| 4-Methyl-2-pentanone | ND | | ug/kg | 10 | 1.3 | 1 |
| 1,2,3-Trichloropropane | ND | | ug/kg | 2.0 | 0.13 | 1 |
| 2-Hexanone | ND | | ug/kg | 10 | 1.2 | 1 |
| Bromochloromethane | ND | | ug/kg | 2.0 | 0.21 | 1 |
| 2,2-Dichloropropane | ND | | ug/kg | 2.0 | 0.20 | 1 |
| 1,2-Dibromoethane | ND | | ug/kg | 1.0 | 0.28 | 1 |
| 1,3-Dichloropropane | ND | | ug/kg | 2.0 | 0.17 | 1 |
| 1,1,1,2-Tetrachloroethane | ND | | ug/kg | 0.51 | 0.13 | 1 |
| Bromobenzene | ND | | ug/kg | 2.0 | 0.15 | 1 |
| n-Butylbenzene | ND | | ug/kg | 1.0 | 0.17 | 1 |
| sec-Butylbenzene | ND | | ug/kg | 1.0 | 0.15 | 1 |
| tert-Butylbenzene | ND | | ug/kg | 2.0 | 0.12 | 1 |
| o-Chlorotoluene | ND | | ug/kg | 2.0 | 0.19 | 1 |
| p-Chlorotoluene | ND | | ug/kg | 2.0 | 0.11 | 1 |
| 1,2-Dibromo-3-chloropropane | ND | | ug/kg | 3.0 | 1.0 | 1 |
| Hexachlorobutadiene | ND | | ug/kg | 4.1 | 0.17 | 1 |
| Isopropylbenzene | ND | | ug/kg | 1.0 | 0.11 | 1 |
| p-Isopropyltoluene | ND | | ug/kg | 1.0 | 0.11 | 1 |
| Naphthalene | ND | | ug/kg | 4.1 | 0.66 | 1 |
| Acrylonitrile | ND | | ug/kg | 4.1 | 1.2 | 1 |

**Project Name:** PORT CHESTER **Lab Number:** L2232278

**Project Number:** 12166:2B **Report Date:** 07/13/22

## SAMPLE RESULTS

Lab ID: L2232278-11 Date Collected: 06/16/22 13:00

Client ID: SB-13-2.0 Date Received: 06/16/22

Sample Location: NEW YORK Field Prep: Not Specified

Sample Depth:

| Parameter | Result | Qualifier | Units | RL | MDL | Dilution Factor |
|---|---|---|---|---|---|---|
| **Volatile Organics by EPA 5035 Low - Westborough Lab** | | | | | | |
| n-Propylbenzene | ND | | ug/kg | 1.0 | 0.17 | 1 |
| 1,2,3-Trichlorobenzene | ND | | ug/kg | 2.0 | 0.33 | 1 |
| 1,2,4-Trichlorobenzene | ND | | ug/kg | 2.0 | 0.28 | 1 |
| 1,3,5-Trimethylbenzene | ND | | ug/kg | 2.0 | 0.20 | 1 |
| 1,2,4-Trimethylbenzene | ND | | ug/kg | 2.0 | 0.34 | 1 |
| 1,4-Dioxane | ND | | ug/kg | 82 | 36. | 1 |
| p-Diethylbenzene | ND | | ug/kg | 2.0 | 0.18 | 1 |
| p-Ethyltoluene | ND | | ug/kg | 2.0 | 0.39 | 1 |
| 1,2,4,5-Tetramethylbenzene | ND | | ug/kg | 2.0 | 0.19 | 1 |
| Ethyl ether | ND | | ug/kg | 2.0 | 0.35 | 1 |
| trans-1,4-Dichloro-2-butene | ND | | ug/kg | 5.1 | 1.4 | 1 |

| Tentatively Identified Compounds | | | | |
|---|---|---|---|---|
| Total TIC Compounds | 2.28 | J | ug/kg | 1 |
| Cyclotrisiloxane, Hexamethyl- | 2.28 | NJ | ug/kg | 1 |

| Surrogate | % Recovery | Qualifier | Acceptance Criteria |
|---|---|---|---|
| 1,2-Dichloroethane-d4 | 95 | | 70-130 |
| Toluene-d8 | 98 | | 70-130 |
| 4-Bromofluorobenzene | 101 | | 70-130 |
| Dibromofluoromethane | 100 | | 70-130 |

**Project Name:** PORT CHESTER
**Project Number:** 12166:2B

**Lab Number:** L2232278
**Report Date:** 07/13/22

## SAMPLE RESULTS

Lab ID: L2232278-12
Client ID: SB-14-3.0
Sample Location: NEW YORK

Date Collected: 06/16/22 13:10
Date Received: 06/16/22
Field Prep: Not Specified

Sample Depth:
Matrix: Soil
Analytical Method: 1,8260C
Analytical Date: 06/28/22 16:11
Analyst: JC
Percent Solids: 85%

| Parameter | Result | Qualifier | Units | RL | MDL | Dilution Factor |
|---|---|---|---|---|---|---|
| **Volatile Organics by EPA 5035 Low - Westborough Lab** | | | | | | |
| Methylene chloride | ND | | ug/kg | 5.3 | 2.4 | 1 |
| 1,1-Dichloroethane | ND | | ug/kg | 1.0 | 0.15 | 1 |
| Chloroform | ND | | ug/kg | 1.6 | 0.15 | 1 |
| Carbon tetrachloride | ND | | ug/kg | 1.0 | 0.24 | 1 |
| 1,2-Dichloropropane | ND | | ug/kg | 1.0 | 0.13 | 1 |
| Dibromochloromethane | ND | | ug/kg | 1.0 | 0.15 | 1 |
| 1,1,2-Trichloroethane | ND | | ug/kg | 1.0 | 0.28 | 1 |
| Tetrachloroethene | ND | | ug/kg | 0.53 | 0.21 | 1 |
| Chlorobenzene | ND | | ug/kg | 0.53 | 0.13 | 1 |
| Trichlorofluoromethane | ND | | ug/kg | 4.2 | 0.74 | 1 |
| 1,2-Dichloroethane | ND | | ug/kg | 1.0 | 0.27 | 1 |
| 1,1,1-Trichloroethane | ND | | ug/kg | 0.53 | 0.18 | 1 |
| Bromodichloromethane | ND | | ug/kg | 0.53 | 0.12 | 1 |
| trans-1,3-Dichloropropene | ND | | ug/kg | 1.0 | 0.29 | 1 |
| cis-1,3-Dichloropropene | ND | | ug/kg | 0.53 | 0.17 | 1 |
| 1,3-Dichloropropene, Total | ND | | ug/kg | 0.53 | 0.17 | 1 |
| 1,1-Dichloropropene | ND | | ug/kg | 0.53 | 0.17 | 1 |
| Bromoform | ND | | ug/kg | 4.2 | 0.26 | 1 |
| 1,1,2,2-Tetrachloroethane | ND | | ug/kg | 0.53 | 0.18 | 1 |
| Benzene | ND | | ug/kg | 0.53 | 0.18 | 1 |
| Toluene | ND | | ug/kg | 1.0 | 0.58 | 1 |
| Ethylbenzene | ND | | ug/kg | 1.0 | 0.15 | 1 |
| Chloromethane | ND | | ug/kg | 4.2 | 0.99 | 1 |
| Bromomethane | ND | | ug/kg | 2.1 | 0.62 | 1 |
| Vinyl chloride | ND | | ug/kg | 1.0 | 0.36 | 1 |
| Chloroethane | ND | | ug/kg | 2.1 | 0.48 | 1 |
| 1,1-Dichloroethene | ND | | ug/kg | 1.0 | 0.25 | 1 |
| trans-1,2-Dichloroethene | ND | | ug/kg | 1.6 | 0.14 | 1 |

**Project Name:** PORT CHESTER **Lab Number:** L2232278

**Project Number:** 12166:2B **Report Date:** 07/13/22

## SAMPLE RESULTS

Lab ID: L2232278-12 Date Collected: 06/16/22 13:10

Client ID: SB-14-3.0 Date Received: 06/16/22

Sample Location: NEW YORK Field Prep: Not Specified

Sample Depth:

| Parameter | Result | Qualifier | Units | RL | MDL | Dilution Factor |
|---|---|---|---|---|---|---|
| Volatile Organics by EPA 5035 Low - Westborough Lab | | | | | | |
| Trichloroethene | ND | | ug/kg | 0.53 | 0.14 | 1 |
| 1,2-Dichlorobenzene | ND | | ug/kg | 2.1 | 0.15 | 1 |
| 1,3-Dichlorobenzene | ND | | ug/kg | 2.1 | 0.16 | 1 |
| 1,4-Dichlorobenzene | ND | | ug/kg | 2.1 | 0.18 | 1 |
| Methyl tert butyl ether | ND | | ug/kg | 2.1 | 0.21 | 1 |
| p/m-Xylene | ND | | ug/kg | 2.1 | 0.59 | 1 |
| o-Xylene | ND | | ug/kg | 1.0 | 0.31 | 1 |
| Xylenes, Total | ND | | ug/kg | 1.0 | 0.31 | 1 |
| cis-1,2-Dichloroethene | ND | | ug/kg | 1.0 | 0.18 | 1 |
| 1,2-Dichloroethene, Total | ND | | ug/kg | 1.0 | 0.14 | 1 |
| Dibromomethane | ND | | ug/kg | 2.1 | 0.25 | 1 |
| Styrene | ND | | ug/kg | 1.0 | 0.21 | 1 |
| Dichlorodifluoromethane | ND | | ug/kg | 10 | 0.97 | 1 |
| Acetone | ND | | ug/kg | 10 | 5.1 | 1 |
| Carbon disulfide | ND | | ug/kg | 10 | 4.8 | 1 |
| 2-Butanone | ND | | ug/kg | 10 | 2.4 | 1 |
| Vinyl acetate | ND | | ug/kg | 10 | 2.3 | 1 |
| 4-Methyl-2-pentanone | ND | | ug/kg | 10 | 1.4 | 1 |
| 1,2,3-Trichloropropane | ND | | ug/kg | 2.1 | 0.13 | 1 |
| 2-Hexanone | ND | | ug/kg | 10 | 1.2 | 1 |
| Bromochloromethane | ND | | ug/kg | 2.1 | 0.22 | 1 |
| 2,2-Dichloropropane | ND | | ug/kg | 2.1 | 0.21 | 1 |
| 1,2-Dibromoethane | ND | | ug/kg | 1.0 | 0.30 | 1 |
| 1,3-Dichloropropane | ND | | ug/kg | 2.1 | 0.18 | 1 |
| 1,1,1,2-Tetrachloroethane | ND | | ug/kg | 0.53 | 0.14 | 1 |
| Bromobenzene | ND | | ug/kg | 2.1 | 0.15 | 1 |
| n-Butylbenzene | ND | | ug/kg | 1.0 | 0.18 | 1 |
| sec-Butylbenzene | ND | | ug/kg | 1.0 | 0.15 | 1 |
| tert-Butylbenzene | ND | | ug/kg | 2.1 | 0.12 | 1 |
| o-Chlorotoluene | ND | | ug/kg | 2.1 | 0.20 | 1 |
| p-Chlorotoluene | ND | | ug/kg | 2.1 | 0.11 | 1 |
| 1,2-Dibromo-3-chloropropane | ND | | ug/kg | 3.2 | 1.0 | 1 |
| Hexachlorobutadiene | ND | | ug/kg | 4.2 | 0.18 | 1 |
| Isopropylbenzene | ND | | ug/kg | 1.0 | 0.12 | 1 |
| p-Isopropyltoluene | ND | | ug/kg | 1.0 | 0.12 | 1 |
| Naphthalene | ND | | ug/kg | 4.2 | 0.69 | 1 |
| Acrylonitrile | ND | | ug/kg | 4.2 | 1.2 | 1 |

**Project Name:** PORT CHESTER **Lab Number:** L2232278

**Project Number:** 12166:2B **Report Date:** 07/13/22

## SAMPLE RESULTS

Lab ID: L2232278-12 Date Collected: 06/16/22 13:10

Client ID: SB-14-3.0 Date Received: 06/16/22

Sample Location: NEW YORK Field Prep: Not Specified

Sample Depth:

| Parameter | Result | Qualifier | Units | RL | MDL | Dilution Factor |
|---|---|---|---|---|---|---|
| **Volatile Organics by EPA 5035 Low - Westborough Lab** | | | | | | |
| n-Propylbenzene | ND | | ug/kg | 1.0 | 0.18 | 1 |
| 1,2,3-Trichlorobenzene | ND | | ug/kg | 2.1 | 0.34 | 1 |
| 1,2,4-Trichlorobenzene | ND | | ug/kg | 2.1 | 0.29 | 1 |
| 1,3,5-Trimethylbenzene | ND | | ug/kg | 2.1 | 0.20 | 1 |
| 1,2,4-Trimethylbenzene | ND | | ug/kg | 2.1 | 0.35 | 1 |
| 1,4-Dioxane | ND | | ug/kg | 85 | 37. | 1 |
| p-Diethylbenzene | ND | | ug/kg | 2.1 | 0.19 | 1 |
| p-Ethyltoluene | ND | | ug/kg | 2.1 | 0.41 | 1 |
| 1,2,4,5-Tetramethylbenzene | ND | | ug/kg | 2.1 | 0.20 | 1 |
| Ethyl ether | ND | | ug/kg | 2.1 | 0.36 | 1 |
| trans-1,4-Dichloro-2-butene | ND | | ug/kg | 5.3 | 1.5 | 1 |

Tentatively Identified Compounds

| | | | | |
|---|---|---|---|---|
| Total TIC Compounds | 2.18 | J | ug/kg | 1 |
| Unknown | 2.18 | J | ug/kg | 1 |

| Surrogate | % Recovery | Qualifier | Acceptance Criteria |
|---|---|---|---|
| 1,2-Dichloroethane-d4 | 95 | | 70-130 |
| Toluene-d8 | 97 | | 70-130 |
| 4-Bromofluorobenzene | 101 | | 70-130 |
| Dibromofluoromethane | 100 | | 70-130 |

**Project Name:** PORT CHESTER
**Project Number:** 12166:2B

**Lab Number:** L2232278
**Report Date:** 07/13/22

## SAMPLE RESULTS

Lab ID: L2232278-13
Client ID: SB-15-0.5
Sample Location: NEW YORK

Date Collected: 06/16/22 13:15
Date Received: 06/16/22
Field Prep: Not Specified

Sample Depth:
Matrix: Soil
Analytical Method: 1,8260C
Analytical Date: 06/28/22 16:34
Analyst: JC
Percent Solids: 95%

| Parameter | Result | Qualifier | Units | RL | MDL | Dilution Factor |
|---|---|---|---|---|---|---|
| **Volatile Organics by EPA 5035 Low - Westborough Lab** | | | | | | |
| Methylene chloride | 3.3 | J | ug/kg | 6.7 | 3.1 | 1 |
| 1,1-Dichloroethane | ND | | ug/kg | 1.3 | 0.19 | 1 |
| Chloroform | ND | | ug/kg | 2.0 | 0.19 | 1 |
| Carbon tetrachloride | ND | | ug/kg | 1.3 | 0.31 | 1 |
| 1,2-Dichloropropane | ND | | ug/kg | 1.3 | 0.17 | 1 |
| Dibromochloromethane | ND | | ug/kg | 1.3 | 0.19 | 1 |
| 1,1,2-Trichloroethane | ND | | ug/kg | 1.3 | 0.36 | 1 |
| Tetrachloroethene | ND | | ug/kg | 0.67 | 0.26 | 1 |
| Chlorobenzene | ND | | ug/kg | 0.67 | 0.17 | 1 |
| Trichlorofluoromethane | ND | | ug/kg | 5.4 | 0.93 | 1 |
| 1,2-Dichloroethane | ND | | ug/kg | 1.3 | 0.34 | 1 |
| 1,1,1-Trichloroethane | ND | | ug/kg | 0.67 | 0.22 | 1 |
| Bromodichloromethane | ND | | ug/kg | 0.67 | 0.15 | 1 |
| trans-1,3-Dichloropropene | ND | | ug/kg | 1.3 | 0.37 | 1 |
| cis-1,3-Dichloropropene | ND | | ug/kg | 0.67 | 0.21 | 1 |
| 1,3-Dichloropropene, Total | ND | | ug/kg | 0.67 | 0.21 | 1 |
| 1,1-Dichloropropene | ND | | ug/kg | 0.67 | 0.21 | 1 |
| Bromoform | ND | | ug/kg | 5.4 | 0.33 | 1 |
| 1,1,2,2-Tetrachloroethane | ND | | ug/kg | 0.67 | 0.22 | 1 |
| Benzene | ND | | ug/kg | 0.67 | 0.22 | 1 |
| Toluene | ND | | ug/kg | 1.3 | 0.73 | 1 |
| Ethylbenzene | ND | | ug/kg | 1.3 | 0.19 | 1 |
| Chloromethane | ND | | ug/kg | 5.4 | 1.2 | 1 |
| Bromomethane | ND | | ug/kg | 2.7 | 0.78 | 1 |
| Vinyl chloride | ND | | ug/kg | 1.3 | 0.45 | 1 |
| Chloroethane | ND | | ug/kg | 2.7 | 0.61 | 1 |
| 1,1-Dichloroethene | ND | | ug/kg | 1.3 | 0.32 | 1 |
| trans-1,2-Dichloroethene | ND | | ug/kg | 2.0 | 0.18 | 1 |

**Project Name:** PORT CHESTER **Lab Number:** L2232278

**Project Number:** 12166:2B **Report Date:** 07/13/22

## SAMPLE RESULTS

Lab ID: L2232278-13 Date Collected: 06/16/22 13:15

Client ID: SB-15-0.5 Date Received: 06/16/22

Sample Location: NEW YORK Field Prep: Not Specified

Sample Depth:

| Parameter | Result | Qualifier | Units | RL | MDL | Dilution Factor |
|---|---|---|---|---|---|---|
| Volatile Organics by EPA 5035 Low - Westborough Lab | | | | | | |
| Trichloroethene | ND | | ug/kg | 0.67 | 0.18 | 1 |
| 1,2-Dichlorobenzene | ND | | ug/kg | 2.7 | 0.19 | 1 |
| 1,3-Dichlorobenzene | ND | | ug/kg | 2.7 | 0.20 | 1 |
| 1,4-Dichlorobenzene | ND | | ug/kg | 2.7 | 0.23 | 1 |
| Methyl tert butyl ether | ND | | ug/kg | 2.7 | 0.27 | 1 |
| p/m-Xylene | ND | | ug/kg | 2.7 | 0.75 | 1 |
| o-Xylene | ND | | ug/kg | 1.3 | 0.39 | 1 |
| Xylenes, Total | ND | | ug/kg | 1.3 | 0.39 | 1 |
| cis-1,2-Dichloroethene | ND | | ug/kg | 1.3 | 0.24 | 1 |
| 1,2-Dichloroethene, Total | ND | | ug/kg | 1.3 | 0.18 | 1 |
| Dibromomethane | ND | | ug/kg | 2.7 | 0.32 | 1 |
| Styrene | 0.54 | J | ug/kg | 1.3 | 0.26 | 1 |
| Dichlorodifluoromethane | ND | | ug/kg | 13 | 1.2 | 1 |
| Acetone | ND | | ug/kg | 13 | 6.5 | 1 |
| Carbon disulfide | ND | | ug/kg | 13 | 6.1 | 1 |
| 2-Butanone | ND | | ug/kg | 13 | 3.0 | 1 |
| Vinyl acetate | ND | | ug/kg | 13 | 2.9 | 1 |
| 4-Methyl-2-pentanone | ND | | ug/kg | 13 | 1.7 | 1 |
| 1,2,3-Trichloropropane | ND | | ug/kg | 2.7 | 0.17 | 1 |
| 2-Hexanone | ND | | ug/kg | 13 | 1.6 | 1 |
| Bromochloromethane | ND | | ug/kg | 2.7 | 0.28 | 1 |
| 2,2-Dichloropropane | ND | | ug/kg | 2.7 | 0.27 | 1 |
| 1,2-Dibromoethane | ND | | ug/kg | 1.3 | 0.37 | 1 |
| 1,3-Dichloropropane | ND | | ug/kg | 2.7 | 0.22 | 1 |
| 1,1,1,2-Tetrachloroethane | ND | | ug/kg | 0.67 | 0.18 | 1 |
| Bromobenzene | ND | | ug/kg | 2.7 | 0.19 | 1 |
| n-Butylbenzene | ND | | ug/kg | 1.3 | 0.22 | 1 |
| sec-Butylbenzene | ND | | ug/kg | 1.3 | 0.20 | 1 |
| tert-Butylbenzene | ND | | ug/kg | 2.7 | 0.16 | 1 |
| o-Chlorotoluene | ND | | ug/kg | 2.7 | 0.26 | 1 |
| p-Chlorotoluene | ND | | ug/kg | 2.7 | 0.14 | 1 |
| 1,2-Dibromo-3-chloropropane | ND | | ug/kg | 4.0 | 1.3 | 1 |
| Hexachlorobutadiene | ND | | ug/kg | 5.4 | 0.23 | 1 |
| Isopropylbenzene | ND | | ug/kg | 1.3 | 0.15 | 1 |
| p-Isopropyltoluene | ND | | ug/kg | 1.3 | 0.15 | 1 |
| Naphthalene | ND | | ug/kg | 5.4 | 0.87 | 1 |
| Acrylonitrile | ND | | ug/kg | 5.4 | 1.5 | 1 |

**Project Name:** PORT CHESTER **Lab Number:** L2232278

**Project Number:** 12166:2B **Report Date:** 07/13/22

## SAMPLE RESULTS

Lab ID: L2232278-13 Date Collected: 06/16/22 13:15

Client ID: SB-15-0.5 Date Received: 06/16/22

Sample Location: NEW YORK Field Prep: Not Specified

Sample Depth:

| Parameter | Result | Qualifier | Units | RL | MDL | Dilution Factor |
|---|---|---|---|---|---|---|
| **Volatile Organics by EPA 5035 Low - Westborough Lab** | | | | | | |
| n-Propylbenzene | ND | | ug/kg | 1.3 | 0.23 | 1 |
| 1,2,3-Trichlorobenzene | ND | | ug/kg | 2.7 | 0.43 | 1 |
| 1,2,4-Trichlorobenzene | ND | | ug/kg | 2.7 | 0.36 | 1 |
| 1,3,5-Trimethylbenzene | ND | | ug/kg | 2.7 | 0.26 | 1 |
| 1,2,4-Trimethylbenzene | ND | | ug/kg | 2.7 | 0.45 | 1 |
| 1,4-Dioxane | ND | | ug/kg | 110 | 47. | 1 |
| p-Diethylbenzene | ND | | ug/kg | 2.7 | 0.24 | 1 |
| p-Ethyltoluene | ND | | ug/kg | 2.7 | 0.52 | 1 |
| 1,2,4,5-Tetramethylbenzene | ND | | ug/kg | 2.7 | 0.26 | 1 |
| Ethyl ether | ND | | ug/kg | 2.7 | 0.46 | 1 |
| trans-1,4-Dichloro-2-butene | ND | | ug/kg | 6.7 | 1.9 | 1 |

Tentatively Identified Compounds

| | | | |
|---|---|---|---|
| No Tentatively Identified Compounds | ND | ug/kg | 1 |

| Surrogate | % Recovery | Qualifier | Acceptance Criteria |
|---|---|---|---|
| 1,2-Dichloroethane-d4 | 96 | | 70-130 |
| Toluene-d8 | 96 | | 70-130 |
| 4-Bromofluorobenzene | 99 | | 70-130 |
| Dibromofluoromethane | 100 | | 70-130 |

**Project Name:** PORT CHESTER
**Project Number:** 12166:2B

**Lab Number:** L2232278
**Report Date:** 07/13/22

## SAMPLE RESULTS

Lab ID: L2232278-14
Client ID: TW-2
Sample Location: NEW YORK

Date Collected: 06/16/22 10:10
Date Received: 06/16/22
Field Prep: Not Specified

Sample Depth:
Matrix: Water
Analytical Method: 1,8260C
Analytical Date: 06/28/22 21:28
Analyst: PD

| Parameter | Result | Qualifier | Units | RL | MDL | Dilution Factor |
|---|---|---|---|---|---|---|
| **Volatile Organics by GC/MS - Westborough Lab** | | | | | | |
| Methylene chloride | ND | | ug/l | 2.5 | 0.70 | 1 |
| 1,1-Dichloroethane | ND | | ug/l | 2.5 | 0.70 | 1 |
| Chloroform | ND | | ug/l | 2.5 | 0.70 | 1 |
| Carbon tetrachloride | ND | | ug/l | 0.50 | 0.13 | 1 |
| 1,2-Dichloropropane | ND | | ug/l | 1.0 | 0.14 | 1 |
| Dibromochloromethane | ND | | ug/l | 0.50 | 0.15 | 1 |
| 1,1,2-Trichloroethane | ND | | ug/l | 1.5 | 0.50 | 1 |
| Tetrachloroethene | ND | | ug/l | 0.50 | 0.18 | 1 |
| Chlorobenzene | ND | | ug/l | 2.5 | 0.70 | 1 |
| Trichlorofluoromethane | ND | | ug/l | 2.5 | 0.70 | 1 |
| 1,2-Dichloroethane | ND | | ug/l | 0.50 | 0.13 | 1 |
| 1,1,1-Trichloroethane | ND | | ug/l | 2.5 | 0.70 | 1 |
| Bromodichloromethane | ND | | ug/l | 0.50 | 0.19 | 1 |
| trans-1,3-Dichloropropene | ND | | ug/l | 0.50 | 0.16 | 1 |
| cis-1,3-Dichloropropene | ND | | ug/l | 0.50 | 0.14 | 1 |
| 1,3-Dichloropropene, Total | ND | | ug/l | 0.50 | 0.14 | 1 |
| 1,1-Dichloropropene | ND | | ug/l | 2.5 | 0.70 | 1 |
| Bromoform | ND | | ug/l | 2.0 | 0.65 | 1 |
| 1,1,2,2-Tetrachloroethane | ND | | ug/l | 0.50 | 0.17 | 1 |
| Benzene | ND | | ug/l | 0.50 | 0.16 | 1 |
| Toluene | ND | | ug/l | 2.5 | 0.70 | 1 |
| Ethylbenzene | ND | | ug/l | 2.5 | 0.70 | 1 |
| Chloromethane | ND | | ug/l | 2.5 | 0.70 | 1 |
| Bromomethane | ND | | ug/l | 2.5 | 0.70 | 1 |
| Vinyl chloride | ND | | ug/l | 1.0 | 0.07 | 1 |
| Chloroethane | ND | | ug/l | 2.5 | 0.70 | 1 |
| 1,1-Dichloroethene | ND | | ug/l | 0.50 | 0.17 | 1 |
| trans-1,2-Dichloroethene | ND | | ug/l | 2.5 | 0.70 | 1 |

**Project Name:** PORT CHESTER **Lab Number:** L2232278

**Project Number:** 12166:2B **Report Date:** 07/13/22

## SAMPLE RESULTS

Lab ID: L2232278-14 Date Collected: 06/16/22 10:10

Client ID: TW-2 Date Received: 06/16/22

Sample Location: NEW YORK Field Prep: Not Specified

Sample Depth:

| Parameter | Result | Qualifier | Units | RL | MDL | Dilution Factor |
|---|---|---|---|---|---|---|
| **Volatile Organics by GC/MS - Westborough Lab** | | | | | | |
| Trichloroethene | ND | | ug/l | 0.50 | 0.18 | 1 |
| 1,2-Dichlorobenzene | ND | | ug/l | 2.5 | 0.70 | 1 |
| 1,3-Dichlorobenzene | ND | | ug/l | 2.5 | 0.70 | 1 |
| 1,4-Dichlorobenzene | ND | | ug/l | 2.5 | 0.70 | 1 |
| Methyl tert butyl ether | ND | | ug/l | 2.5 | 0.70 | 1 |
| p/m-Xylene | ND | | ug/l | 2.5 | 0.70 | 1 |
| o-Xylene | ND | | ug/l | 2.5 | 0.70 | 1 |
| Xylenes, Total | ND | | ug/l | 2.5 | 0.70 | 1 |
| cis-1,2-Dichloroethene | ND | | ug/l | 2.5 | 0.70 | 1 |
| 1,2-Dichloroethene, Total | ND | | ug/l | 2.5 | 0.70 | 1 |
| Dibromomethane | ND | | ug/l | 5.0 | 1.0 | 1 |
| 1,2,3-Trichloropropane | ND | | ug/l | 2.5 | 0.70 | 1 |
| Acrylonitrile | ND | | ug/l | 5.0 | 1.5 | 1 |
| Styrene | ND | | ug/l | 2.5 | 0.70 | 1 |
| Dichlorodifluoromethane | ND | | ug/l | 5.0 | 1.0 | 1 |
| Acetone | 16 | | ug/l | 5.0 | 1.5 | 1 |
| Carbon disulfide | ND | | ug/l | 5.0 | 1.0 | 1 |
| 2-Butanone | 3.2 | J | ug/l | 5.0 | 1.9 | 1 |
| Vinyl acetate | ND | | ug/l | 5.0 | 1.0 | 1 |
| 4-Methyl-2-pentanone | ND | | ug/l | 5.0 | 1.0 | 1 |
| 2-Hexanone | ND | | ug/l | 5.0 | 1.0 | 1 |
| Bromochloromethane | ND | | ug/l | 2.5 | 0.70 | 1 |
| 2,2-Dichloropropane | ND | | ug/l | 2.5 | 0.70 | 1 |
| 1,2-Dibromoethane | ND | | ug/l | 2.0 | 0.65 | 1 |
| 1,3-Dichloropropane | ND | | ug/l | 2.5 | 0.70 | 1 |
| 1,1,1,2-Tetrachloroethane | ND | | ug/l | 2.5 | 0.70 | 1 |
| Bromobenzene | ND | | ug/l | 2.5 | 0.70 | 1 |
| n-Butylbenzene | ND | | ug/l | 2.5 | 0.70 | 1 |
| sec-Butylbenzene | ND | | ug/l | 2.5 | 0.70 | 1 |
| tert-Butylbenzene | ND | | ug/l | 2.5 | 0.70 | 1 |
| o-Chlorotoluene | ND | | ug/l | 2.5 | 0.70 | 1 |
| p-Chlorotoluene | ND | | ug/l | 2.5 | 0.70 | 1 |
| 1,2-Dibromo-3-chloropropane | ND | | ug/l | 2.5 | 0.70 | 1 |
| Hexachlorobutadiene | ND | | ug/l | 2.5 | 0.70 | 1 |
| Isopropylbenzene | ND | | ug/l | 2.5 | 0.70 | 1 |
| p-Isopropyltoluene | ND | | ug/l | 2.5 | 0.70 | 1 |
| Naphthalene | ND | | ug/l | 2.5 | 0.70 | 1 |

**Project Name:** PORT CHESTER **Lab Number:** L2232278

**Project Number:** 12166:2B **Report Date:** 07/13/22

## SAMPLE RESULTS

Lab ID: L2232278-14 Date Collected: 06/16/22 10:10

Client ID: TW-2 Date Received: 06/16/22

Sample Location: NEW YORK Field Prep: Not Specified

Sample Depth:

| Parameter | Result | Qualifier | Units | RL | MDL | Dilution Factor |
|---|---|---|---|---|---|---|
| **Volatile Organics by GC/MS - Westborough Lab** | | | | | | |
| n-Propylbenzene | ND | | ug/l | 2.5 | 0.70 | 1 |
| 1,2,3-Trichlorobenzene | ND | | ug/l | 2.5 | 0.70 | 1 |
| 1,2,4-Trichlorobenzene | ND | | ug/l | 2.5 | 0.70 | 1 |
| 1,3,5-Trimethylbenzene | ND | | ug/l | 2.5 | 0.70 | 1 |
| 1,2,4-Trimethylbenzene | ND | | ug/l | 2.5 | 0.70 | 1 |
| 1,4-Dioxane | ND | | ug/l | 250 | 61. | 1 |
| p-Diethylbenzene | ND | | ug/l | 2.0 | 0.70 | 1 |
| p-Ethyltoluene | ND | | ug/l | 2.0 | 0.70 | 1 |
| 1,2,4,5-Tetramethylbenzene | ND | | ug/l | 2.0 | 0.54 | 1 |
| Ethyl ether | ND | | ug/l | 2.5 | 0.70 | 1 |
| trans-1,4-Dichloro-2-butene | ND | | ug/l | 2.5 | 0.70 | 1 |

| Tentatively Identified Compounds | | | | |
|---|---|---|---|---|
| Total TIC Compounds | 107 | J | ug/l | 1 |
| Unknown Alkane | 12.3 | J | ug/l | 1 |
| Unknown Aromatic | 3.94 | J | ug/l | 1 |
| Unknown Cycloalkane | 8.30 | J | ug/l | 1 |
| Unknown | 4.40 | J | ug/l | 1 |
| Unknown | 4.51 | J | ug/l | 1 |
| Decane, 3,7-dimethyl- | 5.32 | NJ | ug/l | 1 |
| Unknown | 4.64 | J | ug/l | 1 |
| Unknown | 4.72 | J | ug/l | 1 |
| Unknown | 12.9 | J | ug/l | 1 |
| Unknown | 9.04 | J | ug/l | 1 |
| Unknown Alkane | 7.55 | J | ug/l | 1 |
| Decane, 4-methyl- | 5.55 | NJ | ug/l | 1 |
| Unknown | 5.67 | J | ug/l | 1 |
| Unknown | 4.56 | J | ug/l | 1 |
| Unknown | 13.3 | J | ug/l | 1 |

**Project Name:** PORT CHESTER **Lab Number:** L2232278

**Project Number:** 12166:2B **Report Date:** 07/13/22

## SAMPLE RESULTS

Lab ID: L2232278-14 Date Collected: 06/16/22 10:10

Client ID: TW-2 Date Received: 06/16/22

Sample Location: NEW YORK Field Prep: Not Specified

Sample Depth:

| Parameter | Result | Qualifier | Units | RL | MDL | Dilution Factor |
|---|---|---|---|---|---|---|
| Volatile Organics by GC/MS - Westborough Lab | | | | | | |

| Surrogate | % Recovery | Qualifier | Acceptance Criteria |
|---|---|---|---|
| 1,2-Dichloroethane-d4 | 116 | | 70-130 |
| Toluene-d8 | 93 | | 70-130 |
| 4-Bromofluorobenzene | 99 | | 70-130 |
| Dibromofluoromethane | 118 | | 70-130 |

**Project Name:** PORT CHESTER
**Project Number:** 12166:2B
**Lab Number:** L2232278
**Report Date:** 07/13/22

## SAMPLE RESULTS

Lab ID: L2232278-15
Client ID: TW-3
Sample Location: NEW YORK

Date Collected: 06/16/22 10:35
Date Received: 06/16/22
Field Prep: Not Specified

Sample Depth:
Matrix: Water
Analytical Method: 1,8260C
Analytical Date: 06/27/22 21:53
Analyst: MV

| Parameter | Result | Qualifier | Units | RL | MDL | Dilution Factor |
|---|---|---|---|---|---|---|
| **Volatile Organics by GC/MS - Westborough Lab** | | | | | | |
| Methylene chloride | ND | | ug/l | 2.5 | 0.70 | 1 |
| 1,1-Dichloroethane | ND | | ug/l | 2.5 | 0.70 | 1 |
| Chloroform | ND | | ug/l | 2.5 | 0.70 | 1 |
| Carbon tetrachloride | ND | | ug/l | 0.50 | 0.13 | 1 |
| 1,2-Dichloropropane | ND | | ug/l | 1.0 | 0.14 | 1 |
| Dibromochloromethane | ND | | ug/l | 0.50 | 0.15 | 1 |
| 1,1,2-Trichloroethane | ND | | ug/l | 1.5 | 0.50 | 1 |
| Tetrachloroethene | ND | | ug/l | 0.50 | 0.18 | 1 |
| Chlorobenzene | ND | | ug/l | 2.5 | 0.70 | 1 |
| Trichlorofluoromethane | ND | | ug/l | 2.5 | 0.70 | 1 |
| 1,2-Dichloroethane | ND | | ug/l | 0.50 | 0.13 | 1 |
| 1,1,1-Trichloroethane | ND | | ug/l | 2.5 | 0.70 | 1 |
| Bromodichloromethane | ND | | ug/l | 0.50 | 0.19 | 1 |
| trans-1,3-Dichloropropene | ND | | ug/l | 0.50 | 0.16 | 1 |
| cis-1,3-Dichloropropene | ND | | ug/l | 0.50 | 0.14 | 1 |
| 1,3-Dichloropropene, Total | ND | | ug/l | 0.50 | 0.14 | 1 |
| 1,1-Dichloropropene | ND | | ug/l | 2.5 | 0.70 | 1 |
| Bromoform | ND | | ug/l | 2.0 | 0.65 | 1 |
| 1,1,2,2-Tetrachloroethane | ND | | ug/l | 0.50 | 0.17 | 1 |
| Benzene | ND | | ug/l | 0.50 | 0.16 | 1 |
| Toluene | ND | | ug/l | 2.5 | 0.70 | 1 |
| Ethylbenzene | ND | | ug/l | 2.5 | 0.70 | 1 |
| Chloromethane | ND | | ug/l | 2.5 | 0.70 | 1 |
| Bromomethane | ND | | ug/l | 2.5 | 0.70 | 1 |
| Vinyl chloride | ND | | ug/l | 1.0 | 0.07 | 1 |
| Chloroethane | ND | | ug/l | 2.5 | 0.70 | 1 |
| 1,1-Dichloroethene | ND | | ug/l | 0.50 | 0.17 | 1 |
| trans-1,2-Dichloroethene | ND | | ug/l | 2.5 | 0.70 | 1 |

**Project Name:** PORT CHESTER **Lab Number:** L2232278

**Project Number:** 12166:2B **Report Date:** 07/13/22

## SAMPLE RESULTS

Lab ID: L2232278-15 Date Collected: 06/16/22 10:35

Client ID: TW-3 Date Received: 06/16/22

Sample Location: NEW YORK Field Prep: Not Specified

Sample Depth:

| Parameter | Result | Qualifier | Units | RL | MDL | Dilution Factor |
|---|---|---|---|---|---|---|
| **Volatile Organics by GC/MS - Westborough Lab** | | | | | | |
| Trichloroethene | ND | | ug/l | 0.50 | 0.18 | 1 |
| 1,2-Dichlorobenzene | ND | | ug/l | 2.5 | 0.70 | 1 |
| 1,3-Dichlorobenzene | ND | | ug/l | 2.5 | 0.70 | 1 |
| 1,4-Dichlorobenzene | ND | | ug/l | 2.5 | 0.70 | 1 |
| Methyl tert butyl ether | ND | | ug/l | 2.5 | 0.70 | 1 |
| p/m-Xylene | ND | | ug/l | 2.5 | 0.70 | 1 |
| o-Xylene | ND | | ug/l | 2.5 | 0.70 | 1 |
| Xylenes, Total | ND | | ug/l | 2.5 | 0.70 | 1 |
| cis-1,2-Dichloroethene | ND | | ug/l | 2.5 | 0.70 | 1 |
| 1,2-Dichloroethene, Total | ND | | ug/l | 2.5 | 0.70 | 1 |
| Dibromomethane | ND | | ug/l | 5.0 | 1.0 | 1 |
| 1,2,3-Trichloropropane | ND | | ug/l | 2.5 | 0.70 | 1 |
| Acrylonitrile | ND | | ug/l | 5.0 | 1.5 | 1 |
| Styrene | ND | | ug/l | 2.5 | 0.70 | 1 |
| Dichlorodifluoromethane | ND | | ug/l | 5.0 | 1.0 | 1 |
| Acetone | 2.9 | J | ug/l | 5.0 | 1.5 | 1 |
| Carbon disulfide | ND | | ug/l | 5.0 | 1.0 | 1 |
| 2-Butanone | ND | | ug/l | 5.0 | 1.9 | 1 |
| Vinyl acetate | ND | | ug/l | 5.0 | 1.0 | 1 |
| 4-Methyl-2-pentanone | ND | | ug/l | 5.0 | 1.0 | 1 |
| 2-Hexanone | ND | | ug/l | 5.0 | 1.0 | 1 |
| Bromochloromethane | ND | | ug/l | 2.5 | 0.70 | 1 |
| 2,2-Dichloropropane | ND | | ug/l | 2.5 | 0.70 | 1 |
| 1,2-Dibromoethane | ND | | ug/l | 2.0 | 0.65 | 1 |
| 1,3-Dichloropropane | ND | | ug/l | 2.5 | 0.70 | 1 |
| 1,1,1,2-Tetrachloroethane | ND | | ug/l | 2.5 | 0.70 | 1 |
| Bromobenzene | ND | | ug/l | 2.5 | 0.70 | 1 |
| n-Butylbenzene | ND | | ug/l | 2.5 | 0.70 | 1 |
| sec-Butylbenzene | ND | | ug/l | 2.5 | 0.70 | 1 |
| tert-Butylbenzene | ND | | ug/l | 2.5 | 0.70 | 1 |
| o-Chlorotoluene | ND | | ug/l | 2.5 | 0.70 | 1 |
| p-Chlorotoluene | ND | | ug/l | 2.5 | 0.70 | 1 |
| 1,2-Dibromo-3-chloropropane | ND | | ug/l | 2.5 | 0.70 | 1 |
| Hexachlorobutadiene | ND | | ug/l | 2.5 | 0.70 | 1 |
| Isopropylbenzene | ND | | ug/l | 2.5 | 0.70 | 1 |
| p-Isopropyltoluene | ND | | ug/l | 2.5 | 0.70 | 1 |
| Naphthalene | ND | | ug/l | 2.5 | 0.70 | 1 |

**Project Name:** PORT CHESTER
**Project Number:** 12166:2B
**Lab Number:** L2232278
**Report Date:** 07/13/22

## SAMPLE RESULTS

Lab ID: L2232278-15
Client ID: TW-3
Sample Location: NEW YORK

Date Collected: 06/16/22 10:35
Date Received: 06/16/22
Field Prep: Not Specified

Sample Depth:

| Parameter | Result | Qualifier | Units | RL | MDL | Dilution Factor |
|---|---|---|---|---|---|---|
| **Volatile Organics by GC/MS - Westborough Lab** | | | | | | |
| n-Propylbenzene | ND | | ug/l | 2.5 | 0.70 | 1 |
| 1,2,3-Trichlorobenzene | ND | | ug/l | 2.5 | 0.70 | 1 |
| 1,2,4-Trichlorobenzene | ND | | ug/l | 2.5 | 0.70 | 1 |
| 1,3,5-Trimethylbenzene | ND | | ug/l | 2.5 | 0.70 | 1 |
| 1,2,4-Trimethylbenzene | ND | | ug/l | 2.5 | 0.70 | 1 |
| 1,4-Dioxane | ND | | ug/l | 250 | 61. | 1 |
| p-Diethylbenzene | ND | | ug/l | 2.0 | 0.70 | 1 |
| p-Ethyltoluene | ND | | ug/l | 2.0 | 0.70 | 1 |
| 1,2,4,5-Tetramethylbenzene | ND | | ug/l | 2.0 | 0.54 | 1 |
| Ethyl ether | ND | | ug/l | 2.5 | 0.70 | 1 |
| trans-1,4-Dichloro-2-butene | ND | | ug/l | 2.5 | 0.70 | 1 |

Tentatively Identified Compounds

| | | | |
|---|---|---|---|
| No Tentatively Identified Compounds | ND | ug/l | 1 |

| Surrogate | % Recovery | Qualifier | Acceptance Criteria |
|---|---|---|---|
| 1,2-Dichloroethane-d4 | 112 | | 70-130 |
| Toluene-d8 | 102 | | 70-130 |
| 4-Bromofluorobenzene | 106 | | 70-130 |
| Dibromofluoromethane | 116 | | 70-130 |

**Project Name:** PORT CHESTER
**Project Number:** 12166:2B

**Lab Number:** L2232278
**Report Date:** 07/13/22

## SAMPLE RESULTS

Lab ID: L2232278-16
Client ID: TRIP BLANK
Sample Location: NEW YORK

Date Collected: 06/16/22 00:00
Date Received: 06/16/22
Field Prep: Not Specified

Sample Depth:
Matrix: Water
Analytical Method: 1,8260C
Analytical Date: 06/30/22 00:28
Analyst: MV

| Parameter | Result | Qualifier | Units | RL | MDL | Dilution Factor |
|---|---|---|---|---|---|---|
| **Volatile Organics by GC/MS - Westborough Lab** | | | | | | |
| Methylene chloride | ND | | ug/l | 2.5 | 0.70 | 1 |
| 1,1-Dichloroethane | ND | | ug/l | 2.5 | 0.70 | 1 |
| Chloroform | ND | | ug/l | 2.5 | 0.70 | 1 |
| Carbon tetrachloride | ND | | ug/l | 0.50 | 0.13 | 1 |
| 1,2-Dichloropropane | ND | | ug/l | 1.0 | 0.14 | 1 |
| Dibromochloromethane | ND | | ug/l | 0.50 | 0.15 | 1 |
| 1,1,2-Trichloroethane | ND | | ug/l | 1.5 | 0.50 | 1 |
| Tetrachloroethene | ND | | ug/l | 0.50 | 0.18 | 1 |
| Chlorobenzene | ND | | ug/l | 2.5 | 0.70 | 1 |
| Trichlorofluoromethane | ND | | ug/l | 2.5 | 0.70 | 1 |
| 1,2-Dichloroethane | ND | | ug/l | 0.50 | 0.13 | 1 |
| 1,1,1-Trichloroethane | ND | | ug/l | 2.5 | 0.70 | 1 |
| Bromodichloromethane | ND | | ug/l | 0.50 | 0.19 | 1 |
| trans-1,3-Dichloropropene | ND | | ug/l | 0.50 | 0.16 | 1 |
| cis-1,3-Dichloropropene | ND | | ug/l | 0.50 | 0.14 | 1 |
| 1,3-Dichloropropene, Total | ND | | ug/l | 0.50 | 0.14 | 1 |
| 1,1-Dichloropropene | ND | | ug/l | 2.5 | 0.70 | 1 |
| Bromoform | ND | | ug/l | 2.0 | 0.65 | 1 |
| 1,1,2,2-Tetrachloroethane | ND | | ug/l | 0.50 | 0.17 | 1 |
| Benzene | ND | | ug/l | 0.50 | 0.16 | 1 |
| Toluene | ND | | ug/l | 2.5 | 0.70 | 1 |
| Ethylbenzene | ND | | ug/l | 2.5 | 0.70 | 1 |
| Chloromethane | ND | | ug/l | 2.5 | 0.70 | 1 |
| Bromomethane | ND | | ug/l | 2.5 | 0.70 | 1 |
| Vinyl chloride | ND | | ug/l | 1.0 | 0.07 | 1 |
| Chloroethane | ND | | ug/l | 2.5 | 0.70 | 1 |
| 1,1-Dichloroethene | ND | | ug/l | 0.50 | 0.17 | 1 |
| trans-1,2-Dichloroethene | ND | | ug/l | 2.5 | 0.70 | 1 |

**Project Name:** PORT CHESTER **Lab Number:** L2232278

**Project Number:** 12166:2B **Report Date:** 07/13/22

## SAMPLE RESULTS

Lab ID: L2232278-16 Date Collected: 06/16/22 00:00

Client ID: TRIP BLANK Date Received: 06/16/22

Sample Location: NEW YORK Field Prep: Not Specified

Sample Depth:

| Parameter | Result | Qualifier | Units | RL | MDL | Dilution Factor |
|---|---|---|---|---|---|---|
| **Volatile Organics by GC/MS - Westborough Lab** | | | | | | |
| Trichloroethene | ND | | ug/l | 0.50 | 0.18 | 1 |
| 1,2-Dichlorobenzene | ND | | ug/l | 2.5 | 0.70 | 1 |
| 1,3-Dichlorobenzene | ND | | ug/l | 2.5 | 0.70 | 1 |
| 1,4-Dichlorobenzene | ND | | ug/l | 2.5 | 0.70 | 1 |
| Methyl tert butyl ether | ND | | ug/l | 2.5 | 0.70 | 1 |
| p/m-Xylene | ND | | ug/l | 2.5 | 0.70 | 1 |
| o-Xylene | ND | | ug/l | 2.5 | 0.70 | 1 |
| Xylenes, Total | ND | | ug/l | 2.5 | 0.70 | 1 |
| cis-1,2-Dichloroethene | ND | | ug/l | 2.5 | 0.70 | 1 |
| 1,2-Dichloroethene, Total | ND | | ug/l | 2.5 | 0.70 | 1 |
| Dibromomethane | ND | | ug/l | 5.0 | 1.0 | 1 |
| 1,2,3-Trichloropropane | ND | | ug/l | 2.5 | 0.70 | 1 |
| Acrylonitrile | ND | | ug/l | 5.0 | 1.5 | 1 |
| Styrene | ND | | ug/l | 2.5 | 0.70 | 1 |
| Dichlorodifluoromethane | ND | | ug/l | 5.0 | 1.0 | 1 |
| Acetone | ND | | ug/l | 5.0 | 1.5 | 1 |
| Carbon disulfide | ND | | ug/l | 5.0 | 1.0 | 1 |
| 2-Butanone | ND | | ug/l | 5.0 | 1.9 | 1 |
| Vinyl acetate | ND | | ug/l | 5.0 | 1.0 | 1 |
| 4-Methyl-2-pentanone | ND | | ug/l | 5.0 | 1.0 | 1 |
| 2-Hexanone | ND | | ug/l | 5.0 | 1.0 | 1 |
| Bromochloromethane | ND | | ug/l | 2.5 | 0.70 | 1 |
| 2,2-Dichloropropane | ND | | ug/l | 2.5 | 0.70 | 1 |
| 1,2-Dibromoethane | ND | | ug/l | 2.0 | 0.65 | 1 |
| 1,3-Dichloropropane | ND | | ug/l | 2.5 | 0.70 | 1 |
| 1,1,1,2-Tetrachloroethane | ND | | ug/l | 2.5 | 0.70 | 1 |
| Bromobenzene | ND | | ug/l | 2.5 | 0.70 | 1 |
| n-Butylbenzene | ND | | ug/l | 2.5 | 0.70 | 1 |
| sec-Butylbenzene | ND | | ug/l | 2.5 | 0.70 | 1 |
| tert-Butylbenzene | ND | | ug/l | 2.5 | 0.70 | 1 |
| o-Chlorotoluene | ND | | ug/l | 2.5 | 0.70 | 1 |
| p-Chlorotoluene | ND | | ug/l | 2.5 | 0.70 | 1 |
| 1,2-Dibromo-3-chloropropane | ND | | ug/l | 2.5 | 0.70 | 1 |
| Hexachlorobutadiene | ND | | ug/l | 2.5 | 0.70 | 1 |
| Isopropylbenzene | ND | | ug/l | 2.5 | 0.70 | 1 |
| p-Isopropyltoluene | ND | | ug/l | 2.5 | 0.70 | 1 |
| Naphthalene | ND | | ug/l | 2.5 | 0.70 | 1 |

**Project Name:** PORT CHESTER **Lab Number:** L2232278

**Project Number:** 12166:2B **Report Date:** 07/13/22

## SAMPLE RESULTS

Lab ID: L2232278-16 Date Collected: 06/16/22 00:00

Client ID: TRIP BLANK Date Received: 06/16/22

Sample Location: NEW YORK Field Prep: Not Specified

Sample Depth:

| Parameter | Result | Qualifier | Units | RL | MDL | Dilution Factor |
|---|---|---|---|---|---|---|
| **Volatile Organics by GC/MS - Westborough Lab** | | | | | | |
| n-Propylbenzene | ND | | ug/l | 2.5 | 0.70 | 1 |
| 1,2,3-Trichlorobenzene | ND | | ug/l | 2.5 | 0.70 | 1 |
| 1,2,4-Trichlorobenzene | ND | | ug/l | 2.5 | 0.70 | 1 |
| 1,3,5-Trimethylbenzene | ND | | ug/l | 2.5 | 0.70 | 1 |
| 1,2,4-Trimethylbenzene | ND | | ug/l | 2.5 | 0.70 | 1 |
| 1,4-Dioxane | ND | | ug/l | 250 | 61. | 1 |
| p-Diethylbenzene | ND | | ug/l | 2.0 | 0.70 | 1 |
| p-Ethyltoluene | ND | | ug/l | 2.0 | 0.70 | 1 |
| 1,2,4,5-Tetramethylbenzene | ND | | ug/l | 2.0 | 0.54 | 1 |
| Ethyl ether | ND | | ug/l | 2.5 | 0.70 | 1 |
| trans-1,4-Dichloro-2-butene | ND | | ug/l | 2.5 | 0.70 | 1 |

Tentatively Identified Compounds

| | | | |
|---|---|---|---|
| No Tentatively Identified Compounds | ND | ug/l | 1 |

| Surrogate | % Recovery | Qualifier | Acceptance Criteria |
|---|---|---|---|
| 1,2-Dichloroethane-d4 | 109 | | 70-130 |
| Toluene-d8 | 92 | | 70-130 |
| 4-Bromofluorobenzene | 93 | | 70-130 |
| Dibromofluoromethane | 110 | | 70-130 |

**Project Name:** PORT CHESTER **Lab Number:** L2232278

**Project Number:** 12166:2B **Report Date:** 07/13/22

# Method Blank Analysis
## Batch Quality Control

Analytical Method: 1,8260C
Analytical Date: 06/28/22 11:23
Analyst: JC

| Parameter | Result | Qualifier | Units | RL | MDL |
|---|---|---|---|---|---|
| Volatile Organics by EPA 5035 Low - Westborough Lab for sample(s): 10-13 Batch: WG1656470-5 | | | | | |
| Methylene chloride | ND | | ug/kg | 5.0 | 2.3 |
| 1,1-Dichloroethane | ND | | ug/kg | 1.0 | 0.14 |
| Chloroform | ND | | ug/kg | 1.5 | 0.14 |
| Carbon tetrachloride | ND | | ug/kg | 1.0 | 0.23 |
| 1,2-Dichloropropane | ND | | ug/kg | 1.0 | 0.12 |
| Dibromochloromethane | ND | | ug/kg | 1.0 | 0.14 |
| 1,1,2-Trichloroethane | ND | | ug/kg | 1.0 | 0.27 |
| Tetrachloroethene | ND | | ug/kg | 0.50 | 0.20 |
| Chlorobenzene | ND | | ug/kg | 0.50 | 0.13 |
| Trichlorofluoromethane | ND | | ug/kg | 4.0 | 0.70 |
| 1,2-Dichloroethane | ND | | ug/kg | 1.0 | 0.26 |
| 1,1,1-Trichloroethane | ND | | ug/kg | 0.50 | 0.17 |
| Bromodichloromethane | ND | | ug/kg | 0.50 | 0.11 |
| trans-1,3-Dichloropropene | ND | | ug/kg | 1.0 | 0.27 |
| cis-1,3-Dichloropropene | ND | | ug/kg | 0.50 | 0.16 |
| 1,3-Dichloropropene, Total | ND | | ug/kg | 0.50 | 0.16 |
| 1,1-Dichloropropene | ND | | ug/kg | 0.50 | 0.16 |
| Bromoform | ND | | ug/kg | 4.0 | 0.25 |
| 1,1,2,2-Tetrachloroethane | ND | | ug/kg | 0.50 | 0.17 |
| Benzene | ND | | ug/kg | 0.50 | 0.17 |
| Toluene | ND | | ug/kg | 1.0 | 0.54 |
| Ethylbenzene | ND | | ug/kg | 1.0 | 0.14 |
| Chloromethane | ND | | ug/kg | 4.0 | 0.93 |
| Bromomethane | ND | | ug/kg | 2.0 | 0.58 |
| Vinyl chloride | ND | | ug/kg | 1.0 | 0.34 |
| Chloroethane | ND | | ug/kg | 2.0 | 0.45 |
| 1,1-Dichloroethene | ND | | ug/kg | 1.0 | 0.24 |
| trans-1,2-Dichloroethene | ND | | ug/kg | 1.5 | 0.14 |
| Trichloroethene | ND | | ug/kg | 0.50 | 0.14 |

**Project Name:** PORT CHESTER **Lab Number:** L2232278

**Project Number:** 12166:2B **Report Date:** 07/13/22

# Method Blank Analysis
## Batch Quality Control

Analytical Method: 1,8260C
Analytical Date: 06/28/22 11:23
Analyst: JC

| Parameter | Result | Qualifier | Units | RL | MDL |
|---|---|---|---|---|---|
| Volatile Organics by EPA 5035 Low - Westborough Lab for sample(s): 10-13 Batch: WG1656470-5 | | | | | |
| 1,2-Dichlorobenzene | ND | | ug/kg | 2.0 | 0.14 |
| 1,3-Dichlorobenzene | ND | | ug/kg | 2.0 | 0.15 |
| 1,4-Dichlorobenzene | ND | | ug/kg | 2.0 | 0.17 |
| Methyl tert butyl ether | ND | | ug/kg | 2.0 | 0.20 |
| p/m-Xylene | ND | | ug/kg | 2.0 | 0.56 |
| o-Xylene | ND | | ug/kg | 1.0 | 0.29 |
| Xylenes, Total | ND | | ug/kg | 1.0 | 0.29 |
| cis-1,2-Dichloroethene | ND | | ug/kg | 1.0 | 0.18 |
| 1,2-Dichloroethene, Total | ND | | ug/kg | 1.0 | 0.14 |
| Dibromomethane | ND | | ug/kg | 2.0 | 0.24 |
| Styrene | 0.44 | J | ug/kg | 1.0 | 0.20 |
| Dichlorodifluoromethane | ND | | ug/kg | 10 | 0.92 |
| Acetone | ND | | ug/kg | 10 | 4.8 |
| Carbon disulfide | ND | | ug/kg | 10 | 4.6 |
| 2-Butanone | ND | | ug/kg | 10 | 2.2 |
| Vinyl acetate | ND | | ug/kg | 10 | 2.2 |
| 4-Methyl-2-pentanone | ND | | ug/kg | 10 | 1.3 |
| 1,2,3-Trichloropropane | ND | | ug/kg | 2.0 | 0.13 |
| 2-Hexanone | ND | | ug/kg | 10 | 1.2 |
| Bromochloromethane | ND | | ug/kg | 2.0 | 0.20 |
| 2,2-Dichloropropane | ND | | ug/kg | 2.0 | 0.20 |
| 1,2-Dibromoethane | ND | | ug/kg | 1.0 | 0.28 |
| 1,3-Dichloropropane | ND | | ug/kg | 2.0 | 0.17 |
| 1,1,1,2-Tetrachloroethane | ND | | ug/kg | 0.50 | 0.13 |
| Bromobenzene | ND | | ug/kg | 2.0 | 0.14 |
| n-Butylbenzene | ND | | ug/kg | 1.0 | 0.17 |
| sec-Butylbenzene | ND | | ug/kg | 1.0 | 0.15 |
| tert-Butylbenzene | ND | | ug/kg | 2.0 | 0.12 |
| o-Chlorotoluene | ND | | ug/kg | 2.0 | 0.19 |

**Project Name:** PORT CHESTER **Lab Number:** L2232278

**Project Number:** 12166:2B **Report Date:** 07/13/22

# Method Blank Analysis
## Batch Quality Control

Analytical Method: 1,8260C
Analytical Date: 06/28/22 11:23
Analyst: JC

| Parameter | Result | Qualifier | Units | RL | MDL |
|---|---|---|---|---|---|
| Volatile Organics by EPA 5035 Low - Westborough Lab for sample(s): 10-13 Batch: WG1656470-5 | | | | | |
| p-Chlorotoluene | ND | | ug/kg | 2.0 | 0.11 |
| 1,2-Dibromo-3-chloropropane | ND | | ug/kg | 3.0 | 1.0 |
| Hexachlorobutadiene | ND | | ug/kg | 4.0 | 0.17 |
| Isopropylbenzene | ND | | ug/kg | 1.0 | 0.11 |
| p-Isopropyltoluene | ND | | ug/kg | 1.0 | 0.11 |
| Naphthalene | ND | | ug/kg | 4.0 | 0.65 |
| Acrylonitrile | ND | | ug/kg | 4.0 | 1.2 |
| n-Propylbenzene | ND | | ug/kg | 1.0 | 0.17 |
| 1,2,3-Trichlorobenzene | ND | | ug/kg | 2.0 | 0.32 |
| 1,2,4-Trichlorobenzene | ND | | ug/kg | 2.0 | 0.27 |
| 1,3,5-Trimethylbenzene | ND | | ug/kg | 2.0 | 0.19 |
| 1,2,4-Trimethylbenzene | ND | | ug/kg | 2.0 | 0.33 |
| 1,4-Dioxane | ND | | ug/kg | 80 | 35. |
| p-Diethylbenzene | ND | | ug/kg | 2.0 | 0.18 |
| p-Ethyltoluene | ND | | ug/kg | 2.0 | 0.38 |
| 1,2,4,5-Tetramethylbenzene | ND | | ug/kg | 2.0 | 0.19 |
| Ethyl ether | ND | | ug/kg | 2.0 | 0.34 |
| trans-1,4-Dichloro-2-butene | ND | | ug/kg | 5.0 | 1.4 |

Tentatively Identified Compounds

| | | |
|---|---|---|
| No Tentatively Identified Compounds | ND | ug/kg |

**Project Name:** PORT CHESTER **Lab Number:** L2232278

**Project Number:** 12166:2B **Report Date:** 07/13/22

# Method Blank Analysis
## Batch Quality Control

Analytical Method: 1,8260C
Analytical Date: 06/28/22 11:23
Analyst: JC

| Parameter | Result | Qualifier | Units | RL | MDL |
|---|---|---|---|---|---|
| Volatile Organics by EPA 5035 Low - Westborough Lab for sample(s): 10-13 Batch: WG1656470-5 | | | | | |

| Surrogate | %Recovery | Qualifier | Acceptance Criteria |
|---|---|---|---|
| 1,2-Dichloroethane-d4 | 96 | | 70-130 |
| Toluene-d8 | 97 | | 70-130 |
| 4-Bromofluorobenzene | 100 | | 70-130 |
| Dibromofluoromethane | 98 | | 70-130 |

**Project Name:** PORT CHESTER **Lab Number:** L2232278

**Project Number:** 12166:2B **Report Date:** 07/13/22

# Method Blank Analysis
## Batch Quality Control

Analytical Method: 1,8260C
Analytical Date: 06/28/22 11:26
Analyst: JC

| Parameter | Result | Qualifier | Units | RL | MDL |
|---|---|---|---|---|---|
| Volatile Organics by EPA 5035 Low - Westborough Lab for sample(s): 01,03-09 Batch: WG1656737-5 | | | | | |
| Methylene chloride | ND | | ug/kg | 5.0 | 2.3 |
| 1,1-Dichloroethane | ND | | ug/kg | 1.0 | 0.14 |
| Chloroform | ND | | ug/kg | 1.5 | 0.14 |
| Carbon tetrachloride | ND | | ug/kg | 1.0 | 0.23 |
| 1,2-Dichloropropane | ND | | ug/kg | 1.0 | 0.12 |
| Dibromochloromethane | ND | | ug/kg | 1.0 | 0.14 |
| 1,1,2-Trichloroethane | ND | | ug/kg | 1.0 | 0.27 |
| Tetrachloroethene | ND | | ug/kg | 0.50 | 0.20 |
| Chlorobenzene | ND | | ug/kg | 0.50 | 0.13 |
| Trichlorofluoromethane | ND | | ug/kg | 4.0 | 0.70 |
| 1,2-Dichloroethane | ND | | ug/kg | 1.0 | 0.26 |
| 1,1,1-Trichloroethane | ND | | ug/kg | 0.50 | 0.17 |
| Bromodichloromethane | ND | | ug/kg | 0.50 | 0.11 |
| trans-1,3-Dichloropropene | ND | | ug/kg | 1.0 | 0.27 |
| cis-1,3-Dichloropropene | ND | | ug/kg | 0.50 | 0.16 |
| 1,3-Dichloropropene, Total | ND | | ug/kg | 0.50 | 0.16 |
| 1,1-Dichloropropene | ND | | ug/kg | 0.50 | 0.16 |
| Bromoform | ND | | ug/kg | 4.0 | 0.25 |
| 1,1,2,2-Tetrachloroethane | ND | | ug/kg | 0.50 | 0.17 |
| Benzene | ND | | ug/kg | 0.50 | 0.17 |
| Toluene | ND | | ug/kg | 1.0 | 0.54 |
| Ethylbenzene | ND | | ug/kg | 1.0 | 0.14 |
| Chloromethane | ND | | ug/kg | 4.0 | 0.93 |
| Bromomethane | ND | | ug/kg | 2.0 | 0.58 |
| Vinyl chloride | ND | | ug/kg | 1.0 | 0.34 |
| Chloroethane | ND | | ug/kg | 2.0 | 0.45 |
| 1,1-Dichloroethene | ND | | ug/kg | 1.0 | 0.24 |
| trans-1,2-Dichloroethene | ND | | ug/kg | 1.5 | 0.14 |
| Trichloroethene | ND | | ug/kg | 0.50 | 0.14 |

**Project Name:** PORT CHESTER **Lab Number:** L2232278

**Project Number:** 12166:2B **Report Date:** 07/13/22

# Method Blank Analysis
## Batch Quality Control

Analytical Method: 1,8260C
Analytical Date: 06/28/22 11:26
Analyst: JC

| Parameter | Result | Qualifier | Units | RL | MDL |
|---|---|---|---|---|---|
| Volatile Organics by EPA 5035 Low - Westborough Lab for sample(s): 01,03-09 Batch: WG1656737-5 | | | | | |
| 1,2-Dichlorobenzene | ND | | ug/kg | 2.0 | 0.14 |
| 1,3-Dichlorobenzene | ND | | ug/kg | 2.0 | 0.15 |
| 1,4-Dichlorobenzene | ND | | ug/kg | 2.0 | 0.17 |
| Methyl tert butyl ether | ND | | ug/kg | 2.0 | 0.20 |
| p/m-Xylene | ND | | ug/kg | 2.0 | 0.56 |
| o-Xylene | ND | | ug/kg | 1.0 | 0.29 |
| Xylenes, Total | ND | | ug/kg | 1.0 | 0.29 |
| cis-1,2-Dichloroethene | ND | | ug/kg | 1.0 | 0.18 |
| 1,2-Dichloroethene, Total | ND | | ug/kg | 1.0 | 0.14 |
| Dibromomethane | ND | | ug/kg | 2.0 | 0.24 |
| Styrene | ND | | ug/kg | 1.0 | 0.20 |
| Dichlorodifluoromethane | ND | | ug/kg | 10 | 0.92 |
| Acetone | ND | | ug/kg | 10 | 4.8 |
| Carbon disulfide | ND | | ug/kg | 10 | 4.6 |
| 2-Butanone | ND | | ug/kg | 10 | 2.2 |
| Vinyl acetate | ND | | ug/kg | 10 | 2.2 |
| 4-Methyl-2-pentanone | ND | | ug/kg | 10 | 1.3 |
| 1,2,3-Trichloropropane | ND | | ug/kg | 2.0 | 0.13 |
| 2-Hexanone | ND | | ug/kg | 10 | 1.2 |
| Bromochloromethane | ND | | ug/kg | 2.0 | 0.20 |
| 2,2-Dichloropropane | ND | | ug/kg | 2.0 | 0.20 |
| 1,2-Dibromoethane | ND | | ug/kg | 1.0 | 0.28 |
| 1,3-Dichloropropane | ND | | ug/kg | 2.0 | 0.17 |
| 1,1,1,2-Tetrachloroethane | ND | | ug/kg | 0.50 | 0.13 |
| Bromobenzene | ND | | ug/kg | 2.0 | 0.14 |
| n-Butylbenzene | ND | | ug/kg | 1.0 | 0.17 |
| sec-Butylbenzene | ND | | ug/kg | 1.0 | 0.15 |
| tert-Butylbenzene | ND | | ug/kg | 2.0 | 0.12 |
| o-Chlorotoluene | ND | | ug/kg | 2.0 | 0.19 |

**Project Name:** PORT CHESTER **Lab Number:** L2232278

**Project Number:** 12166:2B **Report Date:** 07/13/22

# Method Blank Analysis
## Batch Quality Control

Analytical Method: 1,8260C
Analytical Date: 06/28/22 11:26
Analyst: JC

| Parameter | Result | Qualifier | Units | RL | MDL |
|---|---|---|---|---|---|
| Volatile Organics by EPA 5035 Low - Westborough Lab for sample(s): 01,03-09 Batch: WG1656737-5 | | | | | |
| p-Chlorotoluene | ND | | ug/kg | 2.0 | 0.11 |
| 1,2-Dibromo-3-chloropropane | ND | | ug/kg | 3.0 | 1.0 |
| Hexachlorobutadiene | ND | | ug/kg | 4.0 | 0.17 |
| Isopropylbenzene | ND | | ug/kg | 1.0 | 0.11 |
| p-Isopropyltoluene | ND | | ug/kg | 1.0 | 0.11 |
| Naphthalene | ND | | ug/kg | 4.0 | 0.65 |
| Acrylonitrile | ND | | ug/kg | 4.0 | 1.2 |
| n-Propylbenzene | ND | | ug/kg | 1.0 | 0.17 |
| 1,2,3-Trichlorobenzene | ND | | ug/kg | 2.0 | 0.32 |
| 1,2,4-Trichlorobenzene | ND | | ug/kg | 2.0 | 0.27 |
| 1,3,5-Trimethylbenzene | ND | | ug/kg | 2.0 | 0.19 |
| 1,2,4-Trimethylbenzene | ND | | ug/kg | 2.0 | 0.33 |
| 1,4-Dioxane | ND | | ug/kg | 80 | 35. |
| p-Diethylbenzene | ND | | ug/kg | 2.0 | 0.18 |
| p-Ethyltoluene | ND | | ug/kg | 2.0 | 0.38 |
| 1,2,4,5-Tetramethylbenzene | ND | | ug/kg | 2.0 | 0.19 |
| Ethyl ether | ND | | ug/kg | 2.0 | 0.34 |
| trans-1,4-Dichloro-2-butene | ND | | ug/kg | 5.0 | 1.4 |

Tentatively Identified Compounds

| | | |
|---|---|---|
| No Tentatively Identified Compounds | ND | ug/kg |

**Project Name:** PORT CHESTER **Lab Number:** L2232278

**Project Number:** 12166:2B **Report Date:** 07/13/22

# Method Blank Analysis
## Batch Quality Control

Analytical Method: 1,8260C
Analytical Date: 06/28/22 11:26
Analyst: JC

| Parameter | Result | Qualifier | Units | RL | MDL |
|---|---|---|---|---|---|
| Volatile Organics by EPA 5035 Low - Westborough Lab for sample(s): 01,03-09 Batch: WG1656737-5 | | | | | |

| Surrogate | %Recovery | Qualifier | Acceptance Criteria |
|---|---|---|---|
| 1,2-Dichloroethane-d4 | 105 | | 70-130 |
| Toluene-d8 | 97 | | 70-130 |
| 4-Bromofluorobenzene | 107 | | 70-130 |
| Dibromofluoromethane | 95 | | 70-130 |

**Project Name:** PORT CHESTER **Lab Number:** L2232278

**Project Number:** 12166:2B **Report Date:** 07/13/22

# Method Blank Analysis
## Batch Quality Control

Analytical Method: 1,8260C
Analytical Date: 06/28/22 20:09
Analyst: AJK

| Parameter | Result | Qualifier | Units | RL | MDL |
|---|---|---|---|---|---|
| Volatile Organics by EPA 5035 Low - Westborough Lab for sample(s): 02 Batch: WG1656806-5 | | | | | |
| Methylene chloride | ND | | ug/kg | 5.0 | 2.3 |
| 1,1-Dichloroethane | ND | | ug/kg | 1.0 | 0.14 |
| Chloroform | ND | | ug/kg | 1.5 | 0.14 |
| Carbon tetrachloride | ND | | ug/kg | 1.0 | 0.23 |
| 1,2-Dichloropropane | ND | | ug/kg | 1.0 | 0.12 |
| Dibromochloromethane | ND | | ug/kg | 1.0 | 0.14 |
| 1,1,2-Trichloroethane | ND | | ug/kg | 1.0 | 0.27 |
| Tetrachloroethene | ND | | ug/kg | 0.50 | 0.20 |
| Chlorobenzene | ND | | ug/kg | 0.50 | 0.13 |
| Trichlorofluoromethane | ND | | ug/kg | 4.0 | 0.70 |
| 1,2-Dichloroethane | ND | | ug/kg | 1.0 | 0.26 |
| 1,1,1-Trichloroethane | ND | | ug/kg | 0.50 | 0.17 |
| Bromodichloromethane | ND | | ug/kg | 0.50 | 0.11 |
| trans-1,3-Dichloropropene | ND | | ug/kg | 1.0 | 0.27 |
| cis-1,3-Dichloropropene | ND | | ug/kg | 0.50 | 0.16 |
| 1,3-Dichloropropene, Total | ND | | ug/kg | 0.50 | 0.16 |
| 1,1-Dichloropropene | ND | | ug/kg | 0.50 | 0.16 |
| Bromoform | ND | | ug/kg | 4.0 | 0.25 |
| 1,1,2,2-Tetrachloroethane | ND | | ug/kg | 0.50 | 0.17 |
| Benzene | ND | | ug/kg | 0.50 | 0.17 |
| Toluene | ND | | ug/kg | 1.0 | 0.54 |
| Ethylbenzene | ND | | ug/kg | 1.0 | 0.14 |
| Chloromethane | ND | | ug/kg | 4.0 | 0.93 |
| Bromomethane | ND | | ug/kg | 2.0 | 0.58 |
| Vinyl chloride | ND | | ug/kg | 1.0 | 0.34 |
| Chloroethane | ND | | ug/kg | 2.0 | 0.45 |
| 1,1-Dichloroethene | ND | | ug/kg | 1.0 | 0.24 |
| trans-1,2-Dichloroethene | ND | | ug/kg | 1.5 | 0.14 |
| Trichloroethene | ND | | ug/kg | 0.50 | 0.14 |

**Project Name:** PORT CHESTER **Lab Number:** L2232278

**Project Number:** 12166:2B **Report Date:** 07/13/22

# Method Blank Analysis
## Batch Quality Control

Analytical Method: 1,8260C
Analytical Date: 06/28/22 20:09
Analyst: AJK

| Parameter | Result | Qualifier | Units | RL | MDL |
|---|---|---|---|---|---|
| Volatile Organics by EPA 5035 Low - Westborough Lab for sample(s): 02 Batch: WG1656806-5 | | | | | |
| 1,2-Dichlorobenzene | ND | | ug/kg | 2.0 | 0.14 |
| 1,3-Dichlorobenzene | ND | | ug/kg | 2.0 | 0.15 |
| 1,4-Dichlorobenzene | ND | | ug/kg | 2.0 | 0.17 |
| Methyl tert butyl ether | ND | | ug/kg | 2.0 | 0.20 |
| p/m-Xylene | ND | | ug/kg | 2.0 | 0.56 |
| o-Xylene | ND | | ug/kg | 1.0 | 0.29 |
| Xylenes, Total | ND | | ug/kg | 1.0 | 0.29 |
| cis-1,2-Dichloroethene | ND | | ug/kg | 1.0 | 0.18 |
| 1,2-Dichloroethene, Total | ND | | ug/kg | 1.0 | 0.14 |
| Dibromomethane | ND | | ug/kg | 2.0 | 0.24 |
| Styrene | ND | | ug/kg | 1.0 | 0.20 |
| Dichlorodifluoromethane | ND | | ug/kg | 10 | 0.92 |
| Acetone | ND | | ug/kg | 10 | 4.8 |
| Carbon disulfide | ND | | ug/kg | 10 | 4.6 |
| 2-Butanone | ND | | ug/kg | 10 | 2.2 |
| Vinyl acetate | ND | | ug/kg | 10 | 2.2 |
| 4-Methyl-2-pentanone | ND | | ug/kg | 10 | 1.3 |
| 1,2,3-Trichloropropane | ND | | ug/kg | 2.0 | 0.13 |
| 2-Hexanone | ND | | ug/kg | 10 | 1.2 |
| Bromochloromethane | ND | | ug/kg | 2.0 | 0.20 |
| 2,2-Dichloropropane | ND | | ug/kg | 2.0 | 0.20 |
| 1,2-Dibromoethane | ND | | ug/kg | 1.0 | 0.28 |
| 1,3-Dichloropropane | ND | | ug/kg | 2.0 | 0.17 |
| 1,1,1,2-Tetrachloroethane | ND | | ug/kg | 0.50 | 0.13 |
| Bromobenzene | ND | | ug/kg | 2.0 | 0.14 |
| n-Butylbenzene | ND | | ug/kg | 1.0 | 0.17 |
| sec-Butylbenzene | ND | | ug/kg | 1.0 | 0.15 |
| tert-Butylbenzene | ND | | ug/kg | 2.0 | 0.12 |
| o-Chlorotoluene | ND | | ug/kg | 2.0 | 0.19 |

**Project Name:** PORT CHESTER **Lab Number:** L2232278

**Project Number:** 12166:2B **Report Date:** 07/13/22

# Method Blank Analysis
## Batch Quality Control

Analytical Method: 1,8260C
Analytical Date: 06/28/22 20:09
Analyst: AJK

| Parameter | Result | Qualifier | Units | RL | MDL |
|---|---|---|---|---|---|
| Volatile Organics by EPA 5035 Low - Westborough Lab for sample(s): 02 Batch: WG1656806-5 | | | | | |
| p-Chlorotoluene | ND | | ug/kg | 2.0 | 0.11 |
| 1,2-Dibromo-3-chloropropane | ND | | ug/kg | 3.0 | 1.0 |
| Hexachlorobutadiene | ND | | ug/kg | 4.0 | 0.17 |
| Isopropylbenzene | ND | | ug/kg | 1.0 | 0.11 |
| p-Isopropyltoluene | ND | | ug/kg | 1.0 | 0.11 |
| Naphthalene | ND | | ug/kg | 4.0 | 0.65 |
| Acrylonitrile | ND | | ug/kg | 4.0 | 1.2 |
| n-Propylbenzene | ND | | ug/kg | 1.0 | 0.17 |
| 1,2,3-Trichlorobenzene | ND | | ug/kg | 2.0 | 0.32 |
| 1,2,4-Trichlorobenzene | ND | | ug/kg | 2.0 | 0.27 |
| 1,3,5-Trimethylbenzene | ND | | ug/kg | 2.0 | 0.19 |
| 1,2,4-Trimethylbenzene | ND | | ug/kg | 2.0 | 0.33 |
| 1,4-Dioxane | ND | | ug/kg | 80 | 35. |
| p-Diethylbenzene | ND | | ug/kg | 2.0 | 0.18 |
| p-Ethyltoluene | ND | | ug/kg | 2.0 | 0.38 |
| 1,2,4,5-Tetramethylbenzene | ND | | ug/kg | 2.0 | 0.19 |
| Ethyl ether | ND | | ug/kg | 2.0 | 0.34 |
| trans-1,4-Dichloro-2-butene | ND | | ug/kg | 5.0 | 1.4 |

Tentatively Identified Compounds

| | | |
|---|---|---|
| No Tentatively Identified Compounds | ND | ug/kg |

**Project Name:** PORT CHESTER **Lab Number:** L2232278

**Project Number:** 12166:2B **Report Date:** 07/13/22

# Method Blank Analysis
## Batch Quality Control

Analytical Method: 1,8260C
Analytical Date: 06/28/22 20:09
Analyst: AJK

| Parameter | Result | Qualifier | Units | RL | MDL |
|---|---|---|---|---|---|
| Volatile Organics by EPA 5035 Low - Westborough Lab for sample(s): 02 Batch: WG1656806-5 | | | | | |

| Surrogate | %Recovery | Qualifier | Acceptance Criteria |
|---|---|---|---|
| 1,2-Dichloroethane-d4 | 107 | | 70-130 |
| Toluene-d8 | 96 | | 70-130 |
| 4-Bromofluorobenzene | 107 | | 70-130 |
| Dibromofluoromethane | 96 | | 70-130 |

**Project Name:** PORT CHESTER **Lab Number:** L2232278

**Project Number:** 12166:2B **Report Date:** 07/13/22

# Method Blank Analysis
## Batch Quality Control

Analytical Method: 1,8260C
Analytical Date: 06/27/22 19:33
Analyst: AJK

| Parameter | Result | Qualifier | Units | RL | MDL |
|---|---|---|---|---|---|
| Volatile Organics by GC/MS - Westborough Lab for sample(s): 15 Batch: WG1656853-5 | | | | | |
| Methylene chloride | ND | | ug/l | 2.5 | 0.70 |
| 1,1-Dichloroethane | ND | | ug/l | 2.5 | 0.70 |
| Chloroform | ND | | ug/l | 2.5 | 0.70 |
| Carbon tetrachloride | ND | | ug/l | 0.50 | 0.13 |
| 1,2-Dichloropropane | ND | | ug/l | 1.0 | 0.14 |
| Dibromochloromethane | ND | | ug/l | 0.50 | 0.15 |
| 1,1,2-Trichloroethane | ND | | ug/l | 1.5 | 0.50 |
| Tetrachloroethene | ND | | ug/l | 0.50 | 0.18 |
| Chlorobenzene | ND | | ug/l | 2.5 | 0.70 |
| Trichlorofluoromethane | ND | | ug/l | 2.5 | 0.70 |
| 1,2-Dichloroethane | ND | | ug/l | 0.50 | 0.13 |
| 1,1,1-Trichloroethane | ND | | ug/l | 2.5 | 0.70 |
| Bromodichloromethane | ND | | ug/l | 0.50 | 0.19 |
| trans-1,3-Dichloropropene | ND | | ug/l | 0.50 | 0.16 |
| cis-1,3-Dichloropropene | ND | | ug/l | 0.50 | 0.14 |
| 1,3-Dichloropropene, Total | ND | | ug/l | 0.50 | 0.14 |
| 1,1-Dichloropropene | ND | | ug/l | 2.5 | 0.70 |
| Bromoform | ND | | ug/l | 2.0 | 0.65 |
| 1,1,2,2-Tetrachloroethane | ND | | ug/l | 0.50 | 0.17 |
| Benzene | ND | | ug/l | 0.50 | 0.16 |
| Toluene | ND | | ug/l | 2.5 | 0.70 |
| Ethylbenzene | ND | | ug/l | 2.5 | 0.70 |
| Chloromethane | ND | | ug/l | 2.5 | 0.70 |
| Bromomethane | ND | | ug/l | 2.5 | 0.70 |
| Vinyl chloride | ND | | ug/l | 1.0 | 0.07 |
| Chloroethane | ND | | ug/l | 2.5 | 0.70 |
| 1,1-Dichloroethene | ND | | ug/l | 0.50 | 0.17 |
| trans-1,2-Dichloroethene | ND | | ug/l | 2.5 | 0.70 |
| Trichloroethene | ND | | ug/l | 0.50 | 0.18 |

**Project Name:** PORT CHESTER **Lab Number:** L2232278

**Project Number:** 12166:2B **Report Date:** 07/13/22

# Method Blank Analysis
## Batch Quality Control

Analytical Method: 1,8260C
Analytical Date: 06/27/22 19:33
Analyst: AJK

| Parameter | Result | Qualifier | Units | RL | MDL |
|---|---|---|---|---|---|
| Volatile Organics by GC/MS - Westborough Lab for sample(s): 15 Batch: WG1656853-5 | | | | | |
| 1,2-Dichlorobenzene | ND | | ug/l | 2.5 | 0.70 |
| 1,3-Dichlorobenzene | ND | | ug/l | 2.5 | 0.70 |
| 1,4-Dichlorobenzene | ND | | ug/l | 2.5 | 0.70 |
| Methyl tert butyl ether | ND | | ug/l | 2.5 | 0.70 |
| p/m-Xylene | ND | | ug/l | 2.5 | 0.70 |
| o-Xylene | ND | | ug/l | 2.5 | 0.70 |
| Xylenes, Total | ND | | ug/l | 2.5 | 0.70 |
| cis-1,2-Dichloroethene | ND | | ug/l | 2.5 | 0.70 |
| 1,2-Dichloroethene, Total | ND | | ug/l | 2.5 | 0.70 |
| Dibromomethane | ND | | ug/l | 5.0 | 1.0 |
| 1,2,3-Trichloropropane | ND | | ug/l | 2.5 | 0.70 |
| Acrylonitrile | ND | | ug/l | 5.0 | 1.5 |
| Styrene | ND | | ug/l | 2.5 | 0.70 |
| Dichlorodifluoromethane | ND | | ug/l | 5.0 | 1.0 |
| Acetone | ND | | ug/l | 5.0 | 1.5 |
| Carbon disulfide | ND | | ug/l | 5.0 | 1.0 |
| 2-Butanone | ND | | ug/l | 5.0 | 1.9 |
| Vinyl acetate | ND | | ug/l | 5.0 | 1.0 |
| 4-Methyl-2-pentanone | ND | | ug/l | 5.0 | 1.0 |
| 2-Hexanone | ND | | ug/l | 5.0 | 1.0 |
| Bromochloromethane | ND | | ug/l | 2.5 | 0.70 |
| 2,2-Dichloropropane | ND | | ug/l | 2.5 | 0.70 |
| 1,2-Dibromoethane | ND | | ug/l | 2.0 | 0.65 |
| 1,3-Dichloropropane | ND | | ug/l | 2.5 | 0.70 |
| 1,1,1,2-Tetrachloroethane | ND | | ug/l | 2.5 | 0.70 |
| Bromobenzene | ND | | ug/l | 2.5 | 0.70 |
| n-Butylbenzene | ND | | ug/l | 2.5 | 0.70 |
| sec-Butylbenzene | ND | | ug/l | 2.5 | 0.70 |
| tert-Butylbenzene | ND | | ug/l | 2.5 | 0.70 |

**Project Name:** PORT CHESTER **Lab Number:** L2232278

**Project Number:** 12166:2B **Report Date:** 07/13/22

# Method Blank Analysis
## Batch Quality Control

Analytical Method: 1,8260C
Analytical Date: 06/27/22 19:33
Analyst: AJK

| Parameter | Result | Qualifier | Units | RL | MDL |
|---|---|---|---|---|---|
| Volatile Organics by GC/MS - Westborough Lab for sample(s): 15 Batch: WG1656853-5 | | | | | |
| o-Chlorotoluene | ND | | ug/l | 2.5 | 0.70 |
| p-Chlorotoluene | ND | | ug/l | 2.5 | 0.70 |
| 1,2-Dibromo-3-chloropropane | ND | | ug/l | 2.5 | 0.70 |
| Hexachlorobutadiene | ND | | ug/l | 2.5 | 0.70 |
| Isopropylbenzene | ND | | ug/l | 2.5 | 0.70 |
| p-Isopropyltoluene | ND | | ug/l | 2.5 | 0.70 |
| Naphthalene | ND | | ug/l | 2.5 | 0.70 |
| n-Propylbenzene | ND | | ug/l | 2.5 | 0.70 |
| 1,2,3-Trichlorobenzene | ND | | ug/l | 2.5 | 0.70 |
| 1,2,4-Trichlorobenzene | ND | | ug/l | 2.5 | 0.70 |
| 1,3,5-Trimethylbenzene | ND | | ug/l | 2.5 | 0.70 |
| 1,2,4-Trimethylbenzene | ND | | ug/l | 2.5 | 0.70 |
| 1,4-Dioxane | ND | | ug/l | 250 | 61. |
| p-Diethylbenzene | ND | | ug/l | 2.0 | 0.70 |
| p-Ethyltoluene | ND | | ug/l | 2.0 | 0.70 |
| 1,2,4,5-Tetramethylbenzene | ND | | ug/l | 2.0 | 0.54 |
| Ethyl ether | ND | | ug/l | 2.5 | 0.70 |
| trans-1,4-Dichloro-2-butene | ND | | ug/l | 2.5 | 0.70 |

Tentatively Identified Compounds

| | | |
|---|---|---|
| No Tentatively Identified Compounds | ND | ug/l |

**Project Name:** PORT CHESTER **Lab Number:** L2232278

**Project Number:** 12166:2B **Report Date:** 07/13/22

# Method Blank Analysis
## Batch Quality Control

Analytical Method: 1,8260C
Analytical Date: 06/27/22 19:33
Analyst: AJK

| Parameter | Result | Qualifier | Units | RL | MDL |
|---|---|---|---|---|---|
| Volatile Organics by GC/MS - Westborough Lab for sample(s): 15 Batch: WG1656853-5 | | | | | |

| Surrogate | %Recovery | Qualifier | Acceptance Criteria |
|---|---|---|---|
| 1,2-Dichloroethane-d4 | 109 | | 70-130 |
| Toluene-d8 | 102 | | 70-130 |
| 4-Bromofluorobenzene | 105 | | 70-130 |
| Dibromofluoromethane | 110 | | 70-130 |

**Project Name:** PORT CHESTER **Lab Number:** L2232278

**Project Number:** 12166:2B **Report Date:** 07/13/22

# Method Blank Analysis
## Batch Quality Control

Analytical Method: 1,8260C
Analytical Date: 06/29/22 20:59
Analyst: TMS

| Parameter | Result | Qualifier | Units | RL | MDL |
|---|---|---|---|---|---|
| Volatile Organics by GC/MS - Westborough Lab for sample(s): 16 Batch: WG1657500-5 | | | | | |
| Methylene chloride | ND | | ug/l | 2.5 | 0.70 |
| 1,1-Dichloroethane | ND | | ug/l | 2.5 | 0.70 |
| Chloroform | ND | | ug/l | 2.5 | 0.70 |
| Carbon tetrachloride | ND | | ug/l | 0.50 | 0.13 |
| 1,2-Dichloropropane | ND | | ug/l | 1.0 | 0.14 |
| Dibromochloromethane | ND | | ug/l | 0.50 | 0.15 |
| 1,1,2-Trichloroethane | ND | | ug/l | 1.5 | 0.50 |
| Tetrachloroethene | ND | | ug/l | 0.50 | 0.18 |
| Chlorobenzene | ND | | ug/l | 2.5 | 0.70 |
| Trichlorofluoromethane | ND | | ug/l | 2.5 | 0.70 |
| 1,2-Dichloroethane | ND | | ug/l | 0.50 | 0.13 |
| 1,1,1-Trichloroethane | ND | | ug/l | 2.5 | 0.70 |
| Bromodichloromethane | ND | | ug/l | 0.50 | 0.19 |
| trans-1,3-Dichloropropene | ND | | ug/l | 0.50 | 0.16 |
| cis-1,3-Dichloropropene | ND | | ug/l | 0.50 | 0.14 |
| 1,3-Dichloropropene, Total | ND | | ug/l | 0.50 | 0.14 |
| 1,1-Dichloropropene | ND | | ug/l | 2.5 | 0.70 |
| Bromoform | ND | | ug/l | 2.0 | 0.65 |
| 1,1,2,2-Tetrachloroethane | ND | | ug/l | 0.50 | 0.17 |
| Benzene | ND | | ug/l | 0.50 | 0.16 |
| Toluene | ND | | ug/l | 2.5 | 0.70 |
| Ethylbenzene | ND | | ug/l | 2.5 | 0.70 |
| Chloromethane | ND | | ug/l | 2.5 | 0.70 |
| Bromomethane | ND | | ug/l | 2.5 | 0.70 |
| Vinyl chloride | ND | | ug/l | 1.0 | 0.07 |
| Chloroethane | ND | | ug/l | 2.5 | 0.70 |
| 1,1-Dichloroethene | ND | | ug/l | 0.50 | 0.17 |
| trans-1,2-Dichloroethene | ND | | ug/l | 2.5 | 0.70 |
| Trichloroethene | ND | | ug/l | 0.50 | 0.18 |

**Project Name:** PORT CHESTER **Lab Number:** L2232278

**Project Number:** 12166:2B **Report Date:** 07/13/22

# Method Blank Analysis
## Batch Quality Control

Analytical Method: 1,8260C
Analytical Date: 06/29/22 20:59
Analyst: TMS

| Parameter | Result | Qualifier | Units | RL | MDL |
|---|---|---|---|---|---|
| Volatile Organics by GC/MS - Westborough Lab for sample(s): 16 Batch: WG1657500-5 | | | | | |
| 1,2-Dichlorobenzene | ND | | ug/l | 2.5 | 0.70 |
| 1,3-Dichlorobenzene | ND | | ug/l | 2.5 | 0.70 |
| 1,4-Dichlorobenzene | ND | | ug/l | 2.5 | 0.70 |
| Methyl tert butyl ether | ND | | ug/l | 2.5 | 0.70 |
| p/m-Xylene | ND | | ug/l | 2.5 | 0.70 |
| o-Xylene | ND | | ug/l | 2.5 | 0.70 |
| Xylenes, Total | ND | | ug/l | 2.5 | 0.70 |
| cis-1,2-Dichloroethene | ND | | ug/l | 2.5 | 0.70 |
| 1,2-Dichloroethene, Total | ND | | ug/l | 2.5 | 0.70 |
| Dibromomethane | ND | | ug/l | 5.0 | 1.0 |
| 1,2,3-Trichloropropane | ND | | ug/l | 2.5 | 0.70 |
| Acrylonitrile | ND | | ug/l | 5.0 | 1.5 |
| Styrene | ND | | ug/l | 2.5 | 0.70 |
| Dichlorodifluoromethane | ND | | ug/l | 5.0 | 1.0 |
| Acetone | ND | | ug/l | 5.0 | 1.5 |
| Carbon disulfide | ND | | ug/l | 5.0 | 1.0 |
| 2-Butanone | ND | | ug/l | 5.0 | 1.9 |
| Vinyl acetate | ND | | ug/l | 5.0 | 1.0 |
| 4-Methyl-2-pentanone | ND | | ug/l | 5.0 | 1.0 |
| 2-Hexanone | ND | | ug/l | 5.0 | 1.0 |
| Bromochloromethane | ND | | ug/l | 2.5 | 0.70 |
| 2,2-Dichloropropane | ND | | ug/l | 2.5 | 0.70 |
| 1,2-Dibromoethane | ND | | ug/l | 2.0 | 0.65 |
| 1,3-Dichloropropane | ND | | ug/l | 2.5 | 0.70 |
| 1,1,1,2-Tetrachloroethane | ND | | ug/l | 2.5 | 0.70 |
| Bromobenzene | ND | | ug/l | 2.5 | 0.70 |
| n-Butylbenzene | ND | | ug/l | 2.5 | 0.70 |
| sec-Butylbenzene | ND | | ug/l | 2.5 | 0.70 |
| tert-Butylbenzene | ND | | ug/l | 2.5 | 0.70 |

**Project Name:** PORT CHESTER **Lab Number:** L2232278

**Project Number:** 12166:2B **Report Date:** 07/13/22

# Method Blank Analysis
## Batch Quality Control

Analytical Method: 1,8260C
Analytical Date: 06/29/22 20:59
Analyst: TMS

| Parameter | Result | Qualifier | Units | RL | MDL |
|---|---|---|---|---|---|
| Volatile Organics by GC/MS - Westborough Lab for sample(s): 16 Batch: WG1657500-5 | | | | | |
| o-Chlorotoluene | ND | | ug/l | 2.5 | 0.70 |
| p-Chlorotoluene | ND | | ug/l | 2.5 | 0.70 |
| 1,2-Dibromo-3-chloropropane | ND | | ug/l | 2.5 | 0.70 |
| Hexachlorobutadiene | ND | | ug/l | 2.5 | 0.70 |
| Isopropylbenzene | ND | | ug/l | 2.5 | 0.70 |
| p-Isopropyltoluene | ND | | ug/l | 2.5 | 0.70 |
| Naphthalene | ND | | ug/l | 2.5 | 0.70 |
| n-Propylbenzene | ND | | ug/l | 2.5 | 0.70 |
| 1,2,3-Trichlorobenzene | ND | | ug/l | 2.5 | 0.70 |
| 1,2,4-Trichlorobenzene | ND | | ug/l | 2.5 | 0.70 |
| 1,3,5-Trimethylbenzene | ND | | ug/l | 2.5 | 0.70 |
| 1,2,4-Trimethylbenzene | ND | | ug/l | 2.5 | 0.70 |
| 1,4-Dioxane | ND | | ug/l | 250 | 61. |
| p-Diethylbenzene | ND | | ug/l | 2.0 | 0.70 |
| p-Ethyltoluene | ND | | ug/l | 2.0 | 0.70 |
| 1,2,4,5-Tetramethylbenzene | ND | | ug/l | 2.0 | 0.54 |
| Ethyl ether | ND | | ug/l | 2.5 | 0.70 |
| trans-1,4-Dichloro-2-butene | ND | | ug/l | 2.5 | 0.70 |

Tentatively Identified Compounds

| | | |
|---|---|---|
| No Tentatively Identified Compounds | ND | ug/l |

**Project Name:** PORT CHESTER **Lab Number:** L2232278

**Project Number:** 12166:2B **Report Date:** 07/13/22

# Method Blank Analysis
## Batch Quality Control

Analytical Method: 1,8260C
Analytical Date: 06/29/22 20:59
Analyst: TMS

| Parameter | Result | Qualifier | Units | RL | MDL |
|---|---|---|---|---|---|
| Volatile Organics by GC/MS - Westborough Lab for sample(s): 16 Batch: WG1657500-5 | | | | | |

| Surrogate | %Recovery | Qualifier | Acceptance Criteria |
|---|---|---|---|
| 1,2-Dichloroethane-d4 | 108 | | 70-130 |
| Toluene-d8 | 93 | | 70-130 |
| 4-Bromofluorobenzene | 94 | | 70-130 |
| Dibromofluoromethane | 107 | | 70-130 |

**Project Name:** PORT CHESTER **Lab Number:** L2232278

**Project Number:** 12166:2B **Report Date:** 07/13/22

# Method Blank Analysis
## Batch Quality Control

Analytical Method: 1,8260C
Analytical Date: 06/28/22 12:16
Analyst: PD

| Parameter | Result | Qualifier | Units | RL | MDL |
|---|---|---|---|---|---|
| Volatile Organics by GC/MS - Westborough Lab for sample(s): 14 Batch: WG1657513-5 | | | | | |
| Methylene chloride | ND | | ug/l | 2.5 | 0.70 |
| 1,1-Dichloroethane | ND | | ug/l | 2.5 | 0.70 |
| Chloroform | ND | | ug/l | 2.5 | 0.70 |
| Carbon tetrachloride | ND | | ug/l | 0.50 | 0.13 |
| 1,2-Dichloropropane | ND | | ug/l | 1.0 | 0.14 |
| Dibromochloromethane | ND | | ug/l | 0.50 | 0.15 |
| 1,1,2-Trichloroethane | ND | | ug/l | 1.5 | 0.50 |
| Tetrachloroethene | ND | | ug/l | 0.50 | 0.18 |
| Chlorobenzene | ND | | ug/l | 2.5 | 0.70 |
| Trichlorofluoromethane | ND | | ug/l | 2.5 | 0.70 |
| 1,2-Dichloroethane | ND | | ug/l | 0.50 | 0.13 |
| 1,1,1-Trichloroethane | ND | | ug/l | 2.5 | 0.70 |
| Bromodichloromethane | ND | | ug/l | 0.50 | 0.19 |
| trans-1,3-Dichloropropene | ND | | ug/l | 0.50 | 0.16 |
| cis-1,3-Dichloropropene | ND | | ug/l | 0.50 | 0.14 |
| 1,3-Dichloropropene, Total | ND | | ug/l | 0.50 | 0.14 |
| 1,1-Dichloropropene | ND | | ug/l | 2.5 | 0.70 |
| Bromoform | ND | | ug/l | 2.0 | 0.65 |
| 1,1,2,2-Tetrachloroethane | ND | | ug/l | 0.50 | 0.17 |
| Benzene | ND | | ug/l | 0.50 | 0.16 |
| Toluene | ND | | ug/l | 2.5 | 0.70 |
| Ethylbenzene | ND | | ug/l | 2.5 | 0.70 |
| Chloromethane | ND | | ug/l | 2.5 | 0.70 |
| Bromomethane | ND | | ug/l | 2.5 | 0.70 |
| Vinyl chloride | ND | | ug/l | 1.0 | 0.07 |
| Chloroethane | ND | | ug/l | 2.5 | 0.70 |
| 1,1-Dichloroethene | ND | | ug/l | 0.50 | 0.17 |
| trans-1,2-Dichloroethene | ND | | ug/l | 2.5 | 0.70 |
| Trichloroethene | ND | | ug/l | 0.50 | 0.18 |

**Project Name:** PORT CHESTER
**Project Number:** 12166:2B

**Lab Number:** L2232278
**Report Date:** 07/13/22

# Method Blank Analysis
## Batch Quality Control

Analytical Method: 1,8260C
Analytical Date: 06/28/22 12:16
Analyst: PD

| Parameter | Result | Qualifier | Units | RL | MDL |
|---|---|---|---|---|---|
| Volatile Organics by GC/MS - Westborough Lab for sample(s): 14 Batch: WG1657513-5 | | | | | |
| 1,2-Dichlorobenzene | ND | | ug/l | 2.5 | 0.70 |
| 1,3-Dichlorobenzene | ND | | ug/l | 2.5 | 0.70 |
| 1,4-Dichlorobenzene | ND | | ug/l | 2.5 | 0.70 |
| Methyl tert butyl ether | ND | | ug/l | 2.5 | 0.70 |
| p/m-Xylene | ND | | ug/l | 2.5 | 0.70 |
| o-Xylene | ND | | ug/l | 2.5 | 0.70 |
| Xylenes, Total | ND | | ug/l | 2.5 | 0.70 |
| cis-1,2-Dichloroethene | ND | | ug/l | 2.5 | 0.70 |
| 1,2-Dichloroethene, Total | ND | | ug/l | 2.5 | 0.70 |
| Dibromomethane | ND | | ug/l | 5.0 | 1.0 |
| 1,2,3-Trichloropropane | ND | | ug/l | 2.5 | 0.70 |
| Acrylonitrile | ND | | ug/l | 5.0 | 1.5 |
| Styrene | ND | | ug/l | 2.5 | 0.70 |
| Dichlorodifluoromethane | ND | | ug/l | 5.0 | 1.0 |
| Acetone | ND | | ug/l | 5.0 | 1.5 |
| Carbon disulfide | ND | | ug/l | 5.0 | 1.0 |
| 2-Butanone | ND | | ug/l | 5.0 | 1.9 |
| Vinyl acetate | ND | | ug/l | 5.0 | 1.0 |
| 4-Methyl-2-pentanone | ND | | ug/l | 5.0 | 1.0 |
| 2-Hexanone | ND | | ug/l | 5.0 | 1.0 |
| Bromochloromethane | ND | | ug/l | 2.5 | 0.70 |
| 2,2-Dichloropropane | ND | | ug/l | 2.5 | 0.70 |
| 1,2-Dibromoethane | ND | | ug/l | 2.0 | 0.65 |
| 1,3-Dichloropropane | ND | | ug/l | 2.5 | 0.70 |
| 1,1,1,2-Tetrachloroethane | ND | | ug/l | 2.5 | 0.70 |
| Bromobenzene | ND | | ug/l | 2.5 | 0.70 |
| n-Butylbenzene | ND | | ug/l | 2.5 | 0.70 |
| sec-Butylbenzene | ND | | ug/l | 2.5 | 0.70 |
| tert-Butylbenzene | ND | | ug/l | 2.5 | 0.70 |

**Project Name:** PORT CHESTER **Lab Number:** L2232278

**Project Number:** 12166:2B **Report Date:** 07/13/22

# Method Blank Analysis
## Batch Quality Control

Analytical Method: 1,8260C
Analytical Date: 06/28/22 12:16
Analyst: PD

| Parameter | Result | Qualifier | Units | RL | MDL |
|---|---|---|---|---|---|
| Volatile Organics by GC/MS - Westborough Lab for sample(s): 14 Batch: WG1657513-5 | | | | | |
| o-Chlorotoluene | ND | | ug/l | 2.5 | 0.70 |
| p-Chlorotoluene | ND | | ug/l | 2.5 | 0.70 |
| 1,2-Dibromo-3-chloropropane | ND | | ug/l | 2.5 | 0.70 |
| Hexachlorobutadiene | ND | | ug/l | 2.5 | 0.70 |
| Isopropylbenzene | ND | | ug/l | 2.5 | 0.70 |
| p-Isopropyltoluene | ND | | ug/l | 2.5 | 0.70 |
| Naphthalene | ND | | ug/l | 2.5 | 0.70 |
| n-Propylbenzene | ND | | ug/l | 2.5 | 0.70 |
| 1,2,3-Trichlorobenzene | ND | | ug/l | 2.5 | 0.70 |
| 1,2,4-Trichlorobenzene | ND | | ug/l | 2.5 | 0.70 |
| 1,3,5-Trimethylbenzene | ND | | ug/l | 2.5 | 0.70 |
| 1,2,4-Trimethylbenzene | ND | | ug/l | 2.5 | 0.70 |
| 1,4-Dioxane | ND | | ug/l | 250 | 61. |
| p-Diethylbenzene | ND | | ug/l | 2.0 | 0.70 |
| p-Ethyltoluene | ND | | ug/l | 2.0 | 0.70 |
| 1,2,4,5-Tetramethylbenzene | ND | | ug/l | 2.0 | 0.54 |
| Ethyl ether | ND | | ug/l | 2.5 | 0.70 |
| trans-1,4-Dichloro-2-butene | ND | | ug/l | 2.5 | 0.70 |

Tentatively Identified Compounds

| | | |
|---|---|---|
| No Tentatively Identified Compounds | ND | ug/l |

**Project Name:** PORT CHESTER **Lab Number:** L2232278

**Project Number:** 12166:2B **Report Date:** 07/13/22

# Method Blank Analysis
## Batch Quality Control

Analytical Method: 1,8260C
Analytical Date: 06/28/22 12:16
Analyst: PD

| Parameter | Result | Qualifier | Units | RL | MDL |
|---|---|---|---|---|---|
| Volatile Organics by GC/MS - Westborough Lab for sample(s): 14 Batch: WG1657513-5 | | | | | |

| Surrogate | %Recovery | Qualifier | Acceptance Criteria |
|---|---|---|---|
| 1,2-Dichloroethane-d4 | 106 | | 70-130 |
| Toluene-d8 | 93 | | 70-130 |
| 4-Bromofluorobenzene | 93 | | 70-130 |
| Dibromofluoromethane | 108 | | 70-130 |

# Lab Control Sample Analysis
## Batch Quality Control

**Project Name:** PORT CHESTER
**Project Number:** 12166:2B

**Lab Number:** L2232278
**Report Date:** 07/13/22

| Parameter | LCS %Recovery | Qual | LCSD %Recovery | Qual | %Recovery Limits | RPD | Qual | RPD Limits |
|---|---|---|---|---|---|---|---|---|
| Volatile Organics by EPA 5035 Low - Westborough Lab Associated sample(s): 10-13 Batch: WG1656470-3 WG1656470-4 | | | | | | | | |
| Methylene chloride | 78 | | 81 | | 70-130 | 4 | | 30 |
| 1,1-Dichloroethane | 77 | | 83 | | 70-130 | 8 | | 30 |
| Chloroform | 75 | | 82 | | 70-130 | 9 | | 30 |
| Carbon tetrachloride | 85 | | 93 | | 70-130 | 9 | | 30 |
| 1,2-Dichloropropane | 83 | | 87 | | 70-130 | 5 | | 30 |
| Dibromochloromethane | 89 | | 90 | | 70-130 | 1 | | 30 |
| 1,1,2-Trichloroethane | 89 | | 90 | | 70-130 | 1 | | 30 |
| Tetrachloroethene | 85 | | 90 | | 70-130 | 6 | | 30 |
| Chlorobenzene | 82 | | 85 | | 70-130 | 4 | | 30 |
| Trichlorofluoromethane | **64** | Q | 70 | | 70-139 | 9 | | 30 |
| 1,2-Dichloroethane | 76 | | 79 | | 70-130 | 4 | | 30 |
| 1,1,1-Trichloroethane | 78 | | 85 | | 70-130 | 9 | | 30 |
| Bromodichloromethane | 80 | | 84 | | 70-130 | 5 | | 30 |
| trans-1,3-Dichloropropene | 89 | | 90 | | 70-130 | 1 | | 30 |
| cis-1,3-Dichloropropene | 79 | | 82 | | 70-130 | 4 | | 30 |
| 1,1-Dichloropropene | 81 | | 88 | | 70-130 | 8 | | 30 |
| Bromoform | 89 | | 89 | | 70-130 | 0 | | 30 |
| 1,1,2,2-Tetrachloroethane | 79 | | **68** | Q | 70-130 | 15 | | 30 |
| Benzene | 81 | | 86 | | 70-130 | 6 | | 30 |
| Toluene | 81 | | 85 | | 70-130 | 5 | | 30 |
| Ethylbenzene | 83 | | 86 | | 70-130 | 4 | | 30 |
| Chloromethane | 71 | | 78 | | 52-130 | 9 | | 30 |
| Bromomethane | 70 | | 74 | | 57-147 | 6 | | 30 |

# Lab Control Sample Analysis
## Batch Quality Control

**Project Name:** PORT CHESTER
**Project Number:** 12166:2B

**Lab Number:** L2232278
**Report Date:** 07/13/22

| Parameter | LCS %Recovery | Qual | LCSD %Recovery | Qual | %Recovery Limits | RPD | Qual | RPD Limits |
|---|---|---|---|---|---|---|---|---|
| Volatile Organics by EPA 5035 Low - Westborough Lab Associated sample(s): 10-13 Batch: WG1656470-3 WG1656470-4 | | | | | | | | |
| Vinyl chloride | **65** | Q | 72 | | 67-130 | 10 | | 30 |
| Chloroethane | 62 | | 66 | | 50-151 | 6 | | 30 |
| 1,1-Dichloroethene | 76 | | 82 | | 65-135 | 8 | | 30 |
| trans-1,2-Dichloroethene | 78 | | 84 | | 70-130 | 7 | | 30 |
| Trichloroethene | 95 | | 110 | | 70-130 | 15 | | 30 |
| 1,2-Dichlorobenzene | 82 | | 84 | | 70-130 | 2 | | 30 |
| 1,3-Dichlorobenzene | 82 | | 85 | | 70-130 | 4 | | 30 |
| 1,4-Dichlorobenzene | 82 | | 83 | | 70-130 | 1 | | 30 |
| Methyl tert butyl ether | 88 | | 90 | | 66-130 | 2 | | 30 |
| p/m-Xylene | 85 | | 90 | | 70-130 | 6 | | 30 |
| o-Xylene | 86 | | 90 | | 70-130 | 5 | | 30 |
| cis-1,2-Dichloroethene | 80 | | 85 | | 70-130 | 6 | | 30 |
| Dibromomethane | 81 | | 84 | | 70-130 | 4 | | 30 |
| Styrene | 82 | | 85 | | 70-130 | 4 | | 30 |
| Dichlorodifluoromethane | 63 | | 69 | | 30-146 | 9 | | 30 |
| Acetone | 62 | | 63 | | 54-140 | 2 | | 30 |
| Carbon disulfide | 76 | | 83 | | 59-130 | 9 | | 30 |
| 2-Butanone | 84 | | 86 | | 70-130 | 2 | | 30 |
| Vinyl acetate | **49** | Q | **36** | Q | 70-130 | **31** | Q | 30 |
| 4-Methyl-2-pentanone | 98 | | 99 | | 70-130 | 1 | | 30 |
| 1,2,3-Trichloropropane | 89 | | 89 | | 68-130 | 0 | | 30 |
| 2-Hexanone | 94 | | 95 | | 70-130 | 1 | | 30 |
| Bromochloromethane | 81 | | 84 | | 70-130 | 4 | | 30 |

# Lab Control Sample Analysis
## Batch Quality Control

**Project Name:** PORT CHESTER
**Project Number:** 12166:2B

**Lab Number:** L2232278
**Report Date:** 07/13/22

| Parameter | LCS %Recovery | Qual | LCSD %Recovery | Qual | %Recovery Limits | RPD | Qual | RPD Limits |
|---|---|---|---|---|---|---|---|---|
| Volatile Organics by EPA 5035 Low - Westborough Lab Associated sample(s): 10-13 Batch: WG1656470-3 WG1656470-4 | | | | | | | | |
| 2,2-Dichloropropane | 79 | | 85 | | 70-130 | 7 | | 30 |
| 1,2-Dibromoethane | 93 | | 94 | | 70-130 | 1 | | 30 |
| 1,3-Dichloropropane | 89 | | 90 | | 69-130 | 1 | | 30 |
| 1,1,1,2-Tetrachloroethane | 79 | | 82 | | 70-130 | 4 | | 30 |
| Bromobenzene | 83 | | 85 | | 70-130 | 2 | | 30 |
| n-Butylbenzene | 83 | | 87 | | 70-130 | 5 | | 30 |
| sec-Butylbenzene | 83 | | 88 | | 70-130 | 6 | | 30 |
| tert-Butylbenzene | 83 | | 88 | | 70-130 | 6 | | 30 |
| o-Chlorotoluene | 83 | | 86 | | 70-130 | 4 | | 30 |
| p-Chlorotoluene | 83 | | 86 | | 70-130 | 4 | | 30 |
| 1,2-Dibromo-3-chloropropane | 92 | | 93 | | 68-130 | 1 | | 30 |
| Hexachlorobutadiene | 81 | | 85 | | 67-130 | 5 | | 30 |
| Isopropylbenzene | 84 | | 88 | | 70-130 | 5 | | 30 |
| p-Isopropyltoluene | 85 | | 89 | | 70-130 | 5 | | 30 |
| Naphthalene | 94 | | 93 | | 70-130 | 1 | | 30 |
| Acrylonitrile | 96 | | 97 | | 70-130 | 1 | | 30 |
| n-Propylbenzene | 82 | | 87 | | 70-130 | 6 | | 30 |
| 1,2,3-Trichlorobenzene | 85 | | 85 | | 70-130 | 0 | | 30 |
| 1,2,4-Trichlorobenzene | 88 | | 87 | | 70-130 | 1 | | 30 |
| 1,3,5-Trimethylbenzene | 84 | | 88 | | 70-130 | 5 | | 30 |
| 1,2,4-Trimethylbenzene | 85 | | 89 | | 70-130 | 5 | | 30 |
| 1,4-Dioxane | 99 | | 100 | | 65-136 | 1 | | 30 |
| p-Diethylbenzene | 82 | | 85 | | 70-130 | 4 | | 30 |

# Lab Control Sample Analysis
## Batch Quality Control

**Project Name:** PORT CHESTER
**Project Number:** 12166:2B
**Lab Number:** L2232278
**Report Date:** 07/13/22

| Parameter | LCS %Recovery | Qual | LCSD %Recovery | Qual | %Recovery Limits | RPD | Qual | RPD Limits |
|---|---|---|---|---|---|---|---|---|
| Volatile Organics by EPA 5035 Low - Westborough Lab Associated sample(s): 10-13 Batch: WG1656470-3 WG1656470-4 | | | | | | | | |
| p-Ethyltoluene | 85 | | 89 | | 70-130 | 5 | | 30 |
| 1,2,4,5-Tetramethylbenzene | 78 | | 81 | | 70-130 | 4 | | 30 |
| Ethyl ether | 82 | | 84 | | 67-130 | 2 | | 30 |
| trans-1,4-Dichloro-2-butene | 90 | | 89 | | 70-130 | 1 | | 30 |

| Surrogate | LCS %Recovery | Qual | LCSD %Recovery | Qual | Acceptance Criteria |
|---|---|---|---|---|---|
| 1,2-Dichloroethane-d4 | 90 | | 89 | | 70-130 |
| Toluene-d8 | 98 | | 97 | | 70-130 |
| 4-Bromofluorobenzene | 99 | | 98 | | 70-130 |
| Dibromofluoromethane | 91 | | 91 | | 70-130 |

# Lab Control Sample Analysis
## Batch Quality Control

**Project Name:** PORT CHESTER
**Project Number:** 12166:2B
**Lab Number:** L2232278
**Report Date:** 07/13/22

| Parameter | LCS %Recovery | Qual | LCSD %Recovery | Qual | %Recovery Limits | RPD | Qual | RPD Limits |
|---|---|---|---|---|---|---|---|---|
| Volatile Organics by EPA 5035 Low - Westborough Lab Associated sample(s): 01,03-09 Batch: WG1656737-3 WG1656737-4 | | | | | | | | |
| Methylene chloride | 94 | | 96 | | 70-130 | 2 | | 30 |
| 1,1-Dichloroethane | 104 | | 105 | | 70-130 | 1 | | 30 |
| Chloroform | 100 | | 101 | | 70-130 | 1 | | 30 |
| Carbon tetrachloride | 106 | | 108 | | 70-130 | 2 | | 30 |
| 1,2-Dichloropropane | 106 | | 108 | | 70-130 | 2 | | 30 |
| Dibromochloromethane | 100 | | 102 | | 70-130 | 2 | | 30 |
| 1,1,2-Trichloroethane | 96 | | 99 | | 70-130 | 3 | | 30 |
| Tetrachloroethene | 88 | | 89 | | 70-130 | 1 | | 30 |
| Chlorobenzene | 90 | | 92 | | 70-130 | 2 | | 30 |
| Trichlorofluoromethane | 100 | | 101 | | 70-139 | 1 | | 30 |
| 1,2-Dichloroethane | 104 | | 106 | | 70-130 | 2 | | 30 |
| 1,1,1-Trichloroethane | 109 | | 110 | | 70-130 | 1 | | 30 |
| Bromodichloromethane | 110 | | 113 | | 70-130 | 3 | | 30 |
| trans-1,3-Dichloropropene | 98 | | 100 | | 70-130 | 2 | | 30 |
| cis-1,3-Dichloropropene | 108 | | 110 | | 70-130 | 2 | | 30 |
| 1,1-Dichloropropene | 115 | | 116 | | 70-130 | 1 | | 30 |
| Bromoform | 95 | | 97 | | 70-130 | 2 | | 30 |
| 1,1,2,2-Tetrachloroethane | 93 | | 78 | | 70-130 | 18 | | 30 |
| Benzene | 104 | | 105 | | 70-130 | 1 | | 30 |
| Toluene | 91 | | 92 | | 70-130 | 1 | | 30 |
| Ethylbenzene | 94 | | 96 | | 70-130 | 2 | | 30 |
| Chloromethane | 79 | | 80 | | 52-130 | 1 | | 30 |
| Bromomethane | 121 | | 124 | | 57-147 | 2 | | 30 |

# Lab Control Sample Analysis
## Batch Quality Control

**Project Name:** PORT CHESTER
**Project Number:** 12166:2B

**Lab Number:** L2232278
**Report Date:** 07/13/22

| Parameter | LCS %Recovery | Qual | LCSD %Recovery | Qual | %Recovery Limits | RPD | Qual | RPD Limits |
|---|---|---|---|---|---|---|---|---|
| Volatile Organics by EPA 5035 Low - Westborough Lab Associated sample(s): 01,03-09 Batch: WG1656737-3 WG1656737-4 | | | | | | | | |
| Vinyl chloride | 106 | | 108 | | 67-130 | 2 | | 30 |
| Chloroethane | 107 | | 109 | | 50-151 | 2 | | 30 |
| 1,1-Dichloroethene | 103 | | 105 | | 65-135 | 2 | | 30 |
| trans-1,2-Dichloroethene | 98 | | 101 | | 70-130 | 3 | | 30 |
| Trichloroethene | 115 | | **132** | Q | 70-130 | 14 | | 30 |
| 1,2-Dichlorobenzene | 90 | | 91 | | 70-130 | 1 | | 30 |
| 1,3-Dichlorobenzene | 89 | | 90 | | 70-130 | 1 | | 30 |
| 1,4-Dichlorobenzene | 89 | | 90 | | 70-130 | 1 | | 30 |
| Methyl tert butyl ether | 98 | | 100 | | 66-130 | 2 | | 30 |
| p/m-Xylene | 94 | | 96 | | 70-130 | 2 | | 30 |
| o-Xylene | 94 | | 96 | | 70-130 | 2 | | 30 |
| cis-1,2-Dichloroethene | 98 | | 100 | | 70-130 | 2 | | 30 |
| Dibromomethane | 101 | | 104 | | 70-130 | 3 | | 30 |
| Styrene | 96 | | 98 | | 70-130 | 2 | | 30 |
| Dichlorodifluoromethane | 92 | | 92 | | 30-146 | 0 | | 30 |
| Acetone | 124 | | 127 | | 54-140 | 2 | | 30 |
| Carbon disulfide | 95 | | 96 | | 59-130 | 1 | | 30 |
| 2-Butanone | 109 | | 111 | | 70-130 | 2 | | 30 |
| Vinyl acetate | 89 | | **55** | Q | 70-130 | **47** | Q | 30 |
| 4-Methyl-2-pentanone | 102 | | 104 | | 70-130 | 2 | | 30 |
| 1,2,3-Trichloropropane | 101 | | 103 | | 68-130 | 2 | | 30 |
| 2-Hexanone | 108 | | 111 | | 70-130 | 3 | | 30 |
| Bromochloromethane | 95 | | 99 | | 70-130 | 4 | | 30 |

# Lab Control Sample Analysis
## Batch Quality Control

**Project Name:** PORT CHESTER
**Project Number:** 12166:2B

**Lab Number:** L2232278
**Report Date:** 07/13/22

| Parameter | LCS %Recovery | Qual | LCSD %Recovery | Qual | %Recovery Limits | RPD | Qual | RPD Limits |
|---|---|---|---|---|---|---|---|---|
| Volatile Organics by EPA 5035 Low - Westborough Lab Associated sample(s): 01,03-09 Batch: WG1656737-3 WG1656737-4 | | | | | | | | |
| 2,2-Dichloropropane | 107 | | 108 | | 70-130 | 1 | | 30 |
| 1,2-Dibromoethane | 95 | | 98 | | 70-130 | 3 | | 30 |
| 1,3-Dichloropropane | 96 | | 99 | | 69-130 | 3 | | 30 |
| 1,1,1,2-Tetrachloroethane | 94 | | 96 | | 70-130 | 2 | | 30 |
| Bromobenzene | 82 | | 84 | | 70-130 | 2 | | 30 |
| n-Butylbenzene | 105 | | 106 | | 70-130 | 1 | | 30 |
| sec-Butylbenzene | 102 | | 103 | | 70-130 | 1 | | 30 |
| tert-Butylbenzene | 96 | | 97 | | 70-130 | 1 | | 30 |
| o-Chlorotoluene | 94 | | 92 | | 70-130 | 2 | | 30 |
| p-Chlorotoluene | 95 | | 96 | | 70-130 | 1 | | 30 |
| 1,2-Dibromo-3-chloropropane | 98 | | 100 | | 68-130 | 2 | | 30 |
| Hexachlorobutadiene | 83 | | 83 | | 67-130 | 0 | | 30 |
| Isopropylbenzene | 96 | | 97 | | 70-130 | 1 | | 30 |
| p-Isopropyltoluene | 99 | | 100 | | 70-130 | 1 | | 30 |
| Naphthalene | 89 | | 92 | | 70-130 | 3 | | 30 |
| Acrylonitrile | 111 | | 117 | | 70-130 | 5 | | 30 |
| n-Propylbenzene | 100 | | 101 | | 70-130 | 1 | | 30 |
| 1,2,3-Trichlorobenzene | 85 | | 88 | | 70-130 | 3 | | 30 |
| 1,2,4-Trichlorobenzene | 87 | | 88 | | 70-130 | 1 | | 30 |
| 1,3,5-Trimethylbenzene | 95 | | 96 | | 70-130 | 1 | | 30 |
| 1,2,4-Trimethylbenzene | 94 | | 95 | | 70-130 | 1 | | 30 |
| 1,4-Dioxane | 115 | | 116 | | 65-136 | 1 | | 30 |
| p-Diethylbenzene | 98 | | 98 | | 70-130 | 0 | | 30 |

# Lab Control Sample Analysis
## Batch Quality Control

**Project Name:** PORT CHESTER
**Project Number:** 12166:2B

**Lab Number:** L2232278
**Report Date:** 07/13/22

| Parameter | LCS %Recovery | Qual | LCSD %Recovery | Qual | %Recovery Limits | RPD | Qual | RPD Limits |
|---|---|---|---|---|---|---|---|---|
| Volatile Organics by EPA 5035 Low - Westborough Lab Associated sample(s): 01,03-09 Batch: WG1656737-3 WG1656737-4 | | | | | | | | |
| p-Ethyltoluene | 96 | | 97 | | 70-130 | 1 | | 30 |
| 1,2,4,5-Tetramethylbenzene | 90 | | 90 | | 70-130 | 0 | | 30 |
| Ethyl ether | 98 | | 100 | | 67-130 | 2 | | 30 |
| trans-1,4-Dichloro-2-butene | 104 | | 103 | | 70-130 | 1 | | 30 |

| Surrogate | LCS %Recovery | Qual | LCSD %Recovery | Qual | Acceptance Criteria |
|---|---|---|---|---|---|
| 1,2-Dichloroethane-d4 | 104 | | 105 | | 70-130 |
| Toluene-d8 | 96 | | 97 | | 70-130 |
| 4-Bromofluorobenzene | 104 | | 104 | | 70-130 |
| Dibromofluoromethane | 99 | | 99 | | 70-130 |

# Lab Control Sample Analysis
## Batch Quality Control

**Project Name:** PORT CHESTER
**Project Number:** 12166:2B
**Lab Number:** L2232278
**Report Date:** 07/13/22

| Parameter | LCS %Recovery | Qual | LCSD %Recovery | Qual | %Recovery Limits | RPD | Qual | RPD Limits |
|---|---|---|---|---|---|---|---|---|
| Volatile Organics by EPA 5035 Low - Westborough Lab Associated sample(s): 02 Batch: WG1656806-3 WG1656806-4 | | | | | | | | |
| Methylene chloride | 108 | | 117 | | 70-130 | 8 | | 30 |
| 1,1-Dichloroethane | 121 | | 122 | | 70-130 | 1 | | 30 |
| Chloroform | 114 | | 115 | | 70-130 | 1 | | 30 |
| Carbon tetrachloride | 124 | | 125 | | 70-130 | 1 | | 30 |
| 1,2-Dichloropropane | 120 | | 122 | | 70-130 | 2 | | 30 |
| Dibromochloromethane | 106 | | 106 | | 70-130 | 0 | | 30 |
| 1,1,2-Trichloroethane | 104 | | 102 | | 70-130 | 2 | | 30 |
| Tetrachloroethene | 98 | | 98 | | 70-130 | 0 | | 30 |
| Chlorobenzene | 100 | | 101 | | 70-130 | 1 | | 30 |
| Trichlorofluoromethane | 114 | | 123 | | 70-139 | 8 | | 30 |
| 1,2-Dichloroethane | 117 | | 117 | | 70-130 | 0 | | 30 |
| 1,1,1-Trichloroethane | 126 | | 126 | | 70-130 | 0 | | 30 |
| Bromodichloromethane | 124 | | 124 | | 70-130 | 0 | | 30 |
| trans-1,3-Dichloropropene | 105 | | 104 | | 70-130 | 1 | | 30 |
| cis-1,3-Dichloropropene | 122 | | 122 | | 70-130 | 0 | | 30 |
| 1,1-Dichloropropene | **135** | Q | **134** | Q | 70-130 | 1 | | 30 |
| Bromoform | 98 | | 93 | | 70-130 | 5 | | 30 |
| 1,1,2,2-Tetrachloroethane | 96 | | 85 | | 70-130 | 12 | | 30 |
| Benzene | 120 | | 120 | | 70-130 | 0 | | 30 |
| Toluene | 102 | | 101 | | 70-130 | 1 | | 30 |
| Ethylbenzene | 106 | | 107 | | 70-130 | 1 | | 30 |
| Chloromethane | 96 | | 108 | | 52-130 | 12 | | 30 |
| Bromomethane | 140 | | **153** | Q | 57-147 | 9 | | 30 |

# Lab Control Sample Analysis
## Batch Quality Control

**Project Name:** PORT CHESTER
**Project Number:** 12166:2B

**Lab Number:** L2232278
**Report Date:** 07/13/22

| Parameter | LCS %Recovery | Qual | LCSD %Recovery | Qual | %Recovery Limits | RPD | Qual | RPD Limits |
|---|---|---|---|---|---|---|---|---|
| Volatile Organics by EPA 5035 Low - Westborough Lab Associated sample(s): 02 Batch: WG1656806-3 WG1656806-4 | | | | | | | | |
| Vinyl chloride | 126 | | **138** | Q | 67-130 | 9 | | 30 |
| Chloroethane | 127 | | 138 | | 50-151 | 8 | | 30 |
| 1,1-Dichloroethene | 121 | | 124 | | 65-135 | 2 | | 30 |
| trans-1,2-Dichloroethene | 115 | | 116 | | 70-130 | 1 | | 30 |
| Trichloroethene | **134** | Q | **141** | Q | 70-130 | 5 | | 30 |
| 1,2-Dichlorobenzene | 97 | | 98 | | 70-130 | 1 | | 30 |
| 1,3-Dichlorobenzene | 97 | | 98 | | 70-130 | 1 | | 30 |
| 1,4-Dichlorobenzene | 97 | | 98 | | 70-130 | 1 | | 30 |
| Methyl tert butyl ether | 107 | | 108 | | 66-130 | 1 | | 30 |
| p/m-Xylene | 106 | | 108 | | 70-130 | 2 | | 30 |
| o-Xylene | 105 | | 108 | | 70-130 | 3 | | 30 |
| cis-1,2-Dichloroethene | 112 | | 113 | | 70-130 | 1 | | 30 |
| Dibromomethane | 112 | | 112 | | 70-130 | 0 | | 30 |
| Styrene | 106 | | 109 | | 70-130 | 3 | | 30 |
| Dichlorodifluoromethane | 106 | | 116 | | 30-146 | 9 | | 30 |
| Acetone | 136 | | **147** | Q | 54-140 | 8 | | 30 |
| Carbon disulfide | 113 | | 119 | | 59-130 | 5 | | 30 |
| 2-Butanone | 118 | | 120 | | 70-130 | 2 | | 30 |
| Vinyl acetate | 85 | | **68** | Q | 70-130 | 22 | | 30 |
| 4-Methyl-2-pentanone | 106 | | 104 | | 70-130 | 2 | | 30 |
| 1,2,3-Trichloropropane | 105 | | 101 | | 68-130 | 4 | | 30 |
| 2-Hexanone | 114 | | 115 | | 70-130 | 1 | | 30 |
| Bromochloromethane | 106 | | 112 | | 70-130 | 6 | | 30 |

# Lab Control Sample Analysis
## Batch Quality Control

**Project Name:** PORT CHESTER
**Project Number:** 12166:2B

**Lab Number:** L2232278
**Report Date:** 07/13/22

| Parameter | LCS %Recovery | Qual | LCSD %Recovery | Qual | %Recovery Limits | RPD | Qual | RPD Limits |
|---|---|---|---|---|---|---|---|---|
| Volatile Organics by EPA 5035 Low - Westborough Lab Associated sample(s): 02 Batch: WG1656806-3 WG1656806-4 | | | | | | | | |
| 2,2-Dichloropropane | 124 | | 124 | | 70-130 | 0 | | 30 |
| 1,2-Dibromoethane | 101 | | 101 | | 70-130 | 0 | | 30 |
| 1,3-Dichloropropane | 104 | | 103 | | 69-130 | 1 | | 30 |
| 1,1,1,2-Tetrachloroethane | 102 | | 102 | | 70-130 | 0 | | 30 |
| Bromobenzene | 90 | | 88 | | 70-130 | 2 | | 30 |
| n-Butylbenzene | 119 | | 123 | | 70-130 | 3 | | 30 |
| sec-Butylbenzene | 115 | | 116 | | 70-130 | 1 | | 30 |
| tert-Butylbenzene | 107 | | 108 | | 70-130 | 1 | | 30 |
| o-Chlorotoluene | 106 | | 105 | | 70-130 | 1 | | 30 |
| p-Chlorotoluene | 106 | | 104 | | 70-130 | 2 | | 30 |
| 1,2-Dibromo-3-chloropropane | 101 | | 102 | | 68-130 | 1 | | 30 |
| Hexachlorobutadiene | 92 | | 97 | | 67-130 | 5 | | 30 |
| Isopropylbenzene | 108 | | 106 | | 70-130 | 2 | | 30 |
| p-Isopropyltoluene | 111 | | 113 | | 70-130 | 2 | | 30 |
| Naphthalene | 94 | | 99 | | 70-130 | 5 | | 30 |
| Acrylonitrile | 120 | | 126 | | 70-130 | 5 | | 30 |
| n-Propylbenzene | 113 | | 113 | | 70-130 | 0 | | 30 |
| 1,2,3-Trichlorobenzene | 91 | | 97 | | 70-130 | 6 | | 30 |
| 1,2,4-Trichlorobenzene | 94 | | 98 | | 70-130 | 4 | | 30 |
| 1,3,5-Trimethylbenzene | 106 | | 106 | | 70-130 | 0 | | 30 |
| 1,2,4-Trimethylbenzene | 105 | | 106 | | 70-130 | 1 | | 30 |
| 1,4-Dioxane | 116 | | 126 | | 65-136 | 8 | | 30 |
| p-Diethylbenzene | 110 | | 113 | | 70-130 | 3 | | 30 |

# Lab Control Sample Analysis
## Batch Quality Control

**Project Name:** PORT CHESTER
**Project Number:** 12166:2B
**Lab Number:** L2232278
**Report Date:** 07/13/22

| Parameter | LCS %Recovery | Qual | LCSD %Recovery | Qual | %Recovery Limits | RPD | Qual | RPD Limits |
|---|---|---|---|---|---|---|---|---|
| Volatile Organics by EPA 5035 Low - Westborough Lab Associated sample(s): 02 Batch: WG1656806-3 WG1656806-4 | | | | | | | | |
| p-Ethyltoluene | 107 | | 107 | | 70-130 | 0 | | 30 |
| 1,2,4,5-Tetramethylbenzene | 100 | | 105 | | 70-130 | 5 | | 30 |
| Ethyl ether | 107 | | 108 | | 67-130 | 1 | | 30 |
| trans-1,4-Dichloro-2-butene | 107 | | 105 | | 70-130 | 2 | | 30 |

| Surrogate | LCS %Recovery | Qual | LCSD %Recovery | Qual | Acceptance Criteria |
|---|---|---|---|---|---|
| 1,2-Dichloroethane-d4 | 106 | | 107 | | 70-130 |
| Toluene-d8 | 95 | | 94 | | 70-130 |
| 4-Bromofluorobenzene | 104 | | 102 | | 70-130 |
| Dibromofluoromethane | 99 | | 100 | | 70-130 |

# Lab Control Sample Analysis
## Batch Quality Control

**Project Name:** PORT CHESTER
**Project Number:** 12166:2B

**Lab Number:** L2232278
**Report Date:** 07/13/22

| Parameter | LCS %Recovery | Qual | LCSD %Recovery | Qual | %Recovery Limits | RPD | Qual | RPD Limits |
|---|---|---|---|---|---|---|---|---|
| Volatile Organics by GC/MS - Westborough Lab Associated sample(s): 15 Batch: WG1656853-3 WG1656853-4 | | | | | | | | |
| Methylene chloride | 110 | | 100 | | 70-130 | 10 | | 20 |
| 1,1-Dichloroethane | 100 | | 99 | | 70-130 | 1 | | 20 |
| Chloroform | 100 | | 100 | | 70-130 | 0 | | 20 |
| Carbon tetrachloride | 120 | | 110 | | 63-132 | 9 | | 20 |
| 1,2-Dichloropropane | 96 | | 98 | | 70-130 | 2 | | 20 |
| Dibromochloromethane | 99 | | 100 | | 63-130 | 1 | | 20 |
| 1,1,2-Trichloroethane | 100 | | 110 | | 70-130 | 10 | | 20 |
| Tetrachloroethene | 110 | | 100 | | 70-130 | 10 | | 20 |
| Chlorobenzene | 100 | | 100 | | 75-130 | 0 | | 20 |
| Trichlorofluoromethane | 93 | | 86 | | 62-150 | 8 | | 20 |
| 1,2-Dichloroethane | 100 | | 110 | | 70-130 | 10 | | 20 |
| 1,1,1-Trichloroethane | 120 | | 110 | | 67-130 | 9 | | 20 |
| Bromodichloromethane | 100 | | 100 | | 67-130 | 0 | | 20 |
| trans-1,3-Dichloropropene | 100 | | 110 | | 70-130 | 10 | | 20 |
| cis-1,3-Dichloropropene | 98 | | 99 | | 70-130 | 1 | | 20 |
| 1,1-Dichloropropene | 100 | | 100 | | 70-130 | 0 | | 20 |
| Bromoform | 86 | | 92 | | 54-136 | 7 | | 20 |
| 1,1,2,2-Tetrachloroethane | 110 | | 120 | | 67-130 | 9 | | 20 |
| Benzene | 100 | | 97 | | 70-130 | 3 | | 20 |
| Toluene | 100 | | 99 | | 70-130 | 1 | | 20 |
| Ethylbenzene | 100 | | 100 | | 70-130 | 0 | | 20 |
| Chloromethane | 95 | | 93 | | 64-130 | 2 | | 20 |
| Bromomethane | 40 | | **38** | Q | 39-139 | 5 | | 20 |

# Lab Control Sample Analysis
## Batch Quality Control

**Project Name:** PORT CHESTER
**Project Number:** 12166:2B

**Lab Number:** L2232278
**Report Date:** 07/13/22

| Parameter | LCS %Recovery | Qual | LCSD %Recovery | Qual | %Recovery Limits | RPD | Qual | RPD Limits |
|---|---|---|---|---|---|---|---|---|
| Volatile Organics by GC/MS - Westborough Lab Associated sample(s): 15 Batch: WG1656853-3 WG1656853-4 | | | | | | | | |
| Vinyl chloride | 98 | | 90 | | 55-140 | 9 | | 20 |
| Chloroethane | 81 | | 78 | | 55-138 | 4 | | 20 |
| 1,1-Dichloroethene | 120 | | 110 | | 61-145 | 9 | | 20 |
| trans-1,2-Dichloroethene | 110 | | 100 | | 70-130 | 10 | | 20 |
| Trichloroethene | 92 | | 88 | | 70-130 | 4 | | 20 |
| 1,2-Dichlorobenzene | 95 | | 100 | | 70-130 | 5 | | 20 |
| 1,3-Dichlorobenzene | 97 | | 99 | | 70-130 | 2 | | 20 |
| 1,4-Dichlorobenzene | 95 | | 97 | | 70-130 | 2 | | 20 |
| Methyl tert butyl ether | 98 | | 100 | | 63-130 | 2 | | 20 |
| p/m-Xylene | 105 | | 100 | | 70-130 | 5 | | 20 |
| o-Xylene | 100 | | 100 | | 70-130 | 0 | | 20 |
| cis-1,2-Dichloroethene | 100 | | 99 | | 70-130 | 1 | | 20 |
| Dibromomethane | 98 | | 100 | | 70-130 | 2 | | 20 |
| 1,2,3-Trichloropropane | 100 | | 110 | | 64-130 | 10 | | 20 |
| Acrylonitrile | 92 | | 96 | | 70-130 | 4 | | 20 |
| Styrene | 100 | | 100 | | 70-130 | 0 | | 20 |
| Dichlorodifluoromethane | 100 | | 96 | | 36-147 | 4 | | 20 |
| Acetone | 93 | | 99 | | 58-148 | 6 | | 20 |
| Carbon disulfide | 120 | | 110 | | 51-130 | 9 | | 20 |
| 2-Butanone | 90 | | 95 | | 63-138 | 5 | | 20 |
| Vinyl acetate | **140** | Q | **140** | Q | 70-130 | 0 | | 20 |
| 4-Methyl-2-pentanone | 85 | | 96 | | 59-130 | 12 | | 20 |
| 2-Hexanone | 93 | | 99 | | 57-130 | 6 | | 20 |

# Lab Control Sample Analysis
## Batch Quality Control

**Project Name:** PORT CHESTER
**Project Number:** 12166:2B

**Lab Number:** L2232278
**Report Date:** 07/13/22

| Parameter | LCS %Recovery | Qual | LCSD %Recovery | Qual | %Recovery Limits | RPD | Qual | RPD Limits |
|---|---|---|---|---|---|---|---|---|
| Volatile Organics by GC/MS - Westborough Lab Associated sample(s): 15 Batch: WG1656853-3 WG1656853-4 | | | | | | | | |
| Bromochloromethane | 110 | | 110 | | 70-130 | 0 | | 20 |
| 2,2-Dichloropropane | 130 | | 120 | | 63-133 | 8 | | 20 |
| 1,2-Dibromoethane | 110 | | 110 | | 70-130 | 0 | | 20 |
| 1,3-Dichloropropane | 110 | | 110 | | 70-130 | 0 | | 20 |
| 1,1,1,2-Tetrachloroethane | 100 | | 100 | | 64-130 | 0 | | 20 |
| Bromobenzene | 95 | | 99 | | 70-130 | 4 | | 20 |
| n-Butylbenzene | 110 | | 110 | | 53-136 | 0 | | 20 |
| sec-Butylbenzene | 100 | | 100 | | 70-130 | 0 | | 20 |
| tert-Butylbenzene | 97 | | 99 | | 70-130 | 2 | | 20 |
| o-Chlorotoluene | 100 | | 110 | | 70-130 | 10 | | 20 |
| p-Chlorotoluene | 100 | | 100 | | 70-130 | 0 | | 20 |
| 1,2-Dibromo-3-chloropropane | 90 | | 90 | | 41-144 | 0 | | 20 |
| Hexachlorobutadiene | 99 | | 98 | | 63-130 | 1 | | 20 |
| Isopropylbenzene | 98 | | 100 | | 70-130 | 2 | | 20 |
| p-Isopropyltoluene | 97 | | 98 | | 70-130 | 1 | | 20 |
| Naphthalene | 89 | | 99 | | 70-130 | 11 | | 20 |
| n-Propylbenzene | 100 | | 110 | | 69-130 | 10 | | 20 |
| 1,2,3-Trichlorobenzene | 92 | | 100 | | 70-130 | 8 | | 20 |
| 1,2,4-Trichlorobenzene | 93 | | 98 | | 70-130 | 5 | | 20 |
| 1,3,5-Trimethylbenzene | 98 | | 99 | | 64-130 | 1 | | 20 |
| 1,2,4-Trimethylbenzene | 99 | | 100 | | 70-130 | 1 | | 20 |
| 1,4-Dioxane | 108 | | 124 | | 56-162 | 14 | | 20 |
| p-Diethylbenzene | 94 | | 95 | | 70-130 | 1 | | 20 |

# Lab Control Sample Analysis
## Batch Quality Control

**Project Name:** PORT CHESTER
**Project Number:** 12166:2B

**Lab Number:** L2232278
**Report Date:** 07/13/22

| Parameter | LCS %Recovery | Qual | LCSD %Recovery | Qual | %Recovery Limits | RPD | Qual | RPD Limits |
|---|---|---|---|---|---|---|---|---|
| Volatile Organics by GC/MS - Westborough Lab Associated sample(s): 15 Batch: WG1656853-3 WG1656853-4 | | | | | | | | |
| p-Ethyltoluene | 100 | | 100 | | 70-130 | 0 | | 20 |
| 1,2,4,5-Tetramethylbenzene | 92 | | 93 | | 70-130 | 1 | | 20 |
| Ethyl ether | 94 | | 89 | | 59-134 | 5 | | 20 |
| trans-1,4-Dichloro-2-butene | 100 | | 110 | | 70-130 | 10 | | 20 |

| Surrogate | LCS %Recovery | Qual | LCSD %Recovery | Qual | Acceptance Criteria |
|---|---|---|---|---|---|
| 1,2-Dichloroethane-d4 | 108 | | 108 | | 70-130 |
| Toluene-d8 | 105 | | 107 | | 70-130 |
| 4-Bromofluorobenzene | 104 | | 105 | | 70-130 |
| Dibromofluoromethane | 102 | | 105 | | 70-130 |

# Lab Control Sample Analysis
## Batch Quality Control

**Project Name:** PORT CHESTER
**Project Number:** 12166:2B
**Lab Number:** L2232278
**Report Date:** 07/13/22

| Parameter | LCS %Recovery | Qual | LCSD %Recovery | Qual | %Recovery Limits | RPD | Qual | RPD Limits |
|---|---|---|---|---|---|---|---|---|
| Volatile Organics by GC/MS - Westborough Lab Associated sample(s): 16 Batch: WG1657500-3 WG1657500-4 | | | | | | | | |
| Methylene chloride | 88 | | 95 | | 70-130 | 8 | | 20 |
| 1,1-Dichloroethane | 98 | | 100 | | 70-130 | 2 | | 20 |
| Chloroform | 92 | | 99 | | 70-130 | 7 | | 20 |
| Carbon tetrachloride | 100 | | 110 | | 63-132 | 10 | | 20 |
| 1,2-Dichloropropane | 92 | | 95 | | 70-130 | 3 | | 20 |
| Dibromochloromethane | 85 | | 93 | | 63-130 | 9 | | 20 |
| 1,1,2-Trichloroethane | 83 | | 94 | | 70-130 | 12 | | 20 |
| Tetrachloroethene | 99 | | 100 | | 70-130 | 1 | | 20 |
| Chlorobenzene | 88 | | 92 | | 75-130 | 4 | | 20 |
| Trichlorofluoromethane | 100 | | 110 | | 62-150 | 10 | | 20 |
| 1,2-Dichloroethane | 97 | | 110 | | 70-130 | 13 | | 20 |
| 1,1,1-Trichloroethane | 100 | | 100 | | 67-130 | 0 | | 20 |
| Bromodichloromethane | 92 | | 98 | | 67-130 | 6 | | 20 |
| trans-1,3-Dichloropropene | 84 | | 92 | | 70-130 | 9 | | 20 |
| cis-1,3-Dichloropropene | 89 | | 95 | | 70-130 | 7 | | 20 |
| 1,1-Dichloropropene | 98 | | 99 | | 70-130 | 1 | | 20 |
| Bromoform | 82 | | 94 | | 54-136 | 14 | | 20 |
| 1,1,2,2-Tetrachloroethane | 88 | | 100 | | 67-130 | 13 | | 20 |
| Benzene | 90 | | 94 | | 70-130 | 4 | | 20 |
| Toluene | 88 | | 90 | | 70-130 | 2 | | 20 |
| Ethylbenzene | 87 | | 91 | | 70-130 | 4 | | 20 |
| Chloromethane | 100 | | 100 | | 64-130 | 0 | | 20 |
| Bromomethane | 47 | | 53 | | 39-139 | 12 | | 20 |

# Lab Control Sample Analysis
## Batch Quality Control

**Project Name:** PORT CHESTER
**Project Number:** 12166:2B

**Lab Number:** L2232278
**Report Date:** 07/13/22

| Parameter | LCS %Recovery | Qual | LCSD %Recovery | Qual | %Recovery Limits | RPD | Qual | RPD Limits |
|---|---|---|---|---|---|---|---|---|
| Volatile Organics by GC/MS - Westborough Lab Associated sample(s): 16 Batch: WG1657500-3 WG1657500-4 | | | | | | | | |
| Vinyl chloride | 100 | | 100 | | 55-140 | 0 | | 20 |
| Chloroethane | 100 | | 100 | | 55-138 | 0 | | 20 |
| 1,1-Dichloroethene | 92 | | 93 | | 61-145 | 1 | | 20 |
| trans-1,2-Dichloroethene | 95 | | 100 | | 70-130 | 5 | | 20 |
| Trichloroethene | 87 | | 83 | | 70-130 | 5 | | 20 |
| 1,2-Dichlorobenzene | 91 | | 97 | | 70-130 | 6 | | 20 |
| 1,3-Dichlorobenzene | 90 | | 94 | | 70-130 | 4 | | 20 |
| 1,4-Dichlorobenzene | 93 | | 96 | | 70-130 | 3 | | 20 |
| Methyl tert butyl ether | 77 | | 91 | | 63-130 | 17 | | 20 |
| p/m-Xylene | 90 | | 95 | | 70-130 | 5 | | 20 |
| o-Xylene | 90 | | 95 | | 70-130 | 5 | | 20 |
| cis-1,2-Dichloroethene | 90 | | 99 | | 70-130 | 10 | | 20 |
| Dibromomethane | 93 | | 100 | | 70-130 | 7 | | 20 |
| 1,2,3-Trichloropropane | 79 | | 91 | | 64-130 | 14 | | 20 |
| Acrylonitrile | 83 | | 98 | | 70-130 | 17 | | 20 |
| Styrene | 85 | | 95 | | 70-130 | 11 | | 20 |
| Dichlorodifluoromethane | 100 | | 110 | | 36-147 | 10 | | 20 |
| Acetone | 100 | | 120 | | 58-148 | 18 | | 20 |
| Carbon disulfide | 93 | | 94 | | 51-130 | 1 | | 20 |
| 2-Butanone | 88 | | 100 | | 63-138 | 13 | | 20 |
| Vinyl acetate | **170** | Q | **180** | Q | 70-130 | 6 | | 20 |
| 4-Methyl-2-pentanone | 68 | | 85 | | 59-130 | **22** | Q | 20 |
| 2-Hexanone | 81 | | 94 | | 57-130 | 15 | | 20 |

# Lab Control Sample Analysis
## Batch Quality Control

**Project Name:** PORT CHESTER
**Project Number:** 12166:2B

**Lab Number:** L2232278
**Report Date:** 07/13/22

| Parameter | LCS %Recovery | Qual | LCSD %Recovery | Qual | %Recovery Limits | RPD | Qual | RPD Limits |
|---|---|---|---|---|---|---|---|---|
| Volatile Organics by GC/MS - Westborough Lab Associated sample(s): 16 Batch: WG1657500-3 WG1657500-4 | | | | | | | | |
| Bromochloromethane | 100 | | 110 | | 70-130 | 10 | | 20 |
| 2,2-Dichloropropane | 110 | | 110 | | 63-133 | 0 | | 20 |
| 1,2-Dibromoethane | 86 | | 95 | | 70-130 | 10 | | 20 |
| 1,3-Dichloropropane | 86 | | 94 | | 70-130 | 9 | | 20 |
| 1,1,1,2-Tetrachloroethane | 84 | | 88 | | 64-130 | 5 | | 20 |
| Bromobenzene | 90 | | 96 | | 70-130 | 6 | | 20 |
| n-Butylbenzene | 80 | | 78 | | 53-136 | 3 | | 20 |
| sec-Butylbenzene | 86 | | 86 | | 70-130 | 0 | | 20 |
| tert-Butylbenzene | 87 | | 87 | | 70-130 | 0 | | 20 |
| o-Chlorotoluene | 87 | | 90 | | 70-130 | 3 | | 20 |
| p-Chlorotoluene | 84 | | 87 | | 70-130 | 4 | | 20 |
| 1,2-Dibromo-3-chloropropane | 76 | | 91 | | 41-144 | 18 | | 20 |
| Hexachlorobutadiene | 80 | | 74 | | 63-130 | 8 | | 20 |
| Isopropylbenzene | 85 | | 88 | | 70-130 | 3 | | 20 |
| p-Isopropyltoluene | 84 | | 84 | | 70-130 | 0 | | 20 |
| Naphthalene | **66** | Q | 80 | | 70-130 | 19 | | 20 |
| n-Propylbenzene | 86 | | 88 | | 69-130 | 2 | | 20 |
| 1,2,3-Trichlorobenzene | 80 | | 90 | | 70-130 | 12 | | 20 |
| 1,2,4-Trichlorobenzene | 82 | | 91 | | 70-130 | 10 | | 20 |
| 1,3,5-Trimethylbenzene | 84 | | 87 | | 64-130 | 4 | | 20 |
| 1,2,4-Trimethylbenzene | 82 | | 88 | | 70-130 | 7 | | 20 |
| 1,4-Dioxane | 78 | | 94 | | 56-162 | 19 | | 20 |
| p-Diethylbenzene | 82 | | 81 | | 70-130 | 1 | | 20 |

# Lab Control Sample Analysis
## Batch Quality Control

**Project Name:** PORT CHESTER
**Project Number:** 12166:2B
**Lab Number:** L2232278
**Report Date:** 07/13/22

| Parameter | LCS %Recovery | Qual | LCSD %Recovery | Qual | %Recovery Limits | RPD | Qual | RPD Limits |
|---|---|---|---|---|---|---|---|---|
| Volatile Organics by GC/MS - Westborough Lab Associated sample(s): 16 Batch: WG1657500-3 WG1657500-4 | | | | | | | | |
| p-Ethyltoluene | 84 | | 86 | | 70-130 | 2 | | 20 |
| 1,2,4,5-Tetramethylbenzene | 72 | | 75 | | 70-130 | 4 | | 20 |
| Ethyl ether | 76 | | 85 | | 59-134 | 11 | | 20 |
| trans-1,4-Dichloro-2-butene | **65** | Q | 78 | | 70-130 | 18 | | 20 |

| Surrogate | LCS %Recovery | Qual | LCSD %Recovery | Qual | Acceptance Criteria |
|---|---|---|---|---|---|
| 1,2-Dichloroethane-d4 | 107 | | 106 | | 70-130 |
| Toluene-d8 | 95 | | 95 | | 70-130 |
| 4-Bromofluorobenzene | 93 | | 93 | | 70-130 |
| Dibromofluoromethane | 107 | | 105 | | 70-130 |

# Lab Control Sample Analysis
## Batch Quality Control

**Project Name:** PORT CHESTER
**Project Number:** 12166:2B

**Lab Number:** L2232278
**Report Date:** 07/13/22

| Parameter | LCS %Recovery | Qual | LCSD %Recovery | Qual | %Recovery Limits | RPD | Qual | RPD Limits |
|---|---|---|---|---|---|---|---|---|
| Volatile Organics by GC/MS - Westborough Lab Associated sample(s): 14 Batch: WG1657513-3 WG1657513-4 | | | | | | | | |
| Methylene chloride | 93 | | 91 | | 70-130 | 2 | | 20 |
| 1,1-Dichloroethane | 100 | | 97 | | 70-130 | 3 | | 20 |
| Chloroform | 94 | | 92 | | 70-130 | 2 | | 20 |
| Carbon tetrachloride | 100 | | 100 | | 63-132 | 0 | | 20 |
| 1,2-Dichloropropane | 92 | | 92 | | 70-130 | 0 | | 20 |
| Dibromochloromethane | 94 | | 90 | | 63-130 | 4 | | 20 |
| 1,1,2-Trichloroethane | 93 | | 92 | | 70-130 | 1 | | 20 |
| Tetrachloroethene | 100 | | 100 | | 70-130 | 0 | | 20 |
| Chlorobenzene | 92 | | 91 | | 75-130 | 1 | | 20 |
| Trichlorofluoromethane | 110 | | 100 | | 62-150 | 10 | | 20 |
| 1,2-Dichloroethane | 100 | | 100 | | 70-130 | 0 | | 20 |
| 1,1,1-Trichloroethane | 100 | | 100 | | 67-130 | 0 | | 20 |
| Bromodichloromethane | 98 | | 96 | | 67-130 | 2 | | 20 |
| trans-1,3-Dichloropropene | 92 | | 90 | | 70-130 | 2 | | 20 |
| cis-1,3-Dichloropropene | 94 | | 92 | | 70-130 | 2 | | 20 |
| 1,1-Dichloropropene | 99 | | 98 | | 70-130 | 1 | | 20 |
| Bromoform | 88 | | 92 | | 54-136 | 4 | | 20 |
| 1,1,2,2-Tetrachloroethane | 98 | | 96 | | 67-130 | 2 | | 20 |
| Benzene | 93 | | 92 | | 70-130 | 1 | | 20 |
| Toluene | 92 | | 91 | | 70-130 | 1 | | 20 |
| Ethylbenzene | 91 | | 90 | | 70-130 | 1 | | 20 |
| Chloromethane | 98 | | 99 | | 64-130 | 1 | | 20 |
| Bromomethane | 80 | | 74 | | 39-139 | 8 | | 20 |

# Lab Control Sample Analysis
## Batch Quality Control

**Project Name:** PORT CHESTER
**Project Number:** 12166:2B

**Lab Number:** L2232278
**Report Date:** 07/13/22

| Parameter | LCS %Recovery | Qual | LCSD %Recovery | Qual | %Recovery Limits | RPD | Qual | RPD Limits |
|---|---|---|---|---|---|---|---|---|
| Volatile Organics by GC/MS - Westborough Lab Associated sample(s): 14 Batch: WG1657513-3 WG1657513-4 | | | | | | | | |
| Vinyl chloride | 110 | | 100 | | 55-140 | 10 | | 20 |
| Chloroethane | 120 | | 120 | | 55-138 | 0 | | 20 |
| 1,1-Dichloroethene | 95 | | 97 | | 61-145 | 2 | | 20 |
| trans-1,2-Dichloroethene | 98 | | 95 | | 70-130 | 3 | | 20 |
| Trichloroethene | 82 | | 84 | | 70-130 | 2 | | 20 |
| 1,2-Dichlorobenzene | 95 | | 94 | | 70-130 | 1 | | 20 |
| 1,3-Dichlorobenzene | 93 | | 92 | | 70-130 | 1 | | 20 |
| 1,4-Dichlorobenzene | 97 | | 94 | | 70-130 | 3 | | 20 |
| Methyl tert butyl ether | 87 | | 88 | | 63-130 | 1 | | 20 |
| p/m-Xylene | 95 | | 95 | | 70-130 | 0 | | 20 |
| o-Xylene | 95 | | 95 | | 70-130 | 0 | | 20 |
| cis-1,2-Dichloroethene | 96 | | 94 | | 70-130 | 2 | | 20 |
| Dibromomethane | 97 | | 95 | | 70-130 | 2 | | 20 |
| 1,2,3-Trichloropropane | 86 | | 87 | | 64-130 | 1 | | 20 |
| Acrylonitrile | 91 | | 92 | | 70-130 | 1 | | 20 |
| Styrene | 95 | | 90 | | 70-130 | 5 | | 20 |
| Dichlorodifluoromethane | 100 | | 99 | | 36-147 | 1 | | 20 |
| Acetone | 96 | | 89 | | 58-148 | 8 | | 20 |
| Carbon disulfide | 94 | | 93 | | 51-130 | 1 | | 20 |
| 2-Butanone | 82 | | 88 | | 63-138 | 7 | | 20 |
| Vinyl acetate | **190** | Q | **190** | Q | 70-130 | 0 | | 20 |
| 4-Methyl-2-pentanone | 86 | | 84 | | 59-130 | 2 | | 20 |
| 2-Hexanone | 92 | | 90 | | 57-130 | 2 | | 20 |

# Lab Control Sample Analysis
## Batch Quality Control

**Project Name:** PORT CHESTER
**Project Number:** 12166:2B
**Lab Number:** L2232278
**Report Date:** 07/13/22

| Parameter | LCS %Recovery | Qual | LCSD %Recovery | Qual | %Recovery Limits | RPD | Qual | RPD Limits |
|---|---|---|---|---|---|---|---|---|
| Volatile Organics by GC/MS - Westborough Lab Associated sample(s): 14 Batch: WG1657513-3 WG1657513-4 | | | | | | | | |
| Bromochloromethane | 100 | | 100 | | 70-130 | 0 | | 20 |
| 2,2-Dichloropropane | 100 | | 100 | | 63-133 | 0 | | 20 |
| 1,2-Dibromoethane | 92 | | 94 | | 70-130 | 2 | | 20 |
| 1,3-Dichloropropane | 93 | | 92 | | 70-130 | 1 | | 20 |
| 1,1,1,2-Tetrachloroethane | 90 | | 87 | | 64-130 | 3 | | 20 |
| Bromobenzene | 96 | | 95 | | 70-130 | 1 | | 20 |
| n-Butylbenzene | 78 | | 77 | | 53-136 | 1 | | 20 |
| sec-Butylbenzene | 84 | | 84 | | 70-130 | 0 | | 20 |
| tert-Butylbenzene | 86 | | 87 | | 70-130 | 1 | | 20 |
| o-Chlorotoluene | 88 | | 88 | | 70-130 | 0 | | 20 |
| p-Chlorotoluene | 86 | | 85 | | 70-130 | 1 | | 20 |
| 1,2-Dibromo-3-chloropropane | 92 | | 88 | | 41-144 | 4 | | 20 |
| Hexachlorobutadiene | 77 | | 73 | | 63-130 | 5 | | 20 |
| Isopropylbenzene | 90 | | 89 | | 70-130 | 1 | | 20 |
| p-Isopropyltoluene | 84 | | 82 | | 70-130 | 2 | | 20 |
| Naphthalene | 80 | | 78 | | 70-130 | 3 | | 20 |
| n-Propylbenzene | 87 | | 86 | | 69-130 | 1 | | 20 |
| 1,2,3-Trichlorobenzene | 90 | | 89 | | 70-130 | 1 | | 20 |
| 1,2,4-Trichlorobenzene | 90 | | 89 | | 70-130 | 1 | | 20 |
| 1,3,5-Trimethylbenzene | 87 | | 86 | | 64-130 | 1 | | 20 |
| 1,2,4-Trimethylbenzene | 86 | | 84 | | 70-130 | 2 | | 20 |
| 1,4-Dioxane | 96 | | 92 | | 56-162 | 4 | | 20 |
| p-Diethylbenzene | 79 | | 80 | | 70-130 | 1 | | 20 |

# Lab Control Sample Analysis
## Batch Quality Control

**Project Name:** PORT CHESTER
**Project Number:** 12166:2B
**Lab Number:** L2232278
**Report Date:** 07/13/22

| Parameter | LCS %Recovery | Qual | LCSD %Recovery | Qual | %Recovery Limits | RPD | Qual | RPD Limits |
|---|---|---|---|---|---|---|---|---|
| Volatile Organics by GC/MS - Westborough Lab Associated sample(s): 14 Batch: WG1657513-3 WG1657513-4 | | | | | | | | |
| p-Ethyltoluene | 85 | | 84 | | 70-130 | 1 | | 20 |
| 1,2,4,5-Tetramethylbenzene | 76 | | 74 | | 70-130 | 3 | | 20 |
| Ethyl ether | 84 | | 85 | | 59-134 | 1 | | 20 |
| trans-1,4-Dichloro-2-butene | **65** | Q | 72 | | 70-130 | 10 | | 20 |

| Surrogate | LCS %Recovery | Qual | LCSD %Recovery | Qual | Acceptance Criteria |
|---|---|---|---|---|---|
| 1,2-Dichloroethane-d4 | 106 | | 107 | | 70-130 |
| Toluene-d8 | 97 | | 97 | | 70-130 |
| 4-Bromofluorobenzene | 91 | | 95 | | 70-130 |
| Dibromofluoromethane | 107 | | 105 | | 70-130 |

# SEMIVOLATILES

**Project Name:** PORT CHESTER
**Project Number:** 12166:2B
**Lab Number:** L2232278
**Report Date:** 07/13/22

## SAMPLE RESULTS

Lab ID: L2232278-01 D
Client ID: SB-3-6.5
Sample Location: NEW YORK

Date Collected: 06/16/22 09:15
Date Received: 06/16/22
Field Prep: Not Specified

Sample Depth:
Matrix: Soil
Analytical Method: 1,8270D
Analytical Date: 06/30/22 14:47
Analyst: WR
Percent Solids: 90%

Extraction Method: EPA 3546
Extraction Date: 06/20/22 21:25

| Parameter | Result | Qualifier | Units | RL | MDL | Dilution Factor |
|---|---|---|---|---|---|---|
| **Semivolatile Organics by GC/MS - Westborough Lab** | | | | | | |
| Acenaphthene | ND | | ug/kg | 730 | 94. | 5 |
| 1,2,4-Trichlorobenzene | ND | | ug/kg | 910 | 100 | 5 |
| Hexachlorobenzene | ND | | ug/kg | 550 | 100 | 5 |
| Bis(2-chloroethyl)ether | ND | | ug/kg | 820 | 120 | 5 |
| 2-Chloronaphthalene | ND | | ug/kg | 910 | 90. | 5 |
| 1,2-Dichlorobenzene | ND | | ug/kg | 910 | 160 | 5 |
| 1,3-Dichlorobenzene | ND | | ug/kg | 910 | 160 | 5 |
| 1,4-Dichlorobenzene | ND | | ug/kg | 910 | 160 | 5 |
| 3,3'-Dichlorobenzidine | ND | | ug/kg | 910 | 240 | 5 |
| 2,4-Dinitrotoluene | ND | | ug/kg | 910 | 180 | 5 |
| 2,6-Dinitrotoluene | ND | | ug/kg | 910 | 160 | 5 |
| Fluoranthene | 380 | J | ug/kg | 550 | 100 | 5 |
| 4-Chlorophenyl phenyl ether | ND | | ug/kg | 910 | 97. | 5 |
| 4-Bromophenyl phenyl ether | ND | | ug/kg | 910 | 140 | 5 |
| Bis(2-chloroisopropyl)ether | ND | | ug/kg | 1100 | 160 | 5 |
| Bis(2-chloroethoxy)methane | ND | | ug/kg | 980 | 91. | 5 |
| Hexachlorobutadiene | ND | | ug/kg | 910 | 130 | 5 |
| Hexachlorocyclopentadiene | ND | | ug/kg | 2600 | 820 | 5 |
| Hexachloroethane | ND | | ug/kg | 730 | 150 | 5 |
| Isophorone | ND | | ug/kg | 820 | 120 | 5 |
| Naphthalene | ND | | ug/kg | 910 | 110 | 5 |
| Nitrobenzene | ND | | ug/kg | 820 | 130 | 5 |
| NDPA/DPA | ND | | ug/kg | 730 | 100 | 5 |
| n-Nitrosodi-n-propylamine | ND | | ug/kg | 910 | 140 | 5 |
| Bis(2-ethylhexyl)phthalate | ND | | ug/kg | 910 | 320 | 5 |
| Butyl benzyl phthalate | ND | | ug/kg | 910 | 230 | 5 |
| Di-n-butylphthalate | ND | | ug/kg | 910 | 170 | 5 |
| Di-n-octylphthalate | ND | | ug/kg | 910 | 310 | 5 |

**Project Name:** PORT CHESTER **Lab Number:** L2232278

**Project Number:** 12166:2B **Report Date:** 07/13/22

## SAMPLE RESULTS

Lab ID: L2232278-01 D Date Collected: 06/16/22 09:15

Client ID: SB-3-6.5 Date Received: 06/16/22

Sample Location: NEW YORK Field Prep: Not Specified

Sample Depth:

| Parameter | Result | Qualifier | Units | RL | MDL | Dilution Factor |
|---|---|---|---|---|---|---|
| Semivolatile Organics by GC/MS - Westborough Lab | | | | | | |
| Diethyl phthalate | ND | | ug/kg | 910 | 84. | 5 |
| Dimethyl phthalate | ND | | ug/kg | 910 | 190 | 5 |
| Benzo(a)anthracene | 210 | J | ug/kg | 550 | 100 | 5 |
| Benzo(a)pyrene | ND | | ug/kg | 730 | 220 | 5 |
| Benzo(b)fluoranthene | 230 | J | ug/kg | 550 | 150 | 5 |
| Benzo(k)fluoranthene | ND | | ug/kg | 550 | 140 | 5 |
| Chrysene | 220 | J | ug/kg | 550 | 95. | 5 |
| Acenaphthylene | ND | | ug/kg | 730 | 140 | 5 |
| Anthracene | ND | | ug/kg | 550 | 180 | 5 |
| Benzo(ghi)perylene | 130 | J | ug/kg | 730 | 110 | 5 |
| Fluorene | ND | | ug/kg | 910 | 88. | 5 |
| Phenanthrene | 320 | J | ug/kg | 550 | 110 | 5 |
| Dibenzo(a,h)anthracene | ND | | ug/kg | 550 | 100 | 5 |
| Indeno(1,2,3-cd)pyrene | ND | | ug/kg | 730 | 130 | 5 |
| Pyrene | 380 | J | ug/kg | 550 | 90. | 5 |
| Biphenyl | ND | | ug/kg | 2100 | 120 | 5 |
| 4-Chloroaniline | ND | | ug/kg | 910 | 160 | 5 |
| 2-Nitroaniline | ND | | ug/kg | 910 | 180 | 5 |
| 3-Nitroaniline | ND | | ug/kg | 910 | 170 | 5 |
| 4-Nitroaniline | ND | | ug/kg | 910 | 380 | 5 |
| Dibenzofuran | ND | | ug/kg | 910 | 86. | 5 |
| 2-Methylnaphthalene | ND | | ug/kg | 1100 | 110 | 5 |
| 1,2,4,5-Tetrachlorobenzene | ND | | ug/kg | 910 | 95. | 5 |
| Acetophenone | ND | | ug/kg | 910 | 110 | 5 |
| 2,4,6-Trichlorophenol | ND | | ug/kg | 550 | 170 | 5 |
| p-Chloro-m-cresol | ND | | ug/kg | 910 | 140 | 5 |
| 2-Chlorophenol | ND | | ug/kg | 910 | 110 | 5 |
| 2,4-Dichlorophenol | ND | | ug/kg | 820 | 150 | 5 |
| 2,4-Dimethylphenol | ND | | ug/kg | 910 | 300 | 5 |
| 2-Nitrophenol | ND | | ug/kg | 2000 | 340 | 5 |
| 4-Nitrophenol | ND | | ug/kg | 1300 | 370 | 5 |
| 2,4-Dinitrophenol | ND | | ug/kg | 4400 | 420 | 5 |
| 4,6-Dinitro-o-cresol | ND | | ug/kg | 2400 | 440 | 5 |
| Pentachlorophenol | ND | | ug/kg | 730 | 200 | 5 |
| Phenol | ND | | ug/kg | 910 | 140 | 5 |
| 2-Methylphenol | ND | | ug/kg | 910 | 140 | 5 |
| 3-Methylphenol/4-Methylphenol | ND | | ug/kg | 1300 | 140 | 5 |

**Project Name:** PORT CHESTER **Lab Number:** L2232278

**Project Number:** 12166:2B **Report Date:** 07/13/22

## SAMPLE RESULTS

Lab ID: L2232278-01 D Date Collected: 06/16/22 09:15

Client ID: SB-3-6.5 Date Received: 06/16/22

Sample Location: NEW YORK Field Prep: Not Specified

Sample Depth:

| Parameter | Result | Qualifier | Units | RL | MDL | Dilution Factor |
|---|---|---|---|---|---|---|
| **Semivolatile Organics by GC/MS - Westborough Lab** | | | | | | |
| 2,4,5-Trichlorophenol | ND | | ug/kg | 910 | 170 | 5 |
| Benzoic Acid | ND | | ug/kg | 3000 | 920 | 5 |
| Benzyl Alcohol | ND | | ug/kg | 910 | 280 | 5 |
| Carbazole | ND | | ug/kg | 910 | 88. | 5 |
| 1,4-Dioxane | ND | | ug/kg | 140 | 42. | 5 |

**Tentatively Identified Compounds**

| | | | |
|---|---|---|---|
| No Tentatively Identified Compounds | ND | ug/kg | 5 |

| Surrogate | % Recovery | Qualifier | Acceptance Criteria |
|---|---|---|---|
| 2-Fluorophenol | 59 | | 25-120 |
| Phenol-d6 | 60 | | 10-120 |
| Nitrobenzene-d5 | 57 | | 23-120 |
| 2-Fluorobiphenyl | 57 | | 30-120 |
| 2,4,6-Tribromophenol | 65 | | 10-136 |
| 4-Terphenyl-d14 | 54 | | 18-120 |

**Project Name:** PORT CHESTER
**Project Number:** 12166:2B

**Lab Number:** L2232278
**Report Date:** 07/13/22

## SAMPLE RESULTS

Lab ID: L2232278-02
Client ID: SB-4-13.5
Sample Location: NEW YORK

Date Collected: 06/16/22 09:35
Date Received: 06/16/22
Field Prep: Not Specified

Sample Depth:
Matrix: Soil
Analytical Method: 1,8270D
Analytical Date: 06/23/22 06:17
Analyst: ALS
Percent Solids: 79%

Extraction Method: EPA 3546
Extraction Date: 06/20/22 21:25

| Parameter | Result | Qualifier | Units | RL | MDL | Dilution Factor |
|---|---|---|---|---|---|---|
| **Semivolatile Organics by GC/MS - Westborough Lab** | | | | | | |
| Acenaphthene | ND | | ug/kg | 170 | 22. | 1 |
| 1,2,4-Trichlorobenzene | ND | | ug/kg | 210 | 24. | 1 |
| Hexachlorobenzene | ND | | ug/kg | 130 | 24. | 1 |
| Bis(2-chloroethyl)ether | ND | | ug/kg | 190 | 29. | 1 |
| 2-Chloronaphthalene | ND | | ug/kg | 210 | 21. | 1 |
| 1,2-Dichlorobenzene | ND | | ug/kg | 210 | 38. | 1 |
| 1,3-Dichlorobenzene | ND | | ug/kg | 210 | 36. | 1 |
| 1,4-Dichlorobenzene | ND | | ug/kg | 210 | 37. | 1 |
| 3,3'-Dichlorobenzidine | ND | | ug/kg | 210 | 56. | 1 |
| 2,4-Dinitrotoluene | ND | | ug/kg | 210 | 42. | 1 |
| 2,6-Dinitrotoluene | ND | | ug/kg | 210 | 36. | 1 |
| Fluoranthene | ND | | ug/kg | 130 | 24. | 1 |
| 4-Chlorophenyl phenyl ether | ND | | ug/kg | 210 | 23. | 1 |
| 4-Bromophenyl phenyl ether | ND | | ug/kg | 210 | 32. | 1 |
| Bis(2-chloroisopropyl)ether | ND | | ug/kg | 250 | 36. | 1 |
| Bis(2-chloroethoxy)methane | ND | | ug/kg | 230 | 21. | 1 |
| Hexachlorobutadiene | ND | | ug/kg | 210 | 31. | 1 |
| Hexachlorocyclopentadiene | ND | | ug/kg | 600 | 190 | 1 |
| Hexachloroethane | ND | | ug/kg | 170 | 34. | 1 |
| Isophorone | ND | | ug/kg | 190 | 27. | 1 |
| Naphthalene | ND | | ug/kg | 210 | 26. | 1 |
| Nitrobenzene | ND | | ug/kg | 190 | 31. | 1 |
| NDPA/DPA | ND | | ug/kg | 170 | 24. | 1 |
| n-Nitrosodi-n-propylamine | ND | | ug/kg | 210 | 33. | 1 |
| Bis(2-ethylhexyl)phthalate | ND | | ug/kg | 210 | 73. | 1 |
| Butyl benzyl phthalate | ND | | ug/kg | 210 | 53. | 1 |
| Di-n-butylphthalate | ND | | ug/kg | 210 | 40. | 1 |
| Di-n-octylphthalate | ND | | ug/kg | 210 | 72. | 1 |

**Project Name:** PORT CHESTER **Lab Number:** L2232278

**Project Number:** 12166:2B **Report Date:** 07/13/22

## SAMPLE RESULTS

Lab ID: L2232278-02 Date Collected: 06/16/22 09:35

Client ID: SB-4-13.5 Date Received: 06/16/22

Sample Location: NEW YORK Field Prep: Not Specified

Sample Depth:

| Parameter | Result | Qualifier | Units | RL | MDL | Dilution Factor |
|---|---|---|---|---|---|---|
| Semivolatile Organics by GC/MS - Westborough Lab | | | | | | |
| Diethyl phthalate | ND | | ug/kg | 210 | 20. | 1 |
| Dimethyl phthalate | ND | | ug/kg | 210 | 44. | 1 |
| Benzo(a)anthracene | 310 | | ug/kg | 130 | 24. | 1 |
| Benzo(a)pyrene | 110 | J | ug/kg | 170 | 52. | 1 |
| Benzo(b)fluoranthene | ND | | ug/kg | 130 | 36. | 1 |
| Benzo(k)fluoranthene | ND | | ug/kg | 130 | 34. | 1 |
| Chrysene | 460 | | ug/kg | 130 | 22. | 1 |
| Acenaphthylene | ND | | ug/kg | 170 | 33. | 1 |
| Anthracene | 120 | J | ug/kg | 130 | 41. | 1 |
| Benzo(ghi)perylene | 71 | J | ug/kg | 170 | 25. | 1 |
| Fluorene | 760 | | ug/kg | 210 | 20. | 1 |
| Phenanthrene | 950 | | ug/kg | 130 | 26. | 1 |
| Dibenzo(a,h)anthracene | ND | | ug/kg | 130 | 24. | 1 |
| Indeno(1,2,3-cd)pyrene | ND | | ug/kg | 170 | 29. | 1 |
| Pyrene | 2100 | | ug/kg | 130 | 21. | 1 |
| Biphenyl | ND | | ug/kg | 480 | 28. | 1 |
| 4-Chloroaniline | ND | | ug/kg | 210 | 38. | 1 |
| 2-Nitroaniline | ND | | ug/kg | 210 | 41. | 1 |
| 3-Nitroaniline | ND | | ug/kg | 210 | 40. | 1 |
| 4-Nitroaniline | ND | | ug/kg | 210 | 88. | 1 |
| Dibenzofuran | ND | | ug/kg | 210 | 20. | 1 |
| 2-Methylnaphthalene | ND | | ug/kg | 250 | 26. | 1 |
| 1,2,4,5-Tetrachlorobenzene | ND | | ug/kg | 210 | 22. | 1 |
| Acetophenone | ND | | ug/kg | 210 | 26. | 1 |
| 2,4,6-Trichlorophenol | ND | | ug/kg | 130 | 40. | 1 |
| p-Chloro-m-cresol | ND | | ug/kg | 210 | 32. | 1 |
| 2-Chlorophenol | ND | | ug/kg | 210 | 25. | 1 |
| 2,4-Dichlorophenol | ND | | ug/kg | 190 | 34. | 1 |
| 2,4-Dimethylphenol | ND | | ug/kg | 210 | 70. | 1 |
| 2-Nitrophenol | ND | | ug/kg | 460 | 80. | 1 |
| 4-Nitrophenol | ND | | ug/kg | 300 | 86. | 1 |
| 2,4-Dinitrophenol | ND | | ug/kg | 1000 | 99. | 1 |
| 4,6-Dinitro-o-cresol | ND | | ug/kg | 550 | 100 | 1 |
| Pentachlorophenol | ND | | ug/kg | 170 | 46. | 1 |
| Phenol | ND | | ug/kg | 210 | 32. | 1 |
| 2-Methylphenol | ND | | ug/kg | 210 | 33. | 1 |
| 3-Methylphenol/4-Methylphenol | ND | | ug/kg | 300 | 33. | 1 |

**Project Name:** PORT CHESTER **Lab Number:** L2232278

**Project Number:** 12166:2B **Report Date:** 07/13/22

## SAMPLE RESULTS

Lab ID: L2232278-02 Date Collected: 06/16/22 09:35

Client ID: SB-4-13.5 Date Received: 06/16/22

Sample Location: NEW YORK Field Prep: Not Specified

Sample Depth:

| Parameter | Result | Qualifier | Units | RL | MDL | Dilution Factor |
|---|---|---|---|---|---|---|
| **Semivolatile Organics by GC/MS - Westborough Lab** | | | | | | |
| 2,4,5-Trichlorophenol | ND | | ug/kg | 210 | 40. | 1 |
| Benzoic Acid | ND | | ug/kg | 680 | 210 | 1 |
| Benzyl Alcohol | ND | | ug/kg | 210 | 65. | 1 |
| Carbazole | ND | | ug/kg | 210 | 20. | 1 |
| 1,4-Dioxane | ND | | ug/kg | 32 | 9.7 | 1 |

| Tentatively Identified Compounds | | | | |
|---|---|---|---|---|
| Total TIC Compounds | 50400 | J | ug/kg | 1 |
| Unknown | 3430 | J | ug/kg | 1 |
| Unknown PAH | 3070 | J | ug/kg | 1 |
| Unknown | 2780 | J | ug/kg | 1 |
| Unknown Thiophene | 3430 | J | ug/kg | 1 |
| Unknown | 2960 | J | ug/kg | 1 |
| Unknown Alkane | 2430 | J | ug/kg | 1 |
| Unknown Alkane | 3410 | J | ug/kg | 1 |
| Unknown | 4310 | J | ug/kg | 1 |
| Unknown Thiophene | 2880 | J | ug/kg | 1 |
| Unknown Thiophene | 3760 | J | ug/kg | 1 |
| Unknown | 4630 | J | ug/kg | 1 |
| Unknown Alkane | 4190 | J | ug/kg | 1 |
| Unknown | 2450 | J | ug/kg | 1 |
| Unknown | 3290 | J | ug/kg | 1 |
| Unknown | 3340 | J | ug/kg | 1 |

**Project Name:** PORT CHESTER **Lab Number:** L2232278

**Project Number:** 12166:2B **Report Date:** 07/13/22

## SAMPLE RESULTS

Lab ID: L2232278-02 Date Collected: 06/16/22 09:35

Client ID: SB-4-13.5 Date Received: 06/16/22

Sample Location: NEW YORK Field Prep: Not Specified

Sample Depth:

| Parameter | Result | Qualifier | Units | RL | MDL | Dilution Factor |
|---|---|---|---|---|---|---|

Semivolatile Organics by GC/MS - Westborough Lab

| Surrogate | % Recovery | Qualifier | Acceptance Criteria |
|---|---|---|---|
| 2-Fluorophenol | 30 | | 25-120 |
| Phenol-d6 | 46 | | 10-120 |
| Nitrobenzene-d5 | 61 | | 23-120 |
| 2-Fluorobiphenyl | 70 | | 30-120 |
| 2,4,6-Tribromophenol | 22 | | 10-136 |
| 4-Terphenyl-d14 | 66 | | 18-120 |

**Project Name:** PORT CHESTER
**Project Number:** 12166:2B

**Lab Number:** L2232278
**Report Date:** 07/13/22

## SAMPLE RESULTS

Lab ID: L2232278-03
Client ID: SB-5-1.5
Sample Location: NEW YORK

Date Collected: 06/16/22 10:00
Date Received: 06/16/22
Field Prep: Not Specified

Sample Depth:
Matrix: Soil
Analytical Method: 1,8270D
Analytical Date: 06/29/22 02:51
Analyst: IM
Percent Solids: 92%

Extraction Method: EPA 3546
Extraction Date: 06/28/22 11:06

| Parameter | Result | Qualifier | Units | RL | MDL | Dilution Factor |
|---|---|---|---|---|---|---|
| **Semivolatile Organics by GC/MS - Westborough Lab** | | | | | | |
| Acenaphthene | ND | | ug/kg | 140 | 19. | 1 |
| 1,2,4-Trichlorobenzene | ND | | ug/kg | 180 | 21. | 1 |
| Hexachlorobenzene | ND | | ug/kg | 110 | 20. | 1 |
| Bis(2-chloroethyl)ether | ND | | ug/kg | 160 | 24. | 1 |
| 2-Chloronaphthalene | ND | | ug/kg | 180 | 18. | 1 |
| 1,2-Dichlorobenzene | ND | | ug/kg | 180 | 32. | 1 |
| 1,3-Dichlorobenzene | ND | | ug/kg | 180 | 31. | 1 |
| 1,4-Dichlorobenzene | ND | | ug/kg | 180 | 32. | 1 |
| 3,3'-Dichlorobenzidine | ND | | ug/kg | 180 | 48. | 1 |
| 2,4-Dinitrotoluene | ND | | ug/kg | 180 | 36. | 1 |
| 2,6-Dinitrotoluene | ND | | ug/kg | 180 | 31. | 1 |
| Fluoranthene | 91 | J | ug/kg | 110 | 21. | 1 |
| 4-Chlorophenyl phenyl ether | ND | | ug/kg | 180 | 19. | 1 |
| 4-Bromophenyl phenyl ether | ND | | ug/kg | 180 | 28. | 1 |
| Bis(2-chloroisopropyl)ether | ND | | ug/kg | 220 | 31. | 1 |
| Bis(2-chloroethoxy)methane | ND | | ug/kg | 200 | 18. | 1 |
| Hexachlorobutadiene | ND | | ug/kg | 180 | 26. | 1 |
| Hexachlorocyclopentadiene | ND | | ug/kg | 520 | 160 | 1 |
| Hexachloroethane | ND | | ug/kg | 140 | 29. | 1 |
| Isophorone | ND | | ug/kg | 160 | 24. | 1 |
| Naphthalene | ND | | ug/kg | 180 | 22. | 1 |
| Nitrobenzene | ND | | ug/kg | 160 | 27. | 1 |
| NDPA/DPA | ND | | ug/kg | 140 | 21. | 1 |
| n-Nitrosodi-n-propylamine | ND | | ug/kg | 180 | 28. | 1 |
| Bis(2-ethylhexyl)phthalate | ND | | ug/kg | 180 | 63. | 1 |
| Butyl benzyl phthalate | ND | | ug/kg | 180 | 46. | 1 |
| Di-n-butylphthalate | ND | | ug/kg | 180 | 34. | 1 |
| Di-n-octylphthalate | ND | | ug/kg | 180 | 62. | 1 |

**Project Name:** PORT CHESTER **Lab Number:** L2232278

**Project Number:** 12166:2B **Report Date:** 07/13/22

## SAMPLE RESULTS

Lab ID: L2232278-03 Date Collected: 06/16/22 10:00

Client ID: SB-5-1.5 Date Received: 06/16/22

Sample Location: NEW YORK Field Prep: Not Specified

Sample Depth:

| Parameter | Result | Qualifier | Units | RL | MDL | Dilution Factor |
|---|---|---|---|---|---|---|
| **Semivolatile Organics by GC/MS - Westborough Lab** | | | | | | |
| Diethyl phthalate | ND | | ug/kg | 180 | 17. | 1 |
| Dimethyl phthalate | ND | | ug/kg | 180 | 38. | 1 |
| Benzo(a)anthracene | 60 | J | ug/kg | 110 | 20. | 1 |
| Benzo(a)pyrene | 70 | J | ug/kg | 140 | 44. | 1 |
| Benzo(b)fluoranthene | 86 | J | ug/kg | 110 | 30. | 1 |
| Benzo(k)fluoranthene | ND | | ug/kg | 110 | 29. | 1 |
| Chrysene | 58 | J | ug/kg | 110 | 19. | 1 |
| Acenaphthylene | ND | | ug/kg | 140 | 28. | 1 |
| Anthracene | ND | | ug/kg | 110 | 35. | 1 |
| Benzo(ghi)perylene | 40 | J | ug/kg | 140 | 21. | 1 |
| Fluorene | ND | | ug/kg | 180 | 18. | 1 |
| Phenanthrene | 28 | J | ug/kg | 110 | 22. | 1 |
| Dibenzo(a,h)anthracene | ND | | ug/kg | 110 | 21. | 1 |
| Indeno(1,2,3-cd)pyrene | 44 | J | ug/kg | 140 | 25. | 1 |
| Pyrene | 83 | J | ug/kg | 110 | 18. | 1 |
| Biphenyl | ND | | ug/kg | 410 | 24. | 1 |
| 4-Chloroaniline | ND | | ug/kg | 180 | 33. | 1 |
| 2-Nitroaniline | ND | | ug/kg | 180 | 35. | 1 |
| 3-Nitroaniline | ND | | ug/kg | 180 | 34. | 1 |
| 4-Nitroaniline | ND | | ug/kg | 180 | 75. | 1 |
| Dibenzofuran | ND | | ug/kg | 180 | 17. | 1 |
| 2-Methylnaphthalene | ND | | ug/kg | 220 | 22. | 1 |
| 1,2,4,5-Tetrachlorobenzene | ND | | ug/kg | 180 | 19. | 1 |
| Acetophenone | ND | | ug/kg | 180 | 22. | 1 |
| 2,4,6-Trichlorophenol | ND | | ug/kg | 110 | 34. | 1 |
| p-Chloro-m-cresol | ND | | ug/kg | 180 | 27. | 1 |
| 2-Chlorophenol | ND | | ug/kg | 180 | 21. | 1 |
| 2,4-Dichlorophenol | ND | | ug/kg | 160 | 29. | 1 |
| 2,4-Dimethylphenol | ND | | ug/kg | 180 | 60. | 1 |
| 2-Nitrophenol | ND | | ug/kg | 390 | 68. | 1 |
| 4-Nitrophenol | ND | | ug/kg | 250 | 74. | 1 |
| 2,4-Dinitrophenol | ND | | ug/kg | 870 | 84. | 1 |
| 4,6-Dinitro-o-cresol | ND | | ug/kg | 470 | 87. | 1 |
| Pentachlorophenol | ND | | ug/kg | 140 | 40. | 1 |
| Phenol | ND | | ug/kg | 180 | 27. | 1 |
| 2-Methylphenol | ND | | ug/kg | 180 | 28. | 1 |
| 3-Methylphenol/4-Methylphenol | ND | | ug/kg | 260 | 28. | 1 |

**Project Name:** PORT CHESTER **Lab Number:** L2232278

**Project Number:** 12166:2B **Report Date:** 07/13/22

## SAMPLE RESULTS

Lab ID: L2232278-03 Date Collected: 06/16/22 10:00

Client ID: SB-5-1.5 Date Received: 06/16/22

Sample Location: NEW YORK Field Prep: Not Specified

Sample Depth:

| Parameter | Result | Qualifier | Units | RL | MDL | Dilution Factor |
|---|---|---|---|---|---|---|
| **Semivolatile Organics by GC/MS - Westborough Lab** | | | | | | |
| 2,4,5-Trichlorophenol | ND | | ug/kg | 180 | 35. | 1 |
| Benzoic Acid | ND | | ug/kg | 590 | 180 | 1 |
| Benzyl Alcohol | ND | | ug/kg | 180 | 55. | 1 |
| Carbazole | ND | | ug/kg | 180 | 18. | 1 |
| 1,4-Dioxane | ND | | ug/kg | 27 | 8.3 | 1 |

Tentatively Identified Compounds

| | | | |
|---|---|---|---|
| No Tentatively Identified Compounds | ND | ug/kg | 1 |

| Surrogate | % Recovery | Qualifier | Acceptance Criteria |
|---|---|---|---|
| 2-Fluorophenol | 63 | | 25-120 |
| Phenol-d6 | 59 | | 10-120 |
| Nitrobenzene-d5 | 65 | | 23-120 |
| 2-Fluorobiphenyl | 76 | | 30-120 |
| 2,4,6-Tribromophenol | 98 | | 10-136 |
| 4-Terphenyl-d14 | 70 | | 18-120 |

**Project Name:** PORT CHESTER
**Project Number:** 12166:2B

**Lab Number:** L2232278
**Report Date:** 07/13/22

## SAMPLE RESULTS

Lab ID: L2232278-04
Client ID: SB-6-7.5
Sample Location: NEW YORK

Date Collected: 06/16/22 10:20
Date Received: 06/16/22
Field Prep: Not Specified

Sample Depth:
Matrix: Soil
Analytical Method: 1,8270D
Analytical Date: 06/23/22 08:19
Analyst: ALS
Percent Solids: 94%

Extraction Method: EPA 3546
Extraction Date: 06/20/22 21:25

| Parameter | Result | Qualifier | Units | RL | MDL | Dilution Factor |
|---|---|---|---|---|---|---|
| **Semivolatile Organics by GC/MS - Westborough Lab** | | | | | | |
| Acenaphthene | ND | | ug/kg | 140 | 18. | 1 |
| 1,2,4-Trichlorobenzene | ND | | ug/kg | 170 | 20. | 1 |
| Hexachlorobenzene | ND | | ug/kg | 100 | 20. | 1 |
| Bis(2-chloroethyl)ether | ND | | ug/kg | 160 | 24. | 1 |
| 2-Chloronaphthalene | ND | | ug/kg | 170 | 17. | 1 |
| 1,2-Dichlorobenzene | ND | | ug/kg | 170 | 31. | 1 |
| 1,3-Dichlorobenzene | ND | | ug/kg | 170 | 30. | 1 |
| 1,4-Dichlorobenzene | ND | | ug/kg | 170 | 30. | 1 |
| 3,3'-Dichlorobenzidine | ND | | ug/kg | 170 | 46. | 1 |
| 2,4-Dinitrotoluene | ND | | ug/kg | 170 | 35. | 1 |
| 2,6-Dinitrotoluene | ND | | ug/kg | 170 | 30. | 1 |
| Fluoranthene | 450 | | ug/kg | 100 | 20. | 1 |
| 4-Chlorophenyl phenyl ether | ND | | ug/kg | 170 | 19. | 1 |
| 4-Bromophenyl phenyl ether | ND | | ug/kg | 170 | 27. | 1 |
| Bis(2-chloroisopropyl)ether | ND | | ug/kg | 210 | 30. | 1 |
| Bis(2-chloroethoxy)methane | ND | | ug/kg | 190 | 18. | 1 |
| Hexachlorobutadiene | ND | | ug/kg | 170 | 26. | 1 |
| Hexachlorocyclopentadiene | ND | | ug/kg | 500 | 160 | 1 |
| Hexachloroethane | ND | | ug/kg | 140 | 28. | 1 |
| Isophorone | ND | | ug/kg | 160 | 23. | 1 |
| Naphthalene | 82 | J | ug/kg | 170 | 21. | 1 |
| Nitrobenzene | ND | | ug/kg | 160 | 26. | 1 |
| NDPA/DPA | ND | | ug/kg | 140 | 20. | 1 |
| n-Nitrosodi-n-propylamine | ND | | ug/kg | 170 | 27. | 1 |
| Bis(2-ethylhexyl)phthalate | ND | | ug/kg | 170 | 60. | 1 |
| Butyl benzyl phthalate | ND | | ug/kg | 170 | 44. | 1 |
| Di-n-butylphthalate | ND | | ug/kg | 170 | 33. | 1 |
| Di-n-octylphthalate | ND | | ug/kg | 170 | 59. | 1 |

**Project Name:** PORT CHESTER **Lab Number:** L2232278

**Project Number:** 12166:2B **Report Date:** 07/13/22

## SAMPLE RESULTS

Lab ID: L2232278-04 Date Collected: 06/16/22 10:20

Client ID: SB-6-7.5 Date Received: 06/16/22

Sample Location: NEW YORK Field Prep: Not Specified

Sample Depth:

| Parameter | Result | Qualifier | Units | RL | MDL | Dilution Factor |
|---|---|---|---|---|---|---|
| Semivolatile Organics by GC/MS - Westborough Lab | | | | | | |
| Diethyl phthalate | ND | | ug/kg | 170 | 16. | 1 |
| Dimethyl phthalate | ND | | ug/kg | 170 | 37. | 1 |
| Benzo(a)anthracene | 300 | | ug/kg | 100 | 20. | 1 |
| Benzo(a)pyrene | 340 | | ug/kg | 140 | 43. | 1 |
| Benzo(b)fluoranthene | 420 | | ug/kg | 100 | 29. | 1 |
| Benzo(k)fluoranthene | 130 | | ug/kg | 100 | 28. | 1 |
| Chrysene | 290 | | ug/kg | 100 | 18. | 1 |
| Acenaphthylene | 44 | J | ug/kg | 140 | 27. | 1 |
| Anthracene | 62 | J | ug/kg | 100 | 34. | 1 |
| Benzo(ghi)perylene | 200 | | ug/kg | 140 | 20. | 1 |
| Fluorene | ND | | ug/kg | 170 | 17. | 1 |
| Phenanthrene | 210 | | ug/kg | 100 | 21. | 1 |
| Dibenzo(a,h)anthracene | 51 | J | ug/kg | 100 | 20. | 1 |
| Indeno(1,2,3-cd)pyrene | 220 | | ug/kg | 140 | 24. | 1 |
| Pyrene | 430 | | ug/kg | 100 | 17. | 1 |
| Biphenyl | ND | | ug/kg | 400 | 23. | 1 |
| 4-Chloroaniline | ND | | ug/kg | 170 | 32. | 1 |
| 2-Nitroaniline | ND | | ug/kg | 170 | 34. | 1 |
| 3-Nitroaniline | ND | | ug/kg | 170 | 33. | 1 |
| 4-Nitroaniline | ND | | ug/kg | 170 | 72. | 1 |
| Dibenzofuran | 25 | J | ug/kg | 170 | 16. | 1 |
| 2-Methylnaphthalene | 68 | J | ug/kg | 210 | 21. | 1 |
| 1,2,4,5-Tetrachlorobenzene | ND | | ug/kg | 170 | 18. | 1 |
| Acetophenone | ND | | ug/kg | 170 | 22. | 1 |
| 2,4,6-Trichlorophenol | ND | | ug/kg | 100 | 33. | 1 |
| p-Chloro-m-cresol | ND | | ug/kg | 170 | 26. | 1 |
| 2-Chlorophenol | ND | | ug/kg | 170 | 21. | 1 |
| 2,4-Dichlorophenol | ND | | ug/kg | 160 | 28. | 1 |
| 2,4-Dimethylphenol | ND | | ug/kg | 170 | 58. | 1 |
| 2-Nitrophenol | ND | | ug/kg | 380 | 66. | 1 |
| 4-Nitrophenol | ND | | ug/kg | 240 | 71. | 1 |
| 2,4-Dinitrophenol | ND | | ug/kg | 840 | 81. | 1 |
| 4,6-Dinitro-o-cresol | ND | | ug/kg | 450 | 84. | 1 |
| Pentachlorophenol | ND | | ug/kg | 140 | 38. | 1 |
| Phenol | ND | | ug/kg | 170 | 26. | 1 |
| 2-Methylphenol | ND | | ug/kg | 170 | 27. | 1 |
| 3-Methylphenol/4-Methylphenol | ND | | ug/kg | 250 | 27. | 1 |

**Project Name:** PORT CHESTER **Lab Number:** L2232278

**Project Number:** 12166:2B **Report Date:** 07/13/22

## SAMPLE RESULTS

Lab ID: L2232278-04 Date Collected: 06/16/22 10:20

Client ID: SB-6-7.5 Date Received: 06/16/22

Sample Location: NEW YORK Field Prep: Not Specified

Sample Depth:

| Parameter | Result | Qualifier | Units | RL | MDL | Dilution Factor |
|---|---|---|---|---|---|---|
| **Semivolatile Organics by GC/MS - Westborough Lab** | | | | | | |
| 2,4,5-Trichlorophenol | ND | | ug/kg | 170 | 33. | 1 |
| Benzoic Acid | ND | | ug/kg | 570 | 180 | 1 |
| Benzyl Alcohol | ND | | ug/kg | 170 | 53. | 1 |
| Carbazole | 22 | J | ug/kg | 170 | 17. | 1 |
| 1,4-Dioxane | ND | | ug/kg | 26 | 8.0 | 1 |

| Tentatively Identified Compounds | | | | |
|---|---|---|---|---|
| Total TIC Compounds | 328 | J | ug/kg | 1 |
| Unknown PAH | 181 | J | ug/kg | 1 |
| Unknown | 147 | J | ug/kg | 1 |

| Surrogate | % Recovery | Qualifier | Acceptance Criteria |
|---|---|---|---|
| 2-Fluorophenol | 60 | | 25-120 |
| Phenol-d6 | 60 | | 10-120 |
| Nitrobenzene-d5 | 86 | | 23-120 |
| 2-Fluorobiphenyl | 86 | | 30-120 |
| 2,4,6-Tribromophenol | 90 | | 10-136 |
| 4-Terphenyl-d14 | 83 | | 18-120 |

**Project Name:** PORT CHESTER
**Project Number:** 12166:2B

**Lab Number:** L2232278
**Report Date:** 07/13/22

## SAMPLE RESULTS

Lab ID: L2232278-05
Client ID: SB-7-13
Sample Location: NEW YORK

Date Collected: 06/16/22 11:15
Date Received: 06/16/22
Field Prep: Not Specified

Sample Depth:
Matrix: Soil
Analytical Method: 1,8270D
Analytical Date: 06/23/22 07:54
Analyst: ALS
Percent Solids: 90%

Extraction Method: EPA 3546
Extraction Date: 06/20/22 21:25

| Parameter | Result | Qualifier | Units | RL | MDL | Dilution Factor |
|---|---|---|---|---|---|---|
| **Semivolatile Organics by GC/MS - Westborough Lab** | | | | | | |
| Acenaphthene | ND | | ug/kg | 150 | 19. | 1 |
| 1,2,4-Trichlorobenzene | ND | | ug/kg | 180 | 21. | 1 |
| Hexachlorobenzene | ND | | ug/kg | 110 | 20. | 1 |
| Bis(2-chloroethyl)ether | ND | | ug/kg | 160 | 25. | 1 |
| 2-Chloronaphthalene | ND | | ug/kg | 180 | 18. | 1 |
| 1,2-Dichlorobenzene | ND | | ug/kg | 180 | 33. | 1 |
| 1,3-Dichlorobenzene | ND | | ug/kg | 180 | 31. | 1 |
| 1,4-Dichlorobenzene | ND | | ug/kg | 180 | 32. | 1 |
| 3,3'-Dichlorobenzidine | ND | | ug/kg | 180 | 48. | 1 |
| 2,4-Dinitrotoluene | ND | | ug/kg | 180 | 36. | 1 |
| 2,6-Dinitrotoluene | ND | | ug/kg | 180 | 31. | 1 |
| Fluoranthene | 110 | | ug/kg | 110 | 21. | 1 |
| 4-Chlorophenyl phenyl ether | ND | | ug/kg | 180 | 20. | 1 |
| 4-Bromophenyl phenyl ether | ND | | ug/kg | 180 | 28. | 1 |
| Bis(2-chloroisopropyl)ether | ND | | ug/kg | 220 | 31. | 1 |
| Bis(2-chloroethoxy)methane | ND | | ug/kg | 200 | 18. | 1 |
| Hexachlorobutadiene | ND | | ug/kg | 180 | 27. | 1 |
| Hexachlorocyclopentadiene | ND | | ug/kg | 520 | 160 | 1 |
| Hexachloroethane | ND | | ug/kg | 150 | 30. | 1 |
| Isophorone | ND | | ug/kg | 160 | 24. | 1 |
| Naphthalene | ND | | ug/kg | 180 | 22. | 1 |
| Nitrobenzene | ND | | ug/kg | 160 | 27. | 1 |
| NDPA/DPA | ND | | ug/kg | 150 | 21. | 1 |
| n-Nitrosodi-n-propylamine | ND | | ug/kg | 180 | 28. | 1 |
| Bis(2-ethylhexyl)phthalate | ND | | ug/kg | 180 | 63. | 1 |
| Butyl benzyl phthalate | ND | | ug/kg | 180 | 46. | 1 |
| Di-n-butylphthalate | ND | | ug/kg | 180 | 35. | 1 |
| Di-n-octylphthalate | ND | | ug/kg | 180 | 62. | 1 |

**Project Name:** PORT CHESTER **Lab Number:** L2232278

**Project Number:** 12166:2B **Report Date:** 07/13/22

## SAMPLE RESULTS

Lab ID: L2232278-05 Date Collected: 06/16/22 11:15

Client ID: SB-7-13 Date Received: 06/16/22

Sample Location: NEW YORK Field Prep: Not Specified

Sample Depth:

| Parameter | Result | Qualifier | Units | RL | MDL | Dilution Factor |
|---|---|---|---|---|---|---|
| Semivolatile Organics by GC/MS - Westborough Lab | | | | | | |
| Diethyl phthalate | ND | | ug/kg | 180 | 17. | 1 |
| Dimethyl phthalate | ND | | ug/kg | 180 | 38. | 1 |
| Benzo(a)anthracene | 50 | J | ug/kg | 110 | 20. | 1 |
| Benzo(a)pyrene | 47 | J | ug/kg | 150 | 44. | 1 |
| Benzo(b)fluoranthene | 61 | J | ug/kg | 110 | 31. | 1 |
| Benzo(k)fluoranthene | ND | | ug/kg | 110 | 29. | 1 |
| Chrysene | 48 | J | ug/kg | 110 | 19. | 1 |
| Acenaphthylene | ND | | ug/kg | 150 | 28. | 1 |
| Anthracene | ND | | ug/kg | 110 | 36. | 1 |
| Benzo(ghi)perylene | 34 | J | ug/kg | 150 | 21. | 1 |
| Fluorene | ND | | ug/kg | 180 | 18. | 1 |
| Phenanthrene | 94 | J | ug/kg | 110 | 22. | 1 |
| Dibenzo(a,h)anthracene | ND | | ug/kg | 110 | 21. | 1 |
| Indeno(1,2,3-cd)pyrene | 31 | J | ug/kg | 150 | 25. | 1 |
| Pyrene | 100 | J | ug/kg | 110 | 18. | 1 |
| Biphenyl | ND | | ug/kg | 420 | 24. | 1 |
| 4-Chloroaniline | ND | | ug/kg | 180 | 33. | 1 |
| 2-Nitroaniline | ND | | ug/kg | 180 | 35. | 1 |
| 3-Nitroaniline | ND | | ug/kg | 180 | 34. | 1 |
| 4-Nitroaniline | ND | | ug/kg | 180 | 76. | 1 |
| Dibenzofuran | ND | | ug/kg | 180 | 17. | 1 |
| 2-Methylnaphthalene | ND | | ug/kg | 220 | 22. | 1 |
| 1,2,4,5-Tetrachlorobenzene | ND | | ug/kg | 180 | 19. | 1 |
| Acetophenone | ND | | ug/kg | 180 | 23. | 1 |
| 2,4,6-Trichlorophenol | ND | | ug/kg | 110 | 35. | 1 |
| p-Chloro-m-cresol | ND | | ug/kg | 180 | 27. | 1 |
| 2-Chlorophenol | ND | | ug/kg | 180 | 22. | 1 |
| 2,4-Dichlorophenol | ND | | ug/kg | 160 | 29. | 1 |
| 2,4-Dimethylphenol | ND | | ug/kg | 180 | 60. | 1 |
| 2-Nitrophenol | ND | | ug/kg | 390 | 69. | 1 |
| 4-Nitrophenol | ND | | ug/kg | 260 | 74. | 1 |
| 2,4-Dinitrophenol | ND | | ug/kg | 880 | 85. | 1 |
| 4,6-Dinitro-o-cresol | ND | | ug/kg | 470 | 88. | 1 |
| Pentachlorophenol | ND | | ug/kg | 150 | 40. | 1 |
| Phenol | ND | | ug/kg | 180 | 28. | 1 |
| 2-Methylphenol | ND | | ug/kg | 180 | 28. | 1 |
| 3-Methylphenol/4-Methylphenol | ND | | ug/kg | 260 | 28. | 1 |

**Project Name:** PORT CHESTER **Lab Number:** L2232278

**Project Number:** 12166:2B **Report Date:** 07/13/22

## SAMPLE RESULTS

Lab ID: L2232278-05 Date Collected: 06/16/22 11:15

Client ID: SB-7-13 Date Received: 06/16/22

Sample Location: NEW YORK Field Prep: Not Specified

Sample Depth:

| Parameter | Result | Qualifier | Units | RL | MDL | Dilution Factor |
|---|---|---|---|---|---|---|
| **Semivolatile Organics by GC/MS - Westborough Lab** | | | | | | |
| 2,4,5-Trichlorophenol | ND | | ug/kg | 180 | 35. | 1 |
| Benzoic Acid | ND | | ug/kg | 590 | 180 | 1 |
| Benzyl Alcohol | ND | | ug/kg | 180 | 56. | 1 |
| Carbazole | ND | | ug/kg | 180 | 18. | 1 |
| 1,4-Dioxane | ND | | ug/kg | 27 | 8.4 | 1 |

Tentatively Identified Compounds

| | | | |
|---|---|---|---|
| No Tentatively Identified Compounds | ND | ug/kg | 1 |

| Surrogate | % Recovery | Qualifier | Acceptance Criteria |
|---|---|---|---|
| 2-Fluorophenol | 83 | | 25-120 |
| Phenol-d6 | 84 | | 10-120 |
| Nitrobenzene-d5 | 75 | | 23-120 |
| 2-Fluorobiphenyl | 81 | | 30-120 |
| 2,4,6-Tribromophenol | 107 | | 10-136 |
| 4-Terphenyl-d14 | 85 | | 18-120 |

**Project Name:** PORT CHESTER
**Project Number:** 12166:2B

**Lab Number:** L2232278
**Report Date:** 07/13/22

## SAMPLE RESULTS

Lab ID: L2232278-06
Client ID: SB-8-0.5
Sample Location: NEW YORK

Date Collected: 06/16/22 10:30
Date Received: 06/16/22
Field Prep: Not Specified

Sample Depth:
Matrix: Soil
Analytical Method: 1,8270D
Analytical Date: 06/23/22 03:53
Analyst: ALS
Percent Solids: 96%

Extraction Method: EPA 3546
Extraction Date: 06/20/22 21:25

| Parameter | Result | Qualifier | Units | RL | MDL | Dilution Factor |
|---|---|---|---|---|---|---|
| **Semivolatile Organics by GC/MS - Westborough Lab** | | | | | | |
| Acenaphthene | ND | | ug/kg | 130 | 17. | 1 |
| 1,2,4-Trichlorobenzene | ND | | ug/kg | 170 | 19. | 1 |
| Hexachlorobenzene | ND | | ug/kg | 100 | 19. | 1 |
| Bis(2-chloroethyl)ether | ND | | ug/kg | 150 | 23. | 1 |
| 2-Chloronaphthalene | ND | | ug/kg | 170 | 17. | 1 |
| 1,2-Dichlorobenzene | ND | | ug/kg | 170 | 30. | 1 |
| 1,3-Dichlorobenzene | ND | | ug/kg | 170 | 29. | 1 |
| 1,4-Dichlorobenzene | ND | | ug/kg | 170 | 29. | 1 |
| 3,3'-Dichlorobenzidine | ND | | ug/kg | 170 | 45. | 1 |
| 2,4-Dinitrotoluene | ND | | ug/kg | 170 | 34. | 1 |
| 2,6-Dinitrotoluene | ND | | ug/kg | 170 | 29. | 1 |
| Fluoranthene | ND | | ug/kg | 100 | 19. | 1 |
| 4-Chlorophenyl phenyl ether | ND | | ug/kg | 170 | 18. | 1 |
| 4-Bromophenyl phenyl ether | ND | | ug/kg | 170 | 26. | 1 |
| Bis(2-chloroisopropyl)ether | ND | | ug/kg | 200 | 29. | 1 |
| Bis(2-chloroethoxy)methane | ND | | ug/kg | 180 | 17. | 1 |
| Hexachlorobutadiene | ND | | ug/kg | 170 | 25. | 1 |
| Hexachlorocyclopentadiene | ND | | ug/kg | 480 | 150 | 1 |
| Hexachloroethane | ND | | ug/kg | 130 | 27. | 1 |
| Isophorone | ND | | ug/kg | 150 | 22. | 1 |
| Naphthalene | ND | | ug/kg | 170 | 20. | 1 |
| Nitrobenzene | ND | | ug/kg | 150 | 25. | 1 |
| NDPA/DPA | ND | | ug/kg | 130 | 19. | 1 |
| n-Nitrosodi-n-propylamine | ND | | ug/kg | 170 | 26. | 1 |
| Bis(2-ethylhexyl)phthalate | ND | | ug/kg | 170 | 58. | 1 |
| Butyl benzyl phthalate | ND | | ug/kg | 170 | 42. | 1 |
| Di-n-butylphthalate | ND | | ug/kg | 170 | 32. | 1 |
| Di-n-octylphthalate | ND | | ug/kg | 170 | 57. | 1 |

**Project Name:** PORT CHESTER **Lab Number:** L2232278

**Project Number:** 12166:2B **Report Date:** 07/13/22

## SAMPLE RESULTS

Lab ID: L2232278-06 Date Collected: 06/16/22 10:30

Client ID: SB-8-0.5 Date Received: 06/16/22

Sample Location: NEW YORK Field Prep: Not Specified

Sample Depth:

| Parameter | Result | Qualifier | Units | RL | MDL | Dilution Factor |
|---|---|---|---|---|---|---|
| Semivolatile Organics by GC/MS - Westborough Lab | | | | | | |
| Diethyl phthalate | ND | | ug/kg | 170 | 16. | 1 |
| Dimethyl phthalate | ND | | ug/kg | 170 | 35. | 1 |
| Benzo(a)anthracene | ND | | ug/kg | 100 | 19. | 1 |
| Benzo(a)pyrene | ND | | ug/kg | 130 | 41. | 1 |
| Benzo(b)fluoranthene | ND | | ug/kg | 100 | 28. | 1 |
| Benzo(k)fluoranthene | ND | | ug/kg | 100 | 27. | 1 |
| Chrysene | ND | | ug/kg | 100 | 18. | 1 |
| Acenaphthylene | ND | | ug/kg | 130 | 26. | 1 |
| Anthracene | ND | | ug/kg | 100 | 33. | 1 |
| Benzo(ghi)perylene | ND | | ug/kg | 130 | 20. | 1 |
| Fluorene | ND | | ug/kg | 170 | 16. | 1 |
| Phenanthrene | ND | | ug/kg | 100 | 20. | 1 |
| Dibenzo(a,h)anthracene | ND | | ug/kg | 100 | 19. | 1 |
| Indeno(1,2,3-cd)pyrene | ND | | ug/kg | 130 | 23. | 1 |
| Pyrene | ND | | ug/kg | 100 | 17. | 1 |
| Biphenyl | ND | | ug/kg | 380 | 22. | 1 |
| 4-Chloroaniline | ND | | ug/kg | 170 | 31. | 1 |
| 2-Nitroaniline | ND | | ug/kg | 170 | 32. | 1 |
| 3-Nitroaniline | ND | | ug/kg | 170 | 32. | 1 |
| 4-Nitroaniline | ND | | ug/kg | 170 | 70. | 1 |
| Dibenzofuran | ND | | ug/kg | 170 | 16. | 1 |
| 2-Methylnaphthalene | ND | | ug/kg | 200 | 20. | 1 |
| 1,2,4,5-Tetrachlorobenzene | ND | | ug/kg | 170 | 18. | 1 |
| Acetophenone | ND | | ug/kg | 170 | 21. | 1 |
| 2,4,6-Trichlorophenol | ND | | ug/kg | 100 | 32. | 1 |
| p-Chloro-m-cresol | ND | | ug/kg | 170 | 25. | 1 |
| 2-Chlorophenol | ND | | ug/kg | 170 | 20. | 1 |
| 2,4-Dichlorophenol | ND | | ug/kg | 150 | 27. | 1 |
| 2,4-Dimethylphenol | ND | | ug/kg | 170 | 56. | 1 |
| 2-Nitrophenol | ND | | ug/kg | 360 | 63. | 1 |
| 4-Nitrophenol | ND | | ug/kg | 240 | 69. | 1 |
| 2,4-Dinitrophenol | ND | | ug/kg | 810 | 78. | 1 |
| 4,6-Dinitro-o-cresol | ND | | ug/kg | 440 | 81. | 1 |
| Pentachlorophenol | ND | | ug/kg | 130 | 37. | 1 |
| Phenol | ND | | ug/kg | 170 | 25. | 1 |
| 2-Methylphenol | ND | | ug/kg | 170 | 26. | 1 |
| 3-Methylphenol/4-Methylphenol | ND | | ug/kg | 240 | 26. | 1 |

**Project Name:** PORT CHESTER **Lab Number:** L2232278

**Project Number:** 12166:2B **Report Date:** 07/13/22

## SAMPLE RESULTS

Lab ID: L2232278-06 Date Collected: 06/16/22 10:30

Client ID: SB-8-0.5 Date Received: 06/16/22

Sample Location: NEW YORK Field Prep: Not Specified

Sample Depth:

| Parameter | Result | Qualifier | Units | RL | MDL | Dilution Factor |
|---|---|---|---|---|---|---|
| **Semivolatile Organics by GC/MS - Westborough Lab** | | | | | | |
| 2,4,5-Trichlorophenol | ND | | ug/kg | 170 | 32. | 1 |
| Benzoic Acid | ND | | ug/kg | 550 | 170 | 1 |
| Benzyl Alcohol | ND | | ug/kg | 170 | 52. | 1 |
| Carbazole | ND | | ug/kg | 170 | 16. | 1 |
| 1,4-Dioxane | ND | | ug/kg | 25 | 7.8 | 1 |

Tentatively Identified Compounds

| | | | |
|---|---|---|---|
| No Tentatively Identified Compounds | ND | ug/kg | 1 |

| Surrogate | % Recovery | Qualifier | Acceptance Criteria |
|---|---|---|---|
| 2-Fluorophenol | 70 | | 25-120 |
| Phenol-d6 | 69 | | 10-120 |
| Nitrobenzene-d5 | 64 | | 23-120 |
| 2-Fluorobiphenyl | 68 | | 30-120 |
| 2,4,6-Tribromophenol | 77 | | 10-136 |
| 4-Terphenyl-d14 | 68 | | 18-120 |

**Project Name:** PORT CHESTER
**Project Number:** 12166:2B

**Lab Number:** L2232278
**Report Date:** 07/13/22

## SAMPLE RESULTS

Lab ID: L2232278-07
Client ID: SB-9-0.5
Sample Location: NEW YORK

Date Collected: 06/16/22 10:40
Date Received: 06/16/22
Field Prep: Not Specified

Sample Depth:
Matrix: Soil
Analytical Method: 1,8270D
Analytical Date: 06/23/22 04:17
Analyst: ALS
Percent Solids: 97%

Extraction Method: EPA 3546
Extraction Date: 06/20/22 21:25

| Parameter | Result | Qualifier | Units | RL | MDL | Dilution Factor |
|---|---|---|---|---|---|---|
| **Semivolatile Organics by GC/MS - Westborough Lab** | | | | | | |
| Acenaphthene | ND | | ug/kg | 140 | 18. | 1 |
| 1,2,4-Trichlorobenzene | ND | | ug/kg | 170 | 20. | 1 |
| Hexachlorobenzene | ND | | ug/kg | 100 | 19. | 1 |
| Bis(2-chloroethyl)ether | ND | | ug/kg | 150 | 23. | 1 |
| 2-Chloronaphthalene | ND | | ug/kg | 170 | 17. | 1 |
| 1,2-Dichlorobenzene | ND | | ug/kg | 170 | 31. | 1 |
| 1,3-Dichlorobenzene | ND | | ug/kg | 170 | 30. | 1 |
| 1,4-Dichlorobenzene | ND | | ug/kg | 170 | 30. | 1 |
| 3,3'-Dichlorobenzidine | ND | | ug/kg | 170 | 46. | 1 |
| 2,4-Dinitrotoluene | ND | | ug/kg | 170 | 34. | 1 |
| 2,6-Dinitrotoluene | ND | | ug/kg | 170 | 29. | 1 |
| Fluoranthene | 110 | | ug/kg | 100 | 20. | 1 |
| 4-Chlorophenyl phenyl ether | ND | | ug/kg | 170 | 18. | 1 |
| 4-Bromophenyl phenyl ether | ND | | ug/kg | 170 | 26. | 1 |
| Bis(2-chloroisopropyl)ether | ND | | ug/kg | 200 | 29. | 1 |
| Bis(2-chloroethoxy)methane | ND | | ug/kg | 180 | 17. | 1 |
| Hexachlorobutadiene | ND | | ug/kg | 170 | 25. | 1 |
| Hexachlorocyclopentadiene | ND | | ug/kg | 490 | 160 | 1 |
| Hexachloroethane | ND | | ug/kg | 140 | 28. | 1 |
| Isophorone | ND | | ug/kg | 150 | 22. | 1 |
| Naphthalene | ND | | ug/kg | 170 | 21. | 1 |
| Nitrobenzene | ND | | ug/kg | 150 | 25. | 1 |
| NDPA/DPA | ND | | ug/kg | 140 | 20. | 1 |
| n-Nitrosodi-n-propylamine | ND | | ug/kg | 170 | 26. | 1 |
| Bis(2-ethylhexyl)phthalate | ND | | ug/kg | 170 | 59. | 1 |
| Butyl benzyl phthalate | ND | | ug/kg | 170 | 43. | 1 |
| Di-n-butylphthalate | ND | | ug/kg | 170 | 32. | 1 |
| Di-n-octylphthalate | ND | | ug/kg | 170 | 58. | 1 |

**Project Name:** PORT CHESTER **Lab Number:** L2232278

**Project Number:** 12166:2B **Report Date:** 07/13/22

## SAMPLE RESULTS

Lab ID: L2232278-07 Date Collected: 06/16/22 10:40

Client ID: SB-9-0.5 Date Received: 06/16/22

Sample Location: NEW YORK Field Prep: Not Specified

Sample Depth:

| Parameter | Result | Qualifier | Units | RL | MDL | Dilution Factor |
|---|---|---|---|---|---|---|
| Semivolatile Organics by GC/MS - Westborough Lab | | | | | | |
| Diethyl phthalate | ND | | ug/kg | 170 | 16. | 1 |
| Dimethyl phthalate | ND | | ug/kg | 170 | 36. | 1 |
| Benzo(a)anthracene | 52 | J | ug/kg | 100 | 19. | 1 |
| Benzo(a)pyrene | ND | | ug/kg | 140 | 42. | 1 |
| Benzo(b)fluoranthene | 50 | J | ug/kg | 100 | 29. | 1 |
| Benzo(k)fluoranthene | ND | | ug/kg | 100 | 27. | 1 |
| Chrysene | 51 | J | ug/kg | 100 | 18. | 1 |
| Acenaphthylene | ND | | ug/kg | 140 | 26. | 1 |
| Anthracene | ND | | ug/kg | 100 | 33. | 1 |
| Benzo(ghi)perylene | 27 | J | ug/kg | 140 | 20. | 1 |
| Fluorene | ND | | ug/kg | 170 | 17. | 1 |
| Phenanthrene | 130 | | ug/kg | 100 | 21. | 1 |
| Dibenzo(a,h)anthracene | ND | | ug/kg | 100 | 20. | 1 |
| Indeno(1,2,3-cd)pyrene | 29 | J | ug/kg | 140 | 24. | 1 |
| Pyrene | 86 | J | ug/kg | 100 | 17. | 1 |
| Biphenyl | ND | | ug/kg | 390 | 22. | 1 |
| 4-Chloroaniline | ND | | ug/kg | 170 | 31. | 1 |
| 2-Nitroaniline | ND | | ug/kg | 170 | 33. | 1 |
| 3-Nitroaniline | ND | | ug/kg | 170 | 32. | 1 |
| 4-Nitroaniline | ND | | ug/kg | 170 | 71. | 1 |
| Dibenzofuran | ND | | ug/kg | 170 | 16. | 1 |
| 2-Methylnaphthalene | ND | | ug/kg | 200 | 21. | 1 |
| 1,2,4,5-Tetrachlorobenzene | ND | | ug/kg | 170 | 18. | 1 |
| Acetophenone | ND | | ug/kg | 170 | 21. | 1 |
| 2,4,6-Trichlorophenol | ND | | ug/kg | 100 | 32. | 1 |
| p-Chloro-m-cresol | ND | | ug/kg | 170 | 26. | 1 |
| 2-Chlorophenol | ND | | ug/kg | 170 | 20. | 1 |
| 2,4-Dichlorophenol | ND | | ug/kg | 150 | 28. | 1 |
| 2,4-Dimethylphenol | ND | | ug/kg | 170 | 57. | 1 |
| 2-Nitrophenol | ND | | ug/kg | 370 | 64. | 1 |
| 4-Nitrophenol | ND | | ug/kg | 240 | 70. | 1 |
| 2,4-Dinitrophenol | ND | | ug/kg | 820 | 80. | 1 |
| 4,6-Dinitro-o-cresol | ND | | ug/kg | 450 | 82. | 1 |
| Pentachlorophenol | ND | | ug/kg | 140 | 38. | 1 |
| Phenol | ND | | ug/kg | 170 | 26. | 1 |
| 2-Methylphenol | ND | | ug/kg | 170 | 26. | 1 |
| 3-Methylphenol/4-Methylphenol | ND | | ug/kg | 250 | 27. | 1 |

**Project Name:** PORT CHESTER **Lab Number:** L2232278

**Project Number:** 12166:2B **Report Date:** 07/13/22

## SAMPLE RESULTS

Lab ID: L2232278-07 Date Collected: 06/16/22 10:40

Client ID: SB-9-0.5 Date Received: 06/16/22

Sample Location: NEW YORK Field Prep: Not Specified

Sample Depth:

| Parameter | Result | Qualifier | Units | RL | MDL | Dilution Factor |
|---|---|---|---|---|---|---|
| **Semivolatile Organics by GC/MS - Westborough Lab** | | | | | | |
| 2,4,5-Trichlorophenol | ND | | ug/kg | 170 | 33. | 1 |
| Benzoic Acid | ND | | ug/kg | 560 | 170 | 1 |
| Benzyl Alcohol | ND | | ug/kg | 170 | 52. | 1 |
| Carbazole | ND | | ug/kg | 170 | 17. | 1 |
| 1,4-Dioxane | ND | | ug/kg | 26 | 7.9 | 1 |

Tentatively Identified Compounds

| | | | |
|---|---|---|---|
| No Tentatively Identified Compounds | ND | ug/kg | 1 |

| Surrogate | % Recovery | Qualifier | Acceptance Criteria |
|---|---|---|---|
| 2-Fluorophenol | 65 | | 25-120 |
| Phenol-d6 | 67 | | 10-120 |
| Nitrobenzene-d5 | 61 | | 23-120 |
| 2-Fluorobiphenyl | 68 | | 30-120 |
| 2,4,6-Tribromophenol | 66 | | 10-136 |
| 4-Terphenyl-d14 | 67 | | 18-120 |

**Project Name:** PORT CHESTER
**Project Number:** 12166:2B
**Lab Number:** L2232278
**Report Date:** 07/13/22

## SAMPLE RESULTS

Lab ID: L2232278-08 D
Client ID: SB-10-1.5
Sample Location: NEW YORK

Date Collected: 06/16/22 11:40
Date Received: 06/16/22
Field Prep: Not Specified

Sample Depth:
Matrix: Soil
Analytical Method: 1,8270D
Analytical Date: 06/29/22 03:58
Analyst: WR
Percent Solids: 87%

Extraction Method: EPA 3546
Extraction Date: 06/28/22 16:23

| Parameter | Result | Qualifier | Units | RL | MDL | Dilution Factor |
|---|---|---|---|---|---|---|
| **Semivolatile Organics by GC/MS - Westborough Lab** | | | | | | |
| Acenaphthene | 130 | J | ug/kg | 750 | 97. | 5 |
| 1,2,4-Trichlorobenzene | ND | | ug/kg | 940 | 110 | 5 |
| Hexachlorobenzene | ND | | ug/kg | 560 | 100 | 5 |
| Bis(2-chloroethyl)ether | ND | | ug/kg | 840 | 130 | 5 |
| 2-Chloronaphthalene | ND | | ug/kg | 940 | 93. | 5 |
| 1,2-Dichlorobenzene | ND | | ug/kg | 940 | 170 | 5 |
| 1,3-Dichlorobenzene | ND | | ug/kg | 940 | 160 | 5 |
| 1,4-Dichlorobenzene | ND | | ug/kg | 940 | 160 | 5 |
| 3,3'-Dichlorobenzidine | ND | | ug/kg | 940 | 250 | 5 |
| 2,4-Dinitrotoluene | ND | | ug/kg | 940 | 190 | 5 |
| 2,6-Dinitrotoluene | ND | | ug/kg | 940 | 160 | 5 |
| Fluoranthene | 2400 | | ug/kg | 560 | 110 | 5 |
| 4-Chlorophenyl phenyl ether | ND | | ug/kg | 940 | 100 | 5 |
| 4-Bromophenyl phenyl ether | ND | | ug/kg | 940 | 140 | 5 |
| Bis(2-chloroisopropyl)ether | ND | | ug/kg | 1100 | 160 | 5 |
| Bis(2-chloroethoxy)methane | ND | | ug/kg | 1000 | 94. | 5 |
| Hexachlorobutadiene | ND | | ug/kg | 940 | 140 | 5 |
| Hexachlorocyclopentadiene | ND | | ug/kg | 2700 | 850 | 5 |
| Hexachloroethane | ND | | ug/kg | 750 | 150 | 5 |
| Isophorone | ND | | ug/kg | 840 | 120 | 5 |
| Naphthalene | ND | | ug/kg | 940 | 110 | 5 |
| Nitrobenzene | ND | | ug/kg | 840 | 140 | 5 |
| NDPA/DPA | ND | | ug/kg | 750 | 110 | 5 |
| n-Nitrosodi-n-propylamine | ND | | ug/kg | 940 | 140 | 5 |
| Bis(2-ethylhexyl)phthalate | ND | | ug/kg | 940 | 320 | 5 |
| Butyl benzyl phthalate | ND | | ug/kg | 940 | 240 | 5 |
| Di-n-butylphthalate | ND | | ug/kg | 940 | 180 | 5 |
| Di-n-octylphthalate | ND | | ug/kg | 940 | 320 | 5 |

**Project Name:** PORT CHESTER **Lab Number:** L2232278

**Project Number:** 12166:2B **Report Date:** 07/13/22

## SAMPLE RESULTS

Lab ID: L2232278-08 D Date Collected: 06/16/22 11:40

Client ID: SB-10-1.5 Date Received: 06/16/22

Sample Location: NEW YORK Field Prep: Not Specified

Sample Depth:

| Parameter | Result | Qualifier | Units | RL | MDL | Dilution Factor |
|---|---|---|---|---|---|---|
| Semivolatile Organics by GC/MS - Westborough Lab | | | | | | |
| Diethyl phthalate | ND | | ug/kg | 940 | 87. | 5 |
| Dimethyl phthalate | ND | | ug/kg | 940 | 200 | 5 |
| Benzo(a)anthracene | 1300 | | ug/kg | 560 | 100 | 5 |
| Benzo(a)pyrene | 1400 | | ug/kg | 750 | 230 | 5 |
| Benzo(b)fluoranthene | 1600 | | ug/kg | 560 | 160 | 5 |
| Benzo(k)fluoranthene | 550 | J | ug/kg | 560 | 150 | 5 |
| Chrysene | 1300 | | ug/kg | 560 | 97. | 5 |
| Acenaphthylene | ND | | ug/kg | 750 | 140 | 5 |
| Anthracene | 400 | J | ug/kg | 560 | 180 | 5 |
| Benzo(ghi)perylene | 780 | | ug/kg | 750 | 110 | 5 |
| Fluorene | 140 | J | ug/kg | 940 | 91. | 5 |
| Phenanthrene | 1700 | | ug/kg | 560 | 110 | 5 |
| Dibenzo(a,h)anthracene | 230 | J | ug/kg | 560 | 110 | 5 |
| Indeno(1,2,3-cd)pyrene | 920 | | ug/kg | 750 | 130 | 5 |
| Pyrene | 2300 | | ug/kg | 560 | 93. | 5 |
| Biphenyl | ND | | ug/kg | 2100 | 120 | 5 |
| 4-Chloroaniline | ND | | ug/kg | 940 | 170 | 5 |
| 2-Nitroaniline | ND | | ug/kg | 940 | 180 | 5 |
| 3-Nitroaniline | ND | | ug/kg | 940 | 180 | 5 |
| 4-Nitroaniline | ND | | ug/kg | 940 | 390 | 5 |
| Dibenzofuran | ND | | ug/kg | 940 | 88. | 5 |
| 2-Methylnaphthalene | ND | | ug/kg | 1100 | 110 | 5 |
| 1,2,4,5-Tetrachlorobenzene | ND | | ug/kg | 940 | 98. | 5 |
| Acetophenone | ND | | ug/kg | 940 | 120 | 5 |
| 2,4,6-Trichlorophenol | ND | | ug/kg | 560 | 180 | 5 |
| p-Chloro-m-cresol | ND | | ug/kg | 940 | 140 | 5 |
| 2-Chlorophenol | ND | | ug/kg | 940 | 110 | 5 |
| 2,4-Dichlorophenol | ND | | ug/kg | 840 | 150 | 5 |
| 2,4-Dimethylphenol | ND | | ug/kg | 940 | 310 | 5 |
| 2-Nitrophenol | ND | | ug/kg | 2000 | 350 | 5 |
| 4-Nitrophenol | ND | | ug/kg | 1300 | 380 | 5 |
| 2,4-Dinitrophenol | ND | | ug/kg | 4500 | 440 | 5 |
| 4,6-Dinitro-o-cresol | ND | | ug/kg | 2400 | 450 | 5 |
| Pentachlorophenol | ND | | ug/kg | 750 | 200 | 5 |
| Phenol | ND | | ug/kg | 940 | 140 | 5 |
| 2-Methylphenol | ND | | ug/kg | 940 | 140 | 5 |
| 3-Methylphenol/4-Methylphenol | ND | | ug/kg | 1300 | 150 | 5 |

**Project Name:** PORT CHESTER **Lab Number:** L2232278

**Project Number:** 12166:2B **Report Date:** 07/13/22

## SAMPLE RESULTS

Lab ID: L2232278-08 D Date Collected: 06/16/22 11:40

Client ID: SB-10-1.5 Date Received: 06/16/22

Sample Location: NEW YORK Field Prep: Not Specified

Sample Depth:

| Parameter | Result | Qualifier | Units | RL | MDL | Dilution Factor |
|---|---|---|---|---|---|---|
| **Semivolatile Organics by GC/MS - Westborough Lab** | | | | | | |
| 2,4,5-Trichlorophenol | ND | | ug/kg | 940 | 180 | 5 |
| Benzoic Acid | ND | | ug/kg | 3000 | 950 | 5 |
| Benzyl Alcohol | ND | | ug/kg | 940 | 290 | 5 |
| Carbazole | 170 | J | ug/kg | 940 | 91. | 5 |
| 1,4-Dioxane | ND | | ug/kg | 140 | 43. | 5 |

**Tentatively Identified Compounds**

| | | | |
|---|---|---|---|
| No Tentatively Identified Compounds | ND | ug/kg | 5 |

| Surrogate | % Recovery | Qualifier | Acceptance Criteria |
|---|---|---|---|
| 2-Fluorophenol | 73 | | 25-120 |
| Phenol-d6 | 70 | | 10-120 |
| Nitrobenzene-d5 | 75 | | 23-120 |
| 2-Fluorobiphenyl | 86 | | 30-120 |
| 2,4,6-Tribromophenol | 107 | | 10-136 |
| 4-Terphenyl-d14 | 86 | | 18-120 |

**Project Name:** PORT CHESTER
**Project Number:** 12166:2B

**Lab Number:** L2232278
**Report Date:** 07/13/22

## SAMPLE RESULTS

Lab ID: L2232278-09
Client ID: SB-11-1.5
Sample Location: NEW YORK

Date Collected: 06/16/22 11:55
Date Received: 06/16/22
Field Prep: Not Specified

Sample Depth:
Matrix: Soil
Analytical Method: 1,8270D
Analytical Date: 06/23/22 09:07
Analyst: ALS
Percent Solids: 81%

Extraction Method: EPA 3546
Extraction Date: 06/20/22 21:25

| Parameter | Result | Qualifier | Units | RL | MDL | Dilution Factor |
|---|---|---|---|---|---|---|
| **Semivolatile Organics by GC/MS - Westborough Lab** | | | | | | |
| Acenaphthene | ND | | ug/kg | 160 | 21. | 1 |
| 1,2,4-Trichlorobenzene | ND | | ug/kg | 200 | 23. | 1 |
| Hexachlorobenzene | ND | | ug/kg | 120 | 23. | 1 |
| Bis(2-chloroethyl)ether | ND | | ug/kg | 180 | 28. | 1 |
| 2-Chloronaphthalene | ND | | ug/kg | 200 | 20. | 1 |
| 1,2-Dichlorobenzene | ND | | ug/kg | 200 | 36. | 1 |
| 1,3-Dichlorobenzene | ND | | ug/kg | 200 | 35. | 1 |
| 1,4-Dichlorobenzene | ND | | ug/kg | 200 | 35. | 1 |
| 3,3'-Dichlorobenzidine | ND | | ug/kg | 200 | 54. | 1 |
| 2,4-Dinitrotoluene | ND | | ug/kg | 200 | 40. | 1 |
| 2,6-Dinitrotoluene | ND | | ug/kg | 200 | 35. | 1 |
| Fluoranthene | 220 | | ug/kg | 120 | 23. | 1 |
| 4-Chlorophenyl phenyl ether | ND | | ug/kg | 200 | 22. | 1 |
| 4-Bromophenyl phenyl ether | ND | | ug/kg | 200 | 31. | 1 |
| Bis(2-chloroisopropyl)ether | ND | | ug/kg | 240 | 35. | 1 |
| Bis(2-chloroethoxy)methane | ND | | ug/kg | 220 | 20. | 1 |
| Hexachlorobutadiene | ND | | ug/kg | 200 | 30. | 1 |
| Hexachlorocyclopentadiene | ND | | ug/kg | 580 | 180 | 1 |
| Hexachloroethane | ND | | ug/kg | 160 | 33. | 1 |
| Isophorone | ND | | ug/kg | 180 | 26. | 1 |
| Naphthalene | ND | | ug/kg | 200 | 25. | 1 |
| Nitrobenzene | ND | | ug/kg | 180 | 30. | 1 |
| NDPA/DPA | ND | | ug/kg | 160 | 23. | 1 |
| n-Nitrosodi-n-propylamine | ND | | ug/kg | 200 | 31. | 1 |
| Bis(2-ethylhexyl)phthalate | ND | | ug/kg | 200 | 70. | 1 |
| Butyl benzyl phthalate | ND | | ug/kg | 200 | 51. | 1 |
| Di-n-butylphthalate | ND | | ug/kg | 200 | 38. | 1 |
| Di-n-octylphthalate | ND | | ug/kg | 200 | 69. | 1 |

**Project Name:** PORT CHESTER **Lab Number:** L2232278

**Project Number:** 12166:2B **Report Date:** 07/13/22

## SAMPLE RESULTS

Lab ID: L2232278-09 Date Collected: 06/16/22 11:55

Client ID: SB-11-1.5 Date Received: 06/16/22

Sample Location: NEW YORK Field Prep: Not Specified

Sample Depth:

| Parameter | Result | Qualifier | Units | RL | MDL | Dilution Factor |
|---|---|---|---|---|---|---|
| **Semivolatile Organics by GC/MS - Westborough Lab** | | | | | | |
| Diethyl phthalate | ND | | ug/kg | 200 | 19. | 1 |
| Dimethyl phthalate | ND | | ug/kg | 200 | 42. | 1 |
| Benzo(a)anthracene | 100 | J | ug/kg | 120 | 23. | 1 |
| Benzo(a)pyrene | 99 | J | ug/kg | 160 | 49. | 1 |
| Benzo(b)fluoranthene | 130 | | ug/kg | 120 | 34. | 1 |
| Benzo(k)fluoranthene | 49 | J | ug/kg | 120 | 32. | 1 |
| Chrysene | 110 | J | ug/kg | 120 | 21. | 1 |
| Acenaphthylene | ND | | ug/kg | 160 | 31. | 1 |
| Anthracene | ND | | ug/kg | 120 | 40. | 1 |
| Benzo(ghi)perylene | 66 | J | ug/kg | 160 | 24. | 1 |
| Fluorene | ND | | ug/kg | 200 | 20. | 1 |
| Phenanthrene | 120 | | ug/kg | 120 | 25. | 1 |
| Dibenzo(a,h)anthracene | ND | | ug/kg | 120 | 23. | 1 |
| Indeno(1,2,3-cd)pyrene | 72 | J | ug/kg | 160 | 28. | 1 |
| Pyrene | 200 | | ug/kg | 120 | 20. | 1 |
| Biphenyl | ND | | ug/kg | 460 | 26. | 1 |
| 4-Chloroaniline | ND | | ug/kg | 200 | 37. | 1 |
| 2-Nitroaniline | ND | | ug/kg | 200 | 39. | 1 |
| 3-Nitroaniline | ND | | ug/kg | 200 | 38. | 1 |
| 4-Nitroaniline | ND | | ug/kg | 200 | 84. | 1 |
| Dibenzofuran | ND | | ug/kg | 200 | 19. | 1 |
| 2-Methylnaphthalene | ND | | ug/kg | 240 | 24. | 1 |
| 1,2,4,5-Tetrachlorobenzene | ND | | ug/kg | 200 | 21. | 1 |
| Acetophenone | ND | | ug/kg | 200 | 25. | 1 |
| 2,4,6-Trichlorophenol | ND | | ug/kg | 120 | 38. | 1 |
| p-Chloro-m-cresol | ND | | ug/kg | 200 | 30. | 1 |
| 2-Chlorophenol | ND | | ug/kg | 200 | 24. | 1 |
| 2,4-Dichlorophenol | ND | | ug/kg | 180 | 33. | 1 |
| 2,4-Dimethylphenol | ND | | ug/kg | 200 | 67. | 1 |
| 2-Nitrophenol | ND | | ug/kg | 440 | 76. | 1 |
| 4-Nitrophenol | ND | | ug/kg | 280 | 83. | 1 |
| 2,4-Dinitrophenol | ND | | ug/kg | 970 | 94. | 1 |
| 4,6-Dinitro-o-cresol | ND | | ug/kg | 530 | 97. | 1 |
| Pentachlorophenol | ND | | ug/kg | 160 | 45. | 1 |
| Phenol | ND | | ug/kg | 200 | 31. | 1 |
| 2-Methylphenol | ND | | ug/kg | 200 | 31. | 1 |
| 3-Methylphenol/4-Methylphenol | ND | | ug/kg | 290 | 32. | 1 |

**Project Name:** PORT CHESTER **Lab Number:** L2232278

**Project Number:** 12166:2B **Report Date:** 07/13/22

## SAMPLE RESULTS

Lab ID: L2232278-09 Date Collected: 06/16/22 11:55

Client ID: SB-11-1.5 Date Received: 06/16/22

Sample Location: NEW YORK Field Prep: Not Specified

Sample Depth:

| Parameter | Result | Qualifier | Units | RL | MDL | Dilution Factor |
|---|---|---|---|---|---|---|
| **Semivolatile Organics by GC/MS - Westborough Lab** | | | | | | |
| 2,4,5-Trichlorophenol | ND | | ug/kg | 200 | 39. | 1 |
| Benzoic Acid | ND | | ug/kg | 660 | 200 | 1 |
| Benzyl Alcohol | ND | | ug/kg | 200 | 62. | 1 |
| Carbazole | ND | | ug/kg | 200 | 20. | 1 |
| 1,4-Dioxane | ND | | ug/kg | 30 | 9.3 | 1 |

**Tentatively Identified Compounds**

| | | | |
|---|---|---|---|
| No Tentatively Identified Compounds | ND | ug/kg | 1 |

| Surrogate | % Recovery | Qualifier | Acceptance Criteria |
|---|---|---|---|
| 2-Fluorophenol | 70 | | 25-120 |
| Phenol-d6 | 75 | | 10-120 |
| Nitrobenzene-d5 | 69 | | 23-120 |
| 2-Fluorobiphenyl | 74 | | 30-120 |
| 2,4,6-Tribromophenol | 92 | | 10-136 |
| 4-Terphenyl-d14 | 74 | | 18-120 |

**Project Name:** PORT CHESTER
**Project Number:** 12166:2B

**Lab Number:** L2232278
**Report Date:** 07/13/22

## SAMPLE RESULTS

Lab ID: L2232278-10
Client ID: SB-12-7.5
Sample Location: NEW YORK

Date Collected: 06/16/22 12:45
Date Received: 06/16/22
Field Prep: Not Specified

Sample Depth:
Matrix: Soil
Analytical Method: 1,8270D
Analytical Date: 06/23/22 05:53
Analyst: ALS
Percent Solids: 81%

Extraction Method: EPA 3546
Extraction Date: 06/20/22 21:25

| Parameter | Result | Qualifier | Units | RL | MDL | Dilution Factor |
|---|---|---|---|---|---|---|
| **Semivolatile Organics by GC/MS - Westborough Lab** | | | | | | |
| Acenaphthene | 24 | J | ug/kg | 160 | 21. | 1 |
| 1,2,4-Trichlorobenzene | ND | | ug/kg | 200 | 23. | 1 |
| Hexachlorobenzene | ND | | ug/kg | 120 | 22. | 1 |
| Bis(2-chloroethyl)ether | ND | | ug/kg | 180 | 27. | 1 |
| 2-Chloronaphthalene | ND | | ug/kg | 200 | 20. | 1 |
| 1,2-Dichlorobenzene | ND | | ug/kg | 200 | 36. | 1 |
| 1,3-Dichlorobenzene | ND | | ug/kg | 200 | 35. | 1 |
| 1,4-Dichlorobenzene | ND | | ug/kg | 200 | 35. | 1 |
| 3,3'-Dichlorobenzidine | ND | | ug/kg | 200 | 54. | 1 |
| 2,4-Dinitrotoluene | ND | | ug/kg | 200 | 40. | 1 |
| 2,6-Dinitrotoluene | ND | | ug/kg | 200 | 34. | 1 |
| Fluoranthene | 260 | | ug/kg | 120 | 23. | 1 |
| 4-Chlorophenyl phenyl ether | ND | | ug/kg | 200 | 22. | 1 |
| 4-Bromophenyl phenyl ether | ND | | ug/kg | 200 | 31. | 1 |
| Bis(2-chloroisopropyl)ether | ND | | ug/kg | 240 | 34. | 1 |
| Bis(2-chloroethoxy)methane | ND | | ug/kg | 220 | 20. | 1 |
| Hexachlorobutadiene | ND | | ug/kg | 200 | 29. | 1 |
| Hexachlorocyclopentadiene | ND | | ug/kg | 580 | 180 | 1 |
| Hexachloroethane | ND | | ug/kg | 160 | 32. | 1 |
| Isophorone | ND | | ug/kg | 180 | 26. | 1 |
| Naphthalene | ND | | ug/kg | 200 | 24. | 1 |
| Nitrobenzene | ND | | ug/kg | 180 | 30. | 1 |
| NDPA/DPA | ND | | ug/kg | 160 | 23. | 1 |
| n-Nitrosodi-n-propylamine | ND | | ug/kg | 200 | 31. | 1 |
| Bis(2-ethylhexyl)phthalate | ND | | ug/kg | 200 | 70. | 1 |
| Butyl benzyl phthalate | ND | | ug/kg | 200 | 51. | 1 |
| Di-n-butylphthalate | ND | | ug/kg | 200 | 38. | 1 |
| Di-n-octylphthalate | ND | | ug/kg | 200 | 68. | 1 |

**Project Name:** PORT CHESTER **Lab Number:** L2232278

**Project Number:** 12166:2B **Report Date:** 07/13/22

## SAMPLE RESULTS

Lab ID: L2232278-10 Date Collected: 06/16/22 12:45

Client ID: SB-12-7.5 Date Received: 06/16/22

Sample Location: NEW YORK Field Prep: Not Specified

Sample Depth:

| Parameter | Result | Qualifier | Units | RL | MDL | Dilution Factor |
|---|---|---|---|---|---|---|
| Semivolatile Organics by GC/MS - Westborough Lab | | | | | | |
| Diethyl phthalate | ND | | ug/kg | 200 | 19. | 1 |
| Dimethyl phthalate | ND | | ug/kg | 200 | 42. | 1 |
| Benzo(a)anthracene | 130 | | ug/kg | 120 | 23. | 1 |
| Benzo(a)pyrene | 150 | J | ug/kg | 160 | 49. | 1 |
| Benzo(b)fluoranthene | 190 | | ug/kg | 120 | 34. | 1 |
| Benzo(k)fluoranthene | 45 | J | ug/kg | 120 | 32. | 1 |
| Chrysene | 130 | | ug/kg | 120 | 21. | 1 |
| Acenaphthylene | ND | | ug/kg | 160 | 31. | 1 |
| Anthracene | ND | | ug/kg | 120 | 39. | 1 |
| Benzo(ghi)perylene | 100 | J | ug/kg | 160 | 24. | 1 |
| Fluorene | ND | | ug/kg | 200 | 20. | 1 |
| Phenanthrene | 150 | | ug/kg | 120 | 24. | 1 |
| Dibenzo(a,h)anthracene | 24 | J | ug/kg | 120 | 23. | 1 |
| Indeno(1,2,3-cd)pyrene | 110 | J | ug/kg | 160 | 28. | 1 |
| Pyrene | 220 | | ug/kg | 120 | 20. | 1 |
| Biphenyl | ND | | ug/kg | 460 | 26. | 1 |
| 4-Chloroaniline | ND | | ug/kg | 200 | 37. | 1 |
| 2-Nitroaniline | ND | | ug/kg | 200 | 39. | 1 |
| 3-Nitroaniline | ND | | ug/kg | 200 | 38. | 1 |
| 4-Nitroaniline | ND | | ug/kg | 200 | 83. | 1 |
| Dibenzofuran | ND | | ug/kg | 200 | 19. | 1 |
| 2-Methylnaphthalene | ND | | ug/kg | 240 | 24. | 1 |
| 1,2,4,5-Tetrachlorobenzene | ND | | ug/kg | 200 | 21. | 1 |
| Acetophenone | ND | | ug/kg | 200 | 25. | 1 |
| 2,4,6-Trichlorophenol | ND | | ug/kg | 120 | 38. | 1 |
| p-Chloro-m-cresol | ND | | ug/kg | 200 | 30. | 1 |
| 2-Chlorophenol | ND | | ug/kg | 200 | 24. | 1 |
| 2,4-Dichlorophenol | ND | | ug/kg | 180 | 32. | 1 |
| 2,4-Dimethylphenol | ND | | ug/kg | 200 | 66. | 1 |
| 2-Nitrophenol | ND | | ug/kg | 440 | 76. | 1 |
| 4-Nitrophenol | ND | | ug/kg | 280 | 82. | 1 |
| 2,4-Dinitrophenol | ND | | ug/kg | 970 | 94. | 1 |
| 4,6-Dinitro-o-cresol | ND | | ug/kg | 520 | 97. | 1 |
| Pentachlorophenol | ND | | ug/kg | 160 | 44. | 1 |
| Phenol | ND | | ug/kg | 200 | 30. | 1 |
| 2-Methylphenol | ND | | ug/kg | 200 | 31. | 1 |
| 3-Methylphenol/4-Methylphenol | ND | | ug/kg | 290 | 32. | 1 |

**Project Name:** PORT CHESTER **Lab Number:** L2232278

**Project Number:** 12166:2B **Report Date:** 07/13/22

## SAMPLE RESULTS

Lab ID: L2232278-10 Date Collected: 06/16/22 12:45

Client ID: SB-12-7.5 Date Received: 06/16/22

Sample Location: NEW YORK Field Prep: Not Specified

Sample Depth:

| Parameter | Result | Qualifier | Units | RL | MDL | Dilution Factor |
|---|---|---|---|---|---|---|
| **Semivolatile Organics by GC/MS - Westborough Lab** | | | | | | |
| 2,4,5-Trichlorophenol | ND | | ug/kg | 200 | 38. | 1 |
| Benzoic Acid | ND | | ug/kg | 650 | 200 | 1 |
| Benzyl Alcohol | ND | | ug/kg | 200 | 62. | 1 |
| Carbazole | ND | | ug/kg | 200 | 20. | 1 |
| 1,4-Dioxane | ND | | ug/kg | 30 | 9.3 | 1 |

**Tentatively Identified Compounds**

| | | | |
|---|---|---|---|
| No Tentatively Identified Compounds | ND | ug/kg | 1 |

| Surrogate | % Recovery | Qualifier | Acceptance Criteria |
|---|---|---|---|
| 2-Fluorophenol | 57 | | 25-120 |
| Phenol-d6 | 58 | | 10-120 |
| Nitrobenzene-d5 | 62 | | 23-120 |
| 2-Fluorobiphenyl | 66 | | 30-120 |
| 2,4,6-Tribromophenol | 74 | | 10-136 |
| 4-Terphenyl-d14 | 66 | | 18-120 |

**Project Name:** PORT CHESTER
**Project Number:** 12166:2B

**Lab Number:** L2232278
**Report Date:** 07/13/22

## SAMPLE RESULTS

Lab ID: L2232278-11
Client ID: SB-13-2.0
Sample Location: NEW YORK

Date Collected: 06/16/22 13:00
Date Received: 06/16/22
Field Prep: Not Specified

Sample Depth:
Matrix: Soil
Analytical Method: 1,8270D
Analytical Date: 06/23/22 05:05
Analyst: ALS
Percent Solids: 84%

Extraction Method: EPA 3546
Extraction Date: 06/20/22 21:25

| Parameter | Result | Qualifier | Units | RL | MDL | Dilution Factor |
|---|---|---|---|---|---|---|
| **Semivolatile Organics by GC/MS - Westborough Lab** | | | | | | |
| Acenaphthene | ND | | ug/kg | 150 | 20. | 1 |
| 1,2,4-Trichlorobenzene | ND | | ug/kg | 190 | 22. | 1 |
| Hexachlorobenzene | ND | | ug/kg | 120 | 22. | 1 |
| Bis(2-chloroethyl)ether | ND | | ug/kg | 170 | 26. | 1 |
| 2-Chloronaphthalene | ND | | ug/kg | 190 | 19. | 1 |
| 1,2-Dichlorobenzene | ND | | ug/kg | 190 | 35. | 1 |
| 1,3-Dichlorobenzene | ND | | ug/kg | 190 | 33. | 1 |
| 1,4-Dichlorobenzene | ND | | ug/kg | 190 | 34. | 1 |
| 3,3'-Dichlorobenzidine | ND | | ug/kg | 190 | 52. | 1 |
| 2,4-Dinitrotoluene | ND | | ug/kg | 190 | 39. | 1 |
| 2,6-Dinitrotoluene | ND | | ug/kg | 190 | 33. | 1 |
| Fluoranthene | 320 | | ug/kg | 120 | 22. | 1 |
| 4-Chlorophenyl phenyl ether | ND | | ug/kg | 190 | 21. | 1 |
| 4-Bromophenyl phenyl ether | ND | | ug/kg | 190 | 30. | 1 |
| Bis(2-chloroisopropyl)ether | ND | | ug/kg | 230 | 33. | 1 |
| Bis(2-chloroethoxy)methane | ND | | ug/kg | 210 | 19. | 1 |
| Hexachlorobutadiene | ND | | ug/kg | 190 | 28. | 1 |
| Hexachlorocyclopentadiene | ND | | ug/kg | 550 | 180 | 1 |
| Hexachloroethane | ND | | ug/kg | 150 | 31. | 1 |
| Isophorone | ND | | ug/kg | 170 | 25. | 1 |
| Naphthalene | ND | | ug/kg | 190 | 24. | 1 |
| Nitrobenzene | ND | | ug/kg | 170 | 29. | 1 |
| NDPA/DPA | ND | | ug/kg | 150 | 22. | 1 |
| n-Nitrosodi-n-propylamine | ND | | ug/kg | 190 | 30. | 1 |
| Bis(2-ethylhexyl)phthalate | ND | | ug/kg | 190 | 67. | 1 |
| Butyl benzyl phthalate | ND | | ug/kg | 190 | 49. | 1 |
| Di-n-butylphthalate | ND | | ug/kg | 190 | 37. | 1 |
| Di-n-octylphthalate | ND | | ug/kg | 190 | 66. | 1 |

**Project Name:** PORT CHESTER **Lab Number:** L2232278

**Project Number:** 12166:2B **Report Date:** 07/13/22

## SAMPLE RESULTS

Lab ID: L2232278-11 Date Collected: 06/16/22 13:00

Client ID: SB-13-2.0 Date Received: 06/16/22

Sample Location: NEW YORK Field Prep: Not Specified

Sample Depth:

| Parameter | Result | Qualifier | Units | RL | MDL | Dilution Factor |
|---|---|---|---|---|---|---|
| Semivolatile Organics by GC/MS - Westborough Lab | | | | | | |
| Diethyl phthalate | ND | | ug/kg | 190 | 18. | 1 |
| Dimethyl phthalate | ND | | ug/kg | 190 | 41. | 1 |
| Benzo(a)anthracene | 180 | | ug/kg | 120 | 22. | 1 |
| Benzo(a)pyrene | 220 | | ug/kg | 150 | 47. | 1 |
| Benzo(b)fluoranthene | 240 | | ug/kg | 120 | 33. | 1 |
| Benzo(k)fluoranthene | 63 | J | ug/kg | 120 | 31. | 1 |
| Chrysene | 170 | | ug/kg | 120 | 20. | 1 |
| Acenaphthylene | ND | | ug/kg | 150 | 30. | 1 |
| Anthracene | ND | | ug/kg | 120 | 38. | 1 |
| Benzo(ghi)perylene | 140 | J | ug/kg | 150 | 23. | 1 |
| Fluorene | ND | | ug/kg | 190 | 19. | 1 |
| Phenanthrene | 140 | | ug/kg | 120 | 24. | 1 |
| Dibenzo(a,h)anthracene | 31 | J | ug/kg | 120 | 22. | 1 |
| Indeno(1,2,3-cd)pyrene | 140 | J | ug/kg | 150 | 27. | 1 |
| Pyrene | 320 | | ug/kg | 120 | 19. | 1 |
| Biphenyl | ND | | ug/kg | 440 | 25. | 1 |
| 4-Chloroaniline | ND | | ug/kg | 190 | 35. | 1 |
| 2-Nitroaniline | ND | | ug/kg | 190 | 37. | 1 |
| 3-Nitroaniline | ND | | ug/kg | 190 | 36. | 1 |
| 4-Nitroaniline | ND | | ug/kg | 190 | 80. | 1 |
| Dibenzofuran | ND | | ug/kg | 190 | 18. | 1 |
| 2-Methylnaphthalene | ND | | ug/kg | 230 | 23. | 1 |
| 1,2,4,5-Tetrachlorobenzene | ND | | ug/kg | 190 | 20. | 1 |
| Acetophenone | ND | | ug/kg | 190 | 24. | 1 |
| 2,4,6-Trichlorophenol | ND | | ug/kg | 120 | 37. | 1 |
| p-Chloro-m-cresol | ND | | ug/kg | 190 | 29. | 1 |
| 2-Chlorophenol | ND | | ug/kg | 190 | 23. | 1 |
| 2,4-Dichlorophenol | ND | | ug/kg | 170 | 31. | 1 |
| 2,4-Dimethylphenol | ND | | ug/kg | 190 | 64. | 1 |
| 2-Nitrophenol | ND | | ug/kg | 420 | 73. | 1 |
| 4-Nitrophenol | ND | | ug/kg | 270 | 79. | 1 |
| 2,4-Dinitrophenol | ND | | ug/kg | 930 | 90. | 1 |
| 4,6-Dinitro-o-cresol | ND | | ug/kg | 500 | 93. | 1 |
| Pentachlorophenol | ND | | ug/kg | 150 | 43. | 1 |
| Phenol | ND | | ug/kg | 190 | 29. | 1 |
| 2-Methylphenol | ND | | ug/kg | 190 | 30. | 1 |
| 3-Methylphenol/4-Methylphenol | ND | | ug/kg | 280 | 30. | 1 |

**Project Name:** PORT CHESTER **Lab Number:** L2232278

**Project Number:** 12166:2B **Report Date:** 07/13/22

## SAMPLE RESULTS

Lab ID: L2232278-11 Date Collected: 06/16/22 13:00

Client ID: SB-13-2.0 Date Received: 06/16/22

Sample Location: NEW YORK Field Prep: Not Specified

Sample Depth:

| Parameter | Result | Qualifier | Units | RL | MDL | Dilution Factor |
|---|---|---|---|---|---|---|
| **Semivolatile Organics by GC/MS - Westborough Lab** | | | | | | |
| 2,4,5-Trichlorophenol | ND | | ug/kg | 190 | 37. | 1 |
| Benzoic Acid | ND | | ug/kg | 630 | 200 | 1 |
| Benzyl Alcohol | ND | | ug/kg | 190 | 59. | 1 |
| Carbazole | ND | | ug/kg | 190 | 19. | 1 |
| 1,4-Dioxane | ND | | ug/kg | 29 | 8.9 | 1 |

**Tentatively Identified Compounds**

| | | | |
|---|---|---|---|
| No Tentatively Identified Compounds | ND | ug/kg | 1 |

| Surrogate | % Recovery | Qualifier | Acceptance Criteria |
|---|---|---|---|
| 2-Fluorophenol | 77 | | 25-120 |
| Phenol-d6 | 76 | | 10-120 |
| Nitrobenzene-d5 | 77 | | 23-120 |
| 2-Fluorobiphenyl | 78 | | 30-120 |
| 2,4,6-Tribromophenol | 87 | | 10-136 |
| 4-Terphenyl-d14 | 72 | | 18-120 |

**Project Name:** PORT CHESTER
**Project Number:** 12166:2B

**Lab Number:** L2232278
**Report Date:** 07/13/22

## SAMPLE RESULTS

Lab ID: L2232278-12
Client ID: SB-14-3.0
Sample Location: NEW YORK

Date Collected: 06/16/22 13:10
Date Received: 06/16/22
Field Prep: Not Specified

Sample Depth:
Matrix: Soil
Analytical Method: 1,8270D
Analytical Date: 06/23/22 03:04
Analyst: ALS
Percent Solids: 85%

Extraction Method: EPA 3546
Extraction Date: 06/20/22 21:27

| Parameter | Result | Qualifier | Units | RL | MDL | Dilution Factor |
|---|---|---|---|---|---|---|
| **Semivolatile Organics by GC/MS - Westborough Lab** | | | | | | |
| Acenaphthene | ND | | ug/kg | 160 | 20. | 1 |
| 1,2,4-Trichlorobenzene | ND | | ug/kg | 200 | 22. | 1 |
| Hexachlorobenzene | ND | | ug/kg | 120 | 22. | 1 |
| Bis(2-chloroethyl)ether | ND | | ug/kg | 180 | 26. | 1 |
| 2-Chloronaphthalene | ND | | ug/kg | 200 | 19. | 1 |
| 1,2-Dichlorobenzene | ND | | ug/kg | 200 | 35. | 1 |
| 1,3-Dichlorobenzene | ND | | ug/kg | 200 | 34. | 1 |
| 1,4-Dichlorobenzene | ND | | ug/kg | 200 | 34. | 1 |
| 3,3'-Dichlorobenzidine | ND | | ug/kg | 200 | 52. | 1 |
| 2,4-Dinitrotoluene | ND | | ug/kg | 200 | 39. | 1 |
| 2,6-Dinitrotoluene | ND | | ug/kg | 200 | 34. | 1 |
| Fluoranthene | 58 | J | ug/kg | 120 | 22. | 1 |
| 4-Chlorophenyl phenyl ether | ND | | ug/kg | 200 | 21. | 1 |
| 4-Bromophenyl phenyl ether | ND | | ug/kg | 200 | 30. | 1 |
| Bis(2-chloroisopropyl)ether | ND | | ug/kg | 240 | 33. | 1 |
| Bis(2-chloroethoxy)methane | ND | | ug/kg | 210 | 20. | 1 |
| Hexachlorobutadiene | ND | | ug/kg | 200 | 29. | 1 |
| Hexachlorocyclopentadiene | ND | | ug/kg | 560 | 180 | 1 |
| Hexachloroethane | ND | | ug/kg | 160 | 32. | 1 |
| Isophorone | ND | | ug/kg | 180 | 25. | 1 |
| Naphthalene | ND | | ug/kg | 200 | 24. | 1 |
| Nitrobenzene | ND | | ug/kg | 180 | 29. | 1 |
| NDPA/DPA | ND | | ug/kg | 160 | 22. | 1 |
| n-Nitrosodi-n-propylamine | ND | | ug/kg | 200 | 30. | 1 |
| Bis(2-ethylhexyl)phthalate | ND | | ug/kg | 200 | 68. | 1 |
| Butyl benzyl phthalate | ND | | ug/kg | 200 | 49. | 1 |
| Di-n-butylphthalate | ND | | ug/kg | 200 | 37. | 1 |
| Di-n-octylphthalate | ND | | ug/kg | 200 | 67. | 1 |

**Project Name:** PORT CHESTER **Lab Number:** L2232278

**Project Number:** 12166:2B **Report Date:** 07/13/22

## SAMPLE RESULTS

Lab ID: L2232278-12 Date Collected: 06/16/22 13:10

Client ID: SB-14-3.0 Date Received: 06/16/22

Sample Location: NEW YORK Field Prep: Not Specified

Sample Depth:

| Parameter | Result | Qualifier | Units | RL | MDL | Dilution Factor |
|---|---|---|---|---|---|---|
| Semivolatile Organics by GC/MS - Westborough Lab | | | | | | |
| Diethyl phthalate | ND | | ug/kg | 200 | 18. | 1 |
| Dimethyl phthalate | ND | | ug/kg | 200 | 41. | 1 |
| Benzo(a)anthracene | 33 | J | ug/kg | 120 | 22. | 1 |
| Benzo(a)pyrene | ND | | ug/kg | 160 | 48. | 1 |
| Benzo(b)fluoranthene | 36 | J | ug/kg | 120 | 33. | 1 |
| Benzo(k)fluoranthene | ND | | ug/kg | 120 | 31. | 1 |
| Chrysene | 32 | J | ug/kg | 120 | 20. | 1 |
| Acenaphthylene | ND | | ug/kg | 160 | 30. | 1 |
| Anthracene | ND | | ug/kg | 120 | 38. | 1 |
| Benzo(ghi)perylene | ND | | ug/kg | 160 | 23. | 1 |
| Fluorene | ND | | ug/kg | 200 | 19. | 1 |
| Phenanthrene | 32 | J | ug/kg | 120 | 24. | 1 |
| Dibenzo(a,h)anthracene | ND | | ug/kg | 120 | 23. | 1 |
| Indeno(1,2,3-cd)pyrene | ND | | ug/kg | 160 | 27. | 1 |
| Pyrene | 58 | J | ug/kg | 120 | 19. | 1 |
| Biphenyl | ND | | ug/kg | 450 | 25. | 1 |
| 4-Chloroaniline | ND | | ug/kg | 200 | 36. | 1 |
| 2-Nitroaniline | ND | | ug/kg | 200 | 38. | 1 |
| 3-Nitroaniline | ND | | ug/kg | 200 | 37. | 1 |
| 4-Nitroaniline | ND | | ug/kg | 200 | 81. | 1 |
| Dibenzofuran | ND | | ug/kg | 200 | 18. | 1 |
| 2-Methylnaphthalene | ND | | ug/kg | 240 | 24. | 1 |
| 1,2,4,5-Tetrachlorobenzene | ND | | ug/kg | 200 | 20. | 1 |
| Acetophenone | ND | | ug/kg | 200 | 24. | 1 |
| 2,4,6-Trichlorophenol | ND | | ug/kg | 120 | 37. | 1 |
| p-Chloro-m-cresol | ND | | ug/kg | 200 | 29. | 1 |
| 2-Chlorophenol | ND | | ug/kg | 200 | 23. | 1 |
| 2,4-Dichlorophenol | ND | | ug/kg | 180 | 32. | 1 |
| 2,4-Dimethylphenol | ND | | ug/kg | 200 | 65. | 1 |
| 2-Nitrophenol | ND | | ug/kg | 420 | 74. | 1 |
| 4-Nitrophenol | ND | | ug/kg | 270 | 80. | 1 |
| 2,4-Dinitrophenol | ND | | ug/kg | 940 | 91. | 1 |
| 4,6-Dinitro-o-cresol | ND | | ug/kg | 510 | 94. | 1 |
| Pentachlorophenol | ND | | ug/kg | 160 | 43. | 1 |
| Phenol | ND | | ug/kg | 200 | 30. | 1 |
| 2-Methylphenol | ND | | ug/kg | 200 | 30. | 1 |
| 3-Methylphenol/4-Methylphenol | ND | | ug/kg | 280 | 31. | 1 |

**Project Name:** PORT CHESTER **Lab Number:** L2232278

**Project Number:** 12166:2B **Report Date:** 07/13/22

## SAMPLE RESULTS

Lab ID: L2232278-12 Date Collected: 06/16/22 13:10

Client ID: SB-14-3.0 Date Received: 06/16/22

Sample Location: NEW YORK Field Prep: Not Specified

Sample Depth:

| Parameter | Result | Qualifier | Units | RL | MDL | Dilution Factor |
|---|---|---|---|---|---|---|
| **Semivolatile Organics by GC/MS - Westborough Lab** | | | | | | |
| 2,4,5-Trichlorophenol | ND | | ug/kg | 200 | 38. | 1 |
| Benzoic Acid | ND | | ug/kg | 640 | 200 | 1 |
| Benzyl Alcohol | ND | | ug/kg | 200 | 60. | 1 |
| Carbazole | ND | | ug/kg | 200 | 19. | 1 |
| 1,4-Dioxane | ND | | ug/kg | 29 | 9.0 | 1 |

Tentatively Identified Compounds

| | | | |
|---|---|---|---|
| No Tentatively Identified Compounds | ND | ug/kg | 1 |

| Surrogate | % Recovery | Qualifier | Acceptance Criteria |
|---|---|---|---|
| 2-Fluorophenol | 80 | | 25-120 |
| Phenol-d6 | 81 | | 10-120 |
| Nitrobenzene-d5 | 81 | | 23-120 |
| 2-Fluorobiphenyl | 84 | | 30-120 |
| 2,4,6-Tribromophenol | 99 | | 10-136 |
| 4-Terphenyl-d14 | 83 | | 18-120 |

**Project Name:** PORT CHESTER
**Project Number:** 12166:2B

**Lab Number:** L2232278
**Report Date:** 07/13/22

## SAMPLE RESULTS

Lab ID: L2232278-13
Client ID: SB-15-0.5
Sample Location: NEW YORK

Date Collected: 06/16/22 13:15
Date Received: 06/16/22
Field Prep: Not Specified

Sample Depth:
Matrix: Soil
Analytical Method: 1,8270D
Analytical Date: 06/23/22 02:40
Analyst: ALS
Percent Solids: 95%

Extraction Method: EPA 3546
Extraction Date: 06/20/22 21:27

| Parameter | Result | Qualifier | Units | RL | MDL | Dilution Factor |
|---|---|---|---|---|---|---|
| **Semivolatile Organics by GC/MS - Westborough Lab** | | | | | | |
| Acenaphthene | ND | | ug/kg | 140 | 18. | 1 |
| 1,2,4-Trichlorobenzene | ND | | ug/kg | 170 | 20. | 1 |
| Hexachlorobenzene | ND | | ug/kg | 100 | 20. | 1 |
| Bis(2-chloroethyl)ether | ND | | ug/kg | 160 | 24. | 1 |
| 2-Chloronaphthalene | ND | | ug/kg | 170 | 17. | 1 |
| 1,2-Dichlorobenzene | ND | | ug/kg | 170 | 31. | 1 |
| 1,3-Dichlorobenzene | ND | | ug/kg | 170 | 30. | 1 |
| 1,4-Dichlorobenzene | ND | | ug/kg | 170 | 30. | 1 |
| 3,3'-Dichlorobenzidine | ND | | ug/kg | 170 | 46. | 1 |
| 2,4-Dinitrotoluene | ND | | ug/kg | 170 | 35. | 1 |
| 2,6-Dinitrotoluene | ND | | ug/kg | 170 | 30. | 1 |
| Fluoranthene | 23 | J | ug/kg | 100 | 20. | 1 |
| 4-Chlorophenyl phenyl ether | ND | | ug/kg | 170 | 19. | 1 |
| 4-Bromophenyl phenyl ether | ND | | ug/kg | 170 | 27. | 1 |
| Bis(2-chloroisopropyl)ether | ND | | ug/kg | 210 | 30. | 1 |
| Bis(2-chloroethoxy)methane | ND | | ug/kg | 190 | 18. | 1 |
| Hexachlorobutadiene | ND | | ug/kg | 170 | 26. | 1 |
| Hexachlorocyclopentadiene | ND | | ug/kg | 500 | 160 | 1 |
| Hexachloroethane | ND | | ug/kg | 140 | 28. | 1 |
| Isophorone | ND | | ug/kg | 160 | 23. | 1 |
| Naphthalene | ND | | ug/kg | 170 | 21. | 1 |
| Nitrobenzene | ND | | ug/kg | 160 | 26. | 1 |
| NDPA/DPA | ND | | ug/kg | 140 | 20. | 1 |
| n-Nitrosodi-n-propylamine | ND | | ug/kg | 170 | 27. | 1 |
| Bis(2-ethylhexyl)phthalate | ND | | ug/kg | 170 | 60. | 1 |
| Butyl benzyl phthalate | ND | | ug/kg | 170 | 44. | 1 |
| Di-n-butylphthalate | ND | | ug/kg | 170 | 33. | 1 |
| Di-n-octylphthalate | ND | | ug/kg | 170 | 59. | 1 |

**Project Name:** PORT CHESTER **Lab Number:** L2232278

**Project Number:** 12166:2B **Report Date:** 07/13/22

## SAMPLE RESULTS

Lab ID: L2232278-13 Date Collected: 06/16/22 13:15

Client ID: SB-15-0.5 Date Received: 06/16/22

Sample Location: NEW YORK Field Prep: Not Specified

Sample Depth:

| Parameter | Result | Qualifier | Units | RL | MDL | Dilution Factor |
|---|---|---|---|---|---|---|
| Semivolatile Organics by GC/MS - Westborough Lab | | | | | | |
| Diethyl phthalate | ND | | ug/kg | 170 | 16. | 1 |
| Dimethyl phthalate | ND | | ug/kg | 170 | 37. | 1 |
| Benzo(a)anthracene | ND | | ug/kg | 100 | 20. | 1 |
| Benzo(a)pyrene | ND | | ug/kg | 140 | 43. | 1 |
| Benzo(b)fluoranthene | ND | | ug/kg | 100 | 29. | 1 |
| Benzo(k)fluoranthene | ND | | ug/kg | 100 | 28. | 1 |
| Chrysene | ND | | ug/kg | 100 | 18. | 1 |
| Acenaphthylene | ND | | ug/kg | 140 | 27. | 1 |
| Anthracene | ND | | ug/kg | 100 | 34. | 1 |
| Benzo(ghi)perylene | ND | | ug/kg | 140 | 20. | 1 |
| Fluorene | ND | | ug/kg | 170 | 17. | 1 |
| Phenanthrene | ND | | ug/kg | 100 | 21. | 1 |
| Dibenzo(a,h)anthracene | ND | | ug/kg | 100 | 20. | 1 |
| Indeno(1,2,3-cd)pyrene | ND | | ug/kg | 140 | 24. | 1 |
| Pyrene | 22 | J | ug/kg | 100 | 17. | 1 |
| Biphenyl | ND | | ug/kg | 400 | 23. | 1 |
| 4-Chloroaniline | ND | | ug/kg | 170 | 32. | 1 |
| 2-Nitroaniline | ND | | ug/kg | 170 | 34. | 1 |
| 3-Nitroaniline | ND | | ug/kg | 170 | 33. | 1 |
| 4-Nitroaniline | ND | | ug/kg | 170 | 72. | 1 |
| Dibenzofuran | ND | | ug/kg | 170 | 16. | 1 |
| 2-Methylnaphthalene | ND | | ug/kg | 210 | 21. | 1 |
| 1,2,4,5-Tetrachlorobenzene | ND | | ug/kg | 170 | 18. | 1 |
| Acetophenone | ND | | ug/kg | 170 | 22. | 1 |
| 2,4,6-Trichlorophenol | ND | | ug/kg | 100 | 33. | 1 |
| p-Chloro-m-cresol | ND | | ug/kg | 170 | 26. | 1 |
| 2-Chlorophenol | ND | | ug/kg | 170 | 21. | 1 |
| 2,4-Dichlorophenol | ND | | ug/kg | 160 | 28. | 1 |
| 2,4-Dimethylphenol | ND | | ug/kg | 170 | 58. | 1 |
| 2-Nitrophenol | ND | | ug/kg | 380 | 66. | 1 |
| 4-Nitrophenol | ND | | ug/kg | 240 | 71. | 1 |
| 2,4-Dinitrophenol | ND | | ug/kg | 840 | 81. | 1 |
| 4,6-Dinitro-o-cresol | ND | | ug/kg | 450 | 84. | 1 |
| Pentachlorophenol | ND | | ug/kg | 140 | 38. | 1 |
| Phenol | ND | | ug/kg | 170 | 26. | 1 |
| 2-Methylphenol | ND | | ug/kg | 170 | 27. | 1 |
| 3-Methylphenol/4-Methylphenol | ND | | ug/kg | 250 | 27. | 1 |

**Project Name:** PORT CHESTER **Lab Number:** L2232278

**Project Number:** 12166:2B **Report Date:** 07/13/22

## SAMPLE RESULTS

Lab ID: L2232278-13 Date Collected: 06/16/22 13:15

Client ID: SB-15-0.5 Date Received: 06/16/22

Sample Location: NEW YORK Field Prep: Not Specified

Sample Depth:

| Parameter | Result | Qualifier | Units | RL | MDL | Dilution Factor |
|---|---|---|---|---|---|---|
| **Semivolatile Organics by GC/MS - Westborough Lab** | | | | | | |
| 2,4,5-Trichlorophenol | ND | | ug/kg | 170 | 33. | 1 |
| Benzoic Acid | ND | | ug/kg | 570 | 180 | 1 |
| Benzyl Alcohol | ND | | ug/kg | 170 | 53. | 1 |
| Carbazole | ND | | ug/kg | 170 | 17. | 1 |
| 1,4-Dioxane | ND | | ug/kg | 26 | 8.0 | 1 |

| Tentatively Identified Compounds | | | | | | |
|---|---|---|---|---|---|---|
| No Tentatively Identified Compounds | ND | | ug/kg | | | 1 |

| Surrogate | % Recovery | Qualifier | Acceptance Criteria |
|---|---|---|---|
| 2-Fluorophenol | 67 | | 25-120 |
| Phenol-d6 | 68 | | 10-120 |
| Nitrobenzene-d5 | 63 | | 23-120 |
| 2-Fluorobiphenyl | 66 | | 30-120 |
| 2,4,6-Tribromophenol | 77 | | 10-136 |
| 4-Terphenyl-d14 | 66 | | 18-120 |

**Project Name:** PORT CHESTER
**Project Number:** 12166:2B

**Lab Number:** L2232278
**Report Date:** 07/13/22

## SAMPLE RESULTS

Lab ID: L2232278-14
Client ID: TW-2
Sample Location: NEW YORK

Date Collected: 06/16/22 10:10
Date Received: 06/16/22
Field Prep: Not Specified

Sample Depth:
Matrix: Water
Analytical Method: 1,8270D
Analytical Date: 06/27/22 23:25
Analyst: JG

Extraction Method: EPA 3510C
Extraction Date: 06/22/22 10:24

| Parameter | Result | Qualifier | Units | RL | MDL | Dilution Factor |
|---|---|---|---|---|---|---|
| Semivolatile Organics by GC/MS - Westborough Lab | | | | | | |
| 1,2,4-Trichlorobenzene | ND | | ug/l | 5.0 | 0.50 | 1 |
| Bis(2-chloroethyl)ether | ND | | ug/l | 2.0 | 0.50 | 1 |
| 1,2-Dichlorobenzene | 0.87 | J | ug/l | 2.0 | 0.45 | 1 |
| 1,3-Dichlorobenzene | ND | | ug/l | 2.0 | 0.40 | 1 |
| 1,4-Dichlorobenzene | ND | | ug/l | 2.0 | 0.43 | 1 |
| 3,3'-Dichlorobenzidine | ND | | ug/l | 5.0 | 1.6 | 1 |
| 2,4-Dinitrotoluene | ND | | ug/l | 5.0 | 1.2 | 1 |
| 2,6-Dinitrotoluene | ND | | ug/l | 5.0 | 0.93 | 1 |
| 4-Chlorophenyl phenyl ether | ND | | ug/l | 2.0 | 0.49 | 1 |
| 4-Bromophenyl phenyl ether | ND | | ug/l | 2.0 | 0.38 | 1 |
| Bis(2-chloroisopropyl)ether | ND | | ug/l | 2.0 | 0.53 | 1 |
| Bis(2-chloroethoxy)methane | ND | | ug/l | 5.0 | 0.50 | 1 |
| Hexachlorocyclopentadiene | ND | | ug/l | 20 | 0.69 | 1 |
| Isophorone | ND | | ug/l | 5.0 | 1.2 | 1 |
| Nitrobenzene | ND | | ug/l | 2.0 | 0.77 | 1 |
| NDPA/DPA | ND | | ug/l | 2.0 | 0.42 | 1 |
| n-Nitrosodi-n-propylamine | ND | | ug/l | 5.0 | 0.64 | 1 |
| Bis(2-ethylhexyl)phthalate | ND | | ug/l | 3.0 | 1.5 | 1 |
| Butyl benzyl phthalate | ND | | ug/l | 5.0 | 1.2 | 1 |
| Di-n-butylphthalate | ND | | ug/l | 5.0 | 0.39 | 1 |
| Di-n-octylphthalate | ND | | ug/l | 5.0 | 1.3 | 1 |
| Diethyl phthalate | ND | | ug/l | 5.0 | 0.38 | 1 |
| Dimethyl phthalate | ND | | ug/l | 5.0 | 1.8 | 1 |
| Biphenyl | ND | | ug/l | 2.0 | 0.46 | 1 |
| 4-Chloroaniline | ND | | ug/l | 5.0 | 1.1 | 1 |
| 2-Nitroaniline | ND | | ug/l | 5.0 | 0.50 | 1 |
| 3-Nitroaniline | ND | | ug/l | 5.0 | 0.81 | 1 |
| 4-Nitroaniline | ND | | ug/l | 5.0 | 0.80 | 1 |

**Project Name:** PORT CHESTER **Lab Number:** L2232278

**Project Number:** 12166:2B **Report Date:** 07/13/22

## SAMPLE RESULTS

Lab ID: L2232278-14 Date Collected: 06/16/22 10:10

Client ID: TW-2 Date Received: 06/16/22

Sample Location: NEW YORK Field Prep: Not Specified

Sample Depth:

| Parameter | Result | Qualifier | Units | RL | MDL | Dilution Factor |
|---|---|---|---|---|---|---|
| Semivolatile Organics by GC/MS - Westborough Lab | | | | | | |
| Dibenzofuran | 3.4 | | ug/l | 2.0 | 0.50 | 1 |
| 1,2,4,5-Tetrachlorobenzene | ND | | ug/l | 10 | 0.44 | 1 |
| Acetophenone | ND | | ug/l | 5.0 | 0.53 | 1 |
| 2,4,6-Trichlorophenol | ND | | ug/l | 5.0 | 0.61 | 1 |
| p-Chloro-m-cresol | ND | | ug/l | 2.0 | 0.35 | 1 |
| 2-Chlorophenol | ND | | ug/l | 2.0 | 0.48 | 1 |
| 2,4-Dichlorophenol | ND | | ug/l | 5.0 | 0.41 | 1 |
| 2,4-Dimethylphenol | ND | | ug/l | 5.0 | 1.8 | 1 |
| 2-Nitrophenol | ND | | ug/l | 10 | 0.85 | 1 |
| 4-Nitrophenol | ND | | ug/l | 10 | 0.67 | 1 |
| 2,4-Dinitrophenol | ND | | ug/l | 20 | 6.6 | 1 |
| 4,6-Dinitro-o-cresol | ND | | ug/l | 10 | 1.8 | 1 |
| Phenol | ND | | ug/l | 5.0 | 0.57 | 1 |
| 2-Methylphenol | ND | | ug/l | 5.0 | 0.49 | 1 |
| 3-Methylphenol/4-Methylphenol | ND | | ug/l | 5.0 | 0.48 | 1 |
| 2,4,5-Trichlorophenol | ND | | ug/l | 5.0 | 0.77 | 1 |
| Benzoic Acid | ND | | ug/l | 50 | 2.6 | 1 |
| Benzyl Alcohol | ND | | ug/l | 2.0 | 0.59 | 1 |
| Carbazole | ND | | ug/l | 2.0 | 0.49 | 1 |

**Project Name:** PORT CHESTER **Lab Number:** L2232278

**Project Number:** 12166:2B **Report Date:** 07/13/22

## SAMPLE RESULTS

Lab ID: L2232278-14 Date Collected: 06/16/22 10:10

Client ID: TW-2 Date Received: 06/16/22

Sample Location: NEW YORK Field Prep: Not Specified

Sample Depth:

| Parameter | Result | Qualifier | Units | RL | MDL | Dilution Factor |
|---|---|---|---|---|---|---|
| Semivolatile Organics by GC/MS - Westborough Lab | | | | | | |
| Tentatively Identified Compounds | | | | | | |
| Total TIC Compounds | 287 | J | ug/l | | | 1 |
| Unknown Alkane | 36.6 | J | ug/l | | | 1 |
| Unknown Alkane | 14.5 | J | ug/l | | | 1 |
| Unknown | 14.5 | J | ug/l | | | 1 |
| Unknown | 15.8 | J | ug/l | | | 1 |
| Unknown | 17.7 | J | ug/l | | | 1 |
| Unknown | 22.4 | J | ug/l | | | 1 |
| Unknown Alkane | 19.4 | J | ug/l | | | 1 |
| Unknown Alkane | 27.0 | J | ug/l | | | 1 |
| Unknown | 12.9 | J | ug/l | | | 1 |
| Unknown | 15.9 | J | ug/l | | | 1 |
| Unknown PAH | 24.3 | J | ug/l | | | 1 |
| Unknown | 15.9 | J | ug/l | | | 1 |
| Unknown Alkane | 14.6 | J | ug/l | | | 1 |
| Unknown Alkane | 15.0 | J | ug/l | | | 1 |
| Unknown | 20.6 | J | ug/l | | | 1 |

| Surrogate | % Recovery | Qualifier | Acceptance Criteria |
|---|---|---|---|
| 2-Fluorophenol | 44 | | 21-120 |
| Phenol-d6 | 40 | | 10-120 |
| Nitrobenzene-d5 | 60 | | 23-120 |
| 2-Fluorobiphenyl | 89 | | 15-120 |
| 2,4,6-Tribromophenol | 58 | | 10-120 |
| 4-Terphenyl-d14 | 53 | | 41-149 |

**Project Name:** PORT CHESTER
**Project Number:** 12166:2B

**Lab Number:** L2232278
**Report Date:** 07/13/22

## SAMPLE RESULTS

Lab ID: L2232278-14
Client ID: TW-2
Sample Location: NEW YORK

Sample Depth:
Matrix: Water
Analytical Method: 1,8270D-SIM
Analytical Date: 06/27/22 22:02
Analyst: DB

Date Collected: 06/16/22 10:10
Date Received: 06/16/22
Field Prep: Not Specified

Extraction Method: EPA 3510C
Extraction Date: 06/23/22 20:00

| Parameter | Result | Qualifier | Units | RL | MDL | Dilution Factor |
|---|---|---|---|---|---|---|
| 1,4 Dioxane by 8270E-SIM - Mansfield Lab | | | | | | |
| 1,4-Dioxane | 158. | J | ng/l | 188 | 42.4 | 1 |

| Surrogate | % Recovery | Qualifier | Acceptance Criteria |
|---|---|---|---|
| 1,4-Dioxane-d8 | 33 | | 15-110 |

**Project Name:** PORT CHESTER
**Project Number:** 12166:2B

**Lab Number:** L2232278
**Report Date:** 07/13/22

## SAMPLE RESULTS

Lab ID: L2232278-14
Client ID: TW-2
Sample Location: NEW YORK

Date Collected: 06/16/22 10:10
Date Received: 06/16/22
Field Prep: Not Specified

Sample Depth:
Matrix: Water
Analytical Method: 134,LCMSMS-ID
Analytical Date: 07/07/22 16:53
Analyst: MP

Extraction Method: ALPHA 23528
Extraction Date: 06/24/22 03:57

| Parameter | Result | Qualifier | Units | RL | MDL | Dilution Factor |
|---|---|---|---|---|---|---|
| **Perfluorinated Alkyl Acids by Isotope Dilution - Mansfield Lab** | | | | | | |
| Perfluorobutanoic Acid (PFBA) | 24.5 | | ng/l | 1.77 | 0.361 | 1 |
| Perfluoropentanoic Acid (PFPeA) | 42.4 | | ng/l | 1.77 | 0.351 | 1 |
| Perfluorobutanesulfonic Acid (PFBS) | 10.9 | | ng/l | 1.77 | 0.211 | 1 |
| Perfluorohexanoic Acid (PFHxA) | 35.6 | | ng/l | 1.77 | 0.290 | 1 |
| Perfluoroheptanoic Acid (PFHpA) | 17.6 | | ng/l | 1.77 | 0.199 | 1 |
| Perfluorohexanesulfonic Acid (PFHxS) | 5.10 | | ng/l | 1.77 | 0.333 | 1 |
| Perfluorooctanoic Acid (PFOA) | 40.2 | | ng/l | 1.77 | 0.209 | 1 |
| 1H,1H,2H,2H-Perfluorooctanesulfonic Acid (6:2FTS) | 7.77 | | ng/l | 1.77 | 1.18 | 1 |
| Perfluoroheptanesulfonic Acid (PFHpS) | ND | | ng/l | 1.77 | 0.609 | 1 |
| Perfluorononanoic Acid (PFNA) | 3.13 | | ng/l | 1.77 | 0.276 | 1 |
| Perfluorooctanesulfonic Acid (PFOS) | 15.6 | | ng/l | 1.77 | 0.446 | 1 |
| Perfluorodecanoic Acid (PFDA) | 2.22 | | ng/l | 1.77 | 0.269 | 1 |
| 1H,1H,2H,2H-Perfluorodecanesulfonic Acid (8:2FTS) | ND | | ng/l | 1.77 | 1.07 | 1 |
| N-Methyl Perfluorooctanesulfonamidoacetic Acid (NMeFOSAA) | ND | | ng/l | 1.77 | 0.574 | 1 |
| Perfluoroundecanoic Acid (PFUnA) | ND | | ng/l | 1.77 | 0.230 | 1 |
| Perfluorodecanesulfonic Acid (PFDS) | ND | | ng/l | 1.77 | 0.868 | 1 |
| Perfluorooctanesulfonamide (FOSA) | ND | | ng/l | 1.77 | 0.514 | 1 |
| N-Ethyl Perfluorooctanesulfonamidoacetic Acid (NEtFOSAA) | ND | | ng/l | 1.77 | 0.712 | 1 |
| Perfluorododecanoic Acid (PFDoA) | ND | | ng/l | 1.77 | 0.329 | 1 |
| Perfluorotridecanoic Acid (PFTrDA) | ND | | ng/l | 1.77 | 0.290 | 1 |
| Perfluorotetradecanoic Acid (PFTA) | ND | | ng/l | 1.77 | 0.220 | 1 |
| PFOA/PFOS, Total | 55.8 | | ng/l | 1.77 | 0.209 | 1 |

**Project Name:** PORT CHESTER **Lab Number:** L2232278

**Project Number:** 12166:2B **Report Date:** 07/13/22

## SAMPLE RESULTS

Lab ID: L2232278-14 Date Collected: 06/16/22 10:10

Client ID: TW-2 Date Received: 06/16/22

Sample Location: NEW YORK Field Prep: Not Specified

Sample Depth:

| Parameter | Result | Qualifier | Units | RL | MDL | Dilution Factor |
|---|---|---|---|---|---|---|

Perfluorinated Alkyl Acids by Isotope Dilution - Mansfield Lab

| Surrogate (Extracted Internal Standard) | % Recovery | Qualifier | Acceptance Criteria |
|---|---|---|---|
| Perfluoro[13C4]Butanoic Acid (MPFBA) | 84 | | 58-132 |
| Perfluoro[13C5]Pentanoic Acid (M5PFPEA) | 84 | | 62-163 |
| Perfluoro[2,3,4-13C3]Butanesulfonic Acid (M3PFBS) | 76 | | 70-131 |
| Perfluoro[1,2,3,4,6-13C5]Hexanoic Acid (M5PFHxA) | 62 | | 57-129 |
| Perfluoro[1,2,3,4-13C4]Heptanoic Acid (M4PFHpA) | 70 | | 60-129 |
| Perfluoro[1,2,3-13C3]Hexanesulfonic Acid (M3PFHxS) | 78 | | 71-134 |
| Perfluoro[13C8]Octanoic Acid (M8PFOA) | 84 | | 62-129 |
| 1H,1H,2H,2H-Perfluoro[1,2-13C2]Octanesulfonic Acid (M2-6:2FTS) | **232** | Q | 14-147 |
| Perfluoro[13C9]Nonanoic Acid (M9PFNA) | 96 | | 59-139 |
| Perfluoro[13C8]Octanesulfonic Acid (M8PFOS) | 90 | | 69-131 |
| Perfluoro[1,2,3,4,5,6-13C6]Decanoic Acid (M6PFDA) | 76 | | 62-124 |
| 1H,1H,2H,2H-Perfluoro[1,2-13C2]Decanesulfonic Acid (M2-8:2FTS) | **265** | Q | 10-162 |
| N-Deuteriomethylperfluoro-1-octanesulfonamidoacetic Acid (d3-NMeFOSAA) | 58 | | 24-116 |
| Perfluoro[1,2,3,4,5,6,7-13C7]Undecanoic Acid (M7-PFUDA) | 57 | | 55-137 |
| Perfluoro[13C8]Octanesulfonamide (M8FOSA) | 21 | | 10-112 |
| N-Deuterioethylperfluoro-1-octanesulfonamidoacetic Acid (d5-NEtFOSAA) | 67 | | 27-126 |
| Perfluoro[1,2-13C2]Dodecanoic Acid (MPFDOA) | **47** | Q | 48-131 |
| Perfluoro[1,2-13C2]Tetradecanoic Acid (M2PFTEDA) | 58 | | 22-136 |

**Project Name:** PORT CHESTER
**Project Number:** 12166:2B

**Lab Number:** L2232278
**Report Date:** 07/13/22

## SAMPLE RESULTS

Lab ID: L2232278-14 D
Client ID: TW-2
Sample Location: NEW YORK

Sample Depth:
Matrix: Water
Analytical Method: 1,8270D-SIM
Analytical Date: 06/27/22 14:29
Analyst: DV

Date Collected: 06/16/22 10:10
Date Received: 06/16/22
Field Prep: Not Specified

Extraction Method: EPA 3510C
Extraction Date: 06/22/22 10:26

| Parameter | Result | Qualifier | Units | RL | MDL | Dilution Factor |
|---|---|---|---|---|---|---|
| Semivolatile Organics by GC/MS-SIM - Westborough Lab | | | | | | |
| Acenaphthene | 9.0 | | ug/l | 0.50 | 0.07 | 5 |
| 2-Chloronaphthalene | 4.2 | | ug/l | 1.0 | 0.09 | 5 |
| Fluoranthene | 46 | | ug/l | 0.50 | 0.10 | 5 |
| Hexachlorobutadiene | ND | | ug/l | 2.5 | 0.23 | 5 |
| Naphthalene | 2.0 | | ug/l | 0.50 | 0.24 | 5 |
| Benzo(a)anthracene | 40 | | ug/l | 0.50 | 0.10 | 5 |
| Benzo(a)pyrene | 26 | | ug/l | 0.50 | 0.08 | 5 |
| Benzo(b)fluoranthene | 17 | | ug/l | 0.50 | 0.06 | 5 |
| Benzo(k)fluoranthene | 2.1 | | ug/l | 0.50 | 0.04 | 5 |
| Chrysene | 72 | | ug/l | 0.50 | 0.06 | 5 |
| Acenaphthylene | 6.1 | | ug/l | 0.50 | 0.06 | 5 |
| Anthracene | 110 | | ug/l | 0.50 | 0.07 | 5 |
| Benzo(ghi)perylene | 28 | | ug/l | 0.50 | 0.07 | 5 |
| Fluorene | 35 | | ug/l | 0.50 | 0.07 | 5 |
| Phenanthrene | 5.5 | | ug/l | 0.50 | 0.12 | 5 |
| Dibenzo(a,h)anthracene | 2.7 | | ug/l | 0.50 | 0.06 | 5 |
| Indeno(1,2,3-cd)pyrene | 7.0 | | ug/l | 0.50 | 0.06 | 5 |
| Pyrene | 280 | | ug/l | 0.50 | 0.10 | 5 |
| 2-Methylnaphthalene | 3.0 | | ug/l | 0.50 | 0.11 | 5 |
| Pentachlorophenol | ND | | ug/l | 4.0 | 0.07 | 5 |
| Hexachlorobenzene | ND | | ug/l | 4.0 | 0.05 | 5 |
| Hexachloroethane | ND | | ug/l | 4.0 | 0.32 | 5 |

**Project Name:** PORT CHESTER **Lab Number:** L2232278

**Project Number:** 12166:2B **Report Date:** 07/13/22

## SAMPLE RESULTS

Lab ID: L2232278-14 D Date Collected: 06/16/22 10:10

Client ID: TW-2 Date Received: 06/16/22

Sample Location: NEW YORK Field Prep: Not Specified

Sample Depth:

| Parameter | Result | Qualifier | Units | RL | MDL | Dilution Factor |
|---|---|---|---|---|---|---|

Semivolatile Organics by GC/MS-SIM - Westborough Lab

| Surrogate | % Recovery | Qualifier | Acceptance Criteria |
|---|---|---|---|
| 2-Fluorophenol | 59 | | 21-120 |
| Phenol-d6 | 60 | | 10-120 |
| Nitrobenzene-d5 | **134** | Q | 23-120 |
| 2-Fluorobiphenyl | 118 | | 15-120 |
| 2,4,6-Tribromophenol | **122** | Q | 10-120 |
| 4-Terphenyl-d14 | 138 | | 41-149 |

**Project Name:** PORT CHESTER
**Project Number:** 12166:2B

**Lab Number:** L2232278
**Report Date:** 07/13/22

## SAMPLE RESULTS

Lab ID: L2232278-15
Client ID: TW-3
Sample Location: NEW YORK

Date Collected: 06/16/22 10:35
Date Received: 06/16/22
Field Prep: Not Specified

Sample Depth:
Matrix: Water
Analytical Method: 1,8270D
Analytical Date: 06/27/22 23:49
Analyst: JG

Extraction Method: EPA 3510C
Extraction Date: 06/22/22 10:24

| Parameter | Result | Qualifier | Units | RL | MDL | Dilution Factor |
|---|---|---|---|---|---|---|
| Semivolatile Organics by GC/MS - Westborough Lab | | | | | | |
| 1,2,4-Trichlorobenzene | ND | | ug/l | 5.0 | 0.50 | 1 |
| Bis(2-chloroethyl)ether | ND | | ug/l | 2.0 | 0.50 | 1 |
| 1,2-Dichlorobenzene | ND | | ug/l | 2.0 | 0.45 | 1 |
| 1,3-Dichlorobenzene | ND | | ug/l | 2.0 | 0.40 | 1 |
| 1,4-Dichlorobenzene | ND | | ug/l | 2.0 | 0.43 | 1 |
| 3,3'-Dichlorobenzidine | ND | | ug/l | 5.0 | 1.6 | 1 |
| 2,4-Dinitrotoluene | ND | | ug/l | 5.0 | 1.2 | 1 |
| 2,6-Dinitrotoluene | ND | | ug/l | 5.0 | 0.93 | 1 |
| 4-Chlorophenyl phenyl ether | ND | | ug/l | 2.0 | 0.49 | 1 |
| 4-Bromophenyl phenyl ether | ND | | ug/l | 2.0 | 0.38 | 1 |
| Bis(2-chloroisopropyl)ether | ND | | ug/l | 2.0 | 0.53 | 1 |
| Bis(2-chloroethoxy)methane | ND | | ug/l | 5.0 | 0.50 | 1 |
| Hexachlorocyclopentadiene | ND | | ug/l | 20 | 0.69 | 1 |
| Isophorone | ND | | ug/l | 5.0 | 1.2 | 1 |
| Nitrobenzene | ND | | ug/l | 2.0 | 0.77 | 1 |
| NDPA/DPA | ND | | ug/l | 2.0 | 0.42 | 1 |
| n-Nitrosodi-n-propylamine | ND | | ug/l | 5.0 | 0.64 | 1 |
| Bis(2-ethylhexyl)phthalate | 1.8 | J | ug/l | 3.0 | 1.5 | 1 |
| Butyl benzyl phthalate | ND | | ug/l | 5.0 | 1.2 | 1 |
| Di-n-butylphthalate | ND | | ug/l | 5.0 | 0.39 | 1 |
| Di-n-octylphthalate | ND | | ug/l | 5.0 | 1.3 | 1 |
| Diethyl phthalate | ND | | ug/l | 5.0 | 0.38 | 1 |
| Dimethyl phthalate | ND | | ug/l | 5.0 | 1.8 | 1 |
| Biphenyl | ND | | ug/l | 2.0 | 0.46 | 1 |
| 4-Chloroaniline | ND | | ug/l | 5.0 | 1.1 | 1 |
| 2-Nitroaniline | ND | | ug/l | 5.0 | 0.50 | 1 |
| 3-Nitroaniline | ND | | ug/l | 5.0 | 0.81 | 1 |
| 4-Nitroaniline | ND | | ug/l | 5.0 | 0.80 | 1 |

**Project Name:** PORT CHESTER **Lab Number:** L2232278

**Project Number:** 12166:2B **Report Date:** 07/13/22

## SAMPLE RESULTS

Lab ID: L2232278-15 Date Collected: 06/16/22 10:35

Client ID: TW-3 Date Received: 06/16/22

Sample Location: NEW YORK Field Prep: Not Specified

Sample Depth:

| Parameter | Result | Qualifier | Units | RL | MDL | Dilution Factor |
|---|---|---|---|---|---|---|
| Semivolatile Organics by GC/MS - Westborough Lab | | | | | | |
| Dibenzofuran | 0.53 | J | ug/l | 2.0 | 0.50 | 1 |
| 1,2,4,5-Tetrachlorobenzene | ND | | ug/l | 10 | 0.44 | 1 |
| Acetophenone | ND | | ug/l | 5.0 | 0.53 | 1 |
| 2,4,6-Trichlorophenol | ND | | ug/l | 5.0 | 0.61 | 1 |
| p-Chloro-m-cresol | ND | | ug/l | 2.0 | 0.35 | 1 |
| 2-Chlorophenol | ND | | ug/l | 2.0 | 0.48 | 1 |
| 2,4-Dichlorophenol | ND | | ug/l | 5.0 | 0.41 | 1 |
| 2,4-Dimethylphenol | ND | | ug/l | 5.0 | 1.8 | 1 |
| 2-Nitrophenol | ND | | ug/l | 10 | 0.85 | 1 |
| 4-Nitrophenol | ND | | ug/l | 10 | 0.67 | 1 |
| 2,4-Dinitrophenol | ND | | ug/l | 20 | 6.6 | 1 |
| 4,6-Dinitro-o-cresol | ND | | ug/l | 10 | 1.8 | 1 |
| Phenol | ND | | ug/l | 5.0 | 0.57 | 1 |
| 2-Methylphenol | ND | | ug/l | 5.0 | 0.49 | 1 |
| 3-Methylphenol/4-Methylphenol | ND | | ug/l | 5.0 | 0.48 | 1 |
| 2,4,5-Trichlorophenol | ND | | ug/l | 5.0 | 0.77 | 1 |
| Benzoic Acid | 9.1 | J | ug/l | 50 | 2.6 | 1 |
| Benzyl Alcohol | ND | | ug/l | 2.0 | 0.59 | 1 |
| Carbazole | 1.1 | J | ug/l | 2.0 | 0.49 | 1 |

**Project Name:** PORT CHESTER **Lab Number:** L2232278

**Project Number:** 12166:2B **Report Date:** 07/13/22

## SAMPLE RESULTS

Lab ID: L2232278-15 Date Collected: 06/16/22 10:35

Client ID: TW-3 Date Received: 06/16/22

Sample Location: NEW YORK Field Prep: Not Specified

Sample Depth:

| Parameter | Result | Qualifier | Units | RL | MDL | Dilution Factor |
|---|---|---|---|---|---|---|
| Semivolatile Organics by GC/MS - Westborough Lab | | | | | | |
| Tentatively Identified Compounds | | | | | | |
| Total TIC Compounds | 306 | J | ug/l | | | 1 |
| Unknown | 9.74 | J | ug/l | | | 1 |
| Unknown | 10.5 | JB | ug/l | | | 1 |
| Unknown | 27.6 | J | ug/l | | | 1 |
| Unknown | 8.69 | J | ug/l | | | 1 |
| Unknown | 9.60 | J | ug/l | | | 1 |
| Unknown Alkane | 10.8 | J | ug/l | | | 1 |
| Unknown Alkane | 27.7 | J | ug/l | | | 1 |
| Unknown Alkane | 24.1 | J | ug/l | | | 1 |
| Unknown Alkane | 9.45 | J | ug/l | | | 1 |
| Unknown Amide | 18.4 | J | ug/l | | | 1 |
| Unknown Organic Acid | 9.71 | J | ug/l | | | 1 |
| Unknown Organic Acid | 8.11 | J | ug/l | | | 1 |
| Unknown Organic Acid | 44.8 | J | ug/l | | | 1 |
| Unknown Organic Acid | 68.9 | J | ug/l | | | 1 |
| Unknown PAH | 17.4 | J | ug/l | | | 1 |

| Surrogate | % Recovery | Qualifier | Acceptance Criteria |
|---|---|---|---|
| 2-Fluorophenol | **2** | Q | 21-120 |
| Phenol-d6 | **1** | Q | 10-120 |
| Nitrobenzene-d5 | 78 | | 23-120 |
| 2-Fluorobiphenyl | 65 | | 15-120 |
| 2,4,6-Tribromophenol | 40 | | 10-120 |
| 4-Terphenyl-d14 | 46 | | 41-149 |

**Project Name:** PORT CHESTER
**Project Number:** 12166:2B

**Lab Number:** L2232278
**Report Date:** 07/13/22

## SAMPLE RESULTS

Lab ID: L2232278-15
Client ID: TW-3
Sample Location: NEW YORK

Date Collected: 06/16/22 10:35
Date Received: 06/16/22
Field Prep: Not Specified

Sample Depth:
Matrix: Water
Analytical Method: 1,8270D-SIM
Analytical Date: 06/27/22 15:19
Analyst: DB

Extraction Method: EPA 3510C
Extraction Date: 06/23/22 20:00

| Parameter | Result | Qualifier | Units | RL | MDL | Dilution Factor |
|---|---|---|---|---|---|---|
| 1,4 Dioxane by 8270E-SIM - Mansfield Lab | | | | | | |
| 1,4-Dioxane | ND | | ng/l | 160 | 36.1 | 1 |

| Surrogate | % Recovery | Qualifier | Acceptance Criteria |
|---|---|---|---|
| 1,4-Dioxane-d8 | 49 | | 15-110 |

**Project Name:** PORT CHESTER
**Project Number:** 12166:2B

**Lab Number:** L2232278
**Report Date:** 07/13/22

## SAMPLE RESULTS

Lab ID: L2232278-15
Client ID: TW-3
Sample Location: NEW YORK

Date Collected: 06/16/22 10:35
Date Received: 06/16/22
Field Prep: Not Specified

Sample Depth:
Matrix: Water
Analytical Method: 134,LCMSMS-ID
Analytical Date: 07/07/22 17:09
Analyst: MP

Extraction Method: ALPHA 23528
Extraction Date: 06/24/22 03:57

| Parameter | Result | Qualifier | Units | RL | MDL | Dilution Factor |
|---|---|---|---|---|---|---|
| **Perfluorinated Alkyl Acids by Isotope Dilution - Mansfield Lab** | | | | | | |
| Perfluorobutanoic Acid (PFBA) | 14.0 | | ng/l | 2.20 | 0.449 | 1 |
| Perfluoropentanoic Acid (PFPeA) | 17.5 | | ng/l | 2.20 | 0.436 | 1 |
| Perfluorobutanesulfonic Acid (PFBS) | 14.8 | | ng/l | 2.20 | 0.262 | 1 |
| Perfluorohexanoic Acid (PFHxA) | 12.7 | | ng/l | 2.20 | 0.361 | 1 |
| Perfluoroheptanoic Acid (PFHpA) | 6.57 | | ng/l | 2.20 | 0.248 | 1 |
| Perfluorohexanesulfonic Acid (PFHxS) | 4.27 | | ng/l | 2.20 | 0.414 | 1 |
| Perfluorooctanoic Acid (PFOA) | 28.3 | | ng/l | 2.20 | 0.260 | 1 |
| 1H,1H,2H,2H-Perfluorooctanesulfonic Acid (6:2FTS) | 18.2 | | ng/l | 2.20 | 1.46 | 1 |
| Perfluoroheptanesulfonic Acid (PFHpS) | ND | | ng/l | 2.20 | 0.757 | 1 |
| Perfluorononanoic Acid (PFNA) | 5.12 | | ng/l | 2.20 | 0.343 | 1 |
| Perfluorooctanesulfonic Acid (PFOS) | 67.9 | | ng/l | 2.20 | 0.554 | 1 |
| Perfluorodecanoic Acid (PFDA) | 11.6 | | ng/l | 2.20 | 0.334 | 1 |
| 1H,1H,2H,2H-Perfluorodecanesulfonic Acid (8:2FTS) | ND | | ng/l | 2.20 | 1.33 | 1 |
| N-Methyl Perfluorooctanesulfonamidoacetic Acid (NMeFOSAA) | ND | | ng/l | 2.20 | 0.713 | 1 |
| Perfluoroundecanoic Acid (PFUnA) | 1.68 | JF | ng/l | 2.20 | 0.286 | 1 |
| Perfluorodecanesulfonic Acid (PFDS) | ND | | ng/l | 2.20 | 1.08 | 1 |
| Perfluorooctanesulfonamide (FOSA) | ND | | ng/l | 2.20 | 0.638 | 1 |
| N-Ethyl Perfluorooctanesulfonamidoacetic Acid (NEtFOSAA) | ND | | ng/l | 2.20 | 0.884 | 1 |
| Perfluorododecanoic Acid (PFDoA) | ND | | ng/l | 2.20 | 0.409 | 1 |
| Perfluorotridecanoic Acid (PFTrDA) | ND | | ng/l | 2.20 | 0.360 | 1 |
| Perfluorotetradecanoic Acid (PFTA) | ND | | ng/l | 2.20 | 0.273 | 1 |
| PFOA/PFOS, Total | 96.2 | | ng/l | 2.20 | 0.260 | 1 |

**Project Name:** PORT CHESTER **Lab Number:** L2232278

**Project Number:** 12166:2B **Report Date:** 07/13/22

## SAMPLE RESULTS

Lab ID: L2232278-15 Date Collected: 06/16/22 10:35

Client ID: TW-3 Date Received: 06/16/22

Sample Location: NEW YORK Field Prep: Not Specified

Sample Depth:

| Parameter | Result | Qualifier | Units | RL | MDL | Dilution Factor |
|---|---|---|---|---|---|---|
| Perfluorinated Alkyl Acids by Isotope Dilution - Mansfield Lab | | | | | | |

| Surrogate (Extracted Internal Standard) | % Recovery | Qualifier | Acceptance Criteria |
|---|---|---|---|
| Perfluoro[13C4]Butanoic Acid (MPFBA) | 82 | | 58-132 |
| Perfluoro[13C5]Pentanoic Acid (M5PFPEA) | 90 | | 62-163 |
| Perfluoro[2,3,4-13C3]Butanesulfonic Acid (M3PFBS) | 81 | | 70-131 |
| Perfluoro[1,2,3,4,6-13C5]Hexanoic Acid (M5PFHxA) | 77 | | 57-129 |
| Perfluoro[1,2,3,4-13C4]Heptanoic Acid (M4PFHpA) | 78 | | 60-129 |
| Perfluoro[1,2,3-13C3]Hexanesulfonic Acid (M3PFHxS) | 80 | | 71-134 |
| Perfluoro[13C8]Octanoic Acid (M8PFOA) | 87 | | 62-129 |
| 1H,1H,2H,2H-Perfluoro[1,2-13C2]Octanesulfonic Acid (M2-6:2FTS) | 96 | | 14-147 |
| Perfluoro[13C9]Nonanoic Acid (M9PFNA) | 98 | | 59-139 |
| Perfluoro[13C8]Octanesulfonic Acid (M8PFOS) | 94 | | 69-131 |
| Perfluoro[1,2,3,4,5,6-13C6]Decanoic Acid (M6PFDA) | 83 | | 62-124 |
| 1H,1H,2H,2H-Perfluoro[1,2-13C2]Decanesulfonic Acid (M2-8:2FTS) | 90 | | 10-162 |
| N-Deuteriomethylperfluoro-1-octanesulfonamidoacetic Acid (d3-NMeFOSAA) | 42 | | 24-116 |
| Perfluoro[1,2,3,4,5,6,7-13C7]Undecanoic Acid (M7-PFUDA) | 65 | | 55-137 |
| Perfluoro[13C8]Octanesulfonamide (M8FOSA) | 24 | | 10-112 |
| N-Deuterioethylperfluoro-1-octanesulfonamidoacetic Acid (d5-NEtFOSAA) | 40 | | 27-126 |
| Perfluoro[1,2-13C2]Dodecanoic Acid (MPFDOA) | 51 | | 48-131 |
| Perfluoro[1,2-13C2]Tetradecanoic Acid (M2PFTEDA) | 69 | | 22-136 |

**Project Name:** PORT CHESTER
**Project Number:** 12166:2B
**Lab Number:** L2232278
**Report Date:** 07/13/22

## SAMPLE RESULTS

Lab ID: L2232278-15 RE
Client ID: TW-3
Sample Location: NEW YORK

Date Collected: 06/16/22 10:35
Date Received: 06/16/22
Field Prep: Not Specified

Sample Depth:
Matrix: Water
Analytical Method: 1,8270D
Analytical Date: 06/30/22 03:36
Analyst: JG

Extraction Method: EPA 3510C
Extraction Date: 06/29/22 15:57

| Parameter | Result | Qualifier | Units | RL | MDL | Dilution Factor |
|---|---|---|---|---|---|---|
| Semivolatile Organics by GC/MS - Westborough Lab | | | | | | |
| 1,2,4-Trichlorobenzene | ND | | ug/l | 5.0 | 0.50 | 1 |
| Bis(2-chloroethyl)ether | ND | | ug/l | 2.0 | 0.50 | 1 |
| 1,2-Dichlorobenzene | ND | | ug/l | 2.0 | 0.45 | 1 |
| 1,3-Dichlorobenzene | ND | | ug/l | 2.0 | 0.40 | 1 |
| 1,4-Dichlorobenzene | ND | | ug/l | 2.0 | 0.43 | 1 |
| 3,3'-Dichlorobenzidine | ND | | ug/l | 5.0 | 1.6 | 1 |
| 2,4-Dinitrotoluene | ND | | ug/l | 5.0 | 1.2 | 1 |
| 2,6-Dinitrotoluene | ND | | ug/l | 5.0 | 0.93 | 1 |
| 4-Chlorophenyl phenyl ether | ND | | ug/l | 2.0 | 0.49 | 1 |
| 4-Bromophenyl phenyl ether | ND | | ug/l | 2.0 | 0.38 | 1 |
| Bis(2-chloroisopropyl)ether | ND | | ug/l | 2.0 | 0.53 | 1 |
| Bis(2-chloroethoxy)methane | ND | | ug/l | 5.0 | 0.50 | 1 |
| Hexachlorocyclopentadiene | ND | | ug/l | 20 | 0.69 | 1 |
| Isophorone | ND | | ug/l | 5.0 | 1.2 | 1 |
| Nitrobenzene | ND | | ug/l | 2.0 | 0.77 | 1 |
| NDPA/DPA | ND | | ug/l | 2.0 | 0.42 | 1 |
| n-Nitrosodi-n-propylamine | ND | | ug/l | 5.0 | 0.64 | 1 |
| Bis(2-ethylhexyl)phthalate | ND | | ug/l | 3.0 | 1.5 | 1 |
| Butyl benzyl phthalate | ND | | ug/l | 5.0 | 1.2 | 1 |
| Di-n-butylphthalate | ND | | ug/l | 5.0 | 0.39 | 1 |
| Di-n-octylphthalate | ND | | ug/l | 5.0 | 1.3 | 1 |
| Diethyl phthalate | ND | | ug/l | 5.0 | 0.38 | 1 |
| Dimethyl phthalate | ND | | ug/l | 5.0 | 1.8 | 1 |
| Biphenyl | ND | | ug/l | 2.0 | 0.46 | 1 |
| 4-Chloroaniline | ND | | ug/l | 5.0 | 1.1 | 1 |
| 2-Nitroaniline | ND | | ug/l | 5.0 | 0.50 | 1 |
| 3-Nitroaniline | ND | | ug/l | 5.0 | 0.81 | 1 |
| 4-Nitroaniline | ND | | ug/l | 5.0 | 0.80 | 1 |

**Project Name:** PORT CHESTER **Lab Number:** L2232278

**Project Number:** 12166:2B **Report Date:** 07/13/22

## SAMPLE RESULTS

Lab ID: L2232278-15 RE Date Collected: 06/16/22 10:35

Client ID: TW-3 Date Received: 06/16/22

Sample Location: NEW YORK Field Prep: Not Specified

Sample Depth:

| Parameter | Result | Qualifier | Units | RL | MDL | Dilution Factor |
|---|---|---|---|---|---|---|
| **Semivolatile Organics by GC/MS - Westborough Lab** | | | | | | |
| Dibenzofuran | ND | | ug/l | 2.0 | 0.50 | 1 |
| 1,2,4,5-Tetrachlorobenzene | ND | | ug/l | 10 | 0.44 | 1 |
| Acetophenone | ND | | ug/l | 5.0 | 0.53 | 1 |
| 2,4,6-Trichlorophenol | ND | | ug/l | 5.0 | 0.61 | 1 |
| p-Chloro-m-cresol | ND | | ug/l | 2.0 | 0.35 | 1 |
| 2-Chlorophenol | ND | | ug/l | 2.0 | 0.48 | 1 |
| 2,4-Dichlorophenol | ND | | ug/l | 5.0 | 0.41 | 1 |
| 2,4-Dimethylphenol | ND | | ug/l | 5.0 | 1.8 | 1 |
| 2-Nitrophenol | ND | | ug/l | 10 | 0.85 | 1 |
| 4-Nitrophenol | ND | | ug/l | 10 | 0.67 | 1 |
| 2,4-Dinitrophenol | ND | | ug/l | 20 | 6.6 | 1 |
| 4,6-Dinitro-o-cresol | ND | | ug/l | 10 | 1.8 | 1 |
| Phenol | ND | | ug/l | 5.0 | 0.57 | 1 |
| 2-Methylphenol | ND | | ug/l | 5.0 | 0.49 | 1 |
| 3-Methylphenol/4-Methylphenol | ND | | ug/l | 5.0 | 0.48 | 1 |
| 2,4,5-Trichlorophenol | ND | | ug/l | 5.0 | 0.77 | 1 |
| Benzoic Acid | ND | | ug/l | 50 | 2.6 | 1 |
| Benzyl Alcohol | ND | | ug/l | 2.0 | 0.59 | 1 |
| Carbazole | ND | | ug/l | 2.0 | 0.49 | 1 |

| Tentatively Identified Compounds | | | | |
|---|---|---|---|---|
| Total TIC Compounds | 55.4 | J | ug/l | 1 |
| Unknown | 2.07 | J | ug/l | 1 |
| Unknown | 2.18 | J | ug/l | 1 |
| Unknown | 3.38 | J | ug/l | 1 |
| Unknown | 3.34 | J | ug/l | 1 |
| Unknown | 1.71 | J | ug/l | 1 |
| Unknown Organic Acid | 16.2 | J | ug/l | 1 |
| Unknown Organic Acid | 18.7 | J | ug/l | 1 |
| Unknown Organic Acid | 4.84 | J | ug/l | 1 |
| Unknown | 2.94 | J | ug/l | 1 |

**Project Name:** PORT CHESTER **Lab Number:** L2232278

**Project Number:** 12166:2B **Report Date:** 07/13/22

## SAMPLE RESULTS

| | | | | |
|---|---|---|---|---|
| Lab ID: | L2232278-15 | RE | Date Collected: | 06/16/22 10:35 |
| Client ID: | TW-3 | | Date Received: | 06/16/22 |
| Sample Location: | NEW YORK | | Field Prep: | Not Specified |

Sample Depth:

| Parameter | Result | Qualifier | Units | RL | MDL | Dilution Factor |
|---|---|---|---|---|---|---|
| Semivolatile Organics by GC/MS - Westborough Lab | | | | | | |

| Surrogate | % Recovery | Qualifier | Acceptance Criteria |
|---|---|---|---|
| 2-Fluorophenol | 54 | | 21-120 |
| Phenol-d6 | 46 | | 10-120 |
| Nitrobenzene-d5 | 63 | | 23-120 |
| 2-Fluorobiphenyl | 65 | | 15-120 |
| 2,4,6-Tribromophenol | 73 | | 10-120 |
| 4-Terphenyl-d14 | 69 | | 41-149 |

**Project Name:** PORT CHESTER
**Project Number:** 12166:2B
**Lab Number:** L2232278
**Report Date:** 07/13/22

## SAMPLE RESULTS

Lab ID: L2232278-15 RE
Client ID: TW-3
Sample Location: NEW YORK

Date Collected: 06/16/22 10:35
Date Received: 06/16/22
Field Prep: Not Specified

Sample Depth:
Matrix: Water
Analytical Method: 1,8270D-SIM
Analytical Date: 07/01/22 01:03
Analyst: WR

Extraction Method: EPA 3510C
Extraction Date: 06/29/22 16:07

| Parameter | Result | Qualifier | Units | RL | MDL | Dilution Factor |
|---|---|---|---|---|---|---|
| Semivolatile Organics by GC/MS-SIM - Westborough Lab | | | | | | |
| Acenaphthene | 0.06 | J | ug/l | 0.10 | 0.01 | 1 |
| 2-Chloronaphthalene | ND | | ug/l | 0.20 | 0.02 | 1 |
| Fluoranthene | 0.09 | J | ug/l | 0.10 | 0.02 | 1 |
| Hexachlorobutadiene | ND | | ug/l | 0.50 | 0.05 | 1 |
| Naphthalene | ND | | ug/l | 0.10 | 0.05 | 1 |
| Benzo(a)anthracene | 0.02 | J | ug/l | 0.10 | 0.02 | 1 |
| Benzo(a)pyrene | ND | | ug/l | 0.10 | 0.02 | 1 |
| Benzo(b)fluoranthene | 0.02 | J | ug/l | 0.10 | 0.01 | 1 |
| Benzo(k)fluoranthene | ND | | ug/l | 0.10 | 0.01 | 1 |
| Chrysene | 0.01 | J | ug/l | 0.10 | 0.01 | 1 |
| Acenaphthylene | ND | | ug/l | 0.10 | 0.01 | 1 |
| Anthracene | 0.02 | J | ug/l | 0.10 | 0.01 | 1 |
| Benzo(ghi)perylene | ND | | ug/l | 0.10 | 0.01 | 1 |
| Fluorene | 0.03 | J | ug/l | 0.10 | 0.01 | 1 |
| Phenanthrene | 0.21 | | ug/l | 0.10 | 0.02 | 1 |
| Dibenzo(a,h)anthracene | ND | | ug/l | 0.10 | 0.01 | 1 |
| Indeno(1,2,3-cd)pyrene | ND | | ug/l | 0.10 | 0.01 | 1 |
| Pyrene | 0.06 | J | ug/l | 0.10 | 0.02 | 1 |
| 2-Methylnaphthalene | 0.05 | J | ug/l | 0.10 | 0.02 | 1 |
| Pentachlorophenol | ND | | ug/l | 0.80 | 0.01 | 1 |
| Hexachlorobenzene | ND | | ug/l | 0.80 | 0.01 | 1 |
| Hexachloroethane | ND | | ug/l | 0.80 | 0.06 | 1 |

**Project Name:** PORT CHESTER **Lab Number:** L2232278

**Project Number:** 12166:2B **Report Date:** 07/13/22

## SAMPLE RESULTS

| | | | | |
|---|---|---|---|---|
| Lab ID: | L2232278-15 | RE | Date Collected: | 06/16/22 10:35 |
| Client ID: | TW-3 | | Date Received: | 06/16/22 |
| Sample Location: | NEW YORK | | Field Prep: | Not Specified |

Sample Depth:

| Parameter | Result | Qualifier | Units | RL | MDL | Dilution Factor |
|---|---|---|---|---|---|---|
| Semivolatile Organics by GC/MS-SIM - Westborough Lab | | | | | | |

| Surrogate | % Recovery | Qualifier | Acceptance Criteria |
|---|---|---|---|
| 2-Fluorophenol | 51 | | 21-120 |
| Phenol-d6 | 43 | | 10-120 |
| Nitrobenzene-d5 | 59 | | 23-120 |
| 2-Fluorobiphenyl | 60 | | 15-120 |
| 2,4,6-Tribromophenol | 80 | | 10-120 |
| 4-Terphenyl-d14 | 65 | | 41-149 |

**Project Name:** PORT CHESTER
**Project Number:** 12166:2B

**Lab Number:** L2232278
**Report Date:** 07/13/22

## SAMPLE RESULTS

Lab ID: L2232278-15 D
Client ID: TW-3
Sample Location: NEW YORK

Sample Depth:
Matrix: Water
Analytical Method: 1,8270D-SIM
Analytical Date: 06/27/22 14:45
Analyst: DV

Date Collected: 06/16/22 10:35
Date Received: 06/16/22
Field Prep: Not Specified

Extraction Method: EPA 3510C
Extraction Date: 06/22/22 10:26

| Parameter | Result | Qualifier | Units | RL | MDL | Dilution Factor |
|---|---|---|---|---|---|---|
| Semivolatile Organics by GC/MS-SIM - Westborough Lab | | | | | | |
| Acenaphthene | 0.57 | | ug/l | 0.50 | 0.07 | 5 |
| 2-Chloronaphthalene | ND | | ug/l | 1.0 | 0.09 | 5 |
| Fluoranthene | 21 | | ug/l | 0.50 | 0.10 | 5 |
| Hexachlorobutadiene | ND | | ug/l | 2.5 | 0.23 | 5 |
| Naphthalene | 1.7 | | ug/l | 0.50 | 0.24 | 5 |
| Benzo(a)anthracene | 5.5 | | ug/l | 0.50 | 0.10 | 5 |
| Benzo(a)pyrene | 6.0 | | ug/l | 0.50 | 0.08 | 5 |
| Benzo(b)fluoranthene | 11 | | ug/l | 0.50 | 0.06 | 5 |
| Benzo(k)fluoranthene | 3.2 | | ug/l | 0.50 | 0.04 | 5 |
| Chrysene | 8.0 | | ug/l | 0.50 | 0.06 | 5 |
| Acenaphthylene | 0.17 | J | ug/l | 0.50 | 0.06 | 5 |
| Anthracene | 1.2 | | ug/l | 0.50 | 0.07 | 5 |
| Benzo(ghi)perylene | 5.5 | | ug/l | 0.50 | 0.07 | 5 |
| Fluorene | 0.59 | | ug/l | 0.50 | 0.07 | 5 |
| Phenanthrene | 13 | | ug/l | 0.50 | 0.12 | 5 |
| Dibenzo(a,h)anthracene | 1.3 | | ug/l | 0.50 | 0.06 | 5 |
| Indeno(1,2,3-cd)pyrene | 6.4 | | ug/l | 0.50 | 0.06 | 5 |
| Pyrene | 16 | | ug/l | 0.50 | 0.10 | 5 |
| 2-Methylnaphthalene | 0.12 | J | ug/l | 0.50 | 0.11 | 5 |
| Pentachlorophenol | ND | | ug/l | 4.0 | 0.07 | 5 |
| Hexachlorobenzene | ND | | ug/l | 4.0 | 0.05 | 5 |
| Hexachloroethane | ND | | ug/l | 4.0 | 0.32 | 5 |

**Project Name:** PORT CHESTER **Lab Number:** L2232278

**Project Number:** 12166:2B **Report Date:** 07/13/22

## SAMPLE RESULTS

Lab ID: L2232278-15 D Date Collected: 06/16/22 10:35

Client ID: TW-3 Date Received: 06/16/22

Sample Location: NEW YORK Field Prep: Not Specified

Sample Depth:

| Parameter | Result | Qualifier | Units | RL | MDL | Dilution Factor |
|---|---|---|---|---|---|---|

Semivolatile Organics by GC/MS-SIM - Westborough Lab

| Surrogate | % Recovery | Qualifier | Acceptance Criteria |
|---|---|---|---|
| 2-Fluorophenol | **2** | Q | 21-120 |
| Phenol-d6 | **2** | Q | 10-120 |
| Nitrobenzene-d5 | 114 | | 23-120 |
| 2-Fluorobiphenyl | 93 | | 15-120 |
| 2,4,6-Tribromophenol | 74 | | 10-120 |
| 4-Terphenyl-d14 | 88 | | 41-149 |

**Project Name:** PORT CHESTER
**Project Number:** 12166:2B

**Lab Number:** L2232278
**Report Date:** 07/13/22

# Method Blank Analysis
## Batch Quality Control

Analytical Method: 1,8270D
Analytical Date: 06/22/22 04:08
Analyst: JG

Extraction Method: EPA 3546
Extraction Date: 06/20/22 21:25

| Parameter | Result | Qualifier | Units | RL | MDL |
|---|---|---|---|---|---|
| Semivolatile Organics by GC/MS - Westborough Lab for sample(s): 01-02,04-07,09-13 Batch: WG1653116-1 | | | | | |
| Acenaphthene | ND | | ug/kg | 130 | 17. |
| 1,2,4-Trichlorobenzene | ND | | ug/kg | 160 | 18. |
| Hexachlorobenzene | ND | | ug/kg | 97 | 18. |
| Bis(2-chloroethyl)ether | ND | | ug/kg | 150 | 22. |
| 2-Chloronaphthalene | ND | | ug/kg | 160 | 16. |
| 1,2-Dichlorobenzene | ND | | ug/kg | 160 | 29. |
| 1,3-Dichlorobenzene | ND | | ug/kg | 160 | 28. |
| 1,4-Dichlorobenzene | ND | | ug/kg | 160 | 28. |
| 3,3'-Dichlorobenzidine | ND | | ug/kg | 160 | 43. |
| 2,4-Dinitrotoluene | ND | | ug/kg | 160 | 32. |
| 2,6-Dinitrotoluene | ND | | ug/kg | 160 | 28. |
| Fluoranthene | ND | | ug/kg | 97 | 19. |
| 4-Chlorophenyl phenyl ether | ND | | ug/kg | 160 | 17. |
| 4-Bromophenyl phenyl ether | ND | | ug/kg | 160 | 25. |
| Bis(2-chloroisopropyl)ether | ND | | ug/kg | 190 | 28. |
| Bis(2-chloroethoxy)methane | ND | | ug/kg | 180 | 16. |
| Hexachlorobutadiene | ND | | ug/kg | 160 | 24. |
| Hexachlorocyclopentadiene | ND | | ug/kg | 460 | 150 |
| Hexachloroethane | ND | | ug/kg | 130 | 26. |
| Isophorone | ND | | ug/kg | 150 | 21. |
| Naphthalene | ND | | ug/kg | 160 | 20. |
| Nitrobenzene | ND | | ug/kg | 150 | 24. |
| NDPA/DPA | ND | | ug/kg | 130 | 18. |
| n-Nitrosodi-n-propylamine | ND | | ug/kg | 160 | 25. |
| Bis(2-ethylhexyl)phthalate | ND | | ug/kg | 160 | 56. |
| Butyl benzyl phthalate | ND | | ug/kg | 160 | 41. |
| Di-n-butylphthalate | ND | | ug/kg | 160 | 31. |
| Di-n-octylphthalate | ND | | ug/kg | 160 | 55. |
| Diethyl phthalate | ND | | ug/kg | 160 | 15. |

**Project Name:** PORT CHESTER
**Project Number:** 12166:2B

**Lab Number:** L2232278
**Report Date:** 07/13/22

# Method Blank Analysis
## Batch Quality Control

Analytical Method: 1,8270D
Analytical Date: 06/22/22 04:08
Analyst: JG

Extraction Method: EPA 3546
Extraction Date: 06/20/22 21:25

| Parameter | Result | Qualifier | Units | RL | MDL |
|---|---|---|---|---|---|
| Semivolatile Organics by GC/MS - Westborough Lab for sample(s): 01-02,04-07,09-13 Batch: WG1653116-1 | | | | | |
| Dimethyl phthalate | ND | | ug/kg | 160 | 34. |
| Benzo(a)anthracene | ND | | ug/kg | 97 | 18. |
| Benzo(a)pyrene | ND | | ug/kg | 130 | 40. |
| Benzo(b)fluoranthene | ND | | ug/kg | 97 | 27. |
| Benzo(k)fluoranthene | ND | | ug/kg | 97 | 26. |
| Chrysene | ND | | ug/kg | 97 | 17. |
| Acenaphthylene | ND | | ug/kg | 130 | 25. |
| Anthracene | ND | | ug/kg | 97 | 32. |
| Benzo(ghi)perylene | ND | | ug/kg | 130 | 19. |
| Fluorene | ND | | ug/kg | 160 | 16. |
| Phenanthrene | ND | | ug/kg | 97 | 20. |
| Dibenzo(a,h)anthracene | ND | | ug/kg | 97 | 19. |
| Indeno(1,2,3-cd)pyrene | ND | | ug/kg | 130 | 23. |
| Pyrene | ND | | ug/kg | 97 | 16. |
| Biphenyl | ND | | ug/kg | 370 | 21. |
| 4-Chloroaniline | ND | | ug/kg | 160 | 30. |
| 2-Nitroaniline | ND | | ug/kg | 160 | 31. |
| 3-Nitroaniline | ND | | ug/kg | 160 | 31. |
| 4-Nitroaniline | ND | | ug/kg | 160 | 67. |
| Dibenzofuran | ND | | ug/kg | 160 | 15. |
| 2-Methylnaphthalene | ND | | ug/kg | 190 | 20. |
| 1,2,4,5-Tetrachlorobenzene | ND | | ug/kg | 160 | 17. |
| Acetophenone | ND | | ug/kg | 160 | 20. |
| 2,4,6-Trichlorophenol | ND | | ug/kg | 97 | 31. |
| p-Chloro-m-cresol | ND | | ug/kg | 160 | 24. |
| 2-Chlorophenol | ND | | ug/kg | 160 | 19. |
| 2,4-Dichlorophenol | ND | | ug/kg | 150 | 26. |
| 2,4-Dimethylphenol | ND | | ug/kg | 160 | 54. |
| 2-Nitrophenol | ND | | ug/kg | 350 | 61. |

**Project Name:** PORT CHESTER
**Project Number:** 12166:2B

**Lab Number:** L2232278
**Report Date:** 07/13/22

# Method Blank Analysis
## Batch Quality Control

Analytical Method: 1,8270D
Analytical Date: 06/22/22 04:08
Analyst: JG

Extraction Method: EPA 3546
Extraction Date: 06/20/22 21:25

| Parameter | Result | Qualifier | Units | RL | MDL |
|---|---|---|---|---|---|
| Semivolatile Organics by GC/MS - Westborough Lab for sample(s): 01-02,04-07,09-13 Batch: WG1653116-1 | | | | | |
| 4-Nitrophenol | ND | | ug/kg | 230 | 66. |
| 2,4-Dinitrophenol | ND | | ug/kg | 780 | 76. |
| 4,6-Dinitro-o-cresol | ND | | ug/kg | 420 | 78. |
| Pentachlorophenol | ND | | ug/kg | 130 | 36. |
| Phenol | ND | | ug/kg | 160 | 24. |
| 2-Methylphenol | ND | | ug/kg | 160 | 25. |
| 3-Methylphenol/4-Methylphenol | ND | | ug/kg | 230 | 25. |
| 2,4,5-Trichlorophenol | ND | | ug/kg | 160 | 31. |
| Benzoic Acid | ND | | ug/kg | 530 | 160 |
| Benzyl Alcohol | ND | | ug/kg | 160 | 50. |
| Carbazole | ND | | ug/kg | 160 | 16. |
| 1,4-Dioxane | ND | | ug/kg | 24 | 7.5 |

Tentatively Identified Compounds

| | | |
|---|---|---|
| No Tentatively Identified Compounds | ND | ug/kg |

| Surrogate | %Recovery | Qualifier | Acceptance Criteria |
|---|---|---|---|
| 2-Fluorophenol | 95 | | 25-120 |
| Phenol-d6 | 97 | | 10-120 |
| Nitrobenzene-d5 | 92 | | 23-120 |
| 2-Fluorobiphenyl | 94 | | 30-120 |
| 2,4,6-Tribromophenol | 103 | | 10-136 |
| 4-Terphenyl-d14 | 95 | | 18-120 |

**Project Name:** PORT CHESTER
**Project Number:** 12166:2B

**Lab Number:** L2232278
**Report Date:** 07/13/22

# Method Blank Analysis
## Batch Quality Control

Analytical Method: 1,8270D
Analytical Date: 06/22/22 18:24
Analyst: SZ

Extraction Method: EPA 3510C
Extraction Date: 06/22/22 02:48

| Parameter | Result | Qualifier | Units | RL | MDL |
|---|---|---|---|---|---|
| Semivolatile Organics by GC/MS - Westborough Lab for sample(s): 14-15 Batch: WG1653499-1 | | | | | |
| Acenaphthene | ND | | ug/l | 2.0 | 0.44 |
| 1,2,4-Trichlorobenzene | ND | | ug/l | 5.0 | 0.50 |
| Hexachlorobenzene | ND | | ug/l | 2.0 | 0.46 |
| Bis(2-chloroethyl)ether | ND | | ug/l | 2.0 | 0.50 |
| 2-Chloronaphthalene | ND | | ug/l | 2.0 | 0.44 |
| 1,2-Dichlorobenzene | ND | | ug/l | 2.0 | 0.45 |
| 1,3-Dichlorobenzene | ND | | ug/l | 2.0 | 0.40 |
| 1,4-Dichlorobenzene | ND | | ug/l | 2.0 | 0.43 |
| 3,3'-Dichlorobenzidine | ND | | ug/l | 5.0 | 1.6 |
| 2,4-Dinitrotoluene | ND | | ug/l | 5.0 | 1.2 |
| 2,6-Dinitrotoluene | ND | | ug/l | 5.0 | 0.93 |
| Fluoranthene | ND | | ug/l | 2.0 | 0.26 |
| 4-Chlorophenyl phenyl ether | ND | | ug/l | 2.0 | 0.49 |
| 4-Bromophenyl phenyl ether | ND | | ug/l | 2.0 | 0.38 |
| Bis(2-chloroisopropyl)ether | ND | | ug/l | 2.0 | 0.53 |
| Bis(2-chloroethoxy)methane | ND | | ug/l | 5.0 | 0.50 |
| Hexachlorobutadiene | ND | | ug/l | 2.0 | 0.66 |
| Hexachlorocyclopentadiene | ND | | ug/l | 20 | 0.69 |
| Hexachloroethane | ND | | ug/l | 2.0 | 0.58 |
| Isophorone | ND | | ug/l | 5.0 | 1.2 |
| Naphthalene | ND | | ug/l | 2.0 | 0.46 |
| Nitrobenzene | ND | | ug/l | 2.0 | 0.77 |
| NDPA/DPA | ND | | ug/l | 2.0 | 0.42 |
| n-Nitrosodi-n-propylamine | ND | | ug/l | 5.0 | 0.64 |
| Bis(2-ethylhexyl)phthalate | ND | | ug/l | 3.0 | 1.5 |
| Butyl benzyl phthalate | ND | | ug/l | 5.0 | 1.2 |
| Di-n-butylphthalate | ND | | ug/l | 5.0 | 0.39 |
| Di-n-octylphthalate | ND | | ug/l | 5.0 | 1.3 |
| Diethyl phthalate | ND | | ug/l | 5.0 | 0.38 |

**Project Name:** PORT CHESTER
**Project Number:** 12166:2B

**Lab Number:** L2232278
**Report Date:** 07/13/22

# Method Blank Analysis
## Batch Quality Control

Analytical Method: 1,8270D
Analytical Date: 06/22/22 18:24
Analyst: SZ

Extraction Method: EPA 3510C
Extraction Date: 06/22/22 02:48

| Parameter | Result | Qualifier | Units | RL | MDL |
|---|---|---|---|---|---|
| Semivolatile Organics by GC/MS - Westborough Lab for sample(s): 14-15 Batch: WG1653499-1 | | | | | |
| Dimethyl phthalate | ND | | ug/l | 5.0 | 1.8 |
| Benzo(a)anthracene | ND | | ug/l | 2.0 | 0.32 |
| Benzo(a)pyrene | ND | | ug/l | 2.0 | 0.41 |
| Benzo(b)fluoranthene | ND | | ug/l | 2.0 | 0.35 |
| Benzo(k)fluoranthene | ND | | ug/l | 2.0 | 0.37 |
| Chrysene | ND | | ug/l | 2.0 | 0.34 |
| Acenaphthylene | ND | | ug/l | 2.0 | 0.46 |
| Anthracene | ND | | ug/l | 2.0 | 0.33 |
| Benzo(ghi)perylene | ND | | ug/l | 2.0 | 0.30 |
| Fluorene | ND | | ug/l | 2.0 | 0.41 |
| Phenanthrene | ND | | ug/l | 2.0 | 0.33 |
| Dibenzo(a,h)anthracene | ND | | ug/l | 2.0 | 0.32 |
| Indeno(1,2,3-cd)pyrene | ND | | ug/l | 2.0 | 0.40 |
| Pyrene | ND | | ug/l | 2.0 | 0.28 |
| Biphenyl | ND | | ug/l | 2.0 | 0.46 |
| 4-Chloroaniline | ND | | ug/l | 5.0 | 1.1 |
| 2-Nitroaniline | ND | | ug/l | 5.0 | 0.50 |
| 3-Nitroaniline | ND | | ug/l | 5.0 | 0.81 |
| 4-Nitroaniline | ND | | ug/l | 5.0 | 0.80 |
| Dibenzofuran | ND | | ug/l | 2.0 | 0.50 |
| 2-Methylnaphthalene | ND | | ug/l | 2.0 | 0.45 |
| 1,2,4,5-Tetrachlorobenzene | ND | | ug/l | 10 | 0.44 |
| Acetophenone | ND | | ug/l | 5.0 | 0.53 |
| 2,4,6-Trichlorophenol | ND | | ug/l | 5.0 | 0.61 |
| p-Chloro-m-cresol | ND | | ug/l | 2.0 | 0.35 |
| 2-Chlorophenol | ND | | ug/l | 2.0 | 0.48 |
| 2,4-Dichlorophenol | ND | | ug/l | 5.0 | 0.41 |
| 2,4-Dimethylphenol | ND | | ug/l | 5.0 | 1.8 |
| 2-Nitrophenol | ND | | ug/l | 10 | 0.85 |

**Project Name:** PORT CHESTER
**Project Number:** 12166:2B

**Lab Number:** L2232278
**Report Date:** 07/13/22

# Method Blank Analysis
## Batch Quality Control

Analytical Method: 1,8270D
Analytical Date: 06/22/22 18:24
Analyst: SZ

Extraction Method: EPA 3510C
Extraction Date: 06/22/22 02:48

| Parameter | Result | Qualifier | Units | RL | MDL |
|---|---|---|---|---|---|
| Semivolatile Organics by GC/MS - Westborough Lab for sample(s): 14-15 Batch: WG1653499-1 | | | | | |
| 4-Nitrophenol | ND | | ug/l | 10 | 0.67 |
| 2,4-Dinitrophenol | ND | | ug/l | 20 | 6.6 |
| 4,6-Dinitro-o-cresol | ND | | ug/l | 10 | 1.8 |
| Pentachlorophenol | ND | | ug/l | 10 | 1.8 |
| Phenol | ND | | ug/l | 5.0 | 0.57 |
| 2-Methylphenol | ND | | ug/l | 5.0 | 0.49 |
| 3-Methylphenol/4-Methylphenol | ND | | ug/l | 5.0 | 0.48 |
| 2,4,5-Trichlorophenol | ND | | ug/l | 5.0 | 0.77 |
| Benzoic Acid | ND | | ug/l | 50 | 2.6 |
| Benzyl Alcohol | ND | | ug/l | 2.0 | 0.59 |
| Carbazole | ND | | ug/l | 2.0 | 0.49 |

| Tentatively Identified Compounds | | | |
|---|---|---|---|
| Total TIC Compounds | 33.0 | J | ug/l |
| Unknown | 1.93 | J | ug/l |
| Unknown | 2.87 | J | ug/l |
| Unknown | 22.2 | J | ug/l |
| Unknown | 1.82 | J | ug/l |
| Unknown | 2.25 | J | ug/l |
| Unknown | 1.96 | J | ug/l |

**Project Name:** PORT CHESTER
**Project Number:** 12166:2B

**Lab Number:** L2232278
**Report Date:** 07/13/22

# Method Blank Analysis
## Batch Quality Control

Analytical Method: 1,8270D
Analytical Date: 06/22/22 18:24
Analyst: SZ

Extraction Method: EPA 3510C
Extraction Date: 06/22/22 02:48

| Parameter | Result | Qualifier | Units | RL | MDL |
|---|---|---|---|---|---|
| Semivolatile Organics by GC/MS - Westborough Lab for sample(s): 14-15 Batch: WG1653499-1 | | | | | |

| Surrogate | %Recovery | Qualifier | Acceptance Criteria |
|---|---|---|---|
| 2-Fluorophenol | 51 | | 21-120 |
| Phenol-d6 | 36 | | 10-120 |
| Nitrobenzene-d5 | 70 | | 23-120 |
| 2-Fluorobiphenyl | 72 | | 15-120 |
| 2,4,6-Tribromophenol | 69 | | 10-120 |
| 4-Terphenyl-d14 | 78 | | 41-149 |

**Project Name:** PORT CHESTER
**Project Number:** 12166:2B

**Lab Number:** L2232278
**Report Date:** 07/13/22

# Method Blank Analysis
## Batch Quality Control

Analytical Method: 1,8270D-SIM
Analytical Date: 06/23/22 07:33
Analyst: JJW

Extraction Method: EPA 3510C
Extraction Date: 06/22/22 03:01

| Parameter | Result | Qualifier | Units | RL | MDL |
|---|---|---|---|---|---|
| Semivolatile Organics by GC/MS-SIM - Westborough Lab for sample(s): 14-15 Batch: WG1653682-1 | | | | | |
| Acenaphthene | ND | | ug/l | 0.10 | 0.01 |
| 2-Chloronaphthalene | ND | | ug/l | 0.20 | 0.02 |
| Fluoranthene | ND | | ug/l | 0.10 | 0.02 |
| Hexachlorobutadiene | ND | | ug/l | 0.50 | 0.05 |
| Naphthalene | ND | | ug/l | 0.10 | 0.05 |
| Benzo(a)anthracene | ND | | ug/l | 0.10 | 0.02 |
| Benzo(a)pyrene | ND | | ug/l | 0.10 | 0.02 |
| Benzo(b)fluoranthene | ND | | ug/l | 0.10 | 0.01 |
| Benzo(k)fluoranthene | ND | | ug/l | 0.10 | 0.01 |
| Chrysene | ND | | ug/l | 0.10 | 0.01 |
| Acenaphthylene | ND | | ug/l | 0.10 | 0.01 |
| Anthracene | ND | | ug/l | 0.10 | 0.01 |
| Benzo(ghi)perylene | ND | | ug/l | 0.10 | 0.01 |
| Fluorene | ND | | ug/l | 0.10 | 0.01 |
| Phenanthrene | ND | | ug/l | 0.10 | 0.02 |
| Dibenzo(a,h)anthracene | ND | | ug/l | 0.10 | 0.01 |
| Indeno(1,2,3-cd)pyrene | ND | | ug/l | 0.10 | 0.01 |
| Pyrene | ND | | ug/l | 0.10 | 0.02 |
| 2-Methylnaphthalene | ND | | ug/l | 0.10 | 0.02 |
| Pentachlorophenol | ND | | ug/l | 0.80 | 0.01 |
| Hexachlorobenzene | ND | | ug/l | 0.80 | 0.01 |
| Hexachloroethane | ND | | ug/l | 0.80 | 0.06 |

**Project Name:** PORT CHESTER
**Project Number:** 12166:2B

**Lab Number:** L2232278
**Report Date:** 07/13/22

# Method Blank Analysis
## Batch Quality Control

Analytical Method: 1,8270D-SIM
Analytical Date: 06/23/22 07:33
Analyst: JJW

Extraction Method: EPA 3510C
Extraction Date: 06/22/22 03:01

| Parameter | Result | Qualifier | Units | RL | MDL |
|---|---|---|---|---|---|
| Semivolatile Organics by GC/MS-SIM - Westborough Lab for sample(s): 14-15 Batch: WG1653682-1 | | | | | |

| Surrogate | %Recovery | Qualifier | Acceptance Criteria |
|---|---|---|---|
| 2-Fluorophenol | 42 | | 21-120 |
| Phenol-d6 | 32 | | 10-120 |
| Nitrobenzene-d5 | 64 | | 23-120 |
| 2-Fluorobiphenyl | 64 | | 15-120 |
| 2,4,6-Tribromophenol | 76 | | 10-120 |
| 4-Terphenyl-d14 | 77 | | 41-149 |

**Project Name:** PORT CHESTER
**Project Number:** 12166:2B

**Lab Number:** L2232278
**Report Date:** 07/13/22

# Method Blank Analysis
## Batch Quality Control

Analytical Method: 1,8270D-SIM
Analytical Date: 06/27/22 12:32
Analyst: DB

Extraction Method: EPA 3510C
Extraction Date: 06/23/22 20:00

| Parameter | Result | Qualifier | Units | RL | MDL |
|---|---|---|---|---|---|
| 1,4 Dioxane by 8270E-SIM - Mansfield Lab for sample(s): 14-15 Batch: WG1654670-1 | | | | | |
| 1,4-Dioxane | ND | | ng/l | 150 | 33.9 |

| Surrogate | %Recovery | Qualifier | Acceptance Criteria |
|---|---|---|---|
| 1,4-Dioxane-d8 | 57 | | 15-110 |

**Project Name:** PORT CHESTER
**Project Number:** 12166:2B

**Lab Number:** L2232278
**Report Date:** 07/13/22

# Method Blank Analysis
## Batch Quality Control

Analytical Method: 134,LCMSMS-ID
Analytical Date: 06/27/22 19:21
Analyst: SG

Extraction Method: ALPHA 23528
Extraction Date: 06/24/22 03:57

| Parameter | Result | Qualifier | Units | RL | MDL |
|---|---|---|---|---|---|
| Perfluorinated Alkyl Acids by Isotope Dilution - Mansfield Lab for sample(s): 14-15 Batch: WG1654783-1 | | | | | |
| Perfluorobutanoic Acid (PFBA) | ND | | ng/l | 2.00 | 0.408 |
| Perfluoropentanoic Acid (PFPeA) | ND | | ng/l | 2.00 | 0.396 |
| Perfluorobutanesulfonic Acid (PFBS) | ND | | ng/l | 2.00 | 0.238 |
| Perfluorohexanoic Acid (PFHxA) | ND | | ng/l | 2.00 | 0.328 |
| Perfluoroheptanoic Acid (PFHpA) | ND | | ng/l | 2.00 | 0.225 |
| Perfluorohexanesulfonic Acid (PFHxS) | ND | | ng/l | 2.00 | 0.376 |
| Perfluorooctanoic Acid (PFOA) | ND | | ng/l | 2.00 | 0.236 |
| 1H,1H,2H,2H-Perfluorooctanesulfonic Acid (6:2FTS) | ND | | ng/l | 2.00 | 1.33 |
| Perfluoroheptanesulfonic Acid (PFHpS) | ND | | ng/l | 2.00 | 0.688 |
| Perfluorononanoic Acid (PFNA) | ND | | ng/l | 2.00 | 0.312 |
| Perfluorooctanesulfonic Acid (PFOS) | ND | | ng/l | 2.00 | 0.504 |
| Perfluorodecanoic Acid (PFDA) | ND | | ng/l | 2.00 | 0.304 |
| 1H,1H,2H,2H-Perfluorodecanesulfonic Acid (8:2FTS) | ND | | ng/l | 2.00 | 1.21 |
| N-Methyl Perfluorooctanesulfonamidoacetic Acid (NMeFOSAA) | ND | | ng/l | 2.00 | 0.648 |
| Perfluoroundecanoic Acid (PFUnA) | ND | | ng/l | 2.00 | 0.260 |
| Perfluorodecanesulfonic Acid (PFDS) | ND | | ng/l | 2.00 | 0.980 |
| Perfluorooctanesulfonamide (FOSA) | ND | | ng/l | 2.00 | 0.580 |
| N-Ethyl Perfluorooctanesulfonamidoacetic Acid (NEtFOSAA) | ND | | ng/l | 2.00 | 0.804 |
| Perfluorododecanoic Acid (PFDoA) | ND | | ng/l | 2.00 | 0.372 |
| Perfluorotridecanoic Acid (PFTrDA) | ND | | ng/l | 2.00 | 0.327 |
| Perfluorotetradecanoic Acid (PFTA) | ND | | ng/l | 2.00 | 0.248 |
| PFOA/PFOS, Total | ND | | ng/l | 2.00 | 0.236 |

**Project Name:** PORT CHESTER
**Project Number:** 12166:2B

**Lab Number:** L2232278
**Report Date:** 07/13/22

# Method Blank Analysis
## Batch Quality Control

Analytical Method: 134,LCMSMS-ID
Analytical Date: 06/27/22 19:21
Analyst: SG

Extraction Method: ALPHA 23528
Extraction Date: 06/24/22 03:57

| Parameter | Result | Qualifier | Units | RL | MDL |
|---|---|---|---|---|---|
| Perfluorinated Alkyl Acids by Isotope Dilution - Mansfield Lab for sample(s): 14-15 Batch: WG1654783-1 | | | | | |

| Surrogate (Extracted Internal Standard) | %Recovery | Qualifier | Acceptance Criteria |
|---|---|---|---|
| Perfluoro[13C4]Butanoic Acid (MPFBA) | 90 | | 58-132 |
| Perfluoro[13C5]Pentanoic Acid (M5PFPEA) | 103 | | 62-163 |
| Perfluoro[2,3,4-13C3]Butanesulfonic Acid (M3PFBS) | 95 | | 70-131 |
| Perfluoro[1,2,3,4,6-13C5]Hexanoic Acid (M5PFHxA) | 98 | | 57-129 |
| Perfluoro[1,2,3,4-13C4]Heptanoic Acid (M4PFHpA) | 97 | | 60-129 |
| Perfluoro[1,2,3-13C3]Hexanesulfonic Acid (M3PFHxS) | 99 | | 71-134 |
| Perfluoro[13C8]Octanoic Acid (M8PFOA) | 83 | | 62-129 |
| 1H,1H,2H,2H-Perfluoro[1,2-13C2]Octanesulfonic Acid (M2-6:2FTS) | 100 | | 14-147 |
| Perfluoro[13C9]Nonanoic Acid (M9PFNA) | 72 | | 59-139 |
| Perfluoro[13C8]Octanesulfonic Acid (M8PFOS) | 69 | | 69-131 |
| Perfluoro[1,2,3,4,5,6-13C6]Decanoic Acid (M6PFDA) | 79 | | 62-124 |
| 1H,1H,2H,2H-Perfluoro[1,2-13C2]Decanesulfonic Acid (M2-8:2FTS) | 79 | | 10-162 |
| N-Deuteriomethylperfluoro-1-octanesulfonamidoacetic Acid (d3-NMeFOSAA) | 100 | | 24-116 |
| Perfluoro[1,2,3,4,5,6,7-13C7]Undecanoic Acid (M7-PFUDA) | 111 | | 55-137 |
| Perfluoro[13C8]Octanesulfonamide (M8FOSA) | 55 | | 10-112 |
| N-Deuterioethylperfluoro-1-octanesulfonamidoacetic Acid (d5-NEtFOSAA) | 109 | | 27-126 |
| Perfluoro[1,2-13C2]Dodecanoic Acid (MPFDOA) | 122 | | 48-131 |
| Perfluoro[1,2-13C2]Tetradecanoic Acid (M2PFTEDA) | 49 | | 22-136 |

**Project Name:** PORT CHESTER
**Project Number:** 12166:2B

**Lab Number:** L2232278
**Report Date:** 07/13/22

# Method Blank Analysis
## Batch Quality Control

Analytical Method: 1,8270D
Analytical Date: 06/28/22 23:30
Analyst: IM

Extraction Method: EPA 3546
Extraction Date: 06/28/22 08:26

| Parameter | Result | Qualifier | Units | RL | MDL |
|---|---|---|---|---|---|
| Semivolatile Organics by GC/MS - Westborough Lab for sample(s): 03,08 Batch: WG1656253-1 | | | | | |
| Acenaphthene | ND | | ug/kg | 130 | 17. |
| 1,2,4-Trichlorobenzene | ND | | ug/kg | 160 | 19. |
| Hexachlorobenzene | ND | | ug/kg | 98 | 18. |
| Bis(2-chloroethyl)ether | ND | | ug/kg | 150 | 22. |
| 2-Chloronaphthalene | ND | | ug/kg | 160 | 16. |
| 1,2-Dichlorobenzene | ND | | ug/kg | 160 | 29. |
| 1,3-Dichlorobenzene | ND | | ug/kg | 160 | 28. |
| 1,4-Dichlorobenzene | ND | | ug/kg | 160 | 28. |
| 3,3'-Dichlorobenzidine | ND | | ug/kg | 160 | 43. |
| 2,4-Dinitrotoluene | ND | | ug/kg | 160 | 32. |
| 2,6-Dinitrotoluene | ND | | ug/kg | 160 | 28. |
| Fluoranthene | ND | | ug/kg | 98 | 19. |
| 4-Chlorophenyl phenyl ether | ND | | ug/kg | 160 | 17. |
| 4-Bromophenyl phenyl ether | ND | | ug/kg | 160 | 25. |
| Bis(2-chloroisopropyl)ether | ND | | ug/kg | 200 | 28. |
| Bis(2-chloroethoxy)methane | ND | | ug/kg | 180 | 16. |
| Hexachlorobutadiene | ND | | ug/kg | 160 | 24. |
| Hexachlorocyclopentadiene | ND | | ug/kg | 460 | 150 |
| Hexachloroethane | ND | | ug/kg | 130 | 26. |
| Isophorone | ND | | ug/kg | 150 | 21. |
| Naphthalene | ND | | ug/kg | 160 | 20. |
| Nitrobenzene | ND | | ug/kg | 150 | 24. |
| NDPA/DPA | ND | | ug/kg | 130 | 18. |
| n-Nitrosodi-n-propylamine | ND | | ug/kg | 160 | 25. |
| Bis(2-ethylhexyl)phthalate | ND | | ug/kg | 160 | 56. |
| Butyl benzyl phthalate | ND | | ug/kg | 160 | 41. |
| Di-n-butylphthalate | ND | | ug/kg | 160 | 31. |
| Di-n-octylphthalate | ND | | ug/kg | 160 | 55. |
| Diethyl phthalate | ND | | ug/kg | 160 | 15. |

**Project Name:** PORT CHESTER
**Project Number:** 12166:2B

**Lab Number:** L2232278
**Report Date:** 07/13/22

# Method Blank Analysis
## Batch Quality Control

Analytical Method: 1,8270D
Analytical Date: 06/28/22 23:30
Analyst: IM

Extraction Method: EPA 3546
Extraction Date: 06/28/22 08:26

| Parameter | Result | Qualifier | Units | RL | MDL |
|---|---|---|---|---|---|
| Semivolatile Organics by GC/MS - Westborough Lab for sample(s): 03,08 Batch: WG1656253-1 | | | | | |
| Dimethyl phthalate | ND | | ug/kg | 160 | 34. |
| Benzo(a)anthracene | ND | | ug/kg | 98 | 18. |
| Benzo(a)pyrene | ND | | ug/kg | 130 | 40. |
| Benzo(b)fluoranthene | ND | | ug/kg | 98 | 27. |
| Benzo(k)fluoranthene | ND | | ug/kg | 98 | 26. |
| Chrysene | ND | | ug/kg | 98 | 17. |
| Acenaphthylene | ND | | ug/kg | 130 | 25. |
| Anthracene | ND | | ug/kg | 98 | 32. |
| Benzo(ghi)perylene | ND | | ug/kg | 130 | 19. |
| Fluorene | ND | | ug/kg | 160 | 16. |
| Phenanthrene | ND | | ug/kg | 98 | 20. |
| Dibenzo(a,h)anthracene | ND | | ug/kg | 98 | 19. |
| Indeno(1,2,3-cd)pyrene | ND | | ug/kg | 130 | 23. |
| Pyrene | ND | | ug/kg | 98 | 16. |
| Biphenyl | ND | | ug/kg | 370 | 21. |
| 4-Chloroaniline | ND | | ug/kg | 160 | 30. |
| 2-Nitroaniline | ND | | ug/kg | 160 | 31. |
| 3-Nitroaniline | ND | | ug/kg | 160 | 31. |
| 4-Nitroaniline | ND | | ug/kg | 160 | 67. |
| Dibenzofuran | ND | | ug/kg | 160 | 15. |
| 2-Methylnaphthalene | ND | | ug/kg | 200 | 20. |
| 1,2,4,5-Tetrachlorobenzene | ND | | ug/kg | 160 | 17. |
| Acetophenone | ND | | ug/kg | 160 | 20. |
| 2,4,6-Trichlorophenol | ND | | ug/kg | 98 | 31. |
| p-Chloro-m-cresol | ND | | ug/kg | 160 | 24. |
| 2-Chlorophenol | ND | | ug/kg | 160 | 19. |
| 2,4-Dichlorophenol | ND | | ug/kg | 150 | 26. |
| 2,4-Dimethylphenol | ND | | ug/kg | 160 | 54. |
| 2-Nitrophenol | ND | | ug/kg | 350 | 61. |

**Project Name:** PORT CHESTER
**Project Number:** 12166:2B

**Lab Number:** L2232278
**Report Date:** 07/13/22

# Method Blank Analysis
## Batch Quality Control

Analytical Method: 1,8270D
Analytical Date: 06/28/22 23:30
Analyst: IM

Extraction Method: EPA 3546
Extraction Date: 06/28/22 08:26

| Parameter | Result | Qualifier | Units | RL | MDL |
|---|---|---|---|---|---|
| Semivolatile Organics by GC/MS - Westborough Lab for sample(s): 03,08 Batch: WG1656253-1 | | | | | |
| 4-Nitrophenol | ND | | ug/kg | 230 | 66. |
| 2,4-Dinitrophenol | ND | | ug/kg | 780 | 76. |
| 4,6-Dinitro-o-cresol | ND | | ug/kg | 420 | 78. |
| Pentachlorophenol | ND | | ug/kg | 130 | 36. |
| Phenol | ND | | ug/kg | 160 | 25. |
| 2-Methylphenol | ND | | ug/kg | 160 | 25. |
| 3-Methylphenol/4-Methylphenol | ND | | ug/kg | 230 | 26. |
| 2,4,5-Trichlorophenol | ND | | ug/kg | 160 | 31. |
| Benzoic Acid | ND | | ug/kg | 530 | 160 |
| Benzyl Alcohol | ND | | ug/kg | 160 | 50. |
| Carbazole | ND | | ug/kg | 160 | 16. |
| 1,4-Dioxane | ND | | ug/kg | 24 | 7.5 |

Tentatively Identified Compounds

| | | |
|---|---|---|
| No Tentatively Identified Compounds | ND | ug/kg |

| Surrogate | %Recovery | Qualifier | Acceptance Criteria |
|---|---|---|---|
| 2-Fluorophenol | 81 | | 25-120 |
| Phenol-d6 | 77 | | 10-120 |
| Nitrobenzene-d5 | 73 | | 23-120 |
| 2-Fluorobiphenyl | 88 | | 30-120 |
| 2,4,6-Tribromophenol | 114 | | 10-136 |
| 4-Terphenyl-d14 | 100 | | 18-120 |

**Project Name:** PORT CHESTER
**Project Number:** 12166:2B

**Lab Number:** L2232278
**Report Date:** 07/13/22

# Method Blank Analysis
## Batch Quality Control

Analytical Method: 1,8270D-SIM
Analytical Date: 06/29/22 12:40
Analyst: AH

Extraction Method: EPA 3510C
Extraction Date: 06/28/22 23:16

| Parameter | Result | Qualifier | Units | RL | MDL |
|---|---|---|---|---|---|
| Semivolatile Organics by GC/MS-SIM - Westborough Lab for sample(s): 15 Batch: WG1656590-1 | | | | | |
| Acenaphthene | ND | | ug/l | 0.10 | 0.01 |
| 2-Chloronaphthalene | ND | | ug/l | 0.20 | 0.02 |
| Fluoranthene | ND | | ug/l | 0.10 | 0.02 |
| Hexachlorobutadiene | ND | | ug/l | 0.50 | 0.05 |
| Naphthalene | ND | | ug/l | 0.10 | 0.05 |
| Benzo(a)anthracene | ND | | ug/l | 0.10 | 0.02 |
| Benzo(a)pyrene | ND | | ug/l | 0.10 | 0.02 |
| Benzo(b)fluoranthene | ND | | ug/l | 0.10 | 0.01 |
| Benzo(k)fluoranthene | ND | | ug/l | 0.10 | 0.01 |
| Chrysene | ND | | ug/l | 0.10 | 0.01 |
| Acenaphthylene | ND | | ug/l | 0.10 | 0.01 |
| Anthracene | ND | | ug/l | 0.10 | 0.01 |
| Benzo(ghi)perylene | ND | | ug/l | 0.10 | 0.01 |
| Fluorene | ND | | ug/l | 0.10 | 0.01 |
| Phenanthrene | 0.05 | J | ug/l | 0.10 | 0.02 |
| Dibenzo(a,h)anthracene | ND | | ug/l | 0.10 | 0.01 |
| Indeno(1,2,3-cd)pyrene | ND | | ug/l | 0.10 | 0.01 |
| Pyrene | ND | | ug/l | 0.10 | 0.02 |
| 2-Methylnaphthalene | 0.03 | J | ug/l | 0.10 | 0.02 |
| Pentachlorophenol | ND | | ug/l | 0.80 | 0.01 |
| Hexachlorobenzene | ND | | ug/l | 0.80 | 0.01 |
| Hexachloroethane | ND | | ug/l | 0.80 | 0.06 |

**Project Name:** PORT CHESTER
**Project Number:** 12166:2B

**Lab Number:** L2232278
**Report Date:** 07/13/22

# Method Blank Analysis
## Batch Quality Control

Analytical Method: 1,8270D-SIM
Analytical Date: 06/29/22 12:40
Analyst: AH

Extraction Method: EPA 3510C
Extraction Date: 06/28/22 23:16

| Parameter | Result | Qualifier | Units | RL | MDL |
|---|---|---|---|---|---|
| Semivolatile Organics by GC/MS-SIM - Westborough Lab for sample(s): 15 Batch: WG1656590-1 | | | | | |

| Surrogate | %Recovery | Qualifier | Acceptance Criteria |
|---|---|---|---|
| 2-Fluorophenol | 84 | | 21-120 |
| Phenol-d6 | 72 | | 10-120 |
| Nitrobenzene-d5 | 112 | | 23-120 |
| 2-Fluorobiphenyl | 96 | | 15-120 |
| 2,4,6-Tribromophenol | **129** | Q | 10-120 |
| 4-Terphenyl-d14 | 119 | | 41-149 |

**Project Name:** PORT CHESTER
**Project Number:** 12166:2B

**Lab Number:** L2232278
**Report Date:** 07/13/22

# Method Blank Analysis
## Batch Quality Control

Analytical Method: 1,8270D
Analytical Date: 06/29/22 12:16
Analyst: WR

Extraction Method: EPA 3510C
Extraction Date: 06/28/22 23:15

| Parameter | Result | Qualifier | Units | RL | MDL |
|---|---|---|---|---|---|
| Semivolatile Organics by GC/MS - Westborough Lab for sample(s): 15 Batch: WG1656591-1 | | | | | |
| Acenaphthene | ND | | ug/l | 2.0 | 0.44 |
| 1,2,4-Trichlorobenzene | ND | | ug/l | 5.0 | 0.50 |
| Hexachlorobenzene | ND | | ug/l | 2.0 | 0.46 |
| Bis(2-chloroethyl)ether | ND | | ug/l | 2.0 | 0.50 |
| 2-Chloronaphthalene | ND | | ug/l | 2.0 | 0.44 |
| 1,2-Dichlorobenzene | ND | | ug/l | 2.0 | 0.45 |
| 1,3-Dichlorobenzene | ND | | ug/l | 2.0 | 0.40 |
| 1,4-Dichlorobenzene | ND | | ug/l | 2.0 | 0.43 |
| 3,3'-Dichlorobenzidine | ND | | ug/l | 5.0 | 1.6 |
| 2,4-Dinitrotoluene | ND | | ug/l | 5.0 | 1.2 |
| 2,6-Dinitrotoluene | ND | | ug/l | 5.0 | 0.93 |
| Fluoranthene | ND | | ug/l | 2.0 | 0.26 |
| 4-Chlorophenyl phenyl ether | ND | | ug/l | 2.0 | 0.49 |
| 4-Bromophenyl phenyl ether | ND | | ug/l | 2.0 | 0.38 |
| Bis(2-chloroisopropyl)ether | ND | | ug/l | 2.0 | 0.53 |
| Bis(2-chloroethoxy)methane | ND | | ug/l | 5.0 | 0.50 |
| Hexachlorobutadiene | ND | | ug/l | 2.0 | 0.66 |
| Hexachlorocyclopentadiene | ND | | ug/l | 20 | 0.69 |
| Hexachloroethane | ND | | ug/l | 2.0 | 0.58 |
| Isophorone | ND | | ug/l | 5.0 | 1.2 |
| Naphthalene | ND | | ug/l | 2.0 | 0.46 |
| Nitrobenzene | ND | | ug/l | 2.0 | 0.77 |
| NDPA/DPA | ND | | ug/l | 2.0 | 0.42 |
| n-Nitrosodi-n-propylamine | ND | | ug/l | 5.0 | 0.64 |
| Bis(2-ethylhexyl)phthalate | ND | | ug/l | 3.0 | 1.5 |
| Butyl benzyl phthalate | ND | | ug/l | 5.0 | 1.2 |
| Di-n-butylphthalate | ND | | ug/l | 5.0 | 0.39 |
| Di-n-octylphthalate | ND | | ug/l | 5.0 | 1.3 |
| Diethyl phthalate | ND | | ug/l | 5.0 | 0.38 |

**Project Name:** PORT CHESTER
**Project Number:** 12166:2B

**Lab Number:** L2232278
**Report Date:** 07/13/22

# Method Blank Analysis
## Batch Quality Control

Analytical Method: 1,8270D
Analytical Date: 06/29/22 12:16
Analyst: WR

Extraction Method: EPA 3510C
Extraction Date: 06/28/22 23:15

| Parameter | Result | Qualifier | Units | RL | MDL |
|---|---|---|---|---|---|
| Semivolatile Organics by GC/MS - Westborough Lab for sample(s): 15 Batch: WG1656591-1 | | | | | |
| Dimethyl phthalate | ND | | ug/l | 5.0 | 1.8 |
| Benzo(a)anthracene | ND | | ug/l | 2.0 | 0.32 |
| Benzo(a)pyrene | ND | | ug/l | 2.0 | 0.41 |
| Benzo(b)fluoranthene | ND | | ug/l | 2.0 | 0.35 |
| Benzo(k)fluoranthene | ND | | ug/l | 2.0 | 0.37 |
| Chrysene | ND | | ug/l | 2.0 | 0.34 |
| Acenaphthylene | ND | | ug/l | 2.0 | 0.46 |
| Anthracene | ND | | ug/l | 2.0 | 0.33 |
| Benzo(ghi)perylene | ND | | ug/l | 2.0 | 0.30 |
| Fluorene | ND | | ug/l | 2.0 | 0.41 |
| Phenanthrene | ND | | ug/l | 2.0 | 0.33 |
| Dibenzo(a,h)anthracene | ND | | ug/l | 2.0 | 0.32 |
| Indeno(1,2,3-cd)pyrene | ND | | ug/l | 2.0 | 0.40 |
| Pyrene | ND | | ug/l | 2.0 | 0.28 |
| Biphenyl | ND | | ug/l | 2.0 | 0.46 |
| 4-Chloroaniline | ND | | ug/l | 5.0 | 1.1 |
| 2-Nitroaniline | ND | | ug/l | 5.0 | 0.50 |
| 3-Nitroaniline | ND | | ug/l | 5.0 | 0.81 |
| 4-Nitroaniline | ND | | ug/l | 5.0 | 0.80 |
| Dibenzofuran | ND | | ug/l | 2.0 | 0.50 |
| 2-Methylnaphthalene | ND | | ug/l | 2.0 | 0.45 |
| 1,2,4,5-Tetrachlorobenzene | ND | | ug/l | 10 | 0.44 |
| Acetophenone | ND | | ug/l | 5.0 | 0.53 |
| 2,4,6-Trichlorophenol | ND | | ug/l | 5.0 | 0.61 |
| p-Chloro-m-cresol | ND | | ug/l | 2.0 | 0.35 |
| 2-Chlorophenol | ND | | ug/l | 2.0 | 0.48 |
| 2,4-Dichlorophenol | ND | | ug/l | 5.0 | 0.41 |
| 2,4-Dimethylphenol | ND | | ug/l | 5.0 | 1.8 |
| 2-Nitrophenol | ND | | ug/l | 10 | 0.85 |

**Project Name:** PORT CHESTER
**Project Number:** 12166:2B

**Lab Number:** L2232278
**Report Date:** 07/13/22

# Method Blank Analysis
## Batch Quality Control

Analytical Method: 1,8270D
Analytical Date: 06/29/22 12:16
Analyst: WR

Extraction Method: EPA 3510C
Extraction Date: 06/28/22 23:15

| Parameter | Result | Qualifier | Units | RL | MDL |
|---|---|---|---|---|---|
| Semivolatile Organics by GC/MS - Westborough Lab for sample(s): 15 Batch: WG1656591-1 | | | | | |
| 4-Nitrophenol | ND | | ug/l | 10 | 0.67 |
| 2,4-Dinitrophenol | ND | | ug/l | 20 | 6.6 |
| 4,6-Dinitro-o-cresol | ND | | ug/l | 10 | 1.8 |
| Pentachlorophenol | ND | | ug/l | 10 | 1.8 |
| Phenol | ND | | ug/l | 5.0 | 0.57 |
| 2-Methylphenol | ND | | ug/l | 5.0 | 0.49 |
| 3-Methylphenol/4-Methylphenol | ND | | ug/l | 5.0 | 0.48 |
| 2,4,5-Trichlorophenol | ND | | ug/l | 5.0 | 0.77 |
| Benzoic Acid | ND | | ug/l | 50 | 2.6 |
| Benzyl Alcohol | ND | | ug/l | 2.0 | 0.59 |
| Carbazole | ND | | ug/l | 2.0 | 0.49 |

Tentatively Identified Compounds

| | | | |
|---|---|---|---|
| Total TIC Compounds | 4.44 | J | ug/l |
| Unknown | 2.44 | J | ug/l |
| Unknown Organic Acid | 2.00 | J | ug/l |

| Surrogate | %Recovery | Qualifier | Acceptance Criteria |
|---|---|---|---|
| 2-Fluorophenol | 81 | | 21-120 |
| Phenol-d6 | 61 | | 10-120 |
| Nitrobenzene-d5 | 88 | | 23-120 |
| 2-Fluorobiphenyl | 95 | | 15-120 |
| 2,4,6-Tribromophenol | 119 | | 10-120 |
| 4-Terphenyl-d14 | 100 | | 41-149 |

# Lab Control Sample Analysis
## Batch Quality Control

**Project Name:** PORT CHESTER
**Project Number:** 12166:2B
**Lab Number:** L2232278
**Report Date:** 07/13/22

| Parameter | LCS %Recovery | Qual | LCSD %Recovery | Qual | %Recovery Limits | RPD | Qual | RPD Limits |
|---|---|---|---|---|---|---|---|---|
| Semivolatile Organics by GC/MS - Westborough Lab Associated sample(s): 01-02,04-07,09-13 Batch: WG1653116-2 WG1653116-3 | | | | | | | | |
| Acenaphthene | 56 | | 70 | | 31-137 | 22 | | 50 |
| 1,2,4-Trichlorobenzene | 63 | | 74 | | 38-107 | 16 | | 50 |
| Hexachlorobenzene | 61 | | 75 | | 40-140 | 21 | | 50 |
| Bis(2-chloroethyl)ether | 62 | | 72 | | 40-140 | 15 | | 50 |
| 2-Chloronaphthalene | 61 | | 75 | | 40-140 | 21 | | 50 |
| 1,2-Dichlorobenzene | 62 | | 72 | | 40-140 | 15 | | 50 |
| 1,3-Dichlorobenzene | 60 | | 70 | | 40-140 | 15 | | 50 |
| 1,4-Dichlorobenzene | 61 | | 72 | | 28-104 | 17 | | 50 |
| 3,3'-Dichlorobenzidine | 45 | | 64 | | 40-140 | 35 | | 50 |
| 2,4-Dinitrotoluene | 62 | | 77 | | 40-132 | 22 | | 50 |
| 2,6-Dinitrotoluene | 65 | | 77 | | 40-140 | 17 | | 50 |
| Fluoranthene | 62 | | 74 | | 40-140 | 18 | | 50 |
| 4-Chlorophenyl phenyl ether | 62 | | 75 | | 40-140 | 19 | | 50 |
| 4-Bromophenyl phenyl ether | 59 | | 75 | | 40-140 | 24 | | 50 |
| Bis(2-chloroisopropyl)ether | 67 | | 78 | | 40-140 | 15 | | 50 |
| Bis(2-chloroethoxy)methane | 61 | | 70 | | 40-117 | 14 | | 50 |
| Hexachlorobutadiene | 60 | | 71 | | 40-140 | 17 | | 50 |
| Hexachlorocyclopentadiene | 44 | | 53 | | 40-140 | 19 | | 50 |
| Hexachloroethane | 61 | | 70 | | 40-140 | 14 | | 50 |
| Isophorone | 57 | | 68 | | 40-140 | 18 | | 50 |
| Naphthalene | 60 | | 70 | | 40-140 | 15 | | 50 |
| Nitrobenzene | 59 | | 67 | | 40-140 | 13 | | 50 |
| NDPA/DPA | 61 | | 75 | | 36-157 | 21 | | 50 |

# Lab Control Sample Analysis
## Batch Quality Control

**Project Name:** PORT CHESTER
**Project Number:** 12166:2B
**Lab Number:** L2232278
**Report Date:** 07/13/22

| Parameter | LCS %Recovery | Qual | LCSD %Recovery | Qual | %Recovery Limits | RPD | Qual | RPD Limits |
|---|---|---|---|---|---|---|---|---|
| Semivolatile Organics by GC/MS - Westborough Lab Associated sample(s): 01-02,04-07,09-13 Batch: WG1653116-2 WG1653116-3 | | | | | | | | |
| n-Nitrosodi-n-propylamine | 57 | | 68 | | 32-121 | 18 | | 50 |
| Bis(2-ethylhexyl)phthalate | 61 | | 75 | | 40-140 | 21 | | 50 |
| Butyl benzyl phthalate | 62 | | 73 | | 40-140 | 16 | | 50 |
| Di-n-butylphthalate | 63 | | 77 | | 40-140 | 20 | | 50 |
| Di-n-octylphthalate | 63 | | 76 | | 40-140 | 19 | | 50 |
| Diethyl phthalate | 60 | | 74 | | 40-140 | 21 | | 50 |
| Dimethyl phthalate | 61 | | 74 | | 40-140 | 19 | | 50 |
| Benzo(a)anthracene | 62 | | 75 | | 40-140 | 19 | | 50 |
| Benzo(a)pyrene | 66 | | 78 | | 40-140 | 17 | | 50 |
| Benzo(b)fluoranthene | 62 | | 76 | | 40-140 | 20 | | 50 |
| Benzo(k)fluoranthene | 64 | | 73 | | 40-140 | 13 | | 50 |
| Chrysene | 60 | | 75 | | 40-140 | 22 | | 50 |
| Acenaphthylene | 61 | | 74 | | 40-140 | 19 | | 50 |
| Anthracene | 60 | | 74 | | 40-140 | 21 | | 50 |
| Benzo(ghi)perylene | 67 | | 81 | | 40-140 | 19 | | 50 |
| Fluorene | 59 | | 74 | | 40-140 | 23 | | 50 |
| Phenanthrene | 61 | | 75 | | 40-140 | 21 | | 50 |
| Dibenzo(a,h)anthracene | 66 | | 80 | | 40-140 | 19 | | 50 |
| Indeno(1,2,3-cd)pyrene | 70 | | 84 | | 40-140 | 18 | | 50 |
| Pyrene | 62 | | 74 | | 35-142 | 18 | | 50 |
| Biphenyl | 61 | | 72 | | 37-127 | 17 | | 50 |
| 4-Chloroaniline | 46 | | 63 | | 40-140 | 31 | | 50 |
| 2-Nitroaniline | 64 | | 77 | | 47-134 | 18 | | 50 |

# Lab Control Sample Analysis
## Batch Quality Control

**Project Name:** PORT CHESTER
**Project Number:** 12166:2B

**Lab Number:** L2232278
**Report Date:** 07/13/22

| Parameter | LCS %Recovery | Qual | LCSD %Recovery | Qual | %Recovery Limits | RPD | Qual | RPD Limits |
|---|---|---|---|---|---|---|---|---|
| Semivolatile Organics by GC/MS - Westborough Lab Associated sample(s): 01-02,04-07,09-13 Batch: WG1653116-2 WG1653116-3 | | | | | | | | |
| 3-Nitroaniline | 53 | | 74 | | 26-129 | 33 | | 50 |
| 4-Nitroaniline | 60 | | 77 | | 41-125 | 25 | | 50 |
| Dibenzofuran | 60 | | 75 | | 40-140 | 22 | | 50 |
| 2-Methylnaphthalene | 61 | | 73 | | 40-140 | 18 | | 50 |
| 1,2,4,5-Tetrachlorobenzene | 64 | | 78 | | 40-117 | 20 | | 50 |
| Acetophenone | 59 | | 69 | | 14-144 | 16 | | 50 |
| 2,4,6-Trichlorophenol | 65 | | 80 | | 30-130 | 21 | | 50 |
| p-Chloro-m-cresol | 62 | | 74 | | 26-103 | 18 | | 50 |
| 2-Chlorophenol | 66 | | 79 | | 25-102 | 18 | | 50 |
| 2,4-Dichlorophenol | 65 | | 78 | | 30-130 | 18 | | 50 |
| 2,4-Dimethylphenol | 62 | | 73 | | 30-130 | 16 | | 50 |
| 2-Nitrophenol | 66 | | 76 | | 30-130 | 14 | | 50 |
| 4-Nitrophenol | 56 | | 66 | | 11-114 | 16 | | 50 |
| 2,4-Dinitrophenol | 32 | | 34 | | 4-130 | 6 | | 50 |
| 4,6-Dinitro-o-cresol | 66 | | 79 | | 10-130 | 18 | | 50 |
| Pentachlorophenol | 61 | | 75 | | 17-109 | 21 | | 50 |
| Phenol | 70 | | 81 | | 26-90 | 15 | | 50 |
| 2-Methylphenol | 65 | | 77 | | 30-130. | 17 | | 50 |
| 3-Methylphenol/4-Methylphenol | 70 | | 84 | | 30-130 | 18 | | 50 |
| 2,4,5-Trichlorophenol | 66 | | 83 | | 30-130 | 23 | | 50 |
| Benzoic Acid | **0** | Q | **0** | Q | 10-110 | NC | | 50 |
| Benzyl Alcohol | 63 | | 76 | | 40-140 | 19 | | 50 |
| Carbazole | 62 | | 75 | | 54-128 | 19 | | 50 |

# Lab Control Sample Analysis
## Batch Quality Control

**Project Name:** PORT CHESTER
**Project Number:** 12166:2B
**Lab Number:** L2232278
**Report Date:** 07/13/22

| Parameter | LCS %Recovery | Qual | LCSD %Recovery | Qual | %Recovery Limits | RPD | Qual | RPD Limits |
|---|---|---|---|---|---|---|---|---|
| Semivolatile Organics by GC/MS - Westborough Lab Associated sample(s): 01-02,04-07,09-13 Batch: WG1653116-2 WG1653116-3 | | | | | | | | |
| 1,4-Dioxane | 47 | | 56 | | 40-140 | 17 | | 50 |

| Surrogate | LCS %Recovery | Qual | LCSD %Recovery | Qual | Acceptance Criteria |
|---|---|---|---|---|---|
| 2-Fluorophenol | 67 | | 77 | | 25-120 |
| Phenol-d6 | 65 | | 77 | | 10-120 |
| Nitrobenzene-d5 | 59 | | 68 | | 23-120 |
| 2-Fluorobiphenyl | 59 | | 72 | | 30-120 |
| 2,4,6-Tribromophenol | 64 | | 79 | | 10-136 |
| 4-Terphenyl-d14 | 60 | | 71 | | 18-120 |

# Lab Control Sample Analysis
## Batch Quality Control

**Project Name:** PORT CHESTER
**Project Number:** 12166:2B

**Lab Number:** L2232278
**Report Date:** 07/13/22

| Parameter | LCS %Recovery | Qual | LCSD %Recovery | Qual | %Recovery Limits | RPD | Qual | RPD Limits |
|---|---|---|---|---|---|---|---|---|
| Semivolatile Organics by GC/MS - Westborough Lab Associated sample(s): 14-15 Batch: WG1653499-2 WG1653499-3 | | | | | | | | |
| Acenaphthene | 65 | | 68 | | 37-111 | 5 | | 30 |
| 1,2,4-Trichlorobenzene | 66 | | 68 | | 39-98 | 3 | | 30 |
| Hexachlorobenzene | 71 | | 74 | | 40-140 | 4 | | 30 |
| Bis(2-chloroethyl)ether | 68 | | 68 | | 40-140 | 0 | | 30 |
| 2-Chloronaphthalene | 65 | | 74 | | 40-140 | 13 | | 30 |
| 1,2-Dichlorobenzene | 62 | | 64 | | 40-140 | 3 | | 30 |
| 1,3-Dichlorobenzene | 63 | | 64 | | 40-140 | 2 | | 30 |
| 1,4-Dichlorobenzene | 61 | | 64 | | 36-97 | 5 | | 30 |
| 3,3'-Dichlorobenzidine | 61 | | 69 | | 40-140 | 12 | | 30 |
| 2,4-Dinitrotoluene | 73 | | 79 | | 48-143 | 8 | | 30 |
| 2,6-Dinitrotoluene | 74 | | 88 | | 40-140 | 17 | | 30 |
| Fluoranthene | 73 | | 73 | | 40-140 | 0 | | 30 |
| 4-Chlorophenyl phenyl ether | 68 | | 72 | | 40-140 | 6 | | 30 |
| 4-Bromophenyl phenyl ether | 72 | | 76 | | 40-140 | 5 | | 30 |
| Bis(2-chloroisopropyl)ether | 66 | | 68 | | 40-140 | 3 | | 30 |
| Bis(2-chloroethoxy)methane | 72 | | 73 | | 40-140 | 1 | | 30 |
| Hexachlorobutadiene | 60 | | 62 | | 40-140 | 3 | | 30 |
| Hexachlorocyclopentadiene | 63 | | 65 | | 40-140 | 3 | | 30 |
| Hexachloroethane | 61 | | 67 | | 40-140 | 9 | | 30 |
| Isophorone | 65 | | 67 | | 40-140 | 3 | | 30 |
| Naphthalene | 65 | | 67 | | 40-140 | 3 | | 30 |
| Nitrobenzene | 69 | | 76 | | 40-140 | 10 | | 30 |
| NDPA/DPA | 72 | | 75 | | 40-140 | 4 | | 30 |

# Lab Control Sample Analysis
## Batch Quality Control

**Project Name:** PORT CHESTER
**Project Number:** 12166:2B

**Lab Number:** L2232278
**Report Date:** 07/13/22

| Parameter | LCS %Recovery | Qual | LCSD %Recovery | Qual | %Recovery Limits | RPD | Qual | RPD Limits |
|---|---|---|---|---|---|---|---|---|
| Semivolatile Organics by GC/MS - Westborough Lab Associated sample(s): 14-15 Batch: WG1653499-2 WG1653499-3 | | | | | | | | |
| n-Nitrosodi-n-propylamine | 71 | | 73 | | 29-132 | 3 | | 30 |
| Bis(2-ethylhexyl)phthalate | 88 | | 86 | | 40-140 | 2 | | 30 |
| Butyl benzyl phthalate | 89 | | 86 | | 40-140 | 3 | | 30 |
| Di-n-butylphthalate | 72 | | 73 | | 40-140 | 1 | | 30 |
| Di-n-octylphthalate | 87 | | 85 | | 40-140 | 2 | | 30 |
| Diethyl phthalate | 77 | | 78 | | 40-140 | 1 | | 30 |
| Dimethyl phthalate | 74 | | 80 | | 40-140 | 8 | | 30 |
| Benzo(a)anthracene | 72 | | 74 | | 40-140 | 3 | | 30 |
| Benzo(a)pyrene | 85 | | 86 | | 40-140 | 1 | | 30 |
| Benzo(b)fluoranthene | 77 | | 78 | | 40-140 | 1 | | 30 |
| Benzo(k)fluoranthene | 79 | | 81 | | 40-140 | 3 | | 30 |
| Chrysene | 72 | | 73 | | 40-140 | 1 | | 30 |
| Acenaphthylene | 71 | | 78 | | 45-123 | 9 | | 30 |
| Anthracene | 69 | | 71 | | 40-140 | 3 | | 30 |
| Benzo(ghi)perylene | 72 | | 75 | | 40-140 | 4 | | 30 |
| Fluorene | 70 | | 73 | | 40-140 | 4 | | 30 |
| Phenanthrene | 68 | | 70 | | 40-140 | 3 | | 30 |
| Dibenzo(a,h)anthracene | 73 | | 75 | | 40-140 | 3 | | 30 |
| Indeno(1,2,3-cd)pyrene | 76 | | 77 | | 40-140 | 1 | | 30 |
| Pyrene | 71 | | 72 | | 26-127 | 1 | | 30 |
| Biphenyl | 76 | | 83 | | 40-140 | 9 | | 30 |
| 4-Chloroaniline | 47 | | 67 | | 40-140 | **35** | Q | 30 |
| 2-Nitroaniline | 77 | | 84 | | 52-143 | 9 | | 30 |

# Lab Control Sample Analysis
## Batch Quality Control

**Project Name:** PORT CHESTER
**Project Number:** 12166:2B

**Lab Number:** L2232278
**Report Date:** 07/13/22

| Parameter | LCS %Recovery | Qual | LCSD %Recovery | Qual | %Recovery Limits | RPD | Qual | RPD Limits |
|---|---|---|---|---|---|---|---|---|
| Semivolatile Organics by GC/MS - Westborough Lab Associated sample(s): 14-15 Batch: WG1653499-2 WG1653499-3 | | | | | | | | |
| 3-Nitroaniline | 66 | | 73 | | 25-145 | 10 | | 30 |
| 4-Nitroaniline | 74 | | 79 | | 51-143 | 7 | | 30 |
| Dibenzofuran | 68 | | 73 | | 40-140 | 7 | | 30 |
| 2-Methylnaphthalene | 66 | | 71 | | 40-140 | 7 | | 30 |
| 1,2,4,5-Tetrachlorobenzene | 74 | | 82 | | 2-134 | 10 | | 30 |
| Acetophenone | 75 | | 78 | | 39-129 | 4 | | 30 |
| 2,4,6-Trichlorophenol | 75 | | 80 | | 30-130 | 6 | | 30 |
| p-Chloro-m-cresol | 79 | | 79 | | 23-97 | 0 | | 30 |
| 2-Chlorophenol | 71 | | 69 | | 27-123 | 3 | | 30 |
| 2,4-Dichlorophenol | 79 | | 74 | | 30-130 | 7 | | 30 |
| 2,4-Dimethylphenol | 60 | | 70 | | 30-130 | 15 | | 30 |
| 2-Nitrophenol | 82 | | 83 | | 30-130 | 1 | | 30 |
| 4-Nitrophenol | 78 | | 60 | | 10-80 | 26 | | 30 |
| 2,4-Dinitrophenol | 70 | | 63 | | 20-130 | 11 | | 30 |
| 4,6-Dinitro-o-cresol | 80 | | 74 | | 20-164 | 8 | | 30 |
| Pentachlorophenol | 78 | | 71 | | 9-103 | 9 | | 30 |
| Phenol | 55 | | 40 | | 12-110 | **32** | Q | 30 |
| 2-Methylphenol | 68 | | 64 | | 30-130 | 6 | | 30 |
| 3-Methylphenol/4-Methylphenol | 70 | | 66 | | 30-130 | 6 | | 30 |
| 2,4,5-Trichlorophenol | 79 | | 83 | | 30-130 | 5 | | 30 |
| Benzoic Acid | 81 | | 49 | | 10-164 | **49** | Q | 30 |
| Benzyl Alcohol | 65 | | 65 | | 26-116 | 0 | | 30 |
| Carbazole | 73 | | 73 | | 55-144 | 0 | | 30 |

# Lab Control Sample Analysis
## Batch Quality Control

**Project Name:** PORT CHESTER
**Project Number:** 12166:2B

**Lab Number:** L2232278
**Report Date:** 07/13/22

| Parameter | LCS %Recovery | Qual | LCSD %Recovery | Qual | %Recovery Limits | RPD | Qual | RPD Limits |
|---|---|---|---|---|---|---|---|---|
| Semivolatile Organics by GC/MS - Westborough Lab Associated sample(s): 14-15 Batch: WG1653499-2 WG1653499-3 | | | | | | | | |

| Surrogate | LCS %Recovery | Qual | LCSD %Recovery | Qual | Acceptance Criteria |
|---|---|---|---|---|---|
| 2-Fluorophenol | 67 | | 54 | | 21-120 |
| Phenol-d6 | 59 | | 43 | | 10-120 |
| Nitrobenzene-d5 | 72 | | 72 | | 23-120 |
| 2-Fluorobiphenyl | 70 | | 72 | | 15-120 |
| 2,4,6-Tribromophenol | 86 | | 89 | | 10-120 |
| 4-Terphenyl-d14 | 73 | | 71 | | 41-149 |

# Lab Control Sample Analysis
## Batch Quality Control

**Project Name:** PORT CHESTER
**Project Number:** 12166:2B
**Lab Number:** L2232278
**Report Date:** 07/13/22

| Parameter | LCS %Recovery | Qual | LCSD %Recovery | Qual | %Recovery Limits | RPD | Qual | RPD Limits |
|---|---|---|---|---|---|---|---|---|
| Semivolatile Organics by GC/MS-SIM - Westborough Lab Associated sample(s): 14-15 Batch: WG1653682-2 WG1653682-3 | | | | | | | | |
| Acenaphthene | 73 | | 70 | | 40-140 | 4 | | 40 |
| 2-Chloronaphthalene | 70 | | 67 | | 40-140 | 4 | | 40 |
| Fluoranthene | 77 | | 72 | | 40-140 | 7 | | 40 |
| Hexachlorobutadiene | 68 | | 64 | | 40-140 | 6 | | 40 |
| Naphthalene | 69 | | 66 | | 40-140 | 4 | | 40 |
| Benzo(a)anthracene | 73 | | 68 | | 40-140 | 7 | | 40 |
| Benzo(a)pyrene | 74 | | 68 | | 40-140 | 8 | | 40 |
| Benzo(b)fluoranthene | 74 | | 70 | | 40-140 | 6 | | 40 |
| Benzo(k)fluoranthene | 82 | | 74 | | 40-140 | 10 | | 40 |
| Chrysene | 77 | | 71 | | 40-140 | 8 | | 40 |
| Acenaphthylene | 69 | | 67 | | 40-140 | 3 | | 40 |
| Anthracene | 76 | | 71 | | 40-140 | 7 | | 40 |
| Benzo(ghi)perylene | 82 | | 75 | | 40-140 | 9 | | 40 |
| Fluorene | 75 | | 70 | | 40-140 | 7 | | 40 |
| Phenanthrene | 74 | | 68 | | 40-140 | 8 | | 40 |
| Dibenzo(a,h)anthracene | 85 | | 78 | | 40-140 | 9 | | 40 |
| Indeno(1,2,3-cd)pyrene | 80 | | 72 | | 40-140 | 11 | | 40 |
| Pyrene | 77 | | 73 | | 40-140 | 5 | | 40 |
| 2-Methylnaphthalene | 69 | | 69 | | 40-140 | 0 | | 40 |
| Pentachlorophenol | 70 | | 63 | | 40-140 | 11 | | 40 |
| Hexachlorobenzene | 81 | | 73 | | 40-140 | 10 | | 40 |
| Hexachloroethane | 64 | | 59 | | 40-140 | 8 | | 40 |

# Lab Control Sample Analysis
## Batch Quality Control

**Project Name:** PORT CHESTER
**Project Number:** 12166:2B
**Lab Number:** L2232278
**Report Date:** 07/13/22

| Parameter | LCS %Recovery | Qual | LCSD %Recovery | Qual | %Recovery Limits | RPD | Qual | RPD Limits |
|---|---|---|---|---|---|---|---|---|
| Semivolatile Organics by GC/MS-SIM - Westborough Lab Associated sample(s): 14-15 Batch: WG1653682-2 WG1653682-3 | | | | | | | | |

| Surrogate | LCS %Recovery | Qual | LCSD %Recovery | Qual | Acceptance Criteria |
|---|---|---|---|---|---|
| 2-Fluorophenol | 48 | | 63 | | 21-120 |
| Phenol-d6 | 36 | | 55 | | 10-120 |
| Nitrobenzene-d5 | 67 | | 65 | | 23-120 |
| 2-Fluorobiphenyl | 68 | | 65 | | 15-120 |
| 2,4,6-Tribromophenol | 89 | | 86 | | 10-120 |
| 4-Terphenyl-d14 | 80 | | 76 | | 41-149 |

# Lab Control Sample Analysis

## Batch Quality Control

**Project Name:** PORT CHESTER

**Project Number:** 12166:2B

**Lab Number:** L2232278

**Report Date:** 07/13/22

| Parameter | LCS %Recovery | Qual | LCSD %Recovery | Qual | %Recovery Limits | RPD | Qual | RPD Limits |
|---|---|---|---|---|---|---|---|---|
| 1,4 Dioxane by 8270E-SIM - Mansfield Lab Associated sample(s): 14-15 Batch: WG1654670-2 WG1654670-3 | | | | | | | | |
| 1,4-Dioxane | 112 | | 114 | | 40-140 | 2 | | 30 |

| Surrogate | LCS %Recovery | Qual | LCSD %Recovery | Qual | Acceptance Criteria |
|---|---|---|---|---|---|
| 1,4-Dioxane-d8 | 58 | | 53 | | 15-110 |

# Lab Control Sample Analysis
## Batch Quality Control

**Project Name:** PORT CHESTER
**Project Number:** 12166:2B

**Lab Number:** L2232278
**Report Date:** 07/13/22

| Parameter | LCS %Recovery | Qual | LCSD %Recovery | Qual | %Recovery Limits | RPD | Qual | RPD Limits |
|---|---|---|---|---|---|---|---|---|
| Perfluorinated Alkyl Acids by Isotope Dilution - Mansfield Lab Associated sample(s): 14-15 Batch: WG1654783-2 | | | | | | | | |
| Perfluorobutanoic Acid (PFBA) | 98 | | - | | 67-148 | - | | 30 |
| Perfluoropentanoic Acid (PFPeA) | 99 | | - | | 63-161 | - | | 30 |
| Perfluorobutanesulfonic Acid (PFBS) | 93 | | - | | 65-157 | - | | 30 |
| Perfluorohexanoic Acid (PFHxA) | 96 | | - | | 69-168 | - | | 30 |
| Perfluoroheptanoic Acid (PFHpA) | 98 | | - | | 58-159 | - | | 30 |
| Perfluorohexanesulfonic Acid (PFHxS) | 109 | | - | | 69-177 | - | | 30 |
| Perfluorooctanoic Acid (PFOA) | 106 | | - | | 63-159 | - | | 30 |
| 1H,1H,2H,2H-Perfluorooctanesulfonic Acid (6:2FTS) | 102 | | - | | 49-187 | - | | 30 |
| Perfluoroheptanesulfonic Acid (PFHpS) | 143 | | - | | 61-179 | - | | 30 |
| Perfluorononanoic Acid (PFNA) | 128 | | - | | 68-171 | - | | 30 |
| Perfluorooctanesulfonic Acid (PFOS) | 143 | | - | | 52-151 | - | | 30 |
| Perfluorodecanoic Acid (PFDA) | 112 | | - | | 63-171 | - | | 30 |
| 1H,1H,2H,2H-Perfluorodecanesulfonic Acid (8:2FTS) | 84 | | - | | 56-173 | - | | 30 |
| N-Methyl Perfluorooctanesulfonamidoacetic Acid (NMeFOSAA) | 106 | | - | | 60-166 | - | | 30 |
| Perfluoroundecanoic Acid (PFUnA) | 62 | | - | | 60-153 | - | | 30 |
| Perfluorodecanesulfonic Acid (PFDS) | **167** | Q | - | | 38-156 | - | | 30 |
| Perfluorooctanesulfonamide (FOSA) | 108 | | - | | 46-170 | - | | 30 |
| N-Ethyl Perfluorooctanesulfonamidoacetic Acid (NEtFOSAA) | 100 | | - | | 45-170 | - | | 30 |
| Perfluorododecanoic Acid (PFDoA) | 102 | | - | | 67-153 | - | | 30 |
| Perfluorotridecanoic Acid (PFTrDA) | **171** | Q | - | | 48-158 | - | | 30 |
| Perfluorotetradecanoic Acid (PFTA) | **206** | Q | - | | 59-182 | - | | 30 |

# Lab Control Sample Analysis
## Batch Quality Control

**Project Name:** PORT CHESTER
**Project Number:** 12166:2B
**Lab Number:** L2232278
**Report Date:** 07/13/22

| Parameter | LCS %Recovery | Qual | LCSD %Recovery | Qual | %Recovery Limits | RPD | Qual | RPD Limits |
|---|---|---|---|---|---|---|---|---|
| Perfluorinated Alkyl Acids by Isotope Dilution - Mansfield Lab Associated sample(s): 14-15 Batch: WG1654783-2 | | | | | | | | |

| Surrogate (Extracted Internal Standard) | LCS %Recovery | Qual | LCSD %Recovery | Qual | Acceptance Criteria |
|---|---|---|---|---|---|
| Perfluoro[13C4]Butanoic Acid (MPFBA) | 89 | | | | 58-132 |
| Perfluoro[13C5]Pentanoic Acid (M5PFPEA) | 104 | | | | 62-163 |
| Perfluoro[2,3,4-13C3]Butanesulfonic Acid (M3PFBS) | 96 | | | | 70-131 |
| Perfluoro[1,2,3,4,6-13C5]Hexanoic Acid (M5PFHxA) | 96 | | | | 57-129 |
| Perfluoro[1,2,3,4-13C4]Heptanoic Acid (M4PFHpA) | 96 | | | | 60-129 |
| Perfluoro[1,2,3-13C3]Hexanesulfonic Acid (M3PFHxS) | 99 | | | | 71-134 |
| Perfluoro[13C8]Octanoic Acid (M8PFOA) | 82 | | | | 62-129 |
| 1H,1H,2H,2H-Perfluoro[1,2-13C2]Octanesulfonic Acid (M2-6:2FTS) | 100 | | | | 14-147 |
| Perfluoro[13C9]Nonanoic Acid (M9PFNA) | 68 | | | | 59-139 |
| Perfluoro[13C8]Octanesulfonic Acid (M8PFOS) | **68** | Q | | | 69-131 |
| Perfluoro[1,2,3,4,5,6-13C6]Decanoic Acid (M6PFDA) | 76 | | | | 62-124 |
| 1H,1H,2H,2H-Perfluoro[1,2-13C2]Decanesulfonic Acid (M2-8:2FTS) | 77 | | | | 10-162 |
| N-Deuteriomethylperfluoro-1-octanesulfonamidoacetic Acid (d3-NMeFOSAA) | 96 | | | | 24-116 |
| Perfluoro[1,2,3,4,5,6,7-13C7]Undecanoic Acid (M7-PFUDA) | 108 | | | | 55-137 |
| Perfluoro[13C8]Octanesulfonamide (M8FOSA) | 51 | | | | 10-112 |
| N-Deuterioethylperfluoro-1-octanesulfonamidoacetic Acid (d5-NEtFOSAA) | 111 | | | | 27-126 |
| Perfluoro[1,2-13C2]Dodecanoic Acid (MPFDOA) | 115 | | | | 48-131 |
| Perfluoro[1,2-13C2]Tetradecanoic Acid (M2PFTEDA) | 48 | | | | 22-136 |

# Lab Control Sample Analysis
## Batch Quality Control

**Project Name:** PORT CHESTER
**Project Number:** 12166:2B

**Lab Number:** L2232278
**Report Date:** 07/13/22

| Parameter | LCS %Recovery | Qual | LCSD %Recovery | Qual | %Recovery Limits | RPD | Qual | RPD Limits |
|---|---|---|---|---|---|---|---|---|
| Semivolatile Organics by GC/MS - Westborough Lab Associated sample(s): 03,08 Batch: WG1656253-2 WG1656253-3 | | | | | | | | |
| Acenaphthene | 62 | | 55 | | 31-137 | 12 | | 50 |
| 1,2,4-Trichlorobenzene | 71 | | 64 | | 38-107 | 10 | | 50 |
| Hexachlorobenzene | 80 | | 73 | | 40-140 | 9 | | 50 |
| Bis(2-chloroethyl)ether | 56 | | 49 | | 40-140 | 13 | | 50 |
| 2-Chloronaphthalene | 72 | | 64 | | 40-140 | 12 | | 50 |
| 1,2-Dichlorobenzene | 62 | | 55 | | 40-140 | 12 | | 50 |
| 1,3-Dichlorobenzene | 62 | | 55 | | 40-140 | 12 | | 50 |
| 1,4-Dichlorobenzene | 61 | | 54 | | 28-104 | 12 | | 50 |
| 3,3'-Dichlorobenzidine | 64 | | 54 | | 40-140 | 17 | | 50 |
| 2,4-Dinitrotoluene | 80 | | 73 | | 40-132 | 9 | | 50 |
| 2,6-Dinitrotoluene | 90 | | 82 | | 40-140 | 9 | | 50 |
| Fluoranthene | 68 | | 62 | | 40-140 | 9 | | 50 |
| 4-Chlorophenyl phenyl ether | 71 | | 64 | | 40-140 | 10 | | 50 |
| 4-Bromophenyl phenyl ether | 81 | | 73 | | 40-140 | 10 | | 50 |
| Bis(2-chloroisopropyl)ether | **28** | Q | **24** | Q | 40-140 | 15 | | 50 |
| Bis(2-chloroethoxy)methane | 65 | | 57 | | 40-117 | 13 | | 50 |
| Hexachlorobutadiene | 69 | | 59 | | 40-140 | 16 | | 50 |
| Hexachlorocyclopentadiene | 87 | | 79 | | 40-140 | 10 | | 50 |
| Hexachloroethane | 59 | | 54 | | 40-140 | 9 | | 50 |
| Isophorone | 64 | | 57 | | 40-140 | 12 | | 50 |
| Naphthalene | 62 | | 55 | | 40-140 | 12 | | 50 |
| Nitrobenzene | 58 | | 52 | | 40-140 | 11 | | 50 |
| NDPA/DPA | 71 | | 65 | | 36-157 | 9 | | 50 |

# Lab Control Sample Analysis
## Batch Quality Control

**Project Name:** PORT CHESTER
**Project Number:** 12166:2B
**Lab Number:** L2232278
**Report Date:** 07/13/22

| Parameter | LCS %Recovery | Qual | LCSD %Recovery | Qual | %Recovery Limits | RPD | Qual | RPD Limits |
|---|---|---|---|---|---|---|---|---|
| Semivolatile Organics by GC/MS - Westborough Lab Associated sample(s): 03,08 Batch: WG1656253-2 WG1656253-3 | | | | | | | | |
| n-Nitrosodi-n-propylamine | 58 | | 52 | | 32-121 | 11 | | 50 |
| Bis(2-ethylhexyl)phthalate | 74 | | 66 | | 40-140 | 11 | | 50 |
| Butyl benzyl phthalate | 70 | | 63 | | 40-140 | 11 | | 50 |
| Di-n-butylphthalate | 79 | | 70 | | 40-140 | 12 | | 50 |
| Di-n-octylphthalate | 84 | | 75 | | 40-140 | 11 | | 50 |
| Diethyl phthalate | 76 | | 69 | | 40-140 | 10 | | 50 |
| Dimethyl phthalate | 82 | | 74 | | 40-140 | 10 | | 50 |
| Benzo(a)anthracene | 67 | | 60 | | 40-140 | 11 | | 50 |
| Benzo(a)pyrene | 72 | | 65 | | 40-140 | 10 | | 50 |
| Benzo(b)fluoranthene | 70 | | 63 | | 40-140 | 11 | | 50 |
| Benzo(k)fluoranthene | 69 | | 61 | | 40-140 | 12 | | 50 |
| Chrysene | 65 | | 58 | | 40-140 | 11 | | 50 |
| Acenaphthylene | 76 | | 68 | | 40-140 | 11 | | 50 |
| Anthracene | 63 | | 57 | | 40-140 | 10 | | 50 |
| Benzo(ghi)perylene | 66 | | 58 | | 40-140 | 13 | | 50 |
| Fluorene | 67 | | 61 | | 40-140 | 9 | | 50 |
| Phenanthrene | 61 | | 55 | | 40-140 | 10 | | 50 |
| Dibenzo(a,h)anthracene | 69 | | 62 | | 40-140 | 11 | | 50 |
| Indeno(1,2,3-cd)pyrene | 77 | | 70 | | 40-140 | 10 | | 50 |
| Pyrene | 64 | | 58 | | 35-142 | 10 | | 50 |
| Biphenyl | 73 | | 64 | | 37-127 | 13 | | 50 |
| 4-Chloroaniline | 50 | | 42 | | 40-140 | 17 | | 50 |
| 2-Nitroaniline | 76 | | 70 | | 47-134 | 8 | | 50 |

# Lab Control Sample Analysis
## Batch Quality Control

**Project Name:** PORT CHESTER
**Project Number:** 12166:2B
**Lab Number:** L2232278
**Report Date:** 07/13/22

| Parameter | LCS %Recovery | Qual | LCSD %Recovery | Qual | %Recovery Limits | RPD | Qual | RPD Limits |
|---|---|---|---|---|---|---|---|---|
| Semivolatile Organics by GC/MS - Westborough Lab Associated sample(s): 03,08 Batch: WG1656253-2 WG1656253-3 | | | | | | | | |
| 3-Nitroaniline | 70 | | 61 | | 26-129 | 14 | | 50 |
| 4-Nitroaniline | 74 | | 64 | | 41-125 | 14 | | 50 |
| Dibenzofuran | 64 | | 59 | | 40-140 | 8 | | 50 |
| 2-Methylnaphthalene | 70 | | 62 | | 40-140 | 12 | | 50 |
| 1,2,4,5-Tetrachlorobenzene | 75 | | 65 | | 40-117 | 14 | | 50 |
| Acetophenone | 67 | | 59 | | 14-144 | 13 | | 50 |
| 2,4,6-Trichlorophenol | 86 | | 78 | | 30-130 | 10 | | 50 |
| p-Chloro-m-cresol | 78 | | 70 | | 26-103 | 11 | | 50 |
| 2-Chlorophenol | 71 | | 63 | | 25-102 | 12 | | 50 |
| 2,4-Dichlorophenol | 81 | | 73 | | 30-130 | 10 | | 50 |
| 2,4-Dimethylphenol | 77 | | 69 | | 30-130 | 11 | | 50 |
| 2-Nitrophenol | 82 | | 73 | | 30-130 | 12 | | 50 |
| 4-Nitrophenol | 55 | | 50 | | 11-114 | 10 | | 50 |
| 2,4-Dinitrophenol | 79 | | 70 | | 4-130 | 12 | | 50 |
| 4,6-Dinitro-o-cresol | 88 | | 78 | | 10-130 | 12 | | 50 |
| Pentachlorophenol | 80 | | 71 | | 17-109 | 12 | | 50 |
| Phenol | 67 | | 59 | | 26-90 | 13 | | 50 |
| 2-Methylphenol | 68 | | 60 | | 30-130. | 13 | | 50 |
| 3-Methylphenol/4-Methylphenol | 71 | | 63 | | 30-130 | 12 | | 50 |
| 2,4,5-Trichlorophenol | 89 | | 79 | | 30-130 | 12 | | 50 |
| Benzoic Acid | 58 | | 43 | | 10-110 | 30 | | 50 |
| Benzyl Alcohol | 66 | | 58 | | 40-140 | 13 | | 50 |
| Carbazole | 64 | | 57 | | 54-128 | 12 | | 50 |

# Lab Control Sample Analysis
## Batch Quality Control

**Project Name:** PORT CHESTER
**Project Number:** 12166:2B
**Lab Number:** L2232278
**Report Date:** 07/13/22

| Parameter | LCS %Recovery | Qual | LCSD %Recovery | Qual | %Recovery Limits | RPD | Qual | RPD Limits |
|---|---|---|---|---|---|---|---|---|
| Semivolatile Organics by GC/MS - Westborough Lab Associated sample(s): 03,08 Batch: WG1656253-2 WG1656253-3 | | | | | | | | |
| 1,4-Dioxane | 40 | | **35** | Q | 40-140 | 13 | | 50 |

| Surrogate | LCS %Recovery | Qual | LCSD %Recovery | Qual | Acceptance Criteria |
|---|---|---|---|---|---|
| 2-Fluorophenol | 74 | | 65 | | 25-120 |
| Phenol-d6 | 70 | | 61 | | 10-120 |
| Nitrobenzene-d5 | 64 | | 57 | | 23-120 |
| 2-Fluorobiphenyl | 78 | | 69 | | 30-120 |
| 2,4,6-Tribromophenol | 103 | | 93 | | 10-136 |
| 4-Terphenyl-d14 | 82 | | 73 | | 18-120 |

# Lab Control Sample Analysis
## Batch Quality Control

**Project Name:** PORT CHESTER
**Project Number:** 12166:2B
**Lab Number:** L2232278
**Report Date:** 07/13/22

| Parameter | LCS %Recovery | Qual | LCSD %Recovery | Qual | %Recovery Limits | RPD | Qual | RPD Limits |
|---|---|---|---|---|---|---|---|---|
| Semivolatile Organics by GC/MS-SIM - Westborough Lab Associated sample(s): 15 Batch: WG1656590-2 WG1656590-3 | | | | | | | | |
| Acenaphthene | 69 | | 66 | | 40-140 | 4 | | 40 |
| 2-Chloronaphthalene | 69 | | 67 | | 40-140 | 3 | | 40 |
| Fluoranthene | 76 | | 75 | | 40-140 | 1 | | 40 |
| Hexachlorobutadiene | 68 | | 67 | | 40-140 | 1 | | 40 |
| Naphthalene | 73 | | 69 | | 40-140 | 6 | | 40 |
| Benzo(a)anthracene | 70 | | 68 | | 40-140 | 3 | | 40 |
| Benzo(a)pyrene | 76 | | 64 | | 40-140 | 17 | | 40 |
| Benzo(b)fluoranthene | 79 | | 79 | | 40-140 | 0 | | 40 |
| Benzo(k)fluoranthene | 76 | | 79 | | 40-140 | 4 | | 40 |
| Chrysene | 72 | | 71 | | 40-140 | 1 | | 40 |
| Acenaphthylene | 71 | | 69 | | 40-140 | 3 | | 40 |
| Anthracene | 72 | | 68 | | 40-140 | 6 | | 40 |
| Benzo(ghi)perylene | 83 | | 79 | | 40-140 | 5 | | 40 |
| Fluorene | 72 | | 69 | | 40-140 | 4 | | 40 |
| Phenanthrene | 70 | | 70 | | 40-140 | 0 | | 40 |
| Dibenzo(a,h)anthracene | 90 | | 89 | | 40-140 | 1 | | 40 |
| Indeno(1,2,3-cd)pyrene | 86 | | 84 | | 40-140 | 2 | | 40 |
| Pyrene | 76 | | 71 | | 40-140 | 7 | | 40 |
| 2-Methylnaphthalene | 79 | | 72 | | 40-140 | 9 | | 40 |
| Pentachlorophenol | 69 | | 65 | | 40-140 | 6 | | 40 |
| Hexachlorobenzene | 74 | | 73 | | 40-140 | 1 | | 40 |
| Hexachloroethane | 67 | | 67 | | 40-140 | 0 | | 40 |

# Lab Control Sample Analysis
## Batch Quality Control

**Project Name:** PORT CHESTER
**Project Number:** 12166:2B

**Lab Number:** L2232278
**Report Date:** 07/13/22

| Parameter | LCS %Recovery | Qual | LCSD %Recovery | Qual | %Recovery Limits | RPD | Qual | RPD Limits |
|---|---|---|---|---|---|---|---|---|
| Semivolatile Organics by GC/MS-SIM - Westborough Lab Associated sample(s): 15 Batch: WG1656590-2 WG1656590-3 | | | | | | | | |

| Surrogate | LCS %Recovery | Qual | LCSD %Recovery | Qual | Acceptance Criteria |
|---|---|---|---|---|---|
| 2-Fluorophenol | 65 | | 62 | | 21-120 |
| Phenol-d6 | 57 | | 54 | | 10-120 |
| Nitrobenzene-d5 | 84 | | 83 | | 23-120 |
| 2-Fluorobiphenyl | 72 | | 70 | | 15-120 |
| 2,4,6-Tribromophenol | 99 | | 91 | | 10-120 |
| 4-Terphenyl-d14 | 85 | | 84 | | 41-149 |

# Lab Control Sample Analysis
## Batch Quality Control

**Project Name:** PORT CHESTER
**Project Number:** 12166:2B

**Lab Number:** L2232278
**Report Date:** 07/13/22

| Parameter | LCS %Recovery | Qual | LCSD %Recovery | Qual | %Recovery Limits | RPD | Qual | RPD Limits |
|---|---|---|---|---|---|---|---|---|
| Semivolatile Organics by GC/MS - Westborough Lab Associated sample(s): 15 Batch: WG1656591-2 WG1656591-3 | | | | | | | | |
| Acenaphthene | 44 | | 52 | | 37-111 | 17 | | 30 |
| 1,2,4-Trichlorobenzene | 47 | | 56 | | 39-98 | 17 | | 30 |
| Hexachlorobenzene | 50 | | 60 | | 40-140 | 18 | | 30 |
| Bis(2-chloroethyl)ether | 48 | | 53 | | 40-140 | 10 | | 30 |
| 2-Chloronaphthalene | 49 | | 55 | | 40-140 | 12 | | 30 |
| 1,2-Dichlorobenzene | 43 | | 53 | | 40-140 | 21 | | 30 |
| 1,3-Dichlorobenzene | 43 | | 51 | | 40-140 | 17 | | 30 |
| 1,4-Dichlorobenzene | 44 | | 52 | | 36-97 | 17 | | 30 |
| 3,3'-Dichlorobenzidine | 51 | | 56 | | 40-140 | 9 | | 30 |
| 2,4-Dinitrotoluene | 55 | | 61 | | 48-143 | 10 | | 30 |
| 2,6-Dinitrotoluene | 57 | | 64 | | 40-140 | 12 | | 30 |
| Fluoranthene | 48 | | 58 | | 40-140 | 19 | | 30 |
| 4-Chlorophenyl phenyl ether | 46 | | 53 | | 40-140 | 14 | | 30 |
| 4-Bromophenyl phenyl ether | 51 | | 57 | | 40-140 | 11 | | 30 |
| Bis(2-chloroisopropyl)ether | 44 | | 50 | | 40-140 | 13 | | 30 |
| Bis(2-chloroethoxy)methane | 48 | | 57 | | 40-140 | 17 | | 30 |
| Hexachlorobutadiene | 44 | | 52 | | 40-140 | 17 | | 30 |
| Hexachlorocyclopentadiene | 42 | | 49 | | 40-140 | 15 | | 30 |
| Hexachloroethane | 42 | | 52 | | 40-140 | 21 | | 30 |
| Isophorone | 46 | | 53 | | 40-140 | 14 | | 30 |
| Naphthalene | 45 | | 52 | | 40-140 | 14 | | 30 |
| Nitrobenzene | 49 | | 57 | | 40-140 | 15 | | 30 |
| NDPA/DPA | 49 | | 55 | | 40-140 | 12 | | 30 |

# Lab Control Sample Analysis
## Batch Quality Control

**Project Name:** PORT CHESTER
**Project Number:** 12166:2B
**Lab Number:** L2232278
**Report Date:** 07/13/22

| Parameter | LCS %Recovery | Qual | LCSD %Recovery | Qual | %Recovery Limits | RPD | Qual | RPD Limits |
|---|---|---|---|---|---|---|---|---|
| Semivolatile Organics by GC/MS - Westborough Lab Associated sample(s): 15 Batch: WG1656591-2 WG1656591-3 | | | | | | | | |
| n-Nitrosodi-n-propylamine | 50 | | 55 | | 29-132 | 10 | | 30 |
| Bis(2-ethylhexyl)phthalate | 59 | | 66 | | 40-140 | 11 | | 30 |
| Butyl benzyl phthalate | 64 | | 73 | | 40-140 | 13 | | 30 |
| Di-n-butylphthalate | 49 | | 58 | | 40-140 | 17 | | 30 |
| Di-n-octylphthalate | 60 | | 66 | | 40-140 | 10 | | 30 |
| Diethyl phthalate | 49 | | 57 | | 40-140 | 15 | | 30 |
| Dimethyl phthalate | 51 | | 60 | | 40-140 | 16 | | 30 |
| Benzo(a)anthracene | 48 | | 55 | | 40-140 | 14 | | 30 |
| Benzo(a)pyrene | 56 | | 66 | | 40-140 | 16 | | 30 |
| Benzo(b)fluoranthene | 50 | | 59 | | 40-140 | 17 | | 30 |
| Benzo(k)fluoranthene | 51 | | 59 | | 40-140 | 15 | | 30 |
| Chrysene | 45 | | 55 | | 40-140 | 20 | | 30 |
| Acenaphthylene | 52 | | 60 | | 45-123 | 14 | | 30 |
| Anthracene | 47 | | 54 | | 40-140 | 14 | | 30 |
| Benzo(ghi)perylene | 45 | | 54 | | 40-140 | 18 | | 30 |
| Fluorene | 46 | | 55 | | 40-140 | 18 | | 30 |
| Phenanthrene | 45 | | 54 | | 40-140 | 18 | | 30 |
| Dibenzo(a,h)anthracene | 45 | | 53 | | 40-140 | 16 | | 30 |
| Indeno(1,2,3-cd)pyrene | 46 | | 55 | | 40-140 | 18 | | 30 |
| Pyrene | 48 | | 58 | | 26-127 | 19 | | 30 |
| Biphenyl | 55 | | 64 | | 40-140 | 15 | | 30 |
| 4-Chloroaniline | 47 | | 59 | | 40-140 | 23 | | 30 |
| 2-Nitroaniline | 62 | | 67 | | 52-143 | 8 | | 30 |

# Lab Control Sample Analysis
## Batch Quality Control

**Project Name:** PORT CHESTER
**Project Number:** 12166:2B

**Lab Number:** L2232278
**Report Date:** 07/13/22

| Parameter | LCS %Recovery | Qual | LCSD %Recovery | Qual | %Recovery Limits | RPD | Qual | RPD Limits |
|---|---|---|---|---|---|---|---|---|
| Semivolatile Organics by GC/MS - Westborough Lab Associated sample(s): 15 Batch: WG1656591-2 WG1656591-3 | | | | | | | | |
| 3-Nitroaniline | 56 | | 63 | | 25-145 | 12 | | 30 |
| 4-Nitroaniline | 54 | | 61 | | 51-143 | 12 | | 30 |
| Dibenzofuran | 46 | | 54 | | 40-140 | 16 | | 30 |
| 2-Methylnaphthalene | 48 | | 54 | | 40-140 | 12 | | 30 |
| 1,2,4,5-Tetrachlorobenzene | 57 | | 64 | | 2-134 | 12 | | 30 |
| Acetophenone | 52 | | 60 | | 39-129 | 14 | | 30 |
| 2,4,6-Trichlorophenol | 55 | | 64 | | 30-130 | 15 | | 30 |
| p-Chloro-m-cresol | 53 | | 63 | | 23-97 | 17 | | 30 |
| 2-Chlorophenol | 50 | | 56 | | 27-123 | 11 | | 30 |
| 2,4-Dichlorophenol | 54 | | 62 | | 30-130 | 14 | | 30 |
| 2,4-Dimethylphenol | 52 | | 60 | | 30-130 | 14 | | 30 |
| 2-Nitrophenol | 60 | | 69 | | 30-130 | 14 | | 30 |
| 4-Nitrophenol | 47 | | 52 | | 10-80 | 10 | | 30 |
| 2,4-Dinitrophenol | 58 | | 66 | | 20-130 | 13 | | 30 |
| 4,6-Dinitro-o-cresol | 54 | | 62 | | 20-164 | 14 | | 30 |
| Pentachlorophenol | 58 | | 65 | | 9-103 | 11 | | 30 |
| Phenol | 36 | | 40 | | 12-110 | 11 | | 30 |
| 2-Methylphenol | 48 | | 59 | | 30-130 | 21 | | 30 |
| 3-Methylphenol/4-Methylphenol | 50 | | 59 | | 30-130 | 17 | | 30 |
| 2,4,5-Trichlorophenol | 58 | | 67 | | 30-130 | 14 | | 30 |
| Benzoic Acid | **0** | Q | 48 | | 10-164 | NC | | 30 |
| Benzyl Alcohol | 49 | | 53 | | 26-116 | 8 | | 30 |
| Carbazole | **48** | Q | 57 | | 55-144 | 17 | | 30 |

# Lab Control Sample Analysis
## Batch Quality Control

**Project Name:** PORT CHESTER
**Project Number:** 12166:2B

**Lab Number:** L2232278
**Report Date:** 07/13/22

| Parameter | LCS %Recovery | Qual | LCSD %Recovery | Qual | %Recovery Limits | RPD | Qual | RPD Limits |
|---|---|---|---|---|---|---|---|---|
| Semivolatile Organics by GC/MS - Westborough Lab Associated sample(s): 15 Batch: WG1656591-2 WG1656591-3 | | | | | | | | |

| Surrogate | LCS %Recovery | Qual | LCSD %Recovery | Qual | Acceptance Criteria |
|---|---|---|---|---|---|
| 2-Fluorophenol | 46 | | 51 | | 21-120 |
| Phenol-d6 | 38 | | 42 | | 10-120 |
| Nitrobenzene-d5 | 49 | | 60 | | 23-120 |
| 2-Fluorobiphenyl | 49 | | 57 | | 15-120 |
| 2,4,6-Tribromophenol | 62 | | 74 | | 10-120 |
| 4-Terphenyl-d14 | 50 | | 58 | | 41-149 |

# Matrix Spike Analysis
## *Batch Quality Control*

***Project Name:*** PORT CHESTER
***Project Number:*** 12166:2B
***Lab Number:*** L2232278
***Report Date:*** 07/13/22

| Parameter | Native Sample | MS Added | MS Found | MS %Recovery | Qual | MSD Found | MSD %Recovery | Qual | Recovery Limits | RPD | Qual | RPD Limits |
|---|---|---|---|---|---|---|---|---|---|---|---|---|
| Perfluorinated Alkyl Acids by Isotope Dilution - Mansfield Lab Associated sample(s): 14-15 QC Batch ID: WG1654783-3 QC Sample: L2232783-01 Client ID: MS Sample | | | | | | | | | | | | |
| Perfluorobutanoic Acid (PFBA) | 9.66 | 36.9 | 46.1 | 99 | | - | - | | 67-148 | - | | 30 |
| Perfluoropentanoic Acid (PFPeA) | 14.4 | 36.9 | 50.1 | 97 | | - | - | | 63-161 | - | | 30 |
| Perfluorobutanesulfonic Acid (PFBS) | 8.11 | 32.8 | 38.3 | 92 | | - | - | | 65-157 | - | | 30 |
| 1H,1H,2H,2H-Perfluorohexanesulfonic Acid (4:2FTS) | ND | 34.6 | 37.1 | 107 | | - | - | | 37-219 | - | | 30 |
| Perfluorohexanoic Acid (PFHxA) | 9.86 | 36.9 | 46.0 | 98 | | - | - | | 69-168 | - | | 30 |
| Perfluoropentanesulfonic Acid (PFPeS) | 1.11J | 34.8 | 34.5 | 96 | | - | - | | 52-156 | - | | 30 |
| Perfluoroheptanoic Acid (PFHpA) | 7.36 | 36.9 | 44.1 | 100 | | - | - | | 58-159 | - | | 30 |
| Perfluorohexanesulfonic Acid (PFHxS) | 6.29 | 33.7 | 44.4 | 113 | | - | - | | 69-177 | - | | 30 |
| Perfluorooctanoic Acid (PFOA) | 19.6 | 36.9 | 59.7 | 109 | | - | - | | 63-159 | - | | 30 |
| 1H,1H,2H,2H-Perfluorooctanesulfonic Acid (6:2FTS) | ND | 35.1 | 36.0 | 102 | | - | - | | 49-187 | - | | 30 |
| Perfluoroheptanesulfonic Acid (PFHpS) | ND | 35.2 | 47.4 | 135 | | - | - | | 61-179 | - | | 30 |
| Perfluorononanoic Acid (PFNA) | 1.39J | 36.9 | 48.9 | 129 | | - | - | | 68-171 | - | | 30 |
| Perfluorooctanesulfonic Acid (PFOS) | 18.2 | 34.2 | 63.8 | 133 | | - | - | | 52-151 | - | | 30 |
| Perfluorodecanoic Acid (PFDA) | 0.290J | 36.9 | 39.6 | 106 | | - | - | | 63-171 | - | | 30 |
| 1H,1H,2H,2H-Perfluorodecanesulfonic Acid (8:2FTS) | ND | 35.4 | 30.1 | 85 | | - | - | | 56-173 | - | | 30 |
| Perfluorononanesulfonic Acid (PFNS) | ND | 35.5 | 45.6 | 128 | | - | - | | 48-150 | - | | 30 |
| N-Methyl Perfluorooctanesulfonamidoacetic Acid (NMeFOSAA) | ND | 36.9 | 38.3 | 104 | | - | - | | 60-166 | - | | 30 |
| Perfluoroundecanoic Acid (PFUnA) | ND | 36.9 | 24.2 | 66 | | - | - | | 60-153 | - | | 30 |
| Perfluorodecanesulfonic Acid (PFDS) | ND | 35.7 | 46.5 | 130 | | - | - | | 38-156 | - | | 30 |
| Perfluorooctanesulfonamide (FOSA) | ND | 36.9 | 39.4 | 107 | | - | - | | 46-170 | - | | 30 |
| N-Ethyl Perfluorooctanesulfonamidoacetic Acid (NEtFOSAA) | ND | 36.9 | 35.4 | 96 | | - | - | | 45-170 | - | | 30 |
| Perfluorododecanoic Acid (PFDoA) | ND | 36.9 | 38.3 | 104 | | - | - | | 67-153 | - | | 30 |

# Matrix Spike Analysis

***Batch Quality Control***

***Project Name:*** PORT CHESTER

***Project Number:*** 12166:2B

***Lab Number:*** L2232278

***Report Date:*** 07/13/22

| Parameter | Native Sample | MS Added | MS Found | MS %Recovery | Qual | MSD Found | MSD %Recovery | Qual | Recovery Limits | RPD | Qual | RPD Limits |
|---|---|---|---|---|---|---|---|---|---|---|---|---|
| Perfluorinated Alkyl Acids by Isotope Dilution - Mansfield Lab Associated sample(s): 14-15 QC Batch ID: WG1654783-3 QC Sample: L2232783-01 Client ID: MS Sample | | | | | | | | | | | | |
| Perfluorotridecanoic Acid (PFTrDA) | ND | 36.9 | 64.0 | **173** | Q | - | - | | 48-158 | - | | 30 |
| Perfluorotetradecanoic Acid (PFTA) | ND | 36.9 | 74.2 | **201** | Q | - | - | | 59-182 | - | | 30 |

| Surrogate (Extracted Internal Standard) | MS % Recovery | MS Qualifier | MSD % Recovery | MSD Qualifier | Acceptance Criteria |
|---|---|---|---|---|---|
| 1H,1H,2H,2H-Perfluoro[1,2-13C2]Decanesulfonic Acid (M2-8:2FTS) | 91 | | | | 10-162 |
| 1H,1H,2H,2H-Perfluoro[1,2-13C2]Hexanesulfonic Acid (M2-4:2FTS) | **212** | Q | | | 12-142 |
| 1H,1H,2H,2H-Perfluoro[1,2-13C2]Octanesulfonic Acid (M2-6:2FTS) | **213** | Q | | | 14-147 |
| N-Deuterioethylperfluoro-1-octanesulfonamidoacetic Acid (d5-NEtFOSAA) | 82 | | | | 27-126 |
| N-Deuteriomethylperfluoro-1-octanesulfonamidoacetic Acid (d3-NMeFOSAA) | 80 | | | | 24-116 |
| Perfluoro[1,2,3,4,5,6,7-13C7]Undecanoic Acid (M7-PFUDA) | 91 | | | | 55-137 |
| Perfluoro[1,2,3,4,5,6-13C6]Decanoic Acid (M6PFDA) | 67 | | | | 62-124 |
| Perfluoro[1,2,3,4,6-13C5]Hexanoic Acid (M5PFHxA) | 78 | | | | 57-129 |
| Perfluoro[1,2,3,4-13C4]Heptanoic Acid (M4PFHpA) | 87 | | | | 60-129 |
| Perfluoro[1,2,3-13C3]Hexanesulfonic Acid (M3PFHxS) | 95 | | | | 71-134 |
| Perfluoro[1,2-13C2]Dodecanoic Acid (MPFDOA) | 87 | | | | 48-131 |
| Perfluoro[1,2-13C2]Tetradecanoic Acid (M2PFTEDA) | 37 | | | | 22-136 |
| Perfluoro[13C4]Butanoic Acid (MPFBA) | 81 | | | | 58-132 |
| Perfluoro[13C5]Pentanoic Acid (M5PFPEA) | 87 | | | | 62-163 |
| Perfluoro[13C8]Octanesulfonamide (M8FOSA) | 28 | | | | 10-112 |
| Perfluoro[13C8]Octanesulfonic Acid (M8PFOS) | **66** | Q | | | 69-131 |
| Perfluoro[13C8]Octanoic Acid (M8PFOA) | 76 | | | | 62-129 |
| Perfluoro[13C9]Nonanoic Acid (M9PFNA) | 63 | | | | 59-139 |
| Perfluoro[2,3,4-13C3]Butanesulfonic Acid (M3PFBS) | 92 | | | | 70-131 |

# Lab Duplicate Analysis
## Batch Quality Control

**Project Name:** PORT CHESTER
**Project Number:** 12166:2B

**Lab Number:** L2232278
**Report Date:** 07/13/22

| Parameter | Native Sample | Duplicate Sample | Units | RPD | Qual | RPD Limits |
|---|---|---|---|---|---|---|
| Perfluorinated Alkyl Acids by Isotope Dilution - Mansfield Lab Associated sample(s): 14-15 QC Batch ID: WG1654783-4 QC Sample: L2232783-02 Client ID: DUP Sample | | | | | | |
| Perfluorobutanoic Acid (PFBA) | 7.93 | 8.20 | ng/l | 3 | | 30 |
| Perfluoropentanoic Acid (PFPeA) | 4.52 | 4.54 | ng/l | 0 | | 30 |
| Perfluorobutanesulfonic Acid (PFBS) | ND | ND | ng/l | NC | | 30 |
| 1H,1H,2H,2H-Perfluorohexanesulfonic Acid (4:2FTS) | ND | ND | ng/l | NC | | 30 |
| Perfluorohexanoic Acid (PFHxA) | 0.881J | 0.947J | ng/l | NC | | 30 |
| Perfluoropentanesulfonic Acid (PFPeS) | ND | ND | ng/l | NC | | 30 |
| Perfluoroheptanoic Acid (PFHpA) | 0.258J | 0.310J | ng/l | NC | | 30 |
| Perfluorohexanesulfonic Acid (PFHxS) | ND | ND | ng/l | NC | | 30 |
| Perfluorooctanoic Acid (PFOA) | 0.398JF | 0.548J | ng/l | NC | | 30 |
| 1H,1H,2H,2H-Perfluorooctanesulfonic Acid (6:2FTS) | ND | ND | ng/l | NC | | 30 |
| Perfluoroheptanesulfonic Acid (PFHpS) | ND | ND | ng/l | NC | | 30 |
| Perfluorononanoic Acid (PFNA) | ND | ND | ng/l | NC | | 30 |
| Perfluorooctanesulfonic Acid (PFOS) | ND | ND | ng/l | NC | | 30 |
| Perfluorodecanoic Acid (PFDA) | ND | ND | ng/l | NC | | 30 |
| 1H,1H,2H,2H-Perfluorodecanesulfonic Acid (8:2FTS) | ND | ND | ng/l | NC | | 30 |
| Perfluorononanesulfonic Acid (PFNS) | ND | ND | ng/l | NC | | 30 |
| N-Methyl Perfluorooctanesulfonamidoacetic Acid (NMeFOSAA) | ND | ND | ng/l | NC | | 30 |
| Perfluoroundecanoic Acid (PFUnA) | ND | ND | ng/l | NC | | 30 |
| Perfluorodecanesulfonic Acid (PFDS) | ND | ND | ng/l | NC | | 30 |
| Perfluorooctanesulfonamide (FOSA) | ND | ND | ng/l | NC | | 30 |

# Lab Duplicate Analysis
## Batch Quality Control

**Project Name:** PORT CHESTER
**Project Number:** 12166:2B

**Lab Number:** L2232278
**Report Date:** 07/13/22

| Parameter | Native Sample | Duplicate Sample | Units | RPD | Qual | RPD Limits |
|---|---|---|---|---|---|---|
| Perfluorinated Alkyl Acids by Isotope Dilution - Mansfield Lab Associated sample(s): 14-15 QC Batch ID: WG1654783-4 QC Sample: L2232783-02 Client ID: DUP Sample | | | | | | |
| N-Ethyl Perfluorooctanesulfonamidoacetic Acid (NEtFOSAA) | ND | ND | ng/l | NC | | 30 |
| Perfluorododecanoic Acid (PFDoA) | ND | ND | ng/l | NC | | 30 |
| Perfluorotridecanoic Acid (PFTrDA) | ND | ND | ng/l | NC | | 30 |
| Perfluorotetradecanoic Acid (PFTA) | ND | ND | ng/l | NC | | 30 |

| Surrogate (Extracted Internal Standard) | %Recovery | Qualifier | %Recovery | Qualifier | Acceptance Criteria |
|---|---|---|---|---|---|
| Perfluoro[13C4]Butanoic Acid (MPFBA) | 69 | | 77 | | 58-132 |
| Perfluoro[13C5]Pentanoic Acid (M5PFPEA) | 91 | | 103 | | 62-163 |
| Perfluoro[2,3,4-13C3]Butanesulfonic Acid (M3PFBS) | 93 | | 94 | | 70-131 |
| 1H,1H,2H,2H-Perfluoro[1,2-13C2]Hexanesulfonic Acid (M2-4:2FTS) | 103 | | 95 | | 12-142 |
| Perfluoro[1,2,3,4,6-13C5]Hexanoic Acid (M5PFHxA) | 73 | | 82 | | 57-129 |
| Perfluoro[1,2,3,4-13C4]Heptanoic Acid (M4PFHpA) | 77 | | 84 | | 60-129 |
| Perfluoro[1,2,3-13C3]Hexanesulfonic Acid (M3PFHxS) | 92 | | 94 | | 71-134 |
| Perfluoro[13C8]Octanoic Acid (M8PFOA) | 66 | | 73 | | 62-129 |
| 1H,1H,2H,2H-Perfluoro[1,2-13C2]Octanesulfonic Acid (M2-6:2FTS) | 83 | | 85 | | 14-147 |
| Perfluoro[13C9]Nonanoic Acid (M9PFNA) | **58** | Q | 66 | | 59-139 |
| Perfluoro[13C8]Octanesulfonic Acid (M8PFOS) | **63** | Q | **68** | Q | 69-131 |
| Perfluoro[1,2,3,4,5,6-13C6]Decanoic Acid (M6PFDA) | 66 | | 68 | | 62-124 |
| 1H,1H,2H,2H-Perfluoro[1,2-13C2]Decanesulfonic Acid (M2-8:2FTS) | 71 | | 79 | | 10-162 |
| N-Deuteriomethylperfluoro-1-octanesulfonamidoacetic Acid (d3-NMeFOSAA) | 80 | | 88 | | 24-116 |
| Perfluoro[1,2,3,4,5,6,7-13C7]Undecanoic Acid (M7-PFUDA) | 98 | | 99 | | 55-137 |
| Perfluoro[13C8]Octanesulfonamide (M8FOSA) | 12 | | 10 | | 10-112 |
| N-Deuterioethylperfluoro-1-octanesulfonamidoacetic Acid (d5-NEtFOSAA) | 91 | | 99 | | 27-126 |
| Perfluoro[1,2-13C2]Dodecanoic Acid (MPFDOA) | 103 | | 108 | | 48-131 |

# Lab Duplicate Analysis
## Batch Quality Control

**Project Name:** PORT CHESTER
**Project Number:** 12166:2B

**Lab Number:** L2232278
**Report Date:** 07/13/22

| Parameter | Native Sample | Duplicate Sample | Units | RPD | Qual | RPD Limits |
|---|---|---|---|---|---|---|
| Perfluorinated Alkyl Acids by Isotope Dilution - Mansfield Lab Associated sample(s): 14-15 QC Batch ID: WG1654783-4 QC Sample: L2232783-02 Client ID: DUP Sample | | | | | | |

| Surrogate (Extracted Internal Standard) | %Recovery | Qualifier | %Recovery | Qualifier | Acceptance Criteria |
|---|---|---|---|---|---|
| Perfluoro[1,2-13C2]Tetradecanoic Acid (M2PFTEDA) | 43 | | 40 | | 22-136 |

# PCBS

**Project Name:** PORT CHESTER
**Project Number:** 12166:2B

**Lab Number:** L2232278
**Report Date:** 07/13/22

## SAMPLE RESULTS

Lab ID: L2232278-01
Client ID: SB-3-6.5
Sample Location: NEW YORK

Sample Depth:
Matrix: Soil
Analytical Method: 1,8082A
Analytical Date: 06/21/22 16:58
Analyst: JM
Percent Solids: 90%

Date Collected: 06/16/22 09:15
Date Received: 06/16/22
Field Prep: Not Specified

Extraction Method: EPA 3546
Extraction Date: 06/21/22 00:31
Cleanup Method: EPA 3665A
Cleanup Date: 06/21/22
Cleanup Method: EPA 3660B
Cleanup Date: 06/21/22

| Parameter | Result | Qualifier | Units | RL | MDL | Dilution Factor | Column |
|---|---|---|---|---|---|---|---|
| Polychlorinated Biphenyls by GC - Westborough Lab | | | | | | | |
| Aroclor 1016 | ND | | ug/kg | 35.5 | 3.15 | 1 | A |
| Aroclor 1221 | ND | | ug/kg | 35.5 | 3.56 | 1 | A |
| Aroclor 1232 | ND | | ug/kg | 35.5 | 7.52 | 1 | A |
| Aroclor 1242 | ND | | ug/kg | 35.5 | 4.78 | 1 | A |
| Aroclor 1248 | ND | | ug/kg | 35.5 | 5.32 | 1 | A |
| Aroclor 1254 | ND | | ug/kg | 35.5 | 3.88 | 1 | A |
| Aroclor 1260 | ND | | ug/kg | 35.5 | 6.56 | 1 | B |
| Aroclor 1262 | ND | | ug/kg | 35.5 | 4.51 | 1 | A |
| Aroclor 1268 | ND | | ug/kg | 35.5 | 3.68 | 1 | A |
| PCBs, Total | ND | | ug/kg | 35.5 | 3.15 | 1 | B |

| Surrogate | % Recovery | Qualifier | Acceptance Criteria | Column |
|---|---|---|---|---|
| 2,4,5,6-Tetrachloro-m-xylene | 63 | | 30-150 | A |
| Decachlorobiphenyl | 66 | | 30-150 | A |
| 2,4,5,6-Tetrachloro-m-xylene | 64 | | 30-150 | B |
| Decachlorobiphenyl | 80 | | 30-150 | B |

**Project Name:** PORT CHESTER
**Project Number:** 12166:2B

**Lab Number:** L2232278
**Report Date:** 07/13/22

## SAMPLE RESULTS

Lab ID: L2232278-02
Client ID: SB-4-13.5
Sample Location: NEW YORK

Sample Depth:
Matrix: Soil
Analytical Method: 1,8082A
Analytical Date: 06/20/22 17:52
Analyst: JM
Percent Solids: 79%

Date Collected: 06/16/22 09:35
Date Received: 06/16/22
Field Prep: Not Specified

Extraction Method: EPA 3546
Extraction Date: 06/19/22 11:36
Cleanup Method: EPA 3665A
Cleanup Date: 06/20/22
Cleanup Method: EPA 3660B
Cleanup Date: 06/20/22

| Parameter | Result | Qualifier | Units | RL | MDL | Dilution Factor | Column |
|---|---|---|---|---|---|---|---|
| Polychlorinated Biphenyls by GC - Westborough Lab | | | | | | | |
| Aroclor 1016 | ND | | ug/kg | 40.8 | 3.62 | 1 | A |
| Aroclor 1221 | ND | | ug/kg | 40.8 | 4.09 | 1 | A |
| Aroclor 1232 | ND | | ug/kg | 40.8 | 8.66 | 1 | A |
| Aroclor 1242 | ND | | ug/kg | 40.8 | 5.50 | 1 | A |
| Aroclor 1248 | ND | | ug/kg | 40.8 | 6.12 | 1 | A |
| Aroclor 1254 | ND | | ug/kg | 40.8 | 4.47 | 1 | A |
| Aroclor 1260 | ND | | ug/kg | 40.8 | 7.54 | 1 | A |
| Aroclor 1262 | ND | | ug/kg | 40.8 | 5.18 | 1 | A |
| Aroclor 1268 | ND | | ug/kg | 40.8 | 4.23 | 1 | A |
| PCBs, Total | ND | | ug/kg | 40.8 | 3.62 | 1 | A |

| Surrogate | % Recovery | Qualifier | Acceptance Criteria | Column |
|---|---|---|---|---|
| 2,4,5,6-Tetrachloro-m-xylene | 70 | | 30-150 | A |
| Decachlorobiphenyl | 62 | | 30-150 | A |
| 2,4,5,6-Tetrachloro-m-xylene | 72 | | 30-150 | B |
| Decachlorobiphenyl | 64 | | 30-150 | B |

**Project Name:** PORT CHESTER
**Project Number:** 12166:2B

**Lab Number:** L2232278
**Report Date:** 07/13/22

## SAMPLE RESULTS

Lab ID: L2232278-03
Client ID: SB-5-1.5
Sample Location: NEW YORK

Sample Depth:
Matrix: Soil
Analytical Method: 1,8082A
Analytical Date: 06/21/22 17:07
Analyst: JM
Percent Solids: 92%

Date Collected: 06/16/22 10:00
Date Received: 06/16/22
Field Prep: Not Specified

Extraction Method: EPA 3546
Extraction Date: 06/21/22 00:31
Cleanup Method: EPA 3665A
Cleanup Date: 06/21/22
Cleanup Method: EPA 3660B
Cleanup Date: 06/21/22

| Parameter | Result | Qualifier | Units | RL | MDL | Dilution Factor | Column |
|---|---|---|---|---|---|---|---|
| Polychlorinated Biphenyls by GC - Westborough Lab | | | | | | | |
| Aroclor 1016 | ND | | ug/kg | 35.3 | 3.13 | 1 | A |
| Aroclor 1221 | ND | | ug/kg | 35.3 | 3.54 | 1 | A |
| Aroclor 1232 | ND | | ug/kg | 35.3 | 7.48 | 1 | A |
| Aroclor 1242 | ND | | ug/kg | 35.3 | 4.76 | 1 | A |
| Aroclor 1248 | ND | | ug/kg | 35.3 | 5.29 | 1 | A |
| Aroclor 1254 | ND | | ug/kg | 35.3 | 3.86 | 1 | A |
| Aroclor 1260 | ND | | ug/kg | 35.3 | 6.52 | 1 | A |
| Aroclor 1262 | ND | | ug/kg | 35.3 | 4.48 | 1 | A |
| Aroclor 1268 | ND | | ug/kg | 35.3 | 3.66 | 1 | A |
| PCBs, Total | ND | | ug/kg | 35.3 | 3.13 | 1 | A |

| Surrogate | % Recovery | Qualifier | Acceptance Criteria | Column |
|---|---|---|---|---|
| 2,4,5,6-Tetrachloro-m-xylene | 46 | | 30-150 | A |
| Decachlorobiphenyl | 50 | | 30-150 | A |
| 2,4,5,6-Tetrachloro-m-xylene | 49 | | 30-150 | B |
| Decachlorobiphenyl | 64 | | 30-150 | B |

**Project Name:** PORT CHESTER
**Project Number:** 12166:2B

**Lab Number:** L2232278
**Report Date:** 07/13/22

## SAMPLE RESULTS

Lab ID: L2232278-04
Client ID: SB-6-7.5
Sample Location: NEW YORK

Sample Depth:
Matrix: Soil
Analytical Method: 1,8082A
Analytical Date: 06/21/22 17:15
Analyst: JM
Percent Solids: 94%

Date Collected: 06/16/22 10:20
Date Received: 06/16/22
Field Prep: Not Specified

Extraction Method: EPA 3546
Extraction Date: 06/21/22 00:31
Cleanup Method: EPA 3665A
Cleanup Date: 06/21/22
Cleanup Method: EPA 3660B
Cleanup Date: 06/21/22

| Parameter | Result | Qualifier | Units | RL | MDL | Dilution Factor | Column |
|---|---|---|---|---|---|---|---|
| Polychlorinated Biphenyls by GC - Westborough Lab | | | | | | | |
| Aroclor 1016 | ND | | ug/kg | 34.5 | 3.07 | 1 | A |
| Aroclor 1221 | ND | | ug/kg | 34.5 | 3.46 | 1 | A |
| Aroclor 1232 | ND | | ug/kg | 34.5 | 7.32 | 1 | A |
| Aroclor 1242 | ND | | ug/kg | 34.5 | 4.66 | 1 | A |
| Aroclor 1248 | ND | | ug/kg | 34.5 | 5.18 | 1 | A |
| Aroclor 1254 | ND | | ug/kg | 34.5 | 3.78 | 1 | A |
| Aroclor 1260 | ND | | ug/kg | 34.5 | 6.38 | 1 | A |
| Aroclor 1262 | ND | | ug/kg | 34.5 | 4.38 | 1 | A |
| Aroclor 1268 | ND | | ug/kg | 34.5 | 3.58 | 1 | A |
| PCBs, Total | ND | | ug/kg | 34.5 | 3.07 | 1 | A |

| Surrogate | % Recovery | Qualifier | Acceptance Criteria | Column |
|---|---|---|---|---|
| 2,4,5,6-Tetrachloro-m-xylene | 65 | | 30-150 | A |
| Decachlorobiphenyl | 68 | | 30-150 | A |
| 2,4,5,6-Tetrachloro-m-xylene | 64 | | 30-150 | B |
| Decachlorobiphenyl | 82 | | 30-150 | B |

**Project Name:** PORT CHESTER
**Project Number:** 12166:2B

**Lab Number:** L2232278
**Report Date:** 07/13/22

## SAMPLE RESULTS

Lab ID: L2232278-05
Client ID: SB-7-13
Sample Location: NEW YORK

Sample Depth:
Matrix: Soil
Analytical Method: 1,8082A
Analytical Date: 06/20/22 14:27
Analyst: JM
Percent Solids: 90%

Date Collected: 06/16/22 11:15
Date Received: 06/16/22
Field Prep: Not Specified

Extraction Method: EPA 3546
Extraction Date: 06/19/22 11:32
Cleanup Method: EPA 3665A
Cleanup Date: 06/20/22
Cleanup Method: EPA 3660B
Cleanup Date: 06/20/22

| Parameter | Result | Qualifier | Units | RL | MDL | Dilution Factor | Column |
|---|---|---|---|---|---|---|---|
| Polychlorinated Biphenyls by GC - Westborough Lab | | | | | | | |
| Aroclor 1016 | ND | | ug/kg | 36.2 | 3.22 | 1 | A |
| Aroclor 1221 | ND | | ug/kg | 36.2 | 3.63 | 1 | A |
| Aroclor 1232 | ND | | ug/kg | 36.2 | 7.68 | 1 | A |
| Aroclor 1242 | ND | | ug/kg | 36.2 | 4.88 | 1 | A |
| Aroclor 1248 | ND | | ug/kg | 36.2 | 5.43 | 1 | A |
| Aroclor 1254 | ND | | ug/kg | 36.2 | 3.96 | 1 | A |
| Aroclor 1260 | ND | | ug/kg | 36.2 | 6.69 | 1 | A |
| Aroclor 1262 | ND | | ug/kg | 36.2 | 4.60 | 1 | A |
| Aroclor 1268 | ND | | ug/kg | 36.2 | 3.75 | 1 | A |
| PCBs, Total | ND | | ug/kg | 36.2 | 3.22 | 1 | A |

| Surrogate | % Recovery | Qualifier | Acceptance Criteria | Column |
|---|---|---|---|---|
| 2,4,5,6-Tetrachloro-m-xylene | 75 | | 30-150 | A |
| Decachlorobiphenyl | 61 | | 30-150 | A |
| 2,4,5,6-Tetrachloro-m-xylene | 77 | | 30-150 | B |
| Decachlorobiphenyl | 68 | | 30-150 | B |

**Project Name:** PORT CHESTER
**Project Number:** 12166:2B

**Lab Number:** L2232278
**Report Date:** 07/13/22

## SAMPLE RESULTS

Lab ID: L2232278-06
Client ID: SB-8-0.5
Sample Location: NEW YORK

Sample Depth:
Matrix: Soil
Analytical Method: 1,8082A
Analytical Date: 06/20/22 14:14
Analyst: JM
Percent Solids: 96%

Date Collected: 06/16/22 10:30
Date Received: 06/16/22
Field Prep: Not Specified

Extraction Method: EPA 3546
Extraction Date: 06/19/22 11:32
Cleanup Method: EPA 3665A
Cleanup Date: 06/20/22
Cleanup Method: EPA 3660B
Cleanup Date: 06/20/22

| Parameter | Result | Qualifier | Units | RL | MDL | Dilution Factor | Column |
|---|---|---|---|---|---|---|---|
| Polychlorinated Biphenyls by GC - Westborough Lab | | | | | | | |
| Aroclor 1016 | ND | | ug/kg | 34.0 | 3.02 | 1 | A |
| Aroclor 1221 | ND | | ug/kg | 34.0 | 3.41 | 1 | A |
| Aroclor 1232 | ND | | ug/kg | 34.0 | 7.21 | 1 | A |
| Aroclor 1242 | ND | | ug/kg | 34.0 | 4.59 | 1 | A |
| Aroclor 1248 | ND | | ug/kg | 34.0 | 5.10 | 1 | A |
| Aroclor 1254 | ND | | ug/kg | 34.0 | 3.72 | 1 | A |
| Aroclor 1260 | ND | | ug/kg | 34.0 | 6.29 | 1 | A |
| Aroclor 1262 | ND | | ug/kg | 34.0 | 4.32 | 1 | A |
| Aroclor 1268 | ND | | ug/kg | 34.0 | 3.52 | 1 | A |
| PCBs, Total | ND | | ug/kg | 34.0 | 3.02 | 1 | A |

| Surrogate | % Recovery | Qualifier | Acceptance Criteria | Column |
|---|---|---|---|---|
| 2,4,5,6-Tetrachloro-m-xylene | 84 | | 30-150 | A |
| Decachlorobiphenyl | 73 | | 30-150 | A |
| 2,4,5,6-Tetrachloro-m-xylene | 87 | | 30-150 | B |
| Decachlorobiphenyl | 78 | | 30-150 | B |

**Project Name:** PORT CHESTER
**Project Number:** 12166:2B

**Lab Number:** L2232278
**Report Date:** 07/13/22

## SAMPLE RESULTS

Lab ID: L2232278-07
Client ID: SB-9-0.5
Sample Location: NEW YORK

Sample Depth:
Matrix: Soil
Analytical Method: 1,8082A
Analytical Date: 06/21/22 17:24
Analyst: JM
Percent Solids: 97%

Date Collected: 06/16/22 10:40
Date Received: 06/16/22
Field Prep: Not Specified

Extraction Method: EPA 3546
Extraction Date: 06/21/22 00:31
Cleanup Method: EPA 3665A
Cleanup Date: 06/21/22
Cleanup Method: EPA 3660B
Cleanup Date: 06/21/22

| Parameter | Result | Qualifier | Units | RL | MDL | Dilution Factor | Column |
|---|---|---|---|---|---|---|---|
| Polychlorinated Biphenyls by GC - Westborough Lab | | | | | | | |
| Aroclor 1016 | ND | | ug/kg | 33.2 | 2.95 | 1 | A |
| Aroclor 1221 | ND | | ug/kg | 33.2 | 3.33 | 1 | A |
| Aroclor 1232 | ND | | ug/kg | 33.2 | 7.04 | 1 | A |
| Aroclor 1242 | ND | | ug/kg | 33.2 | 4.48 | 1 | A |
| Aroclor 1248 | ND | | ug/kg | 33.2 | 4.98 | 1 | A |
| Aroclor 1254 | ND | | ug/kg | 33.2 | 3.64 | 1 | A |
| Aroclor 1260 | ND | | ug/kg | 33.2 | 6.14 | 1 | A |
| Aroclor 1262 | ND | | ug/kg | 33.2 | 4.22 | 1 | A |
| Aroclor 1268 | ND | | ug/kg | 33.2 | 3.44 | 1 | A |
| PCBs, Total | ND | | ug/kg | 33.2 | 2.95 | 1 | A |

| Surrogate | % Recovery | Qualifier | Acceptance Criteria | Column |
|---|---|---|---|---|
| 2,4,5,6-Tetrachloro-m-xylene | 78 | | 30-150 | A |
| Decachlorobiphenyl | 74 | | 30-150 | A |
| 2,4,5,6-Tetrachloro-m-xylene | 77 | | 30-150 | B |
| Decachlorobiphenyl | 85 | | 30-150 | B |

**Project Name:** PORT CHESTER
**Project Number:** 12166:2B

**Lab Number:** L2232278
**Report Date:** 07/13/22

## SAMPLE RESULTS

Lab ID: L2232278-08
Client ID: SB-10-1.5
Sample Location: NEW YORK

Sample Depth:
Matrix: Soil
Analytical Method: 1,8082A
Analytical Date: 06/21/22 17:33
Analyst: JM
Percent Solids: 87%

Date Collected: 06/16/22 11:40
Date Received: 06/16/22
Field Prep: Not Specified

Extraction Method: EPA 3546
Extraction Date: 06/21/22 00:31
Cleanup Method: EPA 3665A
Cleanup Date: 06/21/22
Cleanup Method: EPA 3660B
Cleanup Date: 06/21/22

| Parameter | Result | Qualifier | Units | RL | MDL | Dilution Factor | Column |
|---|---|---|---|---|---|---|---|
| Polychlorinated Biphenyls by GC - Westborough Lab | | | | | | | |
| Aroclor 1016 | ND | | ug/kg | 37.0 | 3.28 | 1 | A |
| Aroclor 1221 | ND | | ug/kg | 37.0 | 3.70 | 1 | A |
| Aroclor 1232 | ND | | ug/kg | 37.0 | 7.84 | 1 | A |
| Aroclor 1242 | ND | | ug/kg | 37.0 | 4.98 | 1 | A |
| Aroclor 1248 | ND | | ug/kg | 37.0 | 5.54 | 1 | A |
| Aroclor 1254 | ND | | ug/kg | 37.0 | 4.04 | 1 | A |
| Aroclor 1260 | 33.5 | J | ug/kg | 37.0 | 6.83 | 1 | B |
| Aroclor 1262 | ND | | ug/kg | 37.0 | 4.69 | 1 | A |
| Aroclor 1268 | 37.6 | | ug/kg | 37.0 | 3.83 | 1 | B |
| PCBs, Total | 71.1 | J | ug/kg | 37.0 | 3.28 | 1 | B |

| Surrogate | % Recovery | Qualifier | Acceptance Criteria | Column |
|---|---|---|---|---|
| 2,4,5,6-Tetrachloro-m-xylene | 56 | | 30-150 | A |
| Decachlorobiphenyl | 113 | | 30-150 | A |
| 2,4,5,6-Tetrachloro-m-xylene | 54 | | 30-150 | B |
| Decachlorobiphenyl | 141 | | 30-150 | B |

**Project Name:** PORT CHESTER
**Project Number:** 12166:2B

**Lab Number:** L2232278
**Report Date:** 07/13/22

## SAMPLE RESULTS

Lab ID: L2232278-09
Client ID: SB-11-1.5
Sample Location: NEW YORK

Sample Depth:
Matrix: Soil
Analytical Method: 1,8082A
Analytical Date: 06/21/22 17:42
Analyst: JM
Percent Solids: 81%

Date Collected: 06/16/22 11:55
Date Received: 06/16/22
Field Prep: Not Specified

Extraction Method: EPA 3546
Extraction Date: 06/21/22 00:31
Cleanup Method: EPA 3665A
Cleanup Date: 06/21/22
Cleanup Method: EPA 3660B
Cleanup Date: 06/21/22

| Parameter | Result | Qualifier | Units | RL | MDL | Dilution Factor | Column |
|---|---|---|---|---|---|---|---|
| Polychlorinated Biphenyls by GC - Westborough Lab | | | | | | | |
| Aroclor 1016 | ND | | ug/kg | 40.3 | 3.58 | 1 | A |
| Aroclor 1221 | ND | | ug/kg | 40.3 | 4.04 | 1 | A |
| Aroclor 1232 | ND | | ug/kg | 40.3 | 8.54 | 1 | A |
| Aroclor 1242 | ND | | ug/kg | 40.3 | 5.43 | 1 | A |
| Aroclor 1248 | ND | | ug/kg | 40.3 | 6.04 | 1 | A |
| Aroclor 1254 | ND | | ug/kg | 40.3 | 4.40 | 1 | A |
| Aroclor 1260 | 12.7 | J | ug/kg | 40.3 | 7.44 | 1 | A |
| Aroclor 1262 | ND | | ug/kg | 40.3 | 5.11 | 1 | A |
| Aroclor 1268 | ND | | ug/kg | 40.3 | 4.17 | 1 | A |
| PCBs, Total | 12.7 | J | ug/kg | 40.3 | 3.58 | 1 | A |

| Surrogate | % Recovery | Qualifier | Acceptance Criteria | Column |
|---|---|---|---|---|
| 2,4,5,6-Tetrachloro-m-xylene | 59 | | 30-150 | A |
| Decachlorobiphenyl | 59 | | 30-150 | A |
| 2,4,5,6-Tetrachloro-m-xylene | 57 | | 30-150 | B |
| Decachlorobiphenyl | 70 | | 30-150 | B |

**Project Name:** PORT CHESTER
**Project Number:** 12166:2B

**Lab Number:** L2232278
**Report Date:** 07/13/22

## SAMPLE RESULTS

Lab ID: L2232278-10
Client ID: SB-12-7.5
Sample Location: NEW YORK

Sample Depth:
Matrix: Soil
Analytical Method: 1,8082A
Analytical Date: 06/21/22 17:51
Analyst: JM
Percent Solids: 81%

Date Collected: 06/16/22 12:45
Date Received: 06/16/22
Field Prep: Not Specified

Extraction Method: EPA 3546
Extraction Date: 06/21/22 00:31
Cleanup Method: EPA 3665A
Cleanup Date: 06/21/22
Cleanup Method: EPA 3660B
Cleanup Date: 06/21/22

| Parameter | Result | Qualifier | Units | RL | MDL | Dilution Factor | Column |
|---|---|---|---|---|---|---|---|
| Polychlorinated Biphenyls by GC - Westborough Lab | | | | | | | |
| Aroclor 1016 | ND | | ug/kg | 39.9 | 3.54 | 1 | A |
| Aroclor 1221 | ND | | ug/kg | 39.9 | 4.00 | 1 | A |
| Aroclor 1232 | ND | | ug/kg | 39.9 | 8.45 | 1 | A |
| Aroclor 1242 | ND | | ug/kg | 39.9 | 5.38 | 1 | A |
| Aroclor 1248 | ND | | ug/kg | 39.9 | 5.98 | 1 | A |
| Aroclor 1254 | ND | | ug/kg | 39.9 | 4.36 | 1 | A |
| Aroclor 1260 | ND | | ug/kg | 39.9 | 7.37 | 1 | A |
| Aroclor 1262 | ND | | ug/kg | 39.9 | 5.06 | 1 | A |
| Aroclor 1268 | ND | | ug/kg | 39.9 | 4.13 | 1 | A |
| PCBs, Total | ND | | ug/kg | 39.9 | 3.54 | 1 | A |

| Surrogate | % Recovery | Qualifier | Acceptance Criteria | Column |
|---|---|---|---|---|
| 2,4,5,6-Tetrachloro-m-xylene | 68 | | 30-150 | A |
| Decachlorobiphenyl | 63 | | 30-150 | A |
| 2,4,5,6-Tetrachloro-m-xylene | 65 | | 30-150 | B |
| Decachlorobiphenyl | 77 | | 30-150 | B |

**Project Name:** PORT CHESTER
**Project Number:** 12166:2B

**Lab Number:** L2232278
**Report Date:** 07/13/22

## SAMPLE RESULTS

Lab ID: L2232278-11
Client ID: SB-13-2.0
Sample Location: NEW YORK

Sample Depth:
Matrix: Soil
Analytical Method: 1,8082A
Analytical Date: 06/21/22 17:59
Analyst: JM
Percent Solids: 84%

Date Collected: 06/16/22 13:00
Date Received: 06/16/22
Field Prep: Not Specified

Extraction Method: EPA 3546
Extraction Date: 06/21/22 00:31
Cleanup Method: EPA 3665A
Cleanup Date: 06/21/22
Cleanup Method: EPA 3660B
Cleanup Date: 06/21/22

| Parameter | Result | Qualifier | Units | RL | MDL | Dilution Factor | Column |
|---|---|---|---|---|---|---|---|
| Polychlorinated Biphenyls by GC - Westborough Lab | | | | | | | |
| Aroclor 1016 | ND | | ug/kg | 38.7 | 3.44 | 1 | A |
| Aroclor 1221 | ND | | ug/kg | 38.7 | 3.88 | 1 | A |
| Aroclor 1232 | ND | | ug/kg | 38.7 | 8.20 | 1 | A |
| Aroclor 1242 | ND | | ug/kg | 38.7 | 5.21 | 1 | A |
| Aroclor 1248 | ND | | ug/kg | 38.7 | 5.80 | 1 | A |
| Aroclor 1254 | ND | | ug/kg | 38.7 | 4.23 | 1 | A |
| Aroclor 1260 | ND | | ug/kg | 38.7 | 7.15 | 1 | A |
| Aroclor 1262 | ND | | ug/kg | 38.7 | 4.91 | 1 | A |
| Aroclor 1268 | ND | | ug/kg | 38.7 | 4.01 | 1 | A |
| PCBs, Total | ND | | ug/kg | 38.7 | 3.44 | 1 | A |

| Surrogate | % Recovery | Qualifier | Acceptance Criteria | Column |
|---|---|---|---|---|
| 2,4,5,6-Tetrachloro-m-xylene | 65 | | 30-150 | A |
| Decachlorobiphenyl | 58 | | 30-150 | A |
| 2,4,5,6-Tetrachloro-m-xylene | 64 | | 30-150 | B |
| Decachlorobiphenyl | 69 | | 30-150 | B |

**Project Name:** PORT CHESTER
**Project Number:** 12166:2B

**Lab Number:** L2232278
**Report Date:** 07/13/22

## SAMPLE RESULTS

Lab ID: L2232278-12
Client ID: SB-14-3.0
Sample Location: NEW YORK

Sample Depth:
Matrix: Soil
Analytical Method: 1,8082A
Analytical Date: 06/21/22 18:08
Analyst: JM
Percent Solids: 85%

Date Collected: 06/16/22 13:10
Date Received: 06/16/22
Field Prep: Not Specified

Extraction Method: EPA 3546
Extraction Date: 06/21/22 00:31
Cleanup Method: EPA 3665A
Cleanup Date: 06/21/22
Cleanup Method: EPA 3660B
Cleanup Date: 06/21/22

| Parameter | Result | Qualifier | Units | RL | MDL | Dilution Factor | Column |
|---|---|---|---|---|---|---|---|
| Polychlorinated Biphenyls by GC - Westborough Lab | | | | | | | |
| Aroclor 1016 | ND | | ug/kg | 38.7 | 3.44 | 1 | A |
| Aroclor 1221 | ND | | ug/kg | 38.7 | 3.88 | 1 | A |
| Aroclor 1232 | ND | | ug/kg | 38.7 | 8.21 | 1 | A |
| Aroclor 1242 | ND | | ug/kg | 38.7 | 5.22 | 1 | A |
| Aroclor 1248 | ND | | ug/kg | 38.7 | 5.81 | 1 | A |
| Aroclor 1254 | ND | | ug/kg | 38.7 | 4.24 | 1 | A |
| Aroclor 1260 | ND | | ug/kg | 38.7 | 7.16 | 1 | A |
| Aroclor 1262 | ND | | ug/kg | 38.7 | 4.92 | 1 | A |
| Aroclor 1268 | ND | | ug/kg | 38.7 | 4.01 | 1 | A |
| PCBs, Total | ND | | ug/kg | 38.7 | 3.44 | 1 | A |

| Surrogate | % Recovery | Qualifier | Acceptance Criteria | Column |
|---|---|---|---|---|
| 2,4,5,6-Tetrachloro-m-xylene | 68 | | 30-150 | A |
| Decachlorobiphenyl | 62 | | 30-150 | A |
| 2,4,5,6-Tetrachloro-m-xylene | 66 | | 30-150 | B |
| Decachlorobiphenyl | 73 | | 30-150 | B |

**Project Name:** PORT CHESTER
**Project Number:** 12166:2B

**Lab Number:** L2232278
**Report Date:** 07/13/22

## SAMPLE RESULTS

Lab ID: L2232278-13
Client ID: SB-15-0.5
Sample Location: NEW YORK

Sample Depth:
Matrix: Soil
Analytical Method: 1,8082A
Analytical Date: 06/21/22 18:17
Analyst: JM
Percent Solids: 95%

Date Collected: 06/16/22 13:15
Date Received: 06/16/22
Field Prep: Not Specified

Extraction Method: EPA 3546
Extraction Date: 06/21/22 00:31
Cleanup Method: EPA 3665A
Cleanup Date: 06/21/22
Cleanup Method: EPA 3660B
Cleanup Date: 06/21/22

| Parameter | Result | Qualifier | Units | RL | MDL | Dilution Factor | Column |
|---|---|---|---|---|---|---|---|
| Polychlorinated Biphenyls by GC - Westborough Lab | | | | | | | |
| Aroclor 1016 | ND | | ug/kg | 34.9 | 3.10 | 1 | A |
| Aroclor 1221 | ND | | ug/kg | 34.9 | 3.50 | 1 | A |
| Aroclor 1232 | ND | | ug/kg | 34.9 | 7.41 | 1 | A |
| Aroclor 1242 | ND | | ug/kg | 34.9 | 4.71 | 1 | A |
| Aroclor 1248 | ND | | ug/kg | 34.9 | 5.24 | 1 | A |
| Aroclor 1254 | ND | | ug/kg | 34.9 | 3.82 | 1 | A |
| Aroclor 1260 | ND | | ug/kg | 34.9 | 6.46 | 1 | A |
| Aroclor 1262 | ND | | ug/kg | 34.9 | 4.44 | 1 | A |
| Aroclor 1268 | ND | | ug/kg | 34.9 | 3.62 | 1 | A |
| PCBs, Total | ND | | ug/kg | 34.9 | 3.10 | 1 | A |

| Surrogate | % Recovery | Qualifier | Acceptance Criteria | Column |
|---|---|---|---|---|
| 2,4,5,6-Tetrachloro-m-xylene | 77 | | 30-150 | A |
| Decachlorobiphenyl | 74 | | 30-150 | A |
| 2,4,5,6-Tetrachloro-m-xylene | 77 | | 30-150 | B |
| Decachlorobiphenyl | 81 | | 30-150 | B |

**Project Name:** PORT CHESTER
**Project Number:** 12166:2B

**Lab Number:** L2232278
**Report Date:** 07/13/22

## SAMPLE RESULTS

Lab ID: L2232278-14
Client ID: TW-2
Sample Location: NEW YORK

Sample Depth:
Matrix: Water
Analytical Method: 1,8082A
Analytical Date: 06/30/22 13:54
Analyst: ER

Date Collected: 06/16/22 10:10
Date Received: 06/16/22
Field Prep: Not Specified

Extraction Method: EPA 3510C
Extraction Date: 06/30/22 02:28
Cleanup Method: EPA 3665A
Cleanup Date: 06/30/22
Cleanup Method: EPA 3660B
Cleanup Date: 06/30/22

| Parameter | Result | Qualifier | Units | RL | MDL | Dilution Factor | Column |
|---|---|---|---|---|---|---|---|
| Polychlorinated Biphenyls by GC - Westborough Lab | | | | | | | |
| Aroclor 1016 | ND | | ug/l | 0.071 | 0.061 | 1 | A |
| Aroclor 1221 | ND | | ug/l | 0.071 | 0.061 | 1 | A |
| Aroclor 1232 | ND | | ug/l | 0.071 | 0.061 | 1 | A |
| Aroclor 1242 | ND | | ug/l | 0.071 | 0.061 | 1 | A |
| Aroclor 1248 | ND | | ug/l | 0.071 | 0.061 | 1 | A |
| Aroclor 1254 | ND | | ug/l | 0.071 | 0.061 | 1 | A |
| Aroclor 1260 | ND | | ug/l | 0.071 | 0.061 | 1 | A |
| Aroclor 1262 | ND | | ug/l | 0.071 | 0.061 | 1 | A |
| Aroclor 1268 | ND | | ug/l | 0.071 | 0.061 | 1 | A |
| PCBs, Total | ND | | ug/l | 0.071 | 0.061 | 1 | A |

| Surrogate | % Recovery | Qualifier | Acceptance Criteria | Column |
|---|---|---|---|---|
| 2,4,5,6-Tetrachloro-m-xylene | 81 | | 30-150 | A |
| Decachlorobiphenyl | 83 | | 30-150 | A |
| 2,4,5,6-Tetrachloro-m-xylene | 85 | | 30-150 | B |
| Decachlorobiphenyl | 89 | | 30-150 | B |

**Project Name:** PORT CHESTER
**Project Number:** 12166:2B

**Lab Number:** L2232278
**Report Date:** 07/13/22

## SAMPLE RESULTS

Lab ID: L2232278-15
Client ID: TW-3
Sample Location: NEW YORK

Sample Depth:
Matrix: Water
Analytical Method: 1,8082A
Analytical Date: 06/30/22 14:02
Analyst: ER

Date Collected: 06/16/22 10:35
Date Received: 06/16/22
Field Prep: Not Specified

Extraction Method: EPA 3510C
Extraction Date: 06/30/22 02:28
Cleanup Method: EPA 3665A
Cleanup Date: 06/30/22
Cleanup Method: EPA 3660B
Cleanup Date: 06/30/22

| Parameter | Result | Qualifier | Units | RL | MDL | Dilution Factor | Column |
|---|---|---|---|---|---|---|---|
| Polychlorinated Biphenyls by GC - Westborough Lab | | | | | | | |
| Aroclor 1016 | ND | | ug/l | 0.071 | 0.061 | 1 | A |
| Aroclor 1221 | ND | | ug/l | 0.071 | 0.061 | 1 | A |
| Aroclor 1232 | ND | | ug/l | 0.071 | 0.061 | 1 | A |
| Aroclor 1242 | ND | | ug/l | 0.071 | 0.061 | 1 | A |
| Aroclor 1248 | ND | | ug/l | 0.071 | 0.061 | 1 | A |
| Aroclor 1254 | ND | | ug/l | 0.071 | 0.061 | 1 | A |
| Aroclor 1260 | ND | | ug/l | 0.071 | 0.061 | 1 | A |
| Aroclor 1262 | ND | | ug/l | 0.071 | 0.061 | 1 | A |
| Aroclor 1268 | ND | | ug/l | 0.071 | 0.061 | 1 | A |
| PCBs, Total | ND | | ug/l | 0.071 | 0.061 | 1 | A |

| Surrogate | % Recovery | Qualifier | Acceptance Criteria | Column |
|---|---|---|---|---|
| 2,4,5,6-Tetrachloro-m-xylene | 67 | | 30-150 | A |
| Decachlorobiphenyl | 74 | | 30-150 | A |
| 2,4,5,6-Tetrachloro-m-xylene | 70 | | 30-150 | B |
| Decachlorobiphenyl | 72 | | 30-150 | B |

**Project Name:** PORT CHESTER
**Project Number:** 12166:2B

**Lab Number:** L2232278
**Report Date:** 07/13/22

# Method Blank Analysis
## Batch Quality Control

Analytical Method: 1,8082A
Analytical Date: 06/20/22 10:45
Analyst: ER

Extraction Method: EPA 3546
Extraction Date: 06/19/22 11:01
Cleanup Method: EPA 3665A
Cleanup Date: 06/20/22
Cleanup Method: EPA 3660B
Cleanup Date: 06/20/22

| Parameter | Result | Qualifier | Units | RL | MDL | Column |
|---|---|---|---|---|---|---|
| Polychlorinated Biphenyls by GC - Westborough Lab for sample(s): 02,05-06 Batch: WG1652562-1 | | | | | | |
| Aroclor 1016 | ND | | ug/kg | 32.3 | 2.87 | A |
| Aroclor 1221 | ND | | ug/kg | 32.3 | 3.24 | A |
| Aroclor 1232 | ND | | ug/kg | 32.3 | 6.85 | A |
| Aroclor 1242 | ND | | ug/kg | 32.3 | 4.35 | A |
| Aroclor 1248 | ND | | ug/kg | 32.3 | 4.84 | A |
| Aroclor 1254 | ND | | ug/kg | 32.3 | 3.53 | A |
| Aroclor 1260 | ND | | ug/kg | 32.3 | 5.97 | A |
| Aroclor 1262 | ND | | ug/kg | 32.3 | 4.10 | A |
| Aroclor 1268 | ND | | ug/kg | 32.3 | 3.35 | A |
| PCBs, Total | ND | | ug/kg | 32.3 | 2.87 | A |

| Surrogate | %Recovery | Qualifier | Acceptance Criteria | Column |
|---|---|---|---|---|
| 2,4,5,6-Tetrachloro-m-xylene | 78 | | 30-150 | A |
| Decachlorobiphenyl | 73 | | 30-150 | A |
| 2,4,5,6-Tetrachloro-m-xylene | 78 | | 30-150 | B |
| Decachlorobiphenyl | 84 | | 30-150 | B |

**Project Name:** PORT CHESTER
**Project Number:** 12166:2B

**Lab Number:** L2232278
**Report Date:** 07/13/22

# Method Blank Analysis
## Batch Quality Control

Analytical Method: 1,8082A
Analytical Date: 06/21/22 18:26
Analyst: JM

Extraction Method: EPA 3546
Extraction Date: 06/21/22 00:31
Cleanup Method: EPA 3665A
Cleanup Date: 06/21/22
Cleanup Method: EPA 3660B
Cleanup Date: 06/21/22

| Parameter | Result | Qualifier | Units | RL | MDL | Column |
|---|---|---|---|---|---|---|
| Polychlorinated Biphenyls by GC - Westborough Lab for sample(s): 01,03-04,07-13 Batch: WG1653143-1 | | | | | | |
| Aroclor 1016 | ND | | ug/kg | 32.1 | 2.85 | A |
| Aroclor 1221 | ND | | ug/kg | 32.1 | 3.22 | A |
| Aroclor 1232 | ND | | ug/kg | 32.1 | 6.80 | A |
| Aroclor 1242 | ND | | ug/kg | 32.1 | 4.33 | A |
| Aroclor 1248 | ND | | ug/kg | 32.1 | 4.81 | A |
| Aroclor 1254 | ND | | ug/kg | 32.1 | 3.51 | A |
| Aroclor 1260 | ND | | ug/kg | 32.1 | 5.93 | A |
| Aroclor 1262 | ND | | ug/kg | 32.1 | 4.08 | A |
| Aroclor 1268 | ND | | ug/kg | 32.1 | 3.32 | A |
| PCBs, Total | ND | | ug/kg | 32.1 | 2.85 | A |

| Surrogate | %Recovery | Qualifier | Acceptance Criteria | Column |
|---|---|---|---|---|
| 2,4,5,6-Tetrachloro-m-xylene | 80 | | 30-150 | A |
| Decachlorobiphenyl | 81 | | 30-150 | A |
| 2,4,5,6-Tetrachloro-m-xylene | 81 | | 30-150 | B |
| Decachlorobiphenyl | 87 | | 30-150 | B |

**Project Name:** PORT CHESTER
**Project Number:** 12166:2B

**Lab Number:** L2232278
**Report Date:** 07/13/22

# Method Blank Analysis
## Batch Quality Control

Analytical Method: 1,8082A
Analytical Date: 06/30/22 13:22
Analyst: ER

Extraction Method: EPA 3510C
Extraction Date: 06/30/22 02:28
Cleanup Method: EPA 3665A
Cleanup Date: 06/30/22
Cleanup Method: EPA 3660B
Cleanup Date: 06/30/22

| Parameter | Result | Qualifier | Units | RL | MDL | Column |
|---|---|---|---|---|---|---|
| Polychlorinated Biphenyls by GC - Westborough Lab for sample(s): 14-15 Batch: WG1657179-1 | | | | | | |
| Aroclor 1016 | ND | | ug/l | 0.071 | 0.061 | A |
| Aroclor 1221 | ND | | ug/l | 0.071 | 0.061 | A |
| Aroclor 1232 | ND | | ug/l | 0.071 | 0.061 | A |
| Aroclor 1242 | ND | | ug/l | 0.071 | 0.061 | A |
| Aroclor 1248 | ND | | ug/l | 0.071 | 0.061 | A |
| Aroclor 1254 | ND | | ug/l | 0.071 | 0.061 | A |
| Aroclor 1260 | ND | | ug/l | 0.071 | 0.061 | A |
| Aroclor 1262 | ND | | ug/l | 0.071 | 0.061 | A |
| Aroclor 1268 | ND | | ug/l | 0.071 | 0.061 | A |
| PCBs, Total | ND | | ug/l | 0.071 | 0.061 | A |

| Surrogate | %Recovery | Qualifier | Acceptance Criteria | Column |
|---|---|---|---|---|
| 2,4,5,6-Tetrachloro-m-xylene | 68 | | 30-150 | A |
| Decachlorobiphenyl | 91 | | 30-150 | A |
| 2,4,5,6-Tetrachloro-m-xylene | 72 | | 30-150 | B |
| Decachlorobiphenyl | 88 | | 30-150 | B |

# Lab Control Sample Analysis
## Batch Quality Control

**Project Name:** PORT CHESTER
**Project Number:** 12166:2B
**Lab Number:** L2232278
**Report Date:** 07/13/22

| Parameter | LCS %Recovery | Qual | LCSD %Recovery | Qual | %Recovery Limits | RPD | Qual | RPD Limits | Column |
|---|---|---|---|---|---|---|---|---|---|
| Polychlorinated Biphenyls by GC - Westborough Lab Associated sample(s): 02,05-06 Batch: WG1652562-2 WG1652562-3 | | | | | | | | | |
| Aroclor 1016 | 67 | | 77 | | 40-140 | 14 | | 50 | A |
| Aroclor 1260 | 53 | | 63 | | 40-140 | 17 | | 50 | A |

| Surrogate | LCS %Recovery | Qual | LCSD %Recovery | Qual | Acceptance Criteria | Column |
|---|---|---|---|---|---|---|
| 2,4,5,6-Tetrachloro-m-xylene | 65 | | 76 | | 30-150 | A |
| Decachlorobiphenyl | 59 | | 71 | | 30-150 | A |
| 2,4,5,6-Tetrachloro-m-xylene | 65 | | 77 | | 30-150 | B |
| Decachlorobiphenyl | 69 | | 82 | | 30-150 | B |

# Lab Control Sample Analysis
## Batch Quality Control

**Project Name:** PORT CHESTER
**Project Number:** 12166:2B
**Lab Number:** L2232278
**Report Date:** 07/13/22

| Parameter | LCS %Recovery | Qual | LCSD %Recovery | Qual | %Recovery Limits | RPD | Qual | RPD Limits | Column |
|---|---|---|---|---|---|---|---|---|---|
| Polychlorinated Biphenyls by GC - Westborough Lab Associated sample(s): 01,03-04,07-13 Batch: WG1653143-2 WG1653143-3 | | | | | | | | | |
| Aroclor 1016 | 81 | | 80 | | 40-140 | 1 | | 50 | A |
| Aroclor 1260 | 72 | | 72 | | 40-140 | 0 | | 50 | A |

| Surrogate | LCS %Recovery | Qual | LCSD %Recovery | Qual | Acceptance Criteria | Column |
|---|---|---|---|---|---|---|
| 2,4,5,6-Tetrachloro-m-xylene | 81 | | 82 | | 30-150 | A |
| Decachlorobiphenyl | 82 | | 82 | | 30-150 | A |
| 2,4,5,6-Tetrachloro-m-xylene | 82 | | 82 | | 30-150 | B |
| Decachlorobiphenyl | 89 | | 88 | | 30-150 | B |

# Lab Control Sample Analysis
## Batch Quality Control

**Project Name:** PORT CHESTER
**Project Number:** 12166:2B
**Lab Number:** L2232278
**Report Date:** 07/13/22

| Parameter | LCS %Recovery | Qual | LCSD %Recovery | Qual | %Recovery Limits | RPD | Qual | RPD Limits | Column |
|---|---|---|---|---|---|---|---|---|---|
| Polychlorinated Biphenyls by GC - Westborough Lab Associated sample(s): 14-15 Batch: WG1657179-2 WG1657179-3 | | | | | | | | | |
| Aroclor 1016 | 76 | | 85 | | 40-140 | 12 | | 50 | A |
| Aroclor 1260 | 76 | | 84 | | 40-140 | 11 | | 50 | A |

| Surrogate | LCS %Recovery | Qual | LCSD %Recovery | Qual | Acceptance Criteria | Column |
|---|---|---|---|---|---|---|
| 2,4,5,6-Tetrachloro-m-xylene | 66 | | 75 | | 30-150 | A |
| Decachlorobiphenyl | 81 | | 89 | | 30-150 | A |
| 2,4,5,6-Tetrachloro-m-xylene | 67 | | 76 | | 30-150 | B |
| Decachlorobiphenyl | 79 | | 88 | | 30-150 | B |

# PESTICIDES

**Project Name:** PORT CHESTER
**Project Number:** 12166:2B

**Lab Number:** L2232278
**Report Date:** 07/13/22

## SAMPLE RESULTS

Lab ID: L2232278-01
Client ID: SB-3-6.5
Sample Location: NEW YORK

Sample Depth:
Matrix: Soil
Analytical Method: 1,8081B
Analytical Date: 06/23/22 23:37
Analyst: MMG
Percent Solids: 90%

Date Collected: 06/16/22 09:15
Date Received: 06/16/22
Field Prep: Not Specified

Extraction Method: EPA 3546
Extraction Date: 06/20/22 23:21
Cleanup Method: EPA 3620B
Cleanup Date: 06/21/22
Cleanup Method: EPA 3660B
Cleanup Date: 06/22/22

| Parameter | Result | Qualifier | Units | RL | MDL | Dilution Factor | Column |
|---|---|---|---|---|---|---|---|
| Organochlorine Pesticides by GC - Westborough Lab | | | | | | | |
| Delta-BHC | ND | | ug/kg | 1.75 | 0.343 | 1 | A |
| Lindane | ND | | ug/kg | 0.729 | 0.326 | 1 | A |
| Alpha-BHC | ND | | ug/kg | 0.729 | 0.207 | 1 | A |
| Beta-BHC | ND | | ug/kg | 1.75 | 0.664 | 1 | A |
| Heptachlor | ND | | ug/kg | 0.875 | 0.392 | 1 | A |
| Aldrin | ND | | ug/kg | 1.75 | 0.616 | 1 | A |
| Heptachlor epoxide | ND | | ug/kg | 3.28 | 0.985 | 1 | A |
| Endrin | ND | | ug/kg | 0.729 | 0.299 | 1 | A |
| Endrin aldehyde | ND | | ug/kg | 2.19 | 0.766 | 1 | A |
| Endrin ketone | ND | | ug/kg | 1.75 | 0.451 | 1 | A |
| Dieldrin | ND | | ug/kg | 1.09 | 0.547 | 1 | A |
| 4,4'-DDE | ND | | ug/kg | 1.75 | 0.405 | 1 | A |
| 4,4'-DDD | ND | | ug/kg | 1.75 | 0.624 | 1 | A |
| 4,4'-DDT | ND | | ug/kg | 1.75 | 1.41 | 1 | A |
| Endosulfan I | ND | | ug/kg | 1.75 | 0.414 | 1 | A |
| Endosulfan II | ND | | ug/kg | 1.75 | 0.585 | 1 | A |
| Endosulfan sulfate | ND | | ug/kg | 0.729 | 0.347 | 1 | A |
| Methoxychlor | ND | | ug/kg | 3.28 | 1.02 | 1 | A |
| Toxaphene | ND | | ug/kg | 32.8 | 9.19 | 1 | A |
| cis-Chlordane | ND | | ug/kg | 2.19 | 0.610 | 1 | A |
| trans-Chlordane | ND | | ug/kg | 2.19 | 0.578 | 1 | A |
| Chlordane | ND | | ug/kg | 14.6 | 5.80 | 1 | A |

**Project Name:** PORT CHESTER **Lab Number:** L2232278

**Project Number:** 12166:2B **Report Date:** 07/13/22

## SAMPLE RESULTS

Lab ID: L2232278-01 Date Collected: 06/16/22 09:15

Client ID: SB-3-6.5 Date Received: 06/16/22

Sample Location: NEW YORK Field Prep: Not Specified

Sample Depth:

| Parameter | Result | Qualifier | Units | RL | MDL | Dilution Factor | Column |
|---|---|---|---|---|---|---|---|
| Organochlorine Pesticides by GC - Westborough Lab | | | | | | | |

| Surrogate | % Recovery | Qualifier | Acceptance Criteria | Column |
|---|---|---|---|---|
| 2,4,5,6-Tetrachloro-m-xylene | 60 | | 30-150 | A |
| Decachlorobiphenyl | 46 | | 30-150 | A |
| 2,4,5,6-Tetrachloro-m-xylene | 66 | | 30-150 | B |
| Decachlorobiphenyl | 44 | | 30-150 | B |

**Project Name:** PORT CHESTER
**Project Number:** 12166:2B

**Lab Number:** L2232278
**Report Date:** 07/13/22

## SAMPLE RESULTS

Lab ID: L2232278-02
Client ID: SB-4-13.5
Sample Location: NEW YORK

Date Collected: 06/16/22 09:35
Date Received: 06/16/22
Field Prep: Not Specified

Sample Depth:
Matrix: Soil
Analytical Method: 1,8081B
Analytical Date: 06/24/22 00:28
Analyst: MMG
Percent Solids: 79%

Extraction Method: EPA 3546
Extraction Date: 06/20/22 23:21
Cleanup Method: EPA 3620B
Cleanup Date: 06/21/22
Cleanup Method: EPA 3660B
Cleanup Date: 06/22/22

| Parameter | Result | Qualifier | Units | RL | MDL | Dilution Factor | Column |
|---|---|---|---|---|---|---|---|
| Organochlorine Pesticides by GC - Westborough Lab | | | | | | | |
| Delta-BHC | ND | | ug/kg | 1.97 | 0.385 | 1 | A |
| Lindane | ND | | ug/kg | 0.820 | 0.366 | 1 | A |
| Alpha-BHC | ND | | ug/kg | 0.820 | 0.233 | 1 | A |
| Beta-BHC | ND | | ug/kg | 1.97 | 0.746 | 1 | A |
| Heptachlor | ND | | ug/kg | 0.984 | 0.441 | 1 | A |
| Aldrin | ND | | ug/kg | 1.97 | 0.693 | 1 | A |
| Heptachlor epoxide | ND | | ug/kg | 3.69 | 1.11 | 1 | A |
| Endrin | ND | | ug/kg | 0.820 | 0.336 | 1 | A |
| Endrin aldehyde | ND | | ug/kg | 2.46 | 0.861 | 1 | A |
| Endrin ketone | ND | | ug/kg | 1.97 | 0.507 | 1 | A |
| Dieldrin | ND | | ug/kg | 1.23 | 0.615 | 1 | A |
| 4,4'-DDE | ND | | ug/kg | 1.97 | 0.455 | 1 | A |
| 4,4'-DDD | ND | | ug/kg | 1.97 | 0.702 | 1 | A |
| 4,4'-DDT | ND | | ug/kg | 1.97 | 1.58 | 1 | A |
| Endosulfan I | ND | | ug/kg | 1.97 | 0.465 | 1 | A |
| Endosulfan II | ND | | ug/kg | 1.97 | 0.657 | 1 | A |
| Endosulfan sulfate | ND | | ug/kg | 0.820 | 0.390 | 1 | A |
| Methoxychlor | ND | | ug/kg | 3.69 | 1.15 | 1 | A |
| Toxaphene | ND | | ug/kg | 36.9 | 10.3 | 1 | A |
| cis-Chlordane | ND | | ug/kg | 2.46 | 0.685 | 1 | A |
| trans-Chlordane | ND | | ug/kg | 2.46 | 0.649 | 1 | A |
| Chlordane | ND | | ug/kg | 16.4 | 6.52 | 1 | A |

**Project Name:** PORT CHESTER **Lab Number:** L2232278

**Project Number:** 12166:2B **Report Date:** 07/13/22

## SAMPLE RESULTS

Lab ID: L2232278-02 Date Collected: 06/16/22 09:35

Client ID: SB-4-13.5 Date Received: 06/16/22

Sample Location: NEW YORK Field Prep: Not Specified

Sample Depth:

| Parameter | Result | Qualifier | Units | RL | MDL | Dilution Factor | Column |
|---|---|---|---|---|---|---|---|
| Organochlorine Pesticides by GC - Westborough Lab | | | | | | | |

| Surrogate | % Recovery | Qualifier | Acceptance Criteria | Column |
|---|---|---|---|---|
| 2,4,5,6-Tetrachloro-m-xylene | 61 | | 30-150 | A |
| Decachlorobiphenyl | 56 | | 30-150 | A |
| 2,4,5,6-Tetrachloro-m-xylene | 53 | | 30-150 | B |
| Decachlorobiphenyl | 40 | | 30-150 | B |

**Project Name:** PORT CHESTER
**Project Number:** 12166:2B

**Lab Number:** L2232278
**Report Date:** 07/13/22

## SAMPLE RESULTS

Lab ID: L2232278-03
Client ID: SB-5-1.5
Sample Location: NEW YORK

Date Collected: 06/16/22 10:00
Date Received: 06/16/22
Field Prep: Not Specified

Sample Depth:
Matrix: Soil
Analytical Method: 1,8081B
Analytical Date: 06/26/22 17:42
Analyst: MMG
Percent Solids: 92%

Extraction Method: EPA 3546
Extraction Date: 06/20/22 23:21
Cleanup Method: EPA 3620B
Cleanup Date: 06/21/22
Cleanup Method: EPA 3660B
Cleanup Date: 06/22/22

| Parameter | Result | Qualifier | Units | RL | MDL | Dilution Factor | Column |
|---|---|---|---|---|---|---|---|
| Organochlorine Pesticides by GC - Westborough Lab | | | | | | | |
| Delta-BHC | ND | | ug/kg | 1.69 | 0.331 | 1 | A |
| Lindane | ND | | ug/kg | 0.705 | 0.315 | 1 | A |
| Alpha-BHC | ND | | ug/kg | 0.705 | 0.200 | 1 | A |
| Beta-BHC | ND | | ug/kg | 1.69 | 0.641 | 1 | A |
| Heptachlor | ND | | ug/kg | 0.846 | 0.379 | 1 | A |
| Aldrin | ND | | ug/kg | 1.69 | 0.596 | 1 | A |
| Heptachlor epoxide | ND | | ug/kg | 3.17 | 0.951 | 1 | A |
| Endrin | ND | | ug/kg | 0.705 | 0.289 | 1 | A |
| Endrin aldehyde | ND | | ug/kg | 2.11 | 0.740 | 1 | A |
| Endrin ketone | ND | | ug/kg | 1.69 | 0.436 | 1 | A |
| Dieldrin | ND | | ug/kg | 1.06 | 0.528 | 1 | A |
| 4,4'-DDE | ND | | ug/kg | 1.69 | 0.391 | 1 | A |
| 4,4'-DDD | ND | | ug/kg | 1.69 | 0.603 | 1 | A |
| 4,4'-DDT | ND | | ug/kg | 1.69 | 1.36 | 1 | A |
| Endosulfan I | ND | | ug/kg | 1.69 | 0.400 | 1 | A |
| Endosulfan II | ND | | ug/kg | 1.69 | 0.565 | 1 | A |
| Endosulfan sulfate | ND | | ug/kg | 0.705 | 0.335 | 1 | A |
| Methoxychlor | ND | | ug/kg | 3.17 | 0.987 | 1 | A |
| Toxaphene | ND | | ug/kg | 31.7 | 8.88 | 1 | A |
| cis-Chlordane | ND | | ug/kg | 2.11 | 0.589 | 1 | A |
| trans-Chlordane | ND | | ug/kg | 2.11 | 0.558 | 1 | A |
| Chlordane | ND | | ug/kg | 14.1 | 5.60 | 1 | A |

**Project Name:** PORT CHESTER **Lab Number:** L2232278

**Project Number:** 12166:2B **Report Date:** 07/13/22

## SAMPLE RESULTS

Lab ID: L2232278-03 Date Collected: 06/16/22 10:00

Client ID: SB-5-1.5 Date Received: 06/16/22

Sample Location: NEW YORK Field Prep: Not Specified

Sample Depth:

| Parameter | Result | Qualifier | Units | RL | MDL | Dilution Factor | Column |
|---|---|---|---|---|---|---|---|
| Organochlorine Pesticides by GC - Westborough Lab | | | | | | | |

| Surrogate | % Recovery | Qualifier | Acceptance Criteria | Column |
|---|---|---|---|---|
| 2,4,5,6-Tetrachloro-m-xylene | 59 | | 30-150 | A |
| Decachlorobiphenyl | 69 | | 30-150 | A |
| 2,4,5,6-Tetrachloro-m-xylene | 125 | | 30-150 | B |
| Decachlorobiphenyl | 93 | | 30-150 | B |

**Project Name:** PORT CHESTER
**Project Number:** 12166:2B

**Lab Number:** L2232278
**Report Date:** 07/13/22

## SAMPLE RESULTS

Lab ID: L2232278-04
Client ID: SB-6-7.5
Sample Location: NEW YORK

Sample Depth:
Matrix: Soil
Analytical Method: 1,8081B
Analytical Date: 06/24/22 00:15
Analyst: MMG
Percent Solids: 94%

Date Collected: 06/16/22 10:20
Date Received: 06/16/22
Field Prep: Not Specified

Extraction Method: EPA 3546
Extraction Date: 06/20/22 23:21
Cleanup Method: EPA 3620B
Cleanup Date: 06/21/22
Cleanup Method: EPA 3660B
Cleanup Date: 06/22/22

| Parameter | Result | Qualifier | Units | RL | MDL | Dilution Factor | Column |
|---|---|---|---|---|---|---|---|
| Organochlorine Pesticides by GC - Westborough Lab | | | | | | | |
| Delta-BHC | ND | | ug/kg | 1.68 | 0.328 | 1 | A |
| Lindane | ND | | ug/kg | 0.698 | 0.312 | 1 | A |
| Alpha-BHC | ND | | ug/kg | 0.698 | 0.198 | 1 | A |
| Beta-BHC | ND | | ug/kg | 1.68 | 0.635 | 1 | A |
| Heptachlor | ND | | ug/kg | 0.838 | 0.375 | 1 | A |
| Aldrin | ND | | ug/kg | 1.68 | 0.590 | 1 | A |
| Heptachlor epoxide | ND | | ug/kg | 3.14 | 0.942 | 1 | A |
| Endrin | ND | | ug/kg | 0.698 | 0.286 | 1 | A |
| Endrin aldehyde | ND | | ug/kg | 2.09 | 0.733 | 1 | A |
| Endrin ketone | ND | | ug/kg | 1.68 | 0.431 | 1 | A |
| Dieldrin | ND | | ug/kg | 1.05 | 0.523 | 1 | A |
| 4,4'-DDE | ND | | ug/kg | 1.68 | 0.387 | 1 | A |
| 4,4'-DDD | ND | | ug/kg | 1.68 | 0.597 | 1 | A |
| 4,4'-DDT | ND | | ug/kg | 1.68 | 1.35 | 1 | A |
| Endosulfan I | ND | | ug/kg | 1.68 | 0.396 | 1 | A |
| Endosulfan II | ND | | ug/kg | 1.68 | 0.560 | 1 | A |
| Endosulfan sulfate | ND | | ug/kg | 0.698 | 0.332 | 1 | A |
| Methoxychlor | ND | | ug/kg | 3.14 | 0.977 | 1 | A |
| Toxaphene | ND | | ug/kg | 31.4 | 8.79 | 1 | A |
| cis-Chlordane | ND | | ug/kg | 2.09 | 0.583 | 1 | A |
| trans-Chlordane | ND | | ug/kg | 2.09 | 0.553 | 1 | A |
| Chlordane | ND | | ug/kg | 14.0 | 5.55 | 1 | A |

**Project Name:** PORT CHESTER **Lab Number:** L2232278

**Project Number:** 12166:2B **Report Date:** 07/13/22

## SAMPLE RESULTS

Lab ID: L2232278-04 Date Collected: 06/16/22 10:20

Client ID: SB-6-7.5 Date Received: 06/16/22

Sample Location: NEW YORK Field Prep: Not Specified

Sample Depth:

| Parameter | Result | Qualifier | Units | RL | MDL | Dilution Factor | Column |
|---|---|---|---|---|---|---|---|
| Organochlorine Pesticides by GC - Westborough Lab | | | | | | | |

| Surrogate | % Recovery | Qualifier | Acceptance Criteria | Column |
|---|---|---|---|---|
| 2,4,5,6-Tetrachloro-m-xylene | 72 | | 30-150 | A |
| Decachlorobiphenyl | 63 | | 30-150 | A |
| 2,4,5,6-Tetrachloro-m-xylene | 78 | | 30-150 | B |
| Decachlorobiphenyl | 64 | | 30-150 | B |

**Project Name:** PORT CHESTER
**Project Number:** 12166:2B

**Lab Number:** L2232278
**Report Date:** 07/13/22

## SAMPLE RESULTS

Lab ID: L2232278-05
Client ID: SB-7-13
Sample Location: NEW YORK

Date Collected: 06/16/22 11:15
Date Received: 06/16/22
Field Prep: Not Specified

Sample Depth:
Matrix: Soil
Analytical Method: 1,8081B
Analytical Date: 06/24/22 01:06
Analyst: MMG
Percent Solids: 90%

Extraction Method: EPA 3546
Extraction Date: 06/20/22 23:21
Cleanup Method: EPA 3620B
Cleanup Date: 06/21/22
Cleanup Method: EPA 3660B
Cleanup Date: 06/22/22

| Parameter | Result | Qualifier | Units | RL | MDL | Dilution Factor | Column |
|---|---|---|---|---|---|---|---|
| Organochlorine Pesticides by GC - Westborough Lab | | | | | | | |
| Delta-BHC | ND | | ug/kg | 1.76 | 0.344 | 1 | A |
| Lindane | ND | | ug/kg | 0.731 | 0.327 | 1 | A |
| Alpha-BHC | ND | | ug/kg | 0.731 | 0.208 | 1 | A |
| Beta-BHC | ND | | ug/kg | 1.76 | 0.666 | 1 | A |
| Heptachlor | ND | | ug/kg | 0.878 | 0.393 | 1 | A |
| Aldrin | ND | | ug/kg | 1.76 | 0.618 | 1 | A |
| Heptachlor epoxide | ND | | ug/kg | 3.29 | 0.987 | 1 | A |
| Endrin | ND | | ug/kg | 0.731 | 0.300 | 1 | A |
| Endrin aldehyde | ND | | ug/kg | 2.19 | 0.768 | 1 | A |
| Endrin ketone | ND | | ug/kg | 1.76 | 0.452 | 1 | A |
| Dieldrin | ND | | ug/kg | 1.10 | 0.548 | 1 | A |
| 4,4'-DDE | ND | | ug/kg | 1.76 | 0.406 | 1 | A |
| 4,4'-DDD | ND | | ug/kg | 1.76 | 0.626 | 1 | A |
| 4,4'-DDT | ND | | ug/kg | 1.76 | 1.41 | 1 | A |
| Endosulfan I | ND | | ug/kg | 1.76 | 0.415 | 1 | A |
| Endosulfan II | ND | | ug/kg | 1.76 | 0.586 | 1 | A |
| Endosulfan sulfate | ND | | ug/kg | 0.731 | 0.348 | 1 | A |
| Methoxychlor | ND | | ug/kg | 3.29 | 1.02 | 1 | A |
| Toxaphene | ND | | ug/kg | 32.9 | 9.21 | 1 | A |
| cis-Chlordane | ND | | ug/kg | 2.19 | 0.611 | 1 | A |
| trans-Chlordane | ND | | ug/kg | 2.19 | 0.579 | 1 | A |
| Chlordane | ND | | ug/kg | 14.6 | 5.81 | 1 | A |

**Project Name:** PORT CHESTER **Lab Number:** L2232278

**Project Number:** 12166:2B **Report Date:** 07/13/22

## SAMPLE RESULTS

Lab ID: L2232278-05 Date Collected: 06/16/22 11:15

Client ID: SB-7-13 Date Received: 06/16/22

Sample Location: NEW YORK Field Prep: Not Specified

Sample Depth:

| Parameter | Result | Qualifier | Units | RL | MDL | Dilution Factor | Column |
|---|---|---|---|---|---|---|---|
| Organochlorine Pesticides by GC - Westborough Lab | | | | | | | |

| Surrogate | % Recovery | Qualifier | Acceptance Criteria | Column |
|---|---|---|---|---|
| 2,4,5,6-Tetrachloro-m-xylene | 75 | | 30-150 | A |
| Decachlorobiphenyl | 57 | | 30-150 | A |
| 2,4,5,6-Tetrachloro-m-xylene | 82 | | 30-150 | B |
| Decachlorobiphenyl | 52 | | 30-150 | B |

**Project Name:** PORT CHESTER
**Project Number:** 12166:2B

**Lab Number:** L2232278
**Report Date:** 07/13/22

## SAMPLE RESULTS

Lab ID: L2232278-06
Client ID: SB-8-0.5
Sample Location: NEW YORK

Date Collected: 06/16/22 10:30
Date Received: 06/16/22
Field Prep: Not Specified

Sample Depth:
Matrix: Soil
Analytical Method: 1,8081B
Analytical Date: 06/26/22 17:53
Analyst: MMG
Percent Solids: 96%

Extraction Method: EPA 3546
Extraction Date: 06/20/22 23:21
Cleanup Method: EPA 3620B
Cleanup Date: 06/21/22
Cleanup Method: EPA 3660B
Cleanup Date: 06/22/22

| Parameter | Result | Qualifier | Units | RL | MDL | Dilution Factor | Column |
|---|---|---|---|---|---|---|---|
| Organochlorine Pesticides by GC - Westborough Lab | | | | | | | |
| Delta-BHC | ND | | ug/kg | 1.62 | 0.317 | 1 | A |
| Lindane | ND | | ug/kg | 0.675 | 0.302 | 1 | A |
| Alpha-BHC | ND | | ug/kg | 0.675 | 0.192 | 1 | A |
| Beta-BHC | ND | | ug/kg | 1.62 | 0.614 | 1 | A |
| Heptachlor | ND | | ug/kg | 0.810 | 0.363 | 1 | A |
| Aldrin | ND | | ug/kg | 1.62 | 0.570 | 1 | A |
| Heptachlor epoxide | ND | | ug/kg | 3.04 | 0.911 | 1 | A |
| Endrin | ND | | ug/kg | 0.675 | 0.277 | 1 | A |
| Endrin aldehyde | ND | | ug/kg | 2.02 | 0.708 | 1 | A |
| Endrin ketone | ND | | ug/kg | 1.62 | 0.417 | 1 | A |
| Dieldrin | ND | | ug/kg | 1.01 | 0.506 | 1 | B |
| 4,4'-DDE | 0.816 | JIP | ug/kg | 1.62 | 0.374 | 1 | A |
| 4,4'-DDD | ND | | ug/kg | 1.62 | 0.578 | 1 | B |
| 4,4'-DDT | ND | | ug/kg | 1.62 | 1.30 | 1 | A |
| Endosulfan I | ND | | ug/kg | 1.62 | 0.382 | 1 | A |
| Endosulfan II | ND | | ug/kg | 1.62 | 0.541 | 1 | A |
| Endosulfan sulfate | ND | | ug/kg | 0.675 | 0.321 | 1 | A |
| Methoxychlor | ND | | ug/kg | 3.04 | 0.945 | 1 | A |
| Toxaphene | ND | | ug/kg | 30.4 | 8.50 | 1 | A |
| cis-Chlordane | ND | | ug/kg | 2.02 | 0.564 | 1 | A |
| trans-Chlordane | ND | | ug/kg | 2.02 | 0.534 | 1 | A |
| Chlordane | ND | | ug/kg | 13.5 | 5.36 | 1 | A |

**Project Name:** PORT CHESTER **Lab Number:** L2232278

**Project Number:** 12166:2B **Report Date:** 07/13/22

## SAMPLE RESULTS

Lab ID: L2232278-06 Date Collected: 06/16/22 10:30

Client ID: SB-8-0.5 Date Received: 06/16/22

Sample Location: NEW YORK Field Prep: Not Specified

Sample Depth:

| Parameter | Result | Qualifier | Units | RL | MDL | Dilution Factor | Column |
|---|---|---|---|---|---|---|---|
| Organochlorine Pesticides by GC - Westborough Lab | | | | | | | |

| Surrogate | % Recovery | Qualifier | Acceptance Criteria | Column |
|---|---|---|---|---|
| 2,4,5,6-Tetrachloro-m-xylene | 63 | | 30-150 | A |
| Decachlorobiphenyl | 80 | | 30-150 | A |
| 2,4,5,6-Tetrachloro-m-xylene | 62 | | 30-150 | B |
| Decachlorobiphenyl | 90 | | 30-150 | B |

**Project Name:** PORT CHESTER
**Project Number:** 12166:2B

**Lab Number:** L2232278
**Report Date:** 07/13/22

## SAMPLE RESULTS

Lab ID: L2232278-07
Client ID: SB-9-0.5
Sample Location: NEW YORK

Sample Depth:
Matrix: Soil
Analytical Method: 1,8081B
Analytical Date: 06/23/22 22:15
Analyst: MMG
Percent Solids: 97%

Date Collected: 06/16/22 10:40
Date Received: 06/16/22
Field Prep: Not Specified

Extraction Method: EPA 3546
Extraction Date: 06/20/22 23:21
Cleanup Method: EPA 3620B
Cleanup Date: 06/21/22
Cleanup Method: EPA 3660B
Cleanup Date: 06/22/22

| Parameter | Result | Qualifier | Units | RL | MDL | Dilution Factor | Column |
|---|---|---|---|---|---|---|---|
| Organochlorine Pesticides by GC - Westborough Lab | | | | | | | |
| Delta-BHC | ND | | ug/kg | 1.62 | 0.317 | 1 | A |
| Lindane | ND | | ug/kg | 0.675 | 0.302 | 1 | A |
| Alpha-BHC | ND | | ug/kg | 0.675 | 0.192 | 1 | A |
| Beta-BHC | ND | | ug/kg | 1.62 | 0.614 | 1 | A |
| Heptachlor | ND | | ug/kg | 0.810 | 0.363 | 1 | A |
| Aldrin | ND | | ug/kg | 1.62 | 0.570 | 1 | A |
| Heptachlor epoxide | ND | | ug/kg | 3.04 | 0.911 | 1 | A |
| Endrin | ND | | ug/kg | 0.675 | 0.277 | 1 | A |
| Endrin aldehyde | ND | | ug/kg | 2.02 | 0.708 | 1 | A |
| Endrin ketone | ND | | ug/kg | 1.62 | 0.417 | 1 | A |
| Dieldrin | ND | | ug/kg | 1.01 | 0.506 | 1 | A |
| 4,4'-DDE | 0.741 | J | ug/kg | 1.62 | 0.374 | 1 | B |
| 4,4'-DDD | ND | | ug/kg | 1.62 | 0.578 | 1 | A |
| 4,4'-DDT | 1.63 | P | ug/kg | 1.62 | 1.30 | 1 | A |
| Endosulfan I | ND | | ug/kg | 1.62 | 0.382 | 1 | A |
| Endosulfan II | ND | | ug/kg | 1.62 | 0.541 | 1 | A |
| Endosulfan sulfate | ND | | ug/kg | 0.675 | 0.321 | 1 | A |
| Methoxychlor | ND | | ug/kg | 3.04 | 0.944 | 1 | A |
| Toxaphene | ND | | ug/kg | 30.4 | 8.50 | 1 | A |
| cis-Chlordane | ND | | ug/kg | 2.02 | 0.564 | 1 | A |
| trans-Chlordane | ND | | ug/kg | 2.02 | 0.534 | 1 | A |
| Chlordane | ND | | ug/kg | 13.5 | 5.36 | 1 | A |

**Project Name:** PORT CHESTER **Lab Number:** L2232278

**Project Number:** 12166:2B **Report Date:** 07/13/22

## SAMPLE RESULTS

Lab ID: L2232278-07 Date Collected: 06/16/22 10:40

Client ID: SB-9-0.5 Date Received: 06/16/22

Sample Location: NEW YORK Field Prep: Not Specified

Sample Depth:

| Parameter | Result | Qualifier | Units | RL | MDL | Dilution Factor | Column |
|---|---|---|---|---|---|---|---|
| Organochlorine Pesticides by GC - Westborough Lab | | | | | | | |

| Surrogate | % Recovery | Qualifier | Acceptance Criteria | Column |
|---|---|---|---|---|
| 2,4,5,6-Tetrachloro-m-xylene | 71 | | 30-150 | A |
| Decachlorobiphenyl | 53 | | 30-150 | A |
| 2,4,5,6-Tetrachloro-m-xylene | 79 | | 30-150 | B |
| Decachlorobiphenyl | 52 | | 30-150 | B |

**Project Name:** PORT CHESTER
**Project Number:** 12166:2B

**Lab Number:** L2232278
**Report Date:** 07/13/22

## SAMPLE RESULTS

Lab ID: L2232278-08
Client ID: SB-10-1.5
Sample Location: NEW YORK

Sample Depth:
Matrix: Soil
Analytical Method: 1,8081B
Analytical Date: 06/26/22 17:51
Analyst: MMG
Percent Solids: 87%

Date Collected: 06/16/22 11:40
Date Received: 06/16/22
Field Prep: Not Specified

Extraction Method: EPA 3546
Extraction Date: 06/20/22 23:21
Cleanup Method: EPA 3620B
Cleanup Date: 06/21/22
Cleanup Method: EPA 3660B
Cleanup Date: 06/22/22

| Parameter | Result | Qualifier | Units | RL | MDL | Dilution Factor | Column |
|---|---|---|---|---|---|---|---|
| Organochlorine Pesticides by GC - Westborough Lab | | | | | | | |
| Delta-BHC | ND | | ug/kg | 1.80 | 0.352 | 1 | A |
| Lindane | ND | | ug/kg | 0.748 | 0.334 | 1 | A |
| Alpha-BHC | ND | | ug/kg | 0.748 | 0.212 | 1 | A |
| Beta-BHC | ND | | ug/kg | 1.80 | 0.681 | 1 | A |
| Heptachlor | ND | | ug/kg | 0.898 | 0.402 | 1 | A |
| Aldrin | ND | | ug/kg | 1.80 | 0.632 | 1 | A |
| Heptachlor epoxide | ND | | ug/kg | 3.37 | 1.01 | 1 | A |
| Endrin | ND | | ug/kg | 0.748 | 0.307 | 1 | A |
| Endrin aldehyde | ND | | ug/kg | 2.24 | 0.786 | 1 | A |
| Endrin ketone | ND | | ug/kg | 1.80 | 0.462 | 1 | A |
| Dieldrin | ND | | ug/kg | 1.12 | 0.561 | 1 | A |
| 4,4'-DDE | ND | | ug/kg | 1.80 | 0.415 | 1 | A |
| 4,4'-DDD | ND | | ug/kg | 1.80 | 0.640 | 1 | A |
| 4,4'-DDT | 11.5 | IP | ug/kg | 1.80 | 1.44 | 1 | A |
| Endosulfan I | ND | | ug/kg | 1.80 | 0.424 | 1 | A |
| Endosulfan II | ND | | ug/kg | 1.80 | 0.600 | 1 | A |
| Endosulfan sulfate | ND | | ug/kg | 0.748 | 0.356 | 1 | A |
| Methoxychlor | ND | | ug/kg | 3.37 | 1.05 | 1 | A |
| Toxaphene | ND | | ug/kg | 33.7 | 9.43 | 1 | A |
| cis-Chlordane | ND | | ug/kg | 2.24 | 0.626 | 1 | A |
| trans-Chlordane | ND | | ug/kg | 2.24 | 0.593 | 1 | A |
| Chlordane | ND | | ug/kg | 15.0 | 5.95 | 1 | A |

**Project Name:** PORT CHESTER **Lab Number:** L2232278

**Project Number:** 12166:2B **Report Date:** 07/13/22

## SAMPLE RESULTS

Lab ID: L2232278-08 Date Collected: 06/16/22 11:40

Client ID: SB-10-1.5 Date Received: 06/16/22

Sample Location: NEW YORK Field Prep: Not Specified

Sample Depth:

| Parameter | Result | Qualifier | Units | RL | MDL | Dilution Factor | Column |
|---|---|---|---|---|---|---|---|
| Organochlorine Pesticides by GC - Westborough Lab | | | | | | | |

| Surrogate | % Recovery | Qualifier | Acceptance Criteria | Column |
|---|---|---|---|---|
| 2,4,5,6-Tetrachloro-m-xylene | 54 | | 30-150 | A |
| Decachlorobiphenyl | 51 | | 30-150 | A |
| 2,4,5,6-Tetrachloro-m-xylene | 52 | | 30-150 | B |
| Decachlorobiphenyl | **167** | Q | 30-150 | B |

**Project Name:** PORT CHESTER
**Project Number:** 12166:2B

**Lab Number:** L2232278
**Report Date:** 07/13/22

## SAMPLE RESULTS

Lab ID: L2232278-09
Client ID: SB-11-1.5
Sample Location: NEW YORK

Sample Depth:
Matrix: Soil
Analytical Method: 1,8081B
Analytical Date: 06/24/22 00:03
Analyst: MMG
Percent Solids: 81%

Date Collected: 06/16/22 11:55
Date Received: 06/16/22
Field Prep: Not Specified

Extraction Method: EPA 3546
Extraction Date: 06/20/22 23:21
Cleanup Method: EPA 3620B
Cleanup Date: 06/21/22
Cleanup Method: EPA 3660B
Cleanup Date: 06/22/22

| Parameter | Result | Qualifier | Units | RL | MDL | Dilution Factor | Column |
|---|---|---|---|---|---|---|---|
| Organochlorine Pesticides by GC - Westborough Lab | | | | | | | |
| Delta-BHC | ND | | ug/kg | 1.88 | 0.368 | 1 | A |
| Lindane | ND | | ug/kg | 0.783 | 0.350 | 1 | A |
| Alpha-BHC | ND | | ug/kg | 0.783 | 0.222 | 1 | A |
| Beta-BHC | ND | | ug/kg | 1.88 | 0.713 | 1 | A |
| Heptachlor | ND | | ug/kg | 0.940 | 0.421 | 1 | A |
| Aldrin | ND | | ug/kg | 1.88 | 0.662 | 1 | A |
| Heptachlor epoxide | ND | | ug/kg | 3.52 | 1.06 | 1 | A |
| Endrin | ND | | ug/kg | 0.783 | 0.321 | 1 | A |
| Endrin aldehyde | ND | | ug/kg | 2.35 | 0.822 | 1 | A |
| Endrin ketone | ND | | ug/kg | 1.88 | 0.484 | 1 | A |
| Dieldrin | ND | | ug/kg | 1.18 | 0.588 | 1 | A |
| 4,4'-DDE | 1.96 | | ug/kg | 1.88 | 0.435 | 1 | A |
| 4,4'-DDD | ND | | ug/kg | 1.88 | 0.671 | 1 | A |
| 4,4'-DDT | ND | | ug/kg | 1.88 | 1.51 | 1 | A |
| Endosulfan I | ND | | ug/kg | 1.88 | 0.444 | 1 | A |
| Endosulfan II | ND | | ug/kg | 1.88 | 0.628 | 1 | A |
| Endosulfan sulfate | ND | | ug/kg | 0.783 | 0.373 | 1 | A |
| Methoxychlor | ND | | ug/kg | 3.52 | 1.10 | 1 | A |
| Toxaphene | ND | | ug/kg | 35.2 | 9.87 | 1 | A |
| cis-Chlordane | ND | | ug/kg | 2.35 | 0.655 | 1 | A |
| trans-Chlordane | ND | | ug/kg | 2.35 | 0.620 | 1 | A |
| Chlordane | ND | | ug/kg | 15.7 | 6.23 | 1 | A |

**Project Name:** PORT CHESTER **Lab Number:** L2232278

**Project Number:** 12166:2B **Report Date:** 07/13/22

## SAMPLE RESULTS

Lab ID: L2232278-09 Date Collected: 06/16/22 11:55

Client ID: SB-11-1.5 Date Received: 06/16/22

Sample Location: NEW YORK Field Prep: Not Specified

Sample Depth:

| Parameter | Result | Qualifier | Units | RL | MDL | Dilution Factor | Column |
|---|---|---|---|---|---|---|---|
| Organochlorine Pesticides by GC - Westborough Lab | | | | | | | |

| Surrogate | % Recovery | Qualifier | Acceptance Criteria | Column |
|---|---|---|---|---|
| 2,4,5,6-Tetrachloro-m-xylene | 61 | | 30-150 | A |
| Decachlorobiphenyl | 47 | | 30-150 | A |
| 2,4,5,6-Tetrachloro-m-xylene | 65 | | 30-150 | B |
| Decachlorobiphenyl | 45 | | 30-150 | B |

**Project Name:** PORT CHESTER
**Project Number:** 12166:2B

**Lab Number:** L2232278
**Report Date:** 07/13/22

## SAMPLE RESULTS

Lab ID: L2232278-10
Client ID: SB-12-7.5
Sample Location: NEW YORK

Sample Depth:
Matrix: Soil
Analytical Method: 1,8081B
Analytical Date: 06/23/22 22:02
Analyst: MMG
Percent Solids: 81%

Date Collected: 06/16/22 12:45
Date Received: 06/16/22
Field Prep: Not Specified

Extraction Method: EPA 3546
Extraction Date: 06/20/22 23:21
Cleanup Method: EPA 3620B
Cleanup Date: 06/21/22
Cleanup Method: EPA 3660B
Cleanup Date: 06/22/22

| Parameter | Result | Qualifier | Units | RL | MDL | Dilution Factor | Column |
|---|---|---|---|---|---|---|---|
| Organochlorine Pesticides by GC - Westborough Lab | | | | | | | |
| Delta-BHC | ND | | ug/kg | 1.91 | 0.374 | 1 | A |
| Lindane | ND | | ug/kg | 0.795 | 0.355 | 1 | A |
| Alpha-BHC | ND | | ug/kg | 0.795 | 0.226 | 1 | A |
| Beta-BHC | ND | | ug/kg | 1.91 | 0.723 | 1 | A |
| Heptachlor | ND | | ug/kg | 0.954 | 0.428 | 1 | A |
| Aldrin | ND | | ug/kg | 1.91 | 0.672 | 1 | A |
| Heptachlor epoxide | ND | | ug/kg | 3.58 | 1.07 | 1 | A |
| Endrin | ND | | ug/kg | 0.795 | 0.326 | 1 | A |
| Endrin aldehyde | ND | | ug/kg | 2.38 | 0.835 | 1 | A |
| Endrin ketone | ND | | ug/kg | 1.91 | 0.491 | 1 | A |
| Dieldrin | ND | | ug/kg | 1.19 | 0.596 | 1 | A |
| 4,4'-DDE | ND | | ug/kg | 1.91 | 0.441 | 1 | A |
| 4,4'-DDD | ND | | ug/kg | 1.91 | 0.680 | 1 | A |
| 4,4'-DDT | ND | | ug/kg | 1.91 | 1.53 | 1 | A |
| Endosulfan I | ND | | ug/kg | 1.91 | 0.451 | 1 | A |
| Endosulfan II | ND | | ug/kg | 1.91 | 0.638 | 1 | A |
| Endosulfan sulfate | ND | | ug/kg | 0.795 | 0.378 | 1 | A |
| Methoxychlor | ND | | ug/kg | 3.58 | 1.11 | 1 | A |
| Toxaphene | ND | | ug/kg | 35.8 | 10.0 | 1 | A |
| cis-Chlordane | ND | | ug/kg | 2.38 | 0.665 | 1 | A |
| trans-Chlordane | ND | | ug/kg | 2.38 | 0.630 | 1 | A |
| Chlordane | ND | | ug/kg | 15.9 | 6.32 | 1 | A |

**Project Name:** PORT CHESTER **Lab Number:** L2232278

**Project Number:** 12166:2B **Report Date:** 07/13/22

## SAMPLE RESULTS

Lab ID: L2232278-10 Date Collected: 06/16/22 12:45

Client ID: SB-12-7.5 Date Received: 06/16/22

Sample Location: NEW YORK Field Prep: Not Specified

Sample Depth:

| Parameter | Result | Qualifier | Units | RL | MDL | Dilution Factor | Column |
|---|---|---|---|---|---|---|---|
| Organochlorine Pesticides by GC - Westborough Lab | | | | | | | |

| Surrogate | % Recovery | Qualifier | Acceptance Criteria | Column |
|---|---|---|---|---|
| 2,4,5,6-Tetrachloro-m-xylene | 71 | | 30-150 | A |
| Decachlorobiphenyl | 57 | | 30-150 | A |
| 2,4,5,6-Tetrachloro-m-xylene | 75 | | 30-150 | B |
| Decachlorobiphenyl | 54 | | 30-150 | B |

**Project Name:** PORT CHESTER
**Project Number:** 12166:2B

**Lab Number:** L2232278
**Report Date:** 07/13/22

## SAMPLE RESULTS

Lab ID: L2232278-11
Client ID: SB-13-2.0
Sample Location: NEW YORK

Sample Depth:
Matrix: Soil
Analytical Method: 1,8081B
Analytical Date: 06/23/22 23:50
Analyst: MMG
Percent Solids: 84%

Date Collected: 06/16/22 13:00
Date Received: 06/16/22
Field Prep: Not Specified

Extraction Method: EPA 3546
Extraction Date: 06/20/22 23:21
Cleanup Method: EPA 3620B
Cleanup Date: 06/21/22
Cleanup Method: EPA 3660B
Cleanup Date: 06/22/22

| Parameter | Result | Qualifier | Units | RL | MDL | Dilution Factor | Column |
|---|---|---|---|---|---|---|---|
| Organochlorine Pesticides by GC - Westborough Lab | | | | | | | |
| Delta-BHC | ND | | ug/kg | 1.84 | 0.360 | 1 | A |
| Lindane | ND | | ug/kg | 0.765 | 0.342 | 1 | A |
| Alpha-BHC | ND | | ug/kg | 0.765 | 0.217 | 1 | A |
| Beta-BHC | ND | | ug/kg | 1.84 | 0.696 | 1 | A |
| Heptachlor | ND | | ug/kg | 0.918 | 0.412 | 1 | A |
| Aldrin | ND | | ug/kg | 1.84 | 0.647 | 1 | A |
| Heptachlor epoxide | ND | | ug/kg | 3.44 | 1.03 | 1 | A |
| Endrin | ND | | ug/kg | 0.765 | 0.314 | 1 | A |
| Endrin aldehyde | ND | | ug/kg | 2.30 | 0.804 | 1 | A |
| Endrin ketone | ND | | ug/kg | 1.84 | 0.473 | 1 | A |
| Dieldrin | ND | | ug/kg | 1.15 | 0.574 | 1 | A |
| 4,4'-DDE | ND | | ug/kg | 1.84 | 0.425 | 1 | A |
| 4,4'-DDD | ND | | ug/kg | 1.84 | 0.655 | 1 | A |
| 4,4'-DDT | ND | | ug/kg | 1.84 | 1.48 | 1 | A |
| Endosulfan I | ND | | ug/kg | 1.84 | 0.434 | 1 | A |
| Endosulfan II | ND | | ug/kg | 1.84 | 0.614 | 1 | A |
| Endosulfan sulfate | ND | | ug/kg | 0.765 | 0.364 | 1 | A |
| Methoxychlor | ND | | ug/kg | 3.44 | 1.07 | 1 | A |
| Toxaphene | ND | | ug/kg | 34.4 | 9.64 | 1 | A |
| cis-Chlordane | ND | | ug/kg | 2.30 | 0.640 | 1 | A |
| trans-Chlordane | ND | | ug/kg | 2.30 | 0.606 | 1 | A |
| Chlordane | ND | | ug/kg | 15.3 | 6.08 | 1 | A |

**Project Name:** PORT CHESTER **Lab Number:** L2232278

**Project Number:** 12166:2B **Report Date:** 07/13/22

## SAMPLE RESULTS

Lab ID: L2232278-11 Date Collected: 06/16/22 13:00

Client ID: SB-13-2.0 Date Received: 06/16/22

Sample Location: NEW YORK Field Prep: Not Specified

Sample Depth:

| Parameter | Result | Qualifier | Units | RL | MDL | Dilution Factor | Column |
|---|---|---|---|---|---|---|---|
| Organochlorine Pesticides by GC - Westborough Lab | | | | | | | |

| Surrogate | % Recovery | Qualifier | Acceptance Criteria | Column |
|---|---|---|---|---|
| 2,4,5,6-Tetrachloro-m-xylene | 64 | | 30-150 | A |
| Decachlorobiphenyl | 56 | | 30-150 | A |
| 2,4,5,6-Tetrachloro-m-xylene | 67 | | 30-150 | B |
| Decachlorobiphenyl | 75 | | 30-150 | B |

**Project Name:** PORT CHESTER
**Project Number:** 12166:2B

**Lab Number:** L2232278
**Report Date:** 07/13/22

## SAMPLE RESULTS

Lab ID: L2232278-12
Client ID: SB-14-3.0
Sample Location: NEW YORK

Sample Depth:
Matrix: Soil
Analytical Method: 1,8081B
Analytical Date: 06/24/22 00:40
Analyst: MMG
Percent Solids: 85%

Date Collected: 06/16/22 13:10
Date Received: 06/16/22
Field Prep: Not Specified

Extraction Method: EPA 3546
Extraction Date: 06/20/22 23:21
Cleanup Method: EPA 3620B
Cleanup Date: 06/21/22
Cleanup Method: EPA 3660B
Cleanup Date: 06/22/22

| Parameter | Result | Qualifier | Units | RL | MDL | Dilution Factor | Column |
|---|---|---|---|---|---|---|---|
| Organochlorine Pesticides by GC - Westborough Lab | | | | | | | |
| Delta-BHC | ND | | ug/kg | 1.80 | 0.354 | 1 | A |
| Lindane | ND | | ug/kg | 0.752 | 0.336 | 1 | A |
| Alpha-BHC | ND | | ug/kg | 0.752 | 0.214 | 1 | A |
| Beta-BHC | ND | | ug/kg | 1.80 | 0.685 | 1 | A |
| Heptachlor | ND | | ug/kg | 0.903 | 0.405 | 1 | A |
| Aldrin | ND | | ug/kg | 1.80 | 0.636 | 1 | A |
| Heptachlor epoxide | ND | | ug/kg | 3.39 | 1.02 | 1 | A |
| Endrin | ND | | ug/kg | 0.752 | 0.308 | 1 | A |
| Endrin aldehyde | ND | | ug/kg | 2.26 | 0.790 | 1 | A |
| Endrin ketone | ND | | ug/kg | 1.80 | 0.465 | 1 | A |
| Dieldrin | ND | | ug/kg | 1.13 | 0.564 | 1 | A |
| 4,4'-DDE | ND | | ug/kg | 1.80 | 0.418 | 1 | A |
| 4,4'-DDD | ND | | ug/kg | 1.80 | 0.644 | 1 | A |
| 4,4'-DDT | ND | | ug/kg | 1.80 | 1.45 | 1 | A |
| Endosulfan I | ND | | ug/kg | 1.80 | 0.427 | 1 | A |
| Endosulfan II | ND | | ug/kg | 1.80 | 0.603 | 1 | A |
| Endosulfan sulfate | ND | | ug/kg | 0.752 | 0.358 | 1 | A |
| Methoxychlor | ND | | ug/kg | 3.39 | 1.05 | 1 | A |
| Toxaphene | ND | | ug/kg | 33.9 | 9.48 | 1 | A |
| cis-Chlordane | ND | | ug/kg | 2.26 | 0.629 | 1 | A |
| trans-Chlordane | ND | | ug/kg | 2.26 | 0.596 | 1 | A |
| Chlordane | ND | | ug/kg | 15.0 | 5.98 | 1 | A |

**Project Name:** PORT CHESTER **Lab Number:** L2232278

**Project Number:** 12166:2B **Report Date:** 07/13/22

## SAMPLE RESULTS

Lab ID: L2232278-12 Date Collected: 06/16/22 13:10

Client ID: SB-14-3.0 Date Received: 06/16/22

Sample Location: NEW YORK Field Prep: Not Specified

Sample Depth:

| Parameter | Result | Qualifier | Units | RL | MDL | Dilution Factor | Column |
|---|---|---|---|---|---|---|---|
| Organochlorine Pesticides by GC - Westborough Lab | | | | | | | |

| Surrogate | % Recovery | Qualifier | Acceptance Criteria | Column |
|---|---|---|---|---|
| 2,4,5,6-Tetrachloro-m-xylene | 68 | | 30-150 | A |
| Decachlorobiphenyl | 47 | | 30-150 | A |
| 2,4,5,6-Tetrachloro-m-xylene | 78 | | 30-150 | B |
| Decachlorobiphenyl | 50 | | 30-150 | B |

**Project Name:** PORT CHESTER
**Project Number:** 12166:2B

**Lab Number:** L2232278
**Report Date:** 07/13/22

## SAMPLE RESULTS

Lab ID: L2232278-13
Client ID: SB-15-0.5
Sample Location: NEW YORK

Sample Depth:
Matrix: Soil
Analytical Method: 1,8081B
Analytical Date: 06/26/22 18:04
Analyst: MMG
Percent Solids: 95%

Date Collected: 06/16/22 13:15
Date Received: 06/16/22
Field Prep: Not Specified

Extraction Method: EPA 3546
Extraction Date: 06/20/22 23:21
Cleanup Method: EPA 3620B
Cleanup Date: 06/21/22
Cleanup Method: EPA 3660B
Cleanup Date: 06/22/22

| Parameter | Result | Qualifier | Units | RL | MDL | Dilution Factor | Column |
|---|---|---|---|---|---|---|---|
| Organochlorine Pesticides by GC - Westborough Lab | | | | | | | |
| Delta-BHC | ND | | ug/kg | 1.59 | 0.311 | 1 | A |
| Lindane | ND | | ug/kg | 0.663 | 0.296 | 1 | A |
| Alpha-BHC | ND | | ug/kg | 0.663 | 0.188 | 1 | A |
| Beta-BHC | ND | | ug/kg | 1.59 | 0.603 | 1 | A |
| Heptachlor | ND | | ug/kg | 0.795 | 0.356 | 1 | A |
| Aldrin | ND | | ug/kg | 1.59 | 0.560 | 1 | A |
| Heptachlor epoxide | ND | | ug/kg | 2.98 | 0.894 | 1 | A |
| Endrin | ND | | ug/kg | 0.663 | 0.272 | 1 | A |
| Endrin aldehyde | ND | | ug/kg | 1.99 | 0.696 | 1 | A |
| Endrin ketone | ND | | ug/kg | 1.59 | 0.409 | 1 | A |
| Dieldrin | ND | | ug/kg | 0.994 | 0.497 | 1 | A |
| 4,4'-DDE | 1.97 | | ug/kg | 1.59 | 0.368 | 1 | B |
| 4,4'-DDD | ND | | ug/kg | 1.59 | 0.567 | 1 | B |
| 4,4'-DDT | 5.70 | P | ug/kg | 1.59 | 1.28 | 1 | B |
| Endosulfan I | ND | | ug/kg | 1.59 | 0.376 | 1 | A |
| Endosulfan II | ND | | ug/kg | 1.59 | 0.531 | 1 | A |
| Endosulfan sulfate | ND | | ug/kg | 0.663 | 0.315 | 1 | A |
| Methoxychlor | ND | | ug/kg | 2.98 | 0.928 | 1 | A |
| Toxaphene | ND | | ug/kg | 29.8 | 8.35 | 1 | A |
| cis-Chlordane | 0.741 | J | ug/kg | 1.99 | 0.554 | 1 | B |
| trans-Chlordane | ND | | ug/kg | 1.99 | 0.525 | 1 | A |
| Chlordane | ND | | ug/kg | 13.2 | 5.27 | 1 | A |

**Project Name:** PORT CHESTER **Lab Number:** L2232278

**Project Number:** 12166:2B **Report Date:** 07/13/22

## SAMPLE RESULTS

Lab ID: L2232278-13 Date Collected: 06/16/22 13:15

Client ID: SB-15-0.5 Date Received: 06/16/22

Sample Location: NEW YORK Field Prep: Not Specified

Sample Depth:

| Parameter | Result | Qualifier | Units | RL | MDL | Dilution Factor | Column |
|---|---|---|---|---|---|---|---|
| Organochlorine Pesticides by GC - Westborough Lab | | | | | | | |

| Surrogate | % Recovery | Qualifier | Acceptance Criteria | Column |
|---|---|---|---|---|
| 2,4,5,6-Tetrachloro-m-xylene | 67 | | 30-150 | A |
| Decachlorobiphenyl | 86 | | 30-150 | A |
| 2,4,5,6-Tetrachloro-m-xylene | 68 | | 30-150 | B |
| Decachlorobiphenyl | 96 | | 30-150 | B |

**Project Name:** PORT CHESTER
**Project Number:** 12166:2B

**Lab Number:** L2232278
**Report Date:** 07/13/22

## SAMPLE RESULTS

Lab ID: L2232278-14
Client ID: TW-2
Sample Location: NEW YORK

Date Collected: 06/16/22 10:10
Date Received: 06/16/22
Field Prep: Not Specified

Sample Depth:
Matrix: Water
Analytical Method: 1,8081B
Analytical Date: 06/25/22 21:46
Analyst: MMG

Extraction Method: EPA 3510C
Extraction Date: 06/22/22 15:48

| Parameter | Result | Qualifier | Units | RL | MDL | Dilution Factor | Column |
|---|---|---|---|---|---|---|---|
| Organochlorine Pesticides by GC - Westborough Lab | | | | | | | |
| Delta-BHC | ND | | ug/l | 0.014 | 0.003 | 1 | A |
| Lindane | ND | | ug/l | 0.014 | 0.003 | 1 | A |
| Alpha-BHC | ND | | ug/l | 0.014 | 0.003 | 1 | A |
| Beta-BHC | ND | | ug/l | 0.014 | 0.004 | 1 | A |
| Heptachlor | ND | | ug/l | 0.014 | 0.002 | 1 | A |
| Aldrin | ND | | ug/l | 0.014 | 0.002 | 1 | A |
| Heptachlor epoxide | ND | | ug/l | 0.014 | 0.003 | 1 | A |
| Endrin | ND | | ug/l | 0.029 | 0.003 | 1 | A |
| Endrin aldehyde | ND | | ug/l | 0.029 | 0.006 | 1 | A |
| Endrin ketone | ND | | ug/l | 0.029 | 0.003 | 1 | A |
| Dieldrin | ND | | ug/l | 0.029 | 0.003 | 1 | A |
| 4,4'-DDE | ND | | ug/l | 0.029 | 0.003 | 1 | A |
| 4,4'-DDD | ND | | ug/l | 0.029 | 0.003 | 1 | A |
| 4,4'-DDT | ND | | ug/l | 0.029 | 0.003 | 1 | A |
| Endosulfan I | ND | | ug/l | 0.014 | 0.002 | 1 | A |
| Endosulfan II | ND | | ug/l | 0.029 | 0.004 | 1 | A |
| Endosulfan sulfate | ND | | ug/l | 0.029 | 0.003 | 1 | A |
| Methoxychlor | ND | | ug/l | 0.143 | 0.005 | 1 | A |
| Toxaphene | ND | | ug/l | 0.143 | 0.045 | 1 | A |
| cis-Chlordane | ND | | ug/l | 0.014 | 0.005 | 1 | A |
| trans-Chlordane | ND | | ug/l | 0.014 | 0.004 | 1 | A |
| Chlordane | ND | | ug/l | 0.143 | 0.033 | 1 | A |

**Project Name:** PORT CHESTER **Lab Number:** L2232278

**Project Number:** 12166:2B **Report Date:** 07/13/22

## SAMPLE RESULTS

Lab ID: L2232278-14 Date Collected: 06/16/22 10:10

Client ID: TW-2 Date Received: 06/16/22

Sample Location: NEW YORK Field Prep: Not Specified

Sample Depth:

| Parameter | Result | Qualifier | Units | RL | MDL | Dilution Factor | Column |
|---|---|---|---|---|---|---|---|
| Organochlorine Pesticides by GC - Westborough Lab | | | | | | | |

| Surrogate | % Recovery | Qualifier | Acceptance Criteria | Column |
|---|---|---|---|---|
| 2,4,5,6-Tetrachloro-m-xylene | 67 | | 30-150 | A |
| Decachlorobiphenyl | 63 | | 30-150 | A |
| 2,4,5,6-Tetrachloro-m-xylene | 67 | | 30-150 | B |
| Decachlorobiphenyl | 78 | | 30-150 | B |

**Project Name:** PORT CHESTER
**Project Number:** 12166:2B

**Lab Number:** L2232278
**Report Date:** 07/13/22

## SAMPLE RESULTS

Lab ID: L2232278-15
Client ID: TW-3
Sample Location: NEW YORK

Date Collected: 06/16/22 10:35
Date Received: 06/16/22
Field Prep: Not Specified

Sample Depth:
Matrix: Water
Analytical Method: 1,8081B
Analytical Date: 06/25/22 21:35
Analyst: MMG

Extraction Method: EPA 3510C
Extraction Date: 06/22/22 15:48

| Parameter | Result | Qualifier | Units | RL | MDL | Dilution Factor | Column |
|---|---|---|---|---|---|---|---|
| Organochlorine Pesticides by GC - Westborough Lab | | | | | | | |
| Delta-BHC | ND | | ug/l | 0.014 | 0.003 | 1 | A |
| Lindane | ND | | ug/l | 0.014 | 0.003 | 1 | A |
| Alpha-BHC | ND | | ug/l | 0.014 | 0.003 | 1 | A |
| Beta-BHC | ND | | ug/l | 0.014 | 0.004 | 1 | A |
| Heptachlor | ND | | ug/l | 0.014 | 0.002 | 1 | A |
| Aldrin | ND | | ug/l | 0.014 | 0.002 | 1 | A |
| Heptachlor epoxide | ND | | ug/l | 0.014 | 0.003 | 1 | A |
| Endrin | ND | | ug/l | 0.029 | 0.003 | 1 | A |
| Endrin aldehyde | ND | | ug/l | 0.029 | 0.006 | 1 | A |
| Endrin ketone | ND | | ug/l | 0.029 | 0.003 | 1 | A |
| Dieldrin | ND | | ug/l | 0.029 | 0.003 | 1 | A |
| 4,4'-DDE | ND | | ug/l | 0.029 | 0.003 | 1 | A |
| 4,4'-DDD | ND | | ug/l | 0.029 | 0.003 | 1 | A |
| 4,4'-DDT | ND | | ug/l | 0.029 | 0.003 | 1 | A |
| Endosulfan I | ND | | ug/l | 0.014 | 0.002 | 1 | A |
| Endosulfan II | ND | | ug/l | 0.029 | 0.004 | 1 | A |
| Endosulfan sulfate | ND | | ug/l | 0.029 | 0.003 | 1 | A |
| Methoxychlor | ND | | ug/l | 0.143 | 0.005 | 1 | A |
| Toxaphene | ND | | ug/l | 0.143 | 0.045 | 1 | A |
| cis-Chlordane | ND | | ug/l | 0.014 | 0.005 | 1 | A |
| trans-Chlordane | ND | | ug/l | 0.014 | 0.004 | 1 | A |
| Chlordane | ND | | ug/l | 0.143 | 0.033 | 1 | A |

**Project Name:** PORT CHESTER **Lab Number:** L2232278

**Project Number:** 12166:2B **Report Date:** 07/13/22

## SAMPLE RESULTS

Lab ID: L2232278-15 Date Collected: 06/16/22 10:35

Client ID: TW-3 Date Received: 06/16/22

Sample Location: NEW YORK Field Prep: Not Specified

Sample Depth:

| Parameter | Result | Qualifier | Units | RL | MDL | Dilution Factor | Column |
|---|---|---|---|---|---|---|---|
| Organochlorine Pesticides by GC - Westborough Lab | | | | | | | |

| Surrogate | % Recovery | Qualifier | Acceptance Criteria | Column |
|---|---|---|---|---|
| 2,4,5,6-Tetrachloro-m-xylene | 67 | | 30-150 | A |
| Decachlorobiphenyl | 75 | | 30-150 | A |
| 2,4,5,6-Tetrachloro-m-xylene | 66 | | 30-150 | B |
| Decachlorobiphenyl | 88 | | 30-150 | B |

**Project Name:** PORT CHESTER
**Project Number:** 12166:2B

**Lab Number:** L2232278
**Report Date:** 07/13/22

# Method Blank Analysis
## Batch Quality Control

Analytical Method: 1,8081B
Analytical Date: 06/22/22 13:36
Analyst: EJL

Extraction Method: EPA 3546
Extraction Date: 06/20/22 17:46
Cleanup Method: EPA 3620B
Cleanup Date: 06/21/22
Cleanup Method: EPA 3660B
Cleanup Date: 06/21/22

| Parameter | Result | Qualifier | Units | RL | MDL | Column |
|---|---|---|---|---|---|---|
| Organochlorine Pesticides by GC - Westborough Lab for sample(s): 01-13 Batch: WG1653078-1 | | | | | | |
| Delta-BHC | ND | | ug/kg | 1.58 | 0.309 | A |
| Lindane | ND | | ug/kg | 0.658 | 0.294 | A |
| Alpha-BHC | ND | | ug/kg | 0.658 | 0.187 | A |
| Beta-BHC | ND | | ug/kg | 1.58 | 0.599 | A |
| Heptachlor | ND | | ug/kg | 0.789 | 0.354 | A |
| Aldrin | ND | | ug/kg | 1.58 | 0.556 | A |
| Heptachlor epoxide | ND | | ug/kg | 2.96 | 0.888 | A |
| Endrin | ND | | ug/kg | 0.658 | 0.270 | A |
| Endrin aldehyde | ND | | ug/kg | 1.97 | 0.691 | A |
| Endrin ketone | ND | | ug/kg | 1.58 | 0.406 | A |
| Dieldrin | ND | | ug/kg | 0.987 | 0.493 | A |
| 4,4'-DDE | ND | | ug/kg | 1.58 | 0.365 | A |
| 4,4'-DDD | ND | | ug/kg | 1.58 | 0.563 | A |
| 4,4'-DDT | ND | | ug/kg | 1.58 | 1.27 | A |
| Endosulfan I | ND | | ug/kg | 1.58 | 0.373 | A |
| Endosulfan II | ND | | ug/kg | 1.58 | 0.528 | A |
| Endosulfan sulfate | ND | | ug/kg | 0.658 | 0.313 | A |
| Methoxychlor | ND | | ug/kg | 2.96 | 0.921 | A |
| Toxaphene | ND | | ug/kg | 29.6 | 8.29 | A |
| cis-Chlordane | ND | | ug/kg | 1.97 | 0.550 | A |
| trans-Chlordane | ND | | ug/kg | 1.97 | 0.521 | A |
| Chlordane | ND | | ug/kg | 13.2 | 5.23 | A |

**Project Name:** PORT CHESTER
**Project Number:** 12166:2B

**Lab Number:** L2232278
**Report Date:** 07/13/22

# Method Blank Analysis
## Batch Quality Control

Analytical Method: 1,8081B
Analytical Date: 06/22/22 13:36
Analyst: EJL

Extraction Method: EPA 3546
Extraction Date: 06/20/22 17:46
Cleanup Method: EPA 3620B
Cleanup Date: 06/21/22
Cleanup Method: EPA 3660B
Cleanup Date: 06/21/22

| Parameter | Result | Qualifier | Units | RL | MDL | Column |
|---|---|---|---|---|---|---|
| Organochlorine Pesticides by GC - Westborough Lab for sample(s): 01-13 Batch: WG1653078-1 | | | | | | |

| Surrogate | %Recovery | Qualifier | Acceptance Criteria | Column |
|---|---|---|---|---|
| 2,4,5,6-Tetrachloro-m-xylene | 70 | | 30-150 | A |
| Decachlorobiphenyl | 77 | | 30-150 | A |
| 2,4,5,6-Tetrachloro-m-xylene | 65 | | 30-150 | B |
| Decachlorobiphenyl | 74 | | 30-150 | B |

**Project Name:** PORT CHESTER
**Project Number:** 12166:2B

**Lab Number:** L2232278
**Report Date:** 07/13/22

# Method Blank Analysis
## Batch Quality Control

Analytical Method: 1,8081B
Analytical Date: 06/22/22 10:18
Analyst: MMG

Extraction Method: EPA 3510C
Extraction Date: 06/22/22 01:54

| Parameter | Result | Qualifier | Units | RL | MDL | Column |
|---|---|---|---|---|---|---|
| Organochlorine Pesticides by GC - Westborough Lab for sample(s): 14-15 Batch: WG1653664-1 | | | | | | |
| Delta-BHC | ND | | ug/l | 0.014 | 0.003 | A |
| Lindane | ND | | ug/l | 0.014 | 0.003 | A |
| Alpha-BHC | ND | | ug/l | 0.014 | 0.003 | A |
| Beta-BHC | ND | | ug/l | 0.014 | 0.004 | A |
| Heptachlor | ND | | ug/l | 0.014 | 0.002 | A |
| Aldrin | ND | | ug/l | 0.014 | 0.002 | A |
| Heptachlor epoxide | ND | | ug/l | 0.014 | 0.003 | A |
| Endrin | ND | | ug/l | 0.029 | 0.003 | A |
| Endrin aldehyde | ND | | ug/l | 0.029 | 0.006 | A |
| Endrin ketone | ND | | ug/l | 0.029 | 0.003 | A |
| Dieldrin | ND | | ug/l | 0.029 | 0.003 | A |
| 4,4'-DDE | ND | | ug/l | 0.029 | 0.003 | A |
| 4,4'-DDD | ND | | ug/l | 0.029 | 0.003 | A |
| 4,4'-DDT | ND | | ug/l | 0.029 | 0.003 | A |
| Endosulfan I | ND | | ug/l | 0.014 | 0.002 | A |
| Endosulfan II | ND | | ug/l | 0.029 | 0.004 | A |
| Endosulfan sulfate | ND | | ug/l | 0.029 | 0.003 | A |
| Methoxychlor | ND | | ug/l | 0.143 | 0.005 | A |
| Toxaphene | ND | | ug/l | 0.143 | 0.045 | A |
| cis-Chlordane | ND | | ug/l | 0.014 | 0.005 | A |
| trans-Chlordane | ND | | ug/l | 0.014 | 0.004 | A |
| Chlordane | ND | | ug/l | 0.143 | 0.033 | A |

**Project Name:** PORT CHESTER
**Project Number:** 12166:2B

**Lab Number:** L2232278
**Report Date:** 07/13/22

# Method Blank Analysis
## Batch Quality Control

Analytical Method: 1,8081B
Analytical Date: 06/22/22 10:18
Analyst: MMG

Extraction Method: EPA 3510C
Extraction Date: 06/22/22 01:54

| Parameter | Result | Qualifier | Units | RL | MDL | Column |
|---|---|---|---|---|---|---|
| Organochlorine Pesticides by GC - Westborough Lab for sample(s): 14-15 Batch: WG1653664-1 | | | | | | |

| Surrogate | %Recovery | Qualifier | Acceptance Criteria | Column |
|---|---|---|---|---|
| 2,4,5,6-Tetrachloro-m-xylene | 67 | | 30-150 | A |
| Decachlorobiphenyl | 70 | | 30-150 | A |
| 2,4,5,6-Tetrachloro-m-xylene | 61 | | 30-150 | B |
| Decachlorobiphenyl | 72 | | 30-150 | B |

# Lab Control Sample Analysis
## Batch Quality Control

**Project Name:** PORT CHESTER
**Project Number:** 12166:2B

**Lab Number:** L2232278
**Report Date:** 07/13/22

| Parameter | LCS %Recovery | Qual | LCSD %Recovery | Qual | %Recovery Limits | RPD | Qual | RPD Limits | Column |
|---|---|---|---|---|---|---|---|---|---|
| Organochlorine Pesticides by GC - Westborough Lab Associated sample(s): 01-13 Batch: WG1653078-2 WG1653078-3 | | | | | | | | | |
| Delta-BHC | 75 | | 62 | | 30-150 | 19 | | 30 | A |
| Lindane | 77 | | 64 | | 30-150 | 18 | | 30 | A |
| Alpha-BHC | 78 | | 65 | | 30-150 | 18 | | 30 | A |
| Beta-BHC | 80 | | 73 | | 30-150 | 9 | | 30 | A |
| Heptachlor | 79 | | 67 | | 30-150 | 16 | | 30 | A |
| Aldrin | 77 | | 64 | | 30-150 | 18 | | 30 | A |
| Heptachlor epoxide | 72 | | 61 | | 30-150 | 17 | | 30 | A |
| Endrin | 80 | | 68 | | 30-150 | 16 | | 30 | A |
| Endrin aldehyde | 64 | | 52 | | 30-150 | 21 | | 30 | A |
| Endrin ketone | 82 | | 68 | | 30-150 | 19 | | 30 | A |
| Dieldrin | 83 | | 70 | | 30-150 | 17 | | 30 | A |
| 4,4'-DDE | 76 | | 65 | | 30-150 | 16 | | 30 | A |
| 4,4'-DDD | 83 | | 70 | | 30-150 | 17 | | 30 | A |
| 4,4'-DDT | 78 | | 66 | | 30-150 | 17 | | 30 | A |
| Endosulfan I | 74 | | 63 | | 30-150 | 16 | | 30 | A |
| Endosulfan II | 79 | | 68 | | 30-150 | 15 | | 30 | A |
| Endosulfan sulfate | 72 | | 58 | | 30-150 | 22 | | 30 | A |
| Methoxychlor | 83 | | 67 | | 30-150 | 21 | | 30 | A |
| cis-Chlordane | 68 | | 58 | | 30-150 | 16 | | 30 | A |
| trans-Chlordane | 78 | | 67 | | 30-150 | 15 | | 30 | A |

# Lab Control Sample Analysis
## Batch Quality Control

**Project Name:** PORT CHESTER
**Project Number:** 12166:2B

**Lab Number:** L2232278
**Report Date:** 07/13/22

| Parameter | LCS %Recovery | Qual | LCSD %Recovery | Qual | %Recovery Limits | RPD | Qual | RPD Limits |
|---|---|---|---|---|---|---|---|---|
| Organochlorine Pesticides by GC - Westborough Lab Associated sample(s): 01-13 Batch: WG1653078-2 WG1653078-3 | | | | | | | | |

| Surrogate | LCS %Recovery | Qual | LCSD %Recovery | Qual | Acceptance Criteria | Column |
|---|---|---|---|---|---|---|
| 2,4,5,6-Tetrachloro-m-xylene | 74 | | 59 | | 30-150 | A |
| Decachlorobiphenyl | 86 | | 73 | | 30-150 | A |
| 2,4,5,6-Tetrachloro-m-xylene | 70 | | 57 | | 30-150 | B |
| Decachlorobiphenyl | 94 | | 83 | | 30-150 | B |

# Lab Control Sample Analysis
## Batch Quality Control

**Project Name:** PORT CHESTER
**Project Number:** 12166:2B
**Lab Number:** L2232278
**Report Date:** 07/13/22

| Parameter | LCS %Recovery | Qual | LCSD %Recovery | Qual | %Recovery Limits | RPD | Qual | RPD Limits | Column |
|---|---|---|---|---|---|---|---|---|---|
| Organochlorine Pesticides by GC - Westborough Lab Associated sample(s): 14-15 Batch: WG1653664-2 WG1653664-3 | | | | | | | | | |
| Delta-BHC | 57 | | 58 | | 30-150 | 2 | | 20 | A |
| Lindane | 69 | | 69 | | 30-150 | 0 | | 20 | A |
| Alpha-BHC | 68 | | 69 | | 30-150 | 3 | | 20 | A |
| Beta-BHC | 65 | | 68 | | 30-150 | 4 | | 20 | A |
| Heptachlor | 64 | | 64 | | 30-150 | 0 | | 20 | A |
| Aldrin | 66 | | 66 | | 30-150 | 0 | | 20 | A |
| Heptachlor epoxide | 64 | | 66 | | 30-150 | 4 | | 20 | A |
| Endrin | 68 | | 68 | | 30-150 | 0 | | 20 | A |
| Endrin aldehyde | 57 | | 58 | | 30-150 | 2 | | 20 | A |
| Endrin ketone | 65 | | 70 | | 30-150 | 7 | | 20 | A |
| Dieldrin | 70 | | 72 | | 30-150 | 4 | | 20 | A |
| 4,4'-DDE | 67 | | 68 | | 30-150 | 2 | | 20 | A |
| 4,4'-DDD | 74 | | 75 | | 30-150 | 1 | | 20 | A |
| 4,4'-DDT | 73 | | 72 | | 30-150 | 2 | | 20 | A |
| Endosulfan I | 62 | | 64 | | 30-150 | 3 | | 20 | A |
| Endosulfan II | 66 | | 67 | | 30-150 | 2 | | 20 | A |
| Endosulfan sulfate | 59 | | 62 | | 30-150 | 4 | | 20 | A |
| Methoxychlor | 70 | | 71 | | 30-150 | 2 | | 20 | A |
| cis-Chlordane | 59 | | 61 | | 30-150 | 4 | | 20 | A |
| trans-Chlordane | 72 | | 75 | | 30-150 | 4 | | 20 | A |

# Lab Control Sample Analysis

## Batch Quality Control

**Project Name:** PORT CHESTER

**Project Number:** 12166:2B

**Lab Number:** L2232278

**Report Date:** 07/13/22

| Parameter | LCS %Recovery | Qual | LCSD %Recovery | Qual | %Recovery Limits | RPD | Qual | RPD Limits |
|---|---|---|---|---|---|---|---|---|
| Organochlorine Pesticides by GC - Westborough Lab Associated sample(s): 14-15 Batch: WG1653664-2 WG1653664-3 | | | | | | | | |

| Surrogate | LCS %Recovery | Qual | LCSD %Recovery | Qual | Acceptance Criteria | Column |
|---|---|---|---|---|---|---|
| 2,4,5,6-Tetrachloro-m-xylene | 64 | | 65 | | 30-150 | A |
| Decachlorobiphenyl | 66 | | 66 | | 30-150 | A |
| 2,4,5,6-Tetrachloro-m-xylene | 58 | | 59 | | 30-150 | B |
| Decachlorobiphenyl | 71 | | 73 | | 30-150 | B |

# METALS

**Project Name:** PORT CHESTER
**Project Number:** 12166:2B
**Lab Number:** L2232278
**Report Date:** 07/13/22

## SAMPLE RESULTS

Lab ID: L2232278-01
Client ID: SB-3-6.5
Sample Location: NEW YORK
Date Collected: 06/16/22 09:15
Date Received: 06/16/22
Field Prep: Not Specified

Sample Depth:
Matrix: Soil
Percent Solids: 90%

| Parameter | Result | Qualifier | Units | RL | MDL | Dilution Factor | Date Prepared | Date Analyzed | Prep Method | Analytical Method | Analyst |
|---|---|---|---|---|---|---|---|---|---|---|---|
| **Total Metals - Mansfield Lab** | | | | | | | | | | | |
| Aluminum, Total | 7520 | | mg/kg | 8.63 | 2.33 | 2 | 07/06/22 16:40 | 07/12/22 16:27 | EPA 3050B | 1,6010D | NB |
| Antimony, Total | ND | | mg/kg | 4.31 | 0.328 | 2 | 07/06/22 16:40 | 07/12/22 16:27 | EPA 3050B | 1,6010D | NB |
| Arsenic, Total | 4.50 | | mg/kg | 0.863 | 0.179 | 2 | 07/06/22 16:40 | 07/12/22 16:27 | EPA 3050B | 1,6010D | NB |
| Barium, Total | 65.4 | | mg/kg | 0.863 | 0.150 | 2 | 07/06/22 16:40 | 07/12/22 16:27 | EPA 3050B | 1,6010D | NB |
| Beryllium, Total | 0.302 | J | mg/kg | 0.431 | 0.029 | 2 | 07/06/22 16:40 | 07/12/22 16:27 | EPA 3050B | 1,6010D | NB |
| Cadmium, Total | 0.587 | J | mg/kg | 0.863 | 0.085 | 2 | 07/06/22 16:40 | 07/12/22 16:27 | EPA 3050B | 1,6010D | NB |
| Calcium, Total | 12000 | | mg/kg | 8.63 | 3.02 | 2 | 07/06/22 16:40 | 07/12/22 16:27 | EPA 3050B | 1,6010D | NB |
| Chromium, Total | 13.0 | | mg/kg | 0.863 | 0.083 | 2 | 07/06/22 16:40 | 07/12/22 16:27 | EPA 3050B | 1,6010D | NB |
| Cobalt, Total | 6.80 | | mg/kg | 1.72 | 0.143 | 2 | 07/06/22 16:40 | 07/12/22 16:27 | EPA 3050B | 1,6010D | NB |
| Copper, Total | 23.5 | | mg/kg | 0.863 | 0.223 | 2 | 07/06/22 16:40 | 07/12/22 16:27 | EPA 3050B | 1,6010D | NB |
| Iron, Total | 12600 | | mg/kg | 4.31 | 0.779 | 2 | 07/06/22 16:40 | 07/12/22 16:27 | EPA 3050B | 1,6010D | NB |
| Lead, Total | 67.0 | | mg/kg | 4.31 | 0.231 | 2 | 07/06/22 16:40 | 07/12/22 16:27 | EPA 3050B | 1,6010D | NB |
| Magnesium, Total | 7860 | | mg/kg | 8.63 | 1.33 | 2 | 07/06/22 16:40 | 07/12/22 16:27 | EPA 3050B | 1,6010D | NB |
| Manganese, Total | 252 | | mg/kg | 0.863 | 0.137 | 2 | 07/06/22 16:40 | 07/12/22 16:27 | EPA 3050B | 1,6010D | NB |
| Mercury, Total | 0.764 | | mg/kg | 0.077 | 0.050 | 1 | 07/06/22 17:04 | 07/07/22 08:08 | EPA 7471B | 1,7471B | DMB |
| Nickel, Total | 14.2 | | mg/kg | 2.16 | 0.209 | 2 | 07/06/22 16:40 | 07/12/22 16:27 | EPA 3050B | 1,6010D | NB |
| Potassium, Total | 1300 | | mg/kg | 216 | 12.4 | 2 | 07/06/22 16:40 | 07/12/22 16:27 | EPA 3050B | 1,6010D | NB |
| Selenium, Total | 0.371 | J | mg/kg | 1.72 | 0.223 | 2 | 07/06/22 16:40 | 07/12/22 16:27 | EPA 3050B | 1,6010D | NB |
| Silver, Total | ND | | mg/kg | 0.863 | 0.244 | 2 | 07/06/22 16:40 | 07/12/22 16:27 | EPA 3050B | 1,6010D | NB |
| Sodium, Total | 135 | J | mg/kg | 172 | 2.72 | 2 | 07/06/22 16:40 | 07/12/22 16:27 | EPA 3050B | 1,6010D | NB |
| Thallium, Total | ND | | mg/kg | 1.72 | 0.272 | 2 | 07/06/22 16:40 | 07/12/22 16:27 | EPA 3050B | 1,6010D | NB |
| Vanadium, Total | 20.0 | | mg/kg | 0.863 | 0.175 | 2 | 07/06/22 16:40 | 07/12/22 16:27 | EPA 3050B | 1,6010D | NB |
| Zinc, Total | 118 | | mg/kg | 4.31 | 0.253 | 2 | 07/06/22 16:40 | 07/12/22 16:27 | EPA 3050B | 1,6010D | NB |

**Project Name:** PORT CHESTER
**Project Number:** 12166:2B
**Lab Number:** L2232278
**Report Date:** 07/13/22

## SAMPLE RESULTS

Lab ID: L2232278-02
Client ID: SB-4-13.5
Sample Location: NEW YORK
Date Collected: 06/16/22 09:35
Date Received: 06/16/22
Field Prep: Not Specified

Sample Depth:
Matrix: Soil
Percent Solids: 79%

| Parameter | Result | Qualifier | Units | RL | MDL | Dilution Factor | Date Prepared | Date Analyzed | Prep Method | Analytical Method | Analyst |
|---|---|---|---|---|---|---|---|---|---|---|---|
| **Total Metals - Mansfield Lab** | | | | | | | | | | | |
| Aluminum, Total | 7760 | | mg/kg | 10.0 | 2.70 | 2 | 07/06/22 16:40 | 07/12/22 16:31 | EPA 3050B | 1,6010D | NB |
| Antimony, Total | ND | | mg/kg | 5.00 | 0.380 | 2 | 07/06/22 16:40 | 07/12/22 16:31 | EPA 3050B | 1,6010D | NB |
| Arsenic, Total | 1.85 | | mg/kg | 1.00 | 0.208 | 2 | 07/06/22 16:40 | 07/12/22 16:31 | EPA 3050B | 1,6010D | NB |
| Barium, Total | 70.6 | | mg/kg | 1.00 | 0.174 | 2 | 07/06/22 16:40 | 07/12/22 16:31 | EPA 3050B | 1,6010D | NB |
| Beryllium, Total | 0.340 | J | mg/kg | 0.500 | 0.033 | 2 | 07/06/22 16:40 | 07/12/22 16:31 | EPA 3050B | 1,6010D | NB |
| Cadmium, Total | 0.450 | J | mg/kg | 1.00 | 0.098 | 2 | 07/06/22 16:40 | 07/12/22 16:31 | EPA 3050B | 1,6010D | NB |
| Calcium, Total | 1940 | | mg/kg | 10.0 | 3.50 | 2 | 07/06/22 16:40 | 07/12/22 16:31 | EPA 3050B | 1,6010D | NB |
| Chromium, Total | 15.3 | | mg/kg | 1.00 | 0.096 | 2 | 07/06/22 16:40 | 07/12/22 16:31 | EPA 3050B | 1,6010D | NB |
| Cobalt, Total | 8.34 | | mg/kg | 2.00 | 0.166 | 2 | 07/06/22 16:40 | 07/12/22 16:31 | EPA 3050B | 1,6010D | NB |
| Copper, Total | 29.1 | | mg/kg | 1.00 | 0.258 | 2 | 07/06/22 16:40 | 07/12/22 16:31 | EPA 3050B | 1,6010D | NB |
| Iron, Total | 13200 | | mg/kg | 5.00 | 0.903 | 2 | 07/06/22 16:40 | 07/12/22 16:31 | EPA 3050B | 1,6010D | NB |
| Lead, Total | 4.10 | J | mg/kg | 5.00 | 0.268 | 2 | 07/06/22 16:40 | 07/12/22 16:31 | EPA 3050B | 1,6010D | NB |
| Magnesium, Total | 3080 | | mg/kg | 10.0 | 1.54 | 2 | 07/06/22 16:40 | 07/12/22 16:31 | EPA 3050B | 1,6010D | NB |
| Manganese, Total | 120 | | mg/kg | 1.00 | 0.159 | 2 | 07/06/22 16:40 | 07/12/22 16:31 | EPA 3050B | 1,6010D | NB |
| Mercury, Total | ND | | mg/kg | 0.094 | 0.061 | 1 | 07/06/22 17:04 | 07/07/22 08:12 | EPA 7471B | 1,7471B | DMB |
| Nickel, Total | 24.0 | | mg/kg | 2.50 | 0.242 | 2 | 07/06/22 16:40 | 07/12/22 16:31 | EPA 3050B | 1,6010D | NB |
| Potassium, Total | 2260 | | mg/kg | 250 | 14.4 | 2 | 07/06/22 16:40 | 07/12/22 16:31 | EPA 3050B | 1,6010D | NB |
| Selenium, Total | 0.330 | J | mg/kg | 2.00 | 0.258 | 2 | 07/06/22 16:40 | 07/12/22 16:31 | EPA 3050B | 1,6010D | NB |
| Silver, Total | ND | | mg/kg | 1.00 | 0.283 | 2 | 07/06/22 16:40 | 07/12/22 16:31 | EPA 3050B | 1,6010D | NB |
| Sodium, Total | 198 | J | mg/kg | 200 | 3.15 | 2 | 07/06/22 16:40 | 07/12/22 16:31 | EPA 3050B | 1,6010D | NB |
| Thallium, Total | ND | | mg/kg | 2.00 | 0.315 | 2 | 07/06/22 16:40 | 07/12/22 16:31 | EPA 3050B | 1,6010D | NB |
| Vanadium, Total | 20.1 | | mg/kg | 1.00 | 0.203 | 2 | 07/06/22 16:40 | 07/12/22 16:31 | EPA 3050B | 1,6010D | NB |
| Zinc, Total | 34.1 | | mg/kg | 5.00 | 0.293 | 2 | 07/06/22 16:40 | 07/12/22 16:31 | EPA 3050B | 1,6010D | NB |

**Project Name:** PORT CHESTER
**Project Number:** 12166:2B
**Lab Number:** L2232278
**Report Date:** 07/13/22

## SAMPLE RESULTS

Lab ID: L2232278-03
Client ID: SB-5-1.5
Sample Location: NEW YORK
Date Collected: 06/16/22 10:00
Date Received: 06/16/22
Field Prep: Not Specified

Sample Depth:
Matrix: Soil
Percent Solids: 92%

| Parameter | Result | Qualifier | Units | RL | MDL | Dilution Factor | Date Prepared | Date Analyzed | Prep Method | Analytical Method | Analyst |
|---|---|---|---|---|---|---|---|---|---|---|---|
| **Total Metals - Mansfield Lab** | | | | | | | | | | | |
| Aluminum, Total | 9870 | | mg/kg | 8.41 | 2.27 | 2 | 07/06/22 16:40 | 07/12/22 16:36 | EPA 3050B | 1,6010D | NB |
| Antimony, Total | ND | | mg/kg | 4.20 | 0.320 | 2 | 07/06/22 16:40 | 07/12/22 16:36 | EPA 3050B | 1,6010D | NB |
| Arsenic, Total | 9.55 | | mg/kg | 0.841 | 0.175 | 2 | 07/06/22 16:40 | 07/12/22 16:36 | EPA 3050B | 1,6010D | NB |
| Barium, Total | 119 | | mg/kg | 0.841 | 0.146 | 2 | 07/06/22 16:40 | 07/12/22 16:36 | EPA 3050B | 1,6010D | NB |
| Beryllium, Total | 0.353 | J | mg/kg | 0.420 | 0.028 | 2 | 07/06/22 16:40 | 07/12/22 16:36 | EPA 3050B | 1,6010D | NB |
| Cadmium, Total | 0.614 | J | mg/kg | 0.841 | 0.082 | 2 | 07/06/22 16:40 | 07/12/22 16:36 | EPA 3050B | 1,6010D | NB |
| Calcium, Total | 33800 | | mg/kg | 8.41 | 2.94 | 2 | 07/06/22 16:40 | 07/12/22 16:36 | EPA 3050B | 1,6010D | NB |
| Chromium, Total | 18.3 | | mg/kg | 0.841 | 0.081 | 2 | 07/06/22 16:40 | 07/12/22 16:36 | EPA 3050B | 1,6010D | NB |
| Cobalt, Total | 6.65 | | mg/kg | 1.68 | 0.140 | 2 | 07/06/22 16:40 | 07/12/22 16:36 | EPA 3050B | 1,6010D | NB |
| Copper, Total | 25.9 | | mg/kg | 0.841 | 0.217 | 2 | 07/06/22 16:40 | 07/12/22 16:36 | EPA 3050B | 1,6010D | NB |
| Iron, Total | 18600 | | mg/kg | 4.20 | 0.759 | 2 | 07/06/22 16:40 | 07/12/22 16:36 | EPA 3050B | 1,6010D | NB |
| Lead, Total | 84.7 | | mg/kg | 4.20 | 0.225 | 2 | 07/06/22 16:40 | 07/12/22 16:36 | EPA 3050B | 1,6010D | NB |
| Magnesium, Total | 1250 | | mg/kg | 8.41 | 1.30 | 2 | 07/06/22 16:40 | 07/12/22 16:36 | EPA 3050B | 1,6010D | NB |
| Manganese, Total | 2480 | | mg/kg | 0.841 | 0.134 | 2 | 07/06/22 16:40 | 07/12/22 16:36 | EPA 3050B | 1,6010D | NB |
| Mercury, Total | 0.196 | | mg/kg | 0.086 | 0.056 | 1 | 07/06/22 17:04 | 07/07/22 08:28 | EPA 7471B | 1,7471B | DMB |
| Nickel, Total | 5.52 | | mg/kg | 2.10 | 0.204 | 2 | 07/06/22 16:40 | 07/12/22 16:36 | EPA 3050B | 1,6010D | NB |
| Potassium, Total | 1390 | | mg/kg | 210 | 12.1 | 2 | 07/06/22 16:40 | 07/12/22 16:36 | EPA 3050B | 1,6010D | NB |
| Selenium, Total | 1.80 | | mg/kg | 1.68 | 0.217 | 2 | 07/06/22 16:40 | 07/12/22 16:36 | EPA 3050B | 1,6010D | NB |
| Silver, Total | 0.656 | J | mg/kg | 0.841 | 0.238 | 2 | 07/06/22 16:40 | 07/12/22 16:36 | EPA 3050B | 1,6010D | NB |
| Sodium, Total | 598 | | mg/kg | 168 | 2.65 | 2 | 07/06/22 16:40 | 07/12/22 16:36 | EPA 3050B | 1,6010D | NB |
| Thallium, Total | ND | | mg/kg | 1.68 | 0.265 | 2 | 07/06/22 16:40 | 07/12/22 16:36 | EPA 3050B | 1,6010D | NB |
| Vanadium, Total | 95.4 | | mg/kg | 0.841 | 0.171 | 2 | 07/06/22 16:40 | 07/12/22 16:36 | EPA 3050B | 1,6010D | NB |
| Zinc, Total | 34.5 | | mg/kg | 4.20 | 0.246 | 2 | 07/06/22 16:40 | 07/12/22 16:36 | EPA 3050B | 1,6010D | NB |

**Project Name:** PORT CHESTER
**Project Number:** 12166:2B
**Lab Number:** L2232278
**Report Date:** 07/13/22

## SAMPLE RESULTS

Lab ID: L2232278-04
Client ID: SB-6-7.5
Sample Location: NEW YORK
Date Collected: 06/16/22 10:20
Date Received: 06/16/22
Field Prep: Not Specified

Sample Depth:
Matrix: Soil
Percent Solids: 94%

| Parameter | Result | Qualifier | Units | RL | MDL | Dilution Factor | Date Prepared | Date Analyzed | Prep Method | Analytical Method | Analyst |
|---|---|---|---|---|---|---|---|---|---|---|---|
| **Total Metals - Mansfield Lab** | | | | | | | | | | | |
| Aluminum, Total | 4620 | | mg/kg | 8.45 | 2.28 | 2 | 07/06/22 16:40 | 07/12/22 16:41 | EPA 3050B | 1,6010D | NB |
| Antimony, Total | 0.887 | J | mg/kg | 4.22 | 0.321 | 2 | 07/06/22 16:40 | 07/12/22 16:41 | EPA 3050B | 1,6010D | NB |
| Arsenic, Total | 15.4 | | mg/kg | 0.845 | 0.176 | 2 | 07/06/22 16:40 | 07/12/22 16:41 | EPA 3050B | 1,6010D | NB |
| Barium, Total | 162 | | mg/kg | 0.845 | 0.147 | 2 | 07/06/22 16:40 | 07/12/22 16:41 | EPA 3050B | 1,6010D | NB |
| Beryllium, Total | 0.279 | J | mg/kg | 0.422 | 0.028 | 2 | 07/06/22 16:40 | 07/12/22 16:41 | EPA 3050B | 1,6010D | NB |
| Cadmium, Total | 0.904 | | mg/kg | 0.845 | 0.083 | 2 | 07/06/22 16:40 | 07/12/22 16:41 | EPA 3050B | 1,6010D | NB |
| Calcium, Total | 5440 | | mg/kg | 8.45 | 2.96 | 2 | 07/06/22 16:40 | 07/12/22 16:41 | EPA 3050B | 1,6010D | NB |
| Chromium, Total | 9.97 | | mg/kg | 0.845 | 0.081 | 2 | 07/06/22 16:40 | 07/12/22 16:41 | EPA 3050B | 1,6010D | NB |
| Cobalt, Total | 4.76 | | mg/kg | 1.69 | 0.140 | 2 | 07/06/22 16:40 | 07/12/22 16:41 | EPA 3050B | 1,6010D | NB |
| Copper, Total | 74.4 | | mg/kg | 0.845 | 0.218 | 2 | 07/06/22 16:40 | 07/12/22 16:41 | EPA 3050B | 1,6010D | NB |
| Iron, Total | 16300 | | mg/kg | 4.22 | 0.763 | 2 | 07/06/22 16:40 | 07/12/22 16:41 | EPA 3050B | 1,6010D | NB |
| Lead, Total | 359 | | mg/kg | 4.22 | 0.226 | 2 | 07/06/22 16:40 | 07/12/22 16:41 | EPA 3050B | 1,6010D | NB |
| Magnesium, Total | 1840 | | mg/kg | 8.45 | 1.30 | 2 | 07/06/22 16:40 | 07/12/22 16:41 | EPA 3050B | 1,6010D | NB |
| Manganese, Total | 249 | | mg/kg | 0.845 | 0.134 | 2 | 07/06/22 16:40 | 07/12/22 16:41 | EPA 3050B | 1,6010D | NB |
| Mercury, Total | 1.07 | | mg/kg | 0.074 | 0.048 | 1 | 07/06/22 17:04 | 07/07/22 08:31 | EPA 7471B | 1,7471B | DMB |
| Nickel, Total | 10.4 | | mg/kg | 2.11 | 0.204 | 2 | 07/06/22 16:40 | 07/12/22 16:41 | EPA 3050B | 1,6010D | NB |
| Potassium, Total | 656 | | mg/kg | 211 | 12.2 | 2 | 07/06/22 16:40 | 07/12/22 16:41 | EPA 3050B | 1,6010D | NB |
| Selenium, Total | 0.896 | J | mg/kg | 1.69 | 0.218 | 2 | 07/06/22 16:40 | 07/12/22 16:41 | EPA 3050B | 1,6010D | NB |
| Silver, Total | ND | | mg/kg | 0.845 | 0.239 | 2 | 07/06/22 16:40 | 07/12/22 16:41 | EPA 3050B | 1,6010D | NB |
| Sodium, Total | 248 | | mg/kg | 169 | 2.66 | 2 | 07/06/22 16:40 | 07/12/22 16:41 | EPA 3050B | 1,6010D | NB |
| Thallium, Total | ND | | mg/kg | 1.69 | 0.266 | 2 | 07/06/22 16:40 | 07/12/22 16:41 | EPA 3050B | 1,6010D | NB |
| Vanadium, Total | 18.8 | | mg/kg | 0.845 | 0.172 | 2 | 07/06/22 16:40 | 07/12/22 16:41 | EPA 3050B | 1,6010D | NB |
| Zinc, Total | 182 | | mg/kg | 4.22 | 0.248 | 2 | 07/06/22 16:40 | 07/12/22 16:41 | EPA 3050B | 1,6010D | NB |

**Project Name:** PORT CHESTER
**Project Number:** 12166:2B
**Lab Number:** L2232278
**Report Date:** 07/13/22

## SAMPLE RESULTS

Lab ID: L2232278-05
Client ID: SB-7-13
Sample Location: NEW YORK
Date Collected: 06/16/22 11:15
Date Received: 06/16/22
Field Prep: Not Specified

Sample Depth:
Matrix: Soil
Percent Solids: 90%

| Parameter | Result | Qualifier | Units | RL | MDL | Dilution Factor | Date Prepared | Date Analyzed | Prep Method | Analytical Method | Analyst |
|---|---|---|---|---|---|---|---|---|---|---|---|
| **Total Metals - Mansfield Lab** | | | | | | | | | | | |
| Aluminum, Total | 8310 | | mg/kg | 8.76 | 2.37 | 2 | 07/06/22 16:40 | 07/12/22 16:45 | EPA 3050B | 1,6010D | NB |
| Antimony, Total | ND | | mg/kg | 4.38 | 0.333 | 2 | 07/06/22 16:40 | 07/12/22 16:45 | EPA 3050B | 1,6010D | NB |
| Arsenic, Total | 1.12 | | mg/kg | 0.876 | 0.182 | 2 | 07/06/22 16:40 | 07/12/22 16:45 | EPA 3050B | 1,6010D | NB |
| Barium, Total | 105 | | mg/kg | 0.876 | 0.152 | 2 | 07/06/22 16:40 | 07/12/22 16:45 | EPA 3050B | 1,6010D | NB |
| Beryllium, Total | 0.184 | J | mg/kg | 0.438 | 0.029 | 2 | 07/06/22 16:40 | 07/12/22 16:45 | EPA 3050B | 1,6010D | NB |
| Cadmium, Total | 0.438 | J | mg/kg | 0.876 | 0.086 | 2 | 07/06/22 16:40 | 07/12/22 16:45 | EPA 3050B | 1,6010D | NB |
| Calcium, Total | 1290 | | mg/kg | 8.76 | 3.07 | 2 | 07/06/22 16:40 | 07/12/22 16:45 | EPA 3050B | 1,6010D | NB |
| Chromium, Total | 14.5 | | mg/kg | 0.876 | 0.084 | 2 | 07/06/22 16:40 | 07/12/22 16:45 | EPA 3050B | 1,6010D | NB |
| Cobalt, Total | 6.42 | | mg/kg | 1.75 | 0.146 | 2 | 07/06/22 16:40 | 07/12/22 16:45 | EPA 3050B | 1,6010D | NB |
| Copper, Total | 10.9 | | mg/kg | 0.876 | 0.226 | 2 | 07/06/22 16:40 | 07/12/22 16:45 | EPA 3050B | 1,6010D | NB |
| Iron, Total | 13700 | | mg/kg | 4.38 | 0.792 | 2 | 07/06/22 16:40 | 07/12/22 16:45 | EPA 3050B | 1,6010D | NB |
| Lead, Total | 3.81 | J | mg/kg | 4.38 | 0.235 | 2 | 07/06/22 16:40 | 07/12/22 16:45 | EPA 3050B | 1,6010D | NB |
| Magnesium, Total | 2920 | | mg/kg | 8.76 | 1.35 | 2 | 07/06/22 16:40 | 07/12/22 16:45 | EPA 3050B | 1,6010D | NB |
| Manganese, Total | 310 | | mg/kg | 0.876 | 0.139 | 2 | 07/06/22 16:40 | 07/12/22 16:45 | EPA 3050B | 1,6010D | NB |
| Mercury, Total | ND | | mg/kg | 0.087 | 0.057 | 1 | 07/06/22 17:04 | 07/07/22 08:35 | EPA 7471B | 1,7471B | DMB |
| Nickel, Total | 11.3 | | mg/kg | 2.19 | 0.212 | 2 | 07/06/22 16:40 | 07/12/22 16:45 | EPA 3050B | 1,6010D | NB |
| Potassium, Total | 3520 | | mg/kg | 219 | 12.6 | 2 | 07/06/22 16:40 | 07/12/22 16:45 | EPA 3050B | 1,6010D | NB |
| Selenium, Total | ND | | mg/kg | 1.75 | 0.226 | 2 | 07/06/22 16:40 | 07/12/22 16:45 | EPA 3050B | 1,6010D | NB |
| Silver, Total | ND | | mg/kg | 0.876 | 0.248 | 2 | 07/06/22 16:40 | 07/12/22 16:45 | EPA 3050B | 1,6010D | NB |
| Sodium, Total | 131 | J | mg/kg | 175 | 2.76 | 2 | 07/06/22 16:40 | 07/12/22 16:45 | EPA 3050B | 1,6010D | NB |
| Thallium, Total | ND | | mg/kg | 1.75 | 0.276 | 2 | 07/06/22 16:40 | 07/12/22 16:45 | EPA 3050B | 1,6010D | NB |
| Vanadium, Total | 20.8 | | mg/kg | 0.876 | 0.178 | 2 | 07/06/22 16:40 | 07/12/22 16:45 | EPA 3050B | 1,6010D | NB |
| Zinc, Total | 26.1 | | mg/kg | 4.38 | 0.257 | 2 | 07/06/22 16:40 | 07/12/22 16:45 | EPA 3050B | 1,6010D | NB |

**Project Name:** PORT CHESTER
**Project Number:** 12166:2B
**Lab Number:** L2232278
**Report Date:** 07/13/22

## SAMPLE RESULTS

Lab ID: L2232278-06
Client ID: SB-8-0.5
Sample Location: NEW YORK
Date Collected: 06/16/22 10:30
Date Received: 06/16/22
Field Prep: Not Specified

Sample Depth:
Matrix: Soil
Percent Solids: 96%

| Parameter | Result | Qualifier | Units | RL | MDL | Dilution Factor | Date Prepared | Date Analyzed | Prep Method | Analytical Method | Analyst |
|---|---|---|---|---|---|---|---|---|---|---|---|
| **Total Metals - Mansfield Lab** | | | | | | | | | | | |
| Aluminum, Total | 6070 | | mg/kg | 8.31 | 2.24 | 2 | 07/06/22 16:40 | 07/12/22 17:22 | EPA 3050B | 1,6010D | NB |
| Antimony, Total | ND | | mg/kg | 4.16 | 0.316 | 2 | 07/06/22 16:40 | 07/12/22 17:22 | EPA 3050B | 1,6010D | NB |
| Arsenic, Total | 2.01 | | mg/kg | 0.831 | 0.173 | 2 | 07/06/22 16:40 | 07/12/22 17:22 | EPA 3050B | 1,6010D | NB |
| Barium, Total | 50.5 | | mg/kg | 0.831 | 0.145 | 2 | 07/06/22 16:40 | 07/12/22 17:22 | EPA 3050B | 1,6010D | NB |
| Beryllium, Total | 0.299 | J | mg/kg | 0.416 | 0.027 | 2 | 07/06/22 16:40 | 07/12/22 17:22 | EPA 3050B | 1,6010D | NB |
| Cadmium, Total | 0.416 | J | mg/kg | 0.831 | 0.081 | 2 | 07/06/22 16:40 | 07/12/22 17:22 | EPA 3050B | 1,6010D | NB |
| Calcium, Total | 3980 | | mg/kg | 8.31 | 2.91 | 2 | 07/06/22 16:40 | 07/12/22 17:22 | EPA 3050B | 1,6010D | NB |
| Chromium, Total | 13.1 | | mg/kg | 0.831 | 0.080 | 2 | 07/06/22 16:40 | 07/12/22 17:22 | EPA 3050B | 1,6010D | NB |
| Cobalt, Total | 6.97 | | mg/kg | 1.66 | 0.138 | 2 | 07/06/22 16:40 | 07/12/22 17:22 | EPA 3050B | 1,6010D | NB |
| Copper, Total | 20.0 | | mg/kg | 0.831 | 0.214 | 2 | 07/06/22 16:40 | 07/12/22 17:22 | EPA 3050B | 1,6010D | NB |
| Iron, Total | 11700 | | mg/kg | 4.16 | 0.750 | 2 | 07/06/22 16:40 | 07/12/22 17:22 | EPA 3050B | 1,6010D | NB |
| Lead, Total | 66.4 | | mg/kg | 4.16 | 0.223 | 2 | 07/06/22 16:40 | 07/12/22 17:22 | EPA 3050B | 1,6010D | NB |
| Magnesium, Total | 2680 | | mg/kg | 8.31 | 1.28 | 2 | 07/06/22 16:40 | 07/12/22 19:02 | EPA 3050B | 1,6010D | DL |
| Manganese, Total | 238 | | mg/kg | 0.831 | 0.132 | 2 | 07/06/22 16:40 | 07/12/22 17:22 | EPA 3050B | 1,6010D | NB |
| Mercury, Total | ND | | mg/kg | 0.076 | 0.050 | 1 | 07/06/22 17:04 | 07/07/22 08:38 | EPA 7471B | 1,7471B | DMB |
| Nickel, Total | 13.3 | | mg/kg | 2.08 | 0.201 | 2 | 07/06/22 16:40 | 07/12/22 17:22 | EPA 3050B | 1,6010D | NB |
| Potassium, Total | 1730 | | mg/kg | 208 | 12.0 | 2 | 07/06/22 16:40 | 07/12/22 17:22 | EPA 3050B | 1,6010D | NB |
| Selenium, Total | 0.299 | J | mg/kg | 1.66 | 0.214 | 2 | 07/06/22 16:40 | 07/12/22 17:22 | EPA 3050B | 1,6010D | NB |
| Silver, Total | ND | | mg/kg | 0.831 | 0.235 | 2 | 07/06/22 16:40 | 07/12/22 17:22 | EPA 3050B | 1,6010D | NB |
| Sodium, Total | 120 | J | mg/kg | 166 | 2.62 | 2 | 07/06/22 16:40 | 07/12/22 17:22 | EPA 3050B | 1,6010D | NB |
| Thallium, Total | ND | | mg/kg | 1.66 | 0.262 | 2 | 07/06/22 16:40 | 07/12/22 17:22 | EPA 3050B | 1,6010D | NB |
| Vanadium, Total | 16.8 | | mg/kg | 0.831 | 0.169 | 2 | 07/06/22 16:40 | 07/12/22 17:22 | EPA 3050B | 1,6010D | NB |
| Zinc, Total | 37.4 | | mg/kg | 4.16 | 0.244 | 2 | 07/06/22 16:40 | 07/12/22 17:22 | EPA 3050B | 1,6010D | NB |

**Project Name:** PORT CHESTER
**Project Number:** 12166:2B
**Lab Number:** L2232278
**Report Date:** 07/13/22

## SAMPLE RESULTS

Lab ID: L2232278-07
Client ID: SB-9-0.5
Sample Location: NEW YORK
Date Collected: 06/16/22 10:40
Date Received: 06/16/22
Field Prep: Not Specified

Sample Depth:
Matrix: Soil
Percent Solids: 97%

| Parameter | Result | Qualifier | Units | RL | MDL | Dilution Factor | Date Prepared | Date Analyzed | Prep Method | Analytical Method | Analyst |
|---|---|---|---|---|---|---|---|---|---|---|---|
| **Total Metals - Mansfield Lab** | | | | | | | | | | | |
| Aluminum, Total | 7440 | | mg/kg | 7.92 | 2.14 | 2 | 07/06/22 16:40 | 07/12/22 17:26 | EPA 3050B | 1,6010D | NB |
| Antimony, Total | ND | | mg/kg | 3.96 | 0.301 | 2 | 07/06/22 16:40 | 07/12/22 17:26 | EPA 3050B | 1,6010D | NB |
| Arsenic, Total | 2.32 | | mg/kg | 0.792 | 0.165 | 2 | 07/06/22 16:40 | 07/12/22 17:26 | EPA 3050B | 1,6010D | NB |
| Barium, Total | 64.9 | | mg/kg | 0.792 | 0.138 | 2 | 07/06/22 16:40 | 07/12/22 17:26 | EPA 3050B | 1,6010D | NB |
| Beryllium, Total | 0.214 | J | mg/kg | 0.396 | 0.026 | 2 | 07/06/22 16:40 | 07/12/22 17:26 | EPA 3050B | 1,6010D | NB |
| Cadmium, Total | 0.420 | J | mg/kg | 0.792 | 0.078 | 2 | 07/06/22 16:40 | 07/12/22 17:26 | EPA 3050B | 1,6010D | NB |
| Calcium, Total | 11700 | | mg/kg | 7.92 | 2.77 | 2 | 07/06/22 16:40 | 07/12/22 17:26 | EPA 3050B | 1,6010D | NB |
| Chromium, Total | 16.9 | | mg/kg | 0.792 | 0.076 | 2 | 07/06/22 16:40 | 07/12/22 17:26 | EPA 3050B | 1,6010D | NB |
| Cobalt, Total | 8.37 | | mg/kg | 1.58 | 0.132 | 2 | 07/06/22 16:40 | 07/12/22 17:26 | EPA 3050B | 1,6010D | NB |
| Copper, Total | 25.7 | | mg/kg | 0.792 | 0.204 | 2 | 07/06/22 16:40 | 07/12/22 17:26 | EPA 3050B | 1,6010D | NB |
| Iron, Total | 12000 | | mg/kg | 3.96 | 0.715 | 2 | 07/06/22 16:40 | 07/12/22 17:26 | EPA 3050B | 1,6010D | NB |
| Lead, Total | 35.3 | | mg/kg | 3.96 | 0.212 | 2 | 07/06/22 16:40 | 07/12/22 17:26 | EPA 3050B | 1,6010D | NB |
| Magnesium, Total | 3560 | | mg/kg | 7.92 | 1.22 | 2 | 07/06/22 16:40 | 07/12/22 19:06 | EPA 3050B | 1,6010D | DL |
| Manganese, Total | 253 | | mg/kg | 0.792 | 0.126 | 2 | 07/06/22 16:40 | 07/12/22 17:26 | EPA 3050B | 1,6010D | NB |
| Mercury, Total | ND | | mg/kg | 0.074 | 0.049 | 1 | 07/06/22 17:04 | 07/07/22 08:41 | EPA 7471B | 1,7471B | DMB |
| Nickel, Total | 17.1 | | mg/kg | 1.98 | 0.192 | 2 | 07/06/22 16:40 | 07/12/22 17:26 | EPA 3050B | 1,6010D | NB |
| Potassium, Total | 2490 | | mg/kg | 198 | 11.4 | 2 | 07/06/22 16:40 | 07/12/22 17:26 | EPA 3050B | 1,6010D | NB |
| Selenium, Total | ND | | mg/kg | 1.58 | 0.204 | 2 | 07/06/22 16:40 | 07/12/22 17:26 | EPA 3050B | 1,6010D | NB |
| Silver, Total | ND | | mg/kg | 0.792 | 0.224 | 2 | 07/06/22 16:40 | 07/12/22 17:26 | EPA 3050B | 1,6010D | NB |
| Sodium, Total | 315 | | mg/kg | 158 | 2.50 | 2 | 07/06/22 16:40 | 07/12/22 17:26 | EPA 3050B | 1,6010D | NB |
| Thallium, Total | ND | | mg/kg | 1.58 | 0.250 | 2 | 07/06/22 16:40 | 07/12/22 17:26 | EPA 3050B | 1,6010D | NB |
| Vanadium, Total | 19.3 | | mg/kg | 0.792 | 0.161 | 2 | 07/06/22 16:40 | 07/12/22 17:26 | EPA 3050B | 1,6010D | NB |
| Zinc, Total | 29.2 | | mg/kg | 3.96 | 0.232 | 2 | 07/06/22 16:40 | 07/12/22 17:26 | EPA 3050B | 1,6010D | NB |

**Project Name:** PORT CHESTER
**Project Number:** 12166:2B
**Lab Number:** L2232278
**Report Date:** 07/13/22

## SAMPLE RESULTS

Lab ID: L2232278-08
Client ID: SB-10-1.5
Sample Location: NEW YORK
Date Collected: 06/16/22 11:40
Date Received: 06/16/22
Field Prep: Not Specified

Sample Depth:
Matrix: Soil
Percent Solids: 87%

| Parameter | Result | Qualifier | Units | RL | MDL | Dilution Factor | Date Prepared | Date Analyzed | Prep Method | Analytical Method | Analyst |
|---|---|---|---|---|---|---|---|---|---|---|---|
| **Total Metals - Mansfield Lab** | | | | | | | | | | | |
| Aluminum, Total | 9700 | | mg/kg | 8.87 | 2.39 | 2 | 07/06/22 16:40 | 07/12/22 17:31 | EPA 3050B | 1,6010D | NB |
| Antimony, Total | ND | | mg/kg | 4.43 | 0.337 | 2 | 07/06/22 16:40 | 07/12/22 17:31 | EPA 3050B | 1,6010D | NB |
| Arsenic, Total | 11.0 | | mg/kg | 0.887 | 0.184 | 2 | 07/06/22 16:40 | 07/12/22 17:31 | EPA 3050B | 1,6010D | NB |
| Barium, Total | 98.2 | | mg/kg | 0.887 | 0.154 | 2 | 07/06/22 16:40 | 07/12/22 17:31 | EPA 3050B | 1,6010D | NB |
| Beryllium, Total | 0.443 | | mg/kg | 0.443 | 0.029 | 2 | 07/06/22 16:40 | 07/12/22 17:31 | EPA 3050B | 1,6010D | NB |
| Cadmium, Total | 0.727 | J | mg/kg | 0.887 | 0.087 | 2 | 07/06/22 16:40 | 07/12/22 17:31 | EPA 3050B | 1,6010D | NB |
| Calcium, Total | 6220 | | mg/kg | 8.87 | 3.10 | 2 | 07/06/22 16:40 | 07/12/22 17:31 | EPA 3050B | 1,6010D | NB |
| Chromium, Total | 16.7 | | mg/kg | 0.887 | 0.085 | 2 | 07/06/22 16:40 | 07/12/22 17:31 | EPA 3050B | 1,6010D | NB |
| Cobalt, Total | 7.02 | | mg/kg | 1.77 | 0.147 | 2 | 07/06/22 16:40 | 07/12/22 17:31 | EPA 3050B | 1,6010D | NB |
| Copper, Total | 30.3 | | mg/kg | 0.887 | 0.229 | 2 | 07/06/22 16:40 | 07/12/22 17:31 | EPA 3050B | 1,6010D | NB |
| Iron, Total | 16000 | | mg/kg | 4.43 | 0.801 | 2 | 07/06/22 16:40 | 07/12/22 17:31 | EPA 3050B | 1,6010D | NB |
| Lead, Total | 168 | | mg/kg | 4.43 | 0.238 | 2 | 07/06/22 16:40 | 07/12/22 17:31 | EPA 3050B | 1,6010D | NB |
| Magnesium, Total | 3160 | | mg/kg | 8.87 | 1.36 | 2 | 07/06/22 16:40 | 07/12/22 19:11 | EPA 3050B | 1,6010D | DL |
| Manganese, Total | 299 | | mg/kg | 0.887 | 0.141 | 2 | 07/06/22 16:40 | 07/12/22 17:31 | EPA 3050B | 1,6010D | NB |
| Mercury, Total | 0.824 | | mg/kg | 0.077 | 0.051 | 1 | 07/06/22 17:04 | 07/07/22 08:44 | EPA 7471B | 1,7471B | DMB |
| Nickel, Total | 13.5 | | mg/kg | 2.22 | 0.215 | 2 | 07/06/22 16:40 | 07/12/22 17:31 | EPA 3050B | 1,6010D | NB |
| Potassium, Total | 1100 | | mg/kg | 222 | 12.8 | 2 | 07/06/22 16:40 | 07/12/22 17:31 | EPA 3050B | 1,6010D | NB |
| Selenium, Total | 0.426 | J | mg/kg | 1.77 | 0.229 | 2 | 07/06/22 16:40 | 07/12/22 17:31 | EPA 3050B | 1,6010D | NB |
| Silver, Total | ND | | mg/kg | 0.887 | 0.251 | 2 | 07/06/22 16:40 | 07/12/22 17:31 | EPA 3050B | 1,6010D | NB |
| Sodium, Total | 127 | J | mg/kg | 177 | 2.79 | 2 | 07/06/22 16:40 | 07/12/22 17:31 | EPA 3050B | 1,6010D | NB |
| Thallium, Total | ND | | mg/kg | 1.77 | 0.279 | 2 | 07/06/22 16:40 | 07/12/22 17:31 | EPA 3050B | 1,6010D | NB |
| Vanadium, Total | 25.1 | | mg/kg | 0.887 | 0.180 | 2 | 07/06/22 16:40 | 07/12/22 17:31 | EPA 3050B | 1,6010D | NB |
| Zinc, Total | 91.2 | | mg/kg | 4.43 | 0.260 | 2 | 07/06/22 16:40 | 07/12/22 17:31 | EPA 3050B | 1,6010D | NB |

**Project Name:** PORT CHESTER
**Project Number:** 12166:2B
**Lab Number:** L2232278
**Report Date:** 07/13/22

## SAMPLE RESULTS

Lab ID: L2232278-09
Client ID: SB-11-1.5
Sample Location: NEW YORK
Date Collected: 06/16/22 11:55
Date Received: 06/16/22
Field Prep: Not Specified

Sample Depth:
Matrix: Soil
Percent Solids: 81%

| Parameter | Result | Qualifier | Units | RL | MDL | Dilution Factor | Date Prepared | Date Analyzed | Prep Method | Analytical Method | Analyst |
|---|---|---|---|---|---|---|---|---|---|---|---|
| **Total Metals - Mansfield Lab** | | | | | | | | | | | |
| Aluminum, Total | 11500 | | mg/kg | 9.55 | 2.58 | 2 | 07/06/22 16:40 | 07/12/22 17:36 | EPA 3050B | 1,6010D | NB |
| Antimony, Total | ND | | mg/kg | 4.77 | 0.363 | 2 | 07/06/22 16:40 | 07/12/22 17:36 | EPA 3050B | 1,6010D | NB |
| Arsenic, Total | 3.83 | | mg/kg | 0.955 | 0.198 | 2 | 07/06/22 16:40 | 07/12/22 17:36 | EPA 3050B | 1,6010D | NB |
| Barium, Total | 83.0 | | mg/kg | 0.955 | 0.166 | 2 | 07/06/22 16:40 | 07/12/22 17:36 | EPA 3050B | 1,6010D | NB |
| Beryllium, Total | 0.506 | | mg/kg | 0.477 | 0.032 | 2 | 07/06/22 16:40 | 07/12/22 17:36 | EPA 3050B | 1,6010D | NB |
| Cadmium, Total | 0.582 | J | mg/kg | 0.955 | 0.094 | 2 | 07/06/22 16:40 | 07/12/22 17:36 | EPA 3050B | 1,6010D | NB |
| Calcium, Total | 2030 | | mg/kg | 9.55 | 3.34 | 2 | 07/06/22 16:40 | 07/12/22 17:36 | EPA 3050B | 1,6010D | NB |
| Chromium, Total | 16.3 | | mg/kg | 0.955 | 0.092 | 2 | 07/06/22 16:40 | 07/12/22 17:36 | EPA 3050B | 1,6010D | NB |
| Cobalt, Total | 7.30 | | mg/kg | 1.91 | 0.158 | 2 | 07/06/22 16:40 | 07/12/22 17:36 | EPA 3050B | 1,6010D | NB |
| Copper, Total | 18.1 | | mg/kg | 0.955 | 0.246 | 2 | 07/06/22 16:40 | 07/12/22 17:36 | EPA 3050B | 1,6010D | NB |
| Iron, Total | 15600 | | mg/kg | 4.77 | 0.862 | 2 | 07/06/22 16:40 | 07/12/22 17:36 | EPA 3050B | 1,6010D | NB |
| Lead, Total | 62.0 | | mg/kg | 4.77 | 0.256 | 2 | 07/06/22 16:40 | 07/12/22 17:36 | EPA 3050B | 1,6010D | NB |
| Magnesium, Total | 2960 | | mg/kg | 9.55 | 1.47 | 2 | 07/06/22 16:40 | 07/12/22 19:15 | EPA 3050B | 1,6010D | DL |
| Manganese, Total | 448 | | mg/kg | 0.955 | 0.152 | 2 | 07/06/22 16:40 | 07/12/22 17:36 | EPA 3050B | 1,6010D | NB |
| Mercury, Total | 0.194 | | mg/kg | 0.085 | 0.055 | 1 | 07/06/22 17:04 | 07/07/22 08:48 | EPA 7471B | 1,7471B | DMB |
| Nickel, Total | 14.1 | | mg/kg | 2.39 | 0.231 | 2 | 07/06/22 16:40 | 07/12/22 17:36 | EPA 3050B | 1,6010D | NB |
| Potassium, Total | 909 | | mg/kg | 239 | 13.7 | 2 | 07/06/22 16:40 | 07/12/22 17:36 | EPA 3050B | 1,6010D | NB |
| Selenium, Total | 0.439 | J | mg/kg | 1.91 | 0.246 | 2 | 07/06/22 16:40 | 07/12/22 17:36 | EPA 3050B | 1,6010D | NB |
| Silver, Total | ND | | mg/kg | 0.955 | 0.270 | 2 | 07/06/22 16:40 | 07/12/22 17:36 | EPA 3050B | 1,6010D | NB |
| Sodium, Total | 161 | J | mg/kg | 191 | 3.01 | 2 | 07/06/22 16:40 | 07/12/22 17:36 | EPA 3050B | 1,6010D | NB |
| Thallium, Total | ND | | mg/kg | 1.91 | 0.301 | 2 | 07/06/22 16:40 | 07/12/22 17:36 | EPA 3050B | 1,6010D | NB |
| Vanadium, Total | 23.6 | | mg/kg | 0.955 | 0.194 | 2 | 07/06/22 16:40 | 07/12/22 17:36 | EPA 3050B | 1,6010D | NB |
| Zinc, Total | 51.0 | | mg/kg | 4.77 | 0.280 | 2 | 07/06/22 16:40 | 07/12/22 17:36 | EPA 3050B | 1,6010D | NB |

**Project Name:** PORT CHESTER
**Project Number:** 12166:2B
**Lab Number:** L2232278
**Report Date:** 07/13/22

## SAMPLE RESULTS

Lab ID: L2232278-10
Client ID: SB-12-7.5
Sample Location: NEW YORK
Date Collected: 06/16/22 12:45
Date Received: 06/16/22
Field Prep: Not Specified

Sample Depth:
Matrix: Soil
Percent Solids: 81%

| Parameter | Result | Qualifier | Units | RL | MDL | Dilution Factor | Date Prepared | Date Analyzed | Prep Method | Analytical Method | Analyst |
|---|---|---|---|---|---|---|---|---|---|---|---|
| **Total Metals - Mansfield Lab** | | | | | | | | | | | |
| Aluminum, Total | 10500 | | mg/kg | 9.61 | 2.60 | 2 | 07/06/22 16:40 | 07/12/22 17:40 | EPA 3050B | 1,6010D | NB |
| Antimony, Total | ND | | mg/kg | 4.81 | 0.365 | 2 | 07/06/22 16:40 | 07/12/22 17:40 | EPA 3050B | 1,6010D | NB |
| Arsenic, Total | 7.17 | | mg/kg | 0.961 | 0.200 | 2 | 07/06/22 16:40 | 07/12/22 17:40 | EPA 3050B | 1,6010D | NB |
| Barium, Total | 112 | | mg/kg | 0.961 | 0.167 | 2 | 07/06/22 16:40 | 07/12/22 17:40 | EPA 3050B | 1,6010D | NB |
| Beryllium, Total | 0.442 | J | mg/kg | 0.481 | 0.032 | 2 | 07/06/22 16:40 | 07/12/22 17:40 | EPA 3050B | 1,6010D | NB |
| Cadmium, Total | 0.654 | J | mg/kg | 0.961 | 0.094 | 2 | 07/06/22 16:40 | 07/12/22 17:40 | EPA 3050B | 1,6010D | NB |
| Calcium, Total | 6900 | | mg/kg | 9.61 | 3.36 | 2 | 07/06/22 16:40 | 07/12/22 17:40 | EPA 3050B | 1,6010D | NB |
| Chromium, Total | 16.9 | | mg/kg | 0.961 | 0.092 | 2 | 07/06/22 16:40 | 07/12/22 17:40 | EPA 3050B | 1,6010D | NB |
| Cobalt, Total | 6.92 | | mg/kg | 1.92 | 0.160 | 2 | 07/06/22 16:40 | 07/12/22 17:40 | EPA 3050B | 1,6010D | NB |
| Copper, Total | 22.0 | | mg/kg | 0.961 | 0.248 | 2 | 07/06/22 16:40 | 07/12/22 17:40 | EPA 3050B | 1,6010D | NB |
| Iron, Total | 14400 | | mg/kg | 4.81 | 0.868 | 2 | 07/06/22 16:40 | 07/12/22 17:40 | EPA 3050B | 1,6010D | NB |
| Lead, Total | 216 | | mg/kg | 4.81 | 0.258 | 2 | 07/06/22 16:40 | 07/12/22 17:40 | EPA 3050B | 1,6010D | NB |
| Magnesium, Total | 2810 | | mg/kg | 9.61 | 1.48 | 2 | 07/06/22 16:40 | 07/12/22 19:20 | EPA 3050B | 1,6010D | DL |
| Manganese, Total | 335 | | mg/kg | 0.961 | 0.153 | 2 | 07/06/22 16:40 | 07/12/22 17:40 | EPA 3050B | 1,6010D | NB |
| Mercury, Total | 0.397 | | mg/kg | 0.094 | 0.061 | 1 | 07/06/22 17:04 | 07/07/22 08:51 | EPA 7471B | 1,7471B | DMB |
| Nickel, Total | 13.2 | | mg/kg | 2.40 | 0.233 | 2 | 07/06/22 16:40 | 07/12/22 17:40 | EPA 3050B | 1,6010D | NB |
| Potassium, Total | 957 | | mg/kg | 240 | 13.8 | 2 | 07/06/22 16:40 | 07/12/22 17:40 | EPA 3050B | 1,6010D | NB |
| Selenium, Total | 0.952 | J | mg/kg | 1.92 | 0.248 | 2 | 07/06/22 16:40 | 07/12/22 17:40 | EPA 3050B | 1,6010D | NB |
| Silver, Total | ND | | mg/kg | 0.961 | 0.272 | 2 | 07/06/22 16:40 | 07/12/22 17:40 | EPA 3050B | 1,6010D | NB |
| Sodium, Total | 144 | J | mg/kg | 192 | 3.03 | 2 | 07/06/22 16:40 | 07/12/22 17:40 | EPA 3050B | 1,6010D | NB |
| Thallium, Total | ND | | mg/kg | 1.92 | 0.303 | 2 | 07/06/22 16:40 | 07/12/22 17:40 | EPA 3050B | 1,6010D | NB |
| Vanadium, Total | 22.9 | | mg/kg | 0.961 | 0.195 | 2 | 07/06/22 16:40 | 07/12/22 17:40 | EPA 3050B | 1,6010D | NB |
| Zinc, Total | 142 | | mg/kg | 4.81 | 0.282 | 2 | 07/06/22 16:40 | 07/12/22 17:40 | EPA 3050B | 1,6010D | NB |

**Project Name:** PORT CHESTER
**Project Number:** 12166:2B
**Lab Number:** L2232278
**Report Date:** 07/13/22

## SAMPLE RESULTS

Lab ID: L2232278-11
Client ID: SB-13-2.0
Sample Location: NEW YORK
Date Collected: 06/16/22 13:00
Date Received: 06/16/22
Field Prep: Not Specified

Sample Depth:
Matrix: Soil
Percent Solids: 84%

| Parameter | Result | Qualifier | Units | RL | MDL | Dilution Factor | Date Prepared | Date Analyzed | Prep Method | Analytical Method | Analyst |
|---|---|---|---|---|---|---|---|---|---|---|---|
| **Total Metals - Mansfield Lab** | | | | | | | | | | | |
| Aluminum, Total | 11700 | | mg/kg | 9.51 | 2.57 | 2 | 07/06/22 16:40 | 07/12/22 17:45 | EPA 3050B | 1,6010D | NB |
| Antimony, Total | ND | | mg/kg | 4.75 | 0.361 | 2 | 07/06/22 16:40 | 07/12/22 17:45 | EPA 3050B | 1,6010D | NB |
| Arsenic, Total | 4.70 | | mg/kg | 0.951 | 0.198 | 2 | 07/06/22 16:40 | 07/12/22 17:45 | EPA 3050B | 1,6010D | NB |
| Barium, Total | 112 | | mg/kg | 0.951 | 0.165 | 2 | 07/06/22 16:40 | 07/12/22 17:45 | EPA 3050B | 1,6010D | NB |
| Beryllium, Total | 0.513 | | mg/kg | 0.475 | 0.031 | 2 | 07/06/22 16:40 | 07/12/22 17:45 | EPA 3050B | 1,6010D | NB |
| Cadmium, Total | 0.675 | J | mg/kg | 0.951 | 0.093 | 2 | 07/06/22 16:40 | 07/12/22 17:45 | EPA 3050B | 1,6010D | NB |
| Calcium, Total | 1810 | | mg/kg | 9.51 | 3.33 | 2 | 07/06/22 16:40 | 07/12/22 17:45 | EPA 3050B | 1,6010D | NB |
| Chromium, Total | 15.7 | | mg/kg | 0.951 | 0.091 | 2 | 07/06/22 16:40 | 07/12/22 17:45 | EPA 3050B | 1,6010D | NB |
| Cobalt, Total | 7.41 | | mg/kg | 1.90 | 0.158 | 2 | 07/06/22 16:40 | 07/12/22 17:45 | EPA 3050B | 1,6010D | NB |
| Copper, Total | 27.1 | | mg/kg | 0.951 | 0.245 | 2 | 07/06/22 16:40 | 07/12/22 17:45 | EPA 3050B | 1,6010D | NB |
| Iron, Total | 17000 | | mg/kg | 4.75 | 0.859 | 2 | 07/06/22 16:40 | 07/12/22 17:45 | EPA 3050B | 1,6010D | NB |
| Lead, Total | 122 | | mg/kg | 4.75 | 0.255 | 2 | 07/06/22 16:40 | 07/12/22 17:45 | EPA 3050B | 1,6010D | NB |
| Magnesium, Total | 2970 | | mg/kg | 9.51 | 1.46 | 2 | 07/06/22 16:40 | 07/12/22 19:24 | EPA 3050B | 1,6010D | DL |
| Manganese, Total | 359 | | mg/kg | 0.951 | 0.151 | 2 | 07/06/22 16:40 | 07/12/22 17:45 | EPA 3050B | 1,6010D | NB |
| Mercury, Total | 0.451 | | mg/kg | 0.085 | 0.055 | 1 | 07/06/22 17:04 | 07/07/22 08:54 | EPA 7471B | 1,7471B | DMB |
| Nickel, Total | 12.2 | | mg/kg | 2.38 | 0.230 | 2 | 07/06/22 16:40 | 07/12/22 17:45 | EPA 3050B | 1,6010D | NB |
| Potassium, Total | 771 | | mg/kg | 238 | 13.7 | 2 | 07/06/22 16:40 | 07/12/22 17:45 | EPA 3050B | 1,6010D | NB |
| Selenium, Total | 0.323 | J | mg/kg | 1.90 | 0.245 | 2 | 07/06/22 16:40 | 07/12/22 17:45 | EPA 3050B | 1,6010D | NB |
| Silver, Total | ND | | mg/kg | 0.951 | 0.269 | 2 | 07/06/22 16:40 | 07/12/22 17:45 | EPA 3050B | 1,6010D | NB |
| Sodium, Total | 122 | J | mg/kg | 190 | 3.00 | 2 | 07/06/22 16:40 | 07/12/22 17:45 | EPA 3050B | 1,6010D | NB |
| Thallium, Total | ND | | mg/kg | 1.90 | 0.300 | 2 | 07/06/22 16:40 | 07/12/22 17:45 | EPA 3050B | 1,6010D | NB |
| Vanadium, Total | 24.1 | | mg/kg | 0.951 | 0.193 | 2 | 07/06/22 16:40 | 07/12/22 17:45 | EPA 3050B | 1,6010D | NB |
| Zinc, Total | 88.6 | | mg/kg | 4.75 | 0.278 | 2 | 07/06/22 16:40 | 07/12/22 17:45 | EPA 3050B | 1,6010D | NB |

**Project Name:** PORT CHESTER
**Project Number:** 12166:2B
**Lab Number:** L2232278
**Report Date:** 07/13/22

## SAMPLE RESULTS

Lab ID: L2232278-12
Client ID: SB-14-3.0
Sample Location: NEW YORK

Date Collected: 06/16/22 13:10
Date Received: 06/16/22
Field Prep: Not Specified

Sample Depth:
Matrix: Soil
Percent Solids: 85%

| Parameter | Result | Qualifier | Units | RL | MDL | Dilution Factor | Date Prepared | Date Analyzed | Prep Method | Analytical Method | Analyst |
|---|---|---|---|---|---|---|---|---|---|---|---|
| **Total Metals - Mansfield Lab** | | | | | | | | | | | |
| Aluminum, Total | 13700 | | mg/kg | 9.19 | 2.48 | 2 | 07/06/22 16:40 | 07/12/22 17:49 | EPA 3050B | 1,6010D | NB |
| Antimony, Total | ND | | mg/kg | 4.59 | 0.349 | 2 | 07/06/22 16:40 | 07/12/22 17:49 | EPA 3050B | 1,6010D | NB |
| Arsenic, Total | 4.66 | | mg/kg | 0.919 | 0.191 | 2 | 07/06/22 16:40 | 07/12/22 17:49 | EPA 3050B | 1,6010D | NB |
| Barium, Total | 78.8 | | mg/kg | 0.919 | 0.160 | 2 | 07/06/22 16:40 | 07/12/22 17:49 | EPA 3050B | 1,6010D | NB |
| Beryllium, Total | 0.524 | | mg/kg | 0.459 | 0.030 | 2 | 07/06/22 16:40 | 07/12/22 17:49 | EPA 3050B | 1,6010D | NB |
| Cadmium, Total | 0.588 | J | mg/kg | 0.919 | 0.090 | 2 | 07/06/22 16:40 | 07/12/22 17:49 | EPA 3050B | 1,6010D | NB |
| Calcium, Total | 1440 | | mg/kg | 9.19 | 3.22 | 2 | 07/06/22 16:40 | 07/12/22 17:49 | EPA 3050B | 1,6010D | NB |
| Chromium, Total | 17.9 | | mg/kg | 0.919 | 0.088 | 2 | 07/06/22 16:40 | 07/12/22 17:49 | EPA 3050B | 1,6010D | NB |
| Cobalt, Total | 8.01 | | mg/kg | 1.84 | 0.152 | 2 | 07/06/22 16:40 | 07/12/22 17:49 | EPA 3050B | 1,6010D | NB |
| Copper, Total | 12.7 | | mg/kg | 0.919 | 0.237 | 2 | 07/06/22 16:40 | 07/12/22 17:49 | EPA 3050B | 1,6010D | NB |
| Iron, Total | 18300 | | mg/kg | 4.59 | 0.830 | 2 | 07/06/22 16:40 | 07/12/22 17:49 | EPA 3050B | 1,6010D | NB |
| Lead, Total | 34.5 | | mg/kg | 4.59 | 0.246 | 2 | 07/06/22 16:40 | 07/12/22 17:49 | EPA 3050B | 1,6010D | NB |
| Magnesium, Total | 2920 | | mg/kg | 9.19 | 1.41 | 2 | 07/06/22 16:40 | 07/12/22 19:29 | EPA 3050B | 1,6010D | DL |
| Manganese, Total | 355 | | mg/kg | 0.919 | 0.146 | 2 | 07/06/22 16:40 | 07/12/22 17:49 | EPA 3050B | 1,6010D | NB |
| Mercury, Total | 0.144 | | mg/kg | 0.093 | 0.061 | 1 | 07/06/22 17:04 | 07/07/22 08:58 | EPA 7471B | 1,7471B | DMB |
| Nickel, Total | 12.2 | | mg/kg | 2.30 | 0.222 | 2 | 07/06/22 16:40 | 07/12/22 17:49 | EPA 3050B | 1,6010D | NB |
| Potassium, Total | 734 | | mg/kg | 230 | 13.2 | 2 | 07/06/22 16:40 | 07/12/22 17:49 | EPA 3050B | 1,6010D | NB |
| Selenium, Total | 0.570 | J | mg/kg | 1.84 | 0.237 | 2 | 07/06/22 16:40 | 07/12/22 17:49 | EPA 3050B | 1,6010D | NB |
| Silver, Total | ND | | mg/kg | 0.919 | 0.260 | 2 | 07/06/22 16:40 | 07/12/22 17:49 | EPA 3050B | 1,6010D | NB |
| Sodium, Total | 145 | J | mg/kg | 184 | 2.89 | 2 | 07/06/22 16:40 | 07/12/22 17:49 | EPA 3050B | 1,6010D | NB |
| Thallium, Total | ND | | mg/kg | 1.84 | 0.289 | 2 | 07/06/22 16:40 | 07/12/22 17:49 | EPA 3050B | 1,6010D | NB |
| Vanadium, Total | 29.1 | | mg/kg | 0.919 | 0.186 | 2 | 07/06/22 16:40 | 07/12/22 17:49 | EPA 3050B | 1,6010D | NB |
| Zinc, Total | 43.5 | | mg/kg | 4.59 | 0.269 | 2 | 07/06/22 16:40 | 07/12/22 17:49 | EPA 3050B | 1,6010D | NB |

**Project Name:** PORT CHESTER
**Project Number:** 12166:2B
**Lab Number:** L2232278
**Report Date:** 07/13/22

## SAMPLE RESULTS

Lab ID: L2232278-13
Client ID: SB-15-0.5
Sample Location: NEW YORK
Date Collected: 06/16/22 13:15
Date Received: 06/16/22
Field Prep: Not Specified

Sample Depth:
Matrix: Soil
Percent Solids: 95%

| Parameter | Result | Qualifier | Units | RL | MDL | Dilution Factor | Date Prepared | Date Analyzed | Prep Method | Analytical Method | Analyst |
|---|---|---|---|---|---|---|---|---|---|---|---|
| **Total Metals - Mansfield Lab** | | | | | | | | | | | |
| Aluminum, Total | 8290 | | mg/kg | 8.08 | 2.18 | 2 | 07/06/22 16:40 | 07/12/22 17:54 | EPA 3050B | 1,6010D | NB |
| Antimony, Total | ND | | mg/kg | 4.04 | 0.307 | 2 | 07/06/22 16:40 | 07/12/22 17:54 | EPA 3050B | 1,6010D | NB |
| Arsenic, Total | 3.05 | | mg/kg | 0.808 | 0.168 | 2 | 07/06/22 16:40 | 07/12/22 17:54 | EPA 3050B | 1,6010D | NB |
| Barium, Total | 61.1 | | mg/kg | 0.808 | 0.141 | 2 | 07/06/22 16:40 | 07/12/22 17:54 | EPA 3050B | 1,6010D | NB |
| Beryllium, Total | 0.291 | J | mg/kg | 0.404 | 0.027 | 2 | 07/06/22 16:40 | 07/12/22 17:54 | EPA 3050B | 1,6010D | NB |
| Cadmium, Total | 0.469 | J | mg/kg | 0.808 | 0.079 | 2 | 07/06/22 16:40 | 07/12/22 17:54 | EPA 3050B | 1,6010D | NB |
| Calcium, Total | 10100 | | mg/kg | 8.08 | 2.83 | 2 | 07/06/22 16:40 | 07/12/22 17:54 | EPA 3050B | 1,6010D | NB |
| Chromium, Total | 15.9 | | mg/kg | 0.808 | 0.078 | 2 | 07/06/22 16:40 | 07/12/22 17:54 | EPA 3050B | 1,6010D | NB |
| Cobalt, Total | 8.60 | | mg/kg | 1.62 | 0.134 | 2 | 07/06/22 16:40 | 07/12/22 17:54 | EPA 3050B | 1,6010D | NB |
| Copper, Total | 20.6 | | mg/kg | 0.808 | 0.208 | 2 | 07/06/22 16:40 | 07/12/22 17:54 | EPA 3050B | 1,6010D | NB |
| Iron, Total | 14000 | | mg/kg | 4.04 | 0.730 | 2 | 07/06/22 16:40 | 07/12/22 17:54 | EPA 3050B | 1,6010D | NB |
| Lead, Total | 22.0 | | mg/kg | 4.04 | 0.217 | 2 | 07/06/22 16:40 | 07/12/22 17:54 | EPA 3050B | 1,6010D | NB |
| Magnesium, Total | 6080 | | mg/kg | 8.08 | 1.24 | 2 | 07/06/22 16:40 | 07/12/22 19:33 | EPA 3050B | 1,6010D | DL |
| Manganese, Total | 357 | | mg/kg | 0.808 | 0.128 | 2 | 07/06/22 16:40 | 07/12/22 17:54 | EPA 3050B | 1,6010D | NB |
| Mercury, Total | ND | | mg/kg | 0.074 | 0.048 | 1 | 07/06/22 17:04 | 07/07/22 09:18 | EPA 7471B | 1,7471B | DMB |
| Nickel, Total | 15.7 | | mg/kg | 2.02 | 0.196 | 2 | 07/06/22 16:40 | 07/12/22 17:54 | EPA 3050B | 1,6010D | NB |
| Potassium, Total | 2570 | | mg/kg | 202 | 11.6 | 2 | 07/06/22 16:40 | 07/12/22 17:54 | EPA 3050B | 1,6010D | NB |
| Selenium, Total | ND | | mg/kg | 1.62 | 0.208 | 2 | 07/06/22 16:40 | 07/12/22 17:54 | EPA 3050B | 1,6010D | NB |
| Silver, Total | ND | | mg/kg | 0.808 | 0.229 | 2 | 07/06/22 16:40 | 07/12/22 17:54 | EPA 3050B | 1,6010D | NB |
| Sodium, Total | 332 | | mg/kg | 162 | 2.55 | 2 | 07/06/22 16:40 | 07/12/22 17:54 | EPA 3050B | 1,6010D | NB |
| Thallium, Total | ND | | mg/kg | 1.62 | 0.255 | 2 | 07/06/22 16:40 | 07/12/22 17:54 | EPA 3050B | 1,6010D | NB |
| Vanadium, Total | 22.0 | | mg/kg | 0.808 | 0.164 | 2 | 07/06/22 16:40 | 07/12/22 17:54 | EPA 3050B | 1,6010D | NB |
| Zinc, Total | 27.1 | | mg/kg | 4.04 | 0.237 | 2 | 07/06/22 16:40 | 07/12/22 17:54 | EPA 3050B | 1,6010D | NB |

**Project Name:** PORT CHESTER
**Project Number:** 12166:2B
**Lab Number:** L2232278
**Report Date:** 07/13/22

## SAMPLE RESULTS

Lab ID: L2232278-14
Client ID: TW-2
Sample Location: NEW YORK
Sample Depth:
Matrix: Water

Date Collected: 06/16/22 10:10
Date Received: 06/16/22
Field Prep: Not Specified

| Parameter | Result | Qualifier | Units | RL | MDL | Dilution Factor | Date Prepared | Date Analyzed | Prep Method | Analytical Method | Analyst |
|---|---|---|---|---|---|---|---|---|---|---|---|
| **Total Metals - Mansfield Lab** | | | | | | | | | | | |
| Aluminum, Total | 175. | | mg/l | 0.100 | 0.0327 | 10 | 06/29/22 11:47 | 06/30/22 15:44 | EPA 3005A | 1,6020B | SV |
| Antimony, Total | 0.00433 | J | mg/l | 0.04000 | 0.00429 | 10 | 06/29/22 11:47 | 06/30/22 15:44 | EPA 3005A | 1,6020B | SV |
| Arsenic, Total | 0.04130 | | mg/l | 0.00500 | 0.00165 | 10 | 06/29/22 11:47 | 06/30/22 15:44 | EPA 3005A | 1,6020B | SV |
| Barium, Total | 7.813 | | mg/l | 0.00500 | 0.00173 | 10 | 06/29/22 11:47 | 06/30/22 15:44 | EPA 3005A | 1,6020B | SV |
| Beryllium, Total | 0.02238 | | mg/l | 0.00500 | 0.00107 | 10 | 06/29/22 11:47 | 06/30/22 15:44 | EPA 3005A | 1,6020B | SV |
| Cadmium, Total | 0.00461 | | mg/l | 0.00200 | 0.00059 | 10 | 06/29/22 11:47 | 06/30/22 15:44 | EPA 3005A | 1,6020B | SV |
| Calcium, Total | 205. | | mg/l | 1.00 | 0.394 | 10 | 06/29/22 11:47 | 06/30/22 15:44 | EPA 3005A | 1,6020B | SV |
| Chromium, Total | 0.8649 | | mg/l | 0.01000 | 0.00178 | 10 | 06/29/22 11:47 | 06/30/22 15:44 | EPA 3005A | 1,6020B | SV |
| Cobalt, Total | 0.5078 | | mg/l | 0.00500 | 0.00163 | 10 | 06/29/22 11:47 | 06/30/22 15:44 | EPA 3005A | 1,6020B | SV |
| Copper, Total | 1.389 | | mg/l | 0.01000 | 0.00384 | 10 | 06/29/22 11:47 | 06/30/22 15:44 | EPA 3005A | 1,6020B | SV |
| Iron, Total | 278. | | mg/l | 0.500 | 0.191 | 10 | 06/29/22 11:47 | 06/30/22 15:44 | EPA 3005A | 1,6020B | SV |
| Lead, Total | 1.339 | | mg/l | 0.01000 | 0.00343 | 10 | 06/29/22 11:47 | 06/30/22 15:44 | EPA 3005A | 1,6020B | SV |
| Magnesium, Total | 86.3 | | mg/l | 0.700 | 0.242 | 10 | 06/29/22 11:47 | 06/30/22 15:44 | EPA 3005A | 1,6020B | SV |
| Manganese, Total | 23.39 | | mg/l | 0.01000 | 0.00440 | 10 | 06/29/22 11:47 | 06/30/22 15:44 | EPA 3005A | 1,6020B | SV |
| Mercury, Total | 0.00433 | | mg/l | 0.00020 | 0.00009 | 1 | 06/29/22 12:53 | 06/30/22 21:26 | EPA 7470A | 1,7470A | DMB |
| Nickel, Total | 0.7250 | | mg/l | 0.02000 | 0.00556 | 10 | 06/29/22 11:47 | 06/30/22 15:44 | EPA 3005A | 1,6020B | SV |
| Potassium, Total | 49.1 | | mg/l | 1.00 | 0.309 | 10 | 06/29/22 11:47 | 06/30/22 15:44 | EPA 3005A | 1,6020B | SV |
| Selenium, Total | 0.0660 | | mg/l | 0.0500 | 0.0173 | 10 | 06/29/22 11:47 | 06/30/22 15:44 | EPA 3005A | 1,6020B | SV |
| Silver, Total | 0.00396 | J | mg/l | 0.00400 | 0.00163 | 10 | 06/29/22 11:47 | 06/30/22 15:44 | EPA 3005A | 1,6020B | SV |
| Sodium, Total | 306. | | mg/l | 1.00 | 0.293 | 10 | 06/29/22 11:47 | 06/30/22 15:44 | EPA 3005A | 1,6020B | SV |
| Thallium, Total | 0.00476 | J | mg/l | 0.02000 | 0.00143 | 10 | 06/29/22 11:47 | 06/30/22 15:44 | EPA 3005A | 1,6020B | SV |
| Vanadium, Total | 0.2889 | | mg/l | 0.05000 | 0.01570 | 10 | 06/29/22 11:47 | 06/30/22 15:44 | EPA 3005A | 1,6020B | SV |
| Zinc, Total | 1.747 | | mg/l | 0.1000 | 0.03410 | 10 | 06/29/22 11:47 | 06/30/22 15:44 | EPA 3005A | 1,6020B | SV |

**Project Name:** PORT CHESTER
**Project Number:** 12166:2B
**Lab Number:** L2232278
**Report Date:** 07/13/22

## SAMPLE RESULTS

Lab ID: L2232278-15
Client ID: TW-3
Sample Location: NEW YORK
Sample Depth:
Matrix: Water

Date Collected: 06/16/22 10:35
Date Received: 06/16/22
Field Prep: Not Specified

| Parameter | Result | Qualifier | Units | RL | MDL | Dilution Factor | Date Prepared | Date Analyzed | Prep Method | Analytical Method | Analyst |
|---|---|---|---|---|---|---|---|---|---|---|---|
| **Total Metals - Mansfield Lab** | | | | | | | | | | | |
| Aluminum, Total | 294. | | mg/l | 0.0100 | 0.00327 | 1 | 06/29/22 11:47 | 07/11/22 16:58 | EPA 3005A | 1,6020B | SV |
| Antimony, Total | ND | | mg/l | 0.00400 | 0.00042 | 1 | 06/29/22 11:47 | 07/11/22 16:58 | EPA 3005A | 1,6020B | SV |
| Arsenic, Total | 0.03922 | | mg/l | 0.00050 | 0.00016 | 1 | 06/29/22 11:47 | 07/11/22 16:58 | EPA 3005A | 1,6020B | SV |
| Barium, Total | 8.473 | | mg/l | 0.00050 | 0.00017 | 1 | 06/29/22 11:47 | 07/11/22 16:58 | EPA 3005A | 1,6020B | SV |
| Beryllium, Total | 0.02098 | | mg/l | 0.00050 | 0.00010 | 1 | 06/29/22 11:47 | 07/11/22 16:58 | EPA 3005A | 1,6020B | SV |
| Cadmium, Total | 0.00776 | | mg/l | 0.00020 | 0.00005 | 1 | 06/29/22 11:47 | 07/11/22 16:58 | EPA 3005A | 1,6020B | SV |
| Calcium, Total | 189. | | mg/l | 0.100 | 0.0394 | 1 | 06/29/22 11:47 | 07/11/22 16:58 | EPA 3005A | 1,6020B | SV |
| Chromium, Total | 0.9788 | | mg/l | 0.00100 | 0.00017 | 1 | 06/29/22 11:47 | 07/11/22 16:58 | EPA 3005A | 1,6020B | SV |
| Cobalt, Total | 0.5870 | | mg/l | 0.00050 | 0.00016 | 1 | 06/29/22 11:47 | 07/11/22 16:58 | EPA 3005A | 1,6020B | SV |
| Copper, Total | 1.263 | | mg/l | 0.00100 | 0.00038 | 1 | 06/29/22 11:47 | 07/11/22 16:58 | EPA 3005A | 1,6020B | SV |
| Iron, Total | 316. | | mg/l | 0.0500 | 0.0191 | 1 | 06/29/22 11:47 | 07/11/22 16:58 | EPA 3005A | 1,6020B | SV |
| Lead, Total | 0.7986 | | mg/l | 0.00100 | 0.00034 | 1 | 06/29/22 11:47 | 07/11/22 16:58 | EPA 3005A | 1,6020B | SV |
| Magnesium, Total | 93.7 | | mg/l | 0.0700 | 0.0242 | 1 | 06/29/22 11:47 | 07/11/22 16:58 | EPA 3005A | 1,6020B | SV |
| Manganese, Total | 150.3 | | mg/l | 0.02000 | 0.00880 | 20 | 06/29/22 11:47 | 07/11/22 17:44 | EPA 3005A | 1,6020B | SV |
| Mercury, Total | 0.00144 | | mg/l | 0.00020 | 0.00009 | 1 | 06/29/22 12:53 | 06/30/22 21:29 | EPA 7470A | 1,7470A | DMB |
| Nickel, Total | 1.060 | | mg/l | 0.00200 | 0.00055 | 1 | 06/29/22 11:47 | 07/11/22 16:58 | EPA 3005A | 1,6020B | SV |
| Potassium, Total | 57.8 | | mg/l | 0.100 | 0.0309 | 1 | 06/29/22 11:47 | 07/11/22 16:58 | EPA 3005A | 1,6020B | SV |
| Selenium, Total | 0.0859 | | mg/l | 0.00500 | 0.00173 | 1 | 06/29/22 11:47 | 07/11/22 16:58 | EPA 3005A | 1,6020B | SV |
| Silver, Total | 0.00159 | | mg/l | 0.00040 | 0.00016 | 1 | 06/29/22 11:47 | 07/11/22 16:58 | EPA 3005A | 1,6020B | SV |
| Sodium, Total | 264. | | mg/l | 0.100 | 0.0293 | 1 | 06/29/22 11:47 | 07/11/22 16:58 | EPA 3005A | 1,6020B | SV |
| Thallium, Total | 0.00202 | | mg/l | 0.00200 | 0.00014 | 1 | 06/29/22 11:47 | 07/11/22 16:58 | EPA 3005A | 1,6020B | SV |
| Vanadium, Total | 0.1687 | | mg/l | 0.00500 | 0.00157 | 1 | 06/29/22 11:47 | 07/11/22 16:58 | EPA 3005A | 1,6020B | SV |
| Zinc, Total | 0.8728 | | mg/l | 0.01000 | 0.00341 | 1 | 06/29/22 11:47 | 07/11/22 16:58 | EPA 3005A | 1,6020B | SV |

**Project Name:** PORT CHESTER **Lab Number:** L2232278

**Project Number:** 12166:2B **Report Date:** 07/13/22

# Method Blank Analysis
# Batch Quality Control

| Parameter | Result | Qualifier | Units | RL | MDL | Dilution Factor | Date Prepared | Date Analyzed | Analytical Method | Analyst |
|---|---|---|---|---|---|---|---|---|---|---|
| Total Metals - Mansfield Lab for sample(s): 14-15 Batch: WG1656875-1 | | | | | | | | | | |
| Aluminum, Total | ND | | mg/l | 0.0100 | 0.00327 | 1 | 06/29/22 11:51 | 06/30/22 14:53 | 1,6020B | SV |
| Antimony, Total | ND | | mg/l | 0.00400 | 0.00042 | 1 | 06/29/22 11:51 | 06/30/22 14:53 | 1,6020B | SV |
| Arsenic, Total | ND | | mg/l | 0.00050 | 0.00016 | 1 | 06/29/22 11:51 | 06/30/22 14:53 | 1,6020B | SV |
| Barium, Total | ND | | mg/l | 0.00050 | 0.00017 | 1 | 06/29/22 11:51 | 06/30/22 14:53 | 1,6020B | SV |
| Beryllium, Total | ND | | mg/l | 0.00050 | 0.00010 | 1 | 06/29/22 11:51 | 06/30/22 14:53 | 1,6020B | SV |
| Cadmium, Total | ND | | mg/l | 0.00020 | 0.00005 | 1 | 06/29/22 11:51 | 06/30/22 14:53 | 1,6020B | SV |
| Calcium, Total | ND | | mg/l | 0.100 | 0.0394 | 1 | 06/29/22 11:51 | 06/30/22 14:53 | 1,6020B | SV |
| Chromium, Total | ND | | mg/l | 0.00100 | 0.00017 | 1 | 06/29/22 11:51 | 06/30/22 14:53 | 1,6020B | SV |
| Cobalt, Total | ND | | mg/l | 0.00050 | 0.00016 | 1 | 06/29/22 11:51 | 06/30/22 14:53 | 1,6020B | SV |
| Copper, Total | ND | | mg/l | 0.00100 | 0.00038 | 1 | 06/29/22 11:51 | 06/30/22 14:53 | 1,6020B | SV |
| Iron, Total | ND | | mg/l | 0.0500 | 0.0191 | 1 | 06/29/22 11:51 | 06/30/22 14:53 | 1,6020B | SV |
| Lead, Total | ND | | mg/l | 0.00100 | 0.00034 | 1 | 06/29/22 11:51 | 06/30/22 14:53 | 1,6020B | SV |
| Magnesium, Total | ND | | mg/l | 0.0700 | 0.0242 | 1 | 06/29/22 11:51 | 06/30/22 14:53 | 1,6020B | SV |
| Manganese, Total | ND | | mg/l | 0.00100 | 0.00044 | 1 | 06/29/22 11:51 | 06/30/22 14:53 | 1,6020B | SV |
| Nickel, Total | ND | | mg/l | 0.00200 | 0.00055 | 1 | 06/29/22 11:51 | 06/30/22 14:53 | 1,6020B | SV |
| Potassium, Total | ND | | mg/l | 0.100 | 0.0309 | 1 | 06/29/22 11:51 | 06/30/22 14:53 | 1,6020B | SV |
| Selenium, Total | ND | | mg/l | 0.00500 | 0.00173 | 1 | 06/29/22 11:51 | 06/30/22 14:53 | 1,6020B | SV |
| Silver, Total | ND | | mg/l | 0.00040 | 0.00016 | 1 | 06/29/22 11:51 | 06/30/22 14:53 | 1,6020B | SV |
| Sodium, Total | ND | | mg/l | 0.100 | 0.0293 | 1 | 06/29/22 11:51 | 06/30/22 14:53 | 1,6020B | SV |
| Thallium, Total | 0.00023 | J | mg/l | 0.00200 | 0.00014 | 1 | 06/29/22 11:51 | 06/30/22 14:53 | 1,6020B | SV |
| Vanadium, Total | ND | | mg/l | 0.00500 | 0.00157 | 1 | 06/29/22 11:51 | 06/30/22 14:53 | 1,6020B | SV |
| Zinc, Total | ND | | mg/l | 0.01000 | 0.00341 | 1 | 06/29/22 11:51 | 06/30/22 14:53 | 1,6020B | SV |

**Prep Information**

Digestion Method: EPA 3005A

| Parameter | Result | Qualifier | Units | RL | MDL | Dilution Factor | Date Prepared | Date Analyzed | Analytical Method | Analyst |
|---|---|---|---|---|---|---|---|---|---|---|
| Total Metals - Mansfield Lab for sample(s): 14-15 Batch: WG1656879-1 | | | | | | | | | | |
| Mercury, Total | ND | | mg/l | 0.00020 | 0.00009 | 1 | 06/29/22 12:53 | 06/30/22 21:06 | 1,7470A | DMB |

**Project Name:** PORT CHESTER **Lab Number:** L2232278

**Project Number:** 12166:2B **Report Date:** 07/13/22

# Method Blank Analysis
# Batch Quality Control

**Prep Information**

Digestion Method: EPA 7470A

| Parameter | Result | Qualifier | Units | RL | MDL | Dilution Factor | Date Prepared | Date Analyzed | Analytical Method | Analyst |
|---|---|---|---|---|---|---|---|---|---|---|
| Total Metals - Mansfield Lab for sample(s): 01-13 Batch: WG1659367-1 | | | | | | | | | | |
| Aluminum, Total | ND | | mg/kg | 4.00 | 1.08 | 1 | 07/06/22 15:36 | 07/12/22 16:08 | 1,6010D | NB |
| Antimony, Total | ND | | mg/kg | 2.00 | 0.152 | 1 | 07/06/22 15:36 | 07/12/22 16:08 | 1,6010D | NB |
| Arsenic, Total | ND | | mg/kg | 0.400 | 0.083 | 1 | 07/06/22 15:36 | 07/12/22 16:08 | 1,6010D | NB |
| Barium, Total | ND | | mg/kg | 0.400 | 0.070 | 1 | 07/06/22 15:36 | 07/12/22 16:08 | 1,6010D | NB |
| Beryllium, Total | ND | | mg/kg | 0.200 | 0.013 | 1 | 07/06/22 15:36 | 07/12/22 16:08 | 1,6010D | NB |
| Cadmium, Total | ND | | mg/kg | 0.400 | 0.039 | 1 | 07/06/22 15:36 | 07/12/22 16:08 | 1,6010D | NB |
| Calcium, Total | ND | | mg/kg | 4.00 | 1.40 | 1 | 07/06/22 15:36 | 07/12/22 16:08 | 1,6010D | NB |
| Chromium, Total | ND | | mg/kg | 0.400 | 0.038 | 1 | 07/06/22 15:36 | 07/12/22 16:08 | 1,6010D | NB |
| Cobalt, Total | ND | | mg/kg | 0.800 | 0.066 | 1 | 07/06/22 15:36 | 07/12/22 16:08 | 1,6010D | NB |
| Copper, Total | ND | | mg/kg | 0.400 | 0.103 | 1 | 07/06/22 15:36 | 07/12/22 16:08 | 1,6010D | NB |
| Iron, Total | ND | | mg/kg | 2.00 | 0.361 | 1 | 07/06/22 15:36 | 07/12/22 16:08 | 1,6010D | NB |
| Lead, Total | ND | | mg/kg | 2.00 | 0.107 | 1 | 07/06/22 15:36 | 07/12/22 16:08 | 1,6010D | NB |
| Magnesium, Total | ND | | mg/kg | 4.00 | 0.616 | 1 | 07/06/22 15:36 | 07/12/22 16:08 | 1,6010D | NB |
| Manganese, Total | ND | | mg/kg | 0.400 | 0.064 | 1 | 07/06/22 15:36 | 07/12/22 16:08 | 1,6010D | NB |
| Nickel, Total | ND | | mg/kg | 1.00 | 0.097 | 1 | 07/06/22 15:36 | 07/12/22 16:08 | 1,6010D | NB |
| Potassium, Total | ND | | mg/kg | 100 | 5.76 | 1 | 07/06/22 15:36 | 07/12/22 16:08 | 1,6010D | NB |
| Selenium, Total | ND | | mg/kg | 0.800 | 0.103 | 1 | 07/06/22 15:36 | 07/12/22 16:08 | 1,6010D | NB |
| Silver, Total | ND | | mg/kg | 0.400 | 0.113 | 1 | 07/06/22 15:36 | 07/12/22 16:08 | 1,6010D | NB |
| Sodium, Total | ND | | mg/kg | 80.0 | 1.26 | 1 | 07/06/22 15:36 | 07/12/22 16:08 | 1,6010D | NB |
| Thallium, Total | ND | | mg/kg | 0.800 | 0.126 | 1 | 07/06/22 15:36 | 07/12/22 16:08 | 1,6010D | NB |
| Vanadium, Total | ND | | mg/kg | 0.400 | 0.081 | 1 | 07/06/22 15:36 | 07/12/22 16:08 | 1,6010D | NB |
| Zinc, Total | ND | | mg/kg | 2.00 | 0.117 | 1 | 07/06/22 15:36 | 07/12/22 16:08 | 1,6010D | NB |

**Prep Information**

Digestion Method: EPA 3050B

**Project Name:** PORT CHESTER **Lab Number:** L2232278

**Project Number:** 12166:2B **Report Date:** 07/13/22

# Method Blank Analysis
# Batch Quality Control

| Parameter | Result | Qualifier | Units | RL | MDL | Dilution Factor | Date Prepared | Date Analyzed | Analytical Method | Analyst |
|---|---|---|---|---|---|---|---|---|---|---|
| Total Metals - Mansfield Lab for sample(s): 01-13 Batch: WG1659369-1 | | | | | | | | | | |
| Mercury, Total | ND | | mg/kg | 0.083 | 0.054 | 1 | 07/06/22 17:04 | 07/07/22 07:48 | 1,7471B | DMB |

**Prep Information**

Digestion Method: EPA 7471B

# Lab Control Sample Analysis
## Batch Quality Control

**Project Name:** PORT CHESTER
**Project Number:** 12166:2B

**Lab Number:** L2232278
**Report Date:** 07/13/22

| Parameter | LCS %Recovery | Qual | LCSD %Recovery | Qual | %Recovery Limits | RPD | Qual | RPD Limits |
|---|---|---|---|---|---|---|---|---|
| Total Metals - Mansfield Lab Associated sample(s): 14-15 Batch: WG1656875-2 | | | | | | | | |
| Aluminum, Total | 87 | | - | | 80-120 | - | | |
| Antimony, Total | 86 | | - | | 80-120 | - | | |
| Arsenic, Total | 104 | | - | | 80-120 | - | | |
| Barium, Total | 99 | | - | | 80-120 | - | | |
| Beryllium, Total | 105 | | - | | 80-120 | - | | |
| Cadmium, Total | 102 | | - | | 80-120 | - | | |
| Calcium, Total | 102 | | - | | 80-120 | - | | |
| Chromium, Total | 97 | | - | | 80-120 | - | | |
| Cobalt, Total | 98 | | - | | 80-120 | - | | |
| Copper, Total | 91 | | - | | 80-120 | - | | |
| Iron, Total | 100 | | - | | 80-120 | - | | |
| Lead, Total | 100 | | - | | 80-120 | - | | |
| Magnesium, Total | 106 | | - | | 80-120 | - | | |
| Manganese, Total | 104 | | - | | 80-120 | - | | |
| Nickel, Total | 94 | | - | | 80-120 | - | | |
| Potassium, Total | 101 | | - | | 80-120 | - | | |
| Selenium, Total | 102 | | - | | 80-120 | - | | |
| Silver, Total | 105 | | - | | 80-120 | - | | |
| Sodium, Total | 106 | | - | | 80-120 | - | | |
| Thallium, Total | 102 | | - | | 80-120 | - | | |
| Vanadium, Total | 100 | | - | | 80-120 | - | | |

# Lab Control Sample Analysis
## Batch Quality Control

**Project Name:** PORT CHESTER
**Project Number:** 12166:2B

**Lab Number:** L2232278
**Report Date:** 07/13/22

| Parameter | LCS %Recovery | LCSD %Recovery | %Recovery Limits | RPD | RPD Limits |
|---|---|---|---|---|---|
| Total Metals - Mansfield Lab Associated sample(s): 14-15 Batch: WG1656875-2 | | | | | |
| Zinc, Total | 97 | - | 80-120 | - | |
| Total Metals - Mansfield Lab Associated sample(s): 14-15 Batch: WG1656879-2 | | | | | |
| Mercury, Total | 103 | - | 80-120 | - | |

# Lab Control Sample Analysis
## Batch Quality Control

**Project Name:** PORT CHESTER
**Project Number:** 12166:2B

**Lab Number:** L2232278
**Report Date:** 07/13/22

| Parameter | LCS %Recovery | LCSD %Recovery | %Recovery Limits | RPD | RPD Limits |
|---|---|---|---|---|---|
| Total Metals - Mansfield Lab Associated sample(s): 01-13 Batch: WG1659367-2 SRM Lot Number: D113-540 | | | | | |
| Aluminum, Total | 76 | - | 51-149 | - | |
| Antimony, Total | 143 | - | 20-250 | - | |
| Arsenic, Total | 100 | - | 70-130 | - | |
| Barium, Total | 92 | - | 75-125 | - | |
| Beryllium, Total | 98 | - | 75-125 | - | |
| Cadmium, Total | 94 | - | 75-125 | - | |
| Calcium, Total | 95 | - | 73-128 | - | |
| Chromium, Total | 93 | - | 70-130 | - | |
| Cobalt, Total | 96 | - | 75-125 | - | |
| Copper, Total | 100 | - | 75-125 | - | |
| Iron, Total | 99 | - | 36-164 | - | |
| Lead, Total | 94 | - | 72-128 | - | |
| Magnesium, Total | 91 | - | 63-138 | - | |
| Manganese, Total | 97 | - | 77-123 | - | |
| Nickel, Total | 96 | - | 70-130 | - | |
| Potassium, Total | 90 | - | 59-141 | - | |
| Selenium, Total | 102 | - | 66-134 | - | |
| Silver, Total | 97 | - | 70-131 | - | |
| Sodium, Total | 92 | - | 35-164 | - | |
| Thallium, Total | 95 | - | 70-130 | - | |
| Vanadium, Total | 94 | - | 74-126 | - | |

# Lab Control Sample Analysis
## Batch Quality Control

**Project Name:** PORT CHESTER
**Project Number:** 12166:2B

**Lab Number:** L2232278
**Report Date:** 07/13/22

| Parameter | LCS %Recovery | LCSD %Recovery | %Recovery Limits | RPD | RPD Limits |
|---|---|---|---|---|---|
| Total Metals - Mansfield Lab Associated sample(s): 01-13 Batch: WG1659367-2 SRM Lot Number: D113-540 | | | | | |
| Zinc, Total | 94 | - | 70-130 | - | |
| Total Metals - Mansfield Lab Associated sample(s): 01-13 Batch: WG1659369-2 SRM Lot Number: D113-540 | | | | | |
| Mercury, Total | 101 | - | 60-140 | - | |

# Matrix Spike Analysis
## Batch Quality Control

**Project Name:** PORT CHESTER
**Project Number:** 12166:2B

**Lab Number:** L2232278
**Report Date:** 07/13/22

| Parameter | Native Sample | MS Added | MS Found | MS %Recovery | Qual | MSD Found | MSD %Recovery | Qual | Recovery Limits | RPD | Qual | RPD Limits |
|---|---|---|---|---|---|---|---|---|---|---|---|---|
| Total Metals - Mansfield Lab Associated sample(s): 14-15 QC Batch ID: WG1656875-3 WG1656875-4 QC Sample: L2232658-04 Client ID: MS Sample | | | | | | | | | | | | |
| Aluminum, Total | 0.007J | 2 | 1.70 | 85 | | 1.72 | 86 | | 75-125 | 1 | | 20 |
| Antimony, Total | 0.0009J | 0.5 | 0.4383 | 88 | | 0.4306 | 86 | | 75-125 | 2 | | 20 |
| Arsenic, Total | 0.00089 | 0.12 | 0.1209 | 100 | | 0.1217 | 101 | | 75-125 | 1 | | 20 |
| Barium, Total | 0.02410 | 2 | 1.990 | 98 | | 2.008 | 99 | | 75-125 | 1 | | 20 |
| Beryllium, Total | ND | 0.05 | 0.05108 | 102 | | 0.05076 | 102 | | 75-125 | 1 | | 20 |
| Cadmium, Total | ND | 0.053 | 0.05327 | 100 | | 0.05521 | 104 | | 75-125 | 4 | | 20 |
| Calcium, Total | 32.0 | 10 | 41.2 | 92 | | 41.0 | 90 | | 75-125 | 0 | | 20 |
| Chromium, Total | ND | 0.2 | 0.1916 | 96 | | 0.1946 | 97 | | 75-125 | 2 | | 20 |
| Cobalt, Total | 0.0003J | 0.5 | 0.4773 | 95 | | 0.4876 | 98 | | 75-125 | 2 | | 20 |
| Copper, Total | 0.00039J | 0.25 | 0.2222 | 89 | | 0.2362 | 94 | | 75-125 | 6 | | 20 |
| Iron, Total | 0.328 | 1 | 1.28 | 95 | | 1.38 | 105 | | 75-125 | 8 | | 20 |
| Lead, Total | ND | 0.53 | 0.5257 | 99 | | 0.5398 | 102 | | 75-125 | 3 | | 20 |
| Magnesium, Total | 5.58 | 10 | 15.9 | 103 | | 16.3 | 107 | | 75-125 | 2 | | 20 |
| Manganese, Total | 0.02930 | 0.5 | 0.5254 | 99 | | 0.5220 | 98 | | 75-125 | 1 | | 20 |
| Nickel, Total | 0.0007J | 0.5 | 0.4615 | 92 | | 0.4917 | 98 | | 75-125 | 6 | | 20 |
| Potassium, Total | 3.91 | 10 | 13.7 | 98 | | 14.0 | 101 | | 75-125 | 2 | | 20 |
| Selenium, Total | ND | 0.12 | 0.121 | 101 | | 0.120 | 100 | | 75-125 | 1 | | 20 |
| Silver, Total | ND | 0.05 | 0.05227 | 104 | | 0.05247 | 105 | | 75-125 | 0 | | 20 |
| Sodium, Total | 76.6 | 10 | 84.7 | 81 | | 85.4 | 88 | | 75-125 | 1 | | 20 |
| Thallium, Total | 0.0002J | 0.12 | 0.1254 | 104 | | 0.1246 | 104 | | 75-125 | 1 | | 20 |
| Vanadium, Total | ND | 0.5 | 0.4912 | 98 | | 0.4849 | 97 | | 75-125 | 1 | | 20 |

# Matrix Spike Analysis
## Batch Quality Control

**Project Name:** PORT CHESTER
**Project Number:** 12166:2B

**Lab Number:** L2232278
**Report Date:** 07/13/22

| Parameter | Native Sample | MS Added | MS Found | MS %Recovery | MSD Found | MSD %Recovery | Recovery Limits | RPD | RPD Limits |
|---|---|---|---|---|---|---|---|---|---|
| Total Metals - Mansfield Lab Associated sample(s): 14-15 QC Batch ID: WG1656875-3 WG1656875-4 QC Sample: L2232658-04 Client ID: MS Sample | | | | | | | | | |
| Zinc, Total | ND | 0.5 | 0.4696 | 94 | 0.4831 | 97 | 75-125 | 3 | 20 |
| Total Metals - Mansfield Lab Associated sample(s): 14-15 QC Batch ID: WG1656879-3 WG1656879-4 QC Sample: L2232658-04 Client ID: MS Sample | | | | | | | | | |
| Mercury, Total | ND | 0.005 | 0.00462 | 92 | 0.00470 | 94 | 75-125 | 2 | 20 |

# Matrix Spike Analysis
## Batch Quality Control

**Project Name:** PORT CHESTER
**Project Number:** 12166:2B

**Lab Number:** L2232278
**Report Date:** 07/13/22

| Parameter | Native Sample | MS Added | MS Found | MS %Recovery | | MSD Found | MSD %Recovery | Recovery Limits | RPD | RPD Limits |
|---|---|---|---|---|---|---|---|---|---|---|
| Total Metals - Mansfield Lab Associated sample(s): 01-13 QC Batch ID: WG1659367-3 QC Sample: L2232106-01 Client ID: MS Sample | | | | | | | | | | |
| Aluminum, Total | 5760 | 168 | 5720 | **0** | Q | - | - | 75-125 | - | 20 |
| Antimony, Total | ND | 42.1 | 23.2 | **55** | Q | - | - | 75-125 | - | 20 |
| Arsenic, Total | 2.88 | 10.1 | 10.5 | 75 | | - | - | 75-125 | - | 20 |
| Barium, Total | 40.9 | 168 | 172 | 78 | | - | - | 75-125 | - | 20 |
| Beryllium, Total | 0.259J | 4.21 | 3.78 | 90 | | - | - | 75-125 | - | 20 |
| Cadmium, Total | 0.500J | 4.46 | 3.97 | 89 | | - | - | 75-125 | - | 20 |
| Calcium, Total | 6690 | 842 | 7580 | 106 | | - | - | 75-125 | - | 20 |
| Chromium, Total | 13.2 | 16.8 | 24.3 | **66** | Q | - | - | 75-125 | - | 20 |
| Cobalt, Total | 5.50 | 42.1 | 35.4 | **71** | Q | - | - | 75-125 | - | 20 |
| Copper, Total | 16.3 | 21 | 40.4 | 114 | | - | - | 75-125 | - | 20 |
| Iron, Total | 13300 | 84.2 | 14500 | **1420** | Q | - | - | 75-125 | - | 20 |
| Lead, Total | 26.6 | 44.6 | 56.2 | **66** | Q | - | - | 75-125 | - | 20 |
| Magnesium, Total | 3620 | 842 | 5160 | **183** | Q | - | - | 75-125 | - | 20 |
| Manganese, Total | 273 | 42.1 | 291 | **43** | Q | - | - | 75-125 | - | 20 |
| Nickel, Total | 13.0 | 42.1 | 41.9 | **69** | Q | - | - | 75-125 | - | 20 |
| Potassium, Total | 871 | 842 | 1520 | 77 | | - | - | 75-125 | - | 20 |
| Selenium, Total | ND | 10.1 | 8.16 | 81 | | - | - | 75-125 | - | 20 |
| Silver, Total | ND | 25.2 | 20.2 | 80 | | - | - | 75-125 | - | 20 |
| Sodium, Total | 97.9J | 842 | 823 | 98 | | - | - | 75-125 | - | 20 |
| Thallium, Total | ND | 10.1 | 6.94 | **69** | Q | - | - | 75-125 | - | 20 |
| Vanadium, Total | 22.2 | 42.1 | 49.4 | **65** | Q | - | - | 75-125 | - | 20 |

# Matrix Spike Analysis
## Batch Quality Control

**Project Name:** PORT CHESTER
**Project Number:** 12166:2B

**Lab Number:** L2232278
**Report Date:** 07/13/22

| Parameter | Native Sample | MS Added | MS Found | MS %Recovery | | MSD Found | MSD %Recovery | Recovery Limits | RPD | RPD Limits |
|---|---|---|---|---|---|---|---|---|---|---|
| Total Metals - Mansfield Lab Associated sample(s): 01-13 QC Batch ID: WG1659367-3 QC Sample: L2232106-01 Client ID: MS Sample | | | | | | | | | | |
| Zinc, Total | 48.5 | 42.1 | 75.1 | **63** | Q | - | - | 75-125 | - | 20 |
| Total Metals - Mansfield Lab Associated sample(s): 01-13 QC Batch ID: WG1659369-3 QC Sample: L2232106-01 Client ID: MS Sample | | | | | | | | | | |
| Mercury, Total | 0.103 | 1.54 | 1.60 | 97 | | - | - | 80-120 | - | 20 |

# Lab Duplicate Analysis
***Batch Quality Control***

**Project Name:** PORT CHESTER
**Project Number:** 12166:2B

***Lab Number:*** L2232278
***Report Date:*** 07/13/22

| Parameter | Native Sample | Duplicate Sample | Units | RPD | Qual | RPD Limits |
|---|---|---|---|---|---|---|
| Total Metals - Mansfield Lab Associated sample(s): 01-13 QC Batch ID: WG1659367-4 QC Sample: L2232106-01 Client ID: DUP Sample | | | | | | |
| Aluminum, Total | 5760 | 5560 | mg/kg | 4 | | 20 |
| Antimony, Total | ND | ND | mg/kg | NC | | 20 |
| Arsenic, Total | 2.88 | 2.71 | mg/kg | 6 | | 20 |
| Barium, Total | 40.9 | 50.4 | mg/kg | **21** | Q | 20 |
| Beryllium, Total | 0.259J | 0.233J | mg/kg | NC | | 20 |
| Cadmium, Total | 0.500J | 0.475J | mg/kg | NC | | 20 |
| Calcium, Total | 6690 | 26000 | mg/kg | **118** | Q | 20 |
| Chromium, Total | 13.2 | 12.8 | mg/kg | 3 | | 20 |
| Cobalt, Total | 5.50 | 4.99 | mg/kg | 10 | | 20 |
| Copper, Total | 16.3 | 15.5 | mg/kg | 5 | | 20 |
| Iron, Total | 13300 | 12400 | mg/kg | 7 | | 20 |
| Lead, Total | 26.6 | 25.1 | mg/kg | 6 | | 20 |
| Magnesium, Total | 3620 | 12700 | mg/kg | **111** | Q | 20 |
| Manganese, Total | 273 | 237 | mg/kg | 14 | | 20 |
| Nickel, Total | 13.0 | 10.7 | mg/kg | 19 | | 20 |
| Potassium, Total | 871 | 921 | mg/kg | 6 | | 20 |
| Selenium, Total | ND | 0.302J | mg/kg | NC | | 20 |
| Silver, Total | ND | ND | mg/kg | NC | | 20 |
| Sodium, Total | 97.9J | 130J | mg/kg | NC | | 20 |

# Lab Duplicate Analysis

***Batch Quality Control***

**Project Name:** PORT CHESTER

**Project Number:** 12166:2B

***Lab Number:*** L2232278

***Report Date:*** 07/13/22

| Parameter | Native Sample | Duplicate Sample | Units | RPD | RPD Limits |
|---|---|---|---|---|---|
| Total Metals - Mansfield Lab Associated sample(s): 01-13 QC Batch ID: WG1659367-4 QC Sample: L2232106-01 Client ID: DUP Sample | | | | | |
| Thallium, Total | ND | ND | mg/kg | NC | 20 |
| Vanadium, Total | 22.2 | 19.0 | mg/kg | 16 | 20 |
| Zinc, Total | 48.5 | 45.6 | mg/kg | 6 | 20 |
| Total Metals - Mansfield Lab Associated sample(s): 01-13 QC Batch ID: WG1659369-4 QC Sample: L2232106-01 Client ID: DUP Sample | | | | | |
| Mercury, Total | 0.103 | 0.077J | mg/kg | NC | 20 |

**Project Name:** PORT CHESTER
**Project Number:** 12166:2B

# Lab Serial Dilution Analysis
**Batch Quality Control**

**Lab Number:** L2232278
**Report Date:** 07/13/22

| Parameter | Native Sample | Serial Dilution | Units | % D | Qual | RPD Limits |
|---|---|---|---|---|---|---|
| Total Metals - Mansfield Lab Associated sample(s): 14-15 QC Batch ID: WG1656875-6 QC Sample: L2232658-04 Client ID: DUP Sample | | | | | | |
| Barium, Total | 0.02410 | 0.02464 | mg/l | 2 | | 20 |
| Calcium, Total | 32.0 | 33.0 | mg/l | 3 | | 20 |
| Manganese, Total | 0.02930 | 0.03059 | mg/l | 4 | | 20 |
| Sodium, Total | 76.6 | 79.5 | mg/l | 4 | | 20 |
| Total Metals - Mansfield Lab Associated sample(s): 01-13 QC Batch ID: WG1659367-6 QC Sample: L2232106-01 Client ID: DUP Sample | | | | | | |
| Aluminum, Total | 5760 | 6010 | mg/kg | 4 | | 20 |
| Barium, Total | 40.9 | 42.7 | mg/kg | 4 | | 20 |
| Calcium, Total | 6690 | 7020 | mg/kg | 5 | | 20 |
| Iron, Total | 13300 | 14300 | mg/kg | 8 | | 20 |
| Magnesium, Total | 3620 | 4070 | mg/kg | 12 | | 20 |
| Manganese, Total | 273 | 285 | mg/kg | 4 | | 20 |
| Vanadium, Total | 22.2 | 23.0 | mg/kg | 4 | | 20 |

# INORGANICS
# &
# MISCELLANEOUS

**Project Name:** PORT CHESTER
**Project Number:** 12166:2B

**Lab Number:** L2232278
**Report Date:** 07/13/22

## SAMPLE RESULTS

Lab ID: L2232278-01
Client ID: SB-3-6.5
Sample Location: NEW YORK

Date Collected: 06/16/22 09:15
Date Received: 06/16/22
Field Prep: Not Specified

Sample Depth:
Matrix: Soil

| Parameter | Result | Qualifier | Units | RL | MDL | Dilution Factor | Date Prepared | Date Analyzed | Analytical Method | Analyst |
|---|---|---|---|---|---|---|---|---|---|---|
| **General Chemistry - Westborough Lab** | | | | | | | | | | |
| Solids, Total | 89.9 | | % | 0.100 | NA | 1 | - | 06/17/22 12:39 | 121,2540G | RI |
| Cyanide, Total | ND | | mg/kg | 1.0 | 0.22 | 1 | 06/23/22 11:35 | 06/24/22 08:57 | 1,9010C/9012B | CS |

**Project Name:** PORT CHESTER
**Project Number:** 12166:2B

**Lab Number:** L2232278
**Report Date:** 07/13/22

## SAMPLE RESULTS

Lab ID: L2232278-02
Client ID: SB-4-13.5
Sample Location: NEW YORK

Date Collected: 06/16/22 09:35
Date Received: 06/16/22
Field Prep: Not Specified

Sample Depth:
Matrix: Soil

| Parameter | Result | Qualifier | Units | RL | MDL | Dilution Factor | Date Prepared | Date Analyzed | Analytical Method | Analyst |
|---|---|---|---|---|---|---|---|---|---|---|
| **General Chemistry - Westborough Lab** | | | | | | | | | | |
| Solids, Total | 78.6 | | % | 0.100 | NA | 1 | - | 06/17/22 12:39 | 121,2540G | RI |
| Cyanide, Total | ND | | mg/kg | 1.2 | 0.26 | 1 | 06/23/22 11:35 | 06/24/22 09:11 | 1,9010C/9012B | CS |

**Project Name:** PORT CHESTER
**Project Number:** 12166:2B

**Lab Number:** L2232278
**Report Date:** 07/13/22

## SAMPLE RESULTS

Lab ID: L2232278-03
Client ID: SB-5-1.5
Sample Location: NEW YORK

Date Collected: 06/16/22 10:00
Date Received: 06/16/22
Field Prep: Not Specified

Sample Depth:
Matrix: Soil

| Parameter | Result | Qualifier | Units | RL | MDL | Dilution Factor | Date Prepared | Date Analyzed | Analytical Method | Analyst |
|---|---|---|---|---|---|---|---|---|---|---|
| **General Chemistry - Westborough Lab** | | | | | | | | | | |
| Solids, Total | 91.9 | | % | 0.100 | NA | 1 | - | 06/17/22 12:39 | 121,2540G | RI |
| Cyanide, Total | 0.26 | J | mg/kg | 0.99 | 0.21 | 1 | 06/23/22 11:35 | 06/24/22 09:12 | 1,9010C/9012B | CS |

**Project Name:** PORT CHESTER
**Project Number:** 12166:2B

**Lab Number:** L2232278
**Report Date:** 07/13/22

## SAMPLE RESULTS

Lab ID: L2232278-04
Client ID: SB-6-7.5
Sample Location: NEW YORK

Sample Depth:
Matrix: Soil

Date Collected: 06/16/22 10:20
Date Received: 06/16/22
Field Prep: Not Specified

| Parameter | Result | Qualifier | Units | RL | MDL | Dilution Factor | Date Prepared | Date Analyzed | Analytical Method | Analyst |
|---|---|---|---|---|---|---|---|---|---|---|
| **General Chemistry - Westborough Lab** | | | | | | | | | | |
| Solids, Total | 94.2 | | % | 0.100 | NA | 1 | - | 06/17/22 12:39 | 121,2540G | RI |
| Cyanide, Total | 0.28 | J | mg/kg | 1.0 | 0.22 | 1 | 06/23/22 11:35 | 06/24/22 09:13 | 1,9010C/9012B | CS |

**Project Name:** PORT CHESTER
**Project Number:** 12166:2B

**Lab Number:** L2232278
**Report Date:** 07/13/22

## SAMPLE RESULTS

Lab ID: L2232278-05
Client ID: SB-7-13
Sample Location: NEW YORK

Date Collected: 06/16/22 11:15
Date Received: 06/16/22
Field Prep: Not Specified

Sample Depth:
Matrix: Soil

| Parameter | Result | Qualifier | Units | RL | MDL | Dilution Factor | Date Prepared | Date Analyzed | Analytical Method | Analyst |
|---|---|---|---|---|---|---|---|---|---|---|
| **General Chemistry - Westborough Lab** | | | | | | | | | | |
| Solids, Total | 89.9 | | % | 0.100 | NA | 1 | - | 06/17/22 12:39 | 121,2540G | RI |
| Cyanide, Total | ND | | mg/kg | 1.0 | 0.22 | 1 | 06/23/22 11:35 | 06/24/22 09:14 | 1,9010C/9012B | CS |

**Project Name:** PORT CHESTER
**Project Number:** 12166:2B

**Lab Number:** L2232278
**Report Date:** 07/13/22

## SAMPLE RESULTS

Lab ID: L2232278-06
Client ID: SB-8-0.5
Sample Location: NEW YORK

Date Collected: 06/16/22 10:30
Date Received: 06/16/22
Field Prep: Not Specified

Sample Depth:
Matrix: Soil

| Parameter | Result | Qualifier | Units | RL | MDL | Dilution Factor | Date Prepared | Date Analyzed | Analytical Method | Analyst |
|---|---|---|---|---|---|---|---|---|---|---|
| General Chemistry - Westborough Lab | | | | | | | | | | |
| Solids, Total | 95.8 | | % | 0.100 | NA | 1 | - | 06/17/22 12:39 | 121,2540G | RI |
| Cyanide, Total | ND | | mg/kg | 1.0 | 0.21 | 1 | 06/28/22 02:00 | 06/28/22 10:44 | 1,9010C/9012B | CS |

**Project Name:** PORT CHESTER
**Project Number:** 12166:2B

**Lab Number:** L2232278
**Report Date:** 07/13/22

## SAMPLE RESULTS

Lab ID: L2232278-07
Client ID: SB-9-0.5
Sample Location: NEW YORK

Date Collected: 06/16/22 10:40
Date Received: 06/16/22
Field Prep: Not Specified

Sample Depth:
Matrix: Soil

| Parameter | Result | Qualifier | Units | RL | MDL | Dilution Factor | Date Prepared | Date Analyzed | Analytical Method | Analyst |
|---|---|---|---|---|---|---|---|---|---|---|
| General Chemistry - Westborough Lab | | | | | | | | | | |
| Solids, Total | 96.5 | | % | 0.100 | NA | 1 | - | 06/17/22 12:39 | 121,2540G | RI |
| Cyanide, Total | ND | | mg/kg | 0.94 | 0.20 | 1 | 06/28/22 02:00 | 06/28/22 10:49 | 1,9010C/9012B | CS |

**Project Name:** PORT CHESTER
**Project Number:** 12166:2B

**Lab Number:** L2232278
**Report Date:** 07/13/22

## SAMPLE RESULTS

Lab ID: L2232278-08
Client ID: SB-10-1.5
Sample Location: NEW YORK

Date Collected: 06/16/22 11:40
Date Received: 06/16/22
Field Prep: Not Specified

Sample Depth:
Matrix: Soil

| Parameter | Result | Qualifier | Units | RL | MDL | Dilution Factor | Date Prepared | Date Analyzed | Analytical Method | Analyst |
|---|---|---|---|---|---|---|---|---|---|---|
| **General Chemistry - Westborough Lab** | | | | | | | | | | |
| Solids, Total | 87.0 | | % | 0.100 | NA | 1 | - | 06/17/22 12:39 | 121,2540G | RI |
| Cyanide, Total | ND | | mg/kg | 1.1 | 0.23 | 1 | 06/28/22 02:00 | 06/28/22 10:50 | 1,9010C/9012B | CS |

**Project Name:** PORT CHESTER
**Project Number:** 12166:2B

**Lab Number:** L2232278
**Report Date:** 07/13/22

## SAMPLE RESULTS

Lab ID: L2232278-09
Client ID: SB-11-1.5
Sample Location: NEW YORK

Date Collected: 06/16/22 11:55
Date Received: 06/16/22
Field Prep: Not Specified

Sample Depth:
Matrix: Soil

| Parameter | Result | Qualifier | Units | RL | MDL | Dilution Factor | Date Prepared | Date Analyzed | Analytical Method | Analyst |
|---|---|---|---|---|---|---|---|---|---|---|
| **General Chemistry - Westborough Lab** | | | | | | | | | | |
| Solids, Total | 81.2 | | % | 0.100 | NA | 1 | - | 06/17/22 12:39 | 121,2540G | RI |
| Cyanide, Total | ND | | mg/kg | 1.2 | 0.25 | 1 | 06/28/22 02:00 | 06/28/22 10:32 | 1,9010C/9012B | CS |

**Project Name:** PORT CHESTER
**Project Number:** 12166:2B

**Lab Number:** L2232278
**Report Date:** 07/13/22

## SAMPLE RESULTS

Lab ID: L2232278-10
Client ID: SB-12-7.5
Sample Location: NEW YORK

Date Collected: 06/16/22 12:45
Date Received: 06/16/22
Field Prep: Not Specified

Sample Depth:
Matrix: Soil

| Parameter | Result | Qualifier | Units | RL | MDL | Dilution Factor | Date Prepared | Date Analyzed | Analytical Method | Analyst |
|---|---|---|---|---|---|---|---|---|---|---|
| **General Chemistry - Westborough Lab** | | | | | | | | | | |
| Solids, Total | 81.2 | | % | 0.100 | NA | 1 | - | 06/17/22 12:39 | 121,2540G | RI |
| Cyanide, Total | ND | | mg/kg | 1.2 | 0.25 | 1 | 06/28/22 12:05 | 06/29/22 08:56 | 1,9010C/9012B | CS |

**Project Name:** PORT CHESTER
**Project Number:** 12166:2B

**Lab Number:** L2232278
**Report Date:** 07/13/22

## SAMPLE RESULTS

Lab ID: L2232278-11
Client ID: SB-13-2.0
Sample Location: NEW YORK

Date Collected: 06/16/22 13:00
Date Received: 06/16/22
Field Prep: Not Specified

Sample Depth:
Matrix: Soil

| Parameter | Result | Qualifier | Units | RL | MDL | Dilution Factor | Date Prepared | Date Analyzed | Analytical Method | Analyst |
|---|---|---|---|---|---|---|---|---|---|---|
| **General Chemistry - Westborough Lab** | | | | | | | | | | |
| Solids, Total | 83.6 | | % | 0.100 | NA | 1 | - | 06/17/22 12:39 | 121,2540G | RI |
| Cyanide, Total | ND | | mg/kg | 1.1 | 0.23 | 1 | 06/28/22 12:05 | 06/29/22 08:57 | 1,9010C/9012B | CS |

**Project Name:** PORT CHESTER
**Project Number:** 12166:2B

**Lab Number:** L2232278
**Report Date:** 07/13/22

## SAMPLE RESULTS

Lab ID: L2232278-12
Client ID: SB-14-3.0
Sample Location: NEW YORK

Date Collected: 06/16/22 13:10
Date Received: 06/16/22
Field Prep: Not Specified

Sample Depth:
Matrix: Soil

| Parameter | Result | Qualifier | Units | RL | MDL | Dilution Factor | Date Prepared | Date Analyzed | Analytical Method | Analyst |
|---|---|---|---|---|---|---|---|---|---|---|
| **General Chemistry - Westborough Lab** | | | | | | | | | | |
| Solids, Total | 84.7 | | % | 0.100 | NA | 1 | - | 06/17/22 12:39 | 121,2540G | RI |
| Cyanide, Total | ND | | mg/kg | 1.1 | 0.23 | 1 | 06/28/22 12:05 | 06/29/22 08:58 | 1,9010C/9012B | CS |

**Project Name:** PORT CHESTER
**Project Number:** 12166:2B

**Lab Number:** L2232278
**Report Date:** 07/13/22

## SAMPLE RESULTS

Lab ID: L2232278-13
Client ID: SB-15-0.5
Sample Location: NEW YORK

Date Collected: 06/16/22 13:15
Date Received: 06/16/22
Field Prep: Not Specified

Sample Depth:
Matrix: Soil

| Parameter | Result | Qualifier | Units | RL | MDL | Dilution Factor | Date Prepared | Date Analyzed | Analytical Method | Analyst |
|---|---|---|---|---|---|---|---|---|---|---|
| **General Chemistry - Westborough Lab** | | | | | | | | | | |
| Solids, Total | 94.5 | | % | 0.100 | NA | 1 | - | 06/17/22 12:39 | 121,2540G | RI |
| Cyanide, Total | ND | | mg/kg | 1.0 | 0.22 | 1 | 06/28/22 12:05 | 06/29/22 08:59 | 1,9010C/9012B | CS |

**Project Name:** PORT CHESTER
**Project Number:** 12166:2B

**Lab Number:** L2232278
**Report Date:** 07/13/22

## SAMPLE RESULTS

Lab ID: L2232278-14
Client ID: TW-2
Sample Location: NEW YORK

Date Collected: 06/16/22 10:10
Date Received: 06/16/22
Field Prep: Not Specified

Sample Depth:
Matrix: Water

| Parameter | Result | Qualifier | Units | RL | MDL | Dilution Factor | Date Prepared | Date Analyzed | Analytical Method | Analyst |
|---|---|---|---|---|---|---|---|---|---|---|
| General Chemistry - Westborough Lab | | | | | | | | | | |
| Cyanide, Total | 0.003 | J | mg/l | 0.005 | 0.001 | 1 | 06/27/22 01:40 | 06/27/22 09:04 | 1,9010C/9012B | CS |

**Project Name:** PORT CHESTER
**Project Number:** 12166:2B

**Lab Number:** L2232278
**Report Date:** 07/13/22

## SAMPLE RESULTS

Lab ID: L2232278-15
Client ID: TW-3
Sample Location: NEW YORK

Date Collected: 06/16/22 10:35
Date Received: 06/16/22
Field Prep: Not Specified

Sample Depth:
Matrix: Water

| Parameter | Result | Qualifier | Units | RL | MDL | Dilution Factor | Date Prepared | Date Analyzed | Analytical Method | Analyst |
|---|---|---|---|---|---|---|---|---|---|---|
| **General Chemistry - Westborough Lab** | | | | | | | | | | |
| Cyanide, Total | 0.002 | J | mg/l | 0.005 | 0.001 | 1 | 06/27/22 12:15 | 06/28/22 08:45 | 1,9010C/9012B | CS |

**Project Name:** PORT CHESTER **Lab Number:** L2232278

**Project Number:** 12166:2B **Report Date:** 07/13/22

# Method Blank Analysis
## Batch Quality Control

| Parameter | Result | Qualifier | Units | RL | MDL | Dilution Factor | Date Prepared | Date Analyzed | Analytical Method | Analyst |
|---|---|---|---|---|---|---|---|---|---|---|
| General Chemistry - Westborough Lab for sample(s): 01 Batch: WG1654435-1 | | | | | | | | | | |
| Cyanide, Total | ND | | mg/kg | 0.99 | 0.21 | 1 | 06/23/22 11:35 | 06/24/22 08:53 | 1,9010C/9012B | CS |
| General Chemistry - Westborough Lab for sample(s): 02-05 Batch: WG1654441-1 | | | | | | | | | | |
| Cyanide, Total | ND | | mg/kg | 0.99 | 0.21 | 1 | 06/23/22 11:35 | 06/24/22 08:53 | 1,9010C/9012B | CS |
| General Chemistry - Westborough Lab for sample(s): 14 Batch: WG1655660-1 | | | | | | | | | | |
| Cyanide, Total | ND | | mg/l | 0.005 | 0.001 | 1 | 06/27/22 01:40 | 06/27/22 08:44 | 1,9010C/9012B | CS |
| General Chemistry - Westborough Lab for sample(s): 15 Batch: WG1655804-1 | | | | | | | | | | |
| Cyanide, Total | ND | | mg/l | 0.005 | 0.001 | 1 | 06/27/22 12:15 | 06/28/22 08:41 | 1,9010C/9012B | CS |
| General Chemistry - Westborough Lab for sample(s): 06-08 Batch: WG1656083-1 | | | | | | | | | | |
| Cyanide, Total | ND | | mg/kg | 0.94 | 0.20 | 1 | 06/28/22 02:00 | 06/28/22 10:27 | 1,9010C/9012B | CS |
| General Chemistry - Westborough Lab for sample(s): 09 Batch: WG1656084-1 | | | | | | | | | | |
| Cyanide, Total | ND | | mg/kg | 0.94 | 0.20 | 1 | 06/28/22 02:00 | 06/28/22 10:27 | 1,9010C/9012B | CS |
| General Chemistry - Westborough Lab for sample(s): 10-13 Batch: WG1656310-1 | | | | | | | | | | |
| Cyanide, Total | ND | | mg/kg | 0.94 | 0.20 | 1 | 06/28/22 12:05 | 06/29/22 08:52 | 1,9010C/9012B | CS |

# Lab Control Sample Analysis
## Batch Quality Control

**Project Name:** PORT CHESTER
**Project Number:** 12166:2B

**Lab Number:** L2232278
**Report Date:** 07/13/22

| Parameter | LCS %Recovery | Qual | LCSD %Recovery | Qual | %Recovery Limits | RPD | Qual | RPD Limits |
|---|---|---|---|---|---|---|---|---|
| General Chemistry - Westborough Lab Associated sample(s): 01 Batch: WG1654435-2 WG1654435-3 | | | | | | | | |
| Cyanide, Total | 91 | | 97 | | 80-120 | 8 | | 35 |
| General Chemistry - Westborough Lab Associated sample(s): 02-05 Batch: WG1654441-2 WG1654441-3 | | | | | | | | |
| Cyanide, Total | 91 | | 97 | | 80-120 | 8 | | 35 |
| General Chemistry - Westborough Lab Associated sample(s): 14 Batch: WG1655660-2 WG1655660-3 | | | | | | | | |
| Cyanide, Total | 110 | | 104 | | 85-115 | 6 | | 20 |
| General Chemistry - Westborough Lab Associated sample(s): 15 Batch: WG1655804-2 WG1655804-3 | | | | | | | | |
| Cyanide, Total | 108 | | 93 | | 85-115 | 15 | | 20 |
| General Chemistry - Westborough Lab Associated sample(s): 06-08 Batch: WG1656083-2 WG1656083-3 | | | | | | | | |
| Cyanide, Total | **53** | Q | 82 | | 80-120 | **57** | Q | 35 |
| General Chemistry - Westborough Lab Associated sample(s): 09 Batch: WG1656084-2 WG1656084-3 | | | | | | | | |
| Cyanide, Total | **53** | Q | 82 | | 80-120 | **57** | Q | 35 |
| General Chemistry - Westborough Lab Associated sample(s): 10-13 Batch: WG1656310-2 WG1656310-3 | | | | | | | | |
| Cyanide, Total | **71** | Q | **78** | Q | 80-120 | 4 | | 35 |

# Matrix Spike Analysis
## Batch Quality Control

**Project Name:** PORT CHESTER
**Project Number:** 12166:2B

**Lab Number:** L2232278
**Report Date:** 07/13/22

| Parameter | Native Sample | MS Added | MS Found | MS %Recovery | Qual | MSD Found | MSD %Recovery | Qual | Recovery Limits | RPD | Qual | RPD Limits |
|---|---|---|---|---|---|---|---|---|---|---|---|---|
| General Chemistry - Westborough Lab Associated sample(s): 01 QC Batch ID: WG1654435-4 WG1654435-5 QC Sample: L2232278-01 Client ID: SB-3-6.5 | | | | | | | | | | | | |
| Cyanide, Total | ND | 10 | 11 | 100 | | 11 | 100 | | 75-125 | 0 | | 35 |
| General Chemistry - Westborough Lab Associated sample(s): 02-05 QC Batch ID: WG1654441-4 WG1654441-5 QC Sample: L2232278-05 Client ID: SB-7-13 | | | | | | | | | | | | |
| Cyanide, Total | ND | 10 | 11 | 100 | | 12 | 110 | | 75-125 | 9 | | 35 |
| General Chemistry - Westborough Lab Associated sample(s): 14 QC Batch ID: WG1655660-4 WG1655660-5 QC Sample: L2231919-03 Client ID: MS Sample | | | | | | | | | | | | |
| Cyanide, Total | 0.002J | 0.2 | 0.159 | 80 | | 0.198 | 99 | | 80-120 | **22** | Q | 20 |
| General Chemistry - Westborough Lab Associated sample(s): 15 QC Batch ID: WG1655804-4 WG1655804-5 QC Sample: L2232958-10 Client ID: MS Sample | | | | | | | | | | | | |
| Cyanide, Total | ND | 0.2 | 0.213 | 106 | | 0.217 | 108 | | 80-120 | 2 | | 20 |
| General Chemistry - Westborough Lab Associated sample(s): 06-08 QC Batch ID: WG1656083-4 WG1656083-5 QC Sample: L2232278-06 Client ID: SB-8-0.5 | | | | | | | | | | | | |
| Cyanide, Total | ND | 10 | 10 | 100 | | 10 | 99 | | 75-125 | 0 | | 35 |
| General Chemistry - Westborough Lab Associated sample(s): 09 QC Batch ID: WG1656084-4 WG1656084-5 QC Sample: L2232278-09 Client ID: SB-11-1.5 | | | | | | | | | | | | |
| Cyanide, Total | ND | 12 | 12 | 100 | | 12 | 110 | | 75-125 | 0 | | 35 |
| General Chemistry - Westborough Lab Associated sample(s): 10-13 QC Batch ID: WG1656310-4 WG1656310-5 QC Sample: L2233278-01 Client ID: MS Sample | | | | | | | | | | | | |
| Cyanide, Total | ND | 11 | 12 | 100 | | 11 | 94 | | 75-125 | 9 | | 35 |

# Lab Duplicate Analysis

***Batch Quality Control***

**Project Name:** PORT CHESTER

**Project Number:** 12166:2B

***Lab Number:*** L2232278

***Report Date:*** 07/13/22

| Parameter | Native Sample | Duplicate Sample | Units | RPD | Qual | RPD Limits |
|---|---|---|---|---|---|---|
| General Chemistry - Westborough Lab Associated sample(s): 01-13 QC Batch ID: WG1652012-1 QC Sample: L2232278-01 Client ID: SB-3-6.5 | | | | | | |
| Solids, Total | 89.9 | 89.1 | % | 1 | | 20 |

**Project Name:** PORT CHESTER
**Project Number:** 12166:2B

**Lab Number:** L2232278
**Report Date:** 07/13/22

## Sample Receipt and Container Information

Were project specific reporting limits specified? YES

### Cooler Information

| Cooler | Custody Seal |
|---|---|
| A | Absent |
| B | Absent |
| C | Absent |

### Container Information

| Container ID | Container Type | Cooler | Initial pH | Final pH | Temp deg C | Pres | Seal | Frozen Date/Time | Analysis(*) |
|---|---|---|---|---|---|---|---|---|---|
| L2232278-01A | 5 gram Encore Sampler | B | NA | | 4.2 | Y | Absent | | NYTCL-8260HLW(14) |
| L2232278-01B | 5 gram Encore Sampler | B | NA | | 4.2 | Y | Absent | | NYTCL-8260HLW(14) |
| L2232278-01C | 5 gram Encore Sampler | B | NA | | 4.2 | Y | Absent | | NYTCL-8260HLW(14) |
| L2232278-01D | Plastic 2oz unpreserved for TS | B | NA | | 4.2 | Y | Absent | | TS(7) |
| L2232278-01E | Metals Only-Glass 60mL/2oz unpreserved | B | NA | | 4.2 | Y | Absent | | BE-TI(180),AS-TI(180),BA-TI(180),AG-TI(180),TL-TI(180),CR-TI(180),NI-TI(180),AL-TI(180),ZN-TI(180),CU-TI(180),PB-TI(180),SB-TI(180),SE-TI(180),CO-TI(180),V-TI(180),FE-TI(180),HG-T(28),MG-TI(180),MN-TI(180),CD-TI(180),CA-TI(180),NA-TI(180),K-TI(180) |
| L2232278-01F | Plastic 2oz unpreserved for TS | B | NA | | 4.2 | Y | Absent | | NYTCL-8270(14),TCN-9010(14),TS(7),NYTCL-8081(14),NYTCL-8082(365) |
| L2232278-01X | Vial MeOH preserved split | B | NA | | 4.2 | Y | Absent | | NYTCL-8260HLW(14) |
| L2232278-01Y | Vial Water preserved split | B | NA | | 4.2 | Y | Absent | 17-JUN-22 11:27 | NYTCL-8260HLW(14) |
| L2232278-01Z | Vial Water preserved split | B | NA | | 4.2 | Y | Absent | 17-JUN-22 11:27 | NYTCL-8260HLW(14) |
| L2232278-02A | 5 gram Encore Sampler | B | NA | | 4.2 | Y | Absent | | NYTCL-8260HLW(14) |
| L2232278-02B | 5 gram Encore Sampler | B | NA | | 4.2 | Y | Absent | | NYTCL-8260HLW(14) |
| L2232278-02C | 5 gram Encore Sampler | B | NA | | 4.2 | Y | Absent | | NYTCL-8260HLW(14) |
| L2232278-02D | Plastic 2oz unpreserved for TS | B | NA | | 4.2 | Y | Absent | | TS(7) |
| L2232278-02E | Metals Only-Glass 60mL/2oz unpreserved | B | NA | | 4.2 | Y | Absent | | BE-TI(180),AS-TI(180),BA-TI(180),AG-TI(180),AL-TI(180),NI-TI(180),TL-TI(180),CR-TI(180),SB-TI(180),CU-TI(180),PB-TI(180),SE-TI(180),ZN-TI(180),V-TI(180),CO-TI(180),HG-T(28),MN-TI(180),FE-TI(180),MG-TI(180),CA-TI(180),K-TI(180),CD-TI(180),NA-TI(180) |
| L2232278-02F | Glass 250ml/8oz unpreserved | B | NA | | 4.2 | Y | Absent | | NYTCL-8270(14),TCN-9010(14),NYTCL-8081(14),NYTCL-8082(365) |

*Values in parentheses indicate holding time in days

**Project Name:** PORT CHESTER
**Project Number:** 12166:2B

**Lab Number:** L2232278
**Report Date:** 07/13/22

## Container Information

| Container ID | Container Type | Cooler | Initial pH | Final pH | Temp deg C | Pres | Seal | Frozen Date/Time | Analysis(*) |
|---|---|---|---|---|---|---|---|---|---|
| L2232278-02X | Vial MeOH preserved split | B | NA | | 4.2 | Y | Absent | | NYTCL-8260HLW(14) |
| L2232278-02Y | Vial Water preserved split | B | NA | | 4.2 | Y | Absent | 17-JUN-22 11:27 | NYTCL-8260HLW(14) |
| L2232278-02Z | Vial Water preserved split | B | NA | | 4.2 | Y | Absent | 17-JUN-22 11:27 | NYTCL-8260HLW(14) |
| L2232278-03A | 5 gram Encore Sampler | B | NA | | 4.2 | Y | Absent | | NYTCL-8260HLW(14) |
| L2232278-03B | 5 gram Encore Sampler | B | NA | | 4.2 | Y | Absent | | NYTCL-8260HLW(14) |
| L2232278-03C | 5 gram Encore Sampler | B | NA | | 4.2 | Y | Absent | | NYTCL-8260HLW(14) |
| L2232278-03D | Plastic 2oz unpreserved for TS | B | NA | | 4.2 | Y | Absent | | TS(7) |
| L2232278-03E | Metals Only-Glass 60mL/2oz unpreserved | B | NA | | 4.2 | Y | Absent | | BE-TI(180),AS-TI(180),BA-TI(180),AG-TI(180),AL-TI(180),CR-TI(180),NI-TI(180),TL-TI(180),SB-TI(180),CU-TI(180),SE-TI(180),PB-TI(180),ZN-TI(180),CO-TI(180),V-TI(180),MG-TI(180),MN-TI(180),FE-TI(180),HG-T(28),CD-TI(180),CA-TI(180),NA-TI(180),K-TI(180) |
| L2232278-03F | Glass 250ml/8oz unpreserved | B | NA | | 4.2 | Y | Absent | | NYTCL-8270(14),TCN-9010(14),NYTCL-8081(14),NYTCL-8082(365) |
| L2232278-03X | Vial MeOH preserved split | B | NA | | 4.2 | Y | Absent | | NYTCL-8260HLW(14) |
| L2232278-03Y | Vial Water preserved split | B | NA | | 4.2 | Y | Absent | 17-JUN-22 11:27 | NYTCL-8260HLW(14) |
| L2232278-03Z | Vial Water preserved split | B | NA | | 4.2 | Y | Absent | 17-JUN-22 11:27 | NYTCL-8260HLW(14) |
| L2232278-04A | 5 gram Encore Sampler | B | NA | | 4.2 | Y | Absent | | NYTCL-8260HLW(14) |
| L2232278-04B | 5 gram Encore Sampler | B | NA | | 4.2 | Y | Absent | | NYTCL-8260HLW(14) |
| L2232278-04C | 5 gram Encore Sampler | B | NA | | 4.2 | Y | Absent | | NYTCL-8260HLW(14) |
| L2232278-04D | Plastic 2oz unpreserved for TS | B | NA | | 4.2 | Y | Absent | | TS(7) |
| L2232278-04E | Metals Only-Glass 60mL/2oz unpreserved | B | NA | | 4.2 | Y | Absent | | BE-TI(180),AS-TI(180),BA-TI(180),AG-TI(180),NI-TI(180),TL-TI(180),AL-TI(180),CR-TI(180),CU-TI(180),PB-TI(180),SE-TI(180),SB-TI(180),ZN-TI(180),CO-TI(180),V-TI(180),MG-TI(180),MN-TI(180),HG-T(28),FE-TI(180),NA-TI(180),K-TI(180),CA-TI(180),CD-TI(180) |
| L2232278-04F | Glass 250ml/8oz unpreserved | B | NA | | 4.2 | Y | Absent | | NYTCL-8270(14),TCN-9010(14),NYTCL-8081(14),NYTCL-8082(365) |
| L2232278-04X | Vial MeOH preserved split | B | NA | | 4.2 | Y | Absent | | NYTCL-8260HLW(14) |
| L2232278-04Y | Vial Water preserved split | B | NA | | 4.2 | Y | Absent | 17-JUN-22 11:27 | NYTCL-8260HLW(14) |
| L2232278-04Z | Vial Water preserved split | B | NA | | 4.2 | Y | Absent | 17-JUN-22 11:27 | NYTCL-8260HLW(14) |
| L2232278-05A | 5 gram Encore Sampler | B | NA | | 4.2 | Y | Absent | | NYTCL-8260HLW(14) |
| L2232278-05B | 5 gram Encore Sampler | B | NA | | 4.2 | Y | Absent | | NYTCL-8260HLW(14) |

*Values in parentheses indicate holding time in days

**Project Name:** PORT CHESTER
**Project Number:** 12166:2B

**Lab Number:** L2232278
**Report Date:** 07/13/22

## Container Information

| Container ID | Container Type | Cooler | Initial pH | Final pH | Temp deg C | Pres | Seal | Frozen Date/Time | Analysis(*) |
|---|---|---|---|---|---|---|---|---|---|
| L2232278-05C | 5 gram Encore Sampler | B | NA | | 4.2 | Y | Absent | | NYTCL-8260HLW(14) |
| L2232278-05D | Plastic 2oz unpreserved for TS | B | NA | | 4.2 | Y | Absent | | TS(7) |
| L2232278-05E | Metals Only-Glass 60mL/2oz unpreserved | B | NA | | 4.2 | Y | Absent | | BE-TI(180),AS-TI(180),BA-TI(180),AG-TI(180),NI-TI(180),AL-TI(180),TL-TI(180),CR-TI(180),ZN-TI(180),CU-TI(180),PB-TI(180),SE-TI(180),SB-TI(180),V-TI(180),CO-TI(180),FE-TI(180),MG-TI(180),HG-T(28),MN-TI(180),NA-TI(180),CA-TI(180),K-TI(180),CD-TI(180) |
| L2232278-05F | Glass 250ml/8oz unpreserved | B | NA | | 4.2 | Y | Absent | | TCN-9010(14),NYTCL-8270(14),NYTCL-8081(14),NYTCL-8082(365) |
| L2232278-05X | Vial MeOH preserved split | B | NA | | 4.2 | Y | Absent | | NYTCL-8260HLW(14) |
| L2232278-05Y | Vial Water preserved split | B | NA | | 4.2 | Y | Absent | 17-JUN-22 11:27 | NYTCL-8260HLW(14) |
| L2232278-05Z | Vial Water preserved split | B | NA | | 4.2 | Y | Absent | 17-JUN-22 11:27 | NYTCL-8260HLW(14) |
| L2232278-06A | 5 gram Encore Sampler | B | NA | | 4.2 | Y | Absent | | NYTCL-8260HLW(14) |
| L2232278-06B | 5 gram Encore Sampler | B | NA | | 4.2 | Y | Absent | | NYTCL-8260HLW(14) |
| L2232278-06C | 5 gram Encore Sampler | B | NA | | 4.2 | Y | Absent | | NYTCL-8260HLW(14) |
| L2232278-06D | Plastic 2oz unpreserved for TS | B | NA | | 4.2 | Y | Absent | | TS(7) |
| L2232278-06E | Metals Only-Glass 60mL/2oz unpreserved | B | NA | | 4.2 | Y | Absent | | BE-TI(180),AS-TI(180),BA-TI(180),AG-TI(180),CR-TI(180),TL-TI(180),AL-TI(180),NI-TI(180),ZN-TI(180),PB-TI(180),SE-TI(180),SB-TI(180),CU-TI(180),CO-TI(180),V-TI(180),FE-TI(180),HG-T(28),MG-TI(180),MN-TI(180),CA-TI(180),K-TI(180),NA-TI(180),CD-TI(180) |
| L2232278-06F | Glass 250ml/8oz unpreserved | B | NA | | 4.2 | Y | Absent | | NYTCL-8270(14),TCN-9010(14),NYTCL-8081(14),NYTCL-8082(365) |
| L2232278-06X | Vial MeOH preserved split | B | NA | | 4.2 | Y | Absent | | NYTCL-8260HLW(14) |
| L2232278-06Y | Vial Water preserved split | B | NA | | 4.2 | Y | Absent | 17-JUN-22 11:27 | NYTCL-8260HLW(14) |
| L2232278-06Z | Vial Water preserved split | B | NA | | 4.2 | Y | Absent | 17-JUN-22 11:27 | NYTCL-8260HLW(14) |
| L2232278-07A | 5 gram Encore Sampler | B | NA | | 4.2 | Y | Absent | | NYTCL-8260HLW(14) |
| L2232278-07B | 5 gram Encore Sampler | B | NA | | 4.2 | Y | Absent | | NYTCL-8260HLW(14) |
| L2232278-07C | 5 gram Encore Sampler | B | NA | | 4.2 | Y | Absent | | NYTCL-8260HLW(14) |
| L2232278-07D | Plastic 2oz unpreserved for TS | B | NA | | 4.2 | Y | Absent | | TS(7) |



*Values in parentheses indicate holding time in days

**Project Name:** PORT CHESTER
**Project Number:** 12166:2B

**Lab Number:** L2232278
**Report Date:** 07/13/22

## Container Information

| Container ID | Container Type | Cooler | Initial pH | Final pH | Temp deg C | Pres | Seal | Frozen Date/Time | Analysis(*) |
|---|---|---|---|---|---|---|---|---|---|
| L2232278-07E | Metals Only-Glass 60mL/2oz unpreserved | B | NA | | 4.2 | Y | Absent | | BE-TI(180),AS-TI(180),BA-TI(180),AG-TI(180),TL-TI(180),AL-TI(180),CR-TI(180),NI-TI(180),ZN-TI(180),CU-TI(180),PB-TI(180),SE-TI(180),SB-TI(180),CO-TI(180),V-TI(180),HG-T(28),MN-TI(180),MG-TI(180),FE-TI(180),CA-TI(180),K-TI(180),NA-TI(180),CD-TI(180) |
| L2232278-07F | Glass 250ml/8oz unpreserved | B | NA | | 4.2 | Y | Absent | | TCN-9010(14),NYTCL-8270(14),NYTCL-8081(14),NYTCL-8082(365) |
| L2232278-07X | Vial MeOH preserved split | B | NA | | 4.2 | Y | Absent | | NYTCL-8260HLW(14) |
| L2232278-07Y | Vial Water preserved split | B | NA | | 4.2 | Y | Absent | 17-JUN-22 11:27 | NYTCL-8260HLW(14) |
| L2232278-07Z | Vial Water preserved split | B | NA | | 4.2 | Y | Absent | 17-JUN-22 11:27 | NYTCL-8260HLW(14) |
| L2232278-08A | 5 gram Encore Sampler | B | NA | | 4.2 | Y | Absent | | NYTCL-8260HLW(14) |
| L2232278-08B | 5 gram Encore Sampler | B | NA | | 4.2 | Y | Absent | | NYTCL-8260HLW(14) |
| L2232278-08C | 5 gram Encore Sampler | B | NA | | 4.2 | Y | Absent | | NYTCL-8260HLW(14) |
| L2232278-08D | Plastic 2oz unpreserved for TS | B | NA | | 4.2 | Y | Absent | | TS(7) |
| L2232278-08E | Metals Only-Glass 60mL/2oz unpreserved | B | NA | | 4.2 | Y | Absent | | BE-TI(180),BA-TI(180),AS-TI(180),AG-TI(180),CR-TI(180),TL-TI(180),AL-TI(180),NI-TI(180),CU-TI(180),SB-TI(180),ZN-TI(180),PB-TI(180),SE-TI(180),CO-TI(180),V-TI(180),HG-T(28),MN-TI(180),FE-TI(180),MG-TI(180),CA-TI(180),K-TI(180),NA-TI(180),CD-TI(180) |
| L2232278-08F | Glass 250ml/8oz unpreserved | B | NA | | 4.2 | Y | Absent | | TCN-9010(14),NYTCL-8270(14),NYTCL-8081(14),NYTCL-8082(365) |
| L2232278-08X | Vial MeOH preserved split | B | NA | | 4.2 | Y | Absent | | NYTCL-8260HLW(14) |
| L2232278-08Y | Vial Water preserved split | B | NA | | 4.2 | Y | Absent | 17-JUN-22 11:27 | NYTCL-8260HLW(14) |
| L2232278-08Z | Vial Water preserved split | B | NA | | 4.2 | Y | Absent | 17-JUN-22 11:27 | NYTCL-8260HLW(14) |
| L2232278-09A | 5 gram Encore Sampler | B | NA | | 4.2 | Y | Absent | | NYTCL-8260HLW(14) |
| L2232278-09B | 5 gram Encore Sampler | B | NA | | 4.2 | Y | Absent | | NYTCL-8260HLW(14) |
| L2232278-09C | 5 gram Encore Sampler | B | NA | | 4.2 | Y | Absent | | NYTCL-8260HLW(14) |
| L2232278-09D | Plastic 2oz unpreserved for TS | B | NA | | 4.2 | Y | Absent | | TS(7) |
| L2232278-09E | Metals Only-Glass 60mL/2oz unpreserved | B | NA | | 4.2 | Y | Absent | | BE-TI(180),AS-TI(180),BA-TI(180),AG-TI(180),CR-TI(180),TL-TI(180),AL-TI(180),NI-TI(180),ZN-TI(180),SE-TI(180),CU-TI(180),SB-TI(180),PB-TI(180),CO-TI(180),V-TI(180),MG-TI(180),MN-TI(180),HG-T(28),FE-TI(180),CD-TI(180),K-TI(180),CA-TI(180),NA-TI(180) |
| L2232278-09F | Glass 250ml/8oz unpreserved | B | NA | | 4.2 | Y | Absent | | NYTCL-8270(14),TCN-9010(14),NYTCL-8081(14),NYTCL-8082(365) |



*Values in parentheses indicate holding time in days

**Project Name:** PORT CHESTER
**Project Number:** 12166:2B

**Lab Number:** L2232278
**Report Date:** 07/13/22

## Container Information

| Container ID | Container Type | Cooler | Initial pH | Final pH | Temp deg C | Pres | Seal | Frozen Date/Time | Analysis(*) |
|---|---|---|---|---|---|---|---|---|---|
| L2232278-09X | Vial MeOH preserved split | B | NA | | 4.2 | Y | Absent | | NYTCL-8260HLW(14) |
| L2232278-09Y | Vial Water preserved split | B | NA | | 4.2 | Y | Absent | 17-JUN-22 11:27 | NYTCL-8260HLW(14) |
| L2232278-09Z | Vial Water preserved split | B | NA | | 4.2 | Y | Absent | 17-JUN-22 11:27 | NYTCL-8260HLW(14) |
| L2232278-10A | 5 gram Encore Sampler | B | NA | | 4.2 | Y | Absent | | NYTCL-8260HLW(14) |
| L2232278-10B | 5 gram Encore Sampler | B | NA | | 4.2 | Y | Absent | | NYTCL-8260HLW(14) |
| L2232278-10C | 5 gram Encore Sampler | B | NA | | 4.2 | Y | Absent | | NYTCL-8260HLW(14) |
| L2232278-10D | Plastic 2oz unpreserved for TS | B | NA | | 4.2 | Y | Absent | | TS(7) |
| L2232278-10E | Metals Only-Glass 60mL/2oz unpreserved | B | NA | | 4.2 | Y | Absent | | BE-TI(180),BA-TI(180),AS-TI(180),AG-TI(180),AL-TI(180),NI-TI(180),TL-TI(180),CR-TI(180),SB-TI(180),PB-TI(180),CU-TI(180),SE-TI(180),ZN-TI(180),V-TI(180),CO-TI(180),MG-TI(180),FE-TI(180),HG-T(28),MN-TI(180),CD-TI(180),K-TI(180),CA-TI(180),NA-TI(180) |
| L2232278-10F | Glass 250ml/8oz unpreserved | B | NA | | 4.2 | Y | Absent | | TCN-9010(14),NYTCL-8270(14),NYTCL-8081(14),NYTCL-8082(365) |
| L2232278-10X | Vial MeOH preserved split | B | NA | | 4.2 | Y | Absent | | NYTCL-8260HLW(14) |
| L2232278-10Y | Vial Water preserved split | B | NA | | 4.2 | Y | Absent | 17-JUN-22 11:27 | NYTCL-8260HLW(14) |
| L2232278-10Z | Vial Water preserved split | B | NA | | 4.2 | Y | Absent | 17-JUN-22 11:27 | NYTCL-8260HLW(14) |
| L2232278-11A | 5 gram Encore Sampler | B | NA | | 4.2 | Y | Absent | | NYTCL-8260HLW(14) |
| L2232278-11B | 5 gram Encore Sampler | B | NA | | 4.2 | Y | Absent | | NYTCL-8260HLW(14) |
| L2232278-11C | 5 gram Encore Sampler | B | NA | | 4.2 | Y | Absent | | NYTCL-8260HLW(14) |
| L2232278-11D | Plastic 2oz unpreserved for TS | B | NA | | 4.2 | Y | Absent | | TS(7) |
| L2232278-11E | Metals Only-Glass 60mL/2oz unpreserved | B | NA | | 4.2 | Y | Absent | | BE-TI(180),BA-TI(180),AS-TI(180),AG-TI(180),CR-TI(180),NI-TI(180),AL-TI(180),TL-TI(180),SB-TI(180),CU-TI(180),ZN-TI(180),PB-TI(180),SE-TI(180),V-TI(180),CO-TI(180),MG-TI(180),HG-T(28),MN-TI(180),FE-TI(180),CA-TI(180),K-TI(180),CD-TI(180),NA-TI(180) |
| L2232278-11F | Glass 250ml/8oz unpreserved | B | NA | | 4.2 | Y | Absent | | NYTCL-8270(14),TCN-9010(14),NYTCL-8081(14),NYTCL-8082(365) |
| L2232278-11X | Vial MeOH preserved split | B | NA | | 4.2 | Y | Absent | | NYTCL-8260HLW(14) |
| L2232278-11Y | Vial Water preserved split | B | NA | | 4.2 | Y | Absent | 17-JUN-22 11:28 | NYTCL-8260HLW(14) |
| L2232278-11Z | Vial Water preserved split | B | NA | | 4.2 | Y | Absent | 17-JUN-22 11:28 | NYTCL-8260HLW(14) |
| L2232278-12A | 5 gram Encore Sampler | B | NA | | 4.2 | Y | Absent | | NYTCL-8260HLW(14) |
| L2232278-12B | 5 gram Encore Sampler | B | NA | | 4.2 | Y | Absent | | NYTCL-8260HLW(14) |

*Values in parentheses indicate holding time in days

**Project Name:** PORT CHESTER
**Project Number:** 12166:2B

**Lab Number:** L2232278
**Report Date:** 07/13/22

## Container Information

| Container ID | Container Type | Cooler | Initial pH | Final pH | Temp deg C | Pres | Seal | Frozen Date/Time | Analysis(*) |
|---|---|---|---|---|---|---|---|---|---|
| L2232278-12C | 5 gram Encore Sampler | B | NA | | 4.2 | Y | Absent | | NYTCL-8260HLW(14) |
| L2232278-12D | Plastic 2oz unpreserved for TS | B | NA | | 4.2 | Y | Absent | | TS(7) |
| L2232278-12E | Metals Only-Glass 60mL/2oz unpreserved | B | NA | | 4.2 | Y | Absent | | BE-TI(180),BA-TI(180),AS-TI(180),AG-TI(180),AL-TI(180),CR-TI(180),TL-TI(180),NI-TI(180),SB-TI(180),PB-TI(180),CU-TI(180),SE-TI(180),ZN-TI(180),CO-TI(180),V-TI(180),FE-TI(180),MG-TI(180),MN-TI(180),HG-T(28),K-TI(180),NA-TI(180),CD-TI(180),CA-TI(180) |
| L2232278-12F | Glass 250ml/8oz unpreserved | B | NA | | 4.2 | Y | Absent | | NYTCL-8270(14),TCN-9010(14),NYTCL-8081(14),NYTCL-8082(365) |
| L2232278-12X | Vial MeOH preserved split | B | NA | | 4.2 | Y | Absent | | NYTCL-8260HLW(14) |
| L2232278-12Y | Vial Water preserved split | B | NA | | 4.2 | Y | Absent | 17-JUN-22 11:28 | NYTCL-8260HLW(14) |
| L2232278-12Z | Vial Water preserved split | B | NA | | 4.2 | Y | Absent | 17-JUN-22 11:28 | NYTCL-8260HLW(14) |
| L2232278-13A | 5 gram Encore Sampler | B | NA | | 4.2 | Y | Absent | | NYTCL-8260HLW(14) |
| L2232278-13B | 5 gram Encore Sampler | B | NA | | 4.2 | Y | Absent | | NYTCL-8260HLW(14) |
| L2232278-13C | 5 gram Encore Sampler | B | NA | | 4.2 | Y | Absent | | NYTCL-8260HLW(14) |
| L2232278-13D | Plastic 2oz unpreserved for TS | B | NA | | 4.2 | Y | Absent | | TS(7) |
| L2232278-13E | Metals Only-Glass 60mL/2oz unpreserved | B | NA | | 4.2 | Y | Absent | | BE-TI(180),BA-TI(180),AS-TI(180),AG-TI(180),NI-TI(180),TL-TI(180),AL-TI(180),CR-TI(180),CU-TI(180),ZN-TI(180),SE-TI(180),PB-TI(180),SB-TI(180),V-TI(180),CO-TI(180),FE-TI(180),MN-TI(180),MG-TI(180),HG-T(28),K-TI(180),CA-TI(180),NA-TI(180),CD-TI(180) |
| L2232278-13F | Glass 250ml/8oz unpreserved | B | NA | | 4.2 | Y | Absent | | TCN-9010(14),NYTCL-8270(14),NYTCL-8081(14),NYTCL-8082(365) |
| L2232278-13X | Vial MeOH preserved split | B | NA | | 4.2 | Y | Absent | | NYTCL-8260HLW(14) |
| L2232278-13Y | Vial Water preserved split | B | NA | | 4.2 | Y | Absent | 17-JUN-22 11:28 | NYTCL-8260HLW(14) |
| L2232278-13Z | Vial Water preserved split | B | NA | | 4.2 | Y | Absent | 17-JUN-22 11:28 | NYTCL-8260HLW(14) |
| L2232278-14A | Vial HCl preserved | A | NA | | 5.2 | Y | Absent | | NYTCL-8260(14) |
| L2232278-14B | Vial HCl preserved | A | NA | | 5.2 | Y | Absent | | NYTCL-8260(14) |
| L2232278-14C | Vial HCl preserved | A | NA | | 5.2 | Y | Absent | | NYTCL-8260(14) |
| L2232278-14D | Plastic 250ml unpreserved | C | NA | | 2.4 | Y | Absent | | A2-NY-537-ISOTOPE(14) |
| L2232278-14E | Plastic 250ml unpreserved | C | NA | | 2.4 | Y | Absent | | A2-NY-537-ISOTOPE(14) |



*Values in parentheses indicate holding time in days

**Project Name:** PORT CHESTER
**Project Number:** 12166:2B

**Lab Number:** L2232278
**Report Date:** 07/13/22

## Container Information

| Container ID | Container Type | Cooler | Initial pH | Final pH | Temp deg C | Pres | Seal | Frozen Date/Time | Analysis(*) |
|---|---|---|---|---|---|---|---|---|---|
| L2232278-14F | Plastic 250ml HNO3 preserved | A | <2 | <2 | 5.2 | Y | Absent | | FE-6020T(180),TL-6020T(180),BA-6020T(180),SE-6020T(180),CR-6020T(180),CA-6020T(180),NI-6020T(180),K-6020T(180),NA-6020T(180),ZN-6020T(180),CU-6020T(180),PB-6020T(180),BE-6020T(180),MN-6020T(180),V-6020T(180),AS-6020T(180),SB-6020T(180),AG-6020T(180),CD-6020T(180),AL-6020T(180),MG-6020T(180),HG-T(28),CO-6020T(180) |
| L2232278-14G | Plastic 250ml NaOH preserved | A | >12 | >12 | 5.2 | Y | Absent | | TCN-9010(14) |
| L2232278-14H | Amber 120ml unpreserved | A | 7 | 7 | 5.2 | Y | Absent | | NYTCL-8081(7) |
| L2232278-14I | Amber 120ml unpreserved | A | 7 | 7 | 5.2 | Y | Absent | | NYTCL-8081(7) |
| L2232278-14J | Amber 120ml unpreserved | A | 7 | 7 | 5.2 | Y | Absent | | NYTCL-8082-LVI(365) |
| L2232278-14K | Amber 120ml unpreserved | A | 7 | 7 | 5.2 | Y | Absent | | NYTCL-8082-LVI(365) |
| L2232278-14L | Amber 250ml unpreserved | A | 7 | 7 | 5.2 | Y | Absent | | A2-1,4-DIOXANE-SIM(7) |
| L2232278-14M | Amber 250ml unpreserved | A | 7 | 7 | 5.2 | Y | Absent | | A2-1,4-DIOXANE-SIM(7) |
| L2232278-14N | Amber 250ml unpreserved | A | 7 | 7 | 5.2 | Y | Absent | | NYTCL-8270-SIM-LVI(7),NYTCL-8270-LVI(7) |
| L2232278-14O | Amber 250ml unpreserved | A | 7 | 7 | 5.2 | Y | Absent | | NYTCL-8270-SIM-LVI(7),NYTCL-8270-LVI(7) |
| L2232278-15A | Vial HCl preserved | A | NA | | 5.2 | Y | Absent | | NYTCL-8260(14) |
| L2232278-15B | Vial HCl preserved | A | NA | | 5.2 | Y | Absent | | NYTCL-8260(14) |
| L2232278-15C | Vial HCl preserved | A | NA | | 5.2 | Y | Absent | | NYTCL-8260(14) |
| L2232278-15D | Plastic 250ml unpreserved | C | NA | | 2.4 | Y | Absent | | A2-NY-537-ISOTOPE(14) |
| L2232278-15E | Plastic 250ml unpreserved | C | NA | | 2.4 | Y | Absent | | A2-NY-537-ISOTOPE(14) |
| L2232278-15F | Plastic 250ml HNO3 preserved | A | <2 | <2 | 5.2 | Y | Absent | | BA-6020T(180),FE-6020T(180),TL-6020T(180),SE-6020T(180),NI-6020T(180),CA-6020T(180),K-6020T(180),CR-6020T(180),CU-6020T(180),NA-6020T(180),ZN-6020T(180),PB-6020T(180),BE-6020T(180),MN-6020T(180),SB-6020T(180),AS-6020T(180),V-6020T(180),CD-6020T(180),MG-6020T(180),AG-6020T(180),AL-6020T(180),HG-T(28),CO-6020T(180) |
| L2232278-15G | Plastic 250ml NaOH preserved | A | >12 | >12 | 5.2 | Y | Absent | | TCN-9010(14) |
| L2232278-15H | Amber 120ml unpreserved | A | 7 | 7 | 5.2 | Y | Absent | | NYTCL-8081(7) |
| L2232278-15I | Amber 120ml unpreserved | A | 7 | 7 | 5.2 | Y | Absent | | NYTCL-8081(7) |
| L2232278-15J | Amber 120ml unpreserved | A | 7 | 7 | 5.2 | Y | Absent | | NYTCL-8082-LVI(365) |



*Values in parentheses indicate holding time in days

**Project Name:** PORT CHESTER
**Project Number:** 12166:2B

**Lab Number:** L2232278
**Report Date:** 07/13/22

## Container Information

| Container ID | Container Type | Cooler | Initial pH | Final pH | Temp deg C | Pres | Seal | Frozen Date/Time | Analysis(*) |
|---|---|---|---|---|---|---|---|---|---|
| L2232278-15K | Amber 120ml unpreserved | A | 7 | 7 | 5.2 | Y | Absent | | NYTCL-8082-LVI(365) |
| L2232278-15L | Amber 250ml unpreserved | A | 7 | 7 | 5.2 | Y | Absent | | A2-1,4-DIOXANE-SIM(7) |
| L2232278-15M | Amber 250ml unpreserved | A | 7 | 7 | 5.2 | Y | Absent | | A2-1,4-DIOXANE-SIM(7) |
| L2232278-15N | Amber 250ml unpreserved | A | 7 | 7 | 5.2 | Y | Absent | | NYTCL-8270-SIM-LVI(7),NYTCL-8270-LVI(7) |
| L2232278-15O | Amber 250ml unpreserved | A | 7 | 7 | 5.2 | Y | Absent | | NYTCL-8270-SIM-LVI(7),NYTCL-8270-LVI(7) |
| L2232278-16A | Vial HCl preserved | A | NA | | 5.2 | Y | Absent | | NYTCL-8260(14) |
| L2232278-16B | Vial HCl preserved | A | NA | | 5.2 | Y | Absent | | NYTCL-8260(14) |
| L2232278-16C | Vial HCl preserved | A | NA | | 5.2 | Y | Absent | | NYTCL-8260(14) |
| L2232278-16D | Vial HCl preserved | A | NA | | 5.2 | Y | Absent | | NYTCL-8260(14) |
| L2232278-17A | Vial HCl preserved | A | NA | | 5.2 | Y | Absent | | ARCHIVE() |
| L2232278-17B | Vial HCl preserved | A | NA | | 5.2 | Y | Absent | | ARCHIVE() |
| L2232278-17C | Vial HCl preserved | A | NA | | 5.2 | Y | Absent | | ARCHIVE() |
| L2232278-17D | Vial HCl preserved | A | NA | | 5.2 | Y | Absent | | ARCHIVE() |
| L2232278-17E | Plastic 250ml unpreserved | C | NA | | 2.4 | Y | Absent | | HOLD-537(14) |
| L2232278-18A | Plastic 250ml unpreserved | C | NA | | 2.4 | Y | Absent | | HOLD-537(14) |

## Container Comments

| | |
|---|---|
| L2232278-01D | Container Received Empty |



*Values in parentheses indicate holding time in days

**Project Name:** PORT CHESTER
**Project Number:** 12166:2B

**Lab Number:** L2232278
**Report Date:** 07/13/22

## PFAS PARAMETER SUMMARY

| Parameter | Acronym | CAS Number |
|---|---|---|
| PERFLUOROALKYL CARBOXYLIC ACIDS (PFCAs) | | |
| Perfluorooctadecanoic Acid | PFODA | 16517-11-6 |
| Perfluorohexadecanoic Acid | PFHxDA | 67905-19-5 |
| Perfluorotetradecanoic Acid | PFTA | 376-06-7 |
| Perfluorotridecanoic Acid | PFTrDA | 72629-94-8 |
| Perfluorododecanoic Acid | PFDoA | 307-55-1 |
| Perfluoroundecanoic Acid | PFUnA | 2058-94-8 |
| Perfluorodecanoic Acid | PFDA | 335-76-2 |
| Perfluorononanoic Acid | PFNA | 375-95-1 |
| Perfluorooctanoic Acid | PFOA | 335-67-1 |
| Perfluoroheptanoic Acid | PFHpA | 375-85-9 |
| Perfluorohexanoic Acid | PFHxA | 307-24-4 |
| Perfluoropentanoic Acid | PFPeA | 2706-90-3 |
| Perfluorobutanoic Acid | PFBA | 375-22-4 |
| PERFLUOROALKYL SULFONIC ACIDS (PFSAs) | | |
| Perfluorododecanesulfonic Acid | PFDoDS | 79780-39-5 |
| Perfluorodecanesulfonic Acid | PFDS | 335-77-3 |
| Perfluorononanesulfonic Acid | PFNS | 68259-12-1 |
| Perfluorooctanesulfonic Acid | PFOS | 1763-23-1 |
| Perfluoroheptanesulfonic Acid | PFHpS | 375-92-8 |
| Perfluorohexanesulfonic Acid | PFHxS | 355-46-4 |
| Perfluoropentanesulfonic Acid | PFPeS | 2706-91-4 |
| Perfluorobutanesulfonic Acid | PFBS | 375-73-5 |
| FLUOROTELOMERS | | |
| 1H,1H,2H,2H-Perfluorododecanesulfonic Acid | 10:2FTS | 120226-60-0 |
| 1H,1H,2H,2H-Perfluorodecanesulfonic Acid | 8:2FTS | 39108-34-4 |
| 1H,1H,2H,2H-Perfluorooctanesulfonic Acid | 6:2FTS | 27619-97-2 |
| 1H,1H,2H,2H-Perfluorohexanesulfonic Acid | 4:2FTS | 757124-72-4 |
| PERFLUOROALKANE SULFONAMIDES (FASAs) | | |
| Perfluorooctanesulfonamide | FOSA | 754-91-6 |
| N-Ethyl Perfluorooctane Sulfonamide | NEtFOSA | 4151-50-2 |
| N-Methyl Perfluorooctane Sulfonamide | NMeFOSA | 31506-32-8 |
| PERFLUOROALKANE SULFONYL SUBSTANCES | | |
| N-Ethyl Perfluorooctanesulfonamido Ethanol | NEtFOSE | 1691-99-2 |
| N-Methyl Perfluorooctanesulfonamido Ethanol | NMeFOSE | 24448-09-7 |
| N-Ethyl Perfluorooctanesulfonamidoacetic Acid | NEtFOSAA | 2991-50-6 |
| N-Methyl Perfluorooctanesulfonamidoacetic Acid | NMeFOSAA | 2355-31-9 |
| PER- and POLYFLUOROALKYL ETHER CARBOXYLIC ACIDS | | |
| 2,3,3,3-Tetrafluoro-2-[1,1,2,2,3,3,3-Heptafluoropropoxy]-Propanoic Acid | HFPO-DA | 13252-13-6 |
| 4,8-Dioxa-3h-Perfluorononanoic Acid | ADONA | 919005-14-4 |
| CHLORO-PERFLUOROALKYL SULFONIC ACIDS | | |
| 11-Chloroeicosafluoro-3-Oxaundecane-1-Sulfonic Acid | 11Cl-PF3OUdS | 763051-92-9 |
| 9-Chlorohexadecafluoro-3-Oxanone-1-Sulfonic Acid | 9Cl-PF3ONS | 756426-58-1 |
| PERFLUOROETHER SULFONIC ACIDS (PFESAs) | | |
| Perfluoro(2-Ethoxyethane)Sulfonic Acid | PFEESA | 113507-82-7 |
| PERFLUOROETHER/POLYETHER CARBOXYLIC ACIDS (PFPCAs) | | |
| Perfluoro-3-Methoxypropanoic Acid | PFMPA | 377-73-1 |
| Perfluoro-4-Methoxybutanoic Acid | PFMBA | 863090-89-5 |
| Nonafluoro-3,6-Dioxaheptanoic Acid | NFDHA | 151772-58-6 |

| | | | |
|---|---|---|---|
| **Project Name:** | PORT CHESTER | **Lab Number:** | L2232278 |
| **Project Number:** | 12166:2B | **Report Date:** | 07/13/22 |

## GLOSSARY

***Acronyms***

| | |
|---|---|
| DL | - Detection Limit: This value represents the level to which target analyte concentrations are reported as estimated values, when those target analyte concentrations are quantified below the limit of quantitation (LOQ). The DL includes any adjustments from dilutions, concentrations or moisture content, where applicable. (DoD report formats only.) |
| EDL | - Estimated Detection Limit: This value represents the level to which target analyte concentrations are reported as estimated values, when those target analyte concentrations are quantified below the reporting limit (RL). The EDL includes any adjustments from dilutions, concentrations or moisture content, where applicable. The use of EDLs is specific to the analysis of PAHs using Solid-Phase Microextraction (SPME). |
| EMPC | - Estimated Maximum Possible Concentration: The concentration that results from the signal present at the retention time of an analyte when the ions meet all of the identification criteria except the ion abundance ratio criteria. An EMPC is a worst-case estimate of the concentration. |
| EPA | - Environmental Protection Agency. |
| LCS | - Laboratory Control Sample: A sample matrix, free from the analytes of interest, spiked with verified known amounts of analytes or a material containing known and verified amounts of analytes. |
| LCSD | - Laboratory Control Sample Duplicate: Refer to LCS. |
| LFB | - Laboratory Fortified Blank: A sample matrix, free from the analytes of interest, spiked with verified known amounts of analytes or a material containing known and verified amounts of analytes. |
| LOD | - Limit of Detection: This value represents the level to which a target analyte can reliably be detected for a specific analyte in a specific matrix by a specific method. The LOD includes any adjustments from dilutions, concentrations or moisture content, where applicable. (DoD report formats only.) |
| LOQ | - Limit of Quantitation: The value at which an instrument can accurately measure an analyte at a specific concentration. The LOQ includes any adjustments from dilutions, concentrations or moisture content, where applicable. (DoD report formats only.)<br><br>Limit of Quantitation: The value at which an instrument can accurately measure an analyte at a specific concentration. The LOQ includes any adjustments from dilutions, concentrations or moisture content, where applicable. (DoD report formats only.) |
| MDL | - Method Detection Limit: This value represents the level to which target analyte concentrations are reported as estimated values, when those target analyte concentrations are quantified below the reporting limit (RL). The MDL includes any adjustments from dilutions, concentrations or moisture content, where applicable. |
| MS | - Matrix Spike Sample: A sample prepared by adding a known mass of target analyte to a specified amount of matrix sample for which an independent estimate of target analyte concentration is available. For Method 332.0, the spike recovery is calculated using the native concentration, including estimated values. |
| MSD | - Matrix Spike Sample Duplicate: Refer to MS. |
| NA | - Not Applicable. |
| NC | - Not Calculated: Term is utilized when one or more of the results utilized in the calculation are non-detect at the parameter's reporting unit. |
| NDPA/DPA | - N-Nitrosodiphenylamine/Diphenylamine. |
| NI | - Not Ignitable. |
| NP | - Non-Plastic: Term is utilized for the analysis of Atterberg Limits in soil. |
| NR | - No Results: Term is utilized when 'No Target Compounds Requested' is reported for the analysis of Volatile or Semivolatile Organic TIC only requests. |
| RL | - Reporting Limit: The value at which an instrument can accurately measure an analyte at a specific concentration. The RL includes any adjustments from dilutions, concentrations or moisture content, where applicable. |
| RPD | - Relative Percent Difference: The results from matrix and/or matrix spike duplicates are primarily designed to assess the precision of analytical results in a given matrix and are expressed as relative percent difference (RPD). Values which are less than five times the reporting limit for any individual parameter are evaluated by utilizing the absolute difference between the values; although the RPD value will be provided in the report. |
| SRM | - Standard Reference Material: A reference sample of a known or certified value that is of the same or similar matrix as the associated field samples. |
| STLP | - Semi-dynamic Tank Leaching Procedure per EPA Method 1315. |
| TEF | - Toxic Equivalency Factors: The values assigned to each dioxin and furan to evaluate their toxicity relative to 2,3,7,8-TCDD. |
| TEQ | - Toxic Equivalent: The measure of a sample's toxicity derived by multiplying each dioxin and furan by its corresponding TEF and then summing the resulting values. |
| TIC | - Tentatively Identified Compound: A compound that has been identified to be present and is not part of the target compound list (TCL) for the method and/or program. All TICs are qualitatively identified and reported as estimated concentrations. |

*Report Format: DU Report with 'J' Qualifiers*

| | | | |
|---|---|---|---|
| **Project Name:** | PORT CHESTER | **Lab Number:** | L2232278 |
| **Project Number:** | 12166:2B | **Report Date:** | 07/13/22 |

***Footnotes***

1 - The reference for this analyte should be considered modified since this analyte is absent from the target analyte list of the original method.

***Terms***

Analytical Method: Both the document from which the method originates and the analytical reference method. (Example: EPA 8260B is shown as 1,8260B.) The codes for the reference method documents are provided in the References section of the Addendum.

Chlordane: The target compound Chlordane (CAS No. 57-74-9) is reported for GC ECD analyses. Per EPA,this compound "refers to a mixture of chlordane isomers, other chlorinated hydrocarbons and numerous other components." (Reference: USEPA Toxicological Review of Chlordane, In Support of Summary Information on the Integrated Risk Information System (IRIS), December 1997.)

Difference: With respect to Total Oxidizable Precursor (TOP) Assay analysis, the difference is defined as the Post-Treatment value minus the Pre-Treatment value.

Final pH: As it pertains to Sample Receipt & Container Information section of the report, Final pH reflects pH of container determined after adjustment at the laboratory, if applicable. If no adjustment required, value reflects Initial pH.

Frozen Date/Time: With respect to Volatile Organics in soil, Frozen Date/Time reflects the date/time at which associated Reagent Water-preserved vials were initially frozen. Note: If frozen date/time is beyond 48 hours from sample collection, value will be reflected in 'bold'.

Gasoline Range Organics (GRO): Gasoline Range Organics (GRO) results include all chromatographic peaks eluting from Methyl tert butyl ether through Naphthalene, with the exception of GRO analysis in support of State of Ohio programs, which includes all chromatographic peaks eluting from Hexane through Dodecane.

Initial pH: As it pertains to Sample Receipt & Container Information section of the report, Initial pH reflects pH of container determined upon receipt, if applicable.

PAH Total: With respect to Alkylated PAH analyses, the 'PAHs, Total' result is defined as the summation of results for all or a subset of the following compounds: Naphthalene, C1-C4 Naphthalenes, 2-Methylnaphthalene, 1-Methylnaphthalene, Biphenyl, Acenaphthylene, Acenaphthene, Fluorene, C1-C3 Fluorenes, Phenanthrene, C1-C4 Phenanthrenes/Anthracenes, Anthracene, Fluoranthene, Pyrene, C1-C4 Fluoranthenes/Pyrenes, Benz(a)anthracene, Chrysene, C1-C4 Chrysenes, Benzo(b)fluoranthene, Benzo(j)+(k)fluoranthene, Benzo(e)pyrene, Benzo(a)pyrene, Perylene, Indeno(1,2,3-cd)pyrene, Dibenz(ah)+(ac)anthracene, Benzo(g,h,i)perylene. If a 'Total' result is requested, the results of its individual components will also be reported.

PFAS Total: With respect to PFAS analyses, the 'PFAS, Total (5)' result is defined as the summation of results for: PFHpA, PFHxS, PFOA, PFNA and PFOS. In addition, the 'PFAS, Total (6)' result is defined as the summation of results for: PFHpA, PFHxS, PFOA, PFNA, PFDA and PFOS. For MassDEP DW compliance analysis only, the 'PFAS, Total (6)' result is defined as the summation of results at or above the RL. Note: If a 'Total' result is requested, the results of its individual components will also be reported.

Total: With respect to Organic analyses, a 'Total' result is defined as the summation of results for individual isomers or Aroclors. If a 'Total' result is requested, the results of its individual components will also be reported. This is applicable to 'Total' results for methods 8260, 8081 and 8082.

***Data Qualifiers***

**A** - Spectra identified as "Aldol Condensates" are byproducts of the extraction/concentration procedures when acetone is introduced in the process.

**B** - The analyte was detected above the reporting limit in the associated method blank. Flag only applies to associated field samples that have detectable concentrations of the analyte at less than ten times (10x) the concentration found in the blank. For MCP-related projects, flag only applies to associated field samples that have detectable concentrations of the analyte at less than ten times (10x) the concentration found in the blank. For DOD-related projects, flag only applies to associated field samples that have detectable concentrations of the analyte at less than ten times (10x) the concentration found in the blank AND the analyte was detected above one-half the reporting limit (or above the reporting limit for common lab contaminants) in the associated method blank. For NJ-Air-related projects, flag only applies to associated field samples that have detectable concentrations of the analyte above the reporting limit. For NJ-related projects (excluding Air), flag only applies to associated field samples that have detectable concentrations of the analyte, which was detected above the reporting limit in the associated method blank or above five times the reporting limit for common lab contaminants (Phthalates, Acetone, Methylene Chloride, 2-Butanone).

**C** - Co-elution: The target analyte co-elutes with a known lab standard (i.e. surrogate, internal standards, etc.) for co-extracted analyses.

**D** - Concentration of analyte was quantified from diluted analysis. Flag only applies to field samples that have detectable concentrations of the analyte.

**E** - Concentration of analyte exceeds the range of the calibration curve and/or linear range of the instrument.

**F** - The ratio of quantifier ion response to qualifier ion response falls outside of the laboratory criteria. Results are considered to be an estimated maximum concentration.

**G** - The concentration may be biased high due to matrix interferences (i.e, co-elution) with non-target compound(s). The result should be considered estimated.

**H** - The analysis of pH was performed beyond the regulatory-required holding time of 15 minutes from the time of sample collection.

**I** - The lower value for the two columns has been reported due to obvious interference.

**J** - Estimated value. The Target analyte concentration is below the quantitation limit (RL), but above the Method Detection Limit (MDL) or Estimated Detection Limit (EDL) for SPME-related analyses. This represents an estimated concentration for Tentatively

| | | | |
|---|---|---|---|
| **Project Name:** | PORT CHESTER | **Lab Number:** | L2232278 |
| **Project Number:** | 12166:2B | **Report Date:** | 07/13/22 |

***Data Qualifiers***

Identified Compounds (TICs).

**M** - Reporting Limit (RL) exceeds the MCP CAM Reporting Limit for this analyte.

**ND** - Not detected at the method detection limit (MDL) for the sample, or estimated detection limit (EDL) for SPME-related analyses.

**NJ** - Presumptive evidence of compound. This represents an estimated concentration for Tentatively Identified Compounds (TICs), where the identification is based on a mass spectral library search.

**P** - The RPD between the results for the two columns exceeds the method-specified criteria.

**Q** - The quality control sample exceeds the associated acceptance criteria. For DOD-related projects, LCS and/or Continuing Calibration Standard exceedences are also qualified on all associated sample results. Note: This flag is not applicable for matrix spike recoveries when the sample concentration is greater than 4x the spike added or for batch duplicate RPD when the sample concentrations are less than 5x the RL. (Metals only.)

**R** - Analytical results are from sample re-analysis.

**RE** - Analytical results are from sample re-extraction.

**S** - Analytical results are from modified screening analysis.

**V** - The surrogate associated with this target analyte has a recovery outside the QC acceptance limits. (Applicable to MassDEP DW Compliance samples only.)

**Z** - The batch matrix spike and/or duplicate associated with this target analyte has a recovery/RPD outside the QC acceptance limits. (Applicable to MassDEP DW Compliance samples only.)

**Project Name:** PORT CHESTER **Lab Number:** L2232278
**Project Number:** 12166:2B **Report Date:** 07/13/22

## REFERENCES


1 Test Methods for Evaluating Solid Waste: Physical/Chemical Methods. EPA SW-846. Third Edition. Updates I - VI, 2018.

121 Standard Methods for the Examination of Water and Wastewater. APHA-AWWA-WEF. Standard Methods Online.

134 Determination of Selected Perfluorinated Alkyl Acids in Drinking Water by Solid Phase Extraction and Liquid Chromatography/Tandem Mass Spectrometry (LC/MS/MS) using Isotope Dilution. Alpha SOP 23528.


## LIMITATION OF LIABILITIES

Alpha Analytical performs services with reasonable care and diligence normal to the analytical testing laboratory industry. In the event of an error, the sole and exclusive responsibility of Alpha Analytical shall be to re-perform the work at it's own expense. In no event shall Alpha Analytical be held liable for any incidental, consequential or special damages, including but not limited to, damages in any way connected with the use of, interpretation of, information or analysis provided by Alpha Analytical.

We strongly urge our clients to comply with EPA protocol regarding sample volume, preservation, cooling, containers, sampling procedures, holding time and splitting of samples in the field.

# Certification Information

**The following analytes are not included in our Primary NELAP Scope of Accreditation:**

**Westborough Facility**
**EPA 624/624.1:** m/p-xylene, o-xylene, Naphthalene
**EPA 625/625.1:** alpha-Terpineol
**EPA 8260C/8260D:** NPW: 1,2,4,5-Tetramethylbenzene; 4-Ethyltoluene, Azobenzene; SCM: Iodomethane (methyl iodide), 1,2,4,5-Tetramethylbenzene; 4-Ethyltoluene.
**EPA 8270D/8270E:** NPW: Dimethylnaphthalene,1,4-Diphenylhydrazine, alpha-Terpineol; SCM: Dimethylnaphthalene,1,4-Diphenylhydrazine.
**SM4500**: NPW: Amenable Cyanide; SCM: Total Phosphorus, TKN, NO2, NO3.

**Mansfield Facility**
**SM 2540D:** TSS
**EPA 8082A:** NPW: PCB: 1, 5, 31, 87,101, 110, 141, 151, 153, 180, 183, 187.
**EPA TO-15:** Halothane, 2,4,4-Trimethyl-2-pentene, 2,4,4-Trimethyl-1-pentene, Thiophene, 2-Methylthiophene, 3-Methylthiophene, 2-Ethylthiophene, 1,2,3-Trimethylbenzene, Indan, Indene, 1,2,4,5-Tetramethylbenzene, Benzothiophene, 1-Methylnaphthalene.
**Biological Tissue Matrix:** EPA 3050B

**The following analytes are included in our Massachusetts DEP Scope of Accreditation**

**Westborough Facility:**

***Drinking Water***
**EPA 300.0**: Chloride, Nitrate-N, Fluoride, Sulfate; **EPA 353.2**: Nitrate-N, Nitrite-N; **SM4500NO3-F**: Nitrate-N, Nitrite-N; **SM4500F-C, SM4500CN-CE, EPA 180.1, SM2130B, SM4500Cl-D, SM2320B, SM2540C, SM4500H-B, SM4500NO2-B**
**EPA 332**: Perchlorate; **EPA 524.2:** THMs and VOCs; **EPA 504.1:** EDB, DBCP.
**Microbiology**: **SM9215B; SM9223-P/A, SM9223B-Colilert-QT,SM9222D**.

***Non-Potable Water***
**SM4500H,B, EPA 120.1, SM2510B, SM2540C, SM2320B, SM4500CL-E, SM4500F-BC, SM4500NH3-BH:** Ammonia-N and Kjeldahl-N, **EPA 350.1**: Ammonia-N, **LACHAT 10-107-06-1-B**: Ammonia-N, **EPA 351.1, SM4500NO3-F, EPA 353.2**: Nitrate-N, **SM4500P-E, SM4500P-B, E, SM4500SO4-E, SM5220D, EPA 410.4, SM5210B, SM5310C, SM4500CL-D, EPA 1664, EPA 420.1, SM4500-CN-CE, SM2540D, EPA 300: Chloride, Sulfate, Nitrate.**
**EPA 624.1**: Volatile Halocarbons & Aromatics,
**EPA 608.3**: Chlordane, Toxaphene, Aldrin, alpha-BHC, beta-BHC, gamma-BHC, delta-BHC, Dieldrin, DDD, DDE, DDT, Endosulfan I, Endosulfan II, Endosulfan sulfate, Endrin, Endrin Aldehyde, Heptachlor, Heptachlor Epoxide, PCBs
**EPA 625.1**: SVOC (Acid/Base/Neutral Extractables), **EPA 600/4-81-045**: PCB-Oil.
**Microbiology**: **SM9223B-Colilert-QT; Enterolert-QT, SM9221E, EPA 1600, EPA 1603, SM9222D.**

**Mansfield Facility:**

***Drinking Water***
**EPA 200.7:** Al, Ba, Cd, Cr, Cu, Fe, Mn, Ni, Na, Ag, Ca, Zn. **EPA 200.8:** Al, Sb, As, Ba, Be, Cd, Cr, Cu, Pb, Mn, Ni, Se, Ag, TL, Zn. **EPA 245.1** Hg.
**EPA 522, EPA 537.1.**

***Non-Potable Water***
**EPA 200.7:** Al, Sb, As, Be, Cd, Ca, Cr, Co, Cu, Fe, Pb, Mg, Mn, Mo, Ni, K, Se, Ag, Na, Sr, TL, Ti, V, Zn.
**EPA 200.8:** Al, Sb, As, Be, Cd, Cr, Cu, Fe, Pb, Mn, Ni, K, Se, Ag, Na, TL, Zn.
**EPA 245.1** Hg.
**SM2340B**

For a complete listing of analytes and methods, please contact your Alpha Project Manager.

# NEW YORK CHAIN OF CUSTODY

ALPHA ANALYTICAL

Westborough, MA 01581
8 Walkup Dr.
TEL: 508-898-9220
FAX: 508-898-9193

Mansfield, MA 02048
320 Forbes Blvd
TEL: 508-822-9300
FAX: 508-822-3288

**Service Centers**
Mahwah, NJ 07430: 35 Whitney Rd, Suite 5
Albany, NY 12205: 14 Walker Way
Tonawanda, NY 14150: 275 Cooper Ave, Suite 105

Page 1 of 2

Date Rec'd in Lab: 6/17/22

ALPHA Job #: L2232278

**Client Information**
Client: SESI
Address: 126 Maple Ave
Pine Brook NJ
Phone: 973-808-9050
Fax:
Email: monica.Norton@SESI.ORG

**Project Information**
Project Name: Port Chester
Project Location: New York
Project #: 12166.6
(Use Project name as Project #) ☐
Project Manager: Monica Norton
ALPHAQuote #:

**Turn-Around Time**
Standard ☒ Due Date:
Rush (only if pre approved) ☐ # of Days:

**Deliverables**
☐ ASP-A ☑ ASP-B
☐ EQuIS (1 File) ☑ EQuIS (4 File)
☐ Other

**Regulatory Requirement**
☐ NY TOGS ☐ NY Part 375
☐ AWQ Standards ☐ NY CP-51
☑ NY Restricted Use ☐ Other
☑ NY Unrestricted Use
☐ NYC Sewer Discharge

**Billing Information**
☐ Same as Client Info
PO #

**Disposal Site Information**
Please identify below location of applicable disposal facilities.
Disposal Facility:
☐ NJ ☐ NY
☐ Other:

These samples have been previously analyzed by Alpha ☐

**Other project specific requirements/comments:**

**Please specify Metals or TAL.**

**ANALYSIS**

**Sample Filtration**
☐ Done
☐ Lab to do
*Preservation*
☐ Lab to do
*(Please Specify below)*

| ALPHA Lab ID (Lab Use Only) | Sample ID | Collection Date | Collection Time | Sample Matrix | Sampler's Initials | TCL/TAL | | | | | | | | Sample Specific Comments | Total Bottle |
|---|---|---|---|---|---|---|---|---|---|---|---|---|---|---|---|
| 32278-01 | SB-3-6.5 | 6/16/22 | 915 | S | CB | X | | | | | | | | | |
| -02 | SB-4-13.5 | | 935 | | CB | X | | | | | | | | | |
| -03 | SB-5-1.5 | | 1000 | | CB | X | | | | | | | | | |
| -04 | SB-6-7.5 | | 1020 | | CB | X | | | | | | | | | |
| -05 | SB-7-13 | | 1115 | | CB | X | | | | | | | | | |
| -06 | SB-8-0.5 | | 1030 | | CB | X | | | | | | | | | |
| -07 | SB-9-0.5 | | 1040 | | CB | X | | | | | | | | | |
| -08 | SB-10-1.5 | | 1140 | | CB | X | | | | | | | | | |
| -09 | SB-11-1.5 | | 1155 | | CB | X | | | | | | | | | |
| -10 | SB-12-2.5 | | 1245 | | JRN | X | | | | | | | | | |

Preservative Code:
A = None
B = HCl
C = $HNO_3$
D = $H_2SO_4$
E = NaOH
F = MeOH
G = $NaHSO_4$
H = $Na_2S_2O_3$
K/E = Zn Ac/NaOH
O = Other

Container Code
P = Plastic
A = Amber Glass
V = Vial
G = Glass
B = Bacteria Cup
C = Cube
O = Other
E = Encore
D = BOD Bottle

Westboro: Certification No: MA935
Mansfield: Certification No: MA015

| | | | | | | | | | |
|---|---|---|---|---|---|---|---|---|---|
| Container Type | | | | | | | | | |
| Preservative | | | | | | | | | |

Please print clearly, legibly and completely. Samples can not be logged in and turnaround time clock will not start until any ambiguities are resolved. BY EXECUTING THIS COC, THE CLIENT HAS READ AND AGREES TO BE BOUND BY ALPHA'S TERMS & CONDITIONS. (See reverse side.)

| Relinquished By: | Date/Time | Received By: | Date/Time |
|---|---|---|---|
| | 1740 | | 1740 actually |
| | 1840 | R Vogel Qel | 6/16/22 1840 |
| R Vogel Qel | 6/16/22 1855 | AAL | 6/16 1930 |
| AAL | 6/16 | DMenna | 6/16 2210 |
| DMenna | 6/17 0030 | | 6/17/22 0030 |

Form No: 01-25 HC (rev. 30-Sept-2013)

ALPHA ANALYTICAL

Westborough, MA 01581
8 Walkup Dr.
TEL: 508-898-9220
FAX: 508-898-9193

Mansfield, MA 02048
320 Forbes Blvd
TEL: 508-822-9300
FAX: 508-822-3288

# NEW JERSEY CHAIN OF CUSTODY

**Service Centers**
Mahwah, NJ 07430: 35 Whitney Rd, Suite 5
Albany, NY 12205: 14 Walker Way
Tonawanda, NY 14150: 275 Cooper Ave, Suite 105

Page 2 of 2

Date Rec'd in Lab: 6/17/22

ALPHA Job #: L2232278

**Client Information**
Client: SESI
Address: 12 A Maple Ave
Pine Brook NJ
Phone: 973 808 9050
Fax:
Email: monica.norton@sesi.org

**Project Information**
Project Name: Fort Chester
Project Location: New York
Project #: 17166-6
(Use Project name as Project #) ☐
Project Manager: Monica Norton
ALPHAQuote #:

**Turn-Around Time**
Standard ☒ Due Date:
Rush (only if pre approved) ☐ # of Days:

**Deliverables**
☐ NJ Full / Reduced
☐ EQuIS (1 File) ☒ EQuIS (4 File)
☐ Other ☒ ASP-B

**Billing Information**
☐ Same as Client Info
PO #

**Regulatory Requirement**
☐ SRS Residential/Non Residential
☐ SRS Impact to Groundwater
☐ NJ Ground Water Quality Standards
☐ NJ IGW SPLP Leachate Criteria
☒ Other NY unrestricted & restricted

**Site Information**
Is this site impacted by Petroleum? Yes ☐
Petroleum Product:

These samples have been previously analyzed by Alpha ☐

**For EPH, selection is REQUIRED:**
☐ Category 1
☐ Category 2

**For VOC, selection is REQUIRED:**
☐ 1,4-Dioxane
☐ 8011

**Other project specific requirements/comments:**
Please specify Metals or TAL.

**Sample Filtration**
☐ Done
☐ Lab to do
**Preservation**
☐ Lab to do
(Please Specify below)

| ALPHA Lab ID (Lab Use Only) | Sample ID | Collection Date | Collection Time | Sample Matrix | Sampler's Initials | TCL/TAL | 1,4-Dioxane & PFAS | TCL VOC only | | | | | | Sample Specific Comments | Total Bottle |
|---|---|---|---|---|---|---|---|---|---|---|---|---|---|---|---|
| 32278-01 | SB-13-2.0 | 6/16/22 | 1300 | S | JRN | X | | | | | | | | | |
| -12 | SB-14-30 | | 1310 | | JRN | X | | | | | | | | | |
| -13 | SB-15-0.5 | | 1315 | | JRN | X | | | | | | | | | |
| -14 | TW-2 | | 10:10 | GW | | X | X | | | | | | | | |
| -15 | TW-3 | | 10:35 | GW | | X | X | | | | | | | | |
| -16 | Trip Blank | | — | — | | | | X | | | | | | | |
| | JRN | | | | | | | | | | | | | | |
| | | | | | | | | | | | | | | | |
| | | | | | | | | | | | | | | | |
| | | | | | | | | | | | | | | | |
| | | | | | | | | | | | | | | | |

Preservative Code:
A = None
B = HCl
C = $HNO_3$
D = $H_2SO_4$
E = NaOH
F = MeOH
G = $NaHSO_4$
H = $Na_2S_2O_3$
K/E = Zn Ac/NaOH
O = Other

Container Code
P = Plastic
A = Amber Glass
V = Vial
G = Glass
B = Bacteria Cup
C = Cube
O = Other
E = Encore
D = BOD Bottle

Westboro: Certification No: MA935
Mansfield: Certification No: MA015

| | | | | | | | | | |
|---|---|---|---|---|---|---|---|---|---|
| Container Type | | | | | | | | | |
| Preservative | | | | | | | | | |

| Relinquished By: | Date/Time | Received By: | Date/Time |
|---|---|---|---|
| John Norgard | 6-16-22 1840 | Reg Vogel | 6/16/22 1840 |
| Reg Vogel | 6/16/22 1855 | AAL | 6/16 1930 |
| AAL | 6/16 | Don Quarm | 6/16 2210 |
| Don Quarm | 6/17 0030 | | 6/17/22 0030 |

Please print clearly, legibly and completely. Samples can not be logged in and turnaround time clock will not start until any ambiguities are resolved. BY EXECUTING THIS COC, THE CLIENT HAS READ AND AGREES TO BE BOUND BY ALPHA'S TERMS & CONDITIONS. (See reverse side.)

Form No: 01-14 HC (rev. 30-Sept-2013)

Quantitation Report (QT/LSC Reviewed)

Data Path : I:\VOLATILES\VOA100\2022\220628N\
Data File : V00220628N21.D
Acq On : 29 Jun 2022 3:08 am
Operator : VOA100:JC
Sample : l2232278-02,31,6.49,5,,y,pri
Misc : WG1656806,ICAL19110
ALS Vial : 21 Sample Multiplier: 1

Quant Time: Jun 29 09:48:03 2022
Quant Method : I:\VOLATILES\VOA100\2022\220628N\V100_220620A_8260.m
Quant Title : VOLATILES BY GC/MS
QLast Update : Tue Jun 21 08:10:54 2022
Response via : Initial Calibration

Sub List : 8260-NYTCL - Megamix plus Diox20628N\V00220628N02.D•

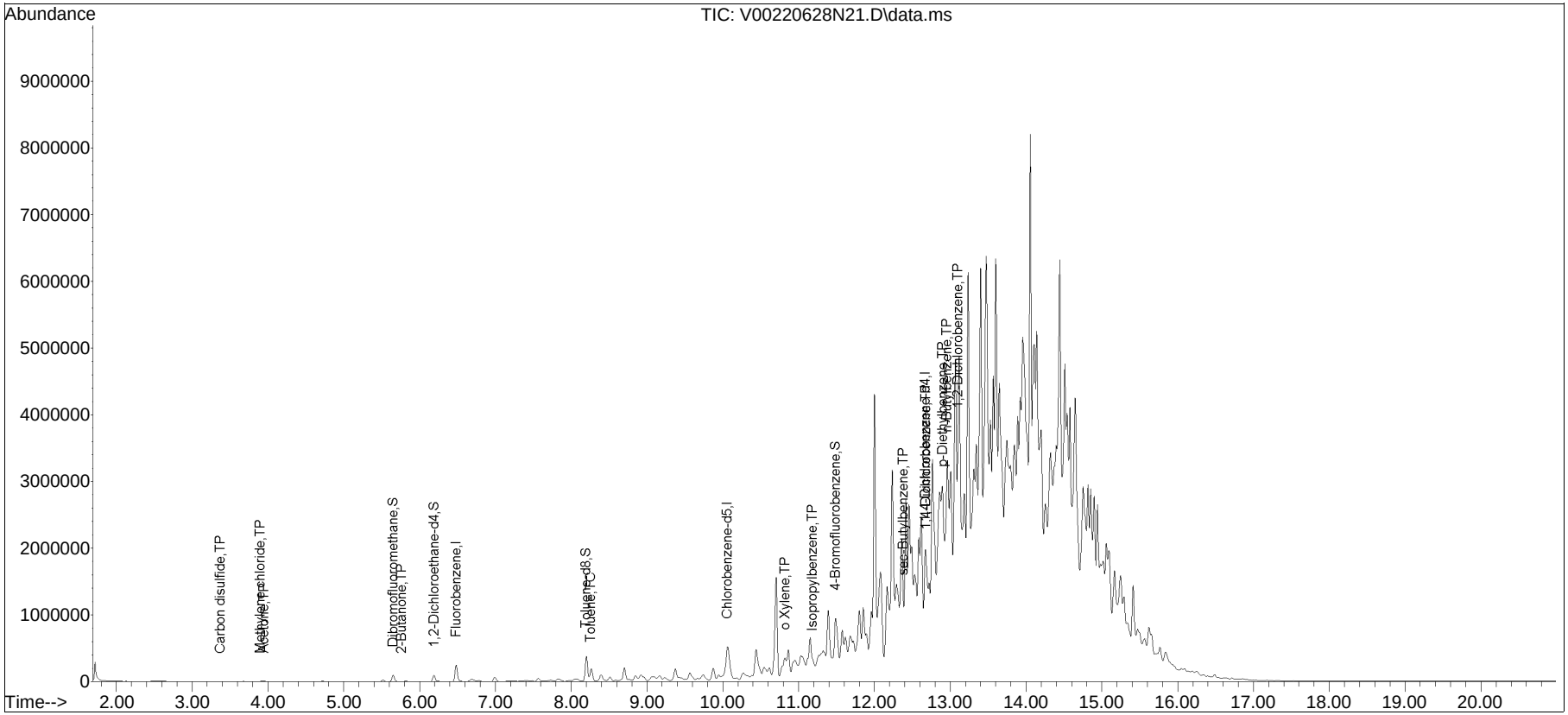

# ANALYTICAL REPORT

| | |
|---|---|
| Lab Number: | L2304283 |
| Client: | Soils Engineering Services, Inc.<br>959 Route 46E<br>Parsippany, NJ 07054 |
| ATTN: | Monica Norton |
| Phone: | (973) 808-9050 |
| Project Name: | NORTH MAIN STREET SITE |
| Project Number: | 12814, PHASE 3 |
| Report Date: | 01/31/23 |



Certifications & Approvals: MA (M-MA086), NH NELAP (2064), CT (PH-0574), IL (200077), ME (MA00086), MD (348), NJ (MA935), NY (11148), NC (25700/666), PA (68-03671), RI (LAO00065), TX (T104704476), VT (VT-0935), VA (460195), USDA (Permit #P330-17-00196).

Eight Walkup Drive, Westborough, MA 01581-1019
508-898-9220 (Fax) 508-898-9193 800-624-9220 - www.alphalab.com

**Project Name:** NORTH MAIN STREET SITE
**Project Number:** 12814, PHASE 3

**Lab Number:** L2304283
**Report Date:** 01/31/23

| Alpha Sample ID | Client ID | Matrix | Sample Location | Collection Date/Time | Receive Date |
|---|---|---|---|---|---|
| L2304283-01 | SB-201 (4.5-5) | SOIL | 128-158 NORTH MAIN ST. PORT CHESTER NY | 01/25/23 08:30 | 01/25/23 |

| | | | |
|---|---|---|---|
| **Project Name:** | NORTH MAIN STREET SITE | **Lab Number:** | L2304283 |
| **Project Number:** | 12814, PHASE 3 | **Report Date:** | 01/31/23 |

## Case Narrative

The samples were received in accordance with the Chain of Custody and no significant deviations were encountered during the preparation or analysis unless otherwise noted. Sample Receipt, Container Information, and the Chain of Custody are located at the back of the report.

Results contained within this report relate only to the samples submitted under this Alpha Lab Number and meet NELAP requirements for all NELAP accredited parameters unless otherwise noted in the following narrative. The data presented in this report is organized by parameter (i.e. VOC, SVOC, etc.). Sample specific Quality Control data (i.e. Surrogate Spike Recovery) is reported at the end of the target analyte list for each individual sample, followed by the Laboratory Batch Quality Control at the end of each parameter. Tentatively Identified Compounds (TICs), if requested, are reported for compounds identified to be present and are not part of the method/program Target Compound List, even if only a subset of the TCL are being reported. If a sample was re-analyzed or re-extracted due to a required quality control corrective action and if both sets of data are reported, the Laboratory ID of the re-analysis or re-extraction is designated with an "R" or "RE", respectively.

When multiple Batch Quality Control elements are reported (e.g. more than one LCS), the associated samples for each element are noted in the grey shaded header line of each data table. Any Laboratory Batch, Sample Specific % recovery or RPD value that is outside the listed Acceptance Criteria is bolded in the report. In reference to questions H (CAM) or 4 (RCP) when "NO" is checked, the performance criteria for CAM and RCP methods allow for some quality control failures to occur and still be within method compliance. In these instances, the specific failure is not narrated but noted in the associated QC Outlier Summary Report, located directly after the Case Narrative. QC information is also incorporated in the Data Usability Assessment table (Format 11) of our Data Merger tool, where it can be reviewed in conjunction with the sample result, associated regulatory criteria and any associated data usability implications.

Soil/sediments, solids and tissues are reported on a dry weight basis unless otherwise noted. Definitions of all data qualifiers and acronyms used in this report are provided in the Glossary located at the back of the report.

HOLD POLICY - For samples submitted on hold, Alpha's policy is to hold samples (with the exception of Air canisters) free of charge for 21 calendar days from the date the project is completed. After 21 calendar days, we will dispose of all samples submitted including those put on hold unless you have contacted your Alpha Project Manager and made arrangements for Alpha to continue to hold the samples. Air canisters will be disposed after 3 business days from the date the project is completed.

Please contact Project Management at 800-624-9220 with any questions.

| | | | |
|---|---|---|---|
| **Project Name:** | NORTH MAIN STREET SITE | **Lab Number:** | L2304283 |
| **Project Number:** | 12814, PHASE 3 | **Report Date:** | 01/31/23 |

**Case Narrative (continued)**

Report Submission

All non-detect (ND) or estimated concentrations (J-qualified) have been quantitated to the limit noted in the MDL column.

Total Metals

L2304283-01: The sample has elevated detection limits for all elements, with the exception of mercury, due to the dilution required by the sample matrix.

I, the undersigned, attest under the pains and penalties of perjury that, to the best of my knowledge and belief and based upon my personal inquiry of those responsible for providing the information contained in this analytical report, such information is accurate and complete. This certificate of analysis is not complete unless this page accompanies any and all pages of this report.

Authorized Signature: Melissa Sturgis Melissa Sturgis

Title: Technical Director/Representative Date: 01/31/23

# ORGANICS

# VOLATILES

**Project Name:** NORTH MAIN STREET SITE **Lab Number:** L2304283

**Project Number:** 12814, PHASE 3 **Report Date:** 01/31/23

## SAMPLE RESULTS

Lab ID: L2304283-01
Client ID: SB-201 (4.5-5)
Sample Location: 128-158 NORTH MAIN ST. PORT CHESTER NY

Date Collected: 01/25/23 08:30
Date Received: 01/25/23
Field Prep: Not Specified

Sample Depth:
Matrix: Soil
Analytical Method: 1,8260D
Analytical Date: 01/27/23 15:09
Analyst: AJK
Percent Solids: 85%

| Parameter | Result | Qualifier | Units | RL | MDL | Dilution Factor |
|---|---|---|---|---|---|---|
| **Volatile Organics by EPA 5035 Low - Westborough Lab** | | | | | | |
| Methylene chloride | ND | | ug/kg | 5.1 | 2.3 | 1 |
| 1,1-Dichloroethane | ND | | ug/kg | 1.0 | 0.15 | 1 |
| Chloroform | ND | | ug/kg | 1.5 | 0.14 | 1 |
| Carbon tetrachloride | ND | | ug/kg | 1.0 | 0.23 | 1 |
| 1,2-Dichloropropane | ND | | ug/kg | 1.0 | 0.13 | 1 |
| Dibromochloromethane | ND | | ug/kg | 1.0 | 0.14 | 1 |
| 1,1,2-Trichloroethane | ND | | ug/kg | 1.0 | 0.27 | 1 |
| Tetrachloroethene | ND | | ug/kg | 0.51 | 0.20 | 1 |
| Chlorobenzene | ND | | ug/kg | 0.51 | 0.13 | 1 |
| Trichlorofluoromethane | ND | | ug/kg | 4.1 | 0.71 | 1 |
| 1,2-Dichloroethane | ND | | ug/kg | 1.0 | 0.26 | 1 |
| 1,1,1-Trichloroethane | ND | | ug/kg | 0.51 | 0.17 | 1 |
| Bromodichloromethane | ND | | ug/kg | 0.51 | 0.11 | 1 |
| trans-1,3-Dichloropropene | ND | | ug/kg | 1.0 | 0.28 | 1 |
| cis-1,3-Dichloropropene | ND | | ug/kg | 0.51 | 0.16 | 1 |
| 1,3-Dichloropropene, Total | ND | | ug/kg | 0.51 | 0.16 | 1 |
| 1,1-Dichloropropene | ND | | ug/kg | 0.51 | 0.16 | 1 |
| Bromoform | ND | | ug/kg | 4.1 | 0.25 | 1 |
| 1,1,2,2-Tetrachloroethane | ND | | ug/kg | 0.51 | 0.17 | 1 |
| Benzene | ND | | ug/kg | 0.51 | 0.17 | 1 |
| Toluene | ND | | ug/kg | 1.0 | 0.55 | 1 |
| Ethylbenzene | ND | | ug/kg | 1.0 | 0.14 | 1 |
| Chloromethane | ND | | ug/kg | 4.1 | 0.95 | 1 |
| Bromomethane | ND | | ug/kg | 2.0 | 0.59 | 1 |
| Vinyl chloride | ND | | ug/kg | 1.0 | 0.34 | 1 |
| Chloroethane | ND | | ug/kg | 2.0 | 0.46 | 1 |
| 1,1-Dichloroethene | ND | | ug/kg | 1.0 | 0.24 | 1 |
| trans-1,2-Dichloroethene | ND | | ug/kg | 1.5 | 0.14 | 1 |

**Project Name:** NORTH MAIN STREET SITE **Lab Number:** L2304283

**Project Number:** 12814, PHASE 3 **Report Date:** 01/31/23

**SAMPLE RESULTS**

Lab ID: L2304283-01 Date Collected: 01/25/23 08:30

Client ID: SB-201 (4.5-5) Date Received: 01/25/23

Sample Location: 128-158 NORTH MAIN ST. PORT CHESTER NY Field Prep: Not Specified

Sample Depth:

| Parameter | Result | Qualifier | Units | RL | MDL | Dilution Factor |
|---|---|---|---|---|---|---|
| Volatile Organics by EPA 5035 Low - Westborough Lab | | | | | | |
| Trichloroethene | ND | | ug/kg | 0.51 | 0.14 | 1 |
| 1,2-Dichlorobenzene | ND | | ug/kg | 2.0 | 0.15 | 1 |
| 1,3-Dichlorobenzene | ND | | ug/kg | 2.0 | 0.15 | 1 |
| 1,4-Dichlorobenzene | ND | | ug/kg | 2.0 | 0.17 | 1 |
| Methyl tert butyl ether | ND | | ug/kg | 2.0 | 0.20 | 1 |
| p/m-Xylene | ND | | ug/kg | 2.0 | 0.57 | 1 |
| o-Xylene | ND | | ug/kg | 1.0 | 0.30 | 1 |
| Xylenes, Total | ND | | ug/kg | 1.0 | 0.30 | 1 |
| cis-1,2-Dichloroethene | ND | | ug/kg | 1.0 | 0.18 | 1 |
| 1,2-Dichloroethene, Total | ND | | ug/kg | 1.0 | 0.14 | 1 |
| Dibromomethane | ND | | ug/kg | 2.0 | 0.24 | 1 |
| Styrene | ND | | ug/kg | 1.0 | 0.20 | 1 |
| Dichlorodifluoromethane | ND | | ug/kg | 10 | 0.93 | 1 |
| Acetone | ND | | ug/kg | 10 | 4.9 | 1 |
| Carbon disulfide | ND | | ug/kg | 10 | 4.6 | 1 |
| 2-Butanone | ND | | ug/kg | 10 | 2.2 | 1 |
| Vinyl acetate | ND | | ug/kg | 10 | 2.2 | 1 |
| 4-Methyl-2-pentanone | ND | | ug/kg | 10 | 1.3 | 1 |
| 1,2,3-Trichloropropane | ND | | ug/kg | 2.0 | 0.13 | 1 |
| 2-Hexanone | ND | | ug/kg | 10 | 1.2 | 1 |
| Bromochloromethane | ND | | ug/kg | 2.0 | 0.21 | 1 |
| 2,2-Dichloropropane | ND | | ug/kg | 2.0 | 0.20 | 1 |
| 1,2-Dibromoethane | ND | | ug/kg | 1.0 | 0.28 | 1 |
| 1,3-Dichloropropane | ND | | ug/kg | 2.0 | 0.17 | 1 |
| 1,1,1,2-Tetrachloroethane | ND | | ug/kg | 0.51 | 0.13 | 1 |
| Bromobenzene | ND | | ug/kg | 2.0 | 0.15 | 1 |
| n-Butylbenzene | ND | | ug/kg | 1.0 | 0.17 | 1 |
| sec-Butylbenzene | ND | | ug/kg | 1.0 | 0.15 | 1 |
| tert-Butylbenzene | ND | | ug/kg | 2.0 | 0.12 | 1 |
| o-Chlorotoluene | ND | | ug/kg | 2.0 | 0.19 | 1 |
| p-Chlorotoluene | ND | | ug/kg | 2.0 | 0.11 | 1 |
| 1,2-Dibromo-3-chloropropane | ND | | ug/kg | 3.0 | 1.0 | 1 |
| Hexachlorobutadiene | ND | | ug/kg | 4.1 | 0.17 | 1 |
| Isopropylbenzene | ND | | ug/kg | 1.0 | 0.11 | 1 |
| p-Isopropyltoluene | ND | | ug/kg | 1.0 | 0.11 | 1 |
| Naphthalene | ND | | ug/kg | 4.1 | 0.66 | 1 |
| Acrylonitrile | ND | | ug/kg | 4.1 | 1.2 | 1 |

**Project Name:** NORTH MAIN STREET SITE **Lab Number:** L2304283

**Project Number:** 12814, PHASE 3 **Report Date:** 01/31/23

## SAMPLE RESULTS

Lab ID: L2304283-01 Date Collected: 01/25/23 08:30

Client ID: SB-201 (4.5-5) Date Received: 01/25/23

Sample Location: 128-158 NORTH MAIN ST. PORT CHESTER NY Field Prep: Not Specified

Sample Depth:

| Parameter | Result | Qualifier | Units | RL | MDL | Dilution Factor |
|---|---|---|---|---|---|---|
| **Volatile Organics by EPA 5035 Low - Westborough Lab** | | | | | | |
| n-Propylbenzene | ND | | ug/kg | 1.0 | 0.17 | 1 |
| 1,2,3-Trichlorobenzene | ND | | ug/kg | 2.0 | 0.33 | 1 |
| 1,2,4-Trichlorobenzene | ND | | ug/kg | 2.0 | 0.28 | 1 |
| 1,3,5-Trimethylbenzene | ND | | ug/kg | 2.0 | 0.20 | 1 |
| 1,2,4-Trimethylbenzene | ND | | ug/kg | 2.0 | 0.34 | 1 |
| 1,4-Dioxane | ND | | ug/kg | 81 | 36. | 1 |
| p-Diethylbenzene | ND | | ug/kg | 2.0 | 0.18 | 1 |
| p-Ethyltoluene | ND | | ug/kg | 2.0 | 0.39 | 1 |
| 1,2,4,5-Tetramethylbenzene | ND | | ug/kg | 2.0 | 0.19 | 1 |
| Ethyl ether | ND | | ug/kg | 2.0 | 0.35 | 1 |
| trans-1,4-Dichloro-2-butene | ND | | ug/kg | 5.1 | 1.4 | 1 |

Tentatively Identified Compounds

| | | | |
|---|---|---|---|
| No Tentatively Identified Compounds | ND | ug/kg | 1 |

| Surrogate | % Recovery | Qualifier | Acceptance Criteria |
|---|---|---|---|
| 1,2-Dichloroethane-d4 | 112 | | 70-130 |
| Toluene-d8 | 101 | | 70-130 |
| 4-Bromofluorobenzene | 102 | | 70-130 |
| Dibromofluoromethane | 106 | | 70-130 |

**Project Name:** NORTH MAIN STREET SITE **Lab Number:** L2304283

**Project Number:** 12814, PHASE 3 **Report Date:** 01/31/23

# Method Blank Analysis
## Batch Quality Control

Analytical Method: 1,8260D
Analytical Date: 01/27/23 10:22
Analyst: NLK

| Parameter | Result | Qualifier | Units | RL | MDL |
|---|---|---|---|---|---|
| Volatile Organics by EPA 5035 Low - Westborough Lab for sample(s): 01 Batch: WG1738222-5 | | | | | |
| Methylene chloride | ND | | ug/kg | 5.0 | 2.3 |
| 1,1-Dichloroethane | ND | | ug/kg | 1.0 | 0.14 |
| Chloroform | ND | | ug/kg | 1.5 | 0.14 |
| Carbon tetrachloride | ND | | ug/kg | 1.0 | 0.23 |
| 1,2-Dichloropropane | ND | | ug/kg | 1.0 | 0.12 |
| Dibromochloromethane | ND | | ug/kg | 1.0 | 0.14 |
| 1,1,2-Trichloroethane | ND | | ug/kg | 1.0 | 0.27 |
| Tetrachloroethene | ND | | ug/kg | 0.50 | 0.20 |
| Chlorobenzene | ND | | ug/kg | 0.50 | 0.13 |
| Trichlorofluoromethane | ND | | ug/kg | 4.0 | 0.70 |
| 1,2-Dichloroethane | ND | | ug/kg | 1.0 | 0.26 |
| 1,1,1-Trichloroethane | ND | | ug/kg | 0.50 | 0.17 |
| Bromodichloromethane | ND | | ug/kg | 0.50 | 0.11 |
| trans-1,3-Dichloropropene | ND | | ug/kg | 1.0 | 0.27 |
| cis-1,3-Dichloropropene | ND | | ug/kg | 0.50 | 0.16 |
| 1,3-Dichloropropene, Total | ND | | ug/kg | 0.50 | 0.16 |
| 1,1-Dichloropropene | ND | | ug/kg | 0.50 | 0.16 |
| Bromoform | ND | | ug/kg | 4.0 | 0.25 |
| 1,1,2,2-Tetrachloroethane | ND | | ug/kg | 0.50 | 0.17 |
| Benzene | ND | | ug/kg | 0.50 | 0.17 |
| Toluene | ND | | ug/kg | 1.0 | 0.54 |
| Ethylbenzene | ND | | ug/kg | 1.0 | 0.14 |
| Chloromethane | ND | | ug/kg | 4.0 | 0.93 |
| Bromomethane | ND | | ug/kg | 2.0 | 0.58 |
| Vinyl chloride | ND | | ug/kg | 1.0 | 0.34 |
| Chloroethane | ND | | ug/kg | 2.0 | 0.45 |
| 1,1-Dichloroethene | ND | | ug/kg | 1.0 | 0.24 |
| trans-1,2-Dichloroethene | ND | | ug/kg | 1.5 | 0.14 |
| Trichloroethene | ND | | ug/kg | 0.50 | 0.14 |

**Project Name:** NORTH MAIN STREET SITE **Lab Number:** L2304283

**Project Number:** 12814, PHASE 3 **Report Date:** 01/31/23

# Method Blank Analysis
## Batch Quality Control

Analytical Method: 1,8260D
Analytical Date: 01/27/23 10:22
Analyst: NLK

| Parameter | Result | Qualifier | Units | RL | MDL |
|---|---|---|---|---|---|
| Volatile Organics by EPA 5035 Low - Westborough Lab for sample(s): 01 Batch: WG1738222-5 | | | | | |
| 1,2-Dichlorobenzene | ND | | ug/kg | 2.0 | 0.14 |
| 1,3-Dichlorobenzene | ND | | ug/kg | 2.0 | 0.15 |
| 1,4-Dichlorobenzene | ND | | ug/kg | 2.0 | 0.17 |
| Methyl tert butyl ether | ND | | ug/kg | 2.0 | 0.20 |
| p/m-Xylene | ND | | ug/kg | 2.0 | 0.56 |
| o-Xylene | ND | | ug/kg | 1.0 | 0.29 |
| Xylenes, Total | ND | | ug/kg | 1.0 | 0.29 |
| cis-1,2-Dichloroethene | ND | | ug/kg | 1.0 | 0.18 |
| 1,2-Dichloroethene, Total | ND | | ug/kg | 1.0 | 0.14 |
| Dibromomethane | ND | | ug/kg | 2.0 | 0.24 |
| Styrene | ND | | ug/kg | 1.0 | 0.20 |
| Dichlorodifluoromethane | ND | | ug/kg | 10 | 0.92 |
| Acetone | ND | | ug/kg | 10 | 4.8 |
| Carbon disulfide | ND | | ug/kg | 10 | 4.6 |
| 2-Butanone | ND | | ug/kg | 10 | 2.2 |
| Vinyl acetate | ND | | ug/kg | 10 | 2.2 |
| 4-Methyl-2-pentanone | ND | | ug/kg | 10 | 1.3 |
| 1,2,3-Trichloropropane | ND | | ug/kg | 2.0 | 0.13 |
| 2-Hexanone | ND | | ug/kg | 10 | 1.2 |
| Bromochloromethane | ND | | ug/kg | 2.0 | 0.20 |
| 2,2-Dichloropropane | ND | | ug/kg | 2.0 | 0.20 |
| 1,2-Dibromoethane | ND | | ug/kg | 1.0 | 0.28 |
| 1,3-Dichloropropane | ND | | ug/kg | 2.0 | 0.17 |
| 1,1,1,2-Tetrachloroethane | ND | | ug/kg | 0.50 | 0.13 |
| Bromobenzene | ND | | ug/kg | 2.0 | 0.14 |
| n-Butylbenzene | ND | | ug/kg | 1.0 | 0.17 |
| sec-Butylbenzene | ND | | ug/kg | 1.0 | 0.15 |
| tert-Butylbenzene | ND | | ug/kg | 2.0 | 0.12 |
| o-Chlorotoluene | ND | | ug/kg | 2.0 | 0.19 |

**Project Name:** NORTH MAIN STREET SITE **Lab Number:** L2304283

**Project Number:** 12814, PHASE 3 **Report Date:** 01/31/23

# Method Blank Analysis
## Batch Quality Control

Analytical Method: 1,8260D
Analytical Date: 01/27/23 10:22
Analyst: NLK

| Parameter | Result | Qualifier | Units | RL | MDL |
|---|---|---|---|---|---|
| Volatile Organics by EPA 5035 Low - Westborough Lab for sample(s): 01 Batch: WG1738222-5 | | | | | |
| p-Chlorotoluene | ND | | ug/kg | 2.0 | 0.11 |
| 1,2-Dibromo-3-chloropropane | ND | | ug/kg | 3.0 | 1.0 |
| Hexachlorobutadiene | ND | | ug/kg | 4.0 | 0.17 |
| Isopropylbenzene | ND | | ug/kg | 1.0 | 0.11 |
| p-Isopropyltoluene | ND | | ug/kg | 1.0 | 0.11 |
| Naphthalene | ND | | ug/kg | 4.0 | 0.65 |
| Acrylonitrile | ND | | ug/kg | 4.0 | 1.2 |
| n-Propylbenzene | ND | | ug/kg | 1.0 | 0.17 |
| 1,2,3-Trichlorobenzene | 0.45 | J | ug/kg | 2.0 | 0.32 |
| 1,2,4-Trichlorobenzene | 0.28 | J | ug/kg | 2.0 | 0.27 |
| 1,3,5-Trimethylbenzene | ND | | ug/kg | 2.0 | 0.19 |
| 1,2,4-Trimethylbenzene | ND | | ug/kg | 2.0 | 0.33 |
| 1,4-Dioxane | ND | | ug/kg | 80 | 35. |
| p-Diethylbenzene | ND | | ug/kg | 2.0 | 0.18 |
| p-Ethyltoluene | ND | | ug/kg | 2.0 | 0.38 |
| 1,2,4,5-Tetramethylbenzene | ND | | ug/kg | 2.0 | 0.19 |
| Ethyl ether | ND | | ug/kg | 2.0 | 0.34 |
| trans-1,4-Dichloro-2-butene | ND | | ug/kg | 5.0 | 1.4 |

Tentatively Identified Compounds

| | | |
|---|---|---|
| No Tentatively Identified Compounds | ND | ug/kg |

**Project Name:** NORTH MAIN STREET SITE **Lab Number:** L2304283

**Project Number:** 12814, PHASE 3 **Report Date:** 01/31/23

# Method Blank Analysis
## Batch Quality Control

Analytical Method: 1,8260D
Analytical Date: 01/27/23 10:22
Analyst: NLK

| Parameter | Result | Qualifier | Units | RL | MDL |
|---|---|---|---|---|---|
| Volatile Organics by EPA 5035 Low - Westborough Lab for sample(s): 01 Batch: WG1738222-5 | | | | | |

| Surrogate | %Recovery | Qualifier | Acceptance Criteria |
|---|---|---|---|
| 1,2-Dichloroethane-d4 | 122 | | 70-130 |
| Toluene-d8 | 97 | | 70-130 |
| 4-Bromofluorobenzene | 95 | | 70-130 |
| Dibromofluoromethane | 110 | | 70-130 |

# Lab Control Sample Analysis
## Batch Quality Control

**Project Name:** NORTH MAIN STREET SITE
**Project Number:** 12814, PHASE 3

**Lab Number:** L2304283
**Report Date:** 01/31/23

| Parameter | LCS %Recovery | Qual | LCSD %Recovery | Qual | %Recovery Limits | RPD | Qual | RPD Limits |
|---|---|---|---|---|---|---|---|---|
| Volatile Organics by EPA 5035 Low - Westborough Lab Associated sample(s): 01 Batch: WG1738222-3 WG1738222-4 | | | | | | | | |
| Methylene chloride | 91 | | 91 | | 70-130 | 0 | | 30 |
| 1,1-Dichloroethane | 86 | | 87 | | 70-130 | 1 | | 30 |
| Chloroform | 85 | | 86 | | 70-130 | 1 | | 30 |
| Carbon tetrachloride | 89 | | 91 | | 70-130 | 2 | | 30 |
| 1,2-Dichloropropane | 91 | | 94 | | 70-130 | 3 | | 30 |
| Dibromochloromethane | 100 | | 101 | | 70-130 | 1 | | 30 |
| 1,1,2-Trichloroethane | 96 | | 96 | | 70-130 | 0 | | 30 |
| Tetrachloroethene | 97 | | 100 | | 70-130 | 3 | | 30 |
| Chlorobenzene | 98 | | 100 | | 70-130 | 2 | | 30 |
| Trichlorofluoromethane | 90 | | 92 | | 70-139 | 2 | | 30 |
| 1,2-Dichloroethane | 87 | | 88 | | 70-130 | 1 | | 30 |
| 1,1,1-Trichloroethane | 90 | | 92 | | 70-130 | 2 | | 30 |
| Bromodichloromethane | 88 | | 90 | | 70-130 | 2 | | 30 |
| trans-1,3-Dichloropropene | 93 | | 94 | | 70-130 | 1 | | 30 |
| cis-1,3-Dichloropropene | 98 | | 101 | | 70-130 | 3 | | 30 |
| 1,1-Dichloropropene | 94 | | 96 | | 70-130 | 2 | | 30 |
| Bromoform | 95 | | 98 | | 70-130 | 3 | | 30 |
| 1,1,2,2-Tetrachloroethane | 104 | | 106 | | 70-130 | 2 | | 30 |
| Benzene | 92 | | 94 | | 70-130 | 2 | | 30 |
| Toluene | 96 | | 98 | | 70-130 | 2 | | 30 |
| Ethylbenzene | 96 | | 98 | | 70-130 | 2 | | 30 |
| Chloromethane | 85 | | 86 | | 52-130 | 1 | | 30 |
| Bromomethane | 93 | | 93 | | 57-147 | 0 | | 30 |

# Lab Control Sample Analysis
## Batch Quality Control

**Project Name:** NORTH MAIN STREET SITE
**Project Number:** 12814, PHASE 3

**Lab Number:** L2304283
**Report Date:** 01/31/23

| Parameter | LCS %Recovery | Qual | LCSD %Recovery | Qual | %Recovery Limits | RPD | Qual | RPD Limits |
|---|---|---|---|---|---|---|---|---|
| Volatile Organics by EPA 5035 Low - Westborough Lab Associated sample(s): 01 Batch: WG1738222-3 WG1738222-4 | | | | | | | | |
| Vinyl chloride | 88 | | 88 | | 67-130 | 0 | | 30 |
| Chloroethane | 101 | | 100 | | 50-151 | 1 | | 30 |
| 1,1-Dichloroethene | 88 | | 88 | | 65-135 | 0 | | 30 |
| trans-1,2-Dichloroethene | 88 | | 91 | | 70-130 | 3 | | 30 |
| Trichloroethene | 96 | | 100 | | 70-130 | 4 | | 30 |
| 1,2-Dichlorobenzene | 98 | | 103 | | 70-130 | 5 | | 30 |
| 1,3-Dichlorobenzene | 98 | | 102 | | 70-130 | 4 | | 30 |
| 1,4-Dichlorobenzene | 96 | | 100 | | 70-130 | 4 | | 30 |
| Methyl tert butyl ether | 98 | | 100 | | 66-130 | 2 | | 30 |
| p/m-Xylene | 98 | | 100 | | 70-130 | 2 | | 30 |
| o-Xylene | 100 | | 103 | | 70-130 | 3 | | 30 |
| cis-1,2-Dichloroethene | 89 | | 86 | | 70-130 | 3 | | 30 |
| Dibromomethane | 91 | | 91 | | 70-130 | 0 | | 30 |
| Styrene | 102 | | 103 | | 70-130 | 1 | | 30 |
| Dichlorodifluoromethane | 94 | | 95 | | 30-146 | 1 | | 30 |
| Acetone | 86 | | 101 | | 54-140 | 16 | | 30 |
| Carbon disulfide | **153** | Q | **156** | Q | 59-130 | 2 | | 30 |
| 2-Butanone | 90 | | 103 | | 70-130 | 13 | | 30 |
| Vinyl acetate | 94 | | 94 | | 70-130 | 0 | | 30 |
| 4-Methyl-2-pentanone | 102 | | 103 | | 70-130 | 1 | | 30 |
| 1,2,3-Trichloropropane | 102 | | 104 | | 68-130 | 2 | | 30 |
| 2-Hexanone | 105 | | 104 | | 70-130 | 1 | | 30 |
| Bromochloromethane | 90 | | 91 | | 70-130 | 1 | | 30 |

# Lab Control Sample Analysis
## Batch Quality Control

**Project Name:** NORTH MAIN STREET SITE
**Project Number:** 12814, PHASE 3

**Lab Number:** L2304283
**Report Date:** 01/31/23

| Parameter | LCS %Recovery | Qual | LCSD %Recovery | Qual | %Recovery Limits | RPD | Qual | RPD Limits |
|---|---|---|---|---|---|---|---|---|
| Volatile Organics by EPA 5035 Low - Westborough Lab Associated sample(s): 01 Batch: WG1738222-3 WG1738222-4 | | | | | | | | |
| 2,2-Dichloropropane | 91 | | 93 | | 70-130 | 2 | | 30 |
| 1,2-Dibromoethane | 98 | | 98 | | 70-130 | 0 | | 30 |
| 1,3-Dichloropropane | 101 | | 102 | | 69-130 | 1 | | 30 |
| 1,1,1,2-Tetrachloroethane | 101 | | 103 | | 70-130 | 2 | | 30 |
| Bromobenzene | 100 | | 104 | | 70-130 | 4 | | 30 |
| n-Butylbenzene | 97 | | 103 | | 70-130 | 6 | | 30 |
| sec-Butylbenzene | 97 | | 101 | | 70-130 | 4 | | 30 |
| tert-Butylbenzene | 97 | | 101 | | 70-130 | 4 | | 30 |
| o-Chlorotoluene | 96 | | 100 | | 70-130 | 4 | | 30 |
| p-Chlorotoluene | 97 | | 101 | | 70-130 | 4 | | 30 |
| 1,2-Dibromo-3-chloropropane | 104 | | 104 | | 68-130 | 0 | | 30 |
| Hexachlorobutadiene | 94 | | 104 | | 67-130 | 10 | | 30 |
| Isopropylbenzene | 98 | | 102 | | 70-130 | 4 | | 30 |
| p-Isopropyltoluene | 98 | | 102 | | 70-130 | 4 | | 30 |
| Naphthalene | 101 | | 106 | | 70-130 | 5 | | 30 |
| Acrylonitrile | 104 | | 100 | | 70-130 | 4 | | 30 |
| n-Propylbenzene | 98 | | 102 | | 70-130 | 4 | | 30 |
| 1,2,3-Trichlorobenzene | 100 | | 105 | | 70-130 | 5 | | 30 |
| 1,2,4-Trichlorobenzene | 100 | | 108 | | 70-130 | 8 | | 30 |
| 1,3,5-Trimethylbenzene | 98 | | 101 | | 70-130 | 3 | | 30 |
| 1,2,4-Trimethylbenzene | 96 | | 101 | | 70-130 | 5 | | 30 |
| 1,4-Dioxane | 106 | | 103 | | 65-136 | 3 | | 30 |
| p-Diethylbenzene | 97 | | 102 | | 70-130 | 5 | | 30 |

# Lab Control Sample Analysis
## Batch Quality Control

**Project Name:** NORTH MAIN STREET SITE
**Project Number:** 12814, PHASE 3
**Lab Number:** L2304283
**Report Date:** 01/31/23

| Parameter | LCS %Recovery | Qual | LCSD %Recovery | Qual | %Recovery Limits | RPD | Qual | RPD Limits |
|---|---|---|---|---|---|---|---|---|
| Volatile Organics by EPA 5035 Low - Westborough Lab Associated sample(s): 01 Batch: WG1738222-3 WG1738222-4 | | | | | | | | |
| p-Ethyltoluene | 100 | | 104 | | 70-130 | 4 | | 30 |
| 1,2,4,5-Tetramethylbenzene | 99 | | 105 | | 70-130 | 6 | | 30 |
| Ethyl ether | 97 | | 99 | | 67-130 | 2 | | 30 |
| trans-1,4-Dichloro-2-butene | 112 | | 113 | | 70-130 | 1 | | 30 |

| Surrogate | LCS %Recovery | Qual | LCSD %Recovery | Qual | Acceptance Criteria |
|---|---|---|---|---|---|
| 1,2-Dichloroethane-d4 | 90 | | 92 | | 70-130 |
| Toluene-d8 | 103 | | 102 | | 70-130 |
| 4-Bromofluorobenzene | 99 | | 99 | | 70-130 |
| Dibromofluoromethane | 86 | | 87 | | 70-130 |

# SEMIVOLATILES

**Project Name:** NORTH MAIN STREET SITE
**Project Number:** 12814, PHASE 3

**Lab Number:** L2304283
**Report Date:** 01/31/23

## SAMPLE RESULTS

Lab ID: L2304283-01
Client ID: SB-201 (4.5-5)
Sample Location: 128-158 NORTH MAIN ST. PORT CHESTER NY

Date Collected: 01/25/23 08:30
Date Received: 01/25/23
Field Prep: Not Specified

Sample Depth:
Matrix: Soil
Analytical Method: 1,8270E
Analytical Date: 01/27/23 13:54
Analyst: IM
Percent Solids: 85%

Extraction Method: EPA 3546
Extraction Date: 01/26/23 16:18

| Parameter | Result | Qualifier | Units | RL | MDL | Dilution Factor |
|---|---|---|---|---|---|---|
| **Semivolatile Organics by GC/MS - Westborough Lab** | | | | | | |
| Acenaphthene | ND | | ug/kg | 150 | 20. | 1 |
| 1,2,4-Trichlorobenzene | ND | | ug/kg | 190 | 22. | 1 |
| Hexachlorobenzene | ND | | ug/kg | 120 | 22. | 1 |
| Bis(2-chloroethyl)ether | ND | | ug/kg | 170 | 26. | 1 |
| 2-Chloronaphthalene | ND | | ug/kg | 190 | 19. | 1 |
| 1,2-Dichlorobenzene | ND | | ug/kg | 190 | 34. | 1 |
| 1,3-Dichlorobenzene | ND | | ug/kg | 190 | 33. | 1 |
| 1,4-Dichlorobenzene | ND | | ug/kg | 190 | 34. | 1 |
| 3,3'-Dichlorobenzidine | ND | | ug/kg | 190 | 51. | 1 |
| 2,4-Dinitrotoluene | ND | | ug/kg | 190 | 38. | 1 |
| 2,6-Dinitrotoluene | ND | | ug/kg | 190 | 33. | 1 |
| Fluoranthene | 270 | | ug/kg | 120 | 22. | 1 |
| 4-Chlorophenyl phenyl ether | ND | | ug/kg | 190 | 20. | 1 |
| 4-Bromophenyl phenyl ether | ND | | ug/kg | 190 | 29. | 1 |
| Bis(2-chloroisopropyl)ether | ND | | ug/kg | 230 | 33. | 1 |
| Bis(2-chloroethoxy)methane | ND | | ug/kg | 210 | 19. | 1 |
| Hexachlorobutadiene | ND | | ug/kg | 190 | 28. | 1 |
| Hexachlorocyclopentadiene | ND | | ug/kg | 550 | 170 | 1 |
| Hexachloroethane | ND | | ug/kg | 150 | 31. | 1 |
| Isophorone | ND | | ug/kg | 170 | 25. | 1 |
| Naphthalene | 32 | J | ug/kg | 190 | 23. | 1 |
| Nitrobenzene | ND | | ug/kg | 170 | 28. | 1 |
| NDPA/DPA | ND | | ug/kg | 150 | 22. | 1 |
| n-Nitrosodi-n-propylamine | ND | | ug/kg | 190 | 30. | 1 |
| Bis(2-ethylhexyl)phthalate | ND | | ug/kg | 190 | 66. | 1 |
| Butyl benzyl phthalate | ND | | ug/kg | 190 | 48. | 1 |
| Di-n-butylphthalate | ND | | ug/kg | 190 | 36. | 1 |
| Di-n-octylphthalate | ND | | ug/kg | 190 | 65. | 1 |

**Project Name:** NORTH MAIN STREET SITE **Lab Number:** L2304283

**Project Number:** 12814, PHASE 3 **Report Date:** 01/31/23

**SAMPLE RESULTS**

Lab ID: L2304283-01 Date Collected: 01/25/23 08:30

Client ID: SB-201 (4.5-5) Date Received: 01/25/23

Sample Location: 128-158 NORTH MAIN ST. PORT CHESTER NY Field Prep: Not Specified

Sample Depth:

| Parameter | Result | Qualifier | Units | RL | MDL | Dilution Factor |
|---|---|---|---|---|---|---|
| Semivolatile Organics by GC/MS - Westborough Lab | | | | | | |
| Diethyl phthalate | ND | | ug/kg | 190 | 18. | 1 |
| Dimethyl phthalate | ND | | ug/kg | 190 | 40. | 1 |
| Benzo(a)anthracene | 160 | | ug/kg | 120 | 22. | 1 |
| Benzo(a)pyrene | 140 | J | ug/kg | 150 | 47. | 1 |
| Benzo(b)fluoranthene | 180 | | ug/kg | 120 | 32. | 1 |
| Benzo(k)fluoranthene | 72 | J | ug/kg | 120 | 31. | 1 |
| Chrysene | 160 | | ug/kg | 120 | 20. | 1 |
| Acenaphthylene | 38 | J | ug/kg | 150 | 30. | 1 |
| Anthracene | ND | | ug/kg | 120 | 38. | 1 |
| Benzo(ghi)perylene | 100 | J | ug/kg | 150 | 23. | 1 |
| Fluorene | ND | | ug/kg | 190 | 19. | 1 |
| Phenanthrene | 110 | J | ug/kg | 120 | 23. | 1 |
| Dibenzo(a,h)anthracene | 25 | J | ug/kg | 120 | 22. | 1 |
| Indeno(1,2,3-cd)pyrene | 100 | J | ug/kg | 150 | 27. | 1 |
| Pyrene | 250 | | ug/kg | 120 | 19. | 1 |
| Biphenyl | ND | | ug/kg | 440 | 25. | 1 |
| 4-Chloroaniline | ND | | ug/kg | 190 | 35. | 1 |
| 2-Nitroaniline | ND | | ug/kg | 190 | 37. | 1 |
| 3-Nitroaniline | ND | | ug/kg | 190 | 36. | 1 |
| 4-Nitroaniline | ND | | ug/kg | 190 | 80. | 1 |
| Dibenzofuran | ND | | ug/kg | 190 | 18. | 1 |
| 2-Methylnaphthalene | ND | | ug/kg | 230 | 23. | 1 |
| 1,2,4,5-Tetrachlorobenzene | ND | | ug/kg | 190 | 20. | 1 |
| Acetophenone | ND | | ug/kg | 190 | 24. | 1 |
| 2,4,6-Trichlorophenol | ND | | ug/kg | 120 | 36. | 1 |
| p-Chloro-m-cresol | ND | | ug/kg | 190 | 29. | 1 |
| 2-Chlorophenol | ND | | ug/kg | 190 | 23. | 1 |
| 2,4-Dichlorophenol | ND | | ug/kg | 170 | 31. | 1 |
| 2,4-Dimethylphenol | ND | | ug/kg | 190 | 63. | 1 |
| 2-Nitrophenol | ND | | ug/kg | 420 | 72. | 1 |
| 4-Nitrophenol | ND | | ug/kg | 270 | 78. | 1 |
| 2,4-Dinitrophenol | ND | | ug/kg | 920 | 90. | 1 |
| 4,6-Dinitro-o-cresol | ND | | ug/kg | 500 | 92. | 1 |
| Pentachlorophenol | ND | | ug/kg | 150 | 42. | 1 |
| Phenol | ND | | ug/kg | 190 | 29. | 1 |
| 2-Methylphenol | ND | | ug/kg | 190 | 30. | 1 |
| 3-Methylphenol/4-Methylphenol | ND | | ug/kg | 280 | 30. | 1 |

**Project Name:** NORTH MAIN STREET SITE **Lab Number:** L2304283

**Project Number:** 12814, PHASE 3 **Report Date:** 01/31/23

## SAMPLE RESULTS

Lab ID: L2304283-01 Date Collected: 01/25/23 08:30

Client ID: SB-201 (4.5-5) Date Received: 01/25/23

Sample Location: 128-158 NORTH MAIN ST. PORT CHESTER NY Field Prep: Not Specified

Sample Depth:

| Parameter | Result | Qualifier | Units | RL | MDL | Dilution Factor |
|---|---|---|---|---|---|---|
| **Semivolatile Organics by GC/MS - Westborough Lab** | | | | | | |
| 2,4,5-Trichlorophenol | ND | | ug/kg | 190 | 37. | 1 |
| Benzoic Acid | ND | | ug/kg | 620 | 190 | 1 |
| Benzyl Alcohol | ND | | ug/kg | 190 | 59. | 1 |
| Carbazole | ND | | ug/kg | 190 | 19. | 1 |
| 1,4-Dioxane | ND | | ug/kg | 29 | 8.8 | 1 |

| Tentatively Identified Compounds | | | | |
|---|---|---|---|---|
| Total TIC Compounds | 631 | J | ug/kg | 1 |
| Unknown | 358 | J | ug/kg | 1 |
| Unknown Organic Acid | 273 | J | ug/kg | 1 |

| Surrogate | % Recovery | Qualifier | Acceptance Criteria |
|---|---|---|---|
| 2-Fluorophenol | 95 | | 25-120 |
| Phenol-d6 | 99 | | 10-120 |
| Nitrobenzene-d5 | 98 | | 23-120 |
| 2-Fluorobiphenyl | 107 | | 30-120 |
| 2,4,6-Tribromophenol | 98 | | 10-136 |
| 4-Terphenyl-d14 | 88 | | 18-120 |

**Project Name:** NORTH MAIN STREET SITE
**Project Number:** 12814, PHASE 3

**Lab Number:** L2304283
**Report Date:** 01/31/23

# Method Blank Analysis
## Batch Quality Control

Analytical Method: 1,8270E
Analytical Date: 01/27/23 02:26
Analyst: CMM

Extraction Method: EPA 3546
Extraction Date: 01/26/23 10:47

| Parameter | Result | Qualifier | Units | RL | MDL |
|---|---|---|---|---|---|
| Semivolatile Organics by GC/MS - Westborough Lab for sample(s): 01 Batch: WG1737549-1 | | | | | |
| Acenaphthene | ND | | ug/kg | 130 | 17. |
| 1,2,4-Trichlorobenzene | ND | | ug/kg | 160 | 19. |
| Hexachlorobenzene | ND | | ug/kg | 98 | 18. |
| Bis(2-chloroethyl)ether | ND | | ug/kg | 150 | 22. |
| 2-Chloronaphthalene | ND | | ug/kg | 160 | 16. |
| 1,2-Dichlorobenzene | ND | | ug/kg | 160 | 29. |
| 1,3-Dichlorobenzene | ND | | ug/kg | 160 | 28. |
| 1,4-Dichlorobenzene | ND | | ug/kg | 160 | 29. |
| 3,3'-Dichlorobenzidine | ND | | ug/kg | 160 | 44. |
| 2,4-Dinitrotoluene | ND | | ug/kg | 160 | 33. |
| 2,6-Dinitrotoluene | ND | | ug/kg | 160 | 28. |
| Fluoranthene | ND | | ug/kg | 98 | 19. |
| 4-Chlorophenyl phenyl ether | ND | | ug/kg | 160 | 18. |
| 4-Bromophenyl phenyl ether | ND | | ug/kg | 160 | 25. |
| Bis(2-chloroisopropyl)ether | ND | | ug/kg | 200 | 28. |
| Bis(2-chloroethoxy)methane | ND | | ug/kg | 180 | 16. |
| Hexachlorobutadiene | ND | | ug/kg | 160 | 24. |
| Hexachlorocyclopentadiene | ND | | ug/kg | 470 | 150 |
| Hexachloroethane | ND | | ug/kg | 130 | 26. |
| Isophorone | ND | | ug/kg | 150 | 21. |
| Naphthalene | ND | | ug/kg | 160 | 20. |
| Nitrobenzene | ND | | ug/kg | 150 | 24. |
| NDPA/DPA | ND | | ug/kg | 130 | 19. |
| n-Nitrosodi-n-propylamine | ND | | ug/kg | 160 | 25. |
| Bis(2-ethylhexyl)phthalate | ND | | ug/kg | 160 | 57. |
| Butyl benzyl phthalate | ND | | ug/kg | 160 | 41. |
| Di-n-butylphthalate | ND | | ug/kg | 160 | 31. |
| Di-n-octylphthalate | ND | | ug/kg | 160 | 56. |
| Diethyl phthalate | ND | | ug/kg | 160 | 15. |

**Project Name:** NORTH MAIN STREET SITE
**Project Number:** 12814, PHASE 3

**Lab Number:** L2304283
**Report Date:** 01/31/23

# Method Blank Analysis
## Batch Quality Control

Analytical Method: 1,8270E
Analytical Date: 01/27/23 02:26
Analyst: CMM

Extraction Method: EPA 3546
Extraction Date: 01/26/23 10:47

| Parameter | Result | Qualifier | Units | RL | MDL |
|---|---|---|---|---|---|
| Semivolatile Organics by GC/MS - Westborough Lab for sample(s): 01 Batch: WG1737549-1 | | | | | |
| Dimethyl phthalate | ND | | ug/kg | 160 | 34. |
| Benzo(a)anthracene | ND | | ug/kg | 98 | 18. |
| Benzo(a)pyrene | ND | | ug/kg | 130 | 40. |
| Benzo(b)fluoranthene | ND | | ug/kg | 98 | 28. |
| Benzo(k)fluoranthene | ND | | ug/kg | 98 | 26. |
| Chrysene | ND | | ug/kg | 98 | 17. |
| Acenaphthylene | ND | | ug/kg | 130 | 25. |
| Anthracene | ND | | ug/kg | 98 | 32. |
| Benzo(ghi)perylene | ND | | ug/kg | 130 | 19. |
| Fluorene | ND | | ug/kg | 160 | 16. |
| Phenanthrene | ND | | ug/kg | 98 | 20. |
| Dibenzo(a,h)anthracene | ND | | ug/kg | 98 | 19. |
| Indeno(1,2,3-cd)pyrene | ND | | ug/kg | 130 | 23. |
| Pyrene | ND | | ug/kg | 98 | 16. |
| Biphenyl | ND | | ug/kg | 370 | 21. |
| 4-Chloroaniline | ND | | ug/kg | 160 | 30. |
| 2-Nitroaniline | ND | | ug/kg | 160 | 32. |
| 3-Nitroaniline | ND | | ug/kg | 160 | 31. |
| 4-Nitroaniline | ND | | ug/kg | 160 | 68. |
| Dibenzofuran | ND | | ug/kg | 160 | 16. |
| 2-Methylnaphthalene | ND | | ug/kg | 200 | 20. |
| 1,2,4,5-Tetrachlorobenzene | ND | | ug/kg | 160 | 17. |
| Acetophenone | ND | | ug/kg | 160 | 20. |
| 2,4,6-Trichlorophenol | ND | | ug/kg | 98 | 31. |
| p-Chloro-m-cresol | ND | | ug/kg | 160 | 24. |
| 2-Chlorophenol | ND | | ug/kg | 160 | 19. |
| 2,4-Dichlorophenol | ND | | ug/kg | 150 | 26. |
| 2,4-Dimethylphenol | ND | | ug/kg | 160 | 54. |
| 2-Nitrophenol | ND | | ug/kg | 350 | 62. |

**Project Name:** NORTH MAIN STREET SITE
**Project Number:** 12814, PHASE 3

**Lab Number:** L2304283
**Report Date:** 01/31/23

# Method Blank Analysis
## Batch Quality Control

Analytical Method: 1,8270E
Analytical Date: 01/27/23 02:26
Analyst: CMM

Extraction Method: EPA 3546
Extraction Date: 01/26/23 10:47

| Parameter | Result | Qualifier | Units | RL | MDL |
|---|---|---|---|---|---|
| Semivolatile Organics by GC/MS - Westborough Lab for sample(s): 01 Batch: WG1737549-1 | | | | | |
| 4-Nitrophenol | ND | | ug/kg | 230 | 67. |
| 2,4-Dinitrophenol | ND | | ug/kg | 790 | 76. |
| 4,6-Dinitro-o-cresol | ND | | ug/kg | 430 | 79. |
| Pentachlorophenol | ND | | ug/kg | 130 | 36. |
| Phenol | ND | | ug/kg | 160 | 25. |
| 2-Methylphenol | ND | | ug/kg | 160 | 25. |
| 3-Methylphenol/4-Methylphenol | ND | | ug/kg | 240 | 26. |
| 2,4,5-Trichlorophenol | ND | | ug/kg | 160 | 31. |
| Benzoic Acid | ND | | ug/kg | 530 | 170 |
| Benzyl Alcohol | ND | | ug/kg | 160 | 50. |
| Carbazole | ND | | ug/kg | 160 | 16. |
| 1,4-Dioxane | ND | | ug/kg | 25 | 7.6 |

Tentatively Identified Compounds

| | | |
|---|---|---|
| No Tentatively Identified Compounds | ND | ug/kg |

| Surrogate | %Recovery | Qualifier | Acceptance Criteria |
|---|---|---|---|
| 2-Fluorophenol | 80 | | 25-120 |
| Phenol-d6 | 77 | | 10-120 |
| Nitrobenzene-d5 | 71 | | 23-120 |
| 2-Fluorobiphenyl | 70 | | 30-120 |
| 2,4,6-Tribromophenol | 66 | | 10-136 |
| 4-Terphenyl-d14 | 75 | | 18-120 |

# Lab Control Sample Analysis
## Batch Quality Control

**Project Name:** NORTH MAIN STREET SITE
**Project Number:** 12814, PHASE 3

**Lab Number:** L2304283
**Report Date:** 01/31/23

| Parameter | LCS %Recovery | Qual | LCSD %Recovery | Qual | %Recovery Limits | RPD | Qual | RPD Limits |
|---|---|---|---|---|---|---|---|---|
| Semivolatile Organics by GC/MS - Westborough Lab Associated sample(s): 01 Batch: WG1737549-2 WG1737549-3 | | | | | | | | |
| Acenaphthene | 71 | | 65 | | 31-137 | 9 | | 50 |
| 1,2,4-Trichlorobenzene | 66 | | 59 | | 38-107 | 11 | | 50 |
| Hexachlorobenzene | 70 | | 64 | | 40-140 | 9 | | 50 |
| Bis(2-chloroethyl)ether | 68 | | 61 | | 40-140 | 11 | | 50 |
| 2-Chloronaphthalene | 72 | | 64 | | 40-140 | 12 | | 50 |
| 1,2-Dichlorobenzene | 66 | | 58 | | 40-140 | 13 | | 50 |
| 1,3-Dichlorobenzene | 65 | | 59 | | 40-140 | 10 | | 50 |
| 1,4-Dichlorobenzene | 65 | | 59 | | 28-104 | 10 | | 50 |
| 3,3'-Dichlorobenzidine | 57 | | 54 | | 40-140 | 5 | | 50 |
| 2,4-Dinitrotoluene | 83 | | 75 | | 40-132 | 10 | | 50 |
| 2,6-Dinitrotoluene | 78 | | 70 | | 40-140 | 11 | | 50 |
| Fluoranthene | 72 | | 66 | | 40-140 | 9 | | 50 |
| 4-Chlorophenyl phenyl ether | 72 | | 65 | | 40-140 | 10 | | 50 |
| 4-Bromophenyl phenyl ether | 72 | | 66 | | 40-140 | 9 | | 50 |
| Bis(2-chloroisopropyl)ether | 73 | | 68 | | 40-140 | 7 | | 50 |
| Bis(2-chloroethoxy)methane | 72 | | 65 | | 40-117 | 10 | | 50 |
| Hexachlorobutadiene | 63 | | 58 | | 40-140 | 8 | | 50 |
| Hexachlorocyclopentadiene | 51 | | 46 | | 40-140 | 10 | | 50 |
| Hexachloroethane | 66 | | 60 | | 40-140 | 10 | | 50 |
| Isophorone | 69 | | 62 | | 40-140 | 11 | | 50 |
| Naphthalene | 67 | | 62 | | 40-140 | 8 | | 50 |
| Nitrobenzene | 72 | | 63 | | 40-140 | 13 | | 50 |
| NDPA/DPA | 74 | | 69 | | 36-157 | 7 | | 50 |

# Lab Control Sample Analysis
## Batch Quality Control

**Project Name:** NORTH MAIN STREET SITE
**Project Number:** 12814, PHASE 3

**Lab Number:** L2304283
**Report Date:** 01/31/23

| Parameter | LCS %Recovery | Qual | LCSD %Recovery | Qual | %Recovery Limits | RPD | Qual | RPD Limits |
|---|---|---|---|---|---|---|---|---|
| Semivolatile Organics by GC/MS - Westborough Lab Associated sample(s): 01 Batch: WG1737549-2 WG1737549-3 | | | | | | | | |
| n-Nitrosodi-n-propylamine | 72 | | 64 | | 32-121 | 12 | | 50 |
| Bis(2-ethylhexyl)phthalate | 81 | | 76 | | 40-140 | 6 | | 50 |
| Butyl benzyl phthalate | 82 | | 76 | | 40-140 | 8 | | 50 |
| Di-n-butylphthalate | 78 | | 70 | | 40-140 | 11 | | 50 |
| Di-n-octylphthalate | 84 | | 78 | | 40-140 | 7 | | 50 |
| Diethyl phthalate | 77 | | 70 | | 40-140 | 10 | | 50 |
| Dimethyl phthalate | 75 | | 68 | | 40-140 | 10 | | 50 |
| Benzo(a)anthracene | 74 | | 68 | | 40-140 | 8 | | 50 |
| Benzo(a)pyrene | 74 | | 68 | | 40-140 | 8 | | 50 |
| Benzo(b)fluoranthene | 75 | | 68 | | 40-140 | 10 | | 50 |
| Benzo(k)fluoranthene | 70 | | 65 | | 40-140 | 7 | | 50 |
| Chrysene | 71 | | 66 | | 40-140 | 7 | | 50 |
| Acenaphthylene | 74 | | 66 | | 40-140 | 11 | | 50 |
| Anthracene | 73 | | 66 | | 40-140 | 10 | | 50 |
| Benzo(ghi)perylene | 70 | | 65 | | 40-140 | 7 | | 50 |
| Fluorene | 72 | | 66 | | 40-140 | 9 | | 50 |
| Phenanthrene | 72 | | 65 | | 40-140 | 10 | | 50 |
| Dibenzo(a,h)anthracene | 69 | | 63 | | 40-140 | 9 | | 50 |
| Indeno(1,2,3-cd)pyrene | 78 | | 71 | | 40-140 | 9 | | 50 |
| Pyrene | 74 | | 67 | | 35-142 | 10 | | 50 |
| Biphenyl | 74 | | 67 | | 37-127 | 10 | | 50 |
| 4-Chloroaniline | 65 | | 60 | | 40-140 | 8 | | 50 |
| 2-Nitroaniline | 80 | | 70 | | 47-134 | 13 | | 50 |

# Lab Control Sample Analysis
## Batch Quality Control

**Project Name:** NORTH MAIN STREET SITE
**Project Number:** 12814, PHASE 3

**Lab Number:** L2304283
**Report Date:** 01/31/23

| Parameter | LCS %Recovery | Qual | LCSD %Recovery | Qual | %Recovery Limits | RPD | Qual | RPD Limits |
|---|---|---|---|---|---|---|---|---|
| Semivolatile Organics by GC/MS - Westborough Lab Associated sample(s): 01 Batch: WG1737549-2 WG1737549-3 | | | | | | | | |
| 3-Nitroaniline | 71 | | 67 | | 26-129 | 6 | | 50 |
| 4-Nitroaniline | 85 | | 77 | | 41-125 | 10 | | 50 |
| Dibenzofuran | 73 | | 67 | | 40-140 | 9 | | 50 |
| 2-Methylnaphthalene | 71 | | 64 | | 40-140 | 10 | | 50 |
| 1,2,4,5-Tetrachlorobenzene | 72 | | 65 | | 40-117 | 10 | | 50 |
| Acetophenone | 71 | | 63 | | 14-144 | 12 | | 50 |
| 2,4,6-Trichlorophenol | 75 | | 67 | | 30-130 | 11 | | 50 |
| p-Chloro-m-cresol | 80 | | 72 | | 26-103 | 11 | | 50 |
| 2-Chlorophenol | 73 | | 66 | | 25-102 | 10 | | 50 |
| 2,4-Dichlorophenol | 74 | | 66 | | 30-130 | 11 | | 50 |
| 2,4-Dimethylphenol | 74 | | 67 | | 30-130 | 10 | | 50 |
| 2-Nitrophenol | 66 | | 59 | | 30-130 | 11 | | 50 |
| 4-Nitrophenol | 100 | | 89 | | 11-114 | 12 | | 50 |
| 2,4-Dinitrophenol | 55 | | 49 | | 4-130 | 12 | | 50 |
| 4,6-Dinitro-o-cresol | 76 | | 65 | | 10-130 | 16 | | 50 |
| Pentachlorophenol | 69 | | 62 | | 17-109 | 11 | | 50 |
| Phenol | 70 | | 62 | | 26-90 | 12 | | 50 |
| 2-Methylphenol | 74 | | 68 | | 30-130. | 8 | | 50 |
| 3-Methylphenol/4-Methylphenol | 80 | | 73 | | 30-130 | 9 | | 50 |
| 2,4,5-Trichlorophenol | 81 | | 70 | | 30-130 | 15 | | 50 |
| Benzoic Acid | 14 | | 13 | | 10-110 | 7 | | 50 |
| Benzyl Alcohol | 73 | | 66 | | 40-140 | 10 | | 50 |
| Carbazole | 75 | | 68 | | 54-128 | 10 | | 50 |

# Lab Control Sample Analysis

**Batch Quality Control**

**Project Name:** NORTH MAIN STREET SITE

**Project Number:** 12814, PHASE 3

**Lab Number:** L2304283

**Report Date:** 01/31/23

| Parameter | LCS %Recovery | Qual | LCSD %Recovery | Qual | %Recovery Limits | RPD | Qual | RPD Limits |
|---|---|---|---|---|---|---|---|---|
| Semivolatile Organics by GC/MS - Westborough Lab Associated sample(s): 01 Batch: WG1737549-2 WG1737549-3 | | | | | | | | |
| 1,4-Dioxane | 58 | | 54 | | 40-140 | 7 | | 50 |

| Surrogate | LCS %Recovery | Qual | LCSD %Recovery | Qual | Acceptance Criteria |
|---|---|---|---|---|---|
| 2-Fluorophenol | 81 | | 72 | | 25-120 |
| Phenol-d6 | 79 | | 70 | | 10-120 |
| Nitrobenzene-d5 | 74 | | 66 | | 23-120 |
| 2-Fluorobiphenyl | 73 | | 65 | | 30-120 |
| 2,4,6-Tribromophenol | 73 | | 67 | | 10-136 |
| 4-Terphenyl-d14 | 72 | | 65 | | 18-120 |

# PCBS

**Project Name:** NORTH MAIN STREET SITE
**Project Number:** 12814, PHASE 3
**Lab Number:** L2304283
**Report Date:** 01/31/23

## SAMPLE RESULTS

Lab ID: L2304283-01
Client ID: SB-201 (4.5-5)
Sample Location: 128-158 NORTH MAIN ST. PORT CHESTER NY

Date Collected: 01/25/23 08:30
Date Received: 01/25/23
Field Prep: Not Specified

Sample Depth:
Matrix: Soil
Analytical Method: 1,8082A
Analytical Date: 01/27/23 10:39
Analyst: MEO
Percent Solids: 85%

Extraction Method: EPA 3546
Extraction Date: 01/26/23 15:25
Cleanup Method: EPA 3665A
Cleanup Date: 01/27/23
Cleanup Method: EPA 3660B
Cleanup Date: 01/27/23

| Parameter | Result | Qualifier | Units | RL | MDL | Dilution Factor | Column |
|---|---|---|---|---|---|---|---|
| Polychlorinated Biphenyls by GC - Westborough Lab | | | | | | | |
| Aroclor 1016 | ND | | ug/kg | 38.4 | 3.41 | 1 | A |
| Aroclor 1221 | ND | | ug/kg | 38.4 | 3.85 | 1 | A |
| Aroclor 1232 | ND | | ug/kg | 38.4 | 8.14 | 1 | A |
| Aroclor 1242 | ND | | ug/kg | 38.4 | 5.18 | 1 | A |
| Aroclor 1248 | ND | | ug/kg | 38.4 | 5.76 | 1 | A |
| Aroclor 1254 | ND | | ug/kg | 38.4 | 4.20 | 1 | A |
| Aroclor 1260 | ND | | ug/kg | 38.4 | 7.09 | 1 | A |
| Aroclor 1262 | ND | | ug/kg | 38.4 | 4.88 | 1 | A |
| Aroclor 1268 | ND | | ug/kg | 38.4 | 3.98 | 1 | A |
| PCBs, Total | ND | | ug/kg | 38.4 | 3.41 | 1 | A |

| Surrogate | % Recovery | Qualifier | Acceptance Criteria | Column |
|---|---|---|---|---|
| 2,4,5,6-Tetrachloro-m-xylene | 67 | | 30-150 | A |
| Decachlorobiphenyl | 58 | | 30-150 | A |
| 2,4,5,6-Tetrachloro-m-xylene | 68 | | 30-150 | B |
| Decachlorobiphenyl | 60 | | 30-150 | B |

**Project Name:** NORTH MAIN STREET SITE
**Project Number:** 12814, PHASE 3

**Lab Number:** L2304283
**Report Date:** 01/31/23

# Method Blank Analysis
## Batch Quality Control

Analytical Method: 1,8082A
Analytical Date: 01/27/23 11:13
Analyst: MEO

Extraction Method: EPA 3546
Extraction Date: 01/26/23 14:51
Cleanup Method: EPA 3665A
Cleanup Date: 01/27/23
Cleanup Method: EPA 3660B
Cleanup Date: 01/27/23

| Parameter | Result | Qualifier | Units | RL | MDL | Column |
|---|---|---|---|---|---|---|
| Polychlorinated Biphenyls by GC - Westborough Lab for sample(s): 01 Batch: WG1737660-1 | | | | | | |
| Aroclor 1016 | ND | | ug/kg | 32.8 | 2.91 | A |
| Aroclor 1221 | ND | | ug/kg | 32.8 | 3.28 | A |
| Aroclor 1232 | ND | | ug/kg | 32.8 | 6.95 | A |
| Aroclor 1242 | ND | | ug/kg | 32.8 | 4.42 | A |
| Aroclor 1248 | ND | | ug/kg | 32.8 | 4.91 | A |
| Aroclor 1254 | ND | | ug/kg | 32.8 | 3.58 | A |
| Aroclor 1260 | ND | | ug/kg | 32.8 | 6.06 | A |
| Aroclor 1262 | ND | | ug/kg | 32.8 | 4.16 | A |
| Aroclor 1268 | ND | | ug/kg | 32.8 | 3.39 | A |
| PCBs, Total | ND | | ug/kg | 32.8 | 2.91 | A |

| Surrogate | %Recovery | Qualifier | Acceptance Criteria | Column |
|---|---|---|---|---|
| 2,4,5,6-Tetrachloro-m-xylene | 75 | | 30-150 | A |
| Decachlorobiphenyl | 60 | | 30-150 | A |
| 2,4,5,6-Tetrachloro-m-xylene | 76 | | 30-150 | B |
| Decachlorobiphenyl | 66 | | 30-150 | B |

# Lab Control Sample Analysis

## Batch Quality Control

**Project Name:** NORTH MAIN STREET SITE

**Project Number:** 12814, PHASE 3

**Lab Number:** L2304283

**Report Date:** 01/31/23

| Parameter | LCS %Recovery | Qual | LCSD %Recovery | Qual | %Recovery Limits | RPD | Qual | RPD Limits | Column |
|---|---|---|---|---|---|---|---|---|---|
| Polychlorinated Biphenyls by GC - Westborough Lab Associated sample(s): 01 Batch: WG1737660-2 WG1737660-3 | | | | | | | | | |
| Aroclor 1016 | 67 | | 72 | | 40-140 | 7 | | 50 | A |
| Aroclor 1260 | 57 | | 61 | | 40-140 | 7 | | 50 | A |

| Surrogate | LCS %Recovery | Qual | LCSD %Recovery | Qual | Acceptance Criteria | Column |
|---|---|---|---|---|---|---|
| 2,4,5,6-Tetrachloro-m-xylene | 87 | | 75 | | 30-150 | A |
| Decachlorobiphenyl | 58 | | 64 | | 30-150 | A |
| 2,4,5,6-Tetrachloro-m-xylene | 88 | | 74 | | 30-150 | B |
| Decachlorobiphenyl | 60 | | 66 | | 30-150 | B |

# PESTICIDES

**Project Name:** NORTH MAIN STREET SITE
**Project Number:** 12814, PHASE 3
**Lab Number:** L2304283
**Report Date:** 01/31/23

## SAMPLE RESULTS

Lab ID: L2304283-01
Client ID: SB-201 (4.5-5)
Sample Location: 128-158 NORTH MAIN ST. PORT CHESTER NY

Date Collected: 01/25/23 08:30
Date Received: 01/25/23
Field Prep: Not Specified

Sample Depth:
Matrix: Soil
Analytical Method: 1,8081B
Analytical Date: 01/28/23 11:07
Analyst: AAR
Percent Solids: 85%

Extraction Method: EPA 3546
Extraction Date: 01/26/23 15:32
Cleanup Method: EPA 3620B
Cleanup Date: 01/28/23

| Parameter | Result | Qualifier | Units | RL | MDL | Dilution Factor | Column |
|---|---|---|---|---|---|---|---|
| Organochlorine Pesticides by GC - Westborough Lab | | | | | | | |
| Delta-BHC | ND | | ug/kg | 1.82 | 0.356 | 1 | A |
| Lindane | ND | | ug/kg | 0.756 | 0.338 | 1 | A |
| Alpha-BHC | ND | | ug/kg | 0.756 | 0.215 | 1 | A |
| Beta-BHC | ND | | ug/kg | 1.82 | 0.688 | 1 | A |
| Heptachlor | ND | | ug/kg | 0.908 | 0.407 | 1 | A |
| Aldrin | ND | | ug/kg | 1.82 | 0.639 | 1 | A |
| Heptachlor epoxide | ND | | ug/kg | 3.40 | 1.02 | 1 | A |
| Endrin | ND | | ug/kg | 0.756 | 0.310 | 1 | A |
| Endrin aldehyde | ND | | ug/kg | 2.27 | 0.794 | 1 | A |
| Endrin ketone | ND | | ug/kg | 1.82 | 0.467 | 1 | A |
| Dieldrin | ND | | ug/kg | 1.13 | 0.567 | 1 | A |
| 4,4'-DDE | ND | | ug/kg | 1.82 | 0.420 | 1 | A |
| 4,4'-DDD | ND | | ug/kg | 1.82 | 0.648 | 1 | A |
| 4,4'-DDT | ND | | ug/kg | 1.82 | 1.46 | 1 | A |
| Endosulfan I | ND | | ug/kg | 1.82 | 0.429 | 1 | A |
| Endosulfan II | ND | | ug/kg | 1.82 | 0.607 | 1 | A |
| Endosulfan sulfate | ND | | ug/kg | 0.756 | 0.360 | 1 | A |
| Methoxychlor | ND | | ug/kg | 3.40 | 1.06 | 1 | A |
| Toxaphene | ND | | ug/kg | 34.0 | 9.53 | 1 | A |
| cis-Chlordane | ND | | ug/kg | 2.27 | 0.632 | 1 | A |
| trans-Chlordane | ND | | ug/kg | 2.27 | 0.599 | 1 | A |
| Chlordane | ND | | ug/kg | 15.1 | 6.01 | 1 | A |

**Project Name:** NORTH MAIN STREET SITE **Lab Number:** L2304283

**Project Number:** 12814, PHASE 3 **Report Date:** 01/31/23

## SAMPLE RESULTS

| | | | |
|---|---|---|---|
| Lab ID: | L2304283-01 | Date Collected: | 01/25/23 08:30 |
| Client ID: | SB-201 (4.5-5) | Date Received: | 01/25/23 |
| Sample Location: | 128-158 NORTH MAIN ST. PORT CHESTER NY | Field Prep: | Not Specified |

Sample Depth:

| Parameter | Result | Qualifier | Units | RL | MDL | Dilution Factor | Column |
|---|---|---|---|---|---|---|---|
| Organochlorine Pesticides by GC - Westborough Lab | | | | | | | |

| Surrogate | % Recovery | Qualifier | Acceptance Criteria | Column |
|---|---|---|---|---|
| 2,4,5,6-Tetrachloro-m-xylene | 85 | | 30-150 | A |
| Decachlorobiphenyl | 56 | | 30-150 | A |
| 2,4,5,6-Tetrachloro-m-xylene | 78 | | 30-150 | B |
| Decachlorobiphenyl | 91 | | 30-150 | B |

**Project Name:** NORTH MAIN STREET SITE
**Project Number:** 12814, PHASE 3

**Lab Number:** L2304283
**Report Date:** 01/31/23

# Method Blank Analysis
## Batch Quality Control

Analytical Method: 1,8081B
Analytical Date: 01/28/23 08:49
Analyst: AAR

Extraction Method: EPA 3546
Extraction Date: 01/26/23 10:30
Cleanup Method: EPA 3620B
Cleanup Date: 01/28/23
Cleanup Method: EPA 3660B
Cleanup Date: 01/28/23

| Parameter | Result | Qualifier | Units | RL | MDL | Column |
|---|---|---|---|---|---|---|
| Organochlorine Pesticides by GC - Westborough Lab for sample(s): 01 Batch: WG1737538-1 | | | | | | |
| Delta-BHC | ND | | ug/kg | 1.59 | 0.311 | A |
| Lindane | ND | | ug/kg | 0.662 | 0.296 | A |
| Alpha-BHC | ND | | ug/kg | 0.662 | 0.188 | A |
| Beta-BHC | ND | | ug/kg | 1.59 | 0.603 | A |
| Heptachlor | ND | | ug/kg | 0.795 | 0.356 | A |
| Aldrin | ND | | ug/kg | 1.59 | 0.560 | A |
| Heptachlor epoxide | ND | | ug/kg | 2.98 | 0.894 | A |
| Endrin | ND | | ug/kg | 0.662 | 0.272 | A |
| Endrin aldehyde | ND | | ug/kg | 1.99 | 0.695 | A |
| Endrin ketone | ND | | ug/kg | 1.59 | 0.409 | A |
| Dieldrin | ND | | ug/kg | 0.993 | 0.497 | A |
| 4,4'-DDE | ND | | ug/kg | 1.59 | 0.368 | A |
| 4,4'-DDD | ND | | ug/kg | 1.59 | 0.567 | A |
| 4,4'-DDT | ND | | ug/kg | 1.59 | 1.28 | A |
| Endosulfan I | ND | | ug/kg | 1.59 | 0.375 | A |
| Endosulfan II | ND | | ug/kg | 1.59 | 0.531 | A |
| Endosulfan sulfate | ND | | ug/kg | 0.662 | 0.315 | A |
| Methoxychlor | ND | | ug/kg | 2.98 | 0.927 | A |
| Toxaphene | ND | | ug/kg | 29.8 | 8.34 | A |
| cis-Chlordane | ND | | ug/kg | 1.99 | 0.554 | A |
| trans-Chlordane | ND | | ug/kg | 1.99 | 0.524 | A |
| Chlordane | ND | | ug/kg | 13.2 | 5.26 | A |

**Project Name:** NORTH MAIN STREET SITE
**Project Number:** 12814, PHASE 3

**Lab Number:** L2304283
**Report Date:** 01/31/23

# Method Blank Analysis
## Batch Quality Control

Analytical Method: 1,8081B
Analytical Date: 01/28/23 08:49
Analyst: AAR

Extraction Method: EPA 3546
Extraction Date: 01/26/23 10:30
Cleanup Method: EPA 3620B
Cleanup Date: 01/28/23
Cleanup Method: EPA 3660B
Cleanup Date: 01/28/23

| Parameter | Result | Qualifier | Units | RL | MDL | Column |
|---|---|---|---|---|---|---|
| Organochlorine Pesticides by GC - Westborough Lab for sample(s): 01 Batch: WG1737538-1 | | | | | | |

| Surrogate | %Recovery | Qualifier | Acceptance Criteria | Column |
|---|---|---|---|---|
| 2,4,5,6-Tetrachloro-m-xylene | 80 | | 30-150 | A |
| Decachlorobiphenyl | 57 | | 30-150 | A |
| 2,4,5,6-Tetrachloro-m-xylene | 73 | | 30-150 | B |
| Decachlorobiphenyl | 102 | | 30-150 | B |

# Lab Control Sample Analysis
## Batch Quality Control

**Project Name:** NORTH MAIN STREET SITE
**Project Number:** 12814, PHASE 3

**Lab Number:** L2304283
**Report Date:** 01/31/23

| Parameter | LCS %Recovery | Qual | LCSD %Recovery | Qual | %Recovery Limits | RPD | Qual | RPD Limits | Column |
|---|---|---|---|---|---|---|---|---|---|
| Organochlorine Pesticides by GC - Westborough Lab Associated sample(s): 01 Batch: WG1737538-2 WG1737538-3 | | | | | | | | | |
| Delta-BHC | 80 | | 79 | | 30-150 | 1 | | 30 | A |
| Lindane | 84 | | 82 | | 30-150 | 2 | | 30 | A |
| Alpha-BHC | 89 | | 87 | | 30-150 | 2 | | 30 | A |
| Beta-BHC | 80 | | 85 | | 30-150 | 6 | | 30 | A |
| Heptachlor | 90 | | 88 | | 30-150 | 2 | | 30 | A |
| Aldrin | 87 | | 85 | | 30-150 | 2 | | 30 | A |
| Heptachlor epoxide | 81 | | 78 | | 30-150 | 4 | | 30 | A |
| Endrin | 93 | | 91 | | 30-150 | 2 | | 30 | A |
| Endrin aldehyde | 72 | | 69 | | 30-150 | 4 | | 30 | A |
| Endrin ketone | 101 | | 100 | | 30-150 | 1 | | 30 | A |
| Dieldrin | 96 | | 94 | | 30-150 | 2 | | 30 | A |
| 4,4'-DDE | 93 | | 91 | | 30-150 | 2 | | 30 | A |
| 4,4'-DDD | 102 | | 100 | | 30-150 | 2 | | 30 | A |
| 4,4'-DDT | 98 | | 95 | | 30-150 | 3 | | 30 | A |
| Endosulfan I | 87 | | 86 | | 30-150 | 1 | | 30 | A |
| Endosulfan II | 96 | | 93 | | 30-150 | 3 | | 30 | A |
| Endosulfan sulfate | 77 | | 74 | | 30-150 | 4 | | 30 | A |
| Methoxychlor | 96 | | 91 | | 30-150 | 5 | | 30 | A |
| cis-Chlordane | 77 | | 76 | | 30-150 | 1 | | 30 | A |
| trans-Chlordane | 98 | | 97 | | 30-150 | 1 | | 30 | A |

# Lab Control Sample Analysis

## Batch Quality Control

**Project Name:** NORTH MAIN STREET SITE

**Project Number:** 12814, PHASE 3

**Lab Number:** L2304283

**Report Date:** 01/31/23

| Parameter | LCS %Recovery | Qual | LCSD %Recovery | Qual | %Recovery Limits | RPD | Qual | RPD Limits |
|---|---|---|---|---|---|---|---|---|
| Organochlorine Pesticides by GC - Westborough Lab Associated sample(s): 01 Batch: WG1737538-2 WG1737538-3 | | | | | | | | |

| Surrogate | LCS %Recovery | Qual | LCSD %Recovery | Qual | Acceptance Criteria | Column |
|---|---|---|---|---|---|---|
| 2,4,5,6-Tetrachloro-m-xylene | 78 | | 75 | | 30-150 | A |
| Decachlorobiphenyl | 60 | | 55 | | 30-150 | A |
| 2,4,5,6-Tetrachloro-m-xylene | 71 | | 70 | | 30-150 | B |
| Decachlorobiphenyl | 102 | | 95 | | 30-150 | B |

# METALS

**Project Name:** NORTH MAIN STREET SITE
**Project Number:** 12814, PHASE 3
**Lab Number:** L2304283
**Report Date:** 01/31/23

## SAMPLE RESULTS

Lab ID: L2304283-01
Client ID: SB-201 (4.5-5)
Sample Location: 128-158 NORTH MAIN ST. PORT CHESTER NY
Date Collected: 01/25/23 08:30
Date Received: 01/25/23
Field Prep: Not Specified

Sample Depth:
Matrix: Soil
Percent Solids: 85%

| Parameter | Result | Qualifier | Units | RL | MDL | Dilution Factor | Date Prepared | Date Analyzed | Prep Method | Analytical Method | Analyst |
|---|---|---|---|---|---|---|---|---|---|---|---|
| **Total Metals - Mansfield Lab** | | | | | | | | | | | |
| Aluminum, Total | 5380 | | mg/kg | 8.86 | 2.39 | 2 | 01/27/23 17:13 | 01/27/23 21:20 | EPA 3050B | 1,6010D | GCL |
| Antimony, Total | ND | | mg/kg | 4.43 | 0.336 | 2 | 01/27/23 17:13 | 01/27/23 21:20 | EPA 3050B | 1,6010D | GCL |
| Arsenic, Total | 1.85 | | mg/kg | 0.886 | 0.184 | 2 | 01/27/23 17:13 | 01/27/23 21:20 | EPA 3050B | 1,6010D | GCL |
| Barium, Total | 26.1 | | mg/kg | 0.886 | 0.154 | 2 | 01/27/23 17:13 | 01/27/23 21:20 | EPA 3050B | 1,6010D | GCL |
| Beryllium, Total | 0.192 | J | mg/kg | 0.443 | 0.029 | 2 | 01/27/23 17:13 | 01/27/23 21:20 | EPA 3050B | 1,6010D | GCL |
| Cadmium, Total | 0.242 | J | mg/kg | 0.886 | 0.087 | 2 | 01/27/23 17:13 | 01/27/23 21:20 | EPA 3050B | 1,6010D | GCL |
| Calcium, Total | 1480 | | mg/kg | 8.86 | 3.10 | 2 | 01/27/23 17:13 | 01/27/23 21:20 | EPA 3050B | 1,6010D | GCL |
| Chromium, Total | 10.9 | | mg/kg | 0.886 | 0.085 | 2 | 01/27/23 17:13 | 01/27/23 21:20 | EPA 3050B | 1,6010D | GCL |
| Cobalt, Total | 4.66 | | mg/kg | 1.77 | 0.147 | 2 | 01/27/23 17:13 | 01/27/23 21:20 | EPA 3050B | 1,6010D | GCL |
| Copper, Total | 15.5 | | mg/kg | 0.886 | 0.228 | 2 | 01/27/23 17:13 | 01/27/23 21:20 | EPA 3050B | 1,6010D | GCL |
| Iron, Total | 9780 | | mg/kg | 4.43 | 0.800 | 2 | 01/27/23 17:13 | 01/27/23 21:20 | EPA 3050B | 1,6010D | GCL |
| Lead, Total | 12.6 | | mg/kg | 4.43 | 0.237 | 2 | 01/27/23 17:13 | 01/27/23 21:20 | EPA 3050B | 1,6010D | GCL |
| Magnesium, Total | 1900 | | mg/kg | 8.86 | 1.36 | 2 | 01/27/23 17:13 | 01/27/23 21:20 | EPA 3050B | 1,6010D | GCL |
| Manganese, Total | 157 | | mg/kg | 0.886 | 0.141 | 2 | 01/27/23 17:13 | 01/27/23 21:20 | EPA 3050B | 1,6010D | GCL |
| Mercury, Total | ND | | mg/kg | 0.076 | 0.050 | 1 | 01/27/23 17:32 | 01/30/23 09:36 | EPA 7471B | 1,7471B | DMB |
| Nickel, Total | 9.17 | | mg/kg | 2.21 | 0.214 | 2 | 01/27/23 17:13 | 01/27/23 21:20 | EPA 3050B | 1,6010D | GCL |
| Potassium, Total | 913 | | mg/kg | 221 | 12.8 | 2 | 01/27/23 17:13 | 01/27/23 21:20 | EPA 3050B | 1,6010D | GCL |
| Selenium, Total | ND | | mg/kg | 1.77 | 0.228 | 2 | 01/27/23 17:13 | 01/27/23 21:20 | EPA 3050B | 1,6010D | GCL |
| Silver, Total | ND | | mg/kg | 0.443 | 0.251 | 2 | 01/27/23 17:13 | 01/27/23 21:20 | EPA 3050B | 1,6010D | GCL |
| Sodium, Total | 86.3 | J | mg/kg | 177 | 2.79 | 2 | 01/27/23 17:13 | 01/27/23 21:20 | EPA 3050B | 1,6010D | GCL |
| Thallium, Total | ND | | mg/kg | 1.77 | 0.279 | 2 | 01/27/23 17:13 | 01/27/23 21:20 | EPA 3050B | 1,6010D | GCL |
| Vanadium, Total | 15.0 | | mg/kg | 0.886 | 0.180 | 2 | 01/27/23 17:13 | 01/27/23 21:20 | EPA 3050B | 1,6010D | GCL |
| Zinc, Total | 45.9 | | mg/kg | 4.43 | 0.260 | 2 | 01/27/23 17:13 | 01/27/23 21:20 | EPA 3050B | 1,6010D | GCL |

**Project Name:** NORTH MAIN STREET SITE **Lab Number:** L2304283

**Project Number:** 12814, PHASE 3 **Report Date:** 01/31/23

# Method Blank Analysis
# Batch Quality Control

| Parameter | Result | Qualifier | Units | RL | MDL | Dilution Factor | Date Prepared | Date Analyzed | Analytical Method | Analyst |
|---|---|---|---|---|---|---|---|---|---|---|
| Total Metals - Mansfield Lab for sample(s): 01 Batch: WG1737686-1 | | | | | | | | | | |
| Aluminum, Total | ND | | mg/kg | 4.00 | 1.08 | 1 | 01/27/23 17:13 | 01/27/23 20:27 | 1,6010D | GCL |
| Antimony, Total | ND | | mg/kg | 2.00 | 0.152 | 1 | 01/27/23 17:13 | 01/27/23 20:27 | 1,6010D | GCL |
| Arsenic, Total | ND | | mg/kg | 0.400 | 0.083 | 1 | 01/27/23 17:13 | 01/27/23 20:27 | 1,6010D | GCL |
| Barium, Total | ND | | mg/kg | 0.400 | 0.070 | 1 | 01/27/23 17:13 | 01/27/23 20:27 | 1,6010D | GCL |
| Beryllium, Total | ND | | mg/kg | 0.200 | 0.013 | 1 | 01/27/23 17:13 | 01/27/23 20:27 | 1,6010D | GCL |
| Cadmium, Total | ND | | mg/kg | 0.400 | 0.039 | 1 | 01/27/23 17:13 | 01/27/23 20:27 | 1,6010D | GCL |
| Calcium, Total | ND | | mg/kg | 4.00 | 1.40 | 1 | 01/27/23 17:13 | 01/27/23 20:27 | 1,6010D | GCL |
| Chromium, Total | ND | | mg/kg | 0.400 | 0.038 | 1 | 01/27/23 17:13 | 01/27/23 20:27 | 1,6010D | GCL |
| Cobalt, Total | ND | | mg/kg | 0.800 | 0.066 | 1 | 01/27/23 17:13 | 01/27/23 20:27 | 1,6010D | GCL |
| Copper, Total | ND | | mg/kg | 0.400 | 0.103 | 1 | 01/27/23 17:13 | 01/27/23 20:27 | 1,6010D | GCL |
| Iron, Total | ND | | mg/kg | 2.00 | 0.361 | 1 | 01/27/23 17:13 | 01/27/23 20:27 | 1,6010D | GCL |
| Lead, Total | ND | | mg/kg | 2.00 | 0.107 | 1 | 01/27/23 17:13 | 01/27/23 20:27 | 1,6010D | GCL |
| Magnesium, Total | ND | | mg/kg | 4.00 | 0.616 | 1 | 01/27/23 17:13 | 01/27/23 20:27 | 1,6010D | GCL |
| Manganese, Total | ND | | mg/kg | 0.400 | 0.064 | 1 | 01/27/23 17:13 | 01/27/23 20:27 | 1,6010D | GCL |
| Nickel, Total | ND | | mg/kg | 1.00 | 0.097 | 1 | 01/27/23 17:13 | 01/27/23 20:27 | 1,6010D | GCL |
| Potassium, Total | ND | | mg/kg | 100 | 5.76 | 1 | 01/27/23 17:13 | 01/27/23 20:27 | 1,6010D | GCL |
| Selenium, Total | ND | | mg/kg | 0.800 | 0.103 | 1 | 01/27/23 17:13 | 01/27/23 20:27 | 1,6010D | GCL |
| Silver, Total | ND | | mg/kg | 0.200 | 0.113 | 1 | 01/27/23 17:13 | 01/27/23 20:27 | 1,6010D | GCL |
| Sodium, Total | ND | | mg/kg | 80.0 | 1.26 | 1 | 01/27/23 17:13 | 01/27/23 20:27 | 1,6010D | GCL |
| Thallium, Total | ND | | mg/kg | 0.800 | 0.126 | 1 | 01/27/23 17:13 | 01/27/23 20:27 | 1,6010D | GCL |
| Vanadium, Total | ND | | mg/kg | 0.400 | 0.081 | 1 | 01/27/23 17:13 | 01/27/23 20:27 | 1,6010D | GCL |
| Zinc, Total | ND | | mg/kg | 2.00 | 0.117 | 1 | 01/27/23 17:13 | 01/27/23 20:27 | 1,6010D | GCL |

**Prep Information**

Digestion Method: EPA 3050B

| Parameter | Result | Qualifier | Units | RL | MDL | Dilution Factor | Date Prepared | Date Analyzed | Analytical Method | Analyst |
|---|---|---|---|---|---|---|---|---|---|---|
| Total Metals - Mansfield Lab for sample(s): 01 Batch: WG1737687-1 | | | | | | | | | | |
| Mercury, Total | ND | | mg/kg | 0.083 | 0.054 | 1 | 01/27/23 17:32 | 01/30/23 08:08 | 1,7471B | DMB |

**Project Name:** NORTH MAIN STREET SITE **Lab Number:** L2304283

**Project Number:** 12814, PHASE 3 **Report Date:** 01/31/23

# Method Blank Analysis
# Batch Quality Control

**Prep Information**

Digestion Method: EPA 7471B

# Lab Control Sample Analysis
## Batch Quality Control

**Project Name:** NORTH MAIN STREET SITE
**Project Number:** 12814, PHASE 3

**Lab Number:** L2304283
**Report Date:** 01/31/23

| Parameter | LCS %Recovery | Qual | LCSD %Recovery | Qual | %Recovery Limits | RPD | Qual | RPD Limits |
|---|---|---|---|---|---|---|---|---|
| Total Metals - Mansfield Lab Associated sample(s): 01 Batch: WG1737686-2 SRM Lot Number: D116-540 | | | | | | | | |
| Aluminum, Total | 78 | | - | | 45-155 | - | | |
| Antimony, Total | 203 | | - | | 2-205 | - | | |
| Arsenic, Total | 104 | | - | | 82-119 | - | | |
| Barium, Total | 93 | | - | | 82-118 | - | | |
| Beryllium, Total | 103 | | - | | 82-118 | - | | |
| Cadmium, Total | 104 | | - | | 82-118 | - | | |
| Calcium, Total | 94 | | - | | 81-119 | - | | |
| Chromium, Total | 101 | | - | | 81-118 | - | | |
| Cobalt, Total | 98 | | - | | 83-117 | - | | |
| Copper, Total | 102 | | - | | 83-117 | - | | |
| Iron, Total | 94 | | - | | 58-142 | - | | |
| Lead, Total | 99 | | - | | 83-117 | - | | |
| Magnesium, Total | 90 | | - | | 75-125 | - | | |
| Manganese, Total | 99 | | - | | 82-118 | - | | |
| Nickel, Total | 104 | | - | | 82-118 | - | | |
| Potassium, Total | 84 | | - | | 68-131 | - | | |
| Selenium, Total | 105 | | - | | 78-122 | - | | |
| Silver, Total | 100 | | - | | 79-121 | - | | |
| Sodium, Total | 94 | | - | | 71-130 | - | | |
| Thallium, Total | 103 | | - | | 80-120 | - | | |
| Vanadium, Total | 102 | | - | | 78-122 | - | | |

# Lab Control Sample Analysis
## Batch Quality Control

**Project Name:** NORTH MAIN STREET SITE
**Project Number:** 12814, PHASE 3

**Lab Number:** L2304283
**Report Date:** 01/31/23

| Parameter | LCS %Recovery | LCSD %Recovery | %Recovery Limits | RPD | RPD Limits |
|---|---|---|---|---|---|
| Total Metals - Mansfield Lab Associated sample(s): 01 Batch: WG1737686-2 SRM Lot Number: D116-540 | | | | | |
| Zinc, Total | 103 | - | 80-120 | - | |
| Total Metals - Mansfield Lab Associated sample(s): 01 Batch: WG1737687-2 SRM Lot Number: D116-540 | | | | | |
| Mercury, Total | 91 | - | 58-142 | - | |

# Matrix Spike Analysis
## Batch Quality Control

**Project Name:** NORTH MAIN STREET SITE
**Project Number:** 12814, PHASE 3

**Lab Number:** L2304283
**Report Date:** 01/31/23

| Parameter | Native Sample | MS Added | MS Found | MS %Recovery | Qual | MSD Found | MSD %Recovery | Qual | Recovery Limits | RPD | Qual | RPD Limits |
|---|---|---|---|---|---|---|---|---|---|---|---|---|
| Total Metals - Mansfield Lab Associated sample(s): 01 QC Batch ID: WG1737686-3 WG1737686-4 QC Sample: L2304292-21 Client ID: MS Sample | | | | | | | | | | | | |
| Aluminum, Total | 9720 | 175 | 10300 | **331** | Q | 8150 | **0** | Q | 75-125 | **23** | Q | 20 |
| Antimony, Total | ND | 43.8 | 44.6 | 102 | | 43.2 | 97 | | 75-125 | 3 | | 20 |
| Arsenic, Total | 5.31 | 10.5 | 17.2 | 113 | | 15.6 | 96 | | 75-125 | 10 | | 20 |
| Barium, Total | 104 | 175 | 270 | 95 | | 263 | 89 | | 75-125 | 3 | | 20 |
| Beryllium, Total | 0.330J | 4.38 | 4.83 | 110 | | 4.82 | 108 | | 75-125 | 0 | | 20 |
| Cadmium, Total | 0.562J | 4.64 | 5.21 | 112 | | 4.80 | 102 | | 75-125 | 8 | | 20 |
| Calcium, Total | 2560 | 876 | 3260 | 80 | | 2920 | **40** | Q | 75-125 | 11 | | 20 |
| Chromium, Total | 12.4 | 17.5 | 30.0 | 100 | | 26.5 | 79 | | 75-125 | 12 | | 20 |
| Cobalt, Total | 4.22 | 43.8 | 45.5 | 94 | | 43.6 | 88 | | 75-125 | 4 | | 20 |
| Copper, Total | 18.7 | 21.9 | 39.7 | 96 | | 38.1 | 87 | | 75-125 | 4 | | 20 |
| Iron, Total | 14200 | 87.6 | 14100 | **0** | Q | 12400 | **0** | Q | 75-125 | 13 | | 20 |
| Lead, Total | 252 | 46.4 | 325 | **157** | Q | 255 | **6** | Q | 75-125 | **24** | Q | 20 |
| Magnesium, Total | 1420 | 876 | 2240 | 94 | | 1840 | **47** | Q | 75-125 | 20 | | 20 |
| Manganese, Total | 240 | 43.8 | 259 | **43** | Q | 256 | **36** | Q | 75-125 | 1 | | 20 |
| Nickel, Total | 8.93 | 43.8 | 49.6 | 93 | | 48.0 | 88 | | 75-125 | 3 | | 20 |
| Potassium, Total | 318 | 876 | 1190 | 100 | | 1120 | 90 | | 75-125 | 6 | | 20 |
| Selenium, Total | 0.630J | 10.5 | 11.6 | 110 | | 11.6 | 109 | | 75-125 | 0 | | 20 |
| Silver, Total | ND | 26.3 | 25.9 | 98 | | 25.1 | 94 | | 75-125 | 3 | | 20 |
| Sodium, Total | 41.1J | 876 | 918 | 105 | | 926 | 104 | | 75-125 | 1 | | 20 |
| Thallium, Total | ND | 10.5 | 10.4 | 99 | | 10.2 | 96 | | 75-125 | 2 | | 20 |
| Vanadium, Total | 18.4 | 43.8 | 62.5 | 101 | | 57.3 | 87 | | 75-125 | 9 | | 20 |

# Matrix Spike Analysis
## Batch Quality Control

**Project Name:** NORTH MAIN STREET SITE
**Project Number:** 12814, PHASE 3

**Lab Number:** L2304283
**Report Date:** 01/31/23

| Parameter | Native Sample | MS Added | MS Found | MS %Recovery | | MSD Found | MSD %Recovery | | Recovery Limits | RPD | RPD Limits |
|---|---|---|---|---|---|---|---|---|---|---|---|
| Total Metals - Mansfield Lab Associated sample(s): 01 | QC Batch ID: WG1737686-3 | | | | WG1737686-4 | QC Sample: L2304292-21 | | | Client ID: MS Sample | | |
| Zinc, Total | 148 | 43.8 | 190 | 96 | | 170 | **49** | Q | 75-125 | 11 | 20 |
| Total Metals - Mansfield Lab Associated sample(s): 01 | QC Batch ID: WG1737687-3 | | | | WG1737687-4 | QC Sample: L2304292-21 | | | Client ID: MS Sample | | |
| Mercury, Total | 0.112 | 1.46 | 1.59 | 101 | | 1.89 | 102 | | 80-120 | 17 | 20 |

**Project Name:** NORTH MAIN STREET SITE
**Project Number:** 12814, PHASE 3

# Lab Serial Dilution Analysis
## Batch Quality Control

**Lab Number:** L2304283
**Report Date:** 01/31/23

| Parameter | Native Sample | Serial Dilution | Units | % D | Qual | RPD Limits |
|---|---|---|---|---|---|---|
| Total Metals - Mansfield Lab Associated sample(s): 01 QC Batch ID: WG1737686-6 QC Sample: L2304292-21 Client ID: DUP Sample | | | | | | |
| Aluminum, Total | 9720 | 9710 | mg/kg | 0 | | 20 |
| Barium, Total | 104 | 104 | mg/kg | 0 | | 20 |
| Calcium, Total | 2560 | 2570 | mg/kg | 0 | | 20 |
| Iron, Total | 14200 | 15000 | mg/kg | 6 | | 20 |
| Lead, Total | 252 | 254 | mg/kg | 1 | | 20 |
| Magnesium, Total | 1420 | 1460 | mg/kg | 3 | | 20 |
| Manganese, Total | 240 | 245 | mg/kg | 2 | | 20 |
| Zinc, Total | 148 | 148 | mg/kg | 0 | | 20 |

# INORGANICS
# &
# MISCELLANEOUS

**Project Name:** NORTH MAIN STREET SITE
**Project Number:** 12814, PHASE 3

**Lab Number:** L2304283
**Report Date:** 01/31/23

## SAMPLE RESULTS

Lab ID: L2304283-01
Client ID: SB-201 (4.5-5)
Sample Location: 128-158 NORTH MAIN ST. PORT CHESTER NY

Date Collected: 01/25/23 08:30
Date Received: 01/25/23
Field Prep: Not Specified

Sample Depth:
Matrix: Soil

| Parameter | Result | Qualifier | Units | RL | MDL | Dilution Factor | Date Prepared | Date Analyzed | Analytical Method | Analyst |
|---|---|---|---|---|---|---|---|---|---|---|
| **General Chemistry - Westborough Lab** | | | | | | | | | | |
| Solids, Total | 85.4 | | % | 0.100 | NA | 1 | - | 01/26/23 13:18 | 121,2540G | ROI |
| Cyanide, Total | ND | | mg/kg | 1.1 | 0.24 | 1 | 01/27/23 16:00 | 01/30/23 11:54 | 1,9010C/9012B | JER |

**Project Name:** NORTH MAIN STREET SITE **Lab Number:** L2304283

**Project Number:** 12814, PHASE 3 **Report Date:** 01/31/23

# Method Blank Analysis
## Batch Quality Control

| Parameter | Result | Qualifier | Units | RL | MDL | Dilution Factor | Date Prepared | Date Analyzed | Analytical Method | Analyst |
|---|---|---|---|---|---|---|---|---|---|---|
| General Chemistry - Westborough Lab for sample(s): 01 Batch: WG1738054-1 | | | | | | | | | | |
| Cyanide, Total | ND | | mg/kg | 0.96 | 0.20 | 1 | 01/27/23 16:00 | 01/30/23 11:29 | 1,9010C/9012B | JER |

# Lab Control Sample Analysis

## Batch Quality Control

**Project Name:** NORTH MAIN STREET SITE

**Project Number:** 12814, PHASE 3

**Lab Number:** L2304283

**Report Date:** 01/31/23

| Parameter | LCS %Recovery | Qual | LCSD %Recovery | Qual | %Recovery Limits | RPD | Qual | RPD Limits |
|---|---|---|---|---|---|---|---|---|
| General Chemistry - Westborough Lab Associated sample(s): 01 Batch: WG1738054-2 WG1738054-3 | | | | | | | | |
| Cyanide, Total | 80 | | 85 | | 80-120 | 6 | | 35 |

# Matrix Spike Analysis
## Batch Quality Control

**Project Name:** NORTH MAIN STREET SITE
**Project Number:** 12814, PHASE 3

**Lab Number:** L2304283
**Report Date:** 01/31/23

| Parameter | Native Sample | MS Added | MS Found | MS %Recovery | Qual | MSD Found | MSD %Recovery | Qual | Recovery Limits | RPD | Qual | RPD Limits |
|---|---|---|---|---|---|---|---|---|---|---|---|---|
| General Chemistry - Westborough Lab Associated sample(s): 01 QC Batch ID: WG1738054-4 WG1738054-5 QC Sample: L2304031-01 Client ID: MS Sample | | | | | | | | | | | | |
| Cyanide, Total | ND | 11 | 11 | 100 | | 12 | 110 | | 75-125 | 9 | | 35 |

# Lab Duplicate Analysis

***Batch Quality Control***

**Project Name:** NORTH MAIN STREET SITE

**Project Number:** 12814, PHASE 3

***Lab Number:*** L2304283

***Report Date:*** 01/31/23

| Parameter | Native Sample | Duplicate Sample | Units | RPD | Qual | RPD Limits |
|---|---|---|---|---|---|---|
| General Chemistry - Westborough Lab Associated sample(s): 01 QC Batch ID: WG1737462-1 QC Sample: L2304205-03 Client ID: DUP Sample | | | | | | |
| Solids, Total | 79.0 | 79.2 | % | 0 | | 20 |

**Project Name:** NORTH MAIN STREET SITE
**Project Number:** 12814, PHASE 3

**Lab Number:** L2304283
**Report Date:** 01/31/23

## Sample Receipt and Container Information

Were project specific reporting limits specified? YES

### Cooler Information

| Cooler | Custody Seal |
|---|---|
| A | Absent |
| B | Absent |

### Container Information

| Container ID | Container Type | Cooler | Initial pH | Final pH | Temp deg C | Pres | Seal | Frozen Date/Time | Analysis(*) |
|---|---|---|---|---|---|---|---|---|---|
| L2304283-01A | 5 gram Encore Sampler | A | NA | | 2.8 | Y | Absent | | NYTCL-8260HLW(14) |
| L2304283-01B | 5 gram Encore Sampler | A | NA | | 2.8 | Y | Absent | | NYTCL-8260HLW(14) |
| L2304283-01C | 5 gram Encore Sampler | A | NA | | 2.8 | Y | Absent | | NYTCL-8260HLW(14) |
| L2304283-01D | Metals Only-Glass 60mL/2oz unpreserved | A | NA | | 2.8 | Y | Absent | | BE-TI(180),BA-TI(180),AS-TI(180),AG-TI(180),CR-TI(180),NI-TI(180),TL-TI(180),AL-TI(180),ZN-TI(180),CU-TI(180),PB-TI(180),SB-TI(180),SE-TI(180),V-TI(180),CO-TI(180),FE-TI(180),HG-T(28),MG-TI(180),MN-TI(180),CA-TI(180),K-TI(180),CD-TI(180),NA-TI(180) |
| L2304283-01E | Plastic 2oz unpreserved for TS | A | NA | | 2.8 | Y | Absent | | TS(7) |
| L2304283-01F | Glass 250ml/8oz unpreserved | A | NA | | 2.8 | Y | Absent | | TCN-9010(14),NYTCL-8270(14),NYTCL-8081(14),NYTCL-8082(365) |
| L2304283-01X | Vial MeOH preserved split | A | NA | | 2.8 | Y | Absent | | NYTCL-8260HLW(14) |
| L2304283-01Y | Vial Water preserved split | A | NA | | 2.8 | Y | Absent | 26-JAN-23 10:39 | NYTCL-8260HLW(14) |
| L2304283-01Z | Vial Water preserved split | A | NA | | 2.8 | Y | Absent | 26-JAN-23 10:39 | NYTCL-8260HLW(14) |

*Values in parentheses indicate holding time in days

| | | | |
|---|---|---|---|
| **Project Name:** | NORTH MAIN STREET SITE | **Lab Number:** | L2304283 |
| **Project Number:** | 12814, PHASE 3 | **Report Date:** | 01/31/23 |

## GLOSSARY

***Acronyms***

| | |
|---|---|
| DL | - Detection Limit: This value represents the level to which target analyte concentrations are reported as estimated values, when those target analyte concentrations are quantified below the limit of quantitation (LOQ). The DL includes any adjustments from dilutions, concentrations or moisture content, where applicable. (DoD report formats only.) |
| EDL | - Estimated Detection Limit: This value represents the level to which target analyte concentrations are reported as estimated values, when those target analyte concentrations are quantified below the reporting limit (RL). The EDL includes any adjustments from dilutions, concentrations or moisture content, where applicable. The use of EDLs is specific to the analysis of PAHs using Solid-Phase Microextraction (SPME). |
| EMPC | - Estimated Maximum Possible Concentration: The concentration that results from the signal present at the retention time of an analyte when the ions meet all of the identification criteria except the ion abundance ratio criteria. An EMPC is a worst-case estimate of the concentration. |
| EPA | - Environmental Protection Agency. |
| LCS | - Laboratory Control Sample: A sample matrix, free from the analytes of interest, spiked with verified known amounts of analytes or a material containing known and verified amounts of analytes. |
| LCSD | - Laboratory Control Sample Duplicate: Refer to LCS. |
| LFB | - Laboratory Fortified Blank: A sample matrix, free from the analytes of interest, spiked with verified known amounts of analytes or a material containing known and verified amounts of analytes. |
| LOD | - Limit of Detection: This value represents the level to which a target analyte can reliably be detected for a specific analyte in a specific matrix by a specific method. The LOD includes any adjustments from dilutions, concentrations or moisture content, where applicable. (DoD report formats only.) |
| LOQ | - Limit of Quantitation: The value at which an instrument can accurately measure an analyte at a specific concentration. The LOQ includes any adjustments from dilutions, concentrations or moisture content, where applicable. (DoD report formats only.)<br><br>Limit of Quantitation: The value at which an instrument can accurately measure an analyte at a specific concentration. The LOQ includes any adjustments from dilutions, concentrations or moisture content, where applicable. (DoD report formats only.) |
| MDL | - Method Detection Limit: This value represents the level to which target analyte concentrations are reported as estimated values, when those target analyte concentrations are quantified below the reporting limit (RL). The MDL includes any adjustments from dilutions, concentrations or moisture content, where applicable. |
| MS | - Matrix Spike Sample: A sample prepared by adding a known mass of target analyte to a specified amount of matrix sample for which an independent estimate of target analyte concentration is available. For Method 332.0, the spike recovery is calculated using the native concentration, including estimated values. |
| MSD | - Matrix Spike Sample Duplicate: Refer to MS. |
| NA | - Not Applicable. |
| NC | - Not Calculated: Term is utilized when one or more of the results utilized in the calculation are non-detect at the parameter's reporting unit. |
| NDPA/DPA | - N-Nitrosodiphenylamine/Diphenylamine. |
| NI | - Not Ignitable. |
| NP | - Non-Plastic: Term is utilized for the analysis of Atterberg Limits in soil. |
| NR | - No Results: Term is utilized when 'No Target Compounds Requested' is reported for the analysis of Volatile or Semivolatile Organic TIC only requests. |
| RL | - Reporting Limit: The value at which an instrument can accurately measure an analyte at a specific concentration. The RL includes any adjustments from dilutions, concentrations or moisture content, where applicable. |
| RPD | - Relative Percent Difference: The results from matrix and/or matrix spike duplicates are primarily designed to assess the precision of analytical results in a given matrix and are expressed as relative percent difference (RPD). Values which are less than five times the reporting limit for any individual parameter are evaluated by utilizing the absolute difference between the values; although the RPD value will be provided in the report. |
| SRM | - Standard Reference Material: A reference sample of a known or certified value that is of the same or similar matrix as the associated field samples. |
| STLP | - Semi-dynamic Tank Leaching Procedure per EPA Method 1315. |
| TEF | - Toxic Equivalency Factors: The values assigned to each dioxin and furan to evaluate their toxicity relative to 2,3,7,8-TCDD. |
| TEQ | - Toxic Equivalent: The measure of a sample's toxicity derived by multiplying each dioxin and furan by its corresponding TEF and then summing the resulting values. |
| TIC | - Tentatively Identified Compound: A compound that has been identified to be present and is not part of the target compound list (TCL) for the method and/or program. All TICs are qualitatively identified and reported as estimated concentrations. |

*Report Format: DU Report with 'J' Qualifiers*

| | | | |
|---|---|---|---|
| **Project Name:** | NORTH MAIN STREET SITE | **Lab Number:** | L2304283 |
| **Project Number:** | 12814, PHASE 3 | **Report Date:** | 01/31/23 |

***Footnotes***

1 - The reference for this analyte should be considered modified since this analyte is absent from the target analyte list of the original method.

***Terms***

Analytical Method: Both the document from which the method originates and the analytical reference method. (Example: EPA 8260B is shown as 1,8260B.) The codes for the reference method documents are provided in the References section of the Addendum.

Chlordane: The target compound Chlordane (CAS No. 57-74-9) is reported for GC ECD analyses. Per EPA,this compound "refers to a mixture of chlordane isomers, other chlorinated hydrocarbons and numerous other components." (Reference: USEPA Toxicological Review of Chlordane, In Support of Summary Information on the Integrated Risk Information System (IRIS), December 1997.)

Difference: With respect to Total Oxidizable Precursor (TOP) Assay analysis, the difference is defined as the Post-Treatment value minus the Pre-Treatment value.

Final pH: As it pertains to Sample Receipt & Container Information section of the report, Final pH reflects pH of container determined after adjustment at the laboratory, if applicable. If no adjustment required, value reflects Initial pH.

Frozen Date/Time: With respect to Volatile Organics in soil, Frozen Date/Time reflects the date/time at which associated Reagent Water-preserved vials were initially frozen. Note: If frozen date/time is beyond 48 hours from sample collection, value will be reflected in 'bold'.

Gasoline Range Organics (GRO): Gasoline Range Organics (GRO) results include all chromatographic peaks eluting from Methyl tert butyl ether through Naphthalene, with the exception of GRO analysis in support of State of Ohio programs, which includes all chromatographic peaks eluting from Hexane through Dodecane.

Initial pH: As it pertains to Sample Receipt & Container Information section of the report, Initial pH reflects pH of container determined upon receipt, if applicable.

PAH Total: With respect to Alkylated PAH analyses, the 'PAHs, Total' result is defined as the summation of results for all or a subset of the following compounds: Naphthalene, C1-C4 Naphthalenes, 2-Methylnaphthalene, 1-Methylnaphthalene, Biphenyl, Acenaphthylene, Acenaphthene, Fluorene, C1-C3 Fluorenes, Phenanthrene, C1-C4 Phenanthrenes/Anthracenes, Anthracene, Fluoranthene, Pyrene, C1-C4 Fluoranthenes/Pyrenes, Benz(a)anthracene, Chrysene, C1-C4 Chrysenes, Benzo(b)fluoranthene, Benzo(j)+(k)fluoranthene, Benzo(e)pyrene, Benzo(a)pyrene, Perylene, Indeno(1,2,3-cd)pyrene, Dibenz(ah)+(ac)anthracene, Benzo(g,h,i)perylene. If a 'Total' result is requested, the results of its individual components will also be reported.

PFAS Total: With respect to PFAS analyses, the 'PFAS, Total (5)' result is defined as the summation of results for: PFHpA, PFHxS, PFOA, PFNA and PFOS. In addition, the 'PFAS, Total (6)' result is defined as the summation of results for: PFHpA, PFHxS, PFOA, PFNA, PFDA and PFOS. For MassDEP DW compliance analysis only, the 'PFAS, Total (6)' result is defined as the summation of results at or above the RL. Note: If a 'Total' result is requested, the results of its individual components will also be reported.

Total: With respect to Organic analyses, a 'Total' result is defined as the summation of results for individual isomers or Aroclors. If a 'Total' result is requested, the results of its individual components will also be reported. This is applicable to 'Total' results for methods 8260, 8081 and 8082.

***Data Qualifiers***

**A** - Spectra identified as "Aldol Condensates" are byproducts of the extraction/concentration procedures when acetone is introduced in the process.

**B** - The analyte was detected above the reporting limit in the associated method blank. Flag only applies to associated field samples that have detectable concentrations of the analyte at less than ten times (10x) the concentration found in the blank. For MCP-related projects, flag only applies to associated field samples that have detectable concentrations of the analyte at less than ten times (10x) the concentration found in the blank. For DOD-related projects, flag only applies to associated field samples that have detectable concentrations of the analyte at less than ten times (10x) the concentration found in the blank AND the analyte was detected above one-half the reporting limit (or above the reporting limit for common lab contaminants) in the associated method blank. For NJ-Air-related projects, flag only applies to associated field samples that have detectable concentrations of the analyte above the reporting limit. For NJ-related projects (excluding Air), flag only applies to associated field samples that have detectable concentrations of the analyte, which was detected above the reporting limit in the associated method blank or above five times the reporting limit for common lab contaminants (Phthalates, Acetone, Methylene Chloride, 2-Butanone).

**C** - Co-elution: The target analyte co-elutes with a known lab standard (i.e. surrogate, internal standards, etc.) for co-extracted analyses.

**D** - Concentration of analyte was quantified from diluted analysis. Flag only applies to field samples that have detectable concentrations of the analyte.

**E** - Concentration of analyte exceeds the range of the calibration curve and/or linear range of the instrument.

**F** - The ratio of quantifier ion response to qualifier ion response falls outside of the laboratory criteria. Results are considered to be an estimated maximum concentration.

**G** - The concentration may be biased high due to matrix interferences (i.e, co-elution) with non-target compound(s). The result should be considered estimated.

**H** - The analysis of pH was performed beyond the regulatory-required holding time of 15 minutes from the time of sample collection.

**I** - The lower value for the two columns has been reported due to obvious interference.

**J** - Estimated value. The Target analyte concentration is below the quantitation limit (RL), but above the Method Detection Limit (MDL) or Estimated Detection Limit (EDL) for SPME-related analyses. This represents an estimated concentration for Tentatively

| | | | |
|---|---|---|---|
| **Project Name:** | NORTH MAIN STREET SITE | **Lab Number:** | L2304283 |
| **Project Number:** | 12814, PHASE 3 | **Report Date:** | 01/31/23 |

***Data Qualifiers***

Identified Compounds (TICs).

**M** - Reporting Limit (RL) exceeds the MCP CAM Reporting Limit for this analyte.

**ND** - Not detected at the method detection limit (MDL) for the sample, or estimated detection limit (EDL) for SPME-related analyses.

**NJ** - Presumptive evidence of compound. This represents an estimated concentration for Tentatively Identified Compounds (TICs), where the identification is based on a mass spectral library search.

**P** - The RPD between the results for the two columns exceeds the method-specified criteria.

**Q** - The quality control sample exceeds the associated acceptance criteria. For DOD-related projects, LCS and/or Continuing Calibration Standard exceedences are also qualified on all associated sample results. Note: This flag is not applicable for matrix spike recoveries when the sample concentration is greater than 4x the spike added or for batch duplicate RPD when the sample concentrations are less than 5x the RL. (Metals only.)

**R** - Analytical results are from sample re-analysis.

**RE** - Analytical results are from sample re-extraction.

**S** - Analytical results are from modified screening analysis.

**V** - The surrogate associated with this target analyte has a recovery outside the QC acceptance limits. (Applicable to MassDEP DW Compliance samples only.)

**Z** - The batch matrix spike and/or duplicate associated with this target analyte has a recovery/RPD outside the QC acceptance limits. (Applicable to MassDEP DW Compliance samples only.)

*Report Format: DU Report with 'J' Qualifiers*

| | | | |
|---|---|---|---|
| **Project Name:** | NORTH MAIN STREET SITE | **Lab Number:** | L2304283 |
| **Project Number:** | 12814, PHASE 3 | **Report Date:** | 01/31/23 |

## REFERENCES


1 Test Methods for Evaluating Solid Waste: Physical/Chemical Methods. EPA SW-846. Third Edition. Updates I - VI, 2018.

121 Standard Methods for the Examination of Water and Wastewater. APHA-AWWA-WEF. Standard Methods Online.


## LIMITATION OF LIABILITIES

Alpha Analytical performs services with reasonable care and diligence normal to the analytical testing laboratory industry. In the event of an error, the sole and exclusive responsibility of Alpha Analytical shall be to re-perform the work at it's own expense. In no event shall Alpha Analytical be held liable for any incidental, consequential or special damages, including but not limited to, damages in any way connected with the use of, interpretation of, information or analysis provided by Alpha Analytical.

We strongly urge our clients to comply with EPA protocol regarding sample volume, preservation, cooling, containers, sampling procedures, holding time and splitting of samples in the field.

# Certification Information

**The following analytes are not included in our Primary NELAP Scope of Accreditation:**

**Westborough Facility**
**EPA 624/624.1:** m/p-xylene, o-xylene, Naphthalene
**EPA 625/625.1:** alpha-Terpineol
**EPA 8260C/8260D:** NPW: 1,2,4,5-Tetramethylbenzene; 4-Ethyltoluene, Azobenzene; SCM: Iodomethane (methyl iodide), 1,2,4,5-Tetramethylbenzene; 4-Ethyltoluene.
**EPA 8270D/8270E:** NPW: Dimethylnaphthalene,1,4-Diphenylhydrazine, alpha-Terpineol; SCM: Dimethylnaphthalene,1,4-Diphenylhydrazine.
**SM4500**: NPW: Amenable Cyanide; SCM: Total Phosphorus, TKN, NO2, NO3.

**Mansfield Facility**
**SM 2540D:** TSS
**EPA 8082A:** NPW: PCB: 1, 5, 31, 87,101, 110, 141, 151, 153, 180, 183, 187.
**EPA TO-15:** Halothane, 2,4,4-Trimethyl-2-pentene, 2,4,4-Trimethyl-1-pentene, Thiophene, 2-Methylthiophene, 3-Methylthiophene, 2-Ethylthiophene, 1,2,3-Trimethylbenzene, Indan, Indene, 1,2,4,5-Tetramethylbenzene, Benzothiophene, 1-Methylnaphthalene.
**Biological Tissue Matrix:** EPA 3050B

**The following analytes are included in our Massachusetts DEP Scope of Accreditation**

**Westborough Facility:**

***Drinking Water***
**EPA 300.0**: Chloride, Nitrate-N, Fluoride, Sulfate; **EPA 353.2**: Nitrate-N, Nitrite-N; **SM4500NO3-F**: Nitrate-N, Nitrite-N; **SM4500F-C, SM4500CN-CE, EPA 180.1, SM2130B, SM4500Cl-D, SM2320B, SM2540C, SM4500H-B, SM4500NO2-B**
**EPA 332**: Perchlorate; **EPA 524.2:** THMs and VOCs; **EPA 504.1:** EDB, DBCP.
**Microbiology**: **SM9215B; SM9223-P/A, SM9223B-Colilert-QT,SM9222D**.

***Non-Potable Water***
**SM4500H,B, EPA 120.1, SM2510B, SM2540C, SM2320B, SM4500CL-E, SM4500F-BC, SM4500NH3-BH:** Ammonia-N and Kjeldahl-N, **EPA 350.1**: Ammonia-N, **LACHAT 10-107-06-1-B**: Ammonia-N, **EPA 351.1, SM4500NO3-F, EPA 353.2**: Nitrate-N, **SM4500P-E, SM4500P-B, E, SM4500SO4-E, SM5220D, EPA 410.4, SM5210B, SM5310C, SM4500CL-D, EPA 1664, EPA 420.1, SM4500-CN-CE, SM2540D, EPA 300: Chloride, Sulfate, Nitrate.**
**EPA 624.1**: Volatile Halocarbons & Aromatics,
**EPA 608.3**: Chlordane, Toxaphene, Aldrin, alpha-BHC, beta-BHC, gamma-BHC, delta-BHC, Dieldrin, DDD, DDE, DDT, Endosulfan I, Endosulfan II, Endosulfan sulfate, Endrin, Endrin Aldehyde, Heptachlor, Heptachlor Epoxide, PCBs
**EPA 625.1**: SVOC (Acid/Base/Neutral Extractables), **EPA 600/4-81-045**: PCB-Oil.
**Microbiology**: **SM9223B-Colilert-QT; Enterolert-QT, SM9221E, EPA 1600, EPA 1603, SM9222D.**

**Mansfield Facility:**

***Drinking Water***
**EPA 200.7:** Al, Ba, Cd, Cr, Cu, Fe, Mn, Ni, Na, Ag, Ca, Zn. **EPA 200.8:** Al, Sb, As, Ba, Be, Cd, Cr, Cu, Pb, Mn, Ni, Se, Ag, TL, Zn. **EPA 245.1** Hg.
**EPA 522, EPA 537.1.**

***Non-Potable Water***
**EPA 200.7:** Al, Sb, As, Be, Cd, Ca, Cr, Co, Cu, Fe, Pb, Mg, Mn, Mo, Ni, K, Se, Ag, Na, Sr, TL, Ti, V, Zn.
**EPA 200.8:** Al, Sb, As, Be, Cd, Cr, Cu, Fe, Pb, Mn, Ni, K, Se, Ag, Na, TL, Zn.
**EPA 245.1** Hg.
**SM2340B**

For a complete listing of analytes and methods, please contact your Alpha Project Manager.

# NEW JERSEY CHAIN OF CUSTODY

ALPHA ANALYTICAL

Westborough, MA 01581
8 Walkup Dr.
TEL: 508-898-9220
FAX: 508-898-9193

Mansfield, MA 02048
320 Forbes Blvd
TEL: 508-822-9300
FAX: 508-822-3288

**Service Centers**
Mahwah, NJ 07430: 35 Whitney Rd, Suite 5
Albany, NY 12205: 14 Walker Way
Tonawanda, NY 14150: 275 Cooper Ave, Suite 105

Page 1 of 1

Date Rec'd in Lab: 1/25/23

ALPHA Job #: L2304283

**Client Information**
Client: SESI
Address: 959 Rt 46 E 3rd Floor 300 Suite Pasippany NJ
Phone: (973) 808-9050
Fax:
Email: monica.norton@sesi.org

**Project Information**
Project Name: North Main Street Site
Project Location: 128-154 North Main St. Port Chester NY
Project #: 12814, phase 3
(Use Project name as Project #) ☐
Project Manager: Monica Norton
ALPHAQuote #:

**Turn-Around Time**
Standard ☒ Due Date:
Rush (only if pre approved) ☐ # of Days:

**Deliverables**
☐ NJ Full / Reduced
☐ EQuIS (1 File) ☐ EQuIS (4 File)
☒ Other Cat B

**Regulatory Requirement**
☐ SRS Residential/Non Residential
☐ SRS Impact to Groundwater
☐ NJ Ground Water Quality Standards
☐ NJ IGW SPLP Leachate Criteria
☒ Other NYDES Soil Cleanup SCOs

**Billing Information**
☒ Same as Client Info
PO #

**Site Information**
Is this site impacted by Petroleum? Yes ☐
Petroleum Product:

These samples have been previously analyzed by Alpha ☐

**For EPH, selection is REQUIRED:**
☐ Category 1
☐ Category 2

**For VOC, selection is REQUIRED:**
☐ 1,4-Dioxane
☐ 8011

**Other project specific requirements/comments:**
Please specify Metals or TAL.

**Sample Filtration**
☐ Done
☐ Lab to do
*Preservation*
☐ Lab to do
*(Please Specify below)*

| ALPHA Lab ID (Lab Use Only) | Sample ID | Collection Date | Collection Time | Sample Matrix | Sampler's Initials | ANALYSIS: TAL/TCL+30 | | | | | | | | Sample Specific Comments | Total Bottle |
|---|---|---|---|---|---|---|---|---|---|---|---|---|---|---|---|
| 04283 -01 | SB-201 (4.5-5) | 1/25/23 | 0830 | Soil | CC | X | | | | | | | | | 6 |

Preservative Code:
A = None
B = HCl
C = $HNO_3$
D = $H_2SO_4$
E = NaOH
F = MeOH
G = $NaHSO_4$
H = $Na_2S_2O_3$
K/E = Zn Ac/NaOH
O = Other

Container Code
P = Plastic
A = Amber Glass
V = Vial
G = Glass
B = Bacteria Cup
C = Cube
O = Other
E = Encore
D = BOD Bottle

Westboro: Certification No: MA935
Mansfield: Certification No: MA015

| Container Type | P A E | | | | | | | |
|---|---|---|---|---|---|---|---|---|
| Preservative | / | | | | | | | |

| Relinquished By: | Date/Time | Received By: | Date/Time |
|---|---|---|---|
| [illegible] | 1/25/23 1515 | [illegible] | 1/25/23 1615 |
| Dave [illegible] | 1/25/23 1650 | Paul Mascella | 1/25/23 1650 |
| Paul Mascella | 1/25/23 | [illegible] | 1/25/23 22:30 |

Please print clearly, legibly and completely. Samples can not be logged in and turnaround time clock will not start until any ambiguities are resolved. BY EXECUTING THIS COC, THE CLIENT HAS READ AND AGREES TO BE BOUND BY ALPHA'S TERMS & CONDITIONS. (See reverse side.)

Form No: 01-14 HC (rev. 30-Sept-2013)

# ANALYTICAL REPORT

| | |
|---|---|
| Lab Number: | L2304298 |
| Client: | Soils Engineering Services, Inc.<br>959 Route 46E<br>Parsippany, NJ 07054 |
| ATTN: | Monica Norton |
| Phone: | (973) 808-9050 |
| Project Name: | NORTH MAIN ST. SITE |
| Project Number: | 128,14 PHASE 3 |
| Report Date: | 01/31/23 |



Certifications & Approvals: MA (M-MA030), NH NELAP (2062), CT (PH-0141), DoD (L2474), FL (E87814), IL (200081), LA (85084), ME (MA00030), MD (350), NJ (MA015), NY (11627), NC (685), OH (CL106), PA (68-02089), RI (LAO00299), TX (T104704419), VT (VT-0015), VA (460194), WA (C954), US Army Corps of Engineers, USDA (Permit #P330-17-00150), USFWS (Permit #206964).

320 Forbes Boulevard, Mansfield, MA 02048-1806
508-822-9300 (Fax) 508-822-3288 800-624-9220 - www.alphalab.com

**Project Name:** NORTH MAIN ST. SITE
**Project Number:** 128,14 PHASE 3

**Lab Number:** L2304298
**Report Date:** 01/31/23

| Alpha Sample ID | Client ID | Matrix | Sample Location | Collection Date/Time | Receive Date |
|---|---|---|---|---|---|
| L2304298-01 | SV-202 | SOIL_VAPOR | 128-158 N MAIN ST. PORT CHESTER NY | 01/25/23 13:20 | 01/25/23 |

| | | | |
|---|---|---|---|
| **Project Name:** | NORTH MAIN ST. SITE | **Lab Number:** | L2304298 |
| **Project Number:** | 128,14 PHASE 3 | **Report Date:** | 01/31/23 |

## Case Narrative

The samples were received in accordance with the Chain of Custody and no significant deviations were encountered during the preparation or analysis unless otherwise noted. Sample Receipt, Container Information, and the Chain of Custody are located at the back of the report.

Results contained within this report relate only to the samples submitted under this Alpha Lab Number and meet NELAP requirements for all NELAP accredited parameters unless otherwise noted in the following narrative. The data presented in this report is organized by parameter (i.e. VOC, SVOC, etc.). Sample specific Quality Control data (i.e. Surrogate Spike Recovery) is reported at the end of the target analyte list for each individual sample, followed by the Laboratory Batch Quality Control at the end of each parameter. Tentatively Identified Compounds (TICs), if requested, are reported for compounds identified to be present and are not part of the method/program Target Compound List, even if only a subset of the TCL are being reported. If a sample was re-analyzed or re-extracted due to a required quality control corrective action and if both sets of data are reported, the Laboratory ID of the re-analysis or re-extraction is designated with an "R" or "RE", respectively.

When multiple Batch Quality Control elements are reported (e.g. more than one LCS), the associated samples for each element are noted in the grey shaded header line of each data table. Any Laboratory Batch, Sample Specific % recovery or RPD value that is outside the listed Acceptance Criteria is bolded in the report. In reference to questions H (CAM) or 4 (RCP) when "NO" is checked, the performance criteria for CAM and RCP methods allow for some quality control failures to occur and still be within method compliance. In these instances, the specific failure is not narrated but noted in the associated QC Outlier Summary Report, located directly after the Case Narrative. QC information is also incorporated in the Data Usability Assessment table (Format 11) of our Data Merger tool, where it can be reviewed in conjunction with the sample result, associated regulatory criteria and any associated data usability implications.

Soil/sediments, solids and tissues are reported on a dry weight basis unless otherwise noted. Definitions of all data qualifiers and acronyms used in this report are provided in the Glossary located at the back of the report.

HOLD POLICY - For samples submitted on hold, Alpha's policy is to hold samples (with the exception of Air canisters) free of charge for 21 calendar days from the date the project is completed. After 21 calendar days, we will dispose of all samples submitted including those put on hold unless you have contacted your Alpha Project Manager and made arrangements for Alpha to continue to hold the samples. Air canisters will be disposed after 3 business days from the date the project is completed.

Please contact Project Management at 800-624-9220 with any questions.

| | | | |
|---|---|---|---|
| **Project Name:** | NORTH MAIN ST. SITE | **Lab Number:** | L2304298 |
| **Project Number:** | 128,14 PHASE 3 | **Report Date:** | 01/31/23 |

**Case Narrative (continued)**

Volatile Organics in Air

Canisters were released from the laboratory on January 25, 2023. The canister certification results are provided as an addendum.

L2304298-01D: The sample has elevated detection limits due to the dilution required by the elevated concentrations of target compounds in the sample.

I, the undersigned, attest under the pains and penalties of perjury that, to the best of my knowledge and belief and based upon my personal inquiry of those responsible for providing the information contained in this analytical report, such information is accurate and complete. This certificate of analysis is not complete unless this page accompanies any and all pages of this report.

Authorized Signature: Christopher J. Anderson

Title: Technical Director/Representative Date: 01/31/23

# AIR

**Project Name:** NORTH MAIN ST. SITE
**Project Number:** 128,14 PHASE 3

**Lab Number:** L2304298
**Report Date:** 01/31/23

## SAMPLE RESULTS

Lab ID: L2304298-01 D
Client ID: SV-202
Sample Location: 128-158 N MAIN ST. PORT CHESTER NY

Date Collected: 01/25/23 13:20
Date Received: 01/25/23
Field Prep: Not Specified

Sample Depth:
Matrix: Soil_Vapor
Anaytical Method: 48,TO-15
Analytical Date: 01/29/23 00:26
Analyst: TJS

| | ppbV | | | ug/m3 | | | | |
|---|---|---|---|---|---|---|---|---|
| Parameter | Results | RL | MDL | Results | RL | MDL | Qualifier | Dilution Factor |
| Volatile Organics in Air - Mansfield Lab | | | | | | | | |
| Dichlorodifluoromethane | ND | 1.11 | -- | ND | 5.49 | -- | | 5.556 |
| Chloromethane | ND | 1.11 | -- | ND | 2.29 | -- | | 5.556 |
| Freon-114 | ND | 1.11 | -- | ND | 7.76 | -- | | 5.556 |
| Vinyl chloride | ND | 1.11 | -- | ND | 2.84 | -- | | 5.556 |
| 1,3-Butadiene | 1.90 | 1.11 | -- | 4.20 | 2.46 | -- | | 5.556 |
| Bromomethane | ND | 1.11 | -- | ND | 4.31 | -- | | 5.556 |
| Chloroethane | ND | 1.11 | -- | ND | 2.93 | -- | | 5.556 |
| Ethanol | ND | 27.8 | -- | ND | 52.4 | -- | | 5.556 |
| Vinyl bromide | ND | 1.11 | -- | ND | 4.85 | -- | | 5.556 |
| Acetone | ND | 5.56 | -- | ND | 13.2 | -- | | 5.556 |
| Trichlorofluoromethane | ND | 1.11 | -- | ND | 6.24 | -- | | 5.556 |
| Isopropanol | ND | 2.78 | -- | ND | 6.83 | -- | | 5.556 |
| 1,1-Dichloroethene | ND | 1.11 | -- | ND | 4.40 | -- | | 5.556 |
| Tertiary butyl Alcohol | ND | 2.78 | -- | ND | 8.43 | -- | | 5.556 |
| Methylene chloride | ND | 2.78 | -- | ND | 9.66 | -- | | 5.556 |
| 3-Chloropropene | ND | 1.11 | -- | ND | 3.47 | -- | | 5.556 |
| Carbon disulfide | 3.10 | 1.11 | -- | 9.65 | 3.46 | -- | | 5.556 |
| Freon-113 | ND | 1.11 | -- | ND | 8.51 | -- | | 5.556 |
| trans-1,2-Dichloroethene | ND | 1.11 | -- | ND | 4.40 | -- | | 5.556 |
| 1,1-Dichloroethane | ND | 1.11 | -- | ND | 4.49 | -- | | 5.556 |
| Methyl tert butyl ether | ND | 1.11 | -- | ND | 4.00 | -- | | 5.556 |
| 2-Butanone | ND | 2.78 | -- | ND | 8.20 | -- | | 5.556 |
| cis-1,2-Dichloroethene | ND | 1.11 | -- | ND | 4.40 | -- | | 5.556 |

**Project Name:** NORTH MAIN ST. SITE
**Project Number:** 128,14 PHASE 3

**Lab Number:** L2304298
**Report Date:** 01/31/23

## SAMPLE RESULTS

Lab ID: L2304298-01 D
Client ID: SV-202
Sample Location: 128-158 N MAIN ST. PORT CHESTER NY

Date Collected: 01/25/23 13:20
Date Received: 01/25/23
Field Prep: Not Specified

Sample Depth:

| Parameter | ppbV Results | ppbV RL | ppbV MDL | ug/m3 Results | ug/m3 RL | ug/m3 MDL | Qualifier | Dilution Factor |
|---|---|---|---|---|---|---|---|---|
| **Volatile Organics in Air - Mansfield Lab** | | | | | | | | |
| Ethyl Acetate | ND | 2.78 | -- | ND | 10.0 | -- | | 5.556 |
| Chloroform | ND | 1.11 | -- | ND | 5.42 | -- | | 5.556 |
| Tetrahydrofuran | ND | 2.78 | -- | ND | 8.20 | -- | | 5.556 |
| 1,2-Dichloroethane | ND | 1.11 | -- | ND | 4.49 | -- | | 5.556 |
| n-Hexane | 2.56 | 1.11 | -- | 9.02 | 3.91 | -- | | 5.556 |
| 1,1,1-Trichloroethane | ND | 1.11 | -- | ND | 6.06 | -- | | 5.556 |
| Benzene | 1.43 | 1.11 | -- | 4.57 | 3.55 | -- | | 5.556 |
| Carbon tetrachloride | ND | 1.11 | -- | ND | 6.98 | -- | | 5.556 |
| Cyclohexane | 2.28 | 1.11 | -- | 7.85 | 3.82 | -- | | 5.556 |
| 1,2-Dichloropropane | ND | 1.11 | -- | ND | 5.13 | -- | | 5.556 |
| Bromodichloromethane | ND | 1.11 | -- | ND | 7.44 | -- | | 5.556 |
| 1,4-Dioxane | ND | 1.11 | -- | ND | 4.00 | -- | | 5.556 |
| Trichloroethene | ND | 1.11 | -- | ND | 5.97 | -- | | 5.556 |
| 2,2,4-Trimethylpentane | ND | 1.11 | -- | ND | 5.18 | -- | | 5.556 |
| Heptane | 14.8 | 1.11 | -- | 60.7 | 4.55 | -- | | 5.556 |
| cis-1,3-Dichloropropene | ND | 1.11 | -- | ND | 5.04 | -- | | 5.556 |
| 4-Methyl-2-pentanone | ND | 2.78 | -- | ND | 11.4 | -- | | 5.556 |
| trans-1,3-Dichloropropene | ND | 1.11 | -- | ND | 5.04 | -- | | 5.556 |
| 1,1,2-Trichloroethane | ND | 1.11 | -- | ND | 6.06 | -- | | 5.556 |
| Toluene | 19.4 | 1.11 | -- | 73.1 | 4.18 | -- | | 5.556 |
| 2-Hexanone | ND | 1.11 | -- | ND | 4.55 | -- | | 5.556 |
| Dibromochloromethane | ND | 1.11 | -- | ND | 9.46 | -- | | 5.556 |
| 1,2-Dibromoethane | ND | 1.11 | -- | ND | 8.53 | -- | | 5.556 |
| Tetrachloroethene | 12.0 | 1.11 | -- | 81.4 | 7.53 | -- | | 5.556 |
| Chlorobenzene | ND | 1.11 | -- | ND | 5.11 | -- | | 5.556 |
| Ethylbenzene | 208 | 1.11 | -- | 903 | 4.82 | -- | | 5.556 |

**Project Name:** NORTH MAIN ST. SITE
**Project Number:** 128,14 PHASE 3

**Lab Number:** L2304298
**Report Date:** 01/31/23

## SAMPLE RESULTS

Lab ID: L2304298-01 D
Client ID: SV-202
Sample Location: 128-158 N MAIN ST. PORT CHESTER NY

Date Collected: 01/25/23 13:20
Date Received: 01/25/23
Field Prep: Not Specified

Sample Depth:

| Parameter | ppbV Results | ppbV RL | ppbV MDL | ug/m3 Results | ug/m3 RL | ug/m3 MDL | Qualifier | Dilution Factor |
|---|---|---|---|---|---|---|---|---|
| Volatile Organics in Air - Mansfield Lab | | | | | | | | |
| p/m-Xylene | 576 | 2.22 | -- | 2500 | 9.64 | -- | | 5.556 |
| Bromoform | ND | 1.11 | -- | ND | 11.5 | -- | | 5.556 |
| Styrene | ND | 1.11 | -- | ND | 4.73 | -- | | 5.556 |
| 1,1,2,2-Tetrachloroethane | ND | 1.11 | -- | ND | 7.62 | -- | | 5.556 |
| o-Xylene | 118 | 1.11 | -- | 513 | 4.82 | -- | | 5.556 |
| 4-Ethyltoluene | ND | 1.11 | -- | ND | 5.46 | -- | | 5.556 |
| 1,3,5-Trimethylbenzene | ND | 1.11 | -- | ND | 5.46 | -- | | 5.556 |
| 1,2,4-Trimethylbenzene | ND | 1.11 | -- | ND | 5.46 | -- | | 5.556 |
| Benzyl chloride | ND | 1.11 | -- | ND | 5.75 | -- | | 5.556 |
| 1,3-Dichlorobenzene | ND | 1.11 | -- | ND | 6.67 | -- | | 5.556 |
| 1,4-Dichlorobenzene | ND | 1.11 | -- | ND | 6.67 | -- | | 5.556 |
| 1,2-Dichlorobenzene | ND | 1.11 | -- | ND | 6.67 | -- | | 5.556 |
| 1,2,4-Trichlorobenzene | ND | 1.11 | -- | ND | 8.24 | -- | | 5.556 |
| Hexachlorobutadiene | ND | 1.11 | -- | ND | 11.8 | -- | | 5.556 |

| Internal Standard | % Recovery | Qualifier | Acceptance Criteria |
|---|---|---|---|
| 1,4-Difluorobenzene | 100 | | 60-140 |
| Bromochloromethane | 107 | | 60-140 |
| chlorobenzene-d5 | 99 | | 60-140 |

**Project Name:** NORTH MAIN ST. SITE
**Project Number:** 128,14 PHASE 3

**Lab Number:** L2304298
**Report Date:** 01/31/23

# Method Blank Analysis
## Batch Quality Control

Analytical Method: 48,TO-15
Analytical Date: 01/28/23 15:22

| Parameter | ppbV Results | ppbV RL | ppbV MDL | ug/m3 Results | ug/m3 RL | ug/m3 MDL | Qualifier | Dilution Factor |
|---|---|---|---|---|---|---|---|---|
| Volatile Organics in Air - Mansfield Lab for sample(s): 01 Batch: WG1738380-4 | | | | | | | | |
| Dichlorodifluoromethane | ND | 0.200 | -- | ND | 0.989 | -- | | 1 |
| Chloromethane | ND | 0.200 | -- | ND | 0.413 | -- | | 1 |
| Freon-114 | ND | 0.200 | -- | ND | 1.40 | -- | | 1 |
| Vinyl chloride | ND | 0.200 | -- | ND | 0.511 | -- | | 1 |
| 1,3-Butadiene | ND | 0.200 | -- | ND | 0.442 | -- | | 1 |
| Bromomethane | ND | 0.200 | -- | ND | 0.777 | -- | | 1 |
| Chloroethane | ND | 0.200 | -- | ND | 0.528 | -- | | 1 |
| Ethanol | ND | 5.00 | -- | ND | 9.42 | -- | | 1 |
| Vinyl bromide | ND | 0.200 | -- | ND | 0.874 | -- | | 1 |
| Acetone | ND | 1.00 | -- | ND | 2.38 | -- | | 1 |
| Trichlorofluoromethane | ND | 0.200 | -- | ND | 1.12 | -- | | 1 |
| Isopropanol | ND | 0.500 | -- | ND | 1.23 | -- | | 1 |
| 1,1-Dichloroethene | ND | 0.200 | -- | ND | 0.793 | -- | | 1 |
| Tertiary butyl Alcohol | ND | 0.500 | -- | ND | 1.52 | -- | | 1 |
| Methylene chloride | ND | 0.500 | -- | ND | 1.74 | -- | | 1 |
| 3-Chloropropene | ND | 0.200 | -- | ND | 0.626 | -- | | 1 |
| Carbon disulfide | ND | 0.200 | -- | ND | 0.623 | -- | | 1 |
| Freon-113 | ND | 0.200 | -- | ND | 1.53 | -- | | 1 |
| trans-1,2-Dichloroethene | ND | 0.200 | -- | ND | 0.793 | -- | | 1 |
| 1,1-Dichloroethane | ND | 0.200 | -- | ND | 0.809 | -- | | 1 |
| Methyl tert butyl ether | ND | 0.200 | -- | ND | 0.721 | -- | | 1 |
| 2-Butanone | ND | 0.500 | -- | ND | 1.47 | -- | | 1 |
| cis-1,2-Dichloroethene | ND | 0.200 | -- | ND | 0.793 | -- | | 1 |
| Ethyl Acetate | ND | 0.500 | -- | ND | 1.80 | -- | | 1 |
| Chloroform | ND | 0.200 | -- | ND | 0.977 | -- | | 1 |

**Project Name:** NORTH MAIN ST. SITE
**Project Number:** 128,14 PHASE 3

**Lab Number:** L2304298
**Report Date:** 01/31/23

# Method Blank Analysis
## Batch Quality Control

Analytical Method: 48,TO-15
Analytical Date: 01/28/23 15:22

| Parameter | ppbV Results | ppbV RL | ppbV MDL | ug/m3 Results | ug/m3 RL | ug/m3 MDL | Qualifier | Dilution Factor |
|---|---|---|---|---|---|---|---|---|
| Volatile Organics in Air - Mansfield Lab for sample(s): 01 Batch: WG1738380-4 | | | | | | | | |
| Tetrahydrofuran | ND | 0.500 | -- | ND | 1.47 | -- | | 1 |
| 1,2-Dichloroethane | ND | 0.200 | -- | ND | 0.809 | -- | | 1 |
| n-Hexane | ND | 0.200 | -- | ND | 0.705 | -- | | 1 |
| 1,1,1-Trichloroethane | ND | 0.200 | -- | ND | 1.09 | -- | | 1 |
| Benzene | ND | 0.200 | -- | ND | 0.639 | -- | | 1 |
| Carbon tetrachloride | ND | 0.200 | -- | ND | 1.26 | -- | | 1 |
| Cyclohexane | ND | 0.200 | -- | ND | 0.688 | -- | | 1 |
| 1,2-Dichloropropane | ND | 0.200 | -- | ND | 0.924 | -- | | 1 |
| Bromodichloromethane | ND | 0.200 | -- | ND | 1.34 | -- | | 1 |
| 1,4-Dioxane | ND | 0.200 | -- | ND | 0.721 | -- | | 1 |
| Trichloroethene | ND | 0.200 | -- | ND | 1.07 | -- | | 1 |
| 2,2,4-Trimethylpentane | ND | 0.200 | -- | ND | 0.934 | -- | | 1 |
| Heptane | ND | 0.200 | -- | ND | 0.820 | -- | | 1 |
| cis-1,3-Dichloropropene | ND | 0.200 | -- | ND | 0.908 | -- | | 1 |
| 4-Methyl-2-pentanone | ND | 0.500 | -- | ND | 2.05 | -- | | 1 |
| trans-1,3-Dichloropropene | ND | 0.200 | -- | ND | 0.908 | -- | | 1 |
| 1,1,2-Trichloroethane | ND | 0.200 | -- | ND | 1.09 | -- | | 1 |
| Toluene | ND | 0.200 | -- | ND | 0.754 | -- | | 1 |
| 2-Hexanone | ND | 0.200 | -- | ND | 0.820 | -- | | 1 |
| Dibromochloromethane | ND | 0.200 | -- | ND | 1.70 | -- | | 1 |
| 1,2-Dibromoethane | ND | 0.200 | -- | ND | 1.54 | -- | | 1 |
| Tetrachloroethene | ND | 0.200 | -- | ND | 1.36 | -- | | 1 |
| Chlorobenzene | ND | 0.200 | -- | ND | 0.921 | -- | | 1 |
| Ethylbenzene | ND | 0.200 | -- | ND | 0.869 | -- | | 1 |
| p/m-Xylene | ND | 0.400 | -- | ND | 1.74 | -- | | 1 |

**Project Name:** NORTH MAIN ST. SITE
**Project Number:** 128,14 PHASE 3

**Lab Number:** L2304298
**Report Date:** 01/31/23

# Method Blank Analysis
## Batch Quality Control

Analytical Method: 48,TO-15
Analytical Date: 01/28/23 15:22

| Parameter | ppbV Results | ppbV RL | ppbV MDL | ug/m3 Results | ug/m3 RL | ug/m3 MDL | Qualifier | Dilution Factor |
|---|---|---|---|---|---|---|---|---|
| Volatile Organics in Air - Mansfield Lab for sample(s): 01 Batch: WG1738380-4 | | | | | | | | |
| Bromoform | ND | 0.200 | -- | ND | 2.07 | -- | | 1 |
| Styrene | ND | 0.200 | -- | ND | 0.852 | -- | | 1 |
| 1,1,2,2-Tetrachloroethane | ND | 0.200 | -- | ND | 1.37 | -- | | 1 |
| o-Xylene | ND | 0.200 | -- | ND | 0.869 | -- | | 1 |
| 4-Ethyltoluene | ND | 0.200 | -- | ND | 0.983 | -- | | 1 |
| 1,3,5-Trimethylbenzene | ND | 0.200 | -- | ND | 0.983 | -- | | 1 |
| 1,2,4-Trimethylbenzene | ND | 0.200 | -- | ND | 0.983 | -- | | 1 |
| Benzyl chloride | ND | 0.200 | -- | ND | 1.04 | -- | | 1 |
| 1,3-Dichlorobenzene | ND | 0.200 | -- | ND | 1.20 | -- | | 1 |
| 1,4-Dichlorobenzene | ND | 0.200 | -- | ND | 1.20 | -- | | 1 |
| 1,2-Dichlorobenzene | ND | 0.200 | -- | ND | 1.20 | -- | | 1 |
| 1,2,4-Trichlorobenzene | ND | 0.200 | -- | ND | 1.48 | -- | | 1 |
| Hexachlorobutadiene | ND | 0.200 | -- | ND | 2.13 | -- | | 1 |

# Lab Control Sample Analysis
## Batch Quality Control

**Project Name:** NORTH MAIN ST. SITE
**Project Number:** 128,14 PHASE 3

**Lab Number:** L2304298
**Report Date:** 01/31/23

| Parameter | LCS %Recovery | Qual | LCSD %Recovery | Qual | %Recovery Limits | RPD | Qual | RPD Limits |
|---|---|---|---|---|---|---|---|---|
| Volatile Organics in Air - Mansfield Lab Associated sample(s): 01 Batch: WG1738380-3 | | | | | | | | |
| Dichlorodifluoromethane | 92 | | - | | 70-130 | - | | |
| Chloromethane | 88 | | - | | 70-130 | - | | |
| Freon-114 | 91 | | - | | 70-130 | - | | |
| Vinyl chloride | 103 | | - | | 70-130 | - | | |
| 1,3-Butadiene | 116 | | - | | 70-130 | - | | |
| Bromomethane | 96 | | - | | 70-130 | - | | |
| Chloroethane | 100 | | - | | 70-130 | - | | |
| Ethanol | 126 | | - | | 40-160 | - | | |
| Vinyl bromide | 87 | | - | | 70-130 | - | | |
| Acetone | 70 | | - | | 40-160 | - | | |
| Trichlorofluoromethane | 84 | | - | | 70-130 | - | | |
| Isopropanol | 82 | | - | | 40-160 | - | | |
| 1,1-Dichloroethene | 93 | | - | | 70-130 | - | | |
| Tertiary butyl Alcohol | 98 | | - | | 70-130 | - | | |
| Methylene chloride | 102 | | - | | 70-130 | - | | |
| 3-Chloropropene | 83 | | - | | 70-130 | - | | |
| Carbon disulfide | 91 | | - | | 70-130 | - | | |
| Freon-113 | 88 | | - | | 70-130 | - | | |
| trans-1,2-Dichloroethene | 86 | | - | | 70-130 | - | | |
| 1,1-Dichloroethane | 86 | | - | | 70-130 | - | | |
| Methyl tert butyl ether | 98 | | - | | 70-130 | - | | |
| 2-Butanone | 76 | | - | | 70-130 | - | | |
| cis-1,2-Dichloroethene | 92 | | - | | 70-130 | - | | |

# Lab Control Sample Analysis
## Batch Quality Control

**Project Name:** NORTH MAIN ST. SITE
**Project Number:** 128,14 PHASE 3

**Lab Number:** L2304298
**Report Date:** 01/31/23

| Parameter | LCS %Recovery | Qual | LCSD %Recovery | Qual | %Recovery Limits | RPD | Qual | RPD Limits |
|---|---|---|---|---|---|---|---|---|
| Volatile Organics in Air - Mansfield Lab Associated sample(s): 01 Batch: WG1738380-3 | | | | | | | | |
| Ethyl Acetate | 94 | | - | | 70-130 | - | | |
| Chloroform | 96 | | - | | 70-130 | - | | |
| Tetrahydrofuran | 79 | | - | | 70-130 | - | | |
| 1,2-Dichloroethane | 82 | | - | | 70-130 | - | | |
| n-Hexane | 111 | | - | | 70-130 | - | | |
| 1,1,1-Trichloroethane | 86 | | - | | 70-130 | - | | |
| Benzene | 100 | | - | | 70-130 | - | | |
| Carbon tetrachloride | 88 | | - | | 70-130 | - | | |
| Cyclohexane | 116 | | - | | 70-130 | - | | |
| 1,2-Dichloropropane | 91 | | - | | 70-130 | - | | |
| Bromodichloromethane | 96 | | - | | 70-130 | - | | |
| 1,4-Dioxane | 105 | | - | | 70-130 | - | | |
| Trichloroethene | 95 | | - | | 70-130 | - | | |
| 2,2,4-Trimethylpentane | 110 | | - | | 70-130 | - | | |
| Heptane | 87 | | - | | 70-130 | - | | |
| cis-1,3-Dichloropropene | 110 | | - | | 70-130 | - | | |
| 4-Methyl-2-pentanone | 85 | | - | | 70-130 | - | | |
| trans-1,3-Dichloropropene | 93 | | - | | 70-130 | - | | |
| 1,1,2-Trichloroethane | 92 | | - | | 70-130 | - | | |
| Toluene | 88 | | - | | 70-130 | - | | |
| 2-Hexanone | 78 | | - | | 70-130 | - | | |
| Dibromochloromethane | 86 | | - | | 70-130 | - | | |
| 1,2-Dibromoethane | 88 | | - | | 70-130 | - | | |

# Lab Control Sample Analysis
## Batch Quality Control

**Project Name:** NORTH MAIN ST. SITE
**Project Number:** 128,14 PHASE 3

**Lab Number:** L2304298
**Report Date:** 01/31/23

| Parameter | LCS %Recovery | Qual | LCSD %Recovery | Qual | %Recovery Limits | RPD | Qual | RPD Limits |
|---|---|---|---|---|---|---|---|---|
| Volatile Organics in Air - Mansfield Lab Associated sample(s): 01 Batch: WG1738380-3 | | | | | | | | |
| Tetrachloroethene | 88 | | - | | 70-130 | - | | |
| Chlorobenzene | 95 | | - | | 70-130 | - | | |
| Ethylbenzene | 94 | | - | | 70-130 | - | | |
| p/m-Xylene | 92 | | - | | 70-130 | - | | |
| Bromoform | 85 | | - | | 70-130 | - | | |
| Styrene | 98 | | - | | 70-130 | - | | |
| 1,1,2,2-Tetrachloroethane | 95 | | - | | 70-130 | - | | |
| o-Xylene | 94 | | - | | 70-130 | - | | |
| 4-Ethyltoluene | 90 | | - | | 70-130 | - | | |
| 1,3,5-Trimethylbenzene | 91 | | - | | 70-130 | - | | |
| 1,2,4-Trimethylbenzene | 96 | | - | | 70-130 | - | | |
| Benzyl chloride | 93 | | - | | 70-130 | - | | |
| 1,3-Dichlorobenzene | 89 | | - | | 70-130 | - | | |
| 1,4-Dichlorobenzene | 92 | | - | | 70-130 | - | | |
| 1,2-Dichlorobenzene | 91 | | - | | 70-130 | - | | |
| 1,2,4-Trichlorobenzene | 96 | | - | | 70-130 | - | | |
| Hexachlorobutadiene | 92 | | - | | 70-130 | - | | |

**Project Name:** NORTH MAIN ST. SITE

**Lab Number:** L2304298

**Project Number:** 128,14 PHASE 3

**Report Date:** 01/31/23

## Canister and Flow Controller Information

| Samplenum | Client ID | Media ID | Media Type | Date Prepared | Bottle Order | Cleaning Batch ID | Can Leak Check | Initial Pressure (in. Hg) | Pressure on Receipt (in. Hg) | Flow Controler Leak Chk | Flow Out mL/min | Flow In mL/min | % RPD |
|---|---|---|---|---|---|---|---|---|---|---|---|---|---|
| L2304298-01 | SV-202 | 0232 | Flow 1 | 01/25/23 | 412710 | | - | - | - | Pass | 200 | 199 | 1 |
| L2304298-01 | SV-202 | 247 | 2.7L Can | 01/25/23 | 412710 | L2303465-01 | Pass | -29.9 | -3.3 | - | - | - | - |

**Project Name:** BATCH CANISTER CERTIFICATION
**Project Number:** CANISTER QC BAT

**Lab Number:** L2303465
**Report Date:** 01/31/23

# Air Canister Certification Results

Lab ID: L2303465-01
Client ID: CAN 416 SHELF 2
Sample Location:

Date Collected: 01/19/23 18:00
Date Received: 01/20/23
Field Prep: Not Specified

Sample Depth:
Matrix: Air
Anaytical Method: 48,TO-15
Analytical Date: 01/20/23 18:53
Analyst: NFL

| | ppbV | | | ug/m3 | | | | |
|---|---|---|---|---|---|---|---|---|
| **Parameter** | **Results** | **RL** | **MDL** | **Results** | **RL** | **MDL** | **Qualifier** | **Dilution Factor** |
| Volatile Organics in Air - Mansfield Lab | | | | | | | | |
| Chlorodifluoromethane | ND | 0.200 | -- | ND | 0.707 | -- | | 1 |
| Propylene | ND | 0.500 | -- | ND | 0.861 | -- | | 1 |
| Propane | ND | 0.500 | -- | ND | 0.902 | -- | | 1 |
| Dichlorodifluoromethane | ND | 0.200 | -- | ND | 0.989 | -- | | 1 |
| Chloromethane | ND | 0.200 | -- | ND | 0.413 | -- | | 1 |
| Freon-114 | ND | 0.200 | -- | ND | 1.40 | -- | | 1 |
| Methanol | ND | 5.00 | -- | ND | 6.55 | -- | | 1 |
| Vinyl chloride | ND | 0.200 | -- | ND | 0.511 | -- | | 1 |
| 1,3-Butadiene | ND | 0.200 | -- | ND | 0.442 | -- | | 1 |
| Butane | ND | 0.200 | -- | ND | 0.475 | -- | | 1 |
| Bromomethane | ND | 0.200 | -- | ND | 0.777 | -- | | 1 |
| Chloroethane | ND | 0.200 | -- | ND | 0.528 | -- | | 1 |
| Ethanol | ND | 5.00 | -- | ND | 9.42 | -- | | 1 |
| Dichlorofluoromethane | ND | 0.200 | -- | ND | 0.842 | -- | | 1 |
| Vinyl bromide | ND | 0.200 | -- | ND | 0.874 | -- | | 1 |
| Acrolein | ND | 0.500 | -- | ND | 1.15 | -- | | 1 |
| Acetone | ND | 1.00 | -- | ND | 2.38 | -- | | 1 |
| Acetonitrile | ND | 0.200 | -- | ND | 0.336 | -- | | 1 |
| Trichlorofluoromethane | ND | 0.200 | -- | ND | 1.12 | -- | | 1 |
| Isopropanol | ND | 0.500 | -- | ND | 1.23 | -- | | 1 |
| Acrylonitrile | ND | 0.500 | -- | ND | 1.09 | -- | | 1 |
| Pentane | ND | 0.200 | -- | ND | 0.590 | -- | | 1 |
| Ethyl ether | ND | 0.200 | -- | ND | 0.606 | -- | | 1 |
| 1,1-Dichloroethene | ND | 0.200 | -- | ND | 0.793 | -- | | 1 |

**Project Name:** BATCH CANISTER CERTIFICATION
**Project Number:** CANISTER QC BAT

**Lab Number:** L2303465
**Report Date:** 01/31/23

# Air Canister Certification Results

Lab ID: L2303465-01
Client ID: CAN 416 SHELF 2
Sample Location:

Date Collected: 01/19/23 18:00
Date Received: 01/20/23
Field Prep: Not Specified

Sample Depth:

| Parameter | ppbV Results | ppbV RL | ppbV MDL | ug/m3 Results | ug/m3 RL | ug/m3 MDL | Qualifier | Dilution Factor |
|---|---|---|---|---|---|---|---|---|
| Volatile Organics in Air - Mansfield Lab | | | | | | | | |
| Tertiary butyl Alcohol | ND | 0.500 | -- | ND | 1.52 | -- | | 1 |
| Methylene chloride | ND | 0.500 | -- | ND | 1.74 | -- | | 1 |
| 3-Chloropropene | ND | 0.200 | -- | ND | 0.626 | -- | | 1 |
| Carbon disulfide | ND | 0.200 | -- | ND | 0.623 | -- | | 1 |
| Freon-113 | ND | 0.200 | -- | ND | 1.53 | -- | | 1 |
| trans-1,2-Dichloroethene | ND | 0.200 | -- | ND | 0.793 | -- | | 1 |
| 1,1-Dichloroethane | ND | 0.200 | -- | ND | 0.809 | -- | | 1 |
| Methyl tert butyl ether | ND | 0.200 | -- | ND | 0.721 | -- | | 1 |
| Vinyl acetate | ND | 1.00 | -- | ND | 3.52 | -- | | 1 |
| Xylenes, total | ND | 0.600 | -- | ND | 0.869 | -- | | 1 |
| 2-Butanone | ND | 0.500 | -- | ND | 1.47 | -- | | 1 |
| cis-1,2-Dichloroethene | ND | 0.200 | -- | ND | 0.793 | -- | | 1 |
| Ethyl Acetate | ND | 0.500 | -- | ND | 1.80 | -- | | 1 |
| Chloroform | ND | 0.200 | -- | ND | 0.977 | -- | | 1 |
| Tetrahydrofuran | ND | 0.500 | -- | ND | 1.47 | -- | | 1 |
| 2,2-Dichloropropane | ND | 0.200 | -- | ND | 0.924 | -- | | 1 |
| 1,2-Dichloroethane | ND | 0.200 | -- | ND | 0.809 | -- | | 1 |
| n-Hexane | ND | 0.200 | -- | ND | 0.705 | -- | | 1 |
| Diisopropyl ether | ND | 0.200 | -- | ND | 0.836 | -- | | 1 |
| 1,2-Dichloroethene (total) | ND | 1.00 | -- | ND | 1.00 | -- | | 1 |
| tert-Butyl Ethyl Ether | ND | 0.200 | -- | ND | 0.836 | -- | | 1 |
| 1,1,1-Trichloroethane | ND | 0.200 | -- | ND | 1.09 | -- | | 1 |
| 1,1-Dichloropropene | ND | 0.200 | -- | ND | 0.908 | -- | | 1 |
| Benzene | ND | 0.200 | -- | ND | 0.639 | -- | | 1 |
| Carbon tetrachloride | ND | 0.200 | -- | ND | 1.26 | -- | | 1 |
| Cyclohexane | ND | 0.200 | -- | ND | 0.688 | -- | | 1 |
| tert-Amyl Methyl Ether | ND | 0.200 | -- | ND | 0.836 | -- | | 1 |

**Project Name:** BATCH CANISTER CERTIFICATION
**Project Number:** CANISTER QC BAT

**Lab Number:** L2303465
**Report Date:** 01/31/23

# Air Canister Certification Results

Lab ID: L2303465-01
Client ID: CAN 416 SHELF 2
Sample Location:

Date Collected: 01/19/23 18:00
Date Received: 01/20/23
Field Prep: Not Specified

Sample Depth:

| Parameter | ppbV Results | ppbV RL | ppbV MDL | ug/m3 Results | ug/m3 RL | ug/m3 MDL | Qualifier | Dilution Factor |
|---|---|---|---|---|---|---|---|---|
| Volatile Organics in Air - Mansfield Lab | | | | | | | | |
| Dibromomethane | ND | 0.200 | -- | ND | 1.42 | -- | | 1 |
| 1,2-Dichloropropane | ND | 0.200 | -- | ND | 0.924 | -- | | 1 |
| Bromodichloromethane | ND | 0.200 | -- | ND | 1.34 | -- | | 1 |
| 1,4-Dioxane | ND | 0.200 | -- | ND | 0.721 | -- | | 1 |
| Trichloroethene | ND | 0.200 | -- | ND | 1.07 | -- | | 1 |
| 2,2,4-Trimethylpentane | ND | 0.200 | -- | ND | 0.934 | -- | | 1 |
| Methyl Methacrylate | ND | 0.500 | -- | ND | 2.05 | -- | | 1 |
| Heptane | ND | 0.200 | -- | ND | 0.820 | -- | | 1 |
| cis-1,3-Dichloropropene | ND | 0.200 | -- | ND | 0.908 | -- | | 1 |
| 4-Methyl-2-pentanone | ND | 0.500 | -- | ND | 2.05 | -- | | 1 |
| trans-1,3-Dichloropropene | ND | 0.200 | -- | ND | 0.908 | -- | | 1 |
| 1,1,2-Trichloroethane | ND | 0.200 | -- | ND | 1.09 | -- | | 1 |
| Toluene | ND | 0.200 | -- | ND | 0.754 | -- | | 1 |
| 1,3-Dichloropropane | ND | 0.200 | -- | ND | 0.924 | -- | | 1 |
| 2-Hexanone | ND | 0.200 | -- | ND | 0.820 | -- | | 1 |
| Dibromochloromethane | ND | 0.200 | -- | ND | 1.70 | -- | | 1 |
| 1,2-Dibromoethane | ND | 0.200 | -- | ND | 1.54 | -- | | 1 |
| Butyl acetate | ND | 0.500 | -- | ND | 2.38 | -- | | 1 |
| Octane | ND | 0.200 | -- | ND | 0.934 | -- | | 1 |
| Tetrachloroethene | ND | 0.200 | -- | ND | 1.36 | -- | | 1 |
| 1,1,1,2-Tetrachloroethane | ND | 0.200 | -- | ND | 1.37 | -- | | 1 |
| Chlorobenzene | ND | 0.200 | -- | ND | 0.921 | -- | | 1 |
| Ethylbenzene | ND | 0.200 | -- | ND | 0.869 | -- | | 1 |
| p/m-Xylene | ND | 0.400 | -- | ND | 1.74 | -- | | 1 |
| Bromoform | ND | 0.200 | -- | ND | 2.07 | -- | | 1 |
| Styrene | ND | 0.200 | -- | ND | 0.852 | -- | | 1 |
| 1,1,2,2-Tetrachloroethane | ND | 0.200 | -- | ND | 1.37 | -- | | 1 |

**Project Name:** BATCH CANISTER CERTIFICATION
**Project Number:** CANISTER QC BAT

**Lab Number:** L2303465
**Report Date:** 01/31/23

# Air Canister Certification Results

Lab ID: L2303465-01
Client ID: CAN 416 SHELF 2
Sample Location:

Date Collected: 01/19/23 18:00
Date Received: 01/20/23
Field Prep: Not Specified

Sample Depth:

| Parameter | ppbV Results | ppbV RL | ppbV MDL | ug/m3 Results | ug/m3 RL | ug/m3 MDL | Qualifier | Dilution Factor |
|---|---|---|---|---|---|---|---|---|
| Volatile Organics in Air - Mansfield Lab | | | | | | | | |
| o-Xylene | ND | 0.200 | -- | ND | 0.869 | -- | | 1 |
| 1,2,3-Trichloropropane | ND | 0.200 | -- | ND | 1.21 | -- | | 1 |
| Nonane | ND | 0.200 | -- | ND | 1.05 | -- | | 1 |
| Isopropylbenzene | ND | 0.200 | -- | ND | 0.983 | -- | | 1 |
| Bromobenzene | ND | 0.200 | -- | ND | 0.793 | -- | | 1 |
| 2-Chlorotoluene | ND | 0.200 | -- | ND | 1.04 | -- | | 1 |
| n-Propylbenzene | ND | 0.200 | -- | ND | 0.983 | -- | | 1 |
| 4-Chlorotoluene | ND | 0.200 | -- | ND | 1.04 | -- | | 1 |
| 4-Ethyltoluene | ND | 0.200 | -- | ND | 0.983 | -- | | 1 |
| 1,3,5-Trimethylbenzene | ND | 0.200 | -- | ND | 0.983 | -- | | 1 |
| tert-Butylbenzene | ND | 0.200 | -- | ND | 1.10 | -- | | 1 |
| 1,2,4-Trimethylbenzene | ND | 0.200 | -- | ND | 0.983 | -- | | 1 |
| Decane | ND | 0.200 | -- | ND | 1.16 | -- | | 1 |
| Benzyl chloride | ND | 0.200 | -- | ND | 1.04 | -- | | 1 |
| 1,3-Dichlorobenzene | ND | 0.200 | -- | ND | 1.20 | -- | | 1 |
| 1,4-Dichlorobenzene | ND | 0.200 | -- | ND | 1.20 | -- | | 1 |
| sec-Butylbenzene | ND | 0.200 | -- | ND | 1.10 | -- | | 1 |
| 1,2,3-Trimethylbenzene | ND | 0.200 | -- | ND | 0.983 | -- | | 1 |
| p-Isopropyltoluene | ND | 0.200 | -- | ND | 1.10 | -- | | 1 |
| 1,2-Dichlorobenzene | ND | 0.200 | -- | ND | 1.20 | -- | | 1 |
| n-Butylbenzene | ND | 0.200 | -- | ND | 1.10 | -- | | 1 |
| 1,2-Dibromo-3-chloropropane | ND | 0.200 | -- | ND | 1.93 | -- | | 1 |
| Undecane | ND | 0.200 | -- | ND | 1.28 | -- | | 1 |
| Dodecane | ND | 0.200 | -- | ND | 1.39 | -- | | 1 |
| 1,2,4-Trichlorobenzene | ND | 0.200 | -- | ND | 1.48 | -- | | 1 |
| Naphthalene | ND | 0.200 | -- | ND | 1.05 | -- | | 1 |
| 1,2,3-Trichlorobenzene | ND | 0.200 | -- | ND | 1.48 | -- | | 1 |

**Project Name:** BATCH CANISTER CERTIFICATION
**Project Number:** CANISTER QC BAT

**Lab Number:** L2303465
**Report Date:** 01/31/23

# Air Canister Certification Results

Lab ID: L2303465-01
Client ID: CAN 416 SHELF 2
Sample Location:

Date Collected: 01/19/23 18:00
Date Received: 01/20/23
Field Prep: Not Specified

Sample Depth:

| Parameter | ppbV Results | ppbV RL | ppbV MDL | ug/m3 Results | ug/m3 RL | ug/m3 MDL | Qualifier | Dilution Factor |
|---|---|---|---|---|---|---|---|---|
| Volatile Organics in Air - Mansfield Lab | | | | | | | | |
| Hexachlorobutadiene | ND | 0.200 | -- | ND | 2.13 | -- | | 1 |

| | Results | Qualifier | Units | RDL | Dilution Factor |
|---|---|---|---|---|---|
| Tentatively Identified Compounds | | | | | |
| No Tentatively Identified Compounds | | | | | |

| Internal Standard | % Recovery | Qualifier | Acceptance Criteria |
|---|---|---|---|
| 1,4-Difluorobenzene | 97 | | 60-140 |
| Bromochloromethane | 98 | | 60-140 |
| chlorobenzene-d5 | 96 | | 60-140 |

**Project Name:** BATCH CANISTER CERTIFICATION
**Project Number:** CANISTER QC BAT

**Lab Number:** L2303465
**Report Date:** 01/31/23

# Air Canister Certification Results

Lab ID: L2303465-01
Client ID: CAN 416 SHELF 2
Sample Location:

Date Collected: 01/19/23 18:00
Date Received: 01/20/23
Field Prep: Not Specified

Sample Depth:
Matrix: Air
Anaytical Method: 48,TO-15-SIM
Analytical Date: 01/20/23 18:53
Analyst: NFL

| | ppbV | | | ug/m3 | | | | |
|---|---|---|---|---|---|---|---|---|
| **Parameter** | **Results** | **RL** | **MDL** | **Results** | **RL** | **MDL** | **Qualifier** | **Dilution Factor** |
| Volatile Organics in Air by SIM - Mansfield Lab | | | | | | | | |
| Dichlorodifluoromethane | ND | 0.200 | -- | ND | 0.989 | -- | | 1 |
| Chloromethane | ND | 0.200 | -- | ND | 0.413 | -- | | 1 |
| Freon-114 | ND | 0.050 | -- | ND | 0.349 | -- | | 1 |
| Vinyl chloride | ND | 0.020 | -- | ND | 0.051 | -- | | 1 |
| 1,3-Butadiene | ND | 0.020 | -- | ND | 0.044 | -- | | 1 |
| Bromomethane | ND | 0.020 | -- | ND | 0.078 | -- | | 1 |
| Chloroethane | ND | 0.100 | -- | ND | 0.264 | -- | | 1 |
| Acrolein | ND | 0.050 | -- | ND | 0.115 | -- | | 1 |
| Acetone | ND | 1.00 | -- | ND | 2.38 | -- | | 1 |
| Trichlorofluoromethane | ND | 0.050 | -- | ND | 0.281 | -- | | 1 |
| Acrylonitrile | ND | 0.500 | -- | ND | 1.09 | -- | | 1 |
| 1,1-Dichloroethene | ND | 0.020 | -- | ND | 0.079 | -- | | 1 |
| Methylene chloride | ND | 0.500 | -- | ND | 1.74 | -- | | 1 |
| Freon-113 | ND | 0.050 | -- | ND | 0.383 | -- | | 1 |
| trans-1,2-Dichloroethene | ND | 0.020 | -- | ND | 0.079 | -- | | 1 |
| 1,1-Dichloroethane | ND | 0.020 | -- | ND | 0.081 | -- | | 1 |
| Methyl tert butyl ether | ND | 0.200 | -- | ND | 0.721 | -- | | 1 |
| 2-Butanone | ND | 0.500 | -- | ND | 1.47 | -- | | 1 |
| cis-1,2-Dichloroethene | ND | 0.020 | -- | ND | 0.079 | -- | | 1 |
| Chloroform | ND | 0.020 | -- | ND | 0.098 | -- | | 1 |
| 1,2-Dichloroethane | ND | 0.020 | -- | ND | 0.081 | -- | | 1 |
| 1,1,1-Trichloroethane | ND | 0.020 | -- | ND | 0.109 | -- | | 1 |
| Benzene | ND | 0.100 | -- | ND | 0.319 | -- | | 1 |
| Carbon tetrachloride | ND | 0.020 | -- | ND | 0.126 | -- | | 1 |

**Project Name:** BATCH CANISTER CERTIFICATION
**Project Number:** CANISTER QC BAT

**Lab Number:** L2303465
**Report Date:** 01/31/23

# Air Canister Certification Results

Lab ID: L2303465-01
Client ID: CAN 416 SHELF 2
Sample Location:

Date Collected: 01/19/23 18:00
Date Received: 01/20/23
Field Prep: Not Specified

Sample Depth:

| Parameter | ppbV Results | ppbV RL | ppbV MDL | ug/m3 Results | ug/m3 RL | ug/m3 MDL | Qualifier | Dilution Factor |
|---|---|---|---|---|---|---|---|---|
| Volatile Organics in Air by SIM - Mansfield Lab | | | | | | | | |
| 1,2-Dichloropropane | ND | 0.020 | -- | ND | 0.092 | -- | | 1 |
| Bromodichloromethane | ND | 0.020 | -- | ND | 0.134 | -- | | 1 |
| 1,4-Dioxane | ND | 0.100 | -- | ND | 0.360 | -- | | 1 |
| Trichloroethene | ND | 0.020 | -- | ND | 0.107 | -- | | 1 |
| cis-1,3-Dichloropropene | ND | 0.020 | -- | ND | 0.091 | -- | | 1 |
| 4-Methyl-2-pentanone | ND | 0.500 | -- | ND | 2.05 | -- | | 1 |
| trans-1,3-Dichloropropene | ND | 0.020 | -- | ND | 0.091 | -- | | 1 |
| 1,1,2-Trichloroethane | ND | 0.020 | -- | ND | 0.109 | -- | | 1 |
| Toluene | ND | 0.100 | -- | ND | 0.377 | -- | | 1 |
| Dibromochloromethane | ND | 0.020 | -- | ND | 0.170 | -- | | 1 |
| 1,2-Dibromoethane | ND | 0.020 | -- | ND | 0.154 | -- | | 1 |
| Tetrachloroethene | ND | 0.020 | -- | ND | 0.136 | -- | | 1 |
| 1,1,1,2-Tetrachloroethane | ND | 0.020 | -- | ND | 0.137 | -- | | 1 |
| Chlorobenzene | ND | 0.100 | -- | ND | 0.461 | -- | | 1 |
| Ethylbenzene | ND | 0.020 | -- | ND | 0.087 | -- | | 1 |
| p/m-Xylene | ND | 0.040 | -- | ND | 0.174 | -- | | 1 |
| Bromoform | ND | 0.020 | -- | ND | 0.207 | -- | | 1 |
| Styrene | ND | 0.020 | -- | ND | 0.085 | -- | | 1 |
| 1,1,2,2-Tetrachloroethane | ND | 0.020 | -- | ND | 0.137 | -- | | 1 |
| o-Xylene | ND | 0.020 | -- | ND | 0.087 | -- | | 1 |
| Isopropylbenzene | ND | 0.200 | -- | ND | 0.983 | -- | | 1 |
| 4-Ethyltoluene | ND | 0.020 | -- | ND | 0.098 | -- | | 1 |
| 1,3,5-Trimethybenzene | ND | 0.020 | -- | ND | 0.098 | -- | | 1 |
| 1,2,4-Trimethylbenzene | ND | 0.020 | -- | ND | 0.098 | -- | | 1 |
| Benzyl chloride | ND | 0.100 | -- | ND | 0.518 | -- | | 1 |
| 1,3-Dichlorobenzene | ND | 0.020 | -- | ND | 0.120 | -- | | 1 |
| 1,4-Dichlorobenzene | ND | 0.020 | -- | ND | 0.120 | -- | | 1 |

**Project Name:** BATCH CANISTER CERTIFICATION
**Project Number:** CANISTER QC BAT

**Lab Number:** L2303465
**Report Date:** 01/31/23

# Air Canister Certification Results

Lab ID: L2303465-01
Client ID: CAN 416 SHELF 2
Sample Location:

Date Collected: 01/19/23 18:00
Date Received: 01/20/23
Field Prep: Not Specified

Sample Depth:

| Parameter | ppbV Results | ppbV RL | ppbV MDL | ug/m3 Results | ug/m3 RL | ug/m3 MDL | Qualifier | Dilution Factor |
|---|---|---|---|---|---|---|---|---|
| Volatile Organics in Air by SIM - Mansfield Lab | | | | | | | | |
| sec-Butylbenzene | ND | 0.200 | -- | ND | 1.10 | -- | | 1 |
| p-Isopropyltoluene | ND | 0.200 | -- | ND | 1.10 | -- | | 1 |
| 1,2-Dichlorobenzene | ND | 0.020 | -- | ND | 0.120 | -- | | 1 |
| n-Butylbenzene | ND | 0.200 | -- | ND | 1.10 | -- | | 1 |
| 1,2,4-Trichlorobenzene | ND | 0.050 | -- | ND | 0.371 | -- | | 1 |
| Naphthalene | ND | 0.050 | -- | ND | 0.262 | -- | | 1 |
| 1,2,3-Trichlorobenzene | ND | 0.050 | -- | ND | 0.371 | -- | | 1 |
| Hexachlorobutadiene | ND | 0.050 | -- | ND | 0.533 | -- | | 1 |

| Internal Standard | % Recovery | Qualifier | Acceptance Criteria |
|---|---|---|---|
| 1,4-difluorobenzene | 97 | | 60-140 |
| bromochloromethane | 98 | | 60-140 |
| chlorobenzene-d5 | 94 | | 60-140 |

**Project Name:** NORTH MAIN ST. SITE
**Project Number:** 128,14 PHASE 3

**Lab Number:** L2304298
**Report Date:** 01/31/23

## Sample Receipt and Container Information

Were project specific reporting limits specified? YES

### Cooler Information

| Cooler | Custody Seal |
|---|---|
| NA | Absent |

### Container Information

| Container ID | Container Type | Cooler | Initial pH | Final pH | Temp deg C | Pres | Seal | Frozen Date/Time | Analysis(*) |
|---|---|---|---|---|---|---|---|---|---|
| L2304298-01A | Canister - 6 Liter | NA | NA | | | Y | Absent | | TO15-LL(30) |



*Values in parentheses indicate holding time in days

| | | | |
|---|---|---|---|
| **Project Name:** | NORTH MAIN ST. SITE | **Lab Number:** | L2304298 |
| **Project Number:** | 128,14 PHASE 3 | **Report Date:** | 01/31/23 |

## GLOSSARY

***Acronyms***

| | |
|---|---|
| DL | - Detection Limit: This value represents the level to which target analyte concentrations are reported as estimated values, when those target analyte concentrations are quantified below the limit of quantitation (LOQ). The DL includes any adjustments from dilutions, concentrations or moisture content, where applicable. (DoD report formats only.) |
| EDL | - Estimated Detection Limit: This value represents the level to which target analyte concentrations are reported as estimated values, when those target analyte concentrations are quantified below the reporting limit (RL). The EDL includes any adjustments from dilutions, concentrations or moisture content, where applicable. The use of EDLs is specific to the analysis of PAHs using Solid-Phase Microextraction (SPME). |
| EMPC | - Estimated Maximum Possible Concentration: The concentration that results from the signal present at the retention time of an analyte when the ions meet all of the identification criteria except the ion abundance ratio criteria. An EMPC is a worst-case estimate of the concentration. |
| EPA | - Environmental Protection Agency. |
| LCS | - Laboratory Control Sample: A sample matrix, free from the analytes of interest, spiked with verified known amounts of analytes or a material containing known and verified amounts of analytes. |
| LCSD | - Laboratory Control Sample Duplicate: Refer to LCS. |
| LFB | - Laboratory Fortified Blank: A sample matrix, free from the analytes of interest, spiked with verified known amounts of analytes or a material containing known and verified amounts of analytes. |
| LOD | - Limit of Detection: This value represents the level to which a target analyte can reliably be detected for a specific analyte in a specific matrix by a specific method. The LOD includes any adjustments from dilutions, concentrations or moisture content, where applicable. (DoD report formats only.) |
| LOQ | - Limit of Quantitation: The value at which an instrument can accurately measure an analyte at a specific concentration. The LOQ includes any adjustments from dilutions, concentrations or moisture content, where applicable. (DoD report formats only.)<br><br>Limit of Quantitation: The value at which an instrument can accurately measure an analyte at a specific concentration. The LOQ includes any adjustments from dilutions, concentrations or moisture content, where applicable. (DoD report formats only.) |
| MDL | - Method Detection Limit: This value represents the level to which target analyte concentrations are reported as estimated values, when those target analyte concentrations are quantified below the reporting limit (RL). The MDL includes any adjustments from dilutions, concentrations or moisture content, where applicable. |
| MS | - Matrix Spike Sample: A sample prepared by adding a known mass of target analyte to a specified amount of matrix sample for which an independent estimate of target analyte concentration is available. For Method 332.0, the spike recovery is calculated using the native concentration, including estimated values. |
| MSD | - Matrix Spike Sample Duplicate: Refer to MS. |
| NA | - Not Applicable. |
| NC | - Not Calculated: Term is utilized when one or more of the results utilized in the calculation are non-detect at the parameter's reporting unit. |
| NDPA/DPA | - N-Nitrosodiphenylamine/Diphenylamine. |
| NI | - Not Ignitable. |
| NP | - Non-Plastic: Term is utilized for the analysis of Atterberg Limits in soil. |
| NR | - No Results: Term is utilized when 'No Target Compounds Requested' is reported for the analysis of Volatile or Semivolatile Organic TIC only requests. |
| RL | - Reporting Limit: The value at which an instrument can accurately measure an analyte at a specific concentration. The RL includes any adjustments from dilutions, concentrations or moisture content, where applicable. |
| RPD | - Relative Percent Difference: The results from matrix and/or matrix spike duplicates are primarily designed to assess the precision of analytical results in a given matrix and are expressed as relative percent difference (RPD). Values which are less than five times the reporting limit for any individual parameter are evaluated by utilizing the absolute difference between the values; although the RPD value will be provided in the report. |
| SRM | - Standard Reference Material: A reference sample of a known or certified value that is of the same or similar matrix as the associated field samples. |
| STLP | - Semi-dynamic Tank Leaching Procedure per EPA Method 1315. |
| TEF | - Toxic Equivalency Factors: The values assigned to each dioxin and furan to evaluate their toxicity relative to 2,3,7,8-TCDD. |
| TEQ | - Toxic Equivalent: The measure of a sample's toxicity derived by multiplying each dioxin and furan by its corresponding TEF and then summing the resulting values. |
| TIC | - Tentatively Identified Compound: A compound that has been identified to be present and is not part of the target compound list (TCL) for the method and/or program. All TICs are qualitatively identified and reported as estimated concentrations. |

*Report Format: Data Usability Report*

| | | | |
|---|---|---|---|
| **Project Name:** | NORTH MAIN ST. SITE | **Lab Number:** | L2304298 |
| **Project Number:** | 128,14 PHASE 3 | **Report Date:** | 01/31/23 |

***Footnotes***

1 - The reference for this analyte should be considered modified since this analyte is absent from the target analyte list of the original method.

***Terms***

Analytical Method: Both the document from which the method originates and the analytical reference method. (Example: EPA 8260B is shown as 1,8260B.) The codes for the reference method documents are provided in the References section of the Addendum.

Chlordane: The target compound Chlordane (CAS No. 57-74-9) is reported for GC ECD analyses. Per EPA,this compound "refers to a mixture of chlordane isomers, other chlorinated hydrocarbons and numerous other components." (Reference: USEPA Toxicological Review of Chlordane, In Support of Summary Information on the Integrated Risk Information System (IRIS), December 1997.)

Difference: With respect to Total Oxidizable Precursor (TOP) Assay analysis, the difference is defined as the Post-Treatment value minus the Pre-Treatment value.

Final pH: As it pertains to Sample Receipt & Container Information section of the report, Final pH reflects pH of container determined after adjustment at the laboratory, if applicable. If no adjustment required, value reflects Initial pH.

Frozen Date/Time: With respect to Volatile Organics in soil, Frozen Date/Time reflects the date/time at which associated Reagent Water-preserved vials were initially frozen. Note: If frozen date/time is beyond 48 hours from sample collection, value will be reflected in 'bold'.

Gasoline Range Organics (GRO): Gasoline Range Organics (GRO) results include all chromatographic peaks eluting from Methyl tert butyl ether through Naphthalene, with the exception of GRO analysis in support of State of Ohio programs, which includes all chromatographic peaks eluting from Hexane through Dodecane.

Initial pH: As it pertains to Sample Receipt & Container Information section of the report, Initial pH reflects pH of container determined upon receipt, if applicable.

PAH Total: With respect to Alkylated PAH analyses, the 'PAHs, Total' result is defined as the summation of results for all or a subset of the following compounds: Naphthalene, C1-C4 Naphthalenes, 2-Methylnaphthalene, 1-Methylnaphthalene, Biphenyl, Acenaphthylene, Acenaphthene, Fluorene, C1-C3 Fluorenes, Phenanthrene, C1-C4 Phenanthrenes/Anthracenes, Anthracene, Fluoranthene, Pyrene, C1-C4 Fluoranthenes/Pyrenes, Benz(a)anthracene, Chrysene, C1-C4 Chrysenes, Benzo(b)fluoranthene, Benzo(j)+(k)fluoranthene, Benzo(e)pyrene, Benzo(a)pyrene, Perylene, Indeno(1,2,3-cd)pyrene, Dibenz(ah)+(ac)anthracene, Benzo(g,h,i)perylene. If a 'Total' result is requested, the results of its individual components will also be reported.

PFAS Total: With respect to PFAS analyses, the 'PFAS, Total (5)' result is defined as the summation of results for: PFHpA, PFHxS, PFOA, PFNA and PFOS. In addition, the 'PFAS, Total (6)' result is defined as the summation of results for: PFHpA, PFHxS, PFOA, PFNA, PFDA and PFOS. For MassDEP DW compliance analysis only, the 'PFAS, Total (6)' result is defined as the summation of results at or above the RL. Note: If a 'Total' result is requested, the results of its individual components will also be reported.

Total: With respect to Organic analyses, a 'Total' result is defined as the summation of results for individual isomers or Aroclors. If a 'Total' result is requested, the results of its individual components will also be reported. This is applicable to 'Total' results for methods 8260, 8081 and 8082.

***Data Qualifiers***

**A** - Spectra identified as "Aldol Condensates" are byproducts of the extraction/concentration procedures when acetone is introduced in the process.

**B** - The analyte was detected above the reporting limit in the associated method blank. Flag only applies to associated field samples that have detectable concentrations of the analyte at less than ten times (10x) the concentration found in the blank. For MCP-related projects, flag only applies to associated field samples that have detectable concentrations of the analyte at less than ten times (10x) the concentration found in the blank. For DOD-related projects, flag only applies to associated field samples that have detectable concentrations of the analyte at less than ten times (10x) the concentration found in the blank AND the analyte was detected above one-half the reporting limit (or above the reporting limit for common lab contaminants) in the associated method blank. For NJ-Air-related projects, flag only applies to associated field samples that have detectable concentrations of the analyte above the reporting limit. For NJ-related projects (excluding Air), flag only applies to associated field samples that have detectable concentrations of the analyte, which was detected above the reporting limit in the associated method blank or above five times the reporting limit for common lab contaminants (Phthalates, Acetone, Methylene Chloride, 2-Butanone).

**C** - Co-elution: The target analyte co-elutes with a known lab standard (i.e. surrogate, internal standards, etc.) for co-extracted analyses.

**D** - Concentration of analyte was quantified from diluted analysis. Flag only applies to field samples that have detectable concentrations of the analyte.

**E** - Concentration of analyte exceeds the range of the calibration curve and/or linear range of the instrument.

**F** - The ratio of quantifier ion response to qualifier ion response falls outside of the laboratory criteria. Results are considered to be an estimated maximum concentration.

**G** - The concentration may be biased high due to matrix interferences (i.e, co-elution) with non-target compound(s). The result should be considered estimated.

**H** - The analysis of pH was performed beyond the regulatory-required holding time of 15 minutes from the time of sample collection.

**I** - The lower value for the two columns has been reported due to obvious interference.

**J** - Estimated value. This represents an estimated concentration for Tentatively Identified Compounds (TICs).

**M** - Reporting Limit (RL) exceeds the MCP CAM Reporting Limit for this analyte.

*Report Format: Data Usability Report*

| | | | |
|---|---|---|---|
| **Project Name:** | NORTH MAIN ST. SITE | **Lab Number:** | L2304298 |
| **Project Number:** | 128,14 PHASE 3 | **Report Date:** | 01/31/23 |

***Data Qualifiers***

**ND** - Not detected at the reporting limit (RL) for the sample.

**NJ** - Presumptive evidence of compound. This represents an estimated concentration for Tentatively Identified Compounds (TICs), where the identification is based on a mass spectral library search.

**P** - The RPD between the results for the two columns exceeds the method-specified criteria.

**Q** - The quality control sample exceeds the associated acceptance criteria. For DOD-related projects, LCS and/or Continuing Calibration Standard exceedences are also qualified on all associated sample results. Note: This flag is not applicable for matrix spike recoveries when the sample concentration is greater than 4x the spike added or for batch duplicate RPD when the sample concentrations are less than 5x the RL. (Metals only.)

**R** - Analytical results are from sample re-analysis.

**RE** - Analytical results are from sample re-extraction.

**S** - Analytical results are from modified screening analysis.

**V** - The surrogate associated with this target analyte has a recovery outside the QC acceptance limits. (Applicable to MassDEP DW Compliance samples only.)

**Z** - The batch matrix spike and/or duplicate associated with this target analyte has a recovery/RPD outside the QC acceptance limits. (Applicable to MassDEP DW Compliance samples only.)

## REFERENCES

48 Compendium of Methods for the Determination of Toxic Organic Compounds in Ambient Air. Second Edition. EPA/625/R-96/010b, January 1999.

## LIMITATION OF LIABILITIES

Alpha Analytical performs services with reasonable care and diligence normal to the analytical testing laboratory industry. In the event of an error, the sole and exclusive responsibility of Alpha Analytical shall be to re-perform the work at it's own expense. In no event shall Alpha Analytical be held liable for any incidental, consequential or special damages, including but not limited to, damages in any way connected with the use of, interpretation of, information or analysis provided by Alpha Analytical.

We strongly urge our clients to comply with EPA protocol regarding sample volume, preservation, cooling, containers, sampling procedures, holding time and splitting of samples in the field.

# Certification Information

**The following analytes are not included in our Primary NELAP Scope of Accreditation:**

**Westborough Facility**
**EPA 624/624.1:** m/p-xylene, o-xylene, Naphthalene
**EPA 625/625.1:** alpha-Terpineol
**EPA 8260C/8260D:** NPW: 1,2,4,5-Tetramethylbenzene; 4-Ethyltoluene, Azobenzene; SCM: Iodomethane (methyl iodide), 1,2,4,5-Tetramethylbenzene; 4-Ethyltoluene.
**EPA 8270D/8270E:** NPW: Dimethylnaphthalene,1,4-Diphenylhydrazine, alpha-Terpineol; SCM: Dimethylnaphthalene,1,4-Diphenylhydrazine.
**SM4500**: NPW: Amenable Cyanide; SCM: Total Phosphorus, TKN, NO2, NO3.

**Mansfield Facility**
**SM 2540D:** TSS
**EPA 8082A:** NPW: PCB: 1, 5, 31, 87,101, 110, 141, 151, 153, 180, 183, 187.
**EPA TO-15:** Halothane, 2,4,4-Trimethyl-2-pentene, 2,4,4-Trimethyl-1-pentene, Thiophene, 2-Methylthiophene, 3-Methylthiophene, 2-Ethylthiophene, 1,2,3-Trimethylbenzene, Indan, Indene, 1,2,4,5-Tetramethylbenzene, Benzothiophene, 1-Methylnaphthalene.
**Biological Tissue Matrix:** EPA 3050B

**The following analytes are included in our Massachusetts DEP Scope of Accreditation**

**Westborough Facility:**

***Drinking Water***
**EPA 300.0**: Chloride, Nitrate-N, Fluoride, Sulfate; **EPA 353.2**: Nitrate-N, Nitrite-N; **SM4500NO3-F**: Nitrate-N, Nitrite-N; **SM4500F-C, SM4500CN-CE, EPA 180.1, SM2130B, SM4500Cl-D, SM2320B, SM2540C, SM4500H-B, SM4500NO2-B**
**EPA 332**: Perchlorate; **EPA 524.2:** THMs and VOCs; **EPA 504.1:** EDB, DBCP.
**Microbiology**: **SM9215B; SM9223-P/A, SM9223B-Colilert-QT,SM9222D**.

***Non-Potable Water***
**SM4500H,B, EPA 120.1, SM2510B, SM2540C, SM2320B, SM4500CL-E, SM4500F-BC, SM4500NH3-BH:** Ammonia-N and Kjeldahl-N, **EPA 350.1**: Ammonia-N, **LACHAT 10-107-06-1-B**: Ammonia-N, **EPA 351.1, SM4500NO3-F, EPA 353.2**: Nitrate-N, **SM4500P-E, SM4500P-B, E, SM4500SO4-E, SM5220D, EPA 410.4, SM5210B, SM5310C, SM4500CL-D, EPA 1664, EPA 420.1, SM4500-CN-CE, SM2540D, EPA 300: Chloride, Sulfate, Nitrate.**
**EPA 624.1**: Volatile Halocarbons & Aromatics,
**EPA 608.3**: Chlordane, Toxaphene, Aldrin, alpha-BHC, beta-BHC, gamma-BHC, delta-BHC, Dieldrin, DDD, DDE, DDT, Endosulfan I, Endosulfan II, Endosulfan sulfate, Endrin, Endrin Aldehyde, Heptachlor, Heptachlor Epoxide, PCBs
**EPA 625.1**: SVOC (Acid/Base/Neutral Extractables), **EPA 600/4-81-045**: PCB-Oil.
**Microbiology**: **SM9223B-Colilert-QT; Enterolert-QT, SM9221E, EPA 1600, EPA 1603, SM9222D.**

**Mansfield Facility:**

***Drinking Water***
**EPA 200.7:** Al, Ba, Cd, Cr, Cu, Fe, Mn, Ni, Na, Ag, Ca, Zn. **EPA 200.8:** Al, Sb, As, Ba, Be, Cd, Cr, Cu, Pb, Mn, Ni, Se, Ag, TL, Zn. **EPA 245.1** Hg.
**EPA 522, EPA 537.1.**

***Non-Potable Water***
**EPA 200.7:** Al, Sb, As, Be, Cd, Ca, Cr, Co, Cu, Fe, Pb, Mg, Mn, Mo, Ni, K, Se, Ag, Na, Sr, TL, Ti, V, Zn.
**EPA 200.8:** Al, Sb, As, Be, Cd, Cr, Cu, Fe, Pb, Mn, Ni, K, Se, Ag, Na, TL, Zn.
**EPA 245.1** Hg.
**SM2340B**

For a complete listing of analytes and methods, please contact your Alpha Project Manager.

# AIR ANALYSIS

PAGE 1 OF 1

**CHAIN OF CUSTODY**

ALPHA ANALYTICAL
320 Forbes Blvd, Mansfield, MA 02048
TEL: 508-822-9300 FAX: 508-822-3288

Date Rec'd in Lab: 1/26/23

ALPHA Job #: L2304298

**Client Information**

Client: SESI
Address: 959 Rt 46 E 3rd Floor 300 Suite Parsippany NJ
Phone: (973) 808-9050
Fax:
Email: monica.norton@sesinc.com
☐ These samples have been previously analyzed by Alpha

**Project Information**

Project Name: North Main St. Site
Project Location: 128-158 N Main St. Port Chester NY
Project #: 128,14 phase3
Project Manager: Monica Norton
ALPHA Quote #:

**Turn-Around Time**

☒ Standard ☐ RUSH (only confirmed if pre-approved!)
Date Due: Time:

**Report Information - Data Deliverables**

☐ FAX
☒ ADEx
Criteria Checker:
(Default based on Regulatory Criteria Indicated)
Other Formats:
☐ EMAIL (standard pdf report)
☒ Additional Deliverables: Cat B
Report to: (if different than Project Manager)

**Billing Information**

☒ Same as Client info PO #:

**Regulatory Requirements/Report Limits**

| State/Fed | Program | Res / Comm |
|---|---|---|
| X | DOH Matrices | |

Other Project Specific Requirements/Comments:

Project-Specific Target Compound List: ☐

**All Columns Below Must Be Filled Out**

| ALPHA Lab ID (Lab Use Only) | Sample ID | COLLECTION End Date | Start Time | End Time | Initial Vacuum | Final Vacuum | Sample Matrix* | Sampler's Initials | Can Size | I D Can | I D - Flow Controller | TO-15 | TO-15 SIM | APH (Subtract Non-petroleum HCs ☐) | Fixed Gases | Sulfides & Mercaptans by TO-15 | Sample Comments (i.e. PID) |
|---|---|---|---|---|---|---|---|---|---|---|---|---|---|---|---|---|---|
| 04298-01 | SV-202 | 1/25/23 | 1306 | 1320 | 26.09 | 5.04 | SV | CC | 2.7L | 247 | 0232 | X | | | | | |

*SAMPLE MATRIX CODES
AA = Ambient Air (Indoor/Outdoor)
SV = Soil Vapor/Landfill Gas/SVE
Other = Please Specify

Container Type

Please print clearly, legibly and completely. Samples can not be logged in and turnaround time clock will not start until any ambiguities are resolved. All samples submitted are subject to Alpha's Terms and Conditions. See reverse side.

| Relinquished By: | Date/Time | Received By: | Date/Time: |
|---|---|---|---|
| [signature] 1310 | 1/25/23 | [signature] | 1/25/23 1515 |
| [signature] 1/25/23 | 1645 | [signature] | 1.25.23 2100 |
| [signature] | 1.25.23 | [signature] | 1/25/23 2340 |
| [signature] | 1/26/23 0315 | [signature] | 1/26/23 03:15 |

# ANALYTICAL REPORT

| | |
|---|---|
| Lab Number: | L2304591 |
| Client: | Soils Engineering Services, Inc.<br>959 Route 46E<br>Parsippany, NJ 07054 |
| ATTN: | Monica Norton |
| Phone: | (973) 808-9050 |
| Project Name: | NORTH MAIN STREET SITE |
| Project Number: | 12814 PHASE 3 |
| Report Date: | 01/31/23 |



Certifications & Approvals: MA (M-MA030), NH NELAP (2062), CT (PH-0141), DoD (L2474), FL (E87814), IL (200081), LA (85084), ME (MA00030), MD (350), NJ (MA015), NY (11627), NC (685), OH (CL106), PA (68-02089), RI (LAO00299), TX (T104704419), VT (VT-0015), VA (460194), WA (C954), US Army Corps of Engineers, USDA (Permit #P330-17-00150), USFWS (Permit #206964).

320 Forbes Boulevard, Mansfield, MA 02048-1806
508-822-9300 (Fax) 508-822-3288 800-624-9220 - www.alphalab.com

**Project Name:** NORTH MAIN STREET SITE
**Project Number:** 12814 PHASE 3

**Lab Number:** L2304591
**Report Date:** 01/31/23

| Alpha Sample ID | Client ID | Matrix | Sample Location | Collection Date/Time | Receive Date |
|---|---|---|---|---|---|
| L2304591-01 | SV-201 | SOIL_VAPOR | 128-156 N MAIN ST. PORT CHESTER NY | 01/26/23 08:55 | 01/26/23 |
| L2304591-02 | SSSV-204 | SOIL_VAPOR | 128-156 N MAIN ST. PORT CHESTER NY | 01/26/23 12:41 | 01/26/23 |

| | | | |
|---|---|---|---|
| **Project Name:** | NORTH MAIN STREET SITE | **Lab Number:** | L2304591 |
| **Project Number:** | 12814 PHASE 3 | **Report Date:** | 01/31/23 |

## Case Narrative

The samples were received in accordance with the Chain of Custody and no significant deviations were encountered during the preparation or analysis unless otherwise noted. Sample Receipt, Container Information, and the Chain of Custody are located at the back of the report.

Results contained within this report relate only to the samples submitted under this Alpha Lab Number and meet NELAP requirements for all NELAP accredited parameters unless otherwise noted in the following narrative. The data presented in this report is organized by parameter (i.e. VOC, SVOC, etc.). Sample specific Quality Control data (i.e. Surrogate Spike Recovery) is reported at the end of the target analyte list for each individual sample, followed by the Laboratory Batch Quality Control at the end of each parameter. Tentatively Identified Compounds (TICs), if requested, are reported for compounds identified to be present and are not part of the method/program Target Compound List, even if only a subset of the TCL are being reported. If a sample was re-analyzed or re-extracted due to a required quality control corrective action and if both sets of data are reported, the Laboratory ID of the re-analysis or re-extraction is designated with an "R" or "RE", respectively.

When multiple Batch Quality Control elements are reported (e.g. more than one LCS), the associated samples for each element are noted in the grey shaded header line of each data table. Any Laboratory Batch, Sample Specific % recovery or RPD value that is outside the listed Acceptance Criteria is bolded in the report. In reference to questions H (CAM) or 4 (RCP) when "NO" is checked, the performance criteria for CAM and RCP methods allow for some quality control failures to occur and still be within method compliance. In these instances, the specific failure is not narrated but noted in the associated QC Outlier Summary Report, located directly after the Case Narrative. QC information is also incorporated in the Data Usability Assessment table (Format 11) of our Data Merger tool, where it can be reviewed in conjunction with the sample result, associated regulatory criteria and any associated data usability implications.

Soil/sediments, solids and tissues are reported on a dry weight basis unless otherwise noted. Definitions of all data qualifiers and acronyms used in this report are provided in the Glossary located at the back of the report.

HOLD POLICY - For samples submitted on hold, Alpha's policy is to hold samples (with the exception of Air canisters) free of charge for 21 calendar days from the date the project is completed. After 21 calendar days, we will dispose of all samples submitted including those put on hold unless you have contacted your Alpha Project Manager and made arrangements for Alpha to continue to hold the samples. Air canisters will be disposed after 3 business days from the date the project is completed.

Please contact Project Management at 800-624-9220 with any questions.

| | | | |
|---|---|---|---|
| **Project Name:** | NORTH MAIN STREET SITE | **Lab Number:** | L2304591 |
| **Project Number:** | 12814 PHASE 3 | **Report Date:** | 01/31/23 |

**Case Narrative (continued)**

Report Revision

January 31, 2023 the report has been amended to correct the project number.

Volatile Organics in Air

Canisters were released from the laboratory on January 25, 2023. The canister certification results are provided as an addendum.

I, the undersigned, attest under the pains and penalties of perjury that, to the best of my knowledge and belief and based upon my personal inquiry of those responsible for providing the information contained in this analytical report, such information is accurate and complete. This certificate of analysis is not complete unless this page accompanies any and all pages of this report.

Authorized Signature: Christopher J. Anderson

Title: Technical Director/Representative Date: 01/31/23

# AIR

**Project Name:** NORTH MAIN STREET SITE
**Project Number:** 12814 PHASE 3
**Lab Number:** L2304591
**Report Date:** 01/31/23

## SAMPLE RESULTS

Lab ID: L2304591-01
Client ID: SV-201
Sample Location: 128-156 N MAIN ST. PORT CHESTER NY

Date Collected: 01/26/23 08:55
Date Received: 01/26/23
Field Prep: Not Specified

Sample Depth:
Matrix: Soil_Vapor
Anaytical Method: 48,TO-15
Analytical Date: 01/29/23 22:51
Analyst: TJS

| | ppbV | | | ug/m3 | | | | |
|---|---|---|---|---|---|---|---|---|
| Parameter | Results | RL | MDL | Results | RL | MDL | Qualifier | Dilution Factor |
| Volatile Organics in Air - Mansfield Lab | | | | | | | | |
| Dichlorodifluoromethane | 0.382 | 0.200 | -- | 1.89 | 0.989 | -- | | 1 |
| Chloromethane | 0.348 | 0.200 | -- | 0.719 | 0.413 | -- | | 1 |
| Freon-114 | ND | 0.200 | -- | ND | 1.40 | -- | | 1 |
| Vinyl chloride | ND | 0.200 | -- | ND | 0.511 | -- | | 1 |
| 1,3-Butadiene | 0.523 | 0.200 | -- | 1.16 | 0.442 | -- | | 1 |
| Bromomethane | ND | 0.200 | -- | ND | 0.777 | -- | | 1 |
| Chloroethane | ND | 0.200 | -- | ND | 0.528 | -- | | 1 |
| Ethanol | ND | 5.00 | -- | ND | 9.42 | -- | | 1 |
| Vinyl bromide | ND | 0.200 | -- | ND | 0.874 | -- | | 1 |
| Acetone | 5.69 | 1.00 | -- | 13.5 | 2.38 | -- | | 1 |
| Trichlorofluoromethane | ND | 0.200 | -- | ND | 1.12 | -- | | 1 |
| Isopropanol | ND | 0.500 | -- | ND | 1.23 | -- | | 1 |
| 1,1-Dichloroethene | ND | 0.200 | -- | ND | 0.793 | -- | | 1 |
| Tertiary butyl Alcohol | ND | 0.500 | -- | ND | 1.52 | -- | | 1 |
| Methylene chloride | ND | 0.500 | -- | ND | 1.74 | -- | | 1 |
| 3-Chloropropene | ND | 0.200 | -- | ND | 0.626 | -- | | 1 |
| Carbon disulfide | 1.08 | 0.200 | -- | 3.36 | 0.623 | -- | | 1 |
| Freon-113 | ND | 0.200 | -- | ND | 1.53 | -- | | 1 |
| trans-1,2-Dichloroethene | ND | 0.200 | -- | ND | 0.793 | -- | | 1 |
| 1,1-Dichloroethane | ND | 0.200 | -- | ND | 0.809 | -- | | 1 |
| Methyl tert butyl ether | ND | 0.200 | -- | ND | 0.721 | -- | | 1 |
| 2-Butanone | 1.09 | 0.500 | -- | 3.21 | 1.47 | -- | | 1 |
| cis-1,2-Dichloroethene | ND | 0.200 | -- | ND | 0.793 | -- | | 1 |

**Project Name:** NORTH MAIN STREET SITE
**Project Number:** 12814 PHASE 3
**Lab Number:** L2304591
**Report Date:** 01/31/23

## SAMPLE RESULTS

Lab ID: L2304591-01
Client ID: SV-201
Sample Location: 128-156 N MAIN ST. PORT CHESTER NY

Date Collected: 01/26/23 08:55
Date Received: 01/26/23
Field Prep: Not Specified

Sample Depth:

| Parameter | ppbV Results | ppbV RL | ppbV MDL | ug/m3 Results | ug/m3 RL | ug/m3 MDL | Qualifier | Dilution Factor |
|---|---|---|---|---|---|---|---|---|
| **Volatile Organics in Air - Mansfield Lab** | | | | | | | | |
| Ethyl Acetate | ND | 0.500 | -- | ND | 1.80 | -- | | 1 |
| Chloroform | ND | 0.200 | -- | ND | 0.977 | -- | | 1 |
| Tetrahydrofuran | ND | 0.500 | -- | ND | 1.47 | -- | | 1 |
| 1,2-Dichloroethane | ND | 0.200 | -- | ND | 0.809 | -- | | 1 |
| n-Hexane | 1.75 | 0.200 | -- | 6.17 | 0.705 | -- | | 1 |
| 1,1,1-Trichloroethane | 0.927 | 0.200 | -- | 5.06 | 1.09 | -- | | 1 |
| Benzene | 0.625 | 0.200 | -- | 2.00 | 0.639 | -- | | 1 |
| Carbon tetrachloride | ND | 0.200 | -- | ND | 1.26 | -- | | 1 |
| Cyclohexane | 0.726 | 0.200 | -- | 2.50 | 0.688 | -- | | 1 |
| 1,2-Dichloropropane | ND | 0.200 | -- | ND | 0.924 | -- | | 1 |
| Bromodichloromethane | ND | 0.200 | -- | ND | 1.34 | -- | | 1 |
| 1,4-Dioxane | ND | 0.200 | -- | ND | 0.721 | -- | | 1 |
| Trichloroethene | ND | 0.200 | -- | ND | 1.07 | -- | | 1 |
| 2,2,4-Trimethylpentane | ND | 0.200 | -- | ND | 0.934 | -- | | 1 |
| Heptane | 0.812 | 0.200 | -- | 3.33 | 0.820 | -- | | 1 |
| cis-1,3-Dichloropropene | ND | 0.200 | -- | ND | 0.908 | -- | | 1 |
| 4-Methyl-2-pentanone | ND | 0.500 | -- | ND | 2.05 | -- | | 1 |
| trans-1,3-Dichloropropene | ND | 0.200 | -- | ND | 0.908 | -- | | 1 |
| 1,1,2-Trichloroethane | ND | 0.200 | -- | ND | 1.09 | -- | | 1 |
| Toluene | 12.2 | 0.200 | -- | 46.0 | 0.754 | -- | | 1 |
| 2-Hexanone | 0.487 | 0.200 | -- | 2.00 | 0.820 | -- | | 1 |
| Dibromochloromethane | ND | 0.200 | -- | ND | 1.70 | -- | | 1 |
| 1,2-Dibromoethane | ND | 0.200 | -- | ND | 1.54 | -- | | 1 |
| Tetrachloroethene | 19.5 | 0.200 | -- | 132 | 1.36 | -- | | 1 |
| Chlorobenzene | ND | 0.200 | -- | ND | 0.921 | -- | | 1 |
| Ethylbenzene | 0.398 | 0.200 | -- | 1.73 | 0.869 | -- | | 1 |

**Project Name:** NORTH MAIN STREET SITE
**Project Number:** 12814 PHASE 3
**Lab Number:** L2304591
**Report Date:** 01/31/23

## SAMPLE RESULTS

Lab ID: L2304591-01
Client ID: SV-201
Sample Location: 128-156 N MAIN ST. PORT CHESTER NY

Date Collected: 01/26/23 08:55
Date Received: 01/26/23
Field Prep: Not Specified

Sample Depth:

| Parameter | ppbV Results | ppbV RL | ppbV MDL | ug/m3 Results | ug/m3 RL | ug/m3 MDL | Qualifier | Dilution Factor |
|---|---|---|---|---|---|---|---|---|
| **Volatile Organics in Air - Mansfield Lab** | | | | | | | | |
| p/m-Xylene | 1.72 | 0.400 | -- | 7.47 | 1.74 | -- | | 1 |
| Bromoform | ND | 0.200 | -- | ND | 2.07 | -- | | 1 |
| Styrene | ND | 0.200 | -- | ND | 0.852 | -- | | 1 |
| 1,1,2,2-Tetrachloroethane | ND | 0.200 | -- | ND | 1.37 | -- | | 1 |
| o-Xylene | 0.380 | 0.200 | -- | 1.65 | 0.869 | -- | | 1 |
| 4-Ethyltoluene | ND | 0.200 | -- | ND | 0.983 | -- | | 1 |
| 1,3,5-Trimethylbenzene | ND | 0.200 | -- | ND | 0.983 | -- | | 1 |
| 1,2,4-Trimethylbenzene | ND | 0.200 | -- | ND | 0.983 | -- | | 1 |
| Benzyl chloride | ND | 0.200 | -- | ND | 1.04 | -- | | 1 |
| 1,3-Dichlorobenzene | ND | 0.200 | -- | ND | 1.20 | -- | | 1 |
| 1,4-Dichlorobenzene | ND | 0.200 | -- | ND | 1.20 | -- | | 1 |
| 1,2-Dichlorobenzene | ND | 0.200 | -- | ND | 1.20 | -- | | 1 |
| 1,2,4-Trichlorobenzene | ND | 0.200 | -- | ND | 1.48 | -- | | 1 |
| Hexachlorobutadiene | ND | 0.200 | -- | ND | 2.13 | -- | | 1 |

| Internal Standard | % Recovery | Qualifier | Acceptance Criteria |
|---|---|---|---|
| 1,4-Difluorobenzene | 89 | | 60-140 |
| Bromochloromethane | 88 | | 60-140 |
| chlorobenzene-d5 | 82 | | 60-140 |

**Project Name:** NORTH MAIN STREET SITE
**Project Number:** 12814 PHASE 3
**Lab Number:** L2304591
**Report Date:** 01/31/23

## SAMPLE RESULTS

Lab ID: L2304591-02
Client ID: SSSV-204
Sample Location: 128-156 N MAIN ST. PORT CHESTER NY

Date Collected: 01/26/23 12:41
Date Received: 01/26/23
Field Prep: Not Specified

Sample Depth:
Matrix: Soil_Vapor
Anaytical Method: 48,TO-15
Analytical Date: 01/29/23 23:33
Analyst: TJS

| | ppbV | | | ug/m3 | | | | |
|---|---|---|---|---|---|---|---|---|
| Parameter | Results | RL | MDL | Results | RL | MDL | Qualifier | Dilution Factor |
| **Volatile Organics in Air - Mansfield Lab** | | | | | | | | |
| Dichlorodifluoromethane | 0.472 | 0.200 | -- | 2.33 | 0.989 | -- | | 1 |
| Chloromethane | 0.443 | 0.200 | -- | 0.915 | 0.413 | -- | | 1 |
| Freon-114 | ND | 0.200 | -- | ND | 1.40 | -- | | 1 |
| Vinyl chloride | ND | 0.200 | -- | ND | 0.511 | -- | | 1 |
| 1,3-Butadiene | 0.885 | 0.200 | -- | 1.96 | 0.442 | -- | | 1 |
| Bromomethane | ND | 0.200 | -- | ND | 0.777 | -- | | 1 |
| Chloroethane | ND | 0.200 | -- | ND | 0.528 | -- | | 1 |
| Ethanol | ND | 5.00 | -- | ND | 9.42 | -- | | 1 |
| Vinyl bromide | ND | 0.200 | -- | ND | 0.874 | -- | | 1 |
| Acetone | 6.63 | 1.00 | -- | 15.7 | 2.38 | -- | | 1 |
| Trichlorofluoromethane | ND | 0.200 | -- | ND | 1.12 | -- | | 1 |
| Isopropanol | ND | 0.500 | -- | ND | 1.23 | -- | | 1 |
| 1,1-Dichloroethene | ND | 0.200 | -- | ND | 0.793 | -- | | 1 |
| Tertiary butyl Alcohol | ND | 0.500 | -- | ND | 1.52 | -- | | 1 |
| Methylene chloride | ND | 0.500 | -- | ND | 1.74 | -- | | 1 |
| 3-Chloropropene | ND | 0.200 | -- | ND | 0.626 | -- | | 1 |
| Carbon disulfide | 1.20 | 0.200 | -- | 3.74 | 0.623 | -- | | 1 |
| Freon-113 | ND | 0.200 | -- | ND | 1.53 | -- | | 1 |
| trans-1,2-Dichloroethene | ND | 0.200 | -- | ND | 0.793 | -- | | 1 |
| 1,1-Dichloroethane | ND | 0.200 | -- | ND | 0.809 | -- | | 1 |
| Methyl tert butyl ether | ND | 0.200 | -- | ND | 0.721 | -- | | 1 |
| 2-Butanone | ND | 0.500 | -- | ND | 1.47 | -- | | 1 |
| cis-1,2-Dichloroethene | ND | 0.200 | -- | ND | 0.793 | -- | | 1 |

**Project Name:** NORTH MAIN STREET SITE
**Project Number:** 12814 PHASE 3
**Lab Number:** L2304591
**Report Date:** 01/31/23

## SAMPLE RESULTS

Lab ID: L2304591-02
Client ID: SSSV-204
Sample Location: 128-156 N MAIN ST. PORT CHESTER NY

Date Collected: 01/26/23 12:41
Date Received: 01/26/23
Field Prep: Not Specified

Sample Depth:

| Parameter | ppbV Results | ppbV RL | ppbV MDL | ug/m3 Results | ug/m3 RL | ug/m3 MDL | Qualifier | Dilution Factor |
|---|---|---|---|---|---|---|---|---|
| **Volatile Organics in Air - Mansfield Lab** | | | | | | | | |
| Ethyl Acetate | ND | 0.500 | -- | ND | 1.80 | -- | | 1 |
| Chloroform | 0.285 | 0.200 | -- | 1.39 | 0.977 | -- | | 1 |
| Tetrahydrofuran | ND | 0.500 | -- | ND | 1.47 | -- | | 1 |
| 1,2-Dichloroethane | ND | 0.200 | -- | ND | 0.809 | -- | | 1 |
| n-Hexane | 0.924 | 0.200 | -- | 3.26 | 0.705 | -- | | 1 |
| 1,1,1-Trichloroethane | ND | 0.200 | -- | ND | 1.09 | -- | | 1 |
| Benzene | 0.202 | 0.200 | -- | 0.645 | 0.639 | -- | | 1 |
| Carbon tetrachloride | ND | 0.200 | -- | ND | 1.26 | -- | | 1 |
| Cyclohexane | 1.04 | 0.200 | -- | 3.58 | 0.688 | -- | | 1 |
| 1,2-Dichloropropane | ND | 0.200 | -- | ND | 0.924 | -- | | 1 |
| Bromodichloromethane | ND | 0.200 | -- | ND | 1.34 | -- | | 1 |
| 1,4-Dioxane | ND | 0.200 | -- | ND | 0.721 | -- | | 1 |
| Trichloroethene | ND | 0.200 | -- | ND | 1.07 | -- | | 1 |
| 2,2,4-Trimethylpentane | ND | 0.200 | -- | ND | 0.934 | -- | | 1 |
| Heptane | ND | 0.200 | -- | ND | 0.820 | -- | | 1 |
| cis-1,3-Dichloropropene | ND | 0.200 | -- | ND | 0.908 | -- | | 1 |
| 4-Methyl-2-pentanone | ND | 0.500 | -- | ND | 2.05 | -- | | 1 |
| trans-1,3-Dichloropropene | ND | 0.200 | -- | ND | 0.908 | -- | | 1 |
| 1,1,2-Trichloroethane | ND | 0.200 | -- | ND | 1.09 | -- | | 1 |
| Toluene | 11.7 | 0.200 | -- | 44.1 | 0.754 | -- | | 1 |
| 2-Hexanone | ND | 0.200 | -- | ND | 0.820 | -- | | 1 |
| Dibromochloromethane | ND | 0.200 | -- | ND | 1.70 | -- | | 1 |
| 1,2-Dibromoethane | ND | 0.200 | -- | ND | 1.54 | -- | | 1 |
| Tetrachloroethene | 0.784 | 0.200 | -- | 5.32 | 1.36 | -- | | 1 |
| Chlorobenzene | ND | 0.200 | -- | ND | 0.921 | -- | | 1 |
| Ethylbenzene | 0.571 | 0.200 | -- | 2.48 | 0.869 | -- | | 1 |

**Project Name:** NORTH MAIN STREET SITE
**Project Number:** 12814 PHASE 3

**Lab Number:** L2304591
**Report Date:** 01/31/23

## SAMPLE RESULTS

Lab ID: L2304591-02
Client ID: SSSV-204
Sample Location: 128-156 N MAIN ST. PORT CHESTER NY

Date Collected: 01/26/23 12:41
Date Received: 01/26/23
Field Prep: Not Specified

Sample Depth:

| Parameter | ppbV Results | ppbV RL | ppbV MDL | ug/m3 Results | ug/m3 RL | ug/m3 MDL | Qualifier | Dilution Factor |
|---|---|---|---|---|---|---|---|---|
| Volatile Organics in Air - Mansfield Lab | | | | | | | | |
| p/m-Xylene | 2.69 | 0.400 | -- | 11.7 | 1.74 | -- | | 1 |
| Bromoform | ND | 0.200 | -- | ND | 2.07 | -- | | 1 |
| Styrene | ND | 0.200 | -- | ND | 0.852 | -- | | 1 |
| 1,1,2,2-Tetrachloroethane | ND | 0.200 | -- | ND | 1.37 | -- | | 1 |
| o-Xylene | 0.954 | 0.200 | -- | 4.14 | 0.869 | -- | | 1 |
| 4-Ethyltoluene | ND | 0.200 | -- | ND | 0.983 | -- | | 1 |
| 1,3,5-Trimethylbenzene | ND | 0.200 | -- | ND | 0.983 | -- | | 1 |
| 1,2,4-Trimethylbenzene | 0.590 | 0.200 | -- | 2.90 | 0.983 | -- | | 1 |
| Benzyl chloride | ND | 0.200 | -- | ND | 1.04 | -- | | 1 |
| 1,3-Dichlorobenzene | ND | 0.200 | -- | ND | 1.20 | -- | | 1 |
| 1,4-Dichlorobenzene | ND | 0.200 | -- | ND | 1.20 | -- | | 1 |
| 1,2-Dichlorobenzene | ND | 0.200 | -- | ND | 1.20 | -- | | 1 |
| 1,2,4-Trichlorobenzene | ND | 0.200 | -- | ND | 1.48 | -- | | 1 |
| Hexachlorobutadiene | ND | 0.200 | -- | ND | 2.13 | -- | | 1 |

| Internal Standard | % Recovery | Qualifier | Acceptance Criteria |
|---|---|---|---|
| 1,4-Difluorobenzene | 90 | | 60-140 |
| Bromochloromethane | 87 | | 60-140 |
| chlorobenzene-d5 | 83 | | 60-140 |

**Project Name:** NORTH MAIN STREET SITE
**Project Number:** 12814 PHASE 3

**Lab Number:** L2304591
**Report Date:** 01/31/23

# Method Blank Analysis
## Batch Quality Control

Analytical Method: 48,TO-15
Analytical Date: 01/29/23 15:31

| Parameter | ppbV Results | ppbV RL | ppbV MDL | ug/m3 Results | ug/m3 RL | ug/m3 MDL | Qualifier | Dilution Factor |
|---|---|---|---|---|---|---|---|---|
| Volatile Organics in Air - Mansfield Lab for sample(s): 01-02 Batch: WG1738526-4 | | | | | | | | |
| Dichlorodifluoromethane | ND | 0.200 | -- | ND | 0.989 | -- | | 1 |
| Chloromethane | ND | 0.200 | -- | ND | 0.413 | -- | | 1 |
| Freon-114 | ND | 0.200 | -- | ND | 1.40 | -- | | 1 |
| Vinyl chloride | ND | 0.200 | -- | ND | 0.511 | -- | | 1 |
| 1,3-Butadiene | ND | 0.200 | -- | ND | 0.442 | -- | | 1 |
| Bromomethane | ND | 0.200 | -- | ND | 0.777 | -- | | 1 |
| Chloroethane | ND | 0.200 | -- | ND | 0.528 | -- | | 1 |
| Ethanol | ND | 5.00 | -- | ND | 9.42 | -- | | 1 |
| Vinyl bromide | ND | 0.200 | -- | ND | 0.874 | -- | | 1 |
| Acetone | ND | 1.00 | -- | ND | 2.38 | -- | | 1 |
| Trichlorofluoromethane | ND | 0.200 | -- | ND | 1.12 | -- | | 1 |
| Isopropanol | ND | 0.500 | -- | ND | 1.23 | -- | | 1 |
| 1,1-Dichloroethene | ND | 0.200 | -- | ND | 0.793 | -- | | 1 |
| Tertiary butyl Alcohol | ND | 0.500 | -- | ND | 1.52 | -- | | 1 |
| Methylene chloride | ND | 0.500 | -- | ND | 1.74 | -- | | 1 |
| 3-Chloropropene | ND | 0.200 | -- | ND | 0.626 | -- | | 1 |
| Carbon disulfide | ND | 0.200 | -- | ND | 0.623 | -- | | 1 |
| Freon-113 | ND | 0.200 | -- | ND | 1.53 | -- | | 1 |
| trans-1,2-Dichloroethene | ND | 0.200 | -- | ND | 0.793 | -- | | 1 |
| 1,1-Dichloroethane | ND | 0.200 | -- | ND | 0.809 | -- | | 1 |
| Methyl tert butyl ether | ND | 0.200 | -- | ND | 0.721 | -- | | 1 |
| 2-Butanone | ND | 0.500 | -- | ND | 1.47 | -- | | 1 |
| cis-1,2-Dichloroethene | ND | 0.200 | -- | ND | 0.793 | -- | | 1 |
| Ethyl Acetate | ND | 0.500 | -- | ND | 1.80 | -- | | 1 |
| Chloroform | ND | 0.200 | -- | ND | 0.977 | -- | | 1 |

**Project Name:** NORTH MAIN STREET SITE
**Project Number:** 12814 PHASE 3
**Lab Number:** L2304591
**Report Date:** 01/31/23

# Method Blank Analysis
## Batch Quality Control

Analytical Method: 48,TO-15
Analytical Date: 01/29/23 15:31

| Parameter | ppbV Results | ppbV RL | ppbV MDL | ug/m3 Results | ug/m3 RL | ug/m3 MDL | Qualifier | Dilution Factor |
|---|---|---|---|---|---|---|---|---|
| Volatile Organics in Air - Mansfield Lab for sample(s): 01-02 Batch: WG1738526-4 | | | | | | | | |
| Tetrahydrofuran | ND | 0.500 | -- | ND | 1.47 | -- | | 1 |
| 1,2-Dichloroethane | ND | 0.200 | -- | ND | 0.809 | -- | | 1 |
| n-Hexane | ND | 0.200 | -- | ND | 0.705 | -- | | 1 |
| 1,1,1-Trichloroethane | ND | 0.200 | -- | ND | 1.09 | -- | | 1 |
| Benzene | ND | 0.200 | -- | ND | 0.639 | -- | | 1 |
| Carbon tetrachloride | ND | 0.200 | -- | ND | 1.26 | -- | | 1 |
| Cyclohexane | ND | 0.200 | -- | ND | 0.688 | -- | | 1 |
| 1,2-Dichloropropane | ND | 0.200 | -- | ND | 0.924 | -- | | 1 |
| Bromodichloromethane | ND | 0.200 | -- | ND | 1.34 | -- | | 1 |
| 1,4-Dioxane | ND | 0.200 | -- | ND | 0.721 | -- | | 1 |
| Trichloroethene | ND | 0.200 | -- | ND | 1.07 | -- | | 1 |
| 2,2,4-Trimethylpentane | ND | 0.200 | -- | ND | 0.934 | -- | | 1 |
| Heptane | ND | 0.200 | -- | ND | 0.820 | -- | | 1 |
| cis-1,3-Dichloropropene | ND | 0.200 | -- | ND | 0.908 | -- | | 1 |
| 4-Methyl-2-pentanone | ND | 0.500 | -- | ND | 2.05 | -- | | 1 |
| trans-1,3-Dichloropropene | ND | 0.200 | -- | ND | 0.908 | -- | | 1 |
| 1,1,2-Trichloroethane | ND | 0.200 | -- | ND | 1.09 | -- | | 1 |
| Toluene | ND | 0.200 | -- | ND | 0.754 | -- | | 1 |
| 2-Hexanone | ND | 0.200 | -- | ND | 0.820 | -- | | 1 |
| Dibromochloromethane | ND | 0.200 | -- | ND | 1.70 | -- | | 1 |
| 1,2-Dibromoethane | ND | 0.200 | -- | ND | 1.54 | -- | | 1 |
| Tetrachloroethene | ND | 0.200 | -- | ND | 1.36 | -- | | 1 |
| Chlorobenzene | ND | 0.200 | -- | ND | 0.921 | -- | | 1 |
| Ethylbenzene | ND | 0.200 | -- | ND | 0.869 | -- | | 1 |
| p/m-Xylene | ND | 0.400 | -- | ND | 1.74 | -- | | 1 |

**Project Name:** NORTH MAIN STREET SITE
**Project Number:** 12814 PHASE 3
**Lab Number:** L2304591
**Report Date:** 01/31/23

# Method Blank Analysis
## Batch Quality Control

Analytical Method: 48,TO-15
Analytical Date: 01/29/23 15:31

| Parameter | ppbV Results | ppbV RL | ppbV MDL | ug/m3 Results | ug/m3 RL | ug/m3 MDL | Qualifier | Dilution Factor |
|---|---|---|---|---|---|---|---|---|
| Volatile Organics in Air - Mansfield Lab for sample(s): 01-02 Batch: WG1738526-4 | | | | | | | | |
| Bromoform | ND | 0.200 | -- | ND | 2.07 | -- | | 1 |
| Styrene | ND | 0.200 | -- | ND | 0.852 | -- | | 1 |
| 1,1,2,2-Tetrachloroethane | ND | 0.200 | -- | ND | 1.37 | -- | | 1 |
| o-Xylene | ND | 0.200 | -- | ND | 0.869 | -- | | 1 |
| 4-Ethyltoluene | ND | 0.200 | -- | ND | 0.983 | -- | | 1 |
| 1,3,5-Trimethylbenzene | ND | 0.200 | -- | ND | 0.983 | -- | | 1 |
| 1,2,4-Trimethylbenzene | ND | 0.200 | -- | ND | 0.983 | -- | | 1 |
| Benzyl chloride | ND | 0.200 | -- | ND | 1.04 | -- | | 1 |
| 1,3-Dichlorobenzene | ND | 0.200 | -- | ND | 1.20 | -- | | 1 |
| 1,4-Dichlorobenzene | ND | 0.200 | -- | ND | 1.20 | -- | | 1 |
| 1,2-Dichlorobenzene | ND | 0.200 | -- | ND | 1.20 | -- | | 1 |
| 1,2,4-Trichlorobenzene | ND | 0.200 | -- | ND | 1.48 | -- | | 1 |
| Hexachlorobutadiene | ND | 0.200 | -- | ND | 2.13 | -- | | 1 |

# Lab Control Sample Analysis
## Batch Quality Control

**Project Name:** NORTH MAIN STREET SITE
**Project Number:** 12814 PHASE 3

**Lab Number:** L2304591
**Report Date:** 01/31/23

| Parameter | LCS %Recovery | Qual | LCSD %Recovery | Qual | %Recovery Limits | RPD | Qual | RPD Limits |
|---|---|---|---|---|---|---|---|---|
| Volatile Organics in Air - Mansfield Lab Associated sample(s): 01-02 Batch: WG1738526-3 | | | | | | | | |
| Dichlorodifluoromethane | 100 | | - | | 70-130 | - | | |
| Chloromethane | 93 | | - | | 70-130 | - | | |
| Freon-114 | 94 | | - | | 70-130 | - | | |
| Vinyl chloride | 89 | | - | | 70-130 | - | | |
| 1,3-Butadiene | 86 | | - | | 70-130 | - | | |
| Bromomethane | 91 | | - | | 70-130 | - | | |
| Chloroethane | 89 | | - | | 70-130 | - | | |
| Ethanol | 87 | | - | | 40-160 | - | | |
| Vinyl bromide | 83 | | - | | 70-130 | - | | |
| Acetone | 103 | | - | | 40-160 | - | | |
| Trichlorofluoromethane | 99 | | - | | 70-130 | - | | |
| Isopropanol | 100 | | - | | 40-160 | - | | |
| 1,1-Dichloroethene | 99 | | - | | 70-130 | - | | |
| Tertiary butyl Alcohol | 96 | | - | | 70-130 | - | | |
| Methylene chloride | 99 | | - | | 70-130 | - | | |
| 3-Chloropropene | 100 | | - | | 70-130 | - | | |
| Carbon disulfide | 87 | | - | | 70-130 | - | | |
| Freon-113 | 100 | | - | | 70-130 | - | | |
| trans-1,2-Dichloroethene | 89 | | - | | 70-130 | - | | |
| 1,1-Dichloroethane | 97 | | - | | 70-130 | - | | |
| Methyl tert butyl ether | 95 | | - | | 70-130 | - | | |
| 2-Butanone | 101 | | - | | 70-130 | - | | |
| cis-1,2-Dichloroethene | 98 | | - | | 70-130 | - | | |

# Lab Control Sample Analysis
## Batch Quality Control

**Project Name:** NORTH MAIN STREET SITE
**Project Number:** 12814 PHASE 3

**Lab Number:** L2304591
**Report Date:** 01/31/23

| Parameter | LCS %Recovery | Qual | LCSD %Recovery | Qual | %Recovery Limits | RPD | Qual | RPD Limits |
|---|---|---|---|---|---|---|---|---|
| Volatile Organics in Air - Mansfield Lab Associated sample(s): 01-02 Batch: WG1738526-3 | | | | | | | | |
| Ethyl Acetate | 111 | | - | | 70-130 | - | | |
| Chloroform | 102 | | - | | 70-130 | - | | |
| Tetrahydrofuran | 98 | | - | | 70-130 | - | | |
| 1,2-Dichloroethane | 104 | | - | | 70-130 | - | | |
| n-Hexane | 96 | | - | | 70-130 | - | | |
| 1,1,1-Trichloroethane | 113 | | - | | 70-130 | - | | |
| Benzene | 96 | | - | | 70-130 | - | | |
| Carbon tetrachloride | 114 | | - | | 70-130 | - | | |
| Cyclohexane | 96 | | - | | 70-130 | - | | |
| 1,2-Dichloropropane | 104 | | - | | 70-130 | - | | |
| Bromodichloromethane | 108 | | - | | 70-130 | - | | |
| 1,4-Dioxane | 110 | | - | | 70-130 | - | | |
| Trichloroethene | 98 | | - | | 70-130 | - | | |
| 2,2,4-Trimethylpentane | 98 | | - | | 70-130 | - | | |
| Heptane | 109 | | - | | 70-130 | - | | |
| cis-1,3-Dichloropropene | 109 | | - | | 70-130 | - | | |
| 4-Methyl-2-pentanone | 114 | | - | | 70-130 | - | | |
| trans-1,3-Dichloropropene | 98 | | - | | 70-130 | - | | |
| 1,1,2-Trichloroethane | 107 | | - | | 70-130 | - | | |
| Toluene | 89 | | - | | 70-130 | - | | |
| 2-Hexanone | 97 | | - | | 70-130 | - | | |
| Dibromochloromethane | 95 | | - | | 70-130 | - | | |
| 1,2-Dibromoethane | 93 | | - | | 70-130 | - | | |

# Lab Control Sample Analysis
## Batch Quality Control

**Project Name:** NORTH MAIN STREET SITE
**Project Number:** 12814 PHASE 3

**Lab Number:** L2304591
**Report Date:** 01/31/23

| Parameter | LCS %Recovery | Qual | LCSD %Recovery | Qual | %Recovery Limits | RPD | Qual | RPD Limits |
|---|---|---|---|---|---|---|---|---|
| Volatile Organics in Air - Mansfield Lab Associated sample(s): 01-02 Batch: WG1738526-3 | | | | | | | | |
| Tetrachloroethene | 89 | | - | | 70-130 | - | | |
| Chlorobenzene | 91 | | - | | 70-130 | - | | |
| Ethylbenzene | 95 | | - | | 70-130 | - | | |
| p/m-Xylene | 96 | | - | | 70-130 | - | | |
| Bromoform | 94 | | - | | 70-130 | - | | |
| Styrene | 90 | | - | | 70-130 | - | | |
| 1,1,2,2-Tetrachloroethane | 98 | | - | | 70-130 | - | | |
| o-Xylene | 98 | | - | | 70-130 | - | | |
| 4-Ethyltoluene | 88 | | - | | 70-130 | - | | |
| 1,3,5-Trimethylbenzene | 92 | | - | | 70-130 | - | | |
| 1,2,4-Trimethylbenzene | 95 | | - | | 70-130 | - | | |
| Benzyl chloride | 99 | | - | | 70-130 | - | | |
| 1,3-Dichlorobenzene | 88 | | - | | 70-130 | - | | |
| 1,4-Dichlorobenzene | 88 | | - | | 70-130 | - | | |
| 1,2-Dichlorobenzene | 92 | | - | | 70-130 | - | | |
| 1,2,4-Trichlorobenzene | 88 | | - | | 70-130 | - | | |
| Hexachlorobutadiene | 93 | | - | | 70-130 | - | | |

**Project Name:** NORTH MAIN STREET SITE

**Lab Number:** L2304591

**Project Number:** 12814 PHASE 3

**Report Date:** 01/31/23

## Canister and Flow Controller Information

| Samplenum | Client ID | Media ID | Media Type | Date Prepared | Bottle Order | Cleaning Batch ID | Can Leak Check | Initial Pressure (in. Hg) | Pressure on Receipt (in. Hg) | Flow Controler Leak Chk | Flow Out mL/min | Flow In mL/min | % RPD |
|---|---|---|---|---|---|---|---|---|---|---|---|---|---|
| L2304591-01 | SV-201 | 0366 | Flow 1 | 01/25/23 | 412710 | | - | - | - | Pass | 200 | 205 | 2 |
| L2304591-01 | SV-201 | 3008 | 2.7L Can | 01/25/23 | 412710 | L2303465-01 | Pass | -29.8 | -5.1 | - | - | - | - |
| L2304591-02 | SSSV-204 | 0264 | Flow 1 | 01/25/23 | 412710 | | - | - | - | Pass | 200 | 205 | 2 |
| L2304591-02 | SSSV-204 | 237 | 2.7L Can | 01/25/23 | 412710 | L2303465-01 | Pass | -29.6 | -5.6 | - | - | - | - |

**Project Name:** BATCH CANISTER CERTIFICATION
**Project Number:** CANISTER QC BAT

**Lab Number:** L2303465
**Report Date:** 01/31/23

# Air Canister Certification Results

Lab ID: L2303465-01
Client ID: CAN 416 SHELF 2
Sample Location:

Date Collected: 01/19/23 18:00
Date Received: 01/20/23
Field Prep: Not Specified

Sample Depth:
Matrix: Air
Anaytical Method: 48,TO-15
Analytical Date: 01/20/23 18:53
Analyst: NFL

| | ppbV | | | ug/m3 | | | | |
|---|---|---|---|---|---|---|---|---|
| **Parameter** | **Results** | **RL** | **MDL** | **Results** | **RL** | **MDL** | **Qualifier** | **Dilution Factor** |
| Volatile Organics in Air - Mansfield Lab | | | | | | | | |
| Chlorodifluoromethane | ND | 0.200 | -- | ND | 0.707 | -- | | 1 |
| Propylene | ND | 0.500 | -- | ND | 0.861 | -- | | 1 |
| Propane | ND | 0.500 | -- | ND | 0.902 | -- | | 1 |
| Dichlorodifluoromethane | ND | 0.200 | -- | ND | 0.989 | -- | | 1 |
| Chloromethane | ND | 0.200 | -- | ND | 0.413 | -- | | 1 |
| Freon-114 | ND | 0.200 | -- | ND | 1.40 | -- | | 1 |
| Methanol | ND | 5.00 | -- | ND | 6.55 | -- | | 1 |
| Vinyl chloride | ND | 0.200 | -- | ND | 0.511 | -- | | 1 |
| 1,3-Butadiene | ND | 0.200 | -- | ND | 0.442 | -- | | 1 |
| Butane | ND | 0.200 | -- | ND | 0.475 | -- | | 1 |
| Bromomethane | ND | 0.200 | -- | ND | 0.777 | -- | | 1 |
| Chloroethane | ND | 0.200 | -- | ND | 0.528 | -- | | 1 |
| Ethanol | ND | 5.00 | -- | ND | 9.42 | -- | | 1 |
| Dichlorofluoromethane | ND | 0.200 | -- | ND | 0.842 | -- | | 1 |
| Vinyl bromide | ND | 0.200 | -- | ND | 0.874 | -- | | 1 |
| Acrolein | ND | 0.500 | -- | ND | 1.15 | -- | | 1 |
| Acetone | ND | 1.00 | -- | ND | 2.38 | -- | | 1 |
| Acetonitrile | ND | 0.200 | -- | ND | 0.336 | -- | | 1 |
| Trichlorofluoromethane | ND | 0.200 | -- | ND | 1.12 | -- | | 1 |
| Isopropanol | ND | 0.500 | -- | ND | 1.23 | -- | | 1 |
| Acrylonitrile | ND | 0.500 | -- | ND | 1.09 | -- | | 1 |
| Pentane | ND | 0.200 | -- | ND | 0.590 | -- | | 1 |
| Ethyl ether | ND | 0.200 | -- | ND | 0.606 | -- | | 1 |
| 1,1-Dichloroethene | ND | 0.200 | -- | ND | 0.793 | -- | | 1 |

**Project Name:** BATCH CANISTER CERTIFICATION
**Project Number:** CANISTER QC BAT

**Lab Number:** L2303465
**Report Date:** 01/31/23

# Air Canister Certification Results

Lab ID: L2303465-01
Client ID: CAN 416 SHELF 2
Sample Location:

Date Collected: 01/19/23 18:00
Date Received: 01/20/23
Field Prep: Not Specified

Sample Depth:

| Parameter | ppbV Results | ppbV RL | ppbV MDL | ug/m3 Results | ug/m3 RL | ug/m3 MDL | Qualifier | Dilution Factor |
|---|---|---|---|---|---|---|---|---|
| Volatile Organics in Air - Mansfield Lab | | | | | | | | |
| Tertiary butyl Alcohol | ND | 0.500 | -- | ND | 1.52 | -- | | 1 |
| Methylene chloride | ND | 0.500 | -- | ND | 1.74 | -- | | 1 |
| 3-Chloropropene | ND | 0.200 | -- | ND | 0.626 | -- | | 1 |
| Carbon disulfide | ND | 0.200 | -- | ND | 0.623 | -- | | 1 |
| Freon-113 | ND | 0.200 | -- | ND | 1.53 | -- | | 1 |
| trans-1,2-Dichloroethene | ND | 0.200 | -- | ND | 0.793 | -- | | 1 |
| 1,1-Dichloroethane | ND | 0.200 | -- | ND | 0.809 | -- | | 1 |
| Methyl tert butyl ether | ND | 0.200 | -- | ND | 0.721 | -- | | 1 |
| Vinyl acetate | ND | 1.00 | -- | ND | 3.52 | -- | | 1 |
| Xylenes, total | ND | 0.600 | -- | ND | 0.869 | -- | | 1 |
| 2-Butanone | ND | 0.500 | -- | ND | 1.47 | -- | | 1 |
| cis-1,2-Dichloroethene | ND | 0.200 | -- | ND | 0.793 | -- | | 1 |
| Ethyl Acetate | ND | 0.500 | -- | ND | 1.80 | -- | | 1 |
| Chloroform | ND | 0.200 | -- | ND | 0.977 | -- | | 1 |
| Tetrahydrofuran | ND | 0.500 | -- | ND | 1.47 | -- | | 1 |
| 2,2-Dichloropropane | ND | 0.200 | -- | ND | 0.924 | -- | | 1 |
| 1,2-Dichloroethane | ND | 0.200 | -- | ND | 0.809 | -- | | 1 |
| n-Hexane | ND | 0.200 | -- | ND | 0.705 | -- | | 1 |
| Diisopropyl ether | ND | 0.200 | -- | ND | 0.836 | -- | | 1 |
| 1,2-Dichloroethene (total) | ND | 1.00 | -- | ND | 1.00 | -- | | 1 |
| tert-Butyl Ethyl Ether | ND | 0.200 | -- | ND | 0.836 | -- | | 1 |
| 1,1,1-Trichloroethane | ND | 0.200 | -- | ND | 1.09 | -- | | 1 |
| 1,1-Dichloropropene | ND | 0.200 | -- | ND | 0.908 | -- | | 1 |
| Benzene | ND | 0.200 | -- | ND | 0.639 | -- | | 1 |
| Carbon tetrachloride | ND | 0.200 | -- | ND | 1.26 | -- | | 1 |
| Cyclohexane | ND | 0.200 | -- | ND | 0.688 | -- | | 1 |
| tert-Amyl Methyl Ether | ND | 0.200 | -- | ND | 0.836 | -- | | 1 |

**Project Name:** BATCH CANISTER CERTIFICATION
**Project Number:** CANISTER QC BAT

**Lab Number:** L2303465
**Report Date:** 01/31/23

# Air Canister Certification Results

Lab ID: L2303465-01
Client ID: CAN 416 SHELF 2
Sample Location:

Date Collected: 01/19/23 18:00
Date Received: 01/20/23
Field Prep: Not Specified

Sample Depth:

| Parameter | ppbV Results | ppbV RL | ppbV MDL | ug/m3 Results | ug/m3 RL | ug/m3 MDL | Qualifier | Dilution Factor |
|---|---|---|---|---|---|---|---|---|
| Volatile Organics in Air - Mansfield Lab | | | | | | | | |
| Dibromomethane | ND | 0.200 | -- | ND | 1.42 | -- | | 1 |
| 1,2-Dichloropropane | ND | 0.200 | -- | ND | 0.924 | -- | | 1 |
| Bromodichloromethane | ND | 0.200 | -- | ND | 1.34 | -- | | 1 |
| 1,4-Dioxane | ND | 0.200 | -- | ND | 0.721 | -- | | 1 |
| Trichloroethene | ND | 0.200 | -- | ND | 1.07 | -- | | 1 |
| 2,2,4-Trimethylpentane | ND | 0.200 | -- | ND | 0.934 | -- | | 1 |
| Methyl Methacrylate | ND | 0.500 | -- | ND | 2.05 | -- | | 1 |
| Heptane | ND | 0.200 | -- | ND | 0.820 | -- | | 1 |
| cis-1,3-Dichloropropene | ND | 0.200 | -- | ND | 0.908 | -- | | 1 |
| 4-Methyl-2-pentanone | ND | 0.500 | -- | ND | 2.05 | -- | | 1 |
| trans-1,3-Dichloropropene | ND | 0.200 | -- | ND | 0.908 | -- | | 1 |
| 1,1,2-Trichloroethane | ND | 0.200 | -- | ND | 1.09 | -- | | 1 |
| Toluene | ND | 0.200 | -- | ND | 0.754 | -- | | 1 |
| 1,3-Dichloropropane | ND | 0.200 | -- | ND | 0.924 | -- | | 1 |
| 2-Hexanone | ND | 0.200 | -- | ND | 0.820 | -- | | 1 |
| Dibromochloromethane | ND | 0.200 | -- | ND | 1.70 | -- | | 1 |
| 1,2-Dibromoethane | ND | 0.200 | -- | ND | 1.54 | -- | | 1 |
| Butyl acetate | ND | 0.500 | -- | ND | 2.38 | -- | | 1 |
| Octane | ND | 0.200 | -- | ND | 0.934 | -- | | 1 |
| Tetrachloroethene | ND | 0.200 | -- | ND | 1.36 | -- | | 1 |
| 1,1,1,2-Tetrachloroethane | ND | 0.200 | -- | ND | 1.37 | -- | | 1 |
| Chlorobenzene | ND | 0.200 | -- | ND | 0.921 | -- | | 1 |
| Ethylbenzene | ND | 0.200 | -- | ND | 0.869 | -- | | 1 |
| p/m-Xylene | ND | 0.400 | -- | ND | 1.74 | -- | | 1 |
| Bromoform | ND | 0.200 | -- | ND | 2.07 | -- | | 1 |
| Styrene | ND | 0.200 | -- | ND | 0.852 | -- | | 1 |
| 1,1,2,2-Tetrachloroethane | ND | 0.200 | -- | ND | 1.37 | -- | | 1 |

**Project Name:** BATCH CANISTER CERTIFICATION
**Project Number:** CANISTER QC BAT

**Lab Number:** L2303465
**Report Date:** 01/31/23

# Air Canister Certification Results

Lab ID: L2303465-01
Client ID: CAN 416 SHELF 2
Sample Location:

Date Collected: 01/19/23 18:00
Date Received: 01/20/23
Field Prep: Not Specified

Sample Depth:

| Parameter | ppbV Results | ppbV RL | ppbV MDL | ug/m3 Results | ug/m3 RL | ug/m3 MDL | Qualifier | Dilution Factor |
|---|---|---|---|---|---|---|---|---|
| Volatile Organics in Air - Mansfield Lab | | | | | | | | |
| o-Xylene | ND | 0.200 | -- | ND | 0.869 | -- | | 1 |
| 1,2,3-Trichloropropane | ND | 0.200 | -- | ND | 1.21 | -- | | 1 |
| Nonane | ND | 0.200 | -- | ND | 1.05 | -- | | 1 |
| Isopropylbenzene | ND | 0.200 | -- | ND | 0.983 | -- | | 1 |
| Bromobenzene | ND | 0.200 | -- | ND | 0.793 | -- | | 1 |
| 2-Chlorotoluene | ND | 0.200 | -- | ND | 1.04 | -- | | 1 |
| n-Propylbenzene | ND | 0.200 | -- | ND | 0.983 | -- | | 1 |
| 4-Chlorotoluene | ND | 0.200 | -- | ND | 1.04 | -- | | 1 |
| 4-Ethyltoluene | ND | 0.200 | -- | ND | 0.983 | -- | | 1 |
| 1,3,5-Trimethylbenzene | ND | 0.200 | -- | ND | 0.983 | -- | | 1 |
| tert-Butylbenzene | ND | 0.200 | -- | ND | 1.10 | -- | | 1 |
| 1,2,4-Trimethylbenzene | ND | 0.200 | -- | ND | 0.983 | -- | | 1 |
| Decane | ND | 0.200 | -- | ND | 1.16 | -- | | 1 |
| Benzyl chloride | ND | 0.200 | -- | ND | 1.04 | -- | | 1 |
| 1,3-Dichlorobenzene | ND | 0.200 | -- | ND | 1.20 | -- | | 1 |
| 1,4-Dichlorobenzene | ND | 0.200 | -- | ND | 1.20 | -- | | 1 |
| sec-Butylbenzene | ND | 0.200 | -- | ND | 1.10 | -- | | 1 |
| 1,2,3-Trimethylbenzene | ND | 0.200 | -- | ND | 0.983 | -- | | 1 |
| p-Isopropyltoluene | ND | 0.200 | -- | ND | 1.10 | -- | | 1 |
| 1,2-Dichlorobenzene | ND | 0.200 | -- | ND | 1.20 | -- | | 1 |
| n-Butylbenzene | ND | 0.200 | -- | ND | 1.10 | -- | | 1 |
| 1,2-Dibromo-3-chloropropane | ND | 0.200 | -- | ND | 1.93 | -- | | 1 |
| Undecane | ND | 0.200 | -- | ND | 1.28 | -- | | 1 |
| Dodecane | ND | 0.200 | -- | ND | 1.39 | -- | | 1 |
| 1,2,4-Trichlorobenzene | ND | 0.200 | -- | ND | 1.48 | -- | | 1 |
| Naphthalene | ND | 0.200 | -- | ND | 1.05 | -- | | 1 |
| 1,2,3-Trichlorobenzene | ND | 0.200 | -- | ND | 1.48 | -- | | 1 |

**Project Name:** BATCH CANISTER CERTIFICATION
**Project Number:** CANISTER QC BAT

**Lab Number:** L2303465
**Report Date:** 01/31/23

# Air Canister Certification Results

Lab ID: L2303465-01
Client ID: CAN 416 SHELF 2
Sample Location:

Date Collected: 01/19/23 18:00
Date Received: 01/20/23
Field Prep: Not Specified

Sample Depth:

| Parameter | ppbV Results | ppbV RL | ppbV MDL | ug/m3 Results | ug/m3 RL | ug/m3 MDL | Qualifier | Dilution Factor |
|---|---|---|---|---|---|---|---|---|
| Volatile Organics in Air - Mansfield Lab | | | | | | | | |
| Hexachlorobutadiene | ND | 0.200 | -- | ND | 2.13 | -- | | 1 |

| | Results | Qualifier | Units | RDL | Dilution Factor |
|---|---|---|---|---|---|
| Tentatively Identified Compounds | | | | | |
| No Tentatively Identified Compounds | | | | | |

| Internal Standard | % Recovery | Qualifier | Acceptance Criteria |
|---|---|---|---|
| 1,4-Difluorobenzene | 97 | | 60-140 |
| Bromochloromethane | 98 | | 60-140 |
| chlorobenzene-d5 | 96 | | 60-140 |

**Project Name:** BATCH CANISTER CERTIFICATION
**Project Number:** CANISTER QC BAT

**Lab Number:** L2303465
**Report Date:** 01/31/23

# Air Canister Certification Results

Lab ID: L2303465-01
Client ID: CAN 416 SHELF 2
Sample Location:

Date Collected: 01/19/23 18:00
Date Received: 01/20/23
Field Prep: Not Specified

Sample Depth:
Matrix: Air
Anaytical Method: 48,TO-15-SIM
Analytical Date: 01/20/23 18:53
Analyst: NFL

| | ppbV | | | ug/m3 | | | | |
|---|---|---|---|---|---|---|---|---|
| **Parameter** | **Results** | **RL** | **MDL** | **Results** | **RL** | **MDL** | **Qualifier** | **Dilution Factor** |
| Volatile Organics in Air by SIM - Mansfield Lab | | | | | | | | |
| Dichlorodifluoromethane | ND | 0.200 | -- | ND | 0.989 | -- | | 1 |
| Chloromethane | ND | 0.200 | -- | ND | 0.413 | -- | | 1 |
| Freon-114 | ND | 0.050 | -- | ND | 0.349 | -- | | 1 |
| Vinyl chloride | ND | 0.020 | -- | ND | 0.051 | -- | | 1 |
| 1,3-Butadiene | ND | 0.020 | -- | ND | 0.044 | -- | | 1 |
| Bromomethane | ND | 0.020 | -- | ND | 0.078 | -- | | 1 |
| Chloroethane | ND | 0.100 | -- | ND | 0.264 | -- | | 1 |
| Acrolein | ND | 0.050 | -- | ND | 0.115 | -- | | 1 |
| Acetone | ND | 1.00 | -- | ND | 2.38 | -- | | 1 |
| Trichlorofluoromethane | ND | 0.050 | -- | ND | 0.281 | -- | | 1 |
| Acrylonitrile | ND | 0.500 | -- | ND | 1.09 | -- | | 1 |
| 1,1-Dichloroethene | ND | 0.020 | -- | ND | 0.079 | -- | | 1 |
| Methylene chloride | ND | 0.500 | -- | ND | 1.74 | -- | | 1 |
| Freon-113 | ND | 0.050 | -- | ND | 0.383 | -- | | 1 |
| trans-1,2-Dichloroethene | ND | 0.020 | -- | ND | 0.079 | -- | | 1 |
| 1,1-Dichloroethane | ND | 0.020 | -- | ND | 0.081 | -- | | 1 |
| Methyl tert butyl ether | ND | 0.200 | -- | ND | 0.721 | -- | | 1 |
| 2-Butanone | ND | 0.500 | -- | ND | 1.47 | -- | | 1 |
| cis-1,2-Dichloroethene | ND | 0.020 | -- | ND | 0.079 | -- | | 1 |
| Chloroform | ND | 0.020 | -- | ND | 0.098 | -- | | 1 |
| 1,2-Dichloroethane | ND | 0.020 | -- | ND | 0.081 | -- | | 1 |
| 1,1,1-Trichloroethane | ND | 0.020 | -- | ND | 0.109 | -- | | 1 |
| Benzene | ND | 0.100 | -- | ND | 0.319 | -- | | 1 |
| Carbon tetrachloride | ND | 0.020 | -- | ND | 0.126 | -- | | 1 |

**Project Name:** BATCH CANISTER CERTIFICATION
**Project Number:** CANISTER QC BAT

**Lab Number:** L2303465
**Report Date:** 01/31/23

# Air Canister Certification Results

Lab ID: L2303465-01
Client ID: CAN 416 SHELF 2
Sample Location:

Date Collected: 01/19/23 18:00
Date Received: 01/20/23
Field Prep: Not Specified

Sample Depth:

| Parameter | ppbV Results | ppbV RL | ppbV MDL | ug/m3 Results | ug/m3 RL | ug/m3 MDL | Qualifier | Dilution Factor |
|---|---|---|---|---|---|---|---|---|
| Volatile Organics in Air by SIM - Mansfield Lab | | | | | | | | |
| 1,2-Dichloropropane | ND | 0.020 | -- | ND | 0.092 | -- | | 1 |
| Bromodichloromethane | ND | 0.020 | -- | ND | 0.134 | -- | | 1 |
| 1,4-Dioxane | ND | 0.100 | -- | ND | 0.360 | -- | | 1 |
| Trichloroethene | ND | 0.020 | -- | ND | 0.107 | -- | | 1 |
| cis-1,3-Dichloropropene | ND | 0.020 | -- | ND | 0.091 | -- | | 1 |
| 4-Methyl-2-pentanone | ND | 0.500 | -- | ND | 2.05 | -- | | 1 |
| trans-1,3-Dichloropropene | ND | 0.020 | -- | ND | 0.091 | -- | | 1 |
| 1,1,2-Trichloroethane | ND | 0.020 | -- | ND | 0.109 | -- | | 1 |
| Toluene | ND | 0.100 | -- | ND | 0.377 | -- | | 1 |
| Dibromochloromethane | ND | 0.020 | -- | ND | 0.170 | -- | | 1 |
| 1,2-Dibromoethane | ND | 0.020 | -- | ND | 0.154 | -- | | 1 |
| Tetrachloroethene | ND | 0.020 | -- | ND | 0.136 | -- | | 1 |
| 1,1,1,2-Tetrachloroethane | ND | 0.020 | -- | ND | 0.137 | -- | | 1 |
| Chlorobenzene | ND | 0.100 | -- | ND | 0.461 | -- | | 1 |
| Ethylbenzene | ND | 0.020 | -- | ND | 0.087 | -- | | 1 |
| p/m-Xylene | ND | 0.040 | -- | ND | 0.174 | -- | | 1 |
| Bromoform | ND | 0.020 | -- | ND | 0.207 | -- | | 1 |
| Styrene | ND | 0.020 | -- | ND | 0.085 | -- | | 1 |
| 1,1,2,2-Tetrachloroethane | ND | 0.020 | -- | ND | 0.137 | -- | | 1 |
| o-Xylene | ND | 0.020 | -- | ND | 0.087 | -- | | 1 |
| Isopropylbenzene | ND | 0.200 | -- | ND | 0.983 | -- | | 1 |
| 4-Ethyltoluene | ND | 0.020 | -- | ND | 0.098 | -- | | 1 |
| 1,3,5-Trimethybenzene | ND | 0.020 | -- | ND | 0.098 | -- | | 1 |
| 1,2,4-Trimethylbenzene | ND | 0.020 | -- | ND | 0.098 | -- | | 1 |
| Benzyl chloride | ND | 0.100 | -- | ND | 0.518 | -- | | 1 |
| 1,3-Dichlorobenzene | ND | 0.020 | -- | ND | 0.120 | -- | | 1 |
| 1,4-Dichlorobenzene | ND | 0.020 | -- | ND | 0.120 | -- | | 1 |

**Project Name:** BATCH CANISTER CERTIFICATION
**Project Number:** CANISTER QC BAT

**Lab Number:** L2303465
**Report Date:** 01/31/23

# Air Canister Certification Results

Lab ID: L2303465-01
Client ID: CAN 416 SHELF 2
Sample Location:

Date Collected: 01/19/23 18:00
Date Received: 01/20/23
Field Prep: Not Specified

Sample Depth:

| Parameter | ppbV Results | ppbV RL | ppbV MDL | ug/m3 Results | ug/m3 RL | ug/m3 MDL | Qualifier | Dilution Factor |
|---|---|---|---|---|---|---|---|---|
| Volatile Organics in Air by SIM - Mansfield Lab | | | | | | | | |
| sec-Butylbenzene | ND | 0.200 | -- | ND | 1.10 | -- | | 1 |
| p-Isopropyltoluene | ND | 0.200 | -- | ND | 1.10 | -- | | 1 |
| 1,2-Dichlorobenzene | ND | 0.020 | -- | ND | 0.120 | -- | | 1 |
| n-Butylbenzene | ND | 0.200 | -- | ND | 1.10 | -- | | 1 |
| 1,2,4-Trichlorobenzene | ND | 0.050 | -- | ND | 0.371 | -- | | 1 |
| Naphthalene | ND | 0.050 | -- | ND | 0.262 | -- | | 1 |
| 1,2,3-Trichlorobenzene | ND | 0.050 | -- | ND | 0.371 | -- | | 1 |
| Hexachlorobutadiene | ND | 0.050 | -- | ND | 0.533 | -- | | 1 |

| Internal Standard | % Recovery | Qualifier | Acceptance Criteria |
|---|---|---|---|
| 1,4-difluorobenzene | 97 | | 60-140 |
| bromochloromethane | 98 | | 60-140 |
| chlorobenzene-d5 | 94 | | 60-140 |

**Project Name:** NORTH MAIN STREET SITE
**Project Number:** 12814 PHASE 3

**Lab Number:** L2304591
**Report Date:** 01/31/23

## Sample Receipt and Container Information

Were project specific reporting limits specified? YES

### Cooler Information

| Cooler | Custody Seal |
|---|---|
| NA | Absent |

### Container Information

| Container ID | Container Type | Cooler | Initial pH | Final pH | Temp deg C | Pres | Seal | Frozen Date/Time | Analysis(*) |
|---|---|---|---|---|---|---|---|---|---|
| L2304591-01A | Canister - 6 Liter | NA | NA | | | Y | Absent | | TO15-LL(30) |
| L2304591-02A | Canister - 6 Liter | NA | NA | | | Y | Absent | | TO15-LL(30) |



*Values in parentheses indicate holding time in days

| | | | |
|---|---|---|---|
| **Project Name:** | NORTH MAIN STREET SITE | **Lab Number:** | L2304591 |
| **Project Number:** | 12814 PHASE 3 | **Report Date:** | 01/31/23 |

## GLOSSARY

***Acronyms***

| | |
|---|---|
| DL | - Detection Limit: This value represents the level to which target analyte concentrations are reported as estimated values, when those target analyte concentrations are quantified below the limit of quantitation (LOQ). The DL includes any adjustments from dilutions, concentrations or moisture content, where applicable. (DoD report formats only.) |
| EDL | - Estimated Detection Limit: This value represents the level to which target analyte concentrations are reported as estimated values, when those target analyte concentrations are quantified below the reporting limit (RL). The EDL includes any adjustments from dilutions, concentrations or moisture content, where applicable. The use of EDLs is specific to the analysis of PAHs using Solid-Phase Microextraction (SPME). |
| EMPC | - Estimated Maximum Possible Concentration: The concentration that results from the signal present at the retention time of an analyte when the ions meet all of the identification criteria except the ion abundance ratio criteria. An EMPC is a worst-case estimate of the concentration. |
| EPA | - Environmental Protection Agency. |
| LCS | - Laboratory Control Sample: A sample matrix, free from the analytes of interest, spiked with verified known amounts of analytes or a material containing known and verified amounts of analytes. |
| LCSD | - Laboratory Control Sample Duplicate: Refer to LCS. |
| LFB | - Laboratory Fortified Blank: A sample matrix, free from the analytes of interest, spiked with verified known amounts of analytes or a material containing known and verified amounts of analytes. |
| LOD | - Limit of Detection: This value represents the level to which a target analyte can reliably be detected for a specific analyte in a specific matrix by a specific method. The LOD includes any adjustments from dilutions, concentrations or moisture content, where applicable. (DoD report formats only.) |
| LOQ | - Limit of Quantitation: The value at which an instrument can accurately measure an analyte at a specific concentration. The LOQ includes any adjustments from dilutions, concentrations or moisture content, where applicable. (DoD report formats only.)<br><br>Limit of Quantitation: The value at which an instrument can accurately measure an analyte at a specific concentration. The LOQ includes any adjustments from dilutions, concentrations or moisture content, where applicable. (DoD report formats only.) |
| MDL | - Method Detection Limit: This value represents the level to which target analyte concentrations are reported as estimated values, when those target analyte concentrations are quantified below the reporting limit (RL). The MDL includes any adjustments from dilutions, concentrations or moisture content, where applicable. |
| MS | - Matrix Spike Sample: A sample prepared by adding a known mass of target analyte to a specified amount of matrix sample for which an independent estimate of target analyte concentration is available. For Method 332.0, the spike recovery is calculated using the native concentration, including estimated values. |
| MSD | - Matrix Spike Sample Duplicate: Refer to MS. |
| NA | - Not Applicable. |
| NC | - Not Calculated: Term is utilized when one or more of the results utilized in the calculation are non-detect at the parameter's reporting unit. |
| NDPA/DPA | - N-Nitrosodiphenylamine/Diphenylamine. |
| NI | - Not Ignitable. |
| NP | - Non-Plastic: Term is utilized for the analysis of Atterberg Limits in soil. |
| NR | - No Results: Term is utilized when 'No Target Compounds Requested' is reported for the analysis of Volatile or Semivolatile Organic TIC only requests. |
| RL | - Reporting Limit: The value at which an instrument can accurately measure an analyte at a specific concentration. The RL includes any adjustments from dilutions, concentrations or moisture content, where applicable. |
| RPD | - Relative Percent Difference: The results from matrix and/or matrix spike duplicates are primarily designed to assess the precision of analytical results in a given matrix and are expressed as relative percent difference (RPD). Values which are less than five times the reporting limit for any individual parameter are evaluated by utilizing the absolute difference between the values; although the RPD value will be provided in the report. |
| SRM | - Standard Reference Material: A reference sample of a known or certified value that is of the same or similar matrix as the associated field samples. |
| STLP | - Semi-dynamic Tank Leaching Procedure per EPA Method 1315. |
| TEF | - Toxic Equivalency Factors: The values assigned to each dioxin and furan to evaluate their toxicity relative to 2,3,7,8-TCDD. |
| TEQ | - Toxic Equivalent: The measure of a sample's toxicity derived by multiplying each dioxin and furan by its corresponding TEF and then summing the resulting values. |
| TIC | - Tentatively Identified Compound: A compound that has been identified to be present and is not part of the target compound list (TCL) for the method and/or program. All TICs are qualitatively identified and reported as estimated concentrations. |

*Report Format: Data Usability Report*

| | | | |
|---|---|---|---|
| **Project Name:** | NORTH MAIN STREET SITE | **Lab Number:** | L2304591 |
| **Project Number:** | 12814 PHASE 3 | **Report Date:** | 01/31/23 |

***Footnotes***

1 - The reference for this analyte should be considered modified since this analyte is absent from the target analyte list of the original method.

***Terms***

Analytical Method: Both the document from which the method originates and the analytical reference method. (Example: EPA 8260B is shown as 1,8260B.) The codes for the reference method documents are provided in the References section of the Addendum.

Chlordane: The target compound Chlordane (CAS No. 57-74-9) is reported for GC ECD analyses. Per EPA,this compound "refers to a mixture of chlordane isomers, other chlorinated hydrocarbons and numerous other components." (Reference: USEPA Toxicological Review of Chlordane, In Support of Summary Information on the Integrated Risk Information System (IRIS), December 1997.)

Difference: With respect to Total Oxidizable Precursor (TOP) Assay analysis, the difference is defined as the Post-Treatment value minus the Pre-Treatment value.

Final pH: As it pertains to Sample Receipt & Container Information section of the report, Final pH reflects pH of container determined after adjustment at the laboratory, if applicable. If no adjustment required, value reflects Initial pH.

Frozen Date/Time: With respect to Volatile Organics in soil, Frozen Date/Time reflects the date/time at which associated Reagent Water-preserved vials were initially frozen. Note: If frozen date/time is beyond 48 hours from sample collection, value will be reflected in 'bold'.

Gasoline Range Organics (GRO): Gasoline Range Organics (GRO) results include all chromatographic peaks eluting from Methyl tert butyl ether through Naphthalene, with the exception of GRO analysis in support of State of Ohio programs, which includes all chromatographic peaks eluting from Hexane through Dodecane.

Initial pH: As it pertains to Sample Receipt & Container Information section of the report, Initial pH reflects pH of container determined upon receipt, if applicable.

PAH Total: With respect to Alkylated PAH analyses, the 'PAHs, Total' result is defined as the summation of results for all or a subset of the following compounds: Naphthalene, C1-C4 Naphthalenes, 2-Methylnaphthalene, 1-Methylnaphthalene, Biphenyl, Acenaphthylene, Acenaphthene, Fluorene, C1-C3 Fluorenes, Phenanthrene, C1-C4 Phenanthrenes/Anthracenes, Anthracene, Fluoranthene, Pyrene, C1-C4 Fluoranthenes/Pyrenes, Benz(a)anthracene, Chrysene, C1-C4 Chrysenes, Benzo(b)fluoranthene, Benzo(j)+(k)fluoranthene, Benzo(e)pyrene, Benzo(a)pyrene, Perylene, Indeno(1,2,3-cd)pyrene, Dibenz(ah)+(ac)anthracene, Benzo(g,h,i)perylene. If a 'Total' result is requested, the results of its individual components will also be reported.

PFAS Total: With respect to PFAS analyses, the 'PFAS, Total (5)' result is defined as the summation of results for: PFHpA, PFHxS, PFOA, PFNA and PFOS. In addition, the 'PFAS, Total (6)' result is defined as the summation of results for: PFHpA, PFHxS, PFOA, PFNA, PFDA and PFOS. For MassDEP DW compliance analysis only, the 'PFAS, Total (6)' result is defined as the summation of results at or above the RL. Note: If a 'Total' result is requested, the results of its individual components will also be reported.

Total: With respect to Organic analyses, a 'Total' result is defined as the summation of results for individual isomers or Aroclors. If a 'Total' result is requested, the results of its individual components will also be reported. This is applicable to 'Total' results for methods 8260, 8081 and 8082.

***Data Qualifiers***

**A** - Spectra identified as "Aldol Condensates" are byproducts of the extraction/concentration procedures when acetone is introduced in the process.

**B** - The analyte was detected above the reporting limit in the associated method blank. Flag only applies to associated field samples that have detectable concentrations of the analyte at less than ten times (10x) the concentration found in the blank. For MCP-related projects, flag only applies to associated field samples that have detectable concentrations of the analyte at less than ten times (10x) the concentration found in the blank. For DOD-related projects, flag only applies to associated field samples that have detectable concentrations of the analyte at less than ten times (10x) the concentration found in the blank AND the analyte was detected above one-half the reporting limit (or above the reporting limit for common lab contaminants) in the associated method blank. For NJ-Air-related projects, flag only applies to associated field samples that have detectable concentrations of the analyte above the reporting limit. For NJ-related projects (excluding Air), flag only applies to associated field samples that have detectable concentrations of the analyte, which was detected above the reporting limit in the associated method blank or above five times the reporting limit for common lab contaminants (Phthalates, Acetone, Methylene Chloride, 2-Butanone).

**C** - Co-elution: The target analyte co-elutes with a known lab standard (i.e. surrogate, internal standards, etc.) for co-extracted analyses.

**D** - Concentration of analyte was quantified from diluted analysis. Flag only applies to field samples that have detectable concentrations of the analyte.

**E** - Concentration of analyte exceeds the range of the calibration curve and/or linear range of the instrument.

**F** - The ratio of quantifier ion response to qualifier ion response falls outside of the laboratory criteria. Results are considered to be an estimated maximum concentration.

**G** - The concentration may be biased high due to matrix interferences (i.e, co-elution) with non-target compound(s). The result should be considered estimated.

**H** - The analysis of pH was performed beyond the regulatory-required holding time of 15 minutes from the time of sample collection.

**I** - The lower value for the two columns has been reported due to obvious interference.

**J** - Estimated value. This represents an estimated concentration for Tentatively Identified Compounds (TICs).

**M** - Reporting Limit (RL) exceeds the MCP CAM Reporting Limit for this analyte.

*Report Format: Data Usability Report*

| | | | |
|---|---|---|---|
| **Project Name:** | NORTH MAIN STREET SITE | **Lab Number:** | L2304591 |
| **Project Number:** | 12814 PHASE 3 | **Report Date:** | 01/31/23 |

***Data Qualifiers***

**ND** - Not detected at the reporting limit (RL) for the sample.

**NJ** - Presumptive evidence of compound. This represents an estimated concentration for Tentatively Identified Compounds (TICs), where the identification is based on a mass spectral library search.

**P** - The RPD between the results for the two columns exceeds the method-specified criteria.

**Q** - The quality control sample exceeds the associated acceptance criteria. For DOD-related projects, LCS and/or Continuing Calibration Standard exceedences are also qualified on all associated sample results. Note: This flag is not applicable for matrix spike recoveries when the sample concentration is greater than 4x the spike added or for batch duplicate RPD when the sample concentrations are less than 5x the RL. (Metals only.)

**R** - Analytical results are from sample re-analysis.

**RE** - Analytical results are from sample re-extraction.

**S** - Analytical results are from modified screening analysis.

**V** - The surrogate associated with this target analyte has a recovery outside the QC acceptance limits. (Applicable to MassDEP DW Compliance samples only.)

**Z** - The batch matrix spike and/or duplicate associated with this target analyte has a recovery/RPD outside the QC acceptance limits. (Applicable to MassDEP DW Compliance samples only.)

## REFERENCES

48 Compendium of Methods for the Determination of Toxic Organic Compounds in Ambient Air. Second Edition. EPA/625/R-96/010b, January 1999.

## LIMITATION OF LIABILITIES

Alpha Analytical performs services with reasonable care and diligence normal to the analytical testing laboratory industry. In the event of an error, the sole and exclusive responsibility of Alpha Analytical shall be to re-perform the work at it's own expense. In no event shall Alpha Analytical be held liable for any incidental, consequential or special damages, including but not limited to, damages in any way connected with the use of, interpretation of, information or analysis provided by Alpha Analytical.

We strongly urge our clients to comply with EPA protocol regarding sample volume, preservation, cooling, containers, sampling procedures, holding time and splitting of samples in the field.

# Certification Information

**The following analytes are not included in our Primary NELAP Scope of Accreditation:**

**Westborough Facility**
**EPA 624/624.1:** m/p-xylene, o-xylene, Naphthalene
**EPA 625/625.1:** alpha-Terpineol
**EPA 8260C/8260D:** NPW: 1,2,4,5-Tetramethylbenzene; 4-Ethyltoluene, Azobenzene; SCM: Iodomethane (methyl iodide), 1,2,4,5-Tetramethylbenzene; 4-Ethyltoluene.
**EPA 8270D/8270E:** NPW: Dimethylnaphthalene,1,4-Diphenylhydrazine, alpha-Terpineol; SCM: Dimethylnaphthalene,1,4-Diphenylhydrazine.
**SM4500**: NPW: Amenable Cyanide; SCM: Total Phosphorus, TKN, NO2, NO3.

**Mansfield Facility**
**SM 2540D:** TSS
**EPA 8082A:** NPW: PCB: 1, 5, 31, 87,101, 110, 141, 151, 153, 180, 183, 187.
**EPA TO-15:** Halothane, 2,4,4-Trimethyl-2-pentene, 2,4,4-Trimethyl-1-pentene, Thiophene, 2-Methylthiophene, 3-Methylthiophene, 2-Ethylthiophene, 1,2,3-Trimethylbenzene, Indan, Indene, 1,2,4,5-Tetramethylbenzene, Benzothiophene, 1-Methylnaphthalene.
**Biological Tissue Matrix:** EPA 3050B

**The following analytes are included in our Massachusetts DEP Scope of Accreditation**

**Westborough Facility:**

***Drinking Water***
**EPA 300.0**: Chloride, Nitrate-N, Fluoride, Sulfate; **EPA 353.2**: Nitrate-N, Nitrite-N; **SM4500NO3-F**: Nitrate-N, Nitrite-N; **SM4500F-C, SM4500CN-CE, EPA 180.1, SM2130B, SM4500Cl-D, SM2320B, SM2540C, SM4500H-B, SM4500NO2-B**
**EPA 332**: Perchlorate; **EPA 524.2:** THMs and VOCs; **EPA 504.1:** EDB, DBCP.
**Microbiology**: **SM9215B; SM9223-P/A, SM9223B-Colilert-QT,SM9222D**.

***Non-Potable Water***
**SM4500H,B, EPA 120.1, SM2510B, SM2540C, SM2320B, SM4500CL-E, SM4500F-BC, SM4500NH3-BH:** Ammonia-N and Kjeldahl-N, **EPA 350.1**: Ammonia-N, **LACHAT 10-107-06-1-B**: Ammonia-N, **EPA 351.1, SM4500NO3-F, EPA 353.2**: Nitrate-N, **SM4500P-E, SM4500P-B, E, SM4500SO4-E, SM5220D, EPA 410.4, SM5210B, SM5310C, SM4500CL-D, EPA 1664, EPA 420.1, SM4500-CN-CE, SM2540D, EPA 300: Chloride, Sulfate, Nitrate.**
**EPA 624.1**: Volatile Halocarbons & Aromatics,
**EPA 608.3**: Chlordane, Toxaphene, Aldrin, alpha-BHC, beta-BHC, gamma-BHC, delta-BHC, Dieldrin, DDD, DDE, DDT, Endosulfan I, Endosulfan II, Endosulfan sulfate, Endrin, Endrin Aldehyde, Heptachlor, Heptachlor Epoxide, PCBs
**EPA 625.1**: SVOC (Acid/Base/Neutral Extractables), **EPA 600/4-81-045**: PCB-Oil.
**Microbiology**: **SM9223B-Colilert-QT; Enterolert-QT, SM9221E, EPA 1600, EPA 1603, SM9222D.**

**Mansfield Facility:**

***Drinking Water***
**EPA 200.7:** Al, Ba, Cd, Cr, Cu, Fe, Mn, Ni, Na, Ag, Ca, Zn. **EPA 200.8:** Al, Sb, As, Ba, Be, Cd, Cr, Cu, Pb, Mn, Ni, Se, Ag, TL, Zn. **EPA 245.1** Hg.
**EPA 522, EPA 537.1.**

***Non-Potable Water***
**EPA 200.7:** Al, Sb, As, Be, Cd, Ca, Cr, Co, Cu, Fe, Pb, Mg, Mn, Mo, Ni, K, Se, Ag, Na, Sr, TL, Ti, V, Zn.
**EPA 200.8:** Al, Sb, As, Be, Cd, Cr, Cu, Fe, Pb, Mn, Ni, K, Se, Ag, Na, TL, Zn.
**EPA 245.1** Hg.
**SM2340B**

For a complete listing of analytes and methods, please contact your Alpha Project Manager.

# AIR ANALYSIS

PAGE 1 OF 1

ALPHA ANALYTICAL

**CHAIN OF CUSTODY**

320 Forbes Blvd, Mansfield, MA 02048
TEL: 508-822-9300 FAX: 508-822-3288

Date Rec'd in Lab: 1/27/23

ALPHA Job #: L2304591

**Client Information**

Client: SESI

Address: 959 Rt 46 E 3rd Floor 300 Suite Parsippany NJ

Phone (973) 808-9052

Fax:

Email: Monica.norton@sesi.org

☐ These samples have been previously analyzed by Alpha

**Project Information**

Project Name: North Main Street Site

Project Location: 128-156 N Main St. Port Chester NY

Project #: 12814, phase 3

Project Manager: Monica Norton

ALPHA Quote #:

**Turn-Around Time**

☒ Standard ☐ RUSH (only confirmed if pre-approved!)

Date Due: Time:

**Report Information - Data Deliverables**

☐ FAX

☒ ADEx

Criteria Checker:

(Default based on Regulatory Criteria Indicated)

Other Formats:

☐ EMAIL (standard pdf report)

☒ Additional Deliverables: Cat B

Report to: (if different than Project Manager)

**Billing Information**

☒ Same as Client info PO #:

**Regulatory Requirements/Report Limits**

| State/Fed | Program | Res / Comm |
|---|---|---|
| X | DOH Matrices | |

Other Project Specific Requirements/Comments:

Project-Specific Target Compound List: ☐

**All Columns Below Must Be Filled Out**

| ALPHA Lab ID (Lab Use Only) | Sample ID | COLLECTION End Date | Start Time | End Time | Initial Vacuum | Final Vacuum | Sample Matrix* | Sampler's Initials | Can Size | ID Can | ID - Flow Controller | TO-15 | TO-15 SIM | APH Subtract Non-petroleum HCs | Fixed Gases | Sulfides & Mercaptans by TO-15 | ☐ | Sample Comments (i.e. PID) |
|---|---|---|---|---|---|---|---|---|---|---|---|---|---|---|---|---|---|---|
| 04591-01 | SV-201 | 1/26/23 | 0845 | 0855 | -29.27 | -5.40 | SV | CC | 2.7 | 3008 | 0366 | X | | | | | | |
| -02 | SSSV-2084 | ↓ | 1230 | 1241 | -29.35 | -6.02 | SV | CC | 2.7 | 237 | 0264 | X | | | | | | |

*SAMPLE MATRIX CODES

AA = Ambient Air (Indoor/Outdoor)
SV = Soil Vapor/Landfill Gas/SVE
Other = Please Specify

Container Type

| Relinquished By: | Date/Time | Received By: | Date/Time: |
|---|---|---|---|
| [signature] | 1/26/23 1530 | George Wagner | 1/26/23 1530 |
| George Wagner | 1/26/23 1750 | [signature] | 1/26/23 2100 |
| [signature] | 1/26/23 | [signature] | 1/26/23 2345 |
| [signature] | 1/27/23 0400 | [signature] | 1/27/23 0400 |

Please print clearly, legibly and completely. Samples can not be logged in and turnaround time clock will not start until any ambiguities are resolved. All samples submitted are subject to Alpha's Terms and Conditions. See reverse side.

# ANALYTICAL REPORT

| | |
|---|---|
| Lab Number: | L2304287 |
| Client: | Soils Engineering Services, Inc.<br>959 Route 46E<br>Parsippany, NJ 07054 |
| ATTN: | Monica Norton |
| Phone: | (973) 808-9050 |
| Project Name: | NORTH MAIN STREET SITE |
| Project Number: | 12814, PHASE 3 |
| Report Date: | 02/24/23 |



Certifications & Approvals: MA (M-MA086), NH NELAP (2064), CT (PH-0574), IL (200077), ME (MA00086), MD (348), NJ (MA935), NY (11148), NC (25700/666), PA (68-03671), RI (LAO00065), TX (T104704476), VT (VT-0935), VA (460195), USDA (Permit #P330-17-00196).

Eight Walkup Drive, Westborough, MA 01581-1019
508-898-9220 (Fax) 508-898-9193 800-624-9220 - www.alphalab.com

**Project Name:** NORTH MAIN STREET SITE
**Project Number:** 12814, PHASE 3

**Lab Number:** L2304287
**Report Date:** 02/24/23

| Alpha Sample ID | Client ID | Matrix | Sample Location | Collection Date/Time | Receive Date |
|---|---|---|---|---|---|
| L2304287-01 | TWP-201 | WATER | 128-158 NORTH MAIN ST. PORT CHESTER NY | 01/25/23 09:30 | 01/25/23 |
| L2304287-02 | DUP-GW-20230125 | WATER | 128-158 NORTH MAIN ST. PORT CHESTER NY | 01/25/23 10:15 | 01/25/23 |
| L2304287-03 | FB-GW-230125 | WATER | 128-158 NORTH MAIN ST. PORT CHESTER NY | 01/25/23 14:40 | 01/25/23 |
| L2304287-04 | TB-20230125 | WATER | 128-158 NORTH MAIN ST. PORT CHESTER NY | 01/25/23 00:00 | 01/25/23 |

| | | | |
|---|---|---|---|
| **Project Name:** | NORTH MAIN STREET SITE | **Lab Number:** | L2304287 |
| **Project Number:** | 12814, PHASE 3 | **Report Date:** | 02/24/23 |

## Case Narrative

The samples were received in accordance with the Chain of Custody and no significant deviations were encountered during the preparation or analysis unless otherwise noted. Sample Receipt, Container Information, and the Chain of Custody are located at the back of the report.

Results contained within this report relate only to the samples submitted under this Alpha Lab Number and meet NELAP requirements for all NELAP accredited parameters unless otherwise noted in the following narrative. The data presented in this report is organized by parameter (i.e. VOC, SVOC, etc.). Sample specific Quality Control data (i.e. Surrogate Spike Recovery) is reported at the end of the target analyte list for each individual sample, followed by the Laboratory Batch Quality Control at the end of each parameter. Tentatively Identified Compounds (TICs), if requested, are reported for compounds identified to be present and are not part of the method/program Target Compound List, even if only a subset of the TCL are being reported. If a sample was re-analyzed or re-extracted due to a required quality control corrective action and if both sets of data are reported, the Laboratory ID of the re-analysis or re-extraction is designated with an "R" or "RE", respectively.

When multiple Batch Quality Control elements are reported (e.g. more than one LCS), the associated samples for each element are noted in the grey shaded header line of each data table. Any Laboratory Batch, Sample Specific % recovery or RPD value that is outside the listed Acceptance Criteria is bolded in the report. In reference to questions H (CAM) or 4 (RCP) when "NO" is checked, the performance criteria for CAM and RCP methods allow for some quality control failures to occur and still be within method compliance. In these instances, the specific failure is not narrated but noted in the associated QC Outlier Summary Report, located directly after the Case Narrative. QC information is also incorporated in the Data Usability Assessment table (Format 11) of our Data Merger tool, where it can be reviewed in conjunction with the sample result, associated regulatory criteria and any associated data usability implications.

Soil/sediments, solids and tissues are reported on a dry weight basis unless otherwise noted. Definitions of all data qualifiers and acronyms used in this report are provided in the Glossary located at the back of the report.

HOLD POLICY - For samples submitted on hold, Alpha's policy is to hold samples (with the exception of Air canisters) free of charge for 21 calendar days from the date the project is completed. After 21 calendar days, we will dispose of all samples submitted including those put on hold unless you have contacted your Alpha Project Manager and made arrangements for Alpha to continue to hold the samples. Air canisters will be disposed after 3 business days from the date the project is completed.

Please contact Project Management at 800-624-9220 with any questions.

| | | | |
|---|---|---|---|
| **Project Name:** | NORTH MAIN STREET SITE | **Lab Number:** | L2304287 |
| **Project Number:** | 12814, PHASE 3 | **Report Date:** | 02/24/23 |

**Case Narrative (continued)**

Report Submission

February 24, 2023: This final report includes the results of all requested analyses.

February 02, 2023: This is a preliminary report.

January 31, 2023: This is a preliminary report.

All non-detect (ND) or estimated concentrations (J-qualified) have been quantitated to the limit noted in the MDL column.

Semivolatile Organics

The WG1738128-1 Method Blank, associated with L2304287-01 through -03, has TICs detected. The results are qualified with a "B" for any associated samples that have detections of the same TICs.

Perfluorinated Alkyl Acids by 1633

L2304287-01R and -02R: The sample was re-analyzed due to QC failures in the original analysis. The results of the re-analysis are reported.

I, the undersigned, attest under the pains and penalties of perjury that, to the best of my knowledge and belief and based upon my personal inquiry of those responsible for providing the information contained in this analytical report, such information is accurate and complete. This certificate of analysis is not complete unless this page accompanies any and all pages of this report.

Authorized Signature: Tiffani Morrissey - Tiffani Morrissey

Title: Technical Director/Representative Date: 02/24/23

# ORGANICS

# VOLATILES

**Project Name:** NORTH MAIN STREET SITE **Lab Number:** L2304287

**Project Number:** 12814, PHASE 3 **Report Date:** 02/24/23

## SAMPLE RESULTS

Lab ID: L2304287-01
Client ID: TWP-201
Sample Location: 128-158 NORTH MAIN ST. PORT CHESTER NY

Date Collected: 01/25/23 09:30
Date Received: 01/25/23
Field Prep: Not Specified

Sample Depth:
Matrix: Water
Analytical Method: 1,8260D
Analytical Date: 01/26/23 21:43
Analyst: MJV

| Parameter | Result | Qualifier | Units | RL | MDL | Dilution Factor |
|---|---|---|---|---|---|---|
| **Volatile Organics by GC/MS - Westborough Lab** | | | | | | |
| Methylene chloride | ND | | ug/l | 2.5 | 0.70 | 1 |
| 1,1-Dichloroethane | ND | | ug/l | 2.5 | 0.70 | 1 |
| Chloroform | ND | | ug/l | 2.5 | 0.70 | 1 |
| Carbon tetrachloride | ND | | ug/l | 0.50 | 0.13 | 1 |
| 1,2-Dichloropropane | ND | | ug/l | 1.0 | 0.14 | 1 |
| Dibromochloromethane | ND | | ug/l | 0.50 | 0.15 | 1 |
| 1,1,2-Trichloroethane | ND | | ug/l | 1.5 | 0.50 | 1 |
| Tetrachloroethene | ND | | ug/l | 0.50 | 0.18 | 1 |
| Chlorobenzene | ND | | ug/l | 2.5 | 0.70 | 1 |
| Trichlorofluoromethane | ND | | ug/l | 2.5 | 0.70 | 1 |
| 1,2-Dichloroethane | ND | | ug/l | 0.50 | 0.13 | 1 |
| 1,1,1-Trichloroethane | ND | | ug/l | 2.5 | 0.70 | 1 |
| Bromodichloromethane | ND | | ug/l | 0.50 | 0.19 | 1 |
| trans-1,3-Dichloropropene | ND | | ug/l | 0.50 | 0.16 | 1 |
| cis-1,3-Dichloropropene | ND | | ug/l | 0.50 | 0.14 | 1 |
| 1,3-Dichloropropene, Total | ND | | ug/l | 0.50 | 0.14 | 1 |
| 1,1-Dichloropropene | ND | | ug/l | 2.5 | 0.70 | 1 |
| Bromoform | ND | | ug/l | 2.0 | 0.65 | 1 |
| 1,1,2,2-Tetrachloroethane | ND | | ug/l | 0.50 | 0.17 | 1 |
| Benzene | ND | | ug/l | 0.50 | 0.16 | 1 |
| Toluene | ND | | ug/l | 2.5 | 0.70 | 1 |
| Ethylbenzene | ND | | ug/l | 2.5 | 0.70 | 1 |
| Chloromethane | ND | | ug/l | 2.5 | 0.70 | 1 |
| Bromomethane | ND | | ug/l | 2.5 | 0.70 | 1 |
| Vinyl chloride | ND | | ug/l | 1.0 | 0.07 | 1 |
| Chloroethane | ND | | ug/l | 2.5 | 0.70 | 1 |
| 1,1-Dichloroethene | ND | | ug/l | 0.50 | 0.17 | 1 |
| trans-1,2-Dichloroethene | ND | | ug/l | 2.5 | 0.70 | 1 |

**Project Name:** NORTH MAIN STREET SITE **Lab Number:** L2304287

**Project Number:** 12814, PHASE 3 **Report Date:** 02/24/23

**SAMPLE RESULTS**

Lab ID: L2304287-01 Date Collected: 01/25/23 09:30

Client ID: TWP-201 Date Received: 01/25/23

Sample Location: 128-158 NORTH MAIN ST. PORT CHESTER NY Field Prep: Not Specified

Sample Depth:

| Parameter | Result | Qualifier | Units | RL | MDL | Dilution Factor |
|---|---|---|---|---|---|---|
| Volatile Organics by GC/MS - Westborough Lab | | | | | | |
| Trichloroethene | ND | | ug/l | 0.50 | 0.18 | 1 |
| 1,2-Dichlorobenzene | ND | | ug/l | 2.5 | 0.70 | 1 |
| 1,3-Dichlorobenzene | ND | | ug/l | 2.5 | 0.70 | 1 |
| 1,4-Dichlorobenzene | ND | | ug/l | 2.5 | 0.70 | 1 |
| Methyl tert butyl ether | ND | | ug/l | 2.5 | 0.70 | 1 |
| p/m-Xylene | ND | | ug/l | 2.5 | 0.70 | 1 |
| o-Xylene | ND | | ug/l | 2.5 | 0.70 | 1 |
| Xylenes, Total | ND | | ug/l | 2.5 | 0.70 | 1 |
| cis-1,2-Dichloroethene | ND | | ug/l | 2.5 | 0.70 | 1 |
| 1,2-Dichloroethene, Total | ND | | ug/l | 2.5 | 0.70 | 1 |
| Dibromomethane | ND | | ug/l | 5.0 | 1.0 | 1 |
| 1,2,3-Trichloropropane | ND | | ug/l | 2.5 | 0.70 | 1 |
| Acrylonitrile | ND | | ug/l | 5.0 | 1.5 | 1 |
| Styrene | ND | | ug/l | 2.5 | 0.70 | 1 |
| Dichlorodifluoromethane | ND | | ug/l | 5.0 | 1.0 | 1 |
| Acetone | ND | | ug/l | 5.0 | 1.5 | 1 |
| Carbon disulfide | ND | | ug/l | 5.0 | 1.0 | 1 |
| 2-Butanone | ND | | ug/l | 5.0 | 1.9 | 1 |
| Vinyl acetate | ND | | ug/l | 5.0 | 1.0 | 1 |
| 4-Methyl-2-pentanone | ND | | ug/l | 5.0 | 1.0 | 1 |
| 2-Hexanone | ND | | ug/l | 5.0 | 1.0 | 1 |
| Bromochloromethane | ND | | ug/l | 2.5 | 0.70 | 1 |
| 2,2-Dichloropropane | ND | | ug/l | 2.5 | 0.70 | 1 |
| 1,2-Dibromoethane | ND | | ug/l | 2.0 | 0.65 | 1 |
| 1,3-Dichloropropane | ND | | ug/l | 2.5 | 0.70 | 1 |
| 1,1,1,2-Tetrachloroethane | ND | | ug/l | 2.5 | 0.70 | 1 |
| Bromobenzene | ND | | ug/l | 2.5 | 0.70 | 1 |
| n-Butylbenzene | ND | | ug/l | 2.5 | 0.70 | 1 |
| sec-Butylbenzene | ND | | ug/l | 2.5 | 0.70 | 1 |
| tert-Butylbenzene | ND | | ug/l | 2.5 | 0.70 | 1 |
| o-Chlorotoluene | ND | | ug/l | 2.5 | 0.70 | 1 |
| p-Chlorotoluene | ND | | ug/l | 2.5 | 0.70 | 1 |
| 1,2-Dibromo-3-chloropropane | ND | | ug/l | 2.5 | 0.70 | 1 |
| Hexachlorobutadiene | ND | | ug/l | 2.5 | 0.70 | 1 |
| Isopropylbenzene | ND | | ug/l | 2.5 | 0.70 | 1 |
| p-Isopropyltoluene | ND | | ug/l | 2.5 | 0.70 | 1 |
| Naphthalene | ND | | ug/l | 2.5 | 0.70 | 1 |

**Project Name:** NORTH MAIN STREET SITE **Lab Number:** L2304287

**Project Number:** 12814, PHASE 3 **Report Date:** 02/24/23

## SAMPLE RESULTS

Lab ID: L2304287-01 Date Collected: 01/25/23 09:30

Client ID: TWP-201 Date Received: 01/25/23

Sample Location: 128-158 NORTH MAIN ST. PORT CHESTER NY Field Prep: Not Specified

Sample Depth:

| Parameter | Result | Qualifier | Units | RL | MDL | Dilution Factor |
|---|---|---|---|---|---|---|
| **Volatile Organics by GC/MS - Westborough Lab** | | | | | | |
| n-Propylbenzene | ND | | ug/l | 2.5 | 0.70 | 1 |
| 1,2,3-Trichlorobenzene | ND | | ug/l | 2.5 | 0.70 | 1 |
| 1,2,4-Trichlorobenzene | ND | | ug/l | 2.5 | 0.70 | 1 |
| 1,3,5-Trimethylbenzene | ND | | ug/l | 2.5 | 0.70 | 1 |
| 1,2,4-Trimethylbenzene | ND | | ug/l | 2.5 | 0.70 | 1 |
| 1,4-Dioxane | ND | | ug/l | 250 | 61. | 1 |
| p-Diethylbenzene | ND | | ug/l | 2.0 | 0.70 | 1 |
| p-Ethyltoluene | ND | | ug/l | 2.0 | 0.70 | 1 |
| 1,2,4,5-Tetramethylbenzene | ND | | ug/l | 2.0 | 0.54 | 1 |
| Ethyl ether | ND | | ug/l | 2.5 | 0.70 | 1 |
| trans-1,4-Dichloro-2-butene | ND | | ug/l | 2.5 | 0.70 | 1 |

Tentatively Identified Compounds

| | | | | |
|---|---|---|---|---|
| Total TIC Compounds | 1.59 | J | ug/l | 1 |
| Sulfur Dioxide | 1.59 | NJ | ug/l | 1 |

| Surrogate | % Recovery | Qualifier | Acceptance Criteria |
|---|---|---|---|
| 1,2-Dichloroethane-d4 | 101 | | 70-130 |
| Toluene-d8 | 100 | | 70-130 |
| 4-Bromofluorobenzene | 98 | | 70-130 |
| Dibromofluoromethane | 106 | | 70-130 |

**Project Name:** NORTH MAIN STREET SITE **Lab Number:** L2304287

**Project Number:** 12814, PHASE 3 **Report Date:** 02/24/23

## SAMPLE RESULTS

Lab ID: L2304287-02
Client ID: DUP-GW-20230125
Sample Location: 128-158 NORTH MAIN ST. PORT CHESTER NY

Date Collected: 01/25/23 10:15
Date Received: 01/25/23
Field Prep: Not Specified

Sample Depth:
Matrix: Water
Analytical Method: 1,8260D
Analytical Date: 01/26/23 22:06
Analyst: MJV

| Parameter | Result | Qualifier | Units | RL | MDL | Dilution Factor |
|---|---|---|---|---|---|---|
| **Volatile Organics by GC/MS - Westborough Lab** | | | | | | |
| Methylene chloride | ND | | ug/l | 2.5 | 0.70 | 1 |
| 1,1-Dichloroethane | ND | | ug/l | 2.5 | 0.70 | 1 |
| Chloroform | ND | | ug/l | 2.5 | 0.70 | 1 |
| Carbon tetrachloride | ND | | ug/l | 0.50 | 0.13 | 1 |
| 1,2-Dichloropropane | ND | | ug/l | 1.0 | 0.14 | 1 |
| Dibromochloromethane | ND | | ug/l | 0.50 | 0.15 | 1 |
| 1,1,2-Trichloroethane | ND | | ug/l | 1.5 | 0.50 | 1 |
| Tetrachloroethene | ND | | ug/l | 0.50 | 0.18 | 1 |
| Chlorobenzene | ND | | ug/l | 2.5 | 0.70 | 1 |
| Trichlorofluoromethane | ND | | ug/l | 2.5 | 0.70 | 1 |
| 1,2-Dichloroethane | ND | | ug/l | 0.50 | 0.13 | 1 |
| 1,1,1-Trichloroethane | ND | | ug/l | 2.5 | 0.70 | 1 |
| Bromodichloromethane | ND | | ug/l | 0.50 | 0.19 | 1 |
| trans-1,3-Dichloropropene | ND | | ug/l | 0.50 | 0.16 | 1 |
| cis-1,3-Dichloropropene | ND | | ug/l | 0.50 | 0.14 | 1 |
| 1,3-Dichloropropene, Total | ND | | ug/l | 0.50 | 0.14 | 1 |
| 1,1-Dichloropropene | ND | | ug/l | 2.5 | 0.70 | 1 |
| Bromoform | ND | | ug/l | 2.0 | 0.65 | 1 |
| 1,1,2,2-Tetrachloroethane | ND | | ug/l | 0.50 | 0.17 | 1 |
| Benzene | ND | | ug/l | 0.50 | 0.16 | 1 |
| Toluene | ND | | ug/l | 2.5 | 0.70 | 1 |
| Ethylbenzene | ND | | ug/l | 2.5 | 0.70 | 1 |
| Chloromethane | ND | | ug/l | 2.5 | 0.70 | 1 |
| Bromomethane | ND | | ug/l | 2.5 | 0.70 | 1 |
| Vinyl chloride | ND | | ug/l | 1.0 | 0.07 | 1 |
| Chloroethane | ND | | ug/l | 2.5 | 0.70 | 1 |
| 1,1-Dichloroethene | ND | | ug/l | 0.50 | 0.17 | 1 |
| trans-1,2-Dichloroethene | ND | | ug/l | 2.5 | 0.70 | 1 |

**Project Name:** NORTH MAIN STREET SITE **Lab Number:** L2304287

**Project Number:** 12814, PHASE 3 **Report Date:** 02/24/23

**SAMPLE RESULTS**

Lab ID: L2304287-02 Date Collected: 01/25/23 10:15

Client ID: DUP-GW-20230125 Date Received: 01/25/23

Sample Location: 128-158 NORTH MAIN ST. PORT CHESTER NY Field Prep: Not Specified

Sample Depth:

| Parameter | Result | Qualifier | Units | RL | MDL | Dilution Factor |
|---|---|---|---|---|---|---|
| Volatile Organics by GC/MS - Westborough Lab | | | | | | |
| Trichloroethene | ND | | ug/l | 0.50 | 0.18 | 1 |
| 1,2-Dichlorobenzene | ND | | ug/l | 2.5 | 0.70 | 1 |
| 1,3-Dichlorobenzene | ND | | ug/l | 2.5 | 0.70 | 1 |
| 1,4-Dichlorobenzene | ND | | ug/l | 2.5 | 0.70 | 1 |
| Methyl tert butyl ether | ND | | ug/l | 2.5 | 0.70 | 1 |
| p/m-Xylene | ND | | ug/l | 2.5 | 0.70 | 1 |
| o-Xylene | ND | | ug/l | 2.5 | 0.70 | 1 |
| Xylenes, Total | ND | | ug/l | 2.5 | 0.70 | 1 |
| cis-1,2-Dichloroethene | ND | | ug/l | 2.5 | 0.70 | 1 |
| 1,2-Dichloroethene, Total | ND | | ug/l | 2.5 | 0.70 | 1 |
| Dibromomethane | ND | | ug/l | 5.0 | 1.0 | 1 |
| 1,2,3-Trichloropropane | ND | | ug/l | 2.5 | 0.70 | 1 |
| Acrylonitrile | ND | | ug/l | 5.0 | 1.5 | 1 |
| Styrene | ND | | ug/l | 2.5 | 0.70 | 1 |
| Dichlorodifluoromethane | ND | | ug/l | 5.0 | 1.0 | 1 |
| Acetone | ND | | ug/l | 5.0 | 1.5 | 1 |
| Carbon disulfide | ND | | ug/l | 5.0 | 1.0 | 1 |
| 2-Butanone | ND | | ug/l | 5.0 | 1.9 | 1 |
| Vinyl acetate | ND | | ug/l | 5.0 | 1.0 | 1 |
| 4-Methyl-2-pentanone | ND | | ug/l | 5.0 | 1.0 | 1 |
| 2-Hexanone | ND | | ug/l | 5.0 | 1.0 | 1 |
| Bromochloromethane | ND | | ug/l | 2.5 | 0.70 | 1 |
| 2,2-Dichloropropane | ND | | ug/l | 2.5 | 0.70 | 1 |
| 1,2-Dibromoethane | ND | | ug/l | 2.0 | 0.65 | 1 |
| 1,3-Dichloropropane | ND | | ug/l | 2.5 | 0.70 | 1 |
| 1,1,1,2-Tetrachloroethane | ND | | ug/l | 2.5 | 0.70 | 1 |
| Bromobenzene | ND | | ug/l | 2.5 | 0.70 | 1 |
| n-Butylbenzene | ND | | ug/l | 2.5 | 0.70 | 1 |
| sec-Butylbenzene | ND | | ug/l | 2.5 | 0.70 | 1 |
| tert-Butylbenzene | ND | | ug/l | 2.5 | 0.70 | 1 |
| o-Chlorotoluene | ND | | ug/l | 2.5 | 0.70 | 1 |
| p-Chlorotoluene | ND | | ug/l | 2.5 | 0.70 | 1 |
| 1,2-Dibromo-3-chloropropane | ND | | ug/l | 2.5 | 0.70 | 1 |
| Hexachlorobutadiene | ND | | ug/l | 2.5 | 0.70 | 1 |
| Isopropylbenzene | ND | | ug/l | 2.5 | 0.70 | 1 |
| p-Isopropyltoluene | ND | | ug/l | 2.5 | 0.70 | 1 |
| Naphthalene | ND | | ug/l | 2.5 | 0.70 | 1 |

**Project Name:** NORTH MAIN STREET SITE **Lab Number:** L2304287

**Project Number:** 12814, PHASE 3 **Report Date:** 02/24/23

## SAMPLE RESULTS

Lab ID: L2304287-02 Date Collected: 01/25/23 10:15

Client ID: DUP-GW-20230125 Date Received: 01/25/23

Sample Location: 128-158 NORTH MAIN ST. PORT CHESTER NY Field Prep: Not Specified

Sample Depth:

| Parameter | Result | Qualifier | Units | RL | MDL | Dilution Factor |
|---|---|---|---|---|---|---|
| **Volatile Organics by GC/MS - Westborough Lab** | | | | | | |
| n-Propylbenzene | ND | | ug/l | 2.5 | 0.70 | 1 |
| 1,2,3-Trichlorobenzene | ND | | ug/l | 2.5 | 0.70 | 1 |
| 1,2,4-Trichlorobenzene | ND | | ug/l | 2.5 | 0.70 | 1 |
| 1,3,5-Trimethylbenzene | ND | | ug/l | 2.5 | 0.70 | 1 |
| 1,2,4-Trimethylbenzene | ND | | ug/l | 2.5 | 0.70 | 1 |
| 1,4-Dioxane | ND | | ug/l | 250 | 61. | 1 |
| p-Diethylbenzene | ND | | ug/l | 2.0 | 0.70 | 1 |
| p-Ethyltoluene | ND | | ug/l | 2.0 | 0.70 | 1 |
| 1,2,4,5-Tetramethylbenzene | ND | | ug/l | 2.0 | 0.54 | 1 |
| Ethyl ether | ND | | ug/l | 2.5 | 0.70 | 1 |
| trans-1,4-Dichloro-2-butene | ND | | ug/l | 2.5 | 0.70 | 1 |

| Tentatively Identified Compounds | | | | | | |
|---|---|---|---|---|---|---|
| Total TIC Compounds | 1.45 | J | ug/l | | | 1 |
| Unknown | 1.45 | J | ug/l | | | 1 |

| Surrogate | % Recovery | Qualifier | Acceptance Criteria |
|---|---|---|---|
| 1,2-Dichloroethane-d4 | 103 | | 70-130 |
| Toluene-d8 | 100 | | 70-130 |
| 4-Bromofluorobenzene | 99 | | 70-130 |
| Dibromofluoromethane | 107 | | 70-130 |

**Project Name:** NORTH MAIN STREET SITE **Lab Number:** L2304287

**Project Number:** 12814, PHASE 3 **Report Date:** 02/24/23

**SAMPLE RESULTS**

Lab ID: L2304287-03 Date Collected: 01/25/23 14:40
Client ID: FB-GW-230125 Date Received: 01/25/23
Sample Location: 128-158 NORTH MAIN ST. PORT CHESTER NY Field Prep: Not Specified

Sample Depth:
Matrix: Water
Analytical Method: 1,8260D
Analytical Date: 01/26/23 10:02
Analyst: PID

| Parameter | Result | Qualifier | Units | RL | MDL | Dilution Factor |
|---|---|---|---|---|---|---|
| Volatile Organics by GC/MS - Westborough Lab | | | | | | |
| Methylene chloride | ND | | ug/l | 2.5 | 0.70 | 1 |
| 1,1-Dichloroethane | ND | | ug/l | 2.5 | 0.70 | 1 |
| Chloroform | ND | | ug/l | 2.5 | 0.70 | 1 |
| Carbon tetrachloride | ND | | ug/l | 0.50 | 0.13 | 1 |
| 1,2-Dichloropropane | ND | | ug/l | 1.0 | 0.14 | 1 |
| Dibromochloromethane | ND | | ug/l | 0.50 | 0.15 | 1 |
| 1,1,2-Trichloroethane | ND | | ug/l | 1.5 | 0.50 | 1 |
| Tetrachloroethene | ND | | ug/l | 0.50 | 0.18 | 1 |
| Chlorobenzene | ND | | ug/l | 2.5 | 0.70 | 1 |
| Trichlorofluoromethane | ND | | ug/l | 2.5 | 0.70 | 1 |
| 1,2-Dichloroethane | ND | | ug/l | 0.50 | 0.13 | 1 |
| 1,1,1-Trichloroethane | ND | | ug/l | 2.5 | 0.70 | 1 |
| Bromodichloromethane | ND | | ug/l | 0.50 | 0.19 | 1 |
| trans-1,3-Dichloropropene | ND | | ug/l | 0.50 | 0.16 | 1 |
| cis-1,3-Dichloropropene | ND | | ug/l | 0.50 | 0.14 | 1 |
| 1,3-Dichloropropene, Total | ND | | ug/l | 0.50 | 0.14 | 1 |
| 1,1-Dichloropropene | ND | | ug/l | 2.5 | 0.70 | 1 |
| Bromoform | ND | | ug/l | 2.0 | 0.65 | 1 |
| 1,1,2,2-Tetrachloroethane | ND | | ug/l | 0.50 | 0.17 | 1 |
| Benzene | ND | | ug/l | 0.50 | 0.16 | 1 |
| Toluene | ND | | ug/l | 2.5 | 0.70 | 1 |
| Ethylbenzene | ND | | ug/l | 2.5 | 0.70 | 1 |
| Chloromethane | ND | | ug/l | 2.5 | 0.70 | 1 |
| Bromomethane | ND | | ug/l | 2.5 | 0.70 | 1 |
| Vinyl chloride | ND | | ug/l | 1.0 | 0.07 | 1 |
| Chloroethane | ND | | ug/l | 2.5 | 0.70 | 1 |
| 1,1-Dichloroethene | ND | | ug/l | 0.50 | 0.17 | 1 |
| trans-1,2-Dichloroethene | ND | | ug/l | 2.5 | 0.70 | 1 |

**Project Name:** NORTH MAIN STREET SITE **Lab Number:** L2304287

**Project Number:** 12814, PHASE 3 **Report Date:** 02/24/23

## SAMPLE RESULTS

Lab ID: L2304287-03 Date Collected: 01/25/23 14:40

Client ID: FB-GW-230125 Date Received: 01/25/23

Sample Location: 128-158 NORTH MAIN ST. PORT CHESTER NY Field Prep: Not Specified

Sample Depth:

| Parameter | Result | Qualifier | Units | RL | MDL | Dilution Factor |
|---|---|---|---|---|---|---|
| **Volatile Organics by GC/MS - Westborough Lab** | | | | | | |
| Trichloroethene | ND | | ug/l | 0.50 | 0.18 | 1 |
| 1,2-Dichlorobenzene | ND | | ug/l | 2.5 | 0.70 | 1 |
| 1,3-Dichlorobenzene | ND | | ug/l | 2.5 | 0.70 | 1 |
| 1,4-Dichlorobenzene | ND | | ug/l | 2.5 | 0.70 | 1 |
| Methyl tert butyl ether | ND | | ug/l | 2.5 | 0.70 | 1 |
| p/m-Xylene | ND | | ug/l | 2.5 | 0.70 | 1 |
| o-Xylene | ND | | ug/l | 2.5 | 0.70 | 1 |
| Xylenes, Total | ND | | ug/l | 2.5 | 0.70 | 1 |
| cis-1,2-Dichloroethene | ND | | ug/l | 2.5 | 0.70 | 1 |
| 1,2-Dichloroethene, Total | ND | | ug/l | 2.5 | 0.70 | 1 |
| Dibromomethane | ND | | ug/l | 5.0 | 1.0 | 1 |
| 1,2,3-Trichloropropane | ND | | ug/l | 2.5 | 0.70 | 1 |
| Acrylonitrile | 3.5 | J | ug/l | 5.0 | 1.5 | 1 |
| Styrene | ND | | ug/l | 2.5 | 0.70 | 1 |
| Dichlorodifluoromethane | ND | | ug/l | 5.0 | 1.0 | 1 |
| Acetone | ND | | ug/l | 5.0 | 1.5 | 1 |
| Carbon disulfide | ND | | ug/l | 5.0 | 1.0 | 1 |
| 2-Butanone | ND | | ug/l | 5.0 | 1.9 | 1 |
| Vinyl acetate | ND | | ug/l | 5.0 | 1.0 | 1 |
| 4-Methyl-2-pentanone | ND | | ug/l | 5.0 | 1.0 | 1 |
| 2-Hexanone | ND | | ug/l | 5.0 | 1.0 | 1 |
| Bromochloromethane | ND | | ug/l | 2.5 | 0.70 | 1 |
| 2,2-Dichloropropane | ND | | ug/l | 2.5 | 0.70 | 1 |
| 1,2-Dibromoethane | ND | | ug/l | 2.0 | 0.65 | 1 |
| 1,3-Dichloropropane | ND | | ug/l | 2.5 | 0.70 | 1 |
| 1,1,1,2-Tetrachloroethane | ND | | ug/l | 2.5 | 0.70 | 1 |
| Bromobenzene | ND | | ug/l | 2.5 | 0.70 | 1 |
| n-Butylbenzene | ND | | ug/l | 2.5 | 0.70 | 1 |
| sec-Butylbenzene | ND | | ug/l | 2.5 | 0.70 | 1 |
| tert-Butylbenzene | ND | | ug/l | 2.5 | 0.70 | 1 |
| o-Chlorotoluene | ND | | ug/l | 2.5 | 0.70 | 1 |
| p-Chlorotoluene | ND | | ug/l | 2.5 | 0.70 | 1 |
| 1,2-Dibromo-3-chloropropane | ND | | ug/l | 2.5 | 0.70 | 1 |
| Hexachlorobutadiene | ND | | ug/l | 2.5 | 0.70 | 1 |
| Isopropylbenzene | ND | | ug/l | 2.5 | 0.70 | 1 |
| p-Isopropyltoluene | ND | | ug/l | 2.5 | 0.70 | 1 |
| Naphthalene | ND | | ug/l | 2.5 | 0.70 | 1 |

**Project Name:** NORTH MAIN STREET SITE **Lab Number:** L2304287

**Project Number:** 12814, PHASE 3 **Report Date:** 02/24/23

## SAMPLE RESULTS

Lab ID: L2304287-03 Date Collected: 01/25/23 14:40

Client ID: FB-GW-230125 Date Received: 01/25/23

Sample Location: 128-158 NORTH MAIN ST. PORT CHESTER NY Field Prep: Not Specified

Sample Depth:

| Parameter | Result | Qualifier | Units | RL | MDL | Dilution Factor |
|---|---|---|---|---|---|---|
| **Volatile Organics by GC/MS - Westborough Lab** | | | | | | |
| n-Propylbenzene | ND | | ug/l | 2.5 | 0.70 | 1 |
| 1,2,3-Trichlorobenzene | ND | | ug/l | 2.5 | 0.70 | 1 |
| 1,2,4-Trichlorobenzene | ND | | ug/l | 2.5 | 0.70 | 1 |
| 1,3,5-Trimethylbenzene | ND | | ug/l | 2.5 | 0.70 | 1 |
| 1,2,4-Trimethylbenzene | ND | | ug/l | 2.5 | 0.70 | 1 |
| 1,4-Dioxane | ND | | ug/l | 250 | 61. | 1 |
| p-Diethylbenzene | ND | | ug/l | 2.0 | 0.70 | 1 |
| p-Ethyltoluene | ND | | ug/l | 2.0 | 0.70 | 1 |
| 1,2,4,5-Tetramethylbenzene | ND | | ug/l | 2.0 | 0.54 | 1 |
| Ethyl ether | ND | | ug/l | 2.5 | 0.70 | 1 |
| trans-1,4-Dichloro-2-butene | ND | | ug/l | 2.5 | 0.70 | 1 |

Tentatively Identified Compounds

| | | | |
|---|---|---|---|
| No Tentatively Identified Compounds | ND | ug/l | 1 |

| Surrogate | % Recovery | Qualifier | Acceptance Criteria |
|---|---|---|---|
| 1,2-Dichloroethane-d4 | 111 | | 70-130 |
| Toluene-d8 | 98 | | 70-130 |
| 4-Bromofluorobenzene | 102 | | 70-130 |
| Dibromofluoromethane | 115 | | 70-130 |

**Project Name:** NORTH MAIN STREET SITE **Lab Number:** L2304287

**Project Number:** 12814, PHASE 3 **Report Date:** 02/24/23

**SAMPLE RESULTS**

Lab ID: L2304287-04 Date Collected: 01/25/23 00:00

Client ID: TB-20230125 Date Received: 01/25/23

Sample Location: 128-158 NORTH MAIN ST. PORT CHESTER NY Field Prep: Not Specified

Sample Depth:

Matrix: Water

Analytical Method: 1,8260D

Analytical Date: 01/26/23 10:27

Analyst: PID

| Parameter | Result | Qualifier | Units | RL | MDL | Dilution Factor |
|---|---|---|---|---|---|---|
| Volatile Organics by GC/MS - Westborough Lab | | | | | | |
| Methylene chloride | ND | | ug/l | 2.5 | 0.70 | 1 |
| 1,1-Dichloroethane | ND | | ug/l | 2.5 | 0.70 | 1 |
| Chloroform | ND | | ug/l | 2.5 | 0.70 | 1 |
| Carbon tetrachloride | ND | | ug/l | 0.50 | 0.13 | 1 |
| 1,2-Dichloropropane | ND | | ug/l | 1.0 | 0.14 | 1 |
| Dibromochloromethane | ND | | ug/l | 0.50 | 0.15 | 1 |
| 1,1,2-Trichloroethane | ND | | ug/l | 1.5 | 0.50 | 1 |
| Tetrachloroethene | ND | | ug/l | 0.50 | 0.18 | 1 |
| Chlorobenzene | ND | | ug/l | 2.5 | 0.70 | 1 |
| Trichlorofluoromethane | ND | | ug/l | 2.5 | 0.70 | 1 |
| 1,2-Dichloroethane | ND | | ug/l | 0.50 | 0.13 | 1 |
| 1,1,1-Trichloroethane | ND | | ug/l | 2.5 | 0.70 | 1 |
| Bromodichloromethane | ND | | ug/l | 0.50 | 0.19 | 1 |
| trans-1,3-Dichloropropene | ND | | ug/l | 0.50 | 0.16 | 1 |
| cis-1,3-Dichloropropene | ND | | ug/l | 0.50 | 0.14 | 1 |
| 1,3-Dichloropropene, Total | ND | | ug/l | 0.50 | 0.14 | 1 |
| 1,1-Dichloropropene | ND | | ug/l | 2.5 | 0.70 | 1 |
| Bromoform | ND | | ug/l | 2.0 | 0.65 | 1 |
| 1,1,2,2-Tetrachloroethane | ND | | ug/l | 0.50 | 0.17 | 1 |
| Benzene | ND | | ug/l | 0.50 | 0.16 | 1 |
| Toluene | ND | | ug/l | 2.5 | 0.70 | 1 |
| Ethylbenzene | ND | | ug/l | 2.5 | 0.70 | 1 |
| Chloromethane | ND | | ug/l | 2.5 | 0.70 | 1 |
| Bromomethane | ND | | ug/l | 2.5 | 0.70 | 1 |
| Vinyl chloride | ND | | ug/l | 1.0 | 0.07 | 1 |
| Chloroethane | ND | | ug/l | 2.5 | 0.70 | 1 |
| 1,1-Dichloroethene | ND | | ug/l | 0.50 | 0.17 | 1 |
| trans-1,2-Dichloroethene | ND | | ug/l | 2.5 | 0.70 | 1 |

**Project Name:** NORTH MAIN STREET SITE **Lab Number:** L2304287

**Project Number:** 12814, PHASE 3 **Report Date:** 02/24/23

**SAMPLE RESULTS**

Lab ID: L2304287-04 Date Collected: 01/25/23 00:00

Client ID: TB-20230125 Date Received: 01/25/23

Sample Location: 128-158 NORTH MAIN ST. PORT CHESTER NY Field Prep: Not Specified

Sample Depth:

| Parameter | Result | Qualifier | Units | RL | MDL | Dilution Factor |
|---|---|---|---|---|---|---|
| Volatile Organics by GC/MS - Westborough Lab | | | | | | |
| Trichloroethene | ND | | ug/l | 0.50 | 0.18 | 1 |
| 1,2-Dichlorobenzene | ND | | ug/l | 2.5 | 0.70 | 1 |
| 1,3-Dichlorobenzene | ND | | ug/l | 2.5 | 0.70 | 1 |
| 1,4-Dichlorobenzene | ND | | ug/l | 2.5 | 0.70 | 1 |
| Methyl tert butyl ether | ND | | ug/l | 2.5 | 0.70 | 1 |
| p/m-Xylene | ND | | ug/l | 2.5 | 0.70 | 1 |
| o-Xylene | ND | | ug/l | 2.5 | 0.70 | 1 |
| Xylenes, Total | ND | | ug/l | 2.5 | 0.70 | 1 |
| cis-1,2-Dichloroethene | ND | | ug/l | 2.5 | 0.70 | 1 |
| 1,2-Dichloroethene, Total | ND | | ug/l | 2.5 | 0.70 | 1 |
| Dibromomethane | ND | | ug/l | 5.0 | 1.0 | 1 |
| 1,2,3-Trichloropropane | ND | | ug/l | 2.5 | 0.70 | 1 |
| Acrylonitrile | ND | | ug/l | 5.0 | 1.5 | 1 |
| Styrene | ND | | ug/l | 2.5 | 0.70 | 1 |
| Dichlorodifluoromethane | ND | | ug/l | 5.0 | 1.0 | 1 |
| Acetone | ND | | ug/l | 5.0 | 1.5 | 1 |
| Carbon disulfide | ND | | ug/l | 5.0 | 1.0 | 1 |
| 2-Butanone | ND | | ug/l | 5.0 | 1.9 | 1 |
| Vinyl acetate | ND | | ug/l | 5.0 | 1.0 | 1 |
| 4-Methyl-2-pentanone | ND | | ug/l | 5.0 | 1.0 | 1 |
| 2-Hexanone | ND | | ug/l | 5.0 | 1.0 | 1 |
| Bromochloromethane | ND | | ug/l | 2.5 | 0.70 | 1 |
| 2,2-Dichloropropane | ND | | ug/l | 2.5 | 0.70 | 1 |
| 1,2-Dibromoethane | ND | | ug/l | 2.0 | 0.65 | 1 |
| 1,3-Dichloropropane | ND | | ug/l | 2.5 | 0.70 | 1 |
| 1,1,1,2-Tetrachloroethane | ND | | ug/l | 2.5 | 0.70 | 1 |
| Bromobenzene | ND | | ug/l | 2.5 | 0.70 | 1 |
| n-Butylbenzene | ND | | ug/l | 2.5 | 0.70 | 1 |
| sec-Butylbenzene | ND | | ug/l | 2.5 | 0.70 | 1 |
| tert-Butylbenzene | ND | | ug/l | 2.5 | 0.70 | 1 |
| o-Chlorotoluene | ND | | ug/l | 2.5 | 0.70 | 1 |
| p-Chlorotoluene | ND | | ug/l | 2.5 | 0.70 | 1 |
| 1,2-Dibromo-3-chloropropane | ND | | ug/l | 2.5 | 0.70 | 1 |
| Hexachlorobutadiene | ND | | ug/l | 2.5 | 0.70 | 1 |
| Isopropylbenzene | ND | | ug/l | 2.5 | 0.70 | 1 |
| p-Isopropyltoluene | ND | | ug/l | 2.5 | 0.70 | 1 |
| Naphthalene | ND | | ug/l | 2.5 | 0.70 | 1 |

**Project Name:** NORTH MAIN STREET SITE **Lab Number:** L2304287

**Project Number:** 12814, PHASE 3 **Report Date:** 02/24/23

## SAMPLE RESULTS

Lab ID: L2304287-04 Date Collected: 01/25/23 00:00

Client ID: TB-20230125 Date Received: 01/25/23

Sample Location: 128-158 NORTH MAIN ST. PORT CHESTER NY Field Prep: Not Specified

Sample Depth:

| Parameter | Result | Qualifier | Units | RL | MDL | Dilution Factor |
|---|---|---|---|---|---|---|
| **Volatile Organics by GC/MS - Westborough Lab** | | | | | | |
| n-Propylbenzene | ND | | ug/l | 2.5 | 0.70 | 1 |
| 1,2,3-Trichlorobenzene | ND | | ug/l | 2.5 | 0.70 | 1 |
| 1,2,4-Trichlorobenzene | ND | | ug/l | 2.5 | 0.70 | 1 |
| 1,3,5-Trimethylbenzene | ND | | ug/l | 2.5 | 0.70 | 1 |
| 1,2,4-Trimethylbenzene | ND | | ug/l | 2.5 | 0.70 | 1 |
| 1,4-Dioxane | ND | | ug/l | 250 | 61. | 1 |
| p-Diethylbenzene | ND | | ug/l | 2.0 | 0.70 | 1 |
| p-Ethyltoluene | ND | | ug/l | 2.0 | 0.70 | 1 |
| 1,2,4,5-Tetramethylbenzene | ND | | ug/l | 2.0 | 0.54 | 1 |
| Ethyl ether | ND | | ug/l | 2.5 | 0.70 | 1 |
| trans-1,4-Dichloro-2-butene | ND | | ug/l | 2.5 | 0.70 | 1 |

Tentatively Identified Compounds

| | | | |
|---|---|---|---|
| No Tentatively Identified Compounds | ND | ug/l | 1 |

| Surrogate | % Recovery | Qualifier | Acceptance Criteria |
|---|---|---|---|
| 1,2-Dichloroethane-d4 | 112 | | 70-130 |
| Toluene-d8 | 99 | | 70-130 |
| 4-Bromofluorobenzene | 105 | | 70-130 |
| Dibromofluoromethane | 119 | | 70-130 |

**Project Name:** NORTH MAIN STREET SITE **Lab Number:** L2304287

**Project Number:** 12814, PHASE 3 **Report Date:** 02/24/23

# Method Blank Analysis
## Batch Quality Control

Analytical Method: 1,8260D
Analytical Date: 01/26/23 18:38
Analyst: KJD

| Parameter | Result | Qualifier | Units | RL | MDL |
|---|---|---|---|---|---|
| Volatile Organics by GC/MS - Westborough Lab for sample(s): 01-02 Batch: WG1737822-5 | | | | | |
| Methylene chloride | ND | | ug/l | 2.5 | 0.70 |
| 1,1-Dichloroethane | ND | | ug/l | 2.5 | 0.70 |
| Chloroform | ND | | ug/l | 2.5 | 0.70 |
| Carbon tetrachloride | ND | | ug/l | 0.50 | 0.13 |
| 1,2-Dichloropropane | ND | | ug/l | 1.0 | 0.14 |
| Dibromochloromethane | ND | | ug/l | 0.50 | 0.15 |
| 1,1,2-Trichloroethane | ND | | ug/l | 1.5 | 0.50 |
| Tetrachloroethene | ND | | ug/l | 0.50 | 0.18 |
| Chlorobenzene | ND | | ug/l | 2.5 | 0.70 |
| Trichlorofluoromethane | ND | | ug/l | 2.5 | 0.70 |
| 1,2-Dichloroethane | ND | | ug/l | 0.50 | 0.13 |
| 1,1,1-Trichloroethane | ND | | ug/l | 2.5 | 0.70 |
| Bromodichloromethane | ND | | ug/l | 0.50 | 0.19 |
| trans-1,3-Dichloropropene | ND | | ug/l | 0.50 | 0.16 |
| cis-1,3-Dichloropropene | ND | | ug/l | 0.50 | 0.14 |
| 1,3-Dichloropropene, Total | ND | | ug/l | 0.50 | 0.14 |
| 1,1-Dichloropropene | ND | | ug/l | 2.5 | 0.70 |
| Bromoform | ND | | ug/l | 2.0 | 0.65 |
| 1,1,2,2-Tetrachloroethane | ND | | ug/l | 0.50 | 0.17 |
| Benzene | ND | | ug/l | 0.50 | 0.16 |
| Toluene | ND | | ug/l | 2.5 | 0.70 |
| Ethylbenzene | ND | | ug/l | 2.5 | 0.70 |
| Chloromethane | ND | | ug/l | 2.5 | 0.70 |
| Bromomethane | ND | | ug/l | 2.5 | 0.70 |
| Vinyl chloride | ND | | ug/l | 1.0 | 0.07 |
| Chloroethane | ND | | ug/l | 2.5 | 0.70 |
| 1,1-Dichloroethene | ND | | ug/l | 0.50 | 0.17 |
| trans-1,2-Dichloroethene | ND | | ug/l | 2.5 | 0.70 |
| Trichloroethene | ND | | ug/l | 0.50 | 0.18 |

**Project Name:** NORTH MAIN STREET SITE **Lab Number:** L2304287

**Project Number:** 12814, PHASE 3 **Report Date:** 02/24/23

# Method Blank Analysis
## Batch Quality Control

Analytical Method: 1,8260D
Analytical Date: 01/26/23 18:38
Analyst: KJD

| Parameter | Result | Qualifier | Units | RL | MDL |
|---|---|---|---|---|---|
| Volatile Organics by GC/MS - Westborough Lab for sample(s): 01-02 Batch: WG1737822-5 | | | | | |
| 1,2-Dichlorobenzene | ND | | ug/l | 2.5 | 0.70 |
| 1,3-Dichlorobenzene | ND | | ug/l | 2.5 | 0.70 |
| 1,4-Dichlorobenzene | ND | | ug/l | 2.5 | 0.70 |
| Methyl tert butyl ether | ND | | ug/l | 2.5 | 0.70 |
| p/m-Xylene | ND | | ug/l | 2.5 | 0.70 |
| o-Xylene | ND | | ug/l | 2.5 | 0.70 |
| Xylenes, Total | ND | | ug/l | 2.5 | 0.70 |
| cis-1,2-Dichloroethene | ND | | ug/l | 2.5 | 0.70 |
| 1,2-Dichloroethene, Total | ND | | ug/l | 2.5 | 0.70 |
| Dibromomethane | ND | | ug/l | 5.0 | 1.0 |
| 1,2,3-Trichloropropane | ND | | ug/l | 2.5 | 0.70 |
| Acrylonitrile | ND | | ug/l | 5.0 | 1.5 |
| Styrene | ND | | ug/l | 2.5 | 0.70 |
| Dichlorodifluoromethane | ND | | ug/l | 5.0 | 1.0 |
| Acetone | ND | | ug/l | 5.0 | 1.5 |
| Carbon disulfide | ND | | ug/l | 5.0 | 1.0 |
| 2-Butanone | ND | | ug/l | 5.0 | 1.9 |
| Vinyl acetate | ND | | ug/l | 5.0 | 1.0 |
| 4-Methyl-2-pentanone | ND | | ug/l | 5.0 | 1.0 |
| 2-Hexanone | ND | | ug/l | 5.0 | 1.0 |
| Bromochloromethane | ND | | ug/l | 2.5 | 0.70 |
| 2,2-Dichloropropane | ND | | ug/l | 2.5 | 0.70 |
| 1,2-Dibromoethane | ND | | ug/l | 2.0 | 0.65 |
| 1,3-Dichloropropane | ND | | ug/l | 2.5 | 0.70 |
| 1,1,1,2-Tetrachloroethane | ND | | ug/l | 2.5 | 0.70 |
| Bromobenzene | ND | | ug/l | 2.5 | 0.70 |
| n-Butylbenzene | ND | | ug/l | 2.5 | 0.70 |
| sec-Butylbenzene | ND | | ug/l | 2.5 | 0.70 |
| tert-Butylbenzene | ND | | ug/l | 2.5 | 0.70 |

**Project Name:** NORTH MAIN STREET SITE **Lab Number:** L2304287

**Project Number:** 12814, PHASE 3 **Report Date:** 02/24/23

# Method Blank Analysis
## Batch Quality Control

Analytical Method: 1,8260D
Analytical Date: 01/26/23 18:38
Analyst: KJD

| Parameter | Result | Qualifier | Units | RL | MDL |
|---|---|---|---|---|---|
| Volatile Organics by GC/MS - Westborough Lab for sample(s): 01-02 Batch: WG1737822-5 | | | | | |
| o-Chlorotoluene | ND | | ug/l | 2.5 | 0.70 |
| p-Chlorotoluene | ND | | ug/l | 2.5 | 0.70 |
| 1,2-Dibromo-3-chloropropane | ND | | ug/l | 2.5 | 0.70 |
| Hexachlorobutadiene | ND | | ug/l | 2.5 | 0.70 |
| Isopropylbenzene | ND | | ug/l | 2.5 | 0.70 |
| p-Isopropyltoluene | ND | | ug/l | 2.5 | 0.70 |
| Naphthalene | ND | | ug/l | 2.5 | 0.70 |
| n-Propylbenzene | ND | | ug/l | 2.5 | 0.70 |
| 1,2,3-Trichlorobenzene | ND | | ug/l | 2.5 | 0.70 |
| 1,2,4-Trichlorobenzene | ND | | ug/l | 2.5 | 0.70 |
| 1,3,5-Trimethylbenzene | ND | | ug/l | 2.5 | 0.70 |
| 1,2,4-Trimethylbenzene | ND | | ug/l | 2.5 | 0.70 |
| 1,4-Dioxane | ND | | ug/l | 250 | 61. |
| p-Diethylbenzene | ND | | ug/l | 2.0 | 0.70 |
| p-Ethyltoluene | ND | | ug/l | 2.0 | 0.70 |
| 1,2,4,5-Tetramethylbenzene | ND | | ug/l | 2.0 | 0.54 |
| Ethyl ether | ND | | ug/l | 2.5 | 0.70 |
| trans-1,4-Dichloro-2-butene | ND | | ug/l | 2.5 | 0.70 |

Tentatively Identified Compounds

| | | | |
|---|---|---|---|
| Total TIC Compounds | 1.93 | J | ug/l |
| Sulfur Dioxide | 1.93 | NJ | ug/l |

**Project Name:** NORTH MAIN STREET SITE **Lab Number:** L2304287

**Project Number:** 12814, PHASE 3 **Report Date:** 02/24/23

# Method Blank Analysis
## Batch Quality Control

Analytical Method: 1,8260D
Analytical Date: 01/26/23 18:38
Analyst: KJD

| Parameter | Result | Qualifier | Units | RL | MDL |
|---|---|---|---|---|---|
| Volatile Organics by GC/MS - Westborough Lab for sample(s): 01-02 Batch: WG1737822-5 | | | | | |

| Surrogate | %Recovery | Qualifier | Acceptance Criteria |
|---|---|---|---|
| 1,2-Dichloroethane-d4 | 103 | | 70-130 |
| Toluene-d8 | 99 | | 70-130 |
| 4-Bromofluorobenzene | 99 | | 70-130 |
| Dibromofluoromethane | 105 | | 70-130 |

**Project Name:** NORTH MAIN STREET SITE **Lab Number:** L2304287

**Project Number:** 12814, PHASE 3 **Report Date:** 02/24/23

# Method Blank Analysis
## Batch Quality Control

Analytical Method: 1,8260D
Analytical Date: 01/26/23 09:38
Analyst: PID

| Parameter | Result | Qualifier | Units | RL | MDL |
|---|---|---|---|---|---|
| Volatile Organics by GC/MS - Westborough Lab for sample(s): 03-04 Batch: WG1737977-5 | | | | | |
| Methylene chloride | ND | | ug/l | 2.5 | 0.70 |
| 1,1-Dichloroethane | ND | | ug/l | 2.5 | 0.70 |
| Chloroform | ND | | ug/l | 2.5 | 0.70 |
| Carbon tetrachloride | ND | | ug/l | 0.50 | 0.13 |
| 1,2-Dichloropropane | ND | | ug/l | 1.0 | 0.14 |
| Dibromochloromethane | ND | | ug/l | 0.50 | 0.15 |
| 1,1,2-Trichloroethane | ND | | ug/l | 1.5 | 0.50 |
| Tetrachloroethene | ND | | ug/l | 0.50 | 0.18 |
| Chlorobenzene | ND | | ug/l | 2.5 | 0.70 |
| Trichlorofluoromethane | ND | | ug/l | 2.5 | 0.70 |
| 1,2-Dichloroethane | ND | | ug/l | 0.50 | 0.13 |
| 1,1,1-Trichloroethane | ND | | ug/l | 2.5 | 0.70 |
| Bromodichloromethane | ND | | ug/l | 0.50 | 0.19 |
| trans-1,3-Dichloropropene | ND | | ug/l | 0.50 | 0.16 |
| cis-1,3-Dichloropropene | ND | | ug/l | 0.50 | 0.14 |
| 1,3-Dichloropropene, Total | ND | | ug/l | 0.50 | 0.14 |
| 1,1-Dichloropropene | ND | | ug/l | 2.5 | 0.70 |
| Bromoform | ND | | ug/l | 2.0 | 0.65 |
| 1,1,2,2-Tetrachloroethane | ND | | ug/l | 0.50 | 0.17 |
| Benzene | ND | | ug/l | 0.50 | 0.16 |
| Toluene | ND | | ug/l | 2.5 | 0.70 |
| Ethylbenzene | ND | | ug/l | 2.5 | 0.70 |
| Chloromethane | ND | | ug/l | 2.5 | 0.70 |
| Bromomethane | ND | | ug/l | 2.5 | 0.70 |
| Vinyl chloride | ND | | ug/l | 1.0 | 0.07 |
| Chloroethane | ND | | ug/l | 2.5 | 0.70 |
| 1,1-Dichloroethene | ND | | ug/l | 0.50 | 0.17 |
| trans-1,2-Dichloroethene | ND | | ug/l | 2.5 | 0.70 |
| Trichloroethene | ND | | ug/l | 0.50 | 0.18 |

**Project Name:** NORTH MAIN STREET SITE **Lab Number:** L2304287

**Project Number:** 12814, PHASE 3 **Report Date:** 02/24/23

# Method Blank Analysis
## Batch Quality Control

Analytical Method: 1,8260D
Analytical Date: 01/26/23 09:38
Analyst: PID

| Parameter | Result | Qualifier | Units | RL | MDL |
|---|---|---|---|---|---|
| Volatile Organics by GC/MS - Westborough Lab for sample(s): 03-04 Batch: WG1737977-5 | | | | | |
| 1,2-Dichlorobenzene | ND | | ug/l | 2.5 | 0.70 |
| 1,3-Dichlorobenzene | ND | | ug/l | 2.5 | 0.70 |
| 1,4-Dichlorobenzene | ND | | ug/l | 2.5 | 0.70 |
| Methyl tert butyl ether | ND | | ug/l | 2.5 | 0.70 |
| p/m-Xylene | ND | | ug/l | 2.5 | 0.70 |
| o-Xylene | ND | | ug/l | 2.5 | 0.70 |
| Xylenes, Total | ND | | ug/l | 2.5 | 0.70 |
| cis-1,2-Dichloroethene | ND | | ug/l | 2.5 | 0.70 |
| 1,2-Dichloroethene, Total | ND | | ug/l | 2.5 | 0.70 |
| Dibromomethane | ND | | ug/l | 5.0 | 1.0 |
| 1,2,3-Trichloropropane | ND | | ug/l | 2.5 | 0.70 |
| Acrylonitrile | ND | | ug/l | 5.0 | 1.5 |
| Styrene | ND | | ug/l | 2.5 | 0.70 |
| Dichlorodifluoromethane | ND | | ug/l | 5.0 | 1.0 |
| Acetone | ND | | ug/l | 5.0 | 1.5 |
| Carbon disulfide | ND | | ug/l | 5.0 | 1.0 |
| 2-Butanone | ND | | ug/l | 5.0 | 1.9 |
| Vinyl acetate | ND | | ug/l | 5.0 | 1.0 |
| 4-Methyl-2-pentanone | ND | | ug/l | 5.0 | 1.0 |
| 2-Hexanone | ND | | ug/l | 5.0 | 1.0 |
| Bromochloromethane | ND | | ug/l | 2.5 | 0.70 |
| 2,2-Dichloropropane | ND | | ug/l | 2.5 | 0.70 |
| 1,2-Dibromoethane | ND | | ug/l | 2.0 | 0.65 |
| 1,3-Dichloropropane | ND | | ug/l | 2.5 | 0.70 |
| 1,1,1,2-Tetrachloroethane | ND | | ug/l | 2.5 | 0.70 |
| Bromobenzene | ND | | ug/l | 2.5 | 0.70 |
| n-Butylbenzene | ND | | ug/l | 2.5 | 0.70 |
| sec-Butylbenzene | ND | | ug/l | 2.5 | 0.70 |
| tert-Butylbenzene | ND | | ug/l | 2.5 | 0.70 |

**Project Name:** NORTH MAIN STREET SITE **Lab Number:** L2304287

**Project Number:** 12814, PHASE 3 **Report Date:** 02/24/23

# Method Blank Analysis
## Batch Quality Control

Analytical Method: 1,8260D
Analytical Date: 01/26/23 09:38
Analyst: PID

| Parameter | Result | Qualifier | Units | RL | MDL |
|---|---|---|---|---|---|
| Volatile Organics by GC/MS - Westborough Lab for sample(s): 03-04 Batch: WG1737977-5 | | | | | |
| o-Chlorotoluene | ND | | ug/l | 2.5 | 0.70 |
| p-Chlorotoluene | ND | | ug/l | 2.5 | 0.70 |
| 1,2-Dibromo-3-chloropropane | ND | | ug/l | 2.5 | 0.70 |
| Hexachlorobutadiene | ND | | ug/l | 2.5 | 0.70 |
| Isopropylbenzene | ND | | ug/l | 2.5 | 0.70 |
| p-Isopropyltoluene | ND | | ug/l | 2.5 | 0.70 |
| Naphthalene | ND | | ug/l | 2.5 | 0.70 |
| n-Propylbenzene | ND | | ug/l | 2.5 | 0.70 |
| 1,2,3-Trichlorobenzene | ND | | ug/l | 2.5 | 0.70 |
| 1,2,4-Trichlorobenzene | ND | | ug/l | 2.5 | 0.70 |
| 1,3,5-Trimethylbenzene | ND | | ug/l | 2.5 | 0.70 |
| 1,2,4-Trimethylbenzene | ND | | ug/l | 2.5 | 0.70 |
| 1,4-Dioxane | ND | | ug/l | 250 | 61. |
| p-Diethylbenzene | ND | | ug/l | 2.0 | 0.70 |
| p-Ethyltoluene | ND | | ug/l | 2.0 | 0.70 |
| 1,2,4,5-Tetramethylbenzene | ND | | ug/l | 2.0 | 0.54 |
| Ethyl ether | ND | | ug/l | 2.5 | 0.70 |
| trans-1,4-Dichloro-2-butene | ND | | ug/l | 2.5 | 0.70 |

Tentatively Identified Compounds

| | | |
|---|---|---|
| No Tentatively Identified Compounds | ND | ug/l |

**Project Name:** NORTH MAIN STREET SITE **Lab Number:** L2304287

**Project Number:** 12814, PHASE 3 **Report Date:** 02/24/23

# Method Blank Analysis
## Batch Quality Control

Analytical Method: 1,8260D
Analytical Date: 01/26/23 09:38
Analyst: PID

| Parameter | Result | Qualifier | Units | RL | MDL |
|---|---|---|---|---|---|
| Volatile Organics by GC/MS - Westborough Lab for sample(s): 03-04 Batch: WG1737977-5 | | | | | |

| Surrogate | %Recovery | Qualifier | Acceptance Criteria |
|---|---|---|---|
| 1,2-Dichloroethane-d4 | 115 | | 70-130 |
| Toluene-d8 | 98 | | 70-130 |
| 4-Bromofluorobenzene | 101 | | 70-130 |
| Dibromofluoromethane | 120 | | 70-130 |

# Lab Control Sample Analysis
## Batch Quality Control

**Project Name:** NORTH MAIN STREET SITE
**Project Number:** 12814, PHASE 3

**Lab Number:** L2304287
**Report Date:** 02/24/23

| Parameter | LCS %Recovery | Qual | LCSD %Recovery | Qual | %Recovery Limits | RPD | Qual | RPD Limits |
|---|---|---|---|---|---|---|---|---|
| Volatile Organics by GC/MS - Westborough Lab Associated sample(s): 01-02 Batch: WG1737822-3 WG1737822-4 | | | | | | | | |
| Methylene chloride | 98 | | 98 | | 70-130 | 0 | | 20 |
| 1,1-Dichloroethane | 98 | | 99 | | 70-130 | 1 | | 20 |
| Chloroform | 97 | | 98 | | 70-130 | 1 | | 20 |
| Carbon tetrachloride | 110 | | 110 | | 63-132 | 0 | | 20 |
| 1,2-Dichloropropane | 95 | | 94 | | 70-130 | 1 | | 20 |
| Dibromochloromethane | 97 | | 99 | | 63-130 | 2 | | 20 |
| 1,1,2-Trichloroethane | 98 | | 100 | | 70-130 | 2 | | 20 |
| Tetrachloroethene | 110 | | 110 | | 70-130 | 0 | | 20 |
| Chlorobenzene | 100 | | 99 | | 75-130 | 1 | | 20 |
| Trichlorofluoromethane | 89 | | 89 | | 62-150 | 0 | | 20 |
| 1,2-Dichloroethane | 94 | | 94 | | 70-130 | 0 | | 20 |
| 1,1,1-Trichloroethane | 100 | | 100 | | 67-130 | 0 | | 20 |
| Bromodichloromethane | 98 | | 96 | | 67-130 | 2 | | 20 |
| trans-1,3-Dichloropropene | 95 | | 95 | | 70-130 | 0 | | 20 |
| cis-1,3-Dichloropropene | 97 | | 97 | | 70-130 | 0 | | 20 |
| 1,1-Dichloropropene | 100 | | 100 | | 70-130 | 0 | | 20 |
| Bromoform | 95 | | 98 | | 54-136 | 3 | | 20 |
| 1,1,2,2-Tetrachloroethane | 95 | | 98 | | 67-130 | 3 | | 20 |
| Benzene | 98 | | 98 | | 70-130 | 0 | | 20 |
| Toluene | 100 | | 99 | | 70-130 | 1 | | 20 |
| Ethylbenzene | 99 | | 98 | | 70-130 | 1 | | 20 |
| Chloromethane | 95 | | 92 | | 64-130 | 3 | | 20 |
| Bromomethane | 64 | | 69 | | 39-139 | 8 | | 20 |

# Lab Control Sample Analysis
## Batch Quality Control

**Project Name:** NORTH MAIN STREET SITE
**Project Number:** 12814, PHASE 3

**Lab Number:** L2304287
**Report Date:** 02/24/23

| Parameter | LCS %Recovery | Qual | LCSD %Recovery | Qual | %Recovery Limits | RPD | Qual | RPD Limits |
|---|---|---|---|---|---|---|---|---|
| Volatile Organics by GC/MS - Westborough Lab Associated sample(s): 01-02 Batch: WG1737822-3 WG1737822-4 | | | | | | | | |
| Vinyl chloride | 100 | | 100 | | 55-140 | 0 | | 20 |
| Chloroethane | 98 | | 96 | | 55-138 | 2 | | 20 |
| 1,1-Dichloroethene | 110 | | 110 | | 61-145 | 0 | | 20 |
| trans-1,2-Dichloroethene | 100 | | 100 | | 70-130 | 0 | | 20 |
| Trichloroethene | 96 | | 97 | | 70-130 | 1 | | 20 |
| 1,2-Dichlorobenzene | 99 | | 99 | | 70-130 | 0 | | 20 |
| 1,3-Dichlorobenzene | 100 | | 100 | | 70-130 | 0 | | 20 |
| 1,4-Dichlorobenzene | 99 | | 99 | | 70-130 | 0 | | 20 |
| Methyl tert butyl ether | 99 | | 100 | | 63-130 | 1 | | 20 |
| p/m-Xylene | 100 | | 100 | | 70-130 | 0 | | 20 |
| o-Xylene | 105 | | 105 | | 70-130 | 0 | | 20 |
| cis-1,2-Dichloroethene | 100 | | 100 | | 70-130 | 0 | | 20 |
| Dibromomethane | 96 | | 98 | | 70-130 | 2 | | 20 |
| 1,2,3-Trichloropropane | 93 | | 96 | | 64-130 | 3 | | 20 |
| Acrylonitrile | 91 | | 91 | | 70-130 | 0 | | 20 |
| Styrene | 110 | | 110 | | 70-130 | 0 | | 20 |
| Dichlorodifluoromethane | 100 | | 100 | | 36-147 | 0 | | 20 |
| Acetone | 79 | | 93 | | 58-148 | 16 | | 20 |
| Carbon disulfide | **180** | Q | **180** | Q | 51-130 | 0 | | 20 |
| 2-Butanone | 82 | | 90 | | 63-138 | 9 | | 20 |
| Vinyl acetate | 110 | | 110 | | 70-130 | 0 | | 20 |
| 4-Methyl-2-pentanone | 94 | | 97 | | 59-130 | 3 | | 20 |
| 2-Hexanone | 85 | | 91 | | 57-130 | 7 | | 20 |

# Lab Control Sample Analysis
## Batch Quality Control

**Project Name:** NORTH MAIN STREET SITE
**Project Number:** 12814, PHASE 3

**Lab Number:** L2304287
**Report Date:** 02/24/23

| Parameter | LCS %Recovery | Qual | LCSD %Recovery | Qual | %Recovery Limits | RPD | Qual | RPD Limits |
|---|---|---|---|---|---|---|---|---|
| Volatile Organics by GC/MS - Westborough Lab Associated sample(s): 01-02 Batch: WG1737822-3 WG1737822-4 | | | | | | | | |
| Bromochloromethane | 100 | | 100 | | 70-130 | 0 | | 20 |
| 2,2-Dichloropropane | 110 | | 110 | | 63-133 | 0 | | 20 |
| 1,2-Dibromoethane | 99 | | 98 | | 70-130 | 1 | | 20 |
| 1,3-Dichloropropane | 97 | | 97 | | 70-130 | 0 | | 20 |
| 1,1,1,2-Tetrachloroethane | 100 | | 100 | | 64-130 | 0 | | 20 |
| Bromobenzene | 97 | | 97 | | 70-130 | 0 | | 20 |
| n-Butylbenzene | 100 | | 100 | | 53-136 | 0 | | 20 |
| sec-Butylbenzene | 100 | | 100 | | 70-130 | 0 | | 20 |
| tert-Butylbenzene | 100 | | 100 | | 70-130 | 0 | | 20 |
| o-Chlorotoluene | 95 | | 94 | | 70-130 | 1 | | 20 |
| p-Chlorotoluene | 98 | | 98 | | 70-130 | 0 | | 20 |
| 1,2-Dibromo-3-chloropropane | 90 | | 95 | | 41-144 | 5 | | 20 |
| Hexachlorobutadiene | 110 | | 110 | | 63-130 | 0 | | 20 |
| Isopropylbenzene | 100 | | 99 | | 70-130 | 1 | | 20 |
| p-Isopropyltoluene | 100 | | 100 | | 70-130 | 0 | | 20 |
| Naphthalene | 100 | | 110 | | 70-130 | 10 | | 20 |
| n-Propylbenzene | 100 | | 100 | | 69-130 | 0 | | 20 |
| 1,2,3-Trichlorobenzene | 100 | | 110 | | 70-130 | 10 | | 20 |
| 1,2,4-Trichlorobenzene | 100 | | 100 | | 70-130 | 0 | | 20 |
| 1,3,5-Trimethylbenzene | 100 | | 100 | | 64-130 | 0 | | 20 |
| 1,2,4-Trimethylbenzene | 99 | | 98 | | 70-130 | 1 | | 20 |
| 1,4-Dioxane | 102 | | 100 | | 56-162 | 2 | | 20 |
| p-Diethylbenzene | 100 | | 100 | | 70-130 | 0 | | 20 |

# Lab Control Sample Analysis
## Batch Quality Control

**Project Name:** NORTH MAIN STREET SITE
**Project Number:** 12814, PHASE 3

**Lab Number:** L2304287
**Report Date:** 02/24/23

| Parameter | LCS %Recovery | Qual | LCSD %Recovery | Qual | %Recovery Limits | RPD | Qual | RPD Limits |
|---|---|---|---|---|---|---|---|---|
| Volatile Organics by GC/MS - Westborough Lab Associated sample(s): 01-02 Batch: WG1737822-3 WG1737822-4 | | | | | | | | |
| p-Ethyltoluene | 100 | | 100 | | 70-130 | 0 | | 20 |
| 1,2,4,5-Tetramethylbenzene | 100 | | 100 | | 70-130 | 0 | | 20 |
| Ethyl ether | 88 | | 92 | | 59-134 | 4 | | 20 |
| trans-1,4-Dichloro-2-butene | 71 | | 73 | | 70-130 | 3 | | 20 |

| Surrogate | LCS %Recovery | Qual | LCSD %Recovery | Qual | Acceptance Criteria |
|---|---|---|---|---|---|
| 1,2-Dichloroethane-d4 | 104 | | 105 | | 70-130 |
| Toluene-d8 | 104 | | 102 | | 70-130 |
| 4-Bromofluorobenzene | 99 | | 98 | | 70-130 |
| Dibromofluoromethane | 102 | | 104 | | 70-130 |

# Lab Control Sample Analysis
## Batch Quality Control

**Project Name:** NORTH MAIN STREET SITE
**Project Number:** 12814, PHASE 3

**Lab Number:** L2304287
**Report Date:** 02/24/23

| Parameter | LCS %Recovery | Qual | LCSD %Recovery | Qual | %Recovery Limits | RPD | Qual | RPD Limits |
|---|---|---|---|---|---|---|---|---|
| Volatile Organics by GC/MS - Westborough Lab Associated sample(s): 03-04 Batch: WG1737977-3 WG1737977-4 | | | | | | | | |
| Methylene chloride | 110 | | 120 | | 70-130 | 9 | | 20 |
| 1,1-Dichloroethane | 100 | | 110 | | 70-130 | 10 | | 20 |
| Chloroform | 110 | | 110 | | 70-130 | 0 | | 20 |
| Carbon tetrachloride | 100 | | 110 | | 63-132 | 10 | | 20 |
| 1,2-Dichloropropane | 98 | | 110 | | 70-130 | 12 | | 20 |
| Dibromochloromethane | 79 | | 81 | | 63-130 | 3 | | 20 |
| 1,1,2-Trichloroethane | 86 | | 90 | | 70-130 | 5 | | 20 |
| Tetrachloroethene | 94 | | 95 | | 70-130 | 1 | | 20 |
| Chlorobenzene | 94 | | 99 | | 75-130 | 5 | | 20 |
| Trichlorofluoromethane | 110 | | 110 | | 62-150 | 0 | | 20 |
| 1,2-Dichloroethane | 100 | | 100 | | 70-130 | 0 | | 20 |
| 1,1,1-Trichloroethane | 110 | | 110 | | 67-130 | 0 | | 20 |
| Bromodichloromethane | 96 | | 100 | | 67-130 | 4 | | 20 |
| trans-1,3-Dichloropropene | 87 | | 90 | | 70-130 | 3 | | 20 |
| cis-1,3-Dichloropropene | 98 | | 100 | | 70-130 | 2 | | 20 |
| 1,1-Dichloropropene | 96 | | 100 | | 70-130 | 4 | | 20 |
| Bromoform | 78 | | 81 | | 54-136 | 4 | | 20 |
| 1,1,2,2-Tetrachloroethane | 93 | | 100 | | 67-130 | 7 | | 20 |
| Benzene | 100 | | 110 | | 70-130 | 10 | | 20 |
| Toluene | 99 | | 100 | | 70-130 | 1 | | 20 |
| Ethylbenzene | 98 | | 100 | | 70-130 | 2 | | 20 |
| Chloromethane | 100 | | 110 | | 64-130 | 10 | | 20 |
| Bromomethane | 93 | | 98 | | 39-139 | 5 | | 20 |

# Lab Control Sample Analysis
## Batch Quality Control

**Project Name:** NORTH MAIN STREET SITE
**Project Number:** 12814, PHASE 3

**Lab Number:** L2304287
**Report Date:** 02/24/23

| Parameter | LCS %Recovery | Qual | LCSD %Recovery | Qual | %Recovery Limits | RPD | Qual | RPD Limits |
|---|---|---|---|---|---|---|---|---|
| Volatile Organics by GC/MS - Westborough Lab Associated sample(s): 03-04 Batch: WG1737977-3 WG1737977-4 | | | | | | | | |
| Vinyl chloride | 100 | | 110 | | 55-140 | 10 | | 20 |
| Chloroethane | 100 | | 110 | | 55-138 | 10 | | 20 |
| 1,1-Dichloroethene | 110 | | 110 | | 61-145 | 0 | | 20 |
| trans-1,2-Dichloroethene | 100 | | 110 | | 70-130 | 10 | | 20 |
| Trichloroethene | 88 | | 100 | | 70-130 | 13 | | 20 |
| 1,2-Dichlorobenzene | 97 | | 100 | | 70-130 | 3 | | 20 |
| 1,3-Dichlorobenzene | 98 | | 100 | | 70-130 | 2 | | 20 |
| 1,4-Dichlorobenzene | 98 | | 100 | | 70-130 | 2 | | 20 |
| Methyl tert butyl ether | 89 | | 98 | | 63-130 | 10 | | 20 |
| p/m-Xylene | 100 | | 105 | | 70-130 | 5 | | 20 |
| o-Xylene | 100 | | 100 | | 70-130 | 0 | | 20 |
| cis-1,2-Dichloroethene | 110 | | 110 | | 70-130 | 0 | | 20 |
| Dibromomethane | 110 | | 110 | | 70-130 | 0 | | 20 |
| 1,2,3-Trichloropropane | 89 | | 94 | | 64-130 | 5 | | 20 |
| Acrylonitrile | 110 | | 110 | | 70-130 | 0 | | 20 |
| Styrene | 100 | | 105 | | 70-130 | 5 | | 20 |
| Dichlorodifluoromethane | 110 | | 110 | | 36-147 | 0 | | 20 |
| Acetone | 100 | | 100 | | 58-148 | 0 | | 20 |
| Carbon disulfide | 110 | | 110 | | 51-130 | 0 | | 20 |
| 2-Butanone | 89 | | 97 | | 63-138 | 9 | | 20 |
| Vinyl acetate | 110 | | 120 | | 70-130 | 9 | | 20 |
| 4-Methyl-2-pentanone | 86 | | 98 | | 59-130 | 13 | | 20 |
| 2-Hexanone | 81 | | 89 | | 57-130 | 9 | | 20 |

# Lab Control Sample Analysis
## Batch Quality Control

**Project Name:** NORTH MAIN STREET SITE
**Project Number:** 12814, PHASE 3

**Lab Number:** L2304287
**Report Date:** 02/24/23

| Parameter | LCS %Recovery | Qual | LCSD %Recovery | Qual | %Recovery Limits | RPD | Qual | RPD Limits |
|---|---|---|---|---|---|---|---|---|
| Volatile Organics by GC/MS - Westborough Lab Associated sample(s): 03-04 Batch: WG1737977-3 WG1737977-4 | | | | | | | | |
| Bromochloromethane | 110 | | 110 | | 70-130 | 0 | | 20 |
| 2,2-Dichloropropane | 110 | | 110 | | 63-133 | 0 | | 20 |
| 1,2-Dibromoethane | 87 | | 87 | | 70-130 | 0 | | 20 |
| 1,3-Dichloropropane | 87 | | 93 | | 70-130 | 7 | | 20 |
| 1,1,1,2-Tetrachloroethane | 85 | | 83 | | 64-130 | 2 | | 20 |
| Bromobenzene | 93 | | 99 | | 70-130 | 6 | | 20 |
| n-Butylbenzene | 100 | | 110 | | 53-136 | 10 | | 20 |
| sec-Butylbenzene | 100 | | 110 | | 70-130 | 10 | | 20 |
| tert-Butylbenzene | 100 | | 100 | | 70-130 | 0 | | 20 |
| o-Chlorotoluene | 100 | | 110 | | 70-130 | 10 | | 20 |
| p-Chlorotoluene | 100 | | 100 | | 70-130 | 0 | | 20 |
| 1,2-Dibromo-3-chloropropane | 90 | | 98 | | 41-144 | 9 | | 20 |
| Hexachlorobutadiene | 100 | | 100 | | 63-130 | 0 | | 20 |
| Isopropylbenzene | 100 | | 100 | | 70-130 | 0 | | 20 |
| p-Isopropyltoluene | 100 | | 100 | | 70-130 | 0 | | 20 |
| Naphthalene | 92 | | 98 | | 70-130 | 6 | | 20 |
| n-Propylbenzene | 100 | | 100 | | 69-130 | 0 | | 20 |
| 1,2,3-Trichlorobenzene | 94 | | 100 | | 70-130 | 6 | | 20 |
| 1,2,4-Trichlorobenzene | 95 | | 99 | | 70-130 | 4 | | 20 |
| 1,3,5-Trimethylbenzene | 96 | | 100 | | 64-130 | 4 | | 20 |
| 1,2,4-Trimethylbenzene | 95 | | 99 | | 70-130 | 4 | | 20 |
| 1,4-Dioxane | 106 | | 124 | | 56-162 | 16 | | 20 |
| p-Diethylbenzene | 98 | | 100 | | 70-130 | 2 | | 20 |

# Lab Control Sample Analysis
## Batch Quality Control

**Project Name:** NORTH MAIN STREET SITE
**Project Number:** 12814, PHASE 3

**Lab Number:** L2304287
**Report Date:** 02/24/23

| Parameter | LCS %Recovery | Qual | LCSD %Recovery | Qual | %Recovery Limits | RPD | Qual | RPD Limits |
|---|---|---|---|---|---|---|---|---|
| Volatile Organics by GC/MS - Westborough Lab Associated sample(s): 03-04 Batch: WG1737977-3 WG1737977-4 | | | | | | | | |
| p-Ethyltoluene | 100 | | 100 | | 70-130 | 0 | | 20 |
| 1,2,4,5-Tetramethylbenzene | 93 | | 96 | | 70-130 | 3 | | 20 |
| Ethyl ether | 91 | | 100 | | 59-134 | 9 | | 20 |
| trans-1,4-Dichloro-2-butene | 92 | | 98 | | 70-130 | 6 | | 20 |

| Surrogate | LCS %Recovery | Qual | LCSD %Recovery | Qual | Acceptance Criteria |
|---|---|---|---|---|---|
| 1,2-Dichloroethane-d4 | 106 | | 106 | | 70-130 |
| Toluene-d8 | 100 | | 100 | | 70-130 |
| 4-Bromofluorobenzene | 100 | | 103 | | 70-130 |
| Dibromofluoromethane | 105 | | 108 | | 70-130 |

# SEMIVOLATILES

**Project Name:** NORTH MAIN STREET SITE
**Project Number:** 12814, PHASE 3
**Lab Number:** L2304287
**Report Date:** 02/24/23

## SAMPLE RESULTS

Lab ID: L2304287-01
Client ID: TWP-201
Sample Location: 128-158 NORTH MAIN ST. PORT CHESTER NY

Date Collected: 01/25/23 09:30
Date Received: 01/25/23
Field Prep: Not Specified

Sample Depth:
Matrix: Water
Analytical Method: 1,8270E
Analytical Date: 01/28/23 15:44
Analyst: SZ

Extraction Method: EPA 3510C
Extraction Date: 01/27/23 19:47

| Parameter | Result | Qualifier | Units | RL | MDL | Dilution Factor |
|---|---|---|---|---|---|---|
| **Semivolatile Organics by GC/MS - Westborough Lab** | | | | | | |
| 1,2,4-Trichlorobenzene | ND | | ug/l | 5.0 | 0.50 | 1 |
| Bis(2-chloroethyl)ether | ND | | ug/l | 2.0 | 0.50 | 1 |
| 1,2-Dichlorobenzene | ND | | ug/l | 2.0 | 0.45 | 1 |
| 1,3-Dichlorobenzene | ND | | ug/l | 2.0 | 0.40 | 1 |
| 1,4-Dichlorobenzene | ND | | ug/l | 2.0 | 0.43 | 1 |
| 3,3'-Dichlorobenzidine | ND | | ug/l | 5.0 | 1.6 | 1 |
| 2,4-Dinitrotoluene | ND | | ug/l | 5.0 | 1.2 | 1 |
| 2,6-Dinitrotoluene | ND | | ug/l | 5.0 | 0.93 | 1 |
| 4-Chlorophenyl phenyl ether | ND | | ug/l | 2.0 | 0.49 | 1 |
| 4-Bromophenyl phenyl ether | ND | | ug/l | 2.0 | 0.38 | 1 |
| Bis(2-chloroisopropyl)ether | ND | | ug/l | 2.0 | 0.53 | 1 |
| Bis(2-chloroethoxy)methane | ND | | ug/l | 5.0 | 0.50 | 1 |
| Hexachlorocyclopentadiene | ND | | ug/l | 20 | 0.69 | 1 |
| Isophorone | ND | | ug/l | 5.0 | 1.2 | 1 |
| Nitrobenzene | ND | | ug/l | 2.0 | 0.77 | 1 |
| NDPA/DPA | ND | | ug/l | 2.0 | 0.42 | 1 |
| n-Nitrosodi-n-propylamine | ND | | ug/l | 5.0 | 0.64 | 1 |
| Bis(2-ethylhexyl)phthalate | ND | | ug/l | 3.0 | 1.5 | 1 |
| Butyl benzyl phthalate | ND | | ug/l | 5.0 | 1.2 | 1 |
| Di-n-butylphthalate | ND | | ug/l | 5.0 | 0.39 | 1 |
| Di-n-octylphthalate | ND | | ug/l | 5.0 | 1.3 | 1 |
| Diethyl phthalate | ND | | ug/l | 5.0 | 0.38 | 1 |
| Dimethyl phthalate | ND | | ug/l | 5.0 | 1.8 | 1 |
| Biphenyl | ND | | ug/l | 2.0 | 0.46 | 1 |
| 4-Chloroaniline | ND | | ug/l | 5.0 | 1.1 | 1 |
| 2-Nitroaniline | ND | | ug/l | 5.0 | 0.50 | 1 |
| 3-Nitroaniline | ND | | ug/l | 5.0 | 0.81 | 1 |
| 4-Nitroaniline | ND | | ug/l | 5.0 | 0.80 | 1 |

**Project Name:** NORTH MAIN STREET SITE **Lab Number:** L2304287

**Project Number:** 12814, PHASE 3 **Report Date:** 02/24/23

## SAMPLE RESULTS

Lab ID: L2304287-01 Date Collected: 01/25/23 09:30

Client ID: TWP-201 Date Received: 01/25/23

Sample Location: 128-158 NORTH MAIN ST. PORT CHESTER NY Field Prep: Not Specified

Sample Depth:

| Parameter | Result | Qualifier | Units | RL | MDL | Dilution Factor |
|---|---|---|---|---|---|---|
| Semivolatile Organics by GC/MS - Westborough Lab | | | | | | |
| Dibenzofuran | ND | | ug/l | 2.0 | 0.50 | 1 |
| 1,2,4,5-Tetrachlorobenzene | ND | | ug/l | 10 | 0.44 | 1 |
| Acetophenone | ND | | ug/l | 5.0 | 0.53 | 1 |
| 2,4,6-Trichlorophenol | ND | | ug/l | 5.0 | 0.61 | 1 |
| p-Chloro-m-cresol | ND | | ug/l | 2.0 | 0.35 | 1 |
| 2-Chlorophenol | ND | | ug/l | 2.0 | 0.48 | 1 |
| 2,4-Dichlorophenol | ND | | ug/l | 5.0 | 0.41 | 1 |
| 2,4-Dimethylphenol | ND | | ug/l | 5.0 | 1.8 | 1 |
| 2-Nitrophenol | ND | | ug/l | 10 | 0.85 | 1 |
| 4-Nitrophenol | ND | | ug/l | 10 | 0.67 | 1 |
| 2,4-Dinitrophenol | ND | | ug/l | 20 | 6.6 | 1 |
| 4,6-Dinitro-o-cresol | ND | | ug/l | 10 | 1.8 | 1 |
| Phenol | ND | | ug/l | 5.0 | 0.57 | 1 |
| 2-Methylphenol | ND | | ug/l | 5.0 | 0.49 | 1 |
| 3-Methylphenol/4-Methylphenol | ND | | ug/l | 5.0 | 0.48 | 1 |
| 2,4,5-Trichlorophenol | ND | | ug/l | 5.0 | 0.77 | 1 |
| Benzoic Acid | ND | | ug/l | 50 | 2.6 | 1 |
| Benzyl Alcohol | ND | | ug/l | 2.0 | 0.59 | 1 |
| Carbazole | ND | | ug/l | 2.0 | 0.49 | 1 |

**Project Name:** NORTH MAIN STREET SITE **Lab Number:** L2304287

**Project Number:** 12814, PHASE 3 **Report Date:** 02/24/23

## SAMPLE RESULTS

Lab ID: L2304287-01 Date Collected: 01/25/23 09:30

Client ID: TWP-201 Date Received: 01/25/23

Sample Location: 128-158 NORTH MAIN ST. PORT CHESTER NY Field Prep: Not Specified

Sample Depth:

| Parameter | Result | Qualifier | Units | RL | MDL | Dilution Factor |
|---|---|---|---|---|---|---|
| Semivolatile Organics by GC/MS - Westborough Lab | | | | | | |
| Tentatively Identified Compounds | | | | | | |
| Total TIC Compounds | 105 | J | ug/l | | | 1 |
| Unknown | 5.27 | J | ug/l | | | 1 |
| Unknown | 3.42 | J | ug/l | | | 1 |
| Unknown | 12.8 | JB | ug/l | | | 1 |
| Unknown | 3.13 | J | ug/l | | | 1 |
| Unknown | 3.67 | JB | ug/l | | | 1 |
| Unknown | 1.82 | J | ug/l | | | 1 |
| Unknown | 2.84 | J | ug/l | | | 1 |
| Unknown | 2.33 | J | ug/l | | | 1 |
| Unknown | 3.24 | J | ug/l | | | 1 |
| Unknown Alkene | 5.49 | J | ug/l | | | 1 |
| Unknown Organic Acid | 2.00 | J | ug/l | | | 1 |
| Unknown Organic Acid | 2.25 | J | ug/l | | | 1 |
| Unknown Organic Acid | 19.6 | JB | ug/l | | | 1 |
| Unknown Organic Acid | 33.8 | JB | ug/l | | | 1 |
| Unknown Phenol | 3.53 | J | ug/l | | | 1 |

| Surrogate | % Recovery | Qualifier | Acceptance Criteria |
|---|---|---|---|
| 2-Fluorophenol | 40 | | 21-120 |
| Phenol-d6 | 56 | | 10-120 |
| Nitrobenzene-d5 | 100 | | 23-120 |
| 2-Fluorobiphenyl | 78 | | 15-120 |
| 2,4,6-Tribromophenol | 30 | | 10-120 |
| 4-Terphenyl-d14 | 73 | | 41-149 |

**Project Name:** NORTH MAIN STREET SITE
**Project Number:** 12814, PHASE 3
**Lab Number:** L2304287
**Report Date:** 02/24/23

## SAMPLE RESULTS

Lab ID: L2304287-01
Client ID: TWP-201
Sample Location: 128-158 NORTH MAIN ST. PORT CHESTER NY

Date Collected: 01/25/23 09:30
Date Received: 01/25/23
Field Prep: Not Specified

Sample Depth:
Matrix: Water
Analytical Method: 1,8270E-SIM
Analytical Date: 01/29/23 12:52
Analyst: JJW

Extraction Method: EPA 3510C
Extraction Date: 01/27/23 19:47

| Parameter | Result | Qualifier | Units | RL | MDL | Dilution Factor |
|---|---|---|---|---|---|---|
| Semivolatile Organics by GC/MS-SIM - Westborough Lab | | | | | | |
| Acenaphthene | ND | | ug/l | 0.10 | 0.01 | 1 |
| 2-Chloronaphthalene | ND | | ug/l | 0.20 | 0.02 | 1 |
| Fluoranthene | 0.07 | J | ug/l | 0.10 | 0.02 | 1 |
| Hexachlorobutadiene | ND | | ug/l | 0.50 | 0.05 | 1 |
| Naphthalene | ND | | ug/l | 0.10 | 0.05 | 1 |
| Benzo(a)anthracene | 0.06 | J | ug/l | 0.10 | 0.02 | 1 |
| Benzo(a)pyrene | 0.04 | J | ug/l | 0.10 | 0.02 | 1 |
| Benzo(b)fluoranthene | 0.05 | J | ug/l | 0.10 | 0.01 | 1 |
| Benzo(k)fluoranthene | 0.02 | J | ug/l | 0.10 | 0.01 | 1 |
| Chrysene | 0.04 | J | ug/l | 0.10 | 0.01 | 1 |
| Acenaphthylene | ND | | ug/l | 0.10 | 0.01 | 1 |
| Anthracene | 0.07 | J | ug/l | 0.10 | 0.01 | 1 |
| Benzo(ghi)perylene | 0.04 | J | ug/l | 0.10 | 0.01 | 1 |
| Fluorene | ND | | ug/l | 0.10 | 0.01 | 1 |
| Phenanthrene | 0.06 | J | ug/l | 0.10 | 0.02 | 1 |
| Dibenzo(a,h)anthracene | ND | | ug/l | 0.10 | 0.01 | 1 |
| Indeno(1,2,3-cd)pyrene | 0.04 | J | ug/l | 0.10 | 0.01 | 1 |
| Pyrene | 0.07 | J | ug/l | 0.10 | 0.02 | 1 |
| 2-Methylnaphthalene | ND | | ug/l | 0.10 | 0.02 | 1 |
| Pentachlorophenol | ND | | ug/l | 0.80 | 0.01 | 1 |
| Hexachlorobenzene | ND | | ug/l | 0.80 | 0.01 | 1 |
| Hexachloroethane | ND | | ug/l | 0.80 | 0.06 | 1 |

**Project Name:** NORTH MAIN STREET SITE **Lab Number:** L2304287

**Project Number:** 12814, PHASE 3 **Report Date:** 02/24/23

## SAMPLE RESULTS

| | | | |
|---|---|---|---|
| Lab ID: | L2304287-01 | Date Collected: | 01/25/23 09:30 |
| Client ID: | TWP-201 | Date Received: | 01/25/23 |
| Sample Location: | 128-158 NORTH MAIN ST. PORT CHESTER NY | Field Prep: | Not Specified |

Sample Depth:

| Parameter | Result | Qualifier | Units | RL | MDL | Dilution Factor |
|---|---|---|---|---|---|---|

Semivolatile Organics by GC/MS-SIM - Westborough Lab

| Surrogate | % Recovery | Qualifier | Acceptance Criteria |
|---|---|---|---|
| 2-Fluorophenol | 51 | | 21-120 |
| Phenol-d6 | 62 | | 10-120 |
| Nitrobenzene-d5 | 114 | | 23-120 |
| 2-Fluorobiphenyl | 91 | | 15-120 |
| 2,4,6-Tribromophenol | 37 | | 10-120 |
| 4-Terphenyl-d14 | 95 | | 41-149 |

**Project Name:** NORTH MAIN STREET SITE
**Project Number:** 12814, PHASE 3
**Lab Number:** L2304287
**Report Date:** 02/24/23

## SAMPLE RESULTS

Lab ID: L2304287-01
Client ID: TWP-201
Sample Location: 128-158 NORTH MAIN ST. PORT CHESTER NY

Date Collected: 01/25/23 09:30
Date Received: 01/25/23
Field Prep: Not Specified

Sample Depth:
Matrix: Water
Analytical Method: 1,8270E-SIM
Analytical Date: 02/02/23 02:35
Analyst: AMV

Extraction Method: EPA 3510C
Extraction Date: 01/27/23 11:11

| Parameter | Result | Qualifier | Units | RL | MDL | Dilution Factor |
|---|---|---|---|---|---|---|
| 1,4 Dioxane by 8270E-SIM - Mansfield Lab | | | | | | |
| 1,4-Dioxane | ND | | ng/l | 139 | 31.4 | 1 |

| Surrogate | % Recovery | Qualifier | Acceptance Criteria |
|---|---|---|---|
| 1,4-Dioxane-d8 | 45 | | 15-110 |

**Project Name:** NORTH MAIN STREET SITE **Lab Number:** L2304287

**Project Number:** 12814, PHASE 3 **Report Date:** 02/24/23

## SAMPLE RESULTS

Lab ID: L2304287-01 R
Client ID: TWP-201
Sample Location: 128-158 NORTH MAIN ST. PORT CHESTER NY

Date Collected: 01/25/23 09:30
Date Received: 01/25/23
Field Prep: Not Specified

Sample Depth:
Matrix: Water
Analytical Method: 144,1633
Analytical Date: 02/21/23 22:39
Analyst: LMV

Extraction Method: EPA 1633
Extraction Date: 02/17/23 10:15

| Parameter | Result | Qualifier | Units | RL | MDL | Dilution Factor |
|---|---|---|---|---|---|---|
| **Perfluorinated Alkyl Acids by EPA 1633 - Mansfield Lab** | | | | | | |
| Perfluorobutanoic Acid (PFBA) | 10.6 | | ng/l | 6.32 | 1.01 | 1 |
| Perfluoropentanoic Acid (PFPeA) | 12.6 | | ng/l | 3.16 | 0.846 | 1 |
| Perfluorobutanesulfonic Acid (PFBS) | 6.32 | | ng/l | 1.58 | 0.530 | 1 |
| Perfluorohexanoic Acid (PFHxA) | 12.2 | | ng/l | 1.58 | 0.466 | 1 |
| Perfluoroheptanoic Acid (PFHpA) | 6.72 | | ng/l | 1.58 | 0.316 | 1 |
| Perfluorohexanesulfonic Acid (PFHxS) | 1.42 | J | ng/l | 1.58 | 0.379 | 1 |
| Perfluorooctanoic Acid (PFOA) | 21.7 | | ng/l | 1.58 | 0.688 | 1 |
| 1H,1H,2H,2H-Perfluorooctanesulfonic Acid (6:2FTS) | ND | | ng/l | 6.32 | 2.13 | 1 |
| Perfluoroheptanesulfonic Acid (PFHpS) | ND | | ng/l | 1.58 | 0.427 | 1 |
| Perfluorononanoic Acid (PFNA) | 3.64 | | ng/l | 1.58 | 0.498 | 1 |
| Perfluorooctanesulfonic Acid (PFOS) | 5.85 | | ng/l | 1.58 | 0.719 | 1 |
| Perfluorodecanoic Acid (PFDA) | ND | | ng/l | 1.58 | 0.640 | 1 |
| 1H,1H,2H,2H-Perfluorodecanesulfonic Acid (8:2FTS) | ND | | ng/l | 6.32 | 2.46 | 1 |
| N-Methyl Perfluorooctanesulfonamidoacetic Acid (NMeFOSAA) | ND | | ng/l | 1.58 | 0.862 | 1 |
| Perfluoroundecanoic Acid (PFUnA) | ND | | ng/l | 1.58 | 0.688 | 1 |
| Perfluorodecanesulfonic Acid (PFDS) | ND | | ng/l | 1.58 | 0.364 | 1 |
| Perfluorooctanesulfonamide (PFOSA) | ND | | ng/l | 1.58 | 0.427 | 1 |
| N-Ethyl Perfluorooctanesulfonamidoacetic Acid (NEtFOSAA) | ND | | ng/l | 1.58 | 0.854 | 1 |
| Perfluorododecanoic Acid (PFDoA) | ND | | ng/l | 1.58 | 0.727 | 1 |
| Perfluorotridecanoic Acid (PFTrDA) | ND | | ng/l | 1.58 | 0.593 | 1 |
| Perfluorotetradecanoic Acid (PFTeDA) | ND | | ng/l | 1.58 | 0.419 | 1 |
| PFOA/PFOS, Total | 27.6 | | ng/l | 1.58 | 0.688 | 1 |

**Project Name:** NORTH MAIN STREET SITE **Lab Number:** L2304287

**Project Number:** 12814, PHASE 3 **Report Date:** 02/24/23

## SAMPLE RESULTS

Lab ID: L2304287-01 R Date Collected: 01/25/23 09:30

Client ID: TWP-201 Date Received: 01/25/23

Sample Location: 128-158 NORTH MAIN ST. PORT CHESTER NY Field Prep: Not Specified

Sample Depth:

| Parameter | Result | Qualifier | Units | RL | MDL | Dilution Factor |
|---|---|---|---|---|---|---|

Perfluorinated Alkyl Acids by EPA 1633 - Mansfield Lab

| Surrogate | % Recovery | Qualifier | Acceptance Criteria |
|---|---|---|---|
| Perfluoro-n-[13C4]Butanoic Acid (13C4-PFBA) | 84 | | 20-150 |
| Perfluoro-n-[13C5]Pentanoic Acid (13C5-PFPeA) | 82 | | 20-150 |
| Perfluoro-1-[2,3,4-13C3]Butanesulfonic Acid (13C3-PFBS) | 83 | | 20-150 |
| Perfluoro-n-[1,2,3,4,6-13C5]Hexanoic Acid (13C5-PFHxA) | 88 | | 20-150 |
| Perfluoro-n-[1,2,3,4-13C4]Heptanoic Acid (13C4-PFHpA) | 81 | | 20-150 |
| Perfluoro-1-[1,2,3-13C3]Hexanesulfonic Acid (13C3-PFHxS) | 66 | | 20-150 |
| Perfluoro-n-[13C8]Octanoic Acid (13C8-PFOA) | 85 | | 20-150 |
| 1H,1H,2H,2H-Perfluoro-1-[1,2-13C2]Octanesulfonic Acid (13C2-6:2FTS) | 71 | | 20-150 |
| Perfluoro-n-[13C9]Nonanoic Acid (13C9-PFNA) | 79 | | 20-150 |
| Perfluoro-1-[13C8]Octanesulfonic Acid (13C8-PFOS) | 83 | | 20-150 |
| Perfluoro-n-[1,2,3,4,5,6-13C6]Decanoic Acid (13C6-PFDA) | 65 | | 20-150 |
| 1H,1H,2H,2H-Perfluoro-1-[1,2-13C2]Decanesulfonic Acid (13C2-8:2FTS) | 71 | | 20-150 |
| N-Methyl-d3-perfluoro-1-octanesulfonamidoacetic Acid (D3-NMeFOSAA) | 39 | | 20-150 |
| Perfluoro-n-[1,2,3,4,5,6,7-13C7]Undecanoic Acid (13C7-PFUnA) | 69 | | 20-150 |
| Perfluoro-1-[13C8]Octanesulfonamide (13C8-PFOSA) | 55 | | 20-150 |
| N-Ethyl-d5-perfluoro-1-octanesulfonamidoacetic Acid (D5-NEtFOSAA) | 62 | | 20-150 |
| Perfluoro-n-[1,2-13C2]Dodecanoic Acid (13C2-PFDoA) | 69 | | 20-150 |
| Perfluoro-n-[1,2-13C2]Tetradecanoic Acid (13C2-PFTeDA) | 50 | | 20-150 |

**Project Name:** NORTH MAIN STREET SITE
**Project Number:** 12814, PHASE 3
**Lab Number:** L2304287
**Report Date:** 02/24/23

## SAMPLE RESULTS

Lab ID: L2304287-02
Client ID: DUP-GW-20230125
Sample Location: 128-158 NORTH MAIN ST. PORT CHESTER NY

Date Collected: 01/25/23 10:15
Date Received: 01/25/23
Field Prep: Not Specified

Sample Depth:
Matrix: Water
Analytical Method: 1,8270E
Analytical Date: 01/28/23 16:07
Analyst: SZ

Extraction Method: EPA 3510C
Extraction Date: 01/27/23 19:47

| Parameter | Result | Qualifier | Units | RL | MDL | Dilution Factor |
|---|---|---|---|---|---|---|
| Semivolatile Organics by GC/MS - Westborough Lab | | | | | | |
| 1,2,4-Trichlorobenzene | ND | | ug/l | 5.0 | 0.50 | 1 |
| Bis(2-chloroethyl)ether | ND | | ug/l | 2.0 | 0.50 | 1 |
| 1,2-Dichlorobenzene | ND | | ug/l | 2.0 | 0.45 | 1 |
| 1,3-Dichlorobenzene | ND | | ug/l | 2.0 | 0.40 | 1 |
| 1,4-Dichlorobenzene | ND | | ug/l | 2.0 | 0.43 | 1 |
| 3,3'-Dichlorobenzidine | ND | | ug/l | 5.0 | 1.6 | 1 |
| 2,4-Dinitrotoluene | ND | | ug/l | 5.0 | 1.2 | 1 |
| 2,6-Dinitrotoluene | ND | | ug/l | 5.0 | 0.93 | 1 |
| 4-Chlorophenyl phenyl ether | ND | | ug/l | 2.0 | 0.49 | 1 |
| 4-Bromophenyl phenyl ether | ND | | ug/l | 2.0 | 0.38 | 1 |
| Bis(2-chloroisopropyl)ether | ND | | ug/l | 2.0 | 0.53 | 1 |
| Bis(2-chloroethoxy)methane | ND | | ug/l | 5.0 | 0.50 | 1 |
| Hexachlorocyclopentadiene | ND | | ug/l | 20 | 0.69 | 1 |
| Isophorone | ND | | ug/l | 5.0 | 1.2 | 1 |
| Nitrobenzene | ND | | ug/l | 2.0 | 0.77 | 1 |
| NDPA/DPA | ND | | ug/l | 2.0 | 0.42 | 1 |
| n-Nitrosodi-n-propylamine | ND | | ug/l | 5.0 | 0.64 | 1 |
| Bis(2-ethylhexyl)phthalate | ND | | ug/l | 3.0 | 1.5 | 1 |
| Butyl benzyl phthalate | ND | | ug/l | 5.0 | 1.2 | 1 |
| Di-n-butylphthalate | ND | | ug/l | 5.0 | 0.39 | 1 |
| Di-n-octylphthalate | ND | | ug/l | 5.0 | 1.3 | 1 |
| Diethyl phthalate | ND | | ug/l | 5.0 | 0.38 | 1 |
| Dimethyl phthalate | ND | | ug/l | 5.0 | 1.8 | 1 |
| Biphenyl | ND | | ug/l | 2.0 | 0.46 | 1 |
| 4-Chloroaniline | ND | | ug/l | 5.0 | 1.1 | 1 |
| 2-Nitroaniline | ND | | ug/l | 5.0 | 0.50 | 1 |
| 3-Nitroaniline | ND | | ug/l | 5.0 | 0.81 | 1 |
| 4-Nitroaniline | ND | | ug/l | 5.0 | 0.80 | 1 |

**Project Name:** NORTH MAIN STREET SITE **Lab Number:** L2304287

**Project Number:** 12814, PHASE 3 **Report Date:** 02/24/23

## SAMPLE RESULTS

Lab ID: L2304287-02 Date Collected: 01/25/23 10:15

Client ID: DUP-GW-20230125 Date Received: 01/25/23

Sample Location: 128-158 NORTH MAIN ST. PORT CHESTER NY Field Prep: Not Specified

Sample Depth:

| Parameter | Result | Qualifier | Units | RL | MDL | Dilution Factor |
|---|---|---|---|---|---|---|
| Semivolatile Organics by GC/MS - Westborough Lab | | | | | | |
| Dibenzofuran | ND | | ug/l | 2.0 | 0.50 | 1 |
| 1,2,4,5-Tetrachlorobenzene | ND | | ug/l | 10 | 0.44 | 1 |
| Acetophenone | ND | | ug/l | 5.0 | 0.53 | 1 |
| 2,4,6-Trichlorophenol | ND | | ug/l | 5.0 | 0.61 | 1 |
| p-Chloro-m-cresol | ND | | ug/l | 2.0 | 0.35 | 1 |
| 2-Chlorophenol | ND | | ug/l | 2.0 | 0.48 | 1 |
| 2,4-Dichlorophenol | ND | | ug/l | 5.0 | 0.41 | 1 |
| 2,4-Dimethylphenol | ND | | ug/l | 5.0 | 1.8 | 1 |
| 2-Nitrophenol | ND | | ug/l | 10 | 0.85 | 1 |
| 4-Nitrophenol | ND | | ug/l | 10 | 0.67 | 1 |
| 2,4-Dinitrophenol | ND | | ug/l | 20 | 6.6 | 1 |
| 4,6-Dinitro-o-cresol | ND | | ug/l | 10 | 1.8 | 1 |
| Phenol | ND | | ug/l | 5.0 | 0.57 | 1 |
| 2-Methylphenol | ND | | ug/l | 5.0 | 0.49 | 1 |
| 3-Methylphenol/4-Methylphenol | ND | | ug/l | 5.0 | 0.48 | 1 |
| 2,4,5-Trichlorophenol | ND | | ug/l | 5.0 | 0.77 | 1 |
| Benzoic Acid | ND | | ug/l | 50 | 2.6 | 1 |
| Benzyl Alcohol | ND | | ug/l | 2.0 | 0.59 | 1 |
| Carbazole | ND | | ug/l | 2.0 | 0.49 | 1 |

**Project Name:** NORTH MAIN STREET SITE **Lab Number:** L2304287

**Project Number:** 12814, PHASE 3 **Report Date:** 02/24/23

## SAMPLE RESULTS

| | | | |
|---|---|---|---|
| Lab ID: | L2304287-02 | Date Collected: | 01/25/23 10:15 |
| Client ID: | DUP-GW-20230125 | Date Received: | 01/25/23 |
| Sample Location: | 128-158 NORTH MAIN ST. PORT CHESTER NY | Field Prep: | Not Specified |

Sample Depth:

| Parameter | Result | Qualifier | Units | RL | MDL | Dilution Factor |
|---|---|---|---|---|---|---|
| Semivolatile Organics by GC/MS - Westborough Lab | | | | | | |
| Tentatively Identified Compounds | | | | | | |
| Total TIC Compounds | 58.6 | J | ug/l | | | 1 |
| Unknown | 1.93 | J | ug/l | | | 1 |
| Unknown | 4.07 | JB | ug/l | | | 1 |
| Unknown | 11.8 | J | ug/l | | | 1 |
| Unknown | 5.67 | J | ug/l | | | 1 |
| Unknown | 1.49 | J | ug/l | | | 1 |
| Unknown | 2.91 | J | ug/l | | | 1 |
| Unknown | 2.91 | JB | ug/l | | | 1 |
| Unknown | 2.04 | J | ug/l | | | 1 |
| Unknown Cycloalkene | 1.49 | J | ug/l | | | 1 |
| Unknown Organic Acid | 10.1 | JB | ug/l | | | 1 |
| Unknown Organic Acid | 12.2 | JB | ug/l | | | 1 |
| Unknown Phenol | 2.00 | J | ug/l | | | 1 |

| Surrogate | % Recovery | Qualifier | Acceptance Criteria |
|---|---|---|---|
| 2-Fluorophenol | 47 | | 21-120 |
| Phenol-d6 | 56 | | 10-120 |
| Nitrobenzene-d5 | 98 | | 23-120 |
| 2-Fluorobiphenyl | 72 | | 15-120 |
| 2,4,6-Tribromophenol | 42 | | 10-120 |
| 4-Terphenyl-d14 | 69 | | 41-149 |

**Project Name:** NORTH MAIN STREET SITE
**Project Number:** 12814, PHASE 3

**Lab Number:** L2304287
**Report Date:** 02/24/23

## SAMPLE RESULTS

Lab ID: L2304287-02
Client ID: DUP-GW-20230125
Sample Location: 128-158 NORTH MAIN ST. PORT CHESTER NY

Date Collected: 01/25/23 10:15
Date Received: 01/25/23
Field Prep: Not Specified

Sample Depth:
Matrix: Water
Analytical Method: 1,8270E-SIM
Analytical Date: 01/29/23 13:08
Analyst: JJW

Extraction Method: EPA 3510C
Extraction Date: 01/27/23 19:47

| Parameter | Result | Qualifier | Units | RL | MDL | Dilution Factor |
|---|---|---|---|---|---|---|
| **Semivolatile Organics by GC/MS-SIM - Westborough Lab** | | | | | | |
| Acenaphthene | ND | | ug/l | 0.10 | 0.01 | 1 |
| 2-Chloronaphthalene | ND | | ug/l | 0.20 | 0.02 | 1 |
| Fluoranthene | 0.05 | J | ug/l | 0.10 | 0.02 | 1 |
| Hexachlorobutadiene | ND | | ug/l | 0.50 | 0.05 | 1 |
| Naphthalene | ND | | ug/l | 0.10 | 0.05 | 1 |
| Benzo(a)anthracene | 0.04 | J | ug/l | 0.10 | 0.02 | 1 |
| Benzo(a)pyrene | 0.03 | J | ug/l | 0.10 | 0.02 | 1 |
| Benzo(b)fluoranthene | 0.03 | J | ug/l | 0.10 | 0.01 | 1 |
| Benzo(k)fluoranthene | 0.01 | J | ug/l | 0.10 | 0.01 | 1 |
| Chrysene | 0.02 | J | ug/l | 0.10 | 0.01 | 1 |
| Acenaphthylene | ND | | ug/l | 0.10 | 0.01 | 1 |
| Anthracene | 0.06 | J | ug/l | 0.10 | 0.01 | 1 |
| Benzo(ghi)perylene | 0.02 | J | ug/l | 0.10 | 0.01 | 1 |
| Fluorene | ND | | ug/l | 0.10 | 0.01 | 1 |
| Phenanthrene | 0.06 | J | ug/l | 0.10 | 0.02 | 1 |
| Dibenzo(a,h)anthracene | ND | | ug/l | 0.10 | 0.01 | 1 |
| Indeno(1,2,3-cd)pyrene | 0.02 | J | ug/l | 0.10 | 0.01 | 1 |
| Pyrene | 0.05 | J | ug/l | 0.10 | 0.02 | 1 |
| 2-Methylnaphthalene | ND | | ug/l | 0.10 | 0.02 | 1 |
| Pentachlorophenol | ND | | ug/l | 0.80 | 0.01 | 1 |
| Hexachlorobenzene | ND | | ug/l | 0.80 | 0.01 | 1 |
| Hexachloroethane | ND | | ug/l | 0.80 | 0.06 | 1 |

**Project Name:** NORTH MAIN STREET SITE **Lab Number:** L2304287

**Project Number:** 12814, PHASE 3 **Report Date:** 02/24/23

## SAMPLE RESULTS

| | | | |
|---|---|---|---|
| Lab ID: | L2304287-02 | Date Collected: | 01/25/23 10:15 |
| Client ID: | DUP-GW-20230125 | Date Received: | 01/25/23 |
| Sample Location: | 128-158 NORTH MAIN ST. PORT CHESTER NY | Field Prep: | Not Specified |

Sample Depth:

| Parameter | Result | Qualifier | Units | RL | MDL | Dilution Factor |
|---|---|---|---|---|---|---|
| Semivolatile Organics by GC/MS-SIM - Westborough Lab | | | | | | |

| Surrogate | % Recovery | Qualifier | Acceptance Criteria |
|---|---|---|---|
| 2-Fluorophenol | 48 | | 21-120 |
| Phenol-d6 | 51 | | 10-120 |
| Nitrobenzene-d5 | 90 | | 23-120 |
| 2-Fluorobiphenyl | 72 | | 15-120 |
| 2,4,6-Tribromophenol | 41 | | 10-120 |
| 4-Terphenyl-d14 | 72 | | 41-149 |

**Project Name:** NORTH MAIN STREET SITE
**Project Number:** 12814, PHASE 3

**Lab Number:** L2304287
**Report Date:** 02/24/23

## SAMPLE RESULTS

Lab ID: L2304287-02
Client ID: DUP-GW-20230125
Sample Location: 128-158 NORTH MAIN ST. PORT CHESTER NY

Date Collected: 01/25/23 10:15
Date Received: 01/25/23
Field Prep: Not Specified

Sample Depth:
Matrix: Water
Analytical Method: 1,8270E-SIM
Analytical Date: 02/02/23 03:01
Analyst: AMV

Extraction Method: EPA 3510C
Extraction Date: 01/27/23 11:11

| Parameter | Result | Qualifier | Units | RL | MDL | Dilution Factor |
|---|---|---|---|---|---|---|
| 1,4 Dioxane by 8270E-SIM - Mansfield Lab | | | | | | |
| 1,4-Dioxane | ND | | ng/l | 134 | 30.3 | 1 |

| Surrogate | % Recovery | Qualifier | Acceptance Criteria |
|---|---|---|---|
| 1,4-Dioxane-d8 | 48 | | 15-110 |

**Project Name:** NORTH MAIN STREET SITE
**Project Number:** 12814, PHASE 3

**Lab Number:** L2304287
**Report Date:** 02/24/23

## SAMPLE RESULTS

Lab ID: L2304287-02 R
Client ID: DUP-GW-20230125
Sample Location: 128-158 NORTH MAIN ST. PORT CHESTER NY

Date Collected: 01/25/23 10:15
Date Received: 01/25/23
Field Prep: Not Specified

Sample Depth:
Matrix: Water
Analytical Method: 144,1633
Analytical Date: 02/21/23 22:51
Analyst: LMV

Extraction Method: EPA 1633
Extraction Date: 02/17/23 10:15

| Parameter | Result | Qualifier | Units | RL | MDL | Dilution Factor |
|---|---|---|---|---|---|---|
| **Perfluorinated Alkyl Acids by EPA 1633 - Mansfield Lab** | | | | | | |
| Perfluorobutanoic Acid (PFBA) | 9.84 | | ng/l | 6.10 | 0.977 | 1 |
| Perfluoropentanoic Acid (PFPeA) | 11.7 | | ng/l | 3.05 | 0.817 | 1 |
| Perfluorobutanesulfonic Acid (PFBS) | 5.50 | | ng/l | 1.53 | 0.511 | 1 |
| Perfluorohexanoic Acid (PFHxA) | 8.32 | | ng/l | 1.53 | 0.450 | 1 |
| Perfluoroheptanoic Acid (PFHpA) | 6.64 | | ng/l | 1.53 | 0.305 | 1 |
| Perfluorohexanesulfonic Acid (PFHxS) | 1.45 | J | ng/l | 1.53 | 0.366 | 1 |
| Perfluorooctanoic Acid (PFOA) | 23.6 | | ng/l | 1.53 | 0.664 | 1 |
| 1H,1H,2H,2H-Perfluorooctanesulfonic Acid (6:2FTS) | ND | | ng/l | 6.10 | 2.06 | 1 |
| Perfluoroheptanesulfonic Acid (PFHpS) | ND | | ng/l | 1.53 | 0.412 | 1 |
| Perfluorononanoic Acid (PFNA) | 3.28 | | ng/l | 1.53 | 0.481 | 1 |
| Perfluorooctanesulfonic Acid (PFOS) | 5.72 | | ng/l | 1.53 | 0.694 | 1 |
| Perfluorodecanoic Acid (PFDA) | ND | | ng/l | 1.53 | 0.618 | 1 |
| 1H,1H,2H,2H-Perfluorodecanesulfonic Acid (8:2FTS) | ND | | ng/l | 6.10 | 2.37 | 1 |
| N-Methyl Perfluorooctanesulfonamidoacetic Acid (NMeFOSAA) | ND | | ng/l | 1.53 | 0.832 | 1 |
| Perfluoroundecanoic Acid (PFUnA) | ND | | ng/l | 1.53 | 0.664 | 1 |
| Perfluorodecanesulfonic Acid (PFDS) | ND | | ng/l | 1.53 | 0.351 | 1 |
| Perfluorooctanesulfonamide (PFOSA) | ND | | ng/l | 1.53 | 0.412 | 1 |
| N-Ethyl Perfluorooctanesulfonamidoacetic Acid (NEtFOSAA) | ND | | ng/l | 1.53 | 0.824 | 1 |
| Perfluorododecanoic Acid (PFDoA) | ND | | ng/l | 1.53 | 0.702 | 1 |
| Perfluorotridecanoic Acid (PFTrDA) | ND | | ng/l | 1.53 | 0.572 | 1 |
| Perfluorotetradecanoic Acid (PFTeDA) | ND | | ng/l | 1.53 | 0.404 | 1 |
| PFOA/PFOS, Total | 29.3 | | ng/l | 1.53 | 0.664 | 1 |

**Project Name:** NORTH MAIN STREET SITE **Lab Number:** L2304287

**Project Number:** 12814, PHASE 3 **Report Date:** 02/24/23

## SAMPLE RESULTS

Lab ID: L2304287-02 R Date Collected: 01/25/23 10:15

Client ID: DUP-GW-20230125 Date Received: 01/25/23

Sample Location: 128-158 NORTH MAIN ST. PORT CHESTER NY Field Prep: Not Specified

Sample Depth:

| Parameter | Result | Qualifier | Units | RL | MDL | Dilution Factor |
|---|---|---|---|---|---|---|

Perfluorinated Alkyl Acids by EPA 1633 - Mansfield Lab

| Surrogate | % Recovery | Qualifier | Acceptance Criteria |
|---|---|---|---|
| Perfluoro-n-[13C4]Butanoic Acid (13C4-PFBA) | 85 | | 20-150 |
| Perfluoro-n-[13C5]Pentanoic Acid (13C5-PFPeA) | 83 | | 20-150 |
| Perfluoro-1-[2,3,4-13C3]Butanesulfonic Acid (13C3-PFBS) | 86 | | 20-150 |
| Perfluoro-n-[1,2,3,4,6-13C5]Hexanoic Acid (13C5-PFHxA) | 96 | | 20-150 |
| Perfluoro-n-[1,2,3,4-13C4]Heptanoic Acid (13C4-PFHpA) | 82 | | 20-150 |
| Perfluoro-1-[1,2,3-13C3]Hexanesulfonic Acid (13C3-PFHxS) | 72 | | 20-150 |
| Perfluoro-n-[13C8]Octanoic Acid (13C8-PFOA) | 84 | | 20-150 |
| 1H,1H,2H,2H-Perfluoro-1-[1,2-13C2]Octanesulfonic Acid (13C2-6:2FTS) | 78 | | 20-150 |
| Perfluoro-n-[13C9]Nonanoic Acid (13C9-PFNA) | 90 | | 20-150 |
| Perfluoro-1-[13C8]Octanesulfonic Acid (13C8-PFOS) | 85 | | 20-150 |
| Perfluoro-n-[1,2,3,4,5,6-13C6]Decanoic Acid (13C6-PFDA) | 65 | | 20-150 |
| 1H,1H,2H,2H-Perfluoro-1-[1,2-13C2]Decanesulfonic Acid (13C2-8:2FTS) | 88 | | 20-150 |
| N-Methyl-d3-perfluoro-1-octanesulfonamidoacetic Acid (D3-NMeFOSAA) | 70 | | 20-150 |
| Perfluoro-n-[1,2,3,4,5,6,7-13C7]Undecanoic Acid (13C7-PFUnA) | 75 | | 20-150 |
| Perfluoro-1-[13C8]Octanesulfonamide (13C8-PFOSA) | 65 | | 20-150 |
| N-Ethyl-d5-perfluoro-1-octanesulfonamidoacetic Acid (D5-NEtFOSAA) | 79 | | 20-150 |
| Perfluoro-n-[1,2-13C2]Dodecanoic Acid (13C2-PFDoA) | 75 | | 20-150 |
| Perfluoro-n-[1,2-13C2]Tetradecanoic Acid (13C2-PFTeDA) | 58 | | 20-150 |

**Project Name:** NORTH MAIN STREET SITE
**Project Number:** 12814, PHASE 3

**Lab Number:** L2304287
**Report Date:** 02/24/23

## SAMPLE RESULTS

Lab ID: L2304287-03
Client ID: FB-GW-230125
Sample Location: 128-158 NORTH MAIN ST. PORT CHESTER NY

Date Collected: 01/25/23 14:40
Date Received: 01/25/23
Field Prep: Not Specified

Sample Depth:
Matrix: Water
Analytical Method: 1,8270E
Analytical Date: 01/28/23 16:31
Analyst: SZ

Extraction Method: EPA 3510C
Extraction Date: 01/27/23 19:47

| Parameter | Result | Qualifier | Units | RL | MDL | Dilution Factor |
|---|---|---|---|---|---|---|
| Semivolatile Organics by GC/MS - Westborough Lab | | | | | | |
| 1,2,4-Trichlorobenzene | ND | | ug/l | 5.0 | 0.50 | 1 |
| Bis(2-chloroethyl)ether | ND | | ug/l | 2.0 | 0.50 | 1 |
| 1,2-Dichlorobenzene | ND | | ug/l | 2.0 | 0.45 | 1 |
| 1,3-Dichlorobenzene | ND | | ug/l | 2.0 | 0.40 | 1 |
| 1,4-Dichlorobenzene | ND | | ug/l | 2.0 | 0.43 | 1 |
| 3,3'-Dichlorobenzidine | ND | | ug/l | 5.0 | 1.6 | 1 |
| 2,4-Dinitrotoluene | ND | | ug/l | 5.0 | 1.2 | 1 |
| 2,6-Dinitrotoluene | ND | | ug/l | 5.0 | 0.93 | 1 |
| 4-Chlorophenyl phenyl ether | ND | | ug/l | 2.0 | 0.49 | 1 |
| 4-Bromophenyl phenyl ether | ND | | ug/l | 2.0 | 0.38 | 1 |
| Bis(2-chloroisopropyl)ether | ND | | ug/l | 2.0 | 0.53 | 1 |
| Bis(2-chloroethoxy)methane | ND | | ug/l | 5.0 | 0.50 | 1 |
| Hexachlorocyclopentadiene | ND | | ug/l | 20 | 0.69 | 1 |
| Isophorone | ND | | ug/l | 5.0 | 1.2 | 1 |
| Nitrobenzene | ND | | ug/l | 2.0 | 0.77 | 1 |
| NDPA/DPA | ND | | ug/l | 2.0 | 0.42 | 1 |
| n-Nitrosodi-n-propylamine | ND | | ug/l | 5.0 | 0.64 | 1 |
| Bis(2-ethylhexyl)phthalate | ND | | ug/l | 3.0 | 1.5 | 1 |
| Butyl benzyl phthalate | ND | | ug/l | 5.0 | 1.2 | 1 |
| Di-n-butylphthalate | ND | | ug/l | 5.0 | 0.39 | 1 |
| Di-n-octylphthalate | ND | | ug/l | 5.0 | 1.3 | 1 |
| Diethyl phthalate | ND | | ug/l | 5.0 | 0.38 | 1 |
| Dimethyl phthalate | ND | | ug/l | 5.0 | 1.8 | 1 |
| Biphenyl | ND | | ug/l | 2.0 | 0.46 | 1 |
| 4-Chloroaniline | ND | | ug/l | 5.0 | 1.1 | 1 |
| 2-Nitroaniline | ND | | ug/l | 5.0 | 0.50 | 1 |
| 3-Nitroaniline | ND | | ug/l | 5.0 | 0.81 | 1 |
| 4-Nitroaniline | ND | | ug/l | 5.0 | 0.80 | 1 |

**Project Name:** NORTH MAIN STREET SITE **Lab Number:** L2304287

**Project Number:** 12814, PHASE 3 **Report Date:** 02/24/23

## SAMPLE RESULTS

Lab ID: L2304287-03 Date Collected: 01/25/23 14:40

Client ID: FB-GW-230125 Date Received: 01/25/23

Sample Location: 128-158 NORTH MAIN ST. PORT CHESTER NY Field Prep: Not Specified

Sample Depth:

| Parameter | Result | Qualifier | Units | RL | MDL | Dilution Factor |
|---|---|---|---|---|---|---|
| **Semivolatile Organics by GC/MS - Westborough Lab** | | | | | | |
| Dibenzofuran | ND | | ug/l | 2.0 | 0.50 | 1 |
| 1,2,4,5-Tetrachlorobenzene | ND | | ug/l | 10 | 0.44 | 1 |
| Acetophenone | ND | | ug/l | 5.0 | 0.53 | 1 |
| 2,4,6-Trichlorophenol | ND | | ug/l | 5.0 | 0.61 | 1 |
| p-Chloro-m-cresol | ND | | ug/l | 2.0 | 0.35 | 1 |
| 2-Chlorophenol | ND | | ug/l | 2.0 | 0.48 | 1 |
| 2,4-Dichlorophenol | ND | | ug/l | 5.0 | 0.41 | 1 |
| 2,4-Dimethylphenol | ND | | ug/l | 5.0 | 1.8 | 1 |
| 2-Nitrophenol | ND | | ug/l | 10 | 0.85 | 1 |
| 4-Nitrophenol | ND | | ug/l | 10 | 0.67 | 1 |
| 2,4-Dinitrophenol | ND | | ug/l | 20 | 6.6 | 1 |
| 4,6-Dinitro-o-cresol | ND | | ug/l | 10 | 1.8 | 1 |
| Phenol | ND | | ug/l | 5.0 | 0.57 | 1 |
| 2-Methylphenol | ND | | ug/l | 5.0 | 0.49 | 1 |
| 3-Methylphenol/4-Methylphenol | ND | | ug/l | 5.0 | 0.48 | 1 |
| 2,4,5-Trichlorophenol | ND | | ug/l | 5.0 | 0.77 | 1 |
| Benzoic Acid | ND | | ug/l | 50 | 2.6 | 1 |
| Benzyl Alcohol | ND | | ug/l | 2.0 | 0.59 | 1 |
| Carbazole | ND | | ug/l | 2.0 | 0.49 | 1 |

| Tentatively Identified Compounds | | | | |
|---|---|---|---|---|
| Total TIC Compounds | 36.2 | J | ug/l | 1 |
| Unknown | 1.85 | J | ug/l | 1 |
| Unknown | 1.85 | J | ug/l | 1 |
| Unknown | 12.7 | JB | ug/l | 1 |
| Unknown | 1.49 | J | ug/l | 1 |
| Unknown | 1.89 | JB | ug/l | 1 |
| Unknown | 1.89 | J | ug/l | 1 |
| Unknown Organic Acid | 6.22 | JB | ug/l | 1 |
| Unknown Organic Acid | 8.33 | JB | ug/l | 1 |

**Project Name:** NORTH MAIN STREET SITE **Lab Number:** L2304287

**Project Number:** 12814, PHASE 3 **Report Date:** 02/24/23

## SAMPLE RESULTS

| | | | |
|---|---|---|---|
| Lab ID: | L2304287-03 | Date Collected: | 01/25/23 14:40 |
| Client ID: | FB-GW-230125 | Date Received: | 01/25/23 |
| Sample Location: | 128-158 NORTH MAIN ST. PORT CHESTER NY | Field Prep: | Not Specified |

Sample Depth:

| Parameter | Result | Qualifier | Units | RL | MDL | Dilution Factor |
|---|---|---|---|---|---|---|
| Semivolatile Organics by GC/MS - Westborough Lab | | | | | | |

| Surrogate | % Recovery | Qualifier | Acceptance Criteria |
|---|---|---|---|
| 2-Fluorophenol | 47 | | 21-120 |
| Phenol-d6 | 50 | | 10-120 |
| Nitrobenzene-d5 | 95 | | 23-120 |
| 2-Fluorobiphenyl | 70 | | 15-120 |
| 2,4,6-Tribromophenol | 45 | | 10-120 |
| 4-Terphenyl-d14 | 68 | | 41-149 |

**Project Name:** NORTH MAIN STREET SITE
**Project Number:** 12814, PHASE 3

**Lab Number:** L2304287
**Report Date:** 02/24/23

## SAMPLE RESULTS

Lab ID: L2304287-03
Client ID: FB-GW-230125
Sample Location: 128-158 NORTH MAIN ST. PORT CHESTER NY

Date Collected: 01/25/23 14:40
Date Received: 01/25/23
Field Prep: Not Specified

Sample Depth:
Matrix: Water
Analytical Method: 1,8270E-SIM
Analytical Date: 01/29/23 13:24
Analyst: JJW

Extraction Method: EPA 3510C
Extraction Date: 01/27/23 19:47

| Parameter | Result | Qualifier | Units | RL | MDL | Dilution Factor |
|---|---|---|---|---|---|---|
| Semivolatile Organics by GC/MS-SIM - Westborough Lab | | | | | | |
| Acenaphthene | ND | | ug/l | 0.10 | 0.01 | 1 |
| 2-Chloronaphthalene | ND | | ug/l | 0.20 | 0.02 | 1 |
| Fluoranthene | ND | | ug/l | 0.10 | 0.02 | 1 |
| Hexachlorobutadiene | ND | | ug/l | 0.50 | 0.05 | 1 |
| Naphthalene | ND | | ug/l | 0.10 | 0.05 | 1 |
| Benzo(a)anthracene | 0.02 | J | ug/l | 0.10 | 0.02 | 1 |
| Benzo(a)pyrene | ND | | ug/l | 0.10 | 0.02 | 1 |
| Benzo(b)fluoranthene | ND | | ug/l | 0.10 | 0.01 | 1 |
| Benzo(k)fluoranthene | ND | | ug/l | 0.10 | 0.01 | 1 |
| Chrysene | ND | | ug/l | 0.10 | 0.01 | 1 |
| Acenaphthylene | 0.01 | J | ug/l | 0.10 | 0.01 | 1 |
| Anthracene | 0.01 | J | ug/l | 0.10 | 0.01 | 1 |
| Benzo(ghi)perylene | ND | | ug/l | 0.10 | 0.01 | 1 |
| Fluorene | ND | | ug/l | 0.10 | 0.01 | 1 |
| Phenanthrene | 0.04 | J | ug/l | 0.10 | 0.02 | 1 |
| Dibenzo(a,h)anthracene | ND | | ug/l | 0.10 | 0.01 | 1 |
| Indeno(1,2,3-cd)pyrene | ND | | ug/l | 0.10 | 0.01 | 1 |
| Pyrene | ND | | ug/l | 0.10 | 0.02 | 1 |
| 2-Methylnaphthalene | 0.03 | J | ug/l | 0.10 | 0.02 | 1 |
| Pentachlorophenol | ND | | ug/l | 0.80 | 0.01 | 1 |
| Hexachlorobenzene | ND | | ug/l | 0.80 | 0.01 | 1 |
| Hexachloroethane | ND | | ug/l | 0.80 | 0.06 | 1 |

**Project Name:** NORTH MAIN STREET SITE **Lab Number:** L2304287

**Project Number:** 12814, PHASE 3 **Report Date:** 02/24/23

## SAMPLE RESULTS

| | | | |
|---|---|---|---|
| Lab ID: | L2304287-03 | Date Collected: | 01/25/23 14:40 |
| Client ID: | FB-GW-230125 | Date Received: | 01/25/23 |
| Sample Location: | 128-158 NORTH MAIN ST. PORT CHESTER NY | Field Prep: | Not Specified |

Sample Depth:

| Parameter | Result | Qualifier | Units | RL | MDL | Dilution Factor |
|---|---|---|---|---|---|---|

Semivolatile Organics by GC/MS-SIM - Westborough Lab

| Surrogate | % Recovery | Qualifier | Acceptance Criteria |
|---|---|---|---|
| 2-Fluorophenol | 46 | | 21-120 |
| Phenol-d6 | 49 | | 10-120 |
| Nitrobenzene-d5 | 94 | | 23-120 |
| 2-Fluorobiphenyl | 72 | | 15-120 |
| 2,4,6-Tribromophenol | 35 | | 10-120 |
| 4-Terphenyl-d14 | 64 | | 41-149 |

**Project Name:** NORTH MAIN STREET SITE
**Project Number:** 12814, PHASE 3

**Lab Number:** L2304287
**Report Date:** 02/24/23

## SAMPLE RESULTS

Lab ID: L2304287-03
Client ID: FB-GW-230125
Sample Location: 128-158 NORTH MAIN ST. PORT CHESTER NY

Date Collected: 01/25/23 14:40
Date Received: 01/25/23
Field Prep: Not Specified

Sample Depth:
Matrix: Water
Analytical Method: 1,8270E-SIM
Analytical Date: 02/02/23 03:25
Analyst: AMV

Extraction Method: EPA 3510C
Extraction Date: 01/27/23 11:11

| Parameter | Result | Qualifier | Units | RL | MDL | Dilution Factor |
|---|---|---|---|---|---|---|
| 1,4 Dioxane by 8270E-SIM - Mansfield Lab | | | | | | |
| 1,4-Dioxane | ND | | ng/l | 134 | 30.3 | 1 |

| Surrogate | % Recovery | Qualifier | Acceptance Criteria |
|---|---|---|---|
| 1,4-Dioxane-d8 | 46 | | 15-110 |

**Project Name:** NORTH MAIN STREET SITE
**Project Number:** 12814, PHASE 3

**Lab Number:** L2304287
**Report Date:** 02/24/23

## SAMPLE RESULTS

Lab ID: L2304287-03
Client ID: FB-GW-230125
Sample Location: 128-158 NORTH MAIN ST. PORT CHESTER NY

Date Collected: 01/25/23 14:40
Date Received: 01/25/23
Field Prep: Not Specified

Sample Depth:
Matrix: Water
Analytical Method: 144,1633
Analytical Date: 02/20/23 18:14
Analyst: LMV

Extraction Method: EPA 1633
Extraction Date: 02/17/23 10:15

| Parameter | Result | Qualifier | Units | RL | MDL | Dilution Factor |
|---|---|---|---|---|---|---|
| **Perfluorinated Alkyl Acids by EPA 1633 - Mansfield Lab** | | | | | | |
| Perfluorobutanoic Acid (PFBA) | ND | | ng/l | 5.85 | 0.936 | 1 |
| Perfluoropentanoic Acid (PFPeA) | ND | | ng/l | 2.92 | 0.782 | 1 |
| Perfluorobutanesulfonic Acid (PFBS) | ND | | ng/l | 1.46 | 0.490 | 1 |
| Perfluorohexanoic Acid (PFHxA) | ND | | ng/l | 1.46 | 0.431 | 1 |
| Perfluoroheptanoic Acid (PFHpA) | ND | | ng/l | 1.46 | 0.292 | 1 |
| Perfluorohexanesulfonic Acid (PFHxS) | ND | | ng/l | 1.46 | 0.351 | 1 |
| Perfluorooctanoic Acid (PFOA) | ND | | ng/l | 1.46 | 0.636 | 1 |
| 1H,1H,2H,2H-Perfluorooctanesulfonic Acid (6:2FTS) | ND | | ng/l | 5.85 | 1.97 | 1 |
| Perfluoroheptanesulfonic Acid (PFHpS) | ND | | ng/l | 1.46 | 0.395 | 1 |
| Perfluorononanoic Acid (PFNA) | ND | | ng/l | 1.46 | 0.461 | 1 |
| Perfluorooctanesulfonic Acid (PFOS) | ND | | ng/l | 1.46 | 0.666 | 1 |
| Perfluorodecanoic Acid (PFDA) | ND | | ng/l | 1.46 | 0.592 | 1 |
| 1H,1H,2H,2H-Perfluorodecanesulfonic Acid (8:2FTS) | ND | | ng/l | 5.85 | 2.27 | 1 |
| N-Methyl Perfluorooctanesulfonamidoacetic Acid (NMeFOSAA) | ND | | ng/l | 1.46 | 0.797 | 1 |
| Perfluoroundecanoic Acid (PFUnA) | ND | | ng/l | 1.46 | 0.636 | 1 |
| Perfluorodecanesulfonic Acid (PFDS) | ND | | ng/l | 1.46 | 0.336 | 1 |
| Perfluorooctanesulfonamide (PFOSA) | ND | | ng/l | 1.46 | 0.395 | 1 |
| N-Ethyl Perfluorooctanesulfonamidoacetic Acid (NEtFOSAA) | ND | | ng/l | 1.46 | 0.790 | 1 |
| Perfluorododecanoic Acid (PFDoA) | ND | | ng/l | 1.46 | 0.673 | 1 |
| Perfluorotridecanoic Acid (PFTrDA) | ND | | ng/l | 1.46 | 0.548 | 1 |
| Perfluorotetradecanoic Acid (PFTeDA) | ND | | ng/l | 1.46 | 0.388 | 1 |
| PFOA/PFOS, Total | ND | | ng/l | 1.46 | 0.636 | 1 |

**Project Name:** NORTH MAIN STREET SITE **Lab Number:** L2304287

**Project Number:** 12814, PHASE 3 **Report Date:** 02/24/23

## SAMPLE RESULTS

| | | | |
|---|---|---|---|
| Lab ID: | L2304287-03 | Date Collected: | 01/25/23 14:40 |
| Client ID: | FB-GW-230125 | Date Received: | 01/25/23 |
| Sample Location: | 128-158 NORTH MAIN ST. PORT CHESTER NY | Field Prep: | Not Specified |

Sample Depth:

| Parameter | Result | Qualifier | Units | RL | MDL | Dilution Factor |
|---|---|---|---|---|---|---|

Perfluorinated Alkyl Acids by EPA 1633 - Mansfield Lab

| Surrogate | % Recovery | Qualifier | Acceptance Criteria |
|---|---|---|---|
| Perfluoro-n-[13C4]Butanoic Acid (13C4-PFBA) | 92 | | 20-150 |
| Perfluoro-n-[13C5]Pentanoic Acid (13C5-PFPeA) | 91 | | 20-150 |
| Perfluoro-1-[2,3,4-13C3]Butanesulfonic Acid (13C3-PFBS) | 95 | | 20-150 |
| Perfluoro-n-[1,2,3,4,6-13C5]Hexanoic Acid (13C5-PFHxA) | 95 | | 20-150 |
| Perfluoro-n-[1,2,3,4-13C4]Heptanoic Acid (13C4-PFHpA) | 82 | | 20-150 |
| Perfluoro-1-[1,2,3-13C3]Hexanesulfonic Acid (13C3-PFHxS) | 88 | | 20-150 |
| Perfluoro-n-[13C8]Octanoic Acid (13C8-PFOA) | 70 | | 20-150 |
| 1H,1H,2H,2H-Perfluoro-1-[1,2-13C2]Octanesulfonic Acid (13C2-6:2FTS) | 90 | | 20-150 |
| Perfluoro-n-[13C9]Nonanoic Acid (13C9-PFNA) | 66 | | 20-150 |
| Perfluoro-1-[13C8]Octanesulfonic Acid (13C8-PFOS) | 62 | | 20-150 |
| Perfluoro-n-[1,2,3,4,5,6-13C6]Decanoic Acid (13C6-PFDA) | 62 | | 20-150 |
| 1H,1H,2H,2H-Perfluoro-1-[1,2-13C2]Decanesulfonic Acid (13C2-8:2FTS) | 52 | | 20-150 |
| N-Methyl-d3-perfluoro-1-octanesulfonamidoacetic Acid (D3-NMeFOSAA) | 89 | | 20-150 |
| Perfluoro-n-[1,2,3,4,5,6,7-13C7]Undecanoic Acid (13C7-PFUnA) | 65 | | 20-150 |
| Perfluoro-1-[13C8]Octanesulfonamide (13C8-PFOSA) | 50 | | 20-150 |
| N-Ethyl-d5-perfluoro-1-octanesulfonamidoacetic Acid (D5-NEtFOSAA) | 68 | | 20-150 |
| Perfluoro-n-[1,2-13C2]Dodecanoic Acid (13C2-PFDoA) | 59 | | 20-150 |
| Perfluoro-n-[1,2-13C2]Tetradecanoic Acid (13C2-PFTeDA) | 66 | | 20-150 |

**Project Name:** NORTH MAIN STREET SITE
**Project Number:** 12814, PHASE 3

**Lab Number:** L2304287
**Report Date:** 02/24/23

# Method Blank Analysis
## Batch Quality Control

Analytical Method: 1,8270E-SIM
Analytical Date: 02/01/23 17:06
Analyst: AMV

Extraction Method: EPA 3510C
Extraction Date: 01/27/23 11:11

| Parameter | Result | Qualifier | Units | RL | MDL |
|---|---|---|---|---|---|
| 1,4 Dioxane by 8270E-SIM - Mansfield Lab for sample(s): 01-03 Batch: WG1737975-1 | | | | | |
| 1,4-Dioxane | 34.2 | J | ng/l | 150 | 33.9 |

| Surrogate | %Recovery | Qualifier | Acceptance Criteria |
|---|---|---|---|
| 1,4-Dioxane-d8 | 55 | | 15-110 |

**Project Name:** NORTH MAIN STREET SITE
**Project Number:** 12814, PHASE 3

**Lab Number:** L2304287
**Report Date:** 02/24/23

# Method Blank Analysis
## Batch Quality Control

Analytical Method: 1,8270E
Analytical Date: 01/28/23 12:36
Analyst: SZ

Extraction Method: EPA 3510C
Extraction Date: 01/27/23 16:13

| Parameter | Result | Qualifier | Units | RL | MDL |
|---|---|---|---|---|---|
| Semivolatile Organics by GC/MS - Westborough Lab for sample(s): 01-03 Batch: WG1738128-1 | | | | | |
| Acenaphthene | ND | | ug/l | 2.0 | 0.44 |
| 1,2,4-Trichlorobenzene | ND | | ug/l | 5.0 | 0.50 |
| Hexachlorobenzene | ND | | ug/l | 2.0 | 0.46 |
| Bis(2-chloroethyl)ether | ND | | ug/l | 2.0 | 0.50 |
| 2-Chloronaphthalene | ND | | ug/l | 2.0 | 0.44 |
| 1,2-Dichlorobenzene | ND | | ug/l | 2.0 | 0.45 |
| 1,3-Dichlorobenzene | ND | | ug/l | 2.0 | 0.40 |
| 1,4-Dichlorobenzene | ND | | ug/l | 2.0 | 0.43 |
| 3,3'-Dichlorobenzidine | ND | | ug/l | 5.0 | 1.6 |
| 2,4-Dinitrotoluene | ND | | ug/l | 5.0 | 1.2 |
| 2,6-Dinitrotoluene | ND | | ug/l | 5.0 | 0.93 |
| Fluoranthene | ND | | ug/l | 2.0 | 0.26 |
| 4-Chlorophenyl phenyl ether | ND | | ug/l | 2.0 | 0.49 |
| 4-Bromophenyl phenyl ether | ND | | ug/l | 2.0 | 0.38 |
| Bis(2-chloroisopropyl)ether | ND | | ug/l | 2.0 | 0.53 |
| Bis(2-chloroethoxy)methane | ND | | ug/l | 5.0 | 0.50 |
| Hexachlorobutadiene | ND | | ug/l | 2.0 | 0.66 |
| Hexachlorocyclopentadiene | ND | | ug/l | 20 | 0.69 |
| Hexachloroethane | ND | | ug/l | 2.0 | 0.58 |
| Isophorone | ND | | ug/l | 5.0 | 1.2 |
| Naphthalene | ND | | ug/l | 2.0 | 0.46 |
| Nitrobenzene | ND | | ug/l | 2.0 | 0.77 |
| NDPA/DPA | ND | | ug/l | 2.0 | 0.42 |
| n-Nitrosodi-n-propylamine | ND | | ug/l | 5.0 | 0.64 |
| Bis(2-ethylhexyl)phthalate | ND | | ug/l | 3.0 | 1.5 |
| Butyl benzyl phthalate | ND | | ug/l | 5.0 | 1.2 |
| Di-n-butylphthalate | ND | | ug/l | 5.0 | 0.39 |
| Di-n-octylphthalate | ND | | ug/l | 5.0 | 1.3 |
| Diethyl phthalate | ND | | ug/l | 5.0 | 0.38 |

**Project Name:** NORTH MAIN STREET SITE
**Project Number:** 12814, PHASE 3

**Lab Number:** L2304287
**Report Date:** 02/24/23

# Method Blank Analysis
## Batch Quality Control

Analytical Method: 1,8270E
Analytical Date: 01/28/23 12:36
Analyst: SZ

Extraction Method: EPA 3510C
Extraction Date: 01/27/23 16:13

| Parameter | Result | Qualifier | Units | RL | MDL |
|---|---|---|---|---|---|
| Semivolatile Organics by GC/MS - Westborough Lab for sample(s): 01-03 Batch: WG1738128-1 | | | | | |
| Dimethyl phthalate | ND | | ug/l | 5.0 | 1.8 |
| Benzo(a)anthracene | ND | | ug/l | 2.0 | 0.32 |
| Benzo(a)pyrene | ND | | ug/l | 2.0 | 0.41 |
| Benzo(b)fluoranthene | ND | | ug/l | 2.0 | 0.35 |
| Benzo(k)fluoranthene | ND | | ug/l | 2.0 | 0.37 |
| Chrysene | ND | | ug/l | 2.0 | 0.34 |
| Acenaphthylene | ND | | ug/l | 2.0 | 0.46 |
| Anthracene | ND | | ug/l | 2.0 | 0.33 |
| Benzo(ghi)perylene | ND | | ug/l | 2.0 | 0.30 |
| Fluorene | ND | | ug/l | 2.0 | 0.41 |
| Phenanthrene | ND | | ug/l | 2.0 | 0.33 |
| Dibenzo(a,h)anthracene | ND | | ug/l | 2.0 | 0.32 |
| Indeno(1,2,3-cd)pyrene | ND | | ug/l | 2.0 | 0.40 |
| Pyrene | ND | | ug/l | 2.0 | 0.28 |
| Biphenyl | ND | | ug/l | 2.0 | 0.46 |
| 4-Chloroaniline | ND | | ug/l | 5.0 | 1.1 |
| 2-Nitroaniline | ND | | ug/l | 5.0 | 0.50 |
| 3-Nitroaniline | ND | | ug/l | 5.0 | 0.81 |
| 4-Nitroaniline | ND | | ug/l | 5.0 | 0.80 |
| Dibenzofuran | ND | | ug/l | 2.0 | 0.50 |
| 2-Methylnaphthalene | ND | | ug/l | 2.0 | 0.45 |
| 1,2,4,5-Tetrachlorobenzene | ND | | ug/l | 10 | 0.44 |
| Acetophenone | ND | | ug/l | 5.0 | 0.53 |
| 2,4,6-Trichlorophenol | ND | | ug/l | 5.0 | 0.61 |
| p-Chloro-m-cresol | ND | | ug/l | 2.0 | 0.35 |
| 2-Chlorophenol | ND | | ug/l | 2.0 | 0.48 |
| 2,4-Dichlorophenol | ND | | ug/l | 5.0 | 0.41 |
| 2,4-Dimethylphenol | ND | | ug/l | 5.0 | 1.8 |
| 2-Nitrophenol | ND | | ug/l | 10 | 0.85 |

**Project Name:** NORTH MAIN STREET SITE
**Project Number:** 12814, PHASE 3

**Lab Number:** L2304287
**Report Date:** 02/24/23

# Method Blank Analysis
## Batch Quality Control

Analytical Method: 1,8270E
Analytical Date: 01/28/23 12:36
Analyst: SZ

Extraction Method: EPA 3510C
Extraction Date: 01/27/23 16:13

| Parameter | Result | Qualifier | Units | RL | MDL |
|---|---|---|---|---|---|
| Semivolatile Organics by GC/MS - Westborough Lab for sample(s): 01-03 Batch: WG1738128-1 | | | | | |
| 4-Nitrophenol | ND | | ug/l | 10 | 0.67 |
| 2,4-Dinitrophenol | ND | | ug/l | 20 | 6.6 |
| 4,6-Dinitro-o-cresol | ND | | ug/l | 10 | 1.8 |
| Pentachlorophenol | ND | | ug/l | 10 | 1.8 |
| Phenol | ND | | ug/l | 5.0 | 0.57 |
| 2-Methylphenol | ND | | ug/l | 5.0 | 0.49 |
| 3-Methylphenol/4-Methylphenol | ND | | ug/l | 5.0 | 0.48 |
| 2,4,5-Trichlorophenol | ND | | ug/l | 5.0 | 0.77 |
| Benzoic Acid | ND | | ug/l | 50 | 2.6 |
| Benzyl Alcohol | ND | | ug/l | 2.0 | 0.59 |
| Carbazole | ND | | ug/l | 2.0 | 0.49 |

Tentatively Identified Compounds

| | | | |
|---|---|---|---|
| Total TIC Compounds | 40.7 | J | ug/l |
| Unknown Organic Acid | 13.0 | J | ug/l |
| Unknown | 8.87 | J | ug/l |
| Unknown | 1.56 | J | ug/l |
| Unknown | 9.42 | J | ug/l |
| Unknown Organic Acid | 7.82 | J | ug/l |

**Project Name:** NORTH MAIN STREET SITE
**Project Number:** 12814, PHASE 3

**Lab Number:** L2304287
**Report Date:** 02/24/23

# Method Blank Analysis
## Batch Quality Control

Analytical Method: 1,8270E
Analytical Date: 01/28/23 12:36
Analyst: SZ

Extraction Method: EPA 3510C
Extraction Date: 01/27/23 16:13

| Parameter | Result | Qualifier | Units | RL | MDL |
|---|---|---|---|---|---|
| Semivolatile Organics by GC/MS - Westborough Lab for sample(s): 01-03 Batch: WG1738128-1 | | | | | |

| Surrogate | %Recovery | Qualifier | Acceptance Criteria |
|---|---|---|---|
| 2-Fluorophenol | 34 | | 21-120 |
| Phenol-d6 | 36 | | 10-120 |
| Nitrobenzene-d5 | 68 | | 23-120 |
| 2-Fluorobiphenyl | 53 | | 15-120 |
| 2,4,6-Tribromophenol | 29 | | 10-120 |
| 4-Terphenyl-d14 | 56 | | 41-149 |

**Project Name:** NORTH MAIN STREET SITE
**Project Number:** 12814, PHASE 3

**Lab Number:** L2304287
**Report Date:** 02/24/23

# Method Blank Analysis
## Batch Quality Control

Analytical Method: 1,8270E-SIM
Analytical Date: 01/29/23 12:36
Analyst: WR

Extraction Method: EPA 3510C
Extraction Date: 01/27/23 16:17

| Parameter | Result | Qualifier | Units | RL | MDL |
|---|---|---|---|---|---|
| Semivolatile Organics by GC/MS-SIM - Westborough Lab for sample(s): 01-03 Batch: WG1738132-1 | | | | | |
| Acenaphthene | ND | | ug/l | 0.10 | 0.01 |
| 2-Chloronaphthalene | ND | | ug/l | 0.20 | 0.02 |
| Fluoranthene | ND | | ug/l | 0.10 | 0.02 |
| Hexachlorobutadiene | ND | | ug/l | 0.50 | 0.05 |
| Naphthalene | ND | | ug/l | 0.10 | 0.05 |
| Benzo(a)anthracene | 0.03 | J | ug/l | 0.10 | 0.02 |
| Benzo(a)pyrene | 0.02 | J | ug/l | 0.10 | 0.02 |
| Benzo(b)fluoranthene | 0.01 | J | ug/l | 0.10 | 0.01 |
| Benzo(k)fluoranthene | 0.01 | J | ug/l | 0.10 | 0.01 |
| Chrysene | 0.01 | J | ug/l | 0.10 | 0.01 |
| Acenaphthylene | ND | | ug/l | 0.10 | 0.01 |
| Anthracene | ND | | ug/l | 0.10 | 0.01 |
| Benzo(ghi)perylene | 0.02 | J | ug/l | 0.10 | 0.01 |
| Fluorene | ND | | ug/l | 0.10 | 0.01 |
| Phenanthrene | ND | | ug/l | 0.10 | 0.02 |
| Dibenzo(a,h)anthracene | ND | | ug/l | 0.10 | 0.01 |
| Indeno(1,2,3-cd)pyrene | 0.02 | J | ug/l | 0.10 | 0.01 |
| Pyrene | ND | | ug/l | 0.10 | 0.02 |
| 2-Methylnaphthalene | ND | | ug/l | 0.10 | 0.02 |
| Pentachlorophenol | ND | | ug/l | 0.80 | 0.01 |
| Hexachlorobenzene | 0.01 | J | ug/l | 0.80 | 0.01 |
| Hexachloroethane | ND | | ug/l | 0.80 | 0.06 |

**Project Name:** NORTH MAIN STREET SITE
**Project Number:** 12814, PHASE 3

**Lab Number:** L2304287
**Report Date:** 02/24/23

# Method Blank Analysis
## Batch Quality Control

Analytical Method: 1,8270E-SIM
Analytical Date: 01/29/23 12:36
Analyst: WR

Extraction Method: EPA 3510C
Extraction Date: 01/27/23 16:17

| Parameter | Result | Qualifier | Units | RL | MDL |
|---|---|---|---|---|---|
| Semivolatile Organics by GC/MS-SIM - Westborough Lab for sample(s): 01-03 Batch: WG1738132-1 | | | | | |

| Surrogate | %Recovery | Qualifier | Acceptance Criteria |
|---|---|---|---|
| 2-Fluorophenol | 36 | | 21-120 |
| Phenol-d6 | 38 | | 10-120 |
| Nitrobenzene-d5 | 80 | | 23-120 |
| 2-Fluorobiphenyl | 64 | | 15-120 |
| 2,4,6-Tribromophenol | 35 | | 10-120 |
| 4-Terphenyl-d14 | 67 | | 41-149 |

**Project Name:** NORTH MAIN STREET SITE
**Project Number:** 12814, PHASE 3

**Lab Number:** L2304287
**Report Date:** 02/24/23

# Method Blank Analysis
## Batch Quality Control

Analytical Method: 144,1633
Analytical Date: 02/20/23 14:10
Analyst: LMV

Extraction Method: EPA 1633
Extraction Date: 02/17/23 10:15

| Parameter | Result | Qualifier | Units | RL | MDL |
|---|---|---|---|---|---|
| Perfluorinated Alkyl Acids by EPA 1633 - Mansfield Lab for sample(s): 01-03 Batch: WG1745584-01 | | | | | |
| Perfluorobutanoic Acid (PFBA) | ND | | ng/l | 6.40 | 1.02 |
| Perfluoropentanoic Acid (PFPeA) | ND | | ng/l | 3.20 | 0.856 |
| Perfluorobutanesulfonic Acid (PFBS) | ND | | ng/l | 1.60 | 0.536 |
| Perfluorohexanoic Acid (PFHxA) | ND | | ng/l | 1.60 | 0.472 |
| Perfluoroheptanoic Acid (PFHpA) | ND | | ng/l | 1.60 | 0.320 |
| Perfluorohexanesulfonic Acid (PFHxS) | ND | | ng/l | 1.60 | 0.384 |
| Perfluorooctanoic Acid (PFOA) | ND | | ng/l | 1.60 | 0.696 |
| 1H,1H,2H,2H-Perfluorooctanesulfonic Acid (6:2FTS) | ND | | ng/l | 6.40 | 2.16 |
| Perfluoroheptanesulfonic Acid (PFHpS) | ND | | ng/l | 1.60 | 0.432 |
| Perfluorononanoic Acid (PFNA) | ND | | ng/l | 1.60 | 0.504 |
| Perfluorooctanesulfonic Acid (PFOS) | ND | | ng/l | 1.60 | 0.728 |
| Perfluorodecanoic Acid (PFDA) | ND | | ng/l | 1.60 | 0.648 |
| 1H,1H,2H,2H-Perfluorodecanesulfonic Acid (8:2FTS) | ND | | ng/l | 6.40 | 2.49 |
| N-Methyl Perfluorooctanesulfonamidoacetic Acid (NMeFOSAA) | ND | | ng/l | 1.60 | 0.872 |
| Perfluoroundecanoic Acid (PFUnA) | ND | | ng/l | 1.60 | 0.696 |
| Perfluorodecanesulfonic Acid (PFDS) | ND | | ng/l | 1.60 | 0.368 |
| Perfluorooctanesulfonamide (PFOSA) | ND | | ng/l | 1.60 | 0.432 |
| N-Ethyl Perfluorooctanesulfonamidoacetic Acid (NEtFOSAA) | ND | | ng/l | 1.60 | 0.864 |
| Perfluorododecanoic Acid (PFDoA) | ND | | ng/l | 1.60 | 0.736 |
| Perfluorotridecanoic Acid (PFTrDA) | ND | | ng/l | 1.60 | 0.600 |
| Perfluorotetradecanoic Acid (PFTeDA) | ND | | ng/l | 1.60 | 0.424 |
| PFOA/PFOS, Total | ND | | ng/l | 1.60 | 0.696 |

**Project Name:** NORTH MAIN STREET SITE
**Project Number:** 12814, PHASE 3

**Lab Number:** L2304287
**Report Date:** 02/24/23

# Method Blank Analysis
## Batch Quality Control

Analytical Method: 144,1633
Analytical Date: 02/20/23 14:10
Analyst: LMV

Extraction Method: EPA 1633
Extraction Date: 02/17/23 10:15

| Parameter | Result | Qualifier | Units | RL | MDL |
|---|---|---|---|---|---|
| Perfluorinated Alkyl Acids by EPA 1633 - Mansfield Lab for sample(s): 01-03 Batch: WG1745584-01 | | | | | |

| Surrogate | %Recovery | Qualifier | Acceptance Criteria |
|---|---|---|---|
| Perfluoro-n-[13C4]Butanoic Acid (13C4-PFBA) | 92 | | 20-150 |
| Perfluoro-n-[13C5]Pentanoic Acid (13C5-PFPeA) | 85 | | 20-150 |
| Perfluoro-1-[2,3,4-13C3]Butanesulfonic Acid (13C3-PFBS) | 94 | | 20-150 |
| Perfluoro-n-[1,2,3,4,6-13C5]Hexanoic Acid (13C5-PFHxA) | 91 | | 20-150 |
| Perfluoro-n-[1,2,3,4-13C4]Heptanoic Acid (13C4-PFHpA) | 83 | | 20-150 |
| Perfluoro-1-[1,2,3-13C3]Hexanesulfonic Acid (13C3-PFHxS) | 90 | | 20-150 |
| Perfluoro-n-[13C8]Octanoic Acid (13C8-PFOA) | 78 | | 20-150 |
| 1H,1H,2H,2H-Perfluoro-1-[1,2-13C2]Octanesulfonic Acid (13C2-6:2FTS) | 90 | | 20-150 |
| Perfluoro-n-[13C9]Nonanoic Acid (13C9-PFNA) | 90 | | 20-150 |
| Perfluoro-1-[13C8]Octanesulfonic Acid (13C8-PFOS) | 87 | | 20-150 |
| Perfluoro-n-[1,2,3,4,5,6-13C6]Decanoic Acid (13C6-PFDA) | 102 | | 20-150 |
| 1H,1H,2H,2H-Perfluoro-1-[1,2-13C2]Decanesulfonic Acid (13C2-8:2FTS) | 79 | | 20-150 |
| N-Methyl-d3-perfluoro-1-octanesulfonamidoacetic Acid (D3-NMeFOSAA) | 139 | | 20-150 |
| Perfluoro-n-[1,2,3,4,5,6,7-13C7]Undecanoic Acid (13C7-PFUnA) | 110 | | 20-150 |
| Perfluoro-1-[13C8]Octanesulfonamide (13C8-PFOSA) | 64 | | 20-150 |
| N-Ethyl-d5-perfluoro-1-octanesulfonamidoacetic Acid (D5-NEtFOSAA) | 89 | | 20-150 |
| Perfluoro-n-[1,2-13C2]Dodecanoic Acid (13C2-PFDoA) | 96 | | 20-150 |
| Perfluoro-n-[1,2-13C2]Tetradecanoic Acid (13C2-PFTeDA) | 97 | | 20-150 |

# Lab Control Sample Analysis

## Batch Quality Control

**Project Name:** NORTH MAIN STREET SITE

**Project Number:** 12814, PHASE 3

**Lab Number:** L2304287

**Report Date:** 02/24/23

| Parameter | LCS %Recovery | Qual | LCSD %Recovery | Qual | %Recovery Limits | RPD | Qual | RPD Limits |
|---|---|---|---|---|---|---|---|---|
| 1,4 Dioxane by 8270E-SIM - Mansfield Lab Associated sample(s): 01-03 Batch: WG1737975-2 WG1737975-3 | | | | | | | | |
| 1,4-Dioxane | 118 | | 119 | | 40-140 | 1 | | 30 |

| Surrogate | LCS %Recovery | Qual | LCSD %Recovery | Qual | Acceptance Criteria |
|---|---|---|---|---|---|
| 1,4-Dioxane-d8 | 50 | | 50 | | 15-110 |

# Lab Control Sample Analysis
## Batch Quality Control

**Project Name:** NORTH MAIN STREET SITE
**Project Number:** 12814, PHASE 3

**Lab Number:** L2304287
**Report Date:** 02/24/23

| Parameter | LCS %Recovery | Qual | LCSD %Recovery | Qual | %Recovery Limits | RPD | Qual | RPD Limits |
|---|---|---|---|---|---|---|---|---|
| Semivolatile Organics by GC/MS - Westborough Lab Associated sample(s): 01-03 Batch: WG1738128-2 WG1738128-3 | | | | | | | | |
| Acenaphthene | 69 | | 52 | | 37-111 | 28 | | 30 |
| 1,2,4-Trichlorobenzene | 65 | | 50 | | 39-98 | 26 | | 30 |
| Hexachlorobenzene | 69 | | 50 | | 40-140 | **32** | Q | 30 |
| Bis(2-chloroethyl)ether | 74 | | 55 | | 40-140 | 29 | | 30 |
| 2-Chloronaphthalene | 66 | | 48 | | 40-140 | **32** | Q | 30 |
| 1,2-Dichlorobenzene | 68 | | 52 | | 40-140 | 27 | | 30 |
| 1,3-Dichlorobenzene | 67 | | 52 | | 40-140 | 25 | | 30 |
| 1,4-Dichlorobenzene | 66 | | 51 | | 36-97 | 26 | | 30 |
| 3,3'-Dichlorobenzidine | **39** | Q | **35** | Q | 40-140 | 11 | | 30 |
| 2,4-Dinitrotoluene | 96 | | 73 | | 48-143 | 27 | | 30 |
| 2,6-Dinitrotoluene | 86 | | 63 | | 40-140 | **31** | Q | 30 |
| Fluoranthene | 65 | | 49 | | 40-140 | 28 | | 30 |
| 4-Chlorophenyl phenyl ether | 67 | | 49 | | 40-140 | **31** | Q | 30 |
| 4-Bromophenyl phenyl ether | 69 | | 53 | | 40-140 | 26 | | 30 |
| Bis(2-chloroisopropyl)ether | 78 | | 60 | | 40-140 | 26 | | 30 |
| Bis(2-chloroethoxy)methane | 82 | | 62 | | 40-140 | 28 | | 30 |
| Hexachlorobutadiene | 56 | | **39** | Q | 40-140 | **36** | Q | 30 |
| Hexachlorocyclopentadiene | 51 | | 40 | | 40-140 | 24 | | 30 |
| Hexachloroethane | 68 | | 53 | | 40-140 | 25 | | 30 |
| Isophorone | 75 | | 54 | | 40-140 | **33** | Q | 30 |
| Naphthalene | 67 | | 51 | | 40-140 | 27 | | 30 |
| Nitrobenzene | 82 | | 62 | | 40-140 | 28 | | 30 |
| NDPA/DPA | 68 | | 51 | | 40-140 | 29 | | 30 |

# Lab Control Sample Analysis
## Batch Quality Control

**Project Name:** NORTH MAIN STREET SITE
**Project Number:** 12814, PHASE 3

**Lab Number:** L2304287
**Report Date:** 02/24/23

| Parameter | LCS %Recovery | Qual | LCSD %Recovery | Qual | %Recovery Limits | RPD | Qual | RPD Limits |
|---|---|---|---|---|---|---|---|---|
| Semivolatile Organics by GC/MS - Westborough Lab Associated sample(s): 01-03 Batch: WG1738128-2 WG1738128-3 | | | | | | | | |
| n-Nitrosodi-n-propylamine | 75 | | 55 | | 29-132 | **31** | Q | 30 |
| Bis(2-ethylhexyl)phthalate | 89 | | 63 | | 40-140 | **34** | Q | 30 |
| Butyl benzyl phthalate | 80 | | 58 | | 40-140 | **32** | Q | 30 |
| Di-n-butylphthalate | 74 | | 53 | | 40-140 | **33** | Q | 30 |
| Di-n-octylphthalate | 84 | | 60 | | 40-140 | **33** | Q | 30 |
| Diethyl phthalate | 76 | | 57 | | 40-140 | 29 | | 30 |
| Dimethyl phthalate | 71 | | 52 | | 40-140 | **31** | Q | 30 |
| Benzo(a)anthracene | 74 | | 54 | | 40-140 | **31** | Q | 30 |
| Benzo(a)pyrene | 68 | | 52 | | 40-140 | 27 | | 30 |
| Benzo(b)fluoranthene | 75 | | 56 | | 40-140 | 29 | | 30 |
| Benzo(k)fluoranthene | 65 | | 48 | | 40-140 | 30 | | 30 |
| Chrysene | 73 | | 52 | | 40-140 | **34** | Q | 30 |
| Acenaphthylene | 72 | | 53 | | 45-123 | 30 | | 30 |
| Anthracene | 69 | | 52 | | 40-140 | 28 | | 30 |
| Benzo(ghi)perylene | 66 | | 48 | | 40-140 | **32** | Q | 30 |
| Fluorene | 71 | | 53 | | 40-140 | 29 | | 30 |
| Phenanthrene | 70 | | 51 | | 40-140 | **31** | Q | 30 |
| Dibenzo(a,h)anthracene | 67 | | 47 | | 40-140 | **35** | Q | 30 |
| Indeno(1,2,3-cd)pyrene | 69 | | 49 | | 40-140 | **34** | Q | 30 |
| Pyrene | 67 | | 50 | | 26-127 | 29 | | 30 |
| Biphenyl | 68 | | 50 | | 40-140 | **31** | Q | 30 |
| 4-Chloroaniline | 52 | | 50 | | 40-140 | 4 | | 30 |
| 2-Nitroaniline | 95 | | 69 | | 52-143 | **32** | Q | 30 |

# Lab Control Sample Analysis
## Batch Quality Control

**Project Name:** NORTH MAIN STREET SITE
**Project Number:** 12814, PHASE 3
**Lab Number:** L2304287
**Report Date:** 02/24/23

| Parameter | LCS %Recovery | Qual | LCSD %Recovery | Qual | %Recovery Limits | RPD | Qual | RPD Limits |
|---|---|---|---|---|---|---|---|---|
| Semivolatile Organics by GC/MS - Westborough Lab Associated sample(s): 01-03 Batch: WG1738128-2 WG1738128-3 | | | | | | | | |
| 3-Nitroaniline | 75 | | 62 | | 25-145 | 19 | | 30 |
| 4-Nitroaniline | 82 | | 67 | | 51-143 | 20 | | 30 |
| Dibenzofuran | 71 | | 52 | | 40-140 | **31** | Q | 30 |
| 2-Methylnaphthalene | 65 | | 48 | | 40-140 | 30 | | 30 |
| 1,2,4,5-Tetrachlorobenzene | 62 | | 46 | | 2-134 | 30 | | 30 |
| Acetophenone | 73 | | 54 | | 39-129 | 30 | | 30 |
| 2,4,6-Trichlorophenol | 64 | | 48 | | 30-130 | 29 | | 30 |
| p-Chloro-m-cresol | 70 | | 51 | | 23-97 | **31** | Q | 30 |
| 2-Chlorophenol | 76 | | 56 | | 27-123 | 30 | | 30 |
| 2,4-Dichlorophenol | 75 | | 53 | | 30-130 | **34** | Q | 30 |
| 2,4-Dimethylphenol | **20** | Q | **22** | Q | 30-130 | 10 | | 30 |
| 2-Nitrophenol | 99 | | 70 | | 30-130 | **34** | Q | 30 |
| 4-Nitrophenol | **89** | Q | 67 | | 10-80 | 28 | | 30 |
| 2,4-Dinitrophenol | 114 | | 86 | | 20-130 | 28 | | 30 |
| 4,6-Dinitro-o-cresol | 110 | | 88 | | 20-164 | 22 | | 30 |
| Pentachlorophenol | 69 | | 46 | | 9-103 | **40** | Q | 30 |
| Phenol | 53 | | 42 | | 12-110 | 23 | | 30 |
| 2-Methylphenol | 58 | | 45 | | 30-130 | 25 | | 30 |
| 3-Methylphenol/4-Methylphenol | 68 | | 52 | | 30-130 | 27 | | 30 |
| 2,4,5-Trichlorophenol | 68 | | 50 | | 30-130 | **31** | Q | 30 |
| Benzoic Acid | 74 | | 54 | | 10-164 | **31** | Q | 30 |
| Benzyl Alcohol | 74 | | 55 | | 26-116 | 29 | | 30 |
| Carbazole | 71 | | **52** | Q | 55-144 | **31** | Q | 30 |

# Lab Control Sample Analysis

## Batch Quality Control

**Project Name:** NORTH MAIN STREET SITE

**Project Number:** 12814, PHASE 3

**Lab Number:** L2304287

**Report Date:** 02/24/23

| Parameter | LCS %Recovery | Qual | LCSD %Recovery | Qual | %Recovery Limits | RPD | Qual | RPD Limits |
|---|---|---|---|---|---|---|---|---|
| Semivolatile Organics by GC/MS - Westborough Lab Associated sample(s): 01-03 Batch: WG1738128-2 WG1738128-3 | | | | | | | | |

| Surrogate | LCS %Recovery | Qual | LCSD %Recovery | Qual | Acceptance Criteria |
|---|---|---|---|---|---|
| 2-Fluorophenol | 64 | | 50 | | 21-120 |
| Phenol-d6 | 60 | | 47 | | 10-120 |
| Nitrobenzene-d5 | 90 | | 68 | | 23-120 |
| 2-Fluorobiphenyl | 70 | | 52 | | 15-120 |
| 2,4,6-Tribromophenol | 73 | | 54 | | 10-120 |
| 4-Terphenyl-d14 | 68 | | 51 | | 41-149 |

# Lab Control Sample Analysis
## Batch Quality Control

**Project Name:** NORTH MAIN STREET SITE
**Project Number:** 12814, PHASE 3

**Lab Number:** L2304287
**Report Date:** 02/24/23

| Parameter | LCS %Recovery | Qual | LCSD %Recovery | Qual | %Recovery Limits | RPD | Qual | RPD Limits |
|---|---|---|---|---|---|---|---|---|
| Semivolatile Organics by GC/MS-SIM - Westborough Lab Associated sample(s): 01-03 Batch: WG1738132-2 WG1738132-3 | | | | | | | | |
| Acenaphthene | 59 | | 50 | | 40-140 | 17 | | 40 |
| 2-Chloronaphthalene | 64 | | 57 | | 40-140 | 12 | | 40 |
| Fluoranthene | 66 | | 58 | | 40-140 | 13 | | 40 |
| Hexachlorobutadiene | 59 | | 50 | | 40-140 | 17 | | 40 |
| Naphthalene | 57 | | 50 | | 40-140 | 13 | | 40 |
| Benzo(a)anthracene | 72 | | 64 | | 40-140 | 12 | | 40 |
| Benzo(a)pyrene | 73 | | 63 | | 40-140 | 15 | | 40 |
| Benzo(b)fluoranthene | 74 | | 64 | | 40-140 | 14 | | 40 |
| Benzo(k)fluoranthene | 71 | | 65 | | 40-140 | 9 | | 40 |
| Chrysene | 71 | | 63 | | 40-140 | 12 | | 40 |
| Acenaphthylene | 70 | | 56 | | 40-140 | 22 | | 40 |
| Anthracene | 67 | | 55 | | 40-140 | 20 | | 40 |
| Benzo(ghi)perylene | 71 | | 63 | | 40-140 | 12 | | 40 |
| Fluorene | 64 | | 55 | | 40-140 | 15 | | 40 |
| Phenanthrene | 64 | | 56 | | 40-140 | 13 | | 40 |
| Dibenzo(a,h)anthracene | 78 | | 69 | | 40-140 | 12 | | 40 |
| Indeno(1,2,3-cd)pyrene | 79 | | 72 | | 40-140 | 9 | | 40 |
| Pyrene | 67 | | 57 | | 40-140 | 16 | | 40 |
| 2-Methylnaphthalene | 60 | | 52 | | 40-140 | 14 | | 40 |
| Pentachlorophenol | 101 | | 98 | | 40-140 | 3 | | 40 |
| Hexachlorobenzene | 76 | | 68 | | 40-140 | 11 | | 40 |
| Hexachloroethane | 58 | | 50 | | 40-140 | 15 | | 40 |

# Lab Control Sample Analysis

## Batch Quality Control

**Project Name:** NORTH MAIN STREET SITE

**Project Number:** 12814, PHASE 3

**Lab Number:** L2304287

**Report Date:** 02/24/23

| Parameter | LCS %Recovery | Qual | LCSD %Recovery | Qual | %Recovery Limits | RPD | Qual | RPD Limits |
|---|---|---|---|---|---|---|---|---|
| Semivolatile Organics by GC/MS-SIM - Westborough Lab Associated sample(s): 01-03 Batch: WG1738132-2 WG1738132-3 | | | | | | | | |

| Surrogate | LCS %Recovery | Qual | LCSD %Recovery | Qual | Acceptance Criteria |
|---|---|---|---|---|---|
| 2-Fluorophenol | **0** | Q | **0** | Q | 21-120 |
| Phenol-d6 | **0** | Q | **0** | Q | 10-120 |
| Nitrobenzene-d5 | **0** | Q | **0** | Q | 23-120 |
| 2-Fluorobiphenyl | **4** | Q | **2** | Q | 15-120 |
| 2,4,6-Tribromophenol | **0** | Q | **0** | Q | 10-120 |
| 4-Terphenyl-d14 | **13** | Q | **12** | Q | 41-149 |

# Lab Control Sample Analysis
## Batch Quality Control

**Project Name:** NORTH MAIN STREET SITE
**Project Number:** 12814, PHASE 3

**Lab Number:** L2304287
**Report Date:** 02/24/23

| Parameter | Low Level LCS %Recovery | Qual | Low Level LCSD %Recovery | Qual | %Recovery Limits | RPD | Qual | RPD Limits |
|---|---|---|---|---|---|---|---|---|
| Perfluorinated Alkyl Acids by EPA 1633 - Mansfield Lab Associated sample(s): 01-03 Batch: WG1745584-02 LOW LEVEL | | | | | | | | |
| Perfluorobutanoic Acid (PFBA) | 96 | | - | | 40-150 | - | | 30 |
| Perfluoropentanoic Acid (PFPeA) | 90 | | - | | 40-150 | - | | 30 |
| Perfluorobutanesulfonic Acid (PFBS) | 99 | | - | | 40-150 | - | | 30 |
| Perfluorohexanoic Acid (PFHxA) | 92 | | - | | 40-150 | - | | 30 |
| Perfluoroheptanoic Acid (PFHpA) | 82 | | - | | 40-150 | - | | 30 |
| Perfluorohexanesulfonic Acid (PFHxS) | 96 | | - | | 40-150 | - | | 30 |
| Perfluorooctanoic Acid (PFOA) | 105 | | - | | 40-150 | - | | 30 |
| 1H,1H,2H,2H-Perfluorooctanesulfonic Acid (6:2FTS) | 106 | | - | | 40-150 | - | | 30 |
| Perfluoroheptanesulfonic Acid (PFHpS) | 105 | | - | | 40-150 | - | | 30 |
| Perfluorononanoic Acid (PFNA) | 122 | | - | | 40-150 | - | | 30 |
| Perfluorooctanesulfonic Acid (PFOS) | 102 | | - | | 40-150 | - | | 30 |
| Perfluorodecanoic Acid (PFDA) | 112 | | - | | 40-150 | - | | 30 |
| 1H,1H,2H,2H-Perfluorodecanesulfonic Acid (8:2FTS) | 106 | | - | | 40-150 | - | | 30 |
| N-Methyl Perfluorooctanesulfonamidoacetic Acid (NMeFOSAA) | 95 | | - | | 40-150 | - | | 30 |
| Perfluoroundecanoic Acid (PFUnA) | 102 | | - | | 40-150 | - | | 30 |
| Perfluorodecanesulfonic Acid (PFDS) | 93 | | - | | 40-150 | - | | 30 |
| Perfluorooctanesulfonamide (PFOSA) | 88 | | - | | 40-150 | - | | 30 |
| N-Ethyl Perfluorooctanesulfonamidoacetic Acid (NEtFOSAA) | 125 | | - | | 40-150 | - | | 30 |
| Perfluorododecanoic Acid (PFDoA) | 72 | | - | | 40-150 | - | | 30 |
| Perfluorotridecanoic Acid (PFTrDA) | 92 | | - | | 40-150 | - | | 30 |
| Perfluorotetradecanoic Acid (PFTeDA) | 95 | | - | | 40-150 | - | | 30 |

# Lab Control Sample Analysis

## Batch Quality Control

**Project Name:** NORTH MAIN STREET SITE

**Project Number:** 12814, PHASE 3

**Lab Number:** L2304287

**Report Date:** 02/24/23

| Parameter | Low Level LCS %Recovery | Qual | Low Level LCSD %Recovery | Qual | %Recovery Limits | RPD | Qual | RPD Limits |
|---|---|---|---|---|---|---|---|---|

Perfluorinated Alkyl Acids by EPA 1633 - Mansfield Lab Associated sample(s): 01-03 Batch: WG1745584-02 LOW LEVEL

| Surrogate | LCS %Recovery | Qual | LCSD %Recovery | Qual | Acceptance Criteria |
|---|---|---|---|---|---|
| Perfluoro-n-[13C4]Butanoic Acid (13C4-PFBA) | 94 | | | | 20-150 |
| Perfluoro-n-[13C5]Pentanoic Acid (13C5-PFPeA) | 93 | | | | 20-150 |
| Perfluoro-1-[2,3,4-13C3]Butanesulfonic Acid (13C3-PFBS) | 97 | | | | 20-150 |
| Perfluoro-n-[1,2,3,4,6-13C5]Hexanoic Acid (13C5-PFHxA) | 88 | | | | 20-150 |
| Perfluoro-n-[1,2,3,4-13C4]Heptanoic Acid (13C4-PFHpA) | 97 | | | | 20-150 |
| Perfluoro-1-[1,2,3-13C3]Hexanesulfonic Acid (13C3-PFHxS) | 90 | | | | 20-150 |
| Perfluoro-n-[13C8]Octanoic Acid (13C8-PFOA) | 84 | | | | 20-150 |
| 1H,1H,2H,2H-Perfluoro-1-[1,2-13C2]Octanesulfonic Acid (13C2-6:2FTS) | 94 | | | | 20-150 |
| Perfluoro-n-[13C9]Nonanoic Acid (13C9-PFNA) | 78 | | | | 20-150 |
| Perfluoro-1-[13C8]Octanesulfonic Acid (13C8-PFOS) | 84 | | | | 20-150 |
| Perfluoro-n-[1,2,3,4,5,6-13C6]Decanoic Acid (13C6-PFDA) | 77 | | | | 20-150 |
| 1H,1H,2H,2H-Perfluoro-1-[1,2-13C2]Decanesulfonic Acid (13C2-8:2FTS) | 73 | | | | 20-150 |
| N-Methyl-d3-perfluoro-1-octanesulfonamidoacetic Acid (D3-NMeFOSAA) | 135 | | | | 20-150 |
| Perfluoro-n-[1,2,3,4,5,6,7-13C7]Undecanoic Acid (13C7-PFUnA) | 90 | | | | 20-150 |
| Perfluoro-1-[13C8]Octanesulfonamide (13C8-PFOSA) | 64 | | | | 20-150 |
| N-Ethyl-d5-perfluoro-1-octanesulfonamidoacetic Acid (D5-NEtFOSAA) | 80 | | | | 20-150 |
| Perfluoro-n-[1,2-13C2]Dodecanoic Acid (13C2-PFDoA) | 87 | | | | 20-150 |
| Perfluoro-n-[1,2-13C2]Tetradecanoic Acid (13C2-PFTeDA) | 66 | | | | 20-150 |

# Lab Control Sample Analysis
## Batch Quality Control

**Project Name:** NORTH MAIN STREET SITE
**Project Number:** 12814, PHASE 3
**Lab Number:** L2304287
**Report Date:** 02/24/23

| Parameter | LCS %Recovery | Qual | LCSD %Recovery | Qual | %Recovery Limits | RPD | Qual | RPD Limits |
|---|---|---|---|---|---|---|---|---|
| Perfluorinated Alkyl Acids by EPA 1633 - Mansfield Lab Associated sample(s): 01-03 Batch: WG1745584-03 | | | | | | | | |
| Perfluorobutanoic Acid (PFBA) | 110 | | - | | 40-150 | - | | 30 |
| Perfluoropentanoic Acid (PFPeA) | 105 | | - | | 40-150 | - | | 30 |
| Perfluorobutanesulfonic Acid (PFBS) | 110 | | - | | 40-150 | - | | 30 |
| Perfluorohexanoic Acid (PFHxA) | 112 | | - | | 40-150 | - | | 30 |
| Perfluoroheptanoic Acid (PFHpA) | 109 | | - | | 40-150 | - | | 30 |
| Perfluorohexanesulfonic Acid (PFHxS) | 100 | | - | | 40-150 | - | | 30 |
| Perfluorooctanoic Acid (PFOA) | 111 | | - | | 40-150 | - | | 30 |
| 1H,1H,2H,2H-Perfluorooctanesulfonic Acid (6:2FTS) | 109 | | - | | 40-150 | - | | 30 |
| Perfluoroheptanesulfonic Acid (PFHpS) | 113 | | - | | 40-150 | - | | 30 |
| Perfluorononanoic Acid (PFNA) | 145 | | - | | 40-150 | - | | 30 |
| Perfluorooctanesulfonic Acid (PFOS) | 110 | | - | | 40-150 | - | | 30 |
| Perfluorodecanoic Acid (PFDA) | 119 | | - | | 40-150 | - | | 30 |
| 1H,1H,2H,2H-Perfluorodecanesulfonic Acid (8:2FTS) | 126 | | - | | 40-150 | - | | 30 |
| N-Methyl Perfluorooctanesulfonamidoacetic Acid (NMeFOSAA) | 127 | | - | | 40-150 | - | | 30 |
| Perfluoroundecanoic Acid (PFUnA) | 129 | | - | | 40-150 | - | | 30 |
| Perfluorodecanesulfonic Acid (PFDS) | 108 | | - | | 40-150 | - | | 30 |
| Perfluorooctanesulfonamide (PFOSA) | 113 | | - | | 40-150 | - | | 30 |
| N-Ethyl Perfluorooctanesulfonamidoacetic Acid (NEtFOSAA) | 121 | | - | | 40-150 | - | | 30 |
| Perfluorododecanoic Acid (PFDoA) | 126 | | - | | 40-150 | - | | 30 |
| Perfluorotridecanoic Acid (PFTrDA) | 125 | | - | | 40-150 | - | | 30 |
| Perfluorotetradecanoic Acid (PFTeDA) | 127 | | - | | 40-150 | - | | 30 |

# Lab Control Sample Analysis

## Batch Quality Control

**Project Name:** NORTH MAIN STREET SITE

**Project Number:** 12814, PHASE 3

**Lab Number:** L2304287

**Report Date:** 02/24/23

| Parameter | LCS %Recovery | Qual | LCSD %Recovery | Qual | %Recovery Limits | RPD | Qual | RPD Limits |
|---|---|---|---|---|---|---|---|---|

Perfluorinated Alkyl Acids by EPA 1633 - Mansfield Lab Associated sample(s): 01-03 Batch: WG1745584-03

| Surrogate | LCS %Recovery | Qual | LCSD %Recovery | Qual | Acceptance Criteria |
|---|---|---|---|---|---|
| Perfluoro-n-[13C4]Butanoic Acid (13C4-PFBA) | 88 | | | | 20-150 |
| Perfluoro-n-[13C5]Pentanoic Acid (13C5-PFPeA) | 86 | | | | 20-150 |
| Perfluoro-1-[2,3,4-13C3]Butanesulfonic Acid (13C3-PFBS) | 88 | | | | 20-150 |
| Perfluoro-n-[1,2,3,4,6-13C5]Hexanoic Acid (13C5-PFHxA) | 86 | | | | 20-150 |
| Perfluoro-n-[1,2,3,4-13C4]Heptanoic Acid (13C4-PFHpA) | 84 | | | | 20-150 |
| Perfluoro-1-[1,2,3-13C3]Hexanesulfonic Acid (13C3-PFHxS) | 89 | | | | 20-150 |
| Perfluoro-n-[13C8]Octanoic Acid (13C8-PFOA) | 82 | | | | 20-150 |
| 1H,1H,2H,2H-Perfluoro-1-[1,2-13C2]Octanesulfonic Acid (13C2-6:2FTS) | 94 | | | | 20-150 |
| Perfluoro-n-[13C9]Nonanoic Acid (13C9-PFNA) | 71 | | | | 20-150 |
| Perfluoro-1-[13C8]Octanesulfonic Acid (13C8-PFOS) | 93 | | | | 20-150 |
| Perfluoro-n-[1,2,3,4,5,6-13C6]Decanoic Acid (13C6-PFDA) | 84 | | | | 20-150 |
| 1H,1H,2H,2H-Perfluoro-1-[1,2-13C2]Decanesulfonic Acid (13C2-8:2FTS) | 73 | | | | 20-150 |
| N-Methyl-d3-perfluoro-1-octanesulfonamidoacetic Acid (D3-NMeFOSAA) | 121 | | | | 20-150 |
| Perfluoro-n-[1,2,3,4,5,6,7-13C7]Undecanoic Acid (13C7-PFUnA) | 85 | | | | 20-150 |
| Perfluoro-1-[13C8]Octanesulfonamide (13C8-PFOSA) | 66 | | | | 20-150 |
| N-Ethyl-d5-perfluoro-1-octanesulfonamidoacetic Acid (D5-NEtFOSAA) | 85 | | | | 20-150 |
| Perfluoro-n-[1,2-13C2]Dodecanoic Acid (13C2-PFDoA) | 88 | | | | 20-150 |
| Perfluoro-n-[1,2-13C2]Tetradecanoic Acid (13C2-PFTeDA) | 81 | | | | 20-150 |

# PCBS

**Project Name:** NORTH MAIN STREET SITE
**Project Number:** 12814, PHASE 3
**Lab Number:** L2304287
**Report Date:** 02/24/23

## SAMPLE RESULTS

Lab ID: L2304287-01
Client ID: TWP-201
Sample Location: 128-158 NORTH MAIN ST. PORT CHESTER NY

Date Collected: 01/25/23 09:30
Date Received: 01/25/23
Field Prep: Not Specified

Sample Depth:
Matrix: Water
Analytical Method: 1,8082A
Analytical Date: 01/29/23 16:35
Analyst: ER

Extraction Method: EPA 3510C
Extraction Date: 01/28/23 19:08
Cleanup Method: EPA 3665A
Cleanup Date: 01/29/23
Cleanup Method: EPA 3660B
Cleanup Date: 01/29/23

| Parameter | Result | Qualifier | Units | RL | MDL | Dilution Factor | Column |
|---|---|---|---|---|---|---|---|
| Polychlorinated Biphenyls by GC - Westborough Lab | | | | | | | |
| Aroclor 1016 | ND | | ug/l | 0.071 | 0.061 | 1 | A |
| Aroclor 1221 | ND | | ug/l | 0.071 | 0.061 | 1 | A |
| Aroclor 1232 | ND | | ug/l | 0.071 | 0.061 | 1 | A |
| Aroclor 1242 | ND | | ug/l | 0.071 | 0.061 | 1 | A |
| Aroclor 1248 | ND | | ug/l | 0.071 | 0.061 | 1 | A |
| Aroclor 1254 | ND | | ug/l | 0.071 | 0.061 | 1 | A |
| Aroclor 1260 | ND | | ug/l | 0.071 | 0.061 | 1 | A |
| Aroclor 1262 | ND | | ug/l | 0.071 | 0.061 | 1 | A |
| Aroclor 1268 | ND | | ug/l | 0.071 | 0.061 | 1 | A |
| PCBs, Total | ND | | ug/l | 0.071 | 0.061 | 1 | A |

| Surrogate | % Recovery | Qualifier | Acceptance Criteria | Column |
|---|---|---|---|---|
| 2,4,5,6-Tetrachloro-m-xylene | 68 | | 30-150 | A |
| Decachlorobiphenyl | 63 | | 30-150 | A |
| 2,4,5,6-Tetrachloro-m-xylene | 73 | | 30-150 | B |
| Decachlorobiphenyl | 65 | | 30-150 | B |

**Project Name:** NORTH MAIN STREET SITE
**Project Number:** 12814, PHASE 3
**Lab Number:** L2304287
**Report Date:** 02/24/23

## SAMPLE RESULTS

Lab ID: L2304287-02
Client ID: DUP-GW-20230125
Sample Location: 128-158 NORTH MAIN ST. PORT CHESTER NY

Date Collected: 01/25/23 10:15
Date Received: 01/25/23
Field Prep: Not Specified

Sample Depth:
Matrix: Water
Analytical Method: 1,8082A
Analytical Date: 01/29/23 16:44
Analyst: ER

Extraction Method: EPA 3510C
Extraction Date: 01/28/23 19:08
Cleanup Method: EPA 3665A
Cleanup Date: 01/29/23
Cleanup Method: EPA 3660B
Cleanup Date: 01/29/23

| Parameter | Result | Qualifier | Units | RL | MDL | Dilution Factor | Column |
|---|---|---|---|---|---|---|---|
| Polychlorinated Biphenyls by GC - Westborough Lab | | | | | | | |
| Aroclor 1016 | ND | | ug/l | 0.071 | 0.061 | 1 | A |
| Aroclor 1221 | ND | | ug/l | 0.071 | 0.061 | 1 | A |
| Aroclor 1232 | ND | | ug/l | 0.071 | 0.061 | 1 | A |
| Aroclor 1242 | ND | | ug/l | 0.071 | 0.061 | 1 | A |
| Aroclor 1248 | ND | | ug/l | 0.071 | 0.061 | 1 | A |
| Aroclor 1254 | ND | | ug/l | 0.071 | 0.061 | 1 | A |
| Aroclor 1260 | ND | | ug/l | 0.071 | 0.061 | 1 | A |
| Aroclor 1262 | ND | | ug/l | 0.071 | 0.061 | 1 | A |
| Aroclor 1268 | ND | | ug/l | 0.071 | 0.061 | 1 | A |
| PCBs, Total | ND | | ug/l | 0.071 | 0.061 | 1 | A |

| Surrogate | % Recovery | Qualifier | Acceptance Criteria | Column |
|---|---|---|---|---|
| 2,4,5,6-Tetrachloro-m-xylene | 93 | | 30-150 | A |
| Decachlorobiphenyl | 91 | | 30-150 | A |
| 2,4,5,6-Tetrachloro-m-xylene | 94 | | 30-150 | B |
| Decachlorobiphenyl | 99 | | 30-150 | B |

**Project Name:** NORTH MAIN STREET SITE
**Project Number:** 12814, PHASE 3
**Lab Number:** L2304287
**Report Date:** 02/24/23

## SAMPLE RESULTS

Lab ID: L2304287-03
Client ID: FB-GW-230125
Sample Location: 128-158 NORTH MAIN ST. PORT CHESTER NY

Date Collected: 01/25/23 14:40
Date Received: 01/25/23
Field Prep: Not Specified

Sample Depth:
Matrix: Water
Analytical Method: 1,8082A
Analytical Date: 01/29/23 16:54
Analyst: ER

Extraction Method: EPA 3510C
Extraction Date: 01/28/23 19:08
Cleanup Method: EPA 3665A
Cleanup Date: 01/29/23
Cleanup Method: EPA 3660B
Cleanup Date: 01/29/23

| Parameter | Result | Qualifier | Units | RL | MDL | Dilution Factor | Column |
|---|---|---|---|---|---|---|---|
| Polychlorinated Biphenyls by GC - Westborough Lab | | | | | | | |
| Aroclor 1016 | ND | | ug/l | 0.071 | 0.061 | 1 | A |
| Aroclor 1221 | ND | | ug/l | 0.071 | 0.061 | 1 | A |
| Aroclor 1232 | ND | | ug/l | 0.071 | 0.061 | 1 | A |
| Aroclor 1242 | ND | | ug/l | 0.071 | 0.061 | 1 | A |
| Aroclor 1248 | ND | | ug/l | 0.071 | 0.061 | 1 | A |
| Aroclor 1254 | ND | | ug/l | 0.071 | 0.061 | 1 | A |
| Aroclor 1260 | ND | | ug/l | 0.071 | 0.061 | 1 | A |
| Aroclor 1262 | ND | | ug/l | 0.071 | 0.061 | 1 | A |
| Aroclor 1268 | ND | | ug/l | 0.071 | 0.061 | 1 | A |
| PCBs, Total | ND | | ug/l | 0.071 | 0.061 | 1 | A |

| Surrogate | % Recovery | Qualifier | Acceptance Criteria | Column |
|---|---|---|---|---|
| 2,4,5,6-Tetrachloro-m-xylene | 78 | | 30-150 | A |
| Decachlorobiphenyl | 77 | | 30-150 | A |
| 2,4,5,6-Tetrachloro-m-xylene | 79 | | 30-150 | B |
| Decachlorobiphenyl | 81 | | 30-150 | B |

**Project Name:** NORTH MAIN STREET SITE
**Project Number:** 12814, PHASE 3

**Lab Number:** L2304287
**Report Date:** 02/24/23

# Method Blank Analysis
## Batch Quality Control

Analytical Method: 1,8082A
Analytical Date: 01/29/23 16:07
Analyst: ER

Extraction Method: EPA 3510C
Extraction Date: 01/28/23 19:08
Cleanup Method: EPA 3665A
Cleanup Date: 01/29/23
Cleanup Method: EPA 3660B
Cleanup Date: 01/29/23

| Parameter | Result | Qualifier | Units | RL | MDL | Column |
|---|---|---|---|---|---|---|
| Polychlorinated Biphenyls by GC - Westborough Lab for sample(s): 01-03 Batch: WG1738372-1 | | | | | | |
| Aroclor 1016 | ND | | ug/l | 0.071 | 0.061 | A |
| Aroclor 1221 | ND | | ug/l | 0.071 | 0.061 | A |
| Aroclor 1232 | ND | | ug/l | 0.071 | 0.061 | A |
| Aroclor 1242 | ND | | ug/l | 0.071 | 0.061 | A |
| Aroclor 1248 | ND | | ug/l | 0.071 | 0.061 | A |
| Aroclor 1254 | ND | | ug/l | 0.071 | 0.061 | A |
| Aroclor 1260 | ND | | ug/l | 0.071 | 0.061 | A |
| Aroclor 1262 | ND | | ug/l | 0.071 | 0.061 | A |
| Aroclor 1268 | ND | | ug/l | 0.071 | 0.061 | A |
| PCBs, Total | ND | | ug/l | 0.071 | 0.061 | A |

| Surrogate | %Recovery | Qualifier | Acceptance Criteria | Column |
|---|---|---|---|---|
| 2,4,5,6-Tetrachloro-m-xylene | 88 | | 30-150 | A |
| Decachlorobiphenyl | 93 | | 30-150 | A |
| 2,4,5,6-Tetrachloro-m-xylene | 78 | | 30-150 | B |
| Decachlorobiphenyl | 102 | | 30-150 | B |

# Lab Control Sample Analysis

## Batch Quality Control

**Project Name:** NORTH MAIN STREET SITE

**Project Number:** 12814, PHASE 3

**Lab Number:** L2304287

**Report Date:** 02/24/23

| Parameter | LCS %Recovery | Qual | LCSD %Recovery | Qual | %Recovery Limits | RPD | Qual | RPD Limits | Column |
|---|---|---|---|---|---|---|---|---|---|
| Polychlorinated Biphenyls by GC - Westborough Lab Associated sample(s): 01-03 Batch: WG1738372-2 WG1738372-3 | | | | | | | | | |
| Aroclor 1016 | 90 | | 92 | | 40-140 | 2 | | 50 | A |
| Aroclor 1260 | 82 | | 85 | | 40-140 | 3 | | 50 | A |

| Surrogate | LCS %Recovery | Qual | LCSD %Recovery | Qual | Acceptance Criteria | Column |
|---|---|---|---|---|---|---|
| 2,4,5,6-Tetrachloro-m-xylene | 81 | | 82 | | 30-150 | A |
| Decachlorobiphenyl | 91 | | 93 | | 30-150 | A |
| 2,4,5,6-Tetrachloro-m-xylene | 82 | | 79 | | 30-150 | B |
| Decachlorobiphenyl | 101 | | 98 | | 30-150 | B |

# PESTICIDES

**Project Name:** NORTH MAIN STREET SITE
**Project Number:** 12814, PHASE 3

**Lab Number:** L2304287
**Report Date:** 02/24/23

## SAMPLE RESULTS

Lab ID: L2304287-01
Client ID: TWP-201
Sample Location: 128-158 NORTH MAIN ST. PORT CHESTER NY

Date Collected: 01/25/23 09:30
Date Received: 01/25/23
Field Prep: Not Specified

Sample Depth:
Matrix: Water
Analytical Method: 1,8081B
Analytical Date: 01/29/23 14:01
Analyst: EJL

Extraction Method: EPA 3510C
Extraction Date: 01/28/23 15:32

| Parameter | Result | Qualifier | Units | RL | MDL | Dilution Factor | Column |
|---|---|---|---|---|---|---|---|
| Organochlorine Pesticides by GC - Westborough Lab | | | | | | | |
| Delta-BHC | ND | | ug/l | 0.014 | 0.003 | 1 | A |
| Lindane | ND | | ug/l | 0.014 | 0.003 | 1 | A |
| Alpha-BHC | ND | | ug/l | 0.014 | 0.003 | 1 | A |
| Beta-BHC | ND | | ug/l | 0.014 | 0.004 | 1 | A |
| Heptachlor | ND | | ug/l | 0.014 | 0.002 | 1 | A |
| Aldrin | ND | | ug/l | 0.014 | 0.002 | 1 | A |
| Heptachlor epoxide | ND | | ug/l | 0.014 | 0.003 | 1 | A |
| Endrin | ND | | ug/l | 0.029 | 0.003 | 1 | A |
| Endrin aldehyde | ND | | ug/l | 0.029 | 0.006 | 1 | A |
| Endrin ketone | ND | | ug/l | 0.029 | 0.003 | 1 | A |
| Dieldrin | ND | | ug/l | 0.029 | 0.003 | 1 | A |
| 4,4'-DDE | ND | | ug/l | 0.029 | 0.003 | 1 | A |
| 4,4'-DDD | ND | | ug/l | 0.029 | 0.003 | 1 | A |
| 4,4'-DDT | ND | | ug/l | 0.029 | 0.003 | 1 | A |
| Endosulfan I | ND | | ug/l | 0.014 | 0.002 | 1 | A |
| Endosulfan II | ND | | ug/l | 0.029 | 0.004 | 1 | A |
| Endosulfan sulfate | ND | | ug/l | 0.029 | 0.003 | 1 | A |
| Methoxychlor | ND | | ug/l | 0.143 | 0.005 | 1 | A |
| Toxaphene | ND | | ug/l | 0.143 | 0.045 | 1 | A |
| cis-Chlordane | ND | | ug/l | 0.014 | 0.005 | 1 | A |
| trans-Chlordane | ND | | ug/l | 0.014 | 0.004 | 1 | A |
| Chlordane | ND | | ug/l | 0.143 | 0.033 | 1 | A |

**Project Name:** NORTH MAIN STREET SITE **Lab Number:** L2304287

**Project Number:** 12814, PHASE 3 **Report Date:** 02/24/23

## SAMPLE RESULTS

| | | | |
|---|---|---|---|
| Lab ID: | L2304287-01 | Date Collected: | 01/25/23 09:30 |
| Client ID: | TWP-201 | Date Received: | 01/25/23 |
| Sample Location: | 128-158 NORTH MAIN ST. PORT CHESTER NY | Field Prep: | Not Specified |

Sample Depth:

| Parameter | Result | Qualifier | Units | RL | MDL | Dilution Factor | Column |
|---|---|---|---|---|---|---|---|
| Organochlorine Pesticides by GC - Westborough Lab | | | | | | | |

| Surrogate | % Recovery | Qualifier | Acceptance Criteria | Column |
|---|---|---|---|---|
| 2,4,5,6-Tetrachloro-m-xylene | 56 | | 30-150 | A |
| Decachlorobiphenyl | 43 | | 30-150 | A |
| 2,4,5,6-Tetrachloro-m-xylene | 65 | | 30-150 | B |
| Decachlorobiphenyl | 42 | | 30-150 | B |

**Project Name:** NORTH MAIN STREET SITE
**Project Number:** 12814, PHASE 3
**Lab Number:** L2304287
**Report Date:** 02/24/23

## SAMPLE RESULTS

Lab ID: L2304287-02
Client ID: DUP-GW-20230125
Sample Location: 128-158 NORTH MAIN ST. PORT CHESTER NY

Date Collected: 01/25/23 10:15
Date Received: 01/25/23
Field Prep: Not Specified

Sample Depth:
Matrix: Water
Analytical Method: 1,8081B
Analytical Date: 01/29/23 14:13
Analyst: EJL

Extraction Method: EPA 3510C
Extraction Date: 01/28/23 15:32

| Parameter | Result | Qualifier | Units | RL | MDL | Dilution Factor | Column |
|---|---|---|---|---|---|---|---|
| Organochlorine Pesticides by GC - Westborough Lab | | | | | | | |
| Delta-BHC | ND | | ug/l | 0.014 | 0.003 | 1 | A |
| Lindane | ND | | ug/l | 0.014 | 0.003 | 1 | A |
| Alpha-BHC | ND | | ug/l | 0.014 | 0.003 | 1 | A |
| Beta-BHC | ND | | ug/l | 0.014 | 0.004 | 1 | A |
| Heptachlor | ND | | ug/l | 0.014 | 0.002 | 1 | A |
| Aldrin | ND | | ug/l | 0.014 | 0.002 | 1 | A |
| Heptachlor epoxide | ND | | ug/l | 0.014 | 0.003 | 1 | A |
| Endrin | ND | | ug/l | 0.029 | 0.003 | 1 | A |
| Endrin aldehyde | ND | | ug/l | 0.029 | 0.006 | 1 | A |
| Endrin ketone | ND | | ug/l | 0.029 | 0.003 | 1 | A |
| Dieldrin | ND | | ug/l | 0.029 | 0.003 | 1 | A |
| 4,4'-DDE | ND | | ug/l | 0.029 | 0.003 | 1 | A |
| 4,4'-DDD | ND | | ug/l | 0.029 | 0.003 | 1 | A |
| 4,4'-DDT | ND | | ug/l | 0.029 | 0.003 | 1 | A |
| Endosulfan I | ND | | ug/l | 0.014 | 0.002 | 1 | A |
| Endosulfan II | ND | | ug/l | 0.029 | 0.004 | 1 | A |
| Endosulfan sulfate | ND | | ug/l | 0.029 | 0.003 | 1 | A |
| Methoxychlor | ND | | ug/l | 0.143 | 0.005 | 1 | A |
| Toxaphene | ND | | ug/l | 0.143 | 0.045 | 1 | A |
| cis-Chlordane | ND | | ug/l | 0.014 | 0.005 | 1 | A |
| trans-Chlordane | ND | | ug/l | 0.014 | 0.004 | 1 | A |
| Chlordane | ND | | ug/l | 0.143 | 0.033 | 1 | A |

**Project Name:** NORTH MAIN STREET SITE **Lab Number:** L2304287

**Project Number:** 12814, PHASE 3 **Report Date:** 02/24/23

## SAMPLE RESULTS

| | | | |
|---|---|---|---|
| Lab ID: | L2304287-02 | Date Collected: | 01/25/23 10:15 |
| Client ID: | DUP-GW-20230125 | Date Received: | 01/25/23 |
| Sample Location: | 128-158 NORTH MAIN ST. PORT CHESTER NY | Field Prep: | Not Specified |

Sample Depth:

| Parameter | Result | Qualifier | Units | RL | MDL | Dilution Factor | Column |
|---|---|---|---|---|---|---|---|
| Organochlorine Pesticides by GC - Westborough Lab | | | | | | | |

| Surrogate | % Recovery | Qualifier | Acceptance Criteria | Column |
|---|---|---|---|---|
| 2,4,5,6-Tetrachloro-m-xylene | 65 | | 30-150 | A |
| Decachlorobiphenyl | 50 | | 30-150 | A |
| 2,4,5,6-Tetrachloro-m-xylene | 68 | | 30-150 | B |
| Decachlorobiphenyl | 44 | | 30-150 | B |

**Project Name:** NORTH MAIN STREET SITE
**Project Number:** 12814, PHASE 3
**Lab Number:** L2304287
**Report Date:** 02/24/23

## SAMPLE RESULTS

Lab ID: L2304287-03
Client ID: FB-GW-230125
Sample Location: 128-158 NORTH MAIN ST. PORT CHESTER NY
Date Collected: 01/25/23 14:40
Date Received: 01/25/23
Field Prep: Not Specified

Sample Depth:
Matrix: Water
Analytical Method: 1,8081B
Analytical Date: 01/29/23 14:25
Analyst: EJL
Extraction Method: EPA 3510C
Extraction Date: 01/28/23 15:32

| Parameter | Result | Qualifier | Units | RL | MDL | Dilution Factor | Column |
|---|---|---|---|---|---|---|---|
| Organochlorine Pesticides by GC - Westborough Lab | | | | | | | |
| Delta-BHC | ND | | ug/l | 0.014 | 0.003 | 1 | A |
| Lindane | ND | | ug/l | 0.014 | 0.003 | 1 | A |
| Alpha-BHC | ND | | ug/l | 0.014 | 0.003 | 1 | A |
| Beta-BHC | ND | | ug/l | 0.014 | 0.004 | 1 | A |
| Heptachlor | ND | | ug/l | 0.014 | 0.002 | 1 | A |
| Aldrin | ND | | ug/l | 0.014 | 0.002 | 1 | A |
| Heptachlor epoxide | ND | | ug/l | 0.014 | 0.003 | 1 | A |
| Endrin | ND | | ug/l | 0.029 | 0.003 | 1 | A |
| Endrin aldehyde | ND | | ug/l | 0.029 | 0.006 | 1 | A |
| Endrin ketone | ND | | ug/l | 0.029 | 0.003 | 1 | A |
| Dieldrin | ND | | ug/l | 0.029 | 0.003 | 1 | A |
| 4,4'-DDE | ND | | ug/l | 0.029 | 0.003 | 1 | A |
| 4,4'-DDD | ND | | ug/l | 0.029 | 0.003 | 1 | A |
| 4,4'-DDT | ND | | ug/l | 0.029 | 0.003 | 1 | A |
| Endosulfan I | ND | | ug/l | 0.014 | 0.002 | 1 | A |
| Endosulfan II | ND | | ug/l | 0.029 | 0.004 | 1 | A |
| Endosulfan sulfate | ND | | ug/l | 0.029 | 0.003 | 1 | A |
| Methoxychlor | ND | | ug/l | 0.143 | 0.005 | 1 | A |
| Toxaphene | ND | | ug/l | 0.143 | 0.045 | 1 | A |
| cis-Chlordane | ND | | ug/l | 0.014 | 0.005 | 1 | A |
| trans-Chlordane | ND | | ug/l | 0.014 | 0.004 | 1 | A |
| Chlordane | ND | | ug/l | 0.143 | 0.033 | 1 | A |

**Project Name:** NORTH MAIN STREET SITE **Lab Number:** L2304287

**Project Number:** 12814, PHASE 3 **Report Date:** 02/24/23

## SAMPLE RESULTS

| | | | |
|---|---|---|---|
| Lab ID: | L2304287-03 | Date Collected: | 01/25/23 14:40 |
| Client ID: | FB-GW-230125 | Date Received: | 01/25/23 |
| Sample Location: | 128-158 NORTH MAIN ST. PORT CHESTER NY | Field Prep: | Not Specified |

Sample Depth:

| Parameter | Result | Qualifier | Units | RL | MDL | Dilution Factor | Column |
|---|---|---|---|---|---|---|---|
| Organochlorine Pesticides by GC - Westborough Lab | | | | | | | |

| Surrogate | % Recovery | Qualifier | Acceptance Criteria | Column |
|---|---|---|---|---|
| 2,4,5,6-Tetrachloro-m-xylene | 53 | | 30-150 | A |
| Decachlorobiphenyl | 40 | | 30-150 | A |
| 2,4,5,6-Tetrachloro-m-xylene | 62 | | 30-150 | B |
| Decachlorobiphenyl | 37 | | 30-150 | B |

**Project Name:** NORTH MAIN STREET SITE
**Project Number:** 12814, PHASE 3

**Lab Number:** L2304287
**Report Date:** 02/24/23

# Method Blank Analysis
## Batch Quality Control

Analytical Method: 1,8081B
Analytical Date: 01/29/23 13:25
Analyst: EJL

Extraction Method: EPA 3510C
Extraction Date: 01/28/23 15:32

| Parameter | Result | Qualifier | Units | RL | MDL | Column |
|---|---|---|---|---|---|---|
| Organochlorine Pesticides by GC - Westborough Lab for sample(s): 01-03 Batch: WG1738371-1 | | | | | | |
| Delta-BHC | ND | | ug/l | 0.014 | 0.003 | A |
| Lindane | ND | | ug/l | 0.014 | 0.003 | A |
| Alpha-BHC | ND | | ug/l | 0.014 | 0.003 | A |
| Beta-BHC | ND | | ug/l | 0.014 | 0.004 | A |
| Heptachlor | ND | | ug/l | 0.014 | 0.002 | A |
| Aldrin | ND | | ug/l | 0.014 | 0.002 | A |
| Heptachlor epoxide | ND | | ug/l | 0.014 | 0.003 | A |
| Endrin | ND | | ug/l | 0.029 | 0.003 | A |
| Endrin aldehyde | ND | | ug/l | 0.029 | 0.006 | A |
| Endrin ketone | ND | | ug/l | 0.029 | 0.003 | A |
| Dieldrin | ND | | ug/l | 0.029 | 0.003 | A |
| 4,4'-DDE | ND | | ug/l | 0.029 | 0.003 | A |
| 4,4'-DDD | ND | | ug/l | 0.029 | 0.003 | A |
| 4,4'-DDT | ND | | ug/l | 0.029 | 0.003 | A |
| Endosulfan I | ND | | ug/l | 0.014 | 0.002 | A |
| Endosulfan II | ND | | ug/l | 0.029 | 0.004 | A |
| Endosulfan sulfate | ND | | ug/l | 0.029 | 0.003 | A |
| Methoxychlor | ND | | ug/l | 0.143 | 0.005 | A |
| Toxaphene | ND | | ug/l | 0.143 | 0.045 | A |
| cis-Chlordane | ND | | ug/l | 0.014 | 0.005 | A |
| trans-Chlordane | ND | | ug/l | 0.014 | 0.004 | A |
| Chlordane | ND | | ug/l | 0.143 | 0.033 | A |

**Project Name:** NORTH MAIN STREET SITE
**Project Number:** 12814, PHASE 3

**Lab Number:** L2304287
**Report Date:** 02/24/23

# Method Blank Analysis
## Batch Quality Control

Analytical Method: 1,8081B
Analytical Date: 01/29/23 13:25
Analyst: EJL

Extraction Method: EPA 3510C
Extraction Date: 01/28/23 15:32

| Parameter | Result | Qualifier | Units | RL | MDL | Column |
|---|---|---|---|---|---|---|
| Organochlorine Pesticides by GC - Westborough Lab for sample(s): 01-03 Batch: WG1738371-1 | | | | | | |

| Surrogate | %Recovery | Qualifier | Acceptance Criteria | Column |
|---|---|---|---|---|
| 2,4,5,6-Tetrachloro-m-xylene | 54 | | 30-150 | A |
| Decachlorobiphenyl | 61 | | 30-150 | A |
| 2,4,5,6-Tetrachloro-m-xylene | 61 | | 30-150 | B |
| Decachlorobiphenyl | 58 | | 30-150 | B |

# Lab Control Sample Analysis
## Batch Quality Control

**Project Name:** NORTH MAIN STREET SITE
**Project Number:** 12814, PHASE 3

**Lab Number:** L2304287
**Report Date:** 02/24/23

| Parameter | LCS %Recovery | Qual | LCSD %Recovery | Qual | %Recovery Limits | RPD | Qual | RPD Limits | Column |
|---|---|---|---|---|---|---|---|---|---|
| Organochlorine Pesticides by GC - Westborough Lab Associated sample(s): 01-03 Batch: WG1738371-2 WG1738371-3 | | | | | | | | | |
| Delta-BHC | 71 | | 66 | | 30-150 | 7 | | 20 | A |
| Lindane | 82 | | 76 | | 30-150 | 8 | | 20 | A |
| Alpha-BHC | 81 | | 74 | | 30-150 | 9 | | 20 | A |
| Beta-BHC | 80 | | 74 | | 30-150 | 8 | | 20 | A |
| Heptachlor | 84 | | 78 | | 30-150 | 8 | | 20 | A |
| Aldrin | 65 | | 59 | | 30-150 | 9 | | 20 | A |
| Heptachlor epoxide | 73 | | 67 | | 30-150 | 8 | | 20 | A |
| Endrin | 78 | | 71 | | 30-150 | 9 | | 20 | A |
| Endrin aldehyde | 65 | | 60 | | 30-150 | 8 | | 20 | A |
| Endrin ketone | 90 | | 83 | | 30-150 | 9 | | 20 | A |
| Dieldrin | 76 | | 70 | | 30-150 | 8 | | 20 | A |
| 4,4'-DDE | 67 | | 62 | | 30-150 | 8 | | 20 | A |
| 4,4'-DDD | 98 | | 90 | | 30-150 | 8 | | 20 | A |
| 4,4'-DDT | 99 | | 90 | | 30-150 | 9 | | 20 | A |
| Endosulfan I | 77 | | 73 | | 30-150 | 5 | | 20 | A |
| Endosulfan II | 76 | | 70 | | 30-150 | 9 | | 20 | A |
| Endosulfan sulfate | 73 | | 67 | | 30-150 | 9 | | 20 | A |
| Methoxychlor | 124 | | 114 | | 30-150 | 8 | | 20 | A |
| cis-Chlordane | 60 | | 55 | | 30-150 | 9 | | 20 | A |
| trans-Chlordane | 78 | | 72 | | 30-150 | 8 | | 20 | A |

# Lab Control Sample Analysis

## Batch Quality Control

**Project Name:** NORTH MAIN STREET SITE

**Project Number:** 12814, PHASE 3

**Lab Number:** L2304287

**Report Date:** 02/24/23

| Parameter | LCS %Recovery | Qual | LCSD %Recovery | Qual | %Recovery Limits | RPD | Qual | RPD Limits |
|---|---|---|---|---|---|---|---|---|
| Organochlorine Pesticides by GC - Westborough Lab Associated sample(s): 01-03 Batch: WG1738371-2 WG1738371-3 | | | | | | | | |

| Surrogate | LCS %Recovery | Qual | LCSD %Recovery | Qual | Acceptance Criteria | Column |
|---|---|---|---|---|---|---|
| 2,4,5,6-Tetrachloro-m-xylene | 55 | | 50 | | 30-150 | A |
| Decachlorobiphenyl | 64 | | 58 | | 30-150 | A |
| 2,4,5,6-Tetrachloro-m-xylene | 64 | | 59 | | 30-150 | B |
| Decachlorobiphenyl | 61 | | 57 | | 30-150 | B |

# METALS

**Project Name:** NORTH MAIN STREET SITE
**Project Number:** 12814, PHASE 3
**Lab Number:** L2304287
**Report Date:** 02/24/23

## SAMPLE RESULTS

Lab ID: L2304287-01
Client ID: TWP-201
Sample Location: 128-158 NORTH MAIN ST. PORT CHESTER NY
Date Collected: 01/25/23 09:30
Date Received: 01/25/23
Field Prep: Not Specified

Sample Depth:
Matrix: Water

| Parameter | Result | Qualifier | Units | RL | MDL | Dilution Factor | Date Prepared | Date Analyzed | Prep Method | Analytical Method | Analyst |
|---|---|---|---|---|---|---|---|---|---|---|---|
| **Total Metals - Mansfield Lab** | | | | | | | | | | | |
| Aluminum, Total | 87.0 | | mg/l | 0.0100 | 0.00327 | 1 | 01/27/23 10:32 | 01/29/23 22:22 | EPA 3005A | 1,6020B | WKP |
| Antimony, Total | ND | | mg/l | 0.00400 | 0.00042 | 1 | 01/27/23 10:32 | 01/29/23 22:22 | EPA 3005A | 1,6020B | WKP |
| Arsenic, Total | 0.02710 | | mg/l | 0.00050 | 0.00016 | 1 | 01/27/23 10:32 | 01/29/23 22:22 | EPA 3005A | 1,6020B | WKP |
| Barium, Total | 0.8101 | | mg/l | 0.00050 | 0.00017 | 1 | 01/27/23 10:32 | 01/29/23 22:22 | EPA 3005A | 1,6020B | WKP |
| Beryllium, Total | 0.00512 | | mg/l | 0.00050 | 0.00010 | 1 | 01/27/23 10:32 | 01/29/23 22:22 | EPA 3005A | 1,6020B | WKP |
| Cadmium, Total | 0.00106 | | mg/l | 0.00020 | 0.00005 | 1 | 01/27/23 10:32 | 01/29/23 22:22 | EPA 3005A | 1,6020B | WKP |
| Calcium, Total | 142. | | mg/l | 0.100 | 0.0394 | 1 | 01/27/23 10:32 | 01/29/23 22:22 | EPA 3005A | 1,6020B | WKP |
| Chromium, Total | 0.2062 | | mg/l | 0.00100 | 0.00017 | 1 | 01/27/23 10:32 | 01/29/23 22:22 | EPA 3005A | 1,6020B | WKP |
| Cobalt, Total | 0.2158 | | mg/l | 0.00050 | 0.00016 | 1 | 01/27/23 10:32 | 01/29/23 22:22 | EPA 3005A | 1,6020B | WKP |
| Copper, Total | 0.1600 | | mg/l | 0.00100 | 0.00038 | 1 | 01/27/23 10:32 | 01/29/23 22:22 | EPA 3005A | 1,6020B | WKP |
| Iron, Total | 31.4 | | mg/l | 0.0500 | 0.0191 | 1 | 01/27/23 10:32 | 01/29/23 22:22 | EPA 3005A | 1,6020B | WKP |
| Lead, Total | 0.1846 | | mg/l | 0.00100 | 0.00034 | 1 | 01/27/23 10:32 | 01/29/23 22:22 | EPA 3005A | 1,6020B | WKP |
| Magnesium, Total | 17.2 | | mg/l | 0.0700 | 0.0242 | 1 | 01/27/23 10:32 | 01/29/23 22:22 | EPA 3005A | 1,6020B | WKP |
| Manganese, Total | 9.117 | | mg/l | 0.01000 | 0.00440 | 10 | 01/27/23 10:32 | 01/30/23 09:03 | EPA 3005A | 1,6020B | NTB |
| Mercury, Total | ND | | mg/l | 0.00020 | 0.00009 | 1 | 01/27/23 11:58 | 01/30/23 14:16 | EPA 7470A | 1,7470A | ZNK |
| Nickel, Total | 0.2276 | | mg/l | 0.00200 | 0.00055 | 1 | 01/27/23 10:32 | 01/29/23 22:22 | EPA 3005A | 1,6020B | WKP |
| Potassium, Total | 21.4 | | mg/l | 0.100 | 0.0309 | 1 | 01/27/23 10:32 | 01/29/23 22:22 | EPA 3005A | 1,6020B | WKP |
| Selenium, Total | 0.114 | | mg/l | 0.00500 | 0.00173 | 1 | 01/27/23 10:32 | 01/29/23 22:22 | EPA 3005A | 1,6020B | WKP |
| Silver, Total | ND | | mg/l | 0.00040 | 0.00016 | 1 | 01/27/23 10:32 | 01/29/23 22:22 | EPA 3005A | 1,6020B | WKP |
| Sodium, Total | 123. | | mg/l | 0.100 | 0.0293 | 1 | 01/27/23 10:32 | 01/29/23 22:22 | EPA 3005A | 1,6020B | WKP |
| Thallium, Total | 0.00097 | J | mg/l | 0.00100 | 0.00014 | 1 | 01/27/23 10:32 | 01/29/23 22:22 | EPA 3005A | 1,6020B | WKP |
| Vanadium, Total | 0.05923 | | mg/l | 0.00500 | 0.00157 | 1 | 01/27/23 10:32 | 01/29/23 22:22 | EPA 3005A | 1,6020B | WKP |
| Zinc, Total | 0.1194 | | mg/l | 0.01000 | 0.00341 | 1 | 01/27/23 10:32 | 01/29/23 22:22 | EPA 3005A | 1,6020B | WKP |

**Project Name:** NORTH MAIN STREET SITE
**Lab Number:** L2304287
**Project Number:** 12814, PHASE 3
**Report Date:** 02/24/23

## SAMPLE RESULTS

Lab ID: L2304287-02
Client ID: DUP-GW-20230125
Sample Location: 128-158 NORTH MAIN ST. PORT CHESTER NY

Date Collected: 01/25/23 10:15
Date Received: 01/25/23
Field Prep: Not Specified

Sample Depth:
Matrix: Water

| Parameter | Result | Qualifier | Units | RL | MDL | Dilution Factor | Date Prepared | Date Analyzed | Prep Method | Analytical Method | Analyst |
|---|---|---|---|---|---|---|---|---|---|---|---|
| **Total Metals - Mansfield Lab** | | | | | | | | | | | |
| Aluminum, Total | 84.4 | | mg/l | 0.0100 | 0.00327 | 1 | 01/27/23 10:32 | 01/29/23 22:27 | EPA 3005A | 1,6020B | WKP |
| Antimony, Total | ND | | mg/l | 0.00400 | 0.00042 | 1 | 01/27/23 10:32 | 01/29/23 22:27 | EPA 3005A | 1,6020B | WKP |
| Arsenic, Total | 0.02701 | | mg/l | 0.00050 | 0.00016 | 1 | 01/27/23 10:32 | 01/29/23 22:27 | EPA 3005A | 1,6020B | WKP |
| Barium, Total | 0.7266 | | mg/l | 0.00050 | 0.00017 | 1 | 01/27/23 10:32 | 01/29/23 22:27 | EPA 3005A | 1,6020B | WKP |
| Beryllium, Total | 0.00431 | | mg/l | 0.00050 | 0.00010 | 1 | 01/27/23 10:32 | 01/29/23 22:27 | EPA 3005A | 1,6020B | WKP |
| Cadmium, Total | 0.00104 | | mg/l | 0.00020 | 0.00005 | 1 | 01/27/23 10:32 | 01/29/23 22:27 | EPA 3005A | 1,6020B | WKP |
| Calcium, Total | 173. | | mg/l | 0.100 | 0.0394 | 1 | 01/27/23 10:32 | 01/29/23 22:27 | EPA 3005A | 1,6020B | WKP |
| Chromium, Total | 0.1865 | | mg/l | 0.00100 | 0.00017 | 1 | 01/27/23 10:32 | 01/29/23 22:27 | EPA 3005A | 1,6020B | WKP |
| Cobalt, Total | 0.1815 | | mg/l | 0.00050 | 0.00016 | 1 | 01/27/23 10:32 | 01/29/23 22:27 | EPA 3005A | 1,6020B | WKP |
| Copper, Total | 0.1540 | | mg/l | 0.00100 | 0.00038 | 1 | 01/27/23 10:32 | 01/29/23 22:27 | EPA 3005A | 1,6020B | WKP |
| Iron, Total | 29.3 | | mg/l | 0.0500 | 0.0191 | 1 | 01/27/23 10:32 | 01/29/23 22:27 | EPA 3005A | 1,6020B | WKP |
| Lead, Total | 0.1677 | | mg/l | 0.00100 | 0.00034 | 1 | 01/27/23 10:32 | 01/29/23 22:27 | EPA 3005A | 1,6020B | WKP |
| Magnesium, Total | 17.5 | | mg/l | 0.0700 | 0.0242 | 1 | 01/27/23 10:32 | 01/29/23 22:27 | EPA 3005A | 1,6020B | WKP |
| Manganese, Total | 8.714 | | mg/l | 0.00100 | 0.00044 | 1 | 01/27/23 10:32 | 01/29/23 22:27 | EPA 3005A | 1,6020B | WKP |
| Mercury, Total | 0.00018 | J | mg/l | 0.00020 | 0.00009 | 1 | 01/27/23 11:58 | 01/30/23 14:25 | EPA 7470A | 1,7470A | ZNK |
| Nickel, Total | 0.2131 | | mg/l | 0.00200 | 0.00055 | 1 | 01/27/23 10:32 | 01/29/23 22:27 | EPA 3005A | 1,6020B | WKP |
| Potassium, Total | 19.0 | | mg/l | 0.100 | 0.0309 | 1 | 01/27/23 10:32 | 01/29/23 22:27 | EPA 3005A | 1,6020B | WKP |
| Selenium, Total | 0.124 | | mg/l | 0.00500 | 0.00173 | 1 | 01/27/23 10:32 | 01/29/23 22:27 | EPA 3005A | 1,6020B | WKP |
| Silver, Total | ND | | mg/l | 0.00040 | 0.00016 | 1 | 01/27/23 10:32 | 01/29/23 22:27 | EPA 3005A | 1,6020B | WKP |
| Sodium, Total | 127. | | mg/l | 0.100 | 0.0293 | 1 | 01/27/23 10:32 | 01/29/23 22:27 | EPA 3005A | 1,6020B | WKP |
| Thallium, Total | 0.00090 | J | mg/l | 0.00100 | 0.00014 | 1 | 01/27/23 10:32 | 01/29/23 22:27 | EPA 3005A | 1,6020B | WKP |
| Vanadium, Total | 0.05483 | | mg/l | 0.00500 | 0.00157 | 1 | 01/27/23 10:32 | 01/29/23 22:27 | EPA 3005A | 1,6020B | WKP |
| Zinc, Total | 0.1201 | | mg/l | 0.01000 | 0.00341 | 1 | 01/27/23 10:32 | 01/29/23 22:27 | EPA 3005A | 1,6020B | WKP |

**Project Name:** NORTH MAIN STREET SITE
**Lab Number:** L2304287
**Project Number:** 12814, PHASE 3
**Report Date:** 02/24/23

## SAMPLE RESULTS

Lab ID: L2304287-03
Client ID: FB-GW-230125
Sample Location: 128-158 NORTH MAIN ST. PORT CHESTER NY
Date Collected: 01/25/23 14:40
Date Received: 01/25/23
Field Prep: Not Specified

Sample Depth:
Matrix: Water

| Parameter | Result | Qualifier | Units | RL | MDL | Dilution Factor | Date Prepared | Date Analyzed | Prep Method | Analytical Method | Analyst |
|---|---|---|---|---|---|---|---|---|---|---|---|
| **Total Metals - Mansfield Lab** | | | | | | | | | | | |
| Aluminum, Total | 0.00694 | J | mg/l | 0.0100 | 0.00327 | 1 | 01/27/23 10:32 | 01/29/23 21:58 | EPA 3005A | 1,6020B | WKP |
| Antimony, Total | ND | | mg/l | 0.00400 | 0.00042 | 1 | 01/27/23 10:32 | 01/29/23 21:58 | EPA 3005A | 1,6020B | WKP |
| Arsenic, Total | ND | | mg/l | 0.00050 | 0.00016 | 1 | 01/27/23 10:32 | 01/29/23 21:58 | EPA 3005A | 1,6020B | WKP |
| Barium, Total | 0.00037 | J | mg/l | 0.00050 | 0.00017 | 1 | 01/27/23 10:32 | 01/29/23 21:58 | EPA 3005A | 1,6020B | WKP |
| Beryllium, Total | ND | | mg/l | 0.00050 | 0.00010 | 1 | 01/27/23 10:32 | 01/29/23 21:58 | EPA 3005A | 1,6020B | WKP |
| Cadmium, Total | ND | | mg/l | 0.00020 | 0.00005 | 1 | 01/27/23 10:32 | 01/29/23 21:58 | EPA 3005A | 1,6020B | WKP |
| Calcium, Total | 0.0457 | J | mg/l | 0.100 | 0.0394 | 1 | 01/27/23 10:32 | 01/29/23 21:58 | EPA 3005A | 1,6020B | WKP |
| Chromium, Total | ND | | mg/l | 0.00100 | 0.00017 | 1 | 01/27/23 10:32 | 01/29/23 21:58 | EPA 3005A | 1,6020B | WKP |
| Cobalt, Total | ND | | mg/l | 0.00050 | 0.00016 | 1 | 01/27/23 10:32 | 01/29/23 21:58 | EPA 3005A | 1,6020B | WKP |
| Copper, Total | 0.00093 | J | mg/l | 0.00100 | 0.00038 | 1 | 01/27/23 10:32 | 01/29/23 21:58 | EPA 3005A | 1,6020B | WKP |
| Iron, Total | ND | | mg/l | 0.0500 | 0.0191 | 1 | 01/27/23 10:32 | 01/29/23 21:58 | EPA 3005A | 1,6020B | WKP |
| Lead, Total | ND | | mg/l | 0.00100 | 0.00034 | 1 | 01/27/23 10:32 | 01/29/23 21:58 | EPA 3005A | 1,6020B | WKP |
| Magnesium, Total | ND | | mg/l | 0.0700 | 0.0242 | 1 | 01/27/23 10:32 | 01/29/23 21:58 | EPA 3005A | 1,6020B | WKP |
| Manganese, Total | ND | | mg/l | 0.00100 | 0.00044 | 1 | 01/27/23 10:32 | 01/29/23 21:58 | EPA 3005A | 1,6020B | WKP |
| Mercury, Total | ND | | mg/l | 0.00020 | 0.00009 | 1 | 01/27/23 11:58 | 01/30/23 14:29 | EPA 7470A | 1,7470A | ZNK |
| Nickel, Total | ND | | mg/l | 0.00200 | 0.00055 | 1 | 01/27/23 10:32 | 01/29/23 21:58 | EPA 3005A | 1,6020B | WKP |
| Potassium, Total | 0.156 | | mg/l | 0.100 | 0.0309 | 1 | 01/27/23 10:32 | 01/29/23 21:58 | EPA 3005A | 1,6020B | WKP |
| Selenium, Total | ND | | mg/l | 0.00500 | 0.00173 | 1 | 01/27/23 10:32 | 01/29/23 21:58 | EPA 3005A | 1,6020B | WKP |
| Silver, Total | ND | | mg/l | 0.00040 | 0.00016 | 1 | 01/27/23 10:32 | 01/29/23 21:58 | EPA 3005A | 1,6020B | WKP |
| Sodium, Total | 0.188 | | mg/l | 0.100 | 0.0293 | 1 | 01/27/23 10:32 | 01/29/23 21:58 | EPA 3005A | 1,6020B | WKP |
| Thallium, Total | ND | | mg/l | 0.00100 | 0.00014 | 1 | 01/27/23 10:32 | 01/29/23 21:58 | EPA 3005A | 1,6020B | WKP |
| Vanadium, Total | ND | | mg/l | 0.00500 | 0.00157 | 1 | 01/27/23 10:32 | 01/29/23 21:58 | EPA 3005A | 1,6020B | WKP |
| Zinc, Total | ND | | mg/l | 0.01000 | 0.00341 | 1 | 01/27/23 10:32 | 01/29/23 21:58 | EPA 3005A | 1,6020B | WKP |

**Project Name:** NORTH MAIN STREET SITE **Lab Number:** L2304287

**Project Number:** 12814, PHASE 3 **Report Date:** 02/24/23

# Method Blank Analysis
# Batch Quality Control

| Parameter | Result | Qualifier | Units | RL | MDL | Dilution Factor | Date Prepared | Date Analyzed | Analytical Method | Analyst |
|---|---|---|---|---|---|---|---|---|---|---|
| Total Metals - Mansfield Lab for sample(s): 01-03 Batch: WG1737919-1 | | | | | | | | | | |
| Aluminum, Total | ND | | mg/l | 0.0100 | 0.00327 | 1 | 01/27/23 10:32 | 01/29/23 21:00 | 1,6020B | WKP |
| Antimony, Total | ND | | mg/l | 0.00400 | 0.00042 | 1 | 01/27/23 10:32 | 01/29/23 21:00 | 1,6020B | WKP |
| Arsenic, Total | ND | | mg/l | 0.00050 | 0.00016 | 1 | 01/27/23 10:32 | 01/29/23 21:00 | 1,6020B | WKP |
| Barium, Total | ND | | mg/l | 0.00050 | 0.00017 | 1 | 01/27/23 10:32 | 01/29/23 21:00 | 1,6020B | WKP |
| Beryllium, Total | ND | | mg/l | 0.00050 | 0.00010 | 1 | 01/27/23 10:32 | 01/29/23 21:00 | 1,6020B | WKP |
| Cadmium, Total | ND | | mg/l | 0.00020 | 0.00005 | 1 | 01/27/23 10:32 | 01/29/23 21:00 | 1,6020B | WKP |
| Calcium, Total | ND | | mg/l | 0.100 | 0.0394 | 1 | 01/27/23 10:32 | 01/29/23 21:00 | 1,6020B | WKP |
| Chromium, Total | ND | | mg/l | 0.00100 | 0.00017 | 1 | 01/27/23 10:32 | 01/29/23 21:00 | 1,6020B | WKP |
| Cobalt, Total | ND | | mg/l | 0.00050 | 0.00016 | 1 | 01/27/23 10:32 | 01/29/23 21:00 | 1,6020B | WKP |
| Copper, Total | ND | | mg/l | 0.00100 | 0.00038 | 1 | 01/27/23 10:32 | 01/29/23 21:00 | 1,6020B | WKP |
| Iron, Total | ND | | mg/l | 0.0500 | 0.0191 | 1 | 01/27/23 10:32 | 01/29/23 21:00 | 1,6020B | WKP |
| Lead, Total | ND | | mg/l | 0.00100 | 0.00034 | 1 | 01/27/23 10:32 | 01/29/23 21:00 | 1,6020B | WKP |
| Magnesium, Total | ND | | mg/l | 0.0700 | 0.0242 | 1 | 01/27/23 10:32 | 01/29/23 21:00 | 1,6020B | WKP |
| Manganese, Total | ND | | mg/l | 0.00100 | 0.00044 | 1 | 01/27/23 10:32 | 01/29/23 21:00 | 1,6020B | WKP |
| Nickel, Total | ND | | mg/l | 0.00200 | 0.00055 | 1 | 01/27/23 10:32 | 01/29/23 21:00 | 1,6020B | WKP |
| Potassium, Total | ND | | mg/l | 0.100 | 0.0309 | 1 | 01/27/23 10:32 | 01/29/23 21:00 | 1,6020B | WKP |
| Selenium, Total | ND | | mg/l | 0.00500 | 0.00173 | 1 | 01/27/23 10:32 | 01/29/23 21:00 | 1,6020B | WKP |
| Silver, Total | ND | | mg/l | 0.00040 | 0.00016 | 1 | 01/27/23 10:32 | 01/29/23 21:00 | 1,6020B | WKP |
| Sodium, Total | 0.0647 | J | mg/l | 0.100 | 0.0293 | 1 | 01/27/23 10:32 | 01/29/23 21:00 | 1,6020B | WKP |
| Thallium, Total | ND | | mg/l | 0.00100 | 0.00014 | 1 | 01/27/23 10:32 | 01/29/23 21:00 | 1,6020B | WKP |
| Vanadium, Total | ND | | mg/l | 0.00500 | 0.00157 | 1 | 01/27/23 10:32 | 01/29/23 21:00 | 1,6020B | WKP |
| Zinc, Total | ND | | mg/l | 0.01000 | 0.00341 | 1 | 01/27/23 10:32 | 01/29/23 21:00 | 1,6020B | WKP |

**Prep Information**

Digestion Method: EPA 3005A

| Parameter | Result | Qualifier | Units | RL | MDL | Dilution Factor | Date Prepared | Date Analyzed | Analytical Method | Analyst |
|---|---|---|---|---|---|---|---|---|---|---|
| Total Metals - Mansfield Lab for sample(s): 01-03 Batch: WG1737923-1 | | | | | | | | | | |
| Mercury, Total | ND | | mg/l | 0.00020 | 0.00009 | 1 | 01/27/23 11:58 | 01/30/23 14:09 | 1,7470A | ZNK |

**Project Name:** NORTH MAIN STREET SITE **Lab Number:** L2304287

**Project Number:** 12814, PHASE 3 **Report Date:** 02/24/23

# Method Blank Analysis
# Batch Quality Control

**Prep Information**

Digestion Method: EPA 7470A

# Lab Control Sample Analysis
## Batch Quality Control

**Project Name:** NORTH MAIN STREET SITE
**Project Number:** 12814, PHASE 3

**Lab Number:** L2304287
**Report Date:** 02/24/23

| Parameter | LCS %Recovery | Qual | LCSD %Recovery | Qual | %Recovery Limits | RPD | Qual | RPD Limits |
|---|---|---|---|---|---|---|---|---|
| Total Metals - Mansfield Lab Associated sample(s): 01-03 Batch: WG1737919-2 | | | | | | | | |
| Aluminum, Total | 104 | | - | | 80-120 | - | | |
| Antimony, Total | 87 | | - | | 80-120 | - | | |
| Arsenic, Total | 102 | | - | | 80-120 | - | | |
| Barium, Total | 103 | | - | | 80-120 | - | | |
| Beryllium, Total | 112 | | - | | 80-120 | - | | |
| Cadmium, Total | 106 | | - | | 80-120 | - | | |
| Calcium, Total | 86 | | - | | 80-120 | - | | |
| Chromium, Total | 99 | | - | | 80-120 | - | | |
| Cobalt, Total | 101 | | - | | 80-120 | - | | |
| Copper, Total | 102 | | - | | 80-120 | - | | |
| Iron, Total | 104 | | - | | 80-120 | - | | |
| Lead, Total | 99 | | - | | 80-120 | - | | |
| Magnesium, Total | 103 | | - | | 80-120 | - | | |
| Manganese, Total | 105 | | - | | 80-120 | - | | |
| Nickel, Total | 100 | | - | | 80-120 | - | | |
| Potassium, Total | 108 | | - | | 80-120 | - | | |
| Selenium, Total | 107 | | - | | 80-120 | - | | |
| Silver, Total | 101 | | - | | 80-120 | - | | |
| Sodium, Total | 105 | | - | | 80-120 | - | | |
| Thallium, Total | 101 | | - | | 80-120 | - | | |
| Vanadium, Total | 99 | | - | | 80-120 | - | | |

# Lab Control Sample Analysis
## Batch Quality Control

**Project Name:** NORTH MAIN STREET SITE
**Project Number:** 12814, PHASE 3

**Lab Number:** L2304287
**Report Date:** 02/24/23

| Parameter | LCS %Recovery | LCSD %Recovery | %Recovery Limits | RPD | RPD Limits |
|---|---|---|---|---|---|
| Total Metals - Mansfield Lab Associated sample(s): 01-03 Batch: WG1737919-2 | | | | | |
| Zinc, Total | 102 | - | 80-120 | - | |
| Total Metals - Mansfield Lab Associated sample(s): 01-03 Batch: WG1737923-2 | | | | | |
| Mercury, Total | 85 | - | 80-120 | - | |

# Matrix Spike Analysis
## Batch Quality Control

**Project Name:** NORTH MAIN STREET SITE
**Project Number:** 12814, PHASE 3

**Lab Number:** L2304287
**Report Date:** 02/24/23

| Parameter | Native Sample | MS Added | MS Found | MS %Recovery | Qual | MSD Found | MSD %Recovery | Qual | Recovery Limits | RPD | Qual | RPD Limits |
|---|---|---|---|---|---|---|---|---|---|---|---|---|
| Total Metals - Mansfield Lab Associated sample(s): 01-03 QC Batch ID: WG1737919-3 QC Sample: L2304121-01 Client ID: MS Sample | | | | | | | | | | | | |
| Aluminum, Total | 0.070 | 2 | 2.20 | 106 | | - | - | | 75-125 | - | | 20 |
| Antimony, Total | 0.0005J | 0.5 | 0.5448 | 109 | | - | - | | 75-125 | - | | 20 |
| Arsenic, Total | 0.00480 | 0.12 | 0.1270 | 102 | | - | - | | 75-125 | - | | 20 |
| Barium, Total | 0.0169 | 2 | 2.066 | 102 | | - | - | | 75-125 | - | | 20 |
| Beryllium, Total | ND | 0.05 | 0.05605 | 112 | | - | - | | 75-125 | - | | 20 |
| Cadmium, Total | 0.0001J | 0.053 | 0.05512 | 104 | | - | - | | 75-125 | - | | 20 |
| Calcium, Total | 29.0 | 10 | 39.1 | 101 | | - | - | | 75-125 | - | | 20 |
| Chromium, Total | 0.0005J | 0.2 | 0.2047 | 102 | | - | - | | 75-125 | - | | 20 |
| Cobalt, Total | 0.0005J | 0.5 | 0.4876 | 98 | | - | - | | 75-125 | - | | 20 |
| Copper, Total | 0.0011 | 0.25 | 0.2447 | 97 | | - | - | | 75-125 | - | | 20 |
| Iron, Total | 0.785 | 1 | 1.92 | 114 | | - | - | | 75-125 | - | | 20 |
| Lead, Total | 0.0007J | 0.53 | 0.5296 | 100 | | - | - | | 75-125 | - | | 20 |
| Magnesium, Total | 3.88 | 10 | 14.7 | 108 | | - | - | | 75-125 | - | | 20 |
| Manganese, Total | 0.2182 | 0.5 | 0.7269 | 102 | | - | - | | 75-125 | - | | 20 |
| Nickel, Total | 0.0008J | 0.5 | 0.4816 | 96 | | - | - | | 75-125 | - | | 20 |
| Potassium, Total | 1.78 | 10 | 13.3 | 115 | | - | - | | 75-125 | - | | 20 |
| Selenium, Total | ND | 0.12 | 0.123 | 102 | | - | - | | 75-125 | - | | 20 |
| Silver, Total | ND | 0.05 | 0.04885 | 98 | | - | - | | 75-125 | - | | 20 |
| Sodium, Total | 168 | 10 | 154 | **0** | Q | - | - | | 75-125 | - | | 20 |
| Thallium, Total | 0.0002J | 0.12 | 0.1196 | 100 | | - | - | | 75-125 | - | | 20 |
| Vanadium, Total | ND | 0.5 | 0.4956 | 99 | | - | - | | 75-125 | - | | 20 |

# Matrix Spike Analysis
## Batch Quality Control

**Project Name:** NORTH MAIN STREET SITE
**Project Number:** 12814, PHASE 3

**Lab Number:** L2304287
**Report Date:** 02/24/23

| Parameter | Native Sample | MS Added | MS Found | MS %Recovery | MSD Found | MSD %Recovery | Recovery Limits | RPD | RPD Limits |
|---|---|---|---|---|---|---|---|---|---|
| Total Metals - Mansfield Lab Associated sample(s): 01-03 QC Batch ID: WG1737919-3 QC Sample: L2304121-01 Client ID: MS Sample | | | | | | | | | |
| Zinc, Total | 0.01367 | 0.5 | 0.5212 | 102 | - | - | 75-125 | - | 20 |
| Total Metals - Mansfield Lab Associated sample(s): 01-03 QC Batch ID: WG1737923-3 QC Sample: L2304287-01 Client ID: TWP-201 | | | | | | | | | |
| Mercury, Total | ND | 0.005 | 0.00512 | 102 | - | - | 75-125 | - | 20 |

# Lab Duplicate Analysis

***Batch Quality Control***

**Project Name:** NORTH MAIN STREET SITE

**Project Number:** 12814, PHASE 3

***Lab Number:*** L2304287

***Report Date:*** 02/24/23

| Parameter | Native Sample | Duplicate Sample | Units | RPD | Qual | RPD Limits |
|---|---|---|---|---|---|---|
| Total Metals - Mansfield Lab Associated sample(s): 01-03 QC Batch ID: WG1737919-4 QC Sample: L2304121-01 Client ID: DUP Sample | | | | | | |
| Arsenic, Total | 0.00480 | 0.00465 | mg/l | 3 | | 20 |
| Zinc, Total | 0.01367 | 0.01334 | mg/l | 2 | | 20 |
| Total Metals - Mansfield Lab Associated sample(s): 01-03 QC Batch ID: WG1737923-4 QC Sample: L2304287-01 Client ID: TWP-201 | | | | | | |
| Mercury, Total | ND | 0.00024 | mg/l | NC | | 20 |

# INORGANICS
# &
# MISCELLANEOUS

**Project Name:** NORTH MAIN STREET SITE
**Project Number:** 12814, PHASE 3

**Lab Number:** L2304287
**Report Date:** 02/24/23

## SAMPLE RESULTS

Lab ID: L2304287-01
Client ID: TWP-201
Sample Location: 128-158 NORTH MAIN ST. PORT CHESTER NY

Date Collected: 01/25/23 09:30
Date Received: 01/25/23
Field Prep: Not Specified

Sample Depth:
Matrix: Water

| Parameter | Result | Qualifier | Units | RL | MDL | Dilution Factor | Date Prepared | Date Analyzed | Analytical Method | Analyst |
|---|---|---|---|---|---|---|---|---|---|---|
| General Chemistry - Westborough Lab | | | | | | | | | | |
| Cyanide, Total | ND | | mg/l | 0.005 | 0.001 | 1 | 01/31/23 04:20 | 01/31/23 12:18 | 1,9010C/9012B | JER |

**Project Name:** NORTH MAIN STREET SITE
**Project Number:** 12814, PHASE 3

**Lab Number:** L2304287
**Report Date:** 02/24/23

## SAMPLE RESULTS

Lab ID: L2304287-02
Client ID: DUP-GW-20230125
Sample Location: 128-158 NORTH MAIN ST. PORT CHESTER NY

Date Collected: 01/25/23 10:15
Date Received: 01/25/23
Field Prep: Not Specified

Sample Depth:
Matrix: Water

| Parameter | Result | Qualifier | Units | RL | MDL | Dilution Factor | Date Prepared | Date Analyzed | Analytical Method | Analyst |
|---|---|---|---|---|---|---|---|---|---|---|
| General Chemistry - Westborough Lab | | | | | | | | | | |
| Cyanide, Total | 0.002 | J | mg/l | 0.005 | 0.001 | 1 | 01/31/23 04:20 | 01/31/23 12:19 | 1,9010C/9012B | JER |

**Project Name:** NORTH MAIN STREET SITE
**Project Number:** 12814, PHASE 3

**Lab Number:** L2304287
**Report Date:** 02/24/23

## SAMPLE RESULTS

Lab ID: L2304287-03
Client ID: FB-GW-230125
Sample Location: 128-158 NORTH MAIN ST. PORT CHESTER NY

Date Collected: 01/25/23 14:40
Date Received: 01/25/23
Field Prep: Not Specified

Sample Depth:
Matrix: Water

| Parameter | Result | Qualifier | Units | RL | MDL | Dilution Factor | Date Prepared | Date Analyzed | Analytical Method | Analyst |
|---|---|---|---|---|---|---|---|---|---|---|
| General Chemistry - Westborough Lab | | | | | | | | | | |
| Cyanide, Total | ND | | mg/l | 0.005 | 0.001 | 1 | 01/31/23 04:20 | 01/31/23 12:20 | 1,9010C/9012B | JER |

**Project Name:** NORTH MAIN STREET SITE **Lab Number:** L2304287

**Project Number:** 12814, PHASE 3 **Report Date:** 02/24/23

# Method Blank Analysis
## Batch Quality Control

| Parameter | Result | Qualifier | Units | RL | MDL | Dilution Factor | Date Prepared | Date Analyzed | Analytical Method | Analyst |
|---|---|---|---|---|---|---|---|---|---|---|
| General Chemistry - Westborough Lab for sample(s): 01-03 Batch: WG1738931-1 | | | | | | | | | | |
| Cyanide, Total | ND | | mg/l | 0.005 | 0.001 | 1 | 01/31/23 04:20 | 01/31/23 12:14 | 1,9010C/9012B | JER |

# Lab Control Sample Analysis

**Batch Quality Control**

**Project Name:** NORTH MAIN STREET SITE

**Project Number:** 12814, PHASE 3

**Lab Number:** L2304287

**Report Date:** 02/24/23

| Parameter | LCS %Recovery | Qual | LCSD %Recovery | Qual | %Recovery Limits | RPD | Qual | RPD Limits |
|---|---|---|---|---|---|---|---|---|
| General Chemistry - Westborough Lab Associated sample(s): 01-03 Batch: WG1738931-2 WG1738931-3 | | | | | | | | |
| Cyanide, Total | 98 | | 100 | | 85-115 | 2 | | 20 |

# Matrix Spike Analysis
## Batch Quality Control

**Project Name:** NORTH MAIN STREET SITE
**Project Number:** 12814, PHASE 3

**Lab Number:** L2304287
**Report Date:** 02/24/23

| Parameter | Native Sample | MS Added | MS Found | MS %Recovery | Qual | MSD Found | MSD %Recovery | Qual | Recovery Limits | RPD | Qual | RPD Limits |
|---|---|---|---|---|---|---|---|---|---|---|---|---|
| General Chemistry - Westborough Lab Associated sample(s): 01-03 QC Batch ID: WG1738931-4 WG1738931-5 QC Sample: L2304355-01 Client ID: MS Sample | | | | | | | | | | | | |
| Cyanide, Total | ND | 0.2 | 0.180 | 90 | | 0.189 | 94 | | 80-120 | 5 | | 20 |

**Project Name:** NORTH MAIN STREET SITE
**Project Number:** 12814, PHASE 3

**Lab Number:** L2304287
**Report Date:** 02/24/23

## Sample Receipt and Container Information

Were project specific reporting limits specified? YES

### Cooler Information

| Cooler | Custody Seal |
|---|---|
| A | Absent |
| B | Absent |

### Container Information

| Container ID | Container Type | Cooler | Initial pH | Final pH | Temp deg C | Pres | Seal | Frozen Date/Time | Analysis(*) |
|---|---|---|---|---|---|---|---|---|---|
| L2304287-01A | Vial HCl preserved | A | NA | | 2.8 | Y | Absent | | NYTCL-8260(14) |
| L2304287-01B | Vial HCl preserved | A | NA | | 2.8 | Y | Absent | | NYTCL-8260(14) |
| L2304287-01C | Vial HCl preserved | A | NA | | 2.8 | Y | Absent | | NYTCL-8260(14) |
| L2304287-01D | Amber 120ml unpreserved | A | 7 | 7 | 2.8 | Y | Absent | | NYTCL-8081(7) |
| L2304287-01E | Amber 120ml unpreserved | A | 7 | 7 | 2.8 | Y | Absent | | NYTCL-8081(7) |
| L2304287-01F | Amber 120ml unpreserved | A | 7 | 7 | 2.8 | Y | Absent | | NYTCL-8082-LVI(365) |
| L2304287-01G | Amber 120ml unpreserved | A | 7 | 7 | 2.8 | Y | Absent | | NYTCL-8082-LVI(365) |
| L2304287-01H | Amber 250ml unpreserved | A | 7 | 7 | 2.8 | Y | Absent | | NYTCL-8270-SIM-LVI(7),NYTCL-8270-LVI(7) |
| L2304287-01I | Amber 250ml unpreserved | A | 7 | 7 | 2.8 | Y | Absent | | NYTCL-8270-SIM-LVI(7),NYTCL-8270-LVI(7) |
| L2304287-01J | Amber 250ml unpreserved | A | 7 | 7 | 2.8 | Y | Absent | | A2-1,4-DIOXANE-SIM(7) |
| L2304287-01K | Amber 250ml unpreserved | A | 7 | 7 | 2.8 | Y | Absent | | A2-1,4-DIOXANE-SIM(7) |
| L2304287-01L | Plastic 250ml NaOH preserved | A | >12 | >12 | 2.8 | Y | Absent | | TCN-9010(14) |
| L2304287-01M | Plastic 250ml HNO3 preserved | A | <2 | <2 | 2.8 | Y | Absent | | BA-6020T(180),TL-6020T(180),SE-6020T(180),FE-6020T(180),CR-6020T(180),K-6020T(180),NI-6020T(180),CA-6020T(180),NA-6020T(180),CU-6020T(180),ZN-6020T(180),PB-6020T(180),MN-6020T(180),BE-6020T(180),AS-6020T(180),V-6020T(180),SB-6020T(180),AG-6020T(180),AL-6020T(180),CD-6020T(180),HG-T(28),MG-6020T(180),CO-6020T(180) |
| L2304287-01N | Plastic 500ml unpreserved | A | NA | | 2.8 | Y | Absent | | A2-NY-1633-DRAFT-21(28) |
| L2304287-01O | Plastic 500ml unpreserved | A | NA | | 2.8 | Y | Absent | | A2-NY-1633-DRAFT-21(28) |
| L2304287-01P | Plastic 500ml unpreserved | A | NA | | 2.8 | Y | Absent | | A2-NY-1633-DRAFT-21(28) |
| L2304287-02A | Vial HCl preserved | A | NA | | 2.8 | Y | Absent | | NYTCL-8260(14) |
| L2304287-02B | Vial HCl preserved | A | NA | | 2.8 | Y | Absent | | NYTCL-8260(14) |



*Values in parentheses indicate holding time in days

**Project Name:** NORTH MAIN STREET SITE
**Project Number:** 12814, PHASE 3

**Lab Number:** L2304287
**Report Date:** 02/24/23

## Container Information

| Container ID | Container Type | Cooler | Initial pH | Final pH | Temp deg C | Pres | Seal | Frozen Date/Time | Analysis(*) |
|---|---|---|---|---|---|---|---|---|---|
| L2304287-02C | Vial HCl preserved | A | NA | | 2.8 | Y | Absent | | NYTCL-8260(14) |
| L2304287-02D | Amber 120ml unpreserved | A | 7 | 7 | 2.8 | Y | Absent | | NYTCL-8081(7) |
| L2304287-02E | Amber 120ml unpreserved | A | 7 | 7 | 2.8 | Y | Absent | | NYTCL-8081(7) |
| L2304287-02F | Amber 120ml unpreserved | A | 7 | 7 | 2.8 | Y | Absent | | NYTCL-8082-LVI(365) |
| L2304287-02G | Amber 120ml unpreserved | A | 7 | 7 | 2.8 | Y | Absent | | NYTCL-8082-LVI(365) |
| L2304287-02H | Amber 250ml unpreserved | A | 7 | 7 | 2.8 | Y | Absent | | NYTCL-8270-SIM-LVI(7),NYTCL-8270-LVI(7) |
| L2304287-02I | Amber 250ml unpreserved | A | 7 | 7 | 2.8 | Y | Absent | | NYTCL-8270-SIM-LVI(7),NYTCL-8270-LVI(7) |
| L2304287-02J | Amber 250ml unpreserved | A | 7 | 7 | 2.8 | Y | Absent | | A2-1,4-DIOXANE-SIM(7) |
| L2304287-02K | Amber 250ml unpreserved | A | 7 | 7 | 2.8 | Y | Absent | | A2-1,4-DIOXANE-SIM(7) |
| L2304287-02L | Plastic 250ml NaOH preserved | A | >12 | >12 | 2.8 | Y | Absent | | TCN-9010(14) |
| L2304287-02M | Plastic 250ml HNO3 preserved | A | <2 | <2 | 2.8 | Y | Absent | | SE-6020T(180),BA-6020T(180),TL-6020T(180),FE-6020T(180),CR-6020T(180),NI-6020T(180),K-6020T(180),CA-6020T(180),ZN-6020T(180),NA-6020T(180),CU-6020T(180),PB-6020T(180),BE-6020T(180),MN-6020T(180),SB-6020T(180),AS-6020T(180),V-6020T(180),AG-6020T(180),CD-6020T(180),AL-6020T(180),HG-T(28),MG-6020T(180),CO-6020T(180) |
| L2304287-02N | Plastic 500ml unpreserved | A | NA | | 2.8 | Y | Absent | | A2-NY-1633-DRAFT-21(28) |
| L2304287-02O | Plastic 500ml unpreserved | A | NA | | 2.8 | Y | Absent | | A2-NY-1633-DRAFT-21(28) |
| L2304287-02P | Plastic 500ml unpreserved | A | NA | | 2.8 | Y | Absent | | A2-NY-1633-DRAFT-21(28) |
| L2304287-03A | Vial HCl preserved | B | NA | | 3.5 | Y | Absent | | NYTCL-8260(14) |
| L2304287-03B | Vial HCl preserved | B | NA | | 3.5 | Y | Absent | | NYTCL-8260(14) |
| L2304287-03C | Vial HCl preserved | B | NA | | 3.5 | Y | Absent | | NYTCL-8260(14) |
| L2304287-03D | Amber 120ml unpreserved | A | 7 | 7 | 2.8 | Y | Absent | | NYTCL-8081(7) |
| L2304287-03E | Amber 120ml unpreserved | A | 7 | 7 | 2.8 | Y | Absent | | NYTCL-8081(7) |
| L2304287-03F | Amber 120ml unpreserved | A | 7 | 7 | 2.8 | Y | Absent | | NYTCL-8082-LVI(365) |
| L2304287-03G | Amber 120ml unpreserved | A | 7 | 7 | 2.8 | Y | Absent | | NYTCL-8082-LVI(365) |
| L2304287-03H | Amber 250ml unpreserved | B | 7 | 7 | 3.5 | Y | Absent | | NYTCL-8270-SIM-LVI(7),NYTCL-8270-LVI(7) |
| L2304287-03I | Amber 250ml unpreserved | B | 7 | 7 | 3.5 | Y | Absent | | NYTCL-8270-SIM-LVI(7),NYTCL-8270-LVI(7) |
| L2304287-03J | Amber 250ml unpreserved | B | 7 | 7 | 3.5 | Y | Absent | | A2-1,4-DIOXANE-SIM(7) |



*Values in parentheses indicate holding time in days

**Project Name:** NORTH MAIN STREET SITE
**Project Number:** 12814, PHASE 3

**Lab Number:** L2304287
**Report Date:** 02/24/23

### Container Information

| Container ID | Container Type | Cooler | Initial pH | Final pH | Temp deg C | Pres | Seal | Frozen Date/Time | Analysis(*) |
|---|---|---|---|---|---|---|---|---|---|
| L2304287-03K | Amber 250ml unpreserved | B | 7 | 7 | 3.5 | Y | Absent | | A2-1,4-DIOXANE-SIM(7) |
| L2304287-03L | Plastic 250ml NaOH preserved | B | >12 | >12 | 3.5 | Y | Absent | | TCN-9010(14) |
| L2304287-03M | Plastic 250ml HNO3 preserved | B | <2 | <2 | 3.5 | Y | Absent | | FE-6020T(180),BA-6020T(180),SE-6020T(180),TL-6020T(180),CA-6020T(180),K-6020T(180),CR-6020T(180),NI-6020T(180),ZN-6020T(180),CU-6020T(180),NA-6020T(180),PB-6020T(180),BE-6020T(180),MN-6020T(180),SB-6020T(180),AS-6020T(180),V-6020T(180),HG-T(28),AG-6020T(180),MG-6020T(180),AL-6020T(180),CD-6020T(180),CO-6020T(180) |
| L2304287-03N | Plastic 500ml unpreserved | B | NA | | 3.5 | Y | Absent | | A2-NY-1633-DRAFT-21(28) |
| L2304287-03O | Plastic 500ml unpreserved | B | NA | | 3.5 | Y | Absent | | A2-NY-1633-DRAFT-21(28) |
| L2304287-04A | Vial HCl preserved | A | NA | | 2.8 | Y | Absent | | NYTCL-8260(14) |
| L2304287-04B | Vial HCl preserved | A | NA | | 2.8 | Y | Absent | | NYTCL-8260(14) |



*Values in parentheses indicate holding time in days

**Project Name:** NORTH MAIN STREET SITE
**Project Number:** 12814, PHASE 3

**Lab Number:** L2304287
**Report Date:** 02/24/23

## PFAS PARAMETER SUMMARY

| Parameter | Acronym | CAS Number |
|---|---|---|
| PERFLUOROALKYL CARBOXYLIC ACIDS (PFCAs) | | |
| Perfluorooctadecanoic Acid | PFODA | 16517-11-6 |
| Perfluorohexadecanoic Acid | PFHxDA | 67905-19-5 |
| Perfluorotetradecanoic Acid | PFTA/PFTeDA | 376-06-7 |
| Perfluorotridecanoic Acid | PFTrDA | 72629-94-8 |
| Perfluorododecanoic Acid | PFDoA | 307-55-1 |
| Perfluoroundecanoic Acid | PFUnA | 2058-94-8 |
| Perfluorodecanoic Acid | PFDA | 335-76-2 |
| Perfluorononanoic Acid | PFNA | 375-95-1 |
| Perfluorooctanoic Acid | PFOA | 335-67-1 |
| Perfluoroheptanoic Acid | PFHpA | 375-85-9 |
| Perfluorohexanoic Acid | PFHxA | 307-24-4 |
| Perfluoropentanoic Acid | PFPeA | 2706-90-3 |
| Perfluorobutanoic Acid | PFBA | 375-22-4 |
| PERFLUOROALKYL SULFONIC ACIDS (PFSAs) | | |
| Perfluorododecanesulfonic Acid | PFDoDS/PFDoS | 79780-39-5 |
| Perfluorodecanesulfonic Acid | PFDS | 335-77-3 |
| Perfluorononanesulfonic Acid | PFNS | 68259-12-1 |
| Perfluorooctanesulfonic Acid | PFOS | 1763-23-1 |
| Perfluoroheptanesulfonic Acid | PFHpS | 375-92-8 |
| Perfluorohexanesulfonic Acid | PFHxS | 355-46-4 |
| Perfluoropentanesulfonic Acid | PFPeS | 2706-91-4 |
| Perfluorobutanesulfonic Acid | PFBS | 375-73-5 |
| Perfluoropropanesulfonic Acid | PFPrS | 423-41-6 |
| FLUOROTELOMERS | | |
| 1H,1H,2H,2H-Perfluorododecanesulfonic Acid | 10:2FTS | 120226-60-0 |
| 1H,1H,2H,2H-Perfluorodecanesulfonic Acid | 8:2FTS | 39108-34-4 |
| 1H,1H,2H,2H-Perfluorooctanesulfonic Acid | 6:2FTS | 27619-97-2 |
| 1H,1H,2H,2H-Perfluorohexanesulfonic Acid | 4:2FTS | 757124-72-4 |
| PERFLUOROALKANE SULFONAMIDES (FASAs) | | |
| Perfluorooctanesulfonamide | FOSA/PFOSA | 754-91-6 |
| N-Ethyl Perfluorooctane Sulfonamide | NEtFOSA | 4151-50-2 |
| N-Methyl Perfluorooctane Sulfonamide | NMeFOSA | 31506-32-8 |
| PERFLUOROALKANE SULFONYL SUBSTANCES | | |
| N-Ethyl Perfluorooctanesulfonamido Ethanol | NEtFOSE | 1691-99-2 |
| N-Methyl Perfluorooctanesulfonamido Ethanol | NMeFOSE | 24448-09-7 |
| N-Ethyl Perfluorooctanesulfonamidoacetic Acid | NEtFOSAA | 2991-50-6 |
| N-Methyl Perfluorooctanesulfonamidoacetic Acid | NMeFOSAA | 2355-31-9 |
| PER- and POLYFLUOROALKYL ETHER CARBOXYLIC ACIDS | | |
| 2,3,3,3-Tetrafluoro-2-[1,1,2,2,3,3,3-Heptafluoropropoxy]-Propanoic Acid | HFPO-DA | 13252-13-6 |
| 4,8-Dioxa-3h-Perfluorononanoic Acid | ADONA | 919005-14-4 |
| CHLORO-PERFLUOROALKYL SULFONIC ACIDS | | |
| 11-Chloroeicosafluoro-3-Oxaundecane-1-Sulfonic Acid | 11Cl-PF3OUdS | 763051-92-9 |
| 9-Chlorohexadecafluoro-3-Oxanone-1-Sulfonic Acid | 9Cl-PF3ONS | 756426-58-1 |
| PERFLUOROETHER SULFONIC ACIDS (PFESAs) | | |
| Perfluoro(2-Ethoxyethane)Sulfonic Acid | PFEESA | 113507-82-7 |
| PERFLUOROETHER/POLYETHER CARBOXYLIC ACIDS (PFPCAs) | | |
| Perfluoro-3-Methoxypropanoic Acid | PFMPA | 377-73-1 |
| Perfluoro-4-Methoxybutanoic Acid | PFMBA | 863090-89-5 |
| Nonafluoro-3,6-Dioxaheptanoic Acid | NFDHA | 151772-58-6 |

**Project Name:** NORTH MAIN STREET SITE
**Project Number:** 12814, PHASE 3

**Lab Number:** L2304287
**Report Date:** 02/24/23

## PFAS PARAMETER SUMMARY

| Parameter | Acronym | CAS Number |
|---|---|---|
| FLUOROTELOMER CARBOXYLIC ACIDS (FTCAs) | | |
| 3-Perfluoroheptyl Propanoic Acid | 7:3FTCA | 812-70-4 |
| 2H,2H,3H,3H-Perfluorooctanoic Acid | 5:3FTCA | 914637-49-3 |
| 3-Perfluoropropyl Propanoic Acid | 3:3FTCA | 356-02-5 |

| | | | |
|---|---|---|---|
| **Project Name:** | NORTH MAIN STREET SITE | **Lab Number:** | L2304287 |
| **Project Number:** | 12814, PHASE 3 | **Report Date:** | 02/24/23 |

## GLOSSARY

***Acronyms***

| | |
|---|---|
| DL | - Detection Limit: This value represents the level to which target analyte concentrations are reported as estimated values, when those target analyte concentrations are quantified below the limit of quantitation (LOQ). The DL includes any adjustments from dilutions, concentrations or moisture content, where applicable. (DoD report formats only.) |
| EDL | - Estimated Detection Limit: This value represents the level to which target analyte concentrations are reported as estimated values, when those target analyte concentrations are quantified below the reporting limit (RL). The EDL includes any adjustments from dilutions, concentrations or moisture content, where applicable. The use of EDLs is specific to the analysis of PAHs using Solid-Phase Microextraction (SPME). |
| EMPC | - Estimated Maximum Possible Concentration: The concentration that results from the signal present at the retention time of an analyte when the ions meet all of the identification criteria except the ion abundance ratio criteria. An EMPC is a worst-case estimate of the concentration. |
| EPA | - Environmental Protection Agency. |
| LCS | - Laboratory Control Sample: A sample matrix, free from the analytes of interest, spiked with verified known amounts of analytes or a material containing known and verified amounts of analytes. |
| LCSD | - Laboratory Control Sample Duplicate: Refer to LCS. |
| LFB | - Laboratory Fortified Blank: A sample matrix, free from the analytes of interest, spiked with verified known amounts of analytes or a material containing known and verified amounts of analytes. |
| LOD | - Limit of Detection: This value represents the level to which a target analyte can reliably be detected for a specific analyte in a specific matrix by a specific method. The LOD includes any adjustments from dilutions, concentrations or moisture content, where applicable. (DoD report formats only.) |
| LOQ | - Limit of Quantitation: The value at which an instrument can accurately measure an analyte at a specific concentration. The LOQ includes any adjustments from dilutions, concentrations or moisture content, where applicable. (DoD report formats only.)<br><br>Limit of Quantitation: The value at which an instrument can accurately measure an analyte at a specific concentration. The LOQ includes any adjustments from dilutions, concentrations or moisture content, where applicable. (DoD report formats only.) |
| MDL | - Method Detection Limit: This value represents the level to which target analyte concentrations are reported as estimated values, when those target analyte concentrations are quantified below the reporting limit (RL). The MDL includes any adjustments from dilutions, concentrations or moisture content, where applicable. |
| MS | - Matrix Spike Sample: A sample prepared by adding a known mass of target analyte to a specified amount of matrix sample for which an independent estimate of target analyte concentration is available. For Method 332.0, the spike recovery is calculated using the native concentration, including estimated values. |
| MSD | - Matrix Spike Sample Duplicate: Refer to MS. |
| NA | - Not Applicable. |
| NC | - Not Calculated: Term is utilized when one or more of the results utilized in the calculation are non-detect at the parameter's reporting unit. |
| NDPA/DPA | - N-Nitrosodiphenylamine/Diphenylamine. |
| NI | - Not Ignitable. |
| NP | - Non-Plastic: Term is utilized for the analysis of Atterberg Limits in soil. |
| NR | - No Results: Term is utilized when 'No Target Compounds Requested' is reported for the analysis of Volatile or Semivolatile Organic TIC only requests. |
| RL | - Reporting Limit: The value at which an instrument can accurately measure an analyte at a specific concentration. The RL includes any adjustments from dilutions, concentrations or moisture content, where applicable. |
| RPD | - Relative Percent Difference: The results from matrix and/or matrix spike duplicates are primarily designed to assess the precision of analytical results in a given matrix and are expressed as relative percent difference (RPD). Values which are less than five times the reporting limit for any individual parameter are evaluated by utilizing the absolute difference between the values; although the RPD value will be provided in the report. |
| SRM | - Standard Reference Material: A reference sample of a known or certified value that is of the same or similar matrix as the associated field samples. |
| STLP | - Semi-dynamic Tank Leaching Procedure per EPA Method 1315. |
| TEF | - Toxic Equivalency Factors: The values assigned to each dioxin and furan to evaluate their toxicity relative to 2,3,7,8-TCDD. |
| TEQ | - Toxic Equivalent: The measure of a sample's toxicity derived by multiplying each dioxin and furan by its corresponding TEF and then summing the resulting values. |
| TIC | - Tentatively Identified Compound: A compound that has been identified to be present and is not part of the target compound list (TCL) for the method and/or program. All TICs are qualitatively identified and reported as estimated concentrations. |

*Report Format: DU Report with 'J' Qualifiers*

| | | | |
|---|---|---|---|
| **Project Name:** | NORTH MAIN STREET SITE | **Lab Number:** | L2304287 |
| **Project Number:** | 12814, PHASE 3 | **Report Date:** | 02/24/23 |

***Footnotes***

1 - The reference for this analyte should be considered modified since this analyte is absent from the target analyte list of the original method.

***Terms***

Analytical Method: Both the document from which the method originates and the analytical reference method. (Example: EPA 8260B is shown as 1,8260B.) The codes for the reference method documents are provided in the References section of the Addendum.

Chlordane: The target compound Chlordane (CAS No. 57-74-9) is reported for GC ECD analyses. Per EPA,this compound "refers to a mixture of chlordane isomers, other chlorinated hydrocarbons and numerous other components." (Reference: USEPA Toxicological Review of Chlordane, In Support of Summary Information on the Integrated Risk Information System (IRIS), December 1997.)

Difference: With respect to Total Oxidizable Precursor (TOP) Assay analysis, the difference is defined as the Post-Treatment value minus the Pre-Treatment value.

Final pH: As it pertains to Sample Receipt & Container Information section of the report, Final pH reflects pH of container determined after adjustment at the laboratory, if applicable. If no adjustment required, value reflects Initial pH.

Frozen Date/Time: With respect to Volatile Organics in soil, Frozen Date/Time reflects the date/time at which associated Reagent Water-preserved vials were initially frozen. Note: If frozen date/time is beyond 48 hours from sample collection, value will be reflected in 'bold'.

Gasoline Range Organics (GRO): Gasoline Range Organics (GRO) results include all chromatographic peaks eluting from Methyl tert butyl ether through Naphthalene, with the exception of GRO analysis in support of State of Ohio programs, which includes all chromatographic peaks eluting from Hexane through Dodecane.

Initial pH: As it pertains to Sample Receipt & Container Information section of the report, Initial pH reflects pH of container determined upon receipt, if applicable.

PAH Total: With respect to Alkylated PAH analyses, the 'PAHs, Total' result is defined as the summation of results for all or a subset of the following compounds: Naphthalene, C1-C4 Naphthalenes, 2-Methylnaphthalene, 1-Methylnaphthalene, Biphenyl, Acenaphthylene, Acenaphthene, Fluorene, C1-C3 Fluorenes, Phenanthrene, C1-C4 Phenanthrenes/Anthracenes, Anthracene, Fluoranthene, Pyrene, C1-C4 Fluoranthenes/Pyrenes, Benz(a)anthracene, Chrysene, C1-C4 Chrysenes, Benzo(b)fluoranthene, Benzo(j)+(k)fluoranthene, Benzo(e)pyrene, Benzo(a)pyrene, Perylene, Indeno(1,2,3-cd)pyrene, Dibenz(ah)+(ac)anthracene, Benzo(g,h,i)perylene. If a 'Total' result is requested, the results of its individual components will also be reported.

PFAS Total: With respect to PFAS analyses, the 'PFAS, Total (5)' result is defined as the summation of results for: PFHpA, PFHxS, PFOA, PFNA and PFOS. In addition, the 'PFAS, Total (6)' result is defined as the summation of results for: PFHpA, PFHxS, PFOA, PFNA, PFDA and PFOS. For MassDEP DW compliance analysis only, the 'PFAS, Total (6)' result is defined as the summation of results at or above the RL. Note: If a 'Total' result is requested, the results of its individual components will also be reported.

Total: With respect to Organic analyses, a 'Total' result is defined as the summation of results for individual isomers or Aroclors. If a 'Total' result is requested, the results of its individual components will also be reported. This is applicable to 'Total' results for methods 8260, 8081 and 8082.

***Data Qualifiers***

**A** - Spectra identified as "Aldol Condensates" are byproducts of the extraction/concentration procedures when acetone is introduced in the process.

**B** - The analyte was detected above the reporting limit in the associated method blank. Flag only applies to associated field samples that have detectable concentrations of the analyte at less than ten times (10x) the concentration found in the blank. For MCP-related projects, flag only applies to associated field samples that have detectable concentrations of the analyte at less than ten times (10x) the concentration found in the blank. For DOD-related projects, flag only applies to associated field samples that have detectable concentrations of the analyte at less than ten times (10x) the concentration found in the blank AND the analyte was detected above one-half the reporting limit (or above the reporting limit for common lab contaminants) in the associated method blank. For NJ-Air-related projects, flag only applies to associated field samples that have detectable concentrations of the analyte above the reporting limit. For NJ-related projects (excluding Air), flag only applies to associated field samples that have detectable concentrations of the analyte, which was detected above the reporting limit in the associated method blank or above five times the reporting limit for common lab contaminants (Phthalates, Acetone, Methylene Chloride, 2-Butanone).

**C** - Co-elution: The target analyte co-elutes with a known lab standard (i.e. surrogate, internal standards, etc.) for co-extracted analyses.

**D** - Concentration of analyte was quantified from diluted analysis. Flag only applies to field samples that have detectable concentrations of the analyte.

**E** - Concentration of analyte exceeds the range of the calibration curve and/or linear range of the instrument.

**F** - The ratio of quantifier ion response to qualifier ion response falls outside of the laboratory criteria. Results are considered to be an estimated maximum concentration.

**G** - The concentration may be biased high due to matrix interferences (i.e, co-elution) with non-target compound(s). The result should be considered estimated.

**H** - The analysis of pH was performed beyond the regulatory-required holding time of 15 minutes from the time of sample collection.

**I** - The lower value for the two columns has been reported due to obvious interference.

**J** - Estimated value. The Target analyte concentration is below the quantitation limit (RL), but above the Method Detection Limit (MDL) or Estimated Detection Limit (EDL) for SPME-related analyses. This represents an estimated concentration for Tentatively

*Report Format: DU Report with 'J' Qualifiers*

| | | | |
|---|---|---|---|
| **Project Name:** | NORTH MAIN STREET SITE | **Lab Number:** | L2304287 |
| **Project Number:** | 12814, PHASE 3 | **Report Date:** | 02/24/23 |

***Data Qualifiers***

Identified Compounds (TICs).

**M** - Reporting Limit (RL) exceeds the MCP CAM Reporting Limit for this analyte.

**ND** - Not detected at the method detection limit (MDL) for the sample, or estimated detection limit (EDL) for SPME-related analyses.

**NJ** - Presumptive evidence of compound. This represents an estimated concentration for Tentatively Identified Compounds (TICs), where the identification is based on a mass spectral library search.

**P** - The RPD between the results for the two columns exceeds the method-specified criteria.

**Q** - The quality control sample exceeds the associated acceptance criteria. For DOD-related projects, LCS and/or Continuing Calibration Standard exceedences are also qualified on all associated sample results. Note: This flag is not applicable for matrix spike recoveries when the sample concentration is greater than 4x the spike added or for batch duplicate RPD when the sample concentrations are less than 5x the RL. (Metals only.)

**R** - Analytical results are from sample re-analysis.

**RE** - Analytical results are from sample re-extraction.

**S** - Analytical results are from modified screening analysis.

**V** - The surrogate associated with this target analyte has a recovery outside the QC acceptance limits. (Applicable to MassDEP DW Compliance samples only.)

**Z** - The batch matrix spike and/or duplicate associated with this target analyte has a recovery/RPD outside the QC acceptance limits. (Applicable to MassDEP DW Compliance samples only.)

| | | | |
|---|---|---|---|
| **Project Name:** | NORTH MAIN STREET SITE | **Lab Number:** | L2304287 |
| **Project Number:** | 12814, PHASE 3 | **Report Date:** | 02/24/23 |

## REFERENCES


1 Test Methods for Evaluating Solid Waste: Physical/Chemical Methods. EPA SW-846. Third Edition. Updates I - VI, 2018.

144 Analysis of Per- and Polyfluoroalkyl Substances (PFAS) in Aqueous, Solid, Biosolids, and Tissue Samples by LC-MS/MS. Draft EPA Method 1633, EPA Document 821-D-22-001, June 2022.


## LIMITATION OF LIABILITIES

Alpha Analytical performs services with reasonable care and diligence normal to the analytical testing laboratory industry. In the event of an error, the sole and exclusive responsibility of Alpha Analytical shall be to re-perform the work at it's own expense. In no event shall Alpha Analytical be held liable for any incidental, consequential or special damages, including but not limited to, damages in any way connected with the use of, interpretation of, information or analysis provided by Alpha Analytical.

We strongly urge our clients to comply with EPA protocol regarding sample volume, preservation, cooling, containers, sampling procedures, holding time and splitting of samples in the field.

# Certification Information

**The following analytes are not included in our Primary NELAP Scope of Accreditation:**

**Westborough Facility**
**EPA 624/624.1:** m/p-xylene, o-xylene, Naphthalene
**EPA 625/625.1:** alpha-Terpineol
**EPA 8260C/8260D:** NPW: 1,2,4,5-Tetramethylbenzene; 4-Ethyltoluene, Azobenzene; SCM: Iodomethane (methyl iodide), 1,2,4,5-Tetramethylbenzene; 4-Ethyltoluene.
**EPA 8270D/8270E:** NPW: Dimethylnaphthalene,1,4-Diphenylhydrazine, alpha-Terpineol; SCM: Dimethylnaphthalene,1,4-Diphenylhydrazine.
**SM4500**: NPW: Amenable Cyanide; SCM: Total Phosphorus, TKN, NO2, NO3.

**Mansfield Facility**
**SM 2540D:** TSS
**EPA 8082A:** NPW: PCB: 1, 5, 31, 87,101, 110, 141, 151, 153, 180, 183, 187.
**EPA TO-15:** Halothane, 2,4,4-Trimethyl-2-pentene, 2,4,4-Trimethyl-1-pentene, Thiophene, 2-Methylthiophene, 3-Methylthiophene, 2-Ethylthiophene, 1,2,3-Trimethylbenzene, Indan, Indene, 1,2,4,5-Tetramethylbenzene, Benzothiophene, 1-Methylnaphthalene.
**Biological Tissue Matrix:** EPA 3050B

**The following analytes are included in our Massachusetts DEP Scope of Accreditation**

**Westborough Facility:**

***Drinking Water***
**EPA 300.0**: Chloride, Nitrate-N, Fluoride, Sulfate; **EPA 353.2**: Nitrate-N, Nitrite-N; **SM4500NO3-F**: Nitrate-N, Nitrite-N; **SM4500F-C, SM4500CN-CE, EPA 180.1, SM2130B, SM4500Cl-D, SM2320B, SM2540C, SM4500H-B, SM4500NO2-B**
**EPA 332**: Perchlorate; **EPA 524.2:** THMs and VOCs; **EPA 504.1:** EDB, DBCP.
**Microbiology**: **SM9215B; SM9223-P/A, SM9223B-Colilert-QT,SM9222D**.

***Non-Potable Water***
**SM4500H,B, EPA 120.1, SM2510B, SM2540C, SM2320B, SM4500CL-E, SM4500F-BC, SM4500NH3-BH:** Ammonia-N and Kjeldahl-N, **EPA 350.1**: Ammonia-N, **LACHAT 10-107-06-1-B**: Ammonia-N, **EPA 351.1, SM4500NO3-F, EPA 353.2**: Nitrate-N, **SM4500P-E, SM4500P-B, E, SM4500SO4-E, SM5220D, EPA 410.4, SM5210B, SM5310C, SM4500CL-D, EPA 1664, EPA 420.1, SM4500-CN-CE, SM2540D, EPA 300: Chloride, Sulfate, Nitrate.**
**EPA 624.1**: Volatile Halocarbons & Aromatics,
**EPA 608.3**: Chlordane, Toxaphene, Aldrin, alpha-BHC, beta-BHC, gamma-BHC, delta-BHC, Dieldrin, DDD, DDE, DDT, Endosulfan I, Endosulfan II, Endosulfan sulfate, Endrin, Endrin Aldehyde, Heptachlor, Heptachlor Epoxide, PCBs
**EPA 625.1**: SVOC (Acid/Base/Neutral Extractables), **EPA 600/4-81-045**: PCB-Oil.
**Microbiology**: **SM9223B-Colilert-QT; Enterolert-QT, SM9221E, EPA 1600, EPA 1603, SM9222D.**

**Mansfield Facility:**

***Drinking Water***
**EPA 200.7:** Al, Ba, Cd, Cr, Cu, Fe, Mn, Ni, Na, Ag, Ca, Zn. **EPA 200.8:** Al, Sb, As, Ba, Be, Cd, Cr, Cu, Pb, Mn, Ni, Se, Ag, TL, Zn. **EPA 245.1** Hg.
**EPA 522, EPA 537.1.**

***Non-Potable Water***
**EPA 200.7:** Al, Sb, As, Be, Cd, Ca, Cr, Co, Cu, Fe, Pb, Mg, Mn, Mo, Ni, K, Se, Ag, Na, Sr, TL, Ti, V, Zn.
**EPA 200.8:** Al, Sb, As, Be, Cd, Cr, Cu, Fe, Pb, Mn, Ni, K, Se, Ag, Na, TL, Zn.
**EPA 245.1** Hg.
**SM2340B**

For a complete listing of analytes and methods, please contact your Alpha Project Manager.

# NEW JERSEY CHAIN OF CUSTODY

ALPHA ANALYTICAL

Westborough, MA 01581
8 Walkup Dr.
TEL: 508-898-9220
FAX: 508-898-9193

Mansfield, MA 02048
320 Forbes Blvd
TEL: 508-822-9300
FAX: 508-822-3288

**Service Centers**
Mahwah, NJ 07430: 35 Whitney Rd, Suite 5
Albany, NY 12205: 14 Walker Way
Tonawanda, NY 14150: 275 Cooper Ave, Suite 105

Page 1 of 1

Date Rec'd in Lab: 1/25/23

ALPHA Job #: L2304287

**Client Information**
Client: SESI
Address: 959 Rt 46 E 3rd Floor 300 Suite Parsippany NJ
Phone: (973) 808-9050
Fax:
Email: monica.norton@sesi.org

**Project Information**
Project Name: North Main Street Site
Project Location: 128-158 North Main St, Port Chester
Project #: ~~[illegible]~~ phase 2 12814, phase 3
(Use Project name as Project #) ☐
Project Manager: Monica Norton
ALPHAQuote #:

**Turn-Around Time**
Standard ☒ Due Date:
Rush (only if pre approved) ☐ # of Days:

**Deliverables**
☐ NJ Full / Reduced
☐ EQuIS (1 File) ☐ EQuIS (4 File)
☒ Other Cat B, Compare to NYDEC

**Regulatory Requirement**
☐ SRS Residential/Non Residential
☐ SRS Impact to Groundwater
☐ NJ Ground Water Quality Standards
☐ NJ IGW/SPLP Leachate Criteria
☐ Other

**Billing Information**
☒ Same as Client Info
PO #: AWQS

**Site Information**
Is this site impacted by Petroleum? Yes ☐
Petroleum Product:

These samples have been previously analyzed by Alpha ☐

**For EPH, selection is REQUIRED:**
☐ Category 1
☐ Category 2

**For VOC, selection is REQUIRED:**
☐ 1,4-Dioxane
☐ 8011

**Other project specific requirements/comments:**
Please specify Metals or TAL:

**Sample Filtration**
☐ Done
☐ Lab to do
**Preservation**
☐ Lab to do
(Please Specify below)

| ALPHA Lab ID (Lab Use Only) | Sample ID | Collection Date | Collection Time | Sample Matrix | Sampler's Initials | TAL/TCL+30 | PFAS (1633) | 1,4 Dioxane (SIM) | VOCs only | | | | | Sample Specific Comments | Total Bottle |
|---|---|---|---|---|---|---|---|---|---|---|---|---|---|---|---|
| 04287 01 | TWP-201 | 1/25 | 0930 | water | CC | X | X | X | | | | | | | 14 |
| 02 | DUP-GW-20230125 | ↓ | 1015 | ↓ | ↓ | X | X | X | | | | | | | 14 |
| 03 | FB-GW-230125 | ↓ | 1440 | ↓ | ↓ | X | X | X | | | | | | | 13 |
| 04 | TB-20230125 | \ | \ | \ | \ | | | | X | | | | | | 2 |
| | | | | | | | | | | | | | | | |
| | | | | | | | | | | | | | | | |
| | | | | | | | | | | | | | | | |
| | | | | | | | | | | | | | | | |
| | | | | | | | | | | | | | | | |
| | | | | | | | | | | | | | | | |

Preservative Code:
A = None
B = HCl
C = $HNO_3$
D = $H_2SO_4$
E = NaOH
F = MeOH
G = $NaHSO_4$
H = $Na_2S_2O_3$
K/E = Zn Ac/NaOH
O = Other

Container Code
P = Plastic
A = Amber Glass
V = Vial
G = Glass
B = Bacteria Cup
C = Cube
O = Other
E = Encore
D = BOD Bottle

Westboro: Certification No: MA935
Mansfield: Certification No: MA015

| | | | | | | | | |
|---|---|---|---|---|---|---|---|---|
| Container Type | A | P | P | V | | | | |
| Preservative | C/E | \ | \ | B | | | | |

| Relinquished By: | Date/Time | Received By: | Date/Time |
|---|---|---|---|
| [signature] | 1/25/23 1515 | [signature] | 1/25/23 1515 |
| [signature] | 1/25/23 1650 | Paul Mazzella | 1/25/23 16[illegible] |
| Paul Mazzella | 1/25/23 | [signature] | 1/25/23 22:30 |

Please print clearly, legibly and completely. Samples can not be logged in and turnaround time clock will not start until any ambiguities are resolved. BY EXECUTING THIS COC, THE CLIENT HAS READ AND AGREES TO BE BOUND BY ALPHA'S TERMS & CONDITIONS. (See reverse side.)

Form No: 01-14 HC (rev. 30-Sept-2013)

# ANALYTICAL REPORT

| | |
|---|---|
| Lab Number: | L2304628 |
| Client: | Soils Engineering Services, Inc.<br>959 Route 46E<br>Parsippany, NJ 07054 |
| ATTN: | Monica Norton |
| Phone: | (973) 808-9050 |
| Project Name: | NORTH MAIN STREET SITE |
| Project Number: | 12814 PHASE 2 |
| Report Date: | 02/13/23 |



Certifications & Approvals: MA (M-MA086), NH NELAP (2064), CT (PH-0574), IL (200077), ME (MA00086), MD (348), NJ (MA935), NY (11148), NC (25700/666), PA (68-03671), RI (LAO00065), TX (T104704476), VT (VT-0935), VA (460195), USDA (Permit #P330-17-00196).

Eight Walkup Drive, Westborough, MA 01581-1019
508-898-9220 (Fax) 508-898-9193 800-624-9220 - www.alphalab.com

**Project Name:** NORTH MAIN STREET SITE
**Project Number:** 12814 PHASE 2

**Lab Number:** L2304628
**Report Date:** 02/13/23

| Alpha Sample ID | Client ID | Matrix | Sample Location | Collection Date/Time | Receive Date |
|---|---|---|---|---|---|
| L2304628-01 | SB-204 (7-7.5) | SOIL | 128-158 NORTH MAIN ST. PORT CHESTER NY | 01/26/23 10:40 | 01/26/23 |
| L2304628-02 | SB-205 (2.5-3) | SOIL | 128-158 NORTH MAIN ST. PORT CHESTER NY | 01/26/23 12:50 | 01/26/23 |
| L2304628-03 | SB-206 (5.5-6) | SOIL | 128-158 NORTH MAIN ST. PORT CHESTER NY | 01/26/23 10:00 | 01/26/23 |

| | | | |
|---|---|---|---|
| **Project Name:** | NORTH MAIN STREET SITE | **Lab Number:** | L2304628 |
| **Project Number:** | 12814 PHASE 2 | **Report Date:** | 02/13/23 |

## Case Narrative

The samples were received in accordance with the Chain of Custody and no significant deviations were encountered during the preparation or analysis unless otherwise noted. Sample Receipt, Container Information, and the Chain of Custody are located at the back of the report.

Results contained within this report relate only to the samples submitted under this Alpha Lab Number and meet NELAP requirements for all NELAP accredited parameters unless otherwise noted in the following narrative. The data presented in this report is organized by parameter (i.e. VOC, SVOC, etc.). Sample specific Quality Control data (i.e. Surrogate Spike Recovery) is reported at the end of the target analyte list for each individual sample, followed by the Laboratory Batch Quality Control at the end of each parameter. Tentatively Identified Compounds (TICs), if requested, are reported for compounds identified to be present and are not part of the method/program Target Compound List, even if only a subset of the TCL are being reported. If a sample was re-analyzed or re-extracted due to a required quality control corrective action and if both sets of data are reported, the Laboratory ID of the re-analysis or re-extraction is designated with an "R" or "RE", respectively.

When multiple Batch Quality Control elements are reported (e.g. more than one LCS), the associated samples for each element are noted in the grey shaded header line of each data table. Any Laboratory Batch, Sample Specific % recovery or RPD value that is outside the listed Acceptance Criteria is bolded in the report. In reference to questions H (CAM) or 4 (RCP) when "NO" is checked, the performance criteria for CAM and RCP methods allow for some quality control failures to occur and still be within method compliance. In these instances, the specific failure is not narrated but noted in the associated QC Outlier Summary Report, located directly after the Case Narrative. QC information is also incorporated in the Data Usability Assessment table (Format 11) of our Data Merger tool, where it can be reviewed in conjunction with the sample result, associated regulatory criteria and any associated data usability implications.

Soil/sediments, solids and tissues are reported on a dry weight basis unless otherwise noted. Definitions of all data qualifiers and acronyms used in this report are provided in the Glossary located at the back of the report.

HOLD POLICY - For samples submitted on hold, Alpha's policy is to hold samples (with the exception of Air canisters) free of charge for 21 calendar days from the date the project is completed. After 21 calendar days, we will dispose of all samples submitted including those put on hold unless you have contacted your Alpha Project Manager and made arrangements for Alpha to continue to hold the samples. Air canisters will be disposed after 3 business days from the date the project is completed.

Please contact Project Management at 800-624-9220 with any questions.

| | | | |
|---|---|---|---|
| **Project Name:** | NORTH MAIN STREET SITE | **Lab Number:** | L2304628 |
| **Project Number:** | 12814 PHASE 2 | **Report Date:** | 02/13/23 |

**Case Narrative (continued)**

Report Submission

February 13, 2023: This final report includes the results of all requested analyses.

February 02, 2023: This is a preliminary report.

All non-detect (ND) or estimated concentrations (J-qualified) have been quantitated to the limit noted in the MDL column.

Semivolatile Organics

The WG1738827-2/-3 LCS/LCSD recoveries, associated with L2304628-01 through -03, are below the acceptance criteria for benzoic acid (0%/0%); however, it has been identified as a "difficult" analyte. The results of the associated samples are reported.

Perfluorinated Alkyl Acids by 1633

The WG1738680-2 LCS recovery, associated with L2304628-03, is above the acceptance criteria for n-methyl perfluorooctanesulfonamidoacetic acid (nmefosaa) (192%); however, the associated sample is non-detect for this target analyte. The results of the original analysis are reported.

Total Metals

L2304628-01 through -03: The sample has elevated detection limits for all elements, with the exceptions of mercury and lead, due to the dilution required by the sample matrix.

Cyanide, Total

The WG1739415-2/-3 LCS/LCSD recoveries for cyanide, total (78%/65%), associated with L2304628-01 and -03, are outside our in-house acceptance criteria, but within the vendor-certified acceptance limits. The results of the original analyses are reported.

The WG1739554-3 LCSD recovery, associated with L2304628-02, is above the acceptance criteria for cyanide, total (127%); however, the associated samples are non-detect to the RL for this target analyte. The

| | | | |
|---|---|---|---|
| **Project Name:** | NORTH MAIN STREET SITE | **Lab Number:** | L2304628 |
| **Project Number:** | 12814 PHASE 2 | **Report Date:** | 02/13/23 |

**Case Narrative (continued)**

results of the original analysis are reported. The LCS/LCSD RPD is above the acceptance criteria for cyanide, total (43%).

I, the undersigned, attest under the pains and penalties of perjury that, to the best of my knowledge and belief and based upon my personal inquiry of those responsible for providing the information contained in this analytical report, such information is accurate and complete. This certificate of analysis is not complete unless this page accompanies any and all pages of this report.

Authorized Signature: Cristin Walker

Title: Technical Director/Representative

Date: 02/13/23

# ORGANICS

# VOLATILES

**Project Name:** NORTH MAIN STREET SITE **Lab Number:** L2304628

**Project Number:** 12814 PHASE 2 **Report Date:** 02/13/23

## SAMPLE RESULTS

Lab ID: L2304628-01
Client ID: SB-204 (7-7.5)
Sample Location: 128-158 NORTH MAIN ST. PORT CHESTER NY

Date Collected: 01/26/23 10:40
Date Received: 01/26/23
Field Prep: Not Specified

Sample Depth:
Matrix: Soil
Analytical Method: 1,8260D
Analytical Date: 02/01/23 12:17
Analyst: AJK
Percent Solids: 86%

| Parameter | Result | Qualifier | Units | RL | MDL | Dilution Factor |
|---|---|---|---|---|---|---|
| **Volatile Organics by EPA 5035 Low - Westborough Lab** | | | | | | |
| Methylene chloride | ND | | ug/kg | 6.3 | 2.9 | 1 |
| 1,1-Dichloroethane | ND | | ug/kg | 1.3 | 0.18 | 1 |
| Chloroform | ND | | ug/kg | 1.9 | 0.18 | 1 |
| Carbon tetrachloride | ND | | ug/kg | 1.3 | 0.29 | 1 |
| 1,2-Dichloropropane | ND | | ug/kg | 1.3 | 0.16 | 1 |
| Dibromochloromethane | ND | | ug/kg | 1.3 | 0.18 | 1 |
| 1,1,2-Trichloroethane | ND | | ug/kg | 1.3 | 0.34 | 1 |
| Tetrachloroethene | ND | | ug/kg | 0.63 | 0.25 | 1 |
| Chlorobenzene | ND | | ug/kg | 0.63 | 0.16 | 1 |
| Trichlorofluoromethane | ND | | ug/kg | 5.0 | 0.88 | 1 |
| 1,2-Dichloroethane | ND | | ug/kg | 1.3 | 0.32 | 1 |
| 1,1,1-Trichloroethane | ND | | ug/kg | 0.63 | 0.21 | 1 |
| Bromodichloromethane | ND | | ug/kg | 0.63 | 0.14 | 1 |
| trans-1,3-Dichloropropene | ND | | ug/kg | 1.3 | 0.34 | 1 |
| cis-1,3-Dichloropropene | ND | | ug/kg | 0.63 | 0.20 | 1 |
| 1,3-Dichloropropene, Total | ND | | ug/kg | 0.63 | 0.20 | 1 |
| 1,1-Dichloropropene | ND | | ug/kg | 0.63 | 0.20 | 1 |
| Bromoform | ND | | ug/kg | 5.0 | 0.31 | 1 |
| 1,1,2,2-Tetrachloroethane | ND | | ug/kg | 0.63 | 0.21 | 1 |
| Benzene | ND | | ug/kg | 0.63 | 0.21 | 1 |
| Toluene | ND | | ug/kg | 1.3 | 0.69 | 1 |
| Ethylbenzene | ND | | ug/kg | 1.3 | 0.18 | 1 |
| Chloromethane | ND | | ug/kg | 5.0 | 1.2 | 1 |
| Bromomethane | ND | | ug/kg | 2.5 | 0.73 | 1 |
| Vinyl chloride | ND | | ug/kg | 1.3 | 0.42 | 1 |
| Chloroethane | ND | | ug/kg | 2.5 | 0.57 | 1 |
| 1,1-Dichloroethene | ND | | ug/kg | 1.3 | 0.30 | 1 |
| trans-1,2-Dichloroethene | ND | | ug/kg | 1.9 | 0.17 | 1 |

**Project Name:** NORTH MAIN STREET SITE **Lab Number:** L2304628

**Project Number:** 12814 PHASE 2 **Report Date:** 02/13/23

## SAMPLE RESULTS

Lab ID: L2304628-01 Date Collected: 01/26/23 10:40

Client ID: SB-204 (7-7.5) Date Received: 01/26/23

Sample Location: 128-158 NORTH MAIN ST. PORT CHESTER NY Field Prep: Not Specified

Sample Depth:

| Parameter | Result | Qualifier | Units | RL | MDL | Dilution Factor |
|---|---|---|---|---|---|---|
| Volatile Organics by EPA 5035 Low - Westborough Lab | | | | | | |
| Trichloroethene | ND | | ug/kg | 0.63 | 0.17 | 1 |
| 1,2-Dichlorobenzene | ND | | ug/kg | 2.5 | 0.18 | 1 |
| 1,3-Dichlorobenzene | ND | | ug/kg | 2.5 | 0.19 | 1 |
| 1,4-Dichlorobenzene | ND | | ug/kg | 2.5 | 0.22 | 1 |
| Methyl tert butyl ether | ND | | ug/kg | 2.5 | 0.25 | 1 |
| p/m-Xylene | ND | | ug/kg | 2.5 | 0.71 | 1 |
| o-Xylene | ND | | ug/kg | 1.3 | 0.37 | 1 |
| Xylenes, Total | ND | | ug/kg | 1.3 | 0.37 | 1 |
| cis-1,2-Dichloroethene | ND | | ug/kg | 1.3 | 0.22 | 1 |
| 1,2-Dichloroethene, Total | ND | | ug/kg | 1.3 | 0.17 | 1 |
| Dibromomethane | ND | | ug/kg | 2.5 | 0.30 | 1 |
| Styrene | ND | | ug/kg | 1.3 | 0.25 | 1 |
| Dichlorodifluoromethane | ND | | ug/kg | 13 | 1.2 | 1 |
| Acetone | 7.0 | J | ug/kg | 13 | 6.1 | 1 |
| Carbon disulfide | ND | | ug/kg | 13 | 5.8 | 1 |
| 2-Butanone | ND | | ug/kg | 13 | 2.8 | 1 |
| Vinyl acetate | ND | | ug/kg | 13 | 2.7 | 1 |
| 4-Methyl-2-pentanone | ND | | ug/kg | 13 | 1.6 | 1 |
| 1,2,3-Trichloropropane | ND | | ug/kg | 2.5 | 0.16 | 1 |
| 2-Hexanone | ND | | ug/kg | 13 | 1.5 | 1 |
| Bromochloromethane | ND | | ug/kg | 2.5 | 0.26 | 1 |
| 2,2-Dichloropropane | ND | | ug/kg | 2.5 | 0.26 | 1 |
| 1,2-Dibromoethane | ND | | ug/kg | 1.3 | 0.35 | 1 |
| 1,3-Dichloropropane | ND | | ug/kg | 2.5 | 0.21 | 1 |
| 1,1,1,2-Tetrachloroethane | ND | | ug/kg | 0.63 | 0.17 | 1 |
| Bromobenzene | ND | | ug/kg | 2.5 | 0.18 | 1 |
| n-Butylbenzene | ND | | ug/kg | 1.3 | 0.21 | 1 |
| sec-Butylbenzene | ND | | ug/kg | 1.3 | 0.18 | 1 |
| tert-Butylbenzene | ND | | ug/kg | 2.5 | 0.15 | 1 |
| o-Chlorotoluene | ND | | ug/kg | 2.5 | 0.24 | 1 |
| p-Chlorotoluene | ND | | ug/kg | 2.5 | 0.14 | 1 |
| 1,2-Dibromo-3-chloropropane | ND | | ug/kg | 3.8 | 1.3 | 1 |
| Hexachlorobutadiene | ND | | ug/kg | 5.0 | 0.21 | 1 |
| Isopropylbenzene | ND | | ug/kg | 1.3 | 0.14 | 1 |
| p-Isopropyltoluene | ND | | ug/kg | 1.3 | 0.14 | 1 |
| Naphthalene | ND | | ug/kg | 5.0 | 0.82 | 1 |
| Acrylonitrile | ND | | ug/kg | 5.0 | 1.4 | 1 |

**Project Name:** NORTH MAIN STREET SITE **Lab Number:** L2304628

**Project Number:** 12814 PHASE 2 **Report Date:** 02/13/23

## SAMPLE RESULTS

| | | | |
|---|---|---|---|
| Lab ID: | L2304628-01 | Date Collected: | 01/26/23 10:40 |
| Client ID: | SB-204 (7-7.5) | Date Received: | 01/26/23 |
| Sample Location: | 128-158 NORTH MAIN ST. PORT CHESTER NY | Field Prep: | Not Specified |

Sample Depth:

| Parameter | Result | Qualifier | Units | RL | MDL | Dilution Factor |
|---|---|---|---|---|---|---|
| **Volatile Organics by EPA 5035 Low - Westborough Lab** | | | | | | |
| n-Propylbenzene | ND | | ug/kg | 1.3 | 0.22 | 1 |
| 1,2,3-Trichlorobenzene | ND | | ug/kg | 2.5 | 0.41 | 1 |
| 1,2,4-Trichlorobenzene | ND | | ug/kg | 2.5 | 0.34 | 1 |
| 1,3,5-Trimethylbenzene | ND | | ug/kg | 2.5 | 0.24 | 1 |
| 1,2,4-Trimethylbenzene | ND | | ug/kg | 2.5 | 0.42 | 1 |
| 1,4-Dioxane | ND | | ug/kg | 100 | 44. | 1 |
| p-Diethylbenzene | ND | | ug/kg | 2.5 | 0.22 | 1 |
| p-Ethyltoluene | ND | | ug/kg | 2.5 | 0.48 | 1 |
| 1,2,4,5-Tetramethylbenzene | ND | | ug/kg | 2.5 | 0.24 | 1 |
| Ethyl ether | ND | | ug/kg | 2.5 | 0.43 | 1 |
| trans-1,4-Dichloro-2-butene | ND | | ug/kg | 6.3 | 1.8 | 1 |

Tentatively Identified Compounds

| | | | |
|---|---|---|---|
| No Tentatively Identified Compounds | ND | ug/kg | 1 |

| Surrogate | % Recovery | Qualifier | Acceptance Criteria |
|---|---|---|---|
| 1,2-Dichloroethane-d4 | 108 | | 70-130 |
| Toluene-d8 | 106 | | 70-130 |
| 4-Bromofluorobenzene | 119 | | 70-130 |
| Dibromofluoromethane | 90 | | 70-130 |

**Project Name:** NORTH MAIN STREET SITE **Lab Number:** L2304628

**Project Number:** 12814 PHASE 2 **Report Date:** 02/13/23

## SAMPLE RESULTS

Lab ID: L2304628-02
Client ID: SB-205 (2.5-3)
Sample Location: 128-158 NORTH MAIN ST. PORT CHESTER NY

Date Collected: 01/26/23 12:50
Date Received: 01/26/23
Field Prep: Not Specified

Sample Depth:
Matrix: Soil
Analytical Method: 1,8260D
Analytical Date: 02/01/23 15:19
Analyst: AJK
Percent Solids: 85%

| Parameter | Result | Qualifier | Units | RL | MDL | Dilution Factor |
|---|---|---|---|---|---|---|
| **Volatile Organics by EPA 5035 Low - Westborough Lab** | | | | | | |
| Methylene chloride | ND | | ug/kg | 5.9 | 2.7 | 1 |
| 1,1-Dichloroethane | ND | | ug/kg | 1.2 | 0.17 | 1 |
| Chloroform | ND | | ug/kg | 1.8 | 0.17 | 1 |
| Carbon tetrachloride | ND | | ug/kg | 1.2 | 0.27 | 1 |
| 1,2-Dichloropropane | ND | | ug/kg | 1.2 | 0.15 | 1 |
| Dibromochloromethane | ND | | ug/kg | 1.2 | 0.17 | 1 |
| 1,1,2-Trichloroethane | ND | | ug/kg | 1.2 | 0.32 | 1 |
| Tetrachloroethene | ND | | ug/kg | 0.59 | 0.23 | 1 |
| Chlorobenzene | ND | | ug/kg | 0.59 | 0.15 | 1 |
| Trichlorofluoromethane | ND | | ug/kg | 4.7 | 0.82 | 1 |
| 1,2-Dichloroethane | ND | | ug/kg | 1.2 | 0.30 | 1 |
| 1,1,1-Trichloroethane | ND | | ug/kg | 0.59 | 0.20 | 1 |
| Bromodichloromethane | ND | | ug/kg | 0.59 | 0.13 | 1 |
| trans-1,3-Dichloropropene | ND | | ug/kg | 1.2 | 0.32 | 1 |
| cis-1,3-Dichloropropene | ND | | ug/kg | 0.59 | 0.19 | 1 |
| 1,3-Dichloropropene, Total | ND | | ug/kg | 0.59 | 0.19 | 1 |
| 1,1-Dichloropropene | ND | | ug/kg | 0.59 | 0.19 | 1 |
| Bromoform | ND | | ug/kg | 4.7 | 0.29 | 1 |
| 1,1,2,2-Tetrachloroethane | ND | | ug/kg | 0.59 | 0.20 | 1 |
| Benzene | ND | | ug/kg | 0.59 | 0.20 | 1 |
| Toluene | ND | | ug/kg | 1.2 | 0.64 | 1 |
| Ethylbenzene | ND | | ug/kg | 1.2 | 0.17 | 1 |
| Chloromethane | ND | | ug/kg | 4.7 | 1.1 | 1 |
| Bromomethane | ND | | ug/kg | 2.4 | 0.69 | 1 |
| Vinyl chloride | ND | | ug/kg | 1.2 | 0.40 | 1 |
| Chloroethane | ND | | ug/kg | 2.4 | 0.54 | 1 |
| 1,1-Dichloroethene | ND | | ug/kg | 1.2 | 0.28 | 1 |
| trans-1,2-Dichloroethene | ND | | ug/kg | 1.8 | 0.16 | 1 |

**Project Name:** NORTH MAIN STREET SITE **Lab Number:** L2304628

**Project Number:** 12814 PHASE 2 **Report Date:** 02/13/23

**SAMPLE RESULTS**

Lab ID: L2304628-02 Date Collected: 01/26/23 12:50

Client ID: SB-205 (2.5-3) Date Received: 01/26/23

Sample Location: 128-158 NORTH MAIN ST. PORT CHESTER NY Field Prep: Not Specified

Sample Depth:

| Parameter | Result | Qualifier | Units | RL | MDL | Dilution Factor |
|---|---|---|---|---|---|---|
| Volatile Organics by EPA 5035 Low - Westborough Lab | | | | | | |
| Trichloroethene | ND | | ug/kg | 0.59 | 0.16 | 1 |
| 1,2-Dichlorobenzene | ND | | ug/kg | 2.4 | 0.17 | 1 |
| 1,3-Dichlorobenzene | ND | | ug/kg | 2.4 | 0.18 | 1 |
| 1,4-Dichlorobenzene | ND | | ug/kg | 2.4 | 0.20 | 1 |
| Methyl tert butyl ether | ND | | ug/kg | 2.4 | 0.24 | 1 |
| p/m-Xylene | ND | | ug/kg | 2.4 | 0.66 | 1 |
| o-Xylene | ND | | ug/kg | 1.2 | 0.34 | 1 |
| Xylenes, Total | ND | | ug/kg | 1.2 | 0.34 | 1 |
| cis-1,2-Dichloroethene | ND | | ug/kg | 1.2 | 0.21 | 1 |
| 1,2-Dichloroethene, Total | ND | | ug/kg | 1.2 | 0.16 | 1 |
| Dibromomethane | ND | | ug/kg | 2.4 | 0.28 | 1 |
| Styrene | ND | | ug/kg | 1.2 | 0.23 | 1 |
| Dichlorodifluoromethane | ND | | ug/kg | 12 | 1.1 | 1 |
| Acetone | ND | | ug/kg | 12 | 5.7 | 1 |
| Carbon disulfide | ND | | ug/kg | 12 | 5.4 | 1 |
| 2-Butanone | ND | | ug/kg | 12 | 2.6 | 1 |
| Vinyl acetate | ND | | ug/kg | 12 | 2.5 | 1 |
| 4-Methyl-2-pentanone | ND | | ug/kg | 12 | 1.5 | 1 |
| 1,2,3-Trichloropropane | ND | | ug/kg | 2.4 | 0.15 | 1 |
| 2-Hexanone | ND | | ug/kg | 12 | 1.4 | 1 |
| Bromochloromethane | ND | | ug/kg | 2.4 | 0.24 | 1 |
| 2,2-Dichloropropane | ND | | ug/kg | 2.4 | 0.24 | 1 |
| 1,2-Dibromoethane | ND | | ug/kg | 1.2 | 0.33 | 1 |
| 1,3-Dichloropropane | ND | | ug/kg | 2.4 | 0.20 | 1 |
| 1,1,1,2-Tetrachloroethane | ND | | ug/kg | 0.59 | 0.16 | 1 |
| Bromobenzene | ND | | ug/kg | 2.4 | 0.17 | 1 |
| n-Butylbenzene | ND | | ug/kg | 1.2 | 0.20 | 1 |
| sec-Butylbenzene | ND | | ug/kg | 1.2 | 0.17 | 1 |
| tert-Butylbenzene | ND | | ug/kg | 2.4 | 0.14 | 1 |
| o-Chlorotoluene | ND | | ug/kg | 2.4 | 0.23 | 1 |
| p-Chlorotoluene | ND | | ug/kg | 2.4 | 0.13 | 1 |
| 1,2-Dibromo-3-chloropropane | ND | | ug/kg | 3.6 | 1.2 | 1 |
| Hexachlorobutadiene | ND | | ug/kg | 4.7 | 0.20 | 1 |
| Isopropylbenzene | ND | | ug/kg | 1.2 | 0.13 | 1 |
| p-Isopropyltoluene | ND | | ug/kg | 1.2 | 0.13 | 1 |
| Naphthalene | ND | | ug/kg | 4.7 | 0.77 | 1 |
| Acrylonitrile | ND | | ug/kg | 4.7 | 1.4 | 1 |

**Project Name:** NORTH MAIN STREET SITE **Lab Number:** L2304628

**Project Number:** 12814 PHASE 2 **Report Date:** 02/13/23

## SAMPLE RESULTS

| | | | |
|---|---|---|---|
| Lab ID: | L2304628-02 | Date Collected: | 01/26/23 12:50 |
| Client ID: | SB-205 (2.5-3) | Date Received: | 01/26/23 |
| Sample Location: | 128-158 NORTH MAIN ST. PORT CHESTER NY | Field Prep: | Not Specified |

Sample Depth:

| Parameter | Result | Qualifier | Units | RL | MDL | Dilution Factor |
|---|---|---|---|---|---|---|
| **Volatile Organics by EPA 5035 Low - Westborough Lab** | | | | | | |
| n-Propylbenzene | ND | | ug/kg | 1.2 | 0.20 | 1 |
| 1,2,3-Trichlorobenzene | ND | | ug/kg | 2.4 | 0.38 | 1 |
| 1,2,4-Trichlorobenzene | ND | | ug/kg | 2.4 | 0.32 | 1 |
| 1,3,5-Trimethylbenzene | ND | | ug/kg | 2.4 | 0.23 | 1 |
| 1,2,4-Trimethylbenzene | ND | | ug/kg | 2.4 | 0.40 | 1 |
| 1,4-Dioxane | ND | | ug/kg | 95 | 42. | 1 |
| p-Diethylbenzene | ND | | ug/kg | 2.4 | 0.21 | 1 |
| p-Ethyltoluene | ND | | ug/kg | 2.4 | 0.46 | 1 |
| 1,2,4,5-Tetramethylbenzene | ND | | ug/kg | 2.4 | 0.23 | 1 |
| Ethyl ether | ND | | ug/kg | 2.4 | 0.40 | 1 |
| trans-1,4-Dichloro-2-butene | ND | | ug/kg | 5.9 | 1.7 | 1 |

Tentatively Identified Compounds

| | | | |
|---|---|---|---|
| No Tentatively Identified Compounds | ND | ug/kg | 1 |

| Surrogate | % Recovery | Qualifier | Acceptance Criteria |
|---|---|---|---|
| 1,2-Dichloroethane-d4 | 103 | | 70-130 |
| Toluene-d8 | 107 | | 70-130 |
| 4-Bromofluorobenzene | 116 | | 70-130 |
| Dibromofluoromethane | 90 | | 70-130 |

**Project Name:** NORTH MAIN STREET SITE **Lab Number:** L2304628

**Project Number:** 12814 PHASE 2 **Report Date:** 02/13/23

## SAMPLE RESULTS

Lab ID: L2304628-03
Client ID: SB-206 (5.5-6)
Sample Location: 128-158 NORTH MAIN ST. PORT CHESTER NY

Date Collected: 01/26/23 10:00
Date Received: 01/26/23
Field Prep: Not Specified

Sample Depth:
Matrix: Soil
Analytical Method: 1,8260D
Analytical Date: 01/31/23 14:58
Analyst: AJK
Percent Solids: 97%

| Parameter | Result | Qualifier | Units | RL | MDL | Dilution Factor |
|---|---|---|---|---|---|---|
| **Volatile Organics by EPA 5035 Low - Westborough Lab** | | | | | | |
| Methylene chloride | ND | | ug/kg | 5.3 | 2.4 | 1 |
| 1,1-Dichloroethane | ND | | ug/kg | 1.1 | 0.15 | 1 |
| Chloroform | ND | | ug/kg | 1.6 | 0.15 | 1 |
| Carbon tetrachloride | ND | | ug/kg | 1.1 | 0.24 | 1 |
| 1,2-Dichloropropane | ND | | ug/kg | 1.1 | 0.13 | 1 |
| Dibromochloromethane | ND | | ug/kg | 1.1 | 0.15 | 1 |
| 1,1,2-Trichloroethane | ND | | ug/kg | 1.1 | 0.28 | 1 |
| Tetrachloroethene | ND | | ug/kg | 0.53 | 0.21 | 1 |
| Chlorobenzene | ND | | ug/kg | 0.53 | 0.14 | 1 |
| Trichlorofluoromethane | ND | | ug/kg | 4.3 | 0.74 | 1 |
| 1,2-Dichloroethane | ND | | ug/kg | 1.1 | 0.27 | 1 |
| 1,1,1-Trichloroethane | ND | | ug/kg | 0.53 | 0.18 | 1 |
| Bromodichloromethane | ND | | ug/kg | 0.53 | 0.12 | 1 |
| trans-1,3-Dichloropropene | ND | | ug/kg | 1.1 | 0.29 | 1 |
| cis-1,3-Dichloropropene | ND | | ug/kg | 0.53 | 0.17 | 1 |
| 1,3-Dichloropropene, Total | ND | | ug/kg | 0.53 | 0.17 | 1 |
| 1,1-Dichloropropene | ND | | ug/kg | 0.53 | 0.17 | 1 |
| Bromoform | ND | | ug/kg | 4.3 | 0.26 | 1 |
| 1,1,2,2-Tetrachloroethane | ND | | ug/kg | 0.53 | 0.18 | 1 |
| Benzene | ND | | ug/kg | 0.53 | 0.18 | 1 |
| Toluene | ND | | ug/kg | 1.1 | 0.58 | 1 |
| Ethylbenzene | ND | | ug/kg | 1.1 | 0.15 | 1 |
| Chloromethane | ND | | ug/kg | 4.3 | 1.0 | 1 |
| Bromomethane | ND | | ug/kg | 2.1 | 0.62 | 1 |
| Vinyl chloride | ND | | ug/kg | 1.1 | 0.36 | 1 |
| Chloroethane | ND | | ug/kg | 2.1 | 0.48 | 1 |
| 1,1-Dichloroethene | ND | | ug/kg | 1.1 | 0.25 | 1 |
| trans-1,2-Dichloroethene | ND | | ug/kg | 1.6 | 0.15 | 1 |

**Project Name:** NORTH MAIN STREET SITE **Lab Number:** L2304628

**Project Number:** 12814 PHASE 2 **Report Date:** 02/13/23

**SAMPLE RESULTS**

Lab ID: L2304628-03 Date Collected: 01/26/23 10:00

Client ID: SB-206 (5.5-6) Date Received: 01/26/23

Sample Location: 128-158 NORTH MAIN ST. PORT CHESTER NY Field Prep: Not Specified

Sample Depth:

| Parameter | Result | Qualifier | Units | RL | MDL | Dilution Factor |
|---|---|---|---|---|---|---|
| Volatile Organics by EPA 5035 Low - Westborough Lab | | | | | | |
| Trichloroethene | ND | | ug/kg | 0.53 | 0.15 | 1 |
| 1,2-Dichlorobenzene | ND | | ug/kg | 2.1 | 0.15 | 1 |
| 1,3-Dichlorobenzene | ND | | ug/kg | 2.1 | 0.16 | 1 |
| 1,4-Dichlorobenzene | ND | | ug/kg | 2.1 | 0.18 | 1 |
| Methyl tert butyl ether | ND | | ug/kg | 2.1 | 0.21 | 1 |
| p/m-Xylene | ND | | ug/kg | 2.1 | 0.60 | 1 |
| o-Xylene | ND | | ug/kg | 1.1 | 0.31 | 1 |
| Xylenes, Total | ND | | ug/kg | 1.1 | 0.31 | 1 |
| cis-1,2-Dichloroethene | ND | | ug/kg | 1.1 | 0.19 | 1 |
| 1,2-Dichloroethene, Total | ND | | ug/kg | 1.1 | 0.15 | 1 |
| Dibromomethane | ND | | ug/kg | 2.1 | 0.25 | 1 |
| Styrene | 0.22 | J | ug/kg | 1.1 | 0.21 | 1 |
| Dichlorodifluoromethane | ND | | ug/kg | 11 | 0.98 | 1 |
| Acetone | 8.5 | J | ug/kg | 11 | 5.1 | 1 |
| Carbon disulfide | ND | | ug/kg | 11 | 4.9 | 1 |
| 2-Butanone | ND | | ug/kg | 11 | 2.4 | 1 |
| Vinyl acetate | ND | | ug/kg | 11 | 2.3 | 1 |
| 4-Methyl-2-pentanone | ND | | ug/kg | 11 | 1.4 | 1 |
| 1,2,3-Trichloropropane | ND | | ug/kg | 2.1 | 0.14 | 1 |
| 2-Hexanone | ND | | ug/kg | 11 | 1.3 | 1 |
| Bromochloromethane | ND | | ug/kg | 2.1 | 0.22 | 1 |
| 2,2-Dichloropropane | ND | | ug/kg | 2.1 | 0.22 | 1 |
| 1,2-Dibromoethane | ND | | ug/kg | 1.1 | 0.30 | 1 |
| 1,3-Dichloropropane | ND | | ug/kg | 2.1 | 0.18 | 1 |
| 1,1,1,2-Tetrachloroethane | ND | | ug/kg | 0.53 | 0.14 | 1 |
| Bromobenzene | ND | | ug/kg | 2.1 | 0.15 | 1 |
| n-Butylbenzene | ND | | ug/kg | 1.1 | 0.18 | 1 |
| sec-Butylbenzene | ND | | ug/kg | 1.1 | 0.16 | 1 |
| tert-Butylbenzene | ND | | ug/kg | 2.1 | 0.13 | 1 |
| o-Chlorotoluene | ND | | ug/kg | 2.1 | 0.20 | 1 |
| p-Chlorotoluene | ND | | ug/kg | 2.1 | 0.12 | 1 |
| 1,2-Dibromo-3-chloropropane | ND | | ug/kg | 3.2 | 1.1 | 1 |
| Hexachlorobutadiene | ND | | ug/kg | 4.3 | 0.18 | 1 |
| Isopropylbenzene | ND | | ug/kg | 1.1 | 0.12 | 1 |
| p-Isopropyltoluene | ND | | ug/kg | 1.1 | 0.12 | 1 |
| Naphthalene | ND | | ug/kg | 4.3 | 0.69 | 1 |
| Acrylonitrile | ND | | ug/kg | 4.3 | 1.2 | 1 |

**Project Name:** NORTH MAIN STREET SITE **Lab Number:** L2304628

**Project Number:** 12814 PHASE 2 **Report Date:** 02/13/23

## SAMPLE RESULTS

Lab ID: L2304628-03 Date Collected: 01/26/23 10:00

Client ID: SB-206 (5.5-6) Date Received: 01/26/23

Sample Location: 128-158 NORTH MAIN ST. PORT CHESTER NY Field Prep: Not Specified

Sample Depth:

| Parameter | Result | Qualifier | Units | RL | MDL | Dilution Factor |
|---|---|---|---|---|---|---|
| **Volatile Organics by EPA 5035 Low - Westborough Lab** | | | | | | |
| n-Propylbenzene | ND | | ug/kg | 1.1 | 0.18 | 1 |
| 1,2,3-Trichlorobenzene | ND | | ug/kg | 2.1 | 0.34 | 1 |
| 1,2,4-Trichlorobenzene | ND | | ug/kg | 2.1 | 0.29 | 1 |
| 1,3,5-Trimethylbenzene | ND | | ug/kg | 2.1 | 0.21 | 1 |
| 1,2,4-Trimethylbenzene | ND | | ug/kg | 2.1 | 0.36 | 1 |
| 1,4-Dioxane | ND | | ug/kg | 85 | 37. | 1 |
| p-Diethylbenzene | ND | | ug/kg | 2.1 | 0.19 | 1 |
| p-Ethyltoluene | ND | | ug/kg | 2.1 | 0.41 | 1 |
| 1,2,4,5-Tetramethylbenzene | ND | | ug/kg | 2.1 | 0.20 | 1 |
| Ethyl ether | ND | | ug/kg | 2.1 | 0.36 | 1 |
| trans-1,4-Dichloro-2-butene | ND | | ug/kg | 5.3 | 1.5 | 1 |

Tentatively Identified Compounds

| | | | | |
|---|---|---|---|---|
| Total TIC Compounds | 2.79 | J | ug/kg | 1 |
| Unknown | 2.79 | J | ug/kg | 1 |

| Surrogate | % Recovery | Qualifier | Acceptance Criteria |
|---|---|---|---|
| 1,2-Dichloroethane-d4 | 113 | | 70-130 |
| Toluene-d8 | 101 | | 70-130 |
| 4-Bromofluorobenzene | 103 | | 70-130 |
| Dibromofluoromethane | 96 | | 70-130 |

**Project Name:** NORTH MAIN STREET SITE **Lab Number:** L2304628

**Project Number:** 12814 PHASE 2 **Report Date:** 02/13/23

# Method Blank Analysis
## Batch Quality Control

Analytical Method: 1,8260D
Analytical Date: 01/31/23 09:32
Analyst: NLK

| Parameter | Result | Qualifier | Units | RL | MDL |
|---|---|---|---|---|---|
| Volatile Organics by EPA 5035 Low - Westborough Lab for sample(s): 03 Batch: WG1739343-5 | | | | | |
| Methylene chloride | ND | | ug/kg | 5.0 | 2.3 |
| 1,1-Dichloroethane | ND | | ug/kg | 1.0 | 0.14 |
| Chloroform | ND | | ug/kg | 1.5 | 0.14 |
| Carbon tetrachloride | ND | | ug/kg | 1.0 | 0.23 |
| 1,2-Dichloropropane | ND | | ug/kg | 1.0 | 0.12 |
| Dibromochloromethane | ND | | ug/kg | 1.0 | 0.14 |
| 1,1,2-Trichloroethane | ND | | ug/kg | 1.0 | 0.27 |
| Tetrachloroethene | ND | | ug/kg | 0.50 | 0.20 |
| Chlorobenzene | ND | | ug/kg | 0.50 | 0.13 |
| Trichlorofluoromethane | ND | | ug/kg | 4.0 | 0.70 |
| 1,2-Dichloroethane | ND | | ug/kg | 1.0 | 0.26 |
| 1,1,1-Trichloroethane | ND | | ug/kg | 0.50 | 0.17 |
| Bromodichloromethane | ND | | ug/kg | 0.50 | 0.11 |
| trans-1,3-Dichloropropene | ND | | ug/kg | 1.0 | 0.27 |
| cis-1,3-Dichloropropene | ND | | ug/kg | 0.50 | 0.16 |
| 1,3-Dichloropropene, Total | ND | | ug/kg | 0.50 | 0.16 |
| 1,1-Dichloropropene | ND | | ug/kg | 0.50 | 0.16 |
| Bromoform | ND | | ug/kg | 4.0 | 0.25 |
| 1,1,2,2-Tetrachloroethane | ND | | ug/kg | 0.50 | 0.17 |
| Benzene | ND | | ug/kg | 0.50 | 0.17 |
| Toluene | ND | | ug/kg | 1.0 | 0.54 |
| Ethylbenzene | ND | | ug/kg | 1.0 | 0.14 |
| Chloromethane | ND | | ug/kg | 4.0 | 0.93 |
| Bromomethane | ND | | ug/kg | 2.0 | 0.58 |
| Vinyl chloride | ND | | ug/kg | 1.0 | 0.34 |
| Chloroethane | ND | | ug/kg | 2.0 | 0.45 |
| 1,1-Dichloroethene | ND | | ug/kg | 1.0 | 0.24 |
| trans-1,2-Dichloroethene | ND | | ug/kg | 1.5 | 0.14 |
| Trichloroethene | ND | | ug/kg | 0.50 | 0.14 |

**Project Name:** NORTH MAIN STREET SITE **Lab Number:** L2304628

**Project Number:** 12814 PHASE 2 **Report Date:** 02/13/23

# Method Blank Analysis
## Batch Quality Control

Analytical Method: 1,8260D
Analytical Date: 01/31/23 09:32
Analyst: NLK

| Parameter | Result | Qualifier | Units | RL | MDL |
|---|---|---|---|---|---|
| Volatile Organics by EPA 5035 Low - Westborough Lab for sample(s): 03 Batch: WG1739343-5 | | | | | |
| 1,2-Dichlorobenzene | ND | | ug/kg | 2.0 | 0.14 |
| 1,3-Dichlorobenzene | ND | | ug/kg | 2.0 | 0.15 |
| 1,4-Dichlorobenzene | ND | | ug/kg | 2.0 | 0.17 |
| Methyl tert butyl ether | ND | | ug/kg | 2.0 | 0.20 |
| p/m-Xylene | ND | | ug/kg | 2.0 | 0.56 |
| o-Xylene | ND | | ug/kg | 1.0 | 0.29 |
| Xylenes, Total | ND | | ug/kg | 1.0 | 0.29 |
| cis-1,2-Dichloroethene | ND | | ug/kg | 1.0 | 0.18 |
| 1,2-Dichloroethene, Total | ND | | ug/kg | 1.0 | 0.14 |
| Dibromomethane | ND | | ug/kg | 2.0 | 0.24 |
| Styrene | ND | | ug/kg | 1.0 | 0.20 |
| Dichlorodifluoromethane | ND | | ug/kg | 10 | 0.92 |
| Acetone | ND | | ug/kg | 10 | 4.8 |
| Carbon disulfide | ND | | ug/kg | 10 | 4.6 |
| 2-Butanone | ND | | ug/kg | 10 | 2.2 |
| Vinyl acetate | ND | | ug/kg | 10 | 2.2 |
| 4-Methyl-2-pentanone | ND | | ug/kg | 10 | 1.3 |
| 1,2,3-Trichloropropane | ND | | ug/kg | 2.0 | 0.13 |
| 2-Hexanone | ND | | ug/kg | 10 | 1.2 |
| Bromochloromethane | ND | | ug/kg | 2.0 | 0.20 |
| 2,2-Dichloropropane | ND | | ug/kg | 2.0 | 0.20 |
| 1,2-Dibromoethane | ND | | ug/kg | 1.0 | 0.28 |
| 1,3-Dichloropropane | ND | | ug/kg | 2.0 | 0.17 |
| 1,1,1,2-Tetrachloroethane | ND | | ug/kg | 0.50 | 0.13 |
| Bromobenzene | ND | | ug/kg | 2.0 | 0.14 |
| n-Butylbenzene | ND | | ug/kg | 1.0 | 0.17 |
| sec-Butylbenzene | ND | | ug/kg | 1.0 | 0.15 |
| tert-Butylbenzene | ND | | ug/kg | 2.0 | 0.12 |
| o-Chlorotoluene | ND | | ug/kg | 2.0 | 0.19 |

**Project Name:** NORTH MAIN STREET SITE **Lab Number:** L2304628

**Project Number:** 12814 PHASE 2 **Report Date:** 02/13/23

# Method Blank Analysis
## Batch Quality Control

Analytical Method: 1,8260D
Analytical Date: 01/31/23 09:32
Analyst: NLK

| Parameter | Result | Qualifier | Units | RL | MDL |
|---|---|---|---|---|---|
| Volatile Organics by EPA 5035 Low - Westborough Lab for sample(s): 03 Batch: WG1739343-5 | | | | | |
| p-Chlorotoluene | ND | | ug/kg | 2.0 | 0.11 |
| 1,2-Dibromo-3-chloropropane | ND | | ug/kg | 3.0 | 1.0 |
| Hexachlorobutadiene | ND | | ug/kg | 4.0 | 0.17 |
| Isopropylbenzene | ND | | ug/kg | 1.0 | 0.11 |
| p-Isopropyltoluene | ND | | ug/kg | 1.0 | 0.11 |
| Naphthalene | ND | | ug/kg | 4.0 | 0.65 |
| Acrylonitrile | ND | | ug/kg | 4.0 | 1.2 |
| n-Propylbenzene | ND | | ug/kg | 1.0 | 0.17 |
| 1,2,3-Trichlorobenzene | ND | | ug/kg | 2.0 | 0.32 |
| 1,2,4-Trichlorobenzene | ND | | ug/kg | 2.0 | 0.27 |
| 1,3,5-Trimethylbenzene | ND | | ug/kg | 2.0 | 0.19 |
| 1,2,4-Trimethylbenzene | ND | | ug/kg | 2.0 | 0.33 |
| 1,4-Dioxane | ND | | ug/kg | 80 | 35. |
| p-Diethylbenzene | ND | | ug/kg | 2.0 | 0.18 |
| p-Ethyltoluene | ND | | ug/kg | 2.0 | 0.38 |
| 1,2,4,5-Tetramethylbenzene | ND | | ug/kg | 2.0 | 0.19 |
| Ethyl ether | ND | | ug/kg | 2.0 | 0.34 |
| trans-1,4-Dichloro-2-butene | ND | | ug/kg | 5.0 | 1.4 |

Tentatively Identified Compounds

| | | | |
|---|---|---|---|
| Total TIC Compounds | 7.03 | J | ug/kg |
| Unknown | 4.47 | J | ug/kg |
| Norflurane | 2.56 | NJ | ug/kg |

**Project Name:** NORTH MAIN STREET SITE **Lab Number:** L2304628

**Project Number:** 12814 PHASE 2 **Report Date:** 02/13/23

# Method Blank Analysis
## Batch Quality Control

Analytical Method: 1,8260D
Analytical Date: 01/31/23 09:32
Analyst: NLK

| Parameter | Result | Qualifier | Units | RL | MDL |
|---|---|---|---|---|---|
| Volatile Organics by EPA 5035 Low - Westborough Lab for sample(s): 03 Batch: WG1739343-5 | | | | | |

| Surrogate | %Recovery | Qualifier | Acceptance Criteria |
|---|---|---|---|
| 1,2-Dichloroethane-d4 | 108 | | 70-130 |
| Toluene-d8 | 102 | | 70-130 |
| 4-Bromofluorobenzene | 103 | | 70-130 |
| Dibromofluoromethane | 97 | | 70-130 |

**Project Name:** NORTH MAIN STREET SITE **Lab Number:** L2304628

**Project Number:** 12814 PHASE 2 **Report Date:** 02/13/23

# Method Blank Analysis
## Batch Quality Control

Analytical Method: 1,8260D
Analytical Date: 02/01/23 10:59
Analyst: NLK

| Parameter | Result | Qualifier | Units | RL | MDL |
|---|---|---|---|---|---|
| Volatile Organics by EPA 5035 Low - Westborough Lab for sample(s): 01-02 Batch: WG1739845-5 | | | | | |
| Methylene chloride | ND | | ug/kg | 5.0 | 2.3 |
| 1,1-Dichloroethane | ND | | ug/kg | 1.0 | 0.14 |
| Chloroform | ND | | ug/kg | 1.5 | 0.14 |
| Carbon tetrachloride | ND | | ug/kg | 1.0 | 0.23 |
| 1,2-Dichloropropane | ND | | ug/kg | 1.0 | 0.12 |
| Dibromochloromethane | ND | | ug/kg | 1.0 | 0.14 |
| 1,1,2-Trichloroethane | ND | | ug/kg | 1.0 | 0.27 |
| Tetrachloroethene | ND | | ug/kg | 0.50 | 0.20 |
| Chlorobenzene | ND | | ug/kg | 0.50 | 0.13 |
| Trichlorofluoromethane | ND | | ug/kg | 4.0 | 0.70 |
| 1,2-Dichloroethane | ND | | ug/kg | 1.0 | 0.26 |
| 1,1,1-Trichloroethane | ND | | ug/kg | 0.50 | 0.17 |
| Bromodichloromethane | ND | | ug/kg | 0.50 | 0.11 |
| trans-1,3-Dichloropropene | ND | | ug/kg | 1.0 | 0.27 |
| cis-1,3-Dichloropropene | ND | | ug/kg | 0.50 | 0.16 |
| 1,3-Dichloropropene, Total | ND | | ug/kg | 0.50 | 0.16 |
| 1,1-Dichloropropene | ND | | ug/kg | 0.50 | 0.16 |
| Bromoform | ND | | ug/kg | 4.0 | 0.25 |
| 1,1,2,2-Tetrachloroethane | ND | | ug/kg | 0.50 | 0.17 |
| Benzene | ND | | ug/kg | 0.50 | 0.17 |
| Toluene | ND | | ug/kg | 1.0 | 0.54 |
| Ethylbenzene | ND | | ug/kg | 1.0 | 0.14 |
| Chloromethane | ND | | ug/kg | 4.0 | 0.93 |
| Bromomethane | ND | | ug/kg | 2.0 | 0.58 |
| Vinyl chloride | ND | | ug/kg | 1.0 | 0.34 |
| Chloroethane | ND | | ug/kg | 2.0 | 0.45 |
| 1,1-Dichloroethene | ND | | ug/kg | 1.0 | 0.24 |
| trans-1,2-Dichloroethene | ND | | ug/kg | 1.5 | 0.14 |
| Trichloroethene | ND | | ug/kg | 0.50 | 0.14 |

**Project Name:** NORTH MAIN STREET SITE **Lab Number:** L2304628

**Project Number:** 12814 PHASE 2 **Report Date:** 02/13/23

# Method Blank Analysis
## Batch Quality Control

Analytical Method: 1,8260D
Analytical Date: 02/01/23 10:59
Analyst: NLK

| Parameter | Result | Qualifier | Units | RL | MDL |
|---|---|---|---|---|---|
| Volatile Organics by EPA 5035 Low - Westborough Lab for sample(s): 01-02 Batch: WG1739845-5 | | | | | |
| 1,2-Dichlorobenzene | ND | | ug/kg | 2.0 | 0.14 |
| 1,3-Dichlorobenzene | ND | | ug/kg | 2.0 | 0.15 |
| 1,4-Dichlorobenzene | ND | | ug/kg | 2.0 | 0.17 |
| Methyl tert butyl ether | ND | | ug/kg | 2.0 | 0.20 |
| p/m-Xylene | ND | | ug/kg | 2.0 | 0.56 |
| o-Xylene | ND | | ug/kg | 1.0 | 0.29 |
| Xylenes, Total | ND | | ug/kg | 1.0 | 0.29 |
| cis-1,2-Dichloroethene | ND | | ug/kg | 1.0 | 0.18 |
| 1,2-Dichloroethene, Total | ND | | ug/kg | 1.0 | 0.14 |
| Dibromomethane | ND | | ug/kg | 2.0 | 0.24 |
| Styrene | ND | | ug/kg | 1.0 | 0.20 |
| Dichlorodifluoromethane | ND | | ug/kg | 10 | 0.92 |
| Acetone | ND | | ug/kg | 10 | 4.8 |
| Carbon disulfide | ND | | ug/kg | 10 | 4.6 |
| 2-Butanone | ND | | ug/kg | 10 | 2.2 |
| Vinyl acetate | ND | | ug/kg | 10 | 2.2 |
| 4-Methyl-2-pentanone | ND | | ug/kg | 10 | 1.3 |
| 1,2,3-Trichloropropane | ND | | ug/kg | 2.0 | 0.13 |
| 2-Hexanone | ND | | ug/kg | 10 | 1.2 |
| Bromochloromethane | ND | | ug/kg | 2.0 | 0.20 |
| 2,2-Dichloropropane | ND | | ug/kg | 2.0 | 0.20 |
| 1,2-Dibromoethane | ND | | ug/kg | 1.0 | 0.28 |
| 1,3-Dichloropropane | ND | | ug/kg | 2.0 | 0.17 |
| 1,1,1,2-Tetrachloroethane | ND | | ug/kg | 0.50 | 0.13 |
| Bromobenzene | ND | | ug/kg | 2.0 | 0.14 |
| n-Butylbenzene | ND | | ug/kg | 1.0 | 0.17 |
| sec-Butylbenzene | ND | | ug/kg | 1.0 | 0.15 |
| tert-Butylbenzene | ND | | ug/kg | 2.0 | 0.12 |
| o-Chlorotoluene | ND | | ug/kg | 2.0 | 0.19 |

**Project Name:** NORTH MAIN STREET SITE **Lab Number:** L2304628

**Project Number:** 12814 PHASE 2 **Report Date:** 02/13/23

# Method Blank Analysis
## Batch Quality Control

Analytical Method: 1,8260D
Analytical Date: 02/01/23 10:59
Analyst: NLK

| Parameter | Result | Qualifier | Units | RL | MDL |
|---|---|---|---|---|---|
| Volatile Organics by EPA 5035 Low - Westborough Lab for sample(s): 01-02 Batch: WG1739845-5 | | | | | |
| p-Chlorotoluene | ND | | ug/kg | 2.0 | 0.11 |
| 1,2-Dibromo-3-chloropropane | ND | | ug/kg | 3.0 | 1.0 |
| Hexachlorobutadiene | ND | | ug/kg | 4.0 | 0.17 |
| Isopropylbenzene | ND | | ug/kg | 1.0 | 0.11 |
| p-Isopropyltoluene | ND | | ug/kg | 1.0 | 0.11 |
| Naphthalene | ND | | ug/kg | 4.0 | 0.65 |
| Acrylonitrile | ND | | ug/kg | 4.0 | 1.2 |
| n-Propylbenzene | ND | | ug/kg | 1.0 | 0.17 |
| 1,2,3-Trichlorobenzene | ND | | ug/kg | 2.0 | 0.32 |
| 1,2,4-Trichlorobenzene | ND | | ug/kg | 2.0 | 0.27 |
| 1,3,5-Trimethylbenzene | ND | | ug/kg | 2.0 | 0.19 |
| 1,2,4-Trimethylbenzene | ND | | ug/kg | 2.0 | 0.33 |
| 1,4-Dioxane | ND | | ug/kg | 80 | 35. |
| p-Diethylbenzene | ND | | ug/kg | 2.0 | 0.18 |
| p-Ethyltoluene | ND | | ug/kg | 2.0 | 0.38 |
| 1,2,4,5-Tetramethylbenzene | ND | | ug/kg | 2.0 | 0.19 |
| Ethyl ether | ND | | ug/kg | 2.0 | 0.34 |
| trans-1,4-Dichloro-2-butene | ND | | ug/kg | 5.0 | 1.4 |

Tentatively Identified Compounds

| | | |
|---|---|---|
| No Tentatively Identified Compounds | ND | ug/kg |

**Project Name:** NORTH MAIN STREET SITE **Lab Number:** L2304628

**Project Number:** 12814 PHASE 2 **Report Date:** 02/13/23

# Method Blank Analysis
## Batch Quality Control

Analytical Method: 1,8260D
Analytical Date: 02/01/23 10:59
Analyst: NLK

| Parameter | Result | Qualifier | Units | RL | MDL |
|---|---|---|---|---|---|
| Volatile Organics by EPA 5035 Low - Westborough Lab for sample(s): 01-02 Batch: WG1739845-5 | | | | | |

| Surrogate | %Recovery | Qualifier | Acceptance Criteria |
|---|---|---|---|
| 1,2-Dichloroethane-d4 | 109 | | 70-130 |
| Toluene-d8 | 106 | | 70-130 |
| 4-Bromofluorobenzene | 107 | | 70-130 |
| Dibromofluoromethane | 94 | | 70-130 |

# Lab Control Sample Analysis
## Batch Quality Control

**Project Name:** NORTH MAIN STREET SITE
**Project Number:** 12814 PHASE 2

**Lab Number:** L2304628
**Report Date:** 02/13/23

| Parameter | LCS %Recovery | Qual | LCSD %Recovery | Qual | %Recovery Limits | RPD | Qual | RPD Limits |
|---|---|---|---|---|---|---|---|---|
| Volatile Organics by EPA 5035 Low - Westborough Lab Associated sample(s): 03 Batch: WG1739343-3 WG1739343-4 | | | | | | | | |
| Methylene chloride | 98 | | 97 | | 70-130 | 1 | | 30 |
| 1,1-Dichloroethane | 106 | | 106 | | 70-130 | 0 | | 30 |
| Chloroform | 102 | | 98 | | 70-130 | 4 | | 30 |
| Carbon tetrachloride | 99 | | 98 | | 70-130 | 1 | | 30 |
| 1,2-Dichloropropane | 105 | | 104 | | 70-130 | 1 | | 30 |
| Dibromochloromethane | 95 | | 97 | | 70-130 | 2 | | 30 |
| 1,1,2-Trichloroethane | 105 | | 108 | | 70-130 | 3 | | 30 |
| Tetrachloroethene | 98 | | 97 | | 70-130 | 1 | | 30 |
| Chlorobenzene | 103 | | 104 | | 70-130 | 1 | | 30 |
| Trichlorofluoromethane | 117 | | 113 | | 70-139 | 3 | | 30 |
| 1,2-Dichloroethane | 107 | | 106 | | 70-130 | 1 | | 30 |
| 1,1,1-Trichloroethane | 102 | | 101 | | 70-130 | 1 | | 30 |
| Bromodichloromethane | 101 | | 100 | | 70-130 | 1 | | 30 |
| trans-1,3-Dichloropropene | 102 | | 103 | | 70-130 | 1 | | 30 |
| cis-1,3-Dichloropropene | 100 | | 100 | | 70-130 | 0 | | 30 |
| 1,1-Dichloropropene | 107 | | 105 | | 70-130 | 2 | | 30 |
| Bromoform | 88 | | 90 | | 70-130 | 2 | | 30 |
| 1,1,2,2-Tetrachloroethane | 108 | | 110 | | 70-130 | 2 | | 30 |
| Benzene | 105 | | 104 | | 70-130 | 1 | | 30 |
| Toluene | 103 | | 104 | | 70-130 | 1 | | 30 |
| Ethylbenzene | 106 | | 107 | | 70-130 | 1 | | 30 |
| Chloromethane | 126 | | 125 | | 52-130 | 1 | | 30 |
| Bromomethane | 105 | | 102 | | 57-147 | 3 | | 30 |

# Lab Control Sample Analysis
## Batch Quality Control

**Project Name:** NORTH MAIN STREET SITE
**Project Number:** 12814 PHASE 2

**Lab Number:** L2304628
**Report Date:** 02/13/23

| Parameter | LCS %Recovery | Qual | LCSD %Recovery | Qual | %Recovery Limits | RPD | Qual | RPD Limits |
|---|---|---|---|---|---|---|---|---|
| Volatile Organics by EPA 5035 Low - Westborough Lab Associated sample(s): 03 Batch: WG1739343-3 WG1739343-4 | | | | | | | | |
| Vinyl chloride | 110 | | 109 | | 67-130 | 1 | | 30 |
| Chloroethane | 115 | | 112 | | 50-151 | 3 | | 30 |
| 1,1-Dichloroethene | 110 | | 110 | | 65-135 | 0 | | 30 |
| trans-1,2-Dichloroethene | 98 | | 98 | | 70-130 | 0 | | 30 |
| Trichloroethene | 102 | | 102 | | 70-130 | 0 | | 30 |
| 1,2-Dichlorobenzene | 104 | | 102 | | 70-130 | 2 | | 30 |
| 1,3-Dichlorobenzene | 106 | | 104 | | 70-130 | 2 | | 30 |
| 1,4-Dichlorobenzene | 103 | | 103 | | 70-130 | 0 | | 30 |
| Methyl tert butyl ether | 107 | | 106 | | 66-130 | 1 | | 30 |
| p/m-Xylene | 104 | | 105 | | 70-130 | 1 | | 30 |
| o-Xylene | 108 | | 108 | | 70-130 | 0 | | 30 |
| cis-1,2-Dichloroethene | 98 | | 96 | | 70-130 | 2 | | 30 |
| Dibromomethane | 101 | | 101 | | 70-130 | 0 | | 30 |
| Styrene | 110 | | 110 | | 70-130 | 0 | | 30 |
| Dichlorodifluoromethane | 132 | | 129 | | 30-146 | 2 | | 30 |
| Acetone | 139 | | 136 | | 54-140 | 2 | | 30 |
| Carbon disulfide | **183** | Q | **182** | Q | 59-130 | 1 | | 30 |
| 2-Butanone | 119 | | 111 | | 70-130 | 7 | | 30 |
| Vinyl acetate | 119 | | 118 | | 70-130 | 1 | | 30 |
| 4-Methyl-2-pentanone | 102 | | 100 | | 70-130 | 2 | | 30 |
| 1,2,3-Trichloropropane | 110 | | 110 | | 68-130 | 0 | | 30 |
| 2-Hexanone | 113 | | 109 | | 70-130 | 4 | | 30 |
| Bromochloromethane | 97 | | 96 | | 70-130 | 1 | | 30 |

# Lab Control Sample Analysis
## Batch Quality Control

**Project Name:** NORTH MAIN STREET SITE
**Project Number:** 12814 PHASE 2

**Lab Number:** L2304628
**Report Date:** 02/13/23

| Parameter | LCS %Recovery | Qual | LCSD %Recovery | Qual | %Recovery Limits | RPD | Qual | RPD Limits |
|---|---|---|---|---|---|---|---|---|
| Volatile Organics by EPA 5035 Low - Westborough Lab Associated sample(s): 03 Batch: WG1739343-3 WG1739343-4 | | | | | | | | |
| 2,2-Dichloropropane | 106 | | 101 | | 70-130 | 5 | | 30 |
| 1,2-Dibromoethane | 102 | | 102 | | 70-130 | 0 | | 30 |
| 1,3-Dichloropropane | 107 | | 107 | | 69-130 | 0 | | 30 |
| 1,1,1,2-Tetrachloroethane | 101 | | 101 | | 70-130 | 0 | | 30 |
| Bromobenzene | 99 | | 96 | | 70-130 | 3 | | 30 |
| n-Butylbenzene | 116 | | 114 | | 70-130 | 2 | | 30 |
| sec-Butylbenzene | 110 | | 109 | | 70-130 | 1 | | 30 |
| tert-Butylbenzene | 106 | | 104 | | 70-130 | 2 | | 30 |
| o-Chlorotoluene | 110 | | 110 | | 70-130 | 0 | | 30 |
| p-Chlorotoluene | 110 | | 108 | | 70-130 | 2 | | 30 |
| 1,2-Dibromo-3-chloropropane | 88 | | 87 | | 68-130 | 1 | | 30 |
| Hexachlorobutadiene | 88 | | 87 | | 67-130 | 1 | | 30 |
| Isopropylbenzene | 109 | | 109 | | 70-130 | 0 | | 30 |
| p-Isopropyltoluene | 109 | | 107 | | 70-130 | 2 | | 30 |
| Naphthalene | 100 | | 99 | | 70-130 | 1 | | 30 |
| Acrylonitrile | 108 | | 104 | | 70-130 | 4 | | 30 |
| n-Propylbenzene | 110 | | 110 | | 70-130 | 0 | | 30 |
| 1,2,3-Trichlorobenzene | 97 | | 94 | | 70-130 | 3 | | 30 |
| 1,2,4-Trichlorobenzene | 98 | | 96 | | 70-130 | 2 | | 30 |
| 1,3,5-Trimethylbenzene | 109 | | 108 | | 70-130 | 1 | | 30 |
| 1,2,4-Trimethylbenzene | 108 | | 108 | | 70-130 | 0 | | 30 |
| 1,4-Dioxane | 93 | | 94 | | 65-136 | 1 | | 30 |
| p-Diethylbenzene | 108 | | 108 | | 70-130 | 0 | | 30 |

# Lab Control Sample Analysis
## Batch Quality Control

**Project Name:** NORTH MAIN STREET SITE
**Project Number:** 12814 PHASE 2
**Lab Number:** L2304628
**Report Date:** 02/13/23

| Parameter | LCS %Recovery | Qual | LCSD %Recovery | Qual | %Recovery Limits | RPD | Qual | RPD Limits |
|---|---|---|---|---|---|---|---|---|
| Volatile Organics by EPA 5035 Low - Westborough Lab Associated sample(s): 03 Batch: WG1739343-3 WG1739343-4 | | | | | | | | |
| p-Ethyltoluene | 112 | | 111 | | 70-130 | 1 | | 30 |
| 1,2,4,5-Tetramethylbenzene | 107 | | 107 | | 70-130 | 0 | | 30 |
| Ethyl ether | 109 | | 111 | | 67-130 | 2 | | 30 |
| trans-1,4-Dichloro-2-butene | 114 | | 110 | | 70-130 | 4 | | 30 |

| Surrogate | LCS %Recovery | Qual | LCSD %Recovery | Qual | Acceptance Criteria |
|---|---|---|---|---|---|
| 1,2-Dichloroethane-d4 | 105 | | 106 | | 70-130 |
| Toluene-d8 | 102 | | 101 | | 70-130 |
| 4-Bromofluorobenzene | 101 | | 100 | | 70-130 |
| Dibromofluoromethane | 99 | | 97 | | 70-130 |

# Lab Control Sample Analysis
## Batch Quality Control

**Project Name:** NORTH MAIN STREET SITE
**Project Number:** 12814 PHASE 2

**Lab Number:** L2304628
**Report Date:** 02/13/23

| Parameter | LCS %Recovery | Qual | LCSD %Recovery | Qual | %Recovery Limits | RPD | Qual | RPD Limits |
|---|---|---|---|---|---|---|---|---|
| Volatile Organics by EPA 5035 Low - Westborough Lab Associated sample(s): 01-02 Batch: WG1739845-3 WG1739845-4 | | | | | | | | |
| Methylene chloride | 85 | | 82 | | 70-130 | 4 | | 30 |
| 1,1-Dichloroethane | 102 | | 101 | | 70-130 | 1 | | 30 |
| Chloroform | 90 | | 87 | | 70-130 | 3 | | 30 |
| Carbon tetrachloride | 88 | | 86 | | 70-130 | 2 | | 30 |
| 1,2-Dichloropropane | 102 | | 98 | | 70-130 | 4 | | 30 |
| Dibromochloromethane | 83 | | 85 | | 70-130 | 2 | | 30 |
| 1,1,2-Trichloroethane | 100 | | 104 | | 70-130 | 4 | | 30 |
| Tetrachloroethene | 90 | | 95 | | 70-130 | 5 | | 30 |
| Chlorobenzene | 92 | | 90 | | 70-130 | 2 | | 30 |
| Trichlorofluoromethane | 93 | | 90 | | 70-139 | 3 | | 30 |
| 1,2-Dichloroethane | 90 | | 87 | | 70-130 | 3 | | 30 |
| 1,1,1-Trichloroethane | 93 | | 91 | | 70-130 | 2 | | 30 |
| Bromodichloromethane | 87 | | 84 | | 70-130 | 4 | | 30 |
| trans-1,3-Dichloropropene | 101 | | 106 | | 70-130 | 5 | | 30 |
| cis-1,3-Dichloropropene | 95 | | 92 | | 70-130 | 3 | | 30 |
| 1,1-Dichloropropene | 107 | | 104 | | 70-130 | 3 | | 30 |
| Bromoform | 87 | | 78 | | 70-130 | 11 | | 30 |
| 1,1,2,2-Tetrachloroethane | 113 | | 108 | | 70-130 | 5 | | 30 |
| Benzene | 97 | | 95 | | 70-130 | 2 | | 30 |
| Toluene | 97 | | 103 | | 70-130 | 6 | | 30 |
| Ethylbenzene | 100 | | 99 | | 70-130 | 1 | | 30 |
| Chloromethane | **131** | Q | 128 | | 52-130 | 2 | | 30 |
| Bromomethane | 111 | | 108 | | 57-147 | 3 | | 30 |

# Lab Control Sample Analysis
## Batch Quality Control

**Project Name:** NORTH MAIN STREET SITE
**Project Number:** 12814 PHASE 2

**Lab Number:** L2304628
**Report Date:** 02/13/23

| Parameter | LCS %Recovery | Qual | LCSD %Recovery | Qual | %Recovery Limits | RPD | Qual | RPD Limits |
|---|---|---|---|---|---|---|---|---|
| Volatile Organics by EPA 5035 Low - Westborough Lab Associated sample(s): 01-02 Batch: WG1739845-3 WG1739845-4 | | | | | | | | |
| Vinyl chloride | 111 | | 109 | | 67-130 | 2 | | 30 |
| Chloroethane | 109 | | 106 | | 50-151 | 3 | | 30 |
| 1,1-Dichloroethene | 100 | | 98 | | 65-135 | 2 | | 30 |
| trans-1,2-Dichloroethene | 94 | | 91 | | 70-130 | 3 | | 30 |
| Trichloroethene | 93 | | 91 | | 70-130 | 2 | | 30 |
| 1,2-Dichlorobenzene | 91 | | 86 | | 70-130 | 6 | | 30 |
| 1,3-Dichlorobenzene | 96 | | 90 | | 70-130 | 6 | | 30 |
| 1,4-Dichlorobenzene | 92 | | 88 | | 70-130 | 4 | | 30 |
| Methyl tert butyl ether | 96 | | 92 | | 66-130 | 4 | | 30 |
| p/m-Xylene | 98 | | 96 | | 70-130 | 2 | | 30 |
| o-Xylene | 99 | | 97 | | 70-130 | 2 | | 30 |
| cis-1,2-Dichloroethene | 88 | | 87 | | 70-130 | 1 | | 30 |
| Dibromomethane | 84 | | 81 | | 70-130 | 4 | | 30 |
| Styrene | 99 | | 96 | | 70-130 | 3 | | 30 |
| Dichlorodifluoromethane | 122 | | 120 | | 30-146 | 2 | | 30 |
| Acetone | 102 | | 93 | | 54-140 | 9 | | 30 |
| Carbon disulfide | **161** | Q | **159** | Q | 59-130 | 1 | | 30 |
| 2-Butanone | 100 | | 90 | | 70-130 | 11 | | 30 |
| Vinyl acetate | 117 | | 111 | | 70-130 | 5 | | 30 |
| 4-Methyl-2-pentanone | 102 | | 103 | | 70-130 | 1 | | 30 |
| 1,2,3-Trichloropropane | 114 | | 107 | | 68-130 | 6 | | 30 |
| 2-Hexanone | 108 | | 106 | | 70-130 | 2 | | 30 |
| Bromochloromethane | 77 | | 75 | | 70-130 | 3 | | 30 |

# Lab Control Sample Analysis
## Batch Quality Control

**Project Name:** NORTH MAIN STREET SITE
**Project Number:** 12814 PHASE 2
**Lab Number:** L2304628
**Report Date:** 02/13/23

| Parameter | LCS %Recovery | Qual | LCSD %Recovery | Qual | %Recovery Limits | RPD | Qual | RPD Limits |
|---|---|---|---|---|---|---|---|---|
| Volatile Organics by EPA 5035 Low - Westborough Lab Associated sample(s): 01-02 Batch: WG1739845-3 WG1739845-4 | | | | | | | | |
| 2,2-Dichloropropane | 97 | | 96 | | 70-130 | 1 | | 30 |
| 1,2-Dibromoethane | 91 | | 92 | | 70-130 | 1 | | 30 |
| 1,3-Dichloropropane | 101 | | 104 | | 69-130 | 3 | | 30 |
| 1,1,1,2-Tetrachloroethane | 85 | | 83 | | 70-130 | 2 | | 30 |
| Bromobenzene | 90 | | 84 | | 70-130 | 7 | | 30 |
| n-Butylbenzene | 121 | | 114 | | 70-130 | 6 | | 30 |
| sec-Butylbenzene | 115 | | 109 | | 70-130 | 5 | | 30 |
| tert-Butylbenzene | 106 | | 100 | | 70-130 | 6 | | 30 |
| o-Chlorotoluene | 113 | | 108 | | 70-130 | 5 | | 30 |
| p-Chlorotoluene | 111 | | 106 | | 70-130 | 5 | | 30 |
| 1,2-Dibromo-3-chloropropane | 80 | | 71 | | 68-130 | 12 | | 30 |
| Hexachlorobutadiene | 89 | | 76 | | 67-130 | 16 | | 30 |
| Isopropylbenzene | 115 | | 106 | | 70-130 | 8 | | 30 |
| p-Isopropyltoluene | 107 | | 101 | | 70-130 | 6 | | 30 |
| Naphthalene | 96 | | 85 | | 70-130 | 12 | | 30 |
| Acrylonitrile | 114 | | 107 | | 70-130 | 6 | | 30 |
| n-Propylbenzene | 121 | | 115 | | 70-130 | 5 | | 30 |
| 1,2,3-Trichlorobenzene | 90 | | 78 | | 70-130 | 14 | | 30 |
| 1,2,4-Trichlorobenzene | 93 | | 82 | | 70-130 | 13 | | 30 |
| 1,3,5-Trimethylbenzene | 108 | | 102 | | 70-130 | 6 | | 30 |
| 1,2,4-Trimethylbenzene | 103 | | 101 | | 70-130 | 2 | | 30 |
| 1,4-Dioxane | 82 | | 74 | | 65-136 | 10 | | 30 |
| p-Diethylbenzene | 110 | | 101 | | 70-130 | 9 | | 30 |

# Lab Control Sample Analysis
## Batch Quality Control

**Project Name:** NORTH MAIN STREET SITE
**Project Number:** 12814 PHASE 2
**Lab Number:** L2304628
**Report Date:** 02/13/23

| Parameter | LCS %Recovery | Qual | LCSD %Recovery | Qual | %Recovery Limits | RPD | Qual | RPD Limits |
|---|---|---|---|---|---|---|---|---|
| Volatile Organics by EPA 5035 Low - Westborough Lab Associated sample(s): 01-02 Batch: WG1739845-3 WG1739845-4 | | | | | | | | |
| p-Ethyltoluene | 112 | | 108 | | 70-130 | 4 | | 30 |
| 1,2,4,5-Tetramethylbenzene | 108 | | 96 | | 70-130 | 12 | | 30 |
| Ethyl ether | 104 | | 100 | | 67-130 | 4 | | 30 |
| trans-1,4-Dichloro-2-butene | 125 | | 120 | | 70-130 | 4 | | 30 |

| Surrogate | LCS %Recovery | Qual | LCSD %Recovery | Qual | Acceptance Criteria |
|---|---|---|---|---|---|
| 1,2-Dichloroethane-d4 | 103 | | 101 | | 70-130 |
| Toluene-d8 | 107 | | 117 | | 70-130 |
| 4-Bromofluorobenzene | 121 | | 114 | | 70-130 |
| Dibromofluoromethane | 89 | | 89 | | 70-130 |

# SEMIVOLATILES

**Project Name:** NORTH MAIN STREET SITE
**Project Number:** 12814 PHASE 2
**Lab Number:** L2304628
**Report Date:** 02/13/23

## SAMPLE RESULTS

Lab ID: L2304628-01
Client ID: SB-204 (7-7.5)
Sample Location: 128-158 NORTH MAIN ST. PORT CHESTER NY

Date Collected: 01/26/23 10:40
Date Received: 01/26/23
Field Prep: Not Specified

Sample Depth:
Matrix: Soil
Analytical Method: 1,8270E
Analytical Date: 01/31/23 11:11
Analyst: MG
Percent Solids: 86%

Extraction Method: EPA 3546
Extraction Date: 01/30/23 23:10

| Parameter | Result | Qualifier | Units | RL | MDL | Dilution Factor |
|---|---|---|---|---|---|---|
| **Semivolatile Organics by GC/MS - Westborough Lab** | | | | | | |
| Acenaphthene | ND | | ug/kg | 150 | 20. | 1 |
| 1,2,4-Trichlorobenzene | ND | | ug/kg | 190 | 22. | 1 |
| Hexachlorobenzene | ND | | ug/kg | 120 | 21. | 1 |
| Bis(2-chloroethyl)ether | ND | | ug/kg | 170 | 26. | 1 |
| 2-Chloronaphthalene | ND | | ug/kg | 190 | 19. | 1 |
| 1,2-Dichlorobenzene | ND | | ug/kg | 190 | 34. | 1 |
| 1,3-Dichlorobenzene | ND | | ug/kg | 190 | 33. | 1 |
| 1,4-Dichlorobenzene | ND | | ug/kg | 190 | 33. | 1 |
| 3,3'-Dichlorobenzidine | ND | | ug/kg | 190 | 51. | 1 |
| 2,4-Dinitrotoluene | ND | | ug/kg | 190 | 38. | 1 |
| 2,6-Dinitrotoluene | ND | | ug/kg | 190 | 33. | 1 |
| Fluoranthene | 24 | J | ug/kg | 120 | 22. | 1 |
| 4-Chlorophenyl phenyl ether | ND | | ug/kg | 190 | 20. | 1 |
| 4-Bromophenyl phenyl ether | ND | | ug/kg | 190 | 29. | 1 |
| Bis(2-chloroisopropyl)ether | ND | | ug/kg | 230 | 33. | 1 |
| Bis(2-chloroethoxy)methane | ND | | ug/kg | 210 | 19. | 1 |
| Hexachlorobutadiene | ND | | ug/kg | 190 | 28. | 1 |
| Hexachlorocyclopentadiene | ND | | ug/kg | 550 | 170 | 1 |
| Hexachloroethane | ND | | ug/kg | 150 | 31. | 1 |
| Isophorone | ND | | ug/kg | 170 | 25. | 1 |
| Naphthalene | ND | | ug/kg | 190 | 23. | 1 |
| Nitrobenzene | ND | | ug/kg | 170 | 28. | 1 |
| NDPA/DPA | ND | | ug/kg | 150 | 22. | 1 |
| n-Nitrosodi-n-propylamine | ND | | ug/kg | 190 | 30. | 1 |
| Bis(2-ethylhexyl)phthalate | ND | | ug/kg | 190 | 66. | 1 |
| Butyl benzyl phthalate | ND | | ug/kg | 190 | 48. | 1 |
| Di-n-butylphthalate | ND | | ug/kg | 190 | 36. | 1 |
| Di-n-octylphthalate | ND | | ug/kg | 190 | 65. | 1 |

**Project Name:** NORTH MAIN STREET SITE **Lab Number:** L2304628

**Project Number:** 12814 PHASE 2 **Report Date:** 02/13/23

**SAMPLE RESULTS**

Lab ID: L2304628-01 Date Collected: 01/26/23 10:40

Client ID: SB-204 (7-7.5) Date Received: 01/26/23

Sample Location: 128-158 NORTH MAIN ST. PORT CHESTER NY Field Prep: Not Specified

Sample Depth:

| Parameter | Result | Qualifier | Units | RL | MDL | Dilution Factor |
|---|---|---|---|---|---|---|
| Semivolatile Organics by GC/MS - Westborough Lab | | | | | | |
| Diethyl phthalate | ND | | ug/kg | 190 | 18. | 1 |
| Dimethyl phthalate | ND | | ug/kg | 190 | 40. | 1 |
| Benzo(a)anthracene | 26 | J | ug/kg | 120 | 22. | 1 |
| Benzo(a)pyrene | ND | | ug/kg | 150 | 47. | 1 |
| Benzo(b)fluoranthene | 43 | J | ug/kg | 120 | 32. | 1 |
| Benzo(k)fluoranthene | ND | | ug/kg | 120 | 31. | 1 |
| Chrysene | 28 | J | ug/kg | 120 | 20. | 1 |
| Acenaphthylene | ND | | ug/kg | 150 | 30. | 1 |
| Anthracene | ND | | ug/kg | 120 | 37. | 1 |
| Benzo(ghi)perylene | 27 | J | ug/kg | 150 | 22. | 1 |
| Fluorene | ND | | ug/kg | 190 | 19. | 1 |
| Phenanthrene | ND | | ug/kg | 120 | 23. | 1 |
| Dibenzo(a,h)anthracene | ND | | ug/kg | 120 | 22. | 1 |
| Indeno(1,2,3-cd)pyrene | 31 | J | ug/kg | 150 | 27. | 1 |
| Pyrene | 26 | J | ug/kg | 120 | 19. | 1 |
| Biphenyl | ND | | ug/kg | 440 | 25. | 1 |
| 4-Chloroaniline | ND | | ug/kg | 190 | 35. | 1 |
| 2-Nitroaniline | ND | | ug/kg | 190 | 37. | 1 |
| 3-Nitroaniline | ND | | ug/kg | 190 | 36. | 1 |
| 4-Nitroaniline | ND | | ug/kg | 190 | 79. | 1 |
| Dibenzofuran | ND | | ug/kg | 190 | 18. | 1 |
| 2-Methylnaphthalene | ND | | ug/kg | 230 | 23. | 1 |
| 1,2,4,5-Tetrachlorobenzene | ND | | ug/kg | 190 | 20. | 1 |
| Acetophenone | ND | | ug/kg | 190 | 24. | 1 |
| 2,4,6-Trichlorophenol | ND | | ug/kg | 120 | 36. | 1 |
| p-Chloro-m-cresol | ND | | ug/kg | 190 | 28. | 1 |
| 2-Chlorophenol | ND | | ug/kg | 190 | 23. | 1 |
| 2,4-Dichlorophenol | ND | | ug/kg | 170 | 31. | 1 |
| 2,4-Dimethylphenol | ND | | ug/kg | 190 | 63. | 1 |
| 2-Nitrophenol | ND | | ug/kg | 410 | 72. | 1 |
| 4-Nitrophenol | ND | | ug/kg | 270 | 78. | 1 |
| 2,4-Dinitrophenol | ND | | ug/kg | 920 | 89. | 1 |
| 4,6-Dinitro-o-cresol | ND | | ug/kg | 500 | 92. | 1 |
| Pentachlorophenol | ND | | ug/kg | 150 | 42. | 1 |
| Phenol | ND | | ug/kg | 190 | 29. | 1 |
| 2-Methylphenol | ND | | ug/kg | 190 | 30. | 1 |
| 3-Methylphenol/4-Methylphenol | ND | | ug/kg | 280 | 30. | 1 |

**Project Name:** NORTH MAIN STREET SITE **Lab Number:** L2304628

**Project Number:** 12814 PHASE 2 **Report Date:** 02/13/23

## SAMPLE RESULTS

| | | | |
|---|---|---|---|
| Lab ID: | L2304628-01 | Date Collected: | 01/26/23 10:40 |
| Client ID: | SB-204 (7-7.5) | Date Received: | 01/26/23 |
| Sample Location: | 128-158 NORTH MAIN ST. PORT CHESTER NY | Field Prep: | Not Specified |

Sample Depth:

| Parameter | Result | Qualifier | Units | RL | MDL | Dilution Factor |
|---|---|---|---|---|---|---|
| **Semivolatile Organics by GC/MS - Westborough Lab** | | | | | | |
| 2,4,5-Trichlorophenol | ND | | ug/kg | 190 | 37. | 1 |
| Benzoic Acid | ND | | ug/kg | 620 | 190 | 1 |
| Benzyl Alcohol | ND | | ug/kg | 190 | 59. | 1 |
| Carbazole | ND | | ug/kg | 190 | 19. | 1 |
| 1,4-Dioxane | ND | | ug/kg | 29 | 8.8 | 1 |

| Tentatively Identified Compounds | | | | | | |
|---|---|---|---|---|---|---|
| No Tentatively Identified Compounds | ND | | ug/kg | | | 1 |

| Surrogate | % Recovery | Qualifier | Acceptance Criteria |
|---|---|---|---|
| 2-Fluorophenol | 60 | | 25-120 |
| Phenol-d6 | 64 | | 10-120 |
| Nitrobenzene-d5 | 57 | | 23-120 |
| 2-Fluorobiphenyl | 58 | | 30-120 |
| 2,4,6-Tribromophenol | 52 | | 10-136 |
| 4-Terphenyl-d14 | 53 | | 18-120 |

**Project Name:** NORTH MAIN STREET SITE
**Project Number:** 12814 PHASE 2
**Lab Number:** L2304628
**Report Date:** 02/13/23

## SAMPLE RESULTS

Lab ID: L2304628-02
Client ID: SB-205 (2.5-3)
Sample Location: 128-158 NORTH MAIN ST. PORT CHESTER NY

Date Collected: 01/26/23 12:50
Date Received: 01/26/23
Field Prep: Not Specified

Sample Depth:
Matrix: Soil
Analytical Method: 1,8270E
Analytical Date: 01/31/23 11:34
Analyst: MG
Percent Solids: 85%

Extraction Method: EPA 3546
Extraction Date: 01/30/23 23:10

| Parameter | Result | Qualifier | Units | RL | MDL | Dilution Factor |
|---|---|---|---|---|---|---|
| **Semivolatile Organics by GC/MS - Westborough Lab** | | | | | | |
| Acenaphthene | ND | | ug/kg | 150 | 20. | 1 |
| 1,2,4-Trichlorobenzene | ND | | ug/kg | 190 | 22. | 1 |
| Hexachlorobenzene | ND | | ug/kg | 120 | 22. | 1 |
| Bis(2-chloroethyl)ether | ND | | ug/kg | 170 | 26. | 1 |
| 2-Chloronaphthalene | ND | | ug/kg | 190 | 19. | 1 |
| 1,2-Dichlorobenzene | ND | | ug/kg | 190 | 35. | 1 |
| 1,3-Dichlorobenzene | ND | | ug/kg | 190 | 33. | 1 |
| 1,4-Dichlorobenzene | ND | | ug/kg | 190 | 34. | 1 |
| 3,3'-Dichlorobenzidine | ND | | ug/kg | 190 | 51. | 1 |
| 2,4-Dinitrotoluene | ND | | ug/kg | 190 | 39. | 1 |
| 2,6-Dinitrotoluene | ND | | ug/kg | 190 | 33. | 1 |
| Fluoranthene | 37 | J | ug/kg | 120 | 22. | 1 |
| 4-Chlorophenyl phenyl ether | ND | | ug/kg | 190 | 21. | 1 |
| 4-Bromophenyl phenyl ether | ND | | ug/kg | 190 | 29. | 1 |
| Bis(2-chloroisopropyl)ether | ND | | ug/kg | 230 | 33. | 1 |
| Bis(2-chloroethoxy)methane | ND | | ug/kg | 210 | 19. | 1 |
| Hexachlorobutadiene | ND | | ug/kg | 190 | 28. | 1 |
| Hexachlorocyclopentadiene | ND | | ug/kg | 550 | 170 | 1 |
| Hexachloroethane | ND | | ug/kg | 150 | 31. | 1 |
| Isophorone | ND | | ug/kg | 170 | 25. | 1 |
| Naphthalene | ND | | ug/kg | 190 | 24. | 1 |
| Nitrobenzene | ND | | ug/kg | 170 | 28. | 1 |
| NDPA/DPA | ND | | ug/kg | 150 | 22. | 1 |
| n-Nitrosodi-n-propylamine | ND | | ug/kg | 190 | 30. | 1 |
| Bis(2-ethylhexyl)phthalate | ND | | ug/kg | 190 | 67. | 1 |
| Butyl benzyl phthalate | ND | | ug/kg | 190 | 49. | 1 |
| Di-n-butylphthalate | ND | | ug/kg | 190 | 37. | 1 |
| Di-n-octylphthalate | ND | | ug/kg | 190 | 66. | 1 |

**Project Name:** NORTH MAIN STREET SITE **Lab Number:** L2304628

**Project Number:** 12814 PHASE 2 **Report Date:** 02/13/23

**SAMPLE RESULTS**

Lab ID: L2304628-02 Date Collected: 01/26/23 12:50

Client ID: SB-205 (2.5-3) Date Received: 01/26/23

Sample Location: 128-158 NORTH MAIN ST. PORT CHESTER NY Field Prep: Not Specified

Sample Depth:

| Parameter | Result | Qualifier | Units | RL | MDL | Dilution Factor |
|---|---|---|---|---|---|---|
| Semivolatile Organics by GC/MS - Westborough Lab | | | | | | |
| Diethyl phthalate | ND | | ug/kg | 190 | 18. | 1 |
| Dimethyl phthalate | ND | | ug/kg | 190 | 40. | 1 |
| Benzo(a)anthracene | 26 | J | ug/kg | 120 | 22. | 1 |
| Benzo(a)pyrene | ND | | ug/kg | 150 | 47. | 1 |
| Benzo(b)fluoranthene | 33 | J | ug/kg | 120 | 32. | 1 |
| Benzo(k)fluoranthene | ND | | ug/kg | 120 | 31. | 1 |
| Chrysene | 22 | J | ug/kg | 120 | 20. | 1 |
| Acenaphthylene | ND | | ug/kg | 150 | 30. | 1 |
| Anthracene | ND | | ug/kg | 120 | 38. | 1 |
| Benzo(ghi)perylene | ND | | ug/kg | 150 | 23. | 1 |
| Fluorene | ND | | ug/kg | 190 | 19. | 1 |
| Phenanthrene | ND | | ug/kg | 120 | 23. | 1 |
| Dibenzo(a,h)anthracene | ND | | ug/kg | 120 | 22. | 1 |
| Indeno(1,2,3-cd)pyrene | ND | | ug/kg | 150 | 27. | 1 |
| Pyrene | 34 | J | ug/kg | 120 | 19. | 1 |
| Biphenyl | ND | | ug/kg | 440 | 25. | 1 |
| 4-Chloroaniline | ND | | ug/kg | 190 | 35. | 1 |
| 2-Nitroaniline | ND | | ug/kg | 190 | 37. | 1 |
| 3-Nitroaniline | ND | | ug/kg | 190 | 36. | 1 |
| 4-Nitroaniline | ND | | ug/kg | 190 | 80. | 1 |
| Dibenzofuran | ND | | ug/kg | 190 | 18. | 1 |
| 2-Methylnaphthalene | ND | | ug/kg | 230 | 23. | 1 |
| 1,2,4,5-Tetrachlorobenzene | ND | | ug/kg | 190 | 20. | 1 |
| Acetophenone | ND | | ug/kg | 190 | 24. | 1 |
| 2,4,6-Trichlorophenol | ND | | ug/kg | 120 | 37. | 1 |
| p-Chloro-m-cresol | ND | | ug/kg | 190 | 29. | 1 |
| 2-Chlorophenol | ND | | ug/kg | 190 | 23. | 1 |
| 2,4-Dichlorophenol | ND | | ug/kg | 170 | 31. | 1 |
| 2,4-Dimethylphenol | ND | | ug/kg | 190 | 64. | 1 |
| 2-Nitrophenol | ND | | ug/kg | 420 | 72. | 1 |
| 4-Nitrophenol | ND | | ug/kg | 270 | 79. | 1 |
| 2,4-Dinitrophenol | ND | | ug/kg | 930 | 90. | 1 |
| 4,6-Dinitro-o-cresol | ND | | ug/kg | 500 | 93. | 1 |
| Pentachlorophenol | ND | | ug/kg | 150 | 42. | 1 |
| Phenol | ND | | ug/kg | 190 | 29. | 1 |
| 2-Methylphenol | ND | | ug/kg | 190 | 30. | 1 |
| 3-Methylphenol/4-Methylphenol | ND | | ug/kg | 280 | 30. | 1 |

**Project Name:** NORTH MAIN STREET SITE **Lab Number:** L2304628

**Project Number:** 12814 PHASE 2 **Report Date:** 02/13/23

## SAMPLE RESULTS

| | | | |
|---|---|---|---|
| Lab ID: | L2304628-02 | Date Collected: | 01/26/23 12:50 |
| Client ID: | SB-205 (2.5-3) | Date Received: | 01/26/23 |
| Sample Location: | 128-158 NORTH MAIN ST. PORT CHESTER NY | Field Prep: | Not Specified |

Sample Depth:

| Parameter | Result | Qualifier | Units | RL | MDL | Dilution Factor |
|---|---|---|---|---|---|---|
| **Semivolatile Organics by GC/MS - Westborough Lab** | | | | | | |
| 2,4,5-Trichlorophenol | ND | | ug/kg | 190 | 37. | 1 |
| Benzoic Acid | ND | | ug/kg | 620 | 200 | 1 |
| Benzyl Alcohol | ND | | ug/kg | 190 | 59. | 1 |
| Carbazole | ND | | ug/kg | 190 | 19. | 1 |
| 1,4-Dioxane | ND | | ug/kg | 29 | 8.9 | 1 |

Tentatively Identified Compounds

| | | | |
|---|---|---|---|
| No Tentatively Identified Compounds | ND | ug/kg | 1 |

| Surrogate | % Recovery | Qualifier | Acceptance Criteria |
|---|---|---|---|
| 2-Fluorophenol | 75 | | 25-120 |
| Phenol-d6 | 75 | | 10-120 |
| Nitrobenzene-d5 | 65 | | 23-120 |
| 2-Fluorobiphenyl | 69 | | 30-120 |
| 2,4,6-Tribromophenol | 79 | | 10-136 |
| 4-Terphenyl-d14 | 64 | | 18-120 |

**Project Name:** NORTH MAIN STREET SITE
**Project Number:** 12814 PHASE 2
**Lab Number:** L2304628
**Report Date:** 02/13/23

## SAMPLE RESULTS

Lab ID: L2304628-03
Client ID: SB-206 (5.5-6)
Sample Location: 128-158 NORTH MAIN ST. PORT CHESTER NY

Date Collected: 01/26/23 10:00
Date Received: 01/26/23
Field Prep: Not Specified

Sample Depth:
Matrix: Soil
Analytical Method: 1,8270E
Analytical Date: 01/31/23 11:58
Analyst: MG
Percent Solids: 97%

Extraction Method: EPA 3546
Extraction Date: 01/30/23 23:10

| Parameter | Result | Qualifier | Units | RL | MDL | Dilution Factor |
|---|---|---|---|---|---|---|
| **Semivolatile Organics by GC/MS - Westborough Lab** | | | | | | |
| Acenaphthene | ND | | ug/kg | 140 | 18. | 1 |
| 1,2,4-Trichlorobenzene | ND | | ug/kg | 170 | 19. | 1 |
| Hexachlorobenzene | ND | | ug/kg | 100 | 19. | 1 |
| Bis(2-chloroethyl)ether | ND | | ug/kg | 150 | 23. | 1 |
| 2-Chloronaphthalene | ND | | ug/kg | 170 | 17. | 1 |
| 1,2-Dichlorobenzene | ND | | ug/kg | 170 | 30. | 1 |
| 1,3-Dichlorobenzene | ND | | ug/kg | 170 | 29. | 1 |
| 1,4-Dichlorobenzene | ND | | ug/kg | 170 | 30. | 1 |
| 3,3'-Dichlorobenzidine | ND | | ug/kg | 170 | 45. | 1 |
| 2,4-Dinitrotoluene | ND | | ug/kg | 170 | 34. | 1 |
| 2,6-Dinitrotoluene | ND | | ug/kg | 170 | 29. | 1 |
| Fluoranthene | ND | | ug/kg | 100 | 19. | 1 |
| 4-Chlorophenyl phenyl ether | ND | | ug/kg | 170 | 18. | 1 |
| 4-Bromophenyl phenyl ether | ND | | ug/kg | 170 | 26. | 1 |
| Bis(2-chloroisopropyl)ether | ND | | ug/kg | 200 | 29. | 1 |
| Bis(2-chloroethoxy)methane | ND | | ug/kg | 180 | 17. | 1 |
| Hexachlorobutadiene | ND | | ug/kg | 170 | 25. | 1 |
| Hexachlorocyclopentadiene | ND | | ug/kg | 480 | 150 | 1 |
| Hexachloroethane | ND | | ug/kg | 140 | 27. | 1 |
| Isophorone | ND | | ug/kg | 150 | 22. | 1 |
| Naphthalene | ND | | ug/kg | 170 | 21. | 1 |
| Nitrobenzene | ND | | ug/kg | 150 | 25. | 1 |
| NDPA/DPA | ND | | ug/kg | 140 | 19. | 1 |
| n-Nitrosodi-n-propylamine | ND | | ug/kg | 170 | 26. | 1 |
| Bis(2-ethylhexyl)phthalate | ND | | ug/kg | 170 | 59. | 1 |
| Butyl benzyl phthalate | ND | | ug/kg | 170 | 43. | 1 |
| Di-n-butylphthalate | ND | | ug/kg | 170 | 32. | 1 |
| Di-n-octylphthalate | ND | | ug/kg | 170 | 58. | 1 |

**Project Name:** NORTH MAIN STREET SITE **Lab Number:** L2304628

**Project Number:** 12814 PHASE 2 **Report Date:** 02/13/23

**SAMPLE RESULTS**

Lab ID: L2304628-03 Date Collected: 01/26/23 10:00

Client ID: SB-206 (5.5-6) Date Received: 01/26/23

Sample Location: 128-158 NORTH MAIN ST. PORT CHESTER NY Field Prep: Not Specified

Sample Depth:

| Parameter | Result | Qualifier | Units | RL | MDL | Dilution Factor |
|---|---|---|---|---|---|---|
| Semivolatile Organics by GC/MS - Westborough Lab | | | | | | |
| Diethyl phthalate | ND | | ug/kg | 170 | 16. | 1 |
| Dimethyl phthalate | ND | | ug/kg | 170 | 36. | 1 |
| Benzo(a)anthracene | ND | | ug/kg | 100 | 19. | 1 |
| Benzo(a)pyrene | ND | | ug/kg | 140 | 41. | 1 |
| Benzo(b)fluoranthene | ND | | ug/kg | 100 | 28. | 1 |
| Benzo(k)fluoranthene | ND | | ug/kg | 100 | 27. | 1 |
| Chrysene | ND | | ug/kg | 100 | 18. | 1 |
| Acenaphthylene | ND | | ug/kg | 140 | 26. | 1 |
| Anthracene | ND | | ug/kg | 100 | 33. | 1 |
| Benzo(ghi)perylene | ND | | ug/kg | 140 | 20. | 1 |
| Fluorene | ND | | ug/kg | 170 | 16. | 1 |
| Phenanthrene | ND | | ug/kg | 100 | 21. | 1 |
| Dibenzo(a,h)anthracene | ND | | ug/kg | 100 | 20. | 1 |
| Indeno(1,2,3-cd)pyrene | ND | | ug/kg | 140 | 24. | 1 |
| Pyrene | ND | | ug/kg | 100 | 17. | 1 |
| Biphenyl | ND | | ug/kg | 390 | 22. | 1 |
| 4-Chloroaniline | ND | | ug/kg | 170 | 31. | 1 |
| 2-Nitroaniline | ND | | ug/kg | 170 | 33. | 1 |
| 3-Nitroaniline | ND | | ug/kg | 170 | 32. | 1 |
| 4-Nitroaniline | ND | | ug/kg | 170 | 70. | 1 |
| Dibenzofuran | ND | | ug/kg | 170 | 16. | 1 |
| 2-Methylnaphthalene | ND | | ug/kg | 200 | 20. | 1 |
| 1,2,4,5-Tetrachlorobenzene | ND | | ug/kg | 170 | 18. | 1 |
| Acetophenone | ND | | ug/kg | 170 | 21. | 1 |
| 2,4,6-Trichlorophenol | ND | | ug/kg | 100 | 32. | 1 |
| p-Chloro-m-cresol | ND | | ug/kg | 170 | 25. | 1 |
| 2-Chlorophenol | ND | | ug/kg | 170 | 20. | 1 |
| 2,4-Dichlorophenol | ND | | ug/kg | 150 | 27. | 1 |
| 2,4-Dimethylphenol | ND | | ug/kg | 170 | 56. | 1 |
| 2-Nitrophenol | ND | | ug/kg | 370 | 64. | 1 |
| 4-Nitrophenol | ND | | ug/kg | 240 | 69. | 1 |
| 2,4-Dinitrophenol | ND | | ug/kg | 810 | 79. | 1 |
| 4,6-Dinitro-o-cresol | ND | | ug/kg | 440 | 81. | 1 |
| Pentachlorophenol | ND | | ug/kg | 140 | 37. | 1 |
| Phenol | ND | | ug/kg | 170 | 26. | 1 |
| 2-Methylphenol | ND | | ug/kg | 170 | 26. | 1 |
| 3-Methylphenol/4-Methylphenol | ND | | ug/kg | 240 | 26. | 1 |

**Project Name:** NORTH MAIN STREET SITE **Lab Number:** L2304628

**Project Number:** 12814 PHASE 2 **Report Date:** 02/13/23

## SAMPLE RESULTS

Lab ID: L2304628-03 Date Collected: 01/26/23 10:00

Client ID: SB-206 (5.5-6) Date Received: 01/26/23

Sample Location: 128-158 NORTH MAIN ST. PORT CHESTER NY Field Prep: Not Specified

Sample Depth:

| Parameter | Result | Qualifier | Units | RL | MDL | Dilution Factor |
|---|---|---|---|---|---|---|
| **Semivolatile Organics by GC/MS - Westborough Lab** | | | | | | |
| 2,4,5-Trichlorophenol | ND | | ug/kg | 170 | 32. | 1 |
| Benzoic Acid | ND | | ug/kg | 550 | 170 | 1 |
| Benzyl Alcohol | ND | | ug/kg | 170 | 52. | 1 |
| Carbazole | ND | | ug/kg | 170 | 16. | 1 |
| 1,4-Dioxane | ND | | ug/kg | 25 | 7.8 | 1 |

| Tentatively Identified Compounds | | | | | | |
|---|---|---|---|---|---|---|
| No Tentatively Identified Compounds | ND | | ug/kg | | | 1 |

| Surrogate | % Recovery | Qualifier | Acceptance Criteria |
|---|---|---|---|
| 2-Fluorophenol | 62 | | 25-120 |
| Phenol-d6 | 63 | | 10-120 |
| Nitrobenzene-d5 | 51 | | 23-120 |
| 2-Fluorobiphenyl | 64 | | 30-120 |
| 2,4,6-Tribromophenol | 67 | | 10-136 |
| 4-Terphenyl-d14 | 58 | | 18-120 |

**Project Name:** NORTH MAIN STREET SITE
**Project Number:** 12814 PHASE 2
**Lab Number:** L2304628
**Report Date:** 02/13/23

## SAMPLE RESULTS

Lab ID: L2304628-03
Client ID: SB-206 (5.5-6)
Sample Location: 128-158 NORTH MAIN ST. PORT CHESTER NY

Date Collected: 01/26/23 10:00
Date Received: 01/26/23
Field Prep: Not Specified

Sample Depth:
Matrix: Soil
Analytical Method: 144,1633
Analytical Date: 01/31/23 16:29
Analyst: PNB
Percent Solids: 97%

Extraction Method: EPA 1633
Extraction Date: 01/30/23 11:40
Cleanup Method: EPA 1633
Cleanup Date: 01/31/23

| Parameter | Result | Qualifier | Units | RL | MDL | Dilution Factor |
|---|---|---|---|---|---|---|
| **Perfluorinated Alkyl Acids by EPA 1633 - Mansfield Lab** | | | | | | |
| Perfluorobutanoic Acid (PFBA) | ND | | ng/g | 0.797 | 0.050 | 1 |
| Perfluoropentanoic Acid (PFPeA) | ND | | ng/g | 0.398 | 0.056 | 1 |
| Perfluorobutanesulfonic Acid (PFBS) | ND | | ng/g | 0.199 | 0.043 | 1 |
| Perfluorohexanoic Acid (PFHxA) | ND | | ng/g | 0.199 | 0.046 | 1 |
| Perfluoroheptanoic Acid (PFHpA) | ND | | ng/g | 0.199 | 0.023 | 1 |
| Perfluorohexanesulfonic Acid (PFHxS) | ND | | ng/g | 0.199 | 0.059 | 1 |
| Perfluorooctanoic Acid (PFOA) | ND | | ng/g | 0.199 | 0.052 | 1 |
| 1H,1H,2H,2H-Perfluorooctanesulfonic Acid (6:2FTS) | ND | | ng/g | 0.797 | 0.279 | 1 |
| Perfluoroheptanesulfonic Acid (PFHpS) | ND | | ng/g | 0.199 | 0.037 | 1 |
| Perfluorononanoic Acid (PFNA) | ND | | ng/g | 0.199 | 0.078 | 1 |
| Perfluorooctanesulfonic Acid (PFOS) | ND | | ng/g | 0.199 | 0.079 | 1 |
| Perfluorodecanoic Acid (PFDA) | ND | | ng/g | 0.199 | 0.075 | 1 |
| 1H,1H,2H,2H-Perfluorodecanesulfonic Acid (8:2FTS) | ND | | ng/g | 0.797 | 0.386 | 1 |
| N-Methyl Perfluorooctanesulfonamidoacetic Acid (NMeFOSAA) | ND | | ng/g | 0.199 | 0.100 | 1 |
| Perfluoroundecanoic Acid (PFUnA) | ND | | ng/g | 0.199 | 0.051 | 1 |
| Perfluorodecanesulfonic Acid (PFDS) | ND | | ng/g | 0.199 | 0.032 | 1 |
| Perfluorooctanesulfonamide (PFOSA) | ND | | ng/g | 0.199 | 0.043 | 1 |
| N-Ethyl Perfluorooctanesulfonamidoacetic Acid (NEtFOSAA) | ND | | ng/g | 0.199 | 0.082 | 1 |
| Perfluorododecanoic Acid (PFDoA) | ND | | ng/g | 0.199 | 0.041 | 1 |
| Perfluorotridecanoic Acid (PFTrDA) | ND | | ng/g | 0.199 | 0.053 | 1 |
| Perfluorotetradecanoic Acid (PFTeDA) | ND | | ng/g | 0.199 | 0.106 | 1 |
| PFOA/PFOS, Total | ND | | ng/g | 0.199 | 0.052 | 1 |

**Project Name:** NORTH MAIN STREET SITE **Lab Number:** L2304628

**Project Number:** 12814 PHASE 2 **Report Date:** 02/13/23

## SAMPLE RESULTS

| | | | |
|---|---|---|---|
| Lab ID: | L2304628-03 | Date Collected: | 01/26/23 10:00 |
| Client ID: | SB-206 (5.5-6) | Date Received: | 01/26/23 |
| Sample Location: | 128-158 NORTH MAIN ST. PORT CHESTER NY | Field Prep: | Not Specified |

Sample Depth:

| Parameter | Result | Qualifier | Units | RL | MDL | Dilution Factor |
|---|---|---|---|---|---|---|
| Perfluorinated Alkyl Acids by EPA 1633 - Mansfield Lab | | | | | | |

| Surrogate | % Recovery | Qualifier | Acceptance Criteria |
|---|---|---|---|
| Perfluoro-n-[13C4]Butanoic Acid (13C4-PFBA) | 91 | | 20-150 |
| Perfluoro-n-[13C5]Pentanoic Acid (13C5-PFPeA) | 85 | | 20-150 |
| Perfluoro-1-[2,3,4-13C3]Butanesulfonic Acid (13C3-PFBS) | 85 | | 20-150 |
| Perfluoro-n-[1,2,3,4,6-13C5]Hexanoic Acid (13C5-PFHxA) | 98 | | 20-150 |
| Perfluoro-n-[1,2,3,4-13C4]Heptanoic Acid (13C4-PFHpA) | 86 | | 20-150 |
| Perfluoro-1-[1,2,3-13C3]Hexanesulfonic Acid (13C3-PFHxS) | 86 | | 20-150 |
| Perfluoro-n-[13C8]Octanoic Acid (13C8-PFOA) | 90 | | 20-150 |
| 1H,1H,2H,2H-Perfluoro-1-[1,2-13C2]Octanesulfonic Acid (13C2-6:2FTS) | 89 | | 20-150 |
| Perfluoro-n-[13C9]Nonanoic Acid (13C9-PFNA) | 84 | | 20-150 |
| Perfluoro-1-[13C8]Octanesulfonic Acid (13C8-PFOS) | 88 | | 20-150 |
| Perfluoro-n-[1,2,3,4,5,6-13C6]Decanoic Acid (13C6-PFDA) | 80 | | 20-150 |
| 1H,1H,2H,2H-Perfluoro-1-[1,2-13C2]Decanesulfonic Acid (13C2-8:2FTS) | 80 | | 20-150 |
| N-Methyl-d3-perfluoro-1-octanesulfonamidoacetic Acid (D3-NMeFOSAA) | 69 | | 20-150 |
| Perfluoro-n-[1,2,3,4,5,6,7-13C7]Undecanoic Acid (13C7-PFUnA) | 76 | | 20-150 |
| Perfluoro-1-[13C8]Octanesulfonamide (13C8-PFOSA) | 82 | | 20-150 |
| N-Ethyl-d5-perfluoro-1-octanesulfonamidoacetic Acid (D5-NEtFOSAA) | 68 | | 20-150 |
| Perfluoro-n-[1,2-13C2]Dodecanoic Acid (13C2-PFDoA) | 72 | | 20-150 |
| Perfluoro-n-[1,2-13C2]Tetradecanoic Acid (13C2-PFTeDA) | 46 | | 20-150 |

**Project Name:** NORTH MAIN STREET SITE
**Project Number:** 12814 PHASE 2

**Lab Number:** L2304628
**Report Date:** 02/13/23

# Method Blank Analysis
## Batch Quality Control

Analytical Method: 144,1633
Analytical Date: 01/31/23 11:08
Analyst: PNB

Extraction Method: EPA 1633
Extraction Date: 01/30/23 11:35
Cleanup Method: EPA 1633
Cleanup Date: 01/31/23

| Parameter | Result | Qualifier | Units | RL | MDL |
|---|---|---|---|---|---|
| Perfluorinated Alkyl Acids by EPA 1633 - Mansfield Lab for sample(s): 03 Batch: WG1738680-1 | | | | | |
| Perfluorobutanoic Acid (PFBA) | ND | | ng/g | 0.800 | 0.050 |
| Perfluoropentanoic Acid (PFPeA) | ND | | ng/g | 0.400 | 0.056 |
| Perfluorobutanesulfonic Acid (PFBS) | ND | | ng/g | 0.200 | 0.043 |
| Perfluorohexanoic Acid (PFHxA) | ND | | ng/g | 0.200 | 0.046 |
| Perfluoroheptanoic Acid (PFHpA) | ND | | ng/g | 0.200 | 0.023 |
| Perfluorohexanesulfonic Acid (PFHxS) | ND | | ng/g | 0.200 | 0.059 |
| Perfluorooctanoic Acid (PFOA) | ND | | ng/g | 0.200 | 0.052 |
| 1H,1H,2H,2H-Perfluorooctanesulfonic Acid (6:2FTS) | ND | | ng/g | 0.800 | 0.280 |
| Perfluoroheptanesulfonic Acid (PFHpS) | ND | | ng/g | 0.200 | 0.037 |
| Perfluorononanoic Acid (PFNA) | ND | | ng/g | 0.200 | 0.078 |
| Perfluorooctanesulfonic Acid (PFOS) | ND | | ng/g | 0.200 | 0.079 |
| Perfluorodecanoic Acid (PFDA) | ND | | ng/g | 0.200 | 0.075 |
| 1H,1H,2H,2H-Perfluorodecanesulfonic Acid (8:2FTS) | ND | | ng/g | 0.800 | 0.387 |
| N-Methyl Perfluorooctanesulfonamidoacetic Acid (NMeFOSAA) | ND | | ng/g | 0.200 | 0.100 |
| Perfluoroundecanoic Acid (PFUnA) | ND | | ng/g | 0.200 | 0.051 |
| Perfluorodecanesulfonic Acid (PFDS) | ND | | ng/g | 0.200 | 0.032 |
| Perfluorooctanesulfonamide (PFOSA) | ND | | ng/g | 0.200 | 0.043 |
| N-Ethyl Perfluorooctanesulfonamidoacetic Acid (NEtFOSAA) | ND | | ng/g | 0.200 | 0.082 |
| Perfluorododecanoic Acid (PFDoA) | ND | | ng/g | 0.200 | 0.041 |
| Perfluorotridecanoic Acid (PFTrDA) | ND | | ng/g | 0.200 | 0.053 |
| Perfluorotetradecanoic Acid (PFTeDA) | ND | | ng/g | 0.200 | 0.106 |
| PFOA/PFOS, Total | ND | | ng/g | 0.200 | 0.052 |

**Project Name:** NORTH MAIN STREET SITE
**Project Number:** 12814 PHASE 2

**Lab Number:** L2304628
**Report Date:** 02/13/23

# Method Blank Analysis
## Batch Quality Control

Analytical Method: 144,1633
Analytical Date: 01/31/23 11:08
Analyst: PNB

Extraction Method: EPA 1633
Extraction Date: 01/30/23 11:35
Cleanup Method: EPA 1633
Cleanup Date: 01/31/23

| Parameter | Result | Qualifier | Units | RL | MDL |
|---|---|---|---|---|---|
| Perfluorinated Alkyl Acids by EPA 1633 - Mansfield Lab for sample(s): 03 Batch: WG1738680-1 | | | | | |

| Surrogate | %Recovery | Qualifier | Acceptance Criteria |
|---|---|---|---|
| Perfluoro-n-[13C4]Butanoic Acid (13C4-PFBA) | 99 | | 20-150 |
| Perfluoro-n-[13C5]Pentanoic Acid (13C5-PFPeA) | 87 | | 20-150 |
| Perfluoro-1-[2,3,4-13C3]Butanesulfonic Acid (13C3-PFBS) | 98 | | 20-150 |
| Perfluoro-n-[1,2,3,4,6-13C5]Hexanoic Acid (13C5-PFHxA) | 91 | | 20-150 |
| Perfluoro-n-[1,2,3,4-13C4]Heptanoic Acid (13C4-PFHpA) | 96 | | 20-150 |
| Perfluoro-1-[1,2,3-13C3]Hexanesulfonic Acid (13C3-PFHxS) | 106 | | 20-150 |
| Perfluoro-n-[13C8]Octanoic Acid (13C8-PFOA) | 97 | | 20-150 |
| 1H,1H,2H,2H-Perfluoro-1-[1,2-13C2]Octanesulfonic Acid (13C2-6:2FTS) | 93 | | 20-150 |
| Perfluoro-n-[13C9]Nonanoic Acid (13C9-PFNA) | 98 | | 20-150 |
| Perfluoro-1-[13C8]Octanesulfonic Acid (13C8-PFOS) | 97 | | 20-150 |
| Perfluoro-n-[1,2,3,4,5,6-13C6]Decanoic Acid (13C6-PFDA) | 95 | | 20-150 |
| 1H,1H,2H,2H-Perfluoro-1-[1,2-13C2]Decanesulfonic Acid (13C2-8:2FTS) | 87 | | 20-150 |
| N-Methyl-d3-perfluoro-1-octanesulfonamidoacetic Acid (D3-NMeFOSAA) | 86 | | 20-150 |
| Perfluoro-n-[1,2,3,4,5,6,7-13C7]Undecanoic Acid (13C7-PFUnA) | 104 | | 20-150 |
| Perfluoro-1-[13C8]Octanesulfonamide (13C8-PFOSA) | 92 | | 20-150 |
| N-Ethyl-d5-perfluoro-1-octanesulfonamidoacetic Acid (D5-NEtFOSAA) | 77 | | 20-150 |
| Perfluoro-n-[1,2-13C2]Dodecanoic Acid (13C2-PFDoA) | 84 | | 20-150 |
| Perfluoro-n-[1,2-13C2]Tetradecanoic Acid (13C2-PFTeDA) | 60 | | 20-150 |

**Project Name:** NORTH MAIN STREET SITE
**Project Number:** 12814 PHASE 2

**Lab Number:** L2304628
**Report Date:** 02/13/23

# Method Blank Analysis
## Batch Quality Control

Analytical Method: 1,8270E
Analytical Date: 01/31/23 08:51
Analyst: LJG

Extraction Method: EPA 3546
Extraction Date: 01/30/23 15:10

| Parameter | Result | Qualifier | Units | RL | MDL |
|---|---|---|---|---|---|
| Semivolatile Organics by GC/MS - Westborough Lab for sample(s): 01-03 Batch: WG1738827-1 | | | | | |
| Acenaphthene | ND | | ug/kg | 130 | 17. |
| 1,2,4-Trichlorobenzene | ND | | ug/kg | 160 | 19. |
| Hexachlorobenzene | ND | | ug/kg | 98 | 18. |
| Bis(2-chloroethyl)ether | ND | | ug/kg | 150 | 22. |
| 2-Chloronaphthalene | ND | | ug/kg | 160 | 16. |
| 1,2-Dichlorobenzene | ND | | ug/kg | 160 | 29. |
| 1,3-Dichlorobenzene | ND | | ug/kg | 160 | 28. |
| 1,4-Dichlorobenzene | ND | | ug/kg | 160 | 28. |
| 3,3'-Dichlorobenzidine | ND | | ug/kg | 160 | 43. |
| 2,4-Dinitrotoluene | ND | | ug/kg | 160 | 32. |
| 2,6-Dinitrotoluene | ND | | ug/kg | 160 | 28. |
| Fluoranthene | ND | | ug/kg | 98 | 19. |
| 4-Chlorophenyl phenyl ether | ND | | ug/kg | 160 | 17. |
| 4-Bromophenyl phenyl ether | ND | | ug/kg | 160 | 25. |
| Bis(2-chloroisopropyl)ether | ND | | ug/kg | 200 | 28. |
| Bis(2-chloroethoxy)methane | ND | | ug/kg | 180 | 16. |
| Hexachlorobutadiene | ND | | ug/kg | 160 | 24. |
| Hexachlorocyclopentadiene | ND | | ug/kg | 460 | 150 |
| Hexachloroethane | ND | | ug/kg | 130 | 26. |
| Isophorone | ND | | ug/kg | 150 | 21. |
| Naphthalene | ND | | ug/kg | 160 | 20. |
| Nitrobenzene | ND | | ug/kg | 150 | 24. |
| NDPA/DPA | ND | | ug/kg | 130 | 18. |
| n-Nitrosodi-n-propylamine | ND | | ug/kg | 160 | 25. |
| Bis(2-ethylhexyl)phthalate | ND | | ug/kg | 160 | 56. |
| Butyl benzyl phthalate | ND | | ug/kg | 160 | 41. |
| Di-n-butylphthalate | ND | | ug/kg | 160 | 31. |
| Di-n-octylphthalate | ND | | ug/kg | 160 | 55. |
| Diethyl phthalate | ND | | ug/kg | 160 | 15. |

**Project Name:** NORTH MAIN STREET SITE
**Project Number:** 12814 PHASE 2

**Lab Number:** L2304628
**Report Date:** 02/13/23

# Method Blank Analysis
## Batch Quality Control

Analytical Method: 1,8270E
Analytical Date: 01/31/23 08:51
Analyst: LJG

Extraction Method: EPA 3546
Extraction Date: 01/30/23 15:10

| Parameter | Result | Qualifier | Units | RL | MDL |
|---|---|---|---|---|---|
| Semivolatile Organics by GC/MS - Westborough Lab for sample(s): 01-03 Batch: WG1738827-1 | | | | | |
| Dimethyl phthalate | ND | | ug/kg | 160 | 34. |
| Benzo(a)anthracene | ND | | ug/kg | 98 | 18. |
| Benzo(a)pyrene | ND | | ug/kg | 130 | 40. |
| Benzo(b)fluoranthene | ND | | ug/kg | 98 | 27. |
| Benzo(k)fluoranthene | ND | | ug/kg | 98 | 26. |
| Chrysene | ND | | ug/kg | 98 | 17. |
| Acenaphthylene | ND | | ug/kg | 130 | 25. |
| Anthracene | ND | | ug/kg | 98 | 32. |
| Benzo(ghi)perylene | ND | | ug/kg | 130 | 19. |
| Fluorene | ND | | ug/kg | 160 | 16. |
| Phenanthrene | ND | | ug/kg | 98 | 20. |
| Dibenzo(a,h)anthracene | ND | | ug/kg | 98 | 19. |
| Indeno(1,2,3-cd)pyrene | ND | | ug/kg | 130 | 23. |
| Pyrene | ND | | ug/kg | 98 | 16. |
| Biphenyl | ND | | ug/kg | 370 | 21. |
| 4-Chloroaniline | ND | | ug/kg | 160 | 30. |
| 2-Nitroaniline | ND | | ug/kg | 160 | 31. |
| 3-Nitroaniline | ND | | ug/kg | 160 | 31. |
| 4-Nitroaniline | ND | | ug/kg | 160 | 67. |
| Dibenzofuran | ND | | ug/kg | 160 | 15. |
| 2-Methylnaphthalene | ND | | ug/kg | 200 | 20. |
| 1,2,4,5-Tetrachlorobenzene | ND | | ug/kg | 160 | 17. |
| Acetophenone | ND | | ug/kg | 160 | 20. |
| 2,4,6-Trichlorophenol | ND | | ug/kg | 98 | 31. |
| p-Chloro-m-cresol | ND | | ug/kg | 160 | 24. |
| 2-Chlorophenol | ND | | ug/kg | 160 | 19. |
| 2,4-Dichlorophenol | ND | | ug/kg | 150 | 26. |
| 2,4-Dimethylphenol | ND | | ug/kg | 160 | 54. |
| 2-Nitrophenol | ND | | ug/kg | 350 | 61. |

**Project Name:** NORTH MAIN STREET SITE
**Project Number:** 12814 PHASE 2

**Lab Number:** L2304628
**Report Date:** 02/13/23

# Method Blank Analysis
## Batch Quality Control

Analytical Method: 1,8270E
Analytical Date: 01/31/23 08:51
Analyst: LJG

Extraction Method: EPA 3546
Extraction Date: 01/30/23 15:10

| Parameter | Result | Qualifier | Units | RL | MDL |
|---|---|---|---|---|---|
| Semivolatile Organics by GC/MS - Westborough Lab for sample(s): 01-03 Batch: WG1738827-1 | | | | | |
| 4-Nitrophenol | ND | | ug/kg | 230 | 66. |
| 2,4-Dinitrophenol | ND | | ug/kg | 780 | 76. |
| 4,6-Dinitro-o-cresol | ND | | ug/kg | 420 | 78. |
| Pentachlorophenol | ND | | ug/kg | 130 | 36. |
| Phenol | ND | | ug/kg | 160 | 24. |
| 2-Methylphenol | ND | | ug/kg | 160 | 25. |
| 3-Methylphenol/4-Methylphenol | ND | | ug/kg | 230 | 25. |
| 2,4,5-Trichlorophenol | ND | | ug/kg | 160 | 31. |
| Benzoic Acid | ND | | ug/kg | 530 | 160 |
| Benzyl Alcohol | ND | | ug/kg | 160 | 50. |
| Carbazole | ND | | ug/kg | 160 | 16. |
| 1,4-Dioxane | ND | | ug/kg | 24 | 7.5 |

Tentatively Identified Compounds

| | | |
|---|---|---|
| No Tentatively Identified Compounds | ND | ug/kg |

| Surrogate | %Recovery | Qualifier | Acceptance Criteria |
|---|---|---|---|
| 2-Fluorophenol | 80 | | 25-120 |
| Phenol-d6 | 81 | | 10-120 |
| Nitrobenzene-d5 | 66 | | 23-120 |
| 2-Fluorobiphenyl | 84 | | 30-120 |
| 2,4,6-Tribromophenol | 77 | | 10-136 |
| 4-Terphenyl-d14 | 91 | | 18-120 |

# Lab Control Sample Analysis
## Batch Quality Control

**Project Name:** NORTH MAIN STREET SITE
**Project Number:** 12814 PHASE 2

**Lab Number:** L2304628
**Report Date:** 02/13/23

| Parameter | Low Level LCS %Recovery | Qual | Low Level LCSD %Recovery | Qual | %Recovery Limits | RPD | Qual | RPD Limits |
|---|---|---|---|---|---|---|---|---|
| Perfluorinated Alkyl Acids by EPA 1633 - Mansfield Lab Associated sample(s): 03 Batch: WG1738680-2 LOW LEVEL | | | | | | | | |
| Perfluorobutanoic Acid (PFBA) | 93 | | - | | 40-150 | - | | 30 |
| Perfluoropentanoic Acid (PFPeA) | 108 | | - | | 40-150 | - | | 30 |
| Perfluorobutanesulfonic Acid (PFBS) | 84 | | - | | 40-150 | - | | 30 |
| Perfluorohexanoic Acid (PFHxA) | 92 | | - | | 40-150 | - | | 30 |
| Perfluoroheptanoic Acid (PFHpA) | 82 | | - | | 40-150 | - | | 30 |
| Perfluorohexanesulfonic Acid (PFHxS) | 90 | | - | | 40-150 | - | | 30 |
| Perfluorooctanoic Acid (PFOA) | 108 | | - | | 40-150 | - | | 30 |
| 1H,1H,2H,2H-Perfluorooctanesulfonic Acid (6:2FTS) | 101 | | - | | 40-150 | - | | 30 |
| Perfluoroheptanesulfonic Acid (PFHpS) | 94 | | - | | 40-150 | - | | 30 |
| Perfluorononanoic Acid (PFNA) | 100 | | - | | 40-150 | - | | 30 |
| Perfluorooctanesulfonic Acid (PFOS) | 113 | | - | | 40-150 | - | | 30 |
| Perfluorodecanoic Acid (PFDA) | 88 | | - | | 40-150 | - | | 30 |
| 1H,1H,2H,2H-Perfluorodecanesulfonic Acid (8:2FTS) | 100 | | - | | 40-150 | - | | 30 |
| N-Methyl Perfluorooctanesulfonamidoacetic Acid (NMeFOSAA) | **192** | Q | - | | 40-150 | - | | 30 |
| Perfluoroundecanoic Acid (PFUnA) | 105 | | - | | 40-150 | - | | 30 |
| Perfluorodecanesulfonic Acid (PFDS) | 83 | | - | | 40-150 | - | | 30 |
| Perfluorooctanesulfonamide (PFOSA) | 92 | | - | | 40-150 | - | | 30 |
| N-Ethyl Perfluorooctanesulfonamidoacetic Acid (NEtFOSAA) | 95 | | - | | 40-150 | - | | 30 |
| Perfluorododecanoic Acid (PFDoA) | 92 | | - | | 40-150 | - | | 30 |
| Perfluorotridecanoic Acid (PFTrDA) | 72 | | - | | 40-150 | - | | 30 |
| Perfluorotetradecanoic Acid (PFTeDA) | 95 | | - | | 40-150 | - | | 30 |

# Lab Control Sample Analysis

## Batch Quality Control

**Project Name:** NORTH MAIN STREET SITE

**Project Number:** 12814 PHASE 2

**Lab Number:** L2304628

**Report Date:** 02/13/23

| Parameter | Low Level LCS %Recovery | Qual | Low Level LCSD %Recovery | Qual | %Recovery Limits | RPD | Qual | RPD Limits |
|---|---|---|---|---|---|---|---|---|
| Perfluorinated Alkyl Acids by EPA 1633 - Mansfield Lab Associated sample(s): 03 Batch: WG1738680-2 LOW LEVEL | | | | | | | | |

| Surrogate | LCS %Recovery | Qual | LCSD %Recovery | Qual | Acceptance Criteria |
|---|---|---|---|---|---|
| Perfluoro-n-[13C4]Butanoic Acid (13C4-PFBA) | 89 | | | | 20-150 |
| Perfluoro-n-[13C5]Pentanoic Acid (13C5-PFPeA) | 92 | | | | 20-150 |
| Perfluoro-1-[2,3,4-13C3]Butanesulfonic Acid (13C3-PFBS) | 97 | | | | 20-150 |
| Perfluoro-n-[1,2,3,4,6-13C5]Hexanoic Acid (13C5-PFHxA) | 122 | | | | 20-150 |
| Perfluoro-n-[1,2,3,4-13C4]Heptanoic Acid (13C4-PFHpA) | 115 | | | | 20-150 |
| Perfluoro-1-[1,2,3-13C3]Hexanesulfonic Acid (13C3-PFHxS) | 85 | | | | 20-150 |
| Perfluoro-n-[13C8]Octanoic Acid (13C8-PFOA) | 92 | | | | 20-150 |
| 1H,1H,2H,2H-Perfluoro-1-[1,2-13C2]Octanesulfonic Acid (13C2-6:2FTS) | 81 | | | | 20-150 |
| Perfluoro-n-[13C9]Nonanoic Acid (13C9-PFNA) | 86 | | | | 20-150 |
| Perfluoro-1-[13C8]Octanesulfonic Acid (13C8-PFOS) | 90 | | | | 20-150 |
| Perfluoro-n-[1,2,3,4,5,6-13C6]Decanoic Acid (13C6-PFDA) | 86 | | | | 20-150 |
| 1H,1H,2H,2H-Perfluoro-1-[1,2-13C2]Decanesulfonic Acid (13C2-8:2FTS) | 91 | | | | 20-150 |
| N-Methyl-d3-perfluoro-1-octanesulfonamidoacetic Acid (D3-NMeFOSAA) | 72 | | | | 20-150 |
| Perfluoro-n-[1,2,3,4,5,6,7-13C7]Undecanoic Acid (13C7-PFUnA) | 86 | | | | 20-150 |
| Perfluoro-1-[13C8]Octanesulfonamide (13C8-PFOSA) | 86 | | | | 20-150 |
| N-Ethyl-d5-perfluoro-1-octanesulfonamidoacetic Acid (D5-NEtFOSAA) | 67 | | | | 20-150 |
| Perfluoro-n-[1,2-13C2]Dodecanoic Acid (13C2-PFDoA) | 78 | | | | 20-150 |
| Perfluoro-n-[1,2-13C2]Tetradecanoic Acid (13C2-PFTeDA) | 51 | | | | 20-150 |

# Lab Control Sample Analysis
## Batch Quality Control

**Project Name:** NORTH MAIN STREET SITE
**Project Number:** 12814 PHASE 2

**Lab Number:** L2304628
**Report Date:** 02/13/23

| Parameter | LCS %Recovery | Qual | LCSD %Recovery | Qual | %Recovery Limits | RPD | Qual | RPD Limits |
|---|---|---|---|---|---|---|---|---|
| Perfluorinated Alkyl Acids by EPA 1633 - Mansfield Lab Associated sample(s): 03 Batch: WG1738680-3 | | | | | | | | |
| Perfluorobutanoic Acid (PFBA) | 99 | | - | | 40-150 | - | | 30 |
| Perfluoropentanoic Acid (PFPeA) | 92 | | - | | 40-150 | - | | 30 |
| Perfluorobutanesulfonic Acid (PFBS) | 115 | | - | | 40-150 | - | | 30 |
| Perfluorohexanoic Acid (PFHxA) | 107 | | - | | 40-150 | - | | 30 |
| Perfluoroheptanoic Acid (PFHpA) | 106 | | - | | 40-150 | - | | 30 |
| Perfluorohexanesulfonic Acid (PFHxS) | 101 | | - | | 40-150 | - | | 30 |
| Perfluorooctanoic Acid (PFOA) | 97 | | - | | 40-150 | - | | 30 |
| 1H,1H,2H,2H-Perfluorooctanesulfonic Acid (6:2FTS) | 99 | | - | | 40-150 | - | | 30 |
| Perfluoroheptanesulfonic Acid (PFHpS) | 106 | | - | | 40-150 | - | | 30 |
| Perfluorononanoic Acid (PFNA) | 107 | | - | | 40-150 | - | | 30 |
| Perfluorooctanesulfonic Acid (PFOS) | 98 | | - | | 40-150 | - | | 30 |
| Perfluorodecanoic Acid (PFDA) | 111 | | - | | 40-150 | - | | 30 |
| 1H,1H,2H,2H-Perfluorodecanesulfonic Acid (8:2FTS) | 105 | | - | | 40-150 | - | | 30 |
| N-Methyl Perfluorooctanesulfonamidoacetic Acid (NMeFOSAA) | 125 | | - | | 40-150 | - | | 30 |
| Perfluoroundecanoic Acid (PFUnA) | 90 | | - | | 40-150 | - | | 30 |
| Perfluorodecanesulfonic Acid (PFDS) | 88 | | - | | 40-150 | - | | 30 |
| Perfluorooctanesulfonamide (PFOSA) | 98 | | - | | 40-150 | - | | 30 |
| N-Ethyl Perfluorooctanesulfonamidoacetic Acid (NEtFOSAA) | 109 | | - | | 40-150 | - | | 30 |
| Perfluorododecanoic Acid (PFDoA) | 101 | | - | | 40-150 | - | | 30 |
| Perfluorotridecanoic Acid (PFTrDA) | 84 | | - | | 40-150 | - | | 30 |
| Perfluorotetradecanoic Acid (PFTeDA) | 89 | | - | | 40-150 | - | | 30 |

# Lab Control Sample Analysis

## Batch Quality Control

**Project Name:** NORTH MAIN STREET SITE

**Project Number:** 12814 PHASE 2

**Lab Number:** L2304628

**Report Date:** 02/13/23

| Parameter | LCS %Recovery | Qual | LCSD %Recovery | Qual | %Recovery Limits | RPD | Qual | RPD Limits |
|---|---|---|---|---|---|---|---|---|
| Perfluorinated Alkyl Acids by EPA 1633 - Mansfield Lab Associated sample(s): 03 Batch: WG1738680-3 | | | | | | | | |

| Surrogate | LCS %Recovery | Qual | LCSD %Recovery | Qual | Acceptance Criteria |
|---|---|---|---|---|---|
| Perfluoro-n-[13C4]Butanoic Acid (13C4-PFBA) | 92 | | | | 20-150 |
| Perfluoro-n-[13C5]Pentanoic Acid (13C5-PFPeA) | 92 | | | | 20-150 |
| Perfluoro-1-[2,3,4-13C3]Butanesulfonic Acid (13C3-PFBS) | 89 | | | | 20-150 |
| Perfluoro-n-[1,2,3,4,6-13C5]Hexanoic Acid (13C5-PFHxA) | 96 | | | | 20-150 |
| Perfluoro-n-[1,2,3,4-13C4]Heptanoic Acid (13C4-PFHpA) | 96 | | | | 20-150 |
| Perfluoro-1-[1,2,3-13C3]Hexanesulfonic Acid (13C3-PFHxS) | 90 | | | | 20-150 |
| Perfluoro-n-[13C8]Octanoic Acid (13C8-PFOA) | 96 | | | | 20-150 |
| 1H,1H,2H,2H-Perfluoro-1-[1,2-13C2]Octanesulfonic Acid (13C2-6:2FTS) | 85 | | | | 20-150 |
| Perfluoro-n-[13C9]Nonanoic Acid (13C9-PFNA) | 85 | | | | 20-150 |
| Perfluoro-1-[13C8]Octanesulfonic Acid (13C8-PFOS) | 92 | | | | 20-150 |
| Perfluoro-n-[1,2,3,4,5,6-13C6]Decanoic Acid (13C6-PFDA) | 81 | | | | 20-150 |
| 1H,1H,2H,2H-Perfluoro-1-[1,2-13C2]Decanesulfonic Acid (13C2-8:2FTS) | 77 | | | | 20-150 |
| N-Methyl-d3-perfluoro-1-octanesulfonamidoacetic Acid (D3-NMeFOSAA) | 78 | | | | 20-150 |
| Perfluoro-n-[1,2,3,4,5,6,7-13C7]Undecanoic Acid (13C7-PFUnA) | 94 | | | | 20-150 |
| Perfluoro-1-[13C8]Octanesulfonamide (13C8-PFOSA) | 86 | | | | 20-150 |
| N-Ethyl-d5-perfluoro-1-octanesulfonamidoacetic Acid (D5-NEtFOSAA) | 71 | | | | 20-150 |
| Perfluoro-n-[1,2-13C2]Dodecanoic Acid (13C2-PFDoA) | 75 | | | | 20-150 |
| Perfluoro-n-[1,2-13C2]Tetradecanoic Acid (13C2-PFTeDA) | 58 | | | | 20-150 |

# Lab Control Sample Analysis
## Batch Quality Control

**Project Name:** NORTH MAIN STREET SITE
**Project Number:** 12814 PHASE 2

**Lab Number:** L2304628
**Report Date:** 02/13/23

| Parameter | LCS %Recovery | Qual | LCSD %Recovery | Qual | %Recovery Limits | RPD | Qual | RPD Limits |
|---|---|---|---|---|---|---|---|---|
| Semivolatile Organics by GC/MS - Westborough Lab Associated sample(s): 01-03 Batch: WG1738827-2 WG1738827-3 | | | | | | | | |
| Acenaphthene | 69 | | 71 | | 31-137 | 3 | | 50 |
| 1,2,4-Trichlorobenzene | 71 | | 69 | | 38-107 | 3 | | 50 |
| Hexachlorobenzene | 71 | | 73 | | 40-140 | 3 | | 50 |
| Bis(2-chloroethyl)ether | 60 | | 59 | | 40-140 | 2 | | 50 |
| 2-Chloronaphthalene | 69 | | 70 | | 40-140 | 1 | | 50 |
| 1,2-Dichlorobenzene | 66 | | 68 | | 40-140 | 3 | | 50 |
| 1,3-Dichlorobenzene | 66 | | 65 | | 40-140 | 2 | | 50 |
| 1,4-Dichlorobenzene | 64 | | 64 | | 28-104 | 0 | | 50 |
| 3,3'-Dichlorobenzidine | 50 | | 50 | | 40-140 | 0 | | 50 |
| 2,4-Dinitrotoluene | 75 | | 74 | | 40-132 | 1 | | 50 |
| 2,6-Dinitrotoluene | 70 | | 74 | | 40-140 | 6 | | 50 |
| Fluoranthene | 71 | | 72 | | 40-140 | 1 | | 50 |
| 4-Chlorophenyl phenyl ether | 70 | | 72 | | 40-140 | 3 | | 50 |
| 4-Bromophenyl phenyl ether | 73 | | 73 | | 40-140 | 0 | | 50 |
| Bis(2-chloroisopropyl)ether | 42 | | 41 | | 40-140 | 2 | | 50 |
| Bis(2-chloroethoxy)methane | 60 | | 58 | | 40-117 | 3 | | 50 |
| Hexachlorobutadiene | 65 | | 66 | | 40-140 | 2 | | 50 |
| Hexachlorocyclopentadiene | 66 | | 62 | | 40-140 | 6 | | 50 |
| Hexachloroethane | 57 | | 55 | | 40-140 | 4 | | 50 |
| Isophorone | 57 | | 56 | | 40-140 | 2 | | 50 |
| Naphthalene | 67 | | 68 | | 40-140 | 1 | | 50 |
| Nitrobenzene | 58 | | 56 | | 40-140 | 4 | | 50 |
| NDPA/DPA | 72 | | 73 | | 36-157 | 1 | | 50 |

# Lab Control Sample Analysis
## Batch Quality Control

**Project Name:** NORTH MAIN STREET SITE
**Project Number:** 12814 PHASE 2

**Lab Number:** L2304628
**Report Date:** 02/13/23

| Parameter | LCS %Recovery | Qual | LCSD %Recovery | Qual | %Recovery Limits | RPD | Qual | RPD Limits |
|---|---|---|---|---|---|---|---|---|
| Semivolatile Organics by GC/MS - Westborough Lab Associated sample(s): 01-03 Batch: WG1738827-2 WG1738827-3 | | | | | | | | |
| n-Nitrosodi-n-propylamine | 55 | | 55 | | 32-121 | 0 | | 50 |
| Bis(2-ethylhexyl)phthalate | 71 | | 71 | | 40-140 | 0 | | 50 |
| Butyl benzyl phthalate | 72 | | 72 | | 40-140 | 0 | | 50 |
| Di-n-butylphthalate | 70 | | 71 | | 40-140 | 1 | | 50 |
| Di-n-octylphthalate | 75 | | 74 | | 40-140 | 1 | | 50 |
| Diethyl phthalate | 69 | | 69 | | 40-140 | 0 | | 50 |
| Dimethyl phthalate | 69 | | 68 | | 40-140 | 1 | | 50 |
| Benzo(a)anthracene | 71 | | 70 | | 40-140 | 1 | | 50 |
| Benzo(a)pyrene | 79 | | 78 | | 40-140 | 1 | | 50 |
| Benzo(b)fluoranthene | 77 | | 73 | | 40-140 | 5 | | 50 |
| Benzo(k)fluoranthene | 74 | | 76 | | 40-140 | 3 | | 50 |
| Chrysene | 71 | | 69 | | 40-140 | 3 | | 50 |
| Acenaphthylene | 70 | | 71 | | 40-140 | 1 | | 50 |
| Anthracene | 71 | | 72 | | 40-140 | 1 | | 50 |
| Benzo(ghi)perylene | 71 | | 73 | | 40-140 | 3 | | 50 |
| Fluorene | 71 | | 73 | | 40-140 | 3 | | 50 |
| Phenanthrene | 70 | | 71 | | 40-140 | 1 | | 50 |
| Dibenzo(a,h)anthracene | 72 | | 72 | | 40-140 | 0 | | 50 |
| Indeno(1,2,3-cd)pyrene | 82 | | 82 | | 40-140 | 0 | | 50 |
| Pyrene | 71 | | 71 | | 35-142 | 0 | | 50 |
| Biphenyl | 71 | | 72 | | 37-127 | 1 | | 50 |
| 4-Chloroaniline | 58 | | 65 | | 40-140 | 11 | | 50 |
| 2-Nitroaniline | 75 | | 74 | | 47-134 | 1 | | 50 |

# Lab Control Sample Analysis
## Batch Quality Control

**Project Name:** NORTH MAIN STREET SITE
**Project Number:** 12814 PHASE 2

**Lab Number:** L2304628
**Report Date:** 02/13/23

| Parameter | LCS %Recovery | Qual | LCSD %Recovery | Qual | %Recovery Limits | RPD | Qual | RPD Limits |
|---|---|---|---|---|---|---|---|---|
| Semivolatile Organics by GC/MS - Westborough Lab Associated sample(s): 01-03 Batch: WG1738827-2 WG1738827-3 | | | | | | | | |
| 3-Nitroaniline | 55 | | 57 | | 26-129 | 4 | | 50 |
| 4-Nitroaniline | 72 | | 70 | | 41-125 | 3 | | 50 |
| Dibenzofuran | 72 | | 73 | | 40-140 | 1 | | 50 |
| 2-Methylnaphthalene | 68 | | 70 | | 40-140 | 3 | | 50 |
| 1,2,4,5-Tetrachlorobenzene | 70 | | 72 | | 40-117 | 3 | | 50 |
| Acetophenone | 65 | | 66 | | 14-144 | 2 | | 50 |
| 2,4,6-Trichlorophenol | 70 | | 69 | | 30-130 | 1 | | 50 |
| p-Chloro-m-cresol | 65 | | 67 | | 26-103 | 3 | | 50 |
| 2-Chlorophenol | 69 | | 69 | | 25-102 | 0 | | 50 |
| 2,4-Dichlorophenol | 72 | | 70 | | 30-130 | 3 | | 50 |
| 2,4-Dimethylphenol | 65 | | 62 | | 30-130 | 5 | | 50 |
| 2-Nitrophenol | 69 | | 67 | | 30-130 | 3 | | 50 |
| 4-Nitrophenol | 56 | | 57 | | 11-114 | 2 | | 50 |
| 2,4-Dinitrophenol | 40 | | 30 | | 4-130 | 29 | | 50 |
| 4,6-Dinitro-o-cresol | 66 | | 66 | | 10-130 | 0 | | 50 |
| Pentachlorophenol | 46 | | 48 | | 17-109 | 4 | | 50 |
| Phenol | 65 | | 66 | | 26-90 | 2 | | 50 |
| 2-Methylphenol | 71 | | 68 | | 30-130. | 4 | | 50 |
| 3-Methylphenol/4-Methylphenol | 74 | | 74 | | 30-130 | 0 | | 50 |
| 2,4,5-Trichlorophenol | 71 | | 68 | | 30-130 | 4 | | 50 |
| Benzoic Acid | **0** | Q | **0** | Q | 10-110 | NC | | 50 |
| Benzyl Alcohol | 66 | | 64 | | 40-140 | 3 | | 50 |
| Carbazole | 73 | | 74 | | 54-128 | 1 | | 50 |

# Lab Control Sample Analysis

## Batch Quality Control

**Project Name:** NORTH MAIN STREET SITE

**Project Number:** 12814 PHASE 2

**Lab Number:** L2304628

**Report Date:** 02/13/23

| Parameter | LCS %Recovery | Qual | LCSD %Recovery | Qual | %Recovery Limits | RPD | Qual | RPD Limits |
|---|---|---|---|---|---|---|---|---|
| Semivolatile Organics by GC/MS - Westborough Lab Associated sample(s): 01-03 Batch: WG1738827-2 WG1738827-3 | | | | | | | | |
| 1,4-Dioxane | 47 | | 48 | | 40-140 | 2 | | 50 |

| Surrogate | LCS %Recovery | Qual | LCSD %Recovery | Qual | Acceptance Criteria |
|---|---|---|---|---|---|
| 2-Fluorophenol | 69 | | 69 | | 25-120 |
| Phenol-d6 | 66 | | 66 | | 10-120 |
| Nitrobenzene-d5 | 60 | | 58 | | 23-120 |
| 2-Fluorobiphenyl | 70 | | 70 | | 30-120 |
| 2,4,6-Tribromophenol | 74 | | 72 | | 10-136 |
| 4-Terphenyl-d14 | 72 | | 73 | | 18-120 |

# PCBS

**Project Name:** NORTH MAIN STREET SITE
**Project Number:** 12814 PHASE 2
**Lab Number:** L2304628
**Report Date:** 02/13/23

## SAMPLE RESULTS

Lab ID: L2304628-01
Client ID: SB-204 (7-7.5)
Sample Location: 128-158 NORTH MAIN ST. PORT CHESTER NY

Date Collected: 01/26/23 10:40
Date Received: 01/26/23
Field Prep: Not Specified

Sample Depth:
Matrix: Soil
Analytical Method: 1,8082A
Analytical Date: 01/31/23 23:33
Analyst: JM
Percent Solids: 86%

Extraction Method: EPA 3546
Extraction Date: 01/31/23 00:01
Cleanup Method: EPA 3665A
Cleanup Date: 01/31/23
Cleanup Method: EPA 3660B
Cleanup Date: 01/31/23

| Parameter | Result | Qualifier | Units | RL | MDL | Dilution Factor | Column |
|---|---|---|---|---|---|---|---|
| Polychlorinated Biphenyls by GC - Westborough Lab | | | | | | | |
| Aroclor 1016 | ND | | ug/kg | 36.8 | 3.27 | 1 | A |
| Aroclor 1221 | ND | | ug/kg | 36.8 | 3.69 | 1 | A |
| Aroclor 1232 | ND | | ug/kg | 36.8 | 7.81 | 1 | A |
| Aroclor 1242 | ND | | ug/kg | 36.8 | 4.97 | 1 | A |
| Aroclor 1248 | ND | | ug/kg | 36.8 | 5.53 | 1 | A |
| Aroclor 1254 | ND | | ug/kg | 36.8 | 4.03 | 1 | A |
| Aroclor 1260 | ND | | ug/kg | 36.8 | 6.81 | 1 | A |
| Aroclor 1262 | ND | | ug/kg | 36.8 | 4.68 | 1 | A |
| Aroclor 1268 | ND | | ug/kg | 36.8 | 3.82 | 1 | A |
| PCBs, Total | ND | | ug/kg | 36.8 | 3.27 | 1 | A |

| Surrogate | % Recovery | Qualifier | Acceptance Criteria | Column |
|---|---|---|---|---|
| 2,4,5,6-Tetrachloro-m-xylene | 75 | | 30-150 | A |
| Decachlorobiphenyl | 63 | | 30-150 | A |
| 2,4,5,6-Tetrachloro-m-xylene | 77 | | 30-150 | B |
| Decachlorobiphenyl | 70 | | 30-150 | B |

**Project Name:** NORTH MAIN STREET SITE
**Project Number:** 12814 PHASE 2
**Lab Number:** L2304628
**Report Date:** 02/13/23

## SAMPLE RESULTS

Lab ID: L2304628-02
Client ID: SB-205 (2.5-3)
Sample Location: 128-158 NORTH MAIN ST. PORT CHESTER NY

Date Collected: 01/26/23 12:50
Date Received: 01/26/23
Field Prep: Not Specified

Sample Depth:
Matrix: Soil
Analytical Method: 1,8082A
Analytical Date: 01/31/23 23:41
Analyst: JM
Percent Solids: 85%

Extraction Method: EPA 3546
Extraction Date: 01/31/23 00:01
Cleanup Method: EPA 3665A
Cleanup Date: 01/31/23
Cleanup Method: EPA 3660B
Cleanup Date: 01/31/23

| Parameter | Result | Qualifier | Units | RL | MDL | Dilution Factor | Column |
|---|---|---|---|---|---|---|---|
| Polychlorinated Biphenyls by GC - Westborough Lab | | | | | | | |
| Aroclor 1016 | ND | | ug/kg | 37.9 | 3.36 | 1 | A |
| Aroclor 1221 | ND | | ug/kg | 37.9 | 3.80 | 1 | A |
| Aroclor 1232 | ND | | ug/kg | 37.9 | 8.04 | 1 | A |
| Aroclor 1242 | ND | | ug/kg | 37.9 | 5.11 | 1 | A |
| Aroclor 1248 | ND | | ug/kg | 37.9 | 5.68 | 1 | A |
| Aroclor 1254 | ND | | ug/kg | 37.9 | 4.15 | 1 | A |
| Aroclor 1260 | ND | | ug/kg | 37.9 | 7.00 | 1 | A |
| Aroclor 1262 | ND | | ug/kg | 37.9 | 4.81 | 1 | A |
| Aroclor 1268 | ND | | ug/kg | 37.9 | 3.93 | 1 | A |
| PCBs, Total | ND | | ug/kg | 37.9 | 3.36 | 1 | A |

| Surrogate | % Recovery | Qualifier | Acceptance Criteria | Column |
|---|---|---|---|---|
| 2,4,5,6-Tetrachloro-m-xylene | 81 | | 30-150 | A |
| Decachlorobiphenyl | 74 | | 30-150 | A |
| 2,4,5,6-Tetrachloro-m-xylene | 81 | | 30-150 | B |
| Decachlorobiphenyl | 82 | | 30-150 | B |

**Project Name:** NORTH MAIN STREET SITE
**Project Number:** 12814 PHASE 2
**Lab Number:** L2304628
**Report Date:** 02/13/23

## SAMPLE RESULTS

Lab ID: L2304628-03
Client ID: SB-206 (5.5-6)
Sample Location: 128-158 NORTH MAIN ST. PORT CHESTER NY

Date Collected: 01/26/23 10:00
Date Received: 01/26/23
Field Prep: Not Specified

Sample Depth:
Matrix: Soil
Analytical Method: 1,8082A
Analytical Date: 01/31/23 23:48
Analyst: JM
Percent Solids: 97%

Extraction Method: EPA 3546
Extraction Date: 01/31/23 00:01
Cleanup Method: EPA 3665A
Cleanup Date: 01/31/23
Cleanup Method: EPA 3660B
Cleanup Date: 01/31/23

| Parameter | Result | Qualifier | Units | RL | MDL | Dilution Factor | Column |
|---|---|---|---|---|---|---|---|
| Polychlorinated Biphenyls by GC - Westborough Lab | | | | | | | |
| Aroclor 1016 | ND | | ug/kg | 32.4 | 2.88 | 1 | A |
| Aroclor 1221 | ND | | ug/kg | 32.4 | 3.25 | 1 | A |
| Aroclor 1232 | ND | | ug/kg | 32.4 | 6.87 | 1 | A |
| Aroclor 1242 | ND | | ug/kg | 32.4 | 4.37 | 1 | A |
| Aroclor 1248 | ND | | ug/kg | 32.4 | 4.86 | 1 | A |
| Aroclor 1254 | ND | | ug/kg | 32.4 | 3.54 | 1 | A |
| Aroclor 1260 | ND | | ug/kg | 32.4 | 5.99 | 1 | A |
| Aroclor 1262 | ND | | ug/kg | 32.4 | 4.11 | 1 | A |
| Aroclor 1268 | ND | | ug/kg | 32.4 | 3.36 | 1 | A |
| PCBs, Total | ND | | ug/kg | 32.4 | 2.88 | 1 | A |

| Surrogate | % Recovery | Qualifier | Acceptance Criteria | Column |
|---|---|---|---|---|
| 2,4,5,6-Tetrachloro-m-xylene | 80 | | 30-150 | A |
| Decachlorobiphenyl | 72 | | 30-150 | A |
| 2,4,5,6-Tetrachloro-m-xylene | 82 | | 30-150 | B |
| Decachlorobiphenyl | 82 | | 30-150 | B |

**Project Name:** NORTH MAIN STREET SITE
**Project Number:** 12814 PHASE 2

**Lab Number:** L2304628
**Report Date:** 02/13/23

# Method Blank Analysis
## Batch Quality Control

Analytical Method: 1,8082A
Analytical Date: 01/30/23 21:11
Analyst: JM

Extraction Method: EPA 3546
Extraction Date: 01/30/23 01:27
Cleanup Method: EPA 3665A
Cleanup Date: 01/30/23
Cleanup Method: EPA 3660B
Cleanup Date: 01/30/23

| Parameter | Result | Qualifier | Units | RL | MDL | Column |
|---|---|---|---|---|---|---|
| Polychlorinated Biphenyls by GC - Westborough Lab for sample(s): 01-03 Batch: WG1738595-1 | | | | | | |
| Aroclor 1016 | ND | | ug/kg | 31.5 | 2.80 | A |
| Aroclor 1221 | ND | | ug/kg | 31.5 | 3.15 | A |
| Aroclor 1232 | ND | | ug/kg | 31.5 | 6.68 | A |
| Aroclor 1242 | ND | | ug/kg | 31.5 | 4.24 | A |
| Aroclor 1248 | ND | | ug/kg | 31.5 | 4.72 | A |
| Aroclor 1254 | ND | | ug/kg | 31.5 | 3.44 | A |
| Aroclor 1260 | ND | | ug/kg | 31.5 | 5.82 | A |
| Aroclor 1262 | ND | | ug/kg | 31.5 | 4.00 | A |
| Aroclor 1268 | ND | | ug/kg | 31.5 | 3.26 | A |
| PCBs, Total | ND | | ug/kg | 31.5 | 2.80 | A |

| Surrogate | %Recovery | Qualifier | Acceptance Criteria | Column |
|---|---|---|---|---|
| 2,4,5,6-Tetrachloro-m-xylene | 77 | | 30-150 | A |
| Decachlorobiphenyl | 70 | | 30-150 | A |
| 2,4,5,6-Tetrachloro-m-xylene | 74 | | 30-150 | B |
| Decachlorobiphenyl | 57 | | 30-150 | B |

# Lab Control Sample Analysis

## Batch Quality Control

**Project Name:** NORTH MAIN STREET SITE

**Project Number:** 12814 PHASE 2

**Lab Number:** L2304628

**Report Date:** 02/13/23

| Parameter | LCS %Recovery | Qual | LCSD %Recovery | Qual | %Recovery Limits | RPD | Qual | RPD Limits | Column |
|---|---|---|---|---|---|---|---|---|---|
| Polychlorinated Biphenyls by GC - Westborough Lab Associated sample(s): 01-03 Batch: WG1738595-2 WG1738595-3 | | | | | | | | | |
| Aroclor 1016 | 81 | | 84 | | 40-140 | 4 | | 50 | A |
| Aroclor 1260 | 69 | | 69 | | 40-140 | 0 | | 50 | A |

| Surrogate | LCS %Recovery | Qual | LCSD %Recovery | Qual | Acceptance Criteria | Column |
|---|---|---|---|---|---|---|
| 2,4,5,6-Tetrachloro-m-xylene | 83 | | 85 | | 30-150 | A |
| Decachlorobiphenyl | 75 | | 75 | | 30-150 | A |
| 2,4,5,6-Tetrachloro-m-xylene | 74 | | 77 | | 30-150 | B |
| Decachlorobiphenyl | 59 | | 59 | | 30-150 | B |

# PESTICIDES

**Project Name:** NORTH MAIN STREET SITE
**Project Number:** 12814 PHASE 2
**Lab Number:** L2304628
**Report Date:** 02/13/23

## SAMPLE RESULTS

Lab ID: L2304628-01
Client ID: SB-204 (7-7.5)
Sample Location: 128-158 NORTH MAIN ST. PORT CHESTER NY

Date Collected: 01/26/23 10:40
Date Received: 01/26/23
Field Prep: Not Specified

Sample Depth:
Matrix: Soil
Analytical Method: 1,8081B
Analytical Date: 01/31/23 16:01
Analyst: AAR
Percent Solids: 86%

Extraction Method: EPA 3546
Extraction Date: 01/30/23 23:45
Cleanup Method: EPA 3620B
Cleanup Date: 01/31/23

| Parameter | Result | Qualifier | Units | RL | MDL | Dilution Factor | Column |
|---|---|---|---|---|---|---|---|
| Organochlorine Pesticides by GC - Westborough Lab | | | | | | | |
| Delta-BHC | ND | | ug/kg | 1.80 | 0.352 | 1 | A |
| Lindane | ND | | ug/kg | 0.748 | 0.334 | 1 | A |
| Alpha-BHC | ND | | ug/kg | 0.748 | 0.212 | 1 | A |
| Beta-BHC | ND | | ug/kg | 1.80 | 0.681 | 1 | A |
| Heptachlor | ND | | ug/kg | 0.898 | 0.402 | 1 | A |
| Aldrin | ND | | ug/kg | 1.80 | 0.632 | 1 | A |
| Heptachlor epoxide | ND | | ug/kg | 3.37 | 1.01 | 1 | A |
| Endrin | ND | | ug/kg | 0.748 | 0.307 | 1 | A |
| Endrin aldehyde | ND | | ug/kg | 2.24 | 0.786 | 1 | A |
| Endrin ketone | ND | | ug/kg | 1.80 | 0.462 | 1 | A |
| Dieldrin | 1.29 | IP | ug/kg | 1.12 | 0.561 | 1 | B |
| 4,4'-DDE | 0.419 | JIP | ug/kg | 1.80 | 0.415 | 1 | B |
| 4,4'-DDD | ND | | ug/kg | 1.80 | 0.640 | 1 | A |
| 4,4'-DDT | ND | | ug/kg | 1.80 | 1.44 | 1 | A |
| Endosulfan I | ND | | ug/kg | 1.80 | 0.424 | 1 | A |
| Endosulfan II | ND | | ug/kg | 1.80 | 0.600 | 1 | A |
| Endosulfan sulfate | ND | | ug/kg | 0.748 | 0.356 | 1 | A |
| Methoxychlor | ND | | ug/kg | 3.37 | 1.05 | 1 | A |
| Toxaphene | ND | | ug/kg | 33.7 | 9.43 | 1 | A |
| cis-Chlordane | 1.40 | J | ug/kg | 2.24 | 0.626 | 1 | A |
| trans-Chlordane | 0.652 | JIP | ug/kg | 2.24 | 0.593 | 1 | B |
| Chlordane | ND | | ug/kg | 15.0 | 5.95 | 1 | A |

**Project Name:** NORTH MAIN STREET SITE **Lab Number:** L2304628

**Project Number:** 12814 PHASE 2 **Report Date:** 02/13/23

## SAMPLE RESULTS

| | | | |
|---|---|---|---|
| Lab ID: | L2304628-01 | Date Collected: | 01/26/23 10:40 |
| Client ID: | SB-204 (7-7.5) | Date Received: | 01/26/23 |
| Sample Location: | 128-158 NORTH MAIN ST. PORT CHESTER NY | Field Prep: | Not Specified |

Sample Depth:

| Parameter | Result | Qualifier | Units | RL | MDL | Dilution Factor | Column |
|---|---|---|---|---|---|---|---|
| Organochlorine Pesticides by GC - Westborough Lab | | | | | | | |

| Surrogate | % Recovery | Qualifier | Acceptance Criteria | Column |
|---|---|---|---|---|
| 2,4,5,6-Tetrachloro-m-xylene | 84 | | 30-150 | A |
| Decachlorobiphenyl | 48 | | 30-150 | A |
| 2,4,5,6-Tetrachloro-m-xylene | 77 | | 30-150 | B |
| Decachlorobiphenyl | 88 | | 30-150 | B |

**Project Name:** NORTH MAIN STREET SITE
**Project Number:** 12814 PHASE 2
**Lab Number:** L2304628
**Report Date:** 02/13/23

## SAMPLE RESULTS

Lab ID: L2304628-02
Client ID: SB-205 (2.5-3)
Sample Location: 128-158 NORTH MAIN ST. PORT CHESTER NY

Date Collected: 01/26/23 12:50
Date Received: 01/26/23
Field Prep: Not Specified

Sample Depth:
Matrix: Soil
Analytical Method: 1,8081B
Analytical Date: 01/31/23 16:13
Analyst: AAR
Percent Solids: 85%

Extraction Method: EPA 3546
Extraction Date: 01/30/23 23:45
Cleanup Method: EPA 3620B
Cleanup Date: 01/31/23

| Parameter | Result | Qualifier | Units | RL | MDL | Dilution Factor | Column |
|---|---|---|---|---|---|---|---|
| Organochlorine Pesticides by GC - Westborough Lab | | | | | | | |
| Delta-BHC | ND | | ug/kg | 1.84 | 0.360 | 1 | A |
| Lindane | ND | | ug/kg | 0.765 | 0.342 | 1 | A |
| Alpha-BHC | ND | | ug/kg | 0.765 | 0.217 | 1 | A |
| Beta-BHC | ND | | ug/kg | 1.84 | 0.696 | 1 | A |
| Heptachlor | ND | | ug/kg | 0.918 | 0.412 | 1 | A |
| Aldrin | ND | | ug/kg | 1.84 | 0.647 | 1 | A |
| Heptachlor epoxide | ND | | ug/kg | 3.44 | 1.03 | 1 | A |
| Endrin | ND | | ug/kg | 0.765 | 0.314 | 1 | A |
| Endrin aldehyde | ND | | ug/kg | 2.30 | 0.804 | 1 | A |
| Endrin ketone | ND | | ug/kg | 1.84 | 0.473 | 1 | A |
| Dieldrin | ND | | ug/kg | 1.15 | 0.574 | 1 | A |
| 4,4'-DDE | ND | | ug/kg | 1.84 | 0.425 | 1 | A |
| 4,4'-DDD | ND | | ug/kg | 1.84 | 0.655 | 1 | A |
| 4,4'-DDT | ND | | ug/kg | 1.84 | 1.48 | 1 | A |
| Endosulfan I | ND | | ug/kg | 1.84 | 0.434 | 1 | A |
| Endosulfan II | ND | | ug/kg | 1.84 | 0.614 | 1 | A |
| Endosulfan sulfate | ND | | ug/kg | 0.765 | 0.364 | 1 | A |
| Methoxychlor | ND | | ug/kg | 3.44 | 1.07 | 1 | A |
| Toxaphene | ND | | ug/kg | 34.4 | 9.64 | 1 | A |
| cis-Chlordane | ND | | ug/kg | 2.30 | 0.640 | 1 | A |
| trans-Chlordane | ND | | ug/kg | 2.30 | 0.606 | 1 | A |
| Chlordane | ND | | ug/kg | 15.3 | 6.08 | 1 | A |

**Project Name:** NORTH MAIN STREET SITE **Lab Number:** L2304628

**Project Number:** 12814 PHASE 2 **Report Date:** 02/13/23

## SAMPLE RESULTS

| | | | |
|---|---|---|---|
| Lab ID: | L2304628-02 | Date Collected: | 01/26/23 12:50 |
| Client ID: | SB-205 (2.5-3) | Date Received: | 01/26/23 |
| Sample Location: | 128-158 NORTH MAIN ST. PORT CHESTER NY | Field Prep: | Not Specified |

Sample Depth:

| Parameter | Result | Qualifier | Units | RL | MDL | Dilution Factor | Column |
|---|---|---|---|---|---|---|---|
| Organochlorine Pesticides by GC - Westborough Lab | | | | | | | |

| Surrogate | % Recovery | Qualifier | Acceptance Criteria | Column |
|---|---|---|---|---|
| 2,4,5,6-Tetrachloro-m-xylene | 88 | | 30-150 | A |
| Decachlorobiphenyl | 54 | | 30-150 | A |
| 2,4,5,6-Tetrachloro-m-xylene | 79 | | 30-150 | B |
| Decachlorobiphenyl | 96 | | 30-150 | B |

**Project Name:** NORTH MAIN STREET SITE
**Project Number:** 12814 PHASE 2
**Lab Number:** L2304628
**Report Date:** 02/13/23

## SAMPLE RESULTS

Lab ID: L2304628-03
Client ID: SB-206 (5.5-6)
Sample Location: 128-158 NORTH MAIN ST. PORT CHESTER NY

Date Collected: 01/26/23 10:00
Date Received: 01/26/23
Field Prep: Not Specified

Sample Depth:
Matrix: Soil
Analytical Method: 1,8081B
Analytical Date: 01/31/23 16:26
Analyst: AAR
Percent Solids: 97%

Extraction Method: EPA 3546
Extraction Date: 01/30/23 23:45
Cleanup Method: EPA 3620B
Cleanup Date: 01/31/23

| Parameter | Result | Qualifier | Units | RL | MDL | Dilution Factor | Column |
|---|---|---|---|---|---|---|---|
| Organochlorine Pesticides by GC - Westborough Lab | | | | | | | |
| Delta-BHC | ND | | ug/kg | 1.58 | 0.309 | 1 | A |
| Lindane | ND | | ug/kg | 0.658 | 0.294 | 1 | A |
| Alpha-BHC | ND | | ug/kg | 0.658 | 0.187 | 1 | A |
| Beta-BHC | ND | | ug/kg | 1.58 | 0.599 | 1 | A |
| Heptachlor | ND | | ug/kg | 0.790 | 0.354 | 1 | A |
| Aldrin | ND | | ug/kg | 1.58 | 0.556 | 1 | A |
| Heptachlor epoxide | ND | | ug/kg | 2.96 | 0.889 | 1 | A |
| Endrin | ND | | ug/kg | 0.658 | 0.270 | 1 | A |
| Endrin aldehyde | ND | | ug/kg | 1.98 | 0.691 | 1 | A |
| Endrin ketone | ND | | ug/kg | 1.58 | 0.407 | 1 | A |
| Dieldrin | ND | | ug/kg | 0.988 | 0.494 | 1 | A |
| 4,4'-DDE | 0.807 | J | ug/kg | 1.58 | 0.365 | 1 | A |
| 4,4'-DDD | ND | | ug/kg | 1.58 | 0.564 | 1 | A |
| 4,4'-DDT | 2.06 | | ug/kg | 1.58 | 1.27 | 1 | B |
| Endosulfan I | ND | | ug/kg | 1.58 | 0.373 | 1 | A |
| Endosulfan II | ND | | ug/kg | 1.58 | 0.528 | 1 | A |
| Endosulfan sulfate | ND | | ug/kg | 0.658 | 0.313 | 1 | A |
| Methoxychlor | ND | | ug/kg | 2.96 | 0.922 | 1 | A |
| Toxaphene | ND | | ug/kg | 29.6 | 8.30 | 1 | A |
| cis-Chlordane | 2.54 | | ug/kg | 1.98 | 0.550 | 1 | A |
| trans-Chlordane | 2.08 | IP | ug/kg | 1.98 | 0.521 | 1 | B |
| Chlordane | 12.5 | J | ug/kg | 13.2 | 5.23 | 1 | A |

**Project Name:** NORTH MAIN STREET SITE **Lab Number:** L2304628

**Project Number:** 12814 PHASE 2 **Report Date:** 02/13/23

## SAMPLE RESULTS

| | | | |
|---|---|---|---|
| Lab ID: | L2304628-03 | Date Collected: | 01/26/23 10:00 |
| Client ID: | SB-206 (5.5-6) | Date Received: | 01/26/23 |
| Sample Location: | 128-158 NORTH MAIN ST. PORT CHESTER NY | Field Prep: | Not Specified |

Sample Depth:

| Parameter | Result | Qualifier | Units | RL | MDL | Dilution Factor | Column |
|---|---|---|---|---|---|---|---|
| Organochlorine Pesticides by GC - Westborough Lab | | | | | | | |

| Surrogate | % Recovery | Qualifier | Acceptance Criteria | Column |
|---|---|---|---|---|
| 2,4,5,6-Tetrachloro-m-xylene | 95 | | 30-150 | A |
| Decachlorobiphenyl | 60 | | 30-150 | A |
| 2,4,5,6-Tetrachloro-m-xylene | 86 | | 30-150 | B |
| Decachlorobiphenyl | 102 | | 30-150 | B |

**Project Name:** NORTH MAIN STREET SITE
**Project Number:** 12814 PHASE 2

**Lab Number:** L2304628
**Report Date:** 02/13/23

# Method Blank Analysis
## Batch Quality Control

Analytical Method: 1,8081B
Analytical Date: 01/31/23 11:18
Analyst: AAR

Extraction Method: EPA 3546
Extraction Date: 01/30/23 00:10
Cleanup Method: EPA 3620B
Cleanup Date: 01/30/23
Cleanup Method: EPA 3660B
Cleanup Date: 01/31/23

| Parameter | Result | Qualifier | Units | RL | MDL | Column |
|---|---|---|---|---|---|---|
| Organochlorine Pesticides by GC - Westborough Lab for sample(s): 01-03 Batch: WG1738591-1 | | | | | | |
| Delta-BHC | ND | | ug/kg | 1.52 | 0.297 | A |
| Lindane | ND | | ug/kg | 0.632 | 0.282 | A |
| Alpha-BHC | ND | | ug/kg | 0.632 | 0.179 | A |
| Beta-BHC | ND | | ug/kg | 1.52 | 0.575 | A |
| Heptachlor | ND | | ug/kg | 0.758 | 0.340 | A |
| Aldrin | ND | | ug/kg | 1.52 | 0.534 | A |
| Heptachlor epoxide | ND | | ug/kg | 2.84 | 0.853 | A |
| Endrin | ND | | ug/kg | 0.632 | 0.259 | A |
| Endrin aldehyde | ND | | ug/kg | 1.90 | 0.663 | A |
| Endrin ketone | ND | | ug/kg | 1.52 | 0.390 | A |
| Dieldrin | ND | | ug/kg | 0.948 | 0.474 | A |
| 4,4'-DDE | ND | | ug/kg | 1.52 | 0.351 | A |
| 4,4'-DDD | ND | | ug/kg | 1.52 | 0.541 | A |
| 4,4'-DDT | ND | | ug/kg | 1.52 | 1.22 | A |
| Endosulfan I | ND | | ug/kg | 1.52 | 0.358 | A |
| Endosulfan II | ND | | ug/kg | 1.52 | 0.507 | A |
| Endosulfan sulfate | ND | | ug/kg | 0.632 | 0.301 | A |
| Methoxychlor | ND | | ug/kg | 2.84 | 0.884 | A |
| Toxaphene | ND | | ug/kg | 28.4 | 7.96 | A |
| cis-Chlordane | ND | | ug/kg | 1.90 | 0.528 | A |
| trans-Chlordane | ND | | ug/kg | 1.90 | 0.500 | A |
| Chlordane | ND | | ug/kg | 12.6 | 5.02 | A |

**Project Name:** NORTH MAIN STREET SITE
**Project Number:** 12814 PHASE 2

**Lab Number:** L2304628
**Report Date:** 02/13/23

# Method Blank Analysis
## Batch Quality Control

Analytical Method: 1,8081B
Analytical Date: 01/31/23 11:18
Analyst: AAR

Extraction Method: EPA 3546
Extraction Date: 01/30/23 00:10
Cleanup Method: EPA 3620B
Cleanup Date: 01/30/23
Cleanup Method: EPA 3660B
Cleanup Date: 01/31/23

| Parameter | Result | Qualifier | Units | RL | MDL | Column |
|---|---|---|---|---|---|---|
| Organochlorine Pesticides by GC - Westborough Lab for sample(s): 01-03 Batch: WG1738591-1 | | | | | | |

| Surrogate | %Recovery | Qualifier | Acceptance Criteria | Column |
|---|---|---|---|---|
| 2,4,5,6-Tetrachloro-m-xylene | 85 | | 30-150 | A |
| Decachlorobiphenyl | 79 | | 30-150 | A |
| 2,4,5,6-Tetrachloro-m-xylene | 84 | | 30-150 | B |
| Decachlorobiphenyl | 74 | | 30-150 | B |

# Lab Control Sample Analysis
## Batch Quality Control

**Project Name:** NORTH MAIN STREET SITE
**Project Number:** 12814 PHASE 2

**Lab Number:** L2304628
**Report Date:** 02/13/23

| Parameter | LCS %Recovery | Qual | LCSD %Recovery | Qual | %Recovery Limits | RPD | Qual | RPD Limits | Column |
|---|---|---|---|---|---|---|---|---|---|
| Organochlorine Pesticides by GC - Westborough Lab Associated sample(s): 01-03 Batch: WG1738591-2 WG1738591-3 | | | | | | | | | |
| Delta-BHC | 62 | | 58 | | 30-150 | 7 | | 30 | A |
| Lindane | 86 | | 80 | | 30-150 | 7 | | 30 | A |
| Alpha-BHC | 88 | | 81 | | 30-150 | 8 | | 30 | A |
| Beta-BHC | 94 | | 85 | | 30-150 | 10 | | 30 | A |
| Heptachlor | 91 | | 83 | | 30-150 | 9 | | 30 | A |
| Aldrin | 86 | | 81 | | 30-150 | 6 | | 30 | A |
| Heptachlor epoxide | 65 | | 59 | | 30-150 | 10 | | 30 | A |
| Endrin | 85 | | 81 | | 30-150 | 5 | | 30 | A |
| Endrin aldehyde | 51 | | 49 | | 30-150 | 4 | | 30 | A |
| Endrin ketone | 81 | | 76 | | 30-150 | 6 | | 30 | A |
| Dieldrin | 86 | | 83 | | 30-150 | 4 | | 30 | A |
| 4,4'-DDE | 83 | | 81 | | 30-150 | 2 | | 30 | A |
| 4,4'-DDD | 91 | | 85 | | 30-150 | 7 | | 30 | A |
| 4,4'-DDT | 89 | | 82 | | 30-150 | 8 | | 30 | A |
| Endosulfan I | 83 | | 82 | | 30-150 | 1 | | 30 | A |
| Endosulfan II | 88 | | 81 | | 30-150 | 8 | | 30 | A |
| Endosulfan sulfate | 68 | | 62 | | 30-150 | 9 | | 30 | A |
| Methoxychlor | 84 | | 78 | | 30-150 | 7 | | 30 | A |
| cis-Chlordane | 74 | | 70 | | 30-150 | 6 | | 30 | A |
| trans-Chlordane | 97 | | 90 | | 30-150 | 7 | | 30 | A |

# Lab Control Sample Analysis

## Batch Quality Control

**Project Name:** NORTH MAIN STREET SITE

**Project Number:** 12814 PHASE 2

**Lab Number:** L2304628

**Report Date:** 02/13/23

| Parameter | LCS %Recovery | Qual | LCSD %Recovery | Qual | %Recovery Limits | RPD | Qual | RPD Limits |
|---|---|---|---|---|---|---|---|---|
| Organochlorine Pesticides by GC - Westborough Lab Associated sample(s): 01-03 Batch: WG1738591-2 WG1738591-3 | | | | | | | | |

| Surrogate | LCS %Recovery | Qual | LCSD %Recovery | Qual | Acceptance Criteria | Column |
|---|---|---|---|---|---|---|
| 2,4,5,6-Tetrachloro-m-xylene | 76 | | 71 | | 30-150 | A |
| Decachlorobiphenyl | 77 | | 75 | | 30-150 | A |
| 2,4,5,6-Tetrachloro-m-xylene | 76 | | 72 | | 30-150 | B |
| Decachlorobiphenyl | 72 | | 64 | | 30-150 | B |

# METALS

**Project Name:** NORTH MAIN STREET SITE
**Lab Number:** L2304628
**Project Number:** 12814 PHASE 2
**Report Date:** 02/13/23

## SAMPLE RESULTS

Lab ID: L2304628-01
Client ID: SB-204 (7-7.5)
Sample Location: 128-158 NORTH MAIN ST. PORT CHESTER NY

Date Collected: 01/26/23 10:40
Date Received: 01/26/23
Field Prep: Not Specified

Sample Depth:
Matrix: Soil
Percent Solids: 86%

| Parameter | Result | Qualifier | Units | RL | MDL | Dilution Factor | Date Prepared | Date Analyzed | Prep Method | Analytical Method | Analyst |
|---|---|---|---|---|---|---|---|---|---|---|---|
| **Total Metals - Mansfield Lab** | | | | | | | | | | | |
| Aluminum, Total | 12700 | | mg/kg | 9.06 | 2.44 | 2 | 01/31/23 21:04 | 02/01/23 17:20 | EPA 3050B | 1,6010D | AMW |
| Antimony, Total | ND | | mg/kg | 4.53 | 0.344 | 2 | 01/31/23 21:04 | 02/01/23 17:20 | EPA 3050B | 1,6010D | AMW |
| Arsenic, Total | 6.32 | | mg/kg | 0.906 | 0.188 | 2 | 01/31/23 21:04 | 02/01/23 17:20 | EPA 3050B | 1,6010D | AMW |
| Barium, Total | 98.6 | | mg/kg | 0.906 | 0.158 | 2 | 01/31/23 21:04 | 02/01/23 17:20 | EPA 3050B | 1,6010D | AMW |
| Beryllium, Total | 0.085 | J | mg/kg | 0.453 | 0.030 | 2 | 01/31/23 21:04 | 02/01/23 17:20 | EPA 3050B | 1,6010D | AMW |
| Cadmium, Total | 0.224 | J | mg/kg | 0.906 | 0.089 | 2 | 01/31/23 21:04 | 02/01/23 17:20 | EPA 3050B | 1,6010D | AMW |
| Calcium, Total | 17200 | | mg/kg | 9.06 | 3.17 | 2 | 01/31/23 21:04 | 02/01/23 17:20 | EPA 3050B | 1,6010D | AMW |
| Chromium, Total | 20.9 | | mg/kg | 0.906 | 0.087 | 2 | 01/31/23 21:04 | 02/01/23 17:20 | EPA 3050B | 1,6010D | AMW |
| Cobalt, Total | 9.15 | | mg/kg | 1.81 | 0.150 | 2 | 01/31/23 21:04 | 02/01/23 17:20 | EPA 3050B | 1,6010D | AMW |
| Copper, Total | 21.6 | | mg/kg | 0.906 | 0.234 | 2 | 01/31/23 21:04 | 02/01/23 17:20 | EPA 3050B | 1,6010D | AMW |
| Iron, Total | 19100 | | mg/kg | 4.53 | 0.818 | 2 | 01/31/23 21:04 | 02/01/23 17:20 | EPA 3050B | 1,6010D | AMW |
| Lead, Total | 310 | | mg/kg | 2.31 | 0.124 | 1 | 02/01/23 20:45 | 02/02/23 09:32 | EPA 3050B | 1,6010D | JMF |
| Magnesium, Total | 5250 | | mg/kg | 9.06 | 1.39 | 2 | 01/31/23 21:04 | 02/01/23 17:20 | EPA 3050B | 1,6010D | AMW |
| Manganese, Total | 478 | | mg/kg | 0.906 | 0.144 | 2 | 01/31/23 21:04 | 02/01/23 17:20 | EPA 3050B | 1,6010D | AMW |
| Mercury, Total | 0.450 | | mg/kg | 0.074 | 0.048 | 1 | 01/31/23 22:13 | 02/02/23 09:01 | EPA 7471B | 1,7471B | DMB |
| Nickel, Total | 19.2 | | mg/kg | 2.26 | 0.219 | 2 | 01/31/23 21:04 | 02/01/23 17:20 | EPA 3050B | 1,6010D | AMW |
| Potassium, Total | 1440 | | mg/kg | 226 | 13.0 | 2 | 01/31/23 21:04 | 02/01/23 17:20 | EPA 3050B | 1,6010D | AMW |
| Selenium, Total | 0.998 | J | mg/kg | 1.81 | 0.234 | 2 | 01/31/23 21:04 | 02/01/23 17:20 | EPA 3050B | 1,6010D | AMW |
| Silver, Total | ND | | mg/kg | 0.453 | 0.256 | 2 | 01/31/23 21:04 | 02/01/23 17:20 | EPA 3050B | 1,6010D | AMW |
| Sodium, Total | 214 | | mg/kg | 181 | 2.85 | 2 | 01/31/23 21:04 | 02/01/23 17:20 | EPA 3050B | 1,6010D | AMW |
| Thallium, Total | ND | | mg/kg | 1.81 | 0.285 | 2 | 01/31/23 21:04 | 02/01/23 17:20 | EPA 3050B | 1,6010D | AMW |
| Vanadium, Total | 25.3 | | mg/kg | 0.906 | 0.184 | 2 | 01/31/23 21:04 | 02/01/23 17:20 | EPA 3050B | 1,6010D | AMW |
| Zinc, Total | 123 | | mg/kg | 4.53 | 0.265 | 2 | 01/31/23 21:04 | 02/01/23 17:20 | EPA 3050B | 1,6010D | AMW |

**Project Name:** NORTH MAIN STREET SITE
**Project Number:** 12814 PHASE 2
**Lab Number:** L2304628
**Report Date:** 02/13/23

## SAMPLE RESULTS

Lab ID: L2304628-02
Client ID: SB-205 (2.5-3)
Sample Location: 128-158 NORTH MAIN ST. PORT CHESTER NY

Date Collected: 01/26/23 12:50
Date Received: 01/26/23
Field Prep: Not Specified

Sample Depth:
Matrix: Soil
Percent Solids: 85%

| Parameter | Result | Qualifier | Units | RL | MDL | Dilution Factor | Date Prepared | Date Analyzed | Prep Method | Analytical Method | Analyst |
|---|---|---|---|---|---|---|---|---|---|---|---|
| **Total Metals - Mansfield Lab** | | | | | | | | | | | |
| Aluminum, Total | 16700 | | mg/kg | 9.13 | 2.46 | 2 | 01/31/23 21:04 | 02/01/23 17:25 | EPA 3050B | 1,6010D | AMW |
| Antimony, Total | ND | | mg/kg | 4.56 | 0.347 | 2 | 01/31/23 21:04 | 02/01/23 17:25 | EPA 3050B | 1,6010D | AMW |
| Arsenic, Total | 3.91 | | mg/kg | 0.913 | 0.190 | 2 | 01/31/23 21:04 | 02/01/23 17:25 | EPA 3050B | 1,6010D | AMW |
| Barium, Total | 66.3 | | mg/kg | 0.913 | 0.159 | 2 | 01/31/23 21:04 | 02/01/23 17:25 | EPA 3050B | 1,6010D | AMW |
| Beryllium, Total | 0.301 | J | mg/kg | 0.456 | 0.030 | 2 | 01/31/23 21:04 | 02/01/23 17:25 | EPA 3050B | 1,6010D | AMW |
| Cadmium, Total | ND | | mg/kg | 0.913 | 0.089 | 2 | 01/31/23 21:04 | 02/01/23 17:25 | EPA 3050B | 1,6010D | AMW |
| Calcium, Total | 1250 | | mg/kg | 9.13 | 3.19 | 2 | 01/31/23 21:04 | 02/01/23 17:25 | EPA 3050B | 1,6010D | AMW |
| Chromium, Total | 19.2 | | mg/kg | 0.913 | 0.088 | 2 | 01/31/23 21:04 | 02/01/23 17:25 | EPA 3050B | 1,6010D | AMW |
| Cobalt, Total | 11.0 | | mg/kg | 1.82 | 0.152 | 2 | 01/31/23 21:04 | 02/01/23 17:25 | EPA 3050B | 1,6010D | AMW |
| Copper, Total | 13.4 | | mg/kg | 0.913 | 0.235 | 2 | 01/31/23 21:04 | 02/01/23 17:25 | EPA 3050B | 1,6010D | AMW |
| Iron, Total | 21300 | | mg/kg | 4.56 | 0.824 | 2 | 01/31/23 21:04 | 02/01/23 17:25 | EPA 3050B | 1,6010D | AMW |
| Lead, Total | 11.0 | | mg/kg | 2.33 | 0.125 | 1 | 02/01/23 20:45 | 02/02/23 09:19 | EPA 3050B | 1,6010D | JMF |
| Magnesium, Total | 3100 | | mg/kg | 9.13 | 1.40 | 2 | 01/31/23 21:04 | 02/01/23 17:25 | EPA 3050B | 1,6010D | AMW |
| Manganese, Total | 639 | | mg/kg | 0.913 | 0.145 | 2 | 01/31/23 21:04 | 02/01/23 17:25 | EPA 3050B | 1,6010D | AMW |
| Mercury, Total | 0.074 | J | mg/kg | 0.080 | 0.052 | 1 | 01/31/23 22:13 | 02/02/23 09:04 | EPA 7471B | 1,7471B | DMB |
| Nickel, Total | 16.0 | | mg/kg | 2.28 | 0.221 | 2 | 01/31/23 21:04 | 02/01/23 17:25 | EPA 3050B | 1,6010D | AMW |
| Potassium, Total | 805 | | mg/kg | 228 | 13.1 | 2 | 01/31/23 21:04 | 02/01/23 17:25 | EPA 3050B | 1,6010D | AMW |
| Selenium, Total | 0.939 | J | mg/kg | 1.82 | 0.235 | 2 | 01/31/23 21:04 | 02/01/23 17:25 | EPA 3050B | 1,6010D | AMW |
| Silver, Total | ND | | mg/kg | 0.456 | 0.258 | 2 | 01/31/23 21:04 | 02/01/23 17:25 | EPA 3050B | 1,6010D | AMW |
| Sodium, Total | 144 | J | mg/kg | 182 | 2.88 | 2 | 01/31/23 21:04 | 02/01/23 17:25 | EPA 3050B | 1,6010D | AMW |
| Thallium, Total | ND | | mg/kg | 1.82 | 0.288 | 2 | 01/31/23 21:04 | 02/01/23 17:25 | EPA 3050B | 1,6010D | AMW |
| Vanadium, Total | 30.9 | | mg/kg | 0.913 | 0.185 | 2 | 01/31/23 21:04 | 02/01/23 17:25 | EPA 3050B | 1,6010D | AMW |
| Zinc, Total | 44.1 | | mg/kg | 4.56 | 0.267 | 2 | 01/31/23 21:04 | 02/01/23 17:25 | EPA 3050B | 1,6010D | AMW |

**Project Name:** NORTH MAIN STREET SITE **Lab Number:** L2304628

**Project Number:** 12814 PHASE 2 **Report Date:** 02/13/23

**SAMPLE RESULTS**

Lab ID: L2304628-03 Date Collected: 01/26/23 10:00

Client ID: SB-206 (5.5-6) Date Received: 01/26/23

Sample Location: 128-158 NORTH MAIN ST. PORT CHESTER NY Field Prep: Not Specified

Sample Depth:

Matrix: Soil

Percent Solids: 97%

| Parameter | Result | Qualifier | Units | RL | MDL | Dilution Factor | Date Prepared | Date Analyzed | Prep Method | Analytical Method | Analyst |
|---|---|---|---|---|---|---|---|---|---|---|---|
| **Total Metals - Mansfield Lab** | | | | | | | | | | | |
| Aluminum, Total | 5220 | | mg/kg | 7.79 | 2.10 | 2 | 01/31/23 21:04 | 02/01/23 14:27 | EPA 3050B | 1,6010D | AMW |
| Antimony, Total | ND | | mg/kg | 3.90 | 0.296 | 2 | 01/31/23 21:04 | 02/01/23 15:58 | EPA 3050B | 1,6010D | AMW |
| Arsenic, Total | 1.09 | | mg/kg | 0.779 | 0.162 | 2 | 01/31/23 21:04 | 02/01/23 14:27 | EPA 3050B | 1,6010D | AMW |
| Barium, Total | 37.5 | | mg/kg | 0.779 | 0.136 | 2 | 01/31/23 21:04 | 02/01/23 14:27 | EPA 3050B | 1,6010D | AMW |
| Beryllium, Total | ND | | mg/kg | 0.390 | 0.026 | 2 | 01/31/23 21:04 | 02/01/23 14:27 | EPA 3050B | 1,6010D | AMW |
| Cadmium, Total | ND | | mg/kg | 0.779 | 0.076 | 2 | 01/31/23 21:04 | 02/01/23 14:27 | EPA 3050B | 1,6010D | AMW |
| Calcium, Total | 1170 | | mg/kg | 7.79 | 2.73 | 2 | 01/31/23 21:04 | 02/01/23 14:27 | EPA 3050B | 1,6010D | AMW |
| Chromium, Total | 9.50 | | mg/kg | 0.779 | 0.075 | 2 | 01/31/23 21:04 | 02/01/23 14:27 | EPA 3050B | 1,6010D | AMW |
| Cobalt, Total | 5.03 | | mg/kg | 1.56 | 0.129 | 2 | 01/31/23 21:04 | 02/01/23 14:27 | EPA 3050B | 1,6010D | AMW |
| Copper, Total | 17.7 | | mg/kg | 0.779 | 0.201 | 2 | 01/31/23 21:04 | 02/01/23 15:58 | EPA 3050B | 1,6010D | AMW |
| Iron, Total | 9270 | | mg/kg | 3.90 | 0.704 | 2 | 01/31/23 21:04 | 02/01/23 14:27 | EPA 3050B | 1,6010D | AMW |
| Lead, Total | 3.55 | | mg/kg | 1.94 | 0.104 | 1 | 02/01/23 20:45 | 02/02/23 09:23 | EPA 3050B | 1,6010D | JMF |
| Magnesium, Total | 2120 | | mg/kg | 7.79 | 1.20 | 2 | 01/31/23 21:04 | 02/01/23 14:27 | EPA 3050B | 1,6010D | AMW |
| Manganese, Total | 224 | | mg/kg | 0.779 | 0.124 | 2 | 01/31/23 21:04 | 02/01/23 14:27 | EPA 3050B | 1,6010D | AMW |
| Mercury, Total | ND | | mg/kg | 0.068 | 0.044 | 1 | 01/31/23 22:13 | 02/02/23 09:08 | EPA 7471B | 1,7471B | DMB |
| Nickel, Total | 13.9 | | mg/kg | 1.95 | 0.188 | 2 | 01/31/23 21:04 | 02/01/23 14:27 | EPA 3050B | 1,6010D | AMW |
| Potassium, Total | 910 | | mg/kg | 195 | 11.2 | 2 | 01/31/23 21:04 | 02/01/23 14:27 | EPA 3050B | 1,6010D | AMW |
| Selenium, Total | 0.379 | J | mg/kg | 1.56 | 0.201 | 2 | 01/31/23 21:04 | 02/01/23 14:27 | EPA 3050B | 1,6010D | AMW |
| Silver, Total | ND | | mg/kg | 0.390 | 0.220 | 2 | 01/31/23 21:04 | 02/01/23 14:27 | EPA 3050B | 1,6010D | AMW |
| Sodium, Total | 66.8 | J | mg/kg | 156 | 2.45 | 2 | 01/31/23 21:04 | 02/01/23 14:27 | EPA 3050B | 1,6010D | AMW |
| Thallium, Total | ND | | mg/kg | 1.56 | 0.245 | 2 | 01/31/23 21:04 | 02/01/23 14:27 | EPA 3050B | 1,6010D | AMW |
| Vanadium, Total | 11.6 | | mg/kg | 0.779 | 0.158 | 2 | 01/31/23 21:04 | 02/01/23 14:27 | EPA 3050B | 1,6010D | AMW |
| Zinc, Total | 19.5 | | mg/kg | 3.90 | 0.228 | 2 | 01/31/23 21:04 | 02/01/23 15:58 | EPA 3050B | 1,6010D | AMW |

**Project Name:** NORTH MAIN STREET SITE **Lab Number:** L2304628

**Project Number:** 12814 PHASE 2 **Report Date:** 02/13/23

# Method Blank Analysis
# Batch Quality Control

| Parameter | Result | Qualifier | Units | RL | MDL | Dilution Factor | Date Prepared | Date Analyzed | Analytical Method | Analyst |
|---|---|---|---|---|---|---|---|---|---|---|
| Total Metals - Mansfield Lab for sample(s): 01-03 Batch: WG1739143-1 | | | | | | | | | | |
| Aluminum, Total | ND | | mg/kg | 4.00 | 1.08 | 1 | 01/31/23 21:04 | 02/01/23 13:39 | 1,6010D | AMW |
| Antimony, Total | ND | | mg/kg | 2.00 | 0.152 | 1 | 01/31/23 21:04 | 02/01/23 15:49 | 1,6010D | AMW |
| Arsenic, Total | ND | | mg/kg | 0.400 | 0.083 | 1 | 01/31/23 21:04 | 02/01/23 13:39 | 1,6010D | AMW |
| Barium, Total | ND | | mg/kg | 0.400 | 0.070 | 1 | 01/31/23 21:04 | 02/01/23 13:39 | 1,6010D | AMW |
| Beryllium, Total | ND | | mg/kg | 0.200 | 0.013 | 1 | 01/31/23 21:04 | 02/01/23 13:39 | 1,6010D | AMW |
| Cadmium, Total | ND | | mg/kg | 0.400 | 0.039 | 1 | 01/31/23 21:04 | 02/01/23 13:39 | 1,6010D | AMW |
| Calcium, Total | ND | | mg/kg | 4.00 | 1.40 | 1 | 01/31/23 21:04 | 02/01/23 13:39 | 1,6010D | AMW |
| Chromium, Total | 0.063 | J | mg/kg | 0.400 | 0.038 | 1 | 01/31/23 21:04 | 02/01/23 13:39 | 1,6010D | AMW |
| Cobalt, Total | ND | | mg/kg | 0.800 | 0.066 | 1 | 01/31/23 21:04 | 02/01/23 13:39 | 1,6010D | AMW |
| Copper, Total | ND | | mg/kg | 0.400 | 0.103 | 1 | 01/31/23 21:04 | 02/01/23 15:49 | 1,6010D | AMW |
| Iron, Total | 0.502 | J | mg/kg | 2.00 | 0.361 | 1 | 01/31/23 21:04 | 02/01/23 13:39 | 1,6010D | AMW |
| Magnesium, Total | ND | | mg/kg | 4.00 | 0.616 | 1 | 01/31/23 21:04 | 02/01/23 13:39 | 1,6010D | AMW |
| Manganese, Total | ND | | mg/kg | 0.400 | 0.064 | 1 | 01/31/23 21:04 | 02/01/23 13:39 | 1,6010D | AMW |
| Nickel, Total | ND | | mg/kg | 1.00 | 0.097 | 1 | 01/31/23 21:04 | 02/01/23 13:39 | 1,6010D | AMW |
| Potassium, Total | ND | | mg/kg | 100 | 5.76 | 1 | 01/31/23 21:04 | 02/01/23 13:39 | 1,6010D | AMW |
| Selenium, Total | ND | | mg/kg | 0.800 | 0.103 | 1 | 01/31/23 21:04 | 02/01/23 13:39 | 1,6010D | AMW |
| Silver, Total | ND | | mg/kg | 0.200 | 0.113 | 1 | 01/31/23 21:04 | 02/01/23 13:39 | 1,6010D | AMW |
| Sodium, Total | ND | | mg/kg | 80.0 | 1.26 | 1 | 01/31/23 21:04 | 02/01/23 13:39 | 1,6010D | AMW |
| Thallium, Total | ND | | mg/kg | 0.800 | 0.126 | 1 | 01/31/23 21:04 | 02/01/23 13:39 | 1,6010D | AMW |
| Vanadium, Total | ND | | mg/kg | 0.400 | 0.081 | 1 | 01/31/23 21:04 | 02/01/23 13:39 | 1,6010D | AMW |
| Zinc, Total | ND | | mg/kg | 2.00 | 0.117 | 1 | 01/31/23 21:04 | 02/01/23 15:49 | 1,6010D | AMW |

**Prep Information**

Digestion Method: EPA 3050B

| Parameter | Result | Qualifier | Units | RL | MDL | Dilution Factor | Date Prepared | Date Analyzed | Analytical Method | Analyst |
|---|---|---|---|---|---|---|---|---|---|---|
| Total Metals - Mansfield Lab for sample(s): 01-03 Batch: WG1739144-1 | | | | | | | | | | |
| Mercury, Total | ND | | mg/kg | 0.083 | 0.054 | 1 | 01/31/23 22:13 | 02/02/23 08:31 | 1,7471B | DMB |

**Project Name:** NORTH MAIN STREET SITE **Lab Number:** L2304628

**Project Number:** 12814 PHASE 2 **Report Date:** 02/13/23

# Method Blank Analysis
# Batch Quality Control

**Prep Information**

Digestion Method: EPA 7471B

| Parameter | Result | Qualifier | Units | RL | MDL | Dilution Factor | Date Prepared | Date Analyzed | Analytical Method | Analyst |
|---|---|---|---|---|---|---|---|---|---|---|
| Total Metals - Mansfield Lab for sample(s): 01-03 Batch: WG1739853-1 | | | | | | | | | | |
| Lead, Total | ND | | mg/kg | 2.00 | 0.107 | 1 | 02/01/23 20:45 | 02/02/23 07:58 | 1,6010D | JMF |

**Prep Information**

Digestion Method: EPA 3050B

# Lab Control Sample Analysis
## Batch Quality Control

**Project Name:** NORTH MAIN STREET SITE
**Project Number:** 12814 PHASE 2

**Lab Number:** L2304628
**Report Date:** 02/13/23

| Parameter | LCS %Recovery | Qual | LCSD %Recovery | Qual | %Recovery Limits | RPD | Qual | RPD Limits |
|---|---|---|---|---|---|---|---|---|
| Total Metals - Mansfield Lab Associated sample(s): 01-03 Batch: WG1739143-2 SRM Lot Number: D116-540 | | | | | | | | |
| Aluminum, Total | 84 | | - | | 45-155 | - | | |
| Antimony, Total | 156 | | - | | 2-205 | - | | |
| Arsenic, Total | 119 | | - | | 82-119 | - | | |
| Barium, Total | 95 | | - | | 82-118 | - | | |
| Beryllium, Total | 109 | | - | | 82-118 | - | | |
| Cadmium, Total | 111 | | - | | 82-118 | - | | |
| Calcium, Total | 95 | | - | | 81-119 | - | | |
| Chromium, Total | 107 | | - | | 81-118 | - | | |
| Cobalt, Total | 110 | | - | | 83-117 | - | | |
| Copper, Total | 114 | | - | | 83-117 | - | | |
| Iron, Total | 110 | | - | | 58-142 | - | | |
| Magnesium, Total | 94 | | - | | 75-125 | - | | |
| Manganese, Total | 109 | | - | | 82-118 | - | | |
| Nickel, Total | 112 | | - | | 82-118 | - | | |
| Potassium, Total | 94 | | - | | 68-131 | - | | |
| Selenium, Total | 114 | | - | | 78-122 | - | | |
| Silver, Total | 114 | | - | | 79-121 | - | | |
| Sodium, Total | 98 | | - | | 71-130 | - | | |
| Thallium, Total | 118 | | - | | 80-120 | - | | |
| Vanadium, Total | 109 | | - | | 78-122 | - | | |
| Zinc, Total | 113 | | - | | 80-120 | - | | |

# Lab Control Sample Analysis
## Batch Quality Control

**Project Name:** NORTH MAIN STREET SITE
**Project Number:** 12814 PHASE 2

**Lab Number:** L2304628
**Report Date:** 02/13/23

| Parameter | LCS %Recovery | LCSD %Recovery | %Recovery Limits | RPD | RPD Limits |
|---|---|---|---|---|---|
| Total Metals - Mansfield Lab Associated sample(s): 01-03 Batch: WG1739144-2 SRM Lot Number: D116-540 | | | | | |
| Mercury, Total | 103 | - | 58-142 | - | |
| Total Metals - Mansfield Lab Associated sample(s): 01-03 Batch: WG1739853-2 SRM Lot Number: D116-540 | | | | | |
| Lead, Total | 102 | - | 83-117 | - | |

# Matrix Spike Analysis
## Batch Quality Control

**Project Name:** NORTH MAIN STREET SITE
**Project Number:** 12814 PHASE 2

**Lab Number:** L2304628
**Report Date:** 02/13/23

| Parameter | Native Sample | MS Added | MS Found | MS %Recovery | Qual | MSD Found | MSD %Recovery | Qual | Recovery Limits | RPD | Qual | RPD Limits |
|---|---|---|---|---|---|---|---|---|---|---|---|---|
| Total Metals - Mansfield Lab Associated sample(s): 01-03 QC Batch ID: WG1739143-3 QC Sample: L2304597-02 Client ID: MS Sample | | | | | | | | | | | | |
| Aluminum, Total | 23600 | 188 | 27800 | **2230** | Q | - | - | | 75-125 | - | | 20 |
| Antimony, Total | ND | 47 | 20.9 | **44** | Q | - | - | | 75-125 | - | | 20 |
| Arsenic, Total | 1.67 | 11.3 | 12.4 | 95 | | - | - | | 75-125 | - | | 20 |
| Barium, Total | 114 | 188 | 355 | **128** | Q | - | - | | 75-125 | - | | 20 |
| Beryllium, Total | 2.02 | 4.7 | 5.28 | **69** | Q | - | - | | 75-125 | - | | 20 |
| Cadmium, Total | 0.198J | 4.98 | 4.59 | 92 | | - | - | | 75-125 | - | | 20 |
| Calcium, Total | 110000 | 940 | 128000 | **1910** | Q | - | - | | 75-125 | - | | 20 |
| Chromium, Total | 57.1 | 18.8 | 75.8 | 99 | | - | - | | 75-125 | - | | 20 |
| Cobalt, Total | 5.10 | 47 | 45.4 | 86 | | - | - | | 75-125 | - | | 20 |
| Copper, Total | 16.5 | 23.5 | 38.0 | 91 | | - | - | | 75-125 | - | | 20 |
| Iron, Total | 25100 | 94 | 29100 | **4260** | Q | - | - | | 75-125 | - | | 20 |
| Magnesium, Total | 32300 | 940 | 35500 | **340** | Q | - | - | | 75-125 | - | | 20 |
| Manganese, Total | 4140 | 47 | 5720 | **3360** | Q | - | - | | 75-125 | - | | 20 |
| Nickel, Total | 74.3 | 47 | 116 | 89 | | - | - | | 75-125 | - | | 20 |
| Potassium, Total | 1010 | 940 | 1780 | 82 | | - | - | | 75-125 | - | | 20 |
| Selenium, Total | 2.91 | 11.3 | 12.8 | 88 | | - | - | | 75-125 | - | | 20 |
| Silver, Total | ND | 28.2 | 23.6 | 84 | | - | - | | 75-125 | - | | 20 |
| Sodium, Total | 1680 | 940 | 2430 | 80 | | - | - | | 75-125 | - | | 20 |
| Thallium, Total | ND | 11.3 | 6.90 | **61** | Q | - | - | | 75-125 | - | | 20 |
| Vanadium, Total | 140 | 47 | 172 | **68** | Q | - | - | | 75-125 | - | | 20 |
| Zinc, Total | 77.0 | 47 | 138 | **130** | Q | - | - | | 75-125 | - | | 20 |

# Matrix Spike Analysis
## Batch Quality Control

**Project Name:** NORTH MAIN STREET SITE
**Project Number:** 12814 PHASE 2

**Lab Number:** L2304628
**Report Date:** 02/13/23

| Parameter | Native Sample | MS Added | MS Found | MS %Recovery | MSD Found | MSD %Recovery | Recovery Limits | RPD | RPD Limits |
|---|---|---|---|---|---|---|---|---|---|
| Total Metals - Mansfield Lab Associated sample(s): 01-03 QC Batch ID: WG1739144-3 QC Sample: L2304597-02 Client ID: MS Sample | | | | | | | | | |
| Mercury, Total | 0.607 | 1.57 | 2.23 | 103 | - | - | 80-120 | - | 20 |
| Total Metals - Mansfield Lab Associated sample(s): 01-03 QC Batch ID: WG1739853-3 QC Sample: L2304628-01 Client ID: SB-204 (7-7.5) | | | | | | | | | |
| Lead, Total | 310 | 47.7 | 366 | 117 | - | - | 75-125 | - | 20 |

# Lab Duplicate Analysis

***Batch Quality Control***

**Project Name:** NORTH MAIN STREET SITE

**Project Number:** 12814 PHASE 2

***Lab Number:*** L2304628

***Report Date:*** 02/13/23

| Parameter | Native Sample | Duplicate Sample | Units | RPD | Qual | RPD Limits |
|---|---|---|---|---|---|---|
| Total Metals - Mansfield Lab Associated sample(s): 01-03 QC Batch ID: WG1739143-4 QC Sample: L2304597-02 Client ID: DUP Sample | | | | | | |
| Aluminum, Total | 23600 | 23600 | mg/kg | 0 | | 20 |
| Antimony, Total | ND | ND | mg/kg | NC | | 20 |
| Arsenic, Total | 1.67 | 1.83 | mg/kg | 9 | | 20 |
| Barium, Total | 114 | 126 | mg/kg | 10 | | 20 |
| Beryllium, Total | 2.02 | 1.64 | mg/kg | **21** | Q | 20 |
| Cadmium, Total | 0.198J | 0.236J | mg/kg | NC | | 20 |
| Chromium, Total | 57.1 | 85.6 | mg/kg | **40** | Q | 20 |
| Cobalt, Total | 5.10 | 7.33 | mg/kg | **36** | Q | 20 |
| Copper, Total | 16.5 | 24.8 | mg/kg | **40** | Q | 20 |
| Iron, Total | 25100 | 23300 | mg/kg | 7 | | 20 |
| Magnesium, Total | 32300 | 36800 | mg/kg | 13 | | 20 |
| Manganese, Total | 4140 | 4830 | mg/kg | 15 | | 20 |
| Nickel, Total | 74.3 | 117 | mg/kg | **45** | Q | 20 |
| Potassium, Total | 1010 | 993 | mg/kg | 2 | | 20 |
| Selenium, Total | 2.91 | 2.48 | mg/kg | 16 | | 20 |
| Silver, Total | ND | ND | mg/kg | NC | | 20 |
| Sodium, Total | 1680 | 1650 | mg/kg | 2 | | 20 |
| Thallium, Total | ND | ND | mg/kg | NC | | 20 |
| Vanadium, Total | 140 | 172 | mg/kg | **21** | Q | 20 |

# Lab Duplicate Analysis

***Batch Quality Control***

**Project Name:** NORTH MAIN STREET SITE

**Project Number:** 12814 PHASE 2

***Lab Number:*** L2304628

***Report Date:*** 02/13/23

| Parameter | Native Sample | Duplicate Sample | Units | RPD | | RPD Limits |
|---|---|---|---|---|---|---|
| Total Metals - Mansfield Lab Associated sample(s): 01-03 QC Batch ID: WG1739143-4 QC Sample: L2304597-02 Client ID: DUP Sample | | | | | | |
| Zinc, Total | 77.0 | 87.8 | mg/kg | 13 | | 20 |
| Total Metals - Mansfield Lab Associated sample(s): 01-03 QC Batch ID: WG1739143-4 QC Sample: L2304597-02 Client ID: DUP Sample | | | | | | |
| Calcium, Total | 110000 | 132000 | mg/kg | 18 | | 20 |
| Total Metals - Mansfield Lab Associated sample(s): 01-03 QC Batch ID: WG1739144-4 QC Sample: L2304597-02 Client ID: DUP Sample | | | | | | |
| Mercury, Total | 0.607 | 0.387 | mg/kg | **44** | Q | 20 |
| Total Metals - Mansfield Lab Associated sample(s): 01-03 QC Batch ID: WG1739853-4 QC Sample: L2304628-01 Client ID: SB-204 (7-7.5) | | | | | | |
| Lead, Total | 310 | 348 | mg/kg | 12 | | 20 |

**Project Name:** NORTH MAIN STREET SITE
**Project Number:** 12814 PHASE 2

# Lab Serial Dilution Analysis
**Batch Quality Control**

**Lab Number:** L2304628
**Report Date:** 02/13/23

| Parameter | Native Sample | Serial Dilution | Units | % D | Qual | RPD Limits |
|---|---|---|---|---|---|---|
| Total Metals - Mansfield Lab Associated sample(s): 01-03 QC Batch ID: WG1739143-6 QC Sample: L2304597-02 Client ID: DUP Sample | | | | | | |
| Aluminum, Total | 23600 | 27500 | mg/kg | 17 | | 20 |
| Barium, Total | 114 | 135 | mg/kg | 18 | | 20 |
| Chromium, Total | 57.1 | 71.2 | mg/kg | **25** | Q | 20 |
| Iron, Total | 25100 | 32400 | mg/kg | **29** | Q | 20 |
| Magnesium, Total | 32300 | 40400 | mg/kg | **25** | Q | 20 |
| Manganese, Total | 4140 | 5240 | mg/kg | **27** | Q | 20 |
| Nickel, Total | 74.3 | 73.8 | mg/kg | 1 | | 20 |
| Vanadium, Total | 140 | 165 | mg/kg | 18 | | 20 |
| Total Metals - Mansfield Lab Associated sample(s): 01-03 QC Batch ID: WG1739143-6 QC Sample: L2304597-02 Client ID: DUP Sample | | | | | | |
| Calcium, Total | 110000 | 119000 | mg/kg | 8 | | 20 |
| Total Metals - Mansfield Lab Associated sample(s): 01-03 QC Batch ID: WG1739853-6 QC Sample: L2304628-01 Client ID: SB-204 (7-7.5) | | | | | | |
| Lead, Total | 310 | 345 | mg/kg | 11 | | 20 |

# INORGANICS
# &
# MISCELLANEOUS

**Project Name:** NORTH MAIN STREET SITE
**Project Number:** 12814 PHASE 2

**Lab Number:** L2304628
**Report Date:** 02/13/23

## SAMPLE RESULTS

Lab ID: L2304628-01
Client ID: SB-204 (7-7.5)
Sample Location: 128-158 NORTH MAIN ST. PORT CHESTER NY

Date Collected: 01/26/23 10:40
Date Received: 01/26/23
Field Prep: Not Specified

Sample Depth:
Matrix: Soil

| Parameter | Result | Qualifier | Units | RL | MDL | Dilution Factor | Date Prepared | Date Analyzed | Analytical Method | Analyst |
|---|---|---|---|---|---|---|---|---|---|---|
| **General Chemistry - Westborough Lab** | | | | | | | | | | |
| Solids, Total | 86.0 | | % | 0.100 | NA | 1 | - | 01/27/23 13:05 | 121,2540G | ROI |
| Cyanide, Total | ND | | mg/kg | 1.1 | 0.24 | 1 | 02/01/23 04:50 | 02/01/23 12:01 | 1,9010C/9012B | JER |

**Project Name:** NORTH MAIN STREET SITE
**Project Number:** 12814 PHASE 2

**Lab Number:** L2304628
**Report Date:** 02/13/23

## SAMPLE RESULTS

Lab ID: L2304628-02
Client ID: SB-205 (2.5-3)
Sample Location: 128-158 NORTH MAIN ST. PORT CHESTER NY

Date Collected: 01/26/23 12:50
Date Received: 01/26/23
Field Prep: Not Specified

Sample Depth:
Matrix: Soil

| Parameter | Result | Qualifier | Units | RL | MDL | Dilution Factor | Date Prepared | Date Analyzed | Analytical Method | Analyst |
|---|---|---|---|---|---|---|---|---|---|---|
| **General Chemistry - Westborough Lab** | | | | | | | | | | |
| Solids, Total | 85.0 | | % | 0.100 | NA | 1 | - | 01/27/23 13:05 | 121,2540G | ROI |
| Cyanide, Total | ND | | mg/kg | 1.1 | 0.24 | 1 | 02/01/23 10:50 | 02/01/23 13:35 | 1,9010C/9012B | JER |

**Project Name:** NORTH MAIN STREET SITE
**Project Number:** 12814 PHASE 2

**Lab Number:** L2304628
**Report Date:** 02/13/23

## SAMPLE RESULTS

Lab ID: L2304628-03
Client ID: SB-206 (5.5-6)
Sample Location: 128-158 NORTH MAIN ST. PORT CHESTER NY

Date Collected: 01/26/23 10:00
Date Received: 01/26/23
Field Prep: Not Specified

Sample Depth:
Matrix: Soil

| Parameter | Result | Qualifier | Units | RL | MDL | Dilution Factor | Date Prepared | Date Analyzed | Analytical Method | Analyst |
|---|---|---|---|---|---|---|---|---|---|---|
| **General Chemistry - Westborough Lab** | | | | | | | | | | |
| Solids, Total | 97.3 | | % | 0.100 | NA | 1 | - | 01/27/23 13:05 | 121,2540G | ROI |
| Cyanide, Total | ND | | mg/kg | 0.97 | 0.20 | 1 | 02/01/23 04:50 | 02/01/23 12:02 | 1,9010C/9012B | JER |

**Project Name:** NORTH MAIN STREET SITE **Lab Number:** L2304628

**Project Number:** 12814 PHASE 2 **Report Date:** 02/13/23

# Method Blank Analysis
## Batch Quality Control

| Parameter | Result | Qualifier | Units | RL | MDL | Dilution Factor | Date Prepared | Date Analyzed | Analytical Method | Analyst |
|---|---|---|---|---|---|---|---|---|---|---|
| General Chemistry - Westborough Lab for sample(s): 01,03 Batch: WG1739415-1 | | | | | | | | | | |
| Cyanide, Total | ND | | mg/kg | 0.93 | 0.20 | 1 | 02/01/23 04:50 | 02/01/23 11:57 | 1,9010C/9012B | JER |
| General Chemistry - Westborough Lab for sample(s): 02 Batch: WG1739554-1 | | | | | | | | | | |
| Cyanide, Total | ND | | mg/kg | 0.87 | 0.18 | 1 | 02/01/23 10:50 | 02/01/23 13:29 | 1,9010C/9012B | JER |

# Lab Control Sample Analysis
## Batch Quality Control

**Project Name:** NORTH MAIN STREET SITE
**Project Number:** 12814 PHASE 2

**Lab Number:** L2304628
**Report Date:** 02/13/23

| Parameter | LCS %Recovery | Qual | LCSD %Recovery | Qual | %Recovery Limits | RPD | Qual | RPD Limits |
|---|---|---|---|---|---|---|---|---|
| General Chemistry - Westborough Lab Associated sample(s): 01,03 Batch: WG1739415-2 WG1739415-3 | | | | | | | | |
| Cyanide, Total | **78** | Q | **65** | Q | 80-120 | 17 | | 35 |
| General Chemistry - Westborough Lab Associated sample(s): 02 Batch: WG1739554-2 WG1739554-3 | | | | | | | | |
| Cyanide, Total | 82 | | **127** | Q | 80-120 | **43** | Q | 35 |

# Matrix Spike Analysis
## Batch Quality Control

**Project Name:** NORTH MAIN STREET SITE
**Project Number:** 12814 PHASE 2

**Lab Number:** L2304628
**Report Date:** 02/13/23

| Parameter | Native Sample | MS Added | MS Found | MS %Recovery | Qual | MSD Found | MSD %Recovery | Qual | Recovery Limits | RPD | Qual | RPD Limits |
|---|---|---|---|---|---|---|---|---|---|---|---|---|
| General Chemistry - Westborough Lab Associated sample(s): 01,03 QC Batch ID: WG1739415-4 WG1739415-5 QC Sample: L2305207-01 Client ID: MS Sample | | | | | | | | | | | | |
| Cyanide, Total | ND | 11 | 11 | 98 | | 10 | 94 | | 75-125 | 10 | | 35 |
| General Chemistry - Westborough Lab Associated sample(s): 02 QC Batch ID: WG1739554-4 WG1739554-5 QC Sample: L2304628-02 Client ID: SB-205 (2.5-3) | | | | | | | | | | | | |
| Cyanide, Total | ND | 11 | 11 | 100 | | 11 | 96 | | 75-125 | 0 | | 35 |

# Lab Duplicate Analysis

***Batch Quality Control***

**Project Name:** NORTH MAIN STREET SITE

**Project Number:** 12814 PHASE 2

***Lab Number:*** L2304628

***Report Date:*** 02/13/23

| Parameter | Native Sample | Duplicate Sample | Units | RPD | Qual | RPD Limits |
|---|---|---|---|---|---|---|
| General Chemistry - Westborough Lab Associated sample(s): 01-03 QC Batch ID: WG1737982-1 QC Sample: L2304608-01 Client ID: DUP Sample | | | | | | |
| Solids, Total | 91.3 | 89.8 | % | 2 | | 20 |

**Project Name:** NORTH MAIN STREET SITE
**Project Number:** 12814 PHASE 2

**Lab Number:** L2304628
**Report Date:** 02/13/23

## Sample Receipt and Container Information

Were project specific reporting limits specified? YES

### Cooler Information

| Cooler | Custody Seal |
|---|---|
| A | Absent |

### Container Information

| Container ID | Container Type | Cooler | Initial pH | Final pH | Temp deg C | Pres | Seal | Frozen Date/Time | Analysis(*) |
|---|---|---|---|---|---|---|---|---|---|
| L2304628-01A | 5 gram Encore Sampler | A | NA | | 3.2 | Y | Absent | | NYTCL-8260HLW(14) |
| L2304628-01B | 5 gram Encore Sampler | A | NA | | 3.2 | Y | Absent | | NYTCL-8260HLW(14) |
| L2304628-01C | 5 gram Encore Sampler | A | NA | | 3.2 | Y | Absent | | NYTCL-8260HLW(14) |
| L2304628-01D | Metals Only-Glass 60mL/2oz unpreserved | A | NA | | 3.2 | Y | Absent | | BE-TI(180),BA-TI(180),AS-TI(180),AG-TI(180),AL-TI(180),CR-TI(180),NI-TI(180),TL-TI(180),PB-TI(180),CU-TI(180),SB-TI(180),SE-TI(180),ZN-TI(180),V-TI(180),CO-TI(180),MN-TI(180),MG-TI(180),FE-TI(180),HG-T(28),CA-TI(180),CD-TI(180),NA-TI(180),K-TI(180) |
| L2304628-01E | Plastic 2oz unpreserved for TS | A | NA | | 3.2 | Y | Absent | | TS(7) |
| L2304628-01F | Glass 250ml/8oz unpreserved | A | NA | | 3.2 | Y | Absent | | TCN-9010(14),NYTCL-8270(14),NYTCL-8081(14),NYTCL-8082(365) |
| L2304628-01X | Vial MeOH preserved split | A | NA | | 3.2 | Y | Absent | | NYTCL-8260HLW(14) |
| L2304628-01Y | Vial Water preserved split | A | NA | | 3.2 | Y | Absent | 27-JAN-23 13:46 | NYTCL-8260HLW(14) |
| L2304628-01Z | Vial Water preserved split | A | NA | | 3.2 | Y | Absent | 27-JAN-23 13:46 | NYTCL-8260HLW(14) |
| L2304628-02A | 5 gram Encore Sampler | A | NA | | 3.2 | Y | Absent | | NYTCL-8260HLW(14) |
| L2304628-02B | 5 gram Encore Sampler | A | NA | | 3.2 | Y | Absent | | NYTCL-8260HLW(14) |
| L2304628-02C | 5 gram Encore Sampler | A | NA | | 3.2 | Y | Absent | | NYTCL-8260HLW(14) |
| L2304628-02D | Metals Only-Glass 60mL/2oz unpreserved | A | NA | | 3.2 | Y | Absent | | BE-TI(180),BA-TI(180),AS-TI(180),AG-TI(180),NI-TI(180),CR-TI(180),AL-TI(180),TL-TI(180),SB-TI(180),CU-TI(180),PB-TI(180),SE-TI(180),ZN-TI(180),V-TI(180),CO-TI(180),FE-TI(180),HG-T(28),MG-TI(180),MN-TI(180),CD-TI(180),CA-TI(180),NA-TI(180),K-TI(180) |
| L2304628-02E | Plastic 2oz unpreserved for TS | A | NA | | 3.2 | Y | Absent | | TS(7) |
| L2304628-02F | Glass 250ml/8oz unpreserved | A | NA | | 3.2 | Y | Absent | | NYTCL-8270(14),TCN-9010(14),NYTCL-8081(14),NYTCL-8082(365) |
| L2304628-02X | Vial MeOH preserved split | A | NA | | 3.2 | Y | Absent | | NYTCL-8260HLW(14) |
| L2304628-02Y | Vial Water preserved split | A | NA | | 3.2 | Y | Absent | 27-JAN-23 13:46 | NYTCL-8260HLW(14) |

*Values in parentheses indicate holding time in days

**Project Name:** NORTH MAIN STREET SITE
**Project Number:** 12814 PHASE 2

**Lab Number:** L2304628
**Report Date:** 02/13/23

## Container Information

| Container ID | Container Type | Cooler | Initial pH | Final pH | Temp deg C | Pres | Seal | Frozen Date/Time | Analysis(*) |
|---|---|---|---|---|---|---|---|---|---|
| L2304628-02Z | Vial Water preserved split | A | NA | | 3.2 | Y | Absent | 27-JAN-23 13:46 | NYTCL-8260HLW(14) |
| L2304628-03A | 5 gram Encore Sampler | A | NA | | 3.2 | Y | Absent | | NYTCL-8260HLW(14) |
| L2304628-03B | 5 gram Encore Sampler | A | NA | | 3.2 | Y | Absent | | NYTCL-8260HLW(14) |
| L2304628-03C | 5 gram Encore Sampler | A | NA | | 3.2 | Y | Absent | | NYTCL-8260HLW(14) |
| L2304628-03D | Metals Only-Glass 60mL/2oz unpreserved | A | NA | | 3.2 | Y | Absent | | BE-TI(180),AS-TI(180),BA-TI(180),AG-TI(180),NI-TI(180),CR-TI(180),TL-TI(180),AL-TI(180),CU-TI(180),PB-TI(180),SB-TI(180),SE-TI(180),ZN-TI(180),CO-TI(180),V-TI(180),MG-TI(180),MN-TI(180),FE-TI(180),HG-T(28),CA-TI(180),K-TI(180),NA-TI(180),CD-TI(180) |
| L2304628-03E | Plastic 2oz unpreserved for TS | A | NA | | 3.2 | Y | Absent | | TS(7) |
| L2304628-03F | Plastic 2oz unpreserved for TS | A | NA | | 3.2 | Y | Absent | | TS(7) |
| L2304628-03G | Plastic 8oz unpreserved | A | NA | | 3.2 | Y | Absent | | A2-NY-1633-DRAFT-21(90) |
| L2304628-03H | Glass 250ml/8oz unpreserved | A | NA | | 3.2 | Y | Absent | | TCN-9010(14),NYTCL-8270(14),NYTCL-8081(14),NYTCL-8082(365) |
| L2304628-03X | Vial MeOH preserved split | A | NA | | 3.2 | Y | Absent | | NYTCL-8260HLW(14) |
| L2304628-03Y | Vial Water preserved split | A | NA | | 3.2 | Y | Absent | 27-JAN-23 13:46 | NYTCL-8260HLW(14) |
| L2304628-03Z | Vial Water preserved split | A | NA | | 3.2 | Y | Absent | 27-JAN-23 13:46 | NYTCL-8260HLW(14) |

*Values in parentheses indicate holding time in days

**Project Name:** NORTH MAIN STREET SITE
**Project Number:** 12814 PHASE 2

**Lab Number:** L2304628
**Report Date:** 02/13/23

## PFAS PARAMETER SUMMARY

| Parameter | Acronym | CAS Number |
|---|---|---|
| PERFLUOROALKYL CARBOXYLIC ACIDS (PFCAs) | | |
| Perfluorooctadecanoic Acid | PFODA | 16517-11-6 |
| Perfluorohexadecanoic Acid | PFHxDA | 67905-19-5 |
| Perfluorotetradecanoic Acid | PFTA/PFTeDA | 376-06-7 |
| Perfluorotridecanoic Acid | PFTrDA | 72629-94-8 |
| Perfluorododecanoic Acid | PFDoA | 307-55-1 |
| Perfluoroundecanoic Acid | PFUnA | 2058-94-8 |
| Perfluorodecanoic Acid | PFDA | 335-76-2 |
| Perfluorononanoic Acid | PFNA | 375-95-1 |
| Perfluorooctanoic Acid | PFOA | 335-67-1 |
| Perfluoroheptanoic Acid | PFHpA | 375-85-9 |
| Perfluorohexanoic Acid | PFHxA | 307-24-4 |
| Perfluoropentanoic Acid | PFPeA | 2706-90-3 |
| Perfluorobutanoic Acid | PFBA | 375-22-4 |
| PERFLUOROALKYL SULFONIC ACIDS (PFSAs) | | |
| Perfluorododecanesulfonic Acid | PFDoDS/PFDoS | 79780-39-5 |
| Perfluorodecanesulfonic Acid | PFDS | 335-77-3 |
| Perfluorononanesulfonic Acid | PFNS | 68259-12-1 |
| Perfluorooctanesulfonic Acid | PFOS | 1763-23-1 |
| Perfluoroheptanesulfonic Acid | PFHpS | 375-92-8 |
| Perfluorohexanesulfonic Acid | PFHxS | 355-46-4 |
| Perfluoropentanesulfonic Acid | PFPeS | 2706-91-4 |
| Perfluorobutanesulfonic Acid | PFBS | 375-73-5 |
| Perfluoropropanesulfonic Acid | PFPrS | 423-41-6 |
| FLUOROTELOMERS | | |
| 1H,1H,2H,2H-Perfluorododecanesulfonic Acid | 10:2FTS | 120226-60-0 |
| 1H,1H,2H,2H-Perfluorodecanesulfonic Acid | 8:2FTS | 39108-34-4 |
| 1H,1H,2H,2H-Perfluorooctanesulfonic Acid | 6:2FTS | 27619-97-2 |
| 1H,1H,2H,2H-Perfluorohexanesulfonic Acid | 4:2FTS | 757124-72-4 |
| PERFLUOROALKANE SULFONAMIDES (FASAs) | | |
| Perfluorooctanesulfonamide | FOSA/PFOSA | 754-91-6 |
| N-Ethyl Perfluorooctane Sulfonamide | NEtFOSA | 4151-50-2 |
| N-Methyl Perfluorooctane Sulfonamide | NMeFOSA | 31506-32-8 |
| PERFLUOROALKANE SULFONYL SUBSTANCES | | |
| N-Ethyl Perfluorooctanesulfonamido Ethanol | NEtFOSE | 1691-99-2 |
| N-Methyl Perfluorooctanesulfonamido Ethanol | NMeFOSE | 24448-09-7 |
| N-Ethyl Perfluorooctanesulfonamidoacetic Acid | NEtFOSAA | 2991-50-6 |
| N-Methyl Perfluorooctanesulfonamidoacetic Acid | NMeFOSAA | 2355-31-9 |
| PER- and POLYFLUOROALKYL ETHER CARBOXYLIC ACIDS | | |
| 2,3,3,3-Tetrafluoro-2-[1,1,2,2,3,3,3-Heptafluoropropoxy]-Propanoic Acid | HFPO-DA | 13252-13-6 |
| 4,8-Dioxa-3h-Perfluorononanoic Acid | ADONA | 919005-14-4 |
| CHLORO-PERFLUOROALKYL SULFONIC ACIDS | | |
| 11-Chloroeicosafluoro-3-Oxaundecane-1-Sulfonic Acid | 11Cl-PF3OUdS | 763051-92-9 |
| 9-Chlorohexadecafluoro-3-Oxanone-1-Sulfonic Acid | 9Cl-PF3ONS | 756426-58-1 |
| PERFLUOROETHER SULFONIC ACIDS (PFESAs) | | |
| Perfluoro(2-Ethoxyethane)Sulfonic Acid | PFEESA | 113507-82-7 |
| PERFLUOROETHER/POLYETHER CARBOXYLIC ACIDS (PFPCAs) | | |
| Perfluoro-3-Methoxypropanoic Acid | PFMPA | 377-73-1 |
| Perfluoro-4-Methoxybutanoic Acid | PFMBA | 863090-89-5 |
| Nonafluoro-3,6-Dioxaheptanoic Acid | NFDHA | 151772-58-6 |

**Project Name:** NORTH MAIN STREET SITE
**Project Number:** 12814 PHASE 2

**Lab Number:** L2304628
**Report Date:** 02/13/23

## PFAS PARAMETER SUMMARY

| Parameter | Acronym | CAS Number |
|---|---|---|
| FLUOROTELOMER CARBOXYLIC ACIDS (FTCAs) | | |
| 3-Perfluoroheptyl Propanoic Acid | 7:3FTCA | 812-70-4 |
| 2H,2H,3H,3H-Perfluorooctanoic Acid | 5:3FTCA | 914637-49-3 |
| 3-Perfluoropropyl Propanoic Acid | 3:3FTCA | 356-02-5 |

| | | | |
|---|---|---|---|
| **Project Name:** | NORTH MAIN STREET SITE | **Lab Number:** | L2304628 |
| **Project Number:** | 12814 PHASE 2 | **Report Date:** | 02/13/23 |

## GLOSSARY

***Acronyms***

| | |
|---|---|
| DL | - Detection Limit: This value represents the level to which target analyte concentrations are reported as estimated values, when those target analyte concentrations are quantified below the limit of quantitation (LOQ). The DL includes any adjustments from dilutions, concentrations or moisture content, where applicable. (DoD report formats only.) |
| EDL | - Estimated Detection Limit: This value represents the level to which target analyte concentrations are reported as estimated values, when those target analyte concentrations are quantified below the reporting limit (RL). The EDL includes any adjustments from dilutions, concentrations or moisture content, where applicable. The use of EDLs is specific to the analysis of PAHs using Solid-Phase Microextraction (SPME). |
| EMPC | - Estimated Maximum Possible Concentration: The concentration that results from the signal present at the retention time of an analyte when the ions meet all of the identification criteria except the ion abundance ratio criteria. An EMPC is a worst-case estimate of the concentration. |
| EPA | - Environmental Protection Agency. |
| LCS | - Laboratory Control Sample: A sample matrix, free from the analytes of interest, spiked with verified known amounts of analytes or a material containing known and verified amounts of analytes. |
| LCSD | - Laboratory Control Sample Duplicate: Refer to LCS. |
| LFB | - Laboratory Fortified Blank: A sample matrix, free from the analytes of interest, spiked with verified known amounts of analytes or a material containing known and verified amounts of analytes. |
| LOD | - Limit of Detection: This value represents the level to which a target analyte can reliably be detected for a specific analyte in a specific matrix by a specific method. The LOD includes any adjustments from dilutions, concentrations or moisture content, where applicable. (DoD report formats only.) |
| LOQ | - Limit of Quantitation: The value at which an instrument can accurately measure an analyte at a specific concentration. The LOQ includes any adjustments from dilutions, concentrations or moisture content, where applicable. (DoD report formats only.)<br><br>Limit of Quantitation: The value at which an instrument can accurately measure an analyte at a specific concentration. The LOQ includes any adjustments from dilutions, concentrations or moisture content, where applicable. (DoD report formats only.) |
| MDL | - Method Detection Limit: This value represents the level to which target analyte concentrations are reported as estimated values, when those target analyte concentrations are quantified below the reporting limit (RL). The MDL includes any adjustments from dilutions, concentrations or moisture content, where applicable. |
| MS | - Matrix Spike Sample: A sample prepared by adding a known mass of target analyte to a specified amount of matrix sample for which an independent estimate of target analyte concentration is available. For Method 332.0, the spike recovery is calculated using the native concentration, including estimated values. |
| MSD | - Matrix Spike Sample Duplicate: Refer to MS. |
| NA | - Not Applicable. |
| NC | - Not Calculated: Term is utilized when one or more of the results utilized in the calculation are non-detect at the parameter's reporting unit. |
| NDPA/DPA | - N-Nitrosodiphenylamine/Diphenylamine. |
| NI | - Not Ignitable. |
| NP | - Non-Plastic: Term is utilized for the analysis of Atterberg Limits in soil. |
| NR | - No Results: Term is utilized when 'No Target Compounds Requested' is reported for the analysis of Volatile or Semivolatile Organic TIC only requests. |
| RL | - Reporting Limit: The value at which an instrument can accurately measure an analyte at a specific concentration. The RL includes any adjustments from dilutions, concentrations or moisture content, where applicable. |
| RPD | - Relative Percent Difference: The results from matrix and/or matrix spike duplicates are primarily designed to assess the precision of analytical results in a given matrix and are expressed as relative percent difference (RPD). Values which are less than five times the reporting limit for any individual parameter are evaluated by utilizing the absolute difference between the values; although the RPD value will be provided in the report. |
| SRM | - Standard Reference Material: A reference sample of a known or certified value that is of the same or similar matrix as the associated field samples. |
| STLP | - Semi-dynamic Tank Leaching Procedure per EPA Method 1315. |
| TEF | - Toxic Equivalency Factors: The values assigned to each dioxin and furan to evaluate their toxicity relative to 2,3,7,8-TCDD. |
| TEQ | - Toxic Equivalent: The measure of a sample's toxicity derived by multiplying each dioxin and furan by its corresponding TEF and then summing the resulting values. |
| TIC | - Tentatively Identified Compound: A compound that has been identified to be present and is not part of the target compound list (TCL) for the method and/or program. All TICs are qualitatively identified and reported as estimated concentrations. |

*Report Format: DU Report with 'J' Qualifiers*

| | | | |
|---|---|---|---|
| **Project Name:** | NORTH MAIN STREET SITE | **Lab Number:** | L2304628 |
| **Project Number:** | 12814 PHASE 2 | **Report Date:** | 02/13/23 |

***Footnotes***

1 - The reference for this analyte should be considered modified since this analyte is absent from the target analyte list of the original method.

***Terms***

Analytical Method: Both the document from which the method originates and the analytical reference method. (Example: EPA 8260B is shown as 1,8260B.) The codes for the reference method documents are provided in the References section of the Addendum.

Chlordane: The target compound Chlordane (CAS No. 57-74-9) is reported for GC ECD analyses. Per EPA,this compound "refers to a mixture of chlordane isomers, other chlorinated hydrocarbons and numerous other components." (Reference: USEPA Toxicological Review of Chlordane, In Support of Summary Information on the Integrated Risk Information System (IRIS), December 1997.)

Difference: With respect to Total Oxidizable Precursor (TOP) Assay analysis, the difference is defined as the Post-Treatment value minus the Pre-Treatment value.

Final pH: As it pertains to Sample Receipt & Container Information section of the report, Final pH reflects pH of container determined after adjustment at the laboratory, if applicable. If no adjustment required, value reflects Initial pH.

Frozen Date/Time: With respect to Volatile Organics in soil, Frozen Date/Time reflects the date/time at which associated Reagent Water-preserved vials were initially frozen. Note: If frozen date/time is beyond 48 hours from sample collection, value will be reflected in 'bold'.

Gasoline Range Organics (GRO): Gasoline Range Organics (GRO) results include all chromatographic peaks eluting from Methyl tert butyl ether through Naphthalene, with the exception of GRO analysis in support of State of Ohio programs, which includes all chromatographic peaks eluting from Hexane through Dodecane.

Initial pH: As it pertains to Sample Receipt & Container Information section of the report, Initial pH reflects pH of container determined upon receipt, if applicable.

PAH Total: With respect to Alkylated PAH analyses, the 'PAHs, Total' result is defined as the summation of results for all or a subset of the following compounds: Naphthalene, C1-C4 Naphthalenes, 2-Methylnaphthalene, 1-Methylnaphthalene, Biphenyl, Acenaphthylene, Acenaphthene, Fluorene, C1-C3 Fluorenes, Phenanthrene, C1-C4 Phenanthrenes/Anthracenes, Anthracene, Fluoranthene, Pyrene, C1-C4 Fluoranthenes/Pyrenes, Benz(a)anthracene, Chrysene, C1-C4 Chrysenes, Benzo(b)fluoranthene, Benzo(j)+(k)fluoranthene, Benzo(e)pyrene, Benzo(a)pyrene, Perylene, Indeno(1,2,3-cd)pyrene, Dibenz(ah)+(ac)anthracene, Benzo(g,h,i)perylene. If a 'Total' result is requested, the results of its individual components will also be reported.

PFAS Total: With respect to PFAS analyses, the 'PFAS, Total (5)' result is defined as the summation of results for: PFHpA, PFHxS, PFOA, PFNA and PFOS. In addition, the 'PFAS, Total (6)' result is defined as the summation of results for: PFHpA, PFHxS, PFOA, PFNA, PFDA and PFOS. For MassDEP DW compliance analysis only, the 'PFAS, Total (6)' result is defined as the summation of results at or above the RL. Note: If a 'Total' result is requested, the results of its individual components will also be reported.

Total: With respect to Organic analyses, a 'Total' result is defined as the summation of results for individual isomers or Aroclors. If a 'Total' result is requested, the results of its individual components will also be reported. This is applicable to 'Total' results for methods 8260, 8081 and 8082.

***Data Qualifiers***

**A** - Spectra identified as "Aldol Condensates" are byproducts of the extraction/concentration procedures when acetone is introduced in the process.

**B** - The analyte was detected above the reporting limit in the associated method blank. Flag only applies to associated field samples that have detectable concentrations of the analyte at less than ten times (10x) the concentration found in the blank. For MCP-related projects, flag only applies to associated field samples that have detectable concentrations of the analyte at less than ten times (10x) the concentration found in the blank. For DOD-related projects, flag only applies to associated field samples that have detectable concentrations of the analyte at less than ten times (10x) the concentration found in the blank AND the analyte was detected above one-half the reporting limit (or above the reporting limit for common lab contaminants) in the associated method blank. For NJ-Air-related projects, flag only applies to associated field samples that have detectable concentrations of the analyte above the reporting limit. For NJ-related projects (excluding Air), flag only applies to associated field samples that have detectable concentrations of the analyte, which was detected above the reporting limit in the associated method blank or above five times the reporting limit for common lab contaminants (Phthalates, Acetone, Methylene Chloride, 2-Butanone).

**C** - Co-elution: The target analyte co-elutes with a known lab standard (i.e. surrogate, internal standards, etc.) for co-extracted analyses.

**D** - Concentration of analyte was quantified from diluted analysis. Flag only applies to field samples that have detectable concentrations of the analyte.

**E** - Concentration of analyte exceeds the range of the calibration curve and/or linear range of the instrument.

**F** - The ratio of quantifier ion response to qualifier ion response falls outside of the laboratory criteria. Results are considered to be an estimated maximum concentration.

**G** - The concentration may be biased high due to matrix interferences (i.e, co-elution) with non-target compound(s). The result should be considered estimated.

**H** - The analysis of pH was performed beyond the regulatory-required holding time of 15 minutes from the time of sample collection.

**I** - The lower value for the two columns has been reported due to obvious interference.

**J** - Estimated value. The Target analyte concentration is below the quantitation limit (RL), but above the Method Detection Limit (MDL) or Estimated Detection Limit (EDL) for SPME-related analyses. This represents an estimated concentration for Tentatively

| | | | |
|---|---|---|---|
| **Project Name:** | NORTH MAIN STREET SITE | **Lab Number:** | L2304628 |
| **Project Number:** | 12814 PHASE 2 | **Report Date:** | 02/13/23 |

***Data Qualifiers***

Identified Compounds (TICs).

**M** - Reporting Limit (RL) exceeds the MCP CAM Reporting Limit for this analyte.

**ND** - Not detected at the method detection limit (MDL) for the sample, or estimated detection limit (EDL) for SPME-related analyses.

**NJ** - Presumptive evidence of compound. This represents an estimated concentration for Tentatively Identified Compounds (TICs), where the identification is based on a mass spectral library search.

**P** - The RPD between the results for the two columns exceeds the method-specified criteria.

**Q** - The quality control sample exceeds the associated acceptance criteria. For DOD-related projects, LCS and/or Continuing Calibration Standard exceedences are also qualified on all associated sample results. Note: This flag is not applicable for matrix spike recoveries when the sample concentration is greater than 4x the spike added or for batch duplicate RPD when the sample concentrations are less than 5x the RL. (Metals only.)

**R** - Analytical results are from sample re-analysis.

**RE** - Analytical results are from sample re-extraction.

**S** - Analytical results are from modified screening analysis.

**V** - The surrogate associated with this target analyte has a recovery outside the QC acceptance limits. (Applicable to MassDEP DW Compliance samples only.)

**Z** - The batch matrix spike and/or duplicate associated with this target analyte has a recovery/RPD outside the QC acceptance limits. (Applicable to MassDEP DW Compliance samples only.)

| | | | |
|---|---|---|---|
| **Project Name:** | NORTH MAIN STREET SITE | **Lab Number:** | L2304628 |
| **Project Number:** | 12814 PHASE 2 | **Report Date:** | 02/13/23 |

## REFERENCES


1 Test Methods for Evaluating Solid Waste: Physical/Chemical Methods. EPA SW-846. Third Edition. Updates I - VI, 2018.

121 Standard Methods for the Examination of Water and Wastewater. APHA-AWWA-WEF. Standard Methods Online.

144 Analysis of Per- and Polyfluoroalkyl Substances (PFAS) in Aqueous, Solid, Biosolids, and Tissue Samples by LC-MS/MS. Draft EPA Method 1633, EPA Document 821-D-22-001, June 2022.


## LIMITATION OF LIABILITIES

Alpha Analytical performs services with reasonable care and diligence normal to the analytical testing laboratory industry. In the event of an error, the sole and exclusive responsibility of Alpha Analytical shall be to re-perform the work at it's own expense. In no event shall Alpha Analytical be held liable for any incidental, consequential or special damages, including but not limited to, damages in any way connected with the use of, interpretation of, information or analysis provided by Alpha Analytical.

We strongly urge our clients to comply with EPA protocol regarding sample volume, preservation, cooling, containers, sampling procedures, holding time and splitting of samples in the field.

# Certification Information

**The following analytes are not included in our Primary NELAP Scope of Accreditation:**

**Westborough Facility**
**EPA 624/624.1:** m/p-xylene, o-xylene, Naphthalene
**EPA 625/625.1:** alpha-Terpineol
**EPA 8260C/8260D:** NPW: 1,2,4,5-Tetramethylbenzene; 4-Ethyltoluene, Azobenzene; SCM: Iodomethane (methyl iodide), 1,2,4,5-Tetramethylbenzene; 4-Ethyltoluene.
**EPA 8270D/8270E:** NPW: Dimethylnaphthalene,1,4-Diphenylhydrazine, alpha-Terpineol; SCM: Dimethylnaphthalene,1,4-Diphenylhydrazine.
**SM4500**: NPW: Amenable Cyanide; SCM: Total Phosphorus, TKN, NO2, NO3.

**Mansfield Facility**
**SM 2540D:** TSS
**EPA 8082A:** NPW: PCB: 1, 5, 31, 87,101, 110, 141, 151, 153, 180, 183, 187.
**EPA TO-15:** Halothane, 2,4,4-Trimethyl-2-pentene, 2,4,4-Trimethyl-1-pentene, Thiophene, 2-Methylthiophene, 3-Methylthiophene, 2-Ethylthiophene, 1,2,3-Trimethylbenzene, Indan, Indene, 1,2,4,5-Tetramethylbenzene, Benzothiophene, 1-Methylnaphthalene.
**Biological Tissue Matrix:** EPA 3050B

**The following analytes are included in our Massachusetts DEP Scope of Accreditation**

**Westborough Facility:**

***Drinking Water***
**EPA 300.0**: Chloride, Nitrate-N, Fluoride, Sulfate; **EPA 353.2**: Nitrate-N, Nitrite-N; **SM4500NO3-F**: Nitrate-N, Nitrite-N; **SM4500F-C, SM4500CN-CE, EPA 180.1, SM2130B, SM4500Cl-D, SM2320B, SM2540C, SM4500H-B, SM4500NO2-B**
**EPA 332**: Perchlorate; **EPA 524.2:** THMs and VOCs; **EPA 504.1:** EDB, DBCP.
**Microbiology**: **SM9215B; SM9223-P/A, SM9223B-Colilert-QT,SM9222D**.

***Non-Potable Water***
**SM4500H,B, EPA 120.1, SM2510B, SM2540C, SM2320B, SM4500CL-E, SM4500F-BC, SM4500NH3-BH:** Ammonia-N and Kjeldahl-N, **EPA 350.1**: Ammonia-N, **LACHAT 10-107-06-1-B**: Ammonia-N, **EPA 351.1, SM4500NO3-F, EPA 353.2**: Nitrate-N, **SM4500P-E, SM4500P-B, E, SM4500SO4-E, SM5220D, EPA 410.4, SM5210B, SM5310C, SM4500CL-D, EPA 1664, EPA 420.1, SM4500-CN-CE, SM2540D, EPA 300: Chloride, Sulfate, Nitrate.**
**EPA 624.1**: Volatile Halocarbons & Aromatics,
**EPA 608.3**: Chlordane, Toxaphene, Aldrin, alpha-BHC, beta-BHC, gamma-BHC, delta-BHC, Dieldrin, DDD, DDE, DDT, Endosulfan I, Endosulfan II, Endosulfan sulfate, Endrin, Endrin Aldehyde, Heptachlor, Heptachlor Epoxide, PCBs
**EPA 625.1**: SVOC (Acid/Base/Neutral Extractables), **EPA 600/4-81-045**: PCB-Oil.
**Microbiology**: **SM9223B-Colilert-QT; Enterolert-QT, SM9221E, EPA 1600, EPA 1603, SM9222D.**

**Mansfield Facility:**

***Drinking Water***
**EPA 200.7:** Al, Ba, Cd, Cr, Cu, Fe, Mn, Ni, Na, Ag, Ca, Zn. **EPA 200.8:** Al, Sb, As, Ba, Be, Cd, Cr, Cu, Pb, Mn, Ni, Se, Ag, TL, Zn. **EPA 245.1** Hg.
**EPA 522, EPA 537.1.**

***Non-Potable Water***
**EPA 200.7:** Al, Sb, As, Be, Cd, Ca, Cr, Co, Cu, Fe, Pb, Mg, Mn, Mo, Ni, K, Se, Ag, Na, Sr, TL, Ti, V, Zn.
**EPA 200.8:** Al, Sb, As, Be, Cd, Cr, Cu, Fe, Pb, Mn, Ni, K, Se, Ag, Na, TL, Zn.
**EPA 245.1** Hg.
**SM2340B**

For a complete listing of analytes and methods, please contact your Alpha Project Manager.

ALPHA ANALYTICAL

Westborough, MA 01581
8 Walkup Dr.
TEL: 508-898-9220
FAX: 508-898-9193

Mansfield, MA 02048
320 Forbes Blvd
TEL: 508-822-9300
FAX: 508-822-3288

# NEW JERSEY CHAIN OF CUSTODY

**Service Centers**
Mahwah, NJ 07430: 35 Whitney Rd, Suite 5
Albany, NY 12205: 14 Walker Way
Tonawanda, NY 14150: 275 Cooper Ave, Suite 105

Page 1 of 1

Date Rec'd in Lab: 1/26/23

ALPHA Job #: L2304628

**Client Information**
Client: SESI
Address: 959 Rt 46E 3rd Floor 300 Suite
Phone: (973) 808 9050
Fax:
Email: monica.norton@sesi.org

**Project Information**
Project Name: North Main Street Site
Project Location: 128-156 N. Main St. Port Chester NY
Project #: 12814 phase 2
(Use Project name as Project #) ☐
Project Manager: Monica Norton
ALPHAQuote #:

**Turn-Around Time**
Standard ☒ Due Date:
Rush (only if pre approved) ☐ # of Days:

**Deliverables**
☐ NJ Full / Reduced
☐ EQuIS (1 File) ☐ EQuIS (4 File)
☒ Other Cat B

**Regulatory Requirement**
☐ SRS Residential/Non Residential
☐ SRS Impact to Groundwater
☐ NJ Ground Water Quality Standards
☐ NJ IGW SPLP Leachate Criteria
☒ Other NYDEC SCOs

**Billing Information**
☒ Same as Client Info
PO #

**Site Information**
Is this site impacted by Petroleum? Yes ☐
Petroleum Product:

These samples have been previously analyzed by Alpha ☐

**For EPH, selection is REQUIRED:**
☐ Category 1
☐ Category 2

**For VOC, selection is REQUIRED:**
☐ 1,4-Dioxane
☐ 8011

**Other project specific requirements/comments:**
Please specify Metals or TAL.

**Sample Filtration**
☐ Done
☐ Lab to do
*Preservation*
☐ Lab to do
*(Please Specify below)*

| ALPHA Lab ID (Lab Use Only) | Sample ID | Collection Date | Collection Time | Sample Matrix | Sampler's Initials | TAL/TCL +30 | 1,4 Dioxane (1,4) | PFAS (1633) | | | | | | Sample Specific Comments | Total Bottles |
|---|---|---|---|---|---|---|---|---|---|---|---|---|---|---|---|
| 04628 -01 | SB-204 (7-7.5) | 1/26/23 | 1040 | Soil | CC | X | | | | | | | | | 6 |
| -02 | SB-205 (2.5-3) | ↓ | 1250 | ↓ | ↓ | X | | | | | | | | | 6 |
| -03 | SB-206 (5.5-6) | ↓ | 1000 | ↓ | ↓ | X | X | X | | | | | | | 8 |
| | | | | | | | | | | | | | | | |
| | | | | | | | | | | | | | | | |
| | | | | | | | | | | | | | | | |
| | | | | | | | | | | | | | | | |
| | | | | | | | | | | | | | | | |
| | | | | | | | | | | | | | | | |
| | | | | | | | | | | | | | | | |

| | | | | | | | | | |
|---|---|---|---|---|---|---|---|---|---|
| Container Type | AEP | P | P | | | | | | |
| Preservative | \ | \ | \ | | | | | | |

Preservative Code:
A = None
B = HCl
C = $HNO_3$
D = $H_2SO_4$
E = NaOH
F = MeOH
G = $NaHSO_4$
H = $Na_2S_2O_3$
K/E = Zn Ac/NaOH
O = Other

Container Code
P = Plastic
A = Amber Glass
V = Vial
G = Glass
B = Bacteria Cup
C = Cube
O = Other
E = Encore
D = BOD Bottle

Westboro: Certification No: MA935
Mansfield: Certification No: MA015

| Relinquished By: | Date/Time | Received By: | Date/Time |
|---|---|---|---|
| [signature] | 1/26/23 1530 | [signature] | 1/26/23 |
| George Wagner | 1/26/23 1750 | [signature] | 1/26/23 19:30 |
| [signature] | 1/26/23 2115 | [signature] | 1/26/23 2115 |
| [signature] | 1/26/23 2305 | Wendy Morrison | 1/26/23 2305 |

Please print clearly, legibly and completely. Samples can not be logged in and turnaround time clock will not start until any ambiguities are resolved. BY EXECUTING THIS COC, THE CLIENT HAS READ AND AGREES TO BE BOUND BY ALPHA'S TERMS & CONDITIONS. (See reverse side.)

Form No: 01-14 HC (rev. 30-Sept-2013)

# ANALYTICAL REPORT

| | |
|---|---|
| Lab Number: | L2304629 |
| Client: | Soils Engineering Services, Inc.<br>959 Route 46E<br>Parsippany, NJ 07054 |
| ATTN: | Monica Norton |
| Phone: | (973) 808-9050 |
| Project Name: | NORTH MAIN STREET SITE |
| Project Number: | 12814, PHASE 2 |
| Report Date: | 02/23/23 |



Certifications & Approvals: MA (M-MA086), NH NELAP (2064), CT (PH-0574), IL (200077), ME (MA00086), MD (348), NJ (MA935), NY (11148), NC (25700/666), PA (68-03671), RI (LAO00065), TX (T104704476), VT (VT-0935), VA (460195), USDA (Permit #P330-17-00196).

Eight Walkup Drive, Westborough, MA 01581-1019
508-898-9220 (Fax) 508-898-9193 800-624-9220 - www.alphalab.com

**Project Name:** NORTH MAIN STREET SITE
**Project Number:** 12814, PHASE 2

**Lab Number:** L2304629
**Report Date:** 02/23/23

| Alpha Sample ID | Client ID | Matrix | Sample Location | Collection Date/Time | Receive Date |
|---|---|---|---|---|---|
| L2304629-01 | TWP-203 | WATER | 128-158 NORTH MAIN ST. PORT CHESTER NY | 01/26/23 13:00 | 01/26/23 |
| L2304629-02 | FB-50-20230126 | WATER | 128-158 NORTH MAIN ST. PORT CHESTER NY | 01/26/23 11:35 | 01/26/23 |
| L2304629-03 | TB-20230126 | WATER | 128-158 NORTH MAIN ST. PORT CHESTER NY | 01/26/23 00:00 | 01/26/23 |

| | | | |
|---|---|---|---|
| **Project Name:** | NORTH MAIN STREET SITE | **Lab Number:** | L2304629 |
| **Project Number:** | 12814, PHASE 2 | **Report Date:** | 02/23/23 |

## Case Narrative

The samples were received in accordance with the Chain of Custody and no significant deviations were encountered during the preparation or analysis unless otherwise noted. Sample Receipt, Container Information, and the Chain of Custody are located at the back of the report.

Results contained within this report relate only to the samples submitted under this Alpha Lab Number and meet NELAP requirements for all NELAP accredited parameters unless otherwise noted in the following narrative. The data presented in this report is organized by parameter (i.e. VOC, SVOC, etc.). Sample specific Quality Control data (i.e. Surrogate Spike Recovery) is reported at the end of the target analyte list for each individual sample, followed by the Laboratory Batch Quality Control at the end of each parameter. Tentatively Identified Compounds (TICs), if requested, are reported for compounds identified to be present and are not part of the method/program Target Compound List, even if only a subset of the TCL are being reported. If a sample was re-analyzed or re-extracted due to a required quality control corrective action and if both sets of data are reported, the Laboratory ID of the re-analysis or re-extraction is designated with an "R" or "RE", respectively.

When multiple Batch Quality Control elements are reported (e.g. more than one LCS), the associated samples for each element are noted in the grey shaded header line of each data table. Any Laboratory Batch, Sample Specific % recovery or RPD value that is outside the listed Acceptance Criteria is bolded in the report. In reference to questions H (CAM) or 4 (RCP) when "NO" is checked, the performance criteria for CAM and RCP methods allow for some quality control failures to occur and still be within method compliance. In these instances, the specific failure is not narrated but noted in the associated QC Outlier Summary Report, located directly after the Case Narrative. QC information is also incorporated in the Data Usability Assessment table (Format 11) of our Data Merger tool, where it can be reviewed in conjunction with the sample result, associated regulatory criteria and any associated data usability implications.

Soil/sediments, solids and tissues are reported on a dry weight basis unless otherwise noted. Definitions of all data qualifiers and acronyms used in this report are provided in the Glossary located at the back of the report.

HOLD POLICY - For samples submitted on hold, Alpha's policy is to hold samples (with the exception of Air canisters) free of charge for 21 calendar days from the date the project is completed. After 21 calendar days, we will dispose of all samples submitted including those put on hold unless you have contacted your Alpha Project Manager and made arrangements for Alpha to continue to hold the samples. Air canisters will be disposed after 3 business days from the date the project is completed.

Please contact Project Management at 800-624-9220 with any questions.

| | | | |
|---|---|---|---|
| **Project Name:** | NORTH MAIN STREET SITE | **Lab Number:** | L2304629 |
| **Project Number:** | 12814, PHASE 2 | **Report Date:** | 02/23/23 |

**Case Narrative (continued)**

Report Submission

February 23, 2023: This final report includes the results of all requested analyses.

February 02, 2023: This is a preliminary report.

All non-detect (ND) or estimated concentrations (J-qualified) have been quantitated to the limit noted in the MDL column.

Semivolatile Organics by SIM

L2304629-01D: The sample has elevated detection limits due to the dilution required by the sample matrix.

1,4-Dioxane by 8270-SIM

L2304629-01D: The sample has elevated detection limits due to the dilution required by the sample matrix.

Total Metals

L2304629-02: The Field Blank has a result for sodium present above the reporting limit. The sample was verified as being labeled correctly by the laboratory and the previous analysis showed there was no potential for carry over.

I, the undersigned, attest under the pains and penalties of perjury that, to the best of my knowledge and belief and based upon my personal inquiry of those responsible for providing the information contained in this analytical report, such information is accurate and complete. This certificate of analysis is not complete unless this page accompanies any and all pages of this report.

Authorized Signature: Tiffani Morrissey - Tiffani Morrissey

Title: Technical Director/Representative Date: 02/23/23

# ORGANICS

# VOLATILES

**Project Name:** NORTH MAIN STREET SITE **Lab Number:** L2304629

**Project Number:** 12814, PHASE 2 **Report Date:** 02/23/23

## SAMPLE RESULTS

Lab ID: L2304629-01
Client ID: TWP-203
Sample Location: 128-158 NORTH MAIN ST. PORT CHESTER NY

Date Collected: 01/26/23 13:00
Date Received: 01/26/23
Field Prep: Not Specified

Sample Depth:
Matrix: Water
Analytical Method: 1,8260D
Analytical Date: 01/31/23 11:15
Analyst: KJD

| Parameter | Result | Qualifier | Units | RL | MDL | Dilution Factor |
|---|---|---|---|---|---|---|
| **Volatile Organics by GC/MS - Westborough Lab** | | | | | | |
| Methylene chloride | ND | | ug/l | 2.5 | 0.70 | 1 |
| 1,1-Dichloroethane | ND | | ug/l | 2.5 | 0.70 | 1 |
| Chloroform | ND | | ug/l | 2.5 | 0.70 | 1 |
| Carbon tetrachloride | ND | | ug/l | 0.50 | 0.13 | 1 |
| 1,2-Dichloropropane | ND | | ug/l | 1.0 | 0.14 | 1 |
| Dibromochloromethane | ND | | ug/l | 0.50 | 0.15 | 1 |
| 1,1,2-Trichloroethane | ND | | ug/l | 1.5 | 0.50 | 1 |
| Tetrachloroethene | ND | | ug/l | 0.50 | 0.18 | 1 |
| Chlorobenzene | ND | | ug/l | 2.5 | 0.70 | 1 |
| Trichlorofluoromethane | ND | | ug/l | 2.5 | 0.70 | 1 |
| 1,2-Dichloroethane | ND | | ug/l | 0.50 | 0.13 | 1 |
| 1,1,1-Trichloroethane | ND | | ug/l | 2.5 | 0.70 | 1 |
| Bromodichloromethane | ND | | ug/l | 0.50 | 0.19 | 1 |
| trans-1,3-Dichloropropene | ND | | ug/l | 0.50 | 0.16 | 1 |
| cis-1,3-Dichloropropene | ND | | ug/l | 0.50 | 0.14 | 1 |
| 1,3-Dichloropropene, Total | ND | | ug/l | 0.50 | 0.14 | 1 |
| 1,1-Dichloropropene | ND | | ug/l | 2.5 | 0.70 | 1 |
| Bromoform | ND | | ug/l | 2.0 | 0.65 | 1 |
| 1,1,2,2-Tetrachloroethane | ND | | ug/l | 0.50 | 0.17 | 1 |
| Benzene | ND | | ug/l | 0.50 | 0.16 | 1 |
| Toluene | ND | | ug/l | 2.5 | 0.70 | 1 |
| Ethylbenzene | ND | | ug/l | 2.5 | 0.70 | 1 |
| Chloromethane | ND | | ug/l | 2.5 | 0.70 | 1 |
| Bromomethane | ND | | ug/l | 2.5 | 0.70 | 1 |
| Vinyl chloride | ND | | ug/l | 1.0 | 0.07 | 1 |
| Chloroethane | ND | | ug/l | 2.5 | 0.70 | 1 |
| 1,1-Dichloroethene | ND | | ug/l | 0.50 | 0.17 | 1 |
| trans-1,2-Dichloroethene | ND | | ug/l | 2.5 | 0.70 | 1 |

**Project Name:** NORTH MAIN STREET SITE **Lab Number:** L2304629

**Project Number:** 12814, PHASE 2 **Report Date:** 02/23/23

**SAMPLE RESULTS**

Lab ID: L2304629-01 Date Collected: 01/26/23 13:00

Client ID: TWP-203 Date Received: 01/26/23

Sample Location: 128-158 NORTH MAIN ST. PORT CHESTER NY Field Prep: Not Specified

Sample Depth:

| Parameter | Result | Qualifier | Units | RL | MDL | Dilution Factor |
|---|---|---|---|---|---|---|
| Volatile Organics by GC/MS - Westborough Lab | | | | | | |
| Trichloroethene | ND | | ug/l | 0.50 | 0.18 | 1 |
| 1,2-Dichlorobenzene | ND | | ug/l | 2.5 | 0.70 | 1 |
| 1,3-Dichlorobenzene | ND | | ug/l | 2.5 | 0.70 | 1 |
| 1,4-Dichlorobenzene | ND | | ug/l | 2.5 | 0.70 | 1 |
| Methyl tert butyl ether | ND | | ug/l | 2.5 | 0.70 | 1 |
| p/m-Xylene | ND | | ug/l | 2.5 | 0.70 | 1 |
| o-Xylene | ND | | ug/l | 2.5 | 0.70 | 1 |
| Xylenes, Total | ND | | ug/l | 2.5 | 0.70 | 1 |
| cis-1,2-Dichloroethene | ND | | ug/l | 2.5 | 0.70 | 1 |
| 1,2-Dichloroethene, Total | ND | | ug/l | 2.5 | 0.70 | 1 |
| Dibromomethane | ND | | ug/l | 5.0 | 1.0 | 1 |
| 1,2,3-Trichloropropane | ND | | ug/l | 2.5 | 0.70 | 1 |
| Acrylonitrile | ND | | ug/l | 5.0 | 1.5 | 1 |
| Styrene | ND | | ug/l | 2.5 | 0.70 | 1 |
| Dichlorodifluoromethane | ND | | ug/l | 5.0 | 1.0 | 1 |
| Acetone | ND | | ug/l | 5.0 | 1.5 | 1 |
| Carbon disulfide | ND | | ug/l | 5.0 | 1.0 | 1 |
| 2-Butanone | ND | | ug/l | 5.0 | 1.9 | 1 |
| Vinyl acetate | ND | | ug/l | 5.0 | 1.0 | 1 |
| 4-Methyl-2-pentanone | ND | | ug/l | 5.0 | 1.0 | 1 |
| 2-Hexanone | ND | | ug/l | 5.0 | 1.0 | 1 |
| Bromochloromethane | ND | | ug/l | 2.5 | 0.70 | 1 |
| 2,2-Dichloropropane | ND | | ug/l | 2.5 | 0.70 | 1 |
| 1,2-Dibromoethane | ND | | ug/l | 2.0 | 0.65 | 1 |
| 1,3-Dichloropropane | ND | | ug/l | 2.5 | 0.70 | 1 |
| 1,1,1,2-Tetrachloroethane | ND | | ug/l | 2.5 | 0.70 | 1 |
| Bromobenzene | ND | | ug/l | 2.5 | 0.70 | 1 |
| n-Butylbenzene | ND | | ug/l | 2.5 | 0.70 | 1 |
| sec-Butylbenzene | ND | | ug/l | 2.5 | 0.70 | 1 |
| tert-Butylbenzene | ND | | ug/l | 2.5 | 0.70 | 1 |
| o-Chlorotoluene | ND | | ug/l | 2.5 | 0.70 | 1 |
| p-Chlorotoluene | ND | | ug/l | 2.5 | 0.70 | 1 |
| 1,2-Dibromo-3-chloropropane | ND | | ug/l | 2.5 | 0.70 | 1 |
| Hexachlorobutadiene | ND | | ug/l | 2.5 | 0.70 | 1 |
| Isopropylbenzene | ND | | ug/l | 2.5 | 0.70 | 1 |
| p-Isopropyltoluene | ND | | ug/l | 2.5 | 0.70 | 1 |
| Naphthalene | ND | | ug/l | 2.5 | 0.70 | 1 |

**Project Name:** NORTH MAIN STREET SITE **Lab Number:** L2304629

**Project Number:** 12814, PHASE 2 **Report Date:** 02/23/23

## SAMPLE RESULTS

Lab ID: L2304629-01 Date Collected: 01/26/23 13:00

Client ID: TWP-203 Date Received: 01/26/23

Sample Location: 128-158 NORTH MAIN ST. PORT CHESTER NY Field Prep: Not Specified

Sample Depth:

| Parameter | Result | Qualifier | Units | RL | MDL | Dilution Factor |
|---|---|---|---|---|---|---|
| **Volatile Organics by GC/MS - Westborough Lab** | | | | | | |
| n-Propylbenzene | ND | | ug/l | 2.5 | 0.70 | 1 |
| 1,2,3-Trichlorobenzene | ND | | ug/l | 2.5 | 0.70 | 1 |
| 1,2,4-Trichlorobenzene | ND | | ug/l | 2.5 | 0.70 | 1 |
| 1,3,5-Trimethylbenzene | ND | | ug/l | 2.5 | 0.70 | 1 |
| 1,2,4-Trimethylbenzene | ND | | ug/l | 2.5 | 0.70 | 1 |
| 1,4-Dioxane | ND | | ug/l | 250 | 61. | 1 |
| p-Diethylbenzene | ND | | ug/l | 2.0 | 0.70 | 1 |
| p-Ethyltoluene | ND | | ug/l | 2.0 | 0.70 | 1 |
| 1,2,4,5-Tetramethylbenzene | ND | | ug/l | 2.0 | 0.54 | 1 |
| Ethyl ether | ND | | ug/l | 2.5 | 0.70 | 1 |
| trans-1,4-Dichloro-2-butene | ND | | ug/l | 2.5 | 0.70 | 1 |

| Tentatively Identified Compounds | | | | |
|---|---|---|---|---|
| Total TIC Compounds | 2.41 | J | ug/l | 1 |
| Unknown Naphthalene | 1.37 | J | ug/l | 1 |
| Unknown | 1.04 | J | ug/l | 1 |

| Surrogate | % Recovery | Qualifier | Acceptance Criteria |
|---|---|---|---|
| 1,2-Dichloroethane-d4 | 104 | | 70-130 |
| Toluene-d8 | 97 | | 70-130 |
| 4-Bromofluorobenzene | 97 | | 70-130 |
| Dibromofluoromethane | 121 | | 70-130 |

**Project Name:** NORTH MAIN STREET SITE **Lab Number:** L2304629

**Project Number:** 12814, PHASE 2 **Report Date:** 02/23/23

## SAMPLE RESULTS

Lab ID: L2304629-02
Client ID: FB-50-20230126
Sample Location: 128-158 NORTH MAIN ST. PORT CHESTER NY

Date Collected: 01/26/23 11:35
Date Received: 01/26/23
Field Prep: Not Specified

Sample Depth:
Matrix: Water
Analytical Method: 1,8260D
Analytical Date: 01/31/23 10:50
Analyst: KJD

| Parameter | Result | Qualifier | Units | RL | MDL | Dilution Factor |
|---|---|---|---|---|---|---|
| **Volatile Organics by GC/MS - Westborough Lab** | | | | | | |
| Methylene chloride | ND | | ug/l | 2.5 | 0.70 | 1 |
| 1,1-Dichloroethane | ND | | ug/l | 2.5 | 0.70 | 1 |
| Chloroform | ND | | ug/l | 2.5 | 0.70 | 1 |
| Carbon tetrachloride | ND | | ug/l | 0.50 | 0.13 | 1 |
| 1,2-Dichloropropane | ND | | ug/l | 1.0 | 0.14 | 1 |
| Dibromochloromethane | ND | | ug/l | 0.50 | 0.15 | 1 |
| 1,1,2-Trichloroethane | ND | | ug/l | 1.5 | 0.50 | 1 |
| Tetrachloroethene | ND | | ug/l | 0.50 | 0.18 | 1 |
| Chlorobenzene | ND | | ug/l | 2.5 | 0.70 | 1 |
| Trichlorofluoromethane | ND | | ug/l | 2.5 | 0.70 | 1 |
| 1,2-Dichloroethane | ND | | ug/l | 0.50 | 0.13 | 1 |
| 1,1,1-Trichloroethane | ND | | ug/l | 2.5 | 0.70 | 1 |
| Bromodichloromethane | ND | | ug/l | 0.50 | 0.19 | 1 |
| trans-1,3-Dichloropropene | ND | | ug/l | 0.50 | 0.16 | 1 |
| cis-1,3-Dichloropropene | ND | | ug/l | 0.50 | 0.14 | 1 |
| 1,3-Dichloropropene, Total | ND | | ug/l | 0.50 | 0.14 | 1 |
| 1,1-Dichloropropene | ND | | ug/l | 2.5 | 0.70 | 1 |
| Bromoform | ND | | ug/l | 2.0 | 0.65 | 1 |
| 1,1,2,2-Tetrachloroethane | ND | | ug/l | 0.50 | 0.17 | 1 |
| Benzene | ND | | ug/l | 0.50 | 0.16 | 1 |
| Toluene | ND | | ug/l | 2.5 | 0.70 | 1 |
| Ethylbenzene | ND | | ug/l | 2.5 | 0.70 | 1 |
| Chloromethane | ND | | ug/l | 2.5 | 0.70 | 1 |
| Bromomethane | ND | | ug/l | 2.5 | 0.70 | 1 |
| Vinyl chloride | ND | | ug/l | 1.0 | 0.07 | 1 |
| Chloroethane | ND | | ug/l | 2.5 | 0.70 | 1 |
| 1,1-Dichloroethene | ND | | ug/l | 0.50 | 0.17 | 1 |
| trans-1,2-Dichloroethene | ND | | ug/l | 2.5 | 0.70 | 1 |

**Project Name:** NORTH MAIN STREET SITE **Lab Number:** L2304629

**Project Number:** 12814, PHASE 2 **Report Date:** 02/23/23

**SAMPLE RESULTS**

Lab ID: L2304629-02 Date Collected: 01/26/23 11:35

Client ID: FB-50-20230126 Date Received: 01/26/23

Sample Location: 128-158 NORTH MAIN ST. PORT CHESTER NY Field Prep: Not Specified

Sample Depth:

| Parameter | Result | Qualifier | Units | RL | MDL | Dilution Factor |
|---|---|---|---|---|---|---|
| Volatile Organics by GC/MS - Westborough Lab | | | | | | |
| Trichloroethene | ND | | ug/l | 0.50 | 0.18 | 1 |
| 1,2-Dichlorobenzene | ND | | ug/l | 2.5 | 0.70 | 1 |
| 1,3-Dichlorobenzene | ND | | ug/l | 2.5 | 0.70 | 1 |
| 1,4-Dichlorobenzene | ND | | ug/l | 2.5 | 0.70 | 1 |
| Methyl tert butyl ether | ND | | ug/l | 2.5 | 0.70 | 1 |
| p/m-Xylene | ND | | ug/l | 2.5 | 0.70 | 1 |
| o-Xylene | ND | | ug/l | 2.5 | 0.70 | 1 |
| Xylenes, Total | ND | | ug/l | 2.5 | 0.70 | 1 |
| cis-1,2-Dichloroethene | ND | | ug/l | 2.5 | 0.70 | 1 |
| 1,2-Dichloroethene, Total | ND | | ug/l | 2.5 | 0.70 | 1 |
| Dibromomethane | ND | | ug/l | 5.0 | 1.0 | 1 |
| 1,2,3-Trichloropropane | ND | | ug/l | 2.5 | 0.70 | 1 |
| Acrylonitrile | ND | | ug/l | 5.0 | 1.5 | 1 |
| Styrene | ND | | ug/l | 2.5 | 0.70 | 1 |
| Dichlorodifluoromethane | ND | | ug/l | 5.0 | 1.0 | 1 |
| Acetone | ND | | ug/l | 5.0 | 1.5 | 1 |
| Carbon disulfide | ND | | ug/l | 5.0 | 1.0 | 1 |
| 2-Butanone | ND | | ug/l | 5.0 | 1.9 | 1 |
| Vinyl acetate | ND | | ug/l | 5.0 | 1.0 | 1 |
| 4-Methyl-2-pentanone | ND | | ug/l | 5.0 | 1.0 | 1 |
| 2-Hexanone | ND | | ug/l | 5.0 | 1.0 | 1 |
| Bromochloromethane | ND | | ug/l | 2.5 | 0.70 | 1 |
| 2,2-Dichloropropane | ND | | ug/l | 2.5 | 0.70 | 1 |
| 1,2-Dibromoethane | ND | | ug/l | 2.0 | 0.65 | 1 |
| 1,3-Dichloropropane | ND | | ug/l | 2.5 | 0.70 | 1 |
| 1,1,1,2-Tetrachloroethane | ND | | ug/l | 2.5 | 0.70 | 1 |
| Bromobenzene | ND | | ug/l | 2.5 | 0.70 | 1 |
| n-Butylbenzene | ND | | ug/l | 2.5 | 0.70 | 1 |
| sec-Butylbenzene | ND | | ug/l | 2.5 | 0.70 | 1 |
| tert-Butylbenzene | ND | | ug/l | 2.5 | 0.70 | 1 |
| o-Chlorotoluene | ND | | ug/l | 2.5 | 0.70 | 1 |
| p-Chlorotoluene | ND | | ug/l | 2.5 | 0.70 | 1 |
| 1,2-Dibromo-3-chloropropane | ND | | ug/l | 2.5 | 0.70 | 1 |
| Hexachlorobutadiene | ND | | ug/l | 2.5 | 0.70 | 1 |
| Isopropylbenzene | ND | | ug/l | 2.5 | 0.70 | 1 |
| p-Isopropyltoluene | ND | | ug/l | 2.5 | 0.70 | 1 |
| Naphthalene | ND | | ug/l | 2.5 | 0.70 | 1 |

**Project Name:** NORTH MAIN STREET SITE **Lab Number:** L2304629

**Project Number:** 12814, PHASE 2 **Report Date:** 02/23/23

## SAMPLE RESULTS

Lab ID: L2304629-02 Date Collected: 01/26/23 11:35

Client ID: FB-50-20230126 Date Received: 01/26/23

Sample Location: 128-158 NORTH MAIN ST. PORT CHESTER NY Field Prep: Not Specified

Sample Depth:

| Parameter | Result | Qualifier | Units | RL | MDL | Dilution Factor |
|---|---|---|---|---|---|---|
| **Volatile Organics by GC/MS - Westborough Lab** | | | | | | |
| n-Propylbenzene | ND | | ug/l | 2.5 | 0.70 | 1 |
| 1,2,3-Trichlorobenzene | ND | | ug/l | 2.5 | 0.70 | 1 |
| 1,2,4-Trichlorobenzene | ND | | ug/l | 2.5 | 0.70 | 1 |
| 1,3,5-Trimethylbenzene | ND | | ug/l | 2.5 | 0.70 | 1 |
| 1,2,4-Trimethylbenzene | ND | | ug/l | 2.5 | 0.70 | 1 |
| 1,4-Dioxane | ND | | ug/l | 250 | 61. | 1 |
| p-Diethylbenzene | ND | | ug/l | 2.0 | 0.70 | 1 |
| p-Ethyltoluene | ND | | ug/l | 2.0 | 0.70 | 1 |
| 1,2,4,5-Tetramethylbenzene | ND | | ug/l | 2.0 | 0.54 | 1 |
| Ethyl ether | ND | | ug/l | 2.5 | 0.70 | 1 |
| trans-1,4-Dichloro-2-butene | ND | | ug/l | 2.5 | 0.70 | 1 |

Tentatively Identified Compounds

| | | | |
|---|---|---|---|
| No Tentatively Identified Compounds | ND | ug/l | 1 |

| Surrogate | % Recovery | Qualifier | Acceptance Criteria |
|---|---|---|---|
| 1,2-Dichloroethane-d4 | 97 | | 70-130 |
| Toluene-d8 | 98 | | 70-130 |
| 4-Bromofluorobenzene | 102 | | 70-130 |
| Dibromofluoromethane | 118 | | 70-130 |

**Project Name:** NORTH MAIN STREET SITE **Lab Number:** L2304629

**Project Number:** 12814, PHASE 2 **Report Date:** 02/23/23

## SAMPLE RESULTS

Lab ID: L2304629-03
Client ID: TB-20230126
Sample Location: 128-158 NORTH MAIN ST. PORT CHESTER NY

Date Collected: 01/26/23 00:00
Date Received: 01/26/23
Field Prep: Not Specified

Sample Depth:
Matrix: Water
Analytical Method: 1,8260D
Analytical Date: 01/31/23 10:26
Analyst: KJD

| Parameter | Result | Qualifier | Units | RL | MDL | Dilution Factor |
|---|---|---|---|---|---|---|
| **Volatile Organics by GC/MS - Westborough Lab** | | | | | | |
| Methylene chloride | ND | | ug/l | 2.5 | 0.70 | 1 |
| 1,1-Dichloroethane | ND | | ug/l | 2.5 | 0.70 | 1 |
| Chloroform | ND | | ug/l | 2.5 | 0.70 | 1 |
| Carbon tetrachloride | ND | | ug/l | 0.50 | 0.13 | 1 |
| 1,2-Dichloropropane | ND | | ug/l | 1.0 | 0.14 | 1 |
| Dibromochloromethane | ND | | ug/l | 0.50 | 0.15 | 1 |
| 1,1,2-Trichloroethane | ND | | ug/l | 1.5 | 0.50 | 1 |
| Tetrachloroethene | ND | | ug/l | 0.50 | 0.18 | 1 |
| Chlorobenzene | ND | | ug/l | 2.5 | 0.70 | 1 |
| Trichlorofluoromethane | ND | | ug/l | 2.5 | 0.70 | 1 |
| 1,2-Dichloroethane | ND | | ug/l | 0.50 | 0.13 | 1 |
| 1,1,1-Trichloroethane | ND | | ug/l | 2.5 | 0.70 | 1 |
| Bromodichloromethane | ND | | ug/l | 0.50 | 0.19 | 1 |
| trans-1,3-Dichloropropene | ND | | ug/l | 0.50 | 0.16 | 1 |
| cis-1,3-Dichloropropene | ND | | ug/l | 0.50 | 0.14 | 1 |
| 1,3-Dichloropropene, Total | ND | | ug/l | 0.50 | 0.14 | 1 |
| 1,1-Dichloropropene | ND | | ug/l | 2.5 | 0.70 | 1 |
| Bromoform | ND | | ug/l | 2.0 | 0.65 | 1 |
| 1,1,2,2-Tetrachloroethane | ND | | ug/l | 0.50 | 0.17 | 1 |
| Benzene | ND | | ug/l | 0.50 | 0.16 | 1 |
| Toluene | ND | | ug/l | 2.5 | 0.70 | 1 |
| Ethylbenzene | ND | | ug/l | 2.5 | 0.70 | 1 |
| Chloromethane | ND | | ug/l | 2.5 | 0.70 | 1 |
| Bromomethane | ND | | ug/l | 2.5 | 0.70 | 1 |
| Vinyl chloride | ND | | ug/l | 1.0 | 0.07 | 1 |
| Chloroethane | ND | | ug/l | 2.5 | 0.70 | 1 |
| 1,1-Dichloroethene | ND | | ug/l | 0.50 | 0.17 | 1 |
| trans-1,2-Dichloroethene | ND | | ug/l | 2.5 | 0.70 | 1 |

**Project Name:** NORTH MAIN STREET SITE **Lab Number:** L2304629

**Project Number:** 12814, PHASE 2 **Report Date:** 02/23/23

**SAMPLE RESULTS**

Lab ID: L2304629-03 Date Collected: 01/26/23 00:00

Client ID: TB-20230126 Date Received: 01/26/23

Sample Location: 128-158 NORTH MAIN ST. PORT CHESTER NY Field Prep: Not Specified

Sample Depth:

| Parameter | Result | Qualifier | Units | RL | MDL | Dilution Factor |
|---|---|---|---|---|---|---|
| Volatile Organics by GC/MS - Westborough Lab | | | | | | |
| Trichloroethene | ND | | ug/l | 0.50 | 0.18 | 1 |
| 1,2-Dichlorobenzene | ND | | ug/l | 2.5 | 0.70 | 1 |
| 1,3-Dichlorobenzene | ND | | ug/l | 2.5 | 0.70 | 1 |
| 1,4-Dichlorobenzene | ND | | ug/l | 2.5 | 0.70 | 1 |
| Methyl tert butyl ether | ND | | ug/l | 2.5 | 0.70 | 1 |
| p/m-Xylene | ND | | ug/l | 2.5 | 0.70 | 1 |
| o-Xylene | ND | | ug/l | 2.5 | 0.70 | 1 |
| Xylenes, Total | ND | | ug/l | 2.5 | 0.70 | 1 |
| cis-1,2-Dichloroethene | ND | | ug/l | 2.5 | 0.70 | 1 |
| 1,2-Dichloroethene, Total | ND | | ug/l | 2.5 | 0.70 | 1 |
| Dibromomethane | ND | | ug/l | 5.0 | 1.0 | 1 |
| 1,2,3-Trichloropropane | ND | | ug/l | 2.5 | 0.70 | 1 |
| Acrylonitrile | ND | | ug/l | 5.0 | 1.5 | 1 |
| Styrene | ND | | ug/l | 2.5 | 0.70 | 1 |
| Dichlorodifluoromethane | ND | | ug/l | 5.0 | 1.0 | 1 |
| Acetone | ND | | ug/l | 5.0 | 1.5 | 1 |
| Carbon disulfide | ND | | ug/l | 5.0 | 1.0 | 1 |
| 2-Butanone | ND | | ug/l | 5.0 | 1.9 | 1 |
| Vinyl acetate | ND | | ug/l | 5.0 | 1.0 | 1 |
| 4-Methyl-2-pentanone | ND | | ug/l | 5.0 | 1.0 | 1 |
| 2-Hexanone | ND | | ug/l | 5.0 | 1.0 | 1 |
| Bromochloromethane | ND | | ug/l | 2.5 | 0.70 | 1 |
| 2,2-Dichloropropane | ND | | ug/l | 2.5 | 0.70 | 1 |
| 1,2-Dibromoethane | ND | | ug/l | 2.0 | 0.65 | 1 |
| 1,3-Dichloropropane | ND | | ug/l | 2.5 | 0.70 | 1 |
| 1,1,1,2-Tetrachloroethane | ND | | ug/l | 2.5 | 0.70 | 1 |
| Bromobenzene | ND | | ug/l | 2.5 | 0.70 | 1 |
| n-Butylbenzene | ND | | ug/l | 2.5 | 0.70 | 1 |
| sec-Butylbenzene | ND | | ug/l | 2.5 | 0.70 | 1 |
| tert-Butylbenzene | ND | | ug/l | 2.5 | 0.70 | 1 |
| o-Chlorotoluene | ND | | ug/l | 2.5 | 0.70 | 1 |
| p-Chlorotoluene | ND | | ug/l | 2.5 | 0.70 | 1 |
| 1,2-Dibromo-3-chloropropane | ND | | ug/l | 2.5 | 0.70 | 1 |
| Hexachlorobutadiene | ND | | ug/l | 2.5 | 0.70 | 1 |
| Isopropylbenzene | ND | | ug/l | 2.5 | 0.70 | 1 |
| p-Isopropyltoluene | ND | | ug/l | 2.5 | 0.70 | 1 |
| Naphthalene | ND | | ug/l | 2.5 | 0.70 | 1 |

**Project Name:** NORTH MAIN STREET SITE **Lab Number:** L2304629

**Project Number:** 12814, PHASE 2 **Report Date:** 02/23/23

## SAMPLE RESULTS

Lab ID: L2304629-03 Date Collected: 01/26/23 00:00

Client ID: TB-20230126 Date Received: 01/26/23

Sample Location: 128-158 NORTH MAIN ST. PORT CHESTER NY Field Prep: Not Specified

Sample Depth:

| Parameter | Result | Qualifier | Units | RL | MDL | Dilution Factor |
|---|---|---|---|---|---|---|
| **Volatile Organics by GC/MS - Westborough Lab** | | | | | | |
| n-Propylbenzene | ND | | ug/l | 2.5 | 0.70 | 1 |
| 1,2,3-Trichlorobenzene | ND | | ug/l | 2.5 | 0.70 | 1 |
| 1,2,4-Trichlorobenzene | ND | | ug/l | 2.5 | 0.70 | 1 |
| 1,3,5-Trimethylbenzene | ND | | ug/l | 2.5 | 0.70 | 1 |
| 1,2,4-Trimethylbenzene | ND | | ug/l | 2.5 | 0.70 | 1 |
| 1,4-Dioxane | ND | | ug/l | 250 | 61. | 1 |
| p-Diethylbenzene | ND | | ug/l | 2.0 | 0.70 | 1 |
| p-Ethyltoluene | ND | | ug/l | 2.0 | 0.70 | 1 |
| 1,2,4,5-Tetramethylbenzene | ND | | ug/l | 2.0 | 0.54 | 1 |
| Ethyl ether | ND | | ug/l | 2.5 | 0.70 | 1 |
| trans-1,4-Dichloro-2-butene | ND | | ug/l | 2.5 | 0.70 | 1 |

Tentatively Identified Compounds

| | | | |
|---|---|---|---|
| No Tentatively Identified Compounds | ND | ug/l | 1 |

| Surrogate | % Recovery | Qualifier | Acceptance Criteria |
|---|---|---|---|
| 1,2-Dichloroethane-d4 | 99 | | 70-130 |
| Toluene-d8 | 98 | | 70-130 |
| 4-Bromofluorobenzene | 103 | | 70-130 |
| Dibromofluoromethane | 117 | | 70-130 |

**Project Name:** NORTH MAIN STREET SITE **Lab Number:** L2304629

**Project Number:** 12814, PHASE 2 **Report Date:** 02/23/23

# Method Blank Analysis
## Batch Quality Control

Analytical Method: 1,8260D
Analytical Date: 01/31/23 10:02
Analyst: PID

| Parameter | Result | Qualifier | Units | RL | MDL |
|---|---|---|---|---|---|
| Volatile Organics by GC/MS - Westborough Lab for sample(s): 01-03 Batch: WG1739683-5 | | | | | |
| Methylene chloride | ND | | ug/l | 2.5 | 0.70 |
| 1,1-Dichloroethane | ND | | ug/l | 2.5 | 0.70 |
| Chloroform | ND | | ug/l | 2.5 | 0.70 |
| Carbon tetrachloride | ND | | ug/l | 0.50 | 0.13 |
| 1,2-Dichloropropane | ND | | ug/l | 1.0 | 0.14 |
| Dibromochloromethane | ND | | ug/l | 0.50 | 0.15 |
| 1,1,2-Trichloroethane | ND | | ug/l | 1.5 | 0.50 |
| Tetrachloroethene | ND | | ug/l | 0.50 | 0.18 |
| Chlorobenzene | ND | | ug/l | 2.5 | 0.70 |
| Trichlorofluoromethane | ND | | ug/l | 2.5 | 0.70 |
| 1,2-Dichloroethane | ND | | ug/l | 0.50 | 0.13 |
| 1,1,1-Trichloroethane | ND | | ug/l | 2.5 | 0.70 |
| Bromodichloromethane | ND | | ug/l | 0.50 | 0.19 |
| trans-1,3-Dichloropropene | ND | | ug/l | 0.50 | 0.16 |
| cis-1,3-Dichloropropene | ND | | ug/l | 0.50 | 0.14 |
| 1,3-Dichloropropene, Total | ND | | ug/l | 0.50 | 0.14 |
| 1,1-Dichloropropene | ND | | ug/l | 2.5 | 0.70 |
| Bromoform | ND | | ug/l | 2.0 | 0.65 |
| 1,1,2,2-Tetrachloroethane | ND | | ug/l | 0.50 | 0.17 |
| Benzene | ND | | ug/l | 0.50 | 0.16 |
| Toluene | ND | | ug/l | 2.5 | 0.70 |
| Ethylbenzene | ND | | ug/l | 2.5 | 0.70 |
| Chloromethane | ND | | ug/l | 2.5 | 0.70 |
| Bromomethane | ND | | ug/l | 2.5 | 0.70 |
| Vinyl chloride | ND | | ug/l | 1.0 | 0.07 |
| Chloroethane | ND | | ug/l | 2.5 | 0.70 |
| 1,1-Dichloroethene | ND | | ug/l | 0.50 | 0.17 |
| trans-1,2-Dichloroethene | ND | | ug/l | 2.5 | 0.70 |
| Trichloroethene | ND | | ug/l | 0.50 | 0.18 |

**Project Name:** NORTH MAIN STREET SITE **Lab Number:** L2304629

**Project Number:** 12814, PHASE 2 **Report Date:** 02/23/23

# Method Blank Analysis
## Batch Quality Control

Analytical Method: 1,8260D
Analytical Date: 01/31/23 10:02
Analyst: PID

| Parameter | Result | Qualifier | Units | RL | MDL |
|---|---|---|---|---|---|
| Volatile Organics by GC/MS - Westborough Lab for sample(s): 01-03 Batch: WG1739683-5 | | | | | |
| 1,2-Dichlorobenzene | ND | | ug/l | 2.5 | 0.70 |
| 1,3-Dichlorobenzene | ND | | ug/l | 2.5 | 0.70 |
| 1,4-Dichlorobenzene | ND | | ug/l | 2.5 | 0.70 |
| Methyl tert butyl ether | ND | | ug/l | 2.5 | 0.70 |
| p/m-Xylene | ND | | ug/l | 2.5 | 0.70 |
| o-Xylene | ND | | ug/l | 2.5 | 0.70 |
| Xylenes, Total | ND | | ug/l | 2.5 | 0.70 |
| cis-1,2-Dichloroethene | ND | | ug/l | 2.5 | 0.70 |
| 1,2-Dichloroethene, Total | ND | | ug/l | 2.5 | 0.70 |
| Dibromomethane | ND | | ug/l | 5.0 | 1.0 |
| 1,2,3-Trichloropropane | ND | | ug/l | 2.5 | 0.70 |
| Acrylonitrile | ND | | ug/l | 5.0 | 1.5 |
| Styrene | ND | | ug/l | 2.5 | 0.70 |
| Dichlorodifluoromethane | ND | | ug/l | 5.0 | 1.0 |
| Acetone | ND | | ug/l | 5.0 | 1.5 |
| Carbon disulfide | ND | | ug/l | 5.0 | 1.0 |
| 2-Butanone | ND | | ug/l | 5.0 | 1.9 |
| Vinyl acetate | ND | | ug/l | 5.0 | 1.0 |
| 4-Methyl-2-pentanone | ND | | ug/l | 5.0 | 1.0 |
| 2-Hexanone | ND | | ug/l | 5.0 | 1.0 |
| Bromochloromethane | ND | | ug/l | 2.5 | 0.70 |
| 2,2-Dichloropropane | ND | | ug/l | 2.5 | 0.70 |
| 1,2-Dibromoethane | ND | | ug/l | 2.0 | 0.65 |
| 1,3-Dichloropropane | ND | | ug/l | 2.5 | 0.70 |
| 1,1,1,2-Tetrachloroethane | ND | | ug/l | 2.5 | 0.70 |
| Bromobenzene | ND | | ug/l | 2.5 | 0.70 |
| n-Butylbenzene | ND | | ug/l | 2.5 | 0.70 |
| sec-Butylbenzene | ND | | ug/l | 2.5 | 0.70 |
| tert-Butylbenzene | ND | | ug/l | 2.5 | 0.70 |

**Project Name:** NORTH MAIN STREET SITE **Lab Number:** L2304629

**Project Number:** 12814, PHASE 2 **Report Date:** 02/23/23

# Method Blank Analysis
## Batch Quality Control

Analytical Method: 1,8260D
Analytical Date: 01/31/23 10:02
Analyst: PID

| Parameter | Result | Qualifier | Units | RL | MDL |
|---|---|---|---|---|---|
| Volatile Organics by GC/MS - Westborough Lab for sample(s): 01-03 Batch: WG1739683-5 | | | | | |
| o-Chlorotoluene | ND | | ug/l | 2.5 | 0.70 |
| p-Chlorotoluene | ND | | ug/l | 2.5 | 0.70 |
| 1,2-Dibromo-3-chloropropane | ND | | ug/l | 2.5 | 0.70 |
| Hexachlorobutadiene | ND | | ug/l | 2.5 | 0.70 |
| Isopropylbenzene | ND | | ug/l | 2.5 | 0.70 |
| p-Isopropyltoluene | ND | | ug/l | 2.5 | 0.70 |
| Naphthalene | ND | | ug/l | 2.5 | 0.70 |
| n-Propylbenzene | ND | | ug/l | 2.5 | 0.70 |
| 1,2,3-Trichlorobenzene | ND | | ug/l | 2.5 | 0.70 |
| 1,2,4-Trichlorobenzene | ND | | ug/l | 2.5 | 0.70 |
| 1,3,5-Trimethylbenzene | ND | | ug/l | 2.5 | 0.70 |
| 1,2,4-Trimethylbenzene | ND | | ug/l | 2.5 | 0.70 |
| 1,4-Dioxane | ND | | ug/l | 250 | 61. |
| p-Diethylbenzene | ND | | ug/l | 2.0 | 0.70 |
| p-Ethyltoluene | ND | | ug/l | 2.0 | 0.70 |
| 1,2,4,5-Tetramethylbenzene | ND | | ug/l | 2.0 | 0.54 |
| Ethyl ether | ND | | ug/l | 2.5 | 0.70 |
| trans-1,4-Dichloro-2-butene | ND | | ug/l | 2.5 | 0.70 |

Tentatively Identified Compounds

| | | |
|---|---|---|
| No Tentatively Identified Compounds | ND | ug/l |

**Project Name:** NORTH MAIN STREET SITE **Lab Number:** L2304629

**Project Number:** 12814, PHASE 2 **Report Date:** 02/23/23

# Method Blank Analysis
## Batch Quality Control

Analytical Method: 1,8260D
Analytical Date: 01/31/23 10:02
Analyst: PID

| Parameter | Result | Qualifier | Units | RL | MDL |
|---|---|---|---|---|---|
| Volatile Organics by GC/MS - Westborough Lab for sample(s): 01-03 Batch: WG1739683-5 | | | | | |

| Surrogate | %Recovery | Qualifier | Acceptance Criteria |
|---|---|---|---|
| 1,2-Dichloroethane-d4 | 97 | | 70-130 |
| Toluene-d8 | 99 | | 70-130 |
| 4-Bromofluorobenzene | 100 | | 70-130 |
| Dibromofluoromethane | 116 | | 70-130 |

# Lab Control Sample Analysis
## Batch Quality Control

**Project Name:** NORTH MAIN STREET SITE
**Project Number:** 12814, PHASE 2

**Lab Number:** L2304629
**Report Date:** 02/23/23

| Parameter | LCS %Recovery | Qual | LCSD %Recovery | Qual | %Recovery Limits | RPD | Qual | RPD Limits |
|---|---|---|---|---|---|---|---|---|
| Volatile Organics by GC/MS - Westborough Lab Associated sample(s): 01-03 Batch: WG1739683-3 WG1739683-4 | | | | | | | | |
| Methylene chloride | 120 | | 120 | | 70-130 | 0 | | 20 |
| 1,1-Dichloroethane | 100 | | 110 | | 70-130 | 10 | | 20 |
| Chloroform | 100 | | 100 | | 70-130 | 0 | | 20 |
| Carbon tetrachloride | 100 | | 110 | | 63-132 | 10 | | 20 |
| 1,2-Dichloropropane | 98 | | 98 | | 70-130 | 0 | | 20 |
| Dibromochloromethane | 83 | | 80 | | 63-130 | 4 | | 20 |
| 1,1,2-Trichloroethane | 88 | | 89 | | 70-130 | 1 | | 20 |
| Tetrachloroethene | 98 | | 97 | | 70-130 | 1 | | 20 |
| Chlorobenzene | 98 | | 100 | | 75-130 | 2 | | 20 |
| Trichlorofluoromethane | 110 | | 110 | | 62-150 | 0 | | 20 |
| 1,2-Dichloroethane | 89 | | 88 | | 70-130 | 1 | | 20 |
| 1,1,1-Trichloroethane | 100 | | 100 | | 67-130 | 0 | | 20 |
| Bromodichloromethane | 95 | | 96 | | 67-130 | 1 | | 20 |
| trans-1,3-Dichloropropene | 86 | | 85 | | 70-130 | 1 | | 20 |
| cis-1,3-Dichloropropene | 94 | | 98 | | 70-130 | 4 | | 20 |
| 1,1-Dichloropropene | 98 | | 100 | | 70-130 | 2 | | 20 |
| Bromoform | 83 | | 81 | | 54-136 | 2 | | 20 |
| 1,1,2,2-Tetrachloroethane | 92 | | 97 | | 67-130 | 5 | | 20 |
| Benzene | 100 | | 100 | | 70-130 | 0 | | 20 |
| Toluene | 98 | | 100 | | 70-130 | 2 | | 20 |
| Ethylbenzene | 98 | | 100 | | 70-130 | 2 | | 20 |
| Chloromethane | 94 | | 100 | | 64-130 | 6 | | 20 |
| Bromomethane | 90 | | 100 | | 39-139 | 11 | | 20 |

# Lab Control Sample Analysis
## Batch Quality Control

**Project Name:** NORTH MAIN STREET SITE
**Project Number:** 12814, PHASE 2

**Lab Number:** L2304629
**Report Date:** 02/23/23

| Parameter | LCS %Recovery | Qual | LCSD %Recovery | Qual | %Recovery Limits | RPD | Qual | RPD Limits |
|---|---|---|---|---|---|---|---|---|
| Volatile Organics by GC/MS - Westborough Lab Associated sample(s): 01-03 Batch: WG1739683-3 WG1739683-4 | | | | | | | | |
| Vinyl chloride | 110 | | 120 | | 55-140 | 9 | | 20 |
| Chloroethane | 110 | | 120 | | 55-138 | 9 | | 20 |
| 1,1-Dichloroethene | 120 | | 120 | | 61-145 | 0 | | 20 |
| trans-1,2-Dichloroethene | 110 | | 120 | | 70-130 | 9 | | 20 |
| Trichloroethene | 94 | | 94 | | 70-130 | 0 | | 20 |
| 1,2-Dichlorobenzene | 96 | | 100 | | 70-130 | 4 | | 20 |
| 1,3-Dichlorobenzene | 99 | | 100 | | 70-130 | 1 | | 20 |
| 1,4-Dichlorobenzene | 96 | | 100 | | 70-130 | 4 | | 20 |
| Methyl tert butyl ether | 92 | | 95 | | 63-130 | 3 | | 20 |
| p/m-Xylene | 100 | | 105 | | 70-130 | 5 | | 20 |
| o-Xylene | 100 | | 105 | | 70-130 | 5 | | 20 |
| cis-1,2-Dichloroethene | 110 | | 110 | | 70-130 | 0 | | 20 |
| Dibromomethane | 100 | | 100 | | 70-130 | 0 | | 20 |
| 1,2,3-Trichloropropane | 85 | | 89 | | 64-130 | 5 | | 20 |
| Acrylonitrile | 100 | | 100 | | 70-130 | 0 | | 20 |
| Styrene | 100 | | 105 | | 70-130 | 5 | | 20 |
| Dichlorodifluoromethane | 95 | | 100 | | 36-147 | 5 | | 20 |
| Acetone | 120 | | 110 | | 58-148 | 9 | | 20 |
| Carbon disulfide | 110 | | 120 | | 51-130 | 9 | | 20 |
| 2-Butanone | 85 | | 85 | | 63-138 | 0 | | 20 |
| Vinyl acetate | 110 | | 110 | | 70-130 | 0 | | 20 |
| 4-Methyl-2-pentanone | 78 | | 86 | | 59-130 | 10 | | 20 |
| 2-Hexanone | 77 | | 79 | | 57-130 | 3 | | 20 |

# Lab Control Sample Analysis
## Batch Quality Control

**Project Name:** NORTH MAIN STREET SITE
**Project Number:** 12814, PHASE 2
**Lab Number:** L2304629
**Report Date:** 02/23/23

| Parameter | LCS %Recovery | Qual | LCSD %Recovery | Qual | %Recovery Limits | RPD | Qual | RPD Limits |
|---|---|---|---|---|---|---|---|---|
| Volatile Organics by GC/MS - Westborough Lab Associated sample(s): 01-03 Batch: WG1739683-3 WG1739683-4 | | | | | | | | |
| Bromochloromethane | 110 | | 110 | | 70-130 | 0 | | 20 |
| 2,2-Dichloropropane | 100 | | 110 | | 63-133 | 10 | | 20 |
| 1,2-Dibromoethane | 91 | | 87 | | 70-130 | 4 | | 20 |
| 1,3-Dichloropropane | 89 | | 88 | | 70-130 | 1 | | 20 |
| 1,1,1,2-Tetrachloroethane | 87 | | 88 | | 64-130 | 1 | | 20 |
| Bromobenzene | 94 | | 100 | | 70-130 | 6 | | 20 |
| n-Butylbenzene | 97 | | 100 | | 53-136 | 3 | | 20 |
| sec-Butylbenzene | 100 | | 110 | | 70-130 | 10 | | 20 |
| tert-Butylbenzene | 100 | | 110 | | 70-130 | 10 | | 20 |
| o-Chlorotoluene | 99 | | 100 | | 70-130 | 1 | | 20 |
| p-Chlorotoluene | 97 | | 100 | | 70-130 | 3 | | 20 |
| 1,2-Dibromo-3-chloropropane | 99 | | 100 | | 41-144 | 1 | | 20 |
| Hexachlorobutadiene | 98 | | 110 | | 63-130 | 12 | | 20 |
| Isopropylbenzene | 98 | | 100 | | 70-130 | 2 | | 20 |
| p-Isopropyltoluene | 100 | | 110 | | 70-130 | 10 | | 20 |
| Naphthalene | 93 | | 98 | | 70-130 | 5 | | 20 |
| n-Propylbenzene | 97 | | 100 | | 69-130 | 3 | | 20 |
| 1,2,3-Trichlorobenzene | 98 | | 100 | | 70-130 | 2 | | 20 |
| 1,2,4-Trichlorobenzene | 94 | | 100 | | 70-130 | 6 | | 20 |
| 1,3,5-Trimethylbenzene | 92 | | 99 | | 64-130 | 7 | | 20 |
| 1,2,4-Trimethylbenzene | 92 | | 96 | | 70-130 | 4 | | 20 |
| 1,4-Dioxane | 112 | | 114 | | 56-162 | 2 | | 20 |
| p-Diethylbenzene | 96 | | 100 | | 70-130 | 4 | | 20 |

# Lab Control Sample Analysis
## Batch Quality Control

**Project Name:** NORTH MAIN STREET SITE
**Project Number:** 12814, PHASE 2

**Lab Number:** L2304629
**Report Date:** 02/23/23

| Parameter | LCS %Recovery | Qual | LCSD %Recovery | Qual | %Recovery Limits | RPD | Qual | RPD Limits |
|---|---|---|---|---|---|---|---|---|
| Volatile Organics by GC/MS - Westborough Lab Associated sample(s): 01-03 Batch: WG1739683-3 WG1739683-4 | | | | | | | | |
| p-Ethyltoluene | 98 | | 100 | | 70-130 | 2 | | 20 |
| 1,2,4,5-Tetramethylbenzene | 92 | | 97 | | 70-130 | 5 | | 20 |
| Ethyl ether | 100 | | 100 | | 59-134 | 0 | | 20 |
| trans-1,4-Dichloro-2-butene | 77 | | 76 | | 70-130 | 1 | | 20 |

| Surrogate | LCS %Recovery | Qual | LCSD %Recovery | Qual | Acceptance Criteria |
|---|---|---|---|---|---|
| 1,2-Dichloroethane-d4 | 92 | | 92 | | 70-130 |
| Toluene-d8 | 99 | | 100 | | 70-130 |
| 4-Bromofluorobenzene | 97 | | 103 | | 70-130 |
| Dibromofluoromethane | 105 | | 103 | | 70-130 |

# SEMIVOLATILES

**Project Name:** NORTH MAIN STREET SITE
**Project Number:** 12814, PHASE 2
**Lab Number:** L2304629
**Report Date:** 02/23/23

## SAMPLE RESULTS

Lab ID: L2304629-01
Client ID: TWP-203
Sample Location: 128-158 NORTH MAIN ST. PORT CHESTER NY

Date Collected: 01/26/23 13:00
Date Received: 01/26/23
Field Prep: Not Specified

Sample Depth:
Matrix: Water
Analytical Method: 1,8270E
Analytical Date: 01/31/23 10:56
Analyst: SZ

Extraction Method: EPA 3510C
Extraction Date: 01/29/23 15:08

| Parameter | Result | Qualifier | Units | RL | MDL | Dilution Factor |
|---|---|---|---|---|---|---|
| Semivolatile Organics by GC/MS - Westborough Lab | | | | | | |
| 1,2,4-Trichlorobenzene | ND | | ug/l | 5.0 | 0.50 | 1 |
| Bis(2-chloroethyl)ether | ND | | ug/l | 2.0 | 0.50 | 1 |
| 1,2-Dichlorobenzene | ND | | ug/l | 2.0 | 0.45 | 1 |
| 1,3-Dichlorobenzene | ND | | ug/l | 2.0 | 0.40 | 1 |
| 1,4-Dichlorobenzene | ND | | ug/l | 2.0 | 0.43 | 1 |
| 3,3'-Dichlorobenzidine | ND | | ug/l | 5.0 | 1.6 | 1 |
| 2,4-Dinitrotoluene | ND | | ug/l | 5.0 | 1.2 | 1 |
| 2,6-Dinitrotoluene | ND | | ug/l | 5.0 | 0.93 | 1 |
| 4-Chlorophenyl phenyl ether | ND | | ug/l | 2.0 | 0.49 | 1 |
| 4-Bromophenyl phenyl ether | ND | | ug/l | 2.0 | 0.38 | 1 |
| Bis(2-chloroisopropyl)ether | ND | | ug/l | 2.0 | 0.53 | 1 |
| Bis(2-chloroethoxy)methane | ND | | ug/l | 5.0 | 0.50 | 1 |
| Hexachlorocyclopentadiene | ND | | ug/l | 20 | 0.69 | 1 |
| Isophorone | ND | | ug/l | 5.0 | 1.2 | 1 |
| Nitrobenzene | ND | | ug/l | 2.0 | 0.77 | 1 |
| NDPA/DPA | ND | | ug/l | 2.0 | 0.42 | 1 |
| n-Nitrosodi-n-propylamine | ND | | ug/l | 5.0 | 0.64 | 1 |
| Bis(2-ethylhexyl)phthalate | ND | | ug/l | 3.0 | 1.5 | 1 |
| Butyl benzyl phthalate | ND | | ug/l | 5.0 | 1.2 | 1 |
| Di-n-butylphthalate | ND | | ug/l | 5.0 | 0.39 | 1 |
| Di-n-octylphthalate | ND | | ug/l | 5.0 | 1.3 | 1 |
| Diethyl phthalate | ND | | ug/l | 5.0 | 0.38 | 1 |
| Dimethyl phthalate | ND | | ug/l | 5.0 | 1.8 | 1 |
| Biphenyl | ND | | ug/l | 2.0 | 0.46 | 1 |
| 4-Chloroaniline | ND | | ug/l | 5.0 | 1.1 | 1 |
| 2-Nitroaniline | ND | | ug/l | 5.0 | 0.50 | 1 |
| 3-Nitroaniline | ND | | ug/l | 5.0 | 0.81 | 1 |
| 4-Nitroaniline | ND | | ug/l | 5.0 | 0.80 | 1 |

**Project Name:** NORTH MAIN STREET SITE **Lab Number:** L2304629

**Project Number:** 12814, PHASE 2 **Report Date:** 02/23/23

## SAMPLE RESULTS

Lab ID: L2304629-01 Date Collected: 01/26/23 13:00

Client ID: TWP-203 Date Received: 01/26/23

Sample Location: 128-158 NORTH MAIN ST. PORT CHESTER NY Field Prep: Not Specified

Sample Depth:

| Parameter | Result | Qualifier | Units | RL | MDL | Dilution Factor |
|---|---|---|---|---|---|---|
| Semivolatile Organics by GC/MS - Westborough Lab | | | | | | |
| Dibenzofuran | ND | | ug/l | 2.0 | 0.50 | 1 |
| 1,2,4,5-Tetrachlorobenzene | ND | | ug/l | 10 | 0.44 | 1 |
| Acetophenone | ND | | ug/l | 5.0 | 0.53 | 1 |
| 2,4,6-Trichlorophenol | ND | | ug/l | 5.0 | 0.61 | 1 |
| p-Chloro-m-cresol | ND | | ug/l | 2.0 | 0.35 | 1 |
| 2-Chlorophenol | ND | | ug/l | 2.0 | 0.48 | 1 |
| 2,4-Dichlorophenol | ND | | ug/l | 5.0 | 0.41 | 1 |
| 2,4-Dimethylphenol | ND | | ug/l | 5.0 | 1.8 | 1 |
| 2-Nitrophenol | ND | | ug/l | 10 | 0.85 | 1 |
| 4-Nitrophenol | ND | | ug/l | 10 | 0.67 | 1 |
| 2,4-Dinitrophenol | ND | | ug/l | 20 | 6.6 | 1 |
| 4,6-Dinitro-o-cresol | ND | | ug/l | 10 | 1.8 | 1 |
| Phenol | ND | | ug/l | 5.0 | 0.57 | 1 |
| 2-Methylphenol | ND | | ug/l | 5.0 | 0.49 | 1 |
| 3-Methylphenol/4-Methylphenol | ND | | ug/l | 5.0 | 0.48 | 1 |
| 2,4,5-Trichlorophenol | ND | | ug/l | 5.0 | 0.77 | 1 |
| Benzoic Acid | 8.6 | J | ug/l | 50 | 2.6 | 1 |
| Benzyl Alcohol | ND | | ug/l | 2.0 | 0.59 | 1 |
| Carbazole | ND | | ug/l | 2.0 | 0.49 | 1 |

**Project Name:** NORTH MAIN STREET SITE **Lab Number:** L2304629

**Project Number:** 12814, PHASE 2 **Report Date:** 02/23/23

## SAMPLE RESULTS

| | | | |
|---|---|---|---|
| Lab ID: | L2304629-01 | Date Collected: | 01/26/23 13:00 |
| Client ID: | TWP-203 | Date Received: | 01/26/23 |
| Sample Location: | 128-158 NORTH MAIN ST. PORT CHESTER NY | Field Prep: | Not Specified |

Sample Depth:

| Parameter | Result | Qualifier | Units | RL | MDL | Dilution Factor |
|---|---|---|---|---|---|---|
| Semivolatile Organics by GC/MS - Westborough Lab | | | | | | |
| Tentatively Identified Compounds | | | | | | |
| Total TIC Compounds | 139 | J | ug/l | | | 1 |
| Unknown | 5.82 | J | ug/l | | | 1 |
| Unknown | 11.8 | J | ug/l | | | 1 |
| Unknown | 6.87 | J | ug/l | | | 1 |
| Unknown | 7.02 | J | ug/l | | | 1 |
| Unknown | 7.13 | J | ug/l | | | 1 |
| Unknown Cycloalkane | 6.33 | J | ug/l | | | 1 |
| Unknown | 4.69 | J | ug/l | | | 1 |
| Unknown | 7.13 | J | ug/l | | | 1 |
| Unknown Thiophene | 14.5 | J | ug/l | | | 1 |
| Unknown | 9.53 | J | ug/l | | | 1 |
| Unknown | 11.9 | J | ug/l | | | 1 |
| Unknown | 35.4 | J | ug/l | | | 1 |
| Unknown | 4.91 | J | ug/l | | | 1 |
| Unknown | 5.89 | J | ug/l | | | 1 |

| Surrogate | % Recovery | Qualifier | Acceptance Criteria |
|---|---|---|---|
| 2-Fluorophenol | 49 | | 21-120 |
| Phenol-d6 | 41 | | 10-120 |
| Nitrobenzene-d5 | 74 | | 23-120 |
| 2-Fluorobiphenyl | 56 | | 15-120 |
| 2,4,6-Tribromophenol | 64 | | 10-120 |
| 4-Terphenyl-d14 | 65 | | 41-149 |

**Project Name:** NORTH MAIN STREET SITE
**Project Number:** 12814, PHASE 2
**Lab Number:** L2304629
**Report Date:** 02/23/23

## SAMPLE RESULTS

Lab ID: L2304629-01
Client ID: TWP-203
Sample Location: 128-158 NORTH MAIN ST. PORT CHESTER NY

Date Collected: 01/26/23 13:00
Date Received: 01/26/23
Field Prep: Not Specified

Sample Depth:
Matrix: Water
Analytical Method: 144,1633
Analytical Date: 02/20/23 18:07
Analyst: PNB

Extraction Method: EPA 1633
Extraction Date: 02/17/23 11:23

| Parameter | Result | Qualifier | Units | RL | MDL | Dilution Factor |
|---|---|---|---|---|---|---|
| **Perfluorinated Alkyl Acids by EPA 1633 - Mansfield Lab** | | | | | | |
| Perfluorobutanoic Acid (PFBA) | 45.8 | | ng/l | 14.7 | 2.36 | 1 |
| Perfluoropentanoic Acid (PFPeA) | 111 | | ng/l | 7.36 | 1.97 | 1 |
| Perfluorobutanesulfonic Acid (PFBS) | 24.6 | | ng/l | 3.68 | 1.23 | 1 |
| Perfluorohexanoic Acid (PFHxA) | 75.2 | | ng/l | 3.68 | 1.08 | 1 |
| Perfluoroheptanoic Acid (PFHpA) | 39.0 | | ng/l | 3.68 | 0.736 | 1 |
| Perfluorohexanesulfonic Acid (PFHxS) | 4.78 | | ng/l | 3.68 | 0.883 | 1 |
| Perfluorooctanoic Acid (PFOA) | 89.0 | | ng/l | 3.68 | 1.60 | 1 |
| 1H,1H,2H,2H-Perfluorooctanesulfonic Acid (6:2FTS) | ND | | ng/l | 14.7 | 4.97 | 1 |
| Perfluoroheptanesulfonic Acid (PFHpS) | ND | | ng/l | 3.68 | 0.994 | 1 |
| Perfluorononanoic Acid (PFNA) | 7.36 | | ng/l | 3.68 | 1.16 | 1 |
| Perfluorooctanesulfonic Acid (PFOS) | 22.4 | | ng/l | 3.68 | 1.67 | 1 |
| Perfluorodecanoic Acid (PFDA) | ND | | ng/l | 3.68 | 1.49 | 1 |
| 1H,1H,2H,2H-Perfluorodecanesulfonic Acid (8:2FTS) | ND | | ng/l | 14.7 | 5.72 | 1 |
| N-Methyl Perfluorooctanesulfonamidoacetic Acid (NMeFOSAA) | ND | | ng/l | 3.68 | 2.00 | 1 |
| Perfluoroundecanoic Acid (PFUnA) | ND | | ng/l | 3.68 | 1.60 | 1 |
| Perfluorodecanesulfonic Acid (PFDS) | ND | | ng/l | 3.68 | 0.846 | 1 |
| Perfluorooctanesulfonamide (PFOSA) | ND | | ng/l | 3.68 | 0.994 | 1 |
| N-Ethyl Perfluorooctanesulfonamidoacetic Acid (NEtFOSAA) | ND | | ng/l | 3.68 | 1.99 | 1 |
| Perfluorododecanoic Acid (PFDoA) | ND | | ng/l | 3.68 | 1.69 | 1 |
| Perfluorotridecanoic Acid (PFTrDA) | ND | | ng/l | 3.68 | 1.38 | 1 |
| Perfluorotetradecanoic Acid (PFTeDA) | ND | | ng/l | 3.68 | 0.975 | 1 |
| PFOA/PFOS, Total | 111 | | ng/l | 3.68 | 1.60 | 1 |

**Project Name:** NORTH MAIN STREET SITE **Lab Number:** L2304629

**Project Number:** 12814, PHASE 2 **Report Date:** 02/23/23

## SAMPLE RESULTS

| | | | |
|---|---|---|---|
| Lab ID: | L2304629-01 | Date Collected: | 01/26/23 13:00 |
| Client ID: | TWP-203 | Date Received: | 01/26/23 |
| Sample Location: | 128-158 NORTH MAIN ST. PORT CHESTER NY | Field Prep: | Not Specified |

Sample Depth:

| Parameter | Result | Qualifier | Units | RL | MDL | Dilution Factor |
|---|---|---|---|---|---|---|

Perfluorinated Alkyl Acids by EPA 1633 - Mansfield Lab

| Surrogate | % Recovery | Qualifier | Acceptance Criteria |
|---|---|---|---|
| Perfluoro-n-[13C4]Butanoic Acid (13C4-PFBA) | 97 | | 20-150 |
| Perfluoro-n-[13C5]Pentanoic Acid (13C5-PFPeA) | 75 | | 20-150 |
| Perfluoro-1-[2,3,4-13C3]Butanesulfonic Acid (13C3-PFBS) | 89 | | 20-150 |
| Perfluoro-n-[1,2,3,4,6-13C5]Hexanoic Acid (13C5-PFHxA) | 79 | | 20-150 |
| Perfluoro-n-[1,2,3,4-13C4]Heptanoic Acid (13C4-PFHpA) | 79 | | 20-150 |
| Perfluoro-1-[1,2,3-13C3]Hexanesulfonic Acid (13C3-PFHxS) | 87 | | 20-150 |
| Perfluoro-n-[13C8]Octanoic Acid (13C8-PFOA) | 89 | | 20-150 |
| 1H,1H,2H,2H-Perfluoro-1-[1,2-13C2]Octanesulfonic Acid (13C2-6:2FTS) | 103 | | 20-150 |
| Perfluoro-n-[13C9]Nonanoic Acid (13C9-PFNA) | 90 | | 20-150 |
| Perfluoro-1-[13C8]Octanesulfonic Acid (13C8-PFOS) | 85 | | 20-150 |
| Perfluoro-n-[1,2,3,4,5,6-13C6]Decanoic Acid (13C6-PFDA) | 76 | | 20-150 |
| 1H,1H,2H,2H-Perfluoro-1-[1,2-13C2]Decanesulfonic Acid (13C2-8:2FTS) | 150 | | 20-150 |
| N-Methyl-d3-perfluoro-1-octanesulfonamidoacetic Acid (D3-NMeFOSAA) | 69 | | 20-150 |
| Perfluoro-n-[1,2,3,4,5,6,7-13C7]Undecanoic Acid (13C7-PFUnA) | 78 | | 20-150 |
| Perfluoro-1-[13C8]Octanesulfonamide (13C8-PFOSA) | 78 | | 20-150 |
| N-Ethyl-d5-perfluoro-1-octanesulfonamidoacetic Acid (D5-NEtFOSAA) | 79 | | 20-150 |
| Perfluoro-n-[1,2-13C2]Dodecanoic Acid (13C2-PFDoA) | 60 | | 20-150 |
| Perfluoro-n-[1,2-13C2]Tetradecanoic Acid (13C2-PFTeDA) | 68 | | 20-150 |

**Project Name:** NORTH MAIN STREET SITE
**Project Number:** 12814, PHASE 2
**Lab Number:** L2304629
**Report Date:** 02/23/23

## SAMPLE RESULTS

Lab ID: L2304629-01 D
Client ID: TWP-203
Sample Location: 128-158 NORTH MAIN ST. PORT CHESTER NY

Date Collected: 01/26/23 13:00
Date Received: 01/26/23
Field Prep: Not Specified

Sample Depth:
Matrix: Water
Analytical Method: 1,8270E-SIM
Analytical Date: 01/31/23 18:23
Analyst: AH

Extraction Method: EPA 3510C
Extraction Date: 01/29/23 15:09

| Parameter | Result | Qualifier | Units | RL | MDL | Dilution Factor |
|---|---|---|---|---|---|---|
| Semivolatile Organics by GC/MS-SIM - Westborough Lab | | | | | | |
| Acenaphthene | 0.11 | J | ug/l | 0.50 | 0.07 | 5 |
| 2-Chloronaphthalene | 0.48 | J | ug/l | 1.0 | 0.09 | 5 |
| Fluoranthene | 1.8 | | ug/l | 0.50 | 0.10 | 5 |
| Hexachlorobutadiene | ND | | ug/l | 2.5 | 0.23 | 5 |
| Naphthalene | ND | | ug/l | 0.50 | 0.24 | 5 |
| Benzo(a)anthracene | 2.1 | | ug/l | 0.50 | 0.10 | 5 |
| Benzo(a)pyrene | 2.6 | | ug/l | 0.50 | 0.08 | 5 |
| Benzo(b)fluoranthene | ND | | ug/l | 0.50 | 0.06 | 5 |
| Benzo(k)fluoranthene | ND | | ug/l | 0.50 | 0.04 | 5 |
| Chrysene | 5.6 | | ug/l | 0.50 | 0.06 | 5 |
| Acenaphthylene | ND | | ug/l | 0.50 | 0.06 | 5 |
| Anthracene | ND | | ug/l | 0.50 | 0.07 | 5 |
| Benzo(ghi)perylene | 20 | | ug/l | 0.50 | 0.07 | 5 |
| Fluorene | ND | | ug/l | 0.50 | 0.07 | 5 |
| Phenanthrene | ND | | ug/l | 0.50 | 0.12 | 5 |
| Dibenzo(a,h)anthracene | ND | | ug/l | 0.50 | 0.06 | 5 |
| Indeno(1,2,3-cd)pyrene | 1.7 | | ug/l | 0.50 | 0.06 | 5 |
| Pyrene | 21 | | ug/l | 0.50 | 0.10 | 5 |
| 2-Methylnaphthalene | ND | | ug/l | 0.50 | 0.11 | 5 |
| Pentachlorophenol | ND | | ug/l | 4.0 | 0.07 | 5 |
| Hexachlorobenzene | ND | | ug/l | 4.0 | 0.05 | 5 |
| Hexachloroethane | ND | | ug/l | 4.0 | 0.32 | 5 |

**Project Name:** NORTH MAIN STREET SITE **Lab Number:** L2304629

**Project Number:** 12814, PHASE 2 **Report Date:** 02/23/23

## SAMPLE RESULTS

Lab ID: L2304629-01 D Date Collected: 01/26/23 13:00

Client ID: TWP-203 Date Received: 01/26/23

Sample Location: 128-158 NORTH MAIN ST. PORT CHESTER NY Field Prep: Not Specified

Sample Depth:

| Parameter | Result | Qualifier | Units | RL | MDL | Dilution Factor |
|---|---|---|---|---|---|---|
| Semivolatile Organics by GC/MS-SIM - Westborough Lab | | | | | | |

| Surrogate | % Recovery | Qualifier | Acceptance Criteria |
|---|---|---|---|
| 2-Fluorophenol | 55 | | 21-120 |
| Phenol-d6 | 48 | | 10-120 |
| Nitrobenzene-d5 | 116 | | 23-120 |
| 2-Fluorobiphenyl | 75 | | 15-120 |
| 2,4,6-Tribromophenol | **132** | Q | 10-120 |
| 4-Terphenyl-d14 | 75 | | 41-149 |

**Project Name:** NORTH MAIN STREET SITE
**Lab Number:** L2304629
**Project Number:** 12814, PHASE 2
**Report Date:** 02/23/23

## SAMPLE RESULTS

Lab ID: L2304629-01 D
Client ID: TWP-203
Sample Location: 128-158 NORTH MAIN ST. PORT CHESTER NY

Date Collected: 01/26/23 13:00
Date Received: 01/26/23
Field Prep: Not Specified

Sample Depth:
Matrix: Water
Analytical Method: 1,8270E-SIM
Analytical Date: 02/02/23 01:55
Analyst: TPR

Extraction Method: EPA 3510C
Extraction Date: 01/29/23 16:30

| Parameter | Result | Qualifier | Units | RL | MDL | Dilution Factor |
|---|---|---|---|---|---|---|
| 1,4 Dioxane by 8270E-SIM - Mansfield Lab | | | | | | |
| 1,4-Dioxane | ND | | ng/l | 1340 | 303. | 10 |

| Surrogate | % Recovery | Qualifier | Acceptance Criteria |
|---|---|---|---|
| 1,4-Dioxane-d8 | 33 | | 15-110 |

**Project Name:** NORTH MAIN STREET SITE
**Project Number:** 12814, PHASE 2
**Lab Number:** L2304629
**Report Date:** 02/23/23

## SAMPLE RESULTS

Lab ID: L2304629-02
Client ID: FB-50-20230126
Sample Location: 128-158 NORTH MAIN ST. PORT CHESTER NY

Date Collected: 01/26/23 11:35
Date Received: 01/26/23
Field Prep: Not Specified

Sample Depth:
Matrix: Water
Analytical Method: 1,8270E
Analytical Date: 01/31/23 06:39
Analyst: SZ

Extraction Method: EPA 3510C
Extraction Date: 01/29/23 15:08

| Parameter | Result | Qualifier | Units | RL | MDL | Dilution Factor |
|---|---|---|---|---|---|---|
| Semivolatile Organics by GC/MS - Westborough Lab | | | | | | |
| 1,2,4-Trichlorobenzene | ND | | ug/l | 5.0 | 0.50 | 1 |
| Bis(2-chloroethyl)ether | ND | | ug/l | 2.0 | 0.50 | 1 |
| 1,2-Dichlorobenzene | ND | | ug/l | 2.0 | 0.45 | 1 |
| 1,3-Dichlorobenzene | ND | | ug/l | 2.0 | 0.40 | 1 |
| 1,4-Dichlorobenzene | ND | | ug/l | 2.0 | 0.43 | 1 |
| 3,3'-Dichlorobenzidine | ND | | ug/l | 5.0 | 1.6 | 1 |
| 2,4-Dinitrotoluene | ND | | ug/l | 5.0 | 1.2 | 1 |
| 2,6-Dinitrotoluene | ND | | ug/l | 5.0 | 0.93 | 1 |
| 4-Chlorophenyl phenyl ether | ND | | ug/l | 2.0 | 0.49 | 1 |
| 4-Bromophenyl phenyl ether | ND | | ug/l | 2.0 | 0.38 | 1 |
| Bis(2-chloroisopropyl)ether | ND | | ug/l | 2.0 | 0.53 | 1 |
| Bis(2-chloroethoxy)methane | ND | | ug/l | 5.0 | 0.50 | 1 |
| Hexachlorocyclopentadiene | ND | | ug/l | 20 | 0.69 | 1 |
| Isophorone | ND | | ug/l | 5.0 | 1.2 | 1 |
| Nitrobenzene | ND | | ug/l | 2.0 | 0.77 | 1 |
| NDPA/DPA | ND | | ug/l | 2.0 | 0.42 | 1 |
| n-Nitrosodi-n-propylamine | ND | | ug/l | 5.0 | 0.64 | 1 |
| Bis(2-ethylhexyl)phthalate | ND | | ug/l | 3.0 | 1.5 | 1 |
| Butyl benzyl phthalate | ND | | ug/l | 5.0 | 1.2 | 1 |
| Di-n-butylphthalate | ND | | ug/l | 5.0 | 0.39 | 1 |
| Di-n-octylphthalate | ND | | ug/l | 5.0 | 1.3 | 1 |
| Diethyl phthalate | ND | | ug/l | 5.0 | 0.38 | 1 |
| Dimethyl phthalate | ND | | ug/l | 5.0 | 1.8 | 1 |
| Biphenyl | ND | | ug/l | 2.0 | 0.46 | 1 |
| 4-Chloroaniline | ND | | ug/l | 5.0 | 1.1 | 1 |
| 2-Nitroaniline | ND | | ug/l | 5.0 | 0.50 | 1 |
| 3-Nitroaniline | ND | | ug/l | 5.0 | 0.81 | 1 |
| 4-Nitroaniline | ND | | ug/l | 5.0 | 0.80 | 1 |

**Project Name:** NORTH MAIN STREET SITE **Lab Number:** L2304629

**Project Number:** 12814, PHASE 2 **Report Date:** 02/23/23

## SAMPLE RESULTS

Lab ID: L2304629-02 Date Collected: 01/26/23 11:35

Client ID: FB-50-20230126 Date Received: 01/26/23

Sample Location: 128-158 NORTH MAIN ST. PORT CHESTER NY Field Prep: Not Specified

Sample Depth:

| Parameter | Result | Qualifier | Units | RL | MDL | Dilution Factor |
|---|---|---|---|---|---|---|
| **Semivolatile Organics by GC/MS - Westborough Lab** | | | | | | |
| Dibenzofuran | ND | | ug/l | 2.0 | 0.50 | 1 |
| 1,2,4,5-Tetrachlorobenzene | ND | | ug/l | 10 | 0.44 | 1 |
| Acetophenone | ND | | ug/l | 5.0 | 0.53 | 1 |
| 2,4,6-Trichlorophenol | ND | | ug/l | 5.0 | 0.61 | 1 |
| p-Chloro-m-cresol | ND | | ug/l | 2.0 | 0.35 | 1 |
| 2-Chlorophenol | ND | | ug/l | 2.0 | 0.48 | 1 |
| 2,4-Dichlorophenol | ND | | ug/l | 5.0 | 0.41 | 1 |
| 2,4-Dimethylphenol | ND | | ug/l | 5.0 | 1.8 | 1 |
| 2-Nitrophenol | ND | | ug/l | 10 | 0.85 | 1 |
| 4-Nitrophenol | ND | | ug/l | 10 | 0.67 | 1 |
| 2,4-Dinitrophenol | ND | | ug/l | 20 | 6.6 | 1 |
| 4,6-Dinitro-o-cresol | ND | | ug/l | 10 | 1.8 | 1 |
| Phenol | ND | | ug/l | 5.0 | 0.57 | 1 |
| 2-Methylphenol | ND | | ug/l | 5.0 | 0.49 | 1 |
| 3-Methylphenol/4-Methylphenol | ND | | ug/l | 5.0 | 0.48 | 1 |
| 2,4,5-Trichlorophenol | ND | | ug/l | 5.0 | 0.77 | 1 |
| Benzoic Acid | ND | | ug/l | 50 | 2.6 | 1 |
| Benzyl Alcohol | ND | | ug/l | 2.0 | 0.59 | 1 |
| Carbazole | ND | | ug/l | 2.0 | 0.49 | 1 |

| Tentatively Identified Compounds | | | | |
|---|---|---|---|---|
| Total TIC Compounds | 35.5 | J | ug/l | 1 |
| Unknown Organic Acid | 15.7 | J | ug/l | 1 |
| Unknown | 3.56 | J | ug/l | 1 |
| Unknown | 1.49 | J | ug/l | 1 |
| Unknown Alkane | 1.78 | J | ug/l | 1 |
| Unknown | 1.56 | J | ug/l | 1 |
| Unknown | 3.93 | J | ug/l | 1 |
| Unknown | 1.56 | J | ug/l | 1 |
| Unknown Organic Acid | 5.93 | J | ug/l | 1 |

**Project Name:** NORTH MAIN STREET SITE **Lab Number:** L2304629

**Project Number:** 12814, PHASE 2 **Report Date:** 02/23/23

## SAMPLE RESULTS

| | | | |
|---|---|---|---|
| Lab ID: | L2304629-02 | Date Collected: | 01/26/23 11:35 |
| Client ID: | FB-50-20230126 | Date Received: | 01/26/23 |
| Sample Location: | 128-158 NORTH MAIN ST. PORT CHESTER NY | Field Prep: | Not Specified |

Sample Depth:

| Parameter | Result | Qualifier | Units | RL | MDL | Dilution Factor |
|---|---|---|---|---|---|---|
| Semivolatile Organics by GC/MS - Westborough Lab | | | | | | |

| Surrogate | % Recovery | Qualifier | Acceptance Criteria |
|---|---|---|---|
| 2-Fluorophenol | 50 | | 21-120 |
| Phenol-d6 | 47 | | 10-120 |
| Nitrobenzene-d5 | 84 | | 23-120 |
| 2-Fluorobiphenyl | 64 | | 15-120 |
| 2,4,6-Tribromophenol | 39 | | 10-120 |
| 4-Terphenyl-d14 | 66 | | 41-149 |

**Project Name:** NORTH MAIN STREET SITE
**Lab Number:** L2304629
**Project Number:** 12814, PHASE 2
**Report Date:** 02/23/23

## SAMPLE RESULTS

Lab ID: L2304629-02
Client ID: FB-50-20230126
Sample Location: 128-158 NORTH MAIN ST. PORT CHESTER NY

Date Collected: 01/26/23 11:35
Date Received: 01/26/23
Field Prep: Not Specified

Sample Depth:
Matrix: Water
Analytical Method: 1,8270E-SIM
Analytical Date: 01/31/23 14:55
Analyst: AMV

Extraction Method: EPA 3510C
Extraction Date: 01/29/23 16:30

| Parameter | Result | Qualifier | Units | RL | MDL | Dilution Factor |
|---|---|---|---|---|---|---|
| 1,4 Dioxane by 8270E-SIM - Mansfield Lab | | | | | | |
| 1,4-Dioxane | ND | | ng/l | 144 | 32.6 | 1 |

| Surrogate | % Recovery | Qualifier | Acceptance Criteria |
|---|---|---|---|
| 1,4-Dioxane-d8 | 48 | | 15-110 |

**Project Name:** NORTH MAIN STREET SITE
**Project Number:** 12814, PHASE 2

**Lab Number:** L2304629
**Report Date:** 02/23/23

## SAMPLE RESULTS

Lab ID: L2304629-02
Client ID: FB-50-20230126
Sample Location: 128-158 NORTH MAIN ST. PORT CHESTER NY

Date Collected: 01/26/23 11:35
Date Received: 01/26/23
Field Prep: Not Specified

Sample Depth:
Matrix: Water
Analytical Method: 1,8270E-SIM
Analytical Date: 02/02/23 08:56
Analyst: AH

Extraction Method: EPA 3510C
Extraction Date: 02/01/23 12:01

| Parameter | Result | Qualifier | Units | RL | MDL | Dilution Factor |
|---|---|---|---|---|---|---|
| Semivolatile Organics by GC/MS-SIM - Westborough Lab | | | | | | |
| Acenaphthene | ND | | ug/l | 0.10 | 0.01 | 1 |
| 2-Chloronaphthalene | ND | | ug/l | 0.20 | 0.02 | 1 |
| Fluoranthene | ND | | ug/l | 0.10 | 0.02 | 1 |
| Hexachlorobutadiene | ND | | ug/l | 0.50 | 0.05 | 1 |
| Naphthalene | ND | | ug/l | 0.10 | 0.05 | 1 |
| Benzo(a)anthracene | ND | | ug/l | 0.10 | 0.02 | 1 |
| Benzo(a)pyrene | ND | | ug/l | 0.10 | 0.02 | 1 |
| Benzo(b)fluoranthene | ND | | ug/l | 0.10 | 0.01 | 1 |
| Benzo(k)fluoranthene | ND | | ug/l | 0.10 | 0.01 | 1 |
| Chrysene | ND | | ug/l | 0.10 | 0.01 | 1 |
| Acenaphthylene | ND | | ug/l | 0.10 | 0.01 | 1 |
| Anthracene | ND | | ug/l | 0.10 | 0.01 | 1 |
| Benzo(ghi)perylene | ND | | ug/l | 0.10 | 0.01 | 1 |
| Fluorene | ND | | ug/l | 0.10 | 0.01 | 1 |
| Phenanthrene | ND | | ug/l | 0.10 | 0.02 | 1 |
| Dibenzo(a,h)anthracene | ND | | ug/l | 0.10 | 0.01 | 1 |
| Indeno(1,2,3-cd)pyrene | ND | | ug/l | 0.10 | 0.01 | 1 |
| Pyrene | ND | | ug/l | 0.10 | 0.02 | 1 |
| 2-Methylnaphthalene | ND | | ug/l | 0.10 | 0.02 | 1 |
| Pentachlorophenol | ND | | ug/l | 0.80 | 0.01 | 1 |
| Hexachlorobenzene | ND | | ug/l | 0.80 | 0.01 | 1 |
| Hexachloroethane | ND | | ug/l | 0.80 | 0.06 | 1 |

**Project Name:** NORTH MAIN STREET SITE **Lab Number:** L2304629

**Project Number:** 12814, PHASE 2 **Report Date:** 02/23/23

## SAMPLE RESULTS

| | | | |
|---|---|---|---|
| Lab ID: | L2304629-02 | Date Collected: | 01/26/23 11:35 |
| Client ID: | FB-50-20230126 | Date Received: | 01/26/23 |
| Sample Location: | 128-158 NORTH MAIN ST. PORT CHESTER NY | Field Prep: | Not Specified |

Sample Depth:

| Parameter | Result | Qualifier | Units | RL | MDL | Dilution Factor |
|---|---|---|---|---|---|---|

Semivolatile Organics by GC/MS-SIM - Westborough Lab

| Surrogate | % Recovery | Qualifier | Acceptance Criteria |
|---|---|---|---|
| 2-Fluorophenol | 56 | | 21-120 |
| Phenol-d6 | 54 | | 10-120 |
| Nitrobenzene-d5 | **133** | Q | 23-120 |
| 2-Fluorobiphenyl | 90 | | 15-120 |
| 2,4,6-Tribromophenol | 96 | | 10-120 |
| 4-Terphenyl-d14 | 93 | | 41-149 |

**Project Name:** NORTH MAIN STREET SITE
**Project Number:** 12814, PHASE 2
**Lab Number:** L2304629
**Report Date:** 02/23/23

## SAMPLE RESULTS

Lab ID: L2304629-02
Client ID: FB-50-20230126
Sample Location: 128-158 NORTH MAIN ST. PORT CHESTER NY

Date Collected: 01/26/23 11:35
Date Received: 01/26/23
Field Prep: Not Specified

Sample Depth:
Matrix: Water
Analytical Method: 144,1633
Analytical Date: 02/20/23 18:19
Analyst: PNB

Extraction Method: EPA 1633
Extraction Date: 02/17/23 11:23

| Parameter | Result | Qualifier | Units | RL | MDL | Dilution Factor |
|---|---|---|---|---|---|---|
| **Perfluorinated Alkyl Acids by EPA 1633 - Mansfield Lab** | | | | | | |
| Perfluorobutanoic Acid (PFBA) | ND | | ng/l | 5.98 | 0.956 | 1 |
| Perfluoropentanoic Acid (PFPeA) | ND | | ng/l | 2.99 | 0.800 | 1 |
| Perfluorobutanesulfonic Acid (PFBS) | ND | | ng/l | 1.49 | 0.501 | 1 |
| Perfluorohexanoic Acid (PFHxA) | ND | | ng/l | 1.49 | 0.441 | 1 |
| Perfluoroheptanoic Acid (PFHpA) | ND | | ng/l | 1.49 | 0.299 | 1 |
| Perfluorohexanesulfonic Acid (PFHxS) | ND | | ng/l | 1.49 | 0.359 | 1 |
| Perfluorooctanoic Acid (PFOA) | ND | | ng/l | 1.49 | 0.650 | 1 |
| 1H,1H,2H,2H-Perfluorooctanesulfonic Acid (6:2FTS) | ND | | ng/l | 5.98 | 2.02 | 1 |
| Perfluoroheptanesulfonic Acid (PFHpS) | ND | | ng/l | 1.49 | 0.404 | 1 |
| Perfluorononanoic Acid (PFNA) | ND | | ng/l | 1.49 | 0.471 | 1 |
| Perfluorooctanesulfonic Acid (PFOS) | ND | | ng/l | 1.49 | 0.680 | 1 |
| Perfluorodecanoic Acid (PFDA) | ND | | ng/l | 1.49 | 0.605 | 1 |
| 1H,1H,2H,2H-Perfluorodecanesulfonic Acid (8:2FTS) | ND | | ng/l | 5.98 | 2.32 | 1 |
| N-Methyl Perfluorooctanesulfonamidoacetic Acid (NMeFOSAA) | ND | | ng/l | 1.49 | 0.814 | 1 |
| Perfluoroundecanoic Acid (PFUnA) | ND | | ng/l | 1.49 | 0.650 | 1 |
| Perfluorodecanesulfonic Acid (PFDS) | ND | | ng/l | 1.49 | 0.344 | 1 |
| Perfluorooctanesulfonamide (PFOSA) | ND | | ng/l | 1.49 | 0.404 | 1 |
| N-Ethyl Perfluorooctanesulfonamidoacetic Acid (NEtFOSAA) | ND | | ng/l | 1.49 | 0.807 | 1 |
| Perfluorododecanoic Acid (PFDoA) | ND | | ng/l | 1.49 | 0.688 | 1 |
| Perfluorotridecanoic Acid (PFTrDA) | ND | | ng/l | 1.49 | 0.560 | 1 |
| Perfluorotetradecanoic Acid (PFTeDA) | ND | | ng/l | 1.49 | 0.396 | 1 |
| PFOA/PFOS, Total | ND | | ng/l | 1.49 | 0.650 | 1 |

**Project Name:** NORTH MAIN STREET SITE **Lab Number:** L2304629

**Project Number:** 12814, PHASE 2 **Report Date:** 02/23/23

## SAMPLE RESULTS

| | | | |
|---|---|---|---|
| Lab ID: | L2304629-02 | Date Collected: | 01/26/23 11:35 |
| Client ID: | FB-50-20230126 | Date Received: | 01/26/23 |
| Sample Location: | 128-158 NORTH MAIN ST. PORT CHESTER NY | Field Prep: | Not Specified |

Sample Depth:

| Parameter | Result | Qualifier | Units | RL | MDL | Dilution Factor |
|---|---|---|---|---|---|---|

Perfluorinated Alkyl Acids by EPA 1633 - Mansfield Lab

| Surrogate | % Recovery | Qualifier | Acceptance Criteria |
|---|---|---|---|
| Perfluoro-n-[13C4]Butanoic Acid (13C4-PFBA) | 101 | | 20-150 |
| Perfluoro-n-[13C5]Pentanoic Acid (13C5-PFPeA) | 100 | | 20-150 |
| Perfluoro-1-[2,3,4-13C3]Butanesulfonic Acid (13C3-PFBS) | 90 | | 20-150 |
| Perfluoro-n-[1,2,3,4,6-13C5]Hexanoic Acid (13C5-PFHxA) | 104 | | 20-150 |
| Perfluoro-n-[1,2,3,4-13C4]Heptanoic Acid (13C4-PFHpA) | 100 | | 20-150 |
| Perfluoro-1-[1,2,3-13C3]Hexanesulfonic Acid (13C3-PFHxS) | 74 | | 20-150 |
| Perfluoro-n-[13C8]Octanoic Acid (13C8-PFOA) | 100 | | 20-150 |
| 1H,1H,2H,2H-Perfluoro-1-[1,2-13C2]Octanesulfonic Acid (13C2-6:2FTS) | 84 | | 20-150 |
| Perfluoro-n-[13C9]Nonanoic Acid (13C9-PFNA) | 96 | | 20-150 |
| Perfluoro-1-[13C8]Octanesulfonic Acid (13C8-PFOS) | 98 | | 20-150 |
| Perfluoro-n-[1,2,3,4,5,6-13C6]Decanoic Acid (13C6-PFDA) | 90 | | 20-150 |
| 1H,1H,2H,2H-Perfluoro-1-[1,2-13C2]Decanesulfonic Acid (13C2-8:2FTS) | 88 | | 20-150 |
| N-Methyl-d3-perfluoro-1-octanesulfonamidoacetic Acid (D3-NMeFOSAA) | 79 | | 20-150 |
| Perfluoro-n-[1,2,3,4,5,6,7-13C7]Undecanoic Acid (13C7-PFUnA) | 90 | | 20-150 |
| Perfluoro-1-[13C8]Octanesulfonamide (13C8-PFOSA) | 90 | | 20-150 |
| N-Ethyl-d5-perfluoro-1-octanesulfonamidoacetic Acid (D5-NEtFOSAA) | 95 | | 20-150 |
| Perfluoro-n-[1,2-13C2]Dodecanoic Acid (13C2-PFDoA) | 87 | | 20-150 |
| Perfluoro-n-[1,2-13C2]Tetradecanoic Acid (13C2-PFTeDA) | 74 | | 20-150 |

**Project Name:** NORTH MAIN STREET SITE
**Project Number:** 12814, PHASE 2

**Lab Number:** L2304629
**Report Date:** 02/23/23

# Method Blank Analysis
## Batch Quality Control

Analytical Method: 1,8270E
Analytical Date: 01/30/23 13:36
Analyst: SZ

Extraction Method: EPA 3510C
Extraction Date: 01/29/23 08:07

| Parameter | Result | Qualifier | Units | RL | MDL |
|---|---|---|---|---|---|
| Semivolatile Organics by GC/MS - Westborough Lab for sample(s): 01-02 Batch: WG1738440-1 | | | | | |
| Acenaphthene | ND | | ug/l | 2.0 | 0.44 |
| 1,2,4-Trichlorobenzene | ND | | ug/l | 5.0 | 0.50 |
| Hexachlorobenzene | ND | | ug/l | 2.0 | 0.46 |
| Bis(2-chloroethyl)ether | ND | | ug/l | 2.0 | 0.50 |
| 2-Chloronaphthalene | ND | | ug/l | 2.0 | 0.44 |
| 1,2-Dichlorobenzene | ND | | ug/l | 2.0 | 0.45 |
| 1,3-Dichlorobenzene | ND | | ug/l | 2.0 | 0.40 |
| 1,4-Dichlorobenzene | ND | | ug/l | 2.0 | 0.43 |
| 3,3'-Dichlorobenzidine | ND | | ug/l | 5.0 | 1.6 |
| 2,4-Dinitrotoluene | ND | | ug/l | 5.0 | 1.2 |
| 2,6-Dinitrotoluene | ND | | ug/l | 5.0 | 0.93 |
| Fluoranthene | ND | | ug/l | 2.0 | 0.26 |
| 4-Chlorophenyl phenyl ether | ND | | ug/l | 2.0 | 0.49 |
| 4-Bromophenyl phenyl ether | ND | | ug/l | 2.0 | 0.38 |
| Bis(2-chloroisopropyl)ether | ND | | ug/l | 2.0 | 0.53 |
| Bis(2-chloroethoxy)methane | ND | | ug/l | 5.0 | 0.50 |
| Hexachlorobutadiene | ND | | ug/l | 2.0 | 0.66 |
| Hexachlorocyclopentadiene | ND | | ug/l | 20 | 0.69 |
| Hexachloroethane | ND | | ug/l | 2.0 | 0.58 |
| Isophorone | ND | | ug/l | 5.0 | 1.2 |
| Naphthalene | ND | | ug/l | 2.0 | 0.46 |
| Nitrobenzene | ND | | ug/l | 2.0 | 0.77 |
| NDPA/DPA | ND | | ug/l | 2.0 | 0.42 |
| n-Nitrosodi-n-propylamine | ND | | ug/l | 5.0 | 0.64 |
| Bis(2-ethylhexyl)phthalate | ND | | ug/l | 3.0 | 1.5 |
| Butyl benzyl phthalate | ND | | ug/l | 5.0 | 1.2 |
| Di-n-butylphthalate | ND | | ug/l | 5.0 | 0.39 |
| Di-n-octylphthalate | ND | | ug/l | 5.0 | 1.3 |
| Diethyl phthalate | ND | | ug/l | 5.0 | 0.38 |

**Project Name:** NORTH MAIN STREET SITE
**Project Number:** 12814, PHASE 2

**Lab Number:** L2304629
**Report Date:** 02/23/23

# Method Blank Analysis
## Batch Quality Control

Analytical Method: 1,8270E
Analytical Date: 01/30/23 13:36
Analyst: SZ

Extraction Method: EPA 3510C
Extraction Date: 01/29/23 08:07

| Parameter | Result | Qualifier | Units | RL | MDL |
|---|---|---|---|---|---|
| Semivolatile Organics by GC/MS - Westborough Lab for sample(s): 01-02 Batch: WG1738440-1 | | | | | |
| Dimethyl phthalate | ND | | ug/l | 5.0 | 1.8 |
| Benzo(a)anthracene | ND | | ug/l | 2.0 | 0.32 |
| Benzo(a)pyrene | ND | | ug/l | 2.0 | 0.41 |
| Benzo(b)fluoranthene | ND | | ug/l | 2.0 | 0.35 |
| Benzo(k)fluoranthene | ND | | ug/l | 2.0 | 0.37 |
| Chrysene | ND | | ug/l | 2.0 | 0.34 |
| Acenaphthylene | ND | | ug/l | 2.0 | 0.46 |
| Anthracene | ND | | ug/l | 2.0 | 0.33 |
| Benzo(ghi)perylene | ND | | ug/l | 2.0 | 0.30 |
| Fluorene | ND | | ug/l | 2.0 | 0.41 |
| Phenanthrene | ND | | ug/l | 2.0 | 0.33 |
| Dibenzo(a,h)anthracene | ND | | ug/l | 2.0 | 0.32 |
| Indeno(1,2,3-cd)pyrene | ND | | ug/l | 2.0 | 0.40 |
| Pyrene | ND | | ug/l | 2.0 | 0.28 |
| Biphenyl | ND | | ug/l | 2.0 | 0.46 |
| 4-Chloroaniline | ND | | ug/l | 5.0 | 1.1 |
| 2-Nitroaniline | ND | | ug/l | 5.0 | 0.50 |
| 3-Nitroaniline | ND | | ug/l | 5.0 | 0.81 |
| 4-Nitroaniline | ND | | ug/l | 5.0 | 0.80 |
| Dibenzofuran | ND | | ug/l | 2.0 | 0.50 |
| 2-Methylnaphthalene | ND | | ug/l | 2.0 | 0.45 |
| 1,2,4,5-Tetrachlorobenzene | ND | | ug/l | 10 | 0.44 |
| Acetophenone | ND | | ug/l | 5.0 | 0.53 |
| 2,4,6-Trichlorophenol | ND | | ug/l | 5.0 | 0.61 |
| p-Chloro-m-cresol | ND | | ug/l | 2.0 | 0.35 |
| 2-Chlorophenol | ND | | ug/l | 2.0 | 0.48 |
| 2,4-Dichlorophenol | ND | | ug/l | 5.0 | 0.41 |
| 2,4-Dimethylphenol | ND | | ug/l | 5.0 | 1.8 |
| 2-Nitrophenol | ND | | ug/l | 10 | 0.85 |

**Project Name:** NORTH MAIN STREET SITE
**Project Number:** 12814, PHASE 2

**Lab Number:** L2304629
**Report Date:** 02/23/23

# Method Blank Analysis
## Batch Quality Control

Analytical Method: 1,8270E
Analytical Date: 01/30/23 13:36
Analyst: SZ

Extraction Method: EPA 3510C
Extraction Date: 01/29/23 08:07

| Parameter | Result | Qualifier | Units | RL | MDL |
|---|---|---|---|---|---|
| Semivolatile Organics by GC/MS - Westborough Lab for sample(s): 01-02 Batch: WG1738440-1 | | | | | |
| 4-Nitrophenol | ND | | ug/l | 10 | 0.67 |
| 2,4-Dinitrophenol | ND | | ug/l | 20 | 6.6 |
| 4,6-Dinitro-o-cresol | ND | | ug/l | 10 | 1.8 |
| Pentachlorophenol | ND | | ug/l | 10 | 1.8 |
| Phenol | ND | | ug/l | 5.0 | 0.57 |
| 2-Methylphenol | ND | | ug/l | 5.0 | 0.49 |
| 3-Methylphenol/4-Methylphenol | ND | | ug/l | 5.0 | 0.48 |
| 2,4,5-Trichlorophenol | ND | | ug/l | 5.0 | 0.77 |
| Benzoic Acid | ND | | ug/l | 50 | 2.6 |
| Benzyl Alcohol | ND | | ug/l | 2.0 | 0.59 |
| Carbazole | ND | | ug/l | 2.0 | 0.49 |

| Tentatively Identified Compounds | | | |
|---|---|---|---|
| Total TIC Compounds | 40.1 | J | ug/l |
| Unknown | 3.27 | J | ug/l |
| Unknown Organic Acid | 9.89 | J | ug/l |
| Unknown | 1.53 | J | ug/l |
| Unknown Alkane | 1.89 | J | ug/l |
| Unknown Organic Acid | 12.5 | J | ug/l |
| Unknown | 4.94 | J | ug/l |
| Unknown | 2.54 | J | ug/l |
| Unknown | 3.53 | J | ug/l |

**Project Name:** NORTH MAIN STREET SITE
**Project Number:** 12814, PHASE 2

**Lab Number:** L2304629
**Report Date:** 02/23/23

# Method Blank Analysis
## Batch Quality Control

Analytical Method: 1,8270E
Analytical Date: 01/30/23 13:36
Analyst: SZ

Extraction Method: EPA 3510C
Extraction Date: 01/29/23 08:07

| Parameter | Result | Qualifier | Units | RL | MDL |
|---|---|---|---|---|---|
| Semivolatile Organics by GC/MS - Westborough Lab for sample(s): 01-02 Batch: WG1738440-1 | | | | | |

| Surrogate | %Recovery | Qualifier | Acceptance Criteria |
|---|---|---|---|
| 2-Fluorophenol | 57 | | 21-120 |
| Phenol-d6 | 47 | | 10-120 |
| Nitrobenzene-d5 | 76 | | 23-120 |
| 2-Fluorobiphenyl | 79 | | 15-120 |
| 2,4,6-Tribromophenol | 53 | | 10-120 |
| 4-Terphenyl-d14 | 87 | | 41-149 |

**Project Name:** NORTH MAIN STREET SITE
**Project Number:** 12814, PHASE 2

**Lab Number:** L2304629
**Report Date:** 02/23/23

# Method Blank Analysis
## Batch Quality Control

Analytical Method: 1,8270E-SIM
Analytical Date: 01/30/23 17:21
Analyst: JJW

Extraction Method: EPA 3510C
Extraction Date: 01/29/23 08:09

| Parameter | Result | Qualifier | Units | RL | MDL |
|---|---|---|---|---|---|
| Semivolatile Organics by GC/MS-SIM - Westborough Lab for sample(s): 01 Batch: WG1738441-1 | | | | | |
| Acenaphthene | ND | | ug/l | 0.10 | 0.01 |
| 2-Chloronaphthalene | ND | | ug/l | 0.20 | 0.02 |
| Fluoranthene | ND | | ug/l | 0.10 | 0.02 |
| Hexachlorobutadiene | ND | | ug/l | 0.50 | 0.05 |
| Naphthalene | ND | | ug/l | 0.10 | 0.05 |
| Benzo(a)anthracene | ND | | ug/l | 0.10 | 0.02 |
| Benzo(a)pyrene | ND | | ug/l | 0.10 | 0.02 |
| Benzo(b)fluoranthene | ND | | ug/l | 0.10 | 0.01 |
| Benzo(k)fluoranthene | ND | | ug/l | 0.10 | 0.01 |
| Chrysene | ND | | ug/l | 0.10 | 0.01 |
| Acenaphthylene | ND | | ug/l | 0.10 | 0.01 |
| Anthracene | ND | | ug/l | 0.10 | 0.01 |
| Benzo(ghi)perylene | ND | | ug/l | 0.10 | 0.01 |
| Fluorene | ND | | ug/l | 0.10 | 0.01 |
| Phenanthrene | ND | | ug/l | 0.10 | 0.02 |
| Dibenzo(a,h)anthracene | ND | | ug/l | 0.10 | 0.01 |
| Indeno(1,2,3-cd)pyrene | ND | | ug/l | 0.10 | 0.01 |
| Pyrene | ND | | ug/l | 0.10 | 0.02 |
| 2-Methylnaphthalene | ND | | ug/l | 0.10 | 0.02 |
| Pentachlorophenol | ND | | ug/l | 0.80 | 0.01 |
| Hexachlorobenzene | ND | | ug/l | 0.80 | 0.01 |
| Hexachloroethane | ND | | ug/l | 0.80 | 0.06 |

**Project Name:** NORTH MAIN STREET SITE
**Project Number:** 12814, PHASE 2

**Lab Number:** L2304629
**Report Date:** 02/23/23

# Method Blank Analysis
## Batch Quality Control

Analytical Method: 1,8270E-SIM
Analytical Date: 01/30/23 17:21
Analyst: JJW

Extraction Method: EPA 3510C
Extraction Date: 01/29/23 08:09

| Parameter | Result | Qualifier | Units | RL | MDL |
|---|---|---|---|---|---|
| Semivolatile Organics by GC/MS-SIM - Westborough Lab for sample(s): 01 Batch: WG1738441-1 | | | | | |

| Surrogate | %Recovery | Qualifier | Acceptance Criteria |
|---|---|---|---|
| 2-Fluorophenol | 59 | | 21-120 |
| Phenol-d6 | 59 | | 10-120 |
| Nitrobenzene-d5 | **134** | Q | 23-120 |
| 2-Fluorobiphenyl | 84 | | 15-120 |
| 2,4,6-Tribromophenol | 87 | | 10-120 |
| 4-Terphenyl-d14 | 83 | | 41-149 |

**Project Name:** NORTH MAIN STREET SITE
**Project Number:** 12814, PHASE 2

**Lab Number:** L2304629
**Report Date:** 02/23/23

# Method Blank Analysis
## Batch Quality Control

Analytical Method: 1,8270E-SIM
Analytical Date: 01/31/23 03:12
Analyst: AMV

Extraction Method: EPA 3510C
Extraction Date: 01/29/23 16:30

| Parameter | Result | Qualifier | Units | RL | MDL |
|---|---|---|---|---|---|
| 1,4 Dioxane by 8270E-SIM - Mansfield Lab for sample(s): 01-02 Batch: WG1738535-1 | | | | | |
| 1,4-Dioxane | ND | | ng/l | 150 | 33.9 |

| Surrogate | %Recovery | Qualifier | Acceptance Criteria |
|---|---|---|---|
| 1,4-Dioxane-d8 | 48 | | 15-110 |

**Project Name:** NORTH MAIN STREET SITE
**Project Number:** 12814, PHASE 2

**Lab Number:** L2304629
**Report Date:** 02/23/23

# Method Blank Analysis
## Batch Quality Control

Analytical Method: 1,8270E-SIM
Analytical Date: 02/01/23 14:33
Analyst: DV

Extraction Method: EPA 3510C
Extraction Date: 02/01/23 00:21

| Parameter | Result | Qualifier | Units | RL | MDL |
|---|---|---|---|---|---|
| Semivolatile Organics by GC/MS-SIM - Westborough Lab for sample(s): 02 Batch: WG1739392-1 | | | | | |
| Acenaphthene | ND | | ug/l | 0.10 | 0.01 |
| 2-Chloronaphthalene | ND | | ug/l | 0.20 | 0.02 |
| Fluoranthene | ND | | ug/l | 0.10 | 0.02 |
| Hexachlorobutadiene | ND | | ug/l | 0.50 | 0.05 |
| Naphthalene | ND | | ug/l | 0.10 | 0.05 |
| Benzo(a)anthracene | ND | | ug/l | 0.10 | 0.02 |
| Benzo(a)pyrene | ND | | ug/l | 0.10 | 0.02 |
| Benzo(b)fluoranthene | ND | | ug/l | 0.10 | 0.01 |
| Benzo(k)fluoranthene | ND | | ug/l | 0.10 | 0.01 |
| Chrysene | ND | | ug/l | 0.10 | 0.01 |
| Acenaphthylene | ND | | ug/l | 0.10 | 0.01 |
| Anthracene | ND | | ug/l | 0.10 | 0.01 |
| Benzo(ghi)perylene | ND | | ug/l | 0.10 | 0.01 |
| Fluorene | ND | | ug/l | 0.10 | 0.01 |
| Phenanthrene | ND | | ug/l | 0.10 | 0.02 |
| Dibenzo(a,h)anthracene | ND | | ug/l | 0.10 | 0.01 |
| Indeno(1,2,3-cd)pyrene | ND | | ug/l | 0.10 | 0.01 |
| Pyrene | ND | | ug/l | 0.10 | 0.02 |
| 2-Methylnaphthalene | ND | | ug/l | 0.10 | 0.02 |
| Pentachlorophenol | ND | | ug/l | 0.80 | 0.01 |
| Hexachlorobenzene | ND | | ug/l | 0.80 | 0.01 |
| Hexachloroethane | ND | | ug/l | 0.80 | 0.06 |

**Project Name:** NORTH MAIN STREET SITE
**Project Number:** 12814, PHASE 2

**Lab Number:** L2304629
**Report Date:** 02/23/23

# Method Blank Analysis
## Batch Quality Control

Analytical Method: 1,8270E-SIM
Analytical Date: 02/01/23 14:33
Analyst: DV

Extraction Method: EPA 3510C
Extraction Date: 02/01/23 00:21

| Parameter | Result | Qualifier | Units | RL | MDL |
|---|---|---|---|---|---|
| Semivolatile Organics by GC/MS-SIM - Westborough Lab for sample(s): 02 Batch: WG1739392-1 | | | | | |

| Surrogate | %Recovery | Qualifier | Acceptance Criteria |
|---|---|---|---|
| 2-Fluorophenol | 62 | | 21-120 |
| Phenol-d6 | 54 | | 10-120 |
| Nitrobenzene-d5 | 109 | | 23-120 |
| 2-Fluorobiphenyl | 72 | | 15-120 |
| 2,4,6-Tribromophenol | **123** | Q | 10-120 |
| 4-Terphenyl-d14 | 80 | | 41-149 |

**Project Name:** NORTH MAIN STREET SITE
**Project Number:** 12814, PHASE 2

**Lab Number:** L2304629
**Report Date:** 02/23/23

# Method Blank Analysis
## Batch Quality Control

Analytical Method: 144,1633
Analytical Date: 02/20/23 12:47
Analyst: PNB

Extraction Method: EPA 1633
Extraction Date: 02/17/23 10:45

| Parameter | Result | Qualifier | Units | RL | MDL |
|---|---|---|---|---|---|
| Perfluorinated Alkyl Acids by EPA 1633 - Mansfield Lab for sample(s): 01-02 Batch: WG1745641-1 | | | | | |
| Perfluorobutanoic Acid (PFBA) | ND | | ng/l | 6.40 | 1.02 |
| Perfluoropentanoic Acid (PFPeA) | ND | | ng/l | 3.20 | 0.856 |
| Perfluorobutanesulfonic Acid (PFBS) | ND | | ng/l | 1.60 | 0.536 |
| Perfluorohexanoic Acid (PFHxA) | ND | | ng/l | 1.60 | 0.472 |
| Perfluoroheptanoic Acid (PFHpA) | ND | | ng/l | 1.60 | 0.320 |
| Perfluorohexanesulfonic Acid (PFHxS) | ND | | ng/l | 1.60 | 0.384 |
| Perfluorooctanoic Acid (PFOA) | ND | | ng/l | 1.60 | 0.696 |
| 1H,1H,2H,2H-Perfluorooctanesulfonic Acid (6:2FTS) | ND | | ng/l | 6.40 | 2.16 |
| Perfluoroheptanesulfonic Acid (PFHpS) | ND | | ng/l | 1.60 | 0.432 |
| Perfluorononanoic Acid (PFNA) | ND | | ng/l | 1.60 | 0.504 |
| Perfluorooctanesulfonic Acid (PFOS) | ND | | ng/l | 1.60 | 0.728 |
| Perfluorodecanoic Acid (PFDA) | ND | | ng/l | 1.60 | 0.648 |
| 1H,1H,2H,2H-Perfluorodecanesulfonic Acid (8:2FTS) | ND | | ng/l | 6.40 | 2.49 |
| N-Methyl Perfluorooctanesulfonamidoacetic Acid (NMeFOSAA) | ND | | ng/l | 1.60 | 0.872 |
| Perfluoroundecanoic Acid (PFUnA) | ND | | ng/l | 1.60 | 0.696 |
| Perfluorodecanesulfonic Acid (PFDS) | ND | | ng/l | 1.60 | 0.368 |
| Perfluorooctanesulfonamide (PFOSA) | ND | | ng/l | 1.60 | 0.432 |
| N-Ethyl Perfluorooctanesulfonamidoacetic Acid (NEtFOSAA) | ND | | ng/l | 1.60 | 0.864 |
| Perfluorododecanoic Acid (PFDoA) | ND | | ng/l | 1.60 | 0.736 |
| Perfluorotridecanoic Acid (PFTrDA) | ND | | ng/l | 1.60 | 0.600 |
| Perfluorotetradecanoic Acid (PFTeDA) | ND | | ng/l | 1.60 | 0.424 |
| PFOA/PFOS, Total | ND | | ng/l | 1.60 | 0.696 |

**Project Name:** NORTH MAIN STREET SITE
**Project Number:** 12814, PHASE 2

**Lab Number:** L2304629
**Report Date:** 02/23/23

# Method Blank Analysis
## Batch Quality Control

Analytical Method: 144,1633
Analytical Date: 02/20/23 12:47
Analyst: PNB

Extraction Method: EPA 1633
Extraction Date: 02/17/23 10:45

| Parameter | Result | Qualifier | Units | RL | MDL |
|---|---|---|---|---|---|
| Perfluorinated Alkyl Acids by EPA 1633 - Mansfield Lab for sample(s): 01-02 Batch: WG1745641-1 | | | | | |

| Surrogate | %Recovery | Qualifier | Acceptance Criteria |
|---|---|---|---|
| Perfluoro-n-[13C4]Butanoic Acid (13C4-PFBA) | 96 | | 20-150 |
| Perfluoro-n-[13C5]Pentanoic Acid (13C5-PFPeA) | 108 | | 20-150 |
| Perfluoro-1-[2,3,4-13C3]Butanesulfonic Acid (13C3-PFBS) | 100 | | 20-150 |
| Perfluoro-n-[1,2,3,4,6-13C5]Hexanoic Acid (13C5-PFHxA) | 100 | | 20-150 |
| Perfluoro-n-[1,2,3,4-13C4]Heptanoic Acid (13C4-PFHpA) | 100 | | 20-150 |
| Perfluoro-1-[1,2,3-13C3]Hexanesulfonic Acid (13C3-PFHxS) | 72 | | 20-150 |
| Perfluoro-n-[13C8]Octanoic Acid (13C8-PFOA) | 99 | | 20-150 |
| 1H,1H,2H,2H-Perfluoro-1-[1,2-13C2]Octanesulfonic Acid (13C2-6:2FTS) | 86 | | 20-150 |
| Perfluoro-n-[13C9]Nonanoic Acid (13C9-PFNA) | 94 | | 20-150 |
| Perfluoro-1-[13C8]Octanesulfonic Acid (13C8-PFOS) | 106 | | 20-150 |
| Perfluoro-n-[1,2,3,4,5,6-13C6]Decanoic Acid (13C6-PFDA) | 101 | | 20-150 |
| 1H,1H,2H,2H-Perfluoro-1-[1,2-13C2]Decanesulfonic Acid (13C2-8:2FTS) | 97 | | 20-150 |
| N-Methyl-d3-perfluoro-1-octanesulfonamidoacetic Acid (D3-NMeFOSAA) | 99 | | 20-150 |
| Perfluoro-n-[1,2,3,4,5,6,7-13C7]Undecanoic Acid (13C7-PFUnA) | 100 | | 20-150 |
| Perfluoro-1-[13C8]Octanesulfonamide (13C8-PFOSA) | 108 | | 20-150 |
| N-Ethyl-d5-perfluoro-1-octanesulfonamidoacetic Acid (D5-NEtFOSAA) | 104 | | 20-150 |
| Perfluoro-n-[1,2-13C2]Dodecanoic Acid (13C2-PFDoA) | 96 | | 20-150 |
| Perfluoro-n-[1,2-13C2]Tetradecanoic Acid (13C2-PFTeDA) | 114 | | 20-150 |

# Lab Control Sample Analysis
## Batch Quality Control

**Project Name:** NORTH MAIN STREET SITE
**Project Number:** 12814, PHASE 2

**Lab Number:** L2304629
**Report Date:** 02/23/23

| Parameter | LCS %Recovery | Qual | LCSD %Recovery | Qual | %Recovery Limits | RPD | Qual | RPD Limits |
|---|---|---|---|---|---|---|---|---|
| Semivolatile Organics by GC/MS - Westborough Lab Associated sample(s): 01-02 Batch: WG1738440-2 WG1738440-3 | | | | | | | | |
| Acenaphthene | 66 | | 62 | | 37-111 | 6 | | 30 |
| 1,2,4-Trichlorobenzene | 75 | | 67 | | 39-98 | 11 | | 30 |
| Hexachlorobenzene | 62 | | 60 | | 40-140 | 3 | | 30 |
| Bis(2-chloroethyl)ether | 78 | | 69 | | 40-140 | 12 | | 30 |
| 2-Chloronaphthalene | 70 | | 68 | | 40-140 | 3 | | 30 |
| 1,2-Dichlorobenzene | 69 | | 64 | | 40-140 | 8 | | 30 |
| 1,3-Dichlorobenzene | 69 | | 62 | | 40-140 | 11 | | 30 |
| 1,4-Dichlorobenzene | 69 | | 62 | | 36-97 | 11 | | 30 |
| 3,3'-Dichlorobenzidine | 62 | | 60 | | 40-140 | 3 | | 30 |
| 2,4-Dinitrotoluene | 78 | | 80 | | 48-143 | 3 | | 30 |
| 2,6-Dinitrotoluene | 80 | | 80 | | 40-140 | 0 | | 30 |
| Fluoranthene | 77 | | 72 | | 40-140 | 7 | | 30 |
| 4-Chlorophenyl phenyl ether | 74 | | 71 | | 40-140 | 4 | | 30 |
| 4-Bromophenyl phenyl ether | 70 | | 68 | | 40-140 | 3 | | 30 |
| Bis(2-chloroisopropyl)ether | 98 | | 88 | | 40-140 | 11 | | 30 |
| Bis(2-chloroethoxy)methane | 75 | | 69 | | 40-140 | 8 | | 30 |
| Hexachlorobutadiene | 68 | | 63 | | 40-140 | 8 | | 30 |
| Hexachlorocyclopentadiene | 65 | | 65 | | 40-140 | 0 | | 30 |
| Hexachloroethane | 67 | | 61 | | 40-140 | 9 | | 30 |
| Isophorone | 74 | | 68 | | 40-140 | 8 | | 30 |
| Naphthalene | 68 | | 66 | | 40-140 | 3 | | 30 |
| Nitrobenzene | 81 | | 70 | | 40-140 | 15 | | 30 |
| NDPA/DPA | 74 | | 71 | | 40-140 | 4 | | 30 |

# Lab Control Sample Analysis
## Batch Quality Control

**Project Name:** NORTH MAIN STREET SITE
**Project Number:** 12814, PHASE 2

**Lab Number:** L2304629
**Report Date:** 02/23/23

| Parameter | LCS %Recovery | Qual | LCSD %Recovery | Qual | %Recovery Limits | RPD | Qual | RPD Limits |
|---|---|---|---|---|---|---|---|---|
| Semivolatile Organics by GC/MS - Westborough Lab Associated sample(s): 01-02 Batch: WG1738440-2 WG1738440-3 | | | | | | | | |
| n-Nitrosodi-n-propylamine | 76 | | 68 | | 29-132 | 11 | | 30 |
| Bis(2-ethylhexyl)phthalate | 72 | | 72 | | 40-140 | 0 | | 30 |
| Butyl benzyl phthalate | 77 | | 73 | | 40-140 | 5 | | 30 |
| Di-n-butylphthalate | 75 | | 72 | | 40-140 | 4 | | 30 |
| Di-n-octylphthalate | 73 | | 70 | | 40-140 | 4 | | 30 |
| Diethyl phthalate | 69 | | 68 | | 40-140 | 1 | | 30 |
| Dimethyl phthalate | 75 | | 72 | | 40-140 | 4 | | 30 |
| Benzo(a)anthracene | 75 | | 71 | | 40-140 | 5 | | 30 |
| Benzo(a)pyrene | 75 | | 67 | | 40-140 | 11 | | 30 |
| Benzo(b)fluoranthene | 71 | | 63 | | 40-140 | 12 | | 30 |
| Benzo(k)fluoranthene | 75 | | 67 | | 40-140 | 11 | | 30 |
| Chrysene | 72 | | 67 | | 40-140 | 7 | | 30 |
| Acenaphthylene | 80 | | 74 | | 45-123 | 8 | | 30 |
| Anthracene | 76 | | 69 | | 40-140 | 10 | | 30 |
| Benzo(ghi)perylene | 67 | | 59 | | 40-140 | 13 | | 30 |
| Fluorene | 72 | | 69 | | 40-140 | 4 | | 30 |
| Phenanthrene | 71 | | 68 | | 40-140 | 4 | | 30 |
| Dibenzo(a,h)anthracene | 72 | | 67 | | 40-140 | 7 | | 30 |
| Indeno(1,2,3-cd)pyrene | 81 | | 75 | | 40-140 | 8 | | 30 |
| Pyrene | 79 | | 71 | | 26-127 | 11 | | 30 |
| Biphenyl | 84 | | 80 | | 40-140 | 5 | | 30 |
| 4-Chloroaniline | 70 | | 67 | | 40-140 | 4 | | 30 |
| 2-Nitroaniline | 81 | | 78 | | 52-143 | 4 | | 30 |

# Lab Control Sample Analysis
## Batch Quality Control

**Project Name:** NORTH MAIN STREET SITE
**Project Number:** 12814, PHASE 2

**Lab Number:** L2304629
**Report Date:** 02/23/23

| Parameter | LCS %Recovery | Qual | LCSD %Recovery | Qual | %Recovery Limits | RPD | Qual | RPD Limits |
|---|---|---|---|---|---|---|---|---|
| Semivolatile Organics by GC/MS - Westborough Lab Associated sample(s): 01-02 Batch: WG1738440-2 WG1738440-3 | | | | | | | | |
| 3-Nitroaniline | 67 | | 64 | | 25-145 | 5 | | 30 |
| 4-Nitroaniline | 74 | | 68 | | 51-143 | 8 | | 30 |
| Dibenzofuran | 70 | | 67 | | 40-140 | 4 | | 30 |
| 2-Methylnaphthalene | 69 | | 68 | | 40-140 | 1 | | 30 |
| 1,2,4,5-Tetrachlorobenzene | 77 | | 79 | | 2-134 | 3 | | 30 |
| Acetophenone | 84 | | 78 | | 39-129 | 7 | | 30 |
| 2,4,6-Trichlorophenol | 89 | | 85 | | 30-130 | 5 | | 30 |
| p-Chloro-m-cresol | 77 | | 73 | | 23-97 | 5 | | 30 |
| 2-Chlorophenol | 80 | | 70 | | 27-123 | 13 | | 30 |
| 2,4-Dichlorophenol | 87 | | 76 | | 30-130 | 13 | | 30 |
| 2,4-Dimethylphenol | 53 | | 52 | | 30-130 | 2 | | 30 |
| 2-Nitrophenol | 114 | | 101 | | 30-130 | 12 | | 30 |
| 4-Nitrophenol | **82** | Q | 80 | | 10-80 | 2 | | 30 |
| 2,4-Dinitrophenol | 121 | | 108 | | 20-130 | 11 | | 30 |
| 4,6-Dinitro-o-cresol | 130 | | 131 | | 20-164 | 1 | | 30 |
| Pentachlorophenol | 80 | | 74 | | 9-103 | 8 | | 30 |
| Phenol | 57 | | 50 | | 12-110 | 13 | | 30 |
| 2-Methylphenol | 70 | | 65 | | 30-130 | 7 | | 30 |
| 3-Methylphenol/4-Methylphenol | 75 | | 67 | | 30-130 | 11 | | 30 |
| 2,4,5-Trichlorophenol | 82 | | 79 | | 30-130 | 4 | | 30 |
| Benzoic Acid | 50 | | 49 | | 10-164 | 2 | | 30 |
| Benzyl Alcohol | 70 | | 65 | | 26-116 | 7 | | 30 |
| Carbazole | 72 | | 67 | | 55-144 | 7 | | 30 |

# Lab Control Sample Analysis
## Batch Quality Control

**Project Name:** NORTH MAIN STREET SITE
**Project Number:** 12814, PHASE 2

**Lab Number:** L2304629
**Report Date:** 02/23/23

| Parameter | LCS %Recovery | Qual | LCSD %Recovery | Qual | %Recovery Limits | RPD | Qual | RPD Limits |
|---|---|---|---|---|---|---|---|---|
| Semivolatile Organics by GC/MS - Westborough Lab Associated sample(s): 01-02 Batch: WG1738440-2 WG1738440-3 | | | | | | | | |

| Surrogate | LCS %Recovery | Qual | LCSD %Recovery | Qual | Acceptance Criteria |
|---|---|---|---|---|---|
| 2-Fluorophenol | 66 | | 60 | | 21-120 |
| Phenol-d6 | 57 | | 50 | | 10-120 |
| Nitrobenzene-d5 | 78 | | 70 | | 23-120 |
| 2-Fluorobiphenyl | 76 | | 74 | | 15-120 |
| 2,4,6-Tribromophenol | 78 | | 75 | | 10-120 |
| 4-Terphenyl-d14 | 84 | | 78 | | 41-149 |

# Lab Control Sample Analysis
## Batch Quality Control

**Project Name:** NORTH MAIN STREET SITE
**Project Number:** 12814, PHASE 2

**Lab Number:** L2304629
**Report Date:** 02/23/23

| Parameter | LCS %Recovery | Qual | LCSD %Recovery | Qual | %Recovery Limits | RPD | Qual | RPD Limits |
|---|---|---|---|---|---|---|---|---|
| Semivolatile Organics by GC/MS-SIM - Westborough Lab Associated sample(s): 01 Batch: WG1738441-2 WG1738441-3 | | | | | | | | |
| Acenaphthene | 82 | | 75 | | 40-140 | 9 | | 40 |
| 2-Chloronaphthalene | 87 | | 76 | | 40-140 | 13 | | 40 |
| Fluoranthene | 85 | | 76 | | 40-140 | 11 | | 40 |
| Hexachlorobutadiene | 81 | | 73 | | 40-140 | 10 | | 40 |
| Naphthalene | 82 | | 97 | | 40-140 | 17 | | 40 |
| Benzo(a)anthracene | 91 | | 79 | | 40-140 | 14 | | 40 |
| Benzo(a)pyrene | 93 | | 81 | | 40-140 | 14 | | 40 |
| Benzo(b)fluoranthene | 90 | | 82 | | 40-140 | 9 | | 40 |
| Benzo(k)fluoranthene | 92 | | 76 | | 40-140 | 19 | | 40 |
| Chrysene | 91 | | 80 | | 40-140 | 13 | | 40 |
| Acenaphthylene | 95 | | 84 | | 40-140 | 12 | | 40 |
| Anthracene | 88 | | 78 | | 40-140 | 12 | | 40 |
| Benzo(ghi)perylene | 91 | | 81 | | 40-140 | 12 | | 40 |
| Fluorene | 87 | | 78 | | 40-140 | 11 | | 40 |
| Phenanthrene | 86 | | 77 | | 40-140 | 11 | | 40 |
| Dibenzo(a,h)anthracene | 98 | | 87 | | 40-140 | 12 | | 40 |
| Indeno(1,2,3-cd)pyrene | 102 | | 89 | | 40-140 | 14 | | 40 |
| Pyrene | 86 | | 76 | | 40-140 | 12 | | 40 |
| 2-Methylnaphthalene | 84 | | 78 | | 40-140 | 7 | | 40 |
| Pentachlorophenol | 133 | | 118 | | 40-140 | 12 | | 40 |
| Hexachlorobenzene | 99 | | 86 | | 40-140 | 14 | | 40 |
| Hexachloroethane | 82 | | 71 | | 40-140 | 14 | | 40 |

# Lab Control Sample Analysis
## Batch Quality Control

**Project Name:** NORTH MAIN STREET SITE
**Project Number:** 12814, PHASE 2

**Lab Number:** L2304629
**Report Date:** 02/23/23

| Parameter | LCS %Recovery | Qual | LCSD %Recovery | Qual | %Recovery Limits | RPD | Qual | RPD Limits |
|---|---|---|---|---|---|---|---|---|
| Semivolatile Organics by GC/MS-SIM - Westborough Lab Associated sample(s): 01 Batch: WG1738441-2 WG1738441-3 | | | | | | | | |

| Surrogate | LCS %Recovery | Qual | LCSD %Recovery | Qual | Acceptance Criteria |
|---|---|---|---|---|---|
| 2-Fluorophenol | 65 | | 62 | | 21-120 |
| Phenol-d6 | 63 | | 59 | | 10-120 |
| Nitrobenzene-d5 | **138** | Q | **124** | Q | 23-120 |
| 2-Fluorobiphenyl | 87 | | 77 | | 15-120 |
| 2,4,6-Tribromophenol | 96 | | 90 | | 10-120 |
| 4-Terphenyl-d14 | 86 | | 77 | | 41-149 |

# Lab Control Sample Analysis

## Batch Quality Control

**Project Name:** NORTH MAIN STREET SITE

**Project Number:** 12814, PHASE 2

**Lab Number:** L2304629

**Report Date:** 02/23/23

| Parameter | LCS %Recovery | Qual | LCSD %Recovery | Qual | %Recovery Limits | RPD | Qual | RPD Limits |
|---|---|---|---|---|---|---|---|---|
| 1,4 Dioxane by 8270E-SIM - Mansfield Lab Associated sample(s): 01-02 Batch: WG1738535-2 WG1738535-3 | | | | | | | | |
| 1,4-Dioxane | 118 | | 121 | | 40-140 | 3 | | 30 |

| Surrogate | LCS %Recovery | Qual | LCSD %Recovery | Qual | Acceptance Criteria |
|---|---|---|---|---|---|
| 1,4-Dioxane-d8 | 41 | | 48 | | 15-110 |

# Lab Control Sample Analysis
## Batch Quality Control

**Project Name:** NORTH MAIN STREET SITE
**Project Number:** 12814, PHASE 2

**Lab Number:** L2304629
**Report Date:** 02/23/23

| Parameter | LCS %Recovery | Qual | LCSD %Recovery | Qual | %Recovery Limits | RPD | Qual | RPD Limits |
|---|---|---|---|---|---|---|---|---|
| Semivolatile Organics by GC/MS-SIM - Westborough Lab Associated sample(s): 02 Batch: WG1739392-2 WG1739392-3 | | | | | | | | |
| Acenaphthene | 77 | | 79 | | 40-140 | 3 | | 40 |
| 2-Chloronaphthalene | 75 | | 76 | | 40-140 | 1 | | 40 |
| Fluoranthene | 78 | | 84 | | 40-140 | 7 | | 40 |
| Hexachlorobutadiene | 74 | | 77 | | 40-140 | 4 | | 40 |
| Naphthalene | 71 | | 75 | | 40-140 | 5 | | 40 |
| Benzo(a)anthracene | 84 | | 89 | | 40-140 | 6 | | 40 |
| Benzo(a)pyrene | 83 | | 90 | | 40-140 | 8 | | 40 |
| Benzo(b)fluoranthene | 79 | | 95 | | 40-140 | 18 | | 40 |
| Benzo(k)fluoranthene | 88 | | 86 | | 40-140 | 2 | | 40 |
| Chrysene | 83 | | 90 | | 40-140 | 8 | | 40 |
| Acenaphthylene | 80 | | 80 | | 40-140 | 0 | | 40 |
| Anthracene | 81 | | 87 | | 40-140 | 7 | | 40 |
| Benzo(ghi)perylene | 88 | | 92 | | 40-140 | 4 | | 40 |
| Fluorene | 80 | | 84 | | 40-140 | 5 | | 40 |
| Phenanthrene | 78 | | 85 | | 40-140 | 9 | | 40 |
| Dibenzo(a,h)anthracene | 89 | | 96 | | 40-140 | 8 | | 40 |
| Indeno(1,2,3-cd)pyrene | 96 | | 99 | | 40-140 | 3 | | 40 |
| Pyrene | 78 | | 83 | | 40-140 | 6 | | 40 |
| 2-Methylnaphthalene | 73 | | 76 | | 40-140 | 4 | | 40 |
| Pentachlorophenol | 140 | | 132 | | 40-140 | 6 | | 40 |
| Hexachlorobenzene | 92 | | 127 | | 40-140 | 32 | | 40 |
| Hexachloroethane | 79 | | 82 | | 40-140 | 4 | | 40 |

# Lab Control Sample Analysis
## Batch Quality Control

**Project Name:** NORTH MAIN STREET SITE
**Project Number:** 12814, PHASE 2

**Lab Number:** L2304629
**Report Date:** 02/23/23

| Parameter | LCS %Recovery | Qual | LCSD %Recovery | Qual | %Recovery Limits | RPD | Qual | RPD Limits |
|---|---|---|---|---|---|---|---|---|
| Semivolatile Organics by GC/MS-SIM - Westborough Lab Associated sample(s): 02 Batch: WG1739392-2 WG1739392-3 | | | | | | | | |

| Surrogate | LCS %Recovery | Qual | LCSD %Recovery | Qual | Acceptance Criteria |
|---|---|---|---|---|---|
| 2-Fluorophenol | 68 | | 71 | | 21-120 |
| Phenol-d6 | 62 | | 64 | | 10-120 |
| Nitrobenzene-d5 | 120 | | **121** | Q | 23-120 |
| 2-Fluorobiphenyl | 77 | | 77 | | 15-120 |
| 2,4,6-Tribromophenol | **127** | Q | **125** | Q | 10-120 |
| 4-Terphenyl-d14 | 81 | | 83 | | 41-149 |

# Lab Control Sample Analysis
## Batch Quality Control

**Project Name:** NORTH MAIN STREET SITE
**Project Number:** 12814, PHASE 2

**Lab Number:** L2304629
**Report Date:** 02/23/23

| Parameter | Low Level LCS %Recovery | Qual | Low Level LCSD %Recovery | Qual | %Recovery Limits | RPD | Qual | RPD Limits |
|---|---|---|---|---|---|---|---|---|
| Perfluorinated Alkyl Acids by EPA 1633 - Mansfield Lab Associated sample(s): 01-02 Batch: WG1745641-2 LOW LEVEL | | | | | | | | |
| Perfluorobutanoic Acid (PFBA) | 104 | | - | | 40-150 | - | | 30 |
| Perfluoropentanoic Acid (PFPeA) | 98 | | - | | 40-150 | - | | 30 |
| Perfluorobutanesulfonic Acid (PFBS) | 113 | | - | | 40-150 | - | | 30 |
| Perfluorohexanoic Acid (PFHxA) | 102 | | - | | 40-150 | - | | 30 |
| Perfluoroheptanoic Acid (PFHpA) | 112 | | - | | 40-150 | - | | 30 |
| Perfluorohexanesulfonic Acid (PFHxS) | 112 | | - | | 40-150 | - | | 30 |
| Perfluorooctanoic Acid (PFOA) | 120 | | - | | 40-150 | - | | 30 |
| 1H,1H,2H,2H-Perfluorooctanesulfonic Acid (6:2FTS) | 110 | | - | | 40-150 | - | | 30 |
| Perfluoroheptanesulfonic Acid (PFHpS) | 108 | | - | | 40-150 | - | | 30 |
| Perfluorononanoic Acid (PFNA) | 122 | | - | | 40-150 | - | | 30 |
| Perfluorooctanesulfonic Acid (PFOS) | 129 | | - | | 40-150 | - | | 30 |
| Perfluorodecanoic Acid (PFDA) | 100 | | - | | 40-150 | - | | 30 |
| 1H,1H,2H,2H-Perfluorodecanesulfonic Acid (8:2FTS) | 112 | | - | | 40-150 | - | | 30 |
| N-Methyl Perfluorooctanesulfonamidoacetic Acid (NMeFOSAA) | 122 | | - | | 40-150 | - | | 30 |
| Perfluoroundecanoic Acid (PFUnA) | 108 | | - | | 40-150 | - | | 30 |
| Perfluorodecanesulfonic Acid (PFDS) | 114 | | - | | 40-150 | - | | 30 |
| Perfluorooctanesulfonamide (PFOSA) | 98 | | - | | 40-150 | - | | 30 |
| N-Ethyl Perfluorooctanesulfonamidoacetic Acid (NEtFOSAA) | 102 | | - | | 40-150 | - | | 30 |
| Perfluorododecanoic Acid (PFDoA) | 132 | | - | | 40-150 | - | | 30 |
| Perfluorotridecanoic Acid (PFTrDA) | 112 | | - | | 40-150 | - | | 30 |
| Perfluorotetradecanoic Acid (PFTeDA) | 110 | | - | | 40-150 | - | | 30 |

# Lab Control Sample Analysis

## Batch Quality Control

**Project Name:** NORTH MAIN STREET SITE

**Project Number:** 12814, PHASE 2

**Lab Number:** L2304629

**Report Date:** 02/23/23

| Parameter | Low Level LCS %Recovery | Qual | Low Level LCSD %Recovery | Qual | %Recovery Limits | RPD | Qual | RPD Limits |
|---|---|---|---|---|---|---|---|---|

Perfluorinated Alkyl Acids by EPA 1633 - Mansfield Lab Associated sample(s): 01-02 Batch: WG1745641-2 LOW LEVEL

| Surrogate | LCS %Recovery | Qual | LCSD %Recovery | Qual | Acceptance Criteria |
|---|---|---|---|---|---|
| Perfluoro-n-[13C4]Butanoic Acid (13C4-PFBA) | 100 | | | | 20-150 |
| Perfluoro-n-[13C5]Pentanoic Acid (13C5-PFPeA) | 109 | | | | 20-150 |
| Perfluoro-1-[2,3,4-13C3]Butanesulfonic Acid (13C3-PFBS) | 93 | | | | 20-150 |
| Perfluoro-n-[1,2,3,4,6-13C5]Hexanoic Acid (13C5-PFHxA) | 109 | | | | 20-150 |
| Perfluoro-n-[1,2,3,4-13C4]Heptanoic Acid (13C4-PFHpA) | 95 | | | | 20-150 |
| Perfluoro-1-[1,2,3-13C3]Hexanesulfonic Acid (13C3-PFHxS) | 86 | | | | 20-150 |
| Perfluoro-n-[13C8]Octanoic Acid (13C8-PFOA) | 98 | | | | 20-150 |
| 1H,1H,2H,2H-Perfluoro-1-[1,2-13C2]Octanesulfonic Acid (13C2-6:2FTS) | 96 | | | | 20-150 |
| Perfluoro-n-[13C9]Nonanoic Acid (13C9-PFNA) | 90 | | | | 20-150 |
| Perfluoro-1-[13C8]Octanesulfonic Acid (13C8-PFOS) | 98 | | | | 20-150 |
| Perfluoro-n-[1,2,3,4,5,6-13C6]Decanoic Acid (13C6-PFDA) | 95 | | | | 20-150 |
| 1H,1H,2H,2H-Perfluoro-1-[1,2-13C2]Decanesulfonic Acid (13C2-8:2FTS) | 100 | | | | 20-150 |
| N-Methyl-d3-perfluoro-1-octanesulfonamidoacetic Acid (D3-NMeFOSAA) | 94 | | | | 20-150 |
| Perfluoro-n-[1,2,3,4,5,6,7-13C7]Undecanoic Acid (13C7-PFUnA) | 93 | | | | 20-150 |
| Perfluoro-1-[13C8]Octanesulfonamide (13C8-PFOSA) | 100 | | | | 20-150 |
| N-Ethyl-d5-perfluoro-1-octanesulfonamidoacetic Acid (D5-NEtFOSAA) | 107 | | | | 20-150 |
| Perfluoro-n-[1,2-13C2]Dodecanoic Acid (13C2-PFDoA) | 77 | | | | 20-150 |
| Perfluoro-n-[1,2-13C2]Tetradecanoic Acid (13C2-PFTeDA) | 90 | | | | 20-150 |

# Lab Control Sample Analysis
## Batch Quality Control

**Project Name:** NORTH MAIN STREET SITE
**Project Number:** 12814, PHASE 2

**Lab Number:** L2304629
**Report Date:** 02/23/23

| Parameter | LCS %Recovery | Qual | LCSD %Recovery | Qual | %Recovery Limits | RPD | Qual | RPD Limits |
|---|---|---|---|---|---|---|---|---|
| Perfluorinated Alkyl Acids by EPA 1633 - Mansfield Lab Associated sample(s): 01-02 Batch: WG1745641-3 | | | | | | | | |
| Perfluorobutanoic Acid (PFBA) | 105 | | - | | 40-150 | - | | 30 |
| Perfluoropentanoic Acid (PFPeA) | 100 | | - | | 40-150 | - | | 30 |
| Perfluorobutanesulfonic Acid (PFBS) | 99 | | - | | 40-150 | - | | 30 |
| Perfluorohexanoic Acid (PFHxA) | 102 | | - | | 40-150 | - | | 30 |
| Perfluoroheptanoic Acid (PFHpA) | 99 | | - | | 40-150 | - | | 30 |
| Perfluorohexanesulfonic Acid (PFHxS) | 96 | | - | | 40-150 | - | | 30 |
| Perfluorooctanoic Acid (PFOA) | 106 | | - | | 40-150 | - | | 30 |
| 1H,1H,2H,2H-Perfluorooctanesulfonic Acid (6:2FTS) | 103 | | - | | 40-150 | - | | 30 |
| Perfluoroheptanesulfonic Acid (PFHpS) | 98 | | - | | 40-150 | - | | 30 |
| Perfluorononanoic Acid (PFNA) | 101 | | - | | 40-150 | - | | 30 |
| Perfluorooctanesulfonic Acid (PFOS) | 103 | | - | | 40-150 | - | | 30 |
| Perfluorodecanoic Acid (PFDA) | 96 | | - | | 40-150 | - | | 30 |
| 1H,1H,2H,2H-Perfluorodecanesulfonic Acid (8:2FTS) | 101 | | - | | 40-150 | - | | 30 |
| N-Methyl Perfluorooctanesulfonamidoacetic Acid (NMeFOSAA) | 118 | | - | | 40-150 | - | | 30 |
| Perfluoroundecanoic Acid (PFUnA) | 97 | | - | | 40-150 | - | | 30 |
| Perfluorodecanesulfonic Acid (PFDS) | 104 | | - | | 40-150 | - | | 30 |
| Perfluorooctanesulfonamide (PFOSA) | 91 | | - | | 40-150 | - | | 30 |
| N-Ethyl Perfluorooctanesulfonamidoacetic Acid (NEtFOSAA) | 98 | | - | | 40-150 | - | | 30 |
| Perfluorododecanoic Acid (PFDoA) | 111 | | - | | 40-150 | - | | 30 |
| Perfluorotridecanoic Acid (PFTrDA) | 105 | | - | | 40-150 | - | | 30 |
| Perfluorotetradecanoic Acid (PFTeDA) | 92 | | - | | 40-150 | - | | 30 |

# Lab Control Sample Analysis

## Batch Quality Control

**Project Name:** NORTH MAIN STREET SITE

**Project Number:** 12814, PHASE 2

**Lab Number:** L2304629

**Report Date:** 02/23/23

| Parameter | LCS %Recovery | Qual | LCSD %Recovery | Qual | %Recovery Limits | RPD | Qual | RPD Limits |
|---|---|---|---|---|---|---|---|---|

Perfluorinated Alkyl Acids by EPA 1633 - Mansfield Lab Associated sample(s): 01-02 Batch: WG1745641-3

| Surrogate | LCS %Recovery | Qual | LCSD %Recovery | Qual | Acceptance Criteria |
|---|---|---|---|---|---|
| Perfluoro-n-[13C4]Butanoic Acid (13C4-PFBA) | 88 | | | | 20-150 |
| Perfluoro-n-[13C5]Pentanoic Acid (13C5-PFPeA) | 90 | | | | 20-150 |
| Perfluoro-1-[2,3,4-13C3]Butanesulfonic Acid (13C3-PFBS) | 97 | | | | 20-150 |
| Perfluoro-n-[1,2,3,4,6-13C5]Hexanoic Acid (13C5-PFHxA) | 83 | | | | 20-150 |
| Perfluoro-n-[1,2,3,4-13C4]Heptanoic Acid (13C4-PFHpA) | 90 | | | | 20-150 |
| Perfluoro-1-[1,2,3-13C3]Hexanesulfonic Acid (13C3-PFHxS) | 93 | | | | 20-150 |
| Perfluoro-n-[13C8]Octanoic Acid (13C8-PFOA) | 84 | | | | 20-150 |
| 1H,1H,2H,2H-Perfluoro-1-[1,2-13C2]Octanesulfonic Acid (13C2-6:2FTS) | 94 | | | | 20-150 |
| Perfluoro-n-[13C9]Nonanoic Acid (13C9-PFNA) | 89 | | | | 20-150 |
| Perfluoro-1-[13C8]Octanesulfonic Acid (13C8-PFOS) | 97 | | | | 20-150 |
| Perfluoro-n-[1,2,3,4,5,6-13C6]Decanoic Acid (13C6-PFDA) | 82 | | | | 20-150 |
| 1H,1H,2H,2H-Perfluoro-1-[1,2-13C2]Decanesulfonic Acid (13C2-8:2FTS) | 101 | | | | 20-150 |
| N-Methyl-d3-perfluoro-1-octanesulfonamidoacetic Acid (D3-NMeFOSAA) | 93 | | | | 20-150 |
| Perfluoro-n-[1,2,3,4,5,6,7-13C7]Undecanoic Acid (13C7-PFUnA) | 93 | | | | 20-150 |
| Perfluoro-1-[13C8]Octanesulfonamide (13C8-PFOSA) | 100 | | | | 20-150 |
| N-Ethyl-d5-perfluoro-1-octanesulfonamidoacetic Acid (D5-NEtFOSAA) | 93 | | | | 20-150 |
| Perfluoro-n-[1,2-13C2]Dodecanoic Acid (13C2-PFDoA) | 80 | | | | 20-150 |
| Perfluoro-n-[1,2-13C2]Tetradecanoic Acid (13C2-PFTeDA) | 86 | | | | 20-150 |

# PCBS

**Project Name:** NORTH MAIN STREET SITE
**Project Number:** 12814, PHASE 2
**Lab Number:** L2304629
**Report Date:** 02/23/23

## SAMPLE RESULTS

Lab ID: L2304629-01
Client ID: TWP-203
Sample Location: 128-158 NORTH MAIN ST. PORT CHESTER NY

Date Collected: 01/26/23 13:00
Date Received: 01/26/23
Field Prep: Not Specified

Sample Depth:
Matrix: Water
Analytical Method: 1,8082A
Analytical Date: 01/31/23 08:49
Analyst: AD

Extraction Method: EPA 3510C
Extraction Date: 01/30/23 23:54
Cleanup Method: EPA 3665A
Cleanup Date: 01/31/23
Cleanup Method: EPA 3660B
Cleanup Date: 01/31/23

| Parameter | Result | Qualifier | Units | RL | MDL | Dilution Factor | Column |
|---|---|---|---|---|---|---|---|
| Polychlorinated Biphenyls by GC - Westborough Lab | | | | | | | |
| Aroclor 1016 | ND | | ug/l | 0.071 | 0.061 | 1 | A |
| Aroclor 1221 | ND | | ug/l | 0.071 | 0.061 | 1 | A |
| Aroclor 1232 | ND | | ug/l | 0.071 | 0.061 | 1 | A |
| Aroclor 1242 | ND | | ug/l | 0.071 | 0.061 | 1 | A |
| Aroclor 1248 | ND | | ug/l | 0.071 | 0.061 | 1 | A |
| Aroclor 1254 | ND | | ug/l | 0.071 | 0.061 | 1 | A |
| Aroclor 1260 | ND | | ug/l | 0.071 | 0.061 | 1 | A |
| Aroclor 1262 | ND | | ug/l | 0.071 | 0.061 | 1 | A |
| Aroclor 1268 | ND | | ug/l | 0.071 | 0.061 | 1 | A |
| PCBs, Total | ND | | ug/l | 0.071 | 0.061 | 1 | A |

| Surrogate | % Recovery | Qualifier | Acceptance Criteria | Column |
|---|---|---|---|---|
| 2,4,5,6-Tetrachloro-m-xylene | 51 | | 30-150 | A |
| Decachlorobiphenyl | 47 | | 30-150 | A |
| 2,4,5,6-Tetrachloro-m-xylene | 49 | | 30-150 | B |
| Decachlorobiphenyl | 48 | | 30-150 | B |

**Project Name:** NORTH MAIN STREET SITE
**Project Number:** 12814, PHASE 2
**Lab Number:** L2304629
**Report Date:** 02/23/23

## SAMPLE RESULTS

Lab ID: L2304629-02
Client ID: FB-50-20230126
Sample Location: 128-158 NORTH MAIN ST. PORT CHESTER NY

Date Collected: 01/26/23 11:35
Date Received: 01/26/23
Field Prep: Not Specified

Sample Depth:
Matrix: Water
Analytical Method: 1,8082A
Analytical Date: 01/31/23 08:59
Analyst: AD

Extraction Method: EPA 3510C
Extraction Date: 01/30/23 23:54
Cleanup Method: EPA 3665A
Cleanup Date: 01/31/23
Cleanup Method: EPA 3660B
Cleanup Date: 01/31/23

| Parameter | Result | Qualifier | Units | RL | MDL | Dilution Factor | Column |
|---|---|---|---|---|---|---|---|
| Polychlorinated Biphenyls by GC - Westborough Lab | | | | | | | |
| Aroclor 1016 | ND | | ug/l | 0.071 | 0.061 | 1 | A |
| Aroclor 1221 | ND | | ug/l | 0.071 | 0.061 | 1 | A |
| Aroclor 1232 | ND | | ug/l | 0.071 | 0.061 | 1 | A |
| Aroclor 1242 | ND | | ug/l | 0.071 | 0.061 | 1 | A |
| Aroclor 1248 | ND | | ug/l | 0.071 | 0.061 | 1 | A |
| Aroclor 1254 | ND | | ug/l | 0.071 | 0.061 | 1 | A |
| Aroclor 1260 | ND | | ug/l | 0.071 | 0.061 | 1 | A |
| Aroclor 1262 | ND | | ug/l | 0.071 | 0.061 | 1 | A |
| Aroclor 1268 | ND | | ug/l | 0.071 | 0.061 | 1 | A |
| PCBs, Total | ND | | ug/l | 0.071 | 0.061 | 1 | A |

| Surrogate | % Recovery | Qualifier | Acceptance Criteria | Column |
|---|---|---|---|---|
| 2,4,5,6-Tetrachloro-m-xylene | 76 | | 30-150 | A |
| Decachlorobiphenyl | 44 | | 30-150 | A |
| 2,4,5,6-Tetrachloro-m-xylene | 75 | | 30-150 | B |
| Decachlorobiphenyl | 50 | | 30-150 | B |

**Project Name:** NORTH MAIN STREET SITE
**Project Number:** 12814, PHASE 2

**Lab Number:** L2304629
**Report Date:** 02/23/23

# Method Blank Analysis
## Batch Quality Control

Analytical Method: 1,8082A
Analytical Date: 01/31/23 08:22
Analyst: AD

Extraction Method: EPA 3510C
Extraction Date: 01/30/23 23:54
Cleanup Method: EPA 3665A
Cleanup Date: 01/31/23
Cleanup Method: EPA 3660B
Cleanup Date: 01/31/23

| Parameter | Result | Qualifier | Units | RL | MDL | Column |
|---|---|---|---|---|---|---|
| Polychlorinated Biphenyls by GC - Westborough Lab for sample(s): 01-02 Batch: WG1738926-1 | | | | | | |
| Aroclor 1016 | ND | | ug/l | 0.071 | 0.061 | A |
| Aroclor 1221 | ND | | ug/l | 0.071 | 0.061 | A |
| Aroclor 1232 | ND | | ug/l | 0.071 | 0.061 | A |
| Aroclor 1242 | ND | | ug/l | 0.071 | 0.061 | A |
| Aroclor 1248 | ND | | ug/l | 0.071 | 0.061 | A |
| Aroclor 1254 | ND | | ug/l | 0.071 | 0.061 | A |
| Aroclor 1262 | ND | | ug/l | 0.071 | 0.061 | A |
| Aroclor 1268 | ND | | ug/l | 0.071 | 0.061 | A |
| Aroclor 1260 | ND | | ug/l | 0.071 | 0.061 | B |
| PCBs, Total | ND | | ug/l | 0.071 | 0.061 | B |

| Surrogate | %Recovery | Qualifier | Acceptance Criteria | Column |
|---|---|---|---|---|
| 2,4,5,6-Tetrachloro-m-xylene | 86 | | 30-150 | A |
| Decachlorobiphenyl | 86 | | 30-150 | A |
| 2,4,5,6-Tetrachloro-m-xylene | 81 | | 30-150 | B |
| Decachlorobiphenyl | 91 | | 30-150 | B |

# Lab Control Sample Analysis

## Batch Quality Control

**Project Name:** NORTH MAIN STREET SITE

**Project Number:** 12814, PHASE 2

**Lab Number:** L2304629

**Report Date:** 02/23/23

| Parameter | LCS %Recovery | Qual | LCSD %Recovery | Qual | %Recovery Limits | RPD | Qual | RPD Limits | Column |
|---|---|---|---|---|---|---|---|---|---|
| Polychlorinated Biphenyls by GC - Westborough Lab Associated sample(s): 01-02 Batch: WG1738926-2 WG1738926-3 | | | | | | | | | |
| Aroclor 1016 | 77 | | 80 | | 40-140 | 3 | | 50 | A |
| Aroclor 1260 | 75 | | 74 | | 40-140 | 1 | | 50 | A |

| Surrogate | LCS %Recovery | Qual | LCSD %Recovery | Qual | Acceptance Criteria | Column |
|---|---|---|---|---|---|---|
| 2,4,5,6-Tetrachloro-m-xylene | 79 | | 89 | | 30-150 | A |
| Decachlorobiphenyl | 88 | | 86 | | 30-150 | A |
| 2,4,5,6-Tetrachloro-m-xylene | 78 | | 82 | | 30-150 | B |
| Decachlorobiphenyl | 89 | | 89 | | 30-150 | B |

# PESTICIDES

**Project Name:** NORTH MAIN STREET SITE
**Project Number:** 12814, PHASE 2
**Lab Number:** L2304629
**Report Date:** 02/23/23

## SAMPLE RESULTS

Lab ID: L2304629-01
Client ID: TWP-203
Sample Location: 128-158 NORTH MAIN ST. PORT CHESTER NY

Date Collected: 01/26/23 13:00
Date Received: 01/26/23
Field Prep: Not Specified

Sample Depth:
Matrix: Water
Analytical Method: 1,8081B
Analytical Date: 02/01/23 13:57
Analyst: AKM

Extraction Method: EPA 3510C
Extraction Date: 01/30/23 23:59

| Parameter | Result | Qualifier | Units | RL | MDL | Dilution Factor | Column |
|---|---|---|---|---|---|---|---|
| Organochlorine Pesticides by GC - Westborough Lab | | | | | | | |
| Delta-BHC | ND | | ug/l | 0.014 | 0.003 | 1 | A |
| Lindane | ND | | ug/l | 0.014 | 0.003 | 1 | A |
| Alpha-BHC | ND | | ug/l | 0.014 | 0.003 | 1 | A |
| Beta-BHC | ND | | ug/l | 0.014 | 0.004 | 1 | A |
| Heptachlor | ND | | ug/l | 0.014 | 0.002 | 1 | A |
| Aldrin | ND | | ug/l | 0.014 | 0.002 | 1 | A |
| Heptachlor epoxide | ND | | ug/l | 0.014 | 0.003 | 1 | A |
| Endrin | ND | | ug/l | 0.029 | 0.003 | 1 | A |
| Endrin aldehyde | ND | | ug/l | 0.029 | 0.006 | 1 | A |
| Endrin ketone | ND | | ug/l | 0.029 | 0.003 | 1 | A |
| Dieldrin | ND | | ug/l | 0.029 | 0.003 | 1 | A |
| 4,4'-DDE | ND | | ug/l | 0.029 | 0.003 | 1 | A |
| 4,4'-DDD | ND | | ug/l | 0.029 | 0.003 | 1 | A |
| 4,4'-DDT | ND | | ug/l | 0.029 | 0.003 | 1 | A |
| Endosulfan I | ND | | ug/l | 0.014 | 0.002 | 1 | A |
| Endosulfan II | ND | | ug/l | 0.029 | 0.004 | 1 | A |
| Endosulfan sulfate | ND | | ug/l | 0.029 | 0.003 | 1 | A |
| Methoxychlor | ND | | ug/l | 0.143 | 0.005 | 1 | A |
| Toxaphene | ND | | ug/l | 0.143 | 0.045 | 1 | A |
| cis-Chlordane | ND | | ug/l | 0.014 | 0.005 | 1 | A |
| trans-Chlordane | ND | | ug/l | 0.014 | 0.004 | 1 | A |
| Chlordane | ND | | ug/l | 0.143 | 0.033 | 1 | A |

**Project Name:** NORTH MAIN STREET SITE **Lab Number:** L2304629

**Project Number:** 12814, PHASE 2 **Report Date:** 02/23/23

## SAMPLE RESULTS

| | | | |
|---|---|---|---|
| Lab ID: | L2304629-01 | Date Collected: | 01/26/23 13:00 |
| Client ID: | TWP-203 | Date Received: | 01/26/23 |
| Sample Location: | 128-158 NORTH MAIN ST. PORT CHESTER NY | Field Prep: | Not Specified |

Sample Depth:

| Parameter | Result | Qualifier | Units | RL | MDL | Dilution Factor | Column |
|---|---|---|---|---|---|---|---|
| Organochlorine Pesticides by GC - Westborough Lab | | | | | | | |

| Surrogate | % Recovery | Qualifier | Acceptance Criteria | Column |
|---|---|---|---|---|
| 2,4,5,6-Tetrachloro-m-xylene | 68 | | 30-150 | A |
| Decachlorobiphenyl | 88 | | 30-150 | A |
| 2,4,5,6-Tetrachloro-m-xylene | 72 | | 30-150 | B |
| Decachlorobiphenyl | 91 | | 30-150 | B |

**Project Name:** NORTH MAIN STREET SITE
**Project Number:** 12814, PHASE 2
**Lab Number:** L2304629
**Report Date:** 02/23/23

## SAMPLE RESULTS

Lab ID: L2304629-02
Client ID: FB-50-20230126
Sample Location: 128-158 NORTH MAIN ST. PORT CHESTER NY

Date Collected: 01/26/23 11:35
Date Received: 01/26/23
Field Prep: Not Specified

Sample Depth:
Matrix: Water
Analytical Method: 1,8081B
Analytical Date: 02/01/23 14:08
Analyst: AKM

Extraction Method: EPA 3510C
Extraction Date: 01/30/23 23:59

| Parameter | Result | Qualifier | Units | RL | MDL | Dilution Factor | Column |
|---|---|---|---|---|---|---|---|
| Organochlorine Pesticides by GC - Westborough Lab | | | | | | | |
| Delta-BHC | ND | | ug/l | 0.014 | 0.003 | 1 | A |
| Lindane | ND | | ug/l | 0.014 | 0.003 | 1 | A |
| Alpha-BHC | ND | | ug/l | 0.014 | 0.003 | 1 | A |
| Beta-BHC | ND | | ug/l | 0.014 | 0.004 | 1 | A |
| Heptachlor | ND | | ug/l | 0.014 | 0.002 | 1 | A |
| Aldrin | ND | | ug/l | 0.014 | 0.002 | 1 | A |
| Heptachlor epoxide | ND | | ug/l | 0.014 | 0.003 | 1 | A |
| Endrin | ND | | ug/l | 0.029 | 0.003 | 1 | A |
| Endrin aldehyde | ND | | ug/l | 0.029 | 0.006 | 1 | A |
| Endrin ketone | ND | | ug/l | 0.029 | 0.003 | 1 | A |
| Dieldrin | ND | | ug/l | 0.029 | 0.003 | 1 | A |
| 4,4'-DDE | ND | | ug/l | 0.029 | 0.003 | 1 | A |
| 4,4'-DDD | ND | | ug/l | 0.029 | 0.003 | 1 | A |
| 4,4'-DDT | ND | | ug/l | 0.029 | 0.003 | 1 | A |
| Endosulfan I | ND | | ug/l | 0.014 | 0.002 | 1 | A |
| Endosulfan II | ND | | ug/l | 0.029 | 0.004 | 1 | A |
| Endosulfan sulfate | ND | | ug/l | 0.029 | 0.003 | 1 | A |
| Methoxychlor | ND | | ug/l | 0.143 | 0.005 | 1 | A |
| Toxaphene | ND | | ug/l | 0.143 | 0.045 | 1 | A |
| cis-Chlordane | ND | | ug/l | 0.014 | 0.005 | 1 | A |
| trans-Chlordane | ND | | ug/l | 0.014 | 0.004 | 1 | A |
| Chlordane | ND | | ug/l | 0.143 | 0.033 | 1 | A |

**Project Name:** NORTH MAIN STREET SITE **Lab Number:** L2304629

**Project Number:** 12814, PHASE 2 **Report Date:** 02/23/23

## SAMPLE RESULTS

| | | | |
|---|---|---|---|
| Lab ID: | L2304629-02 | Date Collected: | 01/26/23 11:35 |
| Client ID: | FB-50-20230126 | Date Received: | 01/26/23 |
| Sample Location: | 128-158 NORTH MAIN ST. PORT CHESTER NY | Field Prep: | Not Specified |

Sample Depth:

| Parameter | Result | Qualifier | Units | RL | MDL | Dilution Factor | Column |
|---|---|---|---|---|---|---|---|
| Organochlorine Pesticides by GC - Westborough Lab | | | | | | | |

| Surrogate | % Recovery | Qualifier | Acceptance Criteria | Column |
|---|---|---|---|---|
| 2,4,5,6-Tetrachloro-m-xylene | 64 | | 30-150 | A |
| Decachlorobiphenyl | 65 | | 30-150 | A |
| 2,4,5,6-Tetrachloro-m-xylene | 74 | | 30-150 | B |
| Decachlorobiphenyl | 68 | | 30-150 | B |

**Project Name:** NORTH MAIN STREET SITE
**Project Number:** 12814, PHASE 2

**Lab Number:** L2304629
**Report Date:** 02/23/23

# Method Blank Analysis
## Batch Quality Control

Analytical Method: 1,8081B
Analytical Date: 01/31/23 12:19
Analyst: MMG

Extraction Method: EPA 3510C
Extraction Date: 01/30/23 05:21

| Parameter | Result | Qualifier | Units | RL | MDL | Column |
|---|---|---|---|---|---|---|
| Organochlorine Pesticides by GC - Westborough Lab for sample(s): 01-02 Batch: WG1738618-1 | | | | | | |
| Delta-BHC | ND | | ug/l | 0.014 | 0.003 | A |
| Lindane | ND | | ug/l | 0.014 | 0.003 | A |
| Alpha-BHC | ND | | ug/l | 0.014 | 0.003 | A |
| Beta-BHC | ND | | ug/l | 0.014 | 0.004 | A |
| Heptachlor | ND | | ug/l | 0.014 | 0.002 | A |
| Aldrin | ND | | ug/l | 0.014 | 0.002 | A |
| Heptachlor epoxide | ND | | ug/l | 0.014 | 0.003 | A |
| Endrin | ND | | ug/l | 0.029 | 0.003 | A |
| Endrin aldehyde | ND | | ug/l | 0.029 | 0.006 | A |
| Endrin ketone | ND | | ug/l | 0.029 | 0.003 | A |
| Dieldrin | ND | | ug/l | 0.029 | 0.003 | A |
| 4,4'-DDE | ND | | ug/l | 0.029 | 0.003 | A |
| 4,4'-DDD | ND | | ug/l | 0.029 | 0.003 | A |
| 4,4'-DDT | ND | | ug/l | 0.029 | 0.003 | A |
| Endosulfan I | ND | | ug/l | 0.014 | 0.002 | A |
| Endosulfan II | ND | | ug/l | 0.029 | 0.004 | A |
| Endosulfan sulfate | ND | | ug/l | 0.029 | 0.003 | A |
| Methoxychlor | ND | | ug/l | 0.143 | 0.005 | A |
| Toxaphene | ND | | ug/l | 0.143 | 0.045 | A |
| cis-Chlordane | ND | | ug/l | 0.014 | 0.005 | A |
| trans-Chlordane | ND | | ug/l | 0.014 | 0.004 | A |
| Chlordane | ND | | ug/l | 0.143 | 0.033 | A |

**Project Name:** NORTH MAIN STREET SITE
**Project Number:** 12814, PHASE 2

**Lab Number:** L2304629
**Report Date:** 02/23/23

# Method Blank Analysis
## Batch Quality Control

Analytical Method: 1,8081B
Analytical Date: 01/31/23 12:19
Analyst: MMG

Extraction Method: EPA 3510C
Extraction Date: 01/30/23 05:21

| Parameter | Result | Qualifier | Units | RL | MDL | Column |
|---|---|---|---|---|---|---|
| Organochlorine Pesticides by GC - Westborough Lab for sample(s): 01-02 Batch: WG1738618-1 | | | | | | |

| Surrogate | %Recovery | Qualifier | Acceptance Criteria | Column |
|---|---|---|---|---|
| 2,4,5,6-Tetrachloro-m-xylene | 57 | | 30-150 | A |
| Decachlorobiphenyl | 49 | | 30-150 | A |
| 2,4,5,6-Tetrachloro-m-xylene | 64 | | 30-150 | B |
| Decachlorobiphenyl | 48 | | 30-150 | B |

# Lab Control Sample Analysis
## Batch Quality Control

**Project Name:** NORTH MAIN STREET SITE
**Project Number:** 12814, PHASE 2

**Lab Number:** L2304629
**Report Date:** 02/23/23

| Parameter | LCS %Recovery | Qual | LCSD %Recovery | Qual | %Recovery Limits | RPD | Qual | RPD Limits | Column |
|---|---|---|---|---|---|---|---|---|---|
| Organochlorine Pesticides by GC - Westborough Lab Associated sample(s): 01-02 Batch: WG1738618-2 WG1738618-3 | | | | | | | | | |
| Delta-BHC | 76 | | 75 | | 30-150 | 1 | | 20 | A |
| Lindane | 90 | | 90 | | 30-150 | 0 | | 20 | A |
| Alpha-BHC | 85 | | 84 | | 30-150 | 1 | | 20 | A |
| Beta-BHC | 86 | | 86 | | 30-150 | 0 | | 20 | A |
| Heptachlor | 89 | | 89 | | 30-150 | 0 | | 20 | A |
| Aldrin | 71 | | 70 | | 30-150 | 2 | | 20 | A |
| Heptachlor epoxide | 76 | | 77 | | 30-150 | 0 | | 20 | A |
| Endrin | 82 | | 80 | | 30-150 | 3 | | 20 | A |
| Endrin aldehyde | 54 | | 54 | | 30-150 | 1 | | 20 | A |
| Endrin ketone | 86 | | 89 | | 30-150 | 3 | | 20 | A |
| Dieldrin | 83 | | 81 | | 30-150 | 2 | | 20 | A |
| 4,4'-DDE | 75 | | 74 | | 30-150 | 0 | | 20 | A |
| 4,4'-DDD | 110 | | 104 | | 30-150 | 6 | | 20 | A |
| 4,4'-DDT | 114 | | 98 | | 30-150 | 15 | | 20 | A |
| Endosulfan I | 87 | | 85 | | 30-150 | 2 | | 20 | A |
| Endosulfan II | 79 | | 80 | | 30-150 | 1 | | 20 | A |
| Endosulfan sulfate | 75 | | 75 | | 30-150 | 0 | | 20 | A |
| Methoxychlor | 122 | | 120 | | 30-150 | 2 | | 20 | A |
| cis-Chlordane | 65 | | 64 | | 30-150 | 2 | | 20 | A |
| trans-Chlordane | 92 | | 87 | | 30-150 | 7 | | 20 | A |

# Lab Control Sample Analysis

## Batch Quality Control

**Project Name:** NORTH MAIN STREET SITE

**Project Number:** 12814, PHASE 2

**Lab Number:** L2304629

**Report Date:** 02/23/23

| Parameter | LCS %Recovery | Qual | LCSD %Recovery | Qual | %Recovery Limits | RPD | Qual | RPD Limits |
|---|---|---|---|---|---|---|---|---|
| Organochlorine Pesticides by GC - Westborough Lab Associated sample(s): 01-02 Batch: WG1738618-2 WG1738618-3 | | | | | | | | |

| Surrogate | LCS %Recovery | Qual | LCSD %Recovery | Qual | Acceptance Criteria | Column |
|---|---|---|---|---|---|---|
| 2,4,5,6-Tetrachloro-m-xylene | 62 | | 61 | | 30-150 | A |
| Decachlorobiphenyl | 59 | | 59 | | 30-150 | A |
| 2,4,5,6-Tetrachloro-m-xylene | 68 | | 69 | | 30-150 | B |
| Decachlorobiphenyl | 53 | | 53 | | 30-150 | B |

# METALS

**Project Name:** NORTH MAIN STREET SITE
**Project Number:** 12814, PHASE 2
**Lab Number:** L2304629
**Report Date:** 02/23/23

## SAMPLE RESULTS

Lab ID: L2304629-01
Client ID: TWP-203
Sample Location: 128-158 NORTH MAIN ST. PORT CHESTER NY
Date Collected: 01/26/23 13:00
Date Received: 01/26/23
Field Prep: Not Specified

Sample Depth:
Matrix: Water

| Parameter | Result | Qualifier | Units | RL | MDL | Dilution Factor | Date Prepared | Date Analyzed | Prep Method | Analytical Method | Analyst |
|---|---|---|---|---|---|---|---|---|---|---|---|
| **Total Metals - Mansfield Lab** | | | | | | | | | | | |
| Aluminum, Total | 31.3 | | mg/l | 0.0100 | 0.00327 | 1 | 01/29/23 08:45 | 01/30/23 20:06 | EPA 3005A | 1,6020B | NTB |
| Antimony, Total | 0.00055 | J | mg/l | 0.00400 | 0.00042 | 1 | 01/29/23 08:45 | 01/30/23 20:06 | EPA 3005A | 1,6020B | NTB |
| Arsenic, Total | 0.01391 | | mg/l | 0.00050 | 0.00016 | 1 | 01/29/23 08:45 | 01/30/23 20:06 | EPA 3005A | 1,6020B | NTB |
| Barium, Total | 0.3957 | | mg/l | 0.00050 | 0.00017 | 1 | 01/29/23 08:45 | 01/30/23 20:06 | EPA 3005A | 1,6020B | NTB |
| Beryllium, Total | 0.00163 | | mg/l | 0.00050 | 0.00010 | 1 | 01/29/23 08:45 | 01/30/23 20:06 | EPA 3005A | 1,6020B | NTB |
| Cadmium, Total | 0.00034 | | mg/l | 0.00020 | 0.00005 | 1 | 01/29/23 08:45 | 01/30/23 20:06 | EPA 3005A | 1,6020B | NTB |
| Calcium, Total | 35.3 | | mg/l | 0.100 | 0.0394 | 1 | 01/29/23 08:45 | 01/30/23 20:06 | EPA 3005A | 1,6020B | NTB |
| Chromium, Total | 0.08974 | | mg/l | 0.00100 | 0.00017 | 1 | 01/29/23 08:45 | 01/30/23 20:06 | EPA 3005A | 1,6020B | NTB |
| Cobalt, Total | 0.02690 | | mg/l | 0.00050 | 0.00016 | 1 | 01/29/23 08:45 | 01/30/23 20:06 | EPA 3005A | 1,6020B | NTB |
| Copper, Total | 0.1269 | | mg/l | 0.00100 | 0.00038 | 1 | 01/29/23 08:45 | 01/30/23 20:06 | EPA 3005A | 1,6020B | NTB |
| Iron, Total | 46.4 | | mg/l | 0.0500 | 0.0191 | 1 | 01/29/23 08:45 | 01/30/23 20:06 | EPA 3005A | 1,6020B | NTB |
| Lead, Total | 0.05692 | | mg/l | 0.00100 | 0.00034 | 1 | 01/29/23 08:45 | 01/30/23 20:06 | EPA 3005A | 1,6020B | NTB |
| Magnesium, Total | 17.8 | | mg/l | 0.0700 | 0.0242 | 1 | 01/29/23 08:45 | 01/30/23 20:06 | EPA 3005A | 1,6020B | NTB |
| Manganese, Total | 0.9536 | | mg/l | 0.00100 | 0.00044 | 1 | 01/29/23 08:45 | 01/30/23 20:06 | EPA 3005A | 1,6020B | NTB |
| Mercury, Total | 0.00010 | J | mg/l | 0.00020 | 0.00009 | 1 | 01/29/23 09:30 | 01/29/23 16:44 | EPA 7470A | 1,7470A | AMW |
| Nickel, Total | 0.07232 | | mg/l | 0.00200 | 0.00055 | 1 | 01/29/23 08:45 | 01/30/23 20:06 | EPA 3005A | 1,6020B | NTB |
| Potassium, Total | 12.7 | | mg/l | 0.100 | 0.0309 | 1 | 01/29/23 08:45 | 01/30/23 20:06 | EPA 3005A | 1,6020B | NTB |
| Selenium, Total | 0.0361 | | mg/l | 0.00500 | 0.00173 | 1 | 01/29/23 08:45 | 01/30/23 20:06 | EPA 3005A | 1,6020B | NTB |
| Silver, Total | 0.00047 | | mg/l | 0.00040 | 0.00016 | 1 | 01/29/23 08:45 | 01/30/23 20:06 | EPA 3005A | 1,6020B | NTB |
| Sodium, Total | 128. | | mg/l | 0.100 | 0.0293 | 1 | 01/29/23 08:45 | 01/30/23 20:06 | EPA 3005A | 1,6020B | NTB |
| Thallium, Total | 0.00059 | J | mg/l | 0.00100 | 0.00014 | 1 | 01/29/23 08:45 | 01/30/23 20:06 | EPA 3005A | 1,6020B | NTB |
| Vanadium, Total | 0.06435 | | mg/l | 0.00500 | 0.00157 | 1 | 01/29/23 08:45 | 01/30/23 20:06 | EPA 3005A | 1,6020B | NTB |
| Zinc, Total | 0.1161 | | mg/l | 0.01000 | 0.00341 | 1 | 01/29/23 08:45 | 01/30/23 20:06 | EPA 3005A | 1,6020B | NTB |

**Project Name:** NORTH MAIN STREET SITE
**Lab Number:** L2304629
**Project Number:** 12814, PHASE 2
**Report Date:** 02/23/23

## SAMPLE RESULTS

Lab ID: L2304629-02
Client ID: FB-50-20230126
Sample Location: 128-158 NORTH MAIN ST. PORT CHESTER NY

Date Collected: 01/26/23 11:35
Date Received: 01/26/23
Field Prep: Not Specified

Sample Depth:
Matrix: Water

| Parameter | Result | Qualifier | Units | RL | MDL | Dilution Factor | Date Prepared | Date Analyzed | Prep Method | Analytical Method | Analyst |
|---|---|---|---|---|---|---|---|---|---|---|---|
| **Total Metals - Mansfield Lab** | | | | | | | | | | | |
| Aluminum, Total | ND | | mg/l | 0.0100 | 0.00327 | 1 | 01/29/23 08:45 | 01/30/23 20:29 | EPA 3005A | 1,6020B | NTB |
| Antimony, Total | ND | | mg/l | 0.00400 | 0.00042 | 1 | 01/29/23 08:45 | 01/30/23 20:29 | EPA 3005A | 1,6020B | NTB |
| Arsenic, Total | ND | | mg/l | 0.00050 | 0.00016 | 1 | 01/29/23 08:45 | 01/30/23 20:29 | EPA 3005A | 1,6020B | NTB |
| Barium, Total | 0.00022 | J | mg/l | 0.00050 | 0.00017 | 1 | 01/29/23 08:45 | 01/30/23 20:29 | EPA 3005A | 1,6020B | NTB |
| Beryllium, Total | ND | | mg/l | 0.00050 | 0.00010 | 1 | 01/29/23 08:45 | 01/30/23 20:29 | EPA 3005A | 1,6020B | NTB |
| Cadmium, Total | ND | | mg/l | 0.00020 | 0.00005 | 1 | 01/29/23 08:45 | 01/30/23 20:29 | EPA 3005A | 1,6020B | NTB |
| Calcium, Total | ND | | mg/l | 0.100 | 0.0394 | 1 | 01/29/23 08:45 | 01/30/23 20:29 | EPA 3005A | 1,6020B | NTB |
| Chromium, Total | ND | | mg/l | 0.00100 | 0.00017 | 1 | 01/29/23 08:45 | 01/30/23 20:29 | EPA 3005A | 1,6020B | NTB |
| Cobalt, Total | ND | | mg/l | 0.00050 | 0.00016 | 1 | 01/29/23 08:45 | 01/30/23 20:29 | EPA 3005A | 1,6020B | NTB |
| Copper, Total | ND | | mg/l | 0.00100 | 0.00038 | 1 | 01/29/23 08:45 | 01/30/23 20:29 | EPA 3005A | 1,6020B | NTB |
| Iron, Total | 0.0385 | J | mg/l | 0.0500 | 0.0191 | 1 | 01/29/23 08:45 | 01/30/23 20:29 | EPA 3005A | 1,6020B | NTB |
| Lead, Total | ND | | mg/l | 0.00100 | 0.00034 | 1 | 01/29/23 08:45 | 01/30/23 20:29 | EPA 3005A | 1,6020B | NTB |
| Magnesium, Total | ND | | mg/l | 0.0700 | 0.0242 | 1 | 01/29/23 08:45 | 01/30/23 20:29 | EPA 3005A | 1,6020B | NTB |
| Manganese, Total | ND | | mg/l | 0.00100 | 0.00044 | 1 | 01/29/23 08:45 | 01/30/23 20:29 | EPA 3005A | 1,6020B | NTB |
| Mercury, Total | ND | | mg/l | 0.00020 | 0.00009 | 1 | 01/30/23 16:03 | 01/31/23 13:23 | EPA 7470A | 1,7470A | DMB |
| Nickel, Total | 0.00121 | J | mg/l | 0.00200 | 0.00055 | 1 | 01/29/23 08:45 | 01/30/23 20:29 | EPA 3005A | 1,6020B | NTB |
| Potassium, Total | ND | | mg/l | 0.100 | 0.0309 | 1 | 01/29/23 08:45 | 01/30/23 20:29 | EPA 3005A | 1,6020B | NTB |
| Selenium, Total | ND | | mg/l | 0.00500 | 0.00173 | 1 | 01/29/23 08:45 | 01/30/23 20:29 | EPA 3005A | 1,6020B | NTB |
| Silver, Total | ND | | mg/l | 0.00040 | 0.00016 | 1 | 01/29/23 08:45 | 01/30/23 20:29 | EPA 3005A | 1,6020B | NTB |
| Sodium, Total | 0.208 | | mg/l | 0.100 | 0.0293 | 1 | 01/29/23 08:45 | 01/30/23 20:29 | EPA 3005A | 1,6020B | NTB |
| Thallium, Total | 0.00023 | J | mg/l | 0.00100 | 0.00014 | 1 | 01/29/23 08:45 | 01/30/23 20:29 | EPA 3005A | 1,6020B | NTB |
| Vanadium, Total | ND | | mg/l | 0.00500 | 0.00157 | 1 | 01/29/23 08:45 | 01/30/23 20:29 | EPA 3005A | 1,6020B | NTB |
| Zinc, Total | ND | | mg/l | 0.01000 | 0.00341 | 1 | 01/29/23 08:45 | 01/30/23 20:29 | EPA 3005A | 1,6020B | NTB |

**Project Name:** NORTH MAIN STREET SITE **Lab Number:** L2304629

**Project Number:** 12814, PHASE 2 **Report Date:** 02/23/23

# Method Blank Analysis
# Batch Quality Control

| Parameter | Result | Qualifier | Units | RL | MDL | Dilution Factor | Date Prepared | Date Analyzed | Analytical Method | Analyst |
|---|---|---|---|---|---|---|---|---|---|---|
| Total Metals - Mansfield Lab for sample(s): 01-02 Batch: WG1738422-1 | | | | | | | | | | |
| Aluminum, Total | ND | | mg/l | 0.0100 | 0.00327 | 1 | 01/29/23 08:45 | 01/29/23 16:57 | 1,6020B | WKP |
| Antimony, Total | ND | | mg/l | 0.00400 | 0.00042 | 1 | 01/29/23 08:45 | 01/29/23 16:57 | 1,6020B | WKP |
| Arsenic, Total | ND | | mg/l | 0.00050 | 0.00016 | 1 | 01/29/23 08:45 | 01/29/23 16:57 | 1,6020B | WKP |
| Barium, Total | ND | | mg/l | 0.00050 | 0.00017 | 1 | 01/29/23 08:45 | 01/29/23 16:57 | 1,6020B | WKP |
| Beryllium, Total | ND | | mg/l | 0.00050 | 0.00010 | 1 | 01/29/23 08:45 | 01/29/23 16:57 | 1,6020B | WKP |
| Cadmium, Total | ND | | mg/l | 0.00020 | 0.00005 | 1 | 01/29/23 08:45 | 01/29/23 16:57 | 1,6020B | WKP |
| Calcium, Total | ND | | mg/l | 0.100 | 0.0394 | 1 | 01/29/23 08:45 | 01/29/23 16:57 | 1,6020B | WKP |
| Chromium, Total | 0.00058 | J | mg/l | 0.00100 | 0.00017 | 1 | 01/29/23 08:45 | 01/29/23 16:57 | 1,6020B | WKP |
| Cobalt, Total | ND | | mg/l | 0.00050 | 0.00016 | 1 | 01/29/23 08:45 | 01/29/23 16:57 | 1,6020B | WKP |
| Copper, Total | ND | | mg/l | 0.00100 | 0.00038 | 1 | 01/29/23 08:45 | 01/29/23 16:57 | 1,6020B | WKP |
| Iron, Total | ND | | mg/l | 0.0500 | 0.0191 | 1 | 01/29/23 08:45 | 01/29/23 16:57 | 1,6020B | WKP |
| Lead, Total | ND | | mg/l | 0.00100 | 0.00034 | 1 | 01/29/23 08:45 | 01/29/23 16:57 | 1,6020B | WKP |
| Magnesium, Total | ND | | mg/l | 0.0700 | 0.0242 | 1 | 01/29/23 08:45 | 01/29/23 16:57 | 1,6020B | WKP |
| Manganese, Total | 0.00058 | J | mg/l | 0.00100 | 0.00044 | 1 | 01/29/23 08:45 | 01/29/23 16:57 | 1,6020B | WKP |
| Nickel, Total | 0.00079 | J | mg/l | 0.00200 | 0.00055 | 1 | 01/29/23 08:45 | 01/29/23 16:57 | 1,6020B | WKP |
| Potassium, Total | ND | | mg/l | 0.100 | 0.0309 | 1 | 01/29/23 08:45 | 01/29/23 16:57 | 1,6020B | WKP |
| Selenium, Total | ND | | mg/l | 0.00500 | 0.00173 | 1 | 01/29/23 08:45 | 01/29/23 16:57 | 1,6020B | WKP |
| Silver, Total | ND | | mg/l | 0.00040 | 0.00016 | 1 | 01/29/23 08:45 | 01/29/23 16:57 | 1,6020B | WKP |
| Sodium, Total | ND | | mg/l | 0.100 | 0.0293 | 1 | 01/29/23 08:45 | 01/29/23 16:57 | 1,6020B | WKP |
| Thallium, Total | 0.00020 | J | mg/l | 0.00100 | 0.00014 | 1 | 01/29/23 08:45 | 01/29/23 16:57 | 1,6020B | WKP |
| Vanadium, Total | ND | | mg/l | 0.00500 | 0.00157 | 1 | 01/29/23 08:45 | 01/29/23 16:57 | 1,6020B | WKP |
| Zinc, Total | ND | | mg/l | 0.01000 | 0.00341 | 1 | 01/29/23 08:45 | 01/29/23 16:57 | 1,6020B | WKP |

**Prep Information**

Digestion Method: EPA 3005A

| Parameter | Result | Qualifier | Units | RL | MDL | Dilution Factor | Date Prepared | Date Analyzed | Analytical Method | Analyst |
|---|---|---|---|---|---|---|---|---|---|---|
| Total Metals - Mansfield Lab for sample(s): 01 Batch: WG1738423-1 | | | | | | | | | | |
| Mercury, Total | ND | | mg/l | 0.00020 | 0.00009 | 1 | 01/29/23 09:30 | 01/29/23 15:56 | 1,7470A | AMW |

**Project Name:** NORTH MAIN STREET SITE **Lab Number:** L2304629

**Project Number:** 12814, PHASE 2 **Report Date:** 02/23/23

# Method Blank Analysis
# Batch Quality Control

**Prep Information**

Digestion Method: EPA 7470A

| Parameter | Result | Qualifier | Units | RL | MDL | Dilution Factor | Date Prepared | Date Analyzed | Analytical Method | Analyst |
|---|---|---|---|---|---|---|---|---|---|---|
| Total Metals - Mansfield Lab for sample(s): 02 Batch: WG1738759-1 | | | | | | | | | | |
| Mercury, Total | ND | | mg/l | 0.00020 | 0.00009 | 1 | 01/30/23 16:03 | 01/31/23 12:54 | 1,7470A | DMB |

**Prep Information**

Digestion Method: EPA 7470A

# Lab Control Sample Analysis
## Batch Quality Control

**Project Name:** NORTH MAIN STREET SITE
**Project Number:** 12814, PHASE 2

**Lab Number:** L2304629
**Report Date:** 02/23/23

| Parameter | LCS %Recovery | Qual | LCSD %Recovery | Qual | %Recovery Limits | RPD | Qual | RPD Limits |
|---|---|---|---|---|---|---|---|---|
| Total Metals - Mansfield Lab Associated sample(s): 01-02 Batch: WG1738422-2 | | | | | | | | |
| Aluminum, Total | 102 | | - | | 80-120 | - | | |
| Antimony, Total | 93 | | - | | 80-120 | - | | |
| Arsenic, Total | 101 | | - | | 80-120 | - | | |
| Barium, Total | 104 | | - | | 80-120 | - | | |
| Beryllium, Total | 114 | | - | | 80-120 | - | | |
| Cadmium, Total | 108 | | - | | 80-120 | - | | |
| Calcium, Total | 99 | | - | | 80-120 | - | | |
| Chromium, Total | 100 | | - | | 80-120 | - | | |
| Cobalt, Total | 100 | | - | | 80-120 | - | | |
| Copper, Total | 103 | | - | | 80-120 | - | | |
| Iron, Total | 104 | | - | | 80-120 | - | | |
| Lead, Total | 103 | | - | | 80-120 | - | | |
| Magnesium, Total | 101 | | - | | 80-120 | - | | |
| Manganese, Total | 104 | | - | | 80-120 | - | | |
| Nickel, Total | 100 | | - | | 80-120 | - | | |
| Potassium, Total | 97 | | - | | 80-120 | - | | |
| Selenium, Total | 106 | | - | | 80-120 | - | | |
| Silver, Total | 102 | | - | | 80-120 | - | | |
| Sodium, Total | 103 | | - | | 80-120 | - | | |
| Thallium, Total | 105 | | - | | 80-120 | - | | |
| Vanadium, Total | 98 | | - | | 80-120 | - | | |

# Lab Control Sample Analysis
## Batch Quality Control

**Project Name:** NORTH MAIN STREET SITE
**Project Number:** 12814, PHASE 2

**Lab Number:** L2304629
**Report Date:** 02/23/23

| Parameter | LCS %Recovery | LCSD %Recovery | %Recovery Limits | RPD | RPD Limits |
|---|---|---|---|---|---|
| Total Metals - Mansfield Lab Associated sample(s): 01-02 Batch: WG1738422-2 | | | | | |
| Zinc, Total | 102 | - | 80-120 | - | |
| Total Metals - Mansfield Lab Associated sample(s): 01 Batch: WG1738423-2 | | | | | |
| Mercury, Total | 99 | - | 80-120 | - | |
| Total Metals - Mansfield Lab Associated sample(s): 02 Batch: WG1738759-2 | | | | | |
| Mercury, Total | 96 | - | 80-120 | - | |

# Matrix Spike Analysis
## Batch Quality Control

**Project Name:** NORTH MAIN STREET SITE
**Project Number:** 12814, PHASE 2

**Lab Number:** L2304629
**Report Date:** 02/23/23

| Parameter | Native Sample | MS Added | MS Found | MS %Recovery | Qual | MSD Found | MSD %Recovery | Qual | Recovery Limits | RPD | Qual | RPD Limits |
|---|---|---|---|---|---|---|---|---|---|---|---|---|
| Total Metals - Mansfield Lab Associated sample(s): 01-02 QC Batch ID: WG1738422-3 QC Sample: L2304737-01 Client ID: MS Sample | | | | | | | | | | | | |
| Aluminum, Total | 55.4 | 2 | 56.2 | **40** | Q | - | - | | 75-125 | - | | 20 |
| Antimony, Total | ND | 0.5 | 0.2512 | **50** | Q | - | - | | 75-125 | - | | 20 |
| Arsenic, Total | 0.03788 | 0.12 | 0.1374 | 83 | | - | - | | 75-125 | - | | 20 |
| Barium, Total | 1.612 | 2 | 3.970 | 118 | | - | - | | 75-125 | - | | 20 |
| Beryllium, Total | 0.0044J | 0.05 | 0.05076 | 102 | | - | - | | 75-125 | - | | 20 |
| Cadmium, Total | 0.03578 | 0.053 | 0.08440 | 92 | | - | - | | 75-125 | - | | 20 |
| Calcium, Total | 1650 | 10 | 1660 | 100 | | - | - | | 75-125 | - | | 20 |
| Chromium, Total | 0.3376 | 0.2 | 0.5428 | 103 | | - | - | | 75-125 | - | | 20 |
| Cobalt, Total | 0.1303 | 0.5 | 0.6084 | 96 | | - | - | | 75-125 | - | | 20 |
| Copper, Total | 9.784 | 0.25 | 10.74 | **382** | Q | - | - | | 75-125 | - | | 20 |
| Iron, Total | 87.0 | 1 | 88.6 | **160** | Q | - | - | | 75-125 | - | | 20 |
| Lead, Total | 1.191 | 0.53 | 1.893 | **132** | Q | - | - | | 75-125 | - | | 20 |
| Magnesium, Total | 226 | 10 | 241 | **150** | Q | - | - | | 75-125 | - | | 20 |
| Manganese, Total | 14.15 | 0.5 | 15.22 | **214** | Q | - | - | | 75-125 | - | | 20 |
| Nickel, Total | 0.2103 | 0.5 | 0.6650 | 91 | | - | - | | 75-125 | - | | 20 |
| Potassium, Total | 34.7 | 10 | 43.1 | 84 | | - | - | | 75-125 | - | | 20 |
| Selenium, Total | 0.0378J | 0.12 | 0.102 | 85 | | - | - | | 75-125 | - | | 20 |
| Silver, Total | 0.00197J | 0.05 | 0.04832 | 97 | | - | - | | 75-125 | - | | 20 |
| Sodium, Total | 10300 | 10 | 10600 | **3000** | Q | - | - | | 75-125 | - | | 20 |
| Thallium, Total | ND | 0.12 | 0.1281 | 107 | | - | - | | 75-125 | - | | 20 |
| Vanadium, Total | 0.0831 | 0.5 | 0.5482 | 93 | | - | - | | 75-125 | - | | 20 |

# Matrix Spike Analysis
## Batch Quality Control

**Project Name:** NORTH MAIN STREET SITE
**Project Number:** 12814, PHASE 2

**Lab Number:** L2304629
**Report Date:** 02/23/23

| Parameter | Native Sample | MS Added | MS Found | MS %Recovery | MSD Found | MSD %Recovery | Recovery Limits | RPD | RPD Limits |
|---|---|---|---|---|---|---|---|---|---|
| Total Metals - Mansfield Lab Associated sample(s): 01-02 QC Batch ID: WG1738422-3 QC Sample: L2304737-01 Client ID: MS Sample | | | | | | | | | |
| Zinc, Total | 4.491 | 0.5 | 5.106 | 123 | - | - | 75-125 | - | 20 |
| Total Metals - Mansfield Lab Associated sample(s): 01 QC Batch ID: WG1738423-3 QC Sample: L2304737-02 Client ID: MS Sample | | | | | | | | | |
| Mercury, Total | ND | 0.005 | 0.00515 | 103 | - | - | 75-125 | - | 20 |
| Total Metals - Mansfield Lab Associated sample(s): 02 QC Batch ID: WG1738759-3 QC Sample: L2304582-01 Client ID: MS Sample | | | | | | | | | |
| Mercury, Total | ND | 0.005 | 0.00466 | 93 | - | - | 75-125 | - | 20 |

# Lab Duplicate Analysis

***Batch Quality Control***

**Project Name:** NORTH MAIN STREET SITE

**Project Number:** 12814, PHASE 2

***Lab Number:*** L2304629

***Report Date:*** 02/23/23

| Parameter | Native Sample | Duplicate Sample | Units | RPD | Qual | RPD Limits |
|---|---|---|---|---|---|---|
| - Associated sample(s): 01-02 QC Batch ID: WG1738422-4 QC Sample: L2304737-01 Client ID: DUP Sample | | | | | | |
| Arsenic, Total | 0.03788 | 0.04108 | mg/l | 8 | | 20 |
| Barium, Total | 1.612 | 1.792 | mg/l | 11 | | 20 |
| Cadmium, Total | 0.03578 | 0.03742 | mg/l | 4 | | 20 |
| Chromium, Total | 0.3376 | 0.4099 | mg/l | 19 | | 20 |
| Lead, Total | 1.191 | 1.300 | mg/l | 9 | | 20 |
| Selenium, Total | 0.0378J | 0.0380J | mg/l | NC | | 20 |
| Silver, Total | 0.00197J | 0.00245J | mg/l | NC | | 20 |
| Total Metals - Mansfield Lab Associated sample(s): 01 QC Batch ID: WG1738423-4 QC Sample: L2304737-02 Client ID: DUP Sample | | | | | | |
| Mercury, Total | ND | ND | mg/l | NC | | 20 |
| Total Metals - Mansfield Lab Associated sample(s): 02 QC Batch ID: WG1738759-4 QC Sample: L2304582-01 Client ID: DUP Sample | | | | | | |
| Mercury, Total | ND | ND | mg/l | NC | | 20 |

# Lab Serial Dilution Analysis

**Batch Quality Control**

**Project Name:** NORTH MAIN STREET SITE
**Project Number:** 12814, PHASE 2

**Lab Number:** L2304629
**Report Date:** 02/23/23

| Parameter | Native Sample | Serial Dilution | Units | % D | Qual | RPD Limits |
|---|---|---|---|---|---|---|
| Total Metals - Mansfield Lab Associated sample(s): 01-02 QC Batch ID: WG1738422-6 QC Sample: L2304737-01 Client ID: DUP Sample | | | | | | |
| Barium, Total | 1.612 | 1.553 | mg/l | 4 | | 20 |
| Chromium, Total | 0.3376 | 0.3444 | mg/l | 2 | | 20 |
| Lead, Total | 1.191 | 1.137 | mg/l | 5 | | 20 |

# INORGANICS
# &
# MISCELLANEOUS

**Project Name:** NORTH MAIN STREET SITE
**Project Number:** 12814, PHASE 2

**Lab Number:** L2304629
**Report Date:** 02/23/23

## SAMPLE RESULTS

Lab ID: L2304629-01
Client ID: TWP-203
Sample Location: 128-158 NORTH MAIN ST. PORT CHESTER NY

Date Collected: 01/26/23 13:00
Date Received: 01/26/23
Field Prep: Not Specified

Sample Depth:
Matrix: Water

| Parameter | Result | Qualifier | Units | RL | MDL | Dilution Factor | Date Prepared | Date Analyzed | Analytical Method | Analyst |
|---|---|---|---|---|---|---|---|---|---|---|
| General Chemistry - Westborough Lab | | | | | | | | | | |
| Cyanide, Total | ND | | mg/l | 0.005 | 0.001 | 1 | 01/31/23 04:20 | 01/31/23 12:27 | 1,9010C/9012B | JER |

**Project Name:** NORTH MAIN STREET SITE
**Project Number:** 12814, PHASE 2

**Lab Number:** L2304629
**Report Date:** 02/23/23

## SAMPLE RESULTS

Lab ID: L2304629-02
Client ID: FB-50-20230126
Sample Location: 128-158 NORTH MAIN ST. PORT CHESTER NY

Date Collected: 01/26/23 11:35
Date Received: 01/26/23
Field Prep: Not Specified

Sample Depth:
Matrix: Water

| Parameter | Result | Qualifier | Units | RL | MDL | Dilution Factor | Date Prepared | Date Analyzed | Analytical Method | Analyst |
|---|---|---|---|---|---|---|---|---|---|---|
| General Chemistry - Westborough Lab | | | | | | | | | | |
| Cyanide, Total | ND | | mg/l | 0.005 | 0.001 | 1 | 02/02/23 01:10 | 02/02/23 11:52 | 1,9010C/9012B | JER |

**Project Name:** NORTH MAIN STREET SITE **Lab Number:** L2304629

**Project Number:** 12814, PHASE 2 **Report Date:** 02/23/23

# Method Blank Analysis
## Batch Quality Control

| Parameter | Result | Qualifier | Units | RL | MDL | Dilution Factor | Date Prepared | Date Analyzed | Analytical Method | Analyst |
|---|---|---|---|---|---|---|---|---|---|---|
| General Chemistry - Westborough Lab for sample(s): 01 Batch: WG1738931-1 | | | | | | | | | | |
| Cyanide, Total | ND | | mg/l | 0.005 | 0.001 | 1 | 01/31/23 04:20 | 01/31/23 12:14 | 1,9010C/9012B | JER |
| General Chemistry - Westborough Lab for sample(s): 02 Batch: WG1739887-1 | | | | | | | | | | |
| Cyanide, Total | ND | | mg/l | 0.005 | 0.001 | 1 | 02/02/23 01:10 | 02/02/23 11:46 | 1,9010C/9012B | JER |

# Lab Control Sample Analysis
## Batch Quality Control

**Project Name:** NORTH MAIN STREET SITE
**Project Number:** 12814, PHASE 2

**Lab Number:** L2304629
**Report Date:** 02/23/23

| Parameter | LCS %Recovery | Qual | LCSD %Recovery | Qual | %Recovery Limits | RPD | Qual | RPD Limits |
|---|---|---|---|---|---|---|---|---|
| General Chemistry - Westborough Lab Associated sample(s): 01 Batch: WG1738931-2 WG1738931-3 | | | | | | | | |
| Cyanide, Total | 98 | | 100 | | 85-115 | 2 | | 20 |
| General Chemistry - Westborough Lab Associated sample(s): 02 Batch: WG1739887-2 WG1739887-3 | | | | | | | | |
| Cyanide, Total | 102 | | 105 | | 85-115 | 3 | | 20 |

# Matrix Spike Analysis
## Batch Quality Control

**Project Name:** NORTH MAIN STREET SITE
**Project Number:** 12814, PHASE 2
**Lab Number:** L2304629
**Report Date:** 02/23/23

| Parameter | Native Sample | MS Added | MS Found | MS %Recovery | Qual | MSD Found | MSD %Recovery | Qual | Recovery Limits | RPD | Qual | RPD Limits |
|---|---|---|---|---|---|---|---|---|---|---|---|---|
| General Chemistry - Westborough Lab Associated sample(s): 01 QC Batch ID: WG1738931-4 WG1738931-5 QC Sample: L2304355-01 Client ID: MS Sample | | | | | | | | | | | | |
| Cyanide, Total | ND | 0.2 | 0.180 | 90 | | 0.189 | 94 | | 80-120 | 5 | | 20 |
| General Chemistry - Westborough Lab Associated sample(s): 02 QC Batch ID: WG1739887-4 WG1739887-5 QC Sample: L2305306-01 Client ID: MS Sample | | | | | | | | | | | | |
| Cyanide, Total | ND | 0.2 | 0.199 | 100 | | 0.175 | 88 | | 80-120 | 13 | | 20 |

**Project Name:** NORTH MAIN STREET SITE
**Project Number:** 12814, PHASE 2

**Lab Number:** L2304629
**Report Date:** 02/23/23

## Sample Receipt and Container Information

Were project specific reporting limits specified? YES

### Cooler Information

| Cooler | Custody Seal |
|---|---|
| A | Absent |

### Container Information

| Container ID | Container Type | Cooler | Initial pH | Final pH | Temp deg C | Pres | Seal | Frozen Date/Time | Analysis(*) |
|---|---|---|---|---|---|---|---|---|---|
| L2304629-01A | Vial HCl preserved | A | NA | | 3.2 | Y | Absent | | NYTCL-8260(14) |
| L2304629-01B | Vial HCl preserved | A | NA | | 3.2 | Y | Absent | | NYTCL-8260(14) |
| L2304629-01C | Vial HCl preserved | A | NA | | 3.2 | Y | Absent | | NYTCL-8260(14) |
| L2304629-01D | Amber 120ml unpreserved | A | 7 | 7 | 3.2 | Y | Absent | | NYTCL-8081(7) |
| L2304629-01E | Amber 120ml unpreserved | A | 7 | 7 | 3.2 | Y | Absent | | NYTCL-8081(7) |
| L2304629-01F | Amber 120ml unpreserved | A | 7 | 7 | 3.2 | Y | Absent | | NYTCL-8082-LVI(365) |
| L2304629-01G | Amber 120ml unpreserved | A | 7 | 7 | 3.2 | Y | Absent | | NYTCL-8082-LVI(365) |
| L2304629-01H | Amber 250ml unpreserved | A | 7 | 7 | 3.2 | Y | Absent | | NYTCL-8270-SIM-LVI(7),NYTCL-8270-LVI(7) |
| L2304629-01I | Amber 250ml unpreserved | A | 7 | 7 | 3.2 | Y | Absent | | NYTCL-8270-SIM-LVI(7),NYTCL-8270-LVI(7) |
| L2304629-01J | Amber 250ml unpreserved | A | 7 | 7 | 3.2 | Y | Absent | | A2-1,4-DIOXANE-SIM(7) |
| L2304629-01K | Amber 250ml unpreserved | A | 7 | 7 | 3.2 | Y | Absent | | A2-1,4-DIOXANE-SIM(7) |
| L2304629-01L | Plastic 250ml NaOH preserved | A | >12 | >12 | 3.2 | Y | Absent | | TCN-9010(14) |
| L2304629-01M | Plastic 250ml HNO3 preserved | A | <2 | <2 | 3.2 | Y | Absent | | BA-6020T(180),FE-6020T(180),TL-6020T(180),SE-6020T(180),CA-6020T(180),NI-6020T(180),K-6020T(180),CR-6020T(180),NA-6020T(180),ZN-6020T(180),CU-6020T(180),PB-6020T(180),MN-6020T(180),BE-6020T(180),AS-6020T(180),SB-6020T(180),V-6020T(180),AL-6020T(180),CD-6020T(180),MG-6020T(180),AG-6020T(180),HG-T(28),CO-6020T(180) |
| L2304629-01N | Plastic 500ml unpreserved | A | NA | | 3.2 | Y | Absent | | A2-NY-1633-DRAFT-21(28) |
| L2304629-01O | Plastic 500ml unpreserved | A | NA | | 3.2 | Y | Absent | | A2-NY-1633-DRAFT-21(28) |
| L2304629-01P | Plastic 500ml unpreserved | A | NA | | 3.2 | Y | Absent | | A2-NY-1633-DRAFT-21(28) |
| L2304629-02A | Vial HCl preserved | A | NA | | 3.2 | Y | Absent | | NYTCL-8260(14) |
| L2304629-02B | Vial HCl preserved | A | NA | | 3.2 | Y | Absent | | NYTCL-8260(14) |
| L2304629-02C | Vial HCl preserved | A | NA | | 3.2 | Y | Absent | | NYTCL-8260(14) |



*Values in parentheses indicate holding time in days

**Project Name:** NORTH MAIN STREET SITE
**Project Number:** 12814, PHASE 2

**Lab Number:** L2304629
**Report Date:** 02/23/23

## Container Information

| Container ID | Container Type | Cooler | Initial pH | Final pH | Temp deg C | Pres | Seal | Frozen Date/Time | Analysis(*) |
|---|---|---|---|---|---|---|---|---|---|
| L2304629-02D | Amber 120ml unpreserved | A | 7 | 7 | 3.2 | Y | Absent | | NYTCL-8081(7) |
| L2304629-02E | Amber 120ml unpreserved | A | 7 | 7 | 3.2 | Y | Absent | | NYTCL-8081(7) |
| L2304629-02F | Amber 120ml unpreserved | A | 7 | 7 | 3.2 | Y | Absent | | NYTCL-8082-LVI(365) |
| L2304629-02G | Amber 120ml unpreserved | A | 7 | 7 | 3.2 | Y | Absent | | NYTCL-8082-LVI(365) |
| L2304629-02H | Amber 250ml unpreserved | A | 7 | 7 | 3.2 | Y | Absent | | NYTCL-8270-SIM-LVI(7),NYTCL-8270-LVI(7) |
| L2304629-02I | Amber 250ml unpreserved | A | 7 | 7 | 3.2 | Y | Absent | | NYTCL-8270-SIM-LVI(7),NYTCL-8270-LVI(7) |
| L2304629-02J | Amber 250ml unpreserved | A | 7 | 7 | 3.2 | Y | Absent | | A2-1,4-DIOXANE-SIM(7) |
| L2304629-02K | Amber 250ml unpreserved | A | 7 | 7 | 3.2 | Y | Absent | | A2-1,4-DIOXANE-SIM(7) |
| L2304629-02L | Plastic 250ml NaOH preserved | A | >12 | >12 | 3.2 | Y | Absent | | TCN-9010(14) |
| L2304629-02M | Plastic 250ml HNO3 preserved | A | <2 | <2 | 3.2 | Y | Absent | | FE-6020T(180),SE-6020T(180),BA-6020T(180),TL-6020T(180),CR-6020T(180),NI-6020T(180),CA-6020T(180),K-6020T(180),NA-6020T(180),ZN-6020T(180),CU-6020T(180),PB-6020T(180),BE-6020T(180),MN-6020T(180),AS-6020T(180),V-6020T(180),SB-6020T(180),AG-6020T(180),AL-6020T(180),CD-6020T(180),HG-T(28),MG-6020T(180),CO-6020T(180) |
| L2304629-02N | Plastic 500ml unpreserved | A | NA | | 3.2 | Y | Absent | | A2-NY-1633-DRAFT-21(28) |
| L2304629-02O | Plastic 500ml unpreserved | A | NA | | 3.2 | Y | Absent | | A2-NY-1633-DRAFT-21(28) |
| L2304629-03A | Vial HCl preserved | A | NA | | 3.2 | Y | Absent | | NYTCL-8260(14) |
| L2304629-03B | Vial HCl preserved | A | NA | | 3.2 | Y | Absent | | NYTCL-8260(14) |

*Values in parentheses indicate holding time in days

**Project Name:** NORTH MAIN STREET SITE
**Project Number:** 12814, PHASE 2

**Lab Number:** L2304629
**Report Date:** 02/23/23

## PFAS PARAMETER SUMMARY

| Parameter | Acronym | CAS Number |
|---|---|---|
| PERFLUOROALKYL CARBOXYLIC ACIDS (PFCAs) | | |
| Perfluorooctadecanoic Acid | PFODA | 16517-11-6 |
| Perfluorohexadecanoic Acid | PFHxDA | 67905-19-5 |
| Perfluorotetradecanoic Acid | PFTA/PFTeDA | 376-06-7 |
| Perfluorotridecanoic Acid | PFTrDA | 72629-94-8 |
| Perfluorododecanoic Acid | PFDoA | 307-55-1 |
| Perfluoroundecanoic Acid | PFUnA | 2058-94-8 |
| Perfluorodecanoic Acid | PFDA | 335-76-2 |
| Perfluorononanoic Acid | PFNA | 375-95-1 |
| Perfluorooctanoic Acid | PFOA | 335-67-1 |
| Perfluoroheptanoic Acid | PFHpA | 375-85-9 |
| Perfluorohexanoic Acid | PFHxA | 307-24-4 |
| Perfluoropentanoic Acid | PFPeA | 2706-90-3 |
| Perfluorobutanoic Acid | PFBA | 375-22-4 |
| PERFLUOROALKYL SULFONIC ACIDS (PFSAs) | | |
| Perfluorododecanesulfonic Acid | PFDoDS/PFDoS | 79780-39-5 |
| Perfluorodecanesulfonic Acid | PFDS | 335-77-3 |
| Perfluorononanesulfonic Acid | PFNS | 68259-12-1 |
| Perfluorooctanesulfonic Acid | PFOS | 1763-23-1 |
| Perfluoroheptanesulfonic Acid | PFHpS | 375-92-8 |
| Perfluorohexanesulfonic Acid | PFHxS | 355-46-4 |
| Perfluoropentanesulfonic Acid | PFPeS | 2706-91-4 |
| Perfluorobutanesulfonic Acid | PFBS | 375-73-5 |
| Perfluoropropanesulfonic Acid | PFPrS | 423-41-6 |
| FLUOROTELOMERS | | |
| 1H,1H,2H,2H-Perfluorododecanesulfonic Acid | 10:2FTS | 120226-60-0 |
| 1H,1H,2H,2H-Perfluorodecanesulfonic Acid | 8:2FTS | 39108-34-4 |
| 1H,1H,2H,2H-Perfluorooctanesulfonic Acid | 6:2FTS | 27619-97-2 |
| 1H,1H,2H,2H-Perfluorohexanesulfonic Acid | 4:2FTS | 757124-72-4 |
| PERFLUOROALKANE SULFONAMIDES (FASAs) | | |
| Perfluorooctanesulfonamide | FOSA/PFOSA | 754-91-6 |
| N-Ethyl Perfluorooctane Sulfonamide | NEtFOSA | 4151-50-2 |
| N-Methyl Perfluorooctane Sulfonamide | NMeFOSA | 31506-32-8 |
| PERFLUOROALKANE SULFONYL SUBSTANCES | | |
| N-Ethyl Perfluorooctanesulfonamido Ethanol | NEtFOSE | 1691-99-2 |
| N-Methyl Perfluorooctanesulfonamido Ethanol | NMeFOSE | 24448-09-7 |
| N-Ethyl Perfluorooctanesulfonamidoacetic Acid | NEtFOSAA | 2991-50-6 |
| N-Methyl Perfluorooctanesulfonamidoacetic Acid | NMeFOSAA | 2355-31-9 |
| PER- and POLYFLUOROALKYL ETHER CARBOXYLIC ACIDS | | |
| 2,3,3,3-Tetrafluoro-2-[1,1,2,2,3,3,3-Heptafluoropropoxy]-Propanoic Acid | HFPO-DA | 13252-13-6 |
| 4,8-Dioxa-3h-Perfluorononanoic Acid | ADONA | 919005-14-4 |
| CHLORO-PERFLUOROALKYL SULFONIC ACIDS | | |
| 11-Chloroeicosafluoro-3-Oxaundecane-1-Sulfonic Acid | 11Cl-PF3OUdS | 763051-92-9 |
| 9-Chlorohexadecafluoro-3-Oxanone-1-Sulfonic Acid | 9Cl-PF3ONS | 756426-58-1 |
| PERFLUOROETHER SULFONIC ACIDS (PFESAs) | | |
| Perfluoro(2-Ethoxyethane)Sulfonic Acid | PFEESA | 113507-82-7 |
| PERFLUOROETHER/POLYETHER CARBOXYLIC ACIDS (PFPCAs) | | |
| Perfluoro-3-Methoxypropanoic Acid | PFMPA | 377-73-1 |
| Perfluoro-4-Methoxybutanoic Acid | PFMBA | 863090-89-5 |
| Nonafluoro-3,6-Dioxaheptanoic Acid | NFDHA | 151772-58-6 |

**Project Name:** NORTH MAIN STREET SITE
**Project Number:** 12814, PHASE 2

**Lab Number:** L2304629
**Report Date:** 02/23/23

## PFAS PARAMETER SUMMARY

| Parameter | Acronym | CAS Number |
|---|---|---|
| FLUOROTELOMER CARBOXYLIC ACIDS (FTCAs) | | |
| 3-Perfluoroheptyl Propanoic Acid | 7:3FTCA | 812-70-4 |
| 2H,2H,3H,3H-Perfluorooctanoic Acid | 5:3FTCA | 914637-49-3 |
| 3-Perfluoropropyl Propanoic Acid | 3:3FTCA | 356-02-5 |

| | | | |
|---|---|---|---|
| **Project Name:** | NORTH MAIN STREET SITE | **Lab Number:** | L2304629 |
| **Project Number:** | 12814, PHASE 2 | **Report Date:** | 02/23/23 |

## GLOSSARY

***Acronyms***

| | |
|---|---|
| DL | - Detection Limit: This value represents the level to which target analyte concentrations are reported as estimated values, when those target analyte concentrations are quantified below the limit of quantitation (LOQ). The DL includes any adjustments from dilutions, concentrations or moisture content, where applicable. (DoD report formats only.) |
| EDL | - Estimated Detection Limit: This value represents the level to which target analyte concentrations are reported as estimated values, when those target analyte concentrations are quantified below the reporting limit (RL). The EDL includes any adjustments from dilutions, concentrations or moisture content, where applicable. The use of EDLs is specific to the analysis of PAHs using Solid-Phase Microextraction (SPME). |
| EMPC | - Estimated Maximum Possible Concentration: The concentration that results from the signal present at the retention time of an analyte when the ions meet all of the identification criteria except the ion abundance ratio criteria. An EMPC is a worst-case estimate of the concentration. |
| EPA | - Environmental Protection Agency. |
| LCS | - Laboratory Control Sample: A sample matrix, free from the analytes of interest, spiked with verified known amounts of analytes or a material containing known and verified amounts of analytes. |
| LCSD | - Laboratory Control Sample Duplicate: Refer to LCS. |
| LFB | - Laboratory Fortified Blank: A sample matrix, free from the analytes of interest, spiked with verified known amounts of analytes or a material containing known and verified amounts of analytes. |
| LOD | - Limit of Detection: This value represents the level to which a target analyte can reliably be detected for a specific analyte in a specific matrix by a specific method. The LOD includes any adjustments from dilutions, concentrations or moisture content, where applicable. (DoD report formats only.) |
| LOQ | - Limit of Quantitation: The value at which an instrument can accurately measure an analyte at a specific concentration. The LOQ includes any adjustments from dilutions, concentrations or moisture content, where applicable. (DoD report formats only.)<br><br>Limit of Quantitation: The value at which an instrument can accurately measure an analyte at a specific concentration. The LOQ includes any adjustments from dilutions, concentrations or moisture content, where applicable. (DoD report formats only.) |
| MDL | - Method Detection Limit: This value represents the level to which target analyte concentrations are reported as estimated values, when those target analyte concentrations are quantified below the reporting limit (RL). The MDL includes any adjustments from dilutions, concentrations or moisture content, where applicable. |
| MS | - Matrix Spike Sample: A sample prepared by adding a known mass of target analyte to a specified amount of matrix sample for which an independent estimate of target analyte concentration is available. For Method 332.0, the spike recovery is calculated using the native concentration, including estimated values. |
| MSD | - Matrix Spike Sample Duplicate: Refer to MS. |
| NA | - Not Applicable. |
| NC | - Not Calculated: Term is utilized when one or more of the results utilized in the calculation are non-detect at the parameter's reporting unit. |
| NDPA/DPA | - N-Nitrosodiphenylamine/Diphenylamine. |
| NI | - Not Ignitable. |
| NP | - Non-Plastic: Term is utilized for the analysis of Atterberg Limits in soil. |
| NR | - No Results: Term is utilized when 'No Target Compounds Requested' is reported for the analysis of Volatile or Semivolatile Organic TIC only requests. |
| RL | - Reporting Limit: The value at which an instrument can accurately measure an analyte at a specific concentration. The RL includes any adjustments from dilutions, concentrations or moisture content, where applicable. |
| RPD | - Relative Percent Difference: The results from matrix and/or matrix spike duplicates are primarily designed to assess the precision of analytical results in a given matrix and are expressed as relative percent difference (RPD). Values which are less than five times the reporting limit for any individual parameter are evaluated by utilizing the absolute difference between the values; although the RPD value will be provided in the report. |
| SRM | - Standard Reference Material: A reference sample of a known or certified value that is of the same or similar matrix as the associated field samples. |
| STLP | - Semi-dynamic Tank Leaching Procedure per EPA Method 1315. |
| TEF | - Toxic Equivalency Factors: The values assigned to each dioxin and furan to evaluate their toxicity relative to 2,3,7,8-TCDD. |
| TEQ | - Toxic Equivalent: The measure of a sample's toxicity derived by multiplying each dioxin and furan by its corresponding TEF and then summing the resulting values. |
| TIC | - Tentatively Identified Compound: A compound that has been identified to be present and is not part of the target compound list (TCL) for the method and/or program. All TICs are qualitatively identified and reported as estimated concentrations. |

*Report Format: DU Report with 'J' Qualifiers*

| | | | |
|---|---|---|---|
| **Project Name:** | NORTH MAIN STREET SITE | **Lab Number:** | L2304629 |
| **Project Number:** | 12814, PHASE 2 | **Report Date:** | 02/23/23 |

***Footnotes***

1 - The reference for this analyte should be considered modified since this analyte is absent from the target analyte list of the original method.

***Terms***

Analytical Method: Both the document from which the method originates and the analytical reference method. (Example: EPA 8260B is shown as 1,8260B.) The codes for the reference method documents are provided in the References section of the Addendum.

Chlordane: The target compound Chlordane (CAS No. 57-74-9) is reported for GC ECD analyses. Per EPA,this compound "refers to a mixture of chlordane isomers, other chlorinated hydrocarbons and numerous other components." (Reference: USEPA Toxicological Review of Chlordane, In Support of Summary Information on the Integrated Risk Information System (IRIS), December 1997.)

Difference: With respect to Total Oxidizable Precursor (TOP) Assay analysis, the difference is defined as the Post-Treatment value minus the Pre-Treatment value.

Final pH: As it pertains to Sample Receipt & Container Information section of the report, Final pH reflects pH of container determined after adjustment at the laboratory, if applicable. If no adjustment required, value reflects Initial pH.

Frozen Date/Time: With respect to Volatile Organics in soil, Frozen Date/Time reflects the date/time at which associated Reagent Water-preserved vials were initially frozen. Note: If frozen date/time is beyond 48 hours from sample collection, value will be reflected in 'bold'.

Gasoline Range Organics (GRO): Gasoline Range Organics (GRO) results include all chromatographic peaks eluting from Methyl tert butyl ether through Naphthalene, with the exception of GRO analysis in support of State of Ohio programs, which includes all chromatographic peaks eluting from Hexane through Dodecane.

Initial pH: As it pertains to Sample Receipt & Container Information section of the report, Initial pH reflects pH of container determined upon receipt, if applicable.

PAH Total: With respect to Alkylated PAH analyses, the 'PAHs, Total' result is defined as the summation of results for all or a subset of the following compounds: Naphthalene, C1-C4 Naphthalenes, 2-Methylnaphthalene, 1-Methylnaphthalene, Biphenyl, Acenaphthylene, Acenaphthene, Fluorene, C1-C3 Fluorenes, Phenanthrene, C1-C4 Phenanthrenes/Anthracenes, Anthracene, Fluoranthene, Pyrene, C1-C4 Fluoranthenes/Pyrenes, Benz(a)anthracene, Chrysene, C1-C4 Chrysenes, Benzo(b)fluoranthene, Benzo(j)+(k)fluoranthene, Benzo(e)pyrene, Benzo(a)pyrene, Perylene, Indeno(1,2,3-cd)pyrene, Dibenz(ah)+(ac)anthracene, Benzo(g,h,i)perylene. If a 'Total' result is requested, the results of its individual components will also be reported.

PFAS Total: With respect to PFAS analyses, the 'PFAS, Total (5)' result is defined as the summation of results for: PFHpA, PFHxS, PFOA, PFNA and PFOS. In addition, the 'PFAS, Total (6)' result is defined as the summation of results for: PFHpA, PFHxS, PFOA, PFNA, PFDA and PFOS. For MassDEP DW compliance analysis only, the 'PFAS, Total (6)' result is defined as the summation of results at or above the RL. Note: If a 'Total' result is requested, the results of its individual components will also be reported.

Total: With respect to Organic analyses, a 'Total' result is defined as the summation of results for individual isomers or Aroclors. If a 'Total' result is requested, the results of its individual components will also be reported. This is applicable to 'Total' results for methods 8260, 8081 and 8082.

***Data Qualifiers***

**A** - Spectra identified as "Aldol Condensates" are byproducts of the extraction/concentration procedures when acetone is introduced in the process.

**B** - The analyte was detected above the reporting limit in the associated method blank. Flag only applies to associated field samples that have detectable concentrations of the analyte at less than ten times (10x) the concentration found in the blank. For MCP-related projects, flag only applies to associated field samples that have detectable concentrations of the analyte at less than ten times (10x) the concentration found in the blank. For DOD-related projects, flag only applies to associated field samples that have detectable concentrations of the analyte at less than ten times (10x) the concentration found in the blank AND the analyte was detected above one-half the reporting limit (or above the reporting limit for common lab contaminants) in the associated method blank. For NJ-Air-related projects, flag only applies to associated field samples that have detectable concentrations of the analyte above the reporting limit. For NJ-related projects (excluding Air), flag only applies to associated field samples that have detectable concentrations of the analyte, which was detected above the reporting limit in the associated method blank or above five times the reporting limit for common lab contaminants (Phthalates, Acetone, Methylene Chloride, 2-Butanone).

**C** - Co-elution: The target analyte co-elutes with a known lab standard (i.e. surrogate, internal standards, etc.) for co-extracted analyses.

**D** - Concentration of analyte was quantified from diluted analysis. Flag only applies to field samples that have detectable concentrations of the analyte.

**E** - Concentration of analyte exceeds the range of the calibration curve and/or linear range of the instrument.

**F** - The ratio of quantifier ion response to qualifier ion response falls outside of the laboratory criteria. Results are considered to be an estimated maximum concentration.

**G** - The concentration may be biased high due to matrix interferences (i.e, co-elution) with non-target compound(s). The result should be considered estimated.

**H** - The analysis of pH was performed beyond the regulatory-required holding time of 15 minutes from the time of sample collection.

**I** - The lower value for the two columns has been reported due to obvious interference.

**J** - Estimated value. The Target analyte concentration is below the quantitation limit (RL), but above the Method Detection Limit (MDL) or Estimated Detection Limit (EDL) for SPME-related analyses. This represents an estimated concentration for Tentatively

| | | | |
|---|---|---|---|
| **Project Name:** | NORTH MAIN STREET SITE | **Lab Number:** | L2304629 |
| **Project Number:** | 12814, PHASE 2 | **Report Date:** | 02/23/23 |

***Data Qualifiers***

Identified Compounds (TICs).

**M** - Reporting Limit (RL) exceeds the MCP CAM Reporting Limit for this analyte.

**ND** - Not detected at the method detection limit (MDL) for the sample, or estimated detection limit (EDL) for SPME-related analyses.

**NJ** - Presumptive evidence of compound. This represents an estimated concentration for Tentatively Identified Compounds (TICs), where the identification is based on a mass spectral library search.

**P** - The RPD between the results for the two columns exceeds the method-specified criteria.

**Q** - The quality control sample exceeds the associated acceptance criteria. For DOD-related projects, LCS and/or Continuing Calibration Standard exceedences are also qualified on all associated sample results. Note: This flag is not applicable for matrix spike recoveries when the sample concentration is greater than 4x the spike added or for batch duplicate RPD when the sample concentrations are less than 5x the RL. (Metals only.)

**R** - Analytical results are from sample re-analysis.

**RE** - Analytical results are from sample re-extraction.

**S** - Analytical results are from modified screening analysis.

**V** - The surrogate associated with this target analyte has a recovery outside the QC acceptance limits. (Applicable to MassDEP DW Compliance samples only.)

**Z** - The batch matrix spike and/or duplicate associated with this target analyte has a recovery/RPD outside the QC acceptance limits. (Applicable to MassDEP DW Compliance samples only.)

| | | | |
|---|---|---|---|
| **Project Name:** | NORTH MAIN STREET SITE | **Lab Number:** | L2304629 |
| **Project Number:** | 12814, PHASE 2 | **Report Date:** | 02/23/23 |

## REFERENCES


1 Test Methods for Evaluating Solid Waste: Physical/Chemical Methods. EPA SW-846. Third Edition. Updates I - VI, 2018.

144 Analysis of Per- and Polyfluoroalkyl Substances (PFAS) in Aqueous, Solid, Biosolids, and Tissue Samples by LC-MS/MS. Draft EPA Method 1633, EPA Document 821-D-22-001, June 2022.


## LIMITATION OF LIABILITIES

Alpha Analytical performs services with reasonable care and diligence normal to the analytical testing laboratory industry. In the event of an error, the sole and exclusive responsibility of Alpha Analytical shall be to re-perform the work at it's own expense. In no event shall Alpha Analytical be held liable for any incidental, consequential or special damages, including but not limited to, damages in any way connected with the use of, interpretation of, information or analysis provided by Alpha Analytical.

We strongly urge our clients to comply with EPA protocol regarding sample volume, preservation, cooling, containers, sampling procedures, holding time and splitting of samples in the field.

# Certification Information

**The following analytes are not included in our Primary NELAP Scope of Accreditation:**

**Westborough Facility**
**EPA 624/624.1:** m/p-xylene, o-xylene, Naphthalene
**EPA 625/625.1:** alpha-Terpineol
**EPA 8260C/8260D:** NPW: 1,2,4,5-Tetramethylbenzene; 4-Ethyltoluene, Azobenzene; SCM: Iodomethane (methyl iodide), 1,2,4,5-Tetramethylbenzene; 4-Ethyltoluene.
**EPA 8270D/8270E:** NPW: Dimethylnaphthalene,1,4-Diphenylhydrazine, alpha-Terpineol; SCM: Dimethylnaphthalene,1,4-Diphenylhydrazine.
**SM4500**: NPW: Amenable Cyanide; SCM: Total Phosphorus, TKN, NO2, NO3.

**Mansfield Facility**
**SM 2540D:** TSS
**EPA 8082A:** NPW: PCB: 1, 5, 31, 87,101, 110, 141, 151, 153, 180, 183, 187.
**EPA TO-15:** Halothane, 2,4,4-Trimethyl-2-pentene, 2,4,4-Trimethyl-1-pentene, Thiophene, 2-Methylthiophene, 3-Methylthiophene, 2-Ethylthiophene, 1,2,3-Trimethylbenzene, Indan, Indene, 1,2,4,5-Tetramethylbenzene, Benzothiophene, 1-Methylnaphthalene.
**Biological Tissue Matrix:** EPA 3050B

**The following analytes are included in our Massachusetts DEP Scope of Accreditation**

**Westborough Facility:**

***Drinking Water***
**EPA 300.0**: Chloride, Nitrate-N, Fluoride, Sulfate; **EPA 353.2**: Nitrate-N, Nitrite-N; **SM4500NO3-F**: Nitrate-N, Nitrite-N; **SM4500F-C, SM4500CN-CE, EPA 180.1, SM2130B, SM4500Cl-D, SM2320B, SM2540C, SM4500H-B, SM4500NO2-B**
**EPA 332**: Perchlorate; **EPA 524.2:** THMs and VOCs; **EPA 504.1:** EDB, DBCP.
**Microbiology**: **SM9215B; SM9223-P/A, SM9223B-Colilert-QT,SM9222D**.

***Non-Potable Water***
**SM4500H,B, EPA 120.1, SM2510B, SM2540C, SM2320B, SM4500CL-E, SM4500F-BC, SM4500NH3-BH:** Ammonia-N and Kjeldahl-N, **EPA 350.1**: Ammonia-N, **LACHAT 10-107-06-1-B**: Ammonia-N, **EPA 351.1, SM4500NO3-F, EPA 353.2**: Nitrate-N, **SM4500P-E, SM4500P-B, E, SM4500SO4-E, SM5220D, EPA 410.4, SM5210B, SM5310C, SM4500CL-D, EPA 1664, EPA 420.1, SM4500-CN-CE, SM2540D, EPA 300: Chloride, Sulfate, Nitrate.**
**EPA 624.1**: Volatile Halocarbons & Aromatics,
**EPA 608.3**: Chlordane, Toxaphene, Aldrin, alpha-BHC, beta-BHC, gamma-BHC, delta-BHC, Dieldrin, DDD, DDE, DDT, Endosulfan I, Endosulfan II, Endosulfan sulfate, Endrin, Endrin Aldehyde, Heptachlor, Heptachlor Epoxide, PCBs
**EPA 625.1**: SVOC (Acid/Base/Neutral Extractables), **EPA 600/4-81-045**: PCB-Oil.
**Microbiology**: **SM9223B-Colilert-QT; Enterolert-QT, SM9221E, EPA 1600, EPA 1603, SM9222D.**

**Mansfield Facility:**

***Drinking Water***
**EPA 200.7:** Al, Ba, Cd, Cr, Cu, Fe, Mn, Ni, Na, Ag, Ca, Zn. **EPA 200.8:** Al, Sb, As, Ba, Be, Cd, Cr, Cu, Pb, Mn, Ni, Se, Ag, TL, Zn. **EPA 245.1** Hg.
**EPA 522, EPA 537.1.**

***Non-Potable Water***
**EPA 200.7:** Al, Sb, As, Be, Cd, Ca, Cr, Co, Cu, Fe, Pb, Mg, Mn, Mo, Ni, K, Se, Ag, Na, Sr, TL, Ti, V, Zn.
**EPA 200.8:** Al, Sb, As, Be, Cd, Cr, Cu, Fe, Pb, Mn, Ni, K, Se, Ag, Na, TL, Zn.
**EPA 245.1** Hg.
**SM2340B**

For a complete listing of analytes and methods, please contact your Alpha Project Manager.

ALPHA ANALYTICAL

Westborough, MA 01581
8 Walkup Dr.
TEL: 508-898-9220
FAX: 508-898-9193

Mansfield, MA 02048
320 Forbes Blvd
TEL: 508-822-9300
FAX: 508-822-3288

# NEW JERSEY CHAIN OF CUSTODY

**Service Centers**
Mahwah, NJ 07430: 35 Whitney Rd, Suite 5
Albany, NY 12205: 14 Walker Way
Tonawanda, NY 14150: 275 Cooper Ave, Suite 105

Page 1 of 2

Date Rec'd in Lab: 1/26/23

ALPHA Job #: L2304629

**Project Information**
Project Name: North Main Street Site
Project Location: 128-158 North Main Street portchester NY
Project #: 12814, phase 2
(Use Project name as Project #) ☐
Project Manager: Monica Norton
ALPHAQuote #:

**Turn-Around Time**
Standard ☒ Due Date:
Rush (only if pre approved) ☐ # of Days:

**Deliverables**
☐ NJ Full / Reduced
☐ EQuIS (1 File) ☐ EQuIS (4 File)
☒ Other Cat B

**Billing Information**
☒ Same as Client Info
PO #

**Client Information**
Client: SESI
Address: 959 Rt 46 E 3rd Floor 300 Suite Parsippany NJ
Phone: (973) 808-9050
Fax:
Email: monica.norton@sesi.org

**Regulatory Requirement**
☐ SRS Residential/Non Residential
☐ SRS Impact to Groundwater
☐ NJ Ground Water Quality Standards
☐ NJ IGW SPLP Leachate Criteria
☒ Other (Compare to NYDEC AWQS)

**Site Information**
Is this site impacted by Petroleum? Yes ☐
Petroleum Product:

These samples have been previously analyzed by Alpha ☐

**For EPH, selection is REQUIRED:**
☐ Category 1
☐ Category 2

**For VOC, selection is REQUIRED:**
☐ 1,4-Dioxane
☐ 8011

**Other project specific requirements/comments:**
Please specify Metals or TAL.

**Sample Filtration**
☐ Done
☐ Lab to do
*Preservation*
☐ Lab to do
*(Please Specify below)*

| ALPHA Lab ID (Lab Use Only) | Sample ID | Collection Date | Collection Time | Sample Matrix | Sampler's Initials | TAL/TCL+3 | PFAS (1633) | 1,4 Dioxane (SIM) | VOCs only | | | | | Sample Specific Comments | Total Bottle |
|---|---|---|---|---|---|---|---|---|---|---|---|---|---|---|---|
| 04629 - 01 | TWP-203 | 1/26 | 1300 | GW | CC | X | X | X | | | | | | | 14 |
| 02 | FB-50-230126 | ↓ | 1135 | \ | CC | X | X | X | | | | | | | 13 |
| 03 | TB-20230126 | \ | \ | \ | \ | | | | X | | | | | | 2 |

Preservative Code:
A = None
B = HCl
C = $HNO_3$
D = $H_2SO_4$
E = NaOH
F = MeOH
G = $NaHSO_4$
H = $Na_2S_2O_3$
K/E = Zn Ac/NaOH
O = Other

Container Code
P = Plastic
A = Amber Glass
V = Vial
G = Glass
B = Bacteria Cup
C = Cube
O = Other
E = Encore
D = BOD Bottle

Westboro: Certification No: MA935
Mansfield: Certification No: MA015

| | | | | | | |
|---|---|---|---|---|---|---|
| Container Type | A,V | P | A | V | | |
| Preservative | B C | \ | \ | B | | |

| Relinquished By: | Date/Time | Received By: | Date/Time |
|---|---|---|---|
| | 1/26/23 1536 | George Wagner | 1/26/23 1536 |
| George Wagner | 1/26/23 1750 | | 1/26/23 17:30 |
| | 1/26/23 2115 | | 1/26/23 2115 |
| | 1/26/23 2335 | Wendy Murray | 1/26/23 23:35 |

Please print clearly, legibly and completely. Samples can not be logged in and turnaround time clock will not start until any ambiguities are resolved. BY EXECUTING THIS COC, THE CLIENT HAS READ AND AGREES TO BE BOUND BY ALPHA'S TERMS & CONDITIONS. (See reverse side.)

Form No: 01-14 HC (rev. 30-Sept-2013)

# ANALYTICAL REPORT

| | |
|---|---|
| Lab Number: | L2304817 |
| Client: | Soils Engineering Services, Inc.<br>959 Route 46E<br>Parsippany, NJ 07054 |
| ATTN: | Monica Norton |
| Phone: | (973) 808-9050 |
| Project Name: | NORTH MAIN STREET SITE |
| Project Number: | 12814 |
| Report Date: | 02/02/23 |



Certifications & Approvals: MA (M-MA030), NH NELAP (2062), CT (PH-0141), DoD (L2474), FL (E87814), IL (200081), LA (85084), ME (MA00030), MD (350), NJ (MA015), NY (11627), NC (685), OH (CL106), PA (68-02089), RI (LAO00299), TX (T104704419), VT (VT-0015), VA (460194), WA (C954), US Army Corps of Engineers, USDA (Permit #P330-17-00150), USFWS (Permit #206964).

320 Forbes Boulevard, Mansfield, MA 02048-1806
508-822-9300 (Fax) 508-822-3288 800-624-9220 - www.alphalab.com

**Project Name:** NORTH MAIN STREET SITE
**Project Number:** 12814

**Lab Number:** L2304817
**Report Date:** 02/02/23

| Alpha Sample ID | Client ID | Matrix | Sample Location | Collection Date/Time | Receive Date |
|---|---|---|---|---|---|
| L2304817-01 | SSSV-203 | SOIL_VAPOR | 128-156 NORTH MAIN ST. PORT CHESTER NY | 01/27/23 11:38 | 01/27/23 |

| | | | |
|---|---|---|---|
| **Project Name:** | NORTH MAIN STREET SITE | **Lab Number:** | L2304817 |
| **Project Number:** | 12814 | **Report Date:** | 02/02/23 |

## Case Narrative

The samples were received in accordance with the Chain of Custody and no significant deviations were encountered during the preparation or analysis unless otherwise noted. Sample Receipt, Container Information, and the Chain of Custody are located at the back of the report.

Results contained within this report relate only to the samples submitted under this Alpha Lab Number and meet NELAP requirements for all NELAP accredited parameters unless otherwise noted in the following narrative. The data presented in this report is organized by parameter (i.e. VOC, SVOC, etc.). Sample specific Quality Control data (i.e. Surrogate Spike Recovery) is reported at the end of the target analyte list for each individual sample, followed by the Laboratory Batch Quality Control at the end of each parameter. Tentatively Identified Compounds (TICs), if requested, are reported for compounds identified to be present and are not part of the method/program Target Compound List, even if only a subset of the TCL are being reported. If a sample was re-analyzed or re-extracted due to a required quality control corrective action and if both sets of data are reported, the Laboratory ID of the re-analysis or re-extraction is designated with an "R" or "RE", respectively.

When multiple Batch Quality Control elements are reported (e.g. more than one LCS), the associated samples for each element are noted in the grey shaded header line of each data table. Any Laboratory Batch, Sample Specific % recovery or RPD value that is outside the listed Acceptance Criteria is bolded in the report. In reference to questions H (CAM) or 4 (RCP) when "NO" is checked, the performance criteria for CAM and RCP methods allow for some quality control failures to occur and still be within method compliance. In these instances, the specific failure is not narrated but noted in the associated QC Outlier Summary Report, located directly after the Case Narrative. QC information is also incorporated in the Data Usability Assessment table (Format 11) of our Data Merger tool, where it can be reviewed in conjunction with the sample result, associated regulatory criteria and any associated data usability implications.

Soil/sediments, solids and tissues are reported on a dry weight basis unless otherwise noted. Definitions of all data qualifiers and acronyms used in this report are provided in the Glossary located at the back of the report.

HOLD POLICY - For samples submitted on hold, Alpha's policy is to hold samples (with the exception of Air canisters) free of charge for 21 calendar days from the date the project is completed. After 21 calendar days, we will dispose of all samples submitted including those put on hold unless you have contacted your Alpha Project Manager and made arrangements for Alpha to continue to hold the samples. Air canisters will be disposed after 3 business days from the date the project is completed.

Please contact Project Management at 800-624-9220 with any questions.

| | | | |
|---|---|---|---|
| **Project Name:** | NORTH MAIN STREET SITE | **Lab Number:** | L2304817 |
| **Project Number:** | 12814 | **Report Date:** | 02/02/23 |

**Case Narrative (continued)**

Volatile Organics in Air

Canisters were released from the laboratory on January 25, 2023. The canister certification results are provided as an addendum.

I, the undersigned, attest under the pains and penalties of perjury that, to the best of my knowledge and belief and based upon my personal inquiry of those responsible for providing the information contained in this analytical report, such information is accurate and complete. This certificate of analysis is not complete unless this page accompanies any and all pages of this report.

Authorized Signature: Christopher J. Anderson

Title: Technical Director/Representative

Date: 02/02/23

# AIR

**Project Name:** NORTH MAIN STREET SITE
**Project Number:** 12814
**Lab Number:** L2304817
**Report Date:** 02/02/23

## SAMPLE RESULTS

Lab ID: L2304817-01
Client ID: SSSV-203
Sample Location: 128-156 NORTH MAIN ST. PORT CHESTER NY
Sample Depth:
Matrix: Soil_Vapor
Anaytical Method: 48,TO-15
Analytical Date: 01/31/23 22:13
Analyst: TJS

Date Collected: 01/27/23 11:38
Date Received: 01/27/23
Field Prep: Not Specified

| Parameter | ppbV Results | ppbV RL | ppbV MDL | ug/m3 Results | ug/m3 RL | ug/m3 MDL | Qualifier | Dilution Factor |
|---|---|---|---|---|---|---|---|---|
| **Volatile Organics in Air - Mansfield Lab** | | | | | | | | |
| Dichlorodifluoromethane | 0.757 | 0.200 | -- | 3.74 | 0.989 | -- | | 1 |
| Chloromethane | 0.267 | 0.200 | -- | 0.551 | 0.413 | -- | | 1 |
| Freon-114 | ND | 0.200 | -- | ND | 1.40 | -- | | 1 |
| Vinyl chloride | ND | 0.200 | -- | ND | 0.511 | -- | | 1 |
| 1,3-Butadiene | 0.227 | 0.200 | -- | 0.502 | 0.442 | -- | | 1 |
| Bromomethane | ND | 0.200 | -- | ND | 0.777 | -- | | 1 |
| Chloroethane | ND | 0.200 | -- | ND | 0.528 | -- | | 1 |
| Ethanol | 12.4 | 5.00 | -- | 23.4 | 9.42 | -- | | 1 |
| Vinyl bromide | ND | 0.200 | -- | ND | 0.874 | -- | | 1 |
| Acetone | 48.0 | 1.00 | -- | 114 | 2.38 | -- | | 1 |
| Trichlorofluoromethane | ND | 0.200 | -- | ND | 1.12 | -- | | 1 |
| Isopropanol | 1.67 | 0.500 | -- | 4.10 | 1.23 | -- | | 1 |
| 1,1-Dichloroethene | 0.230 | 0.200 | -- | 0.912 | 0.793 | -- | | 1 |
| Tertiary butyl Alcohol | 10.3 | 0.500 | -- | 31.2 | 1.52 | -- | | 1 |
| Methylene chloride | 3.66 | 0.500 | -- | 12.7 | 1.74 | -- | | 1 |
| 3-Chloropropene | ND | 0.200 | -- | ND | 0.626 | -- | | 1 |
| Carbon disulfide | 5.76 | 0.200 | -- | 17.9 | 0.623 | -- | | 1 |
| Freon-113 | ND | 0.200 | -- | ND | 1.53 | -- | | 1 |
| trans-1,2-Dichloroethene | ND | 0.200 | -- | ND | 0.793 | -- | | 1 |
| 1,1-Dichloroethane | ND | 0.200 | -- | ND | 0.809 | -- | | 1 |
| Methyl tert butyl ether | ND | 0.200 | -- | ND | 0.721 | -- | | 1 |
| 2-Butanone | 4.25 | 0.500 | -- | 12.5 | 1.47 | -- | | 1 |
| cis-1,2-Dichloroethene | ND | 0.200 | -- | ND | 0.793 | -- | | 1 |

**Project Name:** NORTH MAIN STREET SITE
**Project Number:** 12814
**Lab Number:** L2304817
**Report Date:** 02/02/23

## SAMPLE RESULTS

Lab ID: L2304817-01
Client ID: SSSV-203
Sample Location: 128-156 NORTH MAIN ST. PORT CHESTER NY
Sample Depth:

Date Collected: 01/27/23 11:38
Date Received: 01/27/23
Field Prep: Not Specified

| Parameter | ppbV Results | ppbV RL | ppbV MDL | ug/m3 Results | ug/m3 RL | ug/m3 MDL | Qualifier | Dilution Factor |
|---|---|---|---|---|---|---|---|---|
| **Volatile Organics in Air - Mansfield Lab** | | | | | | | | |
| Ethyl Acetate | ND | 0.500 | -- | ND | 1.80 | -- | | 1 |
| Chloroform | 7.40 | 0.200 | -- | 36.1 | 0.977 | -- | | 1 |
| Tetrahydrofuran | ND | 0.500 | -- | ND | 1.47 | -- | | 1 |
| 1,2-Dichloroethane | ND | 0.200 | -- | ND | 0.809 | -- | | 1 |
| n-Hexane | 3.64 | 0.200 | -- | 12.8 | 0.705 | -- | | 1 |
| 1,1,1-Trichloroethane | ND | 0.200 | -- | ND | 1.09 | -- | | 1 |
| Benzene | 6.26 | 0.200 | -- | 20.0 | 0.639 | -- | | 1 |
| Carbon tetrachloride | ND | 0.200 | -- | ND | 1.26 | -- | | 1 |
| Cyclohexane | 10.4 | 0.200 | -- | 35.8 | 0.688 | -- | | 1 |
| 1,2-Dichloropropane | ND | 0.200 | -- | ND | 0.924 | -- | | 1 |
| Bromodichloromethane | ND | 0.200 | -- | ND | 1.34 | -- | | 1 |
| 1,4-Dioxane | ND | 0.200 | -- | ND | 0.721 | -- | | 1 |
| Trichloroethene | 0.233 | 0.200 | -- | 1.25 | 1.07 | -- | | 1 |
| 2,2,4-Trimethylpentane | ND | 0.200 | -- | ND | 0.934 | -- | | 1 |
| Heptane | 15.8 | 0.200 | -- | 64.8 | 0.820 | -- | | 1 |
| cis-1,3-Dichloropropene | ND | 0.200 | -- | ND | 0.908 | -- | | 1 |
| 4-Methyl-2-pentanone | ND | 0.500 | -- | ND | 2.05 | -- | | 1 |
| trans-1,3-Dichloropropene | ND | 0.200 | -- | ND | 0.908 | -- | | 1 |
| 1,1,2-Trichloroethane | ND | 0.200 | -- | ND | 1.09 | -- | | 1 |
| Toluene | 13.1 | 0.200 | -- | 49.4 | 0.754 | -- | | 1 |
| 2-Hexanone | ND | 0.200 | -- | ND | 0.820 | -- | | 1 |
| Dibromochloromethane | ND | 0.200 | -- | ND | 1.70 | -- | | 1 |
| 1,2-Dibromoethane | ND | 0.200 | -- | ND | 1.54 | -- | | 1 |
| Tetrachloroethene | 92.9 | 0.200 | -- | 630 | 1.36 | -- | | 1 |
| Chlorobenzene | ND | 0.200 | -- | ND | 0.921 | -- | | 1 |
| Ethylbenzene | 3.35 | 0.200 | -- | 14.6 | 0.869 | -- | | 1 |

**Project Name:** NORTH MAIN STREET SITE
**Project Number:** 12814
**Lab Number:** L2304817
**Report Date:** 02/02/23

## SAMPLE RESULTS

Lab ID: L2304817-01
Client ID: SSSV-203
Sample Location: 128-156 NORTH MAIN ST. PORT CHESTER NY
Sample Depth:

Date Collected: 01/27/23 11:38
Date Received: 01/27/23
Field Prep: Not Specified

| Parameter | ppbV Results | ppbV RL | ppbV MDL | ug/m3 Results | ug/m3 RL | ug/m3 MDL | Qualifier | Dilution Factor |
|---|---|---|---|---|---|---|---|---|
| Volatile Organics in Air - Mansfield Lab | | | | | | | | |
| p/m-Xylene | 13.3 | 0.400 | -- | 57.8 | 1.74 | -- | | 1 |
| Bromoform | ND | 0.200 | -- | ND | 2.07 | -- | | 1 |
| Styrene | 0.397 | 0.200 | -- | 1.69 | 0.852 | -- | | 1 |
| 1,1,2,2-Tetrachloroethane | ND | 0.200 | -- | ND | 1.37 | -- | | 1 |
| o-Xylene | 5.91 | 0.200 | -- | 25.7 | 0.869 | -- | | 1 |
| 4-Ethyltoluene | 0.715 | 0.200 | -- | 3.52 | 0.983 | -- | | 1 |
| 1,3,5-Trimethylbenzene | 2.40 | 0.200 | -- | 11.8 | 0.983 | -- | | 1 |
| 1,2,4-Trimethylbenzene | 3.56 | 0.200 | -- | 17.5 | 0.983 | -- | | 1 |
| Benzyl chloride | ND | 0.200 | -- | ND | 1.04 | -- | | 1 |
| 1,3-Dichlorobenzene | ND | 0.200 | -- | ND | 1.20 | -- | | 1 |
| 1,4-Dichlorobenzene | 0.291 | 0.200 | -- | 1.75 | 1.20 | -- | | 1 |
| 1,2-Dichlorobenzene | 3.14 | 0.200 | -- | 18.9 | 1.20 | -- | | 1 |
| 1,2,4-Trichlorobenzene | ND | 0.200 | -- | ND | 1.48 | -- | | 1 |
| Hexachlorobutadiene | ND | 0.200 | -- | ND | 2.13 | -- | | 1 |

| Internal Standard | % Recovery | Qualifier | Acceptance Criteria |
|---|---|---|---|
| 1,4-Difluorobenzene | 97 | | 60-140 |
| Bromochloromethane | 99 | | 60-140 |
| chlorobenzene-d5 | 101 | | 60-140 |

**Project Name:** NORTH MAIN STREET SITE **Lab Number:** L2304817

**Project Number:** 12814 **Report Date:** 02/02/23

# Method Blank Analysis
## Batch Quality Control

Analytical Method: 48,TO-15
Analytical Date: 01/31/23 16:44

| Parameter | ppbV Results | ppbV RL | ppbV MDL | ug/m3 Results | ug/m3 RL | ug/m3 MDL | Qualifier | Dilution Factor |
|---|---|---|---|---|---|---|---|---|
| Volatile Organics in Air - Mansfield Lab for sample(s): 01 Batch: WG1739310-4 | | | | | | | | |
| Dichlorodifluoromethane | ND | 0.200 | -- | ND | 0.989 | -- | | 1 |
| Chloromethane | ND | 0.200 | -- | ND | 0.413 | -- | | 1 |
| Freon-114 | ND | 0.200 | -- | ND | 1.40 | -- | | 1 |
| Vinyl chloride | ND | 0.200 | -- | ND | 0.511 | -- | | 1 |
| 1,3-Butadiene | ND | 0.200 | -- | ND | 0.442 | -- | | 1 |
| Bromomethane | ND | 0.200 | -- | ND | 0.777 | -- | | 1 |
| Chloroethane | ND | 0.200 | -- | ND | 0.528 | -- | | 1 |
| Ethanol | ND | 5.00 | -- | ND | 9.42 | -- | | 1 |
| Vinyl bromide | ND | 0.200 | -- | ND | 0.874 | -- | | 1 |
| Acetone | ND | 1.00 | -- | ND | 2.38 | -- | | 1 |
| Trichlorofluoromethane | ND | 0.200 | -- | ND | 1.12 | -- | | 1 |
| Isopropanol | ND | 0.500 | -- | ND | 1.23 | -- | | 1 |
| 1,1-Dichloroethene | ND | 0.200 | -- | ND | 0.793 | -- | | 1 |
| Tertiary butyl Alcohol | ND | 0.500 | -- | ND | 1.52 | -- | | 1 |
| Methylene chloride | ND | 0.500 | -- | ND | 1.74 | -- | | 1 |
| 3-Chloropropene | ND | 0.200 | -- | ND | 0.626 | -- | | 1 |
| Carbon disulfide | ND | 0.200 | -- | ND | 0.623 | -- | | 1 |
| Freon-113 | ND | 0.200 | -- | ND | 1.53 | -- | | 1 |
| trans-1,2-Dichloroethene | ND | 0.200 | -- | ND | 0.793 | -- | | 1 |
| 1,1-Dichloroethane | ND | 0.200 | -- | ND | 0.809 | -- | | 1 |
| Methyl tert butyl ether | ND | 0.200 | -- | ND | 0.721 | -- | | 1 |
| 2-Butanone | ND | 0.500 | -- | ND | 1.47 | -- | | 1 |
| cis-1,2-Dichloroethene | ND | 0.200 | -- | ND | 0.793 | -- | | 1 |
| Ethyl Acetate | ND | 0.500 | -- | ND | 1.80 | -- | | 1 |
| Chloroform | ND | 0.200 | -- | ND | 0.977 | -- | | 1 |

**Project Name:** NORTH MAIN STREET SITE **Lab Number:** L2304817

**Project Number:** 12814 **Report Date:** 02/02/23

# Method Blank Analysis
## Batch Quality Control

Analytical Method: 48,TO-15
Analytical Date: 01/31/23 16:44

| Parameter | ppbV Results | ppbV RL | ppbV MDL | ug/m3 Results | ug/m3 RL | ug/m3 MDL | Qualifier | Dilution Factor |
|---|---|---|---|---|---|---|---|---|
| Volatile Organics in Air - Mansfield Lab for sample(s): 01 Batch: WG1739310-4 | | | | | | | | |
| Tetrahydrofuran | ND | 0.500 | -- | ND | 1.47 | -- | | 1 |
| 1,2-Dichloroethane | ND | 0.200 | -- | ND | 0.809 | -- | | 1 |
| n-Hexane | ND | 0.200 | -- | ND | 0.705 | -- | | 1 |
| 1,1,1-Trichloroethane | ND | 0.200 | -- | ND | 1.09 | -- | | 1 |
| Benzene | ND | 0.200 | -- | ND | 0.639 | -- | | 1 |
| Carbon tetrachloride | ND | 0.200 | -- | ND | 1.26 | -- | | 1 |
| Cyclohexane | ND | 0.200 | -- | ND | 0.688 | -- | | 1 |
| 1,2-Dichloropropane | ND | 0.200 | -- | ND | 0.924 | -- | | 1 |
| Bromodichloromethane | ND | 0.200 | -- | ND | 1.34 | -- | | 1 |
| 1,4-Dioxane | ND | 0.200 | -- | ND | 0.721 | -- | | 1 |
| Trichloroethene | ND | 0.200 | -- | ND | 1.07 | -- | | 1 |
| 2,2,4-Trimethylpentane | ND | 0.200 | -- | ND | 0.934 | -- | | 1 |
| Heptane | ND | 0.200 | -- | ND | 0.820 | -- | | 1 |
| cis-1,3-Dichloropropene | ND | 0.200 | -- | ND | 0.908 | -- | | 1 |
| 4-Methyl-2-pentanone | ND | 0.500 | -- | ND | 2.05 | -- | | 1 |
| trans-1,3-Dichloropropene | ND | 0.200 | -- | ND | 0.908 | -- | | 1 |
| 1,1,2-Trichloroethane | ND | 0.200 | -- | ND | 1.09 | -- | | 1 |
| Toluene | ND | 0.200 | -- | ND | 0.754 | -- | | 1 |
| 2-Hexanone | ND | 0.200 | -- | ND | 0.820 | -- | | 1 |
| Dibromochloromethane | ND | 0.200 | -- | ND | 1.70 | -- | | 1 |
| 1,2-Dibromoethane | ND | 0.200 | -- | ND | 1.54 | -- | | 1 |
| Tetrachloroethene | ND | 0.200 | -- | ND | 1.36 | -- | | 1 |
| Chlorobenzene | ND | 0.200 | -- | ND | 0.921 | -- | | 1 |
| Ethylbenzene | ND | 0.200 | -- | ND | 0.869 | -- | | 1 |
| p/m-Xylene | ND | 0.400 | -- | ND | 1.74 | -- | | 1 |

**Project Name:** NORTH MAIN STREET SITE **Lab Number:** L2304817

**Project Number:** 12814 **Report Date:** 02/02/23

# Method Blank Analysis
## Batch Quality Control

Analytical Method: 48,TO-15
Analytical Date: 01/31/23 16:44

| Parameter | ppbV Results | ppbV RL | ppbV MDL | ug/m3 Results | ug/m3 RL | ug/m3 MDL | Qualifier | Dilution Factor |
|---|---|---|---|---|---|---|---|---|
| Volatile Organics in Air - Mansfield Lab for sample(s): 01 Batch: WG1739310-4 | | | | | | | | |
| Bromoform | ND | 0.200 | -- | ND | 2.07 | -- | | 1 |
| Styrene | ND | 0.200 | -- | ND | 0.852 | -- | | 1 |
| 1,1,2,2-Tetrachloroethane | ND | 0.200 | -- | ND | 1.37 | -- | | 1 |
| o-Xylene | ND | 0.200 | -- | ND | 0.869 | -- | | 1 |
| 4-Ethyltoluene | ND | 0.200 | -- | ND | 0.983 | -- | | 1 |
| 1,3,5-Trimethylbenzene | ND | 0.200 | -- | ND | 0.983 | -- | | 1 |
| 1,2,4-Trimethylbenzene | ND | 0.200 | -- | ND | 0.983 | -- | | 1 |
| Benzyl chloride | ND | 0.200 | -- | ND | 1.04 | -- | | 1 |
| 1,3-Dichlorobenzene | ND | 0.200 | -- | ND | 1.20 | -- | | 1 |
| 1,4-Dichlorobenzene | ND | 0.200 | -- | ND | 1.20 | -- | | 1 |
| 1,2-Dichlorobenzene | ND | 0.200 | -- | ND | 1.20 | -- | | 1 |
| 1,2,4-Trichlorobenzene | ND | 0.200 | -- | ND | 1.48 | -- | | 1 |
| Hexachlorobutadiene | ND | 0.200 | -- | ND | 2.13 | -- | | 1 |

# Lab Control Sample Analysis
## Batch Quality Control

**Project Name:** NORTH MAIN STREET SITE
**Project Number:** 12814
**Lab Number:** L2304817
**Report Date:** 02/02/23

| Parameter | LCS %Recovery | Qual | LCSD %Recovery | Qual | %Recovery Limits | RPD | Qual | RPD Limits |
|---|---|---|---|---|---|---|---|---|
| Volatile Organics in Air - Mansfield Lab Associated sample(s): 01 Batch: WG1739310-3 | | | | | | | | |
| Dichlorodifluoromethane | 86 | | - | | 70-130 | - | | |
| Chloromethane | 89 | | - | | 70-130 | - | | |
| Freon-114 | 90 | | - | | 70-130 | - | | |
| Vinyl chloride | 89 | | - | | 70-130 | - | | |
| 1,3-Butadiene | 93 | | - | | 70-130 | - | | |
| Bromomethane | 91 | | - | | 70-130 | - | | |
| Chloroethane | 102 | | - | | 70-130 | - | | |
| Ethanol | 76 | | - | | 40-160 | - | | |
| Vinyl bromide | 85 | | - | | 70-130 | - | | |
| Acetone | 72 | | - | | 40-160 | - | | |
| Trichlorofluoromethane | 79 | | - | | 70-130 | - | | |
| Isopropanol | 72 | | - | | 40-160 | - | | |
| 1,1-Dichloroethene | 83 | | - | | 70-130 | - | | |
| Tertiary butyl Alcohol | 80 | | - | | 70-130 | - | | |
| Methylene chloride | 104 | | - | | 70-130 | - | | |
| 3-Chloropropene | 95 | | - | | 70-130 | - | | |
| Carbon disulfide | 93 | | - | | 70-130 | - | | |
| Freon-113 | 100 | | - | | 70-130 | - | | |
| trans-1,2-Dichloroethene | 90 | | - | | 70-130 | - | | |
| 1,1-Dichloroethane | 94 | | - | | 70-130 | - | | |
| Methyl tert butyl ether | 89 | | - | | 70-130 | - | | |
| 2-Butanone | 91 | | - | | 70-130 | - | | |
| cis-1,2-Dichloroethene | 95 | | - | | 70-130 | - | | |

# Lab Control Sample Analysis
## Batch Quality Control

**Project Name:** NORTH MAIN STREET SITE
**Project Number:** 12814
**Lab Number:** L2304817
**Report Date:** 02/02/23

| Parameter | LCS %Recovery | Qual | LCSD %Recovery | Qual | %Recovery Limits | RPD | Qual | RPD Limits |
|---|---|---|---|---|---|---|---|---|
| Volatile Organics in Air - Mansfield Lab Associated sample(s): 01 Batch: WG1739310-3 | | | | | | | | |
| Ethyl Acetate | 92 | | - | | 70-130 | - | | |
| Chloroform | 95 | | - | | 70-130 | - | | |
| Tetrahydrofuran | 91 | | - | | 70-130 | - | | |
| 1,2-Dichloroethane | 83 | | - | | 70-130 | - | | |
| n-Hexane | 95 | | - | | 70-130 | - | | |
| 1,1,1-Trichloroethane | 88 | | - | | 70-130 | - | | |
| Benzene | 90 | | - | | 70-130 | - | | |
| Carbon tetrachloride | 90 | | - | | 70-130 | - | | |
| Cyclohexane | 97 | | - | | 70-130 | - | | |
| 1,2-Dichloropropane | 95 | | - | | 70-130 | - | | |
| Bromodichloromethane | 94 | | - | | 70-130 | - | | |
| 1,4-Dioxane | 95 | | - | | 70-130 | - | | |
| Trichloroethene | 96 | | - | | 70-130 | - | | |
| 2,2,4-Trimethylpentane | 98 | | - | | 70-130 | - | | |
| Heptane | 96 | | - | | 70-130 | - | | |
| cis-1,3-Dichloropropene | 100 | | - | | 70-130 | - | | |
| 4-Methyl-2-pentanone | 96 | | - | | 70-130 | - | | |
| trans-1,3-Dichloropropene | 84 | | - | | 70-130 | - | | |
| 1,1,2-Trichloroethane | 97 | | - | | 70-130 | - | | |
| Toluene | 94 | | - | | 70-130 | - | | |
| 2-Hexanone | 96 | | - | | 70-130 | - | | |
| Dibromochloromethane | 103 | | - | | 70-130 | - | | |
| 1,2-Dibromoethane | 100 | | - | | 70-130 | - | | |

# Lab Control Sample Analysis
## Batch Quality Control

**Project Name:** NORTH MAIN STREET SITE
**Project Number:** 12814
**Lab Number:** L2304817
**Report Date:** 02/02/23

| Parameter | LCS %Recovery | Qual | LCSD %Recovery | Qual | %Recovery Limits | RPD | Qual | RPD Limits |
|---|---|---|---|---|---|---|---|---|
| Volatile Organics in Air - Mansfield Lab Associated sample(s): 01 Batch: WG1739310-3 | | | | | | | | |
| Tetrachloroethene | 97 | | - | | 70-130 | - | | |
| Chlorobenzene | 100 | | - | | 70-130 | - | | |
| Ethylbenzene | 106 | | - | | 70-130 | - | | |
| p/m-Xylene | 106 | | - | | 70-130 | - | | |
| Bromoform | 105 | | - | | 70-130 | - | | |
| Styrene | 107 | | - | | 70-130 | - | | |
| 1,1,2,2-Tetrachloroethane | 100 | | - | | 70-130 | - | | |
| o-Xylene | 108 | | - | | 70-130 | - | | |
| 4-Ethyltoluene | 100 | | - | | 70-130 | - | | |
| 1,3,5-Trimethylbenzene | 96 | | - | | 70-130 | - | | |
| 1,2,4-Trimethylbenzene | 100 | | - | | 70-130 | - | | |
| Benzyl chloride | 96 | | - | | 70-130 | - | | |
| 1,3-Dichlorobenzene | 108 | | - | | 70-130 | - | | |
| 1,4-Dichlorobenzene | 108 | | - | | 70-130 | - | | |
| 1,2-Dichlorobenzene | 102 | | - | | 70-130 | - | | |
| 1,2,4-Trichlorobenzene | 96 | | - | | 70-130 | - | | |
| Hexachlorobutadiene | 96 | | - | | 70-130 | - | | |

**Project Name:** NORTH MAIN STREET SITE

**Lab Number:** L2304817

**Project Number:** 12814

**Report Date:** 02/02/23

## Canister and Flow Controller Information

| Samplenum | Client ID | Media ID | Media Type | Date Prepared | Bottle Order | Cleaning Batch ID | Can Leak Check | Initial Pressure (in. Hg) | Pressure on Receipt (in. Hg) | Flow Controler Leak Chk | Flow Out mL/min | Flow In mL/min | % RPD |
|---|---|---|---|---|---|---|---|---|---|---|---|---|---|
| L2304817-01 | SSSV-203 | 0941 | Flow 1 | 01/25/23 | 412710 | | - | - | - | Pass | 200 | 196 | 2 |
| L2304817-01 | SSSV-203 | 3734 | 2.7L Can | 01/25/23 | 412710 | L2303465-06 | Pass | -29.8 | -4.5 | - | - | - | - |

**Project Name:** BATCH CANISTER CERTIFICATION
**Project Number:** CANISTER QC BAT

**Lab Number:** L2303465
**Report Date:** 02/02/23

# Air Canister Certification Results

Lab ID: L2303465-06
Client ID: CAN 373 SHELF 13
Sample Location:

Date Collected: 01/20/23 10:00
Date Received: 01/20/23
Field Prep: Not Specified

Sample Depth:
Matrix: Air
Anaytical Method: 48,TO-15
Analytical Date: 01/20/23 22:20
Analyst: NFL

| | ppbV | | | ug/m3 | | | | |
|---|---|---|---|---|---|---|---|---|
| **Parameter** | **Results** | **RL** | **MDL** | **Results** | **RL** | **MDL** | **Qualifier** | **Dilution Factor** |
| Volatile Organics in Air - Mansfield Lab | | | | | | | | |
| Chlorodifluoromethane | ND | 0.200 | -- | ND | 0.707 | -- | | 1 |
| Propylene | ND | 0.500 | -- | ND | 0.861 | -- | | 1 |
| Propane | ND | 0.500 | -- | ND | 0.902 | -- | | 1 |
| Dichlorodifluoromethane | ND | 0.200 | -- | ND | 0.989 | -- | | 1 |
| Chloromethane | ND | 0.200 | -- | ND | 0.413 | -- | | 1 |
| Freon-114 | ND | 0.200 | -- | ND | 1.40 | -- | | 1 |
| Methanol | ND | 5.00 | -- | ND | 6.55 | -- | | 1 |
| Vinyl chloride | ND | 0.200 | -- | ND | 0.511 | -- | | 1 |
| 1,3-Butadiene | ND | 0.200 | -- | ND | 0.442 | -- | | 1 |
| Butane | ND | 0.200 | -- | ND | 0.475 | -- | | 1 |
| Bromomethane | ND | 0.200 | -- | ND | 0.777 | -- | | 1 |
| Chloroethane | ND | 0.200 | -- | ND | 0.528 | -- | | 1 |
| Ethanol | ND | 5.00 | -- | ND | 9.42 | -- | | 1 |
| Dichlorofluoromethane | ND | 0.200 | -- | ND | 0.842 | -- | | 1 |
| Vinyl bromide | ND | 0.200 | -- | ND | 0.874 | -- | | 1 |
| Acrolein | ND | 0.500 | -- | ND | 1.15 | -- | | 1 |
| Acetone | ND | 1.00 | -- | ND | 2.38 | -- | | 1 |
| Acetonitrile | ND | 0.200 | -- | ND | 0.336 | -- | | 1 |
| Trichlorofluoromethane | ND | 0.200 | -- | ND | 1.12 | -- | | 1 |
| Isopropanol | ND | 0.500 | -- | ND | 1.23 | -- | | 1 |
| Acrylonitrile | ND | 0.500 | -- | ND | 1.09 | -- | | 1 |
| Pentane | ND | 0.200 | -- | ND | 0.590 | -- | | 1 |
| Ethyl ether | ND | 0.200 | -- | ND | 0.606 | -- | | 1 |
| 1,1-Dichloroethene | ND | 0.200 | -- | ND | 0.793 | -- | | 1 |

**Project Name:** BATCH CANISTER CERTIFICATION
**Project Number:** CANISTER QC BAT

**Lab Number:** L2303465
**Report Date:** 02/02/23

# Air Canister Certification Results

Lab ID: L2303465-06
Client ID: CAN 373 SHELF 13
Sample Location:

Date Collected: 01/20/23 10:00
Date Received: 01/20/23
Field Prep: Not Specified

Sample Depth:

| Parameter | ppbV Results | ppbV RL | ppbV MDL | ug/m3 Results | ug/m3 RL | ug/m3 MDL | Qualifier | Dilution Factor |
|---|---|---|---|---|---|---|---|---|
| Volatile Organics in Air - Mansfield Lab | | | | | | | | |
| Tertiary butyl Alcohol | ND | 0.500 | -- | ND | 1.52 | -- | | 1 |
| Methylene chloride | ND | 0.500 | -- | ND | 1.74 | -- | | 1 |
| 3-Chloropropene | ND | 0.200 | -- | ND | 0.626 | -- | | 1 |
| Carbon disulfide | ND | 0.200 | -- | ND | 0.623 | -- | | 1 |
| Freon-113 | ND | 0.200 | -- | ND | 1.53 | -- | | 1 |
| trans-1,2-Dichloroethene | ND | 0.200 | -- | ND | 0.793 | -- | | 1 |
| 1,1-Dichloroethane | ND | 0.200 | -- | ND | 0.809 | -- | | 1 |
| Methyl tert butyl ether | ND | 0.200 | -- | ND | 0.721 | -- | | 1 |
| Xylenes, total | ND | 0.600 | -- | ND | 0.869 | -- | | 1 |
| Vinyl acetate | ND | 1.00 | -- | ND | 3.52 | -- | | 1 |
| 2-Butanone | ND | 0.500 | -- | ND | 1.47 | -- | | 1 |
| cis-1,2-Dichloroethene | ND | 0.200 | -- | ND | 0.793 | -- | | 1 |
| Ethyl Acetate | ND | 0.500 | -- | ND | 1.80 | -- | | 1 |
| Chloroform | ND | 0.200 | -- | ND | 0.977 | -- | | 1 |
| Tetrahydrofuran | ND | 0.500 | -- | ND | 1.47 | -- | | 1 |
| 2,2-Dichloropropane | ND | 0.200 | -- | ND | 0.924 | -- | | 1 |
| 1,2-Dichloroethane | ND | 0.200 | -- | ND | 0.809 | -- | | 1 |
| n-Hexane | ND | 0.200 | -- | ND | 0.705 | -- | | 1 |
| Diisopropyl ether | ND | 0.200 | -- | ND | 0.836 | -- | | 1 |
| 1,2-Dichloroethene (total) | ND | 1.00 | -- | ND | 1.00 | -- | | 1 |
| tert-Butyl Ethyl Ether | ND | 0.200 | -- | ND | 0.836 | -- | | 1 |
| 1,1,1-Trichloroethane | ND | 0.200 | -- | ND | 1.09 | -- | | 1 |
| 1,1-Dichloropropene | ND | 0.200 | -- | ND | 0.908 | -- | | 1 |
| Benzene | ND | 0.200 | -- | ND | 0.639 | -- | | 1 |
| Carbon tetrachloride | ND | 0.200 | -- | ND | 1.26 | -- | | 1 |
| Cyclohexane | ND | 0.200 | -- | ND | 0.688 | -- | | 1 |
| tert-Amyl Methyl Ether | ND | 0.200 | -- | ND | 0.836 | -- | | 1 |

**Project Name:** BATCH CANISTER CERTIFICATION
**Project Number:** CANISTER QC BAT

**Lab Number:** L2303465
**Report Date:** 02/02/23

# Air Canister Certification Results

Lab ID: L2303465-06
Client ID: CAN 373 SHELF 13
Sample Location:

Date Collected: 01/20/23 10:00
Date Received: 01/20/23
Field Prep: Not Specified

Sample Depth:

| Parameter | ppbV Results | ppbV RL | ppbV MDL | ug/m3 Results | ug/m3 RL | ug/m3 MDL | Qualifier | Dilution Factor |
|---|---|---|---|---|---|---|---|---|
| Volatile Organics in Air - Mansfield Lab | | | | | | | | |
| Dibromomethane | ND | 0.200 | -- | ND | 1.42 | -- | | 1 |
| 1,2-Dichloropropane | ND | 0.200 | -- | ND | 0.924 | -- | | 1 |
| Bromodichloromethane | ND | 0.200 | -- | ND | 1.34 | -- | | 1 |
| 1,4-Dioxane | ND | 0.200 | -- | ND | 0.721 | -- | | 1 |
| Trichloroethene | ND | 0.200 | -- | ND | 1.07 | -- | | 1 |
| 2,2,4-Trimethylpentane | ND | 0.200 | -- | ND | 0.934 | -- | | 1 |
| Methyl Methacrylate | ND | 0.500 | -- | ND | 2.05 | -- | | 1 |
| Heptane | ND | 0.200 | -- | ND | 0.820 | -- | | 1 |
| cis-1,3-Dichloropropene | ND | 0.200 | -- | ND | 0.908 | -- | | 1 |
| 4-Methyl-2-pentanone | ND | 0.500 | -- | ND | 2.05 | -- | | 1 |
| trans-1,3-Dichloropropene | ND | 0.200 | -- | ND | 0.908 | -- | | 1 |
| 1,1,2-Trichloroethane | ND | 0.200 | -- | ND | 1.09 | -- | | 1 |
| Toluene | ND | 0.200 | -- | ND | 0.754 | -- | | 1 |
| 1,3-Dichloropropane | ND | 0.200 | -- | ND | 0.924 | -- | | 1 |
| 2-Hexanone | ND | 0.200 | -- | ND | 0.820 | -- | | 1 |
| Dibromochloromethane | ND | 0.200 | -- | ND | 1.70 | -- | | 1 |
| 1,2-Dibromoethane | ND | 0.200 | -- | ND | 1.54 | -- | | 1 |
| Butyl acetate | ND | 0.500 | -- | ND | 2.38 | -- | | 1 |
| Octane | ND | 0.200 | -- | ND | 0.934 | -- | | 1 |
| Tetrachloroethene | ND | 0.200 | -- | ND | 1.36 | -- | | 1 |
| 1,1,1,2-Tetrachloroethane | ND | 0.200 | -- | ND | 1.37 | -- | | 1 |
| Chlorobenzene | ND | 0.200 | -- | ND | 0.921 | -- | | 1 |
| Ethylbenzene | ND | 0.200 | -- | ND | 0.869 | -- | | 1 |
| p/m-Xylene | ND | 0.400 | -- | ND | 1.74 | -- | | 1 |
| Bromoform | ND | 0.200 | -- | ND | 2.07 | -- | | 1 |
| Styrene | ND | 0.200 | -- | ND | 0.852 | -- | | 1 |
| 1,1,2,2-Tetrachloroethane | ND | 0.200 | -- | ND | 1.37 | -- | | 1 |

**Project Name:** BATCH CANISTER CERTIFICATION
**Project Number:** CANISTER QC BAT

**Lab Number:** L2303465
**Report Date:** 02/02/23

# Air Canister Certification Results

Lab ID: L2303465-06
Client ID: CAN 373 SHELF 13
Sample Location:

Date Collected: 01/20/23 10:00
Date Received: 01/20/23
Field Prep: Not Specified

Sample Depth:

| Parameter | ppbV Results | ppbV RL | ppbV MDL | ug/m3 Results | ug/m3 RL | ug/m3 MDL | Qualifier | Dilution Factor |
|---|---|---|---|---|---|---|---|---|
| Volatile Organics in Air - Mansfield Lab | | | | | | | | |
| o-Xylene | ND | 0.200 | -- | ND | 0.869 | -- | | 1 |
| 1,2,3-Trichloropropane | ND | 0.200 | -- | ND | 1.21 | -- | | 1 |
| Nonane | ND | 0.200 | -- | ND | 1.05 | -- | | 1 |
| Isopropylbenzene | ND | 0.200 | -- | ND | 0.983 | -- | | 1 |
| Bromobenzene | ND | 0.200 | -- | ND | 0.793 | -- | | 1 |
| 2-Chlorotoluene | ND | 0.200 | -- | ND | 1.04 | -- | | 1 |
| n-Propylbenzene | ND | 0.200 | -- | ND | 0.983 | -- | | 1 |
| 4-Chlorotoluene | ND | 0.200 | -- | ND | 1.04 | -- | | 1 |
| 4-Ethyltoluene | ND | 0.200 | -- | ND | 0.983 | -- | | 1 |
| 1,3,5-Trimethylbenzene | ND | 0.200 | -- | ND | 0.983 | -- | | 1 |
| tert-Butylbenzene | ND | 0.200 | -- | ND | 1.10 | -- | | 1 |
| 1,2,4-Trimethylbenzene | ND | 0.200 | -- | ND | 0.983 | -- | | 1 |
| Decane | ND | 0.200 | -- | ND | 1.16 | -- | | 1 |
| Benzyl chloride | ND | 0.200 | -- | ND | 1.04 | -- | | 1 |
| 1,3-Dichlorobenzene | ND | 0.200 | -- | ND | 1.20 | -- | | 1 |
| 1,4-Dichlorobenzene | ND | 0.200 | -- | ND | 1.20 | -- | | 1 |
| sec-Butylbenzene | ND | 0.200 | -- | ND | 1.10 | -- | | 1 |
| 1,2,3-Trimethylbenzene | ND | 0.200 | -- | ND | 0.983 | -- | | 1 |
| p-Isopropyltoluene | ND | 0.200 | -- | ND | 1.10 | -- | | 1 |
| 1,2-Dichlorobenzene | ND | 0.200 | -- | ND | 1.20 | -- | | 1 |
| n-Butylbenzene | ND | 0.200 | -- | ND | 1.10 | -- | | 1 |
| 1,2-Dibromo-3-chloropropane | ND | 0.200 | -- | ND | 1.93 | -- | | 1 |
| Undecane | ND | 0.200 | -- | ND | 1.28 | -- | | 1 |
| Dodecane | ND | 0.200 | -- | ND | 1.39 | -- | | 1 |
| 1,2,4-Trichlorobenzene | ND | 0.200 | -- | ND | 1.48 | -- | | 1 |
| Naphthalene | ND | 0.200 | -- | ND | 1.05 | -- | | 1 |
| 1,2,3-Trichlorobenzene | ND | 0.200 | -- | ND | 1.48 | -- | | 1 |

**Project Name:** BATCH CANISTER CERTIFICATION
**Project Number:** CANISTER QC BAT

**Lab Number:** L2303465
**Report Date:** 02/02/23

# Air Canister Certification Results

Lab ID: L2303465-06
Client ID: CAN 373 SHELF 13
Sample Location:

Date Collected: 01/20/23 10:00
Date Received: 01/20/23
Field Prep: Not Specified

Sample Depth:

| Parameter | ppbV Results | ppbV RL | ppbV MDL | ug/m3 Results | ug/m3 RL | ug/m3 MDL | Qualifier | Dilution Factor |
|---|---|---|---|---|---|---|---|---|
| Volatile Organics in Air - Mansfield Lab | | | | | | | | |
| Hexachlorobutadiene | ND | 0.200 | -- | ND | 2.13 | -- | | 1 |

| | Results | Qualifier | Units | RDL | Dilution Factor |
|---|---|---|---|---|---|
| Tentatively Identified Compounds | | | | | |
| No Tentatively Identified Compounds | | | | | |

| Internal Standard | % Recovery | Qualifier | Acceptance Criteria |
|---|---|---|---|
| 1,4-Difluorobenzene | 95 | | 60-140 |
| Bromochloromethane | 98 | | 60-140 |
| chlorobenzene-d5 | 96 | | 60-140 |

**Project Name:** BATCH CANISTER CERTIFICATION
**Project Number:** CANISTER QC BAT

**Lab Number:** L2303465
**Report Date:** 02/02/23

# Air Canister Certification Results

Lab ID: L2303465-06
Client ID: CAN 373 SHELF 13
Sample Location:

Date Collected: 01/20/23 10:00
Date Received: 01/20/23
Field Prep: Not Specified

Sample Depth:
Matrix: Air
Anaytical Method: 48,TO-15-SIM
Analytical Date: 01/20/23 22:20
Analyst: NFL

| | ppbV | | | ug/m3 | | | | |
|---|---|---|---|---|---|---|---|---|
| **Parameter** | **Results** | **RL** | **MDL** | **Results** | **RL** | **MDL** | **Qualifier** | **Dilution Factor** |
| Volatile Organics in Air by SIM - Mansfield Lab | | | | | | | | |
| Dichlorodifluoromethane | ND | 0.200 | -- | ND | 0.989 | -- | | 1 |
| Chloromethane | ND | 0.200 | -- | ND | 0.413 | -- | | 1 |
| Freon-114 | ND | 0.050 | -- | ND | 0.349 | -- | | 1 |
| Vinyl chloride | ND | 0.020 | -- | ND | 0.051 | -- | | 1 |
| 1,3-Butadiene | ND | 0.020 | -- | ND | 0.044 | -- | | 1 |
| Bromomethane | ND | 0.020 | -- | ND | 0.078 | -- | | 1 |
| Chloroethane | ND | 0.100 | -- | ND | 0.264 | -- | | 1 |
| Acrolein | ND | 0.050 | -- | ND | 0.115 | -- | | 1 |
| Acetone | ND | 1.00 | -- | ND | 2.38 | -- | | 1 |
| Trichlorofluoromethane | ND | 0.050 | -- | ND | 0.281 | -- | | 1 |
| Acrylonitrile | ND | 0.500 | -- | ND | 1.09 | -- | | 1 |
| 1,1-Dichloroethene | ND | 0.020 | -- | ND | 0.079 | -- | | 1 |
| Methylene chloride | ND | 0.500 | -- | ND | 1.74 | -- | | 1 |
| Freon-113 | ND | 0.050 | -- | ND | 0.383 | -- | | 1 |
| trans-1,2-Dichloroethene | ND | 0.020 | -- | ND | 0.079 | -- | | 1 |
| 1,1-Dichloroethane | ND | 0.020 | -- | ND | 0.081 | -- | | 1 |
| Methyl tert butyl ether | ND | 0.200 | -- | ND | 0.721 | -- | | 1 |
| 2-Butanone | ND | 0.500 | -- | ND | 1.47 | -- | | 1 |
| cis-1,2-Dichloroethene | ND | 0.020 | -- | ND | 0.079 | -- | | 1 |
| Chloroform | ND | 0.020 | -- | ND | 0.098 | -- | | 1 |
| 1,2-Dichloroethane | ND | 0.020 | -- | ND | 0.081 | -- | | 1 |
| 1,1,1-Trichloroethane | ND | 0.020 | -- | ND | 0.109 | -- | | 1 |
| Benzene | ND | 0.100 | -- | ND | 0.319 | -- | | 1 |
| Carbon tetrachloride | ND | 0.020 | -- | ND | 0.126 | -- | | 1 |

**Project Name:** BATCH CANISTER CERTIFICATION
**Project Number:** CANISTER QC BAT

**Lab Number:** L2303465
**Report Date:** 02/02/23

# Air Canister Certification Results

Lab ID: L2303465-06
Client ID: CAN 373 SHELF 13
Sample Location:

Date Collected: 01/20/23 10:00
Date Received: 01/20/23
Field Prep: Not Specified

Sample Depth:

| Parameter | ppbV Results | ppbV RL | ppbV MDL | ug/m3 Results | ug/m3 RL | ug/m3 MDL | Qualifier | Dilution Factor |
|---|---|---|---|---|---|---|---|---|
| Volatile Organics in Air by SIM - Mansfield Lab | | | | | | | | |
| 1,2-Dichloropropane | ND | 0.020 | -- | ND | 0.092 | -- | | 1 |
| Bromodichloromethane | ND | 0.020 | -- | ND | 0.134 | -- | | 1 |
| 1,4-Dioxane | ND | 0.100 | -- | ND | 0.360 | -- | | 1 |
| Trichloroethene | ND | 0.020 | -- | ND | 0.107 | -- | | 1 |
| cis-1,3-Dichloropropene | ND | 0.020 | -- | ND | 0.091 | -- | | 1 |
| 4-Methyl-2-pentanone | ND | 0.500 | -- | ND | 2.05 | -- | | 1 |
| trans-1,3-Dichloropropene | ND | 0.020 | -- | ND | 0.091 | -- | | 1 |
| 1,1,2-Trichloroethane | ND | 0.020 | -- | ND | 0.109 | -- | | 1 |
| Toluene | ND | 0.100 | -- | ND | 0.377 | -- | | 1 |
| Dibromochloromethane | ND | 0.020 | -- | ND | 0.170 | -- | | 1 |
| 1,2-Dibromoethane | ND | 0.020 | -- | ND | 0.154 | -- | | 1 |
| Tetrachloroethene | ND | 0.020 | -- | ND | 0.136 | -- | | 1 |
| 1,1,1,2-Tetrachloroethane | ND | 0.020 | -- | ND | 0.137 | -- | | 1 |
| Chlorobenzene | ND | 0.100 | -- | ND | 0.461 | -- | | 1 |
| Ethylbenzene | ND | 0.020 | -- | ND | 0.087 | -- | | 1 |
| p/m-Xylene | ND | 0.040 | -- | ND | 0.174 | -- | | 1 |
| Bromoform | ND | 0.020 | -- | ND | 0.207 | -- | | 1 |
| Styrene | ND | 0.020 | -- | ND | 0.085 | -- | | 1 |
| 1,1,2,2-Tetrachloroethane | ND | 0.020 | -- | ND | 0.137 | -- | | 1 |
| o-Xylene | ND | 0.020 | -- | ND | 0.087 | -- | | 1 |
| Isopropylbenzene | ND | 0.200 | -- | ND | 0.983 | -- | | 1 |
| 4-Ethyltoluene | ND | 0.020 | -- | ND | 0.098 | -- | | 1 |
| 1,3,5-Trimethybenzene | ND | 0.020 | -- | ND | 0.098 | -- | | 1 |
| 1,2,4-Trimethylbenzene | ND | 0.020 | -- | ND | 0.098 | -- | | 1 |
| Benzyl chloride | ND | 0.100 | -- | ND | 0.518 | -- | | 1 |
| 1,3-Dichlorobenzene | ND | 0.020 | -- | ND | 0.120 | -- | | 1 |
| 1,4-Dichlorobenzene | ND | 0.020 | -- | ND | 0.120 | -- | | 1 |

**Project Name:** BATCH CANISTER CERTIFICATION
**Project Number:** CANISTER QC BAT

**Lab Number:** L2303465
**Report Date:** 02/02/23

# Air Canister Certification Results

Lab ID: L2303465-06
Client ID: CAN 373 SHELF 13
Sample Location:

Date Collected: 01/20/23 10:00
Date Received: 01/20/23
Field Prep: Not Specified

Sample Depth:

| Parameter | ppbV Results | ppbV RL | ppbV MDL | ug/m3 Results | ug/m3 RL | ug/m3 MDL | Qualifier | Dilution Factor |
|---|---|---|---|---|---|---|---|---|
| Volatile Organics in Air by SIM - Mansfield Lab | | | | | | | | |
| sec-Butylbenzene | ND | 0.200 | -- | ND | 1.10 | -- | | 1 |
| p-Isopropyltoluene | ND | 0.200 | -- | ND | 1.10 | -- | | 1 |
| 1,2-Dichlorobenzene | ND | 0.020 | -- | ND | 0.120 | -- | | 1 |
| n-Butylbenzene | ND | 0.200 | -- | ND | 1.10 | -- | | 1 |
| 1,2,4-Trichlorobenzene | ND | 0.050 | -- | ND | 0.371 | -- | | 1 |
| Naphthalene | ND | 0.050 | -- | ND | 0.262 | -- | | 1 |
| 1,2,3-Trichlorobenzene | ND | 0.050 | -- | ND | 0.371 | -- | | 1 |
| Hexachlorobutadiene | ND | 0.050 | -- | ND | 0.533 | -- | | 1 |

| Internal Standard | % Recovery | Qualifier | Acceptance Criteria |
|---|---|---|---|
| 1,4-difluorobenzene | 94 | | 60-140 |
| bromochloromethane | 98 | | 60-140 |
| chlorobenzene-d5 | 94 | | 60-140 |

**Project Name:** NORTH MAIN STREET SITE
**Project Number:** 12814

**Lab Number:** L2304817
**Report Date:** 02/02/23

## Sample Receipt and Container Information

Were project specific reporting limits specified? YES

### Cooler Information

| Cooler | Custody Seal |
|---|---|
| NA | Absent |

### Container Information

| Container ID | Container Type | Cooler | Initial pH | Final pH | Temp deg C | Pres | Seal | Frozen Date/Time | Analysis(*) |
|---|---|---|---|---|---|---|---|---|---|
| L2304817-01A | Canister - 6 Liter | NA | NA | | | Y | Absent | | TO15-LL(30) |



*Values in parentheses indicate holding time in days

| | | | |
|---|---|---|---|
| **Project Name:** | NORTH MAIN STREET SITE | **Lab Number:** | L2304817 |
| **Project Number:** | 12814 | **Report Date:** | 02/02/23 |

## GLOSSARY

***Acronyms***

| | |
|---|---|
| DL | - Detection Limit: This value represents the level to which target analyte concentrations are reported as estimated values, when those target analyte concentrations are quantified below the limit of quantitation (LOQ). The DL includes any adjustments from dilutions, concentrations or moisture content, where applicable. (DoD report formats only.) |
| EDL | - Estimated Detection Limit: This value represents the level to which target analyte concentrations are reported as estimated values, when those target analyte concentrations are quantified below the reporting limit (RL). The EDL includes any adjustments from dilutions, concentrations or moisture content, where applicable. The use of EDLs is specific to the analysis of PAHs using Solid-Phase Microextraction (SPME). |
| EMPC | - Estimated Maximum Possible Concentration: The concentration that results from the signal present at the retention time of an analyte when the ions meet all of the identification criteria except the ion abundance ratio criteria. An EMPC is a worst-case estimate of the concentration. |
| EPA | - Environmental Protection Agency. |
| LCS | - Laboratory Control Sample: A sample matrix, free from the analytes of interest, spiked with verified known amounts of analytes or a material containing known and verified amounts of analytes. |
| LCSD | - Laboratory Control Sample Duplicate: Refer to LCS. |
| LFB | - Laboratory Fortified Blank: A sample matrix, free from the analytes of interest, spiked with verified known amounts of analytes or a material containing known and verified amounts of analytes. |
| LOD | - Limit of Detection: This value represents the level to which a target analyte can reliably be detected for a specific analyte in a specific matrix by a specific method. The LOD includes any adjustments from dilutions, concentrations or moisture content, where applicable. (DoD report formats only.) |
| LOQ | - Limit of Quantitation: The value at which an instrument can accurately measure an analyte at a specific concentration. The LOQ includes any adjustments from dilutions, concentrations or moisture content, where applicable. (DoD report formats only.)<br><br>Limit of Quantitation: The value at which an instrument can accurately measure an analyte at a specific concentration. The LOQ includes any adjustments from dilutions, concentrations or moisture content, where applicable. (DoD report formats only.) |
| MDL | - Method Detection Limit: This value represents the level to which target analyte concentrations are reported as estimated values, when those target analyte concentrations are quantified below the reporting limit (RL). The MDL includes any adjustments from dilutions, concentrations or moisture content, where applicable. |
| MS | - Matrix Spike Sample: A sample prepared by adding a known mass of target analyte to a specified amount of matrix sample for which an independent estimate of target analyte concentration is available. For Method 332.0, the spike recovery is calculated using the native concentration, including estimated values. |
| MSD | - Matrix Spike Sample Duplicate: Refer to MS. |
| NA | - Not Applicable. |
| NC | - Not Calculated: Term is utilized when one or more of the results utilized in the calculation are non-detect at the parameter's reporting unit. |
| NDPA/DPA | - N-Nitrosodiphenylamine/Diphenylamine. |
| NI | - Not Ignitable. |
| NP | - Non-Plastic: Term is utilized for the analysis of Atterberg Limits in soil. |
| NR | - No Results: Term is utilized when 'No Target Compounds Requested' is reported for the analysis of Volatile or Semivolatile Organic TIC only requests. |
| RL | - Reporting Limit: The value at which an instrument can accurately measure an analyte at a specific concentration. The RL includes any adjustments from dilutions, concentrations or moisture content, where applicable. |
| RPD | - Relative Percent Difference: The results from matrix and/or matrix spike duplicates are primarily designed to assess the precision of analytical results in a given matrix and are expressed as relative percent difference (RPD). Values which are less than five times the reporting limit for any individual parameter are evaluated by utilizing the absolute difference between the values; although the RPD value will be provided in the report. |
| SRM | - Standard Reference Material: A reference sample of a known or certified value that is of the same or similar matrix as the associated field samples. |
| STLP | - Semi-dynamic Tank Leaching Procedure per EPA Method 1315. |
| TEF | - Toxic Equivalency Factors: The values assigned to each dioxin and furan to evaluate their toxicity relative to 2,3,7,8-TCDD. |
| TEQ | - Toxic Equivalent: The measure of a sample's toxicity derived by multiplying each dioxin and furan by its corresponding TEF and then summing the resulting values. |
| TIC | - Tentatively Identified Compound: A compound that has been identified to be present and is not part of the target compound list (TCL) for the method and/or program. All TICs are qualitatively identified and reported as estimated concentrations. |

*Report Format: Data Usability Report*

| | | | |
|---|---|---|---|
| **Project Name:** | NORTH MAIN STREET SITE | **Lab Number:** | L2304817 |
| **Project Number:** | 12814 | **Report Date:** | 02/02/23 |

***Footnotes***

1 - The reference for this analyte should be considered modified since this analyte is absent from the target analyte list of the original method.

***Terms***

Analytical Method: Both the document from which the method originates and the analytical reference method. (Example: EPA 8260B is shown as 1,8260B.) The codes for the reference method documents are provided in the References section of the Addendum.

Chlordane: The target compound Chlordane (CAS No. 57-74-9) is reported for GC ECD analyses. Per EPA,this compound "refers to a mixture of chlordane isomers, other chlorinated hydrocarbons and numerous other components." (Reference: USEPA Toxicological Review of Chlordane, In Support of Summary Information on the Integrated Risk Information System (IRIS), December 1997.)

Difference: With respect to Total Oxidizable Precursor (TOP) Assay analysis, the difference is defined as the Post-Treatment value minus the Pre-Treatment value.

Final pH: As it pertains to Sample Receipt & Container Information section of the report, Final pH reflects pH of container determined after adjustment at the laboratory, if applicable. If no adjustment required, value reflects Initial pH.

Frozen Date/Time: With respect to Volatile Organics in soil, Frozen Date/Time reflects the date/time at which associated Reagent Water-preserved vials were initially frozen. Note: If frozen date/time is beyond 48 hours from sample collection, value will be reflected in 'bold'.

Gasoline Range Organics (GRO): Gasoline Range Organics (GRO) results include all chromatographic peaks eluting from Methyl tert butyl ether through Naphthalene, with the exception of GRO analysis in support of State of Ohio programs, which includes all chromatographic peaks eluting from Hexane through Dodecane.

Initial pH: As it pertains to Sample Receipt & Container Information section of the report, Initial pH reflects pH of container determined upon receipt, if applicable.

PAH Total: With respect to Alkylated PAH analyses, the 'PAHs, Total' result is defined as the summation of results for all or a subset of the following compounds: Naphthalene, C1-C4 Naphthalenes, 2-Methylnaphthalene, 1-Methylnaphthalene, Biphenyl, Acenaphthylene, Acenaphthene, Fluorene, C1-C3 Fluorenes, Phenanthrene, C1-C4 Phenanthrenes/Anthracenes, Anthracene, Fluoranthene, Pyrene, C1-C4 Fluoranthenes/Pyrenes, Benz(a)anthracene, Chrysene, C1-C4 Chrysenes, Benzo(b)fluoranthene, Benzo(j)+(k)fluoranthene, Benzo(e)pyrene, Benzo(a)pyrene, Perylene, Indeno(1,2,3-cd)pyrene, Dibenz(ah)+(ac)anthracene, Benzo(g,h,i)perylene. If a 'Total' result is requested, the results of its individual components will also be reported.

PFAS Total: With respect to PFAS analyses, the 'PFAS, Total (5)' result is defined as the summation of results for: PFHpA, PFHxS, PFOA, PFNA and PFOS. In addition, the 'PFAS, Total (6)' result is defined as the summation of results for: PFHpA, PFHxS, PFOA, PFNA, PFDA and PFOS. For MassDEP DW compliance analysis only, the 'PFAS, Total (6)' result is defined as the summation of results at or above the RL. Note: If a 'Total' result is requested, the results of its individual components will also be reported.

Total: With respect to Organic analyses, a 'Total' result is defined as the summation of results for individual isomers or Aroclors. If a 'Total' result is requested, the results of its individual components will also be reported. This is applicable to 'Total' results for methods 8260, 8081 and 8082.

***Data Qualifiers***

**A** - Spectra identified as "Aldol Condensates" are byproducts of the extraction/concentration procedures when acetone is introduced in the process.

**B** - The analyte was detected above the reporting limit in the associated method blank. Flag only applies to associated field samples that have detectable concentrations of the analyte at less than ten times (10x) the concentration found in the blank. For MCP-related projects, flag only applies to associated field samples that have detectable concentrations of the analyte at less than ten times (10x) the concentration found in the blank. For DOD-related projects, flag only applies to associated field samples that have detectable concentrations of the analyte at less than ten times (10x) the concentration found in the blank AND the analyte was detected above one-half the reporting limit (or above the reporting limit for common lab contaminants) in the associated method blank. For NJ-Air-related projects, flag only applies to associated field samples that have detectable concentrations of the analyte above the reporting limit. For NJ-related projects (excluding Air), flag only applies to associated field samples that have detectable concentrations of the analyte, which was detected above the reporting limit in the associated method blank or above five times the reporting limit for common lab contaminants (Phthalates, Acetone, Methylene Chloride, 2-Butanone).

**C** - Co-elution: The target analyte co-elutes with a known lab standard (i.e. surrogate, internal standards, etc.) for co-extracted analyses.

**D** - Concentration of analyte was quantified from diluted analysis. Flag only applies to field samples that have detectable concentrations of the analyte.

**E** - Concentration of analyte exceeds the range of the calibration curve and/or linear range of the instrument.

**F** - The ratio of quantifier ion response to qualifier ion response falls outside of the laboratory criteria. Results are considered to be an estimated maximum concentration.

**G** - The concentration may be biased high due to matrix interferences (i.e, co-elution) with non-target compound(s). The result should be considered estimated.

**H** - The analysis of pH was performed beyond the regulatory-required holding time of 15 minutes from the time of sample collection.

**I** - The lower value for the two columns has been reported due to obvious interference.

**J** - Estimated value. This represents an estimated concentration for Tentatively Identified Compounds (TICs).

**M** - Reporting Limit (RL) exceeds the MCP CAM Reporting Limit for this analyte.

*Report Format: Data Usability Report*

| | | | |
|---|---|---|---|
| **Project Name:** | NORTH MAIN STREET SITE | **Lab Number:** | L2304817 |
| **Project Number:** | 12814 | **Report Date:** | 02/02/23 |

***Data Qualifiers***

**ND** - Not detected at the reporting limit (RL) for the sample.

**NJ** - Presumptive evidence of compound. This represents an estimated concentration for Tentatively Identified Compounds (TICs), where the identification is based on a mass spectral library search.

**P** - The RPD between the results for the two columns exceeds the method-specified criteria.

**Q** - The quality control sample exceeds the associated acceptance criteria. For DOD-related projects, LCS and/or Continuing Calibration Standard exceedences are also qualified on all associated sample results. Note: This flag is not applicable for matrix spike recoveries when the sample concentration is greater than 4x the spike added or for batch duplicate RPD when the sample concentrations are less than 5x the RL. (Metals only.)

**R** - Analytical results are from sample re-analysis.

**RE** - Analytical results are from sample re-extraction.

**S** - Analytical results are from modified screening analysis.

**V** - The surrogate associated with this target analyte has a recovery outside the QC acceptance limits. (Applicable to MassDEP DW Compliance samples only.)

**Z** - The batch matrix spike and/or duplicate associated with this target analyte has a recovery/RPD outside the QC acceptance limits. (Applicable to MassDEP DW Compliance samples only.)

| | | | |
|---|---|---|---|
| **Project Name:** | NORTH MAIN STREET SITE | **Lab Number:** | L2304817 |
| **Project Number:** | 12814 | **Report Date:** | 02/02/23 |

## REFERENCES

48 Compendium of Methods for the Determination of Toxic Organic Compounds in Ambient Air. Second Edition. EPA/625/R-96/010b, January 1999.

## LIMITATION OF LIABILITIES

Alpha Analytical performs services with reasonable care and diligence normal to the analytical testing laboratory industry. In the event of an error, the sole and exclusive responsibility of Alpha Analytical shall be to re-perform the work at it's own expense. In no event shall Alpha Analytical be held liable for any incidental, consequential or special damages, including but not limited to, damages in any way connected with the use of, interpretation of, information or analysis provided by Alpha Analytical.

We strongly urge our clients to comply with EPA protocol regarding sample volume, preservation, cooling, containers, sampling procedures, holding time and splitting of samples in the field.

# Certification Information

**The following analytes are not included in our Primary NELAP Scope of Accreditation:**

**Westborough Facility**
**EPA 624/624.1:** m/p-xylene, o-xylene, Naphthalene
**EPA 625/625.1:** alpha-Terpineol
**EPA 8260C/8260D:** NPW: 1,2,4,5-Tetramethylbenzene; 4-Ethyltoluene, Azobenzene; SCM: Iodomethane (methyl iodide), 1,2,4,5-Tetramethylbenzene; 4-Ethyltoluene.
**EPA 8270D/8270E:** NPW: Dimethylnaphthalene,1,4-Diphenylhydrazine, alpha-Terpineol; SCM: Dimethylnaphthalene,1,4-Diphenylhydrazine.
**SM4500**: NPW: Amenable Cyanide; SCM: Total Phosphorus, TKN, NO2, NO3.

**Mansfield Facility**
**SM 2540D:** TSS
**EPA 8082A:** NPW: PCB: 1, 5, 31, 87,101, 110, 141, 151, 153, 180, 183, 187.
**EPA TO-15:** Halothane, 2,4,4-Trimethyl-2-pentene, 2,4,4-Trimethyl-1-pentene, Thiophene, 2-Methylthiophene, 3-Methylthiophene, 2-Ethylthiophene, 1,2,3-Trimethylbenzene, Indan, Indene, 1,2,4,5-Tetramethylbenzene, Benzothiophene, 1-Methylnaphthalene.
**Biological Tissue Matrix:** EPA 3050B

**The following analytes are included in our Massachusetts DEP Scope of Accreditation**

**Westborough Facility:**

***Drinking Water***
**EPA 300.0**: Chloride, Nitrate-N, Fluoride, Sulfate; **EPA 353.2**: Nitrate-N, Nitrite-N; **SM4500NO3-F**: Nitrate-N, Nitrite-N; **SM4500F-C, SM4500CN-CE, EPA 180.1, SM2130B, SM4500Cl-D, SM2320B, SM2540C, SM4500H-B, SM4500NO2-B**
**EPA 332**: Perchlorate; **EPA 524.2:** THMs and VOCs; **EPA 504.1:** EDB, DBCP.
**Microbiology**: **SM9215B; SM9223-P/A, SM9223B-Colilert-QT,SM9222D**.

***Non-Potable Water***
**SM4500H,B, EPA 120.1, SM2510B, SM2540C, SM2320B, SM4500CL-E, SM4500F-BC, SM4500NH3-BH:** Ammonia-N and Kjeldahl-N, **EPA 350.1**: Ammonia-N, **LACHAT 10-107-06-1-B**: Ammonia-N, **EPA 351.1, SM4500NO3-F, EPA 353.2**: Nitrate-N, **SM4500P-E, SM4500P-B, E, SM4500SO4-E, SM5220D, EPA 410.4, SM5210B, SM5310C, SM4500CL-D, EPA 1664, EPA 420.1, SM4500-CN-CE, SM2540D, EPA 300: Chloride, Sulfate, Nitrate.**
**EPA 624.1**: Volatile Halocarbons & Aromatics,
**EPA 608.3**: Chlordane, Toxaphene, Aldrin, alpha-BHC, beta-BHC, gamma-BHC, delta-BHC, Dieldrin, DDD, DDE, DDT, Endosulfan I, Endosulfan II, Endosulfan sulfate, Endrin, Endrin Aldehyde, Heptachlor, Heptachlor Epoxide, PCBs
**EPA 625.1**: SVOC (Acid/Base/Neutral Extractables), **EPA 600/4-81-045**: PCB-Oil.
**Microbiology**: **SM9223B-Colilert-QT; Enterolert-QT, SM9221E, EPA 1600, EPA 1603, SM9222D.**

**Mansfield Facility:**

***Drinking Water***
**EPA 200.7:** Al, Ba, Cd, Cr, Cu, Fe, Mn, Ni, Na, Ag, Ca, Zn. **EPA 200.8:** Al, Sb, As, Ba, Be, Cd, Cr, Cu, Pb, Mn, Ni, Se, Ag, TL, Zn. **EPA 245.1** Hg.
**EPA 522, EPA 537.1.**

***Non-Potable Water***
**EPA 200.7:** Al, Sb, As, Be, Cd, Ca, Cr, Co, Cu, Fe, Pb, Mg, Mn, Mo, Ni, K, Se, Ag, Na, Sr, TL, Ti, V, Zn.
**EPA 200.8:** Al, Sb, As, Be, Cd, Cr, Cu, Fe, Pb, Mn, Ni, K, Se, Ag, Na, TL, Zn.
**EPA 245.1** Hg.
**SM2340B**

For a complete listing of analytes and methods, please contact your Alpha Project Manager.

# AIR ANALYSIS

PAGE 1 OF 1

**CHAIN OF CUSTODY**

ALPHA ANALYTICAL
320 Forbes Blvd, Mansfield, MA 02048
TEL: 508-822-9300 FAX: 508-822-3288

Date Rec'd in Lab: 1/28/23

ALPHA Job #: L2304817

**Client Information**

Client: SESI
Address: 959 Rt 46 E 3rd Floor 300 Suite Parisippany NJ
Phone: (973) 808-9050
Fax:
Email: monica.norton@sesi.org
☐ These samples have been previously analyzed by Alpha

**Project Information**

Project Name: North Main Street Site
Project Location: 128-156 North St. Port Chester NY
Project #: 12814
Project Manager: Monica Norton
ALPHA Quote #:

**Turn-Around Time**

☒ Standard ☐ RUSH (only confirmed if pre-approved!)
Date Due: Time:

**Report Information - Data Deliverables**

☐ FAX
☒ ADEx
Criteria Checker: (Default based on Regulatory Criteria Indicated)
Other Formats:
☐ EMAIL (standard pdf report)
☒ Additional Deliverables: Cat B
Report to: (if different than Project Manager)

**Billing Information**

☒ Same as Client info PO #:

**Regulatory Requirements/Report Limits**

| State/Fed | Program | Res / Comm |
|---|---|---|
| X | DOH Matrices | |

Other Project Specific Requirements/Comments:

Project-Specific Target Compound List: ☐

**All Columns Below Must Be Filled Out**

| ALPHA Lab ID (Lab Use Only) | Sample ID | COLLECTION End Date | Start Time | End Time | Initial Vacuum | Final Vacuum | Sample Matrix* | Sampler's Initials | Can Size | I D Can | I D - Flow Controller | ANALYSIS TO-15 | TO-15 SIM | APH Subtract Non-petroleum HCs ☐ | Fixed Gases | Sulfides & Mercaptans by TO-15 | | Sample Comments (i.e. PID) |
|---|---|---|---|---|---|---|---|---|---|---|---|---|---|---|---|---|---|---|
| 04817-01 | SSSV-203 | 1/27/23 | 1127 | 1138 | -29.45 | -5.45 | SV | CC | 2.7 | 3734 | 0941 | X | | | | | | |

*SAMPLE MATRIX CODES
AA = Ambient Air (Indoor/Outdoor)
SV = Soil Vapor/Landfill Gas/SVE
Other = Please Specify

Container Type

| Relinquished By: | Date/Time | Received By: | Date/Time: |
|---|---|---|---|
| [signature] 1530 | 1/27/23 | [signature] | 1/27/23 1530 |
| [signature] | 1/27/23 1710 | [signature] | 1/27/23 2100 |
| [signature] | 1/27/23 | [signature] | 1/28/23 0005 |
| [signature] | 1/28/23 0410 | [signature] | 1/28/23 0410 |

Please print clearly, legibly and completely. Samples can not be logged in and turnaround time clock will not start until any ambiguities are resolved. All samples submitted are subject to Alpha's Terms and Conditions. See reverse side.

# ANALYTICAL REPORT

| | |
|---|---|
| Lab Number: | L2305048 |
| Client: | Soils Engineering Services, Inc.<br>959 Route 46E<br>Parsippany, NJ 07054 |
| ATTN: | Monica Norton |
| Phone: | (973) 808-9050 |
| Project Name: | NORTH MAIN STREET SITE |
| Project Number: | 12814:3 |
| Report Date: | 02/20/23 |



Certifications & Approvals: MA (M-MA086), NH NELAP (2064), CT (PH-0574), IL (200077), ME (MA00086), MD (348), NJ (MA935), NY (11148), NC (25700/666), PA (68-03671), RI (LAO00065), TX (T104704476), VT (VT-0935), VA (460195), USDA (Permit #P330-17-00196).

Eight Walkup Drive, Westborough, MA 01581-1019
508-898-9220 (Fax) 508-898-9193 800-624-9220 - www.alphalab.com

**Project Name:** NORTH MAIN STREET SITE
**Project Number:** 12814:3

**Lab Number:** L2305048
**Report Date:** 02/20/23

| Alpha Sample ID | Client ID | Matrix | Sample Location | Collection Date/Time | Receive Date |
|---|---|---|---|---|---|
| L2305048-01 | SB-202 (0.5-1.5) | SOIL | 128-156 NORTH MAIN ST. PORT CHESTER NY | 01/30/23 12:40 | 01/30/23 |
| L2305048-02 | SB-203 (2-3) | SOIL | 128-156 NORTH MAIN ST. PORT CHESTER NY | 01/30/23 13:30 | 01/30/23 |
| L2305048-03 | SB-211 (2-3) | SOIL | 128-156 NORTH MAIN ST. PORT CHESTER NY | 01/30/23 09:00 | 01/30/23 |
| L2305048-04 | SB-212 (1.5-2.5) | SOIL | 128-156 NORTH MAIN ST. PORT CHESTER NY | 01/30/23 09:30 | 01/30/23 |
| L2305048-05 | SB-213 (4.5-5.5) | SOIL | 128-156 NORTH MAIN ST. PORT CHESTER NY | 01/30/23 08:00 | 01/30/23 |
| L2305048-06 | SB-214 (2.5-3.5) | SOIL | 128-156 NORTH MAIN ST. PORT CHESTER NY | 01/30/23 10:15 | 01/30/23 |
| L2305048-07 | SB-215 (1-2) | SOIL | 128-156 NORTH MAIN ST. PORT CHESTER NY | 01/30/23 10:45 | 01/30/23 |
| L2305048-08 | DUP-SO-20230130 | SOIL | 128-156 NORTH MAIN ST. PORT CHESTER NY | 01/30/23 09:45 | 01/30/23 |
| L2305048-09 | TWP-205 | WATER | 128-156 NORTH MAIN ST. PORT CHESTER NY | 01/30/23 14:00 | 01/30/23 |
| L2305048-10 | TB-20230130 | | 128-156 NORTH MAIN ST. PORT CHESTER NY | 01/30/23 00:00 | 01/30/23 |

| | | | |
|---|---|---|---|
| **Project Name:** | NORTH MAIN STREET SITE | **Lab Number:** | L2305048 |
| **Project Number:** | 12814:3 | **Report Date:** | 02/20/23 |

## Case Narrative

The samples were received in accordance with the Chain of Custody and no significant deviations were encountered during the preparation or analysis unless otherwise noted. Sample Receipt, Container Information, and the Chain of Custody are located at the back of the report.

Results contained within this report relate only to the samples submitted under this Alpha Lab Number and meet NELAP requirements for all NELAP accredited parameters unless otherwise noted in the following narrative. The data presented in this report is organized by parameter (i.e. VOC, SVOC, etc.). Sample specific Quality Control data (i.e. Surrogate Spike Recovery) is reported at the end of the target analyte list for each individual sample, followed by the Laboratory Batch Quality Control at the end of each parameter. Tentatively Identified Compounds (TICs), if requested, are reported for compounds identified to be present and are not part of the method/program Target Compound List, even if only a subset of the TCL are being reported. If a sample was re-analyzed or re-extracted due to a required quality control corrective action and if both sets of data are reported, the Laboratory ID of the re-analysis or re-extraction is designated with an "R" or "RE", respectively.

When multiple Batch Quality Control elements are reported (e.g. more than one LCS), the associated samples for each element are noted in the grey shaded header line of each data table. Any Laboratory Batch, Sample Specific % recovery or RPD value that is outside the listed Acceptance Criteria is bolded in the report. In reference to questions H (CAM) or 4 (RCP) when "NO" is checked, the performance criteria for CAM and RCP methods allow for some quality control failures to occur and still be within method compliance. In these instances, the specific failure is not narrated but noted in the associated QC Outlier Summary Report, located directly after the Case Narrative. QC information is also incorporated in the Data Usability Assessment table (Format 11) of our Data Merger tool, where it can be reviewed in conjunction with the sample result, associated regulatory criteria and any associated data usability implications.

Soil/sediments, solids and tissues are reported on a dry weight basis unless otherwise noted. Definitions of all data qualifiers and acronyms used in this report are provided in the Glossary located at the back of the report.

HOLD POLICY - For samples submitted on hold, Alpha's policy is to hold samples (with the exception of Air canisters) free of charge for 21 calendar days from the date the project is completed. After 21 calendar days, we will dispose of all samples submitted including those put on hold unless you have contacted your Alpha Project Manager and made arrangements for Alpha to continue to hold the samples. Air canisters will be disposed after 3 business days from the date the project is completed.

Please contact Project Management at 800-624-9220 with any questions.

| | | | |
|---|---|---|---|
| **Project Name:** | NORTH MAIN STREET SITE | **Lab Number:** | L2305048 |
| **Project Number:** | 12814:3 | **Report Date:** | 02/20/23 |

**Case Narrative (continued)**

Report Submission

February 20, 2023: This final report includes the results of all requested analyses.

February 06, 2023: This is a preliminary report.

All non-detect (ND) or estimated concentrations (J-qualified) have been quantitated to the limit noted in the MDL column.

Sample Receipt

L2305048-10: A sample identified as "TB-20230130" was listed on the Chain of Custody, but not received. This was verified by the client.

Semivolatile Organics

The WG1739391-1 Method Blank, associated with L2305048-09, has TIC(s) detected. The results are qualified with a "B" for any associated samples that have detections of the same TIC(s).

The WG1739354-2/-3 LCS/LCSD recoveries, associated with L2305048-01 through -08, are below the acceptance criteria for benzoic acid (0%/0%); however, it has been identified as a "difficult" analyte. The results of the associated samples are reported.

Total Metals

L2305048-01 through -08: The sample has elevated detection limits for all elements, with the exception of mercury, due to the dilution required by the sample matrix.

The WG1739264-4 Laboratory Duplicate RPD for mercury (37%), performed on L2305048-01, is outside the acceptance criteria. The elevated RPD has been attributed to the non-homogeneous nature of the native sample.

Cyanide, Total

The WG1740317-2/-3 LCS/LCSD recoveries for cyanide, total (76%/49%), associated with L2305048-01, are

| | | | |
|---|---|---|---|
| **Project Name:** | NORTH MAIN STREET SITE | **Lab Number:** | L2305048 |
| **Project Number:** | 12814:3 | **Report Date:** | 02/20/23 |

**Case Narrative (continued)**

outside our in-house acceptance criteria, but within the vendor-certified acceptance limits. The results of the original analyses are reported. The LCS/LCSD RPD is above the acceptance criteria for cyanide, total (47%). The WG1740321-2/-3 LCS/LCSD recoveries for cyanide, total (76%/49%), associated with L2305048-02 through -08, are outside our in-house acceptance criteria, but within the vendor-certified acceptance limits. The results of the original analyses are reported. The LCS/LCSD RPD is above the acceptance criteria for cyanide, total (47%).

I, the undersigned, attest under the pains and penalties of perjury that, to the best of my knowledge and belief and based upon my personal inquiry of those responsible for providing the information contained in this analytical report, such information is accurate and complete. This certificate of analysis is not complete unless this page accompanies any and all pages of this report.

Authorized Signature: Cristin Walker

Title: Technical Director/Representative

Date: 02/20/23

# ORGANICS

# VOLATILES

**Project Name:** NORTH MAIN STREET SITE **Lab Number:** L2305048

**Project Number:** 12814:3 **Report Date:** 02/20/23

## SAMPLE RESULTS

Lab ID: L2305048-01 Date Collected: 01/30/23 12:40
Client ID: SB-202 (0.5-1.5) Date Received: 01/30/23
Sample Location: 128-156 NORTH MAIN ST. PORT CHESTER NY Field Prep: Not Specified

Sample Depth:
Matrix: Soil
Analytical Method: 1,8260D
Analytical Date: 02/01/23 19:05
Analyst: AJK
Percent Solids: 83%

| Parameter | Result | Qualifier | Units | RL | MDL | Dilution Factor |
|---|---|---|---|---|---|---|
| Volatile Organics by EPA 5035 Low - Westborough Lab | | | | | | |
| Methylene chloride | ND | | ug/kg | 5.1 | 2.4 | 1 |
| 1,1-Dichloroethane | ND | | ug/kg | 1.0 | 0.15 | 1 |
| Chloroform | ND | | ug/kg | 1.5 | 0.14 | 1 |
| Carbon tetrachloride | ND | | ug/kg | 1.0 | 0.24 | 1 |
| 1,2-Dichloropropane | ND | | ug/kg | 1.0 | 0.13 | 1 |
| Dibromochloromethane | ND | | ug/kg | 1.0 | 0.14 | 1 |
| 1,1,2-Trichloroethane | ND | | ug/kg | 1.0 | 0.27 | 1 |
| Tetrachloroethene | ND | | ug/kg | 0.51 | 0.20 | 1 |
| Chlorobenzene | ND | | ug/kg | 0.51 | 0.13 | 1 |
| Trichlorofluoromethane | ND | | ug/kg | 4.1 | 0.71 | 1 |
| 1,2-Dichloroethane | ND | | ug/kg | 1.0 | 0.26 | 1 |
| 1,1,1-Trichloroethane | ND | | ug/kg | 0.51 | 0.17 | 1 |
| Bromodichloromethane | ND | | ug/kg | 0.51 | 0.11 | 1 |
| trans-1,3-Dichloropropene | ND | | ug/kg | 1.0 | 0.28 | 1 |
| cis-1,3-Dichloropropene | ND | | ug/kg | 0.51 | 0.16 | 1 |
| 1,3-Dichloropropene, Total | ND | | ug/kg | 0.51 | 0.16 | 1 |
| 1,1-Dichloropropene | ND | | ug/kg | 0.51 | 0.16 | 1 |
| Bromoform | ND | | ug/kg | 4.1 | 0.25 | 1 |
| 1,1,2,2-Tetrachloroethane | ND | | ug/kg | 0.51 | 0.17 | 1 |
| Benzene | ND | | ug/kg | 0.51 | 0.17 | 1 |
| Toluene | ND | | ug/kg | 1.0 | 0.56 | 1 |
| Ethylbenzene | ND | | ug/kg | 1.0 | 0.14 | 1 |
| Chloromethane | ND | | ug/kg | 4.1 | 0.96 | 1 |
| Bromomethane | ND | | ug/kg | 2.0 | 0.60 | 1 |
| Vinyl chloride | ND | | ug/kg | 1.0 | 0.34 | 1 |
| Chloroethane | ND | | ug/kg | 2.0 | 0.46 | 1 |
| 1,1-Dichloroethene | ND | | ug/kg | 1.0 | 0.24 | 1 |
| trans-1,2-Dichloroethene | ND | | ug/kg | 1.5 | 0.14 | 1 |

**Project Name:** NORTH MAIN STREET SITE **Lab Number:** L2305048

**Project Number:** 12814:3 **Report Date:** 02/20/23

## SAMPLE RESULTS

Lab ID: L2305048-01 Date Collected: 01/30/23 12:40

Client ID: SB-202 (0.5-1.5) Date Received: 01/30/23

Sample Location: 128-156 NORTH MAIN ST. PORT CHESTER NY Field Prep: Not Specified

Sample Depth:

| Parameter | Result | Qualifier | Units | RL | MDL | Dilution Factor |
|---|---|---|---|---|---|---|
| Volatile Organics by EPA 5035 Low - Westborough Lab | | | | | | |
| Trichloroethene | ND | | ug/kg | 0.51 | 0.14 | 1 |
| 1,2-Dichlorobenzene | ND | | ug/kg | 2.0 | 0.15 | 1 |
| 1,3-Dichlorobenzene | ND | | ug/kg | 2.0 | 0.15 | 1 |
| 1,4-Dichlorobenzene | ND | | ug/kg | 2.0 | 0.18 | 1 |
| Methyl tert butyl ether | ND | | ug/kg | 2.0 | 0.21 | 1 |
| p/m-Xylene | ND | | ug/kg | 2.0 | 0.58 | 1 |
| o-Xylene | ND | | ug/kg | 1.0 | 0.30 | 1 |
| Xylenes, Total | ND | | ug/kg | 1.0 | 0.30 | 1 |
| cis-1,2-Dichloroethene | ND | | ug/kg | 1.0 | 0.18 | 1 |
| 1,2-Dichloroethene, Total | ND | | ug/kg | 1.0 | 0.14 | 1 |
| Dibromomethane | ND | | ug/kg | 2.0 | 0.24 | 1 |
| Styrene | ND | | ug/kg | 1.0 | 0.20 | 1 |
| Dichlorodifluoromethane | ND | | ug/kg | 10 | 0.94 | 1 |
| Acetone | ND | | ug/kg | 10 | 4.9 | 1 |
| Carbon disulfide | ND | | ug/kg | 10 | 4.7 | 1 |
| 2-Butanone | ND | | ug/kg | 10 | 2.3 | 1 |
| Vinyl acetate | ND | | ug/kg | 10 | 2.2 | 1 |
| 4-Methyl-2-pentanone | ND | | ug/kg | 10 | 1.3 | 1 |
| 1,2,3-Trichloropropane | ND | | ug/kg | 2.0 | 0.13 | 1 |
| 2-Hexanone | ND | | ug/kg | 10 | 1.2 | 1 |
| Bromochloromethane | ND | | ug/kg | 2.0 | 0.21 | 1 |
| 2,2-Dichloropropane | ND | | ug/kg | 2.0 | 0.21 | 1 |
| 1,2-Dibromoethane | ND | | ug/kg | 1.0 | 0.29 | 1 |
| 1,3-Dichloropropane | ND | | ug/kg | 2.0 | 0.17 | 1 |
| 1,1,1,2-Tetrachloroethane | ND | | ug/kg | 0.51 | 0.14 | 1 |
| Bromobenzene | ND | | ug/kg | 2.0 | 0.15 | 1 |
| n-Butylbenzene | ND | | ug/kg | 1.0 | 0.17 | 1 |
| sec-Butylbenzene | ND | | ug/kg | 1.0 | 0.15 | 1 |
| tert-Butylbenzene | ND | | ug/kg | 2.0 | 0.12 | 1 |
| o-Chlorotoluene | ND | | ug/kg | 2.0 | 0.20 | 1 |
| p-Chlorotoluene | ND | | ug/kg | 2.0 | 0.11 | 1 |
| 1,2-Dibromo-3-chloropropane | ND | | ug/kg | 3.1 | 1.0 | 1 |
| Hexachlorobutadiene | ND | | ug/kg | 4.1 | 0.17 | 1 |
| Isopropylbenzene | ND | | ug/kg | 1.0 | 0.11 | 1 |
| p-Isopropyltoluene | ND | | ug/kg | 1.0 | 0.11 | 1 |
| Naphthalene | ND | | ug/kg | 4.1 | 0.67 | 1 |
| Acrylonitrile | ND | | ug/kg | 4.1 | 1.2 | 1 |

**Project Name:** NORTH MAIN STREET SITE **Lab Number:** L2305048

**Project Number:** 12814:3 **Report Date:** 02/20/23

## SAMPLE RESULTS

Lab ID: L2305048-01 Date Collected: 01/30/23 12:40

Client ID: SB-202 (0.5-1.5) Date Received: 01/30/23

Sample Location: 128-156 NORTH MAIN ST. PORT CHESTER NY Field Prep: Not Specified

Sample Depth:

| Parameter | Result | Qualifier | Units | RL | MDL | Dilution Factor |
|---|---|---|---|---|---|---|
| **Volatile Organics by EPA 5035 Low - Westborough Lab** | | | | | | |
| n-Propylbenzene | ND | | ug/kg | 1.0 | 0.18 | 1 |
| 1,2,3-Trichlorobenzene | ND | | ug/kg | 2.0 | 0.33 | 1 |
| 1,2,4-Trichlorobenzene | ND | | ug/kg | 2.0 | 0.28 | 1 |
| 1,3,5-Trimethylbenzene | ND | | ug/kg | 2.0 | 0.20 | 1 |
| 1,2,4-Trimethylbenzene | ND | | ug/kg | 2.0 | 0.34 | 1 |
| 1,4-Dioxane | ND | | ug/kg | 82 | 36. | 1 |
| p-Diethylbenzene | ND | | ug/kg | 2.0 | 0.18 | 1 |
| p-Ethyltoluene | ND | | ug/kg | 2.0 | 0.39 | 1 |
| 1,2,4,5-Tetramethylbenzene | ND | | ug/kg | 2.0 | 0.20 | 1 |
| Ethyl ether | ND | | ug/kg | 2.0 | 0.35 | 1 |
| trans-1,4-Dichloro-2-butene | ND | | ug/kg | 5.1 | 1.4 | 1 |

| Tentatively Identified Compounds | | | | |
|---|---|---|---|---|
| Total TIC Compounds | 2.68 | J | ug/kg | 1 |
| Unknown | 2.68 | J | ug/kg | 1 |

| Surrogate | % Recovery | Qualifier | Acceptance Criteria |
|---|---|---|---|
| 1,2-Dichloroethane-d4 | 102 | | 70-130 |
| Toluene-d8 | 98 | | 70-130 |
| 4-Bromofluorobenzene | 99 | | 70-130 |
| Dibromofluoromethane | 103 | | 70-130 |

**Project Name:** NORTH MAIN STREET SITE **Lab Number:** L2305048

**Project Number:** 12814:3 **Report Date:** 02/20/23

## SAMPLE RESULTS

Lab ID: L2305048-02 Date Collected: 01/30/23 13:30
Client ID: SB-203 (2-3) Date Received: 01/30/23
Sample Location: 128-156 NORTH MAIN ST. PORT CHESTER NY Field Prep: Not Specified

Sample Depth:
Matrix: Soil
Analytical Method: 1,8260D
Analytical Date: 02/01/23 19:32
Analyst: AJK
Percent Solids: 91%

| Parameter | Result | Qualifier | Units | RL | MDL | Dilution Factor |
|---|---|---|---|---|---|---|
| Volatile Organics by EPA 5035 Low - Westborough Lab | | | | | | |
| Methylene chloride | ND | | ug/kg | 4.7 | 2.1 | 1 |
| 1,1-Dichloroethane | ND | | ug/kg | 0.93 | 0.14 | 1 |
| Chloroform | ND | | ug/kg | 1.4 | 0.13 | 1 |
| Carbon tetrachloride | ND | | ug/kg | 0.93 | 0.21 | 1 |
| 1,2-Dichloropropane | ND | | ug/kg | 0.93 | 0.12 | 1 |
| Dibromochloromethane | ND | | ug/kg | 0.93 | 0.13 | 1 |
| 1,1,2-Trichloroethane | ND | | ug/kg | 0.93 | 0.25 | 1 |
| Tetrachloroethene | ND | | ug/kg | 0.47 | 0.18 | 1 |
| Chlorobenzene | ND | | ug/kg | 0.47 | 0.12 | 1 |
| Trichlorofluoromethane | ND | | ug/kg | 3.7 | 0.65 | 1 |
| 1,2-Dichloroethane | ND | | ug/kg | 0.93 | 0.24 | 1 |
| 1,1,1-Trichloroethane | ND | | ug/kg | 0.47 | 0.16 | 1 |
| Bromodichloromethane | ND | | ug/kg | 0.47 | 0.10 | 1 |
| trans-1,3-Dichloropropene | ND | | ug/kg | 0.93 | 0.25 | 1 |
| cis-1,3-Dichloropropene | ND | | ug/kg | 0.47 | 0.15 | 1 |
| 1,3-Dichloropropene, Total | ND | | ug/kg | 0.47 | 0.15 | 1 |
| 1,1-Dichloropropene | ND | | ug/kg | 0.47 | 0.15 | 1 |
| Bromoform | ND | | ug/kg | 3.7 | 0.23 | 1 |
| 1,1,2,2-Tetrachloroethane | ND | | ug/kg | 0.47 | 0.16 | 1 |
| Benzene | ND | | ug/kg | 0.47 | 0.16 | 1 |
| Toluene | ND | | ug/kg | 0.93 | 0.51 | 1 |
| Ethylbenzene | ND | | ug/kg | 0.93 | 0.13 | 1 |
| Chloromethane | ND | | ug/kg | 3.7 | 0.87 | 1 |
| Bromomethane | ND | | ug/kg | 1.9 | 0.54 | 1 |
| Vinyl chloride | ND | | ug/kg | 0.93 | 0.31 | 1 |
| Chloroethane | ND | | ug/kg | 1.9 | 0.42 | 1 |
| 1,1-Dichloroethene | ND | | ug/kg | 0.93 | 0.22 | 1 |
| trans-1,2-Dichloroethene | ND | | ug/kg | 1.4 | 0.13 | 1 |

**Project Name:** NORTH MAIN STREET SITE **Lab Number:** L2305048

**Project Number:** 12814:3 **Report Date:** 02/20/23

## SAMPLE RESULTS

Lab ID: L2305048-02 Date Collected: 01/30/23 13:30

Client ID: SB-203 (2-3) Date Received: 01/30/23

Sample Location: 128-156 NORTH MAIN ST. PORT CHESTER NY Field Prep: Not Specified

Sample Depth:

| Parameter | Result | Qualifier | Units | RL | MDL | Dilution Factor |
|---|---|---|---|---|---|---|
| Volatile Organics by EPA 5035 Low - Westborough Lab | | | | | | |
| Trichloroethene | ND | | ug/kg | 0.47 | 0.13 | 1 |
| 1,2-Dichlorobenzene | ND | | ug/kg | 1.9 | 0.13 | 1 |
| 1,3-Dichlorobenzene | ND | | ug/kg | 1.9 | 0.14 | 1 |
| 1,4-Dichlorobenzene | ND | | ug/kg | 1.9 | 0.16 | 1 |
| Methyl tert butyl ether | ND | | ug/kg | 1.9 | 0.19 | 1 |
| p/m-Xylene | ND | | ug/kg | 1.9 | 0.52 | 1 |
| o-Xylene | ND | | ug/kg | 0.93 | 0.27 | 1 |
| Xylenes, Total | ND | | ug/kg | 0.93 | 0.27 | 1 |
| cis-1,2-Dichloroethene | ND | | ug/kg | 0.93 | 0.16 | 1 |
| 1,2-Dichloroethene, Total | ND | | ug/kg | 0.93 | 0.13 | 1 |
| Dibromomethane | ND | | ug/kg | 1.9 | 0.22 | 1 |
| Styrene | ND | | ug/kg | 0.93 | 0.18 | 1 |
| Dichlorodifluoromethane | ND | | ug/kg | 9.3 | 0.85 | 1 |
| Acetone | ND | | ug/kg | 9.3 | 4.5 | 1 |
| Carbon disulfide | ND | | ug/kg | 9.3 | 4.2 | 1 |
| 2-Butanone | ND | | ug/kg | 9.3 | 2.1 | 1 |
| Vinyl acetate | ND | | ug/kg | 9.3 | 2.0 | 1 |
| 4-Methyl-2-pentanone | ND | | ug/kg | 9.3 | 1.2 | 1 |
| 1,2,3-Trichloropropane | ND | | ug/kg | 1.9 | 0.12 | 1 |
| 2-Hexanone | ND | | ug/kg | 9.3 | 1.1 | 1 |
| Bromochloromethane | ND | | ug/kg | 1.9 | 0.19 | 1 |
| 2,2-Dichloropropane | ND | | ug/kg | 1.9 | 0.19 | 1 |
| 1,2-Dibromoethane | ND | | ug/kg | 0.93 | 0.26 | 1 |
| 1,3-Dichloropropane | ND | | ug/kg | 1.9 | 0.16 | 1 |
| 1,1,1,2-Tetrachloroethane | ND | | ug/kg | 0.47 | 0.12 | 1 |
| Bromobenzene | ND | | ug/kg | 1.9 | 0.14 | 1 |
| n-Butylbenzene | ND | | ug/kg | 0.93 | 0.16 | 1 |
| sec-Butylbenzene | ND | | ug/kg | 0.93 | 0.14 | 1 |
| tert-Butylbenzene | ND | | ug/kg | 1.9 | 0.11 | 1 |
| o-Chlorotoluene | ND | | ug/kg | 1.9 | 0.18 | 1 |
| p-Chlorotoluene | ND | | ug/kg | 1.9 | 0.10 | 1 |
| 1,2-Dibromo-3-chloropropane | ND | | ug/kg | 2.8 | 0.93 | 1 |
| Hexachlorobutadiene | ND | | ug/kg | 3.7 | 0.16 | 1 |
| Isopropylbenzene | ND | | ug/kg | 0.93 | 0.10 | 1 |
| p-Isopropyltoluene | ND | | ug/kg | 0.93 | 0.10 | 1 |
| Naphthalene | ND | | ug/kg | 3.7 | 0.61 | 1 |
| Acrylonitrile | ND | | ug/kg | 3.7 | 1.1 | 1 |

**Project Name:** NORTH MAIN STREET SITE **Lab Number:** L2305048

**Project Number:** 12814:3 **Report Date:** 02/20/23

## SAMPLE RESULTS

Lab ID: L2305048-02 Date Collected: 01/30/23 13:30

Client ID: SB-203 (2-3) Date Received: 01/30/23

Sample Location: 128-156 NORTH MAIN ST. PORT CHESTER NY Field Prep: Not Specified

Sample Depth:

| Parameter | Result | Qualifier | Units | RL | MDL | Dilution Factor |
|---|---|---|---|---|---|---|
| **Volatile Organics by EPA 5035 Low - Westborough Lab** | | | | | | |
| n-Propylbenzene | ND | | ug/kg | 0.93 | 0.16 | 1 |
| 1,2,3-Trichlorobenzene | ND | | ug/kg | 1.9 | 0.30 | 1 |
| 1,2,4-Trichlorobenzene | ND | | ug/kg | 1.9 | 0.25 | 1 |
| 1,3,5-Trimethylbenzene | ND | | ug/kg | 1.9 | 0.18 | 1 |
| 1,2,4-Trimethylbenzene | ND | | ug/kg | 1.9 | 0.31 | 1 |
| 1,4-Dioxane | ND | | ug/kg | 75 | 33. | 1 |
| p-Diethylbenzene | ND | | ug/kg | 1.9 | 0.16 | 1 |
| p-Ethyltoluene | ND | | ug/kg | 1.9 | 0.36 | 1 |
| 1,2,4,5-Tetramethylbenzene | ND | | ug/kg | 1.9 | 0.18 | 1 |
| Ethyl ether | ND | | ug/kg | 1.9 | 0.32 | 1 |
| trans-1,4-Dichloro-2-butene | ND | | ug/kg | 4.7 | 1.3 | 1 |
| **Tentatively Identified Compounds** | | | | | | |
| Total TIC Compounds | 2.36 | J | ug/kg | | | 1 |
| Unknown | 2.36 | J | ug/kg | | | 1 |

| Surrogate | % Recovery | Qualifier | Acceptance Criteria |
|---|---|---|---|
| 1,2-Dichloroethane-d4 | 101 | | 70-130 |
| Toluene-d8 | 96 | | 70-130 |
| 4-Bromofluorobenzene | 97 | | 70-130 |
| Dibromofluoromethane | 101 | | 70-130 |

**Project Name:** NORTH MAIN STREET SITE **Lab Number:** L2305048

**Project Number:** 12814:3 **Report Date:** 02/20/23

## SAMPLE RESULTS

Lab ID: L2305048-03 Date Collected: 01/30/23 09:00
Client ID: SB-211 (2-3) Date Received: 01/30/23
Sample Location: 128-156 NORTH MAIN ST. PORT CHESTER NY Field Prep: Not Specified

Sample Depth:
Matrix: Soil
Analytical Method: 1,8260D
Analytical Date: 02/01/23 20:00
Analyst: AJK
Percent Solids: 82%

| Parameter | Result | Qualifier | Units | RL | MDL | Dilution Factor |
|---|---|---|---|---|---|---|
| Volatile Organics by EPA 5035 Low - Westborough Lab | | | | | | |
| Methylene chloride | ND | | ug/kg | 6.5 | 3.0 | 1 |
| 1,1-Dichloroethane | ND | | ug/kg | 1.3 | 0.19 | 1 |
| Chloroform | 13 | | ug/kg | 1.9 | 0.18 | 1 |
| Carbon tetrachloride | ND | | ug/kg | 1.3 | 0.30 | 1 |
| 1,2-Dichloropropane | ND | | ug/kg | 1.3 | 0.16 | 1 |
| Dibromochloromethane | ND | | ug/kg | 1.3 | 0.18 | 1 |
| 1,1,2-Trichloroethane | ND | | ug/kg | 1.3 | 0.34 | 1 |
| Tetrachloroethene | ND | | ug/kg | 0.65 | 0.25 | 1 |
| Chlorobenzene | ND | | ug/kg | 0.65 | 0.16 | 1 |
| Trichlorofluoromethane | ND | | ug/kg | 5.2 | 0.90 | 1 |
| 1,2-Dichloroethane | ND | | ug/kg | 1.3 | 0.33 | 1 |
| 1,1,1-Trichloroethane | ND | | ug/kg | 0.65 | 0.22 | 1 |
| Bromodichloromethane | ND | | ug/kg | 0.65 | 0.14 | 1 |
| trans-1,3-Dichloropropene | ND | | ug/kg | 1.3 | 0.35 | 1 |
| cis-1,3-Dichloropropene | ND | | ug/kg | 0.65 | 0.20 | 1 |
| 1,3-Dichloropropene, Total | ND | | ug/kg | 0.65 | 0.20 | 1 |
| 1,1-Dichloropropene | ND | | ug/kg | 0.65 | 0.20 | 1 |
| Bromoform | ND | | ug/kg | 5.2 | 0.32 | 1 |
| 1,1,2,2-Tetrachloroethane | ND | | ug/kg | 0.65 | 0.21 | 1 |
| Benzene | ND | | ug/kg | 0.65 | 0.21 | 1 |
| Toluene | ND | | ug/kg | 1.3 | 0.70 | 1 |
| Ethylbenzene | ND | | ug/kg | 1.3 | 0.18 | 1 |
| Chloromethane | ND | | ug/kg | 5.2 | 1.2 | 1 |
| Bromomethane | ND | | ug/kg | 2.6 | 0.75 | 1 |
| Vinyl chloride | ND | | ug/kg | 1.3 | 0.43 | 1 |
| Chloroethane | ND | | ug/kg | 2.6 | 0.58 | 1 |
| 1,1-Dichloroethene | ND | | ug/kg | 1.3 | 0.31 | 1 |
| trans-1,2-Dichloroethene | ND | | ug/kg | 1.9 | 0.18 | 1 |

**Project Name:** NORTH MAIN STREET SITE **Lab Number:** L2305048

**Project Number:** 12814:3 **Report Date:** 02/20/23

## SAMPLE RESULTS

Lab ID: L2305048-03 Date Collected: 01/30/23 09:00

Client ID: SB-211 (2-3) Date Received: 01/30/23

Sample Location: 128-156 NORTH MAIN ST. PORT CHESTER NY Field Prep: Not Specified

Sample Depth:

| Parameter | Result | Qualifier | Units | RL | MDL | Dilution Factor |
|---|---|---|---|---|---|---|
| Volatile Organics by EPA 5035 Low - Westborough Lab | | | | | | |
| Trichloroethene | ND | | ug/kg | 0.65 | 0.18 | 1 |
| 1,2-Dichlorobenzene | ND | | ug/kg | 2.6 | 0.19 | 1 |
| 1,3-Dichlorobenzene | ND | | ug/kg | 2.6 | 0.19 | 1 |
| 1,4-Dichlorobenzene | ND | | ug/kg | 2.6 | 0.22 | 1 |
| Methyl tert butyl ether | ND | | ug/kg | 2.6 | 0.26 | 1 |
| p/m-Xylene | ND | | ug/kg | 2.6 | 0.72 | 1 |
| o-Xylene | ND | | ug/kg | 1.3 | 0.38 | 1 |
| Xylenes, Total | ND | | ug/kg | 1.3 | 0.38 | 1 |
| cis-1,2-Dichloroethene | ND | | ug/kg | 1.3 | 0.23 | 1 |
| 1,2-Dichloroethene, Total | ND | | ug/kg | 1.3 | 0.18 | 1 |
| Dibromomethane | ND | | ug/kg | 2.6 | 0.31 | 1 |
| Styrene | ND | | ug/kg | 1.3 | 0.25 | 1 |
| Dichlorodifluoromethane | ND | | ug/kg | 13 | 1.2 | 1 |
| Acetone | ND | | ug/kg | 13 | 6.2 | 1 |
| Carbon disulfide | ND | | ug/kg | 13 | 5.9 | 1 |
| 2-Butanone | ND | | ug/kg | 13 | 2.9 | 1 |
| Vinyl acetate | ND | | ug/kg | 13 | 2.8 | 1 |
| 4-Methyl-2-pentanone | ND | | ug/kg | 13 | 1.6 | 1 |
| 1,2,3-Trichloropropane | ND | | ug/kg | 2.6 | 0.16 | 1 |
| 2-Hexanone | ND | | ug/kg | 13 | 1.5 | 1 |
| Bromochloromethane | ND | | ug/kg | 2.6 | 0.26 | 1 |
| 2,2-Dichloropropane | ND | | ug/kg | 2.6 | 0.26 | 1 |
| 1,2-Dibromoethane | ND | | ug/kg | 1.3 | 0.36 | 1 |
| 1,3-Dichloropropane | ND | | ug/kg | 2.6 | 0.22 | 1 |
| 1,1,1,2-Tetrachloroethane | ND | | ug/kg | 0.65 | 0.17 | 1 |
| Bromobenzene | ND | | ug/kg | 2.6 | 0.19 | 1 |
| n-Butylbenzene | ND | | ug/kg | 1.3 | 0.22 | 1 |
| sec-Butylbenzene | ND | | ug/kg | 1.3 | 0.19 | 1 |
| tert-Butylbenzene | ND | | ug/kg | 2.6 | 0.15 | 1 |
| o-Chlorotoluene | ND | | ug/kg | 2.6 | 0.25 | 1 |
| p-Chlorotoluene | ND | | ug/kg | 2.6 | 0.14 | 1 |
| 1,2-Dibromo-3-chloropropane | ND | | ug/kg | 3.9 | 1.3 | 1 |
| Hexachlorobutadiene | ND | | ug/kg | 5.2 | 0.22 | 1 |
| Isopropylbenzene | ND | | ug/kg | 1.3 | 0.14 | 1 |
| p-Isopropyltoluene | ND | | ug/kg | 1.3 | 0.14 | 1 |
| Naphthalene | ND | | ug/kg | 5.2 | 0.84 | 1 |
| Acrylonitrile | ND | | ug/kg | 5.2 | 1.5 | 1 |

**Project Name:** NORTH MAIN STREET SITE **Lab Number:** L2305048

**Project Number:** 12814:3 **Report Date:** 02/20/23

## SAMPLE RESULTS

Lab ID: L2305048-03 Date Collected: 01/30/23 09:00

Client ID: SB-211 (2-3) Date Received: 01/30/23

Sample Location: 128-156 NORTH MAIN ST. PORT CHESTER NY Field Prep: Not Specified

Sample Depth:

| Parameter | Result | Qualifier | Units | RL | MDL | Dilution Factor |
|---|---|---|---|---|---|---|
| **Volatile Organics by EPA 5035 Low - Westborough Lab** | | | | | | |
| n-Propylbenzene | ND | | ug/kg | 1.3 | 0.22 | 1 |
| 1,2,3-Trichlorobenzene | ND | | ug/kg | 2.6 | 0.42 | 1 |
| 1,2,4-Trichlorobenzene | ND | | ug/kg | 2.6 | 0.35 | 1 |
| 1,3,5-Trimethylbenzene | ND | | ug/kg | 2.6 | 0.25 | 1 |
| 1,2,4-Trimethylbenzene | ND | | ug/kg | 2.6 | 0.43 | 1 |
| 1,4-Dioxane | ND | | ug/kg | 100 | 45. | 1 |
| p-Diethylbenzene | ND | | ug/kg | 2.6 | 0.23 | 1 |
| p-Ethyltoluene | ND | | ug/kg | 2.6 | 0.50 | 1 |
| 1,2,4,5-Tetramethylbenzene | ND | | ug/kg | 2.6 | 0.25 | 1 |
| Ethyl ether | ND | | ug/kg | 2.6 | 0.44 | 1 |
| trans-1,4-Dichloro-2-butene | ND | | ug/kg | 6.5 | 1.8 | 1 |

Tentatively Identified Compounds

| | | | | |
|---|---|---|---|---|
| Total TIC Compounds | 3.74 | J | ug/kg | 1 |
| Unknown | 3.74 | J | ug/kg | 1 |

| Surrogate | % Recovery | Qualifier | Acceptance Criteria |
|---|---|---|---|
| 1,2-Dichloroethane-d4 | 102 | | 70-130 |
| Toluene-d8 | 102 | | 70-130 |
| 4-Bromofluorobenzene | 107 | | 70-130 |
| Dibromofluoromethane | 103 | | 70-130 |

**Project Name:** NORTH MAIN STREET SITE **Lab Number:** L2305048

**Project Number:** 12814:3 **Report Date:** 02/20/23

## SAMPLE RESULTS

Lab ID: L2305048-04
Client ID: SB-212 (1.5-2.5)
Sample Location: 128-156 NORTH MAIN ST. PORT CHESTER NY

Date Collected: 01/30/23 09:30
Date Received: 01/30/23
Field Prep: Not Specified

Sample Depth:
Matrix: Soil
Analytical Method: 1,8260D
Analytical Date: 02/01/23 20:27
Analyst: AJK
Percent Solids: 75%

| Parameter | Result | Qualifier | Units | RL | MDL | Dilution Factor |
|---|---|---|---|---|---|---|
| **Volatile Organics by EPA 5035 Low - Westborough Lab** | | | | | | |
| Methylene chloride | ND | | ug/kg | 5.3 | 2.4 | 1 |
| 1,1-Dichloroethane | ND | | ug/kg | 1.0 | 0.15 | 1 |
| Chloroform | 0.33 | J | ug/kg | 1.6 | 0.15 | 1 |
| Carbon tetrachloride | ND | | ug/kg | 1.0 | 0.24 | 1 |
| 1,2-Dichloropropane | ND | | ug/kg | 1.0 | 0.13 | 1 |
| Dibromochloromethane | ND | | ug/kg | 1.0 | 0.15 | 1 |
| 1,1,2-Trichloroethane | ND | | ug/kg | 1.0 | 0.28 | 1 |
| Tetrachloroethene | ND | | ug/kg | 0.53 | 0.21 | 1 |
| Chlorobenzene | ND | | ug/kg | 0.53 | 0.13 | 1 |
| Trichlorofluoromethane | ND | | ug/kg | 4.2 | 0.73 | 1 |
| 1,2-Dichloroethane | ND | | ug/kg | 1.0 | 0.27 | 1 |
| 1,1,1-Trichloroethane | ND | | ug/kg | 0.53 | 0.18 | 1 |
| Bromodichloromethane | ND | | ug/kg | 0.53 | 0.12 | 1 |
| trans-1,3-Dichloropropene | ND | | ug/kg | 1.0 | 0.29 | 1 |
| cis-1,3-Dichloropropene | ND | | ug/kg | 0.53 | 0.17 | 1 |
| 1,3-Dichloropropene, Total | ND | | ug/kg | 0.53 | 0.17 | 1 |
| 1,1-Dichloropropene | ND | | ug/kg | 0.53 | 0.17 | 1 |
| Bromoform | ND | | ug/kg | 4.2 | 0.26 | 1 |
| 1,1,2,2-Tetrachloroethane | ND | | ug/kg | 0.53 | 0.18 | 1 |
| Benzene | ND | | ug/kg | 0.53 | 0.18 | 1 |
| Toluene | ND | | ug/kg | 1.0 | 0.57 | 1 |
| Ethylbenzene | ND | | ug/kg | 1.0 | 0.15 | 1 |
| Chloromethane | ND | | ug/kg | 4.2 | 0.98 | 1 |
| Bromomethane | ND | | ug/kg | 2.1 | 0.61 | 1 |
| Vinyl chloride | ND | | ug/kg | 1.0 | 0.35 | 1 |
| Chloroethane | ND | | ug/kg | 2.1 | 0.48 | 1 |
| 1,1-Dichloroethene | ND | | ug/kg | 1.0 | 0.25 | 1 |
| trans-1,2-Dichloroethene | ND | | ug/kg | 1.6 | 0.14 | 1 |

**Project Name:** NORTH MAIN STREET SITE **Lab Number:** L2305048

**Project Number:** 12814:3 **Report Date:** 02/20/23

## SAMPLE RESULTS

Lab ID: L2305048-04 Date Collected: 01/30/23 09:30

Client ID: SB-212 (1.5-2.5) Date Received: 01/30/23

Sample Location: 128-156 NORTH MAIN ST. PORT CHESTER NY Field Prep: Not Specified

Sample Depth:

| Parameter | Result | Qualifier | Units | RL | MDL | Dilution Factor |
|---|---|---|---|---|---|---|
| Volatile Organics by EPA 5035 Low - Westborough Lab | | | | | | |
| Trichloroethene | ND | | ug/kg | 0.53 | 0.14 | 1 |
| 1,2-Dichlorobenzene | ND | | ug/kg | 2.1 | 0.15 | 1 |
| 1,3-Dichlorobenzene | ND | | ug/kg | 2.1 | 0.16 | 1 |
| 1,4-Dichlorobenzene | ND | | ug/kg | 2.1 | 0.18 | 1 |
| Methyl tert butyl ether | ND | | ug/kg | 2.1 | 0.21 | 1 |
| p/m-Xylene | ND | | ug/kg | 2.1 | 0.59 | 1 |
| o-Xylene | ND | | ug/kg | 1.0 | 0.31 | 1 |
| Xylenes, Total | ND | | ug/kg | 1.0 | 0.31 | 1 |
| cis-1,2-Dichloroethene | ND | | ug/kg | 1.0 | 0.18 | 1 |
| 1,2-Dichloroethene, Total | ND | | ug/kg | 1.0 | 0.14 | 1 |
| Dibromomethane | ND | | ug/kg | 2.1 | 0.25 | 1 |
| Styrene | ND | | ug/kg | 1.0 | 0.21 | 1 |
| Dichlorodifluoromethane | ND | | ug/kg | 10 | 0.96 | 1 |
| Acetone | ND | | ug/kg | 10 | 5.1 | 1 |
| Carbon disulfide | ND | | ug/kg | 10 | 4.8 | 1 |
| 2-Butanone | ND | | ug/kg | 10 | 2.3 | 1 |
| Vinyl acetate | ND | | ug/kg | 10 | 2.3 | 1 |
| 4-Methyl-2-pentanone | ND | | ug/kg | 10 | 1.4 | 1 |
| 1,2,3-Trichloropropane | ND | | ug/kg | 2.1 | 0.13 | 1 |
| 2-Hexanone | ND | | ug/kg | 10 | 1.2 | 1 |
| Bromochloromethane | ND | | ug/kg | 2.1 | 0.22 | 1 |
| 2,2-Dichloropropane | ND | | ug/kg | 2.1 | 0.21 | 1 |
| 1,2-Dibromoethane | ND | | ug/kg | 1.0 | 0.29 | 1 |
| 1,3-Dichloropropane | ND | | ug/kg | 2.1 | 0.18 | 1 |
| 1,1,1,2-Tetrachloroethane | ND | | ug/kg | 0.53 | 0.14 | 1 |
| Bromobenzene | ND | | ug/kg | 2.1 | 0.15 | 1 |
| n-Butylbenzene | ND | | ug/kg | 1.0 | 0.18 | 1 |
| sec-Butylbenzene | ND | | ug/kg | 1.0 | 0.15 | 1 |
| tert-Butylbenzene | ND | | ug/kg | 2.1 | 0.12 | 1 |
| o-Chlorotoluene | ND | | ug/kg | 2.1 | 0.20 | 1 |
| p-Chlorotoluene | ND | | ug/kg | 2.1 | 0.11 | 1 |
| 1,2-Dibromo-3-chloropropane | ND | | ug/kg | 3.2 | 1.0 | 1 |
| Hexachlorobutadiene | ND | | ug/kg | 4.2 | 0.18 | 1 |
| Isopropylbenzene | ND | | ug/kg | 1.0 | 0.12 | 1 |
| p-Isopropyltoluene | ND | | ug/kg | 1.0 | 0.12 | 1 |
| Naphthalene | ND | | ug/kg | 4.2 | 0.69 | 1 |
| Acrylonitrile | ND | | ug/kg | 4.2 | 1.2 | 1 |

**Project Name:** NORTH MAIN STREET SITE **Lab Number:** L2305048

**Project Number:** 12814:3 **Report Date:** 02/20/23

## SAMPLE RESULTS

Lab ID: L2305048-04 Date Collected: 01/30/23 09:30

Client ID: SB-212 (1.5-2.5) Date Received: 01/30/23

Sample Location: 128-156 NORTH MAIN ST. PORT CHESTER NY Field Prep: Not Specified

Sample Depth:

| Parameter | Result | Qualifier | Units | RL | MDL | Dilution Factor |
|---|---|---|---|---|---|---|
| **Volatile Organics by EPA 5035 Low - Westborough Lab** | | | | | | |
| n-Propylbenzene | ND | | ug/kg | 1.0 | 0.18 | 1 |
| 1,2,3-Trichlorobenzene | ND | | ug/kg | 2.1 | 0.34 | 1 |
| 1,2,4-Trichlorobenzene | ND | | ug/kg | 2.1 | 0.29 | 1 |
| 1,3,5-Trimethylbenzene | ND | | ug/kg | 2.1 | 0.20 | 1 |
| 1,2,4-Trimethylbenzene | ND | | ug/kg | 2.1 | 0.35 | 1 |
| 1,4-Dioxane | ND | | ug/kg | 84 | 37. | 1 |
| p-Diethylbenzene | ND | | ug/kg | 2.1 | 0.19 | 1 |
| p-Ethyltoluene | ND | | ug/kg | 2.1 | 0.40 | 1 |
| 1,2,4,5-Tetramethylbenzene | ND | | ug/kg | 2.1 | 0.20 | 1 |
| Ethyl ether | ND | | ug/kg | 2.1 | 0.36 | 1 |
| trans-1,4-Dichloro-2-butene | ND | | ug/kg | 5.3 | 1.5 | 1 |

Tentatively Identified Compounds

| | | | |
|---|---|---|---|
| No Tentatively Identified Compounds | ND | ug/kg | 1 |

| Surrogate | % Recovery | Qualifier | Acceptance Criteria |
|---|---|---|---|
| 1,2-Dichloroethane-d4 | 102 | | 70-130 |
| Toluene-d8 | 97 | | 70-130 |
| 4-Bromofluorobenzene | 101 | | 70-130 |
| Dibromofluoromethane | 104 | | 70-130 |

**Project Name:** NORTH MAIN STREET SITE **Lab Number:** L2305048

**Project Number:** 12814:3 **Report Date:** 02/20/23

## SAMPLE RESULTS

Lab ID: L2305048-05 Date Collected: 01/30/23 08:00
Client ID: SB-213 (4.5-5.5) Date Received: 01/30/23
Sample Location: 128-156 NORTH MAIN ST. PORT CHESTER NY Field Prep: Not Specified

Sample Depth:
Matrix: Soil
Analytical Method: 1,8260D
Analytical Date: 02/01/23 20:55
Analyst: AJK
Percent Solids: 90%

| Parameter | Result | Qualifier | Units | RL | MDL | Dilution Factor |
|---|---|---|---|---|---|---|
| Volatile Organics by EPA 5035 Low - Westborough Lab | | | | | | |
| Methylene chloride | ND | | ug/kg | 5.0 | 2.3 | 1 |
| 1,1-Dichloroethane | ND | | ug/kg | 1.0 | 0.14 | 1 |
| Chloroform | ND | | ug/kg | 1.5 | 0.14 | 1 |
| Carbon tetrachloride | ND | | ug/kg | 1.0 | 0.23 | 1 |
| 1,2-Dichloropropane | ND | | ug/kg | 1.0 | 0.12 | 1 |
| Dibromochloromethane | ND | | ug/kg | 1.0 | 0.14 | 1 |
| 1,1,2-Trichloroethane | ND | | ug/kg | 1.0 | 0.27 | 1 |
| Tetrachloroethene | ND | | ug/kg | 0.50 | 0.20 | 1 |
| Chlorobenzene | ND | | ug/kg | 0.50 | 0.13 | 1 |
| Trichlorofluoromethane | ND | | ug/kg | 4.0 | 0.70 | 1 |
| 1,2-Dichloroethane | ND | | ug/kg | 1.0 | 0.26 | 1 |
| 1,1,1-Trichloroethane | ND | | ug/kg | 0.50 | 0.17 | 1 |
| Bromodichloromethane | ND | | ug/kg | 0.50 | 0.11 | 1 |
| trans-1,3-Dichloropropene | ND | | ug/kg | 1.0 | 0.27 | 1 |
| cis-1,3-Dichloropropene | ND | | ug/kg | 0.50 | 0.16 | 1 |
| 1,3-Dichloropropene, Total | ND | | ug/kg | 0.50 | 0.16 | 1 |
| 1,1-Dichloropropene | ND | | ug/kg | 0.50 | 0.16 | 1 |
| Bromoform | ND | | ug/kg | 4.0 | 0.25 | 1 |
| 1,1,2,2-Tetrachloroethane | ND | | ug/kg | 0.50 | 0.17 | 1 |
| Benzene | ND | | ug/kg | 0.50 | 0.17 | 1 |
| Toluene | ND | | ug/kg | 1.0 | 0.54 | 1 |
| Ethylbenzene | ND | | ug/kg | 1.0 | 0.14 | 1 |
| Chloromethane | ND | | ug/kg | 4.0 | 0.93 | 1 |
| Bromomethane | ND | | ug/kg | 2.0 | 0.58 | 1 |
| Vinyl chloride | ND | | ug/kg | 1.0 | 0.34 | 1 |
| Chloroethane | ND | | ug/kg | 2.0 | 0.45 | 1 |
| 1,1-Dichloroethene | ND | | ug/kg | 1.0 | 0.24 | 1 |
| trans-1,2-Dichloroethene | ND | | ug/kg | 1.5 | 0.14 | 1 |

**Project Name:** NORTH MAIN STREET SITE **Lab Number:** L2305048

**Project Number:** 12814:3 **Report Date:** 02/20/23

## SAMPLE RESULTS

Lab ID: L2305048-05 Date Collected: 01/30/23 08:00

Client ID: SB-213 (4.5-5.5) Date Received: 01/30/23

Sample Location: 128-156 NORTH MAIN ST. PORT CHESTER NY Field Prep: Not Specified

Sample Depth:

| Parameter | Result | Qualifier | Units | RL | MDL | Dilution Factor |
|---|---|---|---|---|---|---|
| Volatile Organics by EPA 5035 Low - Westborough Lab | | | | | | |
| Trichloroethene | ND | | ug/kg | 0.50 | 0.14 | 1 |
| 1,2-Dichlorobenzene | ND | | ug/kg | 2.0 | 0.14 | 1 |
| 1,3-Dichlorobenzene | ND | | ug/kg | 2.0 | 0.15 | 1 |
| 1,4-Dichlorobenzene | ND | | ug/kg | 2.0 | 0.17 | 1 |
| Methyl tert butyl ether | ND | | ug/kg | 2.0 | 0.20 | 1 |
| p/m-Xylene | ND | | ug/kg | 2.0 | 0.56 | 1 |
| o-Xylene | ND | | ug/kg | 1.0 | 0.29 | 1 |
| Xylenes, Total | ND | | ug/kg | 1.0 | 0.29 | 1 |
| cis-1,2-Dichloroethene | ND | | ug/kg | 1.0 | 0.18 | 1 |
| 1,2-Dichloroethene, Total | ND | | ug/kg | 1.0 | 0.14 | 1 |
| Dibromomethane | ND | | ug/kg | 2.0 | 0.24 | 1 |
| Styrene | ND | | ug/kg | 1.0 | 0.20 | 1 |
| Dichlorodifluoromethane | ND | | ug/kg | 10 | 0.92 | 1 |
| Acetone | ND | | ug/kg | 10 | 4.8 | 1 |
| Carbon disulfide | ND | | ug/kg | 10 | 4.6 | 1 |
| 2-Butanone | ND | | ug/kg | 10 | 2.2 | 1 |
| Vinyl acetate | ND | | ug/kg | 10 | 2.2 | 1 |
| 4-Methyl-2-pentanone | ND | | ug/kg | 10 | 1.3 | 1 |
| 1,2,3-Trichloropropane | ND | | ug/kg | 2.0 | 0.13 | 1 |
| 2-Hexanone | ND | | ug/kg | 10 | 1.2 | 1 |
| Bromochloromethane | ND | | ug/kg | 2.0 | 0.20 | 1 |
| 2,2-Dichloropropane | ND | | ug/kg | 2.0 | 0.20 | 1 |
| 1,2-Dibromoethane | ND | | ug/kg | 1.0 | 0.28 | 1 |
| 1,3-Dichloropropane | ND | | ug/kg | 2.0 | 0.17 | 1 |
| 1,1,1,2-Tetrachloroethane | ND | | ug/kg | 0.50 | 0.13 | 1 |
| Bromobenzene | ND | | ug/kg | 2.0 | 0.14 | 1 |
| n-Butylbenzene | ND | | ug/kg | 1.0 | 0.17 | 1 |
| sec-Butylbenzene | ND | | ug/kg | 1.0 | 0.15 | 1 |
| tert-Butylbenzene | ND | | ug/kg | 2.0 | 0.12 | 1 |
| o-Chlorotoluene | ND | | ug/kg | 2.0 | 0.19 | 1 |
| p-Chlorotoluene | ND | | ug/kg | 2.0 | 0.11 | 1 |
| 1,2-Dibromo-3-chloropropane | ND | | ug/kg | 3.0 | 1.0 | 1 |
| Hexachlorobutadiene | ND | | ug/kg | 4.0 | 0.17 | 1 |
| Isopropylbenzene | ND | | ug/kg | 1.0 | 0.11 | 1 |
| p-Isopropyltoluene | ND | | ug/kg | 1.0 | 0.11 | 1 |
| Naphthalene | ND | | ug/kg | 4.0 | 0.65 | 1 |
| Acrylonitrile | ND | | ug/kg | 4.0 | 1.2 | 1 |

**Project Name:** NORTH MAIN STREET SITE **Lab Number:** L2305048

**Project Number:** 12814:3 **Report Date:** 02/20/23

## SAMPLE RESULTS

Lab ID: L2305048-05 Date Collected: 01/30/23 08:00

Client ID: SB-213 (4.5-5.5) Date Received: 01/30/23

Sample Location: 128-156 NORTH MAIN ST. PORT CHESTER NY Field Prep: Not Specified

Sample Depth:

| Parameter | Result | Qualifier | Units | RL | MDL | Dilution Factor |
|---|---|---|---|---|---|---|
| **Volatile Organics by EPA 5035 Low - Westborough Lab** | | | | | | |
| n-Propylbenzene | ND | | ug/kg | 1.0 | 0.17 | 1 |
| 1,2,3-Trichlorobenzene | ND | | ug/kg | 2.0 | 0.32 | 1 |
| 1,2,4-Trichlorobenzene | ND | | ug/kg | 2.0 | 0.27 | 1 |
| 1,3,5-Trimethylbenzene | ND | | ug/kg | 2.0 | 0.19 | 1 |
| 1,2,4-Trimethylbenzene | ND | | ug/kg | 2.0 | 0.33 | 1 |
| 1,4-Dioxane | ND | | ug/kg | 80 | 35. | 1 |
| p-Diethylbenzene | ND | | ug/kg | 2.0 | 0.18 | 1 |
| p-Ethyltoluene | ND | | ug/kg | 2.0 | 0.38 | 1 |
| 1,2,4,5-Tetramethylbenzene | ND | | ug/kg | 2.0 | 0.19 | 1 |
| Ethyl ether | ND | | ug/kg | 2.0 | 0.34 | 1 |
| trans-1,4-Dichloro-2-butene | ND | | ug/kg | 5.0 | 1.4 | 1 |

| Tentatively Identified Compounds | | | | |
|---|---|---|---|---|
| Total TIC Compounds | 2.80 | J | ug/kg | 1 |
| Unknown | 2.80 | J | ug/kg | 1 |

| Surrogate | % Recovery | Qualifier | Acceptance Criteria |
|---|---|---|---|
| 1,2-Dichloroethane-d4 | 101 | | 70-130 |
| Toluene-d8 | 97 | | 70-130 |
| 4-Bromofluorobenzene | 100 | | 70-130 |
| Dibromofluoromethane | 105 | | 70-130 |

**Project Name:** NORTH MAIN STREET SITE **Lab Number:** L2305048

**Project Number:** 12814:3 **Report Date:** 02/20/23

## SAMPLE RESULTS

Lab ID: L2305048-06 Date Collected: 01/30/23 10:15
Client ID: SB-214 (2.5-3.5) Date Received: 01/30/23
Sample Location: 128-156 NORTH MAIN ST. PORT CHESTER NY Field Prep: Not Specified

Sample Depth:
Matrix: Soil
Analytical Method: 1,8260D
Analytical Date: 02/01/23 21:22
Analyst: AJK
Percent Solids: 92%

| Parameter | Result | Qualifier | Units | RL | MDL | Dilution Factor |
|---|---|---|---|---|---|---|
| Volatile Organics by EPA 5035 Low - Westborough Lab | | | | | | |
| Methylene chloride | ND | | ug/kg | 4.8 | 2.2 | 1 |
| 1,1-Dichloroethane | ND | | ug/kg | 0.96 | 0.14 | 1 |
| Chloroform | ND | | ug/kg | 1.4 | 0.13 | 1 |
| Carbon tetrachloride | ND | | ug/kg | 0.96 | 0.22 | 1 |
| 1,2-Dichloropropane | ND | | ug/kg | 0.96 | 0.12 | 1 |
| Dibromochloromethane | ND | | ug/kg | 0.96 | 0.13 | 1 |
| 1,1,2-Trichloroethane | ND | | ug/kg | 0.96 | 0.26 | 1 |
| Tetrachloroethene | ND | | ug/kg | 0.48 | 0.19 | 1 |
| Chlorobenzene | ND | | ug/kg | 0.48 | 0.12 | 1 |
| Trichlorofluoromethane | ND | | ug/kg | 3.8 | 0.67 | 1 |
| 1,2-Dichloroethane | ND | | ug/kg | 0.96 | 0.25 | 1 |
| 1,1,1-Trichloroethane | ND | | ug/kg | 0.48 | 0.16 | 1 |
| Bromodichloromethane | ND | | ug/kg | 0.48 | 0.10 | 1 |
| trans-1,3-Dichloropropene | ND | | ug/kg | 0.96 | 0.26 | 1 |
| cis-1,3-Dichloropropene | ND | | ug/kg | 0.48 | 0.15 | 1 |
| 1,3-Dichloropropene, Total | ND | | ug/kg | 0.48 | 0.15 | 1 |
| 1,1-Dichloropropene | ND | | ug/kg | 0.48 | 0.15 | 1 |
| Bromoform | ND | | ug/kg | 3.8 | 0.24 | 1 |
| 1,1,2,2-Tetrachloroethane | ND | | ug/kg | 0.48 | 0.16 | 1 |
| Benzene | ND | | ug/kg | 0.48 | 0.16 | 1 |
| Toluene | ND | | ug/kg | 0.96 | 0.52 | 1 |
| Ethylbenzene | ND | | ug/kg | 0.96 | 0.14 | 1 |
| Chloromethane | ND | | ug/kg | 3.8 | 0.90 | 1 |
| Bromomethane | ND | | ug/kg | 1.9 | 0.56 | 1 |
| Vinyl chloride | ND | | ug/kg | 0.96 | 0.32 | 1 |
| Chloroethane | ND | | ug/kg | 1.9 | 0.43 | 1 |
| 1,1-Dichloroethene | ND | | ug/kg | 0.96 | 0.23 | 1 |
| trans-1,2-Dichloroethene | ND | | ug/kg | 1.4 | 0.13 | 1 |

**Project Name:** NORTH MAIN STREET SITE **Lab Number:** L2305048

**Project Number:** 12814:3 **Report Date:** 02/20/23

## SAMPLE RESULTS

Lab ID: L2305048-06 Date Collected: 01/30/23 10:15

Client ID: SB-214 (2.5-3.5) Date Received: 01/30/23

Sample Location: 128-156 NORTH MAIN ST. PORT CHESTER NY Field Prep: Not Specified

Sample Depth:

| Parameter | Result | Qualifier | Units | RL | MDL | Dilution Factor |
|---|---|---|---|---|---|---|
| Volatile Organics by EPA 5035 Low - Westborough Lab | | | | | | |
| Trichloroethene | ND | | ug/kg | 0.48 | 0.13 | 1 |
| 1,2-Dichlorobenzene | ND | | ug/kg | 1.9 | 0.14 | 1 |
| 1,3-Dichlorobenzene | ND | | ug/kg | 1.9 | 0.14 | 1 |
| 1,4-Dichlorobenzene | ND | | ug/kg | 1.9 | 0.16 | 1 |
| Methyl tert butyl ether | ND | | ug/kg | 1.9 | 0.19 | 1 |
| p/m-Xylene | ND | | ug/kg | 1.9 | 0.54 | 1 |
| o-Xylene | ND | | ug/kg | 0.96 | 0.28 | 1 |
| Xylenes, Total | ND | | ug/kg | 0.96 | 0.28 | 1 |
| cis-1,2-Dichloroethene | ND | | ug/kg | 0.96 | 0.17 | 1 |
| 1,2-Dichloroethene, Total | ND | | ug/kg | 0.96 | 0.13 | 1 |
| Dibromomethane | ND | | ug/kg | 1.9 | 0.23 | 1 |
| Styrene | ND | | ug/kg | 0.96 | 0.19 | 1 |
| Dichlorodifluoromethane | ND | | ug/kg | 9.6 | 0.88 | 1 |
| Acetone | ND | | ug/kg | 9.6 | 4.6 | 1 |
| Carbon disulfide | ND | | ug/kg | 9.6 | 4.4 | 1 |
| 2-Butanone | ND | | ug/kg | 9.6 | 2.1 | 1 |
| Vinyl acetate | ND | | ug/kg | 9.6 | 2.1 | 1 |
| 4-Methyl-2-pentanone | ND | | ug/kg | 9.6 | 1.2 | 1 |
| 1,2,3-Trichloropropane | ND | | ug/kg | 1.9 | 0.12 | 1 |
| 2-Hexanone | ND | | ug/kg | 9.6 | 1.1 | 1 |
| Bromochloromethane | ND | | ug/kg | 1.9 | 0.20 | 1 |
| 2,2-Dichloropropane | ND | | ug/kg | 1.9 | 0.19 | 1 |
| 1,2-Dibromoethane | ND | | ug/kg | 0.96 | 0.27 | 1 |
| 1,3-Dichloropropane | ND | | ug/kg | 1.9 | 0.16 | 1 |
| 1,1,1,2-Tetrachloroethane | ND | | ug/kg | 0.48 | 0.13 | 1 |
| Bromobenzene | ND | | ug/kg | 1.9 | 0.14 | 1 |
| n-Butylbenzene | ND | | ug/kg | 0.96 | 0.16 | 1 |
| sec-Butylbenzene | ND | | ug/kg | 0.96 | 0.14 | 1 |
| tert-Butylbenzene | ND | | ug/kg | 1.9 | 0.11 | 1 |
| o-Chlorotoluene | ND | | ug/kg | 1.9 | 0.18 | 1 |
| p-Chlorotoluene | ND | | ug/kg | 1.9 | 0.10 | 1 |
| 1,2-Dibromo-3-chloropropane | ND | | ug/kg | 2.9 | 0.96 | 1 |
| Hexachlorobutadiene | ND | | ug/kg | 3.8 | 0.16 | 1 |
| Isopropylbenzene | ND | | ug/kg | 0.96 | 0.10 | 1 |
| p-Isopropyltoluene | ND | | ug/kg | 0.96 | 0.10 | 1 |
| Naphthalene | ND | | ug/kg | 3.8 | 0.62 | 1 |
| Acrylonitrile | ND | | ug/kg | 3.8 | 1.1 | 1 |

**Project Name:** NORTH MAIN STREET SITE **Lab Number:** L2305048

**Project Number:** 12814:3 **Report Date:** 02/20/23

## SAMPLE RESULTS

Lab ID: L2305048-06 Date Collected: 01/30/23 10:15

Client ID: SB-214 (2.5-3.5) Date Received: 01/30/23

Sample Location: 128-156 NORTH MAIN ST. PORT CHESTER NY Field Prep: Not Specified

Sample Depth:

| Parameter | Result | Qualifier | Units | RL | MDL | Dilution Factor |
|---|---|---|---|---|---|---|
| **Volatile Organics by EPA 5035 Low - Westborough Lab** | | | | | | |
| n-Propylbenzene | ND | | ug/kg | 0.96 | 0.16 | 1 |
| 1,2,3-Trichlorobenzene | ND | | ug/kg | 1.9 | 0.31 | 1 |
| 1,2,4-Trichlorobenzene | ND | | ug/kg | 1.9 | 0.26 | 1 |
| 1,3,5-Trimethylbenzene | ND | | ug/kg | 1.9 | 0.18 | 1 |
| 1,2,4-Trimethylbenzene | ND | | ug/kg | 1.9 | 0.32 | 1 |
| 1,4-Dioxane | ND | | ug/kg | 77 | 34. | 1 |
| p-Diethylbenzene | ND | | ug/kg | 1.9 | 0.17 | 1 |
| p-Ethyltoluene | ND | | ug/kg | 1.9 | 0.37 | 1 |
| 1,2,4,5-Tetramethylbenzene | ND | | ug/kg | 1.9 | 0.18 | 1 |
| Ethyl ether | ND | | ug/kg | 1.9 | 0.33 | 1 |
| trans-1,4-Dichloro-2-butene | ND | | ug/kg | 4.8 | 1.4 | 1 |

Tentatively Identified Compounds

| | | | |
|---|---|---|---|
| No Tentatively Identified Compounds | ND | ug/kg | 1 |

| Surrogate | % Recovery | Qualifier | Acceptance Criteria |
|---|---|---|---|
| 1,2-Dichloroethane-d4 | 104 | | 70-130 |
| Toluene-d8 | 97 | | 70-130 |
| 4-Bromofluorobenzene | 100 | | 70-130 |
| Dibromofluoromethane | 104 | | 70-130 |

**Project Name:** NORTH MAIN STREET SITE **Lab Number:** L2305048

**Project Number:** 12814:3 **Report Date:** 02/20/23

## SAMPLE RESULTS

Lab ID: L2305048-07 Date Collected: 01/30/23 10:45
Client ID: SB-215 (1-2) Date Received: 01/30/23
Sample Location: 128-156 NORTH MAIN ST. PORT CHESTER NY Field Prep: Not Specified

Sample Depth:
Matrix: Soil
Analytical Method: 1,8260D
Analytical Date: 02/01/23 21:50
Analyst: AJK
Percent Solids: 92%

| Parameter | Result | Qualifier | Units | RL | MDL | Dilution Factor |
|---|---|---|---|---|---|---|
| Volatile Organics by EPA 5035 Low - Westborough Lab | | | | | | |
| Methylene chloride | ND | | ug/kg | 4.6 | 2.1 | 1 |
| 1,1-Dichloroethane | ND | | ug/kg | 0.91 | 0.13 | 1 |
| Chloroform | ND | | ug/kg | 1.4 | 0.13 | 1 |
| Carbon tetrachloride | ND | | ug/kg | 0.91 | 0.21 | 1 |
| 1,2-Dichloropropane | ND | | ug/kg | 0.91 | 0.11 | 1 |
| Dibromochloromethane | ND | | ug/kg | 0.91 | 0.13 | 1 |
| 1,1,2-Trichloroethane | ND | | ug/kg | 0.91 | 0.24 | 1 |
| Tetrachloroethene | ND | | ug/kg | 0.46 | 0.18 | 1 |
| Chlorobenzene | ND | | ug/kg | 0.46 | 0.12 | 1 |
| Trichlorofluoromethane | ND | | ug/kg | 3.6 | 0.63 | 1 |
| 1,2-Dichloroethane | ND | | ug/kg | 0.91 | 0.23 | 1 |
| 1,1,1-Trichloroethane | ND | | ug/kg | 0.46 | 0.15 | 1 |
| Bromodichloromethane | ND | | ug/kg | 0.46 | 0.10 | 1 |
| trans-1,3-Dichloropropene | ND | | ug/kg | 0.91 | 0.25 | 1 |
| cis-1,3-Dichloropropene | ND | | ug/kg | 0.46 | 0.14 | 1 |
| 1,3-Dichloropropene, Total | ND | | ug/kg | 0.46 | 0.14 | 1 |
| 1,1-Dichloropropene | ND | | ug/kg | 0.46 | 0.14 | 1 |
| Bromoform | ND | | ug/kg | 3.6 | 0.22 | 1 |
| 1,1,2,2-Tetrachloroethane | ND | | ug/kg | 0.46 | 0.15 | 1 |
| Benzene | ND | | ug/kg | 0.46 | 0.15 | 1 |
| Toluene | ND | | ug/kg | 0.91 | 0.50 | 1 |
| Ethylbenzene | ND | | ug/kg | 0.91 | 0.13 | 1 |
| Chloromethane | ND | | ug/kg | 3.6 | 0.85 | 1 |
| Bromomethane | ND | | ug/kg | 1.8 | 0.53 | 1 |
| Vinyl chloride | ND | | ug/kg | 0.91 | 0.30 | 1 |
| Chloroethane | ND | | ug/kg | 1.8 | 0.41 | 1 |
| 1,1-Dichloroethene | ND | | ug/kg | 0.91 | 0.22 | 1 |
| trans-1,2-Dichloroethene | ND | | ug/kg | 1.4 | 0.12 | 1 |

**Project Name:** NORTH MAIN STREET SITE **Lab Number:** L2305048

**Project Number:** 12814:3 **Report Date:** 02/20/23

## SAMPLE RESULTS

Lab ID: L2305048-07 Date Collected: 01/30/23 10:45

Client ID: SB-215 (1-2) Date Received: 01/30/23

Sample Location: 128-156 NORTH MAIN ST. PORT CHESTER NY Field Prep: Not Specified

Sample Depth:

| Parameter | Result | Qualifier | Units | RL | MDL | Dilution Factor |
|---|---|---|---|---|---|---|
| Volatile Organics by EPA 5035 Low - Westborough Lab | | | | | | |
| Trichloroethene | ND | | ug/kg | 0.46 | 0.12 | 1 |
| 1,2-Dichlorobenzene | ND | | ug/kg | 1.8 | 0.13 | 1 |
| 1,3-Dichlorobenzene | ND | | ug/kg | 1.8 | 0.14 | 1 |
| 1,4-Dichlorobenzene | ND | | ug/kg | 1.8 | 0.16 | 1 |
| Methyl tert butyl ether | ND | | ug/kg | 1.8 | 0.18 | 1 |
| p/m-Xylene | ND | | ug/kg | 1.8 | 0.51 | 1 |
| o-Xylene | ND | | ug/kg | 0.91 | 0.26 | 1 |
| Xylenes, Total | ND | | ug/kg | 0.91 | 0.26 | 1 |
| cis-1,2-Dichloroethene | ND | | ug/kg | 0.91 | 0.16 | 1 |
| 1,2-Dichloroethene, Total | ND | | ug/kg | 0.91 | 0.12 | 1 |
| Dibromomethane | ND | | ug/kg | 1.8 | 0.22 | 1 |
| Styrene | ND | | ug/kg | 0.91 | 0.18 | 1 |
| Dichlorodifluoromethane | ND | | ug/kg | 9.1 | 0.84 | 1 |
| Acetone | ND | | ug/kg | 9.1 | 4.4 | 1 |
| Carbon disulfide | ND | | ug/kg | 9.1 | 4.2 | 1 |
| 2-Butanone | ND | | ug/kg | 9.1 | 2.0 | 1 |
| Vinyl acetate | ND | | ug/kg | 9.1 | 2.0 | 1 |
| 4-Methyl-2-pentanone | ND | | ug/kg | 9.1 | 1.2 | 1 |
| 1,2,3-Trichloropropane | ND | | ug/kg | 1.8 | 0.12 | 1 |
| 2-Hexanone | ND | | ug/kg | 9.1 | 1.1 | 1 |
| Bromochloromethane | ND | | ug/kg | 1.8 | 0.19 | 1 |
| 2,2-Dichloropropane | ND | | ug/kg | 1.8 | 0.18 | 1 |
| 1,2-Dibromoethane | ND | | ug/kg | 0.91 | 0.25 | 1 |
| 1,3-Dichloropropane | ND | | ug/kg | 1.8 | 0.15 | 1 |
| 1,1,1,2-Tetrachloroethane | ND | | ug/kg | 0.46 | 0.12 | 1 |
| Bromobenzene | ND | | ug/kg | 1.8 | 0.13 | 1 |
| n-Butylbenzene | ND | | ug/kg | 0.91 | 0.15 | 1 |
| sec-Butylbenzene | ND | | ug/kg | 0.91 | 0.13 | 1 |
| tert-Butylbenzene | ND | | ug/kg | 1.8 | 0.11 | 1 |
| o-Chlorotoluene | ND | | ug/kg | 1.8 | 0.17 | 1 |
| p-Chlorotoluene | ND | | ug/kg | 1.8 | 0.10 | 1 |
| 1,2-Dibromo-3-chloropropane | ND | | ug/kg | 2.7 | 0.91 | 1 |
| Hexachlorobutadiene | ND | | ug/kg | 3.6 | 0.15 | 1 |
| Isopropylbenzene | ND | | ug/kg | 0.91 | 0.10 | 1 |
| p-Isopropyltoluene | ND | | ug/kg | 0.91 | 0.10 | 1 |
| Naphthalene | ND | | ug/kg | 3.6 | 0.59 | 1 |
| Acrylonitrile | ND | | ug/kg | 3.6 | 1.0 | 1 |

**Project Name:** NORTH MAIN STREET SITE **Lab Number:** L2305048

**Project Number:** 12814:3 **Report Date:** 02/20/23

## SAMPLE RESULTS

Lab ID: L2305048-07 Date Collected: 01/30/23 10:45

Client ID: SB-215 (1-2) Date Received: 01/30/23

Sample Location: 128-156 NORTH MAIN ST. PORT CHESTER NY Field Prep: Not Specified

Sample Depth:

| Parameter | Result | Qualifier | Units | RL | MDL | Dilution Factor |
|---|---|---|---|---|---|---|
| **Volatile Organics by EPA 5035 Low - Westborough Lab** | | | | | | |
| n-Propylbenzene | ND | | ug/kg | 0.91 | 0.16 | 1 |
| 1,2,3-Trichlorobenzene | ND | | ug/kg | 1.8 | 0.29 | 1 |
| 1,2,4-Trichlorobenzene | ND | | ug/kg | 1.8 | 0.25 | 1 |
| 1,3,5-Trimethylbenzene | ND | | ug/kg | 1.8 | 0.18 | 1 |
| 1,2,4-Trimethylbenzene | ND | | ug/kg | 1.8 | 0.30 | 1 |
| 1,4-Dioxane | ND | | ug/kg | 73 | 32. | 1 |
| p-Diethylbenzene | ND | | ug/kg | 1.8 | 0.16 | 1 |
| p-Ethyltoluene | ND | | ug/kg | 1.8 | 0.35 | 1 |
| 1,2,4,5-Tetramethylbenzene | ND | | ug/kg | 1.8 | 0.17 | 1 |
| Ethyl ether | ND | | ug/kg | 1.8 | 0.31 | 1 |
| trans-1,4-Dichloro-2-butene | ND | | ug/kg | 4.6 | 1.3 | 1 |

| Tentatively Identified Compounds | | | | |
|---|---|---|---|---|
| Total TIC Compounds | 2.58 | J | ug/kg | 1 |
| Unknown | 2.58 | J | ug/kg | 1 |

| Surrogate | % Recovery | Qualifier | Acceptance Criteria |
|---|---|---|---|
| 1,2-Dichloroethane-d4 | 106 | | 70-130 |
| Toluene-d8 | 97 | | 70-130 |
| 4-Bromofluorobenzene | 97 | | 70-130 |
| Dibromofluoromethane | 106 | | 70-130 |

**Project Name:** NORTH MAIN STREET SITE **Lab Number:** L2305048

**Project Number:** 12814:3 **Report Date:** 02/20/23

## SAMPLE RESULTS

Lab ID: L2305048-08 Date Collected: 01/30/23 09:45
Client ID: DUP-SO-20230130 Date Received: 01/30/23
Sample Location: 128-156 NORTH MAIN ST. PORT CHESTER NY Field Prep: Not Specified

Sample Depth:
Matrix: Soil
Analytical Method: 1,8260D
Analytical Date: 02/01/23 22:18
Analyst: AJK
Percent Solids: 91%

| Parameter | Result | Qualifier | Units | RL | MDL | Dilution Factor |
|---|---|---|---|---|---|---|
| Volatile Organics by EPA 5035 Low - Westborough Lab | | | | | | |
| Methylene chloride | ND | | ug/kg | 4.4 | 2.0 | 1 |
| 1,1-Dichloroethane | ND | | ug/kg | 0.89 | 0.13 | 1 |
| Chloroform | 0.46 | J | ug/kg | 1.3 | 0.12 | 1 |
| Carbon tetrachloride | ND | | ug/kg | 0.89 | 0.20 | 1 |
| 1,2-Dichloropropane | ND | | ug/kg | 0.89 | 0.11 | 1 |
| Dibromochloromethane | ND | | ug/kg | 0.89 | 0.12 | 1 |
| 1,1,2-Trichloroethane | ND | | ug/kg | 0.89 | 0.24 | 1 |
| Tetrachloroethene | ND | | ug/kg | 0.44 | 0.17 | 1 |
| Chlorobenzene | ND | | ug/kg | 0.44 | 0.11 | 1 |
| Trichlorofluoromethane | ND | | ug/kg | 3.6 | 0.62 | 1 |
| 1,2-Dichloroethane | ND | | ug/kg | 0.89 | 0.23 | 1 |
| 1,1,1-Trichloroethane | ND | | ug/kg | 0.44 | 0.15 | 1 |
| Bromodichloromethane | ND | | ug/kg | 0.44 | 0.10 | 1 |
| trans-1,3-Dichloropropene | ND | | ug/kg | 0.89 | 0.24 | 1 |
| cis-1,3-Dichloropropene | ND | | ug/kg | 0.44 | 0.14 | 1 |
| 1,3-Dichloropropene, Total | ND | | ug/kg | 0.44 | 0.14 | 1 |
| 1,1-Dichloropropene | ND | | ug/kg | 0.44 | 0.14 | 1 |
| Bromoform | ND | | ug/kg | 3.6 | 0.22 | 1 |
| 1,1,2,2-Tetrachloroethane | ND | | ug/kg | 0.44 | 0.15 | 1 |
| Benzene | ND | | ug/kg | 0.44 | 0.15 | 1 |
| Toluene | ND | | ug/kg | 0.89 | 0.48 | 1 |
| Ethylbenzene | ND | | ug/kg | 0.89 | 0.12 | 1 |
| Chloromethane | ND | | ug/kg | 3.6 | 0.83 | 1 |
| Bromomethane | ND | | ug/kg | 1.8 | 0.52 | 1 |
| Vinyl chloride | ND | | ug/kg | 0.89 | 0.30 | 1 |
| Chloroethane | ND | | ug/kg | 1.8 | 0.40 | 1 |
| 1,1-Dichloroethene | ND | | ug/kg | 0.89 | 0.21 | 1 |
| trans-1,2-Dichloroethene | ND | | ug/kg | 1.3 | 0.12 | 1 |

**Project Name:** NORTH MAIN STREET SITE **Lab Number:** L2305048

**Project Number:** 12814:3 **Report Date:** 02/20/23

## SAMPLE RESULTS

Lab ID: L2305048-08 Date Collected: 01/30/23 09:45

Client ID: DUP-SO-20230130 Date Received: 01/30/23

Sample Location: 128-156 NORTH MAIN ST. PORT CHESTER NY Field Prep: Not Specified

Sample Depth:

| Parameter | Result | Qualifier | Units | RL | MDL | Dilution Factor |
|---|---|---|---|---|---|---|
| Volatile Organics by EPA 5035 Low - Westborough Lab | | | | | | |
| Trichloroethene | ND | | ug/kg | 0.44 | 0.12 | 1 |
| 1,2-Dichlorobenzene | ND | | ug/kg | 1.8 | 0.13 | 1 |
| 1,3-Dichlorobenzene | ND | | ug/kg | 1.8 | 0.13 | 1 |
| 1,4-Dichlorobenzene | ND | | ug/kg | 1.8 | 0.15 | 1 |
| Methyl tert butyl ether | ND | | ug/kg | 1.8 | 0.18 | 1 |
| p/m-Xylene | ND | | ug/kg | 1.8 | 0.50 | 1 |
| o-Xylene | ND | | ug/kg | 0.89 | 0.26 | 1 |
| Xylenes, Total | ND | | ug/kg | 0.89 | 0.26 | 1 |
| cis-1,2-Dichloroethene | ND | | ug/kg | 0.89 | 0.16 | 1 |
| 1,2-Dichloroethene, Total | ND | | ug/kg | 0.89 | 0.12 | 1 |
| Dibromomethane | ND | | ug/kg | 1.8 | 0.21 | 1 |
| Styrene | ND | | ug/kg | 0.89 | 0.17 | 1 |
| Dichlorodifluoromethane | ND | | ug/kg | 8.9 | 0.82 | 1 |
| Acetone | ND | | ug/kg | 8.9 | 4.3 | 1 |
| Carbon disulfide | ND | | ug/kg | 8.9 | 4.0 | 1 |
| 2-Butanone | ND | | ug/kg | 8.9 | 2.0 | 1 |
| Vinyl acetate | ND | | ug/kg | 8.9 | 1.9 | 1 |
| 4-Methyl-2-pentanone | ND | | ug/kg | 8.9 | 1.1 | 1 |
| 1,2,3-Trichloropropane | ND | | ug/kg | 1.8 | 0.11 | 1 |
| 2-Hexanone | ND | | ug/kg | 8.9 | 1.0 | 1 |
| Bromochloromethane | ND | | ug/kg | 1.8 | 0.18 | 1 |
| 2,2-Dichloropropane | ND | | ug/kg | 1.8 | 0.18 | 1 |
| 1,2-Dibromoethane | ND | | ug/kg | 0.89 | 0.25 | 1 |
| 1,3-Dichloropropane | ND | | ug/kg | 1.8 | 0.15 | 1 |
| 1,1,1,2-Tetrachloroethane | ND | | ug/kg | 0.44 | 0.12 | 1 |
| Bromobenzene | ND | | ug/kg | 1.8 | 0.13 | 1 |
| n-Butylbenzene | ND | | ug/kg | 0.89 | 0.15 | 1 |
| sec-Butylbenzene | ND | | ug/kg | 0.89 | 0.13 | 1 |
| tert-Butylbenzene | ND | | ug/kg | 1.8 | 0.10 | 1 |
| o-Chlorotoluene | ND | | ug/kg | 1.8 | 0.17 | 1 |
| p-Chlorotoluene | ND | | ug/kg | 1.8 | 0.10 | 1 |
| 1,2-Dibromo-3-chloropropane | ND | | ug/kg | 2.7 | 0.89 | 1 |
| Hexachlorobutadiene | ND | | ug/kg | 3.6 | 0.15 | 1 |
| Isopropylbenzene | ND | | ug/kg | 0.89 | 0.10 | 1 |
| p-Isopropyltoluene | ND | | ug/kg | 0.89 | 0.10 | 1 |
| Naphthalene | ND | | ug/kg | 3.6 | 0.58 | 1 |
| Acrylonitrile | ND | | ug/kg | 3.6 | 1.0 | 1 |

**Project Name:** NORTH MAIN STREET SITE **Lab Number:** L2305048

**Project Number:** 12814:3 **Report Date:** 02/20/23

## SAMPLE RESULTS

Lab ID: L2305048-08 Date Collected: 01/30/23 09:45

Client ID: DUP-SO-20230130 Date Received: 01/30/23

Sample Location: 128-156 NORTH MAIN ST. PORT CHESTER NY Field Prep: Not Specified

Sample Depth:

| Parameter | Result | Qualifier | Units | RL | MDL | Dilution Factor |
|---|---|---|---|---|---|---|
| **Volatile Organics by EPA 5035 Low - Westborough Lab** | | | | | | |
| n-Propylbenzene | ND | | ug/kg | 0.89 | 0.15 | 1 |
| 1,2,3-Trichlorobenzene | ND | | ug/kg | 1.8 | 0.29 | 1 |
| 1,2,4-Trichlorobenzene | ND | | ug/kg | 1.8 | 0.24 | 1 |
| 1,3,5-Trimethylbenzene | ND | | ug/kg | 1.8 | 0.17 | 1 |
| 1,2,4-Trimethylbenzene | ND | | ug/kg | 1.8 | 0.30 | 1 |
| 1,4-Dioxane | ND | | ug/kg | 71 | 31. | 1 |
| p-Diethylbenzene | ND | | ug/kg | 1.8 | 0.16 | 1 |
| p-Ethyltoluene | ND | | ug/kg | 1.8 | 0.34 | 1 |
| 1,2,4,5-Tetramethylbenzene | ND | | ug/kg | 1.8 | 0.17 | 1 |
| Ethyl ether | ND | | ug/kg | 1.8 | 0.30 | 1 |
| trans-1,4-Dichloro-2-butene | ND | | ug/kg | 4.4 | 1.3 | 1 |

Tentatively Identified Compounds

| | | | |
|---|---|---|---|
| No Tentatively Identified Compounds | ND | ug/kg | 1 |

| Surrogate | % Recovery | Qualifier | Acceptance Criteria |
|---|---|---|---|
| 1,2-Dichloroethane-d4 | 104 | | 70-130 |
| Toluene-d8 | 98 | | 70-130 |
| 4-Bromofluorobenzene | 99 | | 70-130 |
| Dibromofluoromethane | 103 | | 70-130 |

**Project Name:** NORTH MAIN STREET SITE **Lab Number:** L2305048

**Project Number:** 12814:3 **Report Date:** 02/20/23

## SAMPLE RESULTS

Lab ID: L2305048-09 Date Collected: 01/30/23 14:00
Client ID: TWP-205 Date Received: 01/30/23
Sample Location: 128-156 NORTH MAIN ST. PORT CHESTER NY Field Prep: Not Specified

Sample Depth:
Matrix: Water
Analytical Method: 1,8260D
Analytical Date: 02/01/23 19:49
Analyst: LAC

| Parameter | Result | Qualifier | Units | RL | MDL | Dilution Factor |
|---|---|---|---|---|---|---|
| Volatile Organics by GC/MS - Westborough Lab | | | | | | |
| Methylene chloride | ND | | ug/l | 2.5 | 0.70 | 1 |
| 1,1-Dichloroethane | ND | | ug/l | 2.5 | 0.70 | 1 |
| Chloroform | ND | | ug/l | 2.5 | 0.70 | 1 |
| Carbon tetrachloride | ND | | ug/l | 0.50 | 0.13 | 1 |
| 1,2-Dichloropropane | ND | | ug/l | 1.0 | 0.14 | 1 |
| Dibromochloromethane | ND | | ug/l | 0.50 | 0.15 | 1 |
| 1,1,2-Trichloroethane | ND | | ug/l | 1.5 | 0.50 | 1 |
| Tetrachloroethene | ND | | ug/l | 0.50 | 0.18 | 1 |
| Chlorobenzene | ND | | ug/l | 2.5 | 0.70 | 1 |
| Trichlorofluoromethane | ND | | ug/l | 2.5 | 0.70 | 1 |
| 1,2-Dichloroethane | ND | | ug/l | 0.50 | 0.13 | 1 |
| 1,1,1-Trichloroethane | ND | | ug/l | 2.5 | 0.70 | 1 |
| Bromodichloromethane | ND | | ug/l | 0.50 | 0.19 | 1 |
| trans-1,3-Dichloropropene | ND | | ug/l | 0.50 | 0.16 | 1 |
| cis-1,3-Dichloropropene | ND | | ug/l | 0.50 | 0.14 | 1 |
| 1,3-Dichloropropene, Total | ND | | ug/l | 0.50 | 0.14 | 1 |
| 1,1-Dichloropropene | ND | | ug/l | 2.5 | 0.70 | 1 |
| Bromoform | ND | | ug/l | 2.0 | 0.65 | 1 |
| 1,1,2,2-Tetrachloroethane | ND | | ug/l | 0.50 | 0.17 | 1 |
| Benzene | ND | | ug/l | 0.50 | 0.16 | 1 |
| Toluene | ND | | ug/l | 2.5 | 0.70 | 1 |
| Ethylbenzene | ND | | ug/l | 2.5 | 0.70 | 1 |
| Chloromethane | ND | | ug/l | 2.5 | 0.70 | 1 |
| Bromomethane | ND | | ug/l | 2.5 | 0.70 | 1 |
| Vinyl chloride | ND | | ug/l | 1.0 | 0.07 | 1 |
| Chloroethane | ND | | ug/l | 2.5 | 0.70 | 1 |
| 1,1-Dichloroethene | ND | | ug/l | 0.50 | 0.17 | 1 |
| trans-1,2-Dichloroethene | ND | | ug/l | 2.5 | 0.70 | 1 |

**Project Name:** NORTH MAIN STREET SITE **Lab Number:** L2305048

**Project Number:** 12814:3 **Report Date:** 02/20/23

## SAMPLE RESULTS

Lab ID: L2305048-09 Date Collected: 01/30/23 14:00

Client ID: TWP-205 Date Received: 01/30/23

Sample Location: 128-156 NORTH MAIN ST. PORT CHESTER NY Field Prep: Not Specified

Sample Depth:

| Parameter | Result | Qualifier | Units | RL | MDL | Dilution Factor |
|---|---|---|---|---|---|---|
| **Volatile Organics by GC/MS - Westborough Lab** | | | | | | |
| Trichloroethene | ND | | ug/l | 0.50 | 0.18 | 1 |
| 1,2-Dichlorobenzene | ND | | ug/l | 2.5 | 0.70 | 1 |
| 1,3-Dichlorobenzene | ND | | ug/l | 2.5 | 0.70 | 1 |
| 1,4-Dichlorobenzene | ND | | ug/l | 2.5 | 0.70 | 1 |
| Methyl tert butyl ether | ND | | ug/l | 2.5 | 0.70 | 1 |
| p/m-Xylene | ND | | ug/l | 2.5 | 0.70 | 1 |
| o-Xylene | ND | | ug/l | 2.5 | 0.70 | 1 |
| Xylenes, Total | ND | | ug/l | 2.5 | 0.70 | 1 |
| cis-1,2-Dichloroethene | ND | | ug/l | 2.5 | 0.70 | 1 |
| 1,2-Dichloroethene, Total | ND | | ug/l | 2.5 | 0.70 | 1 |
| Dibromomethane | ND | | ug/l | 5.0 | 1.0 | 1 |
| 1,2,3-Trichloropropane | ND | | ug/l | 2.5 | 0.70 | 1 |
| Acrylonitrile | ND | | ug/l | 5.0 | 1.5 | 1 |
| Styrene | ND | | ug/l | 2.5 | 0.70 | 1 |
| Dichlorodifluoromethane | ND | | ug/l | 5.0 | 1.0 | 1 |
| Acetone | ND | | ug/l | 5.0 | 1.5 | 1 |
| Carbon disulfide | ND | | ug/l | 5.0 | 1.0 | 1 |
| 2-Butanone | ND | | ug/l | 5.0 | 1.9 | 1 |
| Vinyl acetate | ND | | ug/l | 5.0 | 1.0 | 1 |
| 4-Methyl-2-pentanone | ND | | ug/l | 5.0 | 1.0 | 1 |
| 2-Hexanone | ND | | ug/l | 5.0 | 1.0 | 1 |
| Bromochloromethane | ND | | ug/l | 2.5 | 0.70 | 1 |
| 2,2-Dichloropropane | ND | | ug/l | 2.5 | 0.70 | 1 |
| 1,2-Dibromoethane | ND | | ug/l | 2.0 | 0.65 | 1 |
| 1,3-Dichloropropane | ND | | ug/l | 2.5 | 0.70 | 1 |
| 1,1,1,2-Tetrachloroethane | ND | | ug/l | 2.5 | 0.70 | 1 |
| Bromobenzene | ND | | ug/l | 2.5 | 0.70 | 1 |
| n-Butylbenzene | ND | | ug/l | 2.5 | 0.70 | 1 |
| sec-Butylbenzene | ND | | ug/l | 2.5 | 0.70 | 1 |
| tert-Butylbenzene | ND | | ug/l | 2.5 | 0.70 | 1 |
| o-Chlorotoluene | ND | | ug/l | 2.5 | 0.70 | 1 |
| p-Chlorotoluene | ND | | ug/l | 2.5 | 0.70 | 1 |
| 1,2-Dibromo-3-chloropropane | ND | | ug/l | 2.5 | 0.70 | 1 |
| Hexachlorobutadiene | ND | | ug/l | 2.5 | 0.70 | 1 |
| Isopropylbenzene | ND | | ug/l | 2.5 | 0.70 | 1 |
| p-Isopropyltoluene | ND | | ug/l | 2.5 | 0.70 | 1 |
| Naphthalene | ND | | ug/l | 2.5 | 0.70 | 1 |

**Project Name:** NORTH MAIN STREET SITE **Lab Number:** L2305048

**Project Number:** 12814:3 **Report Date:** 02/20/23

## SAMPLE RESULTS

Lab ID: L2305048-09 Date Collected: 01/30/23 14:00

Client ID: TWP-205 Date Received: 01/30/23

Sample Location: 128-156 NORTH MAIN ST. PORT CHESTER NY Field Prep: Not Specified

Sample Depth:

| Parameter | Result | Qualifier | Units | RL | MDL | Dilution Factor |
|---|---|---|---|---|---|---|
| **Volatile Organics by GC/MS - Westborough Lab** | | | | | | |
| n-Propylbenzene | ND | | ug/l | 2.5 | 0.70 | 1 |
| 1,2,3-Trichlorobenzene | ND | | ug/l | 2.5 | 0.70 | 1 |
| 1,2,4-Trichlorobenzene | ND | | ug/l | 2.5 | 0.70 | 1 |
| 1,3,5-Trimethylbenzene | ND | | ug/l | 2.5 | 0.70 | 1 |
| 1,2,4-Trimethylbenzene | ND | | ug/l | 2.5 | 0.70 | 1 |
| 1,4-Dioxane | ND | | ug/l | 250 | 61. | 1 |
| p-Diethylbenzene | ND | | ug/l | 2.0 | 0.70 | 1 |
| p-Ethyltoluene | ND | | ug/l | 2.0 | 0.70 | 1 |
| 1,2,4,5-Tetramethylbenzene | ND | | ug/l | 2.0 | 0.54 | 1 |
| Ethyl ether | ND | | ug/l | 2.5 | 0.70 | 1 |
| trans-1,4-Dichloro-2-butene | ND | | ug/l | 2.5 | 0.70 | 1 |

| Tentatively Identified Compounds | | | | |
|---|---|---|---|---|
| Total TIC Compounds | 2.43 | J | ug/l | 1 |
| Unknown | 2.43 | J | ug/l | 1 |

| Surrogate | % Recovery | Qualifier | Acceptance Criteria |
|---|---|---|---|
| 1,2-Dichloroethane-d4 | 107 | | 70-130 |
| Toluene-d8 | 101 | | 70-130 |
| 4-Bromofluorobenzene | 103 | | 70-130 |
| Dibromofluoromethane | 103 | | 70-130 |

**Project Name:** NORTH MAIN STREET SITE **Lab Number:** L2305048

**Project Number:** 12814:3 **Report Date:** 02/20/23

# Method Blank Analysis
## Batch Quality Control

Analytical Method: 1,8260D
Analytical Date: 02/01/23 19:09
Analyst: KJD

| Parameter | Result | Qualifier | Units | RL | MDL |
|---|---|---|---|---|---|
| Volatile Organics by GC/MS - Westborough Lab for sample(s): 09 Batch: WG1740036-5 | | | | | |
| Methylene chloride | ND | | ug/l | 2.5 | 0.70 |
| 1,1-Dichloroethane | ND | | ug/l | 2.5 | 0.70 |
| Chloroform | ND | | ug/l | 2.5 | 0.70 |
| Carbon tetrachloride | ND | | ug/l | 0.50 | 0.13 |
| 1,2-Dichloropropane | ND | | ug/l | 1.0 | 0.14 |
| Dibromochloromethane | ND | | ug/l | 0.50 | 0.15 |
| 1,1,2-Trichloroethane | ND | | ug/l | 1.5 | 0.50 |
| Tetrachloroethene | ND | | ug/l | 0.50 | 0.18 |
| Chlorobenzene | ND | | ug/l | 2.5 | 0.70 |
| Trichlorofluoromethane | ND | | ug/l | 2.5 | 0.70 |
| 1,2-Dichloroethane | ND | | ug/l | 0.50 | 0.13 |
| 1,1,1-Trichloroethane | ND | | ug/l | 2.5 | 0.70 |
| Bromodichloromethane | ND | | ug/l | 0.50 | 0.19 |
| trans-1,3-Dichloropropene | ND | | ug/l | 0.50 | 0.16 |
| cis-1,3-Dichloropropene | ND | | ug/l | 0.50 | 0.14 |
| 1,3-Dichloropropene, Total | ND | | ug/l | 0.50 | 0.14 |
| 1,1-Dichloropropene | ND | | ug/l | 2.5 | 0.70 |
| Bromoform | ND | | ug/l | 2.0 | 0.65 |
| 1,1,2,2-Tetrachloroethane | ND | | ug/l | 0.50 | 0.17 |
| Benzene | ND | | ug/l | 0.50 | 0.16 |
| Toluene | ND | | ug/l | 2.5 | 0.70 |
| Ethylbenzene | ND | | ug/l | 2.5 | 0.70 |
| Chloromethane | ND | | ug/l | 2.5 | 0.70 |
| Bromomethane | ND | | ug/l | 2.5 | 0.70 |
| Vinyl chloride | ND | | ug/l | 1.0 | 0.07 |
| Chloroethane | ND | | ug/l | 2.5 | 0.70 |
| 1,1-Dichloroethene | ND | | ug/l | 0.50 | 0.17 |
| trans-1,2-Dichloroethene | ND | | ug/l | 2.5 | 0.70 |
| Trichloroethene | ND | | ug/l | 0.50 | 0.18 |

**Project Name:** NORTH MAIN STREET SITE **Lab Number:** L2305048

**Project Number:** 12814:3 **Report Date:** 02/20/23

# Method Blank Analysis
## Batch Quality Control

Analytical Method: 1,8260D
Analytical Date: 02/01/23 19:09
Analyst: KJD

| Parameter | Result | Qualifier | Units | RL | MDL |
|---|---|---|---|---|---|
| Volatile Organics by GC/MS - Westborough Lab for sample(s): 09 Batch: WG1740036-5 | | | | | |
| 1,2-Dichlorobenzene | ND | | ug/l | 2.5 | 0.70 |
| 1,3-Dichlorobenzene | ND | | ug/l | 2.5 | 0.70 |
| 1,4-Dichlorobenzene | ND | | ug/l | 2.5 | 0.70 |
| Methyl tert butyl ether | ND | | ug/l | 2.5 | 0.70 |
| p/m-Xylene | ND | | ug/l | 2.5 | 0.70 |
| o-Xylene | ND | | ug/l | 2.5 | 0.70 |
| Xylenes, Total | ND | | ug/l | 2.5 | 0.70 |
| cis-1,2-Dichloroethene | ND | | ug/l | 2.5 | 0.70 |
| 1,2-Dichloroethene, Total | ND | | ug/l | 2.5 | 0.70 |
| Dibromomethane | ND | | ug/l | 5.0 | 1.0 |
| 1,2,3-Trichloropropane | ND | | ug/l | 2.5 | 0.70 |
| Acrylonitrile | ND | | ug/l | 5.0 | 1.5 |
| Styrene | ND | | ug/l | 2.5 | 0.70 |
| Dichlorodifluoromethane | ND | | ug/l | 5.0 | 1.0 |
| Acetone | ND | | ug/l | 5.0 | 1.5 |
| Carbon disulfide | ND | | ug/l | 5.0 | 1.0 |
| 2-Butanone | ND | | ug/l | 5.0 | 1.9 |
| Vinyl acetate | ND | | ug/l | 5.0 | 1.0 |
| 4-Methyl-2-pentanone | ND | | ug/l | 5.0 | 1.0 |
| 2-Hexanone | ND | | ug/l | 5.0 | 1.0 |
| Bromochloromethane | ND | | ug/l | 2.5 | 0.70 |
| 2,2-Dichloropropane | ND | | ug/l | 2.5 | 0.70 |
| 1,2-Dibromoethane | ND | | ug/l | 2.0 | 0.65 |
| 1,3-Dichloropropane | ND | | ug/l | 2.5 | 0.70 |
| 1,1,1,2-Tetrachloroethane | ND | | ug/l | 2.5 | 0.70 |
| Bromobenzene | ND | | ug/l | 2.5 | 0.70 |
| n-Butylbenzene | ND | | ug/l | 2.5 | 0.70 |
| sec-Butylbenzene | ND | | ug/l | 2.5 | 0.70 |
| tert-Butylbenzene | ND | | ug/l | 2.5 | 0.70 |

**Project Name:** NORTH MAIN STREET SITE **Lab Number:** L2305048

**Project Number:** 12814:3 **Report Date:** 02/20/23

# Method Blank Analysis
## Batch Quality Control

Analytical Method: 1,8260D
Analytical Date: 02/01/23 19:09
Analyst: KJD

| Parameter | Result | Qualifier | Units | RL | MDL |
|---|---|---|---|---|---|
| Volatile Organics by GC/MS - Westborough Lab for sample(s): 09 Batch: WG1740036-5 | | | | | |
| o-Chlorotoluene | ND | | ug/l | 2.5 | 0.70 |
| p-Chlorotoluene | ND | | ug/l | 2.5 | 0.70 |
| 1,2-Dibromo-3-chloropropane | ND | | ug/l | 2.5 | 0.70 |
| Hexachlorobutadiene | ND | | ug/l | 2.5 | 0.70 |
| Isopropylbenzene | ND | | ug/l | 2.5 | 0.70 |
| p-Isopropyltoluene | ND | | ug/l | 2.5 | 0.70 |
| Naphthalene | ND | | ug/l | 2.5 | 0.70 |
| n-Propylbenzene | ND | | ug/l | 2.5 | 0.70 |
| 1,2,3-Trichlorobenzene | ND | | ug/l | 2.5 | 0.70 |
| 1,2,4-Trichlorobenzene | ND | | ug/l | 2.5 | 0.70 |
| 1,3,5-Trimethylbenzene | ND | | ug/l | 2.5 | 0.70 |
| 1,2,4-Trimethylbenzene | ND | | ug/l | 2.5 | 0.70 |
| 1,4-Dioxane | ND | | ug/l | 250 | 61. |
| p-Diethylbenzene | ND | | ug/l | 2.0 | 0.70 |
| p-Ethyltoluene | ND | | ug/l | 2.0 | 0.70 |
| 1,2,4,5-Tetramethylbenzene | ND | | ug/l | 2.0 | 0.54 |
| Ethyl ether | ND | | ug/l | 2.5 | 0.70 |
| trans-1,4-Dichloro-2-butene | ND | | ug/l | 2.5 | 0.70 |

Tentatively Identified Compounds

| | | |
|---|---|---|
| No Tentatively Identified Compounds | ND | ug/l |

**Project Name:** NORTH MAIN STREET SITE **Lab Number:** L2305048

**Project Number:** 12814:3 **Report Date:** 02/20/23

# Method Blank Analysis
## Batch Quality Control

Analytical Method: 1,8260D
Analytical Date: 02/01/23 19:09
Analyst: KJD

| Parameter | Result | Qualifier | Units | RL | MDL |
|---|---|---|---|---|---|
| Volatile Organics by GC/MS - Westborough Lab for sample(s): 09 Batch: WG1740036-5 | | | | | |

| Surrogate | %Recovery | Qualifier | Acceptance Criteria |
|---|---|---|---|
| 1,2-Dichloroethane-d4 | 111 | | 70-130 |
| Toluene-d8 | 100 | | 70-130 |
| 4-Bromofluorobenzene | 96 | | 70-130 |
| Dibromofluoromethane | 103 | | 70-130 |

**Project Name:** NORTH MAIN STREET SITE **Lab Number:** L2305048

**Project Number:** 12814:3 **Report Date:** 02/20/23

# Method Blank Analysis
## Batch Quality Control

Analytical Method: 1,8260D
Analytical Date: 02/01/23 16:45
Analyst: MKS

| Parameter | Result | Qualifier | Units | RL | MDL |
|---|---|---|---|---|---|
| Volatile Organics by EPA 5035 Low - Westborough Lab for sample(s): 01-08 Batch: WG1740089-5 | | | | | |
| Methylene chloride | ND | | ug/kg | 5.0 | 2.3 |
| 1,1-Dichloroethane | ND | | ug/kg | 1.0 | 0.14 |
| Chloroform | ND | | ug/kg | 1.5 | 0.14 |
| Carbon tetrachloride | ND | | ug/kg | 1.0 | 0.23 |
| 1,2-Dichloropropane | ND | | ug/kg | 1.0 | 0.12 |
| Dibromochloromethane | ND | | ug/kg | 1.0 | 0.14 |
| 1,1,2-Trichloroethane | ND | | ug/kg | 1.0 | 0.27 |
| Tetrachloroethene | ND | | ug/kg | 0.50 | 0.20 |
| Chlorobenzene | ND | | ug/kg | 0.50 | 0.13 |
| Trichlorofluoromethane | ND | | ug/kg | 4.0 | 0.70 |
| 1,2-Dichloroethane | ND | | ug/kg | 1.0 | 0.26 |
| 1,1,1-Trichloroethane | ND | | ug/kg | 0.50 | 0.17 |
| Bromodichloromethane | ND | | ug/kg | 0.50 | 0.11 |
| trans-1,3-Dichloropropene | ND | | ug/kg | 1.0 | 0.27 |
| cis-1,3-Dichloropropene | ND | | ug/kg | 0.50 | 0.16 |
| 1,3-Dichloropropene, Total | ND | | ug/kg | 0.50 | 0.16 |
| 1,1-Dichloropropene | ND | | ug/kg | 0.50 | 0.16 |
| Bromoform | ND | | ug/kg | 4.0 | 0.25 |
| 1,1,2,2-Tetrachloroethane | ND | | ug/kg | 0.50 | 0.17 |
| Benzene | ND | | ug/kg | 0.50 | 0.17 |
| Toluene | ND | | ug/kg | 1.0 | 0.54 |
| Ethylbenzene | ND | | ug/kg | 1.0 | 0.14 |
| Chloromethane | ND | | ug/kg | 4.0 | 0.93 |
| Bromomethane | ND | | ug/kg | 2.0 | 0.58 |
| Vinyl chloride | ND | | ug/kg | 1.0 | 0.34 |
| Chloroethane | ND | | ug/kg | 2.0 | 0.45 |
| 1,1-Dichloroethene | ND | | ug/kg | 1.0 | 0.24 |
| trans-1,2-Dichloroethene | ND | | ug/kg | 1.5 | 0.14 |
| Trichloroethene | ND | | ug/kg | 0.50 | 0.14 |

**Project Name:** NORTH MAIN STREET SITE **Lab Number:** L2305048

**Project Number:** 12814:3 **Report Date:** 02/20/23

# Method Blank Analysis
## Batch Quality Control

Analytical Method: 1,8260D
Analytical Date: 02/01/23 16:45
Analyst: MKS

| Parameter | Result | Qualifier | Units | RL | MDL |
|---|---|---|---|---|---|
| Volatile Organics by EPA 5035 Low - Westborough Lab for sample(s): 01-08 Batch: WG1740089-5 | | | | | |
| 1,2-Dichlorobenzene | ND | | ug/kg | 2.0 | 0.14 |
| 1,3-Dichlorobenzene | ND | | ug/kg | 2.0 | 0.15 |
| 1,4-Dichlorobenzene | ND | | ug/kg | 2.0 | 0.17 |
| Methyl tert butyl ether | ND | | ug/kg | 2.0 | 0.20 |
| p/m-Xylene | ND | | ug/kg | 2.0 | 0.56 |
| o-Xylene | ND | | ug/kg | 1.0 | 0.29 |
| Xylenes, Total | ND | | ug/kg | 1.0 | 0.29 |
| cis-1,2-Dichloroethene | ND | | ug/kg | 1.0 | 0.18 |
| 1,2-Dichloroethene, Total | ND | | ug/kg | 1.0 | 0.14 |
| Dibromomethane | ND | | ug/kg | 2.0 | 0.24 |
| Styrene | ND | | ug/kg | 1.0 | 0.20 |
| Dichlorodifluoromethane | ND | | ug/kg | 10 | 0.92 |
| Acetone | ND | | ug/kg | 10 | 4.8 |
| Carbon disulfide | ND | | ug/kg | 10 | 4.6 |
| 2-Butanone | ND | | ug/kg | 10 | 2.2 |
| Vinyl acetate | ND | | ug/kg | 10 | 2.2 |
| 4-Methyl-2-pentanone | ND | | ug/kg | 10 | 1.3 |
| 1,2,3-Trichloropropane | ND | | ug/kg | 2.0 | 0.13 |
| 2-Hexanone | ND | | ug/kg | 10 | 1.2 |
| Bromochloromethane | ND | | ug/kg | 2.0 | 0.20 |
| 2,2-Dichloropropane | ND | | ug/kg | 2.0 | 0.20 |
| 1,2-Dibromoethane | ND | | ug/kg | 1.0 | 0.28 |
| 1,3-Dichloropropane | ND | | ug/kg | 2.0 | 0.17 |
| 1,1,1,2-Tetrachloroethane | ND | | ug/kg | 0.50 | 0.13 |
| Bromobenzene | ND | | ug/kg | 2.0 | 0.14 |
| n-Butylbenzene | ND | | ug/kg | 1.0 | 0.17 |
| sec-Butylbenzene | ND | | ug/kg | 1.0 | 0.15 |
| tert-Butylbenzene | ND | | ug/kg | 2.0 | 0.12 |
| o-Chlorotoluene | ND | | ug/kg | 2.0 | 0.19 |

**Project Name:** NORTH MAIN STREET SITE **Lab Number:** L2305048

**Project Number:** 12814:3 **Report Date:** 02/20/23

# Method Blank Analysis
## Batch Quality Control

Analytical Method: 1,8260D
Analytical Date: 02/01/23 16:45
Analyst: MKS

| Parameter | Result | Qualifier | Units | RL | MDL |
|---|---|---|---|---|---|
| Volatile Organics by EPA 5035 Low - Westborough Lab for sample(s): 01-08 Batch: WG1740089-5 | | | | | |
| p-Chlorotoluene | ND | | ug/kg | 2.0 | 0.11 |
| 1,2-Dibromo-3-chloropropane | ND | | ug/kg | 3.0 | 1.0 |
| Hexachlorobutadiene | ND | | ug/kg | 4.0 | 0.17 |
| Isopropylbenzene | ND | | ug/kg | 1.0 | 0.11 |
| p-Isopropyltoluene | ND | | ug/kg | 1.0 | 0.11 |
| Naphthalene | ND | | ug/kg | 4.0 | 0.65 |
| Acrylonitrile | ND | | ug/kg | 4.0 | 1.2 |
| n-Propylbenzene | ND | | ug/kg | 1.0 | 0.17 |
| 1,2,3-Trichlorobenzene | ND | | ug/kg | 2.0 | 0.32 |
| 1,2,4-Trichlorobenzene | ND | | ug/kg | 2.0 | 0.27 |
| 1,3,5-Trimethylbenzene | ND | | ug/kg | 2.0 | 0.19 |
| 1,2,4-Trimethylbenzene | ND | | ug/kg | 2.0 | 0.33 |
| 1,4-Dioxane | ND | | ug/kg | 80 | 35. |
| p-Diethylbenzene | ND | | ug/kg | 2.0 | 0.18 |
| p-Ethyltoluene | ND | | ug/kg | 2.0 | 0.38 |
| 1,2,4,5-Tetramethylbenzene | ND | | ug/kg | 2.0 | 0.19 |
| Ethyl ether | ND | | ug/kg | 2.0 | 0.34 |
| trans-1,4-Dichloro-2-butene | ND | | ug/kg | 5.0 | 1.4 |

Tentatively Identified Compounds

| | | |
|---|---|---|
| No Tentatively Identified Compounds | ND | ug/kg |

**Project Name:** NORTH MAIN STREET SITE **Lab Number:** L2305048

**Project Number:** 12814:3 **Report Date:** 02/20/23

# Method Blank Analysis
## Batch Quality Control

Analytical Method: 1,8260D
Analytical Date: 02/01/23 16:45
Analyst: MKS

| Parameter | Result | Qualifier | Units | RL | MDL |
|---|---|---|---|---|---|
| Volatile Organics by EPA 5035 Low - Westborough Lab for sample(s): 01-08 Batch: WG1740089-5 | | | | | |

| Surrogate | %Recovery | Qualifier | Acceptance Criteria |
|---|---|---|---|
| 1,2-Dichloroethane-d4 | 95 | | 70-130 |
| Toluene-d8 | 97 | | 70-130 |
| 4-Bromofluorobenzene | 96 | | 70-130 |
| Dibromofluoromethane | 97 | | 70-130 |

# Lab Control Sample Analysis
## Batch Quality Control

**Project Name:** NORTH MAIN STREET SITE
**Project Number:** 12814:3
**Lab Number:** L2305048
**Report Date:** 02/20/23

| Parameter | LCS %Recovery | Qual | LCSD %Recovery | Qual | %Recovery Limits | RPD | Qual | RPD Limits |
|---|---|---|---|---|---|---|---|---|
| Volatile Organics by GC/MS - Westborough Lab Associated sample(s): 09 Batch: WG1740036-3 WG1740036-4 | | | | | | | | |
| Methylene chloride | 87 | | 90 | | 70-130 | 3 | | 20 |
| 1,1-Dichloroethane | 89 | | 90 | | 70-130 | 1 | | 20 |
| Chloroform | 99 | | 100 | | 70-130 | 1 | | 20 |
| Carbon tetrachloride | 99 | | 100 | | 63-132 | 1 | | 20 |
| 1,2-Dichloropropane | 88 | | 90 | | 70-130 | 2 | | 20 |
| Dibromochloromethane | 96 | | 98 | | 63-130 | 2 | | 20 |
| 1,1,2-Trichloroethane | 95 | | 98 | | 70-130 | 3 | | 20 |
| Tetrachloroethene | 99 | | 100 | | 70-130 | 1 | | 20 |
| Chlorobenzene | 98 | | 99 | | 75-130 | 1 | | 20 |
| Trichlorofluoromethane | 120 | | 130 | | 62-150 | 8 | | 20 |
| 1,2-Dichloroethane | 94 | | 98 | | 70-130 | 4 | | 20 |
| 1,1,1-Trichloroethane | 100 | | 100 | | 67-130 | 0 | | 20 |
| Bromodichloromethane | 96 | | 96 | | 67-130 | 0 | | 20 |
| trans-1,3-Dichloropropene | 90 | | 96 | | 70-130 | 6 | | 20 |
| cis-1,3-Dichloropropene | 87 | | 90 | | 70-130 | 3 | | 20 |
| 1,1-Dichloropropene | 98 | | 100 | | 70-130 | 2 | | 20 |
| Bromoform | 85 | | 92 | | 54-136 | 8 | | 20 |
| 1,1,2,2-Tetrachloroethane | 94 | | 100 | | 67-130 | 6 | | 20 |
| Benzene | 94 | | 95 | | 70-130 | 1 | | 20 |
| Toluene | 96 | | 98 | | 70-130 | 2 | | 20 |
| Ethylbenzene | 95 | | 97 | | 70-130 | 2 | | 20 |
| Chloromethane | 77 | | 86 | | 64-130 | 11 | | 20 |
| Bromomethane | 93 | | 100 | | 39-139 | 7 | | 20 |

# Lab Control Sample Analysis
## Batch Quality Control

**Project Name:** NORTH MAIN STREET SITE
**Project Number:** 12814:3
**Lab Number:** L2305048
**Report Date:** 02/20/23

| Parameter | LCS %Recovery | Qual | LCSD %Recovery | Qual | %Recovery Limits | RPD | Qual | RPD Limits |
|---|---|---|---|---|---|---|---|---|
| Volatile Organics by GC/MS - Westborough Lab Associated sample(s): 09 Batch: WG1740036-3 WG1740036-4 | | | | | | | | |
| Vinyl chloride | 96 | | 100 | | 55-140 | 4 | | 20 |
| Chloroethane | 130 | | 130 | | 55-138 | 0 | | 20 |
| 1,1-Dichloroethene | 120 | | 130 | | 61-145 | 8 | | 20 |
| trans-1,2-Dichloroethene | 98 | | 95 | | 70-130 | 3 | | 20 |
| Trichloroethene | 98 | | 99 | | 70-130 | 1 | | 20 |
| 1,2-Dichlorobenzene | 98 | | 100 | | 70-130 | 2 | | 20 |
| 1,3-Dichlorobenzene | 97 | | 100 | | 70-130 | 3 | | 20 |
| 1,4-Dichlorobenzene | 98 | | 100 | | 70-130 | 2 | | 20 |
| Methyl tert butyl ether | 93 | | 98 | | 63-130 | 5 | | 20 |
| p/m-Xylene | 95 | | 95 | | 70-130 | 0 | | 20 |
| o-Xylene | 90 | | 95 | | 70-130 | 5 | | 20 |
| cis-1,2-Dichloroethene | 94 | | 97 | | 70-130 | 3 | | 20 |
| Dibromomethane | 97 | | 100 | | 70-130 | 3 | | 20 |
| 1,2,3-Trichloropropane | 89 | | 97 | | 64-130 | 9 | | 20 |
| Acrylonitrile | 73 | | 87 | | 70-130 | 18 | | 20 |
| Styrene | 90 | | 90 | | 70-130 | 0 | | 20 |
| Dichlorodifluoromethane | 94 | | 96 | | 36-147 | 2 | | 20 |
| Acetone | 100 | | 100 | | 58-148 | 0 | | 20 |
| Carbon disulfide | 130 | | 130 | | 51-130 | 0 | | 20 |
| 2-Butanone | 76 | | 86 | | 63-138 | 12 | | 20 |
| Vinyl acetate | 78 | | 78 | | 70-130 | 0 | | 20 |
| 4-Methyl-2-pentanone | 79 | | 85 | | 59-130 | 7 | | 20 |
| 2-Hexanone | 74 | | 85 | | 57-130 | 14 | | 20 |

# Lab Control Sample Analysis
## Batch Quality Control

**Project Name:** NORTH MAIN STREET SITE
**Project Number:** 12814:3
**Lab Number:** L2305048
**Report Date:** 02/20/23

| Parameter | LCS %Recovery | Qual | LCSD %Recovery | Qual | %Recovery Limits | RPD | Qual | RPD Limits |
|---|---|---|---|---|---|---|---|---|
| Volatile Organics by GC/MS - Westborough Lab Associated sample(s): 09 Batch: WG1740036-3 WG1740036-4 | | | | | | | | |
| Bromochloromethane | 97 | | 98 | | 70-130 | 1 | | 20 |
| 2,2-Dichloropropane | 96 | | 100 | | 63-133 | 4 | | 20 |
| 1,2-Dibromoethane | 98 | | 110 | | 70-130 | 12 | | 20 |
| 1,3-Dichloropropane | 95 | | 98 | | 70-130 | 3 | | 20 |
| 1,1,1,2-Tetrachloroethane | 90 | | 94 | | 64-130 | 4 | | 20 |
| Bromobenzene | 96 | | 100 | | 70-130 | 4 | | 20 |
| n-Butylbenzene | 95 | | 99 | | 53-136 | 4 | | 20 |
| sec-Butylbenzene | 98 | | 100 | | 70-130 | 2 | | 20 |
| tert-Butylbenzene | 99 | | 100 | | 70-130 | 1 | | 20 |
| o-Chlorotoluene | 92 | | 97 | | 70-130 | 5 | | 20 |
| p-Chlorotoluene | 93 | | 97 | | 70-130 | 4 | | 20 |
| 1,2-Dibromo-3-chloropropane | 98 | | 110 | | 41-144 | 12 | | 20 |
| Hexachlorobutadiene | 83 | | 92 | | 63-130 | 10 | | 20 |
| Isopropylbenzene | 98 | | 100 | | 70-130 | 2 | | 20 |
| p-Isopropyltoluene | 96 | | 100 | | 70-130 | 4 | | 20 |
| Naphthalene | 94 | | 110 | | 70-130 | 16 | | 20 |
| n-Propylbenzene | 96 | | 100 | | 69-130 | 4 | | 20 |
| 1,2,3-Trichlorobenzene | 92 | | 97 | | 70-130 | 5 | | 20 |
| 1,2,4-Trichlorobenzene | 88 | | 95 | | 70-130 | 8 | | 20 |
| 1,3,5-Trimethylbenzene | 93 | | 98 | | 64-130 | 5 | | 20 |
| 1,2,4-Trimethylbenzene | 93 | | 96 | | 70-130 | 3 | | 20 |
| 1,4-Dioxane | 118 | | 110 | | 56-162 | 7 | | 20 |
| p-Diethylbenzene | 94 | | 99 | | 70-130 | 5 | | 20 |

# Lab Control Sample Analysis
## Batch Quality Control

**Project Name:** NORTH MAIN STREET SITE
**Project Number:** 12814:3
**Lab Number:** L2305048
**Report Date:** 02/20/23

| Parameter | LCS %Recovery | Qual | LCSD %Recovery | Qual | %Recovery Limits | RPD | Qual | RPD Limits |
|---|---|---|---|---|---|---|---|---|
| Volatile Organics by GC/MS - Westborough Lab Associated sample(s): 09 Batch: WG1740036-3 WG1740036-4 | | | | | | | | |
| p-Ethyltoluene | 95 | | 99 | | 70-130 | 4 | | 20 |
| 1,2,4,5-Tetramethylbenzene | 87 | | 95 | | 70-130 | 9 | | 20 |
| Ethyl ether | 120 | | 130 | | 59-134 | 8 | | 20 |
| trans-1,4-Dichloro-2-butene | 71 | | 79 | | 70-130 | 11 | | 20 |

| Surrogate | LCS %Recovery | Qual | LCSD %Recovery | Qual | Acceptance Criteria |
|---|---|---|---|---|---|
| 1,2-Dichloroethane-d4 | 107 | | 104 | | 70-130 |
| Toluene-d8 | 101 | | 103 | | 70-130 |
| 4-Bromofluorobenzene | 93 | | 96 | | 70-130 |
| Dibromofluoromethane | 99 | | 97 | | 70-130 |

# Lab Control Sample Analysis
## Batch Quality Control

**Project Name:** NORTH MAIN STREET SITE
**Project Number:** 12814:3
**Lab Number:** L2305048
**Report Date:** 02/20/23

| Parameter | LCS %Recovery | Qual | LCSD %Recovery | Qual | %Recovery Limits | RPD | Qual | RPD Limits |
|---|---|---|---|---|---|---|---|---|
| Volatile Organics by EPA 5035 Low - Westborough Lab Associated sample(s): 01-08 Batch: WG1740089-3 WG1740089-4 | | | | | | | | |
| Methylene chloride | 88 | | 86 | | 70-130 | 2 | | 30 |
| 1,1-Dichloroethane | 96 | | 94 | | 70-130 | 2 | | 30 |
| Chloroform | 101 | | 99 | | 70-130 | 2 | | 30 |
| Carbon tetrachloride | 101 | | 99 | | 70-130 | 2 | | 30 |
| 1,2-Dichloropropane | 100 | | 98 | | 70-130 | 2 | | 30 |
| Dibromochloromethane | 100 | | 99 | | 70-130 | 1 | | 30 |
| 1,1,2-Trichloroethane | 97 | | 96 | | 70-130 | 1 | | 30 |
| Tetrachloroethene | 103 | | 98 | | 70-130 | 5 | | 30 |
| Chlorobenzene | 98 | | 95 | | 70-130 | 3 | | 30 |
| Trichlorofluoromethane | 109 | | 105 | | 70-139 | 4 | | 30 |
| 1,2-Dichloroethane | 94 | | 95 | | 70-130 | 1 | | 30 |
| 1,1,1-Trichloroethane | 103 | | 99 | | 70-130 | 4 | | 30 |
| Bromodichloromethane | 100 | | 100 | | 70-130 | 0 | | 30 |
| trans-1,3-Dichloropropene | 96 | | 97 | | 70-130 | 1 | | 30 |
| cis-1,3-Dichloropropene | 104 | | 104 | | 70-130 | 0 | | 30 |
| 1,1-Dichloropropene | 101 | | 98 | | 70-130 | 3 | | 30 |
| Bromoform | 99 | | 97 | | 70-130 | 2 | | 30 |
| 1,1,2,2-Tetrachloroethane | 92 | | 93 | | 70-130 | 1 | | 30 |
| Benzene | 100 | | 98 | | 70-130 | 2 | | 30 |
| Toluene | 95 | | 92 | | 70-130 | 3 | | 30 |
| Ethylbenzene | 97 | | 94 | | 70-130 | 3 | | 30 |
| Chloromethane | 88 | | 84 | | 52-130 | 5 | | 30 |
| Bromomethane | 108 | | 103 | | 57-147 | 5 | | 30 |

# Lab Control Sample Analysis
## Batch Quality Control

**Project Name:** NORTH MAIN STREET SITE
**Project Number:** 12814:3
**Lab Number:** L2305048
**Report Date:** 02/20/23

| Parameter | LCS %Recovery | Qual | LCSD %Recovery | Qual | %Recovery Limits | RPD | Qual | RPD Limits |
|---|---|---|---|---|---|---|---|---|
| Volatile Organics by EPA 5035 Low - Westborough Lab Associated sample(s): 01-08 Batch: WG1740089-3 WG1740089-4 | | | | | | | | |
| Vinyl chloride | 101 | | 97 | | 67-130 | 4 | | 30 |
| Chloroethane | 112 | | 108 | | 50-151 | 4 | | 30 |
| 1,1-Dichloroethene | 101 | | 98 | | 65-135 | 3 | | 30 |
| trans-1,2-Dichloroethene | 100 | | 98 | | 70-130 | 2 | | 30 |
| Trichloroethene | 105 | | 101 | | 70-130 | 4 | | 30 |
| 1,2-Dichlorobenzene | 95 | | 94 | | 70-130 | 1 | | 30 |
| 1,3-Dichlorobenzene | 96 | | 95 | | 70-130 | 1 | | 30 |
| 1,4-Dichlorobenzene | 96 | | 93 | | 70-130 | 3 | | 30 |
| Methyl tert butyl ether | 106 | | 107 | | 66-130 | 1 | | 30 |
| p/m-Xylene | 103 | | 98 | | 70-130 | 5 | | 30 |
| o-Xylene | 105 | | 101 | | 70-130 | 4 | | 30 |
| cis-1,2-Dichloroethene | 103 | | 100 | | 70-130 | 3 | | 30 |
| Dibromomethane | 102 | | 106 | | 70-130 | 4 | | 30 |
| Styrene | 108 | | 105 | | 70-130 | 3 | | 30 |
| Dichlorodifluoromethane | 96 | | 92 | | 30-146 | 4 | | 30 |
| Acetone | 89 | | 94 | | 54-140 | 5 | | 30 |
| Carbon disulfide | **157** | Q | **151** | Q | 59-130 | 4 | | 30 |
| 2-Butanone | 98 | | 100 | | 70-130 | 2 | | 30 |
| Vinyl acetate | 108 | | 110 | | 70-130 | 2 | | 30 |
| 4-Methyl-2-pentanone | 88 | | 91 | | 70-130 | 3 | | 30 |
| 1,2,3-Trichloropropane | 91 | | 92 | | 68-130 | 1 | | 30 |
| 2-Hexanone | 93 | | 97 | | 70-130 | 4 | | 30 |
| Bromochloromethane | 107 | | 106 | | 70-130 | 1 | | 30 |

# Lab Control Sample Analysis
## Batch Quality Control

**Project Name:** NORTH MAIN STREET SITE
**Project Number:** 12814:3
**Lab Number:** L2305048
**Report Date:** 02/20/23

| Parameter | LCS %Recovery | Qual | LCSD %Recovery | Qual | %Recovery Limits | RPD | Qual | RPD Limits |
|---|---|---|---|---|---|---|---|---|
| Volatile Organics by EPA 5035 Low - Westborough Lab Associated sample(s): 01-08 Batch: WG1740089-3 WG1740089-4 | | | | | | | | |
| 2,2-Dichloropropane | 101 | | 96 | | 70-130 | 5 | | 30 |
| 1,2-Dibromoethane | 103 | | 102 | | 70-130 | 1 | | 30 |
| 1,3-Dichloropropane | 95 | | 95 | | 69-130 | 0 | | 30 |
| 1,1,1,2-Tetrachloroethane | 104 | | 102 | | 70-130 | 2 | | 30 |
| Bromobenzene | 94 | | 91 | | 70-130 | 3 | | 30 |
| n-Butylbenzene | 100 | | 95 | | 70-130 | 5 | | 30 |
| sec-Butylbenzene | 98 | | 94 | | 70-130 | 4 | | 30 |
| tert-Butylbenzene | 97 | | 92 | | 70-130 | 5 | | 30 |
| o-Chlorotoluene | 90 | | 86 | | 70-130 | 5 | | 30 |
| p-Chlorotoluene | 92 | | 89 | | 70-130 | 3 | | 30 |
| 1,2-Dibromo-3-chloropropane | 95 | | 96 | | 68-130 | 1 | | 30 |
| Hexachlorobutadiene | 102 | | 98 | | 67-130 | 4 | | 30 |
| Isopropylbenzene | 95 | | 91 | | 70-130 | 4 | | 30 |
| p-Isopropyltoluene | 99 | | 95 | | 70-130 | 4 | | 30 |
| Naphthalene | 98 | | 98 | | 70-130 | 0 | | 30 |
| Acrylonitrile | 105 | | 107 | | 70-130 | 2 | | 30 |
| n-Propylbenzene | 92 | | 89 | | 70-130 | 3 | | 30 |
| 1,2,3-Trichlorobenzene | 103 | | 101 | | 70-130 | 2 | | 30 |
| 1,2,4-Trichlorobenzene | 101 | | 100 | | 70-130 | 1 | | 30 |
| 1,3,5-Trimethylbenzene | 95 | | 93 | | 70-130 | 2 | | 30 |
| 1,2,4-Trimethylbenzene | 97 | | 93 | | 70-130 | 4 | | 30 |
| 1,4-Dioxane | 100 | | 108 | | 65-136 | 8 | | 30 |
| p-Diethylbenzene | 102 | | 97 | | 70-130 | 5 | | 30 |

# Lab Control Sample Analysis
## Batch Quality Control

**Project Name:** NORTH MAIN STREET SITE
**Project Number:** 12814:3
**Lab Number:** L2305048
**Report Date:** 02/20/23

| Parameter | LCS %Recovery | Qual | LCSD %Recovery | Qual | %Recovery Limits | RPD | Qual | RPD Limits |
|---|---|---|---|---|---|---|---|---|
| Volatile Organics by EPA 5035 Low - Westborough Lab Associated sample(s): 01-08 Batch: WG1740089-3 WG1740089-4 | | | | | | | | |
| p-Ethyltoluene | 96 | | 93 | | 70-130 | 3 | | 30 |
| 1,2,4,5-Tetramethylbenzene | 98 | | 96 | | 70-130 | 2 | | 30 |
| Ethyl ether | 113 | | 114 | | 67-130 | 1 | | 30 |
| trans-1,4-Dichloro-2-butene | 100 | | 102 | | 70-130 | 2 | | 30 |

| Surrogate | LCS %Recovery | Qual | LCSD %Recovery | Qual | Acceptance Criteria |
|---|---|---|---|---|---|
| 1,2-Dichloroethane-d4 | 93 | | 96 | | 70-130 |
| Toluene-d8 | 95 | | 95 | | 70-130 |
| 4-Bromofluorobenzene | 89 | | 90 | | 70-130 |
| Dibromofluoromethane | 100 | | 101 | | 70-130 |

# SEMIVOLATILES

**Project Name:** NORTH MAIN STREET SITE **Lab Number:** L2305048

**Project Number:** 12814:3 **Report Date:** 02/20/23

## SAMPLE RESULTS

Lab ID: L2305048-01
Client ID: SB-202 (0.5-1.5)
Sample Location: 128-156 NORTH MAIN ST. PORT CHESTER NY

Date Collected: 01/30/23 12:40
Date Received: 01/30/23
Field Prep: Not Specified

Sample Depth:
Matrix: Soil
Analytical Method: 1,8270E
Analytical Date: 02/01/23 15:31
Analyst: MG
Percent Solids: 83%

Extraction Method: EPA 3546
Extraction Date: 01/31/23 19:55

| Parameter | Result | Qualifier | Units | RL | MDL | Dilution Factor |
|---|---|---|---|---|---|---|
| **Semivolatile Organics by GC/MS - Westborough Lab** | | | | | | |
| Acenaphthene | ND | | ug/kg | 160 | 21. | 1 |
| 1,2,4-Trichlorobenzene | ND | | ug/kg | 200 | 23. | 1 |
| Hexachlorobenzene | ND | | ug/kg | 120 | 22. | 1 |
| Bis(2-chloroethyl)ether | ND | | ug/kg | 180 | 27. | 1 |
| 2-Chloronaphthalene | ND | | ug/kg | 200 | 20. | 1 |
| 1,2-Dichlorobenzene | ND | | ug/kg | 200 | 36. | 1 |
| 1,3-Dichlorobenzene | ND | | ug/kg | 200 | 34. | 1 |
| 1,4-Dichlorobenzene | ND | | ug/kg | 200 | 35. | 1 |
| 3,3'-Dichlorobenzidine | ND | | ug/kg | 200 | 53. | 1 |
| 2,4-Dinitrotoluene | ND | | ug/kg | 200 | 40. | 1 |
| 2,6-Dinitrotoluene | ND | | ug/kg | 200 | 34. | 1 |
| Fluoranthene | 210 | | ug/kg | 120 | 23. | 1 |
| 4-Chlorophenyl phenyl ether | ND | | ug/kg | 200 | 21. | 1 |
| 4-Bromophenyl phenyl ether | ND | | ug/kg | 200 | 30. | 1 |
| Bis(2-chloroisopropyl)ether | ND | | ug/kg | 240 | 34. | 1 |
| Bis(2-chloroethoxy)methane | ND | | ug/kg | 220 | 20. | 1 |
| Hexachlorobutadiene | ND | | ug/kg | 200 | 29. | 1 |
| Hexachlorocyclopentadiene | ND | | ug/kg | 570 | 180 | 1 |
| Hexachloroethane | ND | | ug/kg | 160 | 32. | 1 |
| Isophorone | ND | | ug/kg | 180 | 26. | 1 |
| Naphthalene | 27 | J | ug/kg | 200 | 24. | 1 |
| Nitrobenzene | ND | | ug/kg | 180 | 29. | 1 |
| NDPA/DPA | ND | | ug/kg | 160 | 23. | 1 |
| n-Nitrosodi-n-propylamine | ND | | ug/kg | 200 | 31. | 1 |
| Bis(2-ethylhexyl)phthalate | ND | | ug/kg | 200 | 69. | 1 |
| Butyl benzyl phthalate | ND | | ug/kg | 200 | 50. | 1 |
| Di-n-butylphthalate | ND | | ug/kg | 200 | 38. | 1 |
| Di-n-octylphthalate | ND | | ug/kg | 200 | 68. | 1 |

**Project Name:** NORTH MAIN STREET SITE **Lab Number:** L2305048

**Project Number:** 12814:3 **Report Date:** 02/20/23

## SAMPLE RESULTS

Lab ID: L2305048-01 Date Collected: 01/30/23 12:40

Client ID: SB-202 (0.5-1.5) Date Received: 01/30/23

Sample Location: 128-156 NORTH MAIN ST. PORT CHESTER NY Field Prep: Not Specified

Sample Depth:

| Parameter | Result | Qualifier | Units | RL | MDL | Dilution Factor |
|---|---|---|---|---|---|---|
| Semivolatile Organics by GC/MS - Westborough Lab | | | | | | |
| Diethyl phthalate | ND | | ug/kg | 200 | 18. | 1 |
| Dimethyl phthalate | ND | | ug/kg | 200 | 42. | 1 |
| Benzo(a)anthracene | 110 | J | ug/kg | 120 | 22. | 1 |
| Benzo(a)pyrene | 110 | J | ug/kg | 160 | 49. | 1 |
| Benzo(b)fluoranthene | 140 | | ug/kg | 120 | 34. | 1 |
| Benzo(k)fluoranthene | 51 | J | ug/kg | 120 | 32. | 1 |
| Chrysene | 120 | | ug/kg | 120 | 21. | 1 |
| Acenaphthylene | ND | | ug/kg | 160 | 31. | 1 |
| Anthracene | ND | | ug/kg | 120 | 39. | 1 |
| Benzo(ghi)perylene | 63 | J | ug/kg | 160 | 23. | 1 |
| Fluorene | ND | | ug/kg | 200 | 19. | 1 |
| Phenanthrene | 160 | | ug/kg | 120 | 24. | 1 |
| Dibenzo(a,h)anthracene | ND | | ug/kg | 120 | 23. | 1 |
| Indeno(1,2,3-cd)pyrene | 74 | J | ug/kg | 160 | 28. | 1 |
| Pyrene | 200 | | ug/kg | 120 | 20. | 1 |
| Biphenyl | ND | | ug/kg | 450 | 26. | 1 |
| 4-Chloroaniline | ND | | ug/kg | 200 | 36. | 1 |
| 2-Nitroaniline | ND | | ug/kg | 200 | 38. | 1 |
| 3-Nitroaniline | ND | | ug/kg | 200 | 38. | 1 |
| 4-Nitroaniline | ND | | ug/kg | 200 | 82. | 1 |
| Dibenzofuran | ND | | ug/kg | 200 | 19. | 1 |
| 2-Methylnaphthalene | ND | | ug/kg | 240 | 24. | 1 |
| 1,2,4,5-Tetrachlorobenzene | ND | | ug/kg | 200 | 21. | 1 |
| Acetophenone | ND | | ug/kg | 200 | 25. | 1 |
| 2,4,6-Trichlorophenol | ND | | ug/kg | 120 | 38. | 1 |
| p-Chloro-m-cresol | ND | | ug/kg | 200 | 30. | 1 |
| 2-Chlorophenol | ND | | ug/kg | 200 | 24. | 1 |
| 2,4-Dichlorophenol | ND | | ug/kg | 180 | 32. | 1 |
| 2,4-Dimethylphenol | ND | | ug/kg | 200 | 66. | 1 |
| 2-Nitrophenol | ND | | ug/kg | 430 | 75. | 1 |
| 4-Nitrophenol | ND | | ug/kg | 280 | 81. | 1 |
| 2,4-Dinitrophenol | ND | | ug/kg | 960 | 93. | 1 |
| 4,6-Dinitro-o-cresol | ND | | ug/kg | 520 | 96. | 1 |
| Pentachlorophenol | ND | | ug/kg | 160 | 44. | 1 |
| Phenol | ND | | ug/kg | 200 | 30. | 1 |
| 2-Methylphenol | ND | | ug/kg | 200 | 31. | 1 |
| 3-Methylphenol/4-Methylphenol | ND | | ug/kg | 290 | 31. | 1 |

**Project Name:** NORTH MAIN STREET SITE **Lab Number:** L2305048

**Project Number:** 12814:3 **Report Date:** 02/20/23

## SAMPLE RESULTS

| | | | |
|---|---|---|---|
| Lab ID: | L2305048-01 | Date Collected: | 01/30/23 12:40 |
| Client ID: | SB-202 (0.5-1.5) | Date Received: | 01/30/23 |
| Sample Location: | 128-156 NORTH MAIN ST. PORT CHESTER NY | Field Prep: | Not Specified |

Sample Depth:

| Parameter | Result | Qualifier | Units | RL | MDL | Dilution Factor |
|---|---|---|---|---|---|---|
| **Semivolatile Organics by GC/MS - Westborough Lab** | | | | | | |
| 2,4,5-Trichlorophenol | ND | | ug/kg | 200 | 38. | 1 |
| Benzoic Acid | ND | | ug/kg | 640 | 200 | 1 |
| Benzyl Alcohol | ND | | ug/kg | 200 | 61. | 1 |
| Carbazole | 24 | J | ug/kg | 200 | 19. | 1 |
| 1,4-Dioxane | ND | | ug/kg | 30 | 9.2 | 1 |

| Tentatively Identified Compounds | | | | |
|---|---|---|---|---|
| Total TIC Compounds | 190 | J | ug/kg | 1 |
| Unknown Organic Acid | 190 | J | ug/kg | 1 |

| Surrogate | % Recovery | Qualifier | Acceptance Criteria |
|---|---|---|---|
| 2-Fluorophenol | 62 | | 25-120 |
| Phenol-d6 | 60 | | 10-120 |
| Nitrobenzene-d5 | 56 | | 23-120 |
| 2-Fluorobiphenyl | 55 | | 30-120 |
| 2,4,6-Tribromophenol | 60 | | 10-136 |
| 4-Terphenyl-d14 | 46 | | 18-120 |

**Project Name:** NORTH MAIN STREET SITE **Lab Number:** L2305048

**Project Number:** 12814:3 **Report Date:** 02/20/23

## SAMPLE RESULTS

Lab ID: L2305048-02
Client ID: SB-203 (2-3)
Sample Location: 128-156 NORTH MAIN ST. PORT CHESTER NY

Date Collected: 01/30/23 13:30
Date Received: 01/30/23
Field Prep: Not Specified

Sample Depth:
Matrix: Soil
Analytical Method: 1,8270E
Analytical Date: 02/01/23 15:55
Analyst: MG
Percent Solids: 91%

Extraction Method: EPA 3546
Extraction Date: 01/31/23 19:55

| Parameter | Result | Qualifier | Units | RL | MDL | Dilution Factor |
|---|---|---|---|---|---|---|
| **Semivolatile Organics by GC/MS - Westborough Lab** | | | | | | |
| Acenaphthene | 21 | J | ug/kg | 140 | 18. | 1 |
| 1,2,4-Trichlorobenzene | ND | | ug/kg | 180 | 20. | 1 |
| Hexachlorobenzene | ND | | ug/kg | 110 | 20. | 1 |
| Bis(2-chloroethyl)ether | ND | | ug/kg | 160 | 24. | 1 |
| 2-Chloronaphthalene | ND | | ug/kg | 180 | 18. | 1 |
| 1,2-Dichlorobenzene | ND | | ug/kg | 180 | 32. | 1 |
| 1,3-Dichlorobenzene | ND | | ug/kg | 180 | 31. | 1 |
| 1,4-Dichlorobenzene | ND | | ug/kg | 180 | 31. | 1 |
| 3,3'-Dichlorobenzidine | ND | | ug/kg | 180 | 48. | 1 |
| 2,4-Dinitrotoluene | ND | | ug/kg | 180 | 36. | 1 |
| 2,6-Dinitrotoluene | ND | | ug/kg | 180 | 31. | 1 |
| Fluoranthene | 500 | | ug/kg | 110 | 21. | 1 |
| 4-Chlorophenyl phenyl ether | ND | | ug/kg | 180 | 19. | 1 |
| 4-Bromophenyl phenyl ether | ND | | ug/kg | 180 | 27. | 1 |
| Bis(2-chloroisopropyl)ether | ND | | ug/kg | 220 | 31. | 1 |
| Bis(2-chloroethoxy)methane | ND | | ug/kg | 190 | 18. | 1 |
| Hexachlorobutadiene | ND | | ug/kg | 180 | 26. | 1 |
| Hexachlorocyclopentadiene | ND | | ug/kg | 510 | 160 | 1 |
| Hexachloroethane | ND | | ug/kg | 140 | 29. | 1 |
| Isophorone | ND | | ug/kg | 160 | 23. | 1 |
| Naphthalene | 39 | J | ug/kg | 180 | 22. | 1 |
| Nitrobenzene | ND | | ug/kg | 160 | 26. | 1 |
| NDPA/DPA | ND | | ug/kg | 140 | 20. | 1 |
| n-Nitrosodi-n-propylamine | ND | | ug/kg | 180 | 28. | 1 |
| Bis(2-ethylhexyl)phthalate | ND | | ug/kg | 180 | 62. | 1 |
| Butyl benzyl phthalate | ND | | ug/kg | 180 | 45. | 1 |
| Di-n-butylphthalate | ND | | ug/kg | 180 | 34. | 1 |
| Di-n-octylphthalate | ND | | ug/kg | 180 | 61. | 1 |

**Project Name:** NORTH MAIN STREET SITE **Lab Number:** L2305048

**Project Number:** 12814:3 **Report Date:** 02/20/23

## SAMPLE RESULTS

Lab ID: L2305048-02 Date Collected: 01/30/23 13:30

Client ID: SB-203 (2-3) Date Received: 01/30/23

Sample Location: 128-156 NORTH MAIN ST. PORT CHESTER NY Field Prep: Not Specified

Sample Depth:

| Parameter | Result | Qualifier | Units | RL | MDL | Dilution Factor |
|---|---|---|---|---|---|---|
| Semivolatile Organics by GC/MS - Westborough Lab | | | | | | |
| Diethyl phthalate | ND | | ug/kg | 180 | 17. | 1 |
| Dimethyl phthalate | ND | | ug/kg | 180 | 38. | 1 |
| Benzo(a)anthracene | 230 | | ug/kg | 110 | 20. | 1 |
| Benzo(a)pyrene | 260 | | ug/kg | 140 | 44. | 1 |
| Benzo(b)fluoranthene | 320 | | ug/kg | 110 | 30. | 1 |
| Benzo(k)fluoranthene | 120 | | ug/kg | 110 | 29. | 1 |
| Chrysene | 260 | | ug/kg | 110 | 19. | 1 |
| Acenaphthylene | ND | | ug/kg | 140 | 28. | 1 |
| Anthracene | 56 | J | ug/kg | 110 | 35. | 1 |
| Benzo(ghi)perylene | 130 | J | ug/kg | 140 | 21. | 1 |
| Fluorene | 21 | J | ug/kg | 180 | 17. | 1 |
| Phenanthrene | 360 | | ug/kg | 110 | 22. | 1 |
| Dibenzo(a,h)anthracene | 36 | J | ug/kg | 110 | 21. | 1 |
| Indeno(1,2,3-cd)pyrene | 150 | | ug/kg | 140 | 25. | 1 |
| Pyrene | 410 | | ug/kg | 110 | 18. | 1 |
| Biphenyl | ND | | ug/kg | 410 | 23. | 1 |
| 4-Chloroaniline | ND | | ug/kg | 180 | 33. | 1 |
| 2-Nitroaniline | ND | | ug/kg | 180 | 35. | 1 |
| 3-Nitroaniline | ND | | ug/kg | 180 | 34. | 1 |
| 4-Nitroaniline | ND | | ug/kg | 180 | 74. | 1 |
| Dibenzofuran | ND | | ug/kg | 180 | 17. | 1 |
| 2-Methylnaphthalene | 22 | J | ug/kg | 220 | 22. | 1 |
| 1,2,4,5-Tetrachlorobenzene | ND | | ug/kg | 180 | 19. | 1 |
| Acetophenone | ND | | ug/kg | 180 | 22. | 1 |
| 2,4,6-Trichlorophenol | ND | | ug/kg | 110 | 34. | 1 |
| p-Chloro-m-cresol | ND | | ug/kg | 180 | 27. | 1 |
| 2-Chlorophenol | ND | | ug/kg | 180 | 21. | 1 |
| 2,4-Dichlorophenol | ND | | ug/kg | 160 | 29. | 1 |
| 2,4-Dimethylphenol | ND | | ug/kg | 180 | 59. | 1 |
| 2-Nitrophenol | ND | | ug/kg | 390 | 67. | 1 |
| 4-Nitrophenol | ND | | ug/kg | 250 | 73. | 1 |
| 2,4-Dinitrophenol | ND | | ug/kg | 860 | 84. | 1 |
| 4,6-Dinitro-o-cresol | ND | | ug/kg | 470 | 86. | 1 |
| Pentachlorophenol | ND | | ug/kg | 140 | 39. | 1 |
| Phenol | ND | | ug/kg | 180 | 27. | 1 |
| 2-Methylphenol | ND | | ug/kg | 180 | 28. | 1 |
| 3-Methylphenol/4-Methylphenol | ND | | ug/kg | 260 | 28. | 1 |

**Project Name:** NORTH MAIN STREET SITE **Lab Number:** L2305048

**Project Number:** 12814:3 **Report Date:** 02/20/23

## SAMPLE RESULTS

Lab ID: L2305048-02 Date Collected: 01/30/23 13:30

Client ID: SB-203 (2-3) Date Received: 01/30/23

Sample Location: 128-156 NORTH MAIN ST. PORT CHESTER NY Field Prep: Not Specified

Sample Depth:

| Parameter | Result | Qualifier | Units | RL | MDL | Dilution Factor |
|---|---|---|---|---|---|---|
| **Semivolatile Organics by GC/MS - Westborough Lab** | | | | | | |
| 2,4,5-Trichlorophenol | ND | | ug/kg | 180 | 34. | 1 |
| Benzoic Acid | ND | | ug/kg | 580 | 180 | 1 |
| Benzyl Alcohol | ND | | ug/kg | 180 | 55. | 1 |
| Carbazole | 58 | J | ug/kg | 180 | 17. | 1 |
| 1,4-Dioxane | ND | | ug/kg | 27 | 8.2 | 1 |

| Tentatively Identified Compounds | | | | |
|---|---|---|---|---|
| Total TIC Compounds | 182 | J | ug/kg | 1 |
| Unknown PAH | 182 | J | ug/kg | 1 |

| Surrogate | % Recovery | Qualifier | Acceptance Criteria |
|---|---|---|---|
| 2-Fluorophenol | 57 | | 25-120 |
| Phenol-d6 | 56 | | 10-120 |
| Nitrobenzene-d5 | 48 | | 23-120 |
| 2-Fluorobiphenyl | 50 | | 30-120 |
| 2,4,6-Tribromophenol | 55 | | 10-136 |
| 4-Terphenyl-d14 | 39 | | 18-120 |

**Project Name:** NORTH MAIN STREET SITE
**Project Number:** 12814:3
**Lab Number:** L2305048
**Report Date:** 02/20/23

## SAMPLE RESULTS

Lab ID: L2305048-02
Client ID: SB-203 (2-3)
Sample Location: 128-156 NORTH MAIN ST. PORT CHESTER NY

Date Collected: 01/30/23 13:30
Date Received: 01/30/23
Field Prep: Not Specified

Sample Depth:
Matrix: Soil
Analytical Method: 144,1633
Analytical Date: 02/15/23 18:26
Analyst: LMV
Percent Solids: 91%

Extraction Method: EPA 1633
Extraction Date: 02/12/23 05:47
Cleanup Method: EPA 1633
Cleanup Date: 02/13/23

| Parameter | Result | Qualifier | Units | RL | MDL | Dilution Factor |
|---|---|---|---|---|---|---|
| **Perfluorinated Alkyl Acids by EPA 1633 - Mansfield Lab** | | | | | | |
| Perfluorobutanoic Acid (PFBA) | ND | | ng/g | 0.783 | 0.049 | 1 |
| Perfluoropentanoic Acid (PFPeA) | ND | | ng/g | 0.392 | 0.055 | 1 |
| Perfluorobutanesulfonic Acid (PFBS) | ND | | ng/g | 0.196 | 0.042 | 1 |
| Perfluorohexanoic Acid (PFHxA) | ND | | ng/g | 0.196 | 0.045 | 1 |
| Perfluoroheptanoic Acid (PFHpA) | ND | | ng/g | 0.196 | 0.023 | 1 |
| Perfluorohexanesulfonic Acid (PFHxS) | ND | | ng/g | 0.196 | 0.058 | 1 |
| Perfluorooctanoic Acid (PFOA) | 0.117 | J | ng/g | 0.196 | 0.051 | 1 |
| 1H,1H,2H,2H-Perfluorooctanesulfonic Acid (6:2FTS) | ND | | ng/g | 0.783 | 0.274 | 1 |
| Perfluoroheptanesulfonic Acid (PFHpS) | ND | | ng/g | 0.196 | 0.036 | 1 |
| Perfluorononanoic Acid (PFNA) | ND | | ng/g | 0.196 | 0.077 | 1 |
| Perfluorooctanesulfonic Acid (PFOS) | 0.211 | | ng/g | 0.196 | 0.078 | 1 |
| Perfluorodecanoic Acid (PFDA) | ND | | ng/g | 0.196 | 0.074 | 1 |
| 1H,1H,2H,2H-Perfluorodecanesulfonic Acid (8:2FTS) | ND | | ng/g | 0.783 | 0.379 | 1 |
| N-Methyl Perfluorooctanesulfonamidoacetic Acid (NMeFOSAA) | ND | | ng/g | 0.196 | 0.098 | 1 |
| Perfluoroundecanoic Acid (PFUnA) | ND | | ng/g | 0.196 | 0.050 | 1 |
| Perfluorodecanesulfonic Acid (PFDS) | ND | | ng/g | 0.196 | 0.031 | 1 |
| Perfluorooctanesulfonamide (PFOSA) | ND | | ng/g | 0.196 | 0.042 | 1 |
| N-Ethyl Perfluorooctanesulfonamidoacetic Acid (NEtFOSAA) | 0.086 | J | ng/g | 0.196 | 0.081 | 1 |
| Perfluorododecanoic Acid (PFDoA) | ND | | ng/g | 0.196 | 0.040 | 1 |
| Perfluorotridecanoic Acid (PFTrDA) | ND | | ng/g | 0.196 | 0.052 | 1 |
| Perfluorotetradecanoic Acid (PFTeDA) | ND | | ng/g | 0.196 | 0.104 | 1 |
| PFOA/PFOS, Total | 0.328 | J | ng/g | 0.196 | 0.051 | 1 |

**Project Name:** NORTH MAIN STREET SITE **Lab Number:** L2305048

**Project Number:** 12814:3 **Report Date:** 02/20/23

## SAMPLE RESULTS

| | | | |
|---|---|---|---|
| Lab ID: | L2305048-02 | Date Collected: | 01/30/23 13:30 |
| Client ID: | SB-203 (2-3) | Date Received: | 01/30/23 |
| Sample Location: | 128-156 NORTH MAIN ST. PORT CHESTER NY | Field Prep: | Not Specified |

Sample Depth:

| Parameter | Result | Qualifier | Units | RL | MDL | Dilution Factor |
|---|---|---|---|---|---|---|

Perfluorinated Alkyl Acids by EPA 1633 - Mansfield Lab

| Surrogate | % Recovery | Qualifier | Acceptance Criteria |
|---|---|---|---|
| Perfluoro-n-[13C4]Butanoic Acid (13C4-PFBA) | 74 | | 20-150 |
| Perfluoro-n-[13C5]Pentanoic Acid (13C5-PFPeA) | 82 | | 20-150 |
| Perfluoro-1-[2,3,4-13C3]Butanesulfonic Acid (13C3-PFBS) | 82 | | 20-150 |
| Perfluoro-n-[1,2,3,4,6-13C5]Hexanoic Acid (13C5-PFHxA) | 78 | | 20-150 |
| Perfluoro-n-[1,2,3,4-13C4]Heptanoic Acid (13C4-PFHpA) | 75 | | 20-150 |
| Perfluoro-1-[1,2,3-13C3]Hexanesulfonic Acid (13C3-PFHxS) | 77 | | 20-150 |
| Perfluoro-n-[13C8]Octanoic Acid (13C8-PFOA) | 67 | | 20-150 |
| 1H,1H,2H,2H-Perfluoro-1-[1,2-13C2]Octanesulfonic Acid (13C2-6:2FTS) | 73 | | 20-150 |
| Perfluoro-n-[13C9]Nonanoic Acid (13C9-PFNA) | 77 | | 20-150 |
| Perfluoro-1-[13C8]Octanesulfonic Acid (13C8-PFOS) | 74 | | 20-150 |
| Perfluoro-n-[1,2,3,4,5,6-13C6]Decanoic Acid (13C6-PFDA) | 85 | | 20-150 |
| 1H,1H,2H,2H-Perfluoro-1-[1,2-13C2]Decanesulfonic Acid (13C2-8:2FTS) | 77 | | 20-150 |
| N-Methyl-d3-perfluoro-1-octanesulfonamidoacetic Acid (D3-NMeFOSAA) | 47 | | 20-150 |
| Perfluoro-n-[1,2,3,4,5,6,7-13C7]Undecanoic Acid (13C7-PFUnA) | 74 | | 20-150 |
| Perfluoro-1-[13C8]Octanesulfonamide (13C8-PFOSA) | 48 | | 20-150 |
| N-Ethyl-d5-perfluoro-1-octanesulfonamidoacetic Acid (D5-NEtFOSAA) | 52 | | 20-150 |
| Perfluoro-n-[1,2-13C2]Dodecanoic Acid (13C2-PFDoA) | 74 | | 20-150 |
| Perfluoro-n-[1,2-13C2]Tetradecanoic Acid (13C2-PFTeDA) | 58 | | 20-150 |

**Project Name:** NORTH MAIN STREET SITE **Lab Number:** L2305048

**Project Number:** 12814:3 **Report Date:** 02/20/23

## SAMPLE RESULTS

Lab ID: L2305048-03
Client ID: SB-211 (2-3)
Sample Location: 128-156 NORTH MAIN ST. PORT CHESTER NY

Date Collected: 01/30/23 09:00
Date Received: 01/30/23
Field Prep: Not Specified

Sample Depth:
Matrix: Soil
Analytical Method: 1,8270E
Analytical Date: 02/01/23 16:19
Analyst: MG
Percent Solids: 82%

Extraction Method: EPA 3546
Extraction Date: 01/31/23 19:55

| Parameter | Result | Qualifier | Units | RL | MDL | Dilution Factor |
|---|---|---|---|---|---|---|
| **Semivolatile Organics by GC/MS - Westborough Lab** | | | | | | |
| Acenaphthene | ND | | ug/kg | 160 | 20. | 1 |
| 1,2,4-Trichlorobenzene | ND | | ug/kg | 200 | 22. | 1 |
| Hexachlorobenzene | ND | | ug/kg | 120 | 22. | 1 |
| Bis(2-chloroethyl)ether | ND | | ug/kg | 180 | 27. | 1 |
| 2-Chloronaphthalene | ND | | ug/kg | 200 | 20. | 1 |
| 1,2-Dichlorobenzene | ND | | ug/kg | 200 | 35. | 1 |
| 1,3-Dichlorobenzene | ND | | ug/kg | 200 | 34. | 1 |
| 1,4-Dichlorobenzene | ND | | ug/kg | 200 | 34. | 1 |
| 3,3'-Dichlorobenzidine | ND | | ug/kg | 200 | 52. | 1 |
| 2,4-Dinitrotoluene | ND | | ug/kg | 200 | 39. | 1 |
| 2,6-Dinitrotoluene | ND | | ug/kg | 200 | 34. | 1 |
| Fluoranthene | 53 | J | ug/kg | 120 | 22. | 1 |
| 4-Chlorophenyl phenyl ether | ND | | ug/kg | 200 | 21. | 1 |
| 4-Bromophenyl phenyl ether | ND | | ug/kg | 200 | 30. | 1 |
| Bis(2-chloroisopropyl)ether | ND | | ug/kg | 240 | 34. | 1 |
| Bis(2-chloroethoxy)methane | ND | | ug/kg | 210 | 20. | 1 |
| Hexachlorobutadiene | ND | | ug/kg | 200 | 29. | 1 |
| Hexachlorocyclopentadiene | ND | | ug/kg | 560 | 180 | 1 |
| Hexachloroethane | ND | | ug/kg | 160 | 32. | 1 |
| Isophorone | ND | | ug/kg | 180 | 26. | 1 |
| Naphthalene | ND | | ug/kg | 200 | 24. | 1 |
| Nitrobenzene | ND | | ug/kg | 180 | 29. | 1 |
| NDPA/DPA | ND | | ug/kg | 160 | 22. | 1 |
| n-Nitrosodi-n-propylamine | ND | | ug/kg | 200 | 30. | 1 |
| Bis(2-ethylhexyl)phthalate | ND | | ug/kg | 200 | 68. | 1 |
| Butyl benzyl phthalate | ND | | ug/kg | 200 | 50. | 1 |
| Di-n-butylphthalate | ND | | ug/kg | 200 | 37. | 1 |
| Di-n-octylphthalate | ND | | ug/kg | 200 | 67. | 1 |

**Project Name:** NORTH MAIN STREET SITE **Lab Number:** L2305048

**Project Number:** 12814:3 **Report Date:** 02/20/23

## SAMPLE RESULTS

Lab ID: L2305048-03 Date Collected: 01/30/23 09:00

Client ID: SB-211 (2-3) Date Received: 01/30/23

Sample Location: 128-156 NORTH MAIN ST. PORT CHESTER NY Field Prep: Not Specified

Sample Depth:

| Parameter | Result | Qualifier | Units | RL | MDL | Dilution Factor |
|---|---|---|---|---|---|---|
| Semivolatile Organics by GC/MS - Westborough Lab | | | | | | |
| Diethyl phthalate | ND | | ug/kg | 200 | 18. | 1 |
| Dimethyl phthalate | ND | | ug/kg | 200 | 41. | 1 |
| Benzo(a)anthracene | 38 | J | ug/kg | 120 | 22. | 1 |
| Benzo(a)pyrene | ND | | ug/kg | 160 | 48. | 1 |
| Benzo(b)fluoranthene | 56 | J | ug/kg | 120 | 33. | 1 |
| Benzo(k)fluoranthene | ND | | ug/kg | 120 | 31. | 1 |
| Chrysene | 35 | J | ug/kg | 120 | 20. | 1 |
| Acenaphthylene | ND | | ug/kg | 160 | 30. | 1 |
| Anthracene | ND | | ug/kg | 120 | 38. | 1 |
| Benzo(ghi)perylene | 23 | J | ug/kg | 160 | 23. | 1 |
| Fluorene | ND | | ug/kg | 200 | 19. | 1 |
| Phenanthrene | 30 | J | ug/kg | 120 | 24. | 1 |
| Dibenzo(a,h)anthracene | ND | | ug/kg | 120 | 23. | 1 |
| Indeno(1,2,3-cd)pyrene | 31 | J | ug/kg | 160 | 27. | 1 |
| Pyrene | 45 | J | ug/kg | 120 | 20. | 1 |
| Biphenyl | ND | | ug/kg | 450 | 26. | 1 |
| 4-Chloroaniline | ND | | ug/kg | 200 | 36. | 1 |
| 2-Nitroaniline | ND | | ug/kg | 200 | 38. | 1 |
| 3-Nitroaniline | ND | | ug/kg | 200 | 37. | 1 |
| 4-Nitroaniline | ND | | ug/kg | 200 | 81. | 1 |
| Dibenzofuran | ND | | ug/kg | 200 | 19. | 1 |
| 2-Methylnaphthalene | ND | | ug/kg | 240 | 24. | 1 |
| 1,2,4,5-Tetrachlorobenzene | ND | | ug/kg | 200 | 20. | 1 |
| Acetophenone | ND | | ug/kg | 200 | 24. | 1 |
| 2,4,6-Trichlorophenol | ND | | ug/kg | 120 | 37. | 1 |
| p-Chloro-m-cresol | ND | | ug/kg | 200 | 29. | 1 |
| 2-Chlorophenol | ND | | ug/kg | 200 | 23. | 1 |
| 2,4-Dichlorophenol | ND | | ug/kg | 180 | 32. | 1 |
| 2,4-Dimethylphenol | ND | | ug/kg | 200 | 65. | 1 |
| 2-Nitrophenol | ND | | ug/kg | 420 | 74. | 1 |
| 4-Nitrophenol | ND | | ug/kg | 280 | 80. | 1 |
| 2,4-Dinitrophenol | ND | | ug/kg | 940 | 92. | 1 |
| 4,6-Dinitro-o-cresol | ND | | ug/kg | 510 | 94. | 1 |
| Pentachlorophenol | ND | | ug/kg | 160 | 43. | 1 |
| Phenol | ND | | ug/kg | 200 | 30. | 1 |
| 2-Methylphenol | ND | | ug/kg | 200 | 30. | 1 |
| 3-Methylphenol/4-Methylphenol | ND | | ug/kg | 280 | 31. | 1 |

**Project Name:** NORTH MAIN STREET SITE **Lab Number:** L2305048

**Project Number:** 12814:3 **Report Date:** 02/20/23

## SAMPLE RESULTS

Lab ID: L2305048-03 Date Collected: 01/30/23 09:00

Client ID: SB-211 (2-3) Date Received: 01/30/23

Sample Location: 128-156 NORTH MAIN ST. PORT CHESTER NY Field Prep: Not Specified

Sample Depth:

| Parameter | Result | Qualifier | Units | RL | MDL | Dilution Factor |
|---|---|---|---|---|---|---|
| **Semivolatile Organics by GC/MS - Westborough Lab** | | | | | | |
| 2,4,5-Trichlorophenol | ND | | ug/kg | 200 | 38. | 1 |
| Benzoic Acid | ND | | ug/kg | 640 | 200 | 1 |
| Benzyl Alcohol | ND | | ug/kg | 200 | 60. | 1 |
| Carbazole | ND | | ug/kg | 200 | 19. | 1 |
| 1,4-Dioxane | ND | | ug/kg | 30 | 9.0 | 1 |

**Tentatively Identified Compounds**

| | | | |
|---|---|---|---|
| No Tentatively Identified Compounds | ND | ug/kg | 1 |

| Surrogate | % Recovery | Qualifier | Acceptance Criteria |
|---|---|---|---|
| 2-Fluorophenol | 61 | | 25-120 |
| Phenol-d6 | 60 | | 10-120 |
| Nitrobenzene-d5 | 54 | | 23-120 |
| 2-Fluorobiphenyl | 59 | | 30-120 |
| 2,4,6-Tribromophenol | 57 | | 10-136 |
| 4-Terphenyl-d14 | 46 | | 18-120 |

**Project Name:** NORTH MAIN STREET SITE
**Project Number:** 12814:3
**Lab Number:** L2305048
**Report Date:** 02/20/23

## SAMPLE RESULTS

Lab ID: L2305048-04
Client ID: SB-212 (1.5-2.5)
Sample Location: 128-156 NORTH MAIN ST. PORT CHESTER NY

Date Collected: 01/30/23 09:30
Date Received: 01/30/23
Field Prep: Not Specified

Sample Depth:
Matrix: Soil
Analytical Method: 1,8270E
Analytical Date: 02/01/23 16:43
Analyst: MG
Percent Solids: 75%

Extraction Method: EPA 3546
Extraction Date: 01/31/23 19:55

| Parameter | Result | Qualifier | Units | RL | MDL | Dilution Factor |
|---|---|---|---|---|---|---|
| **Semivolatile Organics by GC/MS - Westborough Lab** | | | | | | |
| Acenaphthene | 85 | J | ug/kg | 180 | 23. | 1 |
| 1,2,4-Trichlorobenzene | ND | | ug/kg | 220 | 25. | 1 |
| Hexachlorobenzene | ND | | ug/kg | 130 | 25. | 1 |
| Bis(2-chloroethyl)ether | ND | | ug/kg | 200 | 30. | 1 |
| 2-Chloronaphthalene | ND | | ug/kg | 220 | 22. | 1 |
| 1,2-Dichlorobenzene | ND | | ug/kg | 220 | 40. | 1 |
| 1,3-Dichlorobenzene | ND | | ug/kg | 220 | 38. | 1 |
| 1,4-Dichlorobenzene | ND | | ug/kg | 220 | 38. | 1 |
| 3,3'-Dichlorobenzidine | ND | | ug/kg | 220 | 59. | 1 |
| 2,4-Dinitrotoluene | ND | | ug/kg | 220 | 44. | 1 |
| 2,6-Dinitrotoluene | ND | | ug/kg | 220 | 38. | 1 |
| Fluoranthene | 1900 | | ug/kg | 130 | 25. | 1 |
| 4-Chlorophenyl phenyl ether | ND | | ug/kg | 220 | 24. | 1 |
| 4-Bromophenyl phenyl ether | ND | | ug/kg | 220 | 34. | 1 |
| Bis(2-chloroisopropyl)ether | ND | | ug/kg | 260 | 38. | 1 |
| Bis(2-chloroethoxy)methane | ND | | ug/kg | 240 | 22. | 1 |
| Hexachlorobutadiene | ND | | ug/kg | 220 | 32. | 1 |
| Hexachlorocyclopentadiene | ND | | ug/kg | 630 | 200 | 1 |
| Hexachloroethane | ND | | ug/kg | 180 | 36. | 1 |
| Isophorone | ND | | ug/kg | 200 | 29. | 1 |
| Naphthalene | 28 | J | ug/kg | 220 | 27. | 1 |
| Nitrobenzene | ND | | ug/kg | 200 | 33. | 1 |
| NDPA/DPA | ND | | ug/kg | 180 | 25. | 1 |
| n-Nitrosodi-n-propylamine | ND | | ug/kg | 220 | 34. | 1 |
| Bis(2-ethylhexyl)phthalate | ND | | ug/kg | 220 | 76. | 1 |
| Butyl benzyl phthalate | ND | | ug/kg | 220 | 56. | 1 |
| Di-n-butylphthalate | ND | | ug/kg | 220 | 42. | 1 |
| Di-n-octylphthalate | ND | | ug/kg | 220 | 75. | 1 |

**Project Name:** NORTH MAIN STREET SITE **Lab Number:** L2305048

**Project Number:** 12814:3 **Report Date:** 02/20/23

**SAMPLE RESULTS**

Lab ID: L2305048-04 Date Collected: 01/30/23 09:30

Client ID: SB-212 (1.5-2.5) Date Received: 01/30/23

Sample Location: 128-156 NORTH MAIN ST. PORT CHESTER NY Field Prep: Not Specified

Sample Depth:

| Parameter | Result | Qualifier | Units | RL | MDL | Dilution Factor |
|---|---|---|---|---|---|---|
| Semivolatile Organics by GC/MS - Westborough Lab | | | | | | |
| Diethyl phthalate | ND | | ug/kg | 220 | 20. | 1 |
| Dimethyl phthalate | ND | | ug/kg | 220 | 46. | 1 |
| Benzo(a)anthracene | 830 | | ug/kg | 130 | 25. | 1 |
| Benzo(a)pyrene | 790 | | ug/kg | 180 | 54. | 1 |
| Benzo(b)fluoranthene | 990 | | ug/kg | 130 | 37. | 1 |
| Benzo(k)fluoranthene | 280 | | ug/kg | 130 | 35. | 1 |
| Chrysene | 820 | | ug/kg | 130 | 23. | 1 |
| Acenaphthylene | ND | | ug/kg | 180 | 34. | 1 |
| Anthracene | 290 | | ug/kg | 130 | 43. | 1 |
| Benzo(ghi)perylene | 450 | | ug/kg | 180 | 26. | 1 |
| Fluorene | 100 | J | ug/kg | 220 | 21. | 1 |
| Phenanthrene | 1500 | | ug/kg | 130 | 27. | 1 |
| Dibenzo(a,h)anthracene | 120 | J | ug/kg | 130 | 26. | 1 |
| Indeno(1,2,3-cd)pyrene | 510 | | ug/kg | 180 | 31. | 1 |
| Pyrene | 1700 | | ug/kg | 130 | 22. | 1 |
| Biphenyl | ND | | ug/kg | 500 | 29. | 1 |
| 4-Chloroaniline | ND | | ug/kg | 220 | 40. | 1 |
| 2-Nitroaniline | ND | | ug/kg | 220 | 42. | 1 |
| 3-Nitroaniline | ND | | ug/kg | 220 | 42. | 1 |
| 4-Nitroaniline | ND | | ug/kg | 220 | 91. | 1 |
| Dibenzofuran | 37 | J | ug/kg | 220 | 21. | 1 |
| 2-Methylnaphthalene | ND | | ug/kg | 260 | 27. | 1 |
| 1,2,4,5-Tetrachlorobenzene | ND | | ug/kg | 220 | 23. | 1 |
| Acetophenone | ND | | ug/kg | 220 | 27. | 1 |
| 2,4,6-Trichlorophenol | ND | | ug/kg | 130 | 42. | 1 |
| p-Chloro-m-cresol | ND | | ug/kg | 220 | 33. | 1 |
| 2-Chlorophenol | ND | | ug/kg | 220 | 26. | 1 |
| 2,4-Dichlorophenol | ND | | ug/kg | 200 | 36. | 1 |
| 2,4-Dimethylphenol | ND | | ug/kg | 220 | 73. | 1 |
| 2-Nitrophenol | ND | | ug/kg | 480 | 83. | 1 |
| 4-Nitrophenol | ND | | ug/kg | 310 | 90. | 1 |
| 2,4-Dinitrophenol | ND | | ug/kg | 1100 | 100 | 1 |
| 4,6-Dinitro-o-cresol | ND | | ug/kg | 570 | 110 | 1 |
| Pentachlorophenol | ND | | ug/kg | 180 | 48. | 1 |
| Phenol | ND | | ug/kg | 220 | 33. | 1 |
| 2-Methylphenol | ND | | ug/kg | 220 | 34. | 1 |
| 3-Methylphenol/4-Methylphenol | ND | | ug/kg | 320 | 34. | 1 |

**Project Name:** NORTH MAIN STREET SITE **Lab Number:** L2305048

**Project Number:** 12814:3 **Report Date:** 02/20/23

## SAMPLE RESULTS

Lab ID: L2305048-04 Date Collected: 01/30/23 09:30

Client ID: SB-212 (1.5-2.5) Date Received: 01/30/23

Sample Location: 128-156 NORTH MAIN ST. PORT CHESTER NY Field Prep: Not Specified

Sample Depth:

| Parameter | Result | Qualifier | Units | RL | MDL | Dilution Factor |
|---|---|---|---|---|---|---|
| **Semivolatile Organics by GC/MS - Westborough Lab** | | | | | | |
| 2,4,5-Trichlorophenol | ND | | ug/kg | 220 | 42. | 1 |
| Benzoic Acid | ND | | ug/kg | 720 | 220 | 1 |
| Benzyl Alcohol | ND | | ug/kg | 220 | 68. | 1 |
| Carbazole | 75 | J | ug/kg | 220 | 21. | 1 |
| 1,4-Dioxane | ND | | ug/kg | 33 | 10. | 1 |

| Tentatively Identified Compounds | | | | |
|---|---|---|---|---|
| Total TIC Compounds | 2820 | J | ug/kg | 1 |
| Unknown | 263 | J | ug/kg | 1 |
| Unknown | 318 | J | ug/kg | 1 |
| Unknown | 221 | J | ug/kg | 1 |
| Unknown PAH | 471 | J | ug/kg | 1 |
| Unknown Ketone | 407 | J | ug/kg | 1 |
| Unknown PAH | 285 | J | ug/kg | 1 |
| Unknown Alkane | 226 | J | ug/kg | 1 |
| Unknown PAH | 385 | J | ug/kg | 1 |
| Unknown PAH | 242 | J | ug/kg | 1 |

| Surrogate | % Recovery | Qualifier | Acceptance Criteria |
|---|---|---|---|
| 2-Fluorophenol | 53 | | 25-120 |
| Phenol-d6 | 51 | | 10-120 |
| Nitrobenzene-d5 | 47 | | 23-120 |
| 2-Fluorobiphenyl | 56 | | 30-120 |
| 2,4,6-Tribromophenol | 51 | | 10-136 |
| 4-Terphenyl-d14 | 47 | | 18-120 |

**Project Name:** NORTH MAIN STREET SITE
**Project Number:** 12814:3
**Lab Number:** L2305048
**Report Date:** 02/20/23

## SAMPLE RESULTS

Lab ID: L2305048-04
Client ID: SB-212 (1.5-2.5)
Sample Location: 128-156 NORTH MAIN ST. PORT CHESTER NY

Date Collected: 01/30/23 09:30
Date Received: 01/30/23
Field Prep: Not Specified

Sample Depth:
Matrix: Soil
Analytical Method: 144,1633
Analytical Date: 02/15/23 18:39
Analyst: LMV
Percent Solids: 75%

Extraction Method: EPA 1633
Extraction Date: 02/12/23 05:50
Cleanup Method: EPA 1633
Cleanup Date: 02/13/23

| Parameter | Result | Qualifier | Units | RL | MDL | Dilution Factor |
|---|---|---|---|---|---|---|
| **Perfluorinated Alkyl Acids by EPA 1633 - Mansfield Lab** | | | | | | |
| Perfluorobutanoic Acid (PFBA) | ND | | ng/g | 0.793 | 0.050 | 1 |
| Perfluoropentanoic Acid (PFPeA) | 0.119 | JF | ng/g | 0.396 | 0.056 | 1 |
| Perfluorobutanesulfonic Acid (PFBS) | ND | | ng/g | 0.198 | 0.043 | 1 |
| Perfluorohexanoic Acid (PFHxA) | 0.571 | | ng/g | 0.198 | 0.046 | 1 |
| Perfluoroheptanoic Acid (PFHpA) | 0.404 | | ng/g | 0.198 | 0.023 | 1 |
| Perfluorohexanesulfonic Acid (PFHxS) | ND | | ng/g | 0.198 | 0.059 | 1 |
| Perfluorooctanoic Acid (PFOA) | 0.563 | | ng/g | 0.198 | 0.052 | 1 |
| 1H,1H,2H,2H-Perfluorooctanesulfonic Acid (6:2FTS) | ND | | ng/g | 0.793 | 0.277 | 1 |
| Perfluoroheptanesulfonic Acid (PFHpS) | ND | | ng/g | 0.198 | 0.037 | 1 |
| Perfluorononanoic Acid (PFNA) | ND | | ng/g | 0.198 | 0.078 | 1 |
| Perfluorooctanesulfonic Acid (PFOS) | 0.095 | JF | ng/g | 0.198 | 0.079 | 1 |
| Perfluorodecanoic Acid (PFDA) | ND | | ng/g | 0.198 | 0.075 | 1 |
| 1H,1H,2H,2H-Perfluorodecanesulfonic Acid (8:2FTS) | ND | | ng/g | 0.793 | 0.384 | 1 |
| N-Methyl Perfluorooctanesulfonamidoacetic Acid (NMeFOSAA) | ND | | ng/g | 0.198 | 0.099 | 1 |
| Perfluoroundecanoic Acid (PFUnA) | ND | | ng/g | 0.198 | 0.051 | 1 |
| Perfluorodecanesulfonic Acid (PFDS) | ND | | ng/g | 0.198 | 0.032 | 1 |
| Perfluorooctanesulfonamide (PFOSA) | ND | | ng/g | 0.198 | 0.043 | 1 |
| N-Ethyl Perfluorooctanesulfonamidoacetic Acid (NEtFOSAA) | ND | | ng/g | 0.198 | 0.082 | 1 |
| Perfluorododecanoic Acid (PFDoA) | ND | | ng/g | 0.198 | 0.040 | 1 |
| Perfluorotridecanoic Acid (PFTrDA) | ND | | ng/g | 0.198 | 0.052 | 1 |
| Perfluorotetradecanoic Acid (PFTeDA) | ND | | ng/g | 0.198 | 0.105 | 1 |
| PFOA/PFOS, Total | 0.658 | J | ng/g | 0.198 | 0.052 | 1 |

**Project Name:** NORTH MAIN STREET SITE **Lab Number:** L2305048

**Project Number:** 12814:3 **Report Date:** 02/20/23

## SAMPLE RESULTS

| | | | |
|---|---|---|---|
| Lab ID: | L2305048-04 | Date Collected: | 01/30/23 09:30 |
| Client ID: | SB-212 (1.5-2.5) | Date Received: | 01/30/23 |
| Sample Location: | 128-156 NORTH MAIN ST. PORT CHESTER NY | Field Prep: | Not Specified |

Sample Depth:

| Parameter | Result | Qualifier | Units | RL | MDL | Dilution Factor |
|---|---|---|---|---|---|---|

Perfluorinated Alkyl Acids by EPA 1633 - Mansfield Lab

| Surrogate | % Recovery | Qualifier | Acceptance Criteria |
|---|---|---|---|
| Perfluoro-n-[13C4]Butanoic Acid (13C4-PFBA) | 80 | | 20-150 |
| Perfluoro-n-[13C5]Pentanoic Acid (13C5-PFPeA) | 83 | | 20-150 |
| Perfluoro-1-[2,3,4-13C3]Butanesulfonic Acid (13C3-PFBS) | 86 | | 20-150 |
| Perfluoro-n-[1,2,3,4,6-13C5]Hexanoic Acid (13C5-PFHxA) | 76 | | 20-150 |
| Perfluoro-n-[1,2,3,4-13C4]Heptanoic Acid (13C4-PFHpA) | 72 | | 20-150 |
| Perfluoro-1-[1,2,3-13C3]Hexanesulfonic Acid (13C3-PFHxS) | 78 | | 20-150 |
| Perfluoro-n-[13C8]Octanoic Acid (13C8-PFOA) | 76 | | 20-150 |
| 1H,1H,2H,2H-Perfluoro-1-[1,2-13C2]Octanesulfonic Acid (13C2-6:2FTS) | 77 | | 20-150 |
| Perfluoro-n-[13C9]Nonanoic Acid (13C9-PFNA) | 78 | | 20-150 |
| Perfluoro-1-[13C8]Octanesulfonic Acid (13C8-PFOS) | 89 | | 20-150 |
| Perfluoro-n-[1,2,3,4,5,6-13C6]Decanoic Acid (13C6-PFDA) | 77 | | 20-150 |
| 1H,1H,2H,2H-Perfluoro-1-[1,2-13C2]Decanesulfonic Acid (13C2-8:2FTS) | 68 | | 20-150 |
| N-Methyl-d3-perfluoro-1-octanesulfonamidoacetic Acid (D3-NMeFOSAA) | 69 | | 20-150 |
| Perfluoro-n-[1,2,3,4,5,6,7-13C7]Undecanoic Acid (13C7-PFUnA) | 77 | | 20-150 |
| Perfluoro-1-[13C8]Octanesulfonamide (13C8-PFOSA) | 56 | | 20-150 |
| N-Ethyl-d5-perfluoro-1-octanesulfonamidoacetic Acid (D5-NEtFOSAA) | 62 | | 20-150 |
| Perfluoro-n-[1,2-13C2]Dodecanoic Acid (13C2-PFDoA) | 73 | | 20-150 |
| Perfluoro-n-[1,2-13C2]Tetradecanoic Acid (13C2-PFTeDA) | 56 | | 20-150 |

**Project Name:** NORTH MAIN STREET SITE **Lab Number:** L2305048

**Project Number:** 12814:3 **Report Date:** 02/20/23

## SAMPLE RESULTS

Lab ID: L2305048-05
Client ID: SB-213 (4.5-5.5)
Sample Location: 128-156 NORTH MAIN ST. PORT CHESTER NY

Date Collected: 01/30/23 08:00
Date Received: 01/30/23
Field Prep: Not Specified

Sample Depth:
Matrix: Soil
Analytical Method: 1,8270E
Analytical Date: 02/01/23 17:06
Analyst: MG
Percent Solids: 90%

Extraction Method: EPA 3546
Extraction Date: 01/31/23 19:55

| Parameter | Result | Qualifier | Units | RL | MDL | Dilution Factor |
|---|---|---|---|---|---|---|
| **Semivolatile Organics by GC/MS - Westborough Lab** | | | | | | |
| Acenaphthene | ND | | ug/kg | 150 | 19. | 1 |
| 1,2,4-Trichlorobenzene | ND | | ug/kg | 180 | 21. | 1 |
| Hexachlorobenzene | ND | | ug/kg | 110 | 20. | 1 |
| Bis(2-chloroethyl)ether | ND | | ug/kg | 160 | 25. | 1 |
| 2-Chloronaphthalene | ND | | ug/kg | 180 | 18. | 1 |
| 1,2-Dichlorobenzene | ND | | ug/kg | 180 | 33. | 1 |
| 1,3-Dichlorobenzene | ND | | ug/kg | 180 | 32. | 1 |
| 1,4-Dichlorobenzene | ND | | ug/kg | 180 | 32. | 1 |
| 3,3'-Dichlorobenzidine | ND | | ug/kg | 180 | 49. | 1 |
| 2,4-Dinitrotoluene | ND | | ug/kg | 180 | 37. | 1 |
| 2,6-Dinitrotoluene | ND | | ug/kg | 180 | 32. | 1 |
| Fluoranthene | 200 | | ug/kg | 110 | 21. | 1 |
| 4-Chlorophenyl phenyl ether | ND | | ug/kg | 180 | 20. | 1 |
| 4-Bromophenyl phenyl ether | ND | | ug/kg | 180 | 28. | 1 |
| Bis(2-chloroisopropyl)ether | ND | | ug/kg | 220 | 31. | 1 |
| Bis(2-chloroethoxy)methane | ND | | ug/kg | 200 | 18. | 1 |
| Hexachlorobutadiene | ND | | ug/kg | 180 | 27. | 1 |
| Hexachlorocyclopentadiene | ND | | ug/kg | 520 | 170 | 1 |
| Hexachloroethane | ND | | ug/kg | 150 | 30. | 1 |
| Isophorone | ND | | ug/kg | 160 | 24. | 1 |
| Naphthalene | ND | | ug/kg | 180 | 22. | 1 |
| Nitrobenzene | ND | | ug/kg | 160 | 27. | 1 |
| NDPA/DPA | ND | | ug/kg | 150 | 21. | 1 |
| n-Nitrosodi-n-propylamine | ND | | ug/kg | 180 | 28. | 1 |
| Bis(2-ethylhexyl)phthalate | 100 | J | ug/kg | 180 | 64. | 1 |
| Butyl benzyl phthalate | ND | | ug/kg | 180 | 46. | 1 |
| Di-n-butylphthalate | ND | | ug/kg | 180 | 35. | 1 |
| Di-n-octylphthalate | ND | | ug/kg | 180 | 62. | 1 |

**Project Name:** NORTH MAIN STREET SITE **Lab Number:** L2305048

**Project Number:** 12814:3 **Report Date:** 02/20/23

## SAMPLE RESULTS

Lab ID: L2305048-05 Date Collected: 01/30/23 08:00

Client ID: SB-213 (4.5-5.5) Date Received: 01/30/23

Sample Location: 128-156 NORTH MAIN ST. PORT CHESTER NY Field Prep: Not Specified

Sample Depth:

| Parameter | Result | Qualifier | Units | RL | MDL | Dilution Factor |
|---|---|---|---|---|---|---|
| Semivolatile Organics by GC/MS - Westborough Lab | | | | | | |
| Diethyl phthalate | ND | | ug/kg | 180 | 17. | 1 |
| Dimethyl phthalate | ND | | ug/kg | 180 | 39. | 1 |
| Benzo(a)anthracene | 110 | | ug/kg | 110 | 21. | 1 |
| Benzo(a)pyrene | 150 | | ug/kg | 150 | 45. | 1 |
| Benzo(b)fluoranthene | 170 | | ug/kg | 110 | 31. | 1 |
| Benzo(k)fluoranthene | 66 | J | ug/kg | 110 | 29. | 1 |
| Chrysene | 110 | | ug/kg | 110 | 19. | 1 |
| Acenaphthylene | ND | | ug/kg | 150 | 28. | 1 |
| Anthracene | ND | | ug/kg | 110 | 36. | 1 |
| Benzo(ghi)perylene | 99 | J | ug/kg | 150 | 22. | 1 |
| Fluorene | ND | | ug/kg | 180 | 18. | 1 |
| Phenanthrene | 91 | J | ug/kg | 110 | 22. | 1 |
| Dibenzo(a,h)anthracene | 21 | J | ug/kg | 110 | 21. | 1 |
| Indeno(1,2,3-cd)pyrene | 110 | J | ug/kg | 150 | 26. | 1 |
| Pyrene | 180 | | ug/kg | 110 | 18. | 1 |
| Biphenyl | ND | | ug/kg | 420 | 24. | 1 |
| 4-Chloroaniline | ND | | ug/kg | 180 | 33. | 1 |
| 2-Nitroaniline | ND | | ug/kg | 180 | 35. | 1 |
| 3-Nitroaniline | ND | | ug/kg | 180 | 35. | 1 |
| 4-Nitroaniline | ND | | ug/kg | 180 | 76. | 1 |
| Dibenzofuran | ND | | ug/kg | 180 | 17. | 1 |
| 2-Methylnaphthalene | ND | | ug/kg | 220 | 22. | 1 |
| 1,2,4,5-Tetrachlorobenzene | ND | | ug/kg | 180 | 19. | 1 |
| Acetophenone | ND | | ug/kg | 180 | 23. | 1 |
| 2,4,6-Trichlorophenol | ND | | ug/kg | 110 | 35. | 1 |
| p-Chloro-m-cresol | ND | | ug/kg | 180 | 27. | 1 |
| 2-Chlorophenol | ND | | ug/kg | 180 | 22. | 1 |
| 2,4-Dichlorophenol | ND | | ug/kg | 160 | 30. | 1 |
| 2,4-Dimethylphenol | ND | | ug/kg | 180 | 61. | 1 |
| 2-Nitrophenol | ND | | ug/kg | 400 | 69. | 1 |
| 4-Nitrophenol | ND | | ug/kg | 260 | 75. | 1 |
| 2,4-Dinitrophenol | ND | | ug/kg | 880 | 86. | 1 |
| 4,6-Dinitro-o-cresol | ND | | ug/kg | 480 | 88. | 1 |
| Pentachlorophenol | ND | | ug/kg | 150 | 40. | 1 |
| Phenol | ND | | ug/kg | 180 | 28. | 1 |
| 2-Methylphenol | ND | | ug/kg | 180 | 28. | 1 |
| 3-Methylphenol/4-Methylphenol | ND | | ug/kg | 260 | 29. | 1 |

**Project Name:** NORTH MAIN STREET SITE **Lab Number:** L2305048

**Project Number:** 12814:3 **Report Date:** 02/20/23

## SAMPLE RESULTS

| | | | |
|---|---|---|---|
| Lab ID: | L2305048-05 | Date Collected: | 01/30/23 08:00 |
| Client ID: | SB-213 (4.5-5.5) | Date Received: | 01/30/23 |
| Sample Location: | 128-156 NORTH MAIN ST. PORT CHESTER NY | Field Prep: | Not Specified |

Sample Depth:

| Parameter | Result | Qualifier | Units | RL | MDL | Dilution Factor |
|---|---|---|---|---|---|---|
| **Semivolatile Organics by GC/MS - Westborough Lab** | | | | | | |
| 2,4,5-Trichlorophenol | ND | | ug/kg | 180 | 35. | 1 |
| Benzoic Acid | ND | | ug/kg | 600 | 190 | 1 |
| Benzyl Alcohol | ND | | ug/kg | 180 | 56. | 1 |
| Carbazole | ND | | ug/kg | 180 | 18. | 1 |
| 1,4-Dioxane | ND | | ug/kg | 28 | 8.4 | 1 |

Tentatively Identified Compounds

| | | | |
|---|---|---|---|
| No Tentatively Identified Compounds | ND | ug/kg | 1 |

| Surrogate | % Recovery | Qualifier | Acceptance Criteria |
|---|---|---|---|
| 2-Fluorophenol | 62 | | 25-120 |
| Phenol-d6 | 64 | | 10-120 |
| Nitrobenzene-d5 | 53 | | 23-120 |
| 2-Fluorobiphenyl | 57 | | 30-120 |
| 2,4,6-Tribromophenol | 64 | | 10-136 |
| 4-Terphenyl-d14 | 50 | | 18-120 |

**Project Name:** NORTH MAIN STREET SITE
**Project Number:** 12814:3
**Lab Number:** L2305048
**Report Date:** 02/20/23

## SAMPLE RESULTS

Lab ID: L2305048-06
Client ID: SB-214 (2.5-3.5)
Sample Location: 128-156 NORTH MAIN ST. PORT CHESTER NY

Date Collected: 01/30/23 10:15
Date Received: 01/30/23
Field Prep: Not Specified

Sample Depth:
Matrix: Soil
Analytical Method: 1,8270E
Analytical Date: 02/01/23 17:29
Analyst: MG
Percent Solids: 92%

Extraction Method: EPA 3546
Extraction Date: 01/31/23 19:55

| Parameter | Result | Qualifier | Units | RL | MDL | Dilution Factor |
|---|---|---|---|---|---|---|
| **Semivolatile Organics by GC/MS - Westborough Lab** | | | | | | |
| Acenaphthene | 120 | J | ug/kg | 140 | 18. | 1 |
| 1,2,4-Trichlorobenzene | ND | | ug/kg | 180 | 20. | 1 |
| Hexachlorobenzene | ND | | ug/kg | 110 | 20. | 1 |
| Bis(2-chloroethyl)ether | ND | | ug/kg | 160 | 24. | 1 |
| 2-Chloronaphthalene | ND | | ug/kg | 180 | 18. | 1 |
| 1,2-Dichlorobenzene | ND | | ug/kg | 180 | 32. | 1 |
| 1,3-Dichlorobenzene | ND | | ug/kg | 180 | 31. | 1 |
| 1,4-Dichlorobenzene | ND | | ug/kg | 180 | 31. | 1 |
| 3,3'-Dichlorobenzidine | ND | | ug/kg | 180 | 48. | 1 |
| 2,4-Dinitrotoluene | ND | | ug/kg | 180 | 36. | 1 |
| 2,6-Dinitrotoluene | ND | | ug/kg | 180 | 31. | 1 |
| Fluoranthene | 1900 | | ug/kg | 110 | 20. | 1 |
| 4-Chlorophenyl phenyl ether | ND | | ug/kg | 180 | 19. | 1 |
| 4-Bromophenyl phenyl ether | ND | | ug/kg | 180 | 27. | 1 |
| Bis(2-chloroisopropyl)ether | ND | | ug/kg | 210 | 30. | 1 |
| Bis(2-chloroethoxy)methane | ND | | ug/kg | 190 | 18. | 1 |
| Hexachlorobutadiene | ND | | ug/kg | 180 | 26. | 1 |
| Hexachlorocyclopentadiene | ND | | ug/kg | 510 | 160 | 1 |
| Hexachloroethane | ND | | ug/kg | 140 | 29. | 1 |
| Isophorone | ND | | ug/kg | 160 | 23. | 1 |
| Naphthalene | 74 | J | ug/kg | 180 | 22. | 1 |
| Nitrobenzene | ND | | ug/kg | 160 | 26. | 1 |
| NDPA/DPA | ND | | ug/kg | 140 | 20. | 1 |
| n-Nitrosodi-n-propylamine | ND | | ug/kg | 180 | 28. | 1 |
| Bis(2-ethylhexyl)phthalate | ND | | ug/kg | 180 | 62. | 1 |
| Butyl benzyl phthalate | ND | | ug/kg | 180 | 45. | 1 |
| Di-n-butylphthalate | ND | | ug/kg | 180 | 34. | 1 |
| Di-n-octylphthalate | ND | | ug/kg | 180 | 61. | 1 |

**Project Name:** NORTH MAIN STREET SITE **Lab Number:** L2305048

**Project Number:** 12814:3 **Report Date:** 02/20/23

**SAMPLE RESULTS**

Lab ID: L2305048-06 Date Collected: 01/30/23 10:15

Client ID: SB-214 (2.5-3.5) Date Received: 01/30/23

Sample Location: 128-156 NORTH MAIN ST. PORT CHESTER NY Field Prep: Not Specified

Sample Depth:

| Parameter | Result | Qualifier | Units | RL | MDL | Dilution Factor |
|---|---|---|---|---|---|---|
| Semivolatile Organics by GC/MS - Westborough Lab | | | | | | |
| Diethyl phthalate | ND | | ug/kg | 180 | 16. | 1 |
| Dimethyl phthalate | ND | | ug/kg | 180 | 38. | 1 |
| Benzo(a)anthracene | 760 | | ug/kg | 110 | 20. | 1 |
| Benzo(a)pyrene | 860 | | ug/kg | 140 | 44. | 1 |
| Benzo(b)fluoranthene | 960 | | ug/kg | 110 | 30. | 1 |
| Benzo(k)fluoranthene | 310 | | ug/kg | 110 | 29. | 1 |
| Chrysene | 730 | | ug/kg | 110 | 18. | 1 |
| Acenaphthylene | 88 | J | ug/kg | 140 | 28. | 1 |
| Anthracene | 320 | | ug/kg | 110 | 35. | 1 |
| Benzo(ghi)perylene | 590 | | ug/kg | 140 | 21. | 1 |
| Fluorene | 110 | J | ug/kg | 180 | 17. | 1 |
| Phenanthrene | 1500 | | ug/kg | 110 | 22. | 1 |
| Dibenzo(a,h)anthracene | 130 | | ug/kg | 110 | 21. | 1 |
| Indeno(1,2,3-cd)pyrene | 580 | | ug/kg | 140 | 25. | 1 |
| Pyrene | 1700 | | ug/kg | 110 | 18. | 1 |
| Biphenyl | ND | | ug/kg | 410 | 23. | 1 |
| 4-Chloroaniline | ND | | ug/kg | 180 | 32. | 1 |
| 2-Nitroaniline | ND | | ug/kg | 180 | 34. | 1 |
| 3-Nitroaniline | ND | | ug/kg | 180 | 34. | 1 |
| 4-Nitroaniline | ND | | ug/kg | 180 | 74. | 1 |
| Dibenzofuran | 65 | J | ug/kg | 180 | 17. | 1 |
| 2-Methylnaphthalene | 31 | J | ug/kg | 210 | 22. | 1 |
| 1,2,4,5-Tetrachlorobenzene | ND | | ug/kg | 180 | 19. | 1 |
| Acetophenone | ND | | ug/kg | 180 | 22. | 1 |
| 2,4,6-Trichlorophenol | ND | | ug/kg | 110 | 34. | 1 |
| p-Chloro-m-cresol | ND | | ug/kg | 180 | 27. | 1 |
| 2-Chlorophenol | ND | | ug/kg | 180 | 21. | 1 |
| 2,4-Dichlorophenol | ND | | ug/kg | 160 | 29. | 1 |
| 2,4-Dimethylphenol | ND | | ug/kg | 180 | 59. | 1 |
| 2-Nitrophenol | ND | | ug/kg | 390 | 67. | 1 |
| 4-Nitrophenol | ND | | ug/kg | 250 | 73. | 1 |
| 2,4-Dinitrophenol | ND | | ug/kg | 860 | 83. | 1 |
| 4,6-Dinitro-o-cresol | ND | | ug/kg | 460 | 86. | 1 |
| Pentachlorophenol | ND | | ug/kg | 140 | 39. | 1 |
| Phenol | ND | | ug/kg | 180 | 27. | 1 |
| 2-Methylphenol | ND | | ug/kg | 180 | 28. | 1 |
| 3-Methylphenol/4-Methylphenol | ND | | ug/kg | 260 | 28. | 1 |

**Project Name:** NORTH MAIN STREET SITE **Lab Number:** L2305048

**Project Number:** 12814:3 **Report Date:** 02/20/23

## SAMPLE RESULTS

Lab ID: L2305048-06 Date Collected: 01/30/23 10:15

Client ID: SB-214 (2.5-3.5) Date Received: 01/30/23

Sample Location: 128-156 NORTH MAIN ST. PORT CHESTER NY Field Prep: Not Specified

Sample Depth:

| Parameter | Result | Qualifier | Units | RL | MDL | Dilution Factor |
|---|---|---|---|---|---|---|
| **Semivolatile Organics by GC/MS - Westborough Lab** | | | | | | |
| 2,4,5-Trichlorophenol | ND | | ug/kg | 180 | 34. | 1 |
| Benzoic Acid | ND | | ug/kg | 580 | 180 | 1 |
| Benzyl Alcohol | ND | | ug/kg | 180 | 55. | 1 |
| Carbazole | 110 | J | ug/kg | 180 | 17. | 1 |
| 1,4-Dioxane | ND | | ug/kg | 27 | 8.2 | 1 |

| Tentatively Identified Compounds | | | | |
|---|---|---|---|---|
| Total TIC Compounds | 2930 | J | ug/kg | 1 |
| Unknown | 176 | J | ug/kg | 1 |
| Unknown | 199 | J | ug/kg | 1 |
| Unknown Organic Acid | 323 | J | ug/kg | 1 |
| Unknown | 287 | J | ug/kg | 1 |
| Unknown Thiophene | 169 | J | ug/kg | 1 |
| Unknown PAH | 184 | J | ug/kg | 1 |
| Unknown | 181 | J | ug/kg | 1 |
| Unknown PAH | 592 | J | ug/kg | 1 |
| Unknown | 284 | J | ug/kg | 1 |
| Unknown PAH | 144 | J | ug/kg | 1 |
| Unknown | 148 | J | ug/kg | 1 |
| Unknown PAH | 246 | J | ug/kg | 1 |

| Surrogate | % Recovery | Qualifier | Acceptance Criteria |
|---|---|---|---|
| 2-Fluorophenol | 48 | | 25-120 |
| Phenol-d6 | 46 | | 10-120 |
| Nitrobenzene-d5 | 47 | | 23-120 |
| 2-Fluorobiphenyl | 52 | | 30-120 |
| 2,4,6-Tribromophenol | 48 | | 10-136 |
| 4-Terphenyl-d14 | 46 | | 18-120 |

**Project Name:** NORTH MAIN STREET SITE **Lab Number:** L2305048

**Project Number:** 12814:3 **Report Date:** 02/20/23

## SAMPLE RESULTS

Lab ID: L2305048-07
Client ID: SB-215 (1-2)
Sample Location: 128-156 NORTH MAIN ST. PORT CHESTER NY

Date Collected: 01/30/23 10:45
Date Received: 01/30/23
Field Prep: Not Specified

Sample Depth:
Matrix: Soil
Analytical Method: 1,8270E
Analytical Date: 02/01/23 17:53
Analyst: MG
Percent Solids: 92%

Extraction Method: EPA 3546
Extraction Date: 01/31/23 19:55

| Parameter | Result | Qualifier | Units | RL | MDL | Dilution Factor |
|---|---|---|---|---|---|---|
| **Semivolatile Organics by GC/MS - Westborough Lab** | | | | | | |
| Acenaphthene | ND | | ug/kg | 140 | 18. | 1 |
| 1,2,4-Trichlorobenzene | ND | | ug/kg | 180 | 20. | 1 |
| Hexachlorobenzene | ND | | ug/kg | 110 | 20. | 1 |
| Bis(2-chloroethyl)ether | ND | | ug/kg | 160 | 24. | 1 |
| 2-Chloronaphthalene | ND | | ug/kg | 180 | 18. | 1 |
| 1,2-Dichlorobenzene | ND | | ug/kg | 180 | 32. | 1 |
| 1,3-Dichlorobenzene | ND | | ug/kg | 180 | 31. | 1 |
| 1,4-Dichlorobenzene | ND | | ug/kg | 180 | 31. | 1 |
| 3,3'-Dichlorobenzidine | ND | | ug/kg | 180 | 48. | 1 |
| 2,4-Dinitrotoluene | ND | | ug/kg | 180 | 36. | 1 |
| 2,6-Dinitrotoluene | ND | | ug/kg | 180 | 31. | 1 |
| Fluoranthene | ND | | ug/kg | 110 | 20. | 1 |
| 4-Chlorophenyl phenyl ether | ND | | ug/kg | 180 | 19. | 1 |
| 4-Bromophenyl phenyl ether | ND | | ug/kg | 180 | 27. | 1 |
| Bis(2-chloroisopropyl)ether | ND | | ug/kg | 210 | 30. | 1 |
| Bis(2-chloroethoxy)methane | ND | | ug/kg | 190 | 18. | 1 |
| Hexachlorobutadiene | ND | | ug/kg | 180 | 26. | 1 |
| Hexachlorocyclopentadiene | ND | | ug/kg | 510 | 160 | 1 |
| Hexachloroethane | ND | | ug/kg | 140 | 29. | 1 |
| Isophorone | ND | | ug/kg | 160 | 23. | 1 |
| Naphthalene | ND | | ug/kg | 180 | 22. | 1 |
| Nitrobenzene | ND | | ug/kg | 160 | 26. | 1 |
| NDPA/DPA | ND | | ug/kg | 140 | 20. | 1 |
| n-Nitrosodi-n-propylamine | ND | | ug/kg | 180 | 28. | 1 |
| Bis(2-ethylhexyl)phthalate | ND | | ug/kg | 180 | 62. | 1 |
| Butyl benzyl phthalate | ND | | ug/kg | 180 | 45. | 1 |
| Di-n-butylphthalate | ND | | ug/kg | 180 | 34. | 1 |
| Di-n-octylphthalate | ND | | ug/kg | 180 | 61. | 1 |

**Project Name:** NORTH MAIN STREET SITE **Lab Number:** L2305048

**Project Number:** 12814:3 **Report Date:** 02/20/23

**SAMPLE RESULTS**

Lab ID: L2305048-07 Date Collected: 01/30/23 10:45

Client ID: SB-215 (1-2) Date Received: 01/30/23

Sample Location: 128-156 NORTH MAIN ST. PORT CHESTER NY Field Prep: Not Specified

Sample Depth:

| Parameter | Result | Qualifier | Units | RL | MDL | Dilution Factor |
|---|---|---|---|---|---|---|
| Semivolatile Organics by GC/MS - Westborough Lab | | | | | | |
| Diethyl phthalate | ND | | ug/kg | 180 | 16. | 1 |
| Dimethyl phthalate | ND | | ug/kg | 180 | 38. | 1 |
| Benzo(a)anthracene | ND | | ug/kg | 110 | 20. | 1 |
| Benzo(a)pyrene | ND | | ug/kg | 140 | 44. | 1 |
| Benzo(b)fluoranthene | ND | | ug/kg | 110 | 30. | 1 |
| Benzo(k)fluoranthene | ND | | ug/kg | 110 | 29. | 1 |
| Chrysene | ND | | ug/kg | 110 | 19. | 1 |
| Acenaphthylene | ND | | ug/kg | 140 | 28. | 1 |
| Anthracene | ND | | ug/kg | 110 | 35. | 1 |
| Benzo(ghi)perylene | ND | | ug/kg | 140 | 21. | 1 |
| Fluorene | ND | | ug/kg | 180 | 17. | 1 |
| Phenanthrene | ND | | ug/kg | 110 | 22. | 1 |
| Dibenzo(a,h)anthracene | ND | | ug/kg | 110 | 21. | 1 |
| Indeno(1,2,3-cd)pyrene | ND | | ug/kg | 140 | 25. | 1 |
| Pyrene | ND | | ug/kg | 110 | 18. | 1 |
| Biphenyl | ND | | ug/kg | 410 | 23. | 1 |
| 4-Chloroaniline | ND | | ug/kg | 180 | 32. | 1 |
| 2-Nitroaniline | ND | | ug/kg | 180 | 34. | 1 |
| 3-Nitroaniline | ND | | ug/kg | 180 | 34. | 1 |
| 4-Nitroaniline | ND | | ug/kg | 180 | 74. | 1 |
| Dibenzofuran | ND | | ug/kg | 180 | 17. | 1 |
| 2-Methylnaphthalene | ND | | ug/kg | 210 | 22. | 1 |
| 1,2,4,5-Tetrachlorobenzene | ND | | ug/kg | 180 | 19. | 1 |
| Acetophenone | ND | | ug/kg | 180 | 22. | 1 |
| 2,4,6-Trichlorophenol | ND | | ug/kg | 110 | 34. | 1 |
| p-Chloro-m-cresol | ND | | ug/kg | 180 | 27. | 1 |
| 2-Chlorophenol | ND | | ug/kg | 180 | 21. | 1 |
| 2,4-Dichlorophenol | ND | | ug/kg | 160 | 29. | 1 |
| 2,4-Dimethylphenol | ND | | ug/kg | 180 | 59. | 1 |
| 2-Nitrophenol | ND | | ug/kg | 390 | 67. | 1 |
| 4-Nitrophenol | ND | | ug/kg | 250 | 73. | 1 |
| 2,4-Dinitrophenol | ND | | ug/kg | 860 | 83. | 1 |
| 4,6-Dinitro-o-cresol | ND | | ug/kg | 460 | 86. | 1 |
| Pentachlorophenol | ND | | ug/kg | 140 | 39. | 1 |
| Phenol | ND | | ug/kg | 180 | 27. | 1 |
| 2-Methylphenol | ND | | ug/kg | 180 | 28. | 1 |
| 3-Methylphenol/4-Methylphenol | ND | | ug/kg | 260 | 28. | 1 |

**Project Name:** NORTH MAIN STREET SITE **Lab Number:** L2305048

**Project Number:** 12814:3 **Report Date:** 02/20/23

## SAMPLE RESULTS

| | | | |
|---|---|---|---|
| Lab ID: | L2305048-07 | Date Collected: | 01/30/23 10:45 |
| Client ID: | SB-215 (1-2) | Date Received: | 01/30/23 |
| Sample Location: | 128-156 NORTH MAIN ST. PORT CHESTER NY | Field Prep: | Not Specified |

Sample Depth:

| Parameter | Result | Qualifier | Units | RL | MDL | Dilution Factor |
|---|---|---|---|---|---|---|
| **Semivolatile Organics by GC/MS - Westborough Lab** | | | | | | |
| 2,4,5-Trichlorophenol | ND | | ug/kg | 180 | 34. | 1 |
| Benzoic Acid | ND | | ug/kg | 580 | 180 | 1 |
| Benzyl Alcohol | ND | | ug/kg | 180 | 55. | 1 |
| Carbazole | ND | | ug/kg | 180 | 17. | 1 |
| 1,4-Dioxane | ND | | ug/kg | 27 | 8.2 | 1 |

Tentatively Identified Compounds

| | | | |
|---|---|---|---|
| No Tentatively Identified Compounds | ND | ug/kg | 1 |

| Surrogate | % Recovery | Qualifier | Acceptance Criteria |
|---|---|---|---|
| 2-Fluorophenol | 62 | | 25-120 |
| Phenol-d6 | 62 | | 10-120 |
| Nitrobenzene-d5 | 56 | | 23-120 |
| 2-Fluorobiphenyl | 59 | | 30-120 |
| 2,4,6-Tribromophenol | 57 | | 10-136 |
| 4-Terphenyl-d14 | 46 | | 18-120 |

**Project Name:** NORTH MAIN STREET SITE
**Project Number:** 12814:3
**Lab Number:** L2305048
**Report Date:** 02/20/23

## SAMPLE RESULTS

Lab ID: L2305048-07
Client ID: SB-215 (1-2)
Sample Location: 128-156 NORTH MAIN ST. PORT CHESTER NY

Date Collected: 01/30/23 10:45
Date Received: 01/30/23
Field Prep: Not Specified

Sample Depth:
Matrix: Soil
Analytical Method: 144,1633
Analytical Date: 02/15/23 18:52
Analyst: LMV
Percent Solids: 92%

Extraction Method: EPA 1633
Extraction Date: 02/12/23 05:56
Cleanup Method: EPA 1633
Cleanup Date: 02/13/23

| Parameter | Result | Qualifier | Units | RL | MDL | Dilution Factor |
|---|---|---|---|---|---|---|
| **Perfluorinated Alkyl Acids by EPA 1633 - Mansfield Lab** | | | | | | |
| Perfluorobutanoic Acid (PFBA) | ND | | ng/g | 0.773 | 0.049 | 1 |
| Perfluoropentanoic Acid (PFPeA) | 0.085 | J | ng/g | 0.387 | 0.054 | 1 |
| Perfluorobutanesulfonic Acid (PFBS) | ND | | ng/g | 0.193 | 0.042 | 1 |
| Perfluorohexanoic Acid (PFHxA) | ND | | ng/g | 0.193 | 0.045 | 1 |
| Perfluoroheptanoic Acid (PFHpA) | ND | | ng/g | 0.193 | 0.022 | 1 |
| Perfluorohexanesulfonic Acid (PFHxS) | ND | | ng/g | 0.193 | 0.057 | 1 |
| Perfluorooctanoic Acid (PFOA) | 0.124 | J | ng/g | 0.193 | 0.050 | 1 |
| 1H,1H,2H,2H-Perfluorooctanesulfonic Acid (6:2FTS) | ND | | ng/g | 0.773 | 0.271 | 1 |
| Perfluoroheptanesulfonic Acid (PFHpS) | ND | | ng/g | 0.193 | 0.036 | 1 |
| Perfluorononanoic Acid (PFNA) | ND | | ng/g | 0.193 | 0.076 | 1 |
| Perfluorooctanesulfonic Acid (PFOS) | 0.271 | | ng/g | 0.193 | 0.077 | 1 |
| Perfluorodecanoic Acid (PFDA) | ND | | ng/g | 0.193 | 0.073 | 1 |
| 1H,1H,2H,2H-Perfluorodecanesulfonic Acid (8:2FTS) | ND | | ng/g | 0.773 | 0.374 | 1 |
| N-Methyl Perfluorooctanesulfonamidoacetic Acid (NMeFOSAA) | ND | | ng/g | 0.193 | 0.097 | 1 |
| Perfluoroundecanoic Acid (PFUnA) | ND | | ng/g | 0.193 | 0.050 | 1 |
| Perfluorodecanesulfonic Acid (PFDS) | ND | | ng/g | 0.193 | 0.031 | 1 |
| Perfluorooctanesulfonamide (PFOSA) | ND | | ng/g | 0.193 | 0.042 | 1 |
| N-Ethyl Perfluorooctanesulfonamidoacetic Acid (NEtFOSAA) | ND | | ng/g | 0.193 | 0.080 | 1 |
| Perfluorododecanoic Acid (PFDoA) | ND | | ng/g | 0.193 | 0.039 | 1 |
| Perfluorotridecanoic Acid (PFTrDA) | ND | | ng/g | 0.193 | 0.051 | 1 |
| Perfluorotetradecanoic Acid (PFTeDA) | ND | | ng/g | 0.193 | 0.103 | 1 |
| PFOA/PFOS, Total | 0.395 | J | ng/g | 0.193 | 0.050 | 1 |

**Project Name:** NORTH MAIN STREET SITE **Lab Number:** L2305048

**Project Number:** 12814:3 **Report Date:** 02/20/23

## SAMPLE RESULTS

| | | | |
|---|---|---|---|
| Lab ID: | L2305048-07 | Date Collected: | 01/30/23 10:45 |
| Client ID: | SB-215 (1-2) | Date Received: | 01/30/23 |
| Sample Location: | 128-156 NORTH MAIN ST. PORT CHESTER NY | Field Prep: | Not Specified |

Sample Depth:

| Parameter | Result | Qualifier | Units | RL | MDL | Dilution Factor |
|---|---|---|---|---|---|---|

Perfluorinated Alkyl Acids by EPA 1633 - Mansfield Lab

| Surrogate | % Recovery | Qualifier | Acceptance Criteria |
|---|---|---|---|
| Perfluoro-n-[13C4]Butanoic Acid (13C4-PFBA) | 77 | | 20-150 |
| Perfluoro-n-[13C5]Pentanoic Acid (13C5-PFPeA) | 84 | | 20-150 |
| Perfluoro-1-[2,3,4-13C3]Butanesulfonic Acid (13C3-PFBS) | 81 | | 20-150 |
| Perfluoro-n-[1,2,3,4,6-13C5]Hexanoic Acid (13C5-PFHxA) | 78 | | 20-150 |
| Perfluoro-n-[1,2,3,4-13C4]Heptanoic Acid (13C4-PFHpA) | 76 | | 20-150 |
| Perfluoro-1-[1,2,3-13C3]Hexanesulfonic Acid (13C3-PFHxS) | 76 | | 20-150 |
| Perfluoro-n-[13C8]Octanoic Acid (13C8-PFOA) | 72 | | 20-150 |
| 1H,1H,2H,2H-Perfluoro-1-[1,2-13C2]Octanesulfonic Acid (13C2-6:2FTS) | 72 | | 20-150 |
| Perfluoro-n-[13C9]Nonanoic Acid (13C9-PFNA) | 90 | | 20-150 |
| Perfluoro-1-[13C8]Octanesulfonic Acid (13C8-PFOS) | 76 | | 20-150 |
| Perfluoro-n-[1,2,3,4,5,6-13C6]Decanoic Acid (13C6-PFDA) | 70 | | 20-150 |
| 1H,1H,2H,2H-Perfluoro-1-[1,2-13C2]Decanesulfonic Acid (13C2-8:2FTS) | 67 | | 20-150 |
| N-Methyl-d3-perfluoro-1-octanesulfonamidoacetic Acid (D3-NMeFOSAA) | 54 | | 20-150 |
| Perfluoro-n-[1,2,3,4,5,6,7-13C7]Undecanoic Acid (13C7-PFUnA) | 81 | | 20-150 |
| Perfluoro-1-[13C8]Octanesulfonamide (13C8-PFOSA) | 56 | | 20-150 |
| N-Ethyl-d5-perfluoro-1-octanesulfonamidoacetic Acid (D5-NEtFOSAA) | 68 | | 20-150 |
| Perfluoro-n-[1,2-13C2]Dodecanoic Acid (13C2-PFDoA) | 77 | | 20-150 |
| Perfluoro-n-[1,2-13C2]Tetradecanoic Acid (13C2-PFTeDA) | 72 | | 20-150 |

**Project Name:** NORTH MAIN STREET SITE **Lab Number:** L2305048

**Project Number:** 12814:3 **Report Date:** 02/20/23

## SAMPLE RESULTS

Lab ID: L2305048-08
Client ID: DUP-SO-20230130
Sample Location: 128-156 NORTH MAIN ST. PORT CHESTER NY

Date Collected: 01/30/23 09:45
Date Received: 01/30/23
Field Prep: Not Specified

Sample Depth:
Matrix: Soil
Analytical Method: 1,8270E
Analytical Date: 02/01/23 18:17
Analyst: MG
Percent Solids: 91%

Extraction Method: EPA 3546
Extraction Date: 01/31/23 19:55

| Parameter | Result | Qualifier | Units | RL | MDL | Dilution Factor |
|---|---|---|---|---|---|---|
| **Semivolatile Organics by GC/MS - Westborough Lab** | | | | | | |
| Acenaphthene | ND | | ug/kg | 140 | 18. | 1 |
| 1,2,4-Trichlorobenzene | ND | | ug/kg | 180 | 20. | 1 |
| Hexachlorobenzene | ND | | ug/kg | 110 | 20. | 1 |
| Bis(2-chloroethyl)ether | ND | | ug/kg | 160 | 24. | 1 |
| 2-Chloronaphthalene | ND | | ug/kg | 180 | 18. | 1 |
| 1,2-Dichlorobenzene | ND | | ug/kg | 180 | 32. | 1 |
| 1,3-Dichlorobenzene | ND | | ug/kg | 180 | 31. | 1 |
| 1,4-Dichlorobenzene | ND | | ug/kg | 180 | 31. | 1 |
| 3,3'-Dichlorobenzidine | ND | | ug/kg | 180 | 48. | 1 |
| 2,4-Dinitrotoluene | ND | | ug/kg | 180 | 36. | 1 |
| 2,6-Dinitrotoluene | ND | | ug/kg | 180 | 31. | 1 |
| Fluoranthene | 120 | | ug/kg | 110 | 20. | 1 |
| 4-Chlorophenyl phenyl ether | ND | | ug/kg | 180 | 19. | 1 |
| 4-Bromophenyl phenyl ether | ND | | ug/kg | 180 | 27. | 1 |
| Bis(2-chloroisopropyl)ether | ND | | ug/kg | 220 | 31. | 1 |
| Bis(2-chloroethoxy)methane | ND | | ug/kg | 190 | 18. | 1 |
| Hexachlorobutadiene | ND | | ug/kg | 180 | 26. | 1 |
| Hexachlorocyclopentadiene | ND | | ug/kg | 510 | 160 | 1 |
| Hexachloroethane | ND | | ug/kg | 140 | 29. | 1 |
| Isophorone | ND | | ug/kg | 160 | 23. | 1 |
| Naphthalene | ND | | ug/kg | 180 | 22. | 1 |
| Nitrobenzene | ND | | ug/kg | 160 | 26. | 1 |
| NDPA/DPA | ND | | ug/kg | 140 | 20. | 1 |
| n-Nitrosodi-n-propylamine | ND | | ug/kg | 180 | 28. | 1 |
| Bis(2-ethylhexyl)phthalate | ND | | ug/kg | 180 | 62. | 1 |
| Butyl benzyl phthalate | ND | | ug/kg | 180 | 45. | 1 |
| Di-n-butylphthalate | ND | | ug/kg | 180 | 34. | 1 |
| Di-n-octylphthalate | ND | | ug/kg | 180 | 61. | 1 |

**Project Name:** NORTH MAIN STREET SITE **Lab Number:** L2305048

**Project Number:** 12814:3 **Report Date:** 02/20/23

**SAMPLE RESULTS**

Lab ID: L2305048-08 Date Collected: 01/30/23 09:45

Client ID: DUP-SO-20230130 Date Received: 01/30/23

Sample Location: 128-156 NORTH MAIN ST. PORT CHESTER NY Field Prep: Not Specified

Sample Depth:

| Parameter | Result | Qualifier | Units | RL | MDL | Dilution Factor |
|---|---|---|---|---|---|---|
| Semivolatile Organics by GC/MS - Westborough Lab | | | | | | |
| Diethyl phthalate | ND | | ug/kg | 180 | 17. | 1 |
| Dimethyl phthalate | ND | | ug/kg | 180 | 38. | 1 |
| Benzo(a)anthracene | 36 | J | ug/kg | 110 | 20. | 1 |
| Benzo(a)pyrene | 44 | J | ug/kg | 140 | 44. | 1 |
| Benzo(b)fluoranthene | 160 | | ug/kg | 110 | 30. | 1 |
| Benzo(k)fluoranthene | 30 | J | ug/kg | 110 | 29. | 1 |
| Chrysene | 140 | | ug/kg | 110 | 19. | 1 |
| Acenaphthylene | ND | | ug/kg | 140 | 28. | 1 |
| Anthracene | ND | | ug/kg | 110 | 35. | 1 |
| Benzo(ghi)perylene | ND | | ug/kg | 140 | 21. | 1 |
| Fluorene | ND | | ug/kg | 180 | 17. | 1 |
| Phenanthrene | 24 | J | ug/kg | 110 | 22. | 1 |
| Dibenzo(a,h)anthracene | ND | | ug/kg | 110 | 21. | 1 |
| Indeno(1,2,3-cd)pyrene | 52 | J | ug/kg | 140 | 25. | 1 |
| Pyrene | 100 | J | ug/kg | 110 | 18. | 1 |
| Biphenyl | ND | | ug/kg | 410 | 23. | 1 |
| 4-Chloroaniline | ND | | ug/kg | 180 | 33. | 1 |
| 2-Nitroaniline | ND | | ug/kg | 180 | 34. | 1 |
| 3-Nitroaniline | ND | | ug/kg | 180 | 34. | 1 |
| 4-Nitroaniline | ND | | ug/kg | 180 | 74. | 1 |
| Dibenzofuran | ND | | ug/kg | 180 | 17. | 1 |
| 2-Methylnaphthalene | ND | | ug/kg | 220 | 22. | 1 |
| 1,2,4,5-Tetrachlorobenzene | ND | | ug/kg | 180 | 19. | 1 |
| Acetophenone | ND | | ug/kg | 180 | 22. | 1 |
| 2,4,6-Trichlorophenol | ND | | ug/kg | 110 | 34. | 1 |
| p-Chloro-m-cresol | ND | | ug/kg | 180 | 27. | 1 |
| 2-Chlorophenol | ND | | ug/kg | 180 | 21. | 1 |
| 2,4-Dichlorophenol | ND | | ug/kg | 160 | 29. | 1 |
| 2,4-Dimethylphenol | ND | | ug/kg | 180 | 59. | 1 |
| 2-Nitrophenol | ND | | ug/kg | 390 | 67. | 1 |
| 4-Nitrophenol | ND | | ug/kg | 250 | 73. | 1 |
| 2,4-Dinitrophenol | ND | | ug/kg | 860 | 84. | 1 |
| 4,6-Dinitro-o-cresol | ND | | ug/kg | 470 | 86. | 1 |
| Pentachlorophenol | ND | | ug/kg | 140 | 39. | 1 |
| Phenol | ND | | ug/kg | 180 | 27. | 1 |
| 2-Methylphenol | ND | | ug/kg | 180 | 28. | 1 |
| 3-Methylphenol/4-Methylphenol | ND | | ug/kg | 260 | 28. | 1 |

**Project Name:** NORTH MAIN STREET SITE **Lab Number:** L2305048

**Project Number:** 12814:3 **Report Date:** 02/20/23

## SAMPLE RESULTS

Lab ID: L2305048-08 Date Collected: 01/30/23 09:45

Client ID: DUP-SO-20230130 Date Received: 01/30/23

Sample Location: 128-156 NORTH MAIN ST. PORT CHESTER NY Field Prep: Not Specified

Sample Depth:

| Parameter | Result | Qualifier | Units | RL | MDL | Dilution Factor |
|---|---|---|---|---|---|---|
| **Semivolatile Organics by GC/MS - Westborough Lab** | | | | | | |
| 2,4,5-Trichlorophenol | ND | | ug/kg | 180 | 34. | 1 |
| Benzoic Acid | ND | | ug/kg | 580 | 180 | 1 |
| Benzyl Alcohol | ND | | ug/kg | 180 | 55. | 1 |
| Carbazole | ND | | ug/kg | 180 | 17. | 1 |
| 1,4-Dioxane | ND | | ug/kg | 27 | 8.2 | 1 |

| Tentatively Identified Compounds | | | | |
|---|---|---|---|---|
| Total TIC Compounds | 414 | J | ug/kg | 1 |
| Unknown | 219 | J | ug/kg | 1 |
| Unknown Organic Acid | 195 | J | ug/kg | 1 |

| Surrogate | % Recovery | Qualifier | Acceptance Criteria |
|---|---|---|---|
| 2-Fluorophenol | 57 | | 25-120 |
| Phenol-d6 | 58 | | 10-120 |
| Nitrobenzene-d5 | 50 | | 23-120 |
| 2-Fluorobiphenyl | 54 | | 30-120 |
| 2,4,6-Tribromophenol | 53 | | 10-136 |
| 4-Terphenyl-d14 | 49 | | 18-120 |

**Project Name:** NORTH MAIN STREET SITE
**Project Number:** 12814:3
**Lab Number:** L2305048
**Report Date:** 02/20/23

## SAMPLE RESULTS

Lab ID: L2305048-08
Client ID: DUP-SO-20230130
Sample Location: 128-156 NORTH MAIN ST. PORT CHESTER NY

Date Collected: 01/30/23 09:45
Date Received: 01/30/23
Field Prep: Not Specified

Sample Depth:
Matrix: Soil
Analytical Method: 144,1633
Analytical Date: 02/15/23 19:05
Analyst: LMV
Percent Solids: 91%

Extraction Method: EPA 1633
Extraction Date: 02/12/23 06:00
Cleanup Method: EPA 1633
Cleanup Date: 02/13/23

| Parameter | Result | Qualifier | Units | RL | MDL | Dilution Factor |
|---|---|---|---|---|---|---|
| **Perfluorinated Alkyl Acids by EPA 1633 - Mansfield Lab** | | | | | | |
| Perfluorobutanoic Acid (PFBA) | ND | | ng/g | 0.784 | 0.049 | 1 |
| Perfluoropentanoic Acid (PFPeA) | ND | | ng/g | 0.392 | 0.055 | 1 |
| Perfluorobutanesulfonic Acid (PFBS) | ND | | ng/g | 0.196 | 0.042 | 1 |
| Perfluorohexanoic Acid (PFHxA) | ND | | ng/g | 0.196 | 0.046 | 1 |
| Perfluoroheptanoic Acid (PFHpA) | ND | | ng/g | 0.196 | 0.023 | 1 |
| Perfluorohexanesulfonic Acid (PFHxS) | ND | | ng/g | 0.196 | 0.058 | 1 |
| Perfluorooctanoic Acid (PFOA) | 0.102 | J | ng/g | 0.196 | 0.051 | 1 |
| 1H,1H,2H,2H-Perfluorooctanesulfonic Acid (6:2FTS) | ND | | ng/g | 0.784 | 0.274 | 1 |
| Perfluoroheptanesulfonic Acid (PFHpS) | ND | | ng/g | 0.196 | 0.036 | 1 |
| Perfluorononanoic Acid (PFNA) | ND | | ng/g | 0.196 | 0.077 | 1 |
| Perfluorooctanesulfonic Acid (PFOS) | ND | | ng/g | 0.196 | 0.078 | 1 |
| Perfluorodecanoic Acid (PFDA) | ND | | ng/g | 0.196 | 0.074 | 1 |
| 1H,1H,2H,2H-Perfluorodecanesulfonic Acid (8:2FTS) | ND | | ng/g | 0.784 | 0.380 | 1 |
| N-Methyl Perfluorooctanesulfonamidoacetic Acid (NMeFOSAA) | ND | | ng/g | 0.196 | 0.098 | 1 |
| Perfluoroundecanoic Acid (PFUnA) | ND | | ng/g | 0.196 | 0.050 | 1 |
| Perfluorodecanesulfonic Acid (PFDS) | ND | | ng/g | 0.196 | 0.031 | 1 |
| Perfluorooctanesulfonamide (PFOSA) | ND | | ng/g | 0.196 | 0.042 | 1 |
| N-Ethyl Perfluorooctanesulfonamidoacetic Acid (NEtFOSAA) | ND | | ng/g | 0.196 | 0.081 | 1 |
| Perfluorododecanoic Acid (PFDoA) | ND | | ng/g | 0.196 | 0.040 | 1 |
| Perfluorotridecanoic Acid (PFTrDA) | ND | | ng/g | 0.196 | 0.052 | 1 |
| Perfluorotetradecanoic Acid (PFTeDA) | ND | | ng/g | 0.196 | 0.104 | 1 |
| PFOA/PFOS, Total | 0.102 | J | ng/g | 0.196 | 0.051 | 1 |

**Project Name:** NORTH MAIN STREET SITE **Lab Number:** L2305048

**Project Number:** 12814:3 **Report Date:** 02/20/23

## SAMPLE RESULTS

| | | | |
|---|---|---|---|
| Lab ID: | L2305048-08 | Date Collected: | 01/30/23 09:45 |
| Client ID: | DUP-SO-20230130 | Date Received: | 01/30/23 |
| Sample Location: | 128-156 NORTH MAIN ST. PORT CHESTER NY | Field Prep: | Not Specified |

Sample Depth:

| Parameter | Result | Qualifier | Units | RL | MDL | Dilution Factor |
|---|---|---|---|---|---|---|

Perfluorinated Alkyl Acids by EPA 1633 - Mansfield Lab

| Surrogate | % Recovery | Qualifier | Acceptance Criteria |
|---|---|---|---|
| Perfluoro-n-[13C4]Butanoic Acid (13C4-PFBA) | 83 | | 20-150 |
| Perfluoro-n-[13C5]Pentanoic Acid (13C5-PFPeA) | 90 | | 20-150 |
| Perfluoro-1-[2,3,4-13C3]Butanesulfonic Acid (13C3-PFBS) | 91 | | 20-150 |
| Perfluoro-n-[1,2,3,4,6-13C5]Hexanoic Acid (13C5-PFHxA) | 82 | | 20-150 |
| Perfluoro-n-[1,2,3,4-13C4]Heptanoic Acid (13C4-PFHpA) | 84 | | 20-150 |
| Perfluoro-1-[1,2,3-13C3]Hexanesulfonic Acid (13C3-PFHxS) | 85 | | 20-150 |
| Perfluoro-n-[13C8]Octanoic Acid (13C8-PFOA) | 76 | | 20-150 |
| 1H,1H,2H,2H-Perfluoro-1-[1,2-13C2]Octanesulfonic Acid (13C2-6:2FTS) | 83 | | 20-150 |
| Perfluoro-n-[13C9]Nonanoic Acid (13C9-PFNA) | 82 | | 20-150 |
| Perfluoro-1-[13C8]Octanesulfonic Acid (13C8-PFOS) | 78 | | 20-150 |
| Perfluoro-n-[1,2,3,4,5,6-13C6]Decanoic Acid (13C6-PFDA) | 67 | | 20-150 |
| 1H,1H,2H,2H-Perfluoro-1-[1,2-13C2]Decanesulfonic Acid (13C2-8:2FTS) | 71 | | 20-150 |
| N-Methyl-d3-perfluoro-1-octanesulfonamidoacetic Acid (D3-NMeFOSAA) | 56 | | 20-150 |
| Perfluoro-n-[1,2,3,4,5,6,7-13C7]Undecanoic Acid (13C7-PFUnA) | 72 | | 20-150 |
| Perfluoro-1-[13C8]Octanesulfonamide (13C8-PFOSA) | 58 | | 20-150 |
| N-Ethyl-d5-perfluoro-1-octanesulfonamidoacetic Acid (D5-NEtFOSAA) | 67 | | 20-150 |
| Perfluoro-n-[1,2-13C2]Dodecanoic Acid (13C2-PFDoA) | 61 | | 20-150 |
| Perfluoro-n-[1,2-13C2]Tetradecanoic Acid (13C2-PFTeDA) | 47 | | 20-150 |

**Project Name:** NORTH MAIN STREET SITE
**Project Number:** 12814:3
**Lab Number:** L2305048
**Report Date:** 02/20/23

## SAMPLE RESULTS

Lab ID: L2305048-09
Client ID: TWP-205
Sample Location: 128-156 NORTH MAIN ST. PORT CHESTER NY

Date Collected: 01/30/23 14:00
Date Received: 01/30/23
Field Prep: Not Specified

Sample Depth:
Matrix: Water
Analytical Method: 1,8270E
Analytical Date: 02/02/23 12:55
Analyst: JG

Extraction Method: EPA 3510C
Extraction Date: 02/01/23 00:18

| Parameter | Result | Qualifier | Units | RL | MDL | Dilution Factor |
|---|---|---|---|---|---|---|
| Semivolatile Organics by GC/MS - Westborough Lab | | | | | | |
| 1,2,4-Trichlorobenzene | ND | | ug/l | 5.0 | 0.50 | 1 |
| Bis(2-chloroethyl)ether | ND | | ug/l | 2.0 | 0.50 | 1 |
| 1,2-Dichlorobenzene | ND | | ug/l | 2.0 | 0.45 | 1 |
| 1,3-Dichlorobenzene | ND | | ug/l | 2.0 | 0.40 | 1 |
| 1,4-Dichlorobenzene | ND | | ug/l | 2.0 | 0.43 | 1 |
| 3,3'-Dichlorobenzidine | ND | | ug/l | 5.0 | 1.6 | 1 |
| 2,4-Dinitrotoluene | ND | | ug/l | 5.0 | 1.2 | 1 |
| 2,6-Dinitrotoluene | ND | | ug/l | 5.0 | 0.93 | 1 |
| 4-Chlorophenyl phenyl ether | ND | | ug/l | 2.0 | 0.49 | 1 |
| 4-Bromophenyl phenyl ether | ND | | ug/l | 2.0 | 0.38 | 1 |
| Bis(2-chloroisopropyl)ether | ND | | ug/l | 2.0 | 0.53 | 1 |
| Bis(2-chloroethoxy)methane | ND | | ug/l | 5.0 | 0.50 | 1 |
| Hexachlorocyclopentadiene | ND | | ug/l | 20 | 0.69 | 1 |
| Isophorone | ND | | ug/l | 5.0 | 1.2 | 1 |
| Nitrobenzene | ND | | ug/l | 2.0 | 0.77 | 1 |
| NDPA/DPA | ND | | ug/l | 2.0 | 0.42 | 1 |
| n-Nitrosodi-n-propylamine | ND | | ug/l | 5.0 | 0.64 | 1 |
| Bis(2-ethylhexyl)phthalate | ND | | ug/l | 3.0 | 1.5 | 1 |
| Butyl benzyl phthalate | ND | | ug/l | 5.0 | 1.2 | 1 |
| Di-n-butylphthalate | 0.85 | J | ug/l | 5.0 | 0.39 | 1 |
| Di-n-octylphthalate | ND | | ug/l | 5.0 | 1.3 | 1 |
| Diethyl phthalate | ND | | ug/l | 5.0 | 0.38 | 1 |
| Dimethyl phthalate | ND | | ug/l | 5.0 | 1.8 | 1 |
| Biphenyl | ND | | ug/l | 2.0 | 0.46 | 1 |
| 4-Chloroaniline | ND | | ug/l | 5.0 | 1.1 | 1 |
| 2-Nitroaniline | ND | | ug/l | 5.0 | 0.50 | 1 |
| 3-Nitroaniline | ND | | ug/l | 5.0 | 0.81 | 1 |
| 4-Nitroaniline | ND | | ug/l | 5.0 | 0.80 | 1 |

**Project Name:** NORTH MAIN STREET SITE **Lab Number:** L2305048

**Project Number:** 12814:3 **Report Date:** 02/20/23

## SAMPLE RESULTS

Lab ID: L2305048-09 Date Collected: 01/30/23 14:00

Client ID: TWP-205 Date Received: 01/30/23

Sample Location: 128-156 NORTH MAIN ST. PORT CHESTER NY Field Prep: Not Specified

Sample Depth:

| Parameter | Result | Qualifier | Units | RL | MDL | Dilution Factor |
|---|---|---|---|---|---|---|
| **Semivolatile Organics by GC/MS - Westborough Lab** | | | | | | |
| Dibenzofuran | ND | | ug/l | 2.0 | 0.50 | 1 |
| 1,2,4,5-Tetrachlorobenzene | ND | | ug/l | 10 | 0.44 | 1 |
| Acetophenone | ND | | ug/l | 5.0 | 0.53 | 1 |
| 2,4,6-Trichlorophenol | ND | | ug/l | 5.0 | 0.61 | 1 |
| p-Chloro-m-cresol | ND | | ug/l | 2.0 | 0.35 | 1 |
| 2-Chlorophenol | ND | | ug/l | 2.0 | 0.48 | 1 |
| 2,4-Dichlorophenol | ND | | ug/l | 5.0 | 0.41 | 1 |
| 2,4-Dimethylphenol | ND | | ug/l | 5.0 | 1.8 | 1 |
| 2-Nitrophenol | ND | | ug/l | 10 | 0.85 | 1 |
| 4-Nitrophenol | ND | | ug/l | 10 | 0.67 | 1 |
| 2,4-Dinitrophenol | ND | | ug/l | 20 | 6.6 | 1 |
| 4,6-Dinitro-o-cresol | ND | | ug/l | 10 | 1.8 | 1 |
| Phenol | ND | | ug/l | 5.0 | 0.57 | 1 |
| 2-Methylphenol | ND | | ug/l | 5.0 | 0.49 | 1 |
| 3-Methylphenol/4-Methylphenol | ND | | ug/l | 5.0 | 0.48 | 1 |
| 2,4,5-Trichlorophenol | ND | | ug/l | 5.0 | 0.77 | 1 |
| Benzoic Acid | ND | | ug/l | 50 | 2.6 | 1 |
| Benzyl Alcohol | ND | | ug/l | 2.0 | 0.59 | 1 |
| Carbazole | ND | | ug/l | 2.0 | 0.49 | 1 |

| Tentatively Identified Compounds | | | | |
|---|---|---|---|---|
| Total TIC Compounds | 78.5 | J | ug/l | 1 |
| Benzoic Acid | 2.00 | NJ | ug/l | 1 |
| Unknown | 3.53 | J | ug/l | 1 |
| Unknown | 1.71 | J | ug/l | 1 |
| Unknown | 2.84 | J | ug/l | 1 |
| Unknown | 1.89 | J | ug/l | 1 |
| Unknown Organic Acid | 5.71 | J | ug/l | 1 |
| Unknown Organic Acid | 2.47 | J | ug/l | 1 |
| Unknown Organic Acid | 58.3 | JB | ug/l | 1 |

**Project Name:** NORTH MAIN STREET SITE **Lab Number:** L2305048

**Project Number:** 12814:3 **Report Date:** 02/20/23

## SAMPLE RESULTS

| | | | |
|---|---|---|---|
| Lab ID: | L2305048-09 | Date Collected: | 01/30/23 14:00 |
| Client ID: | TWP-205 | Date Received: | 01/30/23 |
| Sample Location: | 128-156 NORTH MAIN ST. PORT CHESTER NY | Field Prep: | Not Specified |

Sample Depth:

| Parameter | Result | Qualifier | Units | RL | MDL | Dilution Factor |
|---|---|---|---|---|---|---|

Semivolatile Organics by GC/MS - Westborough Lab

| Surrogate | % Recovery | Qualifier | Acceptance Criteria |
|---|---|---|---|
| 2-Fluorophenol | 64 | | 21-120 |
| Phenol-d6 | 58 | | 10-120 |
| Nitrobenzene-d5 | 81 | | 23-120 |
| 2-Fluorobiphenyl | 86 | | 15-120 |
| 2,4,6-Tribromophenol | 91 | | 10-120 |
| 4-Terphenyl-d14 | 82 | | 41-149 |

**Project Name:** NORTH MAIN STREET SITE
**Project Number:** 12814:3
**Lab Number:** L2305048
**Report Date:** 02/20/23

## SAMPLE RESULTS

Lab ID: L2305048-09
Client ID: TWP-205
Sample Location: 128-156 NORTH MAIN ST. PORT CHESTER NY

Date Collected: 01/30/23 14:00
Date Received: 01/30/23
Field Prep: Not Specified

Sample Depth:
Matrix: Water
Analytical Method: 1,8270E-SIM
Analytical Date: 02/01/23 16:28
Analyst: DV

Extraction Method: EPA 3510C
Extraction Date: 02/01/23 00:21

| Parameter | Result | Qualifier | Units | RL | MDL | Dilution Factor |
|---|---|---|---|---|---|---|
| Semivolatile Organics by GC/MS-SIM - Westborough Lab | | | | | | |
| Acenaphthene | ND | | ug/l | 0.10 | 0.01 | 1 |
| 2-Chloronaphthalene | ND | | ug/l | 0.20 | 0.02 | 1 |
| Fluoranthene | 0.17 | | ug/l | 0.10 | 0.02 | 1 |
| Hexachlorobutadiene | ND | | ug/l | 0.50 | 0.05 | 1 |
| Naphthalene | ND | | ug/l | 0.10 | 0.05 | 1 |
| Benzo(a)anthracene | 0.10 | | ug/l | 0.10 | 0.02 | 1 |
| Benzo(a)pyrene | 0.12 | | ug/l | 0.10 | 0.02 | 1 |
| Benzo(b)fluoranthene | 0.24 | | ug/l | 0.10 | 0.01 | 1 |
| Benzo(k)fluoranthene | 0.06 | J | ug/l | 0.10 | 0.01 | 1 |
| Chrysene | 0.22 | | ug/l | 0.10 | 0.01 | 1 |
| Acenaphthylene | ND | | ug/l | 0.10 | 0.01 | 1 |
| Anthracene | 0.11 | | ug/l | 0.10 | 0.01 | 1 |
| Benzo(ghi)perylene | 0.55 | | ug/l | 0.10 | 0.01 | 1 |
| Fluorene | ND | | ug/l | 0.10 | 0.01 | 1 |
| Phenanthrene | 0.06 | J | ug/l | 0.10 | 0.02 | 1 |
| Dibenzo(a,h)anthracene | 0.04 | J | ug/l | 0.10 | 0.01 | 1 |
| Indeno(1,2,3-cd)pyrene | 0.18 | | ug/l | 0.10 | 0.01 | 1 |
| Pyrene | 0.32 | | ug/l | 0.10 | 0.02 | 1 |
| 2-Methylnaphthalene | 0.08 | J | ug/l | 0.10 | 0.02 | 1 |
| Pentachlorophenol | ND | | ug/l | 0.80 | 0.01 | 1 |
| Hexachlorobenzene | ND | | ug/l | 0.80 | 0.01 | 1 |
| Hexachloroethane | ND | | ug/l | 0.80 | 0.06 | 1 |

**Project Name:** NORTH MAIN STREET SITE **Lab Number:** L2305048

**Project Number:** 12814:3 **Report Date:** 02/20/23

## SAMPLE RESULTS

| | | | |
|---|---|---|---|
| Lab ID: | L2305048-09 | Date Collected: | 01/30/23 14:00 |
| Client ID: | TWP-205 | Date Received: | 01/30/23 |
| Sample Location: | 128-156 NORTH MAIN ST. PORT CHESTER NY | Field Prep: | Not Specified |

Sample Depth:

| Parameter | Result | Qualifier | Units | RL | MDL | Dilution Factor |
|---|---|---|---|---|---|---|

Semivolatile Organics by GC/MS-SIM - Westborough Lab

| Surrogate | % Recovery | Qualifier | Acceptance Criteria |
|---|---|---|---|
| 2-Fluorophenol | 74 | | 21-120 |
| Phenol-d6 | 66 | | 10-120 |
| Nitrobenzene-d5 | **131** | Q | 23-120 |
| 2-Fluorobiphenyl | 90 | | 15-120 |
| 2,4,6-Tribromophenol | **161** | Q | 10-120 |
| 4-Terphenyl-d14 | 86 | | 41-149 |

**Project Name:** NORTH MAIN STREET SITE
**Lab Number:** L2305048
**Project Number:** 12814:3
**Report Date:** 02/20/23

## SAMPLE RESULTS

Lab ID: L2305048-09
Client ID: TWP-205
Sample Location: 128-156 NORTH MAIN ST. PORT CHESTER NY

Date Collected: 01/30/23 14:00
Date Received: 01/30/23
Field Prep: Not Specified

Sample Depth:
Matrix: Water
Analytical Method: 1,8270E-SIM
Analytical Date: 02/06/23 16:11
Analyst: TPR

Extraction Method: EPA 3510C
Extraction Date: 02/01/23 19:00

| Parameter | Result | Qualifier | Units | RL | MDL | Dilution Factor |
|---|---|---|---|---|---|---|
| 1,4 Dioxane by 8270E-SIM - Mansfield Lab | | | | | | |
| 1,4-Dioxane | ND | | ng/l | 136 | 30.8 | 1 |

| Surrogate | % Recovery | Qualifier | Acceptance Criteria |
|---|---|---|---|
| 1,4-Dioxane-d8 | 38 | | 15-110 |

**Project Name:** NORTH MAIN STREET SITE
**Project Number:** 12814:3
**Lab Number:** L2305048
**Report Date:** 02/20/23

## SAMPLE RESULTS

Lab ID: L2305048-09
Client ID: TWP-205
Sample Location: 128-156 NORTH MAIN ST. PORT CHESTER NY

Date Collected: 01/30/23 14:00
Date Received: 01/30/23
Field Prep: Not Specified

Sample Depth:
Matrix: Water
Analytical Method: 144,1633
Analytical Date: 02/06/23 15:16
Analyst: PNB

Extraction Method: EPA 1633
Extraction Date: 02/03/23 12:30

| Parameter | Result | Qualifier | Units | RL | MDL | Dilution Factor |
|---|---|---|---|---|---|---|
| **Perfluorinated Alkyl Acids by EPA 1633 - Mansfield Lab** | | | | | | |
| Perfluorobutanoic Acid (PFBA) | 28.8 | | ng/l | 6.24 | 0.999 | 1 |
| Perfluoropentanoic Acid (PFPeA) | 43.8 | | ng/l | 3.12 | 0.835 | 1 |
| Perfluorobutanesulfonic Acid (PFBS) | 26.4 | | ng/l | 1.56 | 0.523 | 1 |
| Perfluorohexanoic Acid (PFHxA) | 27.5 | | ng/l | 1.56 | 0.460 | 1 |
| Perfluoroheptanoic Acid (PFHpA) | 14.7 | | ng/l | 1.56 | 0.312 | 1 |
| Perfluorohexanesulfonic Acid (PFHxS) | 2.58 | | ng/l | 1.56 | 0.374 | 1 |
| Perfluorooctanoic Acid (PFOA) | 31.0 | | ng/l | 1.56 | 0.679 | 1 |
| 1H,1H,2H,2H-Perfluorooctanesulfonic Acid (6:2FTS) | ND | | ng/l | 6.24 | 2.11 | 1 |
| Perfluoroheptanesulfonic Acid (PFHpS) | ND | | ng/l | 1.56 | 0.421 | 1 |
| Perfluorononanoic Acid (PFNA) | 4.68 | | ng/l | 1.56 | 0.492 | 1 |
| Perfluorooctanesulfonic Acid (PFOS) | 14.8 | | ng/l | 1.56 | 0.710 | 1 |
| Perfluorodecanoic Acid (PFDA) | 1.01 | J | ng/l | 1.56 | 0.632 | 1 |
| 1H,1H,2H,2H-Perfluorodecanesulfonic Acid (8:2FTS) | ND | | ng/l | 6.24 | 2.43 | 1 |
| N-Methyl Perfluorooctanesulfonamidoacetic Acid (NMeFOSAA) | ND | | ng/l | 1.56 | 0.850 | 1 |
| Perfluoroundecanoic Acid (PFUnA) | ND | | ng/l | 1.56 | 0.679 | 1 |
| Perfluorodecanesulfonic Acid (PFDS) | ND | | ng/l | 1.56 | 0.359 | 1 |
| Perfluorooctanesulfonamide (PFOSA) | ND | | ng/l | 1.56 | 0.421 | 1 |
| N-Ethyl Perfluorooctanesulfonamidoacetic Acid (NEtFOSAA) | ND | | ng/l | 1.56 | 0.843 | 1 |
| Perfluorododecanoic Acid (PFDoA) | ND | | ng/l | 1.56 | 0.718 | 1 |
| Perfluorotridecanoic Acid (PFTrDA) | ND | | ng/l | 1.56 | 0.585 | 1 |
| Perfluorotetradecanoic Acid (PFTeDA) | ND | | ng/l | 1.56 | 0.414 | 1 |
| PFOA/PFOS, Total | 45.8 | | ng/l | 1.56 | 0.679 | 1 |

**Project Name:** NORTH MAIN STREET SITE **Lab Number:** L2305048

**Project Number:** 12814:3 **Report Date:** 02/20/23

## SAMPLE RESULTS

| | | | |
|---|---|---|---|
| Lab ID: | L2305048-09 | Date Collected: | 01/30/23 14:00 |
| Client ID: | TWP-205 | Date Received: | 01/30/23 |
| Sample Location: | 128-156 NORTH MAIN ST. PORT CHESTER NY | Field Prep: | Not Specified |

Sample Depth:

| Parameter | Result | Qualifier | Units | RL | MDL | Dilution Factor |
|---|---|---|---|---|---|---|

Perfluorinated Alkyl Acids by EPA 1633 - Mansfield Lab

| Surrogate | % Recovery | Qualifier | Acceptance Criteria |
|---|---|---|---|
| Perfluoro-n-[13C4]Butanoic Acid (13C4-PFBA) | 90 | | 20-150 |
| Perfluoro-n-[13C5]Pentanoic Acid (13C5-PFPeA) | 82 | | 20-150 |
| Perfluoro-1-[2,3,4-13C3]Butanesulfonic Acid (13C3-PFBS) | 90 | | 20-150 |
| Perfluoro-n-[1,2,3,4,6-13C5]Hexanoic Acid (13C5-PFHxA) | 88 | | 20-150 |
| Perfluoro-n-[1,2,3,4-13C4]Heptanoic Acid (13C4-PFHpA) | 67 | | 20-150 |
| Perfluoro-1-[1,2,3-13C3]Hexanesulfonic Acid (13C3-PFHxS) | 89 | | 20-150 |
| Perfluoro-n-[13C8]Octanoic Acid (13C8-PFOA) | 87 | | 20-150 |
| 1H,1H,2H,2H-Perfluoro-1-[1,2-13C2]Octanesulfonic Acid (13C2-6:2FTS) | 83 | | 20-150 |
| Perfluoro-n-[13C9]Nonanoic Acid (13C9-PFNA) | 86 | | 20-150 |
| Perfluoro-1-[13C8]Octanesulfonic Acid (13C8-PFOS) | 79 | | 20-150 |
| Perfluoro-n-[1,2,3,4,5,6-13C6]Decanoic Acid (13C6-PFDA) | 71 | | 20-150 |
| 1H,1H,2H,2H-Perfluoro-1-[1,2-13C2]Decanesulfonic Acid (13C2-8:2FTS) | 89 | | 20-150 |
| N-Methyl-d3-perfluoro-1-octanesulfonamidoacetic Acid (D3-NMeFOSAA) | 62 | | 20-150 |
| Perfluoro-n-[1,2,3,4,5,6,7-13C7]Undecanoic Acid (13C7-PFUnA) | 66 | | 20-150 |
| Perfluoro-1-[13C8]Octanesulfonamide (13C8-PFOSA) | 45 | | 20-150 |
| N-Ethyl-d5-perfluoro-1-octanesulfonamidoacetic Acid (D5-NEtFOSAA) | 59 | | 20-150 |
| Perfluoro-n-[1,2-13C2]Dodecanoic Acid (13C2-PFDoA) | 69 | | 20-150 |
| Perfluoro-n-[1,2-13C2]Tetradecanoic Acid (13C2-PFTeDA) | 43 | | 20-150 |

**Project Name:** NORTH MAIN STREET SITE **Lab Number:** L2305048

**Project Number:** 12814:3 **Report Date:** 02/20/23

# Method Blank Analysis
## Batch Quality Control

Analytical Method: 1,8270E
Analytical Date: 02/01/23 08:04
Analyst: IM

Extraction Method: EPA 3546
Extraction Date: 01/31/23 19:55

| Parameter | Result | Qualifier | Units | RL | MDL |
|---|---|---|---|---|---|
| Semivolatile Organics by GC/MS - Westborough Lab for sample(s): 01-08 Batch: WG1739354-1 | | | | | |
| Acenaphthene | ND | | ug/kg | 130 | 17. |
| 1,2,4-Trichlorobenzene | ND | | ug/kg | 160 | 19. |
| Hexachlorobenzene | ND | | ug/kg | 98 | 18. |
| Bis(2-chloroethyl)ether | ND | | ug/kg | 150 | 22. |
| 2-Chloronaphthalene | ND | | ug/kg | 160 | 16. |
| 1,2-Dichlorobenzene | ND | | ug/kg | 160 | 30. |
| 1,3-Dichlorobenzene | ND | | ug/kg | 160 | 28. |
| 1,4-Dichlorobenzene | ND | | ug/kg | 160 | 29. |
| 3,3'-Dichlorobenzidine | ND | | ug/kg | 160 | 44. |
| 2,4-Dinitrotoluene | ND | | ug/kg | 160 | 33. |
| 2,6-Dinitrotoluene | ND | | ug/kg | 160 | 28. |
| Fluoranthene | ND | | ug/kg | 98 | 19. |
| 4-Chlorophenyl phenyl ether | ND | | ug/kg | 160 | 18. |
| 4-Bromophenyl phenyl ether | ND | | ug/kg | 160 | 25. |
| Bis(2-chloroisopropyl)ether | ND | | ug/kg | 200 | 28. |
| Bis(2-chloroethoxy)methane | ND | | ug/kg | 180 | 16. |
| Hexachlorobutadiene | ND | | ug/kg | 160 | 24. |
| Hexachlorocyclopentadiene | ND | | ug/kg | 470 | 150 |
| Hexachloroethane | ND | | ug/kg | 130 | 26. |
| Isophorone | ND | | ug/kg | 150 | 21. |
| Naphthalene | ND | | ug/kg | 160 | 20. |
| Nitrobenzene | ND | | ug/kg | 150 | 24. |
| NDPA/DPA | ND | | ug/kg | 130 | 19. |
| n-Nitrosodi-n-propylamine | ND | | ug/kg | 160 | 25. |
| Bis(2-ethylhexyl)phthalate | ND | | ug/kg | 160 | 57. |
| Butyl benzyl phthalate | ND | | ug/kg | 160 | 41. |
| Di-n-butylphthalate | ND | | ug/kg | 160 | 31. |
| Di-n-octylphthalate | ND | | ug/kg | 160 | 56. |
| Diethyl phthalate | ND | | ug/kg | 160 | 15. |

**Project Name:** NORTH MAIN STREET SITE **Lab Number:** L2305048

**Project Number:** 12814:3 **Report Date:** 02/20/23

# Method Blank Analysis
## Batch Quality Control

Analytical Method: 1,8270E
Analytical Date: 02/01/23 08:04
Analyst: IM

Extraction Method: EPA 3546
Extraction Date: 01/31/23 19:55

| Parameter | Result | Qualifier | Units | RL | MDL |
|---|---|---|---|---|---|
| Semivolatile Organics by GC/MS - Westborough Lab for sample(s): 01-08 Batch: WG1739354-1 | | | | | |
| Dimethyl phthalate | ND | | ug/kg | 160 | 34. |
| Benzo(a)anthracene | ND | | ug/kg | 98 | 18. |
| Benzo(a)pyrene | ND | | ug/kg | 130 | 40. |
| Benzo(b)fluoranthene | ND | | ug/kg | 98 | 28. |
| Benzo(k)fluoranthene | ND | | ug/kg | 98 | 26. |
| Chrysene | ND | | ug/kg | 98 | 17. |
| Acenaphthylene | ND | | ug/kg | 130 | 25. |
| Anthracene | ND | | ug/kg | 98 | 32. |
| Benzo(ghi)perylene | ND | | ug/kg | 130 | 19. |
| Fluorene | ND | | ug/kg | 160 | 16. |
| Phenanthrene | ND | | ug/kg | 98 | 20. |
| Dibenzo(a,h)anthracene | ND | | ug/kg | 98 | 19. |
| Indeno(1,2,3-cd)pyrene | ND | | ug/kg | 130 | 23. |
| Pyrene | ND | | ug/kg | 98 | 16. |
| Biphenyl | ND | | ug/kg | 370 | 21. |
| 4-Chloroaniline | ND | | ug/kg | 160 | 30. |
| 2-Nitroaniline | ND | | ug/kg | 160 | 32. |
| 3-Nitroaniline | ND | | ug/kg | 160 | 31. |
| 4-Nitroaniline | ND | | ug/kg | 160 | 68. |
| Dibenzofuran | ND | | ug/kg | 160 | 16. |
| 2-Methylnaphthalene | ND | | ug/kg | 200 | 20. |
| 1,2,4,5-Tetrachlorobenzene | ND | | ug/kg | 160 | 17. |
| Acetophenone | ND | | ug/kg | 160 | 20. |
| 2,4,6-Trichlorophenol | ND | | ug/kg | 98 | 31. |
| p-Chloro-m-cresol | ND | | ug/kg | 160 | 24. |
| 2-Chlorophenol | ND | | ug/kg | 160 | 19. |
| 2,4-Dichlorophenol | ND | | ug/kg | 150 | 26. |
| 2,4-Dimethylphenol | ND | | ug/kg | 160 | 54. |
| 2-Nitrophenol | ND | | ug/kg | 350 | 62. |

**Project Name:** NORTH MAIN STREET SITE
**Project Number:** 12814:3
**Lab Number:** L2305048
**Report Date:** 02/20/23

# Method Blank Analysis
## Batch Quality Control

Analytical Method: 1,8270E
Analytical Date: 02/01/23 08:04
Analyst: IM

Extraction Method: EPA 3546
Extraction Date: 01/31/23 19:55

| Parameter | Result | Qualifier | Units | RL | MDL |
|---|---|---|---|---|---|
| Semivolatile Organics by GC/MS - Westborough Lab for sample(s): 01-08 Batch: WG1739354-1 | | | | | |
| 4-Nitrophenol | ND | | ug/kg | 230 | 67. |
| 2,4-Dinitrophenol | ND | | ug/kg | 790 | 76. |
| 4,6-Dinitro-o-cresol | ND | | ug/kg | 430 | 79. |
| Pentachlorophenol | ND | | ug/kg | 130 | 36. |
| Phenol | ND | | ug/kg | 160 | 25. |
| 2-Methylphenol | ND | | ug/kg | 160 | 25. |
| 3-Methylphenol/4-Methylphenol | ND | | ug/kg | 240 | 26. |
| 2,4,5-Trichlorophenol | ND | | ug/kg | 160 | 31. |
| Benzoic Acid | ND | | ug/kg | 530 | 170 |
| Benzyl Alcohol | ND | | ug/kg | 160 | 50. |
| Carbazole | ND | | ug/kg | 160 | 16. |
| 1,4-Dioxane | ND | | ug/kg | 25 | 7.6 |

Tentatively Identified Compounds

| | | |
|---|---|---|
| No Tentatively Identified Compounds | ND | ug/kg |

| Surrogate | %Recovery | Qualifier | Acceptance Criteria |
|---|---|---|---|
| 2-Fluorophenol | 60 | | 25-120 |
| Phenol-d6 | 60 | | 10-120 |
| Nitrobenzene-d5 | 52 | | 23-120 |
| 2-Fluorobiphenyl | 58 | | 30-120 |
| 2,4,6-Tribromophenol | 56 | | 10-136 |
| 4-Terphenyl-d14 | 56 | | 18-120 |

**Project Name:** NORTH MAIN STREET SITE **Lab Number:** L2305048

**Project Number:** 12814:3 **Report Date:** 02/20/23

# Method Blank Analysis
## Batch Quality Control

Analytical Method: 1,8270E
Analytical Date: 02/02/23 00:20
Analyst: CMM

Extraction Method: EPA 3510C
Extraction Date: 02/01/23 00:18

| Parameter | Result | Qualifier | Units | RL | MDL |
|---|---|---|---|---|---|
| Semivolatile Organics by GC/MS - Westborough Lab for sample(s): 09 Batch: WG1739391-1 | | | | | |
| Acenaphthene | ND | | ug/l | 2.0 | 0.44 |
| 1,2,4-Trichlorobenzene | ND | | ug/l | 5.0 | 0.50 |
| Hexachlorobenzene | ND | | ug/l | 2.0 | 0.46 |
| Bis(2-chloroethyl)ether | ND | | ug/l | 2.0 | 0.50 |
| 2-Chloronaphthalene | ND | | ug/l | 2.0 | 0.44 |
| 1,2-Dichlorobenzene | ND | | ug/l | 2.0 | 0.45 |
| 1,3-Dichlorobenzene | ND | | ug/l | 2.0 | 0.40 |
| 1,4-Dichlorobenzene | ND | | ug/l | 2.0 | 0.43 |
| 3,3'-Dichlorobenzidine | ND | | ug/l | 5.0 | 1.6 |
| 2,4-Dinitrotoluene | ND | | ug/l | 5.0 | 1.2 |
| 2,6-Dinitrotoluene | ND | | ug/l | 5.0 | 0.93 |
| Fluoranthene | ND | | ug/l | 2.0 | 0.26 |
| 4-Chlorophenyl phenyl ether | ND | | ug/l | 2.0 | 0.49 |
| 4-Bromophenyl phenyl ether | ND | | ug/l | 2.0 | 0.38 |
| Bis(2-chloroisopropyl)ether | ND | | ug/l | 2.0 | 0.53 |
| Bis(2-chloroethoxy)methane | ND | | ug/l | 5.0 | 0.50 |
| Hexachlorobutadiene | ND | | ug/l | 2.0 | 0.66 |
| Hexachlorocyclopentadiene | ND | | ug/l | 20 | 0.69 |
| Hexachloroethane | ND | | ug/l | 2.0 | 0.58 |
| Isophorone | ND | | ug/l | 5.0 | 1.2 |
| Naphthalene | ND | | ug/l | 2.0 | 0.46 |
| Nitrobenzene | ND | | ug/l | 2.0 | 0.77 |
| NDPA/DPA | ND | | ug/l | 2.0 | 0.42 |
| n-Nitrosodi-n-propylamine | ND | | ug/l | 5.0 | 0.64 |
| Bis(2-ethylhexyl)phthalate | ND | | ug/l | 3.0 | 1.5 |
| Butyl benzyl phthalate | ND | | ug/l | 5.0 | 1.2 |
| Di-n-butylphthalate | ND | | ug/l | 5.0 | 0.39 |
| Di-n-octylphthalate | ND | | ug/l | 5.0 | 1.3 |
| Diethyl phthalate | ND | | ug/l | 5.0 | 0.38 |

**Project Name:** NORTH MAIN STREET SITE **Lab Number:** L2305048

**Project Number:** 12814:3 **Report Date:** 02/20/23

# Method Blank Analysis
## Batch Quality Control

Analytical Method: 1,8270E
Analytical Date: 02/02/23 00:20
Analyst: CMM

Extraction Method: EPA 3510C
Extraction Date: 02/01/23 00:18

| Parameter | Result | Qualifier | Units | RL | MDL |
|---|---|---|---|---|---|
| Semivolatile Organics by GC/MS - Westborough Lab for sample(s): 09 Batch: WG1739391-1 | | | | | |
| Dimethyl phthalate | ND | | ug/l | 5.0 | 1.8 |
| Benzo(a)anthracene | ND | | ug/l | 2.0 | 0.32 |
| Benzo(a)pyrene | ND | | ug/l | 2.0 | 0.41 |
| Benzo(b)fluoranthene | ND | | ug/l | 2.0 | 0.35 |
| Benzo(k)fluoranthene | ND | | ug/l | 2.0 | 0.37 |
| Chrysene | ND | | ug/l | 2.0 | 0.34 |
| Acenaphthylene | ND | | ug/l | 2.0 | 0.46 |
| Anthracene | ND | | ug/l | 2.0 | 0.33 |
| Benzo(ghi)perylene | ND | | ug/l | 2.0 | 0.30 |
| Fluorene | ND | | ug/l | 2.0 | 0.41 |
| Phenanthrene | ND | | ug/l | 2.0 | 0.33 |
| Dibenzo(a,h)anthracene | ND | | ug/l | 2.0 | 0.32 |
| Indeno(1,2,3-cd)pyrene | ND | | ug/l | 2.0 | 0.40 |
| Pyrene | ND | | ug/l | 2.0 | 0.28 |
| Biphenyl | ND | | ug/l | 2.0 | 0.46 |
| 4-Chloroaniline | ND | | ug/l | 5.0 | 1.1 |
| 2-Nitroaniline | ND | | ug/l | 5.0 | 0.50 |
| 3-Nitroaniline | ND | | ug/l | 5.0 | 0.81 |
| 4-Nitroaniline | ND | | ug/l | 5.0 | 0.80 |
| Dibenzofuran | ND | | ug/l | 2.0 | 0.50 |
| 2-Methylnaphthalene | ND | | ug/l | 2.0 | 0.45 |
| 1,2,4,5-Tetrachlorobenzene | ND | | ug/l | 10 | 0.44 |
| Acetophenone | ND | | ug/l | 5.0 | 0.53 |
| 2,4,6-Trichlorophenol | ND | | ug/l | 5.0 | 0.61 |
| p-Chloro-m-cresol | ND | | ug/l | 2.0 | 0.35 |
| 2-Chlorophenol | ND | | ug/l | 2.0 | 0.48 |
| 2,4-Dichlorophenol | ND | | ug/l | 5.0 | 0.41 |
| 2,4-Dimethylphenol | ND | | ug/l | 5.0 | 1.8 |
| 2-Nitrophenol | ND | | ug/l | 10 | 0.85 |

**Project Name:** NORTH MAIN STREET SITE
**Project Number:** 12814:3
**Lab Number:** L2305048
**Report Date:** 02/20/23

# Method Blank Analysis
## Batch Quality Control

Analytical Method: 1,8270E
Analytical Date: 02/02/23 00:20
Analyst: CMM

Extraction Method: EPA 3510C
Extraction Date: 02/01/23 00:18

| Parameter | Result | Qualifier | Units | RL | MDL |
|---|---|---|---|---|---|
| Semivolatile Organics by GC/MS - Westborough Lab for sample(s): 09 Batch: WG1739391-1 | | | | | |
| 4-Nitrophenol | ND | | ug/l | 10 | 0.67 |
| 2,4-Dinitrophenol | ND | | ug/l | 20 | 6.6 |
| 4,6-Dinitro-o-cresol | ND | | ug/l | 10 | 1.8 |
| Pentachlorophenol | ND | | ug/l | 10 | 1.8 |
| Phenol | ND | | ug/l | 5.0 | 0.57 |
| 2-Methylphenol | ND | | ug/l | 5.0 | 0.49 |
| 3-Methylphenol/4-Methylphenol | ND | | ug/l | 5.0 | 0.48 |
| 2,4,5-Trichlorophenol | ND | | ug/l | 5.0 | 0.77 |
| Benzoic Acid | ND | | ug/l | 50 | 2.6 |
| Benzyl Alcohol | ND | | ug/l | 2.0 | 0.59 |
| Carbazole | ND | | ug/l | 2.0 | 0.49 |

Tentatively Identified Compounds

| | | | |
|---|---|---|---|
| Total TIC Compounds | 25.0 | J | ug/l |
| Unknown Organic Acid | 1.60 | J | ug/l |
| Unknown Alkane | 1.53 | J | ug/l |
| Unknown Organic Acid | 13.5 | J | ug/l |
| Unknown Organic Acid | 6.84 | J | ug/l |
| Unknown | 1.53 | J | ug/l |

**Project Name:** NORTH MAIN STREET SITE
**Project Number:** 12814:3

**Lab Number:** L2305048
**Report Date:** 02/20/23

# Method Blank Analysis
## Batch Quality Control

Analytical Method: 1,8270E
Analytical Date: 02/02/23 00:20
Analyst: CMM

Extraction Method: EPA 3510C
Extraction Date: 02/01/23 00:18

| Parameter | Result | Qualifier | Units | RL | MDL |
|---|---|---|---|---|---|
| Semivolatile Organics by GC/MS - Westborough Lab for sample(s): 09 Batch: WG1739391-1 | | | | | |

| Surrogate | %Recovery | Qualifier | Acceptance Criteria |
|---|---|---|---|
| 2-Fluorophenol | 52 | | 21-120 |
| Phenol-d6 | 46 | | 10-120 |
| Nitrobenzene-d5 | 72 | | 23-120 |
| 2-Fluorobiphenyl | 59 | | 15-120 |
| 2,4,6-Tribromophenol | 49 | | 10-120 |
| 4-Terphenyl-d14 | 64 | | 41-149 |

**Project Name:** NORTH MAIN STREET SITE
**Project Number:** 12814:3
**Lab Number:** L2305048
**Report Date:** 02/20/23

# Method Blank Analysis
## Batch Quality Control

Analytical Method: 1,8270E-SIM
Analytical Date: 02/01/23 14:33
Analyst: DV

Extraction Method: EPA 3510C
Extraction Date: 02/01/23 00:21

| Parameter | Result | Qualifier | Units | RL | MDL |
|---|---|---|---|---|---|
| Semivolatile Organics by GC/MS-SIM - Westborough Lab for sample(s): 09 Batch: WG1739392-1 | | | | | |
| Acenaphthene | ND | | ug/l | 0.10 | 0.01 |
| 2-Chloronaphthalene | ND | | ug/l | 0.20 | 0.02 |
| Fluoranthene | ND | | ug/l | 0.10 | 0.02 |
| Hexachlorobutadiene | ND | | ug/l | 0.50 | 0.05 |
| Naphthalene | ND | | ug/l | 0.10 | 0.05 |
| Benzo(a)anthracene | ND | | ug/l | 0.10 | 0.02 |
| Benzo(a)pyrene | ND | | ug/l | 0.10 | 0.02 |
| Benzo(b)fluoranthene | ND | | ug/l | 0.10 | 0.01 |
| Benzo(k)fluoranthene | ND | | ug/l | 0.10 | 0.01 |
| Chrysene | ND | | ug/l | 0.10 | 0.01 |
| Acenaphthylene | ND | | ug/l | 0.10 | 0.01 |
| Anthracene | ND | | ug/l | 0.10 | 0.01 |
| Benzo(ghi)perylene | ND | | ug/l | 0.10 | 0.01 |
| Fluorene | ND | | ug/l | 0.10 | 0.01 |
| Phenanthrene | ND | | ug/l | 0.10 | 0.02 |
| Dibenzo(a,h)anthracene | ND | | ug/l | 0.10 | 0.01 |
| Indeno(1,2,3-cd)pyrene | ND | | ug/l | 0.10 | 0.01 |
| Pyrene | ND | | ug/l | 0.10 | 0.02 |
| 2-Methylnaphthalene | ND | | ug/l | 0.10 | 0.02 |
| Pentachlorophenol | ND | | ug/l | 0.80 | 0.01 |
| Hexachlorobenzene | ND | | ug/l | 0.80 | 0.01 |
| Hexachloroethane | ND | | ug/l | 0.80 | 0.06 |

**Project Name:** NORTH MAIN STREET SITE
**Project Number:** 12814:3

**Lab Number:** L2305048
**Report Date:** 02/20/23

# Method Blank Analysis
## Batch Quality Control

Analytical Method: 1,8270E-SIM
Analytical Date: 02/01/23 14:33
Analyst: DV

Extraction Method: EPA 3510C
Extraction Date: 02/01/23 00:21

| Parameter | Result | Qualifier | Units | RL | MDL |
|---|---|---|---|---|---|
| Semivolatile Organics by GC/MS-SIM - Westborough Lab for sample(s): 09 Batch: WG1739392-1 | | | | | |

| Surrogate | %Recovery | Qualifier | Acceptance Criteria |
|---|---|---|---|
| 2-Fluorophenol | 62 | | 21-120 |
| Phenol-d6 | 54 | | 10-120 |
| Nitrobenzene-d5 | 109 | | 23-120 |
| 2-Fluorobiphenyl | 72 | | 15-120 |
| 2,4,6-Tribromophenol | **123** | Q | 10-120 |
| 4-Terphenyl-d14 | 80 | | 41-149 |

**Project Name:** NORTH MAIN STREET SITE
**Project Number:** 12814:3
**Lab Number:** L2305048
**Report Date:** 02/20/23

# Method Blank Analysis
## Batch Quality Control

Analytical Method: 1,8270E-SIM
Analytical Date: 02/02/23 11:53
Analyst: TPR

Extraction Method: EPA 3510C
Extraction Date: 02/01/23 19:00

| Parameter | Result | Qualifier | Units | RL | MDL |
|---|---|---|---|---|---|
| 1,4 Dioxane by 8270E-SIM - Mansfield Lab for sample(s): 09 Batch: WG1739788-1 | | | | | |
| 1,4-Dioxane | ND | | ng/l | 150 | 33.9 |

| Surrogate | %Recovery | Qualifier | Acceptance Criteria |
|---|---|---|---|
| 1,4-Dioxane-d8 | 45 | | 15-110 |

**Project Name:** NORTH MAIN STREET SITE
**Project Number:** 12814:3
**Lab Number:** L2305048
**Report Date:** 02/20/23

# Method Blank Analysis
## Batch Quality Control

Analytical Method: 144,1633
Analytical Date: 02/06/23 11:28
Analyst: PNB

Extraction Method: EPA 1633
Extraction Date: 02/03/23 12:30

| Parameter | Result | Qualifier | Units | RL | MDL |
|---|---|---|---|---|---|
| Perfluorinated Alkyl Acids by EPA 1633 - Mansfield Lab for sample(s): 09 Batch: WG1740603-01 | | | | | |
| Perfluorobutanoic Acid (PFBA) | ND | | ng/l | 6.40 | 1.02 |
| Perfluoropentanoic Acid (PFPeA) | ND | | ng/l | 3.20 | 0.856 |
| Perfluorobutanesulfonic Acid (PFBS) | ND | | ng/l | 1.60 | 0.536 |
| Perfluorohexanoic Acid (PFHxA) | ND | | ng/l | 1.60 | 0.472 |
| Perfluoroheptanoic Acid (PFHpA) | ND | | ng/l | 1.60 | 0.320 |
| Perfluorohexanesulfonic Acid (PFHxS) | ND | | ng/l | 1.60 | 0.384 |
| Perfluorooctanoic Acid (PFOA) | ND | | ng/l | 1.60 | 0.696 |
| 1H,1H,2H,2H-Perfluorooctanesulfonic Acid (6:2FTS) | ND | | ng/l | 6.40 | 2.16 |
| Perfluoroheptanesulfonic Acid (PFHpS) | ND | | ng/l | 1.60 | 0.432 |
| Perfluorononanoic Acid (PFNA) | ND | | ng/l | 1.60 | 0.504 |
| Perfluorooctanesulfonic Acid (PFOS) | ND | | ng/l | 1.60 | 0.728 |
| Perfluorodecanoic Acid (PFDA) | ND | | ng/l | 1.60 | 0.648 |
| 1H,1H,2H,2H-Perfluorodecanesulfonic Acid (8:2FTS) | ND | | ng/l | 6.40 | 2.49 |
| N-Methyl Perfluorooctanesulfonamidoacetic Acid (NMeFOSAA) | ND | | ng/l | 1.60 | 0.872 |
| Perfluoroundecanoic Acid (PFUnA) | ND | | ng/l | 1.60 | 0.696 |
| Perfluorodecanesulfonic Acid (PFDS) | ND | | ng/l | 1.60 | 0.368 |
| Perfluorooctanesulfonamide (PFOSA) | ND | | ng/l | 1.60 | 0.432 |
| N-Ethyl Perfluorooctanesulfonamidoacetic Acid (NEtFOSAA) | ND | | ng/l | 1.60 | 0.864 |
| Perfluorododecanoic Acid (PFDoA) | ND | | ng/l | 1.60 | 0.736 |
| Perfluorotridecanoic Acid (PFTrDA) | ND | | ng/l | 1.60 | 0.600 |
| Perfluorotetradecanoic Acid (PFTeDA) | ND | | ng/l | 1.60 | 0.424 |
| PFOA/PFOS, Total | ND | | ng/l | 1.60 | 0.696 |

**Project Name:** NORTH MAIN STREET SITE
**Project Number:** 12814:3
**Lab Number:** L2305048
**Report Date:** 02/20/23

# Method Blank Analysis
## Batch Quality Control

Analytical Method: 144,1633
Analytical Date: 02/06/23 11:28
Analyst: PNB

Extraction Method: EPA 1633
Extraction Date: 02/03/23 12:30

| Parameter | Result | Qualifier | Units | RL | MDL |
|---|---|---|---|---|---|
| Perfluorinated Alkyl Acids by EPA 1633 - Mansfield Lab for sample(s): 09 Batch: WG1740603-01 | | | | | |

| Surrogate | %Recovery | Qualifier | Acceptance Criteria |
|---|---|---|---|
| Perfluoro-n-[13C4]Butanoic Acid (13C4-PFBA) | 81 | | 20-150 |
| Perfluoro-n-[13C5]Pentanoic Acid (13C5-PFPeA) | 75 | | 20-150 |
| Perfluoro-1-[2,3,4-13C3]Butanesulfonic Acid (13C3-PFBS) | 82 | | 20-150 |
| Perfluoro-n-[1,2,3,4,6-13C5]Hexanoic Acid (13C5-PFHxA) | 76 | | 20-150 |
| Perfluoro-n-[1,2,3,4-13C4]Heptanoic Acid (13C4-PFHpA) | 51 | | 20-150 |
| Perfluoro-1-[1,2,3-13C3]Hexanesulfonic Acid (13C3-PFHxS) | 83 | | 20-150 |
| Perfluoro-n-[13C8]Octanoic Acid (13C8-PFOA) | 80 | | 20-150 |
| 1H,1H,2H,2H-Perfluoro-1-[1,2-13C2]Octanesulfonic Acid (13C2-6:2FTS) | 62 | | 20-150 |
| Perfluoro-n-[13C9]Nonanoic Acid (13C9-PFNA) | 87 | | 20-150 |
| Perfluoro-1-[13C8]Octanesulfonic Acid (13C8-PFOS) | 75 | | 20-150 |
| Perfluoro-n-[1,2,3,4,5,6-13C6]Decanoic Acid (13C6-PFDA) | 69 | | 20-150 |
| 1H,1H,2H,2H-Perfluoro-1-[1,2-13C2]Decanesulfonic Acid (13C2-8:2FTS) | 65 | | 20-150 |
| N-Methyl-d3-perfluoro-1-octanesulfonamidoacetic Acid (D3-NMeFOSAA) | 93 | | 20-150 |
| Perfluoro-n-[1,2,3,4,5,6,7-13C7]Undecanoic Acid (13C7-PFUnA) | 74 | | 20-150 |
| Perfluoro-1-[13C8]Octanesulfonamide (13C8-PFOSA) | 65 | | 20-150 |
| N-Ethyl-d5-perfluoro-1-octanesulfonamidoacetic Acid (D5-NEtFOSAA) | 60 | | 20-150 |
| Perfluoro-n-[1,2-13C2]Dodecanoic Acid (13C2-PFDoA) | 86 | | 20-150 |
| Perfluoro-n-[1,2-13C2]Tetradecanoic Acid (13C2-PFTeDA) | 74 | | 20-150 |

**Project Name:** NORTH MAIN STREET SITE
**Project Number:** 12814:3

**Lab Number:** L2305048
**Report Date:** 02/20/23

# Method Blank Analysis
## Batch Quality Control

Analytical Method: 144,1633
Analytical Date: 02/15/23 14:35
Analyst: LMV

Extraction Method: EPA 1633
Extraction Date: 02/12/23 04:52
Cleanup Method: EPA 1633
Cleanup Date: 02/13/23

| Parameter | Result | Qualifier | Units | RL | MDL |
|---|---|---|---|---|---|
| Perfluorinated Alkyl Acids by EPA 1633 - Mansfield Lab for sample(s): 02,04,07-08 Batch: WG1743541-1 | | | | | |
| Perfluorobutanoic Acid (PFBA) | ND | | ng/g | 0.800 | 0.050 |
| Perfluoropentanoic Acid (PFPeA) | ND | | ng/g | 0.400 | 0.056 |
| Perfluorobutanesulfonic Acid (PFBS) | ND | | ng/g | 0.200 | 0.043 |
| Perfluorohexanoic Acid (PFHxA) | ND | | ng/g | 0.200 | 0.046 |
| Perfluoroheptanoic Acid (PFHpA) | ND | | ng/g | 0.200 | 0.023 |
| Perfluorohexanesulfonic Acid (PFHxS) | ND | | ng/g | 0.200 | 0.059 |
| Perfluorooctanoic Acid (PFOA) | ND | | ng/g | 0.200 | 0.052 |
| 1H,1H,2H,2H-Perfluorooctanesulfonic Acid (6:2FTS) | ND | | ng/g | 0.800 | 0.280 |
| Perfluoroheptanesulfonic Acid (PFHpS) | ND | | ng/g | 0.200 | 0.037 |
| Perfluorononanoic Acid (PFNA) | ND | | ng/g | 0.200 | 0.078 |
| Perfluorooctanesulfonic Acid (PFOS) | ND | | ng/g | 0.200 | 0.079 |
| Perfluorodecanoic Acid (PFDA) | ND | | ng/g | 0.200 | 0.075 |
| 1H,1H,2H,2H-Perfluorodecanesulfonic Acid (8:2FTS) | ND | | ng/g | 0.800 | 0.387 |
| N-Methyl Perfluorooctanesulfonamidoacetic Acid (NMeFOSAA) | ND | | ng/g | 0.200 | 0.100 |
| Perfluoroundecanoic Acid (PFUnA) | ND | | ng/g | 0.200 | 0.051 |
| Perfluorodecanesulfonic Acid (PFDS) | ND | | ng/g | 0.200 | 0.032 |
| Perfluorooctanesulfonamide (PFOSA) | ND | | ng/g | 0.200 | 0.043 |
| N-Ethyl Perfluorooctanesulfonamidoacetic Acid (NEtFOSAA) | ND | | ng/g | 0.200 | 0.082 |
| Perfluorododecanoic Acid (PFDoA) | ND | | ng/g | 0.200 | 0.041 |
| Perfluorotridecanoic Acid (PFTrDA) | ND | | ng/g | 0.200 | 0.053 |
| Perfluorotetradecanoic Acid (PFTeDA) | ND | | ng/g | 0.200 | 0.106 |
| PFOA/PFOS, Total | ND | | ng/g | 0.200 | 0.052 |

**Project Name:** NORTH MAIN STREET SITE
**Project Number:** 12814:3

**Lab Number:** L2305048
**Report Date:** 02/20/23

# Method Blank Analysis
## Batch Quality Control

Analytical Method: 144,1633
Analytical Date: 02/15/23 14:35
Analyst: LMV

Extraction Method: EPA 1633
Extraction Date: 02/12/23 04:52
Cleanup Method: EPA 1633
Cleanup Date: 02/13/23

| Parameter | Result | Qualifier | Units | RL | MDL |
|---|---|---|---|---|---|
| Perfluorinated Alkyl Acids by EPA 1633 - Mansfield Lab for sample(s): 02,04,07-08 Batch: WG1743541-1 | | | | | |

| Surrogate | %Recovery | Qualifier | Acceptance Criteria |
|---|---|---|---|
| Perfluoro-n-[13C4]Butanoic Acid (13C4-PFBA) | 83 | | 20-150 |
| Perfluoro-n-[13C5]Pentanoic Acid (13C5-PFPeA) | 81 | | 20-150 |
| Perfluoro-1-[2,3,4-13C3]Butanesulfonic Acid (13C3-PFBS) | 86 | | 20-150 |
| Perfluoro-n-[1,2,3,4,6-13C5]Hexanoic Acid (13C5-PFHxA) | 81 | | 20-150 |
| Perfluoro-n-[1,2,3,4-13C4]Heptanoic Acid (13C4-PFHpA) | 74 | | 20-150 |
| Perfluoro-1-[1,2,3-13C3]Hexanesulfonic Acid (13C3-PFHxS) | 83 | | 20-150 |
| Perfluoro-n-[13C8]Octanoic Acid (13C8-PFOA) | 77 | | 20-150 |
| 1H,1H,2H,2H-Perfluoro-1-[1,2-13C2]Octanesulfonic Acid (13C2-6:2FTS) | 78 | | 20-150 |
| Perfluoro-n-[13C9]Nonanoic Acid (13C9-PFNA) | 90 | | 20-150 |
| Perfluoro-1-[13C8]Octanesulfonic Acid (13C8-PFOS) | 85 | | 20-150 |
| Perfluoro-n-[1,2,3,4,5,6-13C6]Decanoic Acid (13C6-PFDA) | 92 | | 20-150 |
| 1H,1H,2H,2H-Perfluoro-1-[1,2-13C2]Decanesulfonic Acid (13C2-8:2FTS) | 66 | | 20-150 |
| N-Methyl-d3-perfluoro-1-octanesulfonamidoacetic Acid (D3-NMeFOSAA) | 64 | | 20-150 |
| Perfluoro-n-[1,2,3,4,5,6,7-13C7]Undecanoic Acid (13C7-PFUnA) | 88 | | 20-150 |
| Perfluoro-1-[13C8]Octanesulfonamide (13C8-PFOSA) | 65 | | 20-150 |
| N-Ethyl-d5-perfluoro-1-octanesulfonamidoacetic Acid (D5-NEtFOSAA) | 74 | | 20-150 |
| Perfluoro-n-[1,2-13C2]Dodecanoic Acid (13C2-PFDoA) | 77 | | 20-150 |
| Perfluoro-n-[1,2-13C2]Tetradecanoic Acid (13C2-PFTeDA) | 64 | | 20-150 |

# Lab Control Sample Analysis
## Batch Quality Control

**Project Name:** NORTH MAIN STREET SITE
**Project Number:** 12814:3
**Lab Number:** L2305048
**Report Date:** 02/20/23

Semivolatile Organics by GC/MS - Westborough Lab Associated sample(s): 01-08 Batch: WG1739354-2 WG1739354-3

| Parameter | LCS %Recovery | Qual | LCSD %Recovery | Qual | %Recovery Limits | RPD | Qual | RPD Limits |
|---|---|---|---|---|---|---|---|---|
| Acenaphthene | 66 | | 62 | | 31-137 | 6 | | 50 |
| 1,2,4-Trichlorobenzene | 71 | | 63 | | 38-107 | 12 | | 50 |
| Hexachlorobenzene | 67 | | 62 | | 40-140 | 8 | | 50 |
| Bis(2-chloroethyl)ether | 61 | | 54 | | 40-140 | 12 | | 50 |
| 2-Chloronaphthalene | 69 | | 60 | | 40-140 | 14 | | 50 |
| 1,2-Dichlorobenzene | 68 | | 61 | | 40-140 | 11 | | 50 |
| 1,3-Dichlorobenzene | 69 | | 61 | | 40-140 | 12 | | 50 |
| 1,4-Dichlorobenzene | 67 | | 59 | | 28-104 | 13 | | 50 |
| 3,3'-Dichlorobenzidine | 46 | | 49 | | 40-140 | 6 | | 50 |
| 2,4-Dinitrotoluene | 69 | | 62 | | 40-132 | 11 | | 50 |
| 2,6-Dinitrotoluene | 68 | | 60 | | 40-140 | 13 | | 50 |
| Fluoranthene | 67 | | 61 | | 40-140 | 9 | | 50 |
| 4-Chlorophenyl phenyl ether | 64 | | 61 | | 40-140 | 5 | | 50 |
| 4-Bromophenyl phenyl ether | 66 | | 62 | | 40-140 | 6 | | 50 |
| Bis(2-chloroisopropyl)ether | 43 | | **38** | Q | 40-140 | 12 | | 50 |
| Bis(2-chloroethoxy)methane | 60 | | 53 | | 40-117 | 12 | | 50 |
| Hexachlorobutadiene | 64 | | 58 | | 40-140 | 10 | | 50 |
| Hexachlorocyclopentadiene | 65 | | 58 | | 40-140 | 11 | | 50 |
| Hexachloroethane | 56 | | 51 | | 40-140 | 9 | | 50 |
| Isophorone | 58 | | 52 | | 40-140 | 11 | | 50 |
| Naphthalene | 68 | | 61 | | 40-140 | 11 | | 50 |
| Nitrobenzene | 58 | | 53 | | 40-140 | 9 | | 50 |
| NDPA/DPA | 68 | | 63 | | 36-157 | 8 | | 50 |

# Lab Control Sample Analysis
## Batch Quality Control

**Project Name:** NORTH MAIN STREET SITE
**Project Number:** 12814:3
**Lab Number:** L2305048
**Report Date:** 02/20/23

| Parameter | LCS %Recovery | Qual | LCSD %Recovery | Qual | %Recovery Limits | RPD | Qual | RPD Limits |
|---|---|---|---|---|---|---|---|---|
| Semivolatile Organics by GC/MS - Westborough Lab Associated sample(s): 01-08 Batch: WG1739354-2 WG1739354-3 | | | | | | | | |
| n-Nitrosodi-n-propylamine | 58 | | 51 | | 32-121 | 13 | | 50 |
| Bis(2-ethylhexyl)phthalate | 66 | | 60 | | 40-140 | 10 | | 50 |
| Butyl benzyl phthalate | 67 | | 61 | | 40-140 | 9 | | 50 |
| Di-n-butylphthalate | 64 | | 58 | | 40-140 | 10 | | 50 |
| Di-n-octylphthalate | 68 | | 62 | | 40-140 | 9 | | 50 |
| Diethyl phthalate | 63 | | 59 | | 40-140 | 7 | | 50 |
| Dimethyl phthalate | 66 | | 58 | | 40-140 | 13 | | 50 |
| Benzo(a)anthracene | 65 | | 59 | | 40-140 | 10 | | 50 |
| Benzo(a)pyrene | 74 | | 68 | | 40-140 | 8 | | 50 |
| Benzo(b)fluoranthene | 70 | | 64 | | 40-140 | 9 | | 50 |
| Benzo(k)fluoranthene | 73 | | 65 | | 40-140 | 12 | | 50 |
| Chrysene | 64 | | 60 | | 40-140 | 6 | | 50 |
| Acenaphthylene | 69 | | 60 | | 40-140 | 14 | | 50 |
| Anthracene | 67 | | 63 | | 40-140 | 6 | | 50 |
| Benzo(ghi)perylene | 67 | | 62 | | 40-140 | 8 | | 50 |
| Fluorene | 67 | | 62 | | 40-140 | 8 | | 50 |
| Phenanthrene | 66 | | 62 | | 40-140 | 6 | | 50 |
| Dibenzo(a,h)anthracene | 66 | | 61 | | 40-140 | 8 | | 50 |
| Indeno(1,2,3-cd)pyrene | 75 | | 70 | | 40-140 | 7 | | 50 |
| Pyrene | 66 | | 61 | | 35-142 | 8 | | 50 |
| Biphenyl | 71 | | 64 | | 37-127 | 10 | | 50 |
| 4-Chloroaniline | 58 | | 56 | | 40-140 | 4 | | 50 |
| 2-Nitroaniline | 73 | | 64 | | 47-134 | 13 | | 50 |

# Lab Control Sample Analysis
## Batch Quality Control

**Project Name:** NORTH MAIN STREET SITE
**Project Number:** 12814:3
**Lab Number:** L2305048
**Report Date:** 02/20/23

| Parameter | LCS %Recovery | Qual | LCSD %Recovery | Qual | %Recovery Limits | RPD | Qual | RPD Limits |
|---|---|---|---|---|---|---|---|---|
| Semivolatile Organics by GC/MS - Westborough Lab Associated sample(s): 01-08 Batch: WG1739354-2 WG1739354-3 | | | | | | | | |
| 3-Nitroaniline | 52 | | 52 | | 26-129 | 0 | | 50 |
| 4-Nitroaniline | 69 | | 66 | | 41-125 | 4 | | 50 |
| Dibenzofuran | 67 | | 63 | | 40-140 | 6 | | 50 |
| 2-Methylnaphthalene | 69 | | 61 | | 40-140 | 12 | | 50 |
| 1,2,4,5-Tetrachlorobenzene | 71 | | 63 | | 40-117 | 12 | | 50 |
| Acetophenone | 73 | | 63 | | 14-144 | 15 | | 50 |
| 2,4,6-Trichlorophenol | 70 | | 62 | | 30-130 | 12 | | 50 |
| p-Chloro-m-cresol | 62 | | 56 | | 26-103 | 10 | | 50 |
| 2-Chlorophenol | 71 | | 64 | | 25-102 | 10 | | 50 |
| 2,4-Dichlorophenol | 71 | | 65 | | 30-130 | 9 | | 50 |
| 2,4-Dimethylphenol | 66 | | 60 | | 30-130 | 10 | | 50 |
| 2-Nitrophenol | 71 | | 63 | | 30-130 | 12 | | 50 |
| 4-Nitrophenol | 57 | | 51 | | 11-114 | 11 | | 50 |
| 2,4-Dinitrophenol | 39 | | 32 | | 4-130 | 20 | | 50 |
| 4,6-Dinitro-o-cresol | 62 | | 61 | | 10-130 | 2 | | 50 |
| Pentachlorophenol | 45 | | 42 | | 17-109 | 7 | | 50 |
| Phenol | 67 | | 61 | | 26-90 | 9 | | 50 |
| 2-Methylphenol | 71 | | 64 | | 30-130. | 10 | | 50 |
| 3-Methylphenol/4-Methylphenol | 77 | | 69 | | 30-130 | 11 | | 50 |
| 2,4,5-Trichlorophenol | 71 | | 63 | | 30-130 | 12 | | 50 |
| Benzoic Acid | **0** | Q | **0** | Q | 10-110 | NC | | 50 |
| Benzyl Alcohol | 66 | | 59 | | 40-140 | 11 | | 50 |
| Carbazole | 70 | | 63 | | 54-128 | 11 | | 50 |

# Lab Control Sample Analysis
## Batch Quality Control

**Project Name:** NORTH MAIN STREET SITE
**Project Number:** 12814:3
**Lab Number:** L2305048
**Report Date:** 02/20/23

| Parameter | LCS %Recovery | Qual | LCSD %Recovery | Qual | %Recovery Limits | RPD | Qual | RPD Limits |
|---|---|---|---|---|---|---|---|---|
| Semivolatile Organics by GC/MS - Westborough Lab Associated sample(s): 01-08 Batch: WG1739354-2 WG1739354-3 | | | | | | | | |
| 1,4-Dioxane | 49 | | 44 | | 40-140 | 11 | | 50 |

| Surrogate | LCS %Recovery | Qual | LCSD %Recovery | Qual | Acceptance Criteria |
|---|---|---|---|---|---|
| 2-Fluorophenol | 72 | | 64 | | 25-120 |
| Phenol-d6 | 71 | | 64 | | 10-120 |
| Nitrobenzene-d5 | 63 | | 56 | | 23-120 |
| 2-Fluorobiphenyl | 70 | | 62 | | 30-120 |
| 2,4,6-Tribromophenol | 67 | | 67 | | 10-136 |
| 4-Terphenyl-d14 | 66 | | 61 | | 18-120 |

# Lab Control Sample Analysis
## Batch Quality Control

**Project Name:** NORTH MAIN STREET SITE
**Project Number:** 12814:3
**Lab Number:** L2305048
**Report Date:** 02/20/23

| Parameter | LCS %Recovery | Qual | LCSD %Recovery | Qual | %Recovery Limits | RPD | Qual | RPD Limits |
|---|---|---|---|---|---|---|---|---|
| Semivolatile Organics by GC/MS - Westborough Lab Associated sample(s): 09 Batch: WG1739391-2 WG1739391-3 | | | | | | | | |
| Acenaphthene | 66 | | 58 | | 37-111 | 13 | | 30 |
| 1,2,4-Trichlorobenzene | 59 | | 53 | | 39-98 | 11 | | 30 |
| Hexachlorobenzene | 66 | | 58 | | 40-140 | 13 | | 30 |
| Bis(2-chloroethyl)ether | 64 | | 58 | | 40-140 | 10 | | 30 |
| 2-Chloronaphthalene | 60 | | 53 | | 40-140 | 12 | | 30 |
| 1,2-Dichlorobenzene | 62 | | 55 | | 40-140 | 12 | | 30 |
| 1,3-Dichlorobenzene | 63 | | 56 | | 40-140 | 12 | | 30 |
| 1,4-Dichlorobenzene | 62 | | 54 | | 36-97 | 14 | | 30 |
| 3,3'-Dichlorobenzidine | 54 | | **37** | Q | 40-140 | **37** | Q | 30 |
| 2,4-Dinitrotoluene | 90 | | 82 | | 48-143 | 9 | | 30 |
| 2,6-Dinitrotoluene | 82 | | 70 | | 40-140 | 16 | | 30 |
| Fluoranthene | 61 | | 56 | | 40-140 | 9 | | 30 |
| 4-Chlorophenyl phenyl ether | 63 | | 56 | | 40-140 | 12 | | 30 |
| 4-Bromophenyl phenyl ether | 65 | | 60 | | 40-140 | 8 | | 30 |
| Bis(2-chloroisopropyl)ether | 70 | | 65 | | 40-140 | 7 | | 30 |
| Bis(2-chloroethoxy)methane | 66 | | 63 | | 40-140 | 5 | | 30 |
| Hexachlorobutadiene | 54 | | 48 | | 40-140 | 12 | | 30 |
| Hexachlorocyclopentadiene | 54 | | 44 | | 40-140 | 20 | | 30 |
| Hexachloroethane | 65 | | 56 | | 40-140 | 15 | | 30 |
| Isophorone | 63 | | 58 | | 40-140 | 8 | | 30 |
| Naphthalene | 62 | | 56 | | 40-140 | 10 | | 30 |
| Nitrobenzene | 70 | | 65 | | 40-140 | 7 | | 30 |
| NDPA/DPA | 67 | | 58 | | 40-140 | 14 | | 30 |

# Lab Control Sample Analysis
## Batch Quality Control

**Project Name:** NORTH MAIN STREET SITE
**Project Number:** 12814:3
**Lab Number:** L2305048
**Report Date:** 02/20/23

| Parameter | LCS %Recovery | Qual | LCSD %Recovery | Qual | %Recovery Limits | RPD | Qual | RPD Limits |
|---|---|---|---|---|---|---|---|---|
| Semivolatile Organics by GC/MS - Westborough Lab Associated sample(s): 09 Batch: WG1739391-2 WG1739391-3 | | | | | | | | |
| n-Nitrosodi-n-propylamine | 64 | | 58 | | 29-132 | 10 | | 30 |
| Bis(2-ethylhexyl)phthalate | 106 | | 96 | | 40-140 | 10 | | 30 |
| Butyl benzyl phthalate | 81 | | 70 | | 40-140 | 15 | | 30 |
| Di-n-butylphthalate | 75 | | 72 | | 40-140 | 4 | | 30 |
| Di-n-octylphthalate | 94 | | 85 | | 40-140 | 10 | | 30 |
| Diethyl phthalate | 72 | | 67 | | 40-140 | 7 | | 30 |
| Dimethyl phthalate | 64 | | 60 | | 40-140 | 6 | | 30 |
| Benzo(a)anthracene | 72 | | 63 | | 40-140 | 13 | | 30 |
| Benzo(a)pyrene | 62 | | 56 | | 40-140 | 10 | | 30 |
| Benzo(b)fluoranthene | 72 | | 59 | | 40-140 | 20 | | 30 |
| Benzo(k)fluoranthene | 57 | | 56 | | 40-140 | 2 | | 30 |
| Chrysene | 68 | | 64 | | 40-140 | 6 | | 30 |
| Acenaphthylene | 64 | | 59 | | 45-123 | 8 | | 30 |
| Anthracene | 65 | | 58 | | 40-140 | 11 | | 30 |
| Benzo(ghi)perylene | 58 | | 55 | | 40-140 | 5 | | 30 |
| Fluorene | 68 | | 59 | | 40-140 | 14 | | 30 |
| Phenanthrene | 64 | | 61 | | 40-140 | 5 | | 30 |
| Dibenzo(a,h)anthracene | 61 | | 56 | | 40-140 | 9 | | 30 |
| Indeno(1,2,3-cd)pyrene | 59 | | 58 | | 40-140 | 2 | | 30 |
| Pyrene | 62 | | 55 | | 26-127 | 12 | | 30 |
| Biphenyl | 60 | | 54 | | 40-140 | 11 | | 30 |
| 4-Chloroaniline | 44 | | **21** | Q | 40-140 | **71** | Q | 30 |
| 2-Nitroaniline | 80 | | 74 | | 52-143 | 8 | | 30 |

# Lab Control Sample Analysis
## Batch Quality Control

**Project Name:** NORTH MAIN STREET SITE
**Project Number:** 12814:3
**Lab Number:** L2305048
**Report Date:** 02/20/23

| Parameter | LCS %Recovery | Qual | LCSD %Recovery | Qual | %Recovery Limits | RPD | Qual | RPD Limits |
|---|---|---|---|---|---|---|---|---|
| Semivolatile Organics by GC/MS - Westborough Lab Associated sample(s): 09 Batch: WG1739391-2 WG1739391-3 | | | | | | | | |
| 3-Nitroaniline | 72 | | 61 | | 25-145 | 17 | | 30 |
| 4-Nitroaniline | 80 | | 66 | | 51-143 | 19 | | 30 |
| Dibenzofuran | 66 | | 60 | | 40-140 | 10 | | 30 |
| 2-Methylnaphthalene | 63 | | 54 | | 40-140 | 15 | | 30 |
| 1,2,4,5-Tetrachlorobenzene | 57 | | 51 | | 2-134 | 11 | | 30 |
| Acetophenone | 66 | | 59 | | 39-129 | 11 | | 30 |
| 2,4,6-Trichlorophenol | 60 | | 53 | | 30-130 | 12 | | 30 |
| p-Chloro-m-cresol | 62 | | 57 | | 23-97 | 8 | | 30 |
| 2-Chlorophenol | 67 | | 59 | | 27-123 | 13 | | 30 |
| 2,4-Dichlorophenol | 65 | | 57 | | 30-130 | 13 | | 30 |
| 2,4-Dimethylphenol | 37 | | **20** | Q | 30-130 | **60** | Q | 30 |
| 2-Nitrophenol | 86 | | 74 | | 30-130 | 15 | | 30 |
| 4-Nitrophenol | **81** | Q | 75 | | 10-80 | 8 | | 30 |
| 2,4-Dinitrophenol | 91 | | 95 | | 20-130 | 4 | | 30 |
| 4,6-Dinitro-o-cresol | 98 | | 96 | | 20-164 | 2 | | 30 |
| Pentachlorophenol | 65 | | 65 | | 9-103 | 0 | | 30 |
| Phenol | 53 | | 48 | | 12-110 | 10 | | 30 |
| 2-Methylphenol | 59 | | 50 | | 30-130 | 17 | | 30 |
| 3-Methylphenol/4-Methylphenol | 64 | | 55 | | 30-130 | 15 | | 30 |
| 2,4,5-Trichlorophenol | 64 | | 56 | | 30-130 | 13 | | 30 |
| Benzoic Acid | 51 | | 69 | | 10-164 | 30 | | 30 |
| Benzyl Alcohol | 64 | | 56 | | 26-116 | 13 | | 30 |
| Carbazole | 66 | | 60 | | 55-144 | 10 | | 30 |

# Lab Control Sample Analysis
## Batch Quality Control

**Project Name:** NORTH MAIN STREET SITE
**Project Number:** 12814:3
**Lab Number:** L2305048
**Report Date:** 02/20/23

| Parameter | LCS %Recovery | Qual | LCSD %Recovery | Qual | %Recovery Limits | RPD | Qual | RPD Limits |
|---|---|---|---|---|---|---|---|---|

Semivolatile Organics by GC/MS - Westborough Lab Associated sample(s): 09 Batch: WG1739391-2 WG1739391-3

| Surrogate | LCS %Recovery | Qual | LCSD %Recovery | Qual | Acceptance Criteria |
|---|---|---|---|---|---|
| 2-Fluorophenol | 61 | | 54 | | 21-120 |
| Phenol-d6 | 58 | | 51 | | 10-120 |
| Nitrobenzene-d5 | 76 | | 69 | | 23-120 |
| 2-Fluorobiphenyl | 60 | | 54 | | 15-120 |
| 2,4,6-Tribromophenol | 72 | | 62 | | 10-120 |
| 4-Terphenyl-d14 | 60 | | 55 | | 41-149 |

# Lab Control Sample Analysis
## Batch Quality Control

**Project Name:** NORTH MAIN STREET SITE
**Project Number:** 12814:3
**Lab Number:** L2305048
**Report Date:** 02/20/23

| Parameter | LCS %Recovery | Qual | LCSD %Recovery | Qual | %Recovery Limits | RPD | Qual | RPD Limits |
|---|---|---|---|---|---|---|---|---|
| Semivolatile Organics by GC/MS-SIM - Westborough Lab Associated sample(s): 09 Batch: WG1739392-2 WG1739392-3 | | | | | | | | |
| Acenaphthene | 77 | | 79 | | 40-140 | 3 | | 40 |
| 2-Chloronaphthalene | 75 | | 76 | | 40-140 | 1 | | 40 |
| Fluoranthene | 78 | | 84 | | 40-140 | 7 | | 40 |
| Hexachlorobutadiene | 74 | | 77 | | 40-140 | 4 | | 40 |
| Naphthalene | 71 | | 75 | | 40-140 | 5 | | 40 |
| Benzo(a)anthracene | 84 | | 89 | | 40-140 | 6 | | 40 |
| Benzo(a)pyrene | 83 | | 90 | | 40-140 | 8 | | 40 |
| Benzo(b)fluoranthene | 79 | | 95 | | 40-140 | 18 | | 40 |
| Benzo(k)fluoranthene | 88 | | 86 | | 40-140 | 2 | | 40 |
| Chrysene | 83 | | 90 | | 40-140 | 8 | | 40 |
| Acenaphthylene | 80 | | 80 | | 40-140 | 0 | | 40 |
| Anthracene | 81 | | 87 | | 40-140 | 7 | | 40 |
| Benzo(ghi)perylene | 88 | | 92 | | 40-140 | 4 | | 40 |
| Fluorene | 80 | | 84 | | 40-140 | 5 | | 40 |
| Phenanthrene | 78 | | 85 | | 40-140 | 9 | | 40 |
| Dibenzo(a,h)anthracene | 89 | | 96 | | 40-140 | 8 | | 40 |
| Indeno(1,2,3-cd)pyrene | 96 | | 99 | | 40-140 | 3 | | 40 |
| Pyrene | 78 | | 83 | | 40-140 | 6 | | 40 |
| 2-Methylnaphthalene | 73 | | 76 | | 40-140 | 4 | | 40 |
| Pentachlorophenol | 140 | | 132 | | 40-140 | 6 | | 40 |
| Hexachlorobenzene | 92 | | 127 | | 40-140 | 32 | | 40 |
| Hexachloroethane | 79 | | 82 | | 40-140 | 4 | | 40 |

# Lab Control Sample Analysis
## Batch Quality Control

**Project Name:** NORTH MAIN STREET SITE
**Project Number:** 12814:3
**Lab Number:** L2305048
**Report Date:** 02/20/23

| Parameter | LCS %Recovery | Qual | LCSD %Recovery | Qual | %Recovery Limits | RPD | Qual | RPD Limits |
|---|---|---|---|---|---|---|---|---|

Semivolatile Organics by GC/MS-SIM - Westborough Lab Associated sample(s): 09 Batch: WG1739392-2 WG1739392-3

| Surrogate | LCS %Recovery | Qual | LCSD %Recovery | Qual | Acceptance Criteria |
|---|---|---|---|---|---|
| 2-Fluorophenol | 68 | | 71 | | 21-120 |
| Phenol-d6 | 62 | | 64 | | 10-120 |
| Nitrobenzene-d5 | 120 | | **121** | Q | 23-120 |
| 2-Fluorobiphenyl | 77 | | 77 | | 15-120 |
| 2,4,6-Tribromophenol | **127** | Q | **125** | Q | 10-120 |
| 4-Terphenyl-d14 | 81 | | 83 | | 41-149 |

# Lab Control Sample Analysis

## Batch Quality Control

**Project Name:** NORTH MAIN STREET SITE

**Project Number:** 12814:3

**Lab Number:** L2305048

**Report Date:** 02/20/23

| Parameter | LCS %Recovery | Qual | LCSD %Recovery | Qual | %Recovery Limits | RPD | Qual | RPD Limits |
|---|---|---|---|---|---|---|---|---|
| 1,4 Dioxane by 8270E-SIM - Mansfield Lab Associated sample(s): 09 Batch: WG1739788-2 WG1739788-3 | | | | | | | | |
| 1,4-Dioxane | 117 | | 118 | | 40-140 | 1 | | 30 |

| Surrogate | LCS %Recovery | Qual | LCSD %Recovery | Qual | Acceptance Criteria |
|---|---|---|---|---|---|
| 1,4-Dioxane-d8 | 44 | | 46 | | 15-110 |

# Lab Control Sample Analysis
## Batch Quality Control

**Project Name:** NORTH MAIN STREET SITE
**Project Number:** 12814:3
**Lab Number:** L2305048
**Report Date:** 02/20/23

| Parameter | Low Level LCS %Recovery | Qual | Low Level LCSD %Recovery | Qual | %Recovery Limits | RPD | Qual | RPD Limits |
|---|---|---|---|---|---|---|---|---|
| Perfluorinated Alkyl Acids by EPA 1633 - Mansfield Lab Associated sample(s): 09 Batch: WG1740603-02 LOW LEVEL | | | | | | | | |
| Perfluorobutanoic Acid (PFBA) | 121 | | - | | 40-150 | - | | 30 |
| Perfluoropentanoic Acid (PFPeA) | 109 | | - | | 40-150 | - | | 30 |
| Perfluorobutanesulfonic Acid (PFBS) | 110 | | - | | 40-150 | - | | 30 |
| Perfluorohexanoic Acid (PFHxA) | 108 | | - | | 40-150 | - | | 30 |
| Perfluoroheptanoic Acid (PFHpA) | 150 | | - | | 40-150 | - | | 30 |
| Perfluorohexanesulfonic Acid (PFHxS) | 115 | | - | | 40-150 | - | | 30 |
| Perfluorooctanoic Acid (PFOA) | 108 | | - | | 40-150 | - | | 30 |
| 1H,1H,2H,2H-Perfluorooctanesulfonic Acid (6:2FTS) | 101 | | - | | 40-150 | - | | 30 |
| Perfluoroheptanesulfonic Acid (PFHpS) | 113 | | - | | 40-150 | - | | 30 |
| Perfluorononanoic Acid (PFNA) | 118 | | - | | 40-150 | - | | 30 |
| Perfluorooctanesulfonic Acid (PFOS) | 124 | | - | | 40-150 | - | | 30 |
| Perfluorodecanoic Acid (PFDA) | 132 | | - | | 40-150 | - | | 30 |
| 1H,1H,2H,2H-Perfluorodecanesulfonic Acid (8:2FTS) | 107 | | - | | 40-150 | - | | 30 |
| N-Methyl Perfluorooctanesulfonamidoacetic Acid (NMeFOSAA) | 102 | | - | | 40-150 | - | | 30 |
| Perfluoroundecanoic Acid (PFUnA) | 110 | | - | | 40-150 | - | | 30 |
| Perfluorodecanesulfonic Acid (PFDS) | 104 | | - | | 40-150 | - | | 30 |
| Perfluorooctanesulfonamide (PFOSA) | 108 | | - | | 40-150 | - | | 30 |
| N-Ethyl Perfluorooctanesulfonamidoacetic Acid (NEtFOSAA) | 100 | | - | | 40-150 | - | | 30 |
| Perfluorododecanoic Acid (PFDoA) | 102 | | - | | 40-150 | - | | 30 |
| Perfluorotridecanoic Acid (PFTrDA) | 105 | | - | | 40-150 | - | | 30 |
| Perfluorotetradecanoic Acid (PFTeDA) | 122 | | - | | 40-150 | - | | 30 |

# Lab Control Sample Analysis

## Batch Quality Control

**Project Name:** NORTH MAIN STREET SITE

**Project Number:** 12814:3

**Lab Number:** L2305048

**Report Date:** 02/20/23

| Parameter | Low Level LCS %Recovery | Qual | Low Level LCSD %Recovery | Qual | %Recovery Limits | RPD | Qual | RPD Limits |
|---|---|---|---|---|---|---|---|---|

Perfluorinated Alkyl Acids by EPA 1633 - Mansfield Lab Associated sample(s): 09 Batch: WG1740603-02 LOW LEVEL

| Surrogate | LCS %Recovery | Qual | LCSD %Recovery | Qual | Acceptance Criteria |
|---|---|---|---|---|---|
| Perfluoro-n-[13C4]Butanoic Acid (13C4-PFBA) | 94 | | | | 20-150 |
| Perfluoro-n-[13C5]Pentanoic Acid (13C5-PFPeA) | 91 | | | | 20-150 |
| Perfluoro-1-[2,3,4-13C3]Butanesulfonic Acid (13C3-PFBS) | 93 | | | | 20-150 |
| Perfluoro-n-[1,2,3,4,6-13C5]Hexanoic Acid (13C5-PFHxA) | 88 | | | | 20-150 |
| Perfluoro-n-[1,2,3,4-13C4]Heptanoic Acid (13C4-PFHpA) | 61 | | | | 20-150 |
| Perfluoro-1-[1,2,3-13C3]Hexanesulfonic Acid (13C3-PFHxS) | 94 | | | | 20-150 |
| Perfluoro-n-[13C8]Octanoic Acid (13C8-PFOA) | 91 | | | | 20-150 |
| 1H,1H,2H,2H-Perfluoro-1-[1,2-13C2]Octanesulfonic Acid (13C2-6:2FTS) | 73 | | | | 20-150 |
| Perfluoro-n-[13C9]Nonanoic Acid (13C9-PFNA) | 95 | | | | 20-150 |
| Perfluoro-1-[13C8]Octanesulfonic Acid (13C8-PFOS) | 95 | | | | 20-150 |
| Perfluoro-n-[1,2,3,4,5,6-13C6]Decanoic Acid (13C6-PFDA) | 83 | | | | 20-150 |
| 1H,1H,2H,2H-Perfluoro-1-[1,2-13C2]Decanesulfonic Acid (13C2-8:2FTS) | 74 | | | | 20-150 |
| N-Methyl-d3-perfluoro-1-octanesulfonamidoacetic Acid (D3-NMeFOSAA) | 97 | | | | 20-150 |
| Perfluoro-n-[1,2,3,4,5,6,7-13C7]Undecanoic Acid (13C7-PFUnA) | 98 | | | | 20-150 |
| Perfluoro-1-[13C8]Octanesulfonamide (13C8-PFOSA) | 74 | | | | 20-150 |
| N-Ethyl-d5-perfluoro-1-octanesulfonamidoacetic Acid (D5-NEtFOSAA) | 73 | | | | 20-150 |
| Perfluoro-n-[1,2-13C2]Dodecanoic Acid (13C2-PFDoA) | 96 | | | | 20-150 |
| Perfluoro-n-[1,2-13C2]Tetradecanoic Acid (13C2-PFTeDA) | 99 | | | | 20-150 |

# Lab Control Sample Analysis
## Batch Quality Control

**Project Name:** NORTH MAIN STREET SITE

**Project Number:** 12814:3

**Lab Number:** L2305048

**Report Date:** 02/20/23

| Parameter | LCS %Recovery | Qual | LCSD %Recovery | Qual | %Recovery Limits | RPD | Qual | RPD Limits |
|---|---|---|---|---|---|---|---|---|
| Perfluorinated Alkyl Acids by EPA 1633 - Mansfield Lab Associated sample(s): 09 Batch: WG1740603-03 | | | | | | | | |
| Perfluorobutanoic Acid (PFBA) | 109 | | - | | 40-150 | - | | 30 |
| Perfluoropentanoic Acid (PFPeA) | 110 | | - | | 40-150 | - | | 30 |
| Perfluorobutanesulfonic Acid (PFBS) | 104 | | - | | 40-150 | - | | 30 |
| Perfluorohexanoic Acid (PFHxA) | 107 | | - | | 40-150 | - | | 30 |
| Perfluoroheptanoic Acid (PFHpA) | 134 | | - | | 40-150 | - | | 30 |
| Perfluorohexanesulfonic Acid (PFHxS) | 105 | | - | | 40-150 | - | | 30 |
| Perfluorooctanoic Acid (PFOA) | 105 | | - | | 40-150 | - | | 30 |
| 1H,1H,2H,2H-Perfluorooctanesulfonic Acid (6:2FTS) | 110 | | - | | 40-150 | - | | 30 |
| Perfluoroheptanesulfonic Acid (PFHpS) | 111 | | - | | 40-150 | - | | 30 |
| Perfluorononanoic Acid (PFNA) | 118 | | - | | 40-150 | - | | 30 |
| Perfluorooctanesulfonic Acid (PFOS) | 102 | | - | | 40-150 | - | | 30 |
| Perfluorodecanoic Acid (PFDA) | 110 | | - | | 40-150 | - | | 30 |
| 1H,1H,2H,2H-Perfluorodecanesulfonic Acid (8:2FTS) | 108 | | - | | 40-150 | - | | 30 |
| N-Methyl Perfluorooctanesulfonamidoacetic Acid (NMeFOSAA) | 105 | | - | | 40-150 | - | | 30 |
| Perfluoroundecanoic Acid (PFUnA) | 119 | | - | | 40-150 | - | | 30 |
| Perfluorodecanesulfonic Acid (PFDS) | 108 | | - | | 40-150 | - | | 30 |
| Perfluorooctanesulfonamide (PFOSA) | 105 | | - | | 40-150 | - | | 30 |
| N-Ethyl Perfluorooctanesulfonamidoacetic Acid (NEtFOSAA) | 115 | | - | | 40-150 | - | | 30 |
| Perfluorododecanoic Acid (PFDoA) | 108 | | - | | 40-150 | - | | 30 |
| Perfluorotridecanoic Acid (PFTrDA) | 117 | | - | | 40-150 | - | | 30 |
| Perfluorotetradecanoic Acid (PFTeDA) | 114 | | - | | 40-150 | - | | 30 |

# Lab Control Sample Analysis
## Batch Quality Control

**Project Name:** NORTH MAIN STREET SITE
**Project Number:** 12814:3
**Lab Number:** L2305048
**Report Date:** 02/20/23

| Parameter | LCS %Recovery | Qual | LCSD %Recovery | Qual | %Recovery Limits | RPD | Qual | RPD Limits |
|---|---|---|---|---|---|---|---|---|

Perfluorinated Alkyl Acids by EPA 1633 - Mansfield Lab Associated sample(s): 09 Batch: WG1740603-03

| Surrogate | LCS %Recovery | Qual | LCSD %Recovery | Qual | Acceptance Criteria |
|---|---|---|---|---|---|
| Perfluoro-n-[13C4]Butanoic Acid (13C4-PFBA) | 94 | | | | 20-150 |
| Perfluoro-n-[13C5]Pentanoic Acid (13C5-PFPeA) | 91 | | | | 20-150 |
| Perfluoro-1-[2,3,4-13C3]Butanesulfonic Acid (13C3-PFBS) | 101 | | | | 20-150 |
| Perfluoro-n-[1,2,3,4,6-13C5]Hexanoic Acid (13C5-PFHxA) | 93 | | | | 20-150 |
| Perfluoro-n-[1,2,3,4-13C4]Heptanoic Acid (13C4-PFHpA) | 68 | | | | 20-150 |
| Perfluoro-1-[1,2,3-13C3]Hexanesulfonic Acid (13C3-PFHxS) | 98 | | | | 20-150 |
| Perfluoro-n-[13C8]Octanoic Acid (13C8-PFOA) | 100 | | | | 20-150 |
| 1H,1H,2H,2H-Perfluoro-1-[1,2-13C2]Octanesulfonic Acid (13C2-6:2FTS) | 74 | | | | 20-150 |
| Perfluoro-n-[13C9]Nonanoic Acid (13C9-PFNA) | 89 | | | | 20-150 |
| Perfluoro-1-[13C8]Octanesulfonic Acid (13C8-PFOS) | 96 | | | | 20-150 |
| Perfluoro-n-[1,2,3,4,5,6-13C6]Decanoic Acid (13C6-PFDA) | 94 | | | | 20-150 |
| 1H,1H,2H,2H-Perfluoro-1-[1,2-13C2]Decanesulfonic Acid (13C2-8:2FTS) | 75 | | | | 20-150 |
| N-Methyl-d3-perfluoro-1-octanesulfonamidoacetic Acid (D3-NMeFOSAA) | 109 | | | | 20-150 |
| Perfluoro-n-[1,2,3,4,5,6,7-13C7]Undecanoic Acid (13C7-PFUnA) | 103 | | | | 20-150 |
| Perfluoro-1-[13C8]Octanesulfonamide (13C8-PFOSA) | 78 | | | | 20-150 |
| N-Ethyl-d5-perfluoro-1-octanesulfonamidoacetic Acid (D5-NEtFOSAA) | 77 | | | | 20-150 |
| Perfluoro-n-[1,2-13C2]Dodecanoic Acid (13C2-PFDoA) | 110 | | | | 20-150 |
| Perfluoro-n-[1,2-13C2]Tetradecanoic Acid (13C2-PFTeDA) | 106 | | | | 20-150 |

# Lab Control Sample Analysis
## Batch Quality Control

**Project Name:** NORTH MAIN STREET SITE
**Project Number:** 12814:3
**Lab Number:** L2305048
**Report Date:** 02/20/23

Perfluorinated Alkyl Acids by EPA 1633 - Mansfield Lab Associated sample(s): 02,04,07-08 Batch: WG1743541-2 LOW LEVEL

| Parameter | Low Level LCS %Recovery | Qual | Low Level LCSD %Recovery | Qual | %Recovery Limits | RPD | Qual | RPD Limits |
|---|---|---|---|---|---|---|---|---|
| Perfluorobutanoic Acid (PFBA) | 118 | | - | | 40-150 | - | | 30 |
| Perfluoropentanoic Acid (PFPeA) | 101 | | - | | 40-150 | - | | 30 |
| Perfluorobutanesulfonic Acid (PFBS) | 101 | | - | | 40-150 | - | | 30 |
| Perfluorohexanoic Acid (PFHxA) | 105 | | - | | 40-150 | - | | 30 |
| Perfluoroheptanoic Acid (PFHpA) | 108 | | - | | 40-150 | - | | 30 |
| Perfluorohexanesulfonic Acid (PFHxS) | 112 | | - | | 40-150 | - | | 30 |
| Perfluorooctanoic Acid (PFOA) | 110 | | - | | 40-150 | - | | 30 |
| 1H,1H,2H,2H-Perfluorooctanesulfonic Acid (6:2FTS) | 108 | | - | | 40-150 | - | | 30 |
| Perfluoroheptanesulfonic Acid (PFHpS) | 110 | | - | | 40-150 | - | | 30 |
| Perfluorononanoic Acid (PFNA) | 98 | | - | | 40-150 | - | | 30 |
| Perfluorooctanesulfonic Acid (PFOS) | 124 | | - | | 40-150 | - | | 30 |
| Perfluorodecanoic Acid (PFDA) | 100 | | - | | 40-150 | - | | 30 |
| 1H,1H,2H,2H-Perfluorodecanesulfonic Acid (8:2FTS) | 112 | | - | | 40-150 | - | | 30 |
| N-Methyl Perfluorooctanesulfonamidoacetic Acid (NMeFOSAA) | 128 | | - | | 40-150 | - | | 30 |
| Perfluoroundecanoic Acid (PFUnA) | 102 | | - | | 40-150 | - | | 30 |
| Perfluorodecanesulfonic Acid (PFDS) | 109 | | - | | 40-150 | - | | 30 |
| Perfluorooctanesulfonamide (PFOSA) | 112 | | - | | 40-150 | - | | 30 |
| N-Ethyl Perfluorooctanesulfonamidoacetic Acid (NEtFOSAA) | 90 | | - | | 40-150 | - | | 30 |
| Perfluorododecanoic Acid (PFDoA) | 118 | | - | | 40-150 | - | | 30 |
| Perfluorotridecanoic Acid (PFTrDA) | 108 | | - | | 40-150 | - | | 30 |
| Perfluorotetradecanoic Acid (PFTeDA) | 125 | | - | | 40-150 | - | | 30 |

# Lab Control Sample Analysis

## Batch Quality Control

**Project Name:** NORTH MAIN STREET SITE

**Project Number:** 12814:3

**Lab Number:** L2305048

**Report Date:** 02/20/23

| Parameter | Low Level LCS %Recovery | Qual | Low Level LCSD %Recovery | Qual | %Recovery Limits | RPD | Qual | RPD Limits |
|---|---|---|---|---|---|---|---|---|

Perfluorinated Alkyl Acids by EPA 1633 - Mansfield Lab Associated sample(s): 02,04,07-08 Batch: WG1743541-2 LOW LEVEL

| Surrogate | LCS %Recovery | Qual | LCSD %Recovery | Qual | Acceptance Criteria |
|---|---|---|---|---|---|
| Perfluoro-n-[13C4]Butanoic Acid (13C4-PFBA) | 85 | | | | 20-150 |
| Perfluoro-n-[13C5]Pentanoic Acid (13C5-PFPeA) | 90 | | | | 20-150 |
| Perfluoro-1-[2,3,4-13C3]Butanesulfonic Acid (13C3-PFBS) | 87 | | | | 20-150 |
| Perfluoro-n-[1,2,3,4,6-13C5]Hexanoic Acid (13C5-PFHxA) | 89 | | | | 20-150 |
| Perfluoro-n-[1,2,3,4-13C4]Heptanoic Acid (13C4-PFHpA) | 79 | | | | 20-150 |
| Perfluoro-1-[1,2,3-13C3]Hexanesulfonic Acid (13C3-PFHxS) | 81 | | | | 20-150 |
| Perfluoro-n-[13C8]Octanoic Acid (13C8-PFOA) | 79 | | | | 20-150 |
| 1H,1H,2H,2H-Perfluoro-1-[1,2-13C2]Octanesulfonic Acid (13C2-6:2FTS) | 77 | | | | 20-150 |
| Perfluoro-n-[13C9]Nonanoic Acid (13C9-PFNA) | 98 | | | | 20-150 |
| Perfluoro-1-[13C8]Octanesulfonic Acid (13C8-PFOS) | 89 | | | | 20-150 |
| Perfluoro-n-[1,2,3,4,5,6-13C6]Decanoic Acid (13C6-PFDA) | 85 | | | | 20-150 |
| 1H,1H,2H,2H-Perfluoro-1-[1,2-13C2]Decanesulfonic Acid (13C2-8:2FTS) | 75 | | | | 20-150 |
| N-Methyl-d3-perfluoro-1-octanesulfonamidoacetic Acid (D3-NMeFOSAA) | 69 | | | | 20-150 |
| Perfluoro-n-[1,2,3,4,5,6,7-13C7]Undecanoic Acid (13C7-PFUnA) | 95 | | | | 20-150 |
| Perfluoro-1-[13C8]Octanesulfonamide (13C8-PFOSA) | 68 | | | | 20-150 |
| N-Ethyl-d5-perfluoro-1-octanesulfonamidoacetic Acid (D5-NEtFOSAA) | 85 | | | | 20-150 |
| Perfluoro-n-[1,2-13C2]Dodecanoic Acid (13C2-PFDoA) | 79 | | | | 20-150 |
| Perfluoro-n-[1,2-13C2]Tetradecanoic Acid (13C2-PFTeDA) | 55 | | | | 20-150 |

# Lab Control Sample Analysis
## Batch Quality Control

**Project Name:** NORTH MAIN STREET SITE
**Project Number:** 12814:3
**Lab Number:** L2305048
**Report Date:** 02/20/23

| Parameter | LCS %Recovery | Qual | LCSD %Recovery | Qual | %Recovery Limits | RPD | Qual | RPD Limits |
|---|---|---|---|---|---|---|---|---|
| Perfluorinated Alkyl Acids by EPA 1633 - Mansfield Lab Associated sample(s): 02,04,07-08 Batch: WG1743541-3 | | | | | | | | |
| Perfluorobutanoic Acid (PFBA) | 112 | | - | | 40-150 | - | | 30 |
| Perfluoropentanoic Acid (PFPeA) | 109 | | - | | 40-150 | - | | 30 |
| Perfluorobutanesulfonic Acid (PFBS) | 114 | | - | | 40-150 | - | | 30 |
| Perfluorohexanoic Acid (PFHxA) | 113 | | - | | 40-150 | - | | 30 |
| Perfluoroheptanoic Acid (PFHpA) | 110 | | - | | 40-150 | - | | 30 |
| Perfluorohexanesulfonic Acid (PFHxS) | 109 | | - | | 40-150 | - | | 30 |
| Perfluorooctanoic Acid (PFOA) | 122 | | - | | 40-150 | - | | 30 |
| 1H,1H,2H,2H-Perfluorooctanesulfonic Acid (6:2FTS) | 114 | | - | | 40-150 | - | | 30 |
| Perfluoroheptanesulfonic Acid (PFHpS) | 116 | | - | | 40-150 | - | | 30 |
| Perfluorononanoic Acid (PFNA) | 128 | | - | | 40-150 | - | | 30 |
| Perfluorooctanesulfonic Acid (PFOS) | 114 | | - | | 40-150 | - | | 30 |
| Perfluorodecanoic Acid (PFDA) | 124 | | - | | 40-150 | - | | 30 |
| 1H,1H,2H,2H-Perfluorodecanesulfonic Acid (8:2FTS) | 125 | | - | | 40-150 | - | | 30 |
| N-Methyl Perfluorooctanesulfonamidoacetic Acid (NMeFOSAA) | 127 | | - | | 40-150 | - | | 30 |
| Perfluoroundecanoic Acid (PFUnA) | 112 | | - | | 40-150 | - | | 30 |
| Perfluorodecanesulfonic Acid (PFDS) | 115 | | - | | 40-150 | - | | 30 |
| Perfluorooctanesulfonamide (PFOSA) | 114 | | - | | 40-150 | - | | 30 |
| N-Ethyl Perfluorooctanesulfonamidoacetic Acid (NEtFOSAA) | 113 | | - | | 40-150 | - | | 30 |
| Perfluorododecanoic Acid (PFDoA) | 111 | | - | | 40-150 | - | | 30 |
| Perfluorotridecanoic Acid (PFTrDA) | 92 | | - | | 40-150 | - | | 30 |
| Perfluorotetradecanoic Acid (PFTeDA) | 120 | | - | | 40-150 | - | | 30 |

# Lab Control Sample Analysis

## Batch Quality Control

**Project Name:** NORTH MAIN STREET SITE

**Project Number:** 12814:3

**Lab Number:** L2305048

**Report Date:** 02/20/23

| Parameter | LCS %Recovery | Qual | LCSD %Recovery | Qual | %Recovery Limits | RPD | Qual | RPD Limits |
|---|---|---|---|---|---|---|---|---|
| Perfluorinated Alkyl Acids by EPA 1633 - Mansfield Lab Associated sample(s): 02,04,07-08 Batch: WG1743541-3 | | | | | | | | |

| Surrogate | LCS %Recovery | Qual | LCSD %Recovery | Qual | Acceptance Criteria |
|---|---|---|---|---|---|
| Perfluoro-n-[13C4]Butanoic Acid (13C4-PFBA) | 85 | | | | 20-150 |
| Perfluoro-n-[13C5]Pentanoic Acid (13C5-PFPeA) | 89 | | | | 20-150 |
| Perfluoro-1-[2,3,4-13C3]Butanesulfonic Acid (13C3-PFBS) | 86 | | | | 20-150 |
| Perfluoro-n-[1,2,3,4,6-13C5]Hexanoic Acid (13C5-PFHxA) | 85 | | | | 20-150 |
| Perfluoro-n-[1,2,3,4-13C4]Heptanoic Acid (13C4-PFHpA) | 86 | | | | 20-150 |
| Perfluoro-1-[1,2,3-13C3]Hexanesulfonic Acid (13C3-PFHxS) | 86 | | | | 20-150 |
| Perfluoro-n-[13C8]Octanoic Acid (13C8-PFOA) | 80 | | | | 20-150 |
| 1H,1H,2H,2H-Perfluoro-1-[1,2-13C2]Octanesulfonic Acid (13C2-6:2FTS) | 82 | | | | 20-150 |
| Perfluoro-n-[13C9]Nonanoic Acid (13C9-PFNA) | 82 | | | | 20-150 |
| Perfluoro-1-[13C8]Octanesulfonic Acid (13C8-PFOS) | 81 | | | | 20-150 |
| Perfluoro-n-[1,2,3,4,5,6-13C6]Decanoic Acid (13C6-PFDA) | 86 | | | | 20-150 |
| 1H,1H,2H,2H-Perfluoro-1-[1,2-13C2]Decanesulfonic Acid (13C2-8:2FTS) | 73 | | | | 20-150 |
| N-Methyl-d3-perfluoro-1-octanesulfonamidoacetic Acid (D3-NMeFOSAA) | 66 | | | | 20-150 |
| Perfluoro-n-[1,2,3,4,5,6,7-13C7]Undecanoic Acid (13C7-PFUnA) | 96 | | | | 20-150 |
| Perfluoro-1-[13C8]Octanesulfonamide (13C8-PFOSA) | 64 | | | | 20-150 |
| N-Ethyl-d5-perfluoro-1-octanesulfonamidoacetic Acid (D5-NEtFOSAA) | 77 | | | | 20-150 |
| Perfluoro-n-[1,2-13C2]Dodecanoic Acid (13C2-PFDoA) | 95 | | | | 20-150 |
| Perfluoro-n-[1,2-13C2]Tetradecanoic Acid (13C2-PFTeDA) | 72 | | | | 20-150 |

# PCBS

**Project Name:** NORTH MAIN STREET SITE
**Project Number:** 12814:3
**Lab Number:** L2305048
**Report Date:** 02/20/23

## SAMPLE RESULTS

Lab ID: L2305048-01
Client ID: SB-202 (0.5-1.5)
Sample Location: 128-156 NORTH MAIN ST. PORT CHESTER NY

Date Collected: 01/30/23 12:40
Date Received: 01/30/23
Field Prep: Not Specified

Sample Depth:
Matrix: Soil
Analytical Method: 1,8082A
Analytical Date: 02/02/23 13:47
Analyst: ER
Percent Solids: 83%

Extraction Method: EPA 3546
Extraction Date: 01/31/23 21:30
Cleanup Method: EPA 3665A
Cleanup Date: 02/02/23
Cleanup Method: EPA 3660B
Cleanup Date: 02/02/23

| Parameter | Result | Qualifier | Units | RL | MDL | Dilution Factor | Column |
|---|---|---|---|---|---|---|---|
| Polychlorinated Biphenyls by GC - Westborough Lab | | | | | | | |
| Aroclor 1016 | ND | | ug/kg | 38.2 | 3.39 | 1 | A |
| Aroclor 1221 | ND | | ug/kg | 38.2 | 3.82 | 1 | A |
| Aroclor 1232 | ND | | ug/kg | 38.2 | 8.09 | 1 | A |
| Aroclor 1242 | ND | | ug/kg | 38.2 | 5.15 | 1 | A |
| Aroclor 1248 | ND | | ug/kg | 38.2 | 5.73 | 1 | A |
| Aroclor 1254 | ND | | ug/kg | 38.2 | 4.18 | 1 | A |
| Aroclor 1260 | 7.72 | J | ug/kg | 38.2 | 7.06 | 1 | B |
| Aroclor 1262 | ND | | ug/kg | 38.2 | 4.85 | 1 | A |
| Aroclor 1268 | 5.58 | J | ug/kg | 38.2 | 3.96 | 1 | B |
| PCBs, Total | 13.3 | J | ug/kg | 38.2 | 3.39 | 1 | B |

| Surrogate | % Recovery | Qualifier | Acceptance Criteria | Column |
|---|---|---|---|---|
| 2,4,5,6-Tetrachloro-m-xylene | 94 | | 30-150 | A |
| Decachlorobiphenyl | 69 | | 30-150 | A |
| 2,4,5,6-Tetrachloro-m-xylene | 99 | | 30-150 | B |
| Decachlorobiphenyl | 76 | | 30-150 | B |

**Project Name:** NORTH MAIN STREET SITE
**Project Number:** 12814:3
**Lab Number:** L2305048
**Report Date:** 02/20/23

## SAMPLE RESULTS

Lab ID: L2305048-02
Client ID: SB-203 (2-3)
Sample Location: 128-156 NORTH MAIN ST. PORT CHESTER NY

Date Collected: 01/30/23 13:30
Date Received: 01/30/23
Field Prep: Not Specified

Sample Depth:
Matrix: Soil
Analytical Method: 1,8082A
Analytical Date: 02/02/23 13:55
Analyst: ER
Percent Solids: 91%

Extraction Method: EPA 3546
Extraction Date: 01/31/23 21:30
Cleanup Method: EPA 3665A
Cleanup Date: 02/02/23
Cleanup Method: EPA 3660B
Cleanup Date: 02/02/23

| Parameter | Result | Qualifier | Units | RL | MDL | Dilution Factor | Column |
|---|---|---|---|---|---|---|---|
| Polychlorinated Biphenyls by GC - Westborough Lab | | | | | | | |
| Aroclor 1016 | ND | | ug/kg | 35.2 | 3.13 | 1 | A |
| Aroclor 1221 | ND | | ug/kg | 35.2 | 3.53 | 1 | A |
| Aroclor 1232 | ND | | ug/kg | 35.2 | 7.47 | 1 | A |
| Aroclor 1242 | ND | | ug/kg | 35.2 | 4.75 | 1 | A |
| Aroclor 1248 | ND | | ug/kg | 35.2 | 5.29 | 1 | A |
| Aroclor 1254 | ND | | ug/kg | 35.2 | 3.86 | 1 | A |
| Aroclor 1260 | ND | | ug/kg | 35.2 | 6.52 | 1 | A |
| Aroclor 1262 | ND | | ug/kg | 35.2 | 4.48 | 1 | A |
| Aroclor 1268 | 7.00 | J | ug/kg | 35.2 | 3.65 | 1 | B |
| PCBs, Total | 7.00 | J | ug/kg | 35.2 | 3.13 | 1 | B |

| Surrogate | % Recovery | Qualifier | Acceptance Criteria | Column |
|---|---|---|---|---|
| 2,4,5,6-Tetrachloro-m-xylene | 99 | | 30-150 | A |
| Decachlorobiphenyl | 75 | | 30-150 | A |
| 2,4,5,6-Tetrachloro-m-xylene | 104 | | 30-150 | B |
| Decachlorobiphenyl | 78 | | 30-150 | B |

**Project Name:** NORTH MAIN STREET SITE **Lab Number:** L2305048

**Project Number:** 12814:3 **Report Date:** 02/20/23

## SAMPLE RESULTS

| | | | |
|---|---|---|---|
| Lab ID: | L2305048-03 | Date Collected: | 01/30/23 09:00 |
| Client ID: | SB-211 (2-3) | Date Received: | 01/30/23 |
| Sample Location: | 128-156 NORTH MAIN ST. PORT CHESTER NY | Field Prep: | Not Specified |
| Sample Depth: | | | |
| Matrix: | Soil | Extraction Method: | EPA 3546 |
| Analytical Method: | 1,8082A | Extraction Date: | 01/31/23 21:30 |
| Analytical Date: | 02/02/23 14:04 | Cleanup Method: | EPA 3665A |
| Analyst: | ER | Cleanup Date: | 02/02/23 |
| Percent Solids: | 82% | Cleanup Method: | EPA 3660B |
| | | Cleanup Date: | 02/02/23 |

| Parameter | Result | Qualifier | Units | RL | MDL | Dilution Factor | Column |
|---|---|---|---|---|---|---|---|
| Polychlorinated Biphenyls by GC - Westborough Lab | | | | | | | |
| Aroclor 1016 | ND | | ug/kg | 38.4 | 3.41 | 1 | A |
| Aroclor 1221 | ND | | ug/kg | 38.4 | 3.85 | 1 | A |
| Aroclor 1232 | ND | | ug/kg | 38.4 | 8.15 | 1 | A |
| Aroclor 1242 | ND | | ug/kg | 38.4 | 5.18 | 1 | A |
| Aroclor 1248 | ND | | ug/kg | 38.4 | 5.76 | 1 | A |
| Aroclor 1254 | ND | | ug/kg | 38.4 | 4.20 | 1 | A |
| Aroclor 1260 | ND | | ug/kg | 38.4 | 7.10 | 1 | A |
| Aroclor 1262 | ND | | ug/kg | 38.4 | 4.88 | 1 | A |
| Aroclor 1268 | ND | | ug/kg | 38.4 | 3.98 | 1 | A |
| PCBs, Total | ND | | ug/kg | 38.4 | 3.41 | 1 | A |

| Surrogate | % Recovery | Qualifier | Acceptance Criteria | Column |
|---|---|---|---|---|
| 2,4,5,6-Tetrachloro-m-xylene | 102 | | 30-150 | A |
| Decachlorobiphenyl | 73 | | 30-150 | A |
| 2,4,5,6-Tetrachloro-m-xylene | 105 | | 30-150 | B |
| Decachlorobiphenyl | 80 | | 30-150 | B |

**Project Name:** NORTH MAIN STREET SITE
**Project Number:** 12814:3
**Lab Number:** L2305048
**Report Date:** 02/20/23

## SAMPLE RESULTS

Lab ID: L2305048-04
Client ID: SB-212 (1.5-2.5)
Sample Location: 128-156 NORTH MAIN ST. PORT CHESTER NY

Date Collected: 01/30/23 09:30
Date Received: 01/30/23
Field Prep: Not Specified

Sample Depth:
Matrix: Soil
Analytical Method: 1,8082A
Analytical Date: 02/02/23 14:12
Analyst: ER
Percent Solids: 75%

Extraction Method: EPA 3546
Extraction Date: 01/31/23 21:30
Cleanup Method: EPA 3665A
Cleanup Date: 02/02/23
Cleanup Method: EPA 3660B
Cleanup Date: 02/02/23

| Parameter | Result | Qualifier | Units | RL | MDL | Dilution Factor | Column |
|---|---|---|---|---|---|---|---|
| Polychlorinated Biphenyls by GC - Westborough Lab | | | | | | | |
| Aroclor 1016 | ND | | ug/kg | 44.0 | 3.91 | 1 | A |
| Aroclor 1221 | ND | | ug/kg | 44.0 | 4.41 | 1 | A |
| Aroclor 1232 | ND | | ug/kg | 44.0 | 9.33 | 1 | A |
| Aroclor 1242 | ND | | ug/kg | 44.0 | 5.94 | 1 | A |
| Aroclor 1248 | ND | | ug/kg | 44.0 | 6.60 | 1 | A |
| Aroclor 1254 | ND | | ug/kg | 44.0 | 4.82 | 1 | A |
| Aroclor 1260 | ND | | ug/kg | 44.0 | 8.14 | 1 | A |
| Aroclor 1262 | ND | | ug/kg | 44.0 | 5.59 | 1 | A |
| Aroclor 1268 | ND | | ug/kg | 44.0 | 4.56 | 1 | A |
| PCBs, Total | ND | | ug/kg | 44.0 | 3.91 | 1 | A |

| Surrogate | % Recovery | Qualifier | Acceptance Criteria | Column |
|---|---|---|---|---|
| 2,4,5,6-Tetrachloro-m-xylene | 99 | | 30-150 | A |
| Decachlorobiphenyl | 71 | | 30-150 | A |
| 2,4,5,6-Tetrachloro-m-xylene | 105 | | 30-150 | B |
| Decachlorobiphenyl | 78 | | 30-150 | B |

**Project Name:** NORTH MAIN STREET SITE **Lab Number:** L2305048

**Project Number:** 12814:3 **Report Date:** 02/20/23

## SAMPLE RESULTS

| | | | |
|---|---|---|---|
| Lab ID: | L2305048-05 | Date Collected: | 01/30/23 08:00 |
| Client ID: | SB-213 (4.5-5.5) | Date Received: | 01/30/23 |
| Sample Location: | 128-156 NORTH MAIN ST. PORT CHESTER NY | Field Prep: | Not Specified |
| Sample Depth: | | | |
| Matrix: | Soil | Extraction Method: | EPA 3546 |
| Analytical Method: | 1,8082A | Extraction Date: | 01/31/23 21:30 |
| Analytical Date: | 02/02/23 14:21 | Cleanup Method: | EPA 3665A |
| Analyst: | ER | Cleanup Date: | 02/02/23 |
| Percent Solids: | 90% | Cleanup Method: | EPA 3660B |
| | | Cleanup Date: | 02/02/23 |

| Parameter | Result | Qualifier | Units | RL | MDL | Dilution Factor | Column |
|---|---|---|---|---|---|---|---|
| Polychlorinated Biphenyls by GC - Westborough Lab | | | | | | | |
| Aroclor 1016 | ND | | ug/kg | 36.5 | 3.24 | 1 | A |
| Aroclor 1221 | ND | | ug/kg | 36.5 | 3.66 | 1 | A |
| Aroclor 1232 | ND | | ug/kg | 36.5 | 7.74 | 1 | A |
| Aroclor 1242 | ND | | ug/kg | 36.5 | 4.92 | 1 | A |
| Aroclor 1248 | ND | | ug/kg | 36.5 | 5.48 | 1 | A |
| Aroclor 1254 | 44.1 | | ug/kg | 36.5 | 3.99 | 1 | B |
| Aroclor 1260 | 13.0 | J | ug/kg | 36.5 | 6.75 | 1 | A |
| Aroclor 1262 | ND | | ug/kg | 36.5 | 4.64 | 1 | A |
| Aroclor 1268 | ND | | ug/kg | 36.5 | 3.78 | 1 | B |
| PCBs, Total | 57.1 | J | ug/kg | 36.5 | 3.24 | 1 | B |

| Surrogate | % Recovery | Qualifier | Acceptance Criteria | Column |
|---|---|---|---|---|
| 2,4,5,6-Tetrachloro-m-xylene | 95 | | 30-150 | A |
| Decachlorobiphenyl | 72 | | 30-150 | A |
| 2,4,5,6-Tetrachloro-m-xylene | 98 | | 30-150 | B |
| Decachlorobiphenyl | 76 | | 30-150 | B |

**Project Name:** NORTH MAIN STREET SITE **Lab Number:** L2305048

**Project Number:** 12814:3 **Report Date:** 02/20/23

## SAMPLE RESULTS

| | | | |
|---|---|---|---|
| Lab ID: | L2305048-06 | Date Collected: | 01/30/23 10:15 |
| Client ID: | SB-214 (2.5-3.5) | Date Received: | 01/30/23 |
| Sample Location: | 128-156 NORTH MAIN ST. PORT CHESTER NY | Field Prep: | Not Specified |
| Sample Depth: | | | |
| Matrix: | Soil | Extraction Method: | EPA 3546 |
| Analytical Method: | 1,8082A | Extraction Date: | 01/31/23 21:30 |
| Analytical Date: | 02/02/23 14:29 | Cleanup Method: | EPA 3665A |
| Analyst: | ER | Cleanup Date: | 02/02/23 |
| Percent Solids: | 92% | Cleanup Method: | EPA 3660B |
| | | Cleanup Date: | 02/02/23 |

| Parameter | Result | Qualifier | Units | RL | MDL | Dilution Factor | Column |
|---|---|---|---|---|---|---|---|
| Polychlorinated Biphenyls by GC - Westborough Lab | | | | | | | |
| Aroclor 1016 | ND | | ug/kg | 34.8 | 3.09 | 1 | A |
| Aroclor 1221 | ND | | ug/kg | 34.8 | 3.48 | 1 | A |
| Aroclor 1232 | ND | | ug/kg | 34.8 | 7.37 | 1 | A |
| Aroclor 1242 | ND | | ug/kg | 34.8 | 4.68 | 1 | A |
| Aroclor 1248 | ND | | ug/kg | 34.8 | 5.21 | 1 | A |
| Aroclor 1254 | ND | | ug/kg | 34.8 | 3.80 | 1 | A |
| Aroclor 1260 | ND | | ug/kg | 34.8 | 6.42 | 1 | A |
| Aroclor 1262 | ND | | ug/kg | 34.8 | 4.41 | 1 | A |
| Aroclor 1268 | ND | | ug/kg | 34.8 | 3.60 | 1 | A |
| PCBs, Total | ND | | ug/kg | 34.8 | 3.09 | 1 | A |

| Surrogate | % Recovery | Qualifier | Acceptance Criteria | Column |
|---|---|---|---|---|
| 2,4,5,6-Tetrachloro-m-xylene | 96 | | 30-150 | A |
| Decachlorobiphenyl | 70 | | 30-150 | A |
| 2,4,5,6-Tetrachloro-m-xylene | 101 | | 30-150 | B |
| Decachlorobiphenyl | 79 | | 30-150 | B |

**Project Name:** NORTH MAIN STREET SITE **Lab Number:** L2305048

**Project Number:** 12814:3 **Report Date:** 02/20/23

## SAMPLE RESULTS

| | | | |
|---|---|---|---|
| Lab ID: | L2305048-07 | Date Collected: | 01/30/23 10:45 |
| Client ID: | SB-215 (1-2) | Date Received: | 01/30/23 |
| Sample Location: | 128-156 NORTH MAIN ST. PORT CHESTER NY | Field Prep: | Not Specified |
| Sample Depth: | | | |
| Matrix: | Soil | Extraction Method: | EPA 3546 |
| Analytical Method: | 1,8082A | Extraction Date: | 01/31/23 21:30 |
| Analytical Date: | 02/02/23 14:38 | Cleanup Method: | EPA 3665A |
| Analyst: | ER | Cleanup Date: | 02/02/23 |
| Percent Solids: | 92% | Cleanup Method: | EPA 3660B |
| | | Cleanup Date: | 02/02/23 |

| Parameter | Result | Qualifier | Units | RL | MDL | Dilution Factor | Column |
|---|---|---|---|---|---|---|---|
| Polychlorinated Biphenyls by GC - Westborough Lab | | | | | | | |
| Aroclor 1016 | ND | | ug/kg | 34.2 | 3.04 | 1 | A |
| Aroclor 1221 | ND | | ug/kg | 34.2 | 3.43 | 1 | A |
| Aroclor 1232 | ND | | ug/kg | 34.2 | 7.25 | 1 | A |
| Aroclor 1242 | ND | | ug/kg | 34.2 | 4.61 | 1 | A |
| Aroclor 1248 | ND | | ug/kg | 34.2 | 5.13 | 1 | A |
| Aroclor 1254 | ND | | ug/kg | 34.2 | 3.74 | 1 | A |
| Aroclor 1260 | ND | | ug/kg | 34.2 | 6.32 | 1 | A |
| Aroclor 1262 | ND | | ug/kg | 34.2 | 4.34 | 1 | A |
| Aroclor 1268 | ND | | ug/kg | 34.2 | 3.54 | 1 | A |
| PCBs, Total | ND | | ug/kg | 34.2 | 3.04 | 1 | A |

| Surrogate | % Recovery | Qualifier | Acceptance Criteria | Column |
|---|---|---|---|---|
| 2,4,5,6-Tetrachloro-m-xylene | 100 | | 30-150 | A |
| Decachlorobiphenyl | 76 | | 30-150 | A |
| 2,4,5,6-Tetrachloro-m-xylene | 106 | | 30-150 | B |
| Decachlorobiphenyl | 79 | | 30-150 | B |

**Project Name:** NORTH MAIN STREET SITE **Lab Number:** L2305048

**Project Number:** 12814:3 **Report Date:** 02/20/23

## SAMPLE RESULTS

| | | | |
|---|---|---|---|
| Lab ID: | L2305048-08 | Date Collected: | 01/30/23 09:45 |
| Client ID: | DUP-SO-20230130 | Date Received: | 01/30/23 |
| Sample Location: | 128-156 NORTH MAIN ST. PORT CHESTER NY | Field Prep: | Not Specified |
| Sample Depth: | | | |
| Matrix: | Soil | Extraction Method: | EPA 3546 |
| Analytical Method: | 1,8082A | Extraction Date: | 01/31/23 21:30 |
| Analytical Date: | 02/02/23 14:46 | Cleanup Method: | EPA 3665A |
| Analyst: | ER | Cleanup Date: | 02/02/23 |
| Percent Solids: | 91% | Cleanup Method: | EPA 3660B |
| | | Cleanup Date: | 02/02/23 |

| Parameter | Result | Qualifier | Units | RL | MDL | Dilution Factor | Column |
|---|---|---|---|---|---|---|---|
| Polychlorinated Biphenyls by GC - Westborough Lab | | | | | | | |
| Aroclor 1016 | ND | | ug/kg | 36.2 | 3.21 | 1 | A |
| Aroclor 1221 | ND | | ug/kg | 36.2 | 3.62 | 1 | A |
| Aroclor 1232 | ND | | ug/kg | 36.2 | 7.67 | 1 | A |
| Aroclor 1242 | ND | | ug/kg | 36.2 | 4.87 | 1 | A |
| Aroclor 1248 | ND | | ug/kg | 36.2 | 5.42 | 1 | A |
| Aroclor 1254 | ND | | ug/kg | 36.2 | 3.96 | 1 | A |
| Aroclor 1260 | ND | | ug/kg | 36.2 | 6.68 | 1 | A |
| Aroclor 1262 | ND | | ug/kg | 36.2 | 4.59 | 1 | A |
| Aroclor 1268 | ND | | ug/kg | 36.2 | 3.75 | 1 | A |
| PCBs, Total | ND | | ug/kg | 36.2 | 3.21 | 1 | A |

| Surrogate | % Recovery | Qualifier | Acceptance Criteria | Column |
|---|---|---|---|---|
| 2,4,5,6-Tetrachloro-m-xylene | 94 | | 30-150 | A |
| Decachlorobiphenyl | 69 | | 30-150 | A |
| 2,4,5,6-Tetrachloro-m-xylene | 97 | | 30-150 | B |
| Decachlorobiphenyl | 74 | | 30-150 | B |

**Project Name:** NORTH MAIN STREET SITE
**Project Number:** 12814:3
**Lab Number:** L2305048
**Report Date:** 02/20/23

## SAMPLE RESULTS

Lab ID: L2305048-09
Client ID: TWP-205
Sample Location: 128-156 NORTH MAIN ST. PORT CHESTER NY

Date Collected: 01/30/23 14:00
Date Received: 01/30/23
Field Prep: Not Specified

Sample Depth:
Matrix: Water
Analytical Method: 1,8082A
Analytical Date: 02/01/23 20:27
Analyst: JM

Extraction Method: EPA 3510C
Extraction Date: 01/31/23 23:30
Cleanup Method: EPA 3665A
Cleanup Date: 02/01/23
Cleanup Method: EPA 3660B
Cleanup Date: 02/01/23

| Parameter | Result | Qualifier | Units | RL | MDL | Dilution Factor | Column |
|---|---|---|---|---|---|---|---|
| Polychlorinated Biphenyls by GC - Westborough Lab | | | | | | | |
| Aroclor 1016 | ND | | ug/l | 0.071 | 0.061 | 1 | A |
| Aroclor 1221 | ND | | ug/l | 0.071 | 0.061 | 1 | A |
| Aroclor 1232 | ND | | ug/l | 0.071 | 0.061 | 1 | A |
| Aroclor 1242 | ND | | ug/l | 0.071 | 0.061 | 1 | A |
| Aroclor 1248 | ND | | ug/l | 0.071 | 0.061 | 1 | A |
| Aroclor 1254 | ND | | ug/l | 0.071 | 0.061 | 1 | A |
| Aroclor 1260 | ND | | ug/l | 0.071 | 0.061 | 1 | A |
| Aroclor 1262 | ND | | ug/l | 0.071 | 0.061 | 1 | A |
| Aroclor 1268 | ND | | ug/l | 0.071 | 0.061 | 1 | A |
| PCBs, Total | ND | | ug/l | 0.071 | 0.061 | 1 | A |

| Surrogate | % Recovery | Qualifier | Acceptance Criteria | Column |
|---|---|---|---|---|
| 2,4,5,6-Tetrachloro-m-xylene | 82 | | 30-150 | A |
| Decachlorobiphenyl | 67 | | 30-150 | A |
| 2,4,5,6-Tetrachloro-m-xylene | 79 | | 30-150 | B |
| Decachlorobiphenyl | 68 | | 30-150 | B |

**Project Name:** NORTH MAIN STREET SITE
**Project Number:** 12814:3
**Lab Number:** L2305048
**Report Date:** 02/20/23

# Method Blank Analysis
## Batch Quality Control

Analytical Method: 1,8082A
Analytical Date: 01/31/23 08:22
Analyst: AD

Extraction Method: EPA 3510C
Extraction Date: 01/30/23 23:54
Cleanup Method: EPA 3665A
Cleanup Date: 01/31/23
Cleanup Method: EPA 3660B
Cleanup Date: 01/31/23

| Parameter | Result | Qualifier | Units | RL | MDL | Column |
|---|---|---|---|---|---|---|
| Polychlorinated Biphenyls by GC - Westborough Lab for sample(s): 09 Batch: WG1738926-1 | | | | | | |
| Aroclor 1016 | ND | | ug/l | 0.071 | 0.061 | A |
| Aroclor 1221 | ND | | ug/l | 0.071 | 0.061 | A |
| Aroclor 1232 | ND | | ug/l | 0.071 | 0.061 | A |
| Aroclor 1242 | ND | | ug/l | 0.071 | 0.061 | A |
| Aroclor 1248 | ND | | ug/l | 0.071 | 0.061 | A |
| Aroclor 1254 | ND | | ug/l | 0.071 | 0.061 | A |
| Aroclor 1262 | ND | | ug/l | 0.071 | 0.061 | A |
| Aroclor 1268 | ND | | ug/l | 0.071 | 0.061 | A |
| Aroclor 1260 | ND | | ug/l | 0.071 | 0.061 | B |
| PCBs, Total | ND | | ug/l | 0.071 | 0.061 | B |

| Surrogate | %Recovery | Qualifier | Acceptance Criteria | Column |
|---|---|---|---|---|
| 2,4,5,6-Tetrachloro-m-xylene | 86 | | 30-150 | A |
| Decachlorobiphenyl | 86 | | 30-150 | A |
| 2,4,5,6-Tetrachloro-m-xylene | 81 | | 30-150 | B |
| Decachlorobiphenyl | 91 | | 30-150 | B |

**Project Name:** NORTH MAIN STREET SITE
**Project Number:** 12814:3
**Lab Number:** L2305048
**Report Date:** 02/20/23

# Method Blank Analysis
## Batch Quality Control

Analytical Method: 1,8082A
Analytical Date: 02/02/23 13:47
Analyst: ER

Extraction Method: EPA 3546
Extraction Date: 01/31/23 21:30
Cleanup Method: EPA 3665A
Cleanup Date: 02/02/23
Cleanup Method: EPA 3660B
Cleanup Date: 02/02/23

| Parameter | Result | Qualifier | Units | RL | MDL | Column |
|---|---|---|---|---|---|---|
| Polychlorinated Biphenyls by GC - Westborough Lab for sample(s): 01-08 Batch: WG1739372-1 | | | | | | |
| Aroclor 1016 | ND | | ug/kg | 31.6 | 2.81 | A |
| Aroclor 1221 | ND | | ug/kg | 31.6 | 3.17 | A |
| Aroclor 1232 | ND | | ug/kg | 31.6 | 6.70 | A |
| Aroclor 1242 | ND | | ug/kg | 31.6 | 4.26 | A |
| Aroclor 1248 | ND | | ug/kg | 31.6 | 4.74 | A |
| Aroclor 1254 | ND | | ug/kg | 31.6 | 3.46 | A |
| Aroclor 1260 | ND | | ug/kg | 31.6 | 5.84 | A |
| Aroclor 1262 | ND | | ug/kg | 31.6 | 4.02 | A |
| Aroclor 1268 | ND | | ug/kg | 31.6 | 3.28 | A |
| PCBs, Total | ND | | ug/kg | 31.6 | 2.81 | A |

| Surrogate | %Recovery | Qualifier | Acceptance Criteria | Column |
|---|---|---|---|---|
| 2,4,5,6-Tetrachloro-m-xylene | 75 | | 30-150 | A |
| Decachlorobiphenyl | 71 | | 30-150 | A |
| 2,4,5,6-Tetrachloro-m-xylene | 71 | | 30-150 | B |
| Decachlorobiphenyl | 72 | | 30-150 | B |

# Lab Control Sample Analysis

## Batch Quality Control

**Project Name:** NORTH MAIN STREET SITE

**Project Number:** 12814:3

**Lab Number:** L2305048

**Report Date:** 02/20/23

| Parameter | LCS %Recovery | Qual | LCSD %Recovery | Qual | %Recovery Limits | RPD | Qual | RPD Limits | Column |
|---|---|---|---|---|---|---|---|---|---|
| Polychlorinated Biphenyls by GC - Westborough Lab Associated sample(s): 09 Batch: WG1738926-2 WG1738926-3 | | | | | | | | | |
| Aroclor 1016 | 77 | | 80 | | 40-140 | 3 | | 50 | A |
| Aroclor 1260 | 75 | | 74 | | 40-140 | 1 | | 50 | A |

| Surrogate | LCS %Recovery | Qual | LCSD %Recovery | Qual | Acceptance Criteria | Column |
|---|---|---|---|---|---|---|
| 2,4,5,6-Tetrachloro-m-xylene | 79 | | 89 | | 30-150 | A |
| Decachlorobiphenyl | 88 | | 86 | | 30-150 | A |
| 2,4,5,6-Tetrachloro-m-xylene | 78 | | 82 | | 30-150 | B |
| Decachlorobiphenyl | 89 | | 89 | | 30-150 | B |

# Lab Control Sample Analysis
## Batch Quality Control

**Project Name:** NORTH MAIN STREET SITE
**Project Number:** 12814:3
**Lab Number:** L2305048
**Report Date:** 02/20/23

| Parameter | LCS %Recovery | Qual | LCSD %Recovery | Qual | %Recovery Limits | RPD | Qual | RPD Limits | Column |
|---|---|---|---|---|---|---|---|---|---|
| Polychlorinated Biphenyls by GC - Westborough Lab Associated sample(s): 01-08 Batch: WG1739372-2 WG1739372-3 | | | | | | | | | |
| Aroclor 1016 | 82 | | 72 | | 40-140 | 13 | | 50 | A |
| Aroclor 1260 | 73 | | 66 | | 40-140 | 10 | | 50 | A |

| Surrogate | LCS %Recovery | Qual | LCSD %Recovery | Qual | Acceptance Criteria | Column |
|---|---|---|---|---|---|---|
| 2,4,5,6-Tetrachloro-m-xylene | 92 | | 80 | | 30-150 | A |
| Decachlorobiphenyl | 86 | | 77 | | 30-150 | A |
| 2,4,5,6-Tetrachloro-m-xylene | 87 | | 76 | | 30-150 | B |
| Decachlorobiphenyl | 84 | | 75 | | 30-150 | B |

# PESTICIDES

**Project Name:** NORTH MAIN STREET SITE
**Project Number:** 12814:3
**Lab Number:** L2305048
**Report Date:** 02/20/23

## SAMPLE RESULTS

Lab ID: L2305048-01
Client ID: SB-202 (0.5-1.5)
Sample Location: 128-156 NORTH MAIN ST. PORT CHESTER NY

Date Collected: 01/30/23 12:40
Date Received: 01/30/23
Field Prep: Not Specified

Sample Depth:
Matrix: Soil
Analytical Method: 1,8081B
Analytical Date: 02/05/23 14:34
Analyst: EJL
Percent Solids: 83%

Extraction Method: EPA 3546
Extraction Date: 01/31/23 23:21
Cleanup Method: EPA 3620B
Cleanup Date: 02/05/23
Cleanup Method: EPA 3660B
Cleanup Date: 02/05/23

| Parameter | Result | Qualifier | Units | RL | MDL | Dilution Factor | Column |
|---|---|---|---|---|---|---|---|
| Organochlorine Pesticides by GC - Westborough Lab | | | | | | | |
| Delta-BHC | ND | | ug/kg | 1.88 | 0.369 | 1 | A |
| Lindane | ND | | ug/kg | 0.785 | 0.351 | 1 | A |
| Alpha-BHC | ND | | ug/kg | 0.785 | 0.223 | 1 | A |
| Beta-BHC | ND | | ug/kg | 1.88 | 0.714 | 1 | A |
| Heptachlor | ND | | ug/kg | 0.942 | 0.422 | 1 | A |
| Aldrin | ND | | ug/kg | 1.88 | 0.663 | 1 | A |
| Heptachlor epoxide | ND | | ug/kg | 3.53 | 1.06 | 1 | A |
| Endrin | ND | | ug/kg | 0.785 | 0.322 | 1 | A |
| Endrin aldehyde | ND | | ug/kg | 2.36 | 0.824 | 1 | A |
| Endrin ketone | ND | | ug/kg | 1.88 | 0.485 | 1 | A |
| Dieldrin | ND | | ug/kg | 1.18 | 0.589 | 1 | A |
| 4,4'-DDE | 2.22 | P | ug/kg | 1.88 | 0.436 | 1 | A |
| 4,4'-DDD | 1.30 | JP | ug/kg | 1.88 | 0.672 | 1 | A |
| 4,4'-DDT | ND | | ug/kg | 1.88 | 1.52 | 1 | A |
| Endosulfan I | ND | | ug/kg | 1.88 | 0.445 | 1 | A |
| Endosulfan II | ND | | ug/kg | 1.88 | 0.630 | 1 | A |
| Endosulfan sulfate | ND | | ug/kg | 0.785 | 0.374 | 1 | A |
| Methoxychlor | ND | | ug/kg | 3.53 | 1.10 | 1 | A |
| Toxaphene | ND | | ug/kg | 35.3 | 9.89 | 1 | A |
| cis-Chlordane | ND | IP | ug/kg | 2.36 | 0.656 | 1 | B |
| trans-Chlordane | 0.970 | JIP | ug/kg | 2.36 | 0.622 | 1 | A |
| Chlordane | ND | | ug/kg | 15.7 | 6.24 | 1 | A |

**Project Name:** NORTH MAIN STREET SITE **Lab Number:** L2305048

**Project Number:** 12814:3 **Report Date:** 02/20/23

## SAMPLE RESULTS

| | | | |
|---|---|---|---|
| Lab ID: | L2305048-01 | Date Collected: | 01/30/23 12:40 |
| Client ID: | SB-202 (0.5-1.5) | Date Received: | 01/30/23 |
| Sample Location: | 128-156 NORTH MAIN ST. PORT CHESTER NY | Field Prep: | Not Specified |

Sample Depth:

| Parameter | Result | Qualifier | Units | RL | MDL | Dilution Factor | Column |
|---|---|---|---|---|---|---|---|
| Organochlorine Pesticides by GC - Westborough Lab | | | | | | | |

| Surrogate | % Recovery | Qualifier | Acceptance Criteria | Column |
|---|---|---|---|---|
| 2,4,5,6-Tetrachloro-m-xylene | 102 | | 30-150 | A |
| Decachlorobiphenyl | 97 | | 30-150 | A |
| 2,4,5,6-Tetrachloro-m-xylene | 111 | | 30-150 | B |
| Decachlorobiphenyl | 91 | | 30-150 | B |

**Project Name:** NORTH MAIN STREET SITE
**Project Number:** 12814:3
**Lab Number:** L2305048
**Report Date:** 02/20/23

## SAMPLE RESULTS

Lab ID: L2305048-02
Client ID: SB-203 (2-3)
Sample Location: 128-156 NORTH MAIN ST. PORT CHESTER NY

Date Collected: 01/30/23 13:30
Date Received: 01/30/23
Field Prep: Not Specified

Sample Depth:
Matrix: Soil
Analytical Method: 1,8081B
Analytical Date: 02/05/23 14:45
Analyst: EJL
Percent Solids: 91%

Extraction Method: EPA 3546
Extraction Date: 01/31/23 23:21
Cleanup Method: EPA 3620B
Cleanup Date: 02/05/23
Cleanup Method: EPA 3660B
Cleanup Date: 02/05/23

| Parameter | Result | Qualifier | Units | RL | MDL | Dilution Factor | Column |
|---|---|---|---|---|---|---|---|
| Organochlorine Pesticides by GC - Westborough Lab | | | | | | | |
| Delta-BHC | ND | | ug/kg | 1.68 | 0.330 | 1 | A |
| Lindane | ND | | ug/kg | 0.701 | 0.313 | 1 | A |
| Alpha-BHC | ND | | ug/kg | 0.701 | 0.199 | 1 | A |
| Beta-BHC | ND | | ug/kg | 1.68 | 0.638 | 1 | A |
| Heptachlor | ND | | ug/kg | 0.841 | 0.377 | 1 | A |
| Aldrin | ND | | ug/kg | 1.68 | 0.592 | 1 | A |
| Heptachlor epoxide | ND | | ug/kg | 3.15 | 0.946 | 1 | A |
| Endrin | ND | | ug/kg | 0.701 | 0.287 | 1 | A |
| Endrin aldehyde | ND | | ug/kg | 2.10 | 0.736 | 1 | A |
| Endrin ketone | ND | | ug/kg | 1.68 | 0.433 | 1 | A |
| Dieldrin | ND | | ug/kg | 1.05 | 0.526 | 1 | A |
| 4,4'-DDE | ND | | ug/kg | 1.68 | 0.389 | 1 | A |
| 4,4'-DDD | ND | | ug/kg | 1.68 | 0.600 | 1 | A |
| 4,4'-DDT | ND | | ug/kg | 1.68 | 1.35 | 1 | A |
| Endosulfan I | ND | | ug/kg | 1.68 | 0.398 | 1 | A |
| Endosulfan II | ND | | ug/kg | 1.68 | 0.562 | 1 | A |
| Endosulfan sulfate | ND | | ug/kg | 0.701 | 0.334 | 1 | A |
| Methoxychlor | ND | | ug/kg | 3.15 | 0.982 | 1 | A |
| Toxaphene | ND | | ug/kg | 31.5 | 8.83 | 1 | A |
| cis-Chlordane | ND | | ug/kg | 2.10 | 0.586 | 1 | A |
| trans-Chlordane | ND | | ug/kg | 2.10 | 0.555 | 1 | A |
| Chlordane | ND | | ug/kg | 14.0 | 5.57 | 1 | A |

**Project Name:** NORTH MAIN STREET SITE **Lab Number:** L2305048

**Project Number:** 12814:3 **Report Date:** 02/20/23

## SAMPLE RESULTS

| | | | |
|---|---|---|---|
| Lab ID: | L2305048-02 | Date Collected: | 01/30/23 13:30 |
| Client ID: | SB-203 (2-3) | Date Received: | 01/30/23 |
| Sample Location: | 128-156 NORTH MAIN ST. PORT CHESTER NY | Field Prep: | Not Specified |

Sample Depth:

| Parameter | Result | Qualifier | Units | RL | MDL | Dilution Factor | Column |
|---|---|---|---|---|---|---|---|
| Organochlorine Pesticides by GC - Westborough Lab | | | | | | | |

| Surrogate | % Recovery | Qualifier | Acceptance Criteria | Column |
|---|---|---|---|---|
| 2,4,5,6-Tetrachloro-m-xylene | 103 | | 30-150 | A |
| Decachlorobiphenyl | 100 | | 30-150 | A |
| 2,4,5,6-Tetrachloro-m-xylene | 105 | | 30-150 | B |
| Decachlorobiphenyl | 104 | | 30-150 | B |

**Project Name:** NORTH MAIN STREET SITE
**Project Number:** 12814:3
**Lab Number:** L2305048
**Report Date:** 02/20/23

## SAMPLE RESULTS

Lab ID: L2305048-03
Client ID: SB-211 (2-3)
Sample Location: 128-156 NORTH MAIN ST. PORT CHESTER NY

Date Collected: 01/30/23 09:00
Date Received: 01/30/23
Field Prep: Not Specified

Sample Depth:
Matrix: Soil
Analytical Method: 1,8081B
Analytical Date: 02/05/23 14:56
Analyst: EJL
Percent Solids: 82%

Extraction Method: EPA 3546
Extraction Date: 01/31/23 23:21
Cleanup Method: EPA 3620B
Cleanup Date: 02/05/23
Cleanup Method: EPA 3660B
Cleanup Date: 02/05/23

| Parameter | Result | Qualifier | Units | RL | MDL | Dilution Factor | Column |
|---|---|---|---|---|---|---|---|
| Organochlorine Pesticides by GC - Westborough Lab | | | | | | | |
| Delta-BHC | ND | | ug/kg | 1.86 | 0.364 | 1 | A |
| Lindane | ND | | ug/kg | 0.775 | 0.347 | 1 | A |
| Alpha-BHC | ND | | ug/kg | 0.775 | 0.220 | 1 | A |
| Beta-BHC | ND | | ug/kg | 1.86 | 0.706 | 1 | A |
| Heptachlor | ND | | ug/kg | 0.930 | 0.417 | 1 | A |
| Aldrin | ND | | ug/kg | 1.86 | 0.655 | 1 | A |
| Heptachlor epoxide | ND | | ug/kg | 3.49 | 1.05 | 1 | A |
| Endrin | ND | | ug/kg | 0.775 | 0.318 | 1 | A |
| Endrin aldehyde | ND | | ug/kg | 2.33 | 0.814 | 1 | A |
| Endrin ketone | ND | | ug/kg | 1.86 | 0.479 | 1 | A |
| Dieldrin | ND | | ug/kg | 1.16 | 0.582 | 1 | A |
| 4,4'-DDE | ND | | ug/kg | 1.86 | 0.430 | 1 | A |
| 4,4'-DDD | ND | | ug/kg | 1.86 | 0.664 | 1 | A |
| 4,4'-DDT | ND | | ug/kg | 1.86 | 1.50 | 1 | A |
| Endosulfan I | ND | | ug/kg | 1.86 | 0.440 | 1 | A |
| Endosulfan II | ND | | ug/kg | 1.86 | 0.622 | 1 | A |
| Endosulfan sulfate | ND | | ug/kg | 0.775 | 0.369 | 1 | A |
| Methoxychlor | ND | | ug/kg | 3.49 | 1.08 | 1 | A |
| Toxaphene | ND | | ug/kg | 34.9 | 9.77 | 1 | A |
| cis-Chlordane | ND | | ug/kg | 2.33 | 0.648 | 1 | A |
| trans-Chlordane | ND | | ug/kg | 2.33 | 0.614 | 1 | A |
| Chlordane | ND | | ug/kg | 15.5 | 6.16 | 1 | A |

**Project Name:** NORTH MAIN STREET SITE **Lab Number:** L2305048

**Project Number:** 12814:3 **Report Date:** 02/20/23

## SAMPLE RESULTS

| | | | |
|---|---|---|---|
| Lab ID: | L2305048-03 | Date Collected: | 01/30/23 09:00 |
| Client ID: | SB-211 (2-3) | Date Received: | 01/30/23 |
| Sample Location: | 128-156 NORTH MAIN ST. PORT CHESTER NY | Field Prep: | Not Specified |

Sample Depth:

| Parameter | Result | Qualifier | Units | RL | MDL | Dilution Factor | Column |
|---|---|---|---|---|---|---|---|
| Organochlorine Pesticides by GC - Westborough Lab | | | | | | | |

| Surrogate | % Recovery | Qualifier | Acceptance Criteria | Column |
|---|---|---|---|---|
| 2,4,5,6-Tetrachloro-m-xylene | 100 | | 30-150 | A |
| Decachlorobiphenyl | 98 | | 30-150 | A |
| 2,4,5,6-Tetrachloro-m-xylene | 101 | | 30-150 | B |
| Decachlorobiphenyl | 90 | | 30-150 | B |

**Project Name:** NORTH MAIN STREET SITE
**Project Number:** 12814:3
**Lab Number:** L2305048
**Report Date:** 02/20/23

## SAMPLE RESULTS

Lab ID: L2305048-04
Client ID: SB-212 (1.5-2.5)
Sample Location: 128-156 NORTH MAIN ST. PORT CHESTER NY

Date Collected: 01/30/23 09:30
Date Received: 01/30/23
Field Prep: Not Specified

Sample Depth:
Matrix: Soil
Analytical Method: 1,8081B
Analytical Date: 02/05/23 15:07
Analyst: EJL
Percent Solids: 75%

Extraction Method: EPA 3546
Extraction Date: 01/31/23 23:21
Cleanup Method: EPA 3620B
Cleanup Date: 02/05/23
Cleanup Method: EPA 3660B
Cleanup Date: 02/05/23

| Parameter | Result | Qualifier | Units | RL | MDL | Dilution Factor | Column |
|---|---|---|---|---|---|---|---|
| Organochlorine Pesticides by GC - Westborough Lab | | | | | | | |
| Delta-BHC | ND | | ug/kg | 2.03 | 0.398 | 1 | A |
| Lindane | ND | | ug/kg | 0.846 | 0.378 | 1 | A |
| Alpha-BHC | ND | | ug/kg | 0.846 | 0.240 | 1 | A |
| Beta-BHC | ND | | ug/kg | 2.03 | 0.770 | 1 | A |
| Heptachlor | ND | | ug/kg | 1.02 | 0.455 | 1 | A |
| Aldrin | ND | | ug/kg | 2.03 | 0.715 | 1 | A |
| Heptachlor epoxide | ND | | ug/kg | 3.81 | 1.14 | 1 | A |
| Endrin | ND | | ug/kg | 0.846 | 0.347 | 1 | A |
| Endrin aldehyde | ND | | ug/kg | 2.54 | 0.888 | 1 | A |
| Endrin ketone | ND | | ug/kg | 2.03 | 0.523 | 1 | A |
| Dieldrin | ND | | ug/kg | 1.27 | 0.634 | 1 | A |
| 4,4'-DDE | ND | | ug/kg | 2.03 | 0.469 | 1 | A |
| 4,4'-DDD | ND | | ug/kg | 2.03 | 0.724 | 1 | A |
| 4,4'-DDT | ND | | ug/kg | 2.03 | 1.63 | 1 | A |
| Endosulfan I | ND | | ug/kg | 2.03 | 0.480 | 1 | A |
| Endosulfan II | ND | | ug/kg | 2.03 | 0.678 | 1 | A |
| Endosulfan sulfate | ND | | ug/kg | 0.846 | 0.403 | 1 | A |
| Methoxychlor | ND | | ug/kg | 3.81 | 1.18 | 1 | A |
| Toxaphene | ND | | ug/kg | 38.1 | 10.6 | 1 | A |
| cis-Chlordane | ND | | ug/kg | 2.54 | 0.707 | 1 | A |
| trans-Chlordane | ND | | ug/kg | 2.54 | 0.670 | 1 | A |
| Chlordane | ND | | ug/kg | 16.9 | 6.72 | 1 | A |

**Project Name:** NORTH MAIN STREET SITE **Lab Number:** L2305048

**Project Number:** 12814:3 **Report Date:** 02/20/23

## SAMPLE RESULTS

| | | | |
|---|---|---|---|
| Lab ID: | L2305048-04 | Date Collected: | 01/30/23 09:30 |
| Client ID: | SB-212 (1.5-2.5) | Date Received: | 01/30/23 |
| Sample Location: | 128-156 NORTH MAIN ST. PORT CHESTER NY | Field Prep: | Not Specified |

Sample Depth:

| Parameter | Result | Qualifier | Units | RL | MDL | Dilution Factor | Column |
|---|---|---|---|---|---|---|---|
| Organochlorine Pesticides by GC - Westborough Lab | | | | | | | |

| Surrogate | % Recovery | Qualifier | Acceptance Criteria | Column |
|---|---|---|---|---|
| 2,4,5,6-Tetrachloro-m-xylene | 69 | | 30-150 | A |
| Decachlorobiphenyl | 66 | | 30-150 | A |
| 2,4,5,6-Tetrachloro-m-xylene | 69 | | 30-150 | B |
| Decachlorobiphenyl | 65 | | 30-150 | B |

**Project Name:** NORTH MAIN STREET SITE
**Project Number:** 12814:3
**Lab Number:** L2305048
**Report Date:** 02/20/23

## SAMPLE RESULTS

Lab ID: L2305048-05
Client ID: SB-213 (4.5-5.5)
Sample Location: 128-156 NORTH MAIN ST. PORT CHESTER NY

Date Collected: 01/30/23 08:00
Date Received: 01/30/23
Field Prep: Not Specified

Sample Depth:
Matrix: Soil
Analytical Method: 1,8081B
Analytical Date: 02/05/23 15:17
Analyst: EJL
Percent Solids: 90%

Extraction Method: EPA 3546
Extraction Date: 01/31/23 23:21
Cleanup Method: EPA 3620B
Cleanup Date: 02/05/23
Cleanup Method: EPA 3660B
Cleanup Date: 02/05/23

| Parameter | Result | Qualifier | Units | RL | MDL | Dilution Factor | Column |
|---|---|---|---|---|---|---|---|
| Organochlorine Pesticides by GC - Westborough Lab | | | | | | | |
| Delta-BHC | ND | | ug/kg | 1.72 | 0.338 | 1 | A |
| Lindane | ND | | ug/kg | 0.719 | 0.321 | 1 | A |
| Alpha-BHC | ND | | ug/kg | 0.719 | 0.204 | 1 | A |
| Beta-BHC | ND | | ug/kg | 1.72 | 0.654 | 1 | A |
| Heptachlor | 0.642 | J | ug/kg | 0.862 | 0.387 | 1 | A |
| Aldrin | ND | | ug/kg | 1.72 | 0.607 | 1 | A |
| Heptachlor epoxide | 2.02 | JIP | ug/kg | 3.23 | 0.970 | 1 | A |
| Endrin | ND | | ug/kg | 0.719 | 0.295 | 1 | A |
| Endrin aldehyde | ND | | ug/kg | 2.16 | 0.755 | 1 | A |
| Endrin ketone | ND | | ug/kg | 1.72 | 0.444 | 1 | A |
| Dieldrin | 11.6 | | ug/kg | 1.08 | 0.539 | 1 | B |
| 4,4'-DDE | 3.89 | | ug/kg | 1.72 | 0.399 | 1 | A |
| 4,4'-DDD | 0.802 | J | ug/kg | 1.72 | 0.615 | 1 | A |
| 4,4'-DDT | 14.5 | | ug/kg | 1.72 | 1.39 | 1 | B |
| Endosulfan I | ND | | ug/kg | 1.72 | 0.408 | 1 | A |
| Endosulfan II | ND | | ug/kg | 1.72 | 0.576 | 1 | A |
| Endosulfan sulfate | ND | | ug/kg | 0.719 | 0.342 | 1 | A |
| Methoxychlor | ND | | ug/kg | 3.23 | 1.01 | 1 | A |
| Toxaphene | ND | | ug/kg | 32.3 | 9.06 | 1 | A |
| cis-Chlordane | 17.4 | P | ug/kg | 2.16 | 0.601 | 1 | A |
| trans-Chlordane | 12.7 | | ug/kg | 2.16 | 0.569 | 1 | B |
| Chlordane | 114 | | ug/kg | 14.4 | 5.71 | 1 | B |

**Project Name:** NORTH MAIN STREET SITE **Lab Number:** L2305048

**Project Number:** 12814:3 **Report Date:** 02/20/23

## SAMPLE RESULTS

| | | | |
|---|---|---|---|
| Lab ID: | L2305048-05 | Date Collected: | 01/30/23 08:00 |
| Client ID: | SB-213 (4.5-5.5) | Date Received: | 01/30/23 |
| Sample Location: | 128-156 NORTH MAIN ST. PORT CHESTER NY | Field Prep: | Not Specified |

Sample Depth:

| Parameter | Result | Qualifier | Units | RL | MDL | Dilution Factor | Column |
|---|---|---|---|---|---|---|---|
| Organochlorine Pesticides by GC - Westborough Lab | | | | | | | |

| Surrogate | % Recovery | Qualifier | Acceptance Criteria | Column |
|---|---|---|---|---|
| 2,4,5,6-Tetrachloro-m-xylene | 99 | | 30-150 | A |
| Decachlorobiphenyl | 93 | | 30-150 | A |
| 2,4,5,6-Tetrachloro-m-xylene | 103 | | 30-150 | B |
| Decachlorobiphenyl | 86 | | 30-150 | B |

**Project Name:** NORTH MAIN STREET SITE
**Project Number:** 12814:3
**Lab Number:** L2305048
**Report Date:** 02/20/23

## SAMPLE RESULTS

Lab ID: L2305048-06
Client ID: SB-214 (2.5-3.5)
Sample Location: 128-156 NORTH MAIN ST. PORT CHESTER NY

Date Collected: 01/30/23 10:15
Date Received: 01/30/23
Field Prep: Not Specified

Sample Depth:
Matrix: Soil
Analytical Method: 1,8081B
Analytical Date: 02/05/23 15:28
Analyst: EJL
Percent Solids: 92%

Extraction Method: EPA 3546
Extraction Date: 01/31/23 23:21
Cleanup Method: EPA 3620B
Cleanup Date: 02/05/23
Cleanup Method: EPA 3660B
Cleanup Date: 02/05/23

| Parameter | Result | Qualifier | Units | RL | MDL | Dilution Factor | Column |
|---|---|---|---|---|---|---|---|
| Organochlorine Pesticides by GC - Westborough Lab | | | | | | | |
| Delta-BHC | ND | | ug/kg | 1.67 | 0.328 | 1 | A |
| Lindane | ND | | ug/kg | 0.697 | 0.312 | 1 | A |
| Alpha-BHC | ND | | ug/kg | 0.697 | 0.198 | 1 | A |
| Beta-BHC | ND | | ug/kg | 1.67 | 0.635 | 1 | A |
| Heptachlor | ND | | ug/kg | 0.837 | 0.375 | 1 | A |
| Aldrin | ND | | ug/kg | 1.67 | 0.589 | 1 | A |
| Heptachlor epoxide | ND | | ug/kg | 3.14 | 0.941 | 1 | A |
| Endrin | ND | | ug/kg | 0.697 | 0.286 | 1 | A |
| Endrin aldehyde | ND | | ug/kg | 2.09 | 0.732 | 1 | A |
| Endrin ketone | ND | | ug/kg | 1.67 | 0.431 | 1 | A |
| Dieldrin | ND | | ug/kg | 1.05 | 0.523 | 1 | A |
| 4,4'-DDE | ND | | ug/kg | 1.67 | 0.387 | 1 | A |
| 4,4'-DDD | ND | IP | ug/kg | 1.67 | 0.597 | 1 | B |
| 4,4'-DDT | ND | | ug/kg | 1.67 | 1.34 | 1 | A |
| Endosulfan I | ND | | ug/kg | 1.67 | 0.395 | 1 | A |
| Endosulfan II | ND | | ug/kg | 1.67 | 0.559 | 1 | A |
| Endosulfan sulfate | ND | | ug/kg | 0.697 | 0.332 | 1 | A |
| Methoxychlor | ND | | ug/kg | 3.14 | 0.976 | 1 | A |
| Toxaphene | ND | | ug/kg | 31.4 | 8.79 | 1 | A |
| cis-Chlordane | ND | | ug/kg | 2.09 | 0.583 | 1 | A |
| trans-Chlordane | ND | | ug/kg | 2.09 | 0.552 | 1 | A |
| Chlordane | ND | | ug/kg | 13.9 | 5.54 | 1 | A |

**Project Name:** NORTH MAIN STREET SITE **Lab Number:** L2305048

**Project Number:** 12814:3 **Report Date:** 02/20/23

## SAMPLE RESULTS

| | | | |
|---|---|---|---|
| Lab ID: | L2305048-06 | Date Collected: | 01/30/23 10:15 |
| Client ID: | SB-214 (2.5-3.5) | Date Received: | 01/30/23 |
| Sample Location: | 128-156 NORTH MAIN ST. PORT CHESTER NY | Field Prep: | Not Specified |

Sample Depth:

| Parameter | Result | Qualifier | Units | RL | MDL | Dilution Factor | Column |
|---|---|---|---|---|---|---|---|
| Organochlorine Pesticides by GC - Westborough Lab | | | | | | | |

| Surrogate | % Recovery | Qualifier | Acceptance Criteria | Column |
|---|---|---|---|---|
| 2,4,5,6-Tetrachloro-m-xylene | 89 | | 30-150 | A |
| Decachlorobiphenyl | 93 | | 30-150 | A |
| 2,4,5,6-Tetrachloro-m-xylene | 94 | | 30-150 | B |
| Decachlorobiphenyl | 105 | | 30-150 | B |

**Project Name:** NORTH MAIN STREET SITE
**Project Number:** 12814:3
**Lab Number:** L2305048
**Report Date:** 02/20/23

## SAMPLE RESULTS

Lab ID: L2305048-07
Client ID: SB-215 (1-2)
Sample Location: 128-156 NORTH MAIN ST. PORT CHESTER NY

Date Collected: 01/30/23 10:45
Date Received: 01/30/23
Field Prep: Not Specified

Sample Depth:
Matrix: Soil
Analytical Method: 1,8081B
Analytical Date: 02/05/23 15:39
Analyst: EJL
Percent Solids: 92%

Extraction Method: EPA 3546
Extraction Date: 01/31/23 23:21
Cleanup Method: EPA 3620B
Cleanup Date: 02/05/23
Cleanup Method: EPA 3660B
Cleanup Date: 02/05/23

| Parameter | Result | Qualifier | Units | RL | MDL | Dilution Factor | Column |
|---|---|---|---|---|---|---|---|
| Organochlorine Pesticides by GC - Westborough Lab | | | | | | | |
| Delta-BHC | ND | | ug/kg | 1.70 | 0.332 | 1 | A |
| Lindane | ND | | ug/kg | 0.707 | 0.316 | 1 | A |
| Alpha-BHC | ND | | ug/kg | 0.707 | 0.201 | 1 | A |
| Beta-BHC | ND | | ug/kg | 1.70 | 0.643 | 1 | A |
| Heptachlor | ND | | ug/kg | 0.848 | 0.380 | 1 | A |
| Aldrin | ND | | ug/kg | 1.70 | 0.597 | 1 | A |
| Heptachlor epoxide | ND | | ug/kg | 3.18 | 0.954 | 1 | A |
| Endrin | ND | | ug/kg | 0.707 | 0.290 | 1 | A |
| Endrin aldehyde | ND | | ug/kg | 2.12 | 0.742 | 1 | A |
| Endrin ketone | ND | | ug/kg | 1.70 | 0.437 | 1 | A |
| Dieldrin | ND | | ug/kg | 1.06 | 0.530 | 1 | A |
| 4,4'-DDE | ND | | ug/kg | 1.70 | 0.392 | 1 | A |
| 4,4'-DDD | ND | | ug/kg | 1.70 | 0.605 | 1 | A |
| 4,4'-DDT | ND | | ug/kg | 1.70 | 1.36 | 1 | A |
| Endosulfan I | ND | | ug/kg | 1.70 | 0.401 | 1 | A |
| Endosulfan II | ND | | ug/kg | 1.70 | 0.567 | 1 | A |
| Endosulfan sulfate | ND | | ug/kg | 0.707 | 0.336 | 1 | A |
| Methoxychlor | ND | | ug/kg | 3.18 | 0.990 | 1 | A |
| Toxaphene | ND | | ug/kg | 31.8 | 8.91 | 1 | A |
| cis-Chlordane | ND | | ug/kg | 2.12 | 0.591 | 1 | A |
| trans-Chlordane | ND | | ug/kg | 2.12 | 0.560 | 1 | A |
| Chlordane | ND | | ug/kg | 14.1 | 5.62 | 1 | A |

**Project Name:** NORTH MAIN STREET SITE **Lab Number:** L2305048

**Project Number:** 12814:3 **Report Date:** 02/20/23

## SAMPLE RESULTS

| | | | |
|---|---|---|---|
| Lab ID: | L2305048-07 | Date Collected: | 01/30/23 10:45 |
| Client ID: | SB-215 (1-2) | Date Received: | 01/30/23 |
| Sample Location: | 128-156 NORTH MAIN ST. PORT CHESTER NY | Field Prep: | Not Specified |

Sample Depth:

| Parameter | Result | Qualifier | Units | RL | MDL | Dilution Factor | Column |
|---|---|---|---|---|---|---|---|
| Organochlorine Pesticides by GC - Westborough Lab | | | | | | | |

| Surrogate | % Recovery | Qualifier | Acceptance Criteria | Column |
|---|---|---|---|---|
| 2,4,5,6-Tetrachloro-m-xylene | 103 | | 30-150 | A |
| Decachlorobiphenyl | 101 | | 30-150 | A |
| 2,4,5,6-Tetrachloro-m-xylene | 104 | | 30-150 | B |
| Decachlorobiphenyl | 82 | | 30-150 | B |

**Project Name:** NORTH MAIN STREET SITE
**Project Number:** 12814:3
**Lab Number:** L2305048
**Report Date:** 02/20/23

## SAMPLE RESULTS

Lab ID: L2305048-08
Client ID: DUP-SO-20230130
Sample Location: 128-156 NORTH MAIN ST. PORT CHESTER NY

Date Collected: 01/30/23 09:45
Date Received: 01/30/23
Field Prep: Not Specified

Sample Depth:
Matrix: Soil
Analytical Method: 1,8081B
Analytical Date: 02/05/23 15:50
Analyst: EJL
Percent Solids: 91%

Extraction Method: EPA 3546
Extraction Date: 01/31/23 23:21
Cleanup Method: EPA 3620B
Cleanup Date: 02/05/23
Cleanup Method: EPA 3660B
Cleanup Date: 02/05/23

| Parameter | Result | Qualifier | Units | RL | MDL | Dilution Factor | Column |
|---|---|---|---|---|---|---|---|
| Organochlorine Pesticides by GC - Westborough Lab | | | | | | | |
| Delta-BHC | ND | | ug/kg | 1.70 | 0.332 | 1 | A |
| Lindane | ND | | ug/kg | 0.707 | 0.316 | 1 | A |
| Alpha-BHC | ND | | ug/kg | 0.707 | 0.201 | 1 | A |
| Beta-BHC | ND | | ug/kg | 1.70 | 0.644 | 1 | A |
| Heptachlor | ND | | ug/kg | 0.849 | 0.381 | 1 | A |
| Aldrin | ND | | ug/kg | 1.70 | 0.598 | 1 | A |
| Heptachlor epoxide | ND | | ug/kg | 3.18 | 0.955 | 1 | A |
| Endrin | ND | | ug/kg | 0.707 | 0.290 | 1 | A |
| Endrin aldehyde | ND | | ug/kg | 2.12 | 0.743 | 1 | A |
| Endrin ketone | ND | | ug/kg | 1.70 | 0.437 | 1 | A |
| Dieldrin | ND | | ug/kg | 1.06 | 0.530 | 1 | A |
| 4,4'-DDE | ND | | ug/kg | 1.70 | 0.393 | 1 | A |
| 4,4'-DDD | ND | | ug/kg | 1.70 | 0.606 | 1 | A |
| 4,4'-DDT | ND | | ug/kg | 1.70 | 1.36 | 1 | A |
| Endosulfan I | ND | | ug/kg | 1.70 | 0.401 | 1 | A |
| Endosulfan II | ND | | ug/kg | 1.70 | 0.567 | 1 | A |
| Endosulfan sulfate | ND | | ug/kg | 0.707 | 0.337 | 1 | A |
| Methoxychlor | ND | | ug/kg | 3.18 | 0.990 | 1 | A |
| Toxaphene | ND | | ug/kg | 31.8 | 8.91 | 1 | A |
| cis-Chlordane | ND | | ug/kg | 2.12 | 0.591 | 1 | A |
| trans-Chlordane | ND | | ug/kg | 2.12 | 0.560 | 1 | A |
| Chlordane | ND | | ug/kg | 14.1 | 5.62 | 1 | A |

**Project Name:** NORTH MAIN STREET SITE **Lab Number:** L2305048

**Project Number:** 12814:3 **Report Date:** 02/20/23

## SAMPLE RESULTS

| | | | |
|---|---|---|---|
| Lab ID: | L2305048-08 | Date Collected: | 01/30/23 09:45 |
| Client ID: | DUP-SO-20230130 | Date Received: | 01/30/23 |
| Sample Location: | 128-156 NORTH MAIN ST. PORT CHESTER NY | Field Prep: | Not Specified |

Sample Depth:

| Parameter | Result | Qualifier | Units | RL | MDL | Dilution Factor | Column |
|---|---|---|---|---|---|---|---|
| Organochlorine Pesticides by GC - Westborough Lab | | | | | | | |

| Surrogate | % Recovery | Qualifier | Acceptance Criteria | Column |
|---|---|---|---|---|
| 2,4,5,6-Tetrachloro-m-xylene | 101 | | 30-150 | A |
| Decachlorobiphenyl | 87 | | 30-150 | A |
| 2,4,5,6-Tetrachloro-m-xylene | 106 | | 30-150 | B |
| Decachlorobiphenyl | 87 | | 30-150 | B |

**Project Name:** NORTH MAIN STREET SITE
**Project Number:** 12814:3
**Lab Number:** L2305048
**Report Date:** 02/20/23

## SAMPLE RESULTS

Lab ID: L2305048-09
Client ID: TWP-205
Sample Location: 128-156 NORTH MAIN ST. PORT CHESTER NY

Date Collected: 01/30/23 14:00
Date Received: 01/30/23
Field Prep: Not Specified

Sample Depth:
Matrix: Water
Analytical Method: 1,8081B
Analytical Date: 02/02/23 15:48
Analyst: AAR

Extraction Method: EPA 3510C
Extraction Date: 02/01/23 00:57

| Parameter | Result | Qualifier | Units | RL | MDL | Dilution Factor | Column |
|---|---|---|---|---|---|---|---|
| Organochlorine Pesticides by GC - Westborough Lab | | | | | | | |
| Delta-BHC | ND | | ug/l | 0.014 | 0.003 | 1 | A |
| Lindane | ND | | ug/l | 0.014 | 0.003 | 1 | A |
| Alpha-BHC | ND | | ug/l | 0.014 | 0.003 | 1 | A |
| Beta-BHC | ND | | ug/l | 0.014 | 0.004 | 1 | A |
| Heptachlor | ND | | ug/l | 0.014 | 0.002 | 1 | A |
| Aldrin | ND | | ug/l | 0.014 | 0.002 | 1 | A |
| Heptachlor epoxide | ND | | ug/l | 0.014 | 0.003 | 1 | A |
| Endrin | ND | | ug/l | 0.029 | 0.003 | 1 | A |
| Endrin aldehyde | ND | | ug/l | 0.029 | 0.006 | 1 | A |
| Endrin ketone | ND | | ug/l | 0.029 | 0.003 | 1 | A |
| Dieldrin | ND | | ug/l | 0.029 | 0.003 | 1 | A |
| 4,4'-DDE | ND | | ug/l | 0.029 | 0.003 | 1 | A |
| 4,4'-DDD | ND | | ug/l | 0.029 | 0.003 | 1 | A |
| 4,4'-DDT | 0.087 | IP | ug/l | 0.029 | 0.003 | 1 | B |
| Endosulfan I | ND | | ug/l | 0.014 | 0.002 | 1 | A |
| Endosulfan II | ND | | ug/l | 0.029 | 0.004 | 1 | A |
| Endosulfan sulfate | ND | | ug/l | 0.029 | 0.003 | 1 | A |
| Methoxychlor | ND | | ug/l | 0.143 | 0.005 | 1 | A |
| Toxaphene | ND | | ug/l | 0.143 | 0.045 | 1 | A |
| cis-Chlordane | ND | | ug/l | 0.014 | 0.005 | 1 | A |
| trans-Chlordane | ND | | ug/l | 0.014 | 0.004 | 1 | A |
| Chlordane | ND | | ug/l | 0.143 | 0.033 | 1 | A |

**Project Name:** NORTH MAIN STREET SITE **Lab Number:** L2305048

**Project Number:** 12814:3 **Report Date:** 02/20/23

## SAMPLE RESULTS

| | | | |
|---|---|---|---|
| Lab ID: | L2305048-09 | Date Collected: | 01/30/23 14:00 |
| Client ID: | TWP-205 | Date Received: | 01/30/23 |
| Sample Location: | 128-156 NORTH MAIN ST. PORT CHESTER NY | Field Prep: | Not Specified |

Sample Depth:

| Parameter | Result | Qualifier | Units | RL | MDL | Dilution Factor | Column |
|---|---|---|---|---|---|---|---|
| Organochlorine Pesticides by GC - Westborough Lab | | | | | | | |

| Surrogate | % Recovery | Qualifier | Acceptance Criteria | Column |
|---|---|---|---|---|
| 2,4,5,6-Tetrachloro-m-xylene | 75 | | 30-150 | A |
| Decachlorobiphenyl | 62 | | 30-150 | A |
| 2,4,5,6-Tetrachloro-m-xylene | 73 | | 30-150 | B |
| Decachlorobiphenyl | 55 | | 30-150 | B |

**Project Name:** NORTH MAIN STREET SITE
**Project Number:** 12814:3

**Lab Number:** L2305048
**Report Date:** 02/20/23

# Method Blank Analysis
## Batch Quality Control

Analytical Method: 1,8081B
Analytical Date: 02/03/23 10:46
Analyst: AKM

Extraction Method: EPA 3546
Extraction Date: 01/31/23 23:21
Cleanup Method: EPA 3620B
Cleanup Date: 02/03/23
Cleanup Method: EPA 3660B
Cleanup Date: 02/03/23

| Parameter | Result | Qualifier | Units | RL | MDL | Column |
|---|---|---|---|---|---|---|
| Organochlorine Pesticides by GC - Westborough Lab for sample(s): 01-08 Batch: WG1739385-1 | | | | | | |
| Delta-BHC | ND | | ug/kg | 1.56 | 0.306 | A |
| Lindane | ND | | ug/kg | 0.650 | 0.291 | A |
| Alpha-BHC | ND | | ug/kg | 0.650 | 0.185 | A |
| Beta-BHC | ND | | ug/kg | 1.56 | 0.592 | A |
| Heptachlor | ND | | ug/kg | 0.780 | 0.350 | A |
| Aldrin | ND | | ug/kg | 1.56 | 0.549 | A |
| Heptachlor epoxide | ND | | ug/kg | 2.92 | 0.878 | A |
| Endrin | ND | | ug/kg | 0.650 | 0.266 | A |
| Endrin aldehyde | ND | | ug/kg | 1.95 | 0.683 | A |
| Endrin ketone | ND | | ug/kg | 1.56 | 0.402 | A |
| Dieldrin | ND | | ug/kg | 0.975 | 0.488 | A |
| 4,4'-DDE | ND | | ug/kg | 1.56 | 0.361 | A |
| 4,4'-DDD | ND | | ug/kg | 1.56 | 0.556 | A |
| 4,4'-DDT | ND | | ug/kg | 1.56 | 1.25 | A |
| Endosulfan I | ND | | ug/kg | 1.56 | 0.369 | A |
| Endosulfan II | ND | | ug/kg | 1.56 | 0.521 | A |
| Endosulfan sulfate | ND | | ug/kg | 0.650 | 0.309 | A |
| Methoxychlor | ND | | ug/kg | 2.92 | 0.910 | A |
| Toxaphene | ND | | ug/kg | 29.2 | 8.19 | A |
| cis-Chlordane | ND | | ug/kg | 1.95 | 0.544 | A |
| trans-Chlordane | ND | | ug/kg | 1.95 | 0.515 | A |
| Chlordane | ND | | ug/kg | 13.0 | 5.17 | A |

**Project Name:** NORTH MAIN STREET SITE
**Project Number:** 12814:3

**Lab Number:** L2305048
**Report Date:** 02/20/23

# Method Blank Analysis
## Batch Quality Control

Analytical Method: 1,8081B
Analytical Date: 02/03/23 10:46
Analyst: AKM

Extraction Method: EPA 3546
Extraction Date: 01/31/23 23:21
Cleanup Method: EPA 3620B
Cleanup Date: 02/03/23
Cleanup Method: EPA 3660B
Cleanup Date: 02/03/23

| Parameter | Result | Qualifier | Units | RL | MDL | Column |
|---|---|---|---|---|---|---|
| Organochlorine Pesticides by GC - Westborough Lab for sample(s): 01-08 Batch: WG1739385-1 | | | | | | |

| Surrogate | %Recovery | Qualifier | Acceptance Criteria | Column |
|---|---|---|---|---|
| 2,4,5,6-Tetrachloro-m-xylene | 92 | | 30-150 | A |
| Decachlorobiphenyl | 54 | | 30-150 | A |
| 2,4,5,6-Tetrachloro-m-xylene | 83 | | 30-150 | B |
| Decachlorobiphenyl | 92 | | 30-150 | B |

**Project Name:** NORTH MAIN STREET SITE
**Project Number:** 12814:3
**Lab Number:** L2305048
**Report Date:** 02/20/23

# Method Blank Analysis
## Batch Quality Control

Analytical Method: 1,8081B
Analytical Date: 02/02/23 15:33
Analyst: EJL

Extraction Method: EPA 3510C
Extraction Date: 02/01/23 00:57

| Parameter | Result | Qualifier | Units | RL | MDL | Column |
|---|---|---|---|---|---|---|
| Organochlorine Pesticides by GC - Westborough Lab for sample(s): 09 Batch: WG1739412-1 | | | | | | |
| Delta-BHC | ND | | ug/l | 0.014 | 0.003 | A |
| Lindane | ND | | ug/l | 0.014 | 0.003 | A |
| Alpha-BHC | ND | | ug/l | 0.014 | 0.003 | A |
| Beta-BHC | ND | | ug/l | 0.014 | 0.004 | A |
| Heptachlor | ND | | ug/l | 0.014 | 0.002 | A |
| Aldrin | ND | | ug/l | 0.014 | 0.002 | A |
| Heptachlor epoxide | ND | | ug/l | 0.014 | 0.003 | A |
| Endrin | ND | | ug/l | 0.029 | 0.003 | A |
| Endrin aldehyde | ND | | ug/l | 0.029 | 0.006 | A |
| Endrin ketone | ND | | ug/l | 0.029 | 0.003 | A |
| Dieldrin | ND | | ug/l | 0.029 | 0.003 | A |
| 4,4'-DDE | ND | | ug/l | 0.029 | 0.003 | A |
| 4,4'-DDD | ND | | ug/l | 0.029 | 0.003 | A |
| 4,4'-DDT | ND | | ug/l | 0.029 | 0.003 | A |
| Endosulfan I | ND | | ug/l | 0.014 | 0.002 | A |
| Endosulfan II | ND | | ug/l | 0.029 | 0.004 | A |
| Endosulfan sulfate | ND | | ug/l | 0.029 | 0.003 | A |
| Methoxychlor | ND | | ug/l | 0.143 | 0.005 | A |
| Toxaphene | ND | | ug/l | 0.143 | 0.045 | A |
| cis-Chlordane | ND | | ug/l | 0.014 | 0.005 | A |
| trans-Chlordane | ND | | ug/l | 0.014 | 0.004 | A |
| Chlordane | ND | | ug/l | 0.143 | 0.033 | A |

**Project Name:** NORTH MAIN STREET SITE
**Project Number:** 12814:3

**Lab Number:** L2305048
**Report Date:** 02/20/23

# Method Blank Analysis
## Batch Quality Control

Analytical Method: 1,8081B
Analytical Date: 02/02/23 15:33
Analyst: EJL

Extraction Method: EPA 3510C
Extraction Date: 02/01/23 00:57

| Parameter | Result | Qualifier | Units | RL | MDL | Column |
|---|---|---|---|---|---|---|
| Organochlorine Pesticides by GC - Westborough Lab for sample(s): 09 Batch: WG1739412-1 | | | | | | |

| Surrogate | %Recovery | Qualifier | Acceptance Criteria | Column |
|---|---|---|---|---|
| 2,4,5,6-Tetrachloro-m-xylene | 87 | | 30-150 | A |
| Decachlorobiphenyl | 59 | | 30-150 | A |
| 2,4,5,6-Tetrachloro-m-xylene | 83 | | 30-150 | B |
| Decachlorobiphenyl | 94 | | 30-150 | B |

# Lab Control Sample Analysis
## Batch Quality Control

**Project Name:** NORTH MAIN STREET SITE
**Project Number:** 12814:3
**Lab Number:** L2305048
**Report Date:** 02/20/23

| Parameter | LCS %Recovery | Qual | LCSD %Recovery | Qual | %Recovery Limits | RPD | Qual | RPD Limits | Column |
|---|---|---|---|---|---|---|---|---|---|
| Organochlorine Pesticides by GC - Westborough Lab Associated sample(s): 01-08 Batch: WG1739385-2 WG1739385-3 | | | | | | | | | |
| Delta-BHC | 86 | | 82 | | 30-150 | 5 | | 30 | A |
| Lindane | 98 | | 95 | | 30-150 | 3 | | 30 | A |
| Alpha-BHC | 103 | | 100 | | 30-150 | 3 | | 30 | A |
| Beta-BHC | 91 | | 89 | | 30-150 | 2 | | 30 | A |
| Heptachlor | 105 | | 99 | | 30-150 | 6 | | 30 | A |
| Aldrin | 96 | | 90 | | 30-150 | 6 | | 30 | A |
| Heptachlor epoxide | 79 | | 74 | | 30-150 | 7 | | 30 | A |
| Endrin | 103 | | 100 | | 30-150 | 3 | | 30 | A |
| Endrin aldehyde | 75 | | 70 | | 30-150 | 7 | | 30 | A |
| Endrin ketone | 107 | | 102 | | 30-150 | 5 | | 30 | A |
| Dieldrin | 106 | | 102 | | 30-150 | 4 | | 30 | A |
| 4,4'-DDE | 101 | | 97 | | 30-150 | 4 | | 30 | A |
| 4,4'-DDD | 112 | | 108 | | 30-150 | 4 | | 30 | A |
| 4,4'-DDT | 106 | | 102 | | 30-150 | 4 | | 30 | A |
| Endosulfan I | 96 | | 93 | | 30-150 | 3 | | 30 | A |
| Endosulfan II | 104 | | 101 | | 30-150 | 3 | | 30 | A |
| Endosulfan sulfate | 83 | | 80 | | 30-150 | 4 | | 30 | A |
| Methoxychlor | 96 | | 94 | | 30-150 | 2 | | 30 | A |
| cis-Chlordane | 82 | | 79 | | 30-150 | 4 | | 30 | A |
| trans-Chlordane | 109 | | 105 | | 30-150 | 4 | | 30 | A |

# Lab Control Sample Analysis

## Batch Quality Control

**Project Name:** NORTH MAIN STREET SITE

**Project Number:** 12814:3

**Lab Number:** L2305048

**Report Date:** 02/20/23

| Parameter | LCS %Recovery | Qual | LCSD %Recovery | Qual | %Recovery Limits | RPD | Qual | RPD Limits |
|---|---|---|---|---|---|---|---|---|
| Organochlorine Pesticides by GC - Westborough Lab Associated sample(s): 01-08 Batch: WG1739385-2 WG1739385-3 | | | | | | | | |

| Surrogate | LCS %Recovery | Qual | LCSD %Recovery | Qual | Acceptance Criteria | Column |
|---|---|---|---|---|---|---|
| 2,4,5,6-Tetrachloro-m-xylene | 97 | | 94 | | 30-150 | A |
| Decachlorobiphenyl | 62 | | 62 | | 30-150 | A |
| 2,4,5,6-Tetrachloro-m-xylene | 90 | | 88 | | 30-150 | B |
| Decachlorobiphenyl | 115 | | 111 | | 30-150 | B |

# Lab Control Sample Analysis
## Batch Quality Control

**Project Name:** NORTH MAIN STREET SITE
**Project Number:** 12814:3
**Lab Number:** L2305048
**Report Date:** 02/20/23

| Parameter | LCS %Recovery | Qual | LCSD %Recovery | Qual | %Recovery Limits | RPD | Qual | RPD Limits | Column |
|---|---|---|---|---|---|---|---|---|---|
| Organochlorine Pesticides by GC - Westborough Lab Associated sample(s): 09 Batch: WG1739412-2 WG1739412-3 | | | | | | | | | |
| Delta-BHC | 94 | | 86 | | 30-150 | 9 | | 20 | A |
| Lindane | 102 | | 94 | | 30-150 | 8 | | 20 | A |
| Alpha-BHC | 116 | | 108 | | 30-150 | 7 | | 20 | A |
| Beta-BHC | 111 | | 101 | | 30-150 | 9 | | 20 | A |
| Heptachlor | 107 | | 98 | | 30-150 | 8 | | 20 | A |
| Aldrin | 102 | | 94 | | 30-150 | 8 | | 20 | A |
| Heptachlor epoxide | 102 | | 97 | | 30-150 | 5 | | 20 | A |
| Endrin | 108 | | 97 | | 30-150 | 11 | | 20 | A |
| Endrin aldehyde | 89 | | 78 | | 30-150 | 13 | | 20 | A |
| Endrin ketone | 120 | | 107 | | 30-150 | 11 | | 20 | A |
| Dieldrin | 111 | | 101 | | 30-150 | 9 | | 20 | A |
| 4,4'-DDE | 106 | | 95 | | 30-150 | 11 | | 20 | A |
| 4,4'-DDD | 117 | | 104 | | 30-150 | 12 | | 20 | A |
| 4,4'-DDT | 101 | | 92 | | 30-150 | 9 | | 20 | A |
| Endosulfan I | 117 | | 110 | | 30-150 | 6 | | 20 | A |
| Endosulfan II | 113 | | 99 | | 30-150 | 13 | | 20 | A |
| Endosulfan sulfate | 98 | | 89 | | 30-150 | 10 | | 20 | A |
| Methoxychlor | 106 | | 96 | | 30-150 | 10 | | 20 | A |
| cis-Chlordane | 91 | | 82 | | 30-150 | 10 | | 20 | A |
| trans-Chlordane | 115 | | 108 | | 30-150 | 6 | | 20 | A |

# Lab Control Sample Analysis
## Batch Quality Control

**Project Name:** NORTH MAIN STREET SITE
**Project Number:** 12814:3
**Lab Number:** L2305048
**Report Date:** 02/20/23

| Parameter | LCS %Recovery | Qual | LCSD %Recovery | Qual | %Recovery Limits | RPD | Qual | RPD Limits |
|---|---|---|---|---|---|---|---|---|
| Organochlorine Pesticides by GC - Westborough Lab Associated sample(s): 09 Batch: WG1739412-2 WG1739412-3 | | | | | | | | |

| Surrogate | LCS %Recovery | Qual | LCSD %Recovery | Qual | Acceptance Criteria | Column |
|---|---|---|---|---|---|---|
| 2,4,5,6-Tetrachloro-m-xylene | 92 | | 84 | | 30-150 | A |
| Decachlorobiphenyl | 66 | | 59 | | 30-150 | A |
| 2,4,5,6-Tetrachloro-m-xylene | 90 | | 83 | | 30-150 | B |
| Decachlorobiphenyl | 106 | | 96 | | 30-150 | B |

# METALS

**Project Name:** NORTH MAIN STREET SITE **Lab Number:** L2305048

**Project Number:** 12814:3 **Report Date:** 02/20/23

## SAMPLE RESULTS

Lab ID: L2305048-01 Date Collected: 01/30/23 12:40

Client ID: SB-202 (0.5-1.5) Date Received: 01/30/23

Sample Location: 128-156 NORTH MAIN ST. PORT CHESTER NY Field Prep: Not Specified

Sample Depth:

Matrix: Soil

Percent Solids: 83%

| Parameter | Result | Qualifier | Units | RL | MDL | Dilution Factor | Date Prepared | Date Analyzed | Prep Method | Analytical Method | Analyst |
|---|---|---|---|---|---|---|---|---|---|---|---|
| **Total Metals - Mansfield Lab** | | | | | | | | | | | |
| Aluminum, Total | 16200 | | mg/kg | 9.12 | 2.46 | 2 | 02/01/23 17:10 | 02/04/23 09:43 | EPA 3050B | 1,6010D | MRC |
| Antimony, Total | 1.02 | J | mg/kg | 4.56 | 0.347 | 2 | 02/01/23 17:10 | 02/04/23 09:43 | EPA 3050B | 1,6010D | MRC |
| Arsenic, Total | 4.23 | | mg/kg | 0.912 | 0.190 | 2 | 02/01/23 17:10 | 02/04/23 09:43 | EPA 3050B | 1,6010D | MRC |
| Barium, Total | 149 | | mg/kg | 0.912 | 0.159 | 2 | 02/01/23 17:10 | 02/04/23 09:43 | EPA 3050B | 1,6010D | MRC |
| Beryllium, Total | 0.820 | | mg/kg | 0.456 | 0.030 | 2 | 02/01/23 17:10 | 02/04/23 09:43 | EPA 3050B | 1,6010D | MRC |
| Cadmium, Total | 0.095 | J | mg/kg | 0.912 | 0.089 | 2 | 02/01/23 17:10 | 02/04/23 09:43 | EPA 3050B | 1,6010D | MRC |
| Calcium, Total | 3080 | | mg/kg | 9.12 | 3.19 | 2 | 02/01/23 17:10 | 02/04/23 09:43 | EPA 3050B | 1,6010D | MRC |
| Chromium, Total | 30.4 | | mg/kg | 0.912 | 0.088 | 2 | 02/01/23 17:10 | 02/04/23 09:43 | EPA 3050B | 1,6010D | MRC |
| Cobalt, Total | 6.76 | | mg/kg | 1.82 | 0.151 | 2 | 02/01/23 17:10 | 02/04/23 09:43 | EPA 3050B | 1,6010D | MRC |
| Copper, Total | 13.3 | | mg/kg | 0.912 | 0.235 | 2 | 02/01/23 17:10 | 02/04/23 09:43 | EPA 3050B | 1,6010D | MRC |
| Iron, Total | 17500 | | mg/kg | 4.56 | 0.824 | 2 | 02/01/23 17:10 | 02/04/23 09:43 | EPA 3050B | 1,6010D | MRC |
| Lead, Total | 36.1 | | mg/kg | 4.56 | 0.244 | 2 | 02/01/23 17:10 | 02/04/23 09:43 | EPA 3050B | 1,6010D | MRC |
| Magnesium, Total | 4350 | | mg/kg | 9.12 | 1.40 | 2 | 02/01/23 17:10 | 02/04/23 09:43 | EPA 3050B | 1,6010D | MRC |
| Manganese, Total | 368 | | mg/kg | 0.912 | 0.145 | 2 | 02/01/23 17:10 | 02/04/23 09:43 | EPA 3050B | 1,6010D | MRC |
| Mercury, Total | 0.166 | | mg/kg | 0.076 | 0.050 | 1 | 02/01/23 17:45 | 02/03/23 08:36 | EPA 7471B | 1,7471B | DMB |
| Nickel, Total | 16.2 | | mg/kg | 2.28 | 0.221 | 2 | 02/01/23 17:10 | 02/04/23 09:43 | EPA 3050B | 1,6010D | MRC |
| Potassium, Total | 616 | | mg/kg | 228 | 13.1 | 2 | 02/01/23 17:10 | 02/04/23 09:43 | EPA 3050B | 1,6010D | MRC |
| Selenium, Total | ND | | mg/kg | 1.82 | 0.235 | 2 | 02/01/23 17:10 | 02/04/23 09:43 | EPA 3050B | 1,6010D | MRC |
| Silver, Total | ND | | mg/kg | 0.456 | 0.258 | 2 | 02/01/23 17:10 | 02/04/23 09:43 | EPA 3050B | 1,6010D | MRC |
| Sodium, Total | 171 | J | mg/kg | 182 | 2.87 | 2 | 02/01/23 17:10 | 02/04/23 09:43 | EPA 3050B | 1,6010D | MRC |
| Thallium, Total | 0.294 | J | mg/kg | 1.82 | 0.287 | 2 | 02/01/23 17:10 | 02/04/23 09:43 | EPA 3050B | 1,6010D | MRC |
| Vanadium, Total | 31.3 | | mg/kg | 0.912 | 0.185 | 2 | 02/01/23 17:10 | 02/04/23 09:43 | EPA 3050B | 1,6010D | MRC |
| Zinc, Total | 53.5 | | mg/kg | 4.56 | 0.267 | 2 | 02/01/23 17:10 | 02/04/23 09:43 | EPA 3050B | 1,6010D | MRC |

**Project Name:** NORTH MAIN STREET SITE **Lab Number:** L2305048

**Project Number:** 12814:3 **Report Date:** 02/20/23

**SAMPLE RESULTS**

Lab ID: L2305048-02 Date Collected: 01/30/23 13:30

Client ID: SB-203 (2-3) Date Received: 01/30/23

Sample Location: 128-156 NORTH MAIN ST. PORT CHESTER NY Field Prep: Not Specified

Sample Depth:

Matrix: Soil

Percent Solids: 91%

| Parameter | Result | Qualifier | Units | RL | MDL | Dilution Factor | Date Prepared | Date Analyzed | Prep Method | Analytical Method | Analyst |
|---|---|---|---|---|---|---|---|---|---|---|---|
| **Total Metals - Mansfield Lab** | | | | | | | | | | | |
| Aluminum, Total | 8350 | | mg/kg | 8.40 | 2.27 | 2 | 02/01/23 17:10 | 02/04/23 09:46 | EPA 3050B | 1,6010D | MRC |
| Antimony, Total | 0.675 | J | mg/kg | 4.20 | 0.319 | 2 | 02/01/23 17:10 | 02/04/23 09:46 | EPA 3050B | 1,6010D | MRC |
| Arsenic, Total | 2.46 | | mg/kg | 0.840 | 0.175 | 2 | 02/01/23 17:10 | 02/04/23 09:46 | EPA 3050B | 1,6010D | MRC |
| Barium, Total | 33.0 | | mg/kg | 0.840 | 0.146 | 2 | 02/01/23 17:10 | 02/04/23 09:46 | EPA 3050B | 1,6010D | MRC |
| Beryllium, Total | 0.326 | J | mg/kg | 0.420 | 0.028 | 2 | 02/01/23 17:10 | 02/04/23 09:46 | EPA 3050B | 1,6010D | MRC |
| Cadmium, Total | ND | | mg/kg | 0.840 | 0.082 | 2 | 02/01/23 17:10 | 02/04/23 09:46 | EPA 3050B | 1,6010D | MRC |
| Calcium, Total | 1740 | | mg/kg | 8.40 | 2.94 | 2 | 02/01/23 17:10 | 02/04/23 09:46 | EPA 3050B | 1,6010D | MRC |
| Chromium, Total | 11.0 | | mg/kg | 0.840 | 0.081 | 2 | 02/01/23 17:10 | 02/04/23 09:46 | EPA 3050B | 1,6010D | MRC |
| Cobalt, Total | 4.76 | | mg/kg | 1.68 | 0.139 | 2 | 02/01/23 17:10 | 02/04/23 09:46 | EPA 3050B | 1,6010D | MRC |
| Copper, Total | 9.27 | | mg/kg | 0.840 | 0.217 | 2 | 02/01/23 17:10 | 02/04/23 09:46 | EPA 3050B | 1,6010D | MRC |
| Iron, Total | 11600 | | mg/kg | 4.20 | 0.759 | 2 | 02/01/23 17:10 | 02/04/23 09:46 | EPA 3050B | 1,6010D | MRC |
| Lead, Total | 60.1 | | mg/kg | 4.20 | 0.225 | 2 | 02/01/23 17:10 | 02/04/23 09:46 | EPA 3050B | 1,6010D | MRC |
| Magnesium, Total | 2560 | | mg/kg | 8.40 | 1.29 | 2 | 02/01/23 17:10 | 02/04/23 09:46 | EPA 3050B | 1,6010D | MRC |
| Manganese, Total | 171 | | mg/kg | 0.840 | 0.134 | 2 | 02/01/23 17:10 | 02/04/23 09:46 | EPA 3050B | 1,6010D | MRC |
| Mercury, Total | 1.61 | | mg/kg | 0.069 | 0.045 | 1 | 02/01/23 17:45 | 02/06/23 13:17 | EPA 7471B | 1,7471B | ZNK |
| Nickel, Total | 8.32 | | mg/kg | 2.10 | 0.203 | 2 | 02/01/23 17:10 | 02/04/23 09:46 | EPA 3050B | 1,6010D | MRC |
| Potassium, Total | 574 | | mg/kg | 210 | 12.1 | 2 | 02/01/23 17:10 | 02/04/23 09:46 | EPA 3050B | 1,6010D | MRC |
| Selenium, Total | ND | | mg/kg | 1.68 | 0.217 | 2 | 02/01/23 17:10 | 02/04/23 09:46 | EPA 3050B | 1,6010D | MRC |
| Silver, Total | ND | | mg/kg | 0.420 | 0.238 | 2 | 02/01/23 17:10 | 02/04/23 09:46 | EPA 3050B | 1,6010D | MRC |
| Sodium, Total | 53.7 | J | mg/kg | 168 | 2.65 | 2 | 02/01/23 17:10 | 02/04/23 09:46 | EPA 3050B | 1,6010D | MRC |
| Thallium, Total | ND | | mg/kg | 1.68 | 0.265 | 2 | 02/01/23 17:10 | 02/04/23 09:46 | EPA 3050B | 1,6010D | MRC |
| Vanadium, Total | 17.7 | | mg/kg | 0.840 | 0.170 | 2 | 02/01/23 17:10 | 02/04/23 09:46 | EPA 3050B | 1,6010D | MRC |
| Zinc, Total | 47.8 | | mg/kg | 4.20 | 0.246 | 2 | 02/01/23 17:10 | 02/04/23 09:46 | EPA 3050B | 1,6010D | MRC |

**Project Name:** NORTH MAIN STREET SITE **Lab Number:** L2305048

**Project Number:** 12814:3 **Report Date:** 02/20/23

## SAMPLE RESULTS

Lab ID: L2305048-03 Date Collected: 01/30/23 09:00

Client ID: SB-211 (2-3) Date Received: 01/30/23

Sample Location: 128-156 NORTH MAIN ST. PORT CHESTER NY Field Prep: Not Specified

Sample Depth:

Matrix: Soil

Percent Solids: 82%

| Parameter | Result | Qualifier | Units | RL | MDL | Dilution Factor | Date Prepared | Date Analyzed | Prep Method | Analytical Method | Analyst |
|---|---|---|---|---|---|---|---|---|---|---|---|
| **Total Metals - Mansfield Lab** | | | | | | | | | | | |
| Aluminum, Total | 9280 | | mg/kg | 9.30 | 2.51 | 2 | 02/01/23 17:10 | 02/04/23 09:49 | EPA 3050B | 1,6010D | MRC |
| Antimony, Total | 0.700 | J | mg/kg | 4.65 | 0.353 | 2 | 02/01/23 17:10 | 02/04/23 09:49 | EPA 3050B | 1,6010D | MRC |
| Arsenic, Total | 6.20 | | mg/kg | 0.930 | 0.193 | 2 | 02/01/23 17:10 | 02/04/23 09:49 | EPA 3050B | 1,6010D | MRC |
| Barium, Total | 65.1 | | mg/kg | 0.930 | 0.162 | 2 | 02/01/23 17:10 | 02/04/23 09:49 | EPA 3050B | 1,6010D | MRC |
| Beryllium, Total | 0.440 | J | mg/kg | 0.465 | 0.031 | 2 | 02/01/23 17:10 | 02/04/23 09:49 | EPA 3050B | 1,6010D | MRC |
| Cadmium, Total | 0.117 | J | mg/kg | 0.930 | 0.091 | 2 | 02/01/23 17:10 | 02/04/23 09:49 | EPA 3050B | 1,6010D | MRC |
| Calcium, Total | 6600 | | mg/kg | 9.30 | 3.25 | 2 | 02/01/23 17:10 | 02/04/23 09:49 | EPA 3050B | 1,6010D | MRC |
| Chromium, Total | 16.2 | | mg/kg | 0.930 | 0.089 | 2 | 02/01/23 17:10 | 02/04/23 09:49 | EPA 3050B | 1,6010D | MRC |
| Cobalt, Total | 6.54 | | mg/kg | 1.86 | 0.154 | 2 | 02/01/23 17:10 | 02/04/23 09:49 | EPA 3050B | 1,6010D | MRC |
| Copper, Total | 22.2 | | mg/kg | 0.930 | 0.240 | 2 | 02/01/23 17:10 | 02/04/23 09:49 | EPA 3050B | 1,6010D | MRC |
| Iron, Total | 14100 | | mg/kg | 4.65 | 0.840 | 2 | 02/01/23 17:10 | 02/04/23 09:49 | EPA 3050B | 1,6010D | MRC |
| Lead, Total | 138 | | mg/kg | 4.65 | 0.249 | 2 | 02/01/23 17:10 | 02/04/23 09:49 | EPA 3050B | 1,6010D | MRC |
| Magnesium, Total | 3460 | | mg/kg | 9.30 | 1.43 | 2 | 02/01/23 17:10 | 02/04/23 09:49 | EPA 3050B | 1,6010D | MRC |
| Manganese, Total | 254 | | mg/kg | 0.930 | 0.148 | 2 | 02/01/23 17:10 | 02/04/23 09:49 | EPA 3050B | 1,6010D | MRC |
| Mercury, Total | 0.106 | | mg/kg | 0.090 | 0.058 | 1 | 02/01/23 17:45 | 02/06/23 13:27 | EPA 7471B | 1,7471B | ZNK |
| Nickel, Total | 15.3 | | mg/kg | 2.32 | 0.225 | 2 | 02/01/23 17:10 | 02/04/23 09:49 | EPA 3050B | 1,6010D | MRC |
| Potassium, Total | 1360 | | mg/kg | 232 | 13.4 | 2 | 02/01/23 17:10 | 02/04/23 09:49 | EPA 3050B | 1,6010D | MRC |
| Selenium, Total | ND | | mg/kg | 1.86 | 0.240 | 2 | 02/01/23 17:10 | 02/04/23 09:49 | EPA 3050B | 1,6010D | MRC |
| Silver, Total | ND | | mg/kg | 0.465 | 0.263 | 2 | 02/01/23 17:10 | 02/04/23 09:49 | EPA 3050B | 1,6010D | MRC |
| Sodium, Total | 453 | | mg/kg | 186 | 2.93 | 2 | 02/01/23 17:10 | 02/04/23 09:49 | EPA 3050B | 1,6010D | MRC |
| Thallium, Total | ND | | mg/kg | 1.86 | 0.293 | 2 | 02/01/23 17:10 | 02/04/23 09:49 | EPA 3050B | 1,6010D | MRC |
| Vanadium, Total | 24.6 | | mg/kg | 0.930 | 0.189 | 2 | 02/01/23 17:10 | 02/04/23 09:49 | EPA 3050B | 1,6010D | MRC |
| Zinc, Total | 91.5 | | mg/kg | 4.65 | 0.272 | 2 | 02/01/23 17:10 | 02/04/23 09:49 | EPA 3050B | 1,6010D | MRC |

**Project Name:** NORTH MAIN STREET SITE **Lab Number:** L2305048

**Project Number:** 12814:3 **Report Date:** 02/20/23

**SAMPLE RESULTS**

Lab ID: L2305048-04 Date Collected: 01/30/23 09:30

Client ID: SB-212 (1.5-2.5) Date Received: 01/30/23

Sample Location: 128-156 NORTH MAIN ST. PORT CHESTER NY Field Prep: Not Specified

Sample Depth:

Matrix: Soil

Percent Solids: 75%

| Parameter | Result | Qualifier | Units | RL | MDL | Dilution Factor | Date Prepared | Date Analyzed | Prep Method | Analytical Method | Analyst |
|---|---|---|---|---|---|---|---|---|---|---|---|
| **Total Metals - Mansfield Lab** | | | | | | | | | | | |
| Aluminum, Total | 14000 | | mg/kg | 10.0 | 2.71 | 2 | 02/01/23 17:10 | 02/04/23 10:03 | EPA 3050B | 1,6010D | MRC |
| Antimony, Total | 1.77 | J | mg/kg | 5.02 | 0.381 | 2 | 02/01/23 17:10 | 02/04/23 10:03 | EPA 3050B | 1,6010D | MRC |
| Arsenic, Total | 9.14 | | mg/kg | 1.00 | 0.209 | 2 | 02/01/23 17:10 | 02/04/23 10:03 | EPA 3050B | 1,6010D | MRC |
| Barium, Total | 110 | | mg/kg | 1.00 | 0.175 | 2 | 02/01/23 17:10 | 02/04/23 10:03 | EPA 3050B | 1,6010D | MRC |
| Beryllium, Total | 0.693 | | mg/kg | 0.502 | 0.033 | 2 | 02/01/23 17:10 | 02/04/23 10:03 | EPA 3050B | 1,6010D | MRC |
| Cadmium, Total | 0.146 | J | mg/kg | 1.00 | 0.098 | 2 | 02/01/23 17:10 | 02/04/23 10:03 | EPA 3050B | 1,6010D | MRC |
| Calcium, Total | 2800 | | mg/kg | 10.0 | 3.51 | 2 | 02/01/23 17:10 | 02/04/23 10:03 | EPA 3050B | 1,6010D | MRC |
| Chromium, Total | 19.2 | | mg/kg | 1.00 | 0.096 | 2 | 02/01/23 17:10 | 02/04/23 10:03 | EPA 3050B | 1,6010D | MRC |
| Cobalt, Total | 8.95 | | mg/kg | 2.01 | 0.166 | 2 | 02/01/23 17:10 | 02/04/23 10:03 | EPA 3050B | 1,6010D | MRC |
| Copper, Total | 24.3 | | mg/kg | 1.00 | 0.259 | 2 | 02/01/23 17:10 | 02/04/23 10:03 | EPA 3050B | 1,6010D | MRC |
| Iron, Total | 19500 | | mg/kg | 5.02 | 0.906 | 2 | 02/01/23 17:10 | 02/04/23 10:03 | EPA 3050B | 1,6010D | MRC |
| Lead, Total | 162 | | mg/kg | 5.02 | 0.269 | 2 | 02/01/23 17:10 | 02/04/23 10:03 | EPA 3050B | 1,6010D | MRC |
| Magnesium, Total | 3250 | | mg/kg | 10.0 | 1.54 | 2 | 02/01/23 17:10 | 02/04/23 10:03 | EPA 3050B | 1,6010D | MRC |
| Manganese, Total | 494 | | mg/kg | 1.00 | 0.160 | 2 | 02/01/23 17:10 | 02/04/23 10:03 | EPA 3050B | 1,6010D | MRC |
| Mercury, Total | 0.696 | | mg/kg | 0.109 | 0.071 | 1 | 02/01/23 17:45 | 02/06/23 13:30 | EPA 7471B | 1,7471B | ZNK |
| Nickel, Total | 15.9 | | mg/kg | 2.51 | 0.243 | 2 | 02/01/23 17:10 | 02/04/23 10:03 | EPA 3050B | 1,6010D | MRC |
| Potassium, Total | 933 | | mg/kg | 251 | 14.4 | 2 | 02/01/23 17:10 | 02/04/23 10:03 | EPA 3050B | 1,6010D | MRC |
| Selenium, Total | 0.739 | J | mg/kg | 2.01 | 0.259 | 2 | 02/01/23 17:10 | 02/04/23 10:03 | EPA 3050B | 1,6010D | MRC |
| Silver, Total | ND | | mg/kg | 0.502 | 0.284 | 2 | 02/01/23 17:10 | 02/04/23 10:03 | EPA 3050B | 1,6010D | MRC |
| Sodium, Total | 257 | | mg/kg | 201 | 3.16 | 2 | 02/01/23 17:10 | 02/04/23 10:03 | EPA 3050B | 1,6010D | MRC |
| Thallium, Total | 0.364 | J | mg/kg | 2.01 | 0.316 | 2 | 02/01/23 17:10 | 02/04/23 10:03 | EPA 3050B | 1,6010D | MRC |
| Vanadium, Total | 31.2 | | mg/kg | 1.00 | 0.204 | 2 | 02/01/23 17:10 | 02/04/23 10:03 | EPA 3050B | 1,6010D | MRC |
| Zinc, Total | 94.8 | | mg/kg | 5.02 | 0.294 | 2 | 02/01/23 17:10 | 02/04/23 10:03 | EPA 3050B | 1,6010D | MRC |

**Project Name:** NORTH MAIN STREET SITE **Lab Number:** L2305048

**Project Number:** 12814:3 **Report Date:** 02/20/23

## SAMPLE RESULTS

Lab ID: L2305048-05 Date Collected: 01/30/23 08:00

Client ID: SB-213 (4.5-5.5) Date Received: 01/30/23

Sample Location: 128-156 NORTH MAIN ST. PORT CHESTER NY Field Prep: Not Specified

Sample Depth:

Matrix: Soil

Percent Solids: 90%

| Parameter | Result | Qualifier | Units | RL | MDL | Dilution Factor | Date Prepared | Date Analyzed | Prep Method | Analytical Method | Analyst |
|---|---|---|---|---|---|---|---|---|---|---|---|
| **Total Metals - Mansfield Lab** | | | | | | | | | | | |
| Aluminum, Total | 10100 | | mg/kg | 8.38 | 2.26 | 2 | 02/01/23 17:10 | 02/04/23 10:07 | EPA 3050B | 1,6010D | MRC |
| Antimony, Total | 0.664 | J | mg/kg | 4.19 | 0.318 | 2 | 02/01/23 17:10 | 02/04/23 10:07 | EPA 3050B | 1,6010D | MRC |
| Arsenic, Total | 4.07 | | mg/kg | 0.838 | 0.174 | 2 | 02/01/23 17:10 | 02/04/23 10:07 | EPA 3050B | 1,6010D | MRC |
| Barium, Total | 113 | | mg/kg | 0.838 | 0.146 | 2 | 02/01/23 17:10 | 02/04/23 10:07 | EPA 3050B | 1,6010D | MRC |
| Beryllium, Total | 0.448 | | mg/kg | 0.419 | 0.028 | 2 | 02/01/23 17:10 | 02/04/23 10:07 | EPA 3050B | 1,6010D | MRC |
| Cadmium, Total | 0.107 | J | mg/kg | 0.838 | 0.082 | 2 | 02/01/23 17:10 | 02/04/23 10:07 | EPA 3050B | 1,6010D | MRC |
| Calcium, Total | 8580 | | mg/kg | 8.38 | 2.93 | 2 | 02/01/23 17:10 | 02/04/23 10:07 | EPA 3050B | 1,6010D | MRC |
| Chromium, Total | 31.2 | | mg/kg | 0.838 | 0.081 | 2 | 02/01/23 17:10 | 02/04/23 10:07 | EPA 3050B | 1,6010D | MRC |
| Cobalt, Total | 6.37 | | mg/kg | 1.68 | 0.139 | 2 | 02/01/23 17:10 | 02/04/23 10:07 | EPA 3050B | 1,6010D | MRC |
| Copper, Total | 19.7 | | mg/kg | 0.838 | 0.216 | 2 | 02/01/23 17:10 | 02/04/23 10:07 | EPA 3050B | 1,6010D | MRC |
| Iron, Total | 15400 | | mg/kg | 4.19 | 0.757 | 2 | 02/01/23 17:10 | 02/04/23 10:07 | EPA 3050B | 1,6010D | MRC |
| Lead, Total | 60.1 | | mg/kg | 4.19 | 0.225 | 2 | 02/01/23 17:10 | 02/04/23 10:07 | EPA 3050B | 1,6010D | MRC |
| Magnesium, Total | 6260 | | mg/kg | 8.38 | 1.29 | 2 | 02/01/23 17:10 | 02/04/23 10:07 | EPA 3050B | 1,6010D | MRC |
| Manganese, Total | 260 | | mg/kg | 0.838 | 0.133 | 2 | 02/01/23 17:10 | 02/04/23 10:07 | EPA 3050B | 1,6010D | MRC |
| Mercury, Total | 0.077 | J | mg/kg | 0.079 | 0.052 | 1 | 02/01/23 17:45 | 02/06/23 13:34 | EPA 7471B | 1,7471B | ZNK |
| Nickel, Total | 15.1 | | mg/kg | 2.10 | 0.203 | 2 | 02/01/23 17:10 | 02/04/23 10:07 | EPA 3050B | 1,6010D | MRC |
| Potassium, Total | 3490 | | mg/kg | 210 | 12.1 | 2 | 02/01/23 17:10 | 02/04/23 10:07 | EPA 3050B | 1,6010D | MRC |
| Selenium, Total | ND | | mg/kg | 1.68 | 0.216 | 2 | 02/01/23 17:10 | 02/04/23 10:07 | EPA 3050B | 1,6010D | MRC |
| Silver, Total | ND | | mg/kg | 0.419 | 0.237 | 2 | 02/01/23 17:10 | 02/04/23 10:07 | EPA 3050B | 1,6010D | MRC |
| Sodium, Total | 282 | | mg/kg | 168 | 2.64 | 2 | 02/01/23 17:10 | 02/04/23 10:07 | EPA 3050B | 1,6010D | MRC |
| Thallium, Total | 0.512 | J | mg/kg | 1.68 | 0.264 | 2 | 02/01/23 17:10 | 02/04/23 10:07 | EPA 3050B | 1,6010D | MRC |
| Vanadium, Total | 27.4 | | mg/kg | 0.838 | 0.170 | 2 | 02/01/23 17:10 | 02/04/23 10:07 | EPA 3050B | 1,6010D | MRC |
| Zinc, Total | 61.7 | | mg/kg | 4.19 | 0.246 | 2 | 02/01/23 17:10 | 02/04/23 10:07 | EPA 3050B | 1,6010D | MRC |

**Project Name:** NORTH MAIN STREET SITE **Lab Number:** L2305048

**Project Number:** 12814:3 **Report Date:** 02/20/23

## SAMPLE RESULTS

Lab ID: L2305048-06 Date Collected: 01/30/23 10:15

Client ID: SB-214 (2.5-3.5) Date Received: 01/30/23

Sample Location: 128-156 NORTH MAIN ST. PORT CHESTER NY Field Prep: Not Specified

Sample Depth:

Matrix: Soil

Percent Solids: 92%

| Parameter | Result | Qualifier | Units | RL | MDL | Dilution Factor | Date Prepared | Date Analyzed | Prep Method | Analytical Method | Analyst |
|---|---|---|---|---|---|---|---|---|---|---|---|
| **Total Metals - Mansfield Lab** | | | | | | | | | | | |
| Aluminum, Total | 10500 | | mg/kg | 8.24 | 2.22 | 2 | 02/01/23 17:10 | 02/04/23 10:10 | EPA 3050B | 1,6010D | MRC |
| Antimony, Total | 1.30 | J | mg/kg | 4.12 | 0.313 | 2 | 02/01/23 17:10 | 02/04/23 10:10 | EPA 3050B | 1,6010D | MRC |
| Arsenic, Total | 10.8 | | mg/kg | 0.824 | 0.171 | 2 | 02/01/23 17:10 | 02/04/23 10:10 | EPA 3050B | 1,6010D | MRC |
| Barium, Total | 172 | | mg/kg | 0.824 | 0.143 | 2 | 02/01/23 17:10 | 02/04/23 10:10 | EPA 3050B | 1,6010D | MRC |
| Beryllium, Total | 0.535 | | mg/kg | 0.412 | 0.027 | 2 | 02/01/23 17:10 | 02/04/23 10:10 | EPA 3050B | 1,6010D | MRC |
| Cadmium, Total | 1.76 | | mg/kg | 0.824 | 0.081 | 2 | 02/01/23 17:10 | 02/04/23 10:10 | EPA 3050B | 1,6010D | MRC |
| Calcium, Total | 8380 | | mg/kg | 8.24 | 2.88 | 2 | 02/01/23 17:10 | 02/04/23 10:10 | EPA 3050B | 1,6010D | MRC |
| Chromium, Total | 29.0 | | mg/kg | 0.824 | 0.079 | 2 | 02/01/23 17:10 | 02/04/23 10:10 | EPA 3050B | 1,6010D | MRC |
| Cobalt, Total | 8.06 | | mg/kg | 1.65 | 0.137 | 2 | 02/01/23 17:10 | 02/04/23 10:10 | EPA 3050B | 1,6010D | MRC |
| Copper, Total | 35.6 | | mg/kg | 0.824 | 0.212 | 2 | 02/01/23 17:10 | 02/04/23 10:10 | EPA 3050B | 1,6010D | MRC |
| Iron, Total | 14800 | | mg/kg | 4.12 | 0.744 | 2 | 02/01/23 17:10 | 02/04/23 10:10 | EPA 3050B | 1,6010D | MRC |
| Lead, Total | 1070 | | mg/kg | 4.12 | 0.221 | 2 | 02/01/23 17:10 | 02/04/23 10:10 | EPA 3050B | 1,6010D | MRC |
| Magnesium, Total | 2350 | | mg/kg | 8.24 | 1.27 | 2 | 02/01/23 17:10 | 02/04/23 10:10 | EPA 3050B | 1,6010D | MRC |
| Manganese, Total | 520 | | mg/kg | 0.824 | 0.131 | 2 | 02/01/23 17:10 | 02/04/23 10:10 | EPA 3050B | 1,6010D | MRC |
| Mercury, Total | 2.69 | | mg/kg | 0.082 | 0.053 | 1 | 02/01/23 17:45 | 02/06/23 13:37 | EPA 7471B | 1,7471B | ZNK |
| Nickel, Total | 12.9 | | mg/kg | 2.06 | 0.199 | 2 | 02/01/23 17:10 | 02/04/23 10:10 | EPA 3050B | 1,6010D | MRC |
| Potassium, Total | 862 | | mg/kg | 206 | 11.9 | 2 | 02/01/23 17:10 | 02/04/23 10:10 | EPA 3050B | 1,6010D | MRC |
| Selenium, Total | 1.92 | | mg/kg | 1.65 | 0.212 | 2 | 02/01/23 17:10 | 02/04/23 10:10 | EPA 3050B | 1,6010D | MRC |
| Silver, Total | ND | | mg/kg | 0.412 | 0.233 | 2 | 02/01/23 17:10 | 02/04/23 10:10 | EPA 3050B | 1,6010D | MRC |
| Sodium, Total | 371 | | mg/kg | 165 | 2.60 | 2 | 02/01/23 17:10 | 02/04/23 10:10 | EPA 3050B | 1,6010D | MRC |
| Thallium, Total | 0.462 | J | mg/kg | 1.65 | 0.260 | 2 | 02/01/23 17:10 | 02/04/23 10:10 | EPA 3050B | 1,6010D | MRC |
| Vanadium, Total | 23.5 | | mg/kg | 0.824 | 0.167 | 2 | 02/01/23 17:10 | 02/04/23 10:10 | EPA 3050B | 1,6010D | MRC |
| Zinc, Total | 436 | | mg/kg | 4.12 | 0.241 | 2 | 02/01/23 17:10 | 02/04/23 10:10 | EPA 3050B | 1,6010D | MRC |

**Project Name:** NORTH MAIN STREET SITE **Lab Number:** L2305048

**Project Number:** 12814:3 **Report Date:** 02/20/23

## SAMPLE RESULTS

Lab ID: L2305048-07 Date Collected: 01/30/23 10:45

Client ID: SB-215 (1-2) Date Received: 01/30/23

Sample Location: 128-156 NORTH MAIN ST. PORT CHESTER NY Field Prep: Not Specified

Sample Depth:

Matrix: Soil

Percent Solids: 92%

| Parameter | Result | Qualifier | Units | RL | MDL | Dilution Factor | Date Prepared | Date Analyzed | Prep Method | Analytical Method | Analyst |
|---|---|---|---|---|---|---|---|---|---|---|---|
| **Total Metals - Mansfield Lab** | | | | | | | | | | | |
| Aluminum, Total | 7890 | | mg/kg | 8.24 | 2.22 | 2 | 02/01/23 17:10 | 02/04/23 10:13 | EPA 3050B | 1,6010D | MRC |
| Antimony, Total | 0.767 | J | mg/kg | 4.12 | 0.313 | 2 | 02/01/23 17:10 | 02/04/23 10:13 | EPA 3050B | 1,6010D | MRC |
| Arsenic, Total | 5.73 | | mg/kg | 0.824 | 0.171 | 2 | 02/01/23 17:10 | 02/04/23 10:13 | EPA 3050B | 1,6010D | MRC |
| Barium, Total | 42.8 | | mg/kg | 0.824 | 0.143 | 2 | 02/01/23 17:10 | 02/04/23 10:13 | EPA 3050B | 1,6010D | MRC |
| Beryllium, Total | 0.340 | J | mg/kg | 0.412 | 0.027 | 2 | 02/01/23 17:10 | 02/04/23 10:13 | EPA 3050B | 1,6010D | MRC |
| Cadmium, Total | ND | | mg/kg | 0.824 | 0.081 | 2 | 02/01/23 17:10 | 02/04/23 10:13 | EPA 3050B | 1,6010D | MRC |
| Calcium, Total | 3080 | | mg/kg | 8.24 | 2.88 | 2 | 02/01/23 17:10 | 02/04/23 10:13 | EPA 3050B | 1,6010D | MRC |
| Chromium, Total | 12.6 | | mg/kg | 0.824 | 0.079 | 2 | 02/01/23 17:10 | 02/04/23 10:13 | EPA 3050B | 1,6010D | MRC |
| Cobalt, Total | 5.77 | | mg/kg | 1.65 | 0.137 | 2 | 02/01/23 17:10 | 02/04/23 10:13 | EPA 3050B | 1,6010D | MRC |
| Copper, Total | 13.3 | | mg/kg | 0.824 | 0.212 | 2 | 02/01/23 17:10 | 02/04/23 10:13 | EPA 3050B | 1,6010D | MRC |
| Iron, Total | 12700 | | mg/kg | 4.12 | 0.744 | 2 | 02/01/23 17:10 | 02/04/23 10:13 | EPA 3050B | 1,6010D | MRC |
| Lead, Total | 40.8 | | mg/kg | 4.12 | 0.221 | 2 | 02/01/23 17:10 | 02/04/23 10:13 | EPA 3050B | 1,6010D | MRC |
| Magnesium, Total | 3490 | | mg/kg | 8.24 | 1.27 | 2 | 02/01/23 17:10 | 02/04/23 10:13 | EPA 3050B | 1,6010D | MRC |
| Manganese, Total | 162 | | mg/kg | 0.824 | 0.131 | 2 | 02/01/23 17:10 | 02/04/23 10:13 | EPA 3050B | 1,6010D | MRC |
| Mercury, Total | 0.183 | | mg/kg | 0.076 | 0.049 | 1 | 02/01/23 17:45 | 02/06/23 13:40 | EPA 7471B | 1,7471B | ZNK |
| Nickel, Total | 10.4 | | mg/kg | 2.06 | 0.199 | 2 | 02/01/23 17:10 | 02/04/23 10:13 | EPA 3050B | 1,6010D | MRC |
| Potassium, Total | 896 | | mg/kg | 206 | 11.8 | 2 | 02/01/23 17:10 | 02/04/23 10:13 | EPA 3050B | 1,6010D | MRC |
| Selenium, Total | 0.235 | J | mg/kg | 1.65 | 0.212 | 2 | 02/01/23 17:10 | 02/04/23 10:13 | EPA 3050B | 1,6010D | MRC |
| Silver, Total | ND | | mg/kg | 0.412 | 0.233 | 2 | 02/01/23 17:10 | 02/04/23 10:13 | EPA 3050B | 1,6010D | MRC |
| Sodium, Total | 263 | | mg/kg | 165 | 2.59 | 2 | 02/01/23 17:10 | 02/04/23 10:13 | EPA 3050B | 1,6010D | MRC |
| Thallium, Total | 0.378 | J | mg/kg | 1.65 | 0.259 | 2 | 02/01/23 17:10 | 02/04/23 10:13 | EPA 3050B | 1,6010D | MRC |
| Vanadium, Total | 19.5 | | mg/kg | 0.824 | 0.167 | 2 | 02/01/23 17:10 | 02/04/23 10:13 | EPA 3050B | 1,6010D | MRC |
| Zinc, Total | 36.1 | | mg/kg | 4.12 | 0.241 | 2 | 02/01/23 17:10 | 02/04/23 10:13 | EPA 3050B | 1,6010D | MRC |

**Project Name:** NORTH MAIN STREET SITE **Lab Number:** L2305048

**Project Number:** 12814:3 **Report Date:** 02/20/23

**SAMPLE RESULTS**

Lab ID: L2305048-08 Date Collected: 01/30/23 09:45

Client ID: DUP-SO-20230130 Date Received: 01/30/23

Sample Location: 128-156 NORTH MAIN ST. PORT CHESTER NY Field Prep: Not Specified

Sample Depth:

Matrix: Soil

Percent Solids: 91%

| Parameter | Result | Qualifier | Units | RL | MDL | Dilution Factor | Date Prepared | Date Analyzed | Prep Method | Analytical Method | Analyst |
|---|---|---|---|---|---|---|---|---|---|---|---|
| **Total Metals - Mansfield Lab** | | | | | | | | | | | |
| Aluminum, Total | 6700 | | mg/kg | 8.31 | 2.24 | 2 | 02/01/23 17:10 | 02/04/23 10:16 | EPA 3050B | 1,6010D | MRC |
| Antimony, Total | 0.491 | J | mg/kg | 4.15 | 0.316 | 2 | 02/01/23 17:10 | 02/04/23 10:16 | EPA 3050B | 1,6010D | MRC |
| Arsenic, Total | 1.52 | | mg/kg | 0.831 | 0.173 | 2 | 02/01/23 17:10 | 02/04/23 10:16 | EPA 3050B | 1,6010D | MRC |
| Barium, Total | 37.6 | | mg/kg | 0.831 | 0.144 | 2 | 02/01/23 17:10 | 02/04/23 10:16 | EPA 3050B | 1,6010D | MRC |
| Beryllium, Total | 0.216 | J | mg/kg | 0.415 | 0.027 | 2 | 02/01/23 17:10 | 02/04/23 10:16 | EPA 3050B | 1,6010D | MRC |
| Cadmium, Total | ND | | mg/kg | 0.831 | 0.081 | 2 | 02/01/23 17:10 | 02/04/23 10:16 | EPA 3050B | 1,6010D | MRC |
| Calcium, Total | 11900 | | mg/kg | 8.31 | 2.91 | 2 | 02/01/23 17:10 | 02/04/23 10:16 | EPA 3050B | 1,6010D | MRC |
| Chromium, Total | 10.3 | | mg/kg | 0.831 | 0.080 | 2 | 02/01/23 17:10 | 02/04/23 10:16 | EPA 3050B | 1,6010D | MRC |
| Cobalt, Total | 5.77 | | mg/kg | 1.66 | 0.138 | 2 | 02/01/23 17:10 | 02/04/23 10:16 | EPA 3050B | 1,6010D | MRC |
| Copper, Total | 16.8 | | mg/kg | 0.831 | 0.214 | 2 | 02/01/23 17:10 | 02/04/23 10:16 | EPA 3050B | 1,6010D | MRC |
| Iron, Total | 12200 | | mg/kg | 4.15 | 0.750 | 2 | 02/01/23 17:10 | 02/04/23 10:16 | EPA 3050B | 1,6010D | MRC |
| Lead, Total | 5.22 | | mg/kg | 4.15 | 0.223 | 2 | 02/01/23 17:10 | 02/04/23 10:16 | EPA 3050B | 1,6010D | MRC |
| Magnesium, Total | 8750 | | mg/kg | 8.31 | 1.28 | 2 | 02/01/23 17:10 | 02/04/23 10:16 | EPA 3050B | 1,6010D | MRC |
| Manganese, Total | 176 | | mg/kg | 0.831 | 0.132 | 2 | 02/01/23 17:10 | 02/04/23 10:16 | EPA 3050B | 1,6010D | MRC |
| Mercury, Total | ND | | mg/kg | 0.069 | 0.045 | 1 | 02/01/23 17:45 | 02/06/23 13:44 | EPA 7471B | 1,7471B | ZNK |
| Nickel, Total | 14.7 | | mg/kg | 2.08 | 0.201 | 2 | 02/01/23 17:10 | 02/04/23 10:16 | EPA 3050B | 1,6010D | MRC |
| Potassium, Total | 1190 | | mg/kg | 208 | 12.0 | 2 | 02/01/23 17:10 | 02/04/23 10:16 | EPA 3050B | 1,6010D | MRC |
| Selenium, Total | ND | | mg/kg | 1.66 | 0.214 | 2 | 02/01/23 17:10 | 02/04/23 10:16 | EPA 3050B | 1,6010D | MRC |
| Silver, Total | ND | | mg/kg | 0.415 | 0.235 | 2 | 02/01/23 17:10 | 02/04/23 10:16 | EPA 3050B | 1,6010D | MRC |
| Sodium, Total | 99.2 | J | mg/kg | 166 | 2.62 | 2 | 02/01/23 17:10 | 02/04/23 10:16 | EPA 3050B | 1,6010D | MRC |
| Thallium, Total | 0.278 | J | mg/kg | 1.66 | 0.262 | 2 | 02/01/23 17:10 | 02/04/23 10:16 | EPA 3050B | 1,6010D | MRC |
| Vanadium, Total | 23.6 | | mg/kg | 0.831 | 0.169 | 2 | 02/01/23 17:10 | 02/04/23 10:16 | EPA 3050B | 1,6010D | MRC |
| Zinc, Total | 32.2 | | mg/kg | 4.15 | 0.243 | 2 | 02/01/23 17:10 | 02/04/23 10:16 | EPA 3050B | 1,6010D | MRC |

**Project Name:** NORTH MAIN STREET SITE **Lab Number:** L2305048

**Project Number:** 12814:3 **Report Date:** 02/20/23

**SAMPLE RESULTS**

Lab ID: L2305048-09 Date Collected: 01/30/23 14:00

Client ID: TWP-205 Date Received: 01/30/23

Sample Location: 128-156 NORTH MAIN ST. PORT CHESTER NY Field Prep: Not Specified

Sample Depth:

Matrix: Water

| Parameter | Result | Qualifier | Units | RL | MDL | Dilution Factor | Date Prepared | Date Analyzed | Prep Method | Analytical Method | Analyst |
|---|---|---|---|---|---|---|---|---|---|---|---|
| **Total Metals - Mansfield Lab** | | | | | | | | | | | |
| Aluminum, Total | 52.6 | | mg/l | 0.0100 | 0.00327 | 1 | 02/01/23 11:54 | 02/01/23 18:25 | EPA 3005A | 1,6020B | NTB |
| Antimony, Total | 0.00105 | J | mg/l | 0.00400 | 0.00042 | 1 | 02/01/23 11:54 | 02/01/23 18:25 | EPA 3005A | 1,6020B | NTB |
| Arsenic, Total | 0.02995 | | mg/l | 0.00050 | 0.00016 | 1 | 02/01/23 11:54 | 02/01/23 18:25 | EPA 3005A | 1,6020B | NTB |
| Barium, Total | 1.011 | | mg/l | 0.00100 | 0.00017 | 1 | 02/01/23 11:54 | 02/01/23 18:25 | EPA 3005A | 1,6020B | NTB |
| Beryllium, Total | 0.00589 | | mg/l | 0.00050 | 0.00010 | 1 | 02/01/23 11:54 | 02/01/23 18:25 | EPA 3005A | 1,6020B | NTB |
| Cadmium, Total | 0.00223 | | mg/l | 0.00020 | 0.00005 | 1 | 02/01/23 11:54 | 02/01/23 18:25 | EPA 3005A | 1,6020B | NTB |
| Calcium, Total | 78.6 | | mg/l | 0.100 | 0.0394 | 1 | 02/01/23 11:54 | 02/01/23 18:25 | EPA 3005A | 1,6020B | NTB |
| Chromium, Total | 0.07404 | | mg/l | 0.00100 | 0.00017 | 1 | 02/01/23 11:54 | 02/01/23 18:25 | EPA 3005A | 1,6020B | NTB |
| Cobalt, Total | 0.09983 | | mg/l | 0.00050 | 0.00016 | 1 | 02/01/23 11:54 | 02/01/23 18:25 | EPA 3005A | 1,6020B | NTB |
| Copper, Total | 0.2646 | | mg/l | 0.00100 | 0.00038 | 1 | 02/01/23 11:54 | 02/01/23 18:25 | EPA 3005A | 1,6020B | NTB |
| Iron, Total | 38.4 | | mg/l | 0.0500 | 0.0191 | 1 | 02/01/23 11:54 | 02/01/23 18:25 | EPA 3005A | 1,6020B | NTB |
| Lead, Total | 0.4257 | | mg/l | 0.00100 | 0.00034 | 1 | 02/01/23 11:54 | 02/01/23 18:25 | EPA 3005A | 1,6020B | NTB |
| Magnesium, Total | 28.9 | | mg/l | 0.0700 | 0.0242 | 1 | 02/01/23 11:54 | 02/01/23 18:25 | EPA 3005A | 1,6020B | NTB |
| Manganese, Total | 5.747 | | mg/l | 0.00100 | 0.00044 | 1 | 02/01/23 11:54 | 02/01/23 18:25 | EPA 3005A | 1,6020B | NTB |
| Mercury, Total | ND | | mg/l | 0.00020 | 0.00009 | 1 | 02/02/23 07:48 | 02/03/23 19:09 | EPA 7470A | 1,7470A | DMB |
| Nickel, Total | 0.08948 | | mg/l | 0.00200 | 0.00055 | 1 | 02/01/23 11:54 | 02/01/23 18:25 | EPA 3005A | 1,6020B | NTB |
| Potassium, Total | 15.5 | | mg/l | 0.100 | 0.0309 | 1 | 02/01/23 11:54 | 02/01/23 18:25 | EPA 3005A | 1,6020B | NTB |
| Selenium, Total | 0.101 | | mg/l | 0.00500 | 0.00173 | 1 | 02/01/23 11:54 | 02/01/23 18:25 | EPA 3005A | 1,6020B | NTB |
| Silver, Total | ND | | mg/l | 0.00040 | 0.00016 | 1 | 02/01/23 11:54 | 02/01/23 18:25 | EPA 3005A | 1,6020B | NTB |
| Sodium, Total | 111. | | mg/l | 0.100 | 0.0293 | 1 | 02/01/23 11:54 | 02/01/23 18:25 | EPA 3005A | 1,6020B | NTB |
| Thallium, Total | 0.00113 | J | mg/l | 0.00200 | 0.00014 | 1 | 02/01/23 11:54 | 02/01/23 18:25 | EPA 3005A | 1,6020B | NTB |
| Vanadium, Total | 0.08991 | | mg/l | 0.00500 | 0.00157 | 1 | 02/01/23 11:54 | 02/01/23 18:25 | EPA 3005A | 1,6020B | NTB |
| Zinc, Total | 0.2324 | | mg/l | 0.01000 | 0.00341 | 1 | 02/01/23 11:54 | 02/01/23 18:25 | EPA 3005A | 1,6020B | NTB |

**Project Name:** NORTH MAIN STREET SITE **Lab Number:** L2305048

**Project Number:** 12814:3 **Report Date:** 02/20/23

# Method Blank Analysis
# Batch Quality Control

| Parameter | Result | Qualifier | Units | RL | MDL | Dilution Factor | Date Prepared | Date Analyzed | Analytical Method | Analyst |
|---|---|---|---|---|---|---|---|---|---|---|
| Total Metals - Mansfield Lab for sample(s): 01-08 Batch: WG1739262-1 | | | | | | | | | | |
| Aluminum, Total | ND | | mg/kg | 4.00 | 1.08 | 1 | 02/01/23 17:10 | 02/02/23 20:23 | 1,6010D | MRC |
| Antimony, Total | ND | | mg/kg | 2.00 | 0.152 | 1 | 02/01/23 17:10 | 02/02/23 20:23 | 1,6010D | MRC |
| Arsenic, Total | ND | | mg/kg | 0.400 | 0.083 | 1 | 02/01/23 17:10 | 02/02/23 20:23 | 1,6010D | MRC |
| Barium, Total | ND | | mg/kg | 0.400 | 0.070 | 1 | 02/01/23 17:10 | 02/02/23 20:23 | 1,6010D | MRC |
| Beryllium, Total | ND | | mg/kg | 0.200 | 0.013 | 1 | 02/01/23 17:10 | 02/02/23 20:23 | 1,6010D | MRC |
| Cadmium, Total | ND | | mg/kg | 0.400 | 0.039 | 1 | 02/01/23 17:10 | 02/02/23 20:23 | 1,6010D | MRC |
| Calcium, Total | ND | | mg/kg | 4.00 | 1.40 | 1 | 02/01/23 17:10 | 02/02/23 20:23 | 1,6010D | MRC |
| Chromium, Total | ND | | mg/kg | 0.400 | 0.038 | 1 | 02/01/23 17:10 | 02/02/23 20:23 | 1,6010D | MRC |
| Cobalt, Total | ND | | mg/kg | 0.800 | 0.066 | 1 | 02/01/23 17:10 | 02/02/23 20:23 | 1,6010D | MRC |
| Copper, Total | ND | | mg/kg | 0.400 | 0.103 | 1 | 02/01/23 17:10 | 02/02/23 20:23 | 1,6010D | MRC |
| Iron, Total | ND | | mg/kg | 2.00 | 0.361 | 1 | 02/01/23 17:10 | 02/02/23 20:23 | 1,6010D | MRC |
| Lead, Total | ND | | mg/kg | 2.00 | 0.107 | 1 | 02/01/23 17:10 | 02/02/23 20:23 | 1,6010D | MRC |
| Magnesium, Total | ND | | mg/kg | 4.00 | 0.616 | 1 | 02/01/23 17:10 | 02/02/23 20:23 | 1,6010D | MRC |
| Manganese, Total | ND | | mg/kg | 0.400 | 0.064 | 1 | 02/01/23 17:10 | 02/02/23 20:23 | 1,6010D | MRC |
| Nickel, Total | ND | | mg/kg | 1.00 | 0.097 | 1 | 02/01/23 17:10 | 02/02/23 20:23 | 1,6010D | MRC |
| Potassium, Total | ND | | mg/kg | 100 | 5.76 | 1 | 02/01/23 17:10 | 02/02/23 20:23 | 1,6010D | MRC |
| Selenium, Total | ND | | mg/kg | 0.800 | 0.103 | 1 | 02/01/23 17:10 | 02/02/23 20:23 | 1,6010D | MRC |
| Silver, Total | ND | | mg/kg | 0.200 | 0.113 | 1 | 02/01/23 17:10 | 02/02/23 20:23 | 1,6010D | MRC |
| Sodium, Total | 13.4 | J | mg/kg | 80.0 | 1.26 | 1 | 02/01/23 17:10 | 02/02/23 20:23 | 1,6010D | MRC |
| Thallium, Total | ND | | mg/kg | 0.800 | 0.126 | 1 | 02/01/23 17:10 | 02/02/23 20:23 | 1,6010D | MRC |
| Vanadium, Total | ND | | mg/kg | 0.400 | 0.081 | 1 | 02/01/23 17:10 | 02/02/23 20:23 | 1,6010D | MRC |
| Zinc, Total | ND | | mg/kg | 2.00 | 0.117 | 1 | 02/01/23 17:10 | 02/02/23 20:23 | 1,6010D | MRC |

**Prep Information**

Digestion Method: EPA 3050B

| Parameter | Result | Qualifier | Units | RL | MDL | Dilution Factor | Date Prepared | Date Analyzed | Analytical Method | Analyst |
|---|---|---|---|---|---|---|---|---|---|---|
| Total Metals - Mansfield Lab for sample(s): 01-08 Batch: WG1739264-1 | | | | | | | | | | |
| Mercury, Total | ND | | mg/kg | 0.083 | 0.054 | 1 | 02/01/23 17:45 | 02/03/23 08:23 | 1,7471B | DMB |

**Project Name:** NORTH MAIN STREET SITE **Lab Number:** L2305048

**Project Number:** 12814:3 **Report Date:** 02/20/23

# Method Blank Analysis
# Batch Quality Control

**Prep Information**

Digestion Method: EPA 7471B

| Parameter | Result | Qualifier | Units | RL | MDL | Dilution Factor | Date Prepared | Date Analyzed | Analytical Method | Analyst |
|---|---|---|---|---|---|---|---|---|---|---|
| Total Metals - Mansfield Lab for sample(s): 09 Batch: WG1739627-1 | | | | | | | | | | |
| Aluminum, Total | ND | | mg/l | 0.0100 | 0.00327 | 1 | 02/01/23 11:54 | 02/01/23 17:56 | 1,6020B | NTB |
| Antimony, Total | 0.00085 | J | mg/l | 0.00400 | 0.00042 | 1 | 02/01/23 11:54 | 02/01/23 17:56 | 1,6020B | NTB |
| Arsenic, Total | ND | | mg/l | 0.00050 | 0.00016 | 1 | 02/01/23 11:54 | 02/01/23 17:56 | 1,6020B | NTB |
| Barium, Total | ND | | mg/l | 0.00100 | 0.00017 | 1 | 02/01/23 11:54 | 02/01/23 17:56 | 1,6020B | NTB |
| Beryllium, Total | ND | | mg/l | 0.00050 | 0.00010 | 1 | 02/01/23 11:54 | 02/01/23 17:56 | 1,6020B | NTB |
| Cadmium, Total | ND | | mg/l | 0.00020 | 0.00005 | 1 | 02/01/23 11:54 | 02/01/23 17:56 | 1,6020B | NTB |
| Calcium, Total | ND | | mg/l | 0.100 | 0.0394 | 1 | 02/01/23 11:54 | 02/01/23 17:56 | 1,6020B | NTB |
| Chromium, Total | ND | | mg/l | 0.00100 | 0.00017 | 1 | 02/01/23 11:54 | 02/01/23 17:56 | 1,6020B | NTB |
| Cobalt, Total | ND | | mg/l | 0.00050 | 0.00016 | 1 | 02/01/23 11:54 | 02/01/23 17:56 | 1,6020B | NTB |
| Copper, Total | ND | | mg/l | 0.00100 | 0.00038 | 1 | 02/01/23 11:54 | 02/01/23 17:56 | 1,6020B | NTB |
| Iron, Total | ND | | mg/l | 0.0500 | 0.0191 | 1 | 02/01/23 11:54 | 02/01/23 17:56 | 1,6020B | NTB |
| Lead, Total | ND | | mg/l | 0.00100 | 0.00034 | 1 | 02/01/23 11:54 | 02/01/23 17:56 | 1,6020B | NTB |
| Magnesium, Total | ND | | mg/l | 0.0700 | 0.0242 | 1 | 02/01/23 11:54 | 02/01/23 17:56 | 1,6020B | NTB |
| Manganese, Total | ND | | mg/l | 0.00100 | 0.00044 | 1 | 02/01/23 11:54 | 02/01/23 17:56 | 1,6020B | NTB |
| Nickel, Total | ND | | mg/l | 0.00200 | 0.00055 | 1 | 02/01/23 11:54 | 02/01/23 17:56 | 1,6020B | NTB |
| Potassium, Total | ND | | mg/l | 0.100 | 0.0309 | 1 | 02/01/23 11:54 | 02/01/23 17:56 | 1,6020B | NTB |
| Selenium, Total | ND | | mg/l | 0.00500 | 0.00173 | 1 | 02/01/23 11:54 | 02/01/23 17:56 | 1,6020B | NTB |
| Silver, Total | ND | | mg/l | 0.00040 | 0.00016 | 1 | 02/01/23 11:54 | 02/01/23 17:56 | 1,6020B | NTB |
| Sodium, Total | 0.0324 | J | mg/l | 0.100 | 0.0293 | 1 | 02/01/23 11:54 | 02/01/23 17:56 | 1,6020B | NTB |
| Thallium, Total | 0.00022 | J | mg/l | 0.00200 | 0.00014 | 1 | 02/01/23 11:54 | 02/01/23 17:56 | 1,6020B | NTB |
| Vanadium, Total | ND | | mg/l | 0.00500 | 0.00157 | 1 | 02/01/23 11:54 | 02/01/23 17:56 | 1,6020B | NTB |
| Zinc, Total | ND | | mg/l | 0.01000 | 0.00341 | 1 | 02/01/23 11:54 | 02/01/23 17:56 | 1,6020B | NTB |

**Prep Information**

Digestion Method: EPA 3005A

**Project Name:** NORTH MAIN STREET SITE **Lab Number:** L2305048

**Project Number:** 12814:3 **Report Date:** 02/20/23

# Method Blank Analysis
# Batch Quality Control

| Parameter | Result | Qualifier | Units | RL | MDL | Dilution Factor | Date Prepared | Date Analyzed | Analytical Method | Analyst |
|---|---|---|---|---|---|---|---|---|---|---|
| Total Metals - Mansfield Lab for sample(s): 09 Batch: WG1739988-1 | | | | | | | | | | |
| Mercury, Total | ND | | mg/l | 0.00020 | 0.00009 | 1 | 02/02/23 07:48 | 02/03/23 18:56 | 1,7470A | DMB |

**Prep Information**

Digestion Method: EPA 7470A

# Lab Control Sample Analysis
## Batch Quality Control

**Project Name:** NORTH MAIN STREET SITE
**Project Number:** 12814:3

**Lab Number:** L2305048
**Report Date:** 02/20/23

| Parameter | LCS %Recovery | Qual | LCSD %Recovery | Qual | %Recovery Limits | RPD | Qual | RPD Limits |
|---|---|---|---|---|---|---|---|---|
| Total Metals - Mansfield Lab Associated sample(s): 01-08 Batch: WG1739262-2 SRM Lot Number: D116-540 | | | | | | | | |
| Aluminum, Total | 76 | | - | | 45-155 | - | | |
| Antimony, Total | 184 | | - | | 2-205 | - | | |
| Arsenic, Total | 104 | | - | | 82-119 | - | | |
| Barium, Total | 89 | | - | | 82-118 | - | | |
| Beryllium, Total | 98 | | - | | 82-118 | - | | |
| Cadmium, Total | 98 | | - | | 82-118 | - | | |
| Calcium, Total | 90 | | - | | 81-119 | - | | |
| Chromium, Total | 95 | | - | | 81-118 | - | | |
| Cobalt, Total | 93 | | - | | 83-117 | - | | |
| Copper, Total | 96 | | - | | 83-117 | - | | |
| Iron, Total | 98 | | - | | 58-142 | - | | |
| Lead, Total | 98 | | - | | 83-117 | - | | |
| Magnesium, Total | 86 | | - | | 75-125 | - | | |
| Manganese, Total | 93 | | - | | 82-118 | - | | |
| Nickel, Total | 96 | | - | | 82-118 | - | | |
| Potassium, Total | 86 | | - | | 68-131 | - | | |
| Selenium, Total | 101 | | - | | 78-122 | - | | |
| Silver, Total | 96 | | - | | 79-121 | - | | |
| Sodium, Total | 92 | | - | | 71-130 | - | | |
| Thallium, Total | 99 | | - | | 80-120 | - | | |
| Vanadium, Total | 98 | | - | | 78-122 | - | | |

# Lab Control Sample Analysis
## Batch Quality Control

**Project Name:** NORTH MAIN STREET SITE
**Project Number:** 12814:3
**Lab Number:** L2305048
**Report Date:** 02/20/23

| Parameter | LCS %Recovery | LCSD %Recovery | %Recovery Limits | RPD | RPD Limits |
|---|---|---|---|---|---|
| Total Metals - Mansfield Lab Associated sample(s): 01-08 Batch: WG1739262-2 SRM Lot Number: D116-540 | | | | | |
| Zinc, Total | 98 | - | 80-120 | - | |
| Total Metals - Mansfield Lab Associated sample(s): 01-08 Batch: WG1739264-2 SRM Lot Number: D116-540 | | | | | |
| Mercury, Total | 93 | - | 58-142 | - | |

# Lab Control Sample Analysis
## Batch Quality Control

**Project Name:** NORTH MAIN STREET SITE
**Project Number:** 12814:3
**Lab Number:** L2305048
**Report Date:** 02/20/23

| Parameter | LCS %Recovery | LCSD %Recovery | %Recovery Limits | RPD | RPD Limits |
|---|---|---|---|---|---|
| Total Metals - Mansfield Lab Associated sample(s): 09 Batch: WG1739627-2 | | | | | |
| Aluminum, Total | 103 | - | 80-120 | - | |
| Antimony, Total | 89 | - | 80-120 | - | |
| Arsenic, Total | 102 | - | 80-120 | - | |
| Barium, Total | 98 | - | 80-120 | - | |
| Beryllium, Total | 109 | - | 80-120 | - | |
| Cadmium, Total | 102 | - | 80-120 | - | |
| Calcium, Total | 103 | - | 80-120 | - | |
| Chromium, Total | 99 | - | 80-120 | - | |
| Cobalt, Total | 97 | - | 80-120 | - | |
| Copper, Total | 97 | - | 80-120 | - | |
| Iron, Total | 100 | - | 80-120 | - | |
| Lead, Total | 98 | - | 80-120 | - | |
| Magnesium, Total | 104 | - | 80-120 | - | |
| Manganese, Total | 103 | - | 80-120 | - | |
| Nickel, Total | 96 | - | 80-120 | - | |
| Potassium, Total | 102 | - | 80-120 | - | |
| Selenium, Total | 106 | - | 80-120 | - | |
| Silver, Total | 97 | - | 80-120 | - | |
| Sodium, Total | 106 | - | 80-120 | - | |
| Thallium, Total | 101 | - | 80-120 | - | |
| Vanadium, Total | 98 | - | 80-120 | - | |

# Lab Control Sample Analysis
## Batch Quality Control

**Project Name:** NORTH MAIN STREET SITE
**Project Number:** 12814:3
**Lab Number:** L2305048
**Report Date:** 02/20/23

| Parameter | LCS %Recovery | LCSD %Recovery | %Recovery Limits | RPD | RPD Limits |
|---|---|---|---|---|---|
| Total Metals - Mansfield Lab Associated sample(s): 09 Batch: WG1739627-2 | | | | | |
| Zinc, Total | 97 | - | 80-120 | - | |
| Total Metals - Mansfield Lab Associated sample(s): 09 Batch: WG1739988-2 | | | | | |
| Mercury, Total | 84 | - | 80-120 | - | |

# Matrix Spike Analysis
## Batch Quality Control

**Project Name:** NORTH MAIN STREET SITE
**Project Number:** 12814:3
**Lab Number:** L2305048
**Report Date:** 02/20/23

| Parameter | Native Sample | MS Added | MS Found | MS %Recovery | Qual | MSD Found | MSD %Recovery | Qual | Recovery Limits | RPD | Qual | RPD Limits |
|---|---|---|---|---|---|---|---|---|---|---|---|---|
| Total Metals - Mansfield Lab Associated sample(s): 01-08 QC Batch ID: WG1739262-3 QC Sample: L2304081-06 Client ID: MS Sample | | | | | | | | | | | | |
| Aluminum, Total | 6090 | 188 | 5740 | **0** | Q | - | - | | 75-125 | - | | 20 |
| Antimony, Total | 0.796J | 47 | 46.3 | 99 | | - | - | | 75-125 | - | | 20 |
| Arsenic, Total | 4.41 | 11.3 | 16.1 | 104 | | - | - | | 75-125 | - | | 20 |
| Barium, Total | 29.0 | 188 | 203 | 93 | | - | - | | 75-125 | - | | 20 |
| Beryllium, Total | 0.272J | 4.7 | 4.87 | 104 | | - | - | | 75-125 | - | | 20 |
| Cadmium, Total | 0.234J | 4.98 | 4.99 | 100 | | - | - | | 75-125 | - | | 20 |
| Calcium, Total | 451 | 939 | 1300 | 90 | | - | - | | 75-125 | - | | 20 |
| Chromium, Total | 8.83 | 18.8 | 27.2 | 98 | | - | - | | 75-125 | - | | 20 |
| Cobalt, Total | 3.16 | 47 | 46.7 | 93 | | - | - | | 75-125 | - | | 20 |
| Copper, Total | 18.3 | 23.5 | 41.7 | 100 | | - | - | | 75-125 | - | | 20 |
| Iron, Total | 11200 | 93.9 | 9660 | **0** | Q | - | - | | 75-125 | - | | 20 |
| Lead, Total | 23.8 | 49.8 | 69.8 | 92 | | - | - | | 75-125 | - | | 20 |
| Magnesium, Total | 1170 | 939 | 1890 | 77 | | - | - | | 75-125 | - | | 20 |
| Manganese, Total | 83.7 | 47 | 128 | 94 | | - | - | | 75-125 | - | | 20 |
| Nickel, Total | 7.84 | 47 | 50.4 | 91 | | - | - | | 75-125 | - | | 20 |
| Potassium, Total | 310 | 939 | 1140 | 88 | | - | - | | 75-125 | - | | 20 |
| Selenium, Total | 0.311J | 11.3 | 11.5 | 102 | | - | - | | 75-125 | - | | 20 |
| Silver, Total | ND | 28.2 | 26.3 | 93 | | - | - | | 75-125 | - | | 20 |
| Sodium, Total | 142J | 939 | 1030 | 110 | | - | - | | 75-125 | - | | 20 |
| Thallium, Total | ND | 11.3 | 10.6 | 94 | | - | - | | 75-125 | - | | 20 |
| Vanadium, Total | 11.4 | 47 | 55.6 | 94 | | - | - | | 75-125 | - | | 20 |

# Matrix Spike Analysis
## Batch Quality Control

**Project Name:** NORTH MAIN STREET SITE
**Project Number:** 12814:3
**Lab Number:** L2305048
**Report Date:** 02/20/23

| Parameter | Native Sample | MS Added | MS Found | MS %Recovery | MSD Found | MSD %Recovery | Recovery Limits | RPD | RPD Limits |
|---|---|---|---|---|---|---|---|---|---|
| Total Metals - Mansfield Lab Associated sample(s): 01-08 QC Batch ID: WG1739262-3 QC Sample: L2304081-06 Client ID: MS Sample | | | | | | | | | |
| Zinc, Total | 47.8 | 47 | 97.8 | 106 | - | - | 75-125 | - | 20 |
| Total Metals - Mansfield Lab Associated sample(s): 01-08 QC Batch ID: WG1739264-3 QC Sample: L2305048-01 Client ID: SB-202 (0.5-1.5) | | | | | | | | | |
| Mercury, Total | 0.166 | 1.68 | 1.83 | 99 | - | - | 80-120 | - | 20 |

# Matrix Spike Analysis
## Batch Quality Control

**Project Name:** NORTH MAIN STREET SITE
**Project Number:** 12814:3
**Lab Number:** L2305048
**Report Date:** 02/20/23

| Parameter | Native Sample | MS Added | MS Found | MS %Recovery | | MSD Found | MSD %Recovery | | Recovery Limits | RPD | RPD Limits |
|---|---|---|---|---|---|---|---|---|---|---|---|
| Total Metals - Mansfield Lab Associated sample(s): 09 | QC Batch ID: WG1739627-3 | WG1739627-4 | QC Sample: L2305306-03 | Client ID: MS Sample | | | | | | | |
| Aluminum, Total | 0.186 | 2 | 2.26 | 104 | | 2.30 | 106 | | 75-125 | 2 | 20 |
| Antimony, Total | 0.00058J | 0.5 | 0.4330 | 87 | | 0.3975 | 80 | | 75-125 | 9 | 20 |
| Arsenic, Total | 0.00033J | 0.12 | 0.1187 | 99 | | 0.1186 | 99 | | 75-125 | 0 | 20 |
| Barium, Total | 0.08085 | 2 | 1.969 | 94 | | 2.056 | 99 | | 75-125 | 4 | 20 |
| Beryllium, Total | ND | 0.05 | 0.05669 | 113 | | 0.05684 | 114 | | 75-125 | 0 | 20 |
| Cadmium, Total | ND | 0.053 | 0.05195 | 98 | | 0.05334 | 101 | | 75-125 | 3 | 20 |
| Calcium, Total | 51.9 | 10 | 59.4 | 75 | | 61.3 | 94 | | 75-125 | 3 | 20 |
| Chromium, Total | 0.00048J | 0.2 | 0.1860 | 93 | | 0.1899 | 95 | | 75-125 | 2 | 20 |
| Cobalt, Total | 0.00048J | 0.5 | 0.4691 | 94 | | 0.4810 | 96 | | 75-125 | 3 | 20 |
| Copper, Total | 0.00084J | 0.25 | 0.2354 | 94 | | 0.2420 | 97 | | 75-125 | 3 | 20 |
| Iron, Total | 0.387 | 1 | 1.24 | 85 | | 1.32 | 93 | | 75-125 | 6 | 20 |
| Lead, Total | 0.00056J | 0.53 | 0.5313 | 100 | | 0.5404 | 102 | | 75-125 | 2 | 20 |
| Magnesium, Total | 7.07 | 10 | 17.4 | 103 | | 16.8 | 97 | | 75-125 | 4 | 20 |
| Manganese, Total | 0.1008 | 0.5 | 0.5804 | 96 | | 0.6085 | 102 | | 75-125 | 5 | 20 |
| Nickel, Total | 0.00114J | 0.5 | 0.4700 | 94 | | 0.4766 | 95 | | 75-125 | 1 | 20 |
| Potassium, Total | 5.23 | 10 | 14.8 | 96 | | 16.0 | 108 | | 75-125 | 8 | 20 |
| Selenium, Total | 0.00177J | 0.12 | 0.121 | 101 | | 0.123 | 102 | | 75-125 | 2 | 20 |
| Silver, Total | ND | 0.05 | 0.04776 | 96 | | 0.04851 | 97 | | 75-125 | 2 | 20 |
| Sodium, Total | 126. | 10 | 111 | **0** | Q | 109 | **0** | Q | 75-125 | 2 | 20 |
| Thallium, Total | 0.00023J | 0.12 | 0.1248 | 104 | | 0.1245 | 104 | | 75-125 | 0 | 20 |
| Vanadium, Total | ND | 0.5 | 0.4750 | 95 | | 0.4679 | 94 | | 75-125 | 2 | 20 |

# Matrix Spike Analysis
## Batch Quality Control

**Project Name:** NORTH MAIN STREET SITE
**Project Number:** 12814:3
**Lab Number:** L2305048
**Report Date:** 02/20/23

| Parameter | Native Sample | MS Added | MS Found | MS %Recovery | MSD Found | MSD %Recovery | Recovery Limits | RPD | RPD Limits |
|---|---|---|---|---|---|---|---|---|---|
| Total Metals - Mansfield Lab Associated sample(s): 09 QC Batch ID: WG1739627-3 WG1739627-4 QC Sample: L2305306-03 Client ID: MS Sample | | | | | | | | | |
| Zinc, Total | ND | 0.5 | 0.4678 | 94 | 0.4818 | 96 | 75-125 | 3 | 20 |
| Total Metals - Mansfield Lab Associated sample(s): 09 QC Batch ID: WG1739988-3 QC Sample: L2305048-09 Client ID: TWP-205 | | | | | | | | | |
| Mercury, Total | ND | 0.005 | 0.00514 | 103 | - | - | 75-125 | - | 20 |

# Lab Duplicate Analysis

***Batch Quality Control***

**Project Name:** NORTH MAIN STREET SITE

**Project Number:** 12814:3

***Lab Number:*** L2305048

***Report Date:*** 02/20/23

| Parameter | Native Sample | Duplicate Sample | Units | RPD | Qual | RPD Limits |
|---|---|---|---|---|---|---|
| Total Metals - Mansfield Lab Associated sample(s): 01-08 QC Batch ID: WG1739262-4 QC Sample: L2304081-06 Client ID: DUP Sample | | | | | | |
| Aluminum, Total | 6090 | 5930 | mg/kg | 3 | | 20 |
| Antimony, Total | 0.796J | 0.682J | mg/kg | NC | | 20 |
| Arsenic, Total | 4.41 | 4.67 | mg/kg | 6 | | 20 |
| Barium, Total | 29.0 | 28.4 | mg/kg | 2 | | 20 |
| Beryllium, Total | 0.272J | 0.269J | mg/kg | NC | | 20 |
| Cadmium, Total | 0.234J | 0.232J | mg/kg | NC | | 20 |
| Calcium, Total | 451 | 471 | mg/kg | 4 | | 20 |
| Chromium, Total | 8.83 | 8.78 | mg/kg | 1 | | 20 |
| Cobalt, Total | 3.16 | 3.34 | mg/kg | 6 | | 20 |
| Copper, Total | 18.3 | 23.4 | mg/kg | **24** | Q | 20 |
| Iron, Total | 11200 | 11300 | mg/kg | 1 | | 20 |
| Lead, Total | 23.8 | 26.1 | mg/kg | 9 | | 20 |
| Magnesium, Total | 1170 | 1200 | mg/kg | 3 | | 20 |
| Manganese, Total | 83.7 | 87.5 | mg/kg | 4 | | 20 |
| Nickel, Total | 7.84 | 7.68 | mg/kg | 2 | | 20 |
| Potassium, Total | 310 | 307 | mg/kg | 1 | | 20 |
| Selenium, Total | 0.311J | 0.261J | mg/kg | NC | | 20 |
| Silver, Total | ND | ND | mg/kg | NC | | 20 |
| Sodium, Total | 142J | 151J | mg/kg | NC | | 20 |

# Lab Duplicate Analysis

***Batch Quality Control***

**Project Name:** NORTH MAIN STREET SITE

**Project Number:** 12814:3

***Lab Number:*** L2305048

***Report Date:*** 02/20/23

| Parameter | Native Sample | Duplicate Sample | Units | RPD | | RPD Limits |
|---|---|---|---|---|---|---|
| Total Metals - Mansfield Lab Associated sample(s): 01-08 QC Batch ID: WG1739262-4 QC Sample: L2304081-06 Client ID: DUP Sample | | | | | | |
| Thallium, Total | ND | ND | mg/kg | NC | | 20 |
| Vanadium, Total | 11.4 | 11.1 | mg/kg | 3 | | 20 |
| Zinc, Total | 47.8 | 51.3 | mg/kg | 7 | | 20 |
| Total Metals - Mansfield Lab Associated sample(s): 01-08 QC Batch ID: WG1739264-4 QC Sample: L2305048-01 Client ID: SB-202 (0.5-1.5) | | | | | | |
| Mercury, Total | 0.166 | 0.114 | mg/kg | **37** | Q | 20 |
| Total Metals - Mansfield Lab Associated sample(s): 09 QC Batch ID: WG1739988-4 QC Sample: L2305048-09 Client ID: TWP-205 | | | | | | |
| Mercury, Total | ND | ND | mg/l | NC | | 20 |

**Project Name:** NORTH MAIN STREET SITE
**Project Number:** 12814:3

# Lab Serial Dilution Analysis
**Batch Quality Control**

**Lab Number:** L2305048
**Report Date:** 02/20/23

| Parameter | Native Sample | Serial Dilution | Units | % D | Qual | RPD Limits |
|---|---|---|---|---|---|---|
| Total Metals - Mansfield Lab Associated sample(s): 01-08 QC Batch ID: WG1739262-6 QC Sample: L2304081-06 Client ID: DUP Sample | | | | | | |
| Aluminum, Total | 6090 | 6010 | mg/kg | 1 | | 20 |
| Barium, Total | 29.0 | 28.4 | mg/kg | 2 | | 20 |
| Calcium, Total | 451 | 440 | mg/kg | 2 | | 20 |
| Iron, Total | 11200 | 11400 | mg/kg | 2 | | 20 |
| Magnesium, Total | 1170 | 1170 | mg/kg | 0 | | 20 |
| Manganese, Total | 83.7 | 81.7 | mg/kg | 2 | | 20 |
| Total Metals - Mansfield Lab Associated sample(s): 09 QC Batch ID: WG1739627-6 QC Sample: L2305306-03 Client ID: DUP Sample | | | | | | |
| Barium, Total | 0.08085 | 0.08170 | mg/l | 1 | | 20 |
| Calcium, Total | 51.9 | 51.6 | mg/l | 1 | | 20 |
| Magnesium, Total | 7.07 | 7.58 | mg/l | 7 | | 20 |
| Manganese, Total | 0.1008 | 0.1053 | mg/l | 4 | | 20 |
| Potassium, Total | 5.23 | 5.29 | mg/l | 1 | | 20 |
| Sodium, Total | 126. | 102. | mg/l | 19 | | 20 |

# INORGANICS
# &
# MISCELLANEOUS

**Project Name:** NORTH MAIN STREET SITE
**Project Number:** 12814:3
**Lab Number:** L2305048
**Report Date:** 02/20/23

## SAMPLE RESULTS

Lab ID: L2305048-01
Client ID: SB-202 (0.5-1.5)
Sample Location: 128-156 NORTH MAIN ST. PORT CHESTER NY

Date Collected: 01/30/23 12:40
Date Received: 01/30/23
Field Prep: Not Specified

Sample Depth:
Matrix: Soil

| Parameter | Result | Qualifier | Units | RL | MDL | Dilution Factor | Date Prepared | Date Analyzed | Analytical Method | Analyst |
|---|---|---|---|---|---|---|---|---|---|---|
| **General Chemistry - Westborough Lab** | | | | | | | | | | |
| Solids, Total | 83.3 | | % | 0.100 | NA | 1 | - | 01/31/23 11:59 | 121,2540G | ROI |
| Cyanide, Total | ND | | mg/kg | 1.1 | 0.24 | 1 | 02/02/23 20:45 | 02/03/23 10:51 | 1,9010C/9012B | JER |

**Project Name:** NORTH MAIN STREET SITE
**Project Number:** 12814:3
**Lab Number:** L2305048
**Report Date:** 02/20/23

## SAMPLE RESULTS

Lab ID: L2305048-02
Client ID: SB-203 (2-3)
Sample Location: 128-156 NORTH MAIN ST. PORT CHESTER NY

Date Collected: 01/30/23 13:30
Date Received: 01/30/23
Field Prep: Not Specified

Sample Depth:
Matrix: Soil

| Parameter | Result | Qualifier | Units | RL | MDL | Dilution Factor | Date Prepared | Date Analyzed | Analytical Method | Analyst |
|---|---|---|---|---|---|---|---|---|---|---|
| **General Chemistry - Westborough Lab** | | | | | | | | | | |
| Solids, Total | 91.2 | | % | 0.100 | NA | 1 | - | 01/31/23 11:59 | 121,2540G | ROI |
| Cyanide, Total | ND | | mg/kg | 1.0 | 0.22 | 1 | 02/02/23 20:45 | 02/03/23 10:59 | 1,9010C/9012B | JER |

**Project Name:** NORTH MAIN STREET SITE
**Project Number:** 12814:3
**Lab Number:** L2305048
**Report Date:** 02/20/23

## SAMPLE RESULTS

Lab ID: L2305048-03
Client ID: SB-211 (2-3)
Sample Location: 128-156 NORTH MAIN ST. PORT CHESTER NY

Date Collected: 01/30/23 09:00
Date Received: 01/30/23
Field Prep: Not Specified

Sample Depth:
Matrix: Soil

| Parameter | Result | Qualifier | Units | RL | MDL | Dilution Factor | Date Prepared | Date Analyzed | Analytical Method | Analyst |
|---|---|---|---|---|---|---|---|---|---|---|
| **General Chemistry - Westborough Lab** | | | | | | | | | | |
| Solids, Total | 82.4 | | % | 0.100 | NA | 1 | - | 01/31/23 11:59 | 121,2540G | ROI |
| Cyanide, Total | ND | | mg/kg | 1.2 | 0.25 | 1 | 02/02/23 20:45 | 02/03/23 11:04 | 1,9010C/9012B | JER |

**Project Name:** NORTH MAIN STREET SITE
**Project Number:** 12814:3
**Lab Number:** L2305048
**Report Date:** 02/20/23

## SAMPLE RESULTS

Lab ID: L2305048-04
Client ID: SB-212 (1.5-2.5)
Sample Location: 128-156 NORTH MAIN ST. PORT CHESTER NY

Date Collected: 01/30/23 09:30
Date Received: 01/30/23
Field Prep: Not Specified

Sample Depth:
Matrix: Soil

| Parameter | Result | Qualifier | Units | RL | MDL | Dilution Factor | Date Prepared | Date Analyzed | Analytical Method | Analyst |
|---|---|---|---|---|---|---|---|---|---|---|
| **General Chemistry - Westborough Lab** | | | | | | | | | | |
| Solids, Total | 75.2 | | % | 0.100 | NA | 1 | - | 01/31/23 11:59 | 121,2540G | ROI |
| Cyanide, Total | ND | | mg/kg | 1.3 | 0.28 | 1 | 02/02/23 20:45 | 02/03/23 11:05 | 1,9010C/9012B | JER |

**Project Name:** NORTH MAIN STREET SITE
**Project Number:** 12814:3
**Lab Number:** L2305048
**Report Date:** 02/20/23

## SAMPLE RESULTS

Lab ID: L2305048-05
Client ID: SB-213 (4.5-5.5)
Sample Location: 128-156 NORTH MAIN ST. PORT CHESTER NY

Date Collected: 01/30/23 08:00
Date Received: 01/30/23
Field Prep: Not Specified

Sample Depth:
Matrix: Soil

| Parameter | Result | Qualifier | Units | RL | MDL | Dilution Factor | Date Prepared | Date Analyzed | Analytical Method | Analyst |
|---|---|---|---|---|---|---|---|---|---|---|
| **General Chemistry - Westborough Lab** | | | | | | | | | | |
| Solids, Total | 90.1 | | % | 0.100 | NA | 1 | - | 01/31/23 11:59 | 121,2540G | ROI |
| Cyanide, Total | ND | | mg/kg | 1.1 | 0.23 | 1 | 02/02/23 20:45 | 02/03/23 11:06 | 1,9010C/9012B | JER |

**Project Name:** NORTH MAIN STREET SITE
**Project Number:** 12814:3
**Lab Number:** L2305048
**Report Date:** 02/20/23

## SAMPLE RESULTS

Lab ID: L2305048-06
Client ID: SB-214 (2.5-3.5)
Sample Location: 128-156 NORTH MAIN ST. PORT CHESTER NY

Date Collected: 01/30/23 10:15
Date Received: 01/30/23
Field Prep: Not Specified

Sample Depth:
Matrix: Soil

| Parameter | Result | Qualifier | Units | RL | MDL | Dilution Factor | Date Prepared | Date Analyzed | Analytical Method | Analyst |
|---|---|---|---|---|---|---|---|---|---|---|
| **General Chemistry - Westborough Lab** | | | | | | | | | | |
| Solids, Total | 91.8 | | % | 0.100 | NA | 1 | - | 01/31/23 11:59 | 121,2540G | ROI |
| Cyanide, Total | ND | | mg/kg | 1.1 | 0.23 | 1 | 02/02/23 20:45 | 02/03/23 11:07 | 1,9010C/9012B | JER |

**Project Name:** NORTH MAIN STREET SITE
**Project Number:** 12814:3
**Lab Number:** L2305048
**Report Date:** 02/20/23

## SAMPLE RESULTS

Lab ID: L2305048-07
Client ID: SB-215 (1-2)
Sample Location: 128-156 NORTH MAIN ST. PORT CHESTER NY

Date Collected: 01/30/23 10:45
Date Received: 01/30/23
Field Prep: Not Specified

Sample Depth:
Matrix: Soil

| Parameter | Result | Qualifier | Units | RL | MDL | Dilution Factor | Date Prepared | Date Analyzed | Analytical Method | Analyst |
|---|---|---|---|---|---|---|---|---|---|---|
| **General Chemistry - Westborough Lab** | | | | | | | | | | |
| Solids, Total | 92.2 | | % | 0.100 | NA | 1 | - | 01/31/23 11:59 | 121,2540G | ROI |
| Cyanide, Total | ND | | mg/kg | 0.99 | 0.21 | 1 | 02/02/23 20:45 | 02/03/23 11:08 | 1,9010C/9012B | JER |

**Project Name:** NORTH MAIN STREET SITE
**Project Number:** 12814:3
**Lab Number:** L2305048
**Report Date:** 02/20/23

## SAMPLE RESULTS

Lab ID: L2305048-08
Client ID: DUP-SO-20230130
Sample Location: 128-156 NORTH MAIN ST. PORT CHESTER NY
Date Collected: 01/30/23 09:45
Date Received: 01/30/23
Field Prep: Not Specified

Sample Depth:
Matrix: Soil

| Parameter | Result | Qualifier | Units | RL | MDL | Dilution Factor | Date Prepared | Date Analyzed | Analytical Method | Analyst |
|---|---|---|---|---|---|---|---|---|---|---|
| General Chemistry - Westborough Lab | | | | | | | | | | |
| Solids, Total | 90.9 | | % | 0.100 | NA | 1 | - | 01/31/23 11:59 | 121,2540G | ROI |
| Cyanide, Total | ND | | mg/kg | 1.0 | 0.22 | 1 | 02/02/23 20:45 | 02/03/23 11:09 | 1,9010C/9012B | JER |

**Project Name:** NORTH MAIN STREET SITE
**Project Number:** 12814:3
**Lab Number:** L2305048
**Report Date:** 02/20/23

## SAMPLE RESULTS

Lab ID: L2305048-09
Client ID: TWP-205
Sample Location: 128-156 NORTH MAIN ST. PORT CHESTER NY

Date Collected: 01/30/23 14:00
Date Received: 01/30/23
Field Prep: Not Specified

Sample Depth:
Matrix: Water

| Parameter | Result | Qualifier | Units | RL | MDL | Dilution Factor | Date Prepared | Date Analyzed | Analytical Method | Analyst |
|---|---|---|---|---|---|---|---|---|---|---|
| General Chemistry - Westborough Lab | | | | | | | | | | |
| Cyanide, Total | 0.002 | J | mg/l | 0.005 | 0.001 | 1 | 01/31/23 04:20 | 01/31/23 12:38 | 1,9010C/9012B | JER |

**Project Name:** NORTH MAIN STREET SITE **Lab Number:** L2305048

**Project Number:** 12814:3 **Report Date:** 02/20/23

# Method Blank Analysis
## Batch Quality Control

| Parameter | Result | Qualifier | Units | RL | MDL | Dilution Factor | Date Prepared | Date Analyzed | Analytical Method | Analyst |
|---|---|---|---|---|---|---|---|---|---|---|
| General Chemistry - Westborough Lab for sample(s): 09 Batch: WG1738934-1 | | | | | | | | | | |
| Cyanide, Total | ND | | mg/l | 0.005 | 0.001 | 1 | 01/31/23 04:20 | 01/31/23 12:14 | 1,9010C/9012B | JER |
| General Chemistry - Westborough Lab for sample(s): 01 Batch: WG1740317-1 | | | | | | | | | | |
| Cyanide, Total | ND | | mg/kg | 0.96 | 0.20 | 1 | 02/02/23 20:45 | 02/03/23 10:40 | 1,9010C/9012B | JER |
| General Chemistry - Westborough Lab for sample(s): 02-08 Batch: WG1740321-1 | | | | | | | | | | |
| Cyanide, Total | ND | | mg/kg | 0.96 | 0.20 | 1 | 02/02/23 20:45 | 02/03/23 10:40 | 1,9010C/9012B | JER |

# Lab Control Sample Analysis
## Batch Quality Control

**Project Name:** NORTH MAIN STREET SITE
**Project Number:** 12814:3

**Lab Number:** L2305048
**Report Date:** 02/20/23

| Parameter | LCS %Recovery | Qual | LCSD %Recovery | Qual | %Recovery Limits | RPD | Qual | RPD Limits |
|---|---|---|---|---|---|---|---|---|
| General Chemistry - Westborough Lab Associated sample(s): 09 Batch: WG1738934-2 WG1738934-3 | | | | | | | | |
| Cyanide, Total | 98 | | 100 | | 85-115 | 2 | | 20 |
| General Chemistry - Westborough Lab Associated sample(s): 01 Batch: WG1740317-2 WG1740317-3 | | | | | | | | |
| Cyanide, Total | **76** | Q | **49** | Q | 80-120 | **47** | Q | 35 |
| General Chemistry - Westborough Lab Associated sample(s): 02-08 Batch: WG1740321-2 WG1740321-3 | | | | | | | | |
| Cyanide, Total | **76** | Q | **49** | Q | 80-120 | **47** | Q | 35 |

# Matrix Spike Analysis
## Batch Quality Control

**Project Name:** NORTH MAIN STREET SITE
**Project Number:** 12814:3
**Lab Number:** L2305048
**Report Date:** 02/20/23

| Parameter | Native Sample | MS Added | MS Found | MS %Recovery | Qual | MSD Found | MSD %Recovery | Qual | Recovery Limits | RPD | Qual | RPD Limits |
|---|---|---|---|---|---|---|---|---|---|---|---|---|
| General Chemistry - Westborough Lab Associated sample(s): 09 QC Batch ID: WG1738934-4 WG1738934-5 QC Sample: L2303693-05 Client ID: MS Sample | | | | | | | | | | | | |
| Cyanide, Total | ND | 0.2 | 0.122 | **61** | Q | 0.143 | **72** | Q | 80-120 | 16 | | 20 |
| General Chemistry - Westborough Lab Associated sample(s): 01 QC Batch ID: WG1740317-4 WG1740317-5 QC Sample: L2305075-05 Client ID: MS Sample | | | | | | | | | | | | |
| Cyanide, Total | ND | 9.7 | 10 | 100 | | 9.4 | 94 | | 75-125 | 6 | | 35 |
| General Chemistry - Westborough Lab Associated sample(s): 02-08 QC Batch ID: WG1740321-4 WG1740321-5 QC Sample: L2305048-02 Client ID: SB-203 (2-3) | | | | | | | | | | | | |
| Cyanide, Total | ND | 10 | 10 | 97 | | 10 | 98 | | 75-125 | 0 | | 35 |

# Lab Duplicate Analysis

***Batch Quality Control***

**Project Name:** NORTH MAIN STREET SITE

**Project Number:** 12814:3

***Lab Number:*** L2305048

***Report Date:*** 02/20/23

| Parameter | Native Sample | Duplicate Sample | Units | RPD | Qual | RPD Limits |
|---|---|---|---|---|---|---|
| General Chemistry - Westborough Lab Associated sample(s): 01-08 QC Batch ID: WG1739065-1 QC Sample: L2304073-11 Client ID: DUP Sample | | | | | | |
| Solids, Total | 90.2 | 89.4 | % | 1 | | 20 |

**Project Name:** NORTH MAIN STREET SITE
**Project Number:** 12814:3

**Lab Number:** L2305048
**Report Date:** 02/20/23

## Sample Receipt and Container Information

Were project specific reporting limits specified? YES

### Cooler Information

| Cooler | Custody Seal |
|---|---|
| A | Absent |
| B | Absent |

### Container Information

| Container ID | Container Type | Cooler | Initial pH | Final pH | Temp deg C | Pres | Seal | Frozen Date/Time | Analysis(*) |
|---|---|---|---|---|---|---|---|---|---|
| L2305048-01A | 5 gram Encore Sampler | A | NA | | 3.2 | Y | Absent | | NYTCL-8260HLW(14) |
| L2305048-01B | 5 gram Encore Sampler | A | NA | | 3.2 | Y | Absent | | NYTCL-8260HLW(14) |
| L2305048-01C | 5 gram Encore Sampler | A | NA | | 3.2 | Y | Absent | | NYTCL-8260HLW(14) |
| L2305048-01D | Plastic 2oz unpreserved for TS | A | NA | | 3.2 | Y | Absent | | TS(7) |
| L2305048-01E | Metals Only-Glass 60mL/2oz unpreserved | A | NA | | 3.2 | Y | Absent | | BE-TI(180),AS-TI(180),BA-TI(180),AG-TI(180),AL-TI(180),NI-TI(180),CR-TI(180),TL-TI(180),PB-TI(180),CU-TI(180),ZN-TI(180),SB-TI(180),SE-TI(180),CO-TI(180),V-TI(180),FE-TI(180),HG-T(28),MG-TI(180),MN-TI(180),NA-TI(180),CD-TI(180),CA-TI(180),K-TI(180) |
| L2305048-01F | Glass 250ml/8oz unpreserved | A | NA | | 3.2 | Y | Absent | | NYTCL-8270(14),TCN-9010(14),NYTCL-8081(14),NYTCL-8082(365) |
| L2305048-01X | Vial MeOH preserved split | A | NA | | 3.2 | Y | Absent | | NYTCL-8260HLW(14) |
| L2305048-01Y | Vial Water preserved split | A | NA | | 3.2 | Y | Absent | 31-JAN-23 14:39 | NYTCL-8260HLW(14) |
| L2305048-01Z | Vial Water preserved split | A | NA | | 3.2 | Y | Absent | 31-JAN-23 14:39 | NYTCL-8260HLW(14) |
| L2305048-02A | 5 gram Encore Sampler | A | NA | | 3.2 | Y | Absent | | NYTCL-8260HLW(14) |
| L2305048-02B | 5 gram Encore Sampler | A | NA | | 3.2 | Y | Absent | | NYTCL-8260HLW(14) |
| L2305048-02C | 5 gram Encore Sampler | A | NA | | 3.2 | Y | Absent | | NYTCL-8260HLW(14) |
| L2305048-02D | Plastic 2oz unpreserved for TS | A | NA | | 3.2 | Y | Absent | | TS(7) |
| L2305048-02E | Plastic 2oz unpreserved for TS | B | NA | | 2.3 | Y | Absent | | TS(7) |
| L2305048-02F | Metals Only-Glass 60mL/2oz unpreserved | A | NA | | 3.2 | Y | Absent | | BE-TI(180),BA-TI(180),AS-TI(180),AG-TI(180),CR-TI(180),TL-TI(180),NI-TI(180),AL-TI(180),ZN-TI(180),SE-TI(180),CU-TI(180),PB-TI(180),SB-TI(180),V-TI(180),CO-TI(180),MN-TI(180),MG-TI(180),HG-T(28),FE-TI(180),K-TI(180),NA-TI(180),CA-TI(180),CD-TI(180) |
| L2305048-02G | Plastic 8oz unpreserved | B | NA | | 2.3 | Y | Absent | | A2-NY-1633-DRAFT-21(90) |

*Values in parentheses indicate holding time in days

**Project Name:** NORTH MAIN STREET SITE
**Project Number:** 12814:3

**Lab Number:** L2305048
**Report Date:** 02/20/23

## Container Information

| Container ID | Container Type | Cooler | Initial pH | Final pH | Temp deg C | Pres | Seal | Frozen Date/Time | Analysis(*) |
|---|---|---|---|---|---|---|---|---|---|
| L2305048-02H | Glass 250ml/8oz unpreserved | A | NA | | 3.2 | Y | Absent | | NYTCL-8270(14),TCN-9010(14),NYTCL-8081(14),NYTCL-8082(365) |
| L2305048-02X | Vial MeOH preserved split | A | NA | | 3.2 | Y | Absent | | NYTCL-8260HLW(14) |
| L2305048-02Y | Vial Water preserved split | A | NA | | 3.2 | Y | Absent | 31-JAN-23 14:39 | NYTCL-8260HLW(14) |
| L2305048-02Z | Vial Water preserved split | A | NA | | 3.2 | Y | Absent | 31-JAN-23 14:39 | NYTCL-8260HLW(14) |
| L2305048-03A | 5 gram Encore Sampler | A | NA | | 3.2 | Y | Absent | | NYTCL-8260HLW(14) |
| L2305048-03B | 5 gram Encore Sampler | A | NA | | 3.2 | Y | Absent | | NYTCL-8260HLW(14) |
| L2305048-03C | 5 gram Encore Sampler | A | NA | | 3.2 | Y | Absent | | NYTCL-8260HLW(14) |
| L2305048-03D | Plastic 2oz unpreserved for TS | A | NA | | 3.2 | Y | Absent | | TS(7) |
| L2305048-03E | Metals Only-Glass 60mL/2oz unpreserved | A | NA | | 3.2 | Y | Absent | | BE-TI(180),BA-TI(180),AS-TI(180),AG-TI(180),AL-TI(180),CR-TI(180),TL-TI(180),NI-TI(180),CU-TI(180),SB-TI(180),ZN-TI(180),SE-TI(180),PB-TI(180),V-TI(180),CO-TI(180),MG-TI(180),FE-TI(180),MN-TI(180),HG-T(28),K-TI(180),CD-TI(180),CA-TI(180),NA-TI(180) |
| L2305048-03F | Glass 250ml/8oz unpreserved | A | NA | | 3.2 | Y | Absent | | NYTCL-8270(14),TCN-9010(14),NYTCL-8081(14),NYTCL-8082(365) |
| L2305048-03X | Vial MeOH preserved split | A | NA | | 3.2 | Y | Absent | | NYTCL-8260HLW(14) |
| L2305048-03Y | Vial Water preserved split | A | NA | | 3.2 | Y | Absent | 31-JAN-23 14:39 | NYTCL-8260HLW(14) |
| L2305048-03Z | Vial Water preserved split | A | NA | | 3.2 | Y | Absent | 31-JAN-23 14:39 | NYTCL-8260HLW(14) |
| L2305048-04A | 5 gram Encore Sampler | B | NA | | 2.3 | Y | Absent | | NYTCL-8260HLW(14) |
| L2305048-04B | 5 gram Encore Sampler | B | NA | | 2.3 | Y | Absent | | NYTCL-8260HLW(14) |
| L2305048-04C | 5 gram Encore Sampler | B | NA | | 2.3 | Y | Absent | | NYTCL-8260HLW(14) |
| L2305048-04D | Plastic 2oz unpreserved for TS | B | NA | | 2.3 | Y | Absent | | TS(7) |
| L2305048-04E | Plastic 2oz unpreserved for TS | B | NA | | 2.3 | Y | Absent | | TS(7) |
| L2305048-04F | Metals Only-Glass 60mL/2oz unpreserved | B | NA | | 2.3 | Y | Absent | | BE-TI(180),BA-TI(180),AS-TI(180),AG-TI(180),AL-TI(180),NI-TI(180),TL-TI(180),CR-TI(180),SE-TI(180),PB-TI(180),CU-TI(180),ZN-TI(180),SB-TI(180),CO-TI(180),V-TI(180),MN-TI(180),MG-TI(180),FE-TI(180),HG-T(28),CD-TI(180),K-TI(180),NA-TI(180),CA-TI(180) |
| L2305048-04G | Plastic 8oz unpreserved | B | NA | | 2.3 | Y | Absent | | A2-NY-1633-DRAFT-21(90) |
| L2305048-04H | Glass 250ml/8oz unpreserved | B | NA | | 2.3 | Y | Absent | | NYTCL-8270(14),TCN-9010(14),NYTCL-8081(14),NYTCL-8082(365) |
| L2305048-04X | Vial MeOH preserved split | B | NA | | 2.3 | Y | Absent | | NYTCL-8260HLW(14) |



*Values in parentheses indicate holding time in days

**Project Name:** NORTH MAIN STREET SITE
**Project Number:** 12814:3

**Lab Number:** L2305048
**Report Date:** 02/20/23

## Container Information

| Container ID | Container Type | Cooler | Initial pH | Final pH | Temp deg C | Pres | Seal | Frozen Date/Time | Analysis(*) |
|---|---|---|---|---|---|---|---|---|---|
| L2305048-04Y | Vial Water preserved split | B | NA | | 2.3 | Y | Absent | 31-JAN-23 14:39 | NYTCL-8260HLW(14) |
| L2305048-04Z | Vial Water preserved split | B | NA | | 2.3 | Y | Absent | 31-JAN-23 14:39 | NYTCL-8260HLW(14) |
| L2305048-05A | 5 gram Encore Sampler | B | NA | | 2.3 | Y | Absent | | NYTCL-8260HLW(14) |
| L2305048-05B | 5 gram Encore Sampler | B | NA | | 2.3 | Y | Absent | | NYTCL-8260HLW(14) |
| L2305048-05C | 5 gram Encore Sampler | B | NA | | 2.3 | Y | Absent | | NYTCL-8260HLW(14) |
| L2305048-05D | Plastic 2oz unpreserved for TS | B | NA | | 2.3 | Y | Absent | | TS(7) |
| L2305048-05E | Metals Only-Glass 60mL/2oz unpreserved | B | NA | | 2.3 | Y | Absent | | BE-TI(180),BA-TI(180),AS-TI(180),AG-TI(180),AL-TI(180),NI-TI(180),TL-TI(180),CR-TI(180),ZN-TI(180),CU-TI(180),SE-TI(180),SB-TI(180),PB-TI(180),V-TI(180),CO-TI(180),HG-T(28),FE-TI(180),MG-TI(180),MN-TI(180),CA-TI(180),K-TI(180),NA-TI(180),CD-TI(180) |
| L2305048-05F | Glass 250ml/8oz unpreserved | B | NA | | 2.3 | Y | Absent | | NYTCL-8270(14),TCN-9010(14),NYTCL-8081(14),NYTCL-8082(365) |
| L2305048-05X | Vial MeOH preserved split | B | NA | | 2.3 | Y | Absent | | NYTCL-8260HLW(14) |
| L2305048-05Y | Vial Water preserved split | B | NA | | 2.3 | Y | Absent | 31-JAN-23 14:39 | NYTCL-8260HLW(14) |
| L2305048-05Z | Vial Water preserved split | B | NA | | 2.3 | Y | Absent | 31-JAN-23 14:39 | NYTCL-8260HLW(14) |
| L2305048-06A | 5 gram Encore Sampler | B | NA | | 2.3 | Y | Absent | | NYTCL-8260HLW(14) |
| L2305048-06B | 5 gram Encore Sampler | B | NA | | 2.3 | Y | Absent | | NYTCL-8260HLW(14) |
| L2305048-06C | 5 gram Encore Sampler | B | NA | | 2.3 | Y | Absent | | NYTCL-8260HLW(14) |
| L2305048-06D | Plastic 2oz unpreserved for TS | B | NA | | 2.3 | Y | Absent | | TS(7) |
| L2305048-06E | Metals Only-Glass 60mL/2oz unpreserved | B | NA | | 2.3 | Y | Absent | | BE-TI(180),BA-TI(180),AS-TI(180),AG-TI(180),CR-TI(180),TL-TI(180),AL-TI(180),NI-TI(180),PB-TI(180),SE-TI(180),SB-TI(180),ZN-TI(180),CU-TI(180),CO-TI(180),V-TI(180),HG-T(28),MN-TI(180),FE-TI(180),MG-TI(180),CD-TI(180),CA-TI(180),K-TI(180),NA-TI(180) |
| L2305048-06F | Glass 250ml/8oz unpreserved | B | NA | | 2.3 | Y | Absent | | NYTCL-8270(14),TCN-9010(14),NYTCL-8081(14),NYTCL-8082(365) |
| L2305048-06X | Vial MeOH preserved split | B | NA | | 2.3 | Y | Absent | | NYTCL-8260HLW(14) |
| L2305048-06Y | Vial Water preserved split | B | NA | | 2.3 | Y | Absent | 31-JAN-23 14:39 | NYTCL-8260HLW(14) |
| L2305048-06Z | Vial Water preserved split | B | NA | | 2.3 | Y | Absent | 31-JAN-23 14:39 | NYTCL-8260HLW(14) |
| L2305048-07A | 5 gram Encore Sampler | B | NA | | 2.3 | Y | Absent | | NYTCL-8260HLW(14) |
| L2305048-07B | 5 gram Encore Sampler | B | NA | | 2.3 | Y | Absent | | NYTCL-8260HLW(14) |
| L2305048-07C | 5 gram Encore Sampler | B | NA | | 2.3 | Y | Absent | | NYTCL-8260HLW(14) |



*Values in parentheses indicate holding time in days

**Project Name:** NORTH MAIN STREET SITE
**Project Number:** 12814:3

**Lab Number:** L2305048
**Report Date:** 02/20/23

## Container Information

| Container ID | Container Type | Cooler | Initial pH | Final pH | Temp deg C | Pres | Seal | Frozen Date/Time | Analysis(*) |
|---|---|---|---|---|---|---|---|---|---|
| L2305048-07D | Plastic 2oz unpreserved for TS | B | NA | | 2.3 | Y | Absent | | TS(7) |
| L2305048-07E | Plastic 2oz unpreserved for TS | B | NA | | 2.3 | Y | Absent | | TS(7) |
| L2305048-07F | Metals Only-Glass 60mL/2oz unpreserved | B | NA | | 2.3 | Y | Absent | | BE-TI(180),AS-TI(180),BA-TI(180),AG-TI(180),AL-TI(180),CR-TI(180),TL-TI(180),NI-TI(180),PB-TI(180),CU-TI(180),ZN-TI(180),SB-TI(180),SE-TI(180),CO-TI(180),V-TI(180),HG-T(28),MG-TI(180),FE-TI(180),MN-TI(180),CA-TI(180),CD-TI(180),K-TI(180),NA-TI(180) |
| L2305048-07G | Plastic 8oz unpreserved | B | NA | | 2.3 | Y | Absent | | A2-NY-1633-DRAFT-21(90) |
| L2305048-07H | Glass 250ml/8oz unpreserved | B | NA | | 2.3 | Y | Absent | | NYTCL-8270(14),TCN-9010(14),NYTCL-8081(14),NYTCL-8082(365) |
| L2305048-07X | Vial MeOH preserved split | B | NA | | 2.3 | Y | Absent | | NYTCL-8260HLW(14) |
| L2305048-07Y | Vial Water preserved split | B | NA | | 2.3 | Y | Absent | 31-JAN-23 14:39 | NYTCL-8260HLW(14) |
| L2305048-07Z | Vial Water preserved split | B | NA | | 2.3 | Y | Absent | 31-JAN-23 14:39 | NYTCL-8260HLW(14) |
| L2305048-08A | 5 gram Encore Sampler | B | NA | | 2.3 | Y | Absent | | NYTCL-8260HLW(14) |
| L2305048-08B | 5 gram Encore Sampler | B | NA | | 2.3 | Y | Absent | | NYTCL-8260HLW(14) |
| L2305048-08C | 5 gram Encore Sampler | B | NA | | 2.3 | Y | Absent | | NYTCL-8260HLW(14) |
| L2305048-08D | Plastic 2oz unpreserved for TS | B | NA | | 2.3 | Y | Absent | | TS(7) |
| L2305048-08E | Plastic 2oz unpreserved for TS | B | NA | | 2.3 | Y | Absent | | TS(7) |
| L2305048-08F | Metals Only-Glass 60mL/2oz unpreserved | B | NA | | 2.3 | Y | Absent | | BE-TI(180),BA-TI(180),AS-TI(180),AG-TI(180),CR-TI(180),NI-TI(180),AL-TI(180),TL-TI(180),CU-TI(180),PB-TI(180),SB-TI(180),ZN-TI(180),SE-TI(180),V-TI(180),CO-TI(180),MG-TI(180),MN-TI(180),HG-T(28),FE-TI(180),K-TI(180),NA-TI(180),CA-TI(180),CD-TI(180) |
| L2305048-08G | Plastic 8oz unpreserved | B | NA | | 2.3 | Y | Absent | | A2-NY-1633-DRAFT-21(90) |
| L2305048-08H | Glass 250ml/8oz unpreserved | B | NA | | 2.3 | Y | Absent | | NYTCL-8270(14),TCN-9010(14),NYTCL-8081(14),NYTCL-8082(365) |
| L2305048-08X | Vial MeOH preserved split | B | NA | | 2.3 | Y | Absent | | NYTCL-8260HLW(14) |
| L2305048-08Y | Vial Water preserved split | B | NA | | 2.3 | Y | Absent | 31-JAN-23 14:39 | NYTCL-8260HLW(14) |
| L2305048-08Z | Vial Water preserved split | B | NA | | 2.3 | Y | Absent | 31-JAN-23 14:39 | NYTCL-8260HLW(14) |
| L2305048-09A | Vial HCl preserved | B | NA | | 2.3 | Y | Absent | | NYTCL-8260(14) |
| L2305048-09B | Vial HCl preserved | B | NA | | 2.3 | Y | Absent | | NYTCL-8260(14) |
| L2305048-09C | Vial HCl preserved | B | NA | | 2.3 | Y | Absent | | NYTCL-8260(14) |



*Values in parentheses indicate holding time in days

**Project Name:** NORTH MAIN STREET SITE
**Project Number:** 12814:3

**Lab Number:** L2305048
**Report Date:** 02/20/23

## Container Information

| Container ID | Container Type | Cooler | Initial pH | Final pH | Temp deg C | Pres | Seal | Frozen Date/Time | Analysis(*) |
|---|---|---|---|---|---|---|---|---|---|
| L2305048-09D | Plastic 250ml HNO3 preserved | A | <2 | <2 | 3.2 | Y | Absent | | SE-6020T(180),BA-6020T(180),TL-6020T(180),FE-6020T(180),K-6020T(180),CR-6020T(180),NI-6020T(180),CA-6020T(180),NA-6020T(180),CU-6020T(180),ZN-6020T(180),PB-6020T(180),MN-6020T(180),BE-6020T(180),AS-6020T(180),SB-6020T(180),V-6020T(180),HG-T(28),CD-6020T(180),AG-6020T(180),AL-6020T(180),MG-6020T(180),CO-6020T(180) |
| L2305048-09E | Plastic 250ml NaOH preserved | B | >12 | >12 | 2.3 | Y | Absent | | TCN-9010(14) |
| L2305048-09F | Amber 120ml unpreserved | A | 7 | 7 | 3.2 | Y | Absent | | NYTCL-8082-LVI(365) |
| L2305048-09G | Amber 120ml unpreserved | A | 7 | 7 | 3.2 | Y | Absent | | NYTCL-8082-LVI(365) |
| L2305048-09H | Amber 120ml unpreserved | A | 7 | 7 | 3.2 | Y | Absent | | NYTCL-8081(7) |
| L2305048-09J | Amber 120ml unpreserved | A | 7 | 7 | 3.2 | Y | Absent | | NYTCL-8081(7) |
| L2305048-09K | Amber 250ml unpreserved | A | 7 | 7 | 3.2 | Y | Absent | | NYTCL-8270-SIM-LVI(7),NYTCL-8270-LVI(7) |
| L2305048-09L | Amber 250ml unpreserved | A | 7 | 7 | 3.2 | Y | Absent | | NYTCL-8270-SIM-LVI(7),NYTCL-8270-LVI(7) |
| L2305048-09M | Amber 250ml unpreserved | B | 7 | 7 | 2.3 | Y | Absent | | A2-1,4-DIOXANE-SIM(7) |
| L2305048-09N | Amber 250ml unpreserved | B | 7 | 7 | 2.3 | Y | Absent | | A2-1,4-DIOXANE-SIM(7) |
| L2305048-09P | Plastic 500ml unpreserved | A | NA | | 3.2 | Y | Absent | | A2-NY-1633-DRAFT-21(28) |
| L2305048-09Q | Plastic 500ml unpreserved | A | NA | | 3.2 | Y | Absent | | A2-NY-1633-DRAFT-21(28) |
| L2305048-09R | Plastic 500ml unpreserved | A | NA | | 3.2 | Y | Absent | | A2-NY-1633-DRAFT-21(28) |

*Values in parentheses indicate holding time in days

**Project Name:** NORTH MAIN STREET SITE
**Project Number:** 12814:3

**Lab Number:** L2305048
**Report Date:** 02/20/23

## PFAS PARAMETER SUMMARY

| Parameter | Acronym | CAS Number |
|---|---|---|
| PERFLUOROALKYL CARBOXYLIC ACIDS (PFCAs) | | |
| Perfluorooctadecanoic Acid | PFODA | 16517-11-6 |
| Perfluorohexadecanoic Acid | PFHxDA | 67905-19-5 |
| Perfluorotetradecanoic Acid | PFTA/PFTeDA | 376-06-7 |
| Perfluorotridecanoic Acid | PFTrDA | 72629-94-8 |
| Perfluorododecanoic Acid | PFDoA | 307-55-1 |
| Perfluoroundecanoic Acid | PFUnA | 2058-94-8 |
| Perfluorodecanoic Acid | PFDA | 335-76-2 |
| Perfluorononanoic Acid | PFNA | 375-95-1 |
| Perfluorooctanoic Acid | PFOA | 335-67-1 |
| Perfluoroheptanoic Acid | PFHpA | 375-85-9 |
| Perfluorohexanoic Acid | PFHxA | 307-24-4 |
| Perfluoropentanoic Acid | PFPeA | 2706-90-3 |
| Perfluorobutanoic Acid | PFBA | 375-22-4 |
| PERFLUOROALKYL SULFONIC ACIDS (PFSAs) | | |
| Perfluorododecanesulfonic Acid | PFDoDS/PFDoS | 79780-39-5 |
| Perfluorodecanesulfonic Acid | PFDS | 335-77-3 |
| Perfluorononanesulfonic Acid | PFNS | 68259-12-1 |
| Perfluorooctanesulfonic Acid | PFOS | 1763-23-1 |
| Perfluoroheptanesulfonic Acid | PFHpS | 375-92-8 |
| Perfluorohexanesulfonic Acid | PFHxS | 355-46-4 |
| Perfluoropentanesulfonic Acid | PFPeS | 2706-91-4 |
| Perfluorobutanesulfonic Acid | PFBS | 375-73-5 |
| Perfluoropropanesulfonic Acid | PFPrS | 423-41-6 |
| FLUOROTELOMERS | | |
| 1H,1H,2H,2H-Perfluorododecanesulfonic Acid | 10:2FTS | 120226-60-0 |
| 1H,1H,2H,2H-Perfluorodecanesulfonic Acid | 8:2FTS | 39108-34-4 |
| 1H,1H,2H,2H-Perfluorooctanesulfonic Acid | 6:2FTS | 27619-97-2 |
| 1H,1H,2H,2H-Perfluorohexanesulfonic Acid | 4:2FTS | 757124-72-4 |
| PERFLUOROALKANE SULFONAMIDES (FASAs) | | |
| Perfluorooctanesulfonamide | FOSA/PFOSA | 754-91-6 |
| N-Ethyl Perfluorooctane Sulfonamide | NEtFOSA | 4151-50-2 |
| N-Methyl Perfluorooctane Sulfonamide | NMeFOSA | 31506-32-8 |
| PERFLUOROALKANE SULFONYL SUBSTANCES | | |
| N-Ethyl Perfluorooctanesulfonamido Ethanol | NEtFOSE | 1691-99-2 |
| N-Methyl Perfluorooctanesulfonamido Ethanol | NMeFOSE | 24448-09-7 |
| N-Ethyl Perfluorooctanesulfonamidoacetic Acid | NEtFOSAA | 2991-50-6 |
| N-Methyl Perfluorooctanesulfonamidoacetic Acid | NMeFOSAA | 2355-31-9 |
| PER- and POLYFLUOROALKYL ETHER CARBOXYLIC ACIDS | | |
| 2,3,3,3-Tetrafluoro-2-[1,1,2,2,3,3,3-Heptafluoropropoxy]-Propanoic Acid | HFPO-DA | 13252-13-6 |
| 4,8-Dioxa-3h-Perfluorononanoic Acid | ADONA | 919005-14-4 |
| CHLORO-PERFLUOROALKYL SULFONIC ACIDS | | |
| 11-Chloroeicosafluoro-3-Oxaundecane-1-Sulfonic Acid | 11Cl-PF3OUdS | 763051-92-9 |
| 9-Chlorohexadecafluoro-3-Oxanone-1-Sulfonic Acid | 9Cl-PF3ONS | 756426-58-1 |
| PERFLUOROETHER SULFONIC ACIDS (PFESAs) | | |
| Perfluoro(2-Ethoxyethane)Sulfonic Acid | PFEESA | 113507-82-7 |
| PERFLUOROETHER/POLYETHER CARBOXYLIC ACIDS (PFPCAs) | | |
| Perfluoro-3-Methoxypropanoic Acid | PFMPA | 377-73-1 |
| Perfluoro-4-Methoxybutanoic Acid | PFMBA | 863090-89-5 |
| Nonafluoro-3,6-Dioxaheptanoic Acid | NFDHA | 151772-58-6 |

**Project Name:** NORTH MAIN STREET SITE
**Project Number:** 12814:3

**Lab Number:** L2305048
**Report Date:** 02/20/23

## PFAS PARAMETER SUMMARY

| Parameter | Acronym | CAS Number |
|---|---|---|
| FLUOROTELOMER CARBOXYLIC ACIDS (FTCAs) | | |
| 3-Perfluoroheptyl Propanoic Acid | 7:3FTCA | 812-70-4 |
| 2H,2H,3H,3H-Perfluorooctanoic Acid | 5:3FTCA | 914637-49-3 |
| 3-Perfluoropropyl Propanoic Acid | 3:3FTCA | 356-02-5 |

| | | | |
|---|---|---|---|
| **Project Name:** | NORTH MAIN STREET SITE | **Lab Number:** | L2305048 |
| **Project Number:** | 12814:3 | **Report Date:** | 02/20/23 |

## GLOSSARY

***Acronyms***

| | |
|---|---|
| DL | - Detection Limit: This value represents the level to which target analyte concentrations are reported as estimated values, when those target analyte concentrations are quantified below the limit of quantitation (LOQ). The DL includes any adjustments from dilutions, concentrations or moisture content, where applicable. (DoD report formats only.) |
| EDL | - Estimated Detection Limit: This value represents the level to which target analyte concentrations are reported as estimated values, when those target analyte concentrations are quantified below the reporting limit (RL). The EDL includes any adjustments from dilutions, concentrations or moisture content, where applicable. The use of EDLs is specific to the analysis of PAHs using Solid-Phase Microextraction (SPME). |
| EMPC | - Estimated Maximum Possible Concentration: The concentration that results from the signal present at the retention time of an analyte when the ions meet all of the identification criteria except the ion abundance ratio criteria. An EMPC is a worst-case estimate of the concentration. |
| EPA | - Environmental Protection Agency. |
| LCS | - Laboratory Control Sample: A sample matrix, free from the analytes of interest, spiked with verified known amounts of analytes or a material containing known and verified amounts of analytes. |
| LCSD | - Laboratory Control Sample Duplicate: Refer to LCS. |
| LFB | - Laboratory Fortified Blank: A sample matrix, free from the analytes of interest, spiked with verified known amounts of analytes or a material containing known and verified amounts of analytes. |
| LOD | - Limit of Detection: This value represents the level to which a target analyte can reliably be detected for a specific analyte in a specific matrix by a specific method. The LOD includes any adjustments from dilutions, concentrations or moisture content, where applicable. (DoD report formats only.) |
| LOQ | - Limit of Quantitation: The value at which an instrument can accurately measure an analyte at a specific concentration. The LOQ includes any adjustments from dilutions, concentrations or moisture content, where applicable. (DoD report formats only.)<br><br>Limit of Quantitation: The value at which an instrument can accurately measure an analyte at a specific concentration. The LOQ includes any adjustments from dilutions, concentrations or moisture content, where applicable. (DoD report formats only.) |
| MDL | - Method Detection Limit: This value represents the level to which target analyte concentrations are reported as estimated values, when those target analyte concentrations are quantified below the reporting limit (RL). The MDL includes any adjustments from dilutions, concentrations or moisture content, where applicable. |
| MS | - Matrix Spike Sample: A sample prepared by adding a known mass of target analyte to a specified amount of matrix sample for which an independent estimate of target analyte concentration is available. For Method 332.0, the spike recovery is calculated using the native concentration, including estimated values. |
| MSD | - Matrix Spike Sample Duplicate: Refer to MS. |
| NA | - Not Applicable. |
| NC | - Not Calculated: Term is utilized when one or more of the results utilized in the calculation are non-detect at the parameter's reporting unit. |
| NDPA/DPA | - N-Nitrosodiphenylamine/Diphenylamine. |
| NI | - Not Ignitable. |
| NP | - Non-Plastic: Term is utilized for the analysis of Atterberg Limits in soil. |
| NR | - No Results: Term is utilized when 'No Target Compounds Requested' is reported for the analysis of Volatile or Semivolatile Organic TIC only requests. |
| RL | - Reporting Limit: The value at which an instrument can accurately measure an analyte at a specific concentration. The RL includes any adjustments from dilutions, concentrations or moisture content, where applicable. |
| RPD | - Relative Percent Difference: The results from matrix and/or matrix spike duplicates are primarily designed to assess the precision of analytical results in a given matrix and are expressed as relative percent difference (RPD). Values which are less than five times the reporting limit for any individual parameter are evaluated by utilizing the absolute difference between the values; although the RPD value will be provided in the report. |
| SRM | - Standard Reference Material: A reference sample of a known or certified value that is of the same or similar matrix as the associated field samples. |
| STLP | - Semi-dynamic Tank Leaching Procedure per EPA Method 1315. |
| TEF | - Toxic Equivalency Factors: The values assigned to each dioxin and furan to evaluate their toxicity relative to 2,3,7,8-TCDD. |
| TEQ | - Toxic Equivalent: The measure of a sample's toxicity derived by multiplying each dioxin and furan by its corresponding TEF and then summing the resulting values. |
| TIC | - Tentatively Identified Compound: A compound that has been identified to be present and is not part of the target compound list (TCL) for the method and/or program. All TICs are qualitatively identified and reported as estimated concentrations. |

*Report Format: DU Report with 'J' Qualifiers*

| | | | |
|---|---|---|---|
| **Project Name:** | NORTH MAIN STREET SITE | **Lab Number:** | L2305048 |
| **Project Number:** | 12814:3 | **Report Date:** | 02/20/23 |

***Footnotes***

1 - The reference for this analyte should be considered modified since this analyte is absent from the target analyte list of the original method.

***Terms***

Analytical Method: Both the document from which the method originates and the analytical reference method. (Example: EPA 8260B is shown as 1,8260B.) The codes for the reference method documents are provided in the References section of the Addendum.

Chlordane: The target compound Chlordane (CAS No. 57-74-9) is reported for GC ECD analyses. Per EPA,this compound "refers to a mixture of chlordane isomers, other chlorinated hydrocarbons and numerous other components." (Reference: USEPA Toxicological Review of Chlordane, In Support of Summary Information on the Integrated Risk Information System (IRIS), December 1997.)

Difference: With respect to Total Oxidizable Precursor (TOP) Assay analysis, the difference is defined as the Post-Treatment value minus the Pre-Treatment value.

Final pH: As it pertains to Sample Receipt & Container Information section of the report, Final pH reflects pH of container determined after adjustment at the laboratory, if applicable. If no adjustment required, value reflects Initial pH.

Frozen Date/Time: With respect to Volatile Organics in soil, Frozen Date/Time reflects the date/time at which associated Reagent Water-preserved vials were initially frozen. Note: If frozen date/time is beyond 48 hours from sample collection, value will be reflected in 'bold'.

Gasoline Range Organics (GRO): Gasoline Range Organics (GRO) results include all chromatographic peaks eluting from Methyl tert butyl ether through Naphthalene, with the exception of GRO analysis in support of State of Ohio programs, which includes all chromatographic peaks eluting from Hexane through Dodecane.

Initial pH: As it pertains to Sample Receipt & Container Information section of the report, Initial pH reflects pH of container determined upon receipt, if applicable.

PAH Total: With respect to Alkylated PAH analyses, the 'PAHs, Total' result is defined as the summation of results for all or a subset of the following compounds: Naphthalene, C1-C4 Naphthalenes, 2-Methylnaphthalene, 1-Methylnaphthalene, Biphenyl, Acenaphthylene, Acenaphthene, Fluorene, C1-C3 Fluorenes, Phenanthrene, C1-C4 Phenanthrenes/Anthracenes, Anthracene, Fluoranthene, Pyrene, C1-C4 Fluoranthenes/Pyrenes, Benz(a)anthracene, Chrysene, C1-C4 Chrysenes, Benzo(b)fluoranthene, Benzo(j)+(k)fluoranthene, Benzo(e)pyrene, Benzo(a)pyrene, Perylene, Indeno(1,2,3-cd)pyrene, Dibenz(ah)+(ac)anthracene, Benzo(g,h,i)perylene. If a 'Total' result is requested, the results of its individual components will also be reported.

PFAS Total: With respect to PFAS analyses, the 'PFAS, Total (5)' result is defined as the summation of results for: PFHpA, PFHxS, PFOA, PFNA and PFOS. In addition, the 'PFAS, Total (6)' result is defined as the summation of results for: PFHpA, PFHxS, PFOA, PFNA, PFDA and PFOS. For MassDEP DW compliance analysis only, the 'PFAS, Total (6)' result is defined as the summation of results at or above the RL. Note: If a 'Total' result is requested, the results of its individual components will also be reported.

Total: With respect to Organic analyses, a 'Total' result is defined as the summation of results for individual isomers or Aroclors. If a 'Total' result is requested, the results of its individual components will also be reported. This is applicable to 'Total' results for methods 8260, 8081 and 8082.

***Data Qualifiers***

**A** - Spectra identified as "Aldol Condensates" are byproducts of the extraction/concentration procedures when acetone is introduced in the process.

**B** - The analyte was detected above the reporting limit in the associated method blank. Flag only applies to associated field samples that have detectable concentrations of the analyte at less than ten times (10x) the concentration found in the blank. For MCP-related projects, flag only applies to associated field samples that have detectable concentrations of the analyte at less than ten times (10x) the concentration found in the blank. For DOD-related projects, flag only applies to associated field samples that have detectable concentrations of the analyte at less than ten times (10x) the concentration found in the blank AND the analyte was detected above one-half the reporting limit (or above the reporting limit for common lab contaminants) in the associated method blank. For NJ-Air-related projects, flag only applies to associated field samples that have detectable concentrations of the analyte above the reporting limit. For NJ-related projects (excluding Air), flag only applies to associated field samples that have detectable concentrations of the analyte, which was detected above the reporting limit in the associated method blank or above five times the reporting limit for common lab contaminants (Phthalates, Acetone, Methylene Chloride, 2-Butanone).

**C** - Co-elution: The target analyte co-elutes with a known lab standard (i.e. surrogate, internal standards, etc.) for co-extracted analyses.

**D** - Concentration of analyte was quantified from diluted analysis. Flag only applies to field samples that have detectable concentrations of the analyte.

**E** - Concentration of analyte exceeds the range of the calibration curve and/or linear range of the instrument.

**F** - The ratio of quantifier ion response to qualifier ion response falls outside of the laboratory criteria. Results are considered to be an estimated maximum concentration.

**G** - The concentration may be biased high due to matrix interferences (i.e, co-elution) with non-target compound(s). The result should be considered estimated.

**H** - The analysis of pH was performed beyond the regulatory-required holding time of 15 minutes from the time of sample collection.

**I** - The lower value for the two columns has been reported due to obvious interference.

**J** - Estimated value. The Target analyte concentration is below the quantitation limit (RL), but above the Method Detection Limit (MDL) or Estimated Detection Limit (EDL) for SPME-related analyses. This represents an estimated concentration for Tentatively

*Report Format: DU Report with 'J' Qualifiers*

| | | | |
|---|---|---|---|
| **Project Name:** | NORTH MAIN STREET SITE | **Lab Number:** | L2305048 |
| **Project Number:** | 12814:3 | **Report Date:** | 02/20/23 |

***Data Qualifiers***

Identified Compounds (TICs).

**M** - Reporting Limit (RL) exceeds the MCP CAM Reporting Limit for this analyte.

**ND** - Not detected at the method detection limit (MDL) for the sample, or estimated detection limit (EDL) for SPME-related analyses.

**NJ** - Presumptive evidence of compound. This represents an estimated concentration for Tentatively Identified Compounds (TICs), where the identification is based on a mass spectral library search.

**P** - The RPD between the results for the two columns exceeds the method-specified criteria.

**Q** - The quality control sample exceeds the associated acceptance criteria. For DOD-related projects, LCS and/or Continuing Calibration Standard exceedences are also qualified on all associated sample results. Note: This flag is not applicable for matrix spike recoveries when the sample concentration is greater than 4x the spike added or for batch duplicate RPD when the sample concentrations are less than 5x the RL. (Metals only.)

**R** - Analytical results are from sample re-analysis.

**RE** - Analytical results are from sample re-extraction.

**S** - Analytical results are from modified screening analysis.

**V** - The surrogate associated with this target analyte has a recovery outside the QC acceptance limits. (Applicable to MassDEP DW Compliance samples only.)

**Z** - The batch matrix spike and/or duplicate associated with this target analyte has a recovery/RPD outside the QC acceptance limits. (Applicable to MassDEP DW Compliance samples only.)

| | | | |
|---|---|---|---|
| **Project Name:** | NORTH MAIN STREET SITE | **Lab Number:** | L2305048 |
| **Project Number:** | 12814:3 | **Report Date:** | 02/20/23 |

## REFERENCES


1 Test Methods for Evaluating Solid Waste: Physical/Chemical Methods. EPA SW-846. Third Edition. Updates I - VI, 2018.

121 Standard Methods for the Examination of Water and Wastewater. APHA-AWWA-WEF. Standard Methods Online.

144 Analysis of Per- and Polyfluoroalkyl Substances (PFAS) in Aqueous, Solid, Biosolids, and Tissue Samples by LC-MS/MS. Draft EPA Method 1633, EPA Document 821-D-22-001, June 2022.


## LIMITATION OF LIABILITIES

Alpha Analytical performs services with reasonable care and diligence normal to the analytical testing laboratory industry. In the event of an error, the sole and exclusive responsibility of Alpha Analytical shall be to re-perform the work at it's own expense. In no event shall Alpha Analytical be held liable for any incidental, consequential or special damages, including but not limited to, damages in any way connected with the use of, interpretation of, information or analysis provided by Alpha Analytical.

We strongly urge our clients to comply with EPA protocol regarding sample volume, preservation, cooling, containers, sampling procedures, holding time and splitting of samples in the field.

# Certification Information

**The following analytes are not included in our Primary NELAP Scope of Accreditation:**

**Westborough Facility**
**EPA 624/624.1:** m/p-xylene, o-xylene, Naphthalene
**EPA 625/625.1:** alpha-Terpineol
**EPA 8260C/8260D:** NPW: 1,2,4,5-Tetramethylbenzene; 4-Ethyltoluene, Azobenzene; SCM: Iodomethane (methyl iodide), 1,2,4,5-Tetramethylbenzene; 4-Ethyltoluene.
**EPA 8270D/8270E:** NPW: Dimethylnaphthalene,1,4-Diphenylhydrazine, alpha-Terpineol; SCM: Dimethylnaphthalene,1,4-Diphenylhydrazine.
**SM4500**: NPW: Amenable Cyanide; SCM: Total Phosphorus, TKN, NO2, NO3.

**Mansfield Facility**
**SM 2540D:** TSS
**EPA 8082A:** NPW: PCB: 1, 5, 31, 87,101, 110, 141, 151, 153, 180, 183, 187.
**EPA TO-15:** Halothane, 2,4,4-Trimethyl-2-pentene, 2,4,4-Trimethyl-1-pentene, Thiophene, 2-Methylthiophene, 3-Methylthiophene, 2-Ethylthiophene, 1,2,3-Trimethylbenzene, Indan, Indene, 1,2,4,5-Tetramethylbenzene, Benzothiophene, 1-Methylnaphthalene.
**Biological Tissue Matrix:** EPA 3050B

**The following analytes are included in our Massachusetts DEP Scope of Accreditation**

**Westborough Facility:**

***Drinking Water***
**EPA 300.0**: Chloride, Nitrate-N, Fluoride, Sulfate; **EPA 353.2**: Nitrate-N, Nitrite-N; **SM4500NO3-F**: Nitrate-N, Nitrite-N; **SM4500F-C, SM4500CN-CE, EPA 180.1, SM2130B, SM4500Cl-D, SM2320B, SM2540C, SM4500H-B, SM4500NO2-B**
**EPA 332**: Perchlorate; **EPA 524.2:** THMs and VOCs; **EPA 504.1:** EDB, DBCP.
**Microbiology**: **SM9215B; SM9223-P/A, SM9223B-Colilert-QT,SM9222D**.

***Non-Potable Water***
**SM4500H,B, EPA 120.1, SM2510B, SM2540C, SM2320B, SM4500CL-E, SM4500F-BC, SM4500NH3-BH:** Ammonia-N and Kjeldahl-N, **EPA 350.1**: Ammonia-N, **LACHAT 10-107-06-1-B**: Ammonia-N, **EPA 351.1, SM4500NO3-F, EPA 353.2**: Nitrate-N, **SM4500P-E, SM4500P-B, E, SM4500SO4-E, SM5220D, EPA 410.4, SM5210B, SM5310C, SM4500CL-D, EPA 1664, EPA 420.1, SM4500-CN-CE, SM2540D, EPA 300: Chloride, Sulfate, Nitrate.**
**EPA 624.1**: Volatile Halocarbons & Aromatics,
**EPA 608.3**: Chlordane, Toxaphene, Aldrin, alpha-BHC, beta-BHC, gamma-BHC, delta-BHC, Dieldrin, DDD, DDE, DDT, Endosulfan I, Endosulfan II, Endosulfan sulfate, Endrin, Endrin Aldehyde, Heptachlor, Heptachlor Epoxide, PCBs
**EPA 625.1**: SVOC (Acid/Base/Neutral Extractables), **EPA 600/4-81-045**: PCB-Oil.
**Microbiology**: **SM9223B-Colilert-QT; Enterolert-QT, SM9221E, EPA 1600, EPA 1603, SM9222D.**

**Mansfield Facility:**

***Drinking Water***
**EPA 200.7:** Al, Ba, Cd, Cr, Cu, Fe, Mn, Ni, Na, Ag, Ca, Zn. **EPA 200.8:** Al, Sb, As, Ba, Be, Cd, Cr, Cu, Pb, Mn, Ni, Se, Ag, TL, Zn. **EPA 245.1** Hg.
**EPA 522, EPA 537.1.**

***Non-Potable Water***
**EPA 200.7:** Al, Sb, As, Be, Cd, Ca, Cr, Co, Cu, Fe, Pb, Mg, Mn, Mo, Ni, K, Se, Ag, Na, Sr, TL, Ti, V, Zn.
**EPA 200.8:** Al, Sb, As, Be, Cd, Cr, Cu, Fe, Pb, Mn, Ni, K, Se, Ag, Na, TL, Zn.
**EPA 245.1** Hg.
**SM2340B**

For a complete listing of analytes and methods, please contact your Alpha Project Manager.

# NEW YORK CHAIN OF CUSTODY

ALPHA ANALYTICAL

Westborough, MA 01581
8 Walkup Dr.
TEL: 508-898-9220
FAX: 508-898-9193

Mansfield, MA 02048
320 Forbes Blvd
TEL: 508-822-9300
FAX: 508-822-3288

**Service Centers**
Mahwah, NJ 07430: 35 Whitney Rd, Suite 5
Albany, NY 12205: 14 Walker Way
Tonawanda, NY 14150: 275 Cooper Ave, Suite 105

Page 1 of 2

Date Rec'd in Lab: 01/30/23

ALPHA Job #: L2305048

**Client Information**
Client: SESI
Address: 959 US46 Fl3 Suite 300 Parsippany NJ
Phone: 973 808 9050
Fax:
Email: monica.milton@sesi.org

**Project Information**
Project Name: North Mainstreet Site
Project Location: 128 North Main Port Chester NY
Project #: 12814:3
(Use Project name as Project #) ☐
Project Manager: Monica Milton
ALPHAQuote #:

**Turn-Around Time**
Standard ☑ Due Date:
Rush (only if pre approved) ☐ # of Days:

**Deliverables**
☐ ASP-A ☑ ASP-B
☐ EQuIS (1 File) ☐ EQuIS (4 File)
☑ Other SESI Equis

**Regulatory Requirement**
☐ NY TOGS ☐ NY Part 375
☐ AWQ Standards ☐ NY CP-51
☐ NY Restricted Use ☐ Other
☐ NY Unrestricted Use ☑ DEC SCO
☐ NYC Sewer Discharge ☑ AWQS

**Billing Information**
☐ Same as Client Info
PO #

**Disposal Site Information**
Please identify below location of applicable disposal facilities.
Disposal Facility:
☐ NJ ☐ NY
☐ Other:

These samples have been previously analyzed by Alpha ☐

**Other project specific requirements/comments:**

**Please specify Metals or TAL.**

**ANALYSIS**

**Sample Filtration**
☐ Done
☐ Lab to do
**Preservation**
☐ Lab to do
*(Please Specify below)*

| ALPHA Lab ID (Lab Use Only) | Sample ID | Collection Date | Collection Time | Sample Matrix | Sampler's Initials | TCL+30 TAL | PFAS method 1633 | 1,4-Dioxane | VOCs Only | TO-15 | | | | Sample Specific Comments | Total Bottle |
|---|---|---|---|---|---|---|---|---|---|---|---|---|---|---|---|
| 05048 -01 | SB-202 (0.5-1.5) | 01/30 | 12:40 | Soil | CB | ✓ | | | | | | | | | |
| -02 | SB-203 (2-3) | | 13:30 | | CB | ✓ | ✓ | ✓ | | | | | | | |
| -03 | SB-211 (2-3) | | 9:00 | | CB | ✓ | | | | | | | | | |
| -04 | SB-212 (1.5-2.5) | | 9:30 | | CB | ✓ | ✓ | ✓ | | | | | | | |
| -05 | SB-213 (4.5-5.5) | | 8:00 | | CB | ✓ | | | | | | | | | |
| -06 | SB-214 (2.5-3.5) | | 10:15 | | CB | ✓ | | | | | | | | | |
| -07 | SB-215 (1-2) | | 10:45 | | CB | ✓ | ✓ | ✓ | | | | | | | |
| -08 | DUP-SO-20230130 | | 9:45 | | CB | ✓ | ✓ | ✓ | | | | | | | |
| | ~~SSV-201~~ | ~~1/30~~ | ~~12:15~~ | ~~Air~~ | ~~CB~~ | | | | | ✓ | | | | | |
| | ~~SSV-202~~ | ~~1/30~~ | ~~12:57~~ | ~~Air~~ | ~~CB~~ | | | | | ✓ | | | | | |

| | | | | | | | | |
|---|---|---|---|---|---|---|---|---|
| Container Type | CI | PI | | | | | | |
| Preservative | / | / | ✓ | | O | | | |

Preservative Code:
A = None
B = HCl
C = $HNO_3$
D = $H_2SO_4$
E = NaOH
F = MeOH
G = $NaHSO_4$
H = $Na_2S_2O_3$
K/E = Zn Ac/NaOH
O = Other

Container Code
P = Plastic
A = Amber Glass
V = Vial
G = Glass
B = Bacteria Cup
C = Cube
O = Other
E = Encore
D = BOD Bottle

Westboro: Certification No: MA935
Mansfield: Certification No: MA015

| Relinquished By: | Date/Time | Received By: | Date/Time |
|---|---|---|---|
| Christian Barletta | 1/30 3:10 | Don D [illegible] | 1/30/23 15:15 |
| Don D [illegible] | 1/30/23 16:30 | MSMA [illegible] | 1/30/23 17:00 |
| [illegible] | | [illegible] | |
| | | [illegible] | 1/30/23 22:15 |

Please print clearly, legibly and completely. Samples can not be logged in and turnaround time clock will not start until any ambiguities are resolved. BY EXECUTING THIS COC, THE CLIENT HAS READ AND AGREES TO BE BOUND BY ALPHA'S TERMS & CONDITIONS. (See reverse side.)

Form No: 01-25 HC (rev. 30-Sept-2013)

# NEW YORK CHAIN OF CUSTODY

ALPHA ANALYTICAL

Westborough, MA 01581
8 Walkup Dr.
TEL: 508-898-9220
FAX: 508-898-9193

Mansfield, MA 02048
320 Forbes Blvd
TEL: 508-822-9300
FAX: 508-822-3288

**Service Centers**
Mahwah, NJ 07430: 35 Whitney Rd, Suite 5
Albany, NY 12205: 14 Walker Way
Tonawanda, NY 14150: 275 Cooper Ave, Suite 105

Page 2 of 2

Date Rec'd in Lab: 01/30/23

ALPHA Job #: L2305048

**Client Information**
Client: SESI
Address: 455 US46 Ste 300, Parsippany NJ
Phone: 973 508 9050
Fax:
Email: monica.norton@sesi.org

**Project Information**
Project Name: North Main Street Site
Project Location: 128 North Main Street Pottchester
Project #: 12514.3
(Use Project name as Project #) ☐
Project Manager: Monica Norton
ALPHAQuote #:

**Turn-Around Time**
Standard ☐ Due Date:
Rush (only if pre approved) ☐ # of Days:

**Deliverables**
☐ ASP-A ☑ ASP-B
☐ EQuIS (1 File) ☐ EQuIS (4 File)
☑ Other SESI Equis

**Regulatory Requirement**
☐ NY TOGS ☐ NY Part 375
☐ AWQ Standards ☐ NY CP-51
☐ NY Restricted Use ☐ Other
☐ NY Unrestricted Use ☐ AWQS
☐ NYC Sewer Discharge

**Billing Information**
☐ Same as Client Info
PO #

**Disposal Site Information**
Please identify below location of applicable disposal facilities.
Disposal Facility:
☐ NJ ☐ NY
☐ Other:

These samples have been previously analyzed by Alpha ☐

**Other project specific requirements/comments:**

**Please specify Metals or TAL.**

**Sample Filtration**
☐ Done
☐ Lab to do
**Preservation**
☐ Lab to do
*(Please Specify below)*

| ALPHA Lab ID (Lab Use Only) | Sample ID | Collection Date | Collection Time | Sample Matrix | Sampler's Initials | TCL/TAL +30 | PFAS C1633 | 1,4-Dioxane | VOCs Only | | | | | Sample Specific Comments | Total Bottle |
|---|---|---|---|---|---|---|---|---|---|---|---|---|---|---|---|
| 05048-09 | TWP-205 | 1/30 | 1400 | GW | CB | ✓ | ✓ | ✓ | | | | | | | |
| -10 | TB-20230130 | 1/30 | – | – | – | | | | ✓ | | | | | | |

Preservative Code:
A = None
B = HCl
C = $HNO_3$
D = $H_2SO_4$
E = NaOH
F = MeOH
G = $NaHSO_4$
H = $Na_2S_2O_3$
K/E = Zn Ac/NaOH
O = Other

Container Code
P = Plastic
A = Amber Glass
V = Vial
G = Glass
B = Bacteria Cup
C = Cube
O = Other
E = Encore
D = BOD Bottle

Westboro: Certification No: MA935
Mansfield: Certification No: MA015

| Container Type | | | | | | | |
|---|---|---|---|---|---|---|---|
| Preservative | | | | | | | |

| Relinquished By: | Date/Time | Received By: | Date/Time |
|---|---|---|---|
| Dan Dall | 1/30/23 1630 | Dan Dall | 1/30/23 1515 |
| MSM (SW) | 1/30/23 | MSM (SW) | 1/30/23 1715 |
| | | MSM (SW) | 1/30/23 2215 |

Please print clearly, legibly and completely. Samples can not be logged in and turnaround time clock will not start until any ambiguities are resolved. BY EXECUTING THIS COC, THE CLIENT HAS READ AND AGREES TO BE BOUND BY ALPHA'S TERMS & CONDITIONS. (See reverse side.)

Form No: 01-25 HC (rev. 30-Sept-2013)

# ANALYTICAL REPORT

| | |
|---|---|
| Lab Number: | L2305056 |
| Client: | Soils Engineering Services, Inc.<br>959 Route 46E<br>Parsippany, NJ 07054 |
| ATTN: | Monica Norton |
| Phone: | (973) 808-9050 |
| Project Name: | NORTH MAIN SITE |
| Project Number: | 12814:3 |
| Report Date: | 02/03/23 |



Certifications & Approvals: MA (M-MA030), NH NELAP (2062), CT (PH-0141), DoD (L2474), FL (E87814), IL (200081), LA (85084), ME (MA00030), MD (350), NJ (MA015), NY (11627), NC (685), OH (CL106), PA (68-02089), RI (LAO00299), TX (T104704419), VT (VT-0015), VA (460194), WA (C954), US Army Corps of Engineers, USDA (Permit #P330-17-00150), USFWS (Permit #206964).

320 Forbes Boulevard, Mansfield, MA 02048-1806
508-822-9300 (Fax) 508-822-3288 800-624-9220 - www.alphalab.com

**Project Name:** NORTH MAIN SITE
**Project Number:** 12814:3

**Lab Number:** L2305056
**Report Date:** 02/03/23

| Alpha Sample ID | Client ID | Matrix | Sample Location | Collection Date/Time | Receive Date |
|---|---|---|---|---|---|
| L2305056-01 | SSV-201 | SOIL_VAPOR | 128 NORTH MAIN ST PORT CHESTER | 01/30/23 12:31 | 01/30/23 |
| L2305056-02 | SSV-202 | SOIL_VAPOR | 128 NORTH MAIN ST PORT CHESTER | 01/30/23 13:10 | 01/30/23 |

| | | | |
|---|---|---|---|
| **Project Name:** | NORTH MAIN SITE | **Lab Number:** | L2305056 |
| **Project Number:** | 12814:3 | **Report Date:** | 02/03/23 |

## Case Narrative

The samples were received in accordance with the Chain of Custody and no significant deviations were encountered during the preparation or analysis unless otherwise noted. Sample Receipt, Container Information, and the Chain of Custody are located at the back of the report.

Results contained within this report relate only to the samples submitted under this Alpha Lab Number and meet NELAP requirements for all NELAP accredited parameters unless otherwise noted in the following narrative. The data presented in this report is organized by parameter (i.e. VOC, SVOC, etc.). Sample specific Quality Control data (i.e. Surrogate Spike Recovery) is reported at the end of the target analyte list for each individual sample, followed by the Laboratory Batch Quality Control at the end of each parameter. Tentatively Identified Compounds (TICs), if requested, are reported for compounds identified to be present and are not part of the method/program Target Compound List, even if only a subset of the TCL are being reported. If a sample was re-analyzed or re-extracted due to a required quality control corrective action and if both sets of data are reported, the Laboratory ID of the re-analysis or re-extraction is designated with an "R" or "RE", respectively.

When multiple Batch Quality Control elements are reported (e.g. more than one LCS), the associated samples for each element are noted in the grey shaded header line of each data table. Any Laboratory Batch, Sample Specific % recovery or RPD value that is outside the listed Acceptance Criteria is bolded in the report. In reference to questions H (CAM) or 4 (RCP) when "NO" is checked, the performance criteria for CAM and RCP methods allow for some quality control failures to occur and still be within method compliance. In these instances, the specific failure is not narrated but noted in the associated QC Outlier Summary Report, located directly after the Case Narrative. QC information is also incorporated in the Data Usability Assessment table (Format 11) of our Data Merger tool, where it can be reviewed in conjunction with the sample result, associated regulatory criteria and any associated data usability implications.

Soil/sediments, solids and tissues are reported on a dry weight basis unless otherwise noted. Definitions of all data qualifiers and acronyms used in this report are provided in the Glossary located at the back of the report.

HOLD POLICY - For samples submitted on hold, Alpha's policy is to hold samples (with the exception of Air canisters) free of charge for 21 calendar days from the date the project is completed. After 21 calendar days, we will dispose of all samples submitted including those put on hold unless you have contacted your Alpha Project Manager and made arrangements for Alpha to continue to hold the samples. Air canisters will be disposed after 3 business days from the date the project is completed.

Please contact Project Management at 800-624-9220 with any questions.

| | | | |
|---|---|---|---|
| **Project Name:** | NORTH MAIN SITE | **Lab Number:** | L2305056 |
| **Project Number:** | 12814:3 | **Report Date:** | 02/03/23 |

**Case Narrative (continued)**

Volatile Organics in Air

Canisters were released from the laboratory on January 25, 2023. The canister certification results are provided as an addendum.

I, the undersigned, attest under the pains and penalties of perjury that, to the best of my knowledge and belief and based upon my personal inquiry of those responsible for providing the information contained in this analytical report, such information is accurate and complete. This certificate of analysis is not complete unless this page accompanies any and all pages of this report.

Authorized Signature: Christopher J. Anderson

Title: Technical Director/Representative

Date: 02/03/23

# AIR

**Project Name:** NORTH MAIN SITE
**Project Number:** 12814:3
**Lab Number:** L2305056
**Report Date:** 02/03/23

## SAMPLE RESULTS

Lab ID: L2305056-01
Client ID: SSV-201
Sample Location: 128 NORTH MAIN ST PORT CHESTER

Date Collected: 01/30/23 12:31
Date Received: 01/30/23
Field Prep: Not Specified

Sample Depth:
Matrix: Soil_Vapor
Anaytical Method: 48,TO-15
Analytical Date: 02/02/23 20:25
Analyst: RAY

| | ppbV | | | ug/m3 | | | | |
|---|---|---|---|---|---|---|---|---|
| Parameter | Results | RL | MDL | Results | RL | MDL | Qualifier | Dilution Factor |
| Volatile Organics in Air - Mansfield Lab | | | | | | | | |
| Dichlorodifluoromethane | 0.511 | 0.200 | -- | 2.53 | 0.989 | -- | | 1 |
| Chloromethane | ND | 0.200 | -- | ND | 0.413 | -- | | 1 |
| Freon-114 | ND | 0.200 | -- | ND | 1.40 | -- | | 1 |
| Vinyl chloride | ND | 0.200 | -- | ND | 0.511 | -- | | 1 |
| 1,3-Butadiene | 0.675 | 0.200 | -- | 1.49 | 0.442 | -- | | 1 |
| Bromomethane | ND | 0.200 | -- | ND | 0.777 | -- | | 1 |
| Chloroethane | ND | 0.200 | -- | ND | 0.528 | -- | | 1 |
| Ethanol | 12.2 | 5.00 | -- | 23.0 | 9.42 | -- | | 1 |
| Vinyl bromide | ND | 0.200 | -- | ND | 0.874 | -- | | 1 |
| Acetone | 41.6 | 1.00 | -- | 98.8 | 2.38 | -- | | 1 |
| Trichlorofluoromethane | 0.306 | 0.200 | -- | 1.72 | 1.12 | -- | | 1 |
| Isopropanol | 6.06 | 0.500 | -- | 14.9 | 1.23 | -- | | 1 |
| 1,1-Dichloroethene | ND | 0.200 | -- | ND | 0.793 | -- | | 1 |
| Tertiary butyl Alcohol | 10.8 | 0.500 | -- | 32.7 | 1.52 | -- | | 1 |
| Methylene chloride | ND | 0.500 | -- | ND | 1.74 | -- | | 1 |
| 3-Chloropropene | ND | 0.200 | -- | ND | 0.626 | -- | | 1 |
| Carbon disulfide | 2.16 | 0.200 | -- | 6.73 | 0.623 | -- | | 1 |
| Freon-113 | ND | 0.200 | -- | ND | 1.53 | -- | | 1 |
| trans-1,2-Dichloroethene | ND | 0.200 | -- | ND | 0.793 | -- | | 1 |
| 1,1-Dichloroethane | ND | 0.200 | -- | ND | 0.809 | -- | | 1 |
| Methyl tert butyl ether | ND | 0.200 | -- | ND | 0.721 | -- | | 1 |
| 2-Butanone | 2.35 | 0.500 | -- | 6.93 | 1.47 | -- | | 1 |
| cis-1,2-Dichloroethene | ND | 0.200 | -- | ND | 0.793 | -- | | 1 |

**Project Name:** NORTH MAIN SITE
**Project Number:** 12814:3
**Lab Number:** L2305056
**Report Date:** 02/03/23

## SAMPLE RESULTS

Lab ID: L2305056-01
Client ID: SSV-201
Sample Location: 128 NORTH MAIN ST PORT CHESTER

Date Collected: 01/30/23 12:31
Date Received: 01/30/23
Field Prep: Not Specified

Sample Depth:

| Parameter | ppbV Results | ppbV RL | ppbV MDL | ug/m3 Results | ug/m3 RL | ug/m3 MDL | Qualifier | Dilution Factor |
|---|---|---|---|---|---|---|---|---|
| **Volatile Organics in Air - Mansfield Lab** | | | | | | | | |
| Ethyl Acetate | ND | 0.500 | -- | ND | 1.80 | -- | | 1 |
| Chloroform | 0.250 | 0.200 | -- | 1.22 | 0.977 | -- | | 1 |
| Tetrahydrofuran | ND | 0.500 | -- | ND | 1.47 | -- | | 1 |
| 1,2-Dichloroethane | ND | 0.200 | -- | ND | 0.809 | -- | | 1 |
| n-Hexane | 10.3 | 0.200 | -- | 36.3 | 0.705 | -- | | 1 |
| 1,1,1-Trichloroethane | 0.202 | 0.200 | -- | 1.10 | 1.09 | -- | | 1 |
| Benzene | 1.19 | 0.200 | -- | 3.80 | 0.639 | -- | | 1 |
| Carbon tetrachloride | ND | 0.200 | -- | ND | 1.26 | -- | | 1 |
| Cyclohexane | 1.70 | 0.200 | -- | 5.85 | 0.688 | -- | | 1 |
| 1,2-Dichloropropane | ND | 0.200 | -- | ND | 0.924 | -- | | 1 |
| Bromodichloromethane | ND | 0.200 | -- | ND | 1.34 | -- | | 1 |
| 1,4-Dioxane | ND | 0.200 | -- | ND | 0.721 | -- | | 1 |
| Trichloroethene | ND | 0.200 | -- | ND | 1.07 | -- | | 1 |
| 2,2,4-Trimethylpentane | ND | 0.200 | -- | ND | 0.934 | -- | | 1 |
| Heptane | 0.745 | 0.200 | -- | 3.05 | 0.820 | -- | | 1 |
| cis-1,3-Dichloropropene | ND | 0.200 | -- | ND | 0.908 | -- | | 1 |
| 4-Methyl-2-pentanone | ND | 0.500 | -- | ND | 2.05 | -- | | 1 |
| trans-1,3-Dichloropropene | ND | 0.200 | -- | ND | 0.908 | -- | | 1 |
| 1,1,2-Trichloroethane | ND | 0.200 | -- | ND | 1.09 | -- | | 1 |
| Toluene | 9.08 | 0.200 | -- | 34.2 | 0.754 | -- | | 1 |
| 2-Hexanone | ND | 0.200 | -- | ND | 0.820 | -- | | 1 |
| Dibromochloromethane | ND | 0.200 | -- | ND | 1.70 | -- | | 1 |
| 1,2-Dibromoethane | ND | 0.200 | -- | ND | 1.54 | -- | | 1 |
| Tetrachloroethene | 0.707 | 0.200 | -- | 4.79 | 1.36 | -- | | 1 |
| Chlorobenzene | ND | 0.200 | -- | ND | 0.921 | -- | | 1 |
| Ethylbenzene | 0.451 | 0.200 | -- | 1.96 | 0.869 | -- | | 1 |

**Project Name:** NORTH MAIN SITE
**Project Number:** 12814:3
**Lab Number:** L2305056
**Report Date:** 02/03/23

## SAMPLE RESULTS

Lab ID: L2305056-01
Client ID: SSV-201
Sample Location: 128 NORTH MAIN ST PORT CHESTER

Date Collected: 01/30/23 12:31
Date Received: 01/30/23
Field Prep: Not Specified

Sample Depth:

| Parameter | ppbV Results | ppbV RL | ppbV MDL | ug/m3 Results | ug/m3 RL | ug/m3 MDL | Qualifier | Dilution Factor |
|---|---|---|---|---|---|---|---|---|
| Volatile Organics in Air - Mansfield Lab | | | | | | | | |
| p/m-Xylene | 2.25 | 0.400 | -- | 9.77 | 1.74 | -- | | 1 |
| Bromoform | ND | 0.200 | -- | ND | 2.07 | -- | | 1 |
| Styrene | ND | 0.200 | -- | ND | 0.852 | -- | | 1 |
| 1,1,2,2-Tetrachloroethane | ND | 0.200 | -- | ND | 1.37 | -- | | 1 |
| o-Xylene | 0.875 | 0.200 | -- | 3.80 | 0.869 | -- | | 1 |
| 4-Ethyltoluene | ND | 0.200 | -- | ND | 0.983 | -- | | 1 |
| 1,3,5-Trimethylbenzene | ND | 0.200 | -- | ND | 0.983 | -- | | 1 |
| 1,2,4-Trimethylbenzene | 0.692 | 0.200 | -- | 3.40 | 0.983 | -- | | 1 |
| Benzyl chloride | ND | 0.200 | -- | ND | 1.04 | -- | | 1 |
| 1,3-Dichlorobenzene | ND | 0.200 | -- | ND | 1.20 | -- | | 1 |
| 1,4-Dichlorobenzene | ND | 0.200 | -- | ND | 1.20 | -- | | 1 |
| 1,2-Dichlorobenzene | ND | 0.200 | -- | ND | 1.20 | -- | | 1 |
| 1,2,4-Trichlorobenzene | ND | 0.200 | -- | ND | 1.48 | -- | | 1 |
| Hexachlorobutadiene | ND | 0.200 | -- | ND | 2.13 | -- | | 1 |

| Internal Standard | % Recovery | Qualifier | Acceptance Criteria |
|---|---|---|---|
| 1,4-Difluorobenzene | 99 | | 60-140 |
| Bromochloromethane | 91 | | 60-140 |
| chlorobenzene-d5 | 90 | | 60-140 |

**Project Name:** NORTH MAIN SITE
**Project Number:** 12814:3
**Lab Number:** L2305056
**Report Date:** 02/03/23

## SAMPLE RESULTS

Lab ID: L2305056-02
Client ID: SSV-202
Sample Location: 128 NORTH MAIN ST PORT CHESTER

Date Collected: 01/30/23 13:10
Date Received: 01/30/23
Field Prep: Not Specified

Sample Depth:
Matrix: Soil_Vapor
Anaytical Method: 48,TO-15
Analytical Date: 02/02/23 21:05
Analyst: RAY

| | ppbV | | | ug/m3 | | | | |
|---|---|---|---|---|---|---|---|---|
| Parameter | Results | RL | MDL | Results | RL | MDL | Qualifier | Dilution Factor |
| Volatile Organics in Air - Mansfield Lab | | | | | | | | |
| Dichlorodifluoromethane | 0.551 | 0.200 | -- | 2.72 | 0.989 | -- | | 1 |
| Chloromethane | ND | 0.200 | -- | ND | 0.413 | -- | | 1 |
| Freon-114 | ND | 0.200 | -- | ND | 1.40 | -- | | 1 |
| Vinyl chloride | ND | 0.200 | -- | ND | 0.511 | -- | | 1 |
| 1,3-Butadiene | ND | 0.200 | -- | ND | 0.442 | -- | | 1 |
| Bromomethane | ND | 0.200 | -- | ND | 0.777 | -- | | 1 |
| Chloroethane | ND | 0.200 | -- | ND | 0.528 | -- | | 1 |
| Ethanol | 11.9 | 5.00 | -- | 22.4 | 9.42 | -- | | 1 |
| Vinyl bromide | ND | 0.200 | -- | ND | 0.874 | -- | | 1 |
| Acetone | 16.4 | 1.00 | -- | 39.0 | 2.38 | -- | | 1 |
| Trichlorofluoromethane | 0.227 | 0.200 | -- | 1.28 | 1.12 | -- | | 1 |
| Isopropanol | 9.88 | 0.500 | -- | 24.3 | 1.23 | -- | | 1 |
| 1,1-Dichloroethene | ND | 0.200 | -- | ND | 0.793 | -- | | 1 |
| Tertiary butyl Alcohol | 2.09 | 0.500 | -- | 6.34 | 1.52 | -- | | 1 |
| Methylene chloride | ND | 0.500 | -- | ND | 1.74 | -- | | 1 |
| 3-Chloropropene | ND | 0.200 | -- | ND | 0.626 | -- | | 1 |
| Carbon disulfide | 0.379 | 0.200 | -- | 1.18 | 0.623 | -- | | 1 |
| Freon-113 | ND | 0.200 | -- | ND | 1.53 | -- | | 1 |
| trans-1,2-Dichloroethene | ND | 0.200 | -- | ND | 0.793 | -- | | 1 |
| 1,1-Dichloroethane | ND | 0.200 | -- | ND | 0.809 | -- | | 1 |
| Methyl tert butyl ether | ND | 0.200 | -- | ND | 0.721 | -- | | 1 |
| 2-Butanone | 3.39 | 0.500 | -- | 10.0 | 1.47 | -- | | 1 |
| cis-1,2-Dichloroethene | ND | 0.200 | -- | ND | 0.793 | -- | | 1 |

**Project Name:** NORTH MAIN SITE
**Project Number:** 12814:3
**Lab Number:** L2305056
**Report Date:** 02/03/23

## SAMPLE RESULTS

Lab ID: L2305056-02
Client ID: SSV-202
Sample Location: 128 NORTH MAIN ST PORT CHESTER

Date Collected: 01/30/23 13:10
Date Received: 01/30/23
Field Prep: Not Specified

Sample Depth:

| Parameter | ppbV Results | ppbV RL | ppbV MDL | ug/m3 Results | ug/m3 RL | ug/m3 MDL | Qualifier | Dilution Factor |
|---|---|---|---|---|---|---|---|---|
| **Volatile Organics in Air - Mansfield Lab** | | | | | | | | |
| Ethyl Acetate | ND | 0.500 | -- | ND | 1.80 | -- | | 1 |
| Chloroform | 1.20 | 0.200 | -- | 5.86 | 0.977 | -- | | 1 |
| Tetrahydrofuran | ND | 0.500 | -- | ND | 1.47 | -- | | 1 |
| 1,2-Dichloroethane | ND | 0.200 | -- | ND | 0.809 | -- | | 1 |
| n-Hexane | 39.2 | 0.200 | -- | 138 | 0.705 | -- | | 1 |
| 1,1,1-Trichloroethane | ND | 0.200 | -- | ND | 1.09 | -- | | 1 |
| Benzene | 0.313 | 0.200 | -- | 1.00 | 0.639 | -- | | 1 |
| Carbon tetrachloride | ND | 0.200 | -- | ND | 1.26 | -- | | 1 |
| Cyclohexane | 0.310 | 0.200 | -- | 1.07 | 0.688 | -- | | 1 |
| 1,2-Dichloropropane | ND | 0.200 | -- | ND | 0.924 | -- | | 1 |
| Bromodichloromethane | ND | 0.200 | -- | ND | 1.34 | -- | | 1 |
| 1,4-Dioxane | ND | 0.200 | -- | ND | 0.721 | -- | | 1 |
| Trichloroethene | ND | 0.200 | -- | ND | 1.07 | -- | | 1 |
| 2,2,4-Trimethylpentane | ND | 0.200 | -- | ND | 0.934 | -- | | 1 |
| Heptane | ND | 0.200 | -- | ND | 0.820 | -- | | 1 |
| cis-1,3-Dichloropropene | ND | 0.200 | -- | ND | 0.908 | -- | | 1 |
| 4-Methyl-2-pentanone | ND | 0.500 | -- | ND | 2.05 | -- | | 1 |
| trans-1,3-Dichloropropene | ND | 0.200 | -- | ND | 0.908 | -- | | 1 |
| 1,1,2-Trichloroethane | ND | 0.200 | -- | ND | 1.09 | -- | | 1 |
| Toluene | 4.50 | 0.200 | -- | 17.0 | 0.754 | -- | | 1 |
| 2-Hexanone | ND | 0.200 | -- | ND | 0.820 | -- | | 1 |
| Dibromochloromethane | ND | 0.200 | -- | ND | 1.70 | -- | | 1 |
| 1,2-Dibromoethane | ND | 0.200 | -- | ND | 1.54 | -- | | 1 |
| Tetrachloroethene | 0.480 | 0.200 | -- | 3.25 | 1.36 | -- | | 1 |
| Chlorobenzene | ND | 0.200 | -- | ND | 0.921 | -- | | 1 |
| Ethylbenzene | 0.300 | 0.200 | -- | 1.30 | 0.869 | -- | | 1 |

**Project Name:** NORTH MAIN SITE
**Project Number:** 12814:3
**Lab Number:** L2305056
**Report Date:** 02/03/23

## SAMPLE RESULTS

Lab ID: L2305056-02
Client ID: SSV-202
Sample Location: 128 NORTH MAIN ST PORT CHESTER

Date Collected: 01/30/23 13:10
Date Received: 01/30/23
Field Prep: Not Specified

Sample Depth:

| Parameter | ppbV Results | ppbV RL | ppbV MDL | ug/m3 Results | ug/m3 RL | ug/m3 MDL | Qualifier | Dilution Factor |
|---|---|---|---|---|---|---|---|---|
| Volatile Organics in Air - Mansfield Lab | | | | | | | | |
| p/m-Xylene | 1.51 | 0.400 | -- | 6.56 | 1.74 | -- | | 1 |
| Bromoform | ND | 0.200 | -- | ND | 2.07 | -- | | 1 |
| Styrene | ND | 0.200 | -- | ND | 0.852 | -- | | 1 |
| 1,1,2,2-Tetrachloroethane | ND | 0.200 | -- | ND | 1.37 | -- | | 1 |
| o-Xylene | 0.582 | 0.200 | -- | 2.53 | 0.869 | -- | | 1 |
| 4-Ethyltoluene | ND | 0.200 | -- | ND | 0.983 | -- | | 1 |
| 1,3,5-Trimethylbenzene | ND | 0.200 | -- | ND | 0.983 | -- | | 1 |
| 1,2,4-Trimethylbenzene | 0.619 | 0.200 | -- | 3.04 | 0.983 | -- | | 1 |
| Benzyl chloride | ND | 0.200 | -- | ND | 1.04 | -- | | 1 |
| 1,3-Dichlorobenzene | ND | 0.200 | -- | ND | 1.20 | -- | | 1 |
| 1,4-Dichlorobenzene | ND | 0.200 | -- | ND | 1.20 | -- | | 1 |
| 1,2-Dichlorobenzene | ND | 0.200 | -- | ND | 1.20 | -- | | 1 |
| 1,2,4-Trichlorobenzene | ND | 0.200 | -- | ND | 1.48 | -- | | 1 |
| Hexachlorobutadiene | ND | 0.200 | -- | ND | 2.13 | -- | | 1 |

| Internal Standard | % Recovery | Qualifier | Acceptance Criteria |
|---|---|---|---|
| 1,4-Difluorobenzene | 101 | | 60-140 |
| Bromochloromethane | 92 | | 60-140 |
| chlorobenzene-d5 | 92 | | 60-140 |

**Project Name:** NORTH MAIN SITE
**Project Number:** 12814:3
**Lab Number:** L2305056
**Report Date:** 02/03/23

# Method Blank Analysis
## Batch Quality Control

Analytical Method: 48,TO-15
Analytical Date: 02/02/23 16:12

| Parameter | ppbV Results | ppbV RL | ppbV MDL | ug/m3 Results | ug/m3 RL | ug/m3 MDL | Qualifier | Dilution Factor |
|---|---|---|---|---|---|---|---|---|
| Volatile Organics in Air - Mansfield Lab for sample(s): 01-02 Batch: WG1740290-4 | | | | | | | | |
| Dichlorodifluoromethane | ND | 0.200 | -- | ND | 0.989 | -- | | 1 |
| Chloromethane | ND | 0.200 | -- | ND | 0.413 | -- | | 1 |
| Freon-114 | ND | 0.200 | -- | ND | 1.40 | -- | | 1 |
| Vinyl chloride | ND | 0.200 | -- | ND | 0.511 | -- | | 1 |
| 1,3-Butadiene | ND | 0.200 | -- | ND | 0.442 | -- | | 1 |
| Bromomethane | ND | 0.200 | -- | ND | 0.777 | -- | | 1 |
| Chloroethane | ND | 0.200 | -- | ND | 0.528 | -- | | 1 |
| Ethanol | ND | 5.00 | -- | ND | 9.42 | -- | | 1 |
| Vinyl bromide | ND | 0.200 | -- | ND | 0.874 | -- | | 1 |
| Acetone | ND | 1.00 | -- | ND | 2.38 | -- | | 1 |
| Trichlorofluoromethane | ND | 0.200 | -- | ND | 1.12 | -- | | 1 |
| Isopropanol | ND | 0.500 | -- | ND | 1.23 | -- | | 1 |
| 1,1-Dichloroethene | ND | 0.200 | -- | ND | 0.793 | -- | | 1 |
| Tertiary butyl Alcohol | ND | 0.500 | -- | ND | 1.52 | -- | | 1 |
| Methylene chloride | ND | 0.500 | -- | ND | 1.74 | -- | | 1 |
| 3-Chloropropene | ND | 0.200 | -- | ND | 0.626 | -- | | 1 |
| Carbon disulfide | ND | 0.200 | -- | ND | 0.623 | -- | | 1 |
| Freon-113 | ND | 0.200 | -- | ND | 1.53 | -- | | 1 |
| trans-1,2-Dichloroethene | ND | 0.200 | -- | ND | 0.793 | -- | | 1 |
| 1,1-Dichloroethane | ND | 0.200 | -- | ND | 0.809 | -- | | 1 |
| Methyl tert butyl ether | ND | 0.200 | -- | ND | 0.721 | -- | | 1 |
| 2-Butanone | ND | 0.500 | -- | ND | 1.47 | -- | | 1 |
| cis-1,2-Dichloroethene | ND | 0.200 | -- | ND | 0.793 | -- | | 1 |
| Ethyl Acetate | ND | 0.500 | -- | ND | 1.80 | -- | | 1 |
| Chloroform | ND | 0.200 | -- | ND | 0.977 | -- | | 1 |

**Project Name:** NORTH MAIN SITE
**Project Number:** 12814:3
**Lab Number:** L2305056
**Report Date:** 02/03/23

# Method Blank Analysis
## Batch Quality Control

Analytical Method: 48,TO-15
Analytical Date: 02/02/23 16:12

| Parameter | ppbV Results | ppbV RL | ppbV MDL | ug/m3 Results | ug/m3 RL | ug/m3 MDL | Qualifier | Dilution Factor |
|---|---|---|---|---|---|---|---|---|
| Volatile Organics in Air - Mansfield Lab for sample(s): 01-02 Batch: WG1740290-4 | | | | | | | | |
| Tetrahydrofuran | ND | 0.500 | -- | ND | 1.47 | -- | | 1 |
| 1,2-Dichloroethane | ND | 0.200 | -- | ND | 0.809 | -- | | 1 |
| n-Hexane | ND | 0.200 | -- | ND | 0.705 | -- | | 1 |
| 1,1,1-Trichloroethane | ND | 0.200 | -- | ND | 1.09 | -- | | 1 |
| Benzene | ND | 0.200 | -- | ND | 0.639 | -- | | 1 |
| Carbon tetrachloride | ND | 0.200 | -- | ND | 1.26 | -- | | 1 |
| Cyclohexane | ND | 0.200 | -- | ND | 0.688 | -- | | 1 |
| 1,2-Dichloropropane | ND | 0.200 | -- | ND | 0.924 | -- | | 1 |
| Bromodichloromethane | ND | 0.200 | -- | ND | 1.34 | -- | | 1 |
| 1,4-Dioxane | ND | 0.200 | -- | ND | 0.721 | -- | | 1 |
| Trichloroethene | ND | 0.200 | -- | ND | 1.07 | -- | | 1 |
| 2,2,4-Trimethylpentane | ND | 0.200 | -- | ND | 0.934 | -- | | 1 |
| Heptane | ND | 0.200 | -- | ND | 0.820 | -- | | 1 |
| cis-1,3-Dichloropropene | ND | 0.200 | -- | ND | 0.908 | -- | | 1 |
| 4-Methyl-2-pentanone | ND | 0.500 | -- | ND | 2.05 | -- | | 1 |
| trans-1,3-Dichloropropene | ND | 0.200 | -- | ND | 0.908 | -- | | 1 |
| 1,1,2-Trichloroethane | ND | 0.200 | -- | ND | 1.09 | -- | | 1 |
| Toluene | ND | 0.200 | -- | ND | 0.754 | -- | | 1 |
| 2-Hexanone | ND | 0.200 | -- | ND | 0.820 | -- | | 1 |
| Dibromochloromethane | ND | 0.200 | -- | ND | 1.70 | -- | | 1 |
| 1,2-Dibromoethane | ND | 0.200 | -- | ND | 1.54 | -- | | 1 |
| Tetrachloroethene | ND | 0.200 | -- | ND | 1.36 | -- | | 1 |
| Chlorobenzene | ND | 0.200 | -- | ND | 0.921 | -- | | 1 |
| Ethylbenzene | ND | 0.200 | -- | ND | 0.869 | -- | | 1 |
| p/m-Xylene | ND | 0.400 | -- | ND | 1.74 | -- | | 1 |

**Project Name:** NORTH MAIN SITE
**Project Number:** 12814:3
**Lab Number:** L2305056
**Report Date:** 02/03/23

# Method Blank Analysis
## Batch Quality Control

Analytical Method: 48,TO-15
Analytical Date: 02/02/23 16:12

| Parameter | ppbV Results | ppbV RL | ppbV MDL | ug/m3 Results | ug/m3 RL | ug/m3 MDL | Qualifier | Dilution Factor |
|---|---|---|---|---|---|---|---|---|
| Volatile Organics in Air - Mansfield Lab for sample(s): 01-02 Batch: WG1740290-4 | | | | | | | | |
| Bromoform | ND | 0.200 | -- | ND | 2.07 | -- | | 1 |
| Styrene | ND | 0.200 | -- | ND | 0.852 | -- | | 1 |
| 1,1,2,2-Tetrachloroethane | ND | 0.200 | -- | ND | 1.37 | -- | | 1 |
| o-Xylene | ND | 0.200 | -- | ND | 0.869 | -- | | 1 |
| 4-Ethyltoluene | ND | 0.200 | -- | ND | 0.983 | -- | | 1 |
| 1,3,5-Trimethylbenzene | ND | 0.200 | -- | ND | 0.983 | -- | | 1 |
| 1,2,4-Trimethylbenzene | ND | 0.200 | -- | ND | 0.983 | -- | | 1 |
| Benzyl chloride | ND | 0.200 | -- | ND | 1.04 | -- | | 1 |
| 1,3-Dichlorobenzene | ND | 0.200 | -- | ND | 1.20 | -- | | 1 |
| 1,4-Dichlorobenzene | ND | 0.200 | -- | ND | 1.20 | -- | | 1 |
| 1,2-Dichlorobenzene | ND | 0.200 | -- | ND | 1.20 | -- | | 1 |
| 1,2,4-Trichlorobenzene | ND | 0.200 | -- | ND | 1.48 | -- | | 1 |
| Hexachlorobutadiene | ND | 0.200 | -- | ND | 2.13 | -- | | 1 |

# Lab Control Sample Analysis
## Batch Quality Control

**Project Name:** NORTH MAIN SITE
**Project Number:** 12814:3
**Lab Number:** L2305056
**Report Date:** 02/03/23

| Parameter | LCS %Recovery | Qual | LCSD %Recovery | Qual | %Recovery Limits | RPD | Qual | RPD Limits |
|---|---|---|---|---|---|---|---|---|
| Volatile Organics in Air - Mansfield Lab Associated sample(s): 01-02 Batch: WG1740290-3 | | | | | | | | |
| Dichlorodifluoromethane | 111 | | - | | 70-130 | - | | |
| Chloromethane | 100 | | - | | 70-130 | - | | |
| Freon-114 | 114 | | - | | 70-130 | - | | |
| Vinyl chloride | 122 | | - | | 70-130 | - | | |
| 1,3-Butadiene | 112 | | - | | 70-130 | - | | |
| Bromomethane | 115 | | - | | 70-130 | - | | |
| Chloroethane | 118 | | - | | 70-130 | - | | |
| Ethanol | 114 | | - | | 40-160 | - | | |
| Vinyl bromide | 94 | | - | | 70-130 | - | | |
| Acetone | 128 | | - | | 40-160 | - | | |
| Trichlorofluoromethane | 111 | | - | | 70-130 | - | | |
| Isopropanol | 124 | | - | | 40-160 | - | | |
| 1,1-Dichloroethene | 112 | | - | | 70-130 | - | | |
| Tertiary butyl Alcohol | 108 | | - | | 70-130 | - | | |
| Methylene chloride | 102 | | - | | 70-130 | - | | |
| 3-Chloropropene | 112 | | - | | 70-130 | - | | |
| Carbon disulfide | 94 | | - | | 70-130 | - | | |
| Freon-113 | 102 | | - | | 70-130 | - | | |
| trans-1,2-Dichloroethene | 101 | | - | | 70-130 | - | | |
| 1,1-Dichloroethane | 104 | | - | | 70-130 | - | | |
| Methyl tert butyl ether | 103 | | - | | 70-130 | - | | |
| 2-Butanone | 103 | | - | | 70-130 | - | | |
| cis-1,2-Dichloroethene | 110 | | - | | 70-130 | - | | |

# Lab Control Sample Analysis
## Batch Quality Control

**Project Name:** NORTH MAIN SITE
**Project Number:** 12814:3
**Lab Number:** L2305056
**Report Date:** 02/03/23

| Parameter | LCS %Recovery | Qual | LCSD %Recovery | Qual | %Recovery Limits | RPD | Qual | RPD Limits |
|---|---|---|---|---|---|---|---|---|
| Volatile Organics in Air - Mansfield Lab Associated sample(s): 01-02 Batch: WG1740290-3 | | | | | | | | |
| Ethyl Acetate | 110 | | - | | 70-130 | - | | |
| Chloroform | 112 | | - | | 70-130 | - | | |
| Tetrahydrofuran | 102 | | - | | 70-130 | - | | |
| 1,2-Dichloroethane | 113 | | - | | 70-130 | - | | |
| n-Hexane | 117 | | - | | 70-130 | - | | |
| 1,1,1-Trichloroethane | 111 | | - | | 70-130 | - | | |
| Benzene | 102 | | - | | 70-130 | - | | |
| Carbon tetrachloride | 118 | | - | | 70-130 | - | | |
| Cyclohexane | 117 | | - | | 70-130 | - | | |
| 1,2-Dichloropropane | 109 | | - | | 70-130 | - | | |
| Bromodichloromethane | 116 | | - | | 70-130 | - | | |
| 1,4-Dioxane | 118 | | - | | 70-130 | - | | |
| Trichloroethene | 106 | | - | | 70-130 | - | | |
| 2,2,4-Trimethylpentane | 119 | | - | | 70-130 | - | | |
| Heptane | 110 | | - | | 70-130 | - | | |
| cis-1,3-Dichloropropene | 116 | | - | | 70-130 | - | | |
| 4-Methyl-2-pentanone | 116 | | - | | 70-130 | - | | |
| trans-1,3-Dichloropropene | 101 | | - | | 70-130 | - | | |
| 1,1,2-Trichloroethane | 104 | | - | | 70-130 | - | | |
| Toluene | 90 | | - | | 70-130 | - | | |
| 2-Hexanone | 98 | | - | | 70-130 | - | | |
| Dibromochloromethane | 100 | | - | | 70-130 | - | | |
| 1,2-Dibromoethane | 92 | | - | | 70-130 | - | | |

# Lab Control Sample Analysis
## Batch Quality Control

**Project Name:** NORTH MAIN SITE
**Project Number:** 12814:3
**Lab Number:** L2305056
**Report Date:** 02/03/23

| Parameter | LCS %Recovery | Qual | LCSD %Recovery | Qual | %Recovery Limits | RPD | Qual | RPD Limits |
|---|---|---|---|---|---|---|---|---|
| Volatile Organics in Air - Mansfield Lab Associated sample(s): 01-02 Batch: WG1740290-3 | | | | | | | | |
| Tetrachloroethene | 88 | | - | | 70-130 | - | | |
| Chlorobenzene | 92 | | - | | 70-130 | - | | |
| Ethylbenzene | 97 | | - | | 70-130 | - | | |
| p/m-Xylene | 98 | | - | | 70-130 | - | | |
| Bromoform | 97 | | - | | 70-130 | - | | |
| Styrene | 91 | | - | | 70-130 | - | | |
| 1,1,2,2-Tetrachloroethane | 95 | | - | | 70-130 | - | | |
| o-Xylene | 100 | | - | | 70-130 | - | | |
| 4-Ethyltoluene | 99 | | - | | 70-130 | - | | |
| 1,3,5-Trimethylbenzene | 92 | | - | | 70-130 | - | | |
| 1,2,4-Trimethylbenzene | 98 | | - | | 70-130 | - | | |
| Benzyl chloride | 120 | | - | | 70-130 | - | | |
| 1,3-Dichlorobenzene | 90 | | - | | 70-130 | - | | |
| 1,4-Dichlorobenzene | 86 | | - | | 70-130 | - | | |
| 1,2-Dichlorobenzene | 86 | | - | | 70-130 | - | | |
| 1,2,4-Trichlorobenzene | 87 | | - | | 70-130 | - | | |
| Hexachlorobutadiene | 85 | | - | | 70-130 | - | | |

# Lab Duplicate Analysis
## Batch Quality Control

**Project Name:** NORTH MAIN SITE
**Project Number:** 12814:3

**Lab Number:** L2305056
**Report Date:** 02/03/23

| Parameter | Native Sample | Duplicate Sample | Units | RPD | Qual | RPD Limits |
|---|---|---|---|---|---|---|
| Volatile Organics in Air - Mansfield Lab Associated sample(s): 01-02 QC Batch ID: WG1740290-5 QC Sample: L2305056-02 Client ID: SSV-202 | | | | | | |
| Dichlorodifluoromethane | 0.551 | 0.538 | ppbV | 2 | | 25 |
| Chloromethane | ND | ND | ppbV | NC | | 25 |
| Freon-114 | ND | ND | ppbV | NC | | 25 |
| Vinyl chloride | ND | ND | ppbV | NC | | 25 |
| 1,3-Butadiene | ND | ND | ppbV | NC | | 25 |
| Bromomethane | ND | ND | ppbV | NC | | 25 |
| Chloroethane | ND | ND | ppbV | NC | | 25 |
| Ethanol | 11.9 | 13.2 | ppbV | 10 | | 25 |
| Vinyl bromide | ND | ND | ppbV | NC | | 25 |
| Acetone | 16.4 | 16.5 | ppbV | 1 | | 25 |
| Trichlorofluoromethane | 0.227 | 0.224 | ppbV | 1 | | 25 |
| Isopropanol | 9.88 | 9.79 | ppbV | 1 | | 25 |
| 1,1-Dichloroethene | ND | ND | ppbV | NC | | 25 |
| Tertiary butyl Alcohol | 2.09 | 2.07 | ppbV | 1 | | 25 |
| Methylene chloride | ND | ND | ppbV | NC | | 25 |
| 3-Chloropropene | ND | ND | ppbV | NC | | 25 |
| Carbon disulfide | 0.379 | 0.376 | ppbV | 1 | | 25 |
| Freon-113 | ND | ND | ppbV | NC | | 25 |
| trans-1,2-Dichloroethene | ND | ND | ppbV | NC | | 25 |
| 1,1-Dichloroethane | ND | ND | ppbV | NC | | 25 |
| Methyl tert butyl ether | ND | ND | ppbV | NC | | 25 |

# Lab Duplicate Analysis
## Batch Quality Control

**Project Name:** NORTH MAIN SITE
**Project Number:** 12814:3

**Lab Number:** L2305056
**Report Date:** 02/03/23

| Parameter | Native Sample | Duplicate Sample | Units | RPD | Qual | RPD Limits |
|---|---|---|---|---|---|---|
| Volatile Organics in Air - Mansfield Lab Associated sample(s): 01-02 QC Batch ID: WG1740290-5 QC Sample: L2305056-02 Client ID: SSV-202 | | | | | | |
| 2-Butanone | 3.39 | 3.44 | ppbV | 1 | | 25 |
| cis-1,2-Dichloroethene | ND | ND | ppbV | NC | | 25 |
| Ethyl Acetate | ND | ND | ppbV | NC | | 25 |
| Chloroform | 1.20 | 1.21 | ppbV | 1 | | 25 |
| Tetrahydrofuran | ND | ND | ppbV | NC | | 25 |
| 1,2-Dichloroethane | ND | ND | ppbV | NC | | 25 |
| n-Hexane | 39.2 | 39.4 | ppbV | 1 | | 25 |
| 1,1,1-Trichloroethane | ND | ND | ppbV | NC | | 25 |
| Benzene | 0.313 | 0.310 | ppbV | 1 | | 25 |
| Carbon tetrachloride | ND | ND | ppbV | NC | | 25 |
| Cyclohexane | 0.310 | 0.301 | ppbV | 3 | | 25 |
| 1,2-Dichloropropane | ND | ND | ppbV | NC | | 25 |
| Bromodichloromethane | ND | ND | ppbV | NC | | 25 |
| 1,4-Dioxane | ND | ND | ppbV | NC | | 25 |
| Trichloroethene | ND | ND | ppbV | NC | | 25 |
| 2,2,4-Trimethylpentane | ND | ND | ppbV | NC | | 25 |
| Heptane | ND | ND | ppbV | NC | | 25 |
| cis-1,3-Dichloropropene | ND | ND | ppbV | NC | | 25 |
| 4-Methyl-2-pentanone | ND | ND | ppbV | NC | | 25 |
| trans-1,3-Dichloropropene | ND | ND | ppbV | NC | | 25 |
| 1,1,2-Trichloroethane | ND | ND | ppbV | NC | | 25 |

# Lab Duplicate Analysis
## Batch Quality Control

**Project Name:** NORTH MAIN SITE
**Project Number:** 12814:3

**Lab Number:** L2305056
**Report Date:** 02/03/23

| Parameter | Native Sample | Duplicate Sample | Units | RPD | Qual | RPD Limits |
|---|---|---|---|---|---|---|
| Volatile Organics in Air - Mansfield Lab Associated sample(s): 01-02 QC Batch ID: WG1740290-5 QC Sample: L2305056-02 Client ID: SSV-202 | | | | | | |
| Toluene | 4.50 | 4.55 | ppbV | 1 | | 25 |
| 2-Hexanone | ND | ND | ppbV | NC | | 25 |
| Dibromochloromethane | ND | ND | ppbV | NC | | 25 |
| 1,2-Dibromoethane | ND | ND | ppbV | NC | | 25 |
| Tetrachloroethene | 0.480 | 0.484 | ppbV | 1 | | 25 |
| Chlorobenzene | ND | ND | ppbV | NC | | 25 |
| Ethylbenzene | 0.300 | 0.307 | ppbV | 2 | | 25 |
| p/m-Xylene | 1.51 | 1.53 | ppbV | 1 | | 25 |
| Bromoform | ND | ND | ppbV | NC | | 25 |
| Styrene | ND | ND | ppbV | NC | | 25 |
| 1,1,2,2-Tetrachloroethane | ND | ND | ppbV | NC | | 25 |
| o-Xylene | 0.582 | 0.587 | ppbV | 1 | | 25 |
| 4-Ethyltoluene | ND | ND | ppbV | NC | | 25 |
| 1,3,5-Trimethylbenzene | ND | ND | ppbV | NC | | 25 |
| 1,2,4-Trimethylbenzene | 0.619 | 0.625 | ppbV | 1 | | 25 |
| Benzyl chloride | ND | ND | ppbV | NC | | 25 |
| 1,3-Dichlorobenzene | ND | ND | ppbV | NC | | 25 |
| 1,4-Dichlorobenzene | ND | ND | ppbV | NC | | 25 |
| 1,2-Dichlorobenzene | ND | ND | ppbV | NC | | 25 |
| 1,2,4-Trichlorobenzene | ND | ND | ppbV | NC | | 25 |
| Hexachlorobutadiene | ND | ND | ppbV | NC | | 25 |

**Project Name:** NORTH MAIN SITE

**Lab Number:** L2305056

**Project Number:** 12814:3

**Report Date:** 02/03/23

## Canister and Flow Controller Information

| Samplenum | Client ID | Media ID | Media Type | Date Prepared | Bottle Order | Cleaning Batch ID | Can Leak Check | Initial Pressure (in. Hg) | Pressure on Receipt (in. Hg) | Flow Controler Leak Chk | Flow Out mL/min | Flow In mL/min | % RPD |
|---|---|---|---|---|---|---|---|---|---|---|---|---|---|
| L2305056-01 | SSV-201 | 01812 | Flow 2 | 01/25/23 | 412710 | | - | - | - | Pass | 200 | 197 | 2 |
| L2305056-01 | SSV-201 | 2765 | 2.7L Can | 01/25/23 | 412710 | L2303465-06 | Pass | -30.0 | -4.5 | - | - | - | - |
| L2305056-02 | SSV-202 | 01387 | Flow 1 | 01/25/23 | 412710 | | - | - | - | Pass | 200 | 200 | 0 |
| L2305056-02 | SSV-202 | 181 | 2.7L Can | 01/25/23 | 412710 | L2303465-01 | Pass | -29.7 | -4.7 | - | - | - | - |

**Project Name:** BATCH CANISTER CERTIFICATION
**Project Number:** CANISTER QC BAT

**Lab Number:** L2303465
**Report Date:** 02/03/23

# Air Canister Certification Results

Lab ID: L2303465-01
Client ID: CAN 416 SHELF 2
Sample Location:

Date Collected: 01/19/23 18:00
Date Received: 01/20/23
Field Prep: Not Specified

Sample Depth:
Matrix: Air
Anaytical Method: 48,TO-15
Analytical Date: 01/20/23 18:53
Analyst: NFL

| | ppbV | | | ug/m3 | | | | |
|---|---|---|---|---|---|---|---|---|
| **Parameter** | **Results** | **RL** | **MDL** | **Results** | **RL** | **MDL** | **Qualifier** | **Dilution Factor** |
| Volatile Organics in Air - Mansfield Lab | | | | | | | | |
| Chlorodifluoromethane | ND | 0.200 | -- | ND | 0.707 | -- | | 1 |
| Propylene | ND | 0.500 | -- | ND | 0.861 | -- | | 1 |
| Propane | ND | 0.500 | -- | ND | 0.902 | -- | | 1 |
| Dichlorodifluoromethane | ND | 0.200 | -- | ND | 0.989 | -- | | 1 |
| Chloromethane | ND | 0.200 | -- | ND | 0.413 | -- | | 1 |
| Freon-114 | ND | 0.200 | -- | ND | 1.40 | -- | | 1 |
| Methanol | ND | 5.00 | -- | ND | 6.55 | -- | | 1 |
| Vinyl chloride | ND | 0.200 | -- | ND | 0.511 | -- | | 1 |
| 1,3-Butadiene | ND | 0.200 | -- | ND | 0.442 | -- | | 1 |
| Butane | ND | 0.200 | -- | ND | 0.475 | -- | | 1 |
| Bromomethane | ND | 0.200 | -- | ND | 0.777 | -- | | 1 |
| Chloroethane | ND | 0.200 | -- | ND | 0.528 | -- | | 1 |
| Ethanol | ND | 5.00 | -- | ND | 9.42 | -- | | 1 |
| Dichlorofluoromethane | ND | 0.200 | -- | ND | 0.842 | -- | | 1 |
| Vinyl bromide | ND | 0.200 | -- | ND | 0.874 | -- | | 1 |
| Acrolein | ND | 0.500 | -- | ND | 1.15 | -- | | 1 |
| Acetone | ND | 1.00 | -- | ND | 2.38 | -- | | 1 |
| Acetonitrile | ND | 0.200 | -- | ND | 0.336 | -- | | 1 |
| Trichlorofluoromethane | ND | 0.200 | -- | ND | 1.12 | -- | | 1 |
| Isopropanol | ND | 0.500 | -- | ND | 1.23 | -- | | 1 |
| Acrylonitrile | ND | 0.500 | -- | ND | 1.09 | -- | | 1 |
| Pentane | ND | 0.200 | -- | ND | 0.590 | -- | | 1 |
| Ethyl ether | ND | 0.200 | -- | ND | 0.606 | -- | | 1 |
| 1,1-Dichloroethene | ND | 0.200 | -- | ND | 0.793 | -- | | 1 |

**Project Name:** BATCH CANISTER CERTIFICATION
**Project Number:** CANISTER QC BAT

**Lab Number:** L2303465
**Report Date:** 02/03/23

# Air Canister Certification Results

Lab ID: L2303465-01
Client ID: CAN 416 SHELF 2
Sample Location:

Date Collected: 01/19/23 18:00
Date Received: 01/20/23
Field Prep: Not Specified

Sample Depth:

| Parameter | ppbV Results | ppbV RL | ppbV MDL | ug/m3 Results | ug/m3 RL | ug/m3 MDL | Qualifier | Dilution Factor |
|---|---|---|---|---|---|---|---|---|
| Volatile Organics in Air - Mansfield Lab | | | | | | | | |
| Tertiary butyl Alcohol | ND | 0.500 | -- | ND | 1.52 | -- | | 1 |
| Methylene chloride | ND | 0.500 | -- | ND | 1.74 | -- | | 1 |
| 3-Chloropropene | ND | 0.200 | -- | ND | 0.626 | -- | | 1 |
| Carbon disulfide | ND | 0.200 | -- | ND | 0.623 | -- | | 1 |
| Freon-113 | ND | 0.200 | -- | ND | 1.53 | -- | | 1 |
| trans-1,2-Dichloroethene | ND | 0.200 | -- | ND | 0.793 | -- | | 1 |
| 1,1-Dichloroethane | ND | 0.200 | -- | ND | 0.809 | -- | | 1 |
| Methyl tert butyl ether | ND | 0.200 | -- | ND | 0.721 | -- | | 1 |
| Vinyl acetate | ND | 1.00 | -- | ND | 3.52 | -- | | 1 |
| Xylenes, total | ND | 0.600 | -- | ND | 0.869 | -- | | 1 |
| 2-Butanone | ND | 0.500 | -- | ND | 1.47 | -- | | 1 |
| cis-1,2-Dichloroethene | ND | 0.200 | -- | ND | 0.793 | -- | | 1 |
| Ethyl Acetate | ND | 0.500 | -- | ND | 1.80 | -- | | 1 |
| Chloroform | ND | 0.200 | -- | ND | 0.977 | -- | | 1 |
| Tetrahydrofuran | ND | 0.500 | -- | ND | 1.47 | -- | | 1 |
| 2,2-Dichloropropane | ND | 0.200 | -- | ND | 0.924 | -- | | 1 |
| 1,2-Dichloroethane | ND | 0.200 | -- | ND | 0.809 | -- | | 1 |
| n-Hexane | ND | 0.200 | -- | ND | 0.705 | -- | | 1 |
| Diisopropyl ether | ND | 0.200 | -- | ND | 0.836 | -- | | 1 |
| 1,2-Dichloroethene (total) | ND | 1.00 | -- | ND | 1.00 | -- | | 1 |
| tert-Butyl Ethyl Ether | ND | 0.200 | -- | ND | 0.836 | -- | | 1 |
| 1,1,1-Trichloroethane | ND | 0.200 | -- | ND | 1.09 | -- | | 1 |
| 1,1-Dichloropropene | ND | 0.200 | -- | ND | 0.908 | -- | | 1 |
| Benzene | ND | 0.200 | -- | ND | 0.639 | -- | | 1 |
| Carbon tetrachloride | ND | 0.200 | -- | ND | 1.26 | -- | | 1 |
| Cyclohexane | ND | 0.200 | -- | ND | 0.688 | -- | | 1 |
| tert-Amyl Methyl Ether | ND | 0.200 | -- | ND | 0.836 | -- | | 1 |

**Project Name:** BATCH CANISTER CERTIFICATION
**Project Number:** CANISTER QC BAT

**Lab Number:** L2303465
**Report Date:** 02/03/23

# Air Canister Certification Results

Lab ID: L2303465-01
Client ID: CAN 416 SHELF 2
Sample Location:

Date Collected: 01/19/23 18:00
Date Received: 01/20/23
Field Prep: Not Specified

Sample Depth:

| Parameter | ppbV Results | ppbV RL | ppbV MDL | ug/m3 Results | ug/m3 RL | ug/m3 MDL | Qualifier | Dilution Factor |
|---|---|---|---|---|---|---|---|---|
| Volatile Organics in Air - Mansfield Lab | | | | | | | | |
| Dibromomethane | ND | 0.200 | -- | ND | 1.42 | -- | | 1 |
| 1,2-Dichloropropane | ND | 0.200 | -- | ND | 0.924 | -- | | 1 |
| Bromodichloromethane | ND | 0.200 | -- | ND | 1.34 | -- | | 1 |
| 1,4-Dioxane | ND | 0.200 | -- | ND | 0.721 | -- | | 1 |
| Trichloroethene | ND | 0.200 | -- | ND | 1.07 | -- | | 1 |
| 2,2,4-Trimethylpentane | ND | 0.200 | -- | ND | 0.934 | -- | | 1 |
| Methyl Methacrylate | ND | 0.500 | -- | ND | 2.05 | -- | | 1 |
| Heptane | ND | 0.200 | -- | ND | 0.820 | -- | | 1 |
| cis-1,3-Dichloropropene | ND | 0.200 | -- | ND | 0.908 | -- | | 1 |
| 4-Methyl-2-pentanone | ND | 0.500 | -- | ND | 2.05 | -- | | 1 |
| trans-1,3-Dichloropropene | ND | 0.200 | -- | ND | 0.908 | -- | | 1 |
| 1,1,2-Trichloroethane | ND | 0.200 | -- | ND | 1.09 | -- | | 1 |
| Toluene | ND | 0.200 | -- | ND | 0.754 | -- | | 1 |
| 1,3-Dichloropropane | ND | 0.200 | -- | ND | 0.924 | -- | | 1 |
| 2-Hexanone | ND | 0.200 | -- | ND | 0.820 | -- | | 1 |
| Dibromochloromethane | ND | 0.200 | -- | ND | 1.70 | -- | | 1 |
| 1,2-Dibromoethane | ND | 0.200 | -- | ND | 1.54 | -- | | 1 |
| Butyl acetate | ND | 0.500 | -- | ND | 2.38 | -- | | 1 |
| Octane | ND | 0.200 | -- | ND | 0.934 | -- | | 1 |
| Tetrachloroethene | ND | 0.200 | -- | ND | 1.36 | -- | | 1 |
| 1,1,1,2-Tetrachloroethane | ND | 0.200 | -- | ND | 1.37 | -- | | 1 |
| Chlorobenzene | ND | 0.200 | -- | ND | 0.921 | -- | | 1 |
| Ethylbenzene | ND | 0.200 | -- | ND | 0.869 | -- | | 1 |
| p/m-Xylene | ND | 0.400 | -- | ND | 1.74 | -- | | 1 |
| Bromoform | ND | 0.200 | -- | ND | 2.07 | -- | | 1 |
| Styrene | ND | 0.200 | -- | ND | 0.852 | -- | | 1 |
| 1,1,2,2-Tetrachloroethane | ND | 0.200 | -- | ND | 1.37 | -- | | 1 |

**Project Name:** BATCH CANISTER CERTIFICATION
**Project Number:** CANISTER QC BAT

**Lab Number:** L2303465
**Report Date:** 02/03/23

# Air Canister Certification Results

Lab ID: L2303465-01
Client ID: CAN 416 SHELF 2
Sample Location:

Date Collected: 01/19/23 18:00
Date Received: 01/20/23
Field Prep: Not Specified

Sample Depth:

| Parameter | ppbV Results | ppbV RL | ppbV MDL | ug/m3 Results | ug/m3 RL | ug/m3 MDL | Qualifier | Dilution Factor |
|---|---|---|---|---|---|---|---|---|
| Volatile Organics in Air - Mansfield Lab | | | | | | | | |
| o-Xylene | ND | 0.200 | -- | ND | 0.869 | -- | | 1 |
| 1,2,3-Trichloropropane | ND | 0.200 | -- | ND | 1.21 | -- | | 1 |
| Nonane | ND | 0.200 | -- | ND | 1.05 | -- | | 1 |
| Isopropylbenzene | ND | 0.200 | -- | ND | 0.983 | -- | | 1 |
| Bromobenzene | ND | 0.200 | -- | ND | 0.793 | -- | | 1 |
| 2-Chlorotoluene | ND | 0.200 | -- | ND | 1.04 | -- | | 1 |
| n-Propylbenzene | ND | 0.200 | -- | ND | 0.983 | -- | | 1 |
| 4-Chlorotoluene | ND | 0.200 | -- | ND | 1.04 | -- | | 1 |
| 4-Ethyltoluene | ND | 0.200 | -- | ND | 0.983 | -- | | 1 |
| 1,3,5-Trimethylbenzene | ND | 0.200 | -- | ND | 0.983 | -- | | 1 |
| tert-Butylbenzene | ND | 0.200 | -- | ND | 1.10 | -- | | 1 |
| 1,2,4-Trimethylbenzene | ND | 0.200 | -- | ND | 0.983 | -- | | 1 |
| Decane | ND | 0.200 | -- | ND | 1.16 | -- | | 1 |
| Benzyl chloride | ND | 0.200 | -- | ND | 1.04 | -- | | 1 |
| 1,3-Dichlorobenzene | ND | 0.200 | -- | ND | 1.20 | -- | | 1 |
| 1,4-Dichlorobenzene | ND | 0.200 | -- | ND | 1.20 | -- | | 1 |
| sec-Butylbenzene | ND | 0.200 | -- | ND | 1.10 | -- | | 1 |
| 1,2,3-Trimethylbenzene | ND | 0.200 | -- | ND | 0.983 | -- | | 1 |
| p-Isopropyltoluene | ND | 0.200 | -- | ND | 1.10 | -- | | 1 |
| 1,2-Dichlorobenzene | ND | 0.200 | -- | ND | 1.20 | -- | | 1 |
| n-Butylbenzene | ND | 0.200 | -- | ND | 1.10 | -- | | 1 |
| 1,2-Dibromo-3-chloropropane | ND | 0.200 | -- | ND | 1.93 | -- | | 1 |
| Undecane | ND | 0.200 | -- | ND | 1.28 | -- | | 1 |
| Dodecane | ND | 0.200 | -- | ND | 1.39 | -- | | 1 |
| 1,2,4-Trichlorobenzene | ND | 0.200 | -- | ND | 1.48 | -- | | 1 |
| Naphthalene | ND | 0.200 | -- | ND | 1.05 | -- | | 1 |
| 1,2,3-Trichlorobenzene | ND | 0.200 | -- | ND | 1.48 | -- | | 1 |

**Project Name:** BATCH CANISTER CERTIFICATION
**Project Number:** CANISTER QC BAT

**Lab Number:** L2303465
**Report Date:** 02/03/23

# Air Canister Certification Results

Lab ID: L2303465-01
Client ID: CAN 416 SHELF 2
Sample Location:

Date Collected: 01/19/23 18:00
Date Received: 01/20/23
Field Prep: Not Specified

Sample Depth:

| Parameter | ppbV Results | ppbV RL | ppbV MDL | ug/m3 Results | ug/m3 RL | ug/m3 MDL | Qualifier | Dilution Factor |
|---|---|---|---|---|---|---|---|---|
| Volatile Organics in Air - Mansfield Lab | | | | | | | | |
| Hexachlorobutadiene | ND | 0.200 | -- | ND | 2.13 | -- | | 1 |

| | Results | Qualifier | Units | RDL | Dilution Factor |
|---|---|---|---|---|---|
| Tentatively Identified Compounds | | | | | |
| No Tentatively Identified Compounds | | | | | |

| Internal Standard | % Recovery | Qualifier | Acceptance Criteria |
|---|---|---|---|
| 1,4-Difluorobenzene | 97 | | 60-140 |
| Bromochloromethane | 98 | | 60-140 |
| chlorobenzene-d5 | 96 | | 60-140 |

**Project Name:** BATCH CANISTER CERTIFICATION
**Project Number:** CANISTER QC BAT

**Lab Number:** L2303465
**Report Date:** 02/03/23

# Air Canister Certification Results

Lab ID: L2303465-01
Client ID: CAN 416 SHELF 2
Sample Location:

Date Collected: 01/19/23 18:00
Date Received: 01/20/23
Field Prep: Not Specified

Sample Depth:
Matrix: Air
Anaytical Method: 48,TO-15-SIM
Analytical Date: 01/20/23 18:53
Analyst: NFL

| | ppbV | | | ug/m3 | | | | |
|---|---|---|---|---|---|---|---|---|
| **Parameter** | **Results** | **RL** | **MDL** | **Results** | **RL** | **MDL** | **Qualifier** | **Dilution Factor** |
| Volatile Organics in Air by SIM - Mansfield Lab | | | | | | | | |
| Dichlorodifluoromethane | ND | 0.200 | -- | ND | 0.989 | -- | | 1 |
| Chloromethane | ND | 0.200 | -- | ND | 0.413 | -- | | 1 |
| Freon-114 | ND | 0.050 | -- | ND | 0.349 | -- | | 1 |
| Vinyl chloride | ND | 0.020 | -- | ND | 0.051 | -- | | 1 |
| 1,3-Butadiene | ND | 0.020 | -- | ND | 0.044 | -- | | 1 |
| Bromomethane | ND | 0.020 | -- | ND | 0.078 | -- | | 1 |
| Chloroethane | ND | 0.100 | -- | ND | 0.264 | -- | | 1 |
| Acrolein | ND | 0.050 | -- | ND | 0.115 | -- | | 1 |
| Acetone | ND | 1.00 | -- | ND | 2.38 | -- | | 1 |
| Trichlorofluoromethane | ND | 0.050 | -- | ND | 0.281 | -- | | 1 |
| Acrylonitrile | ND | 0.500 | -- | ND | 1.09 | -- | | 1 |
| 1,1-Dichloroethene | ND | 0.020 | -- | ND | 0.079 | -- | | 1 |
| Methylene chloride | ND | 0.500 | -- | ND | 1.74 | -- | | 1 |
| Freon-113 | ND | 0.050 | -- | ND | 0.383 | -- | | 1 |
| trans-1,2-Dichloroethene | ND | 0.020 | -- | ND | 0.079 | -- | | 1 |
| 1,1-Dichloroethane | ND | 0.020 | -- | ND | 0.081 | -- | | 1 |
| Methyl tert butyl ether | ND | 0.200 | -- | ND | 0.721 | -- | | 1 |
| 2-Butanone | ND | 0.500 | -- | ND | 1.47 | -- | | 1 |
| cis-1,2-Dichloroethene | ND | 0.020 | -- | ND | 0.079 | -- | | 1 |
| Chloroform | ND | 0.020 | -- | ND | 0.098 | -- | | 1 |
| 1,2-Dichloroethane | ND | 0.020 | -- | ND | 0.081 | -- | | 1 |
| 1,1,1-Trichloroethane | ND | 0.020 | -- | ND | 0.109 | -- | | 1 |
| Benzene | ND | 0.100 | -- | ND | 0.319 | -- | | 1 |
| Carbon tetrachloride | ND | 0.020 | -- | ND | 0.126 | -- | | 1 |

**Project Name:** BATCH CANISTER CERTIFICATION
**Project Number:** CANISTER QC BAT

**Lab Number:** L2303465
**Report Date:** 02/03/23

# Air Canister Certification Results

Lab ID: L2303465-01
Client ID: CAN 416 SHELF 2
Sample Location:

Date Collected: 01/19/23 18:00
Date Received: 01/20/23
Field Prep: Not Specified

Sample Depth:

| Parameter | ppbV Results | ppbV RL | ppbV MDL | ug/m3 Results | ug/m3 RL | ug/m3 MDL | Qualifier | Dilution Factor |
|---|---|---|---|---|---|---|---|---|
| Volatile Organics in Air by SIM - Mansfield Lab | | | | | | | | |
| 1,2-Dichloropropane | ND | 0.020 | -- | ND | 0.092 | -- | | 1 |
| Bromodichloromethane | ND | 0.020 | -- | ND | 0.134 | -- | | 1 |
| 1,4-Dioxane | ND | 0.100 | -- | ND | 0.360 | -- | | 1 |
| Trichloroethene | ND | 0.020 | -- | ND | 0.107 | -- | | 1 |
| cis-1,3-Dichloropropene | ND | 0.020 | -- | ND | 0.091 | -- | | 1 |
| 4-Methyl-2-pentanone | ND | 0.500 | -- | ND | 2.05 | -- | | 1 |
| trans-1,3-Dichloropropene | ND | 0.020 | -- | ND | 0.091 | -- | | 1 |
| 1,1,2-Trichloroethane | ND | 0.020 | -- | ND | 0.109 | -- | | 1 |
| Toluene | ND | 0.100 | -- | ND | 0.377 | -- | | 1 |
| Dibromochloromethane | ND | 0.020 | -- | ND | 0.170 | -- | | 1 |
| 1,2-Dibromoethane | ND | 0.020 | -- | ND | 0.154 | -- | | 1 |
| Tetrachloroethene | ND | 0.020 | -- | ND | 0.136 | -- | | 1 |
| 1,1,1,2-Tetrachloroethane | ND | 0.020 | -- | ND | 0.137 | -- | | 1 |
| Chlorobenzene | ND | 0.100 | -- | ND | 0.461 | -- | | 1 |
| Ethylbenzene | ND | 0.020 | -- | ND | 0.087 | -- | | 1 |
| p/m-Xylene | ND | 0.040 | -- | ND | 0.174 | -- | | 1 |
| Bromoform | ND | 0.020 | -- | ND | 0.207 | -- | | 1 |
| Styrene | ND | 0.020 | -- | ND | 0.085 | -- | | 1 |
| 1,1,2,2-Tetrachloroethane | ND | 0.020 | -- | ND | 0.137 | -- | | 1 |
| o-Xylene | ND | 0.020 | -- | ND | 0.087 | -- | | 1 |
| Isopropylbenzene | ND | 0.200 | -- | ND | 0.983 | -- | | 1 |
| 4-Ethyltoluene | ND | 0.020 | -- | ND | 0.098 | -- | | 1 |
| 1,3,5-Trimethybenzene | ND | 0.020 | -- | ND | 0.098 | -- | | 1 |
| 1,2,4-Trimethylbenzene | ND | 0.020 | -- | ND | 0.098 | -- | | 1 |
| Benzyl chloride | ND | 0.100 | -- | ND | 0.518 | -- | | 1 |
| 1,3-Dichlorobenzene | ND | 0.020 | -- | ND | 0.120 | -- | | 1 |
| 1,4-Dichlorobenzene | ND | 0.020 | -- | ND | 0.120 | -- | | 1 |

**Project Name:** BATCH CANISTER CERTIFICATION
**Project Number:** CANISTER QC BAT

**Lab Number:** L2303465
**Report Date:** 02/03/23

# Air Canister Certification Results

Lab ID: L2303465-01
Client ID: CAN 416 SHELF 2
Sample Location:

Date Collected: 01/19/23 18:00
Date Received: 01/20/23
Field Prep: Not Specified

Sample Depth:

| Parameter | ppbV Results | ppbV RL | ppbV MDL | ug/m3 Results | ug/m3 RL | ug/m3 MDL | Qualifier | Dilution Factor |
|---|---|---|---|---|---|---|---|---|
| Volatile Organics in Air by SIM - Mansfield Lab | | | | | | | | |
| sec-Butylbenzene | ND | 0.200 | -- | ND | 1.10 | -- | | 1 |
| p-Isopropyltoluene | ND | 0.200 | -- | ND | 1.10 | -- | | 1 |
| 1,2-Dichlorobenzene | ND | 0.020 | -- | ND | 0.120 | -- | | 1 |
| n-Butylbenzene | ND | 0.200 | -- | ND | 1.10 | -- | | 1 |
| 1,2,4-Trichlorobenzene | ND | 0.050 | -- | ND | 0.371 | -- | | 1 |
| Naphthalene | ND | 0.050 | -- | ND | 0.262 | -- | | 1 |
| 1,2,3-Trichlorobenzene | ND | 0.050 | -- | ND | 0.371 | -- | | 1 |
| Hexachlorobutadiene | ND | 0.050 | -- | ND | 0.533 | -- | | 1 |

| Internal Standard | % Recovery | Qualifier | Acceptance Criteria |
|---|---|---|---|
| 1,4-difluorobenzene | 97 | | 60-140 |
| bromochloromethane | 98 | | 60-140 |
| chlorobenzene-d5 | 94 | | 60-140 |

**Project Name:** BATCH CANISTER CERTIFICATION
**Project Number:** CANISTER QC BAT

**Lab Number:** L2303465
**Report Date:** 02/03/23

# Air Canister Certification Results

Lab ID: L2303465-06
Client ID: CAN 373 SHELF 13
Sample Location:

Date Collected: 01/20/23 10:00
Date Received: 01/20/23
Field Prep: Not Specified

Sample Depth:
Matrix: Air
Anaytical Method: 48,TO-15
Analytical Date: 01/20/23 22:20
Analyst: NFL

| | ppbV | | | ug/m3 | | | | |
|---|---|---|---|---|---|---|---|---|
| **Parameter** | **Results** | **RL** | **MDL** | **Results** | **RL** | **MDL** | **Qualifier** | **Dilution Factor** |
| Volatile Organics in Air - Mansfield Lab | | | | | | | | |
| Chlorodifluoromethane | ND | 0.200 | -- | ND | 0.707 | -- | | 1 |
| Propylene | ND | 0.500 | -- | ND | 0.861 | -- | | 1 |
| Propane | ND | 0.500 | -- | ND | 0.902 | -- | | 1 |
| Dichlorodifluoromethane | ND | 0.200 | -- | ND | 0.989 | -- | | 1 |
| Chloromethane | ND | 0.200 | -- | ND | 0.413 | -- | | 1 |
| Freon-114 | ND | 0.200 | -- | ND | 1.40 | -- | | 1 |
| Methanol | ND | 5.00 | -- | ND | 6.55 | -- | | 1 |
| Vinyl chloride | ND | 0.200 | -- | ND | 0.511 | -- | | 1 |
| 1,3-Butadiene | ND | 0.200 | -- | ND | 0.442 | -- | | 1 |
| Butane | ND | 0.200 | -- | ND | 0.475 | -- | | 1 |
| Bromomethane | ND | 0.200 | -- | ND | 0.777 | -- | | 1 |
| Chloroethane | ND | 0.200 | -- | ND | 0.528 | -- | | 1 |
| Ethanol | ND | 5.00 | -- | ND | 9.42 | -- | | 1 |
| Dichlorofluoromethane | ND | 0.200 | -- | ND | 0.842 | -- | | 1 |
| Vinyl bromide | ND | 0.200 | -- | ND | 0.874 | -- | | 1 |
| Acrolein | ND | 0.500 | -- | ND | 1.15 | -- | | 1 |
| Acetone | ND | 1.00 | -- | ND | 2.38 | -- | | 1 |
| Acetonitrile | ND | 0.200 | -- | ND | 0.336 | -- | | 1 |
| Trichlorofluoromethane | ND | 0.200 | -- | ND | 1.12 | -- | | 1 |
| Isopropanol | ND | 0.500 | -- | ND | 1.23 | -- | | 1 |
| Acrylonitrile | ND | 0.500 | -- | ND | 1.09 | -- | | 1 |
| Pentane | ND | 0.200 | -- | ND | 0.590 | -- | | 1 |
| Ethyl ether | ND | 0.200 | -- | ND | 0.606 | -- | | 1 |
| 1,1-Dichloroethene | ND | 0.200 | -- | ND | 0.793 | -- | | 1 |

**Project Name:** BATCH CANISTER CERTIFICATION
**Project Number:** CANISTER QC BAT

**Lab Number:** L2303465
**Report Date:** 02/03/23

# Air Canister Certification Results

Lab ID: L2303465-06
Client ID: CAN 373 SHELF 13
Sample Location:

Date Collected: 01/20/23 10:00
Date Received: 01/20/23
Field Prep: Not Specified

Sample Depth:

| Parameter | ppbV Results | ppbV RL | ppbV MDL | ug/m3 Results | ug/m3 RL | ug/m3 MDL | Qualifier | Dilution Factor |
|---|---|---|---|---|---|---|---|---|
| Volatile Organics in Air - Mansfield Lab | | | | | | | | |
| Tertiary butyl Alcohol | ND | 0.500 | -- | ND | 1.52 | -- | | 1 |
| Methylene chloride | ND | 0.500 | -- | ND | 1.74 | -- | | 1 |
| 3-Chloropropene | ND | 0.200 | -- | ND | 0.626 | -- | | 1 |
| Carbon disulfide | ND | 0.200 | -- | ND | 0.623 | -- | | 1 |
| Freon-113 | ND | 0.200 | -- | ND | 1.53 | -- | | 1 |
| trans-1,2-Dichloroethene | ND | 0.200 | -- | ND | 0.793 | -- | | 1 |
| 1,1-Dichloroethane | ND | 0.200 | -- | ND | 0.809 | -- | | 1 |
| Methyl tert butyl ether | ND | 0.200 | -- | ND | 0.721 | -- | | 1 |
| Vinyl acetate | ND | 1.00 | -- | ND | 3.52 | -- | | 1 |
| Xylenes, total | ND | 0.600 | -- | ND | 0.869 | -- | | 1 |
| 2-Butanone | ND | 0.500 | -- | ND | 1.47 | -- | | 1 |
| cis-1,2-Dichloroethene | ND | 0.200 | -- | ND | 0.793 | -- | | 1 |
| Ethyl Acetate | ND | 0.500 | -- | ND | 1.80 | -- | | 1 |
| Chloroform | ND | 0.200 | -- | ND | 0.977 | -- | | 1 |
| Tetrahydrofuran | ND | 0.500 | -- | ND | 1.47 | -- | | 1 |
| 2,2-Dichloropropane | ND | 0.200 | -- | ND | 0.924 | -- | | 1 |
| 1,2-Dichloroethane | ND | 0.200 | -- | ND | 0.809 | -- | | 1 |
| n-Hexane | ND | 0.200 | -- | ND | 0.705 | -- | | 1 |
| Diisopropyl ether | ND | 0.200 | -- | ND | 0.836 | -- | | 1 |
| 1,2-Dichloroethene (total) | ND | 1.00 | -- | ND | 1.00 | -- | | 1 |
| tert-Butyl Ethyl Ether | ND | 0.200 | -- | ND | 0.836 | -- | | 1 |
| 1,1,1-Trichloroethane | ND | 0.200 | -- | ND | 1.09 | -- | | 1 |
| 1,1-Dichloropropene | ND | 0.200 | -- | ND | 0.908 | -- | | 1 |
| Benzene | ND | 0.200 | -- | ND | 0.639 | -- | | 1 |
| Carbon tetrachloride | ND | 0.200 | -- | ND | 1.26 | -- | | 1 |
| Cyclohexane | ND | 0.200 | -- | ND | 0.688 | -- | | 1 |
| tert-Amyl Methyl Ether | ND | 0.200 | -- | ND | 0.836 | -- | | 1 |

**Project Name:** BATCH CANISTER CERTIFICATION
**Project Number:** CANISTER QC BAT

**Lab Number:** L2303465
**Report Date:** 02/03/23

# Air Canister Certification Results

Lab ID: L2303465-06
Client ID: CAN 373 SHELF 13
Sample Location:

Date Collected: 01/20/23 10:00
Date Received: 01/20/23
Field Prep: Not Specified

Sample Depth:

| Parameter | ppbV Results | ppbV RL | ppbV MDL | ug/m3 Results | ug/m3 RL | ug/m3 MDL | Qualifier | Dilution Factor |
|---|---|---|---|---|---|---|---|---|
| Volatile Organics in Air - Mansfield Lab | | | | | | | | |
| Dibromomethane | ND | 0.200 | -- | ND | 1.42 | -- | | 1 |
| 1,2-Dichloropropane | ND | 0.200 | -- | ND | 0.924 | -- | | 1 |
| Bromodichloromethane | ND | 0.200 | -- | ND | 1.34 | -- | | 1 |
| 1,4-Dioxane | ND | 0.200 | -- | ND | 0.721 | -- | | 1 |
| Trichloroethene | ND | 0.200 | -- | ND | 1.07 | -- | | 1 |
| 2,2,4-Trimethylpentane | ND | 0.200 | -- | ND | 0.934 | -- | | 1 |
| Methyl Methacrylate | ND | 0.500 | -- | ND | 2.05 | -- | | 1 |
| Heptane | ND | 0.200 | -- | ND | 0.820 | -- | | 1 |
| cis-1,3-Dichloropropene | ND | 0.200 | -- | ND | 0.908 | -- | | 1 |
| 4-Methyl-2-pentanone | ND | 0.500 | -- | ND | 2.05 | -- | | 1 |
| trans-1,3-Dichloropropene | ND | 0.200 | -- | ND | 0.908 | -- | | 1 |
| 1,1,2-Trichloroethane | ND | 0.200 | -- | ND | 1.09 | -- | | 1 |
| Toluene | ND | 0.200 | -- | ND | 0.754 | -- | | 1 |
| 1,3-Dichloropropane | ND | 0.200 | -- | ND | 0.924 | -- | | 1 |
| 2-Hexanone | ND | 0.200 | -- | ND | 0.820 | -- | | 1 |
| Dibromochloromethane | ND | 0.200 | -- | ND | 1.70 | -- | | 1 |
| 1,2-Dibromoethane | ND | 0.200 | -- | ND | 1.54 | -- | | 1 |
| Butyl acetate | ND | 0.500 | -- | ND | 2.38 | -- | | 1 |
| Octane | ND | 0.200 | -- | ND | 0.934 | -- | | 1 |
| Tetrachloroethene | ND | 0.200 | -- | ND | 1.36 | -- | | 1 |
| 1,1,1,2-Tetrachloroethane | ND | 0.200 | -- | ND | 1.37 | -- | | 1 |
| Chlorobenzene | ND | 0.200 | -- | ND | 0.921 | -- | | 1 |
| Ethylbenzene | ND | 0.200 | -- | ND | 0.869 | -- | | 1 |
| p/m-Xylene | ND | 0.400 | -- | ND | 1.74 | -- | | 1 |
| Bromoform | ND | 0.200 | -- | ND | 2.07 | -- | | 1 |
| Styrene | ND | 0.200 | -- | ND | 0.852 | -- | | 1 |
| 1,1,2,2-Tetrachloroethane | ND | 0.200 | -- | ND | 1.37 | -- | | 1 |

**Project Name:** BATCH CANISTER CERTIFICATION
**Project Number:** CANISTER QC BAT

**Lab Number:** L2303465
**Report Date:** 02/03/23

# Air Canister Certification Results

Lab ID: L2303465-06
Client ID: CAN 373 SHELF 13
Sample Location:

Date Collected: 01/20/23 10:00
Date Received: 01/20/23
Field Prep: Not Specified

Sample Depth:

| Parameter | ppbV Results | ppbV RL | ppbV MDL | ug/m3 Results | ug/m3 RL | ug/m3 MDL | Qualifier | Dilution Factor |
|---|---|---|---|---|---|---|---|---|
| Volatile Organics in Air - Mansfield Lab | | | | | | | | |
| o-Xylene | ND | 0.200 | -- | ND | 0.869 | -- | | 1 |
| 1,2,3-Trichloropropane | ND | 0.200 | -- | ND | 1.21 | -- | | 1 |
| Nonane | ND | 0.200 | -- | ND | 1.05 | -- | | 1 |
| Isopropylbenzene | ND | 0.200 | -- | ND | 0.983 | -- | | 1 |
| Bromobenzene | ND | 0.200 | -- | ND | 0.793 | -- | | 1 |
| 2-Chlorotoluene | ND | 0.200 | -- | ND | 1.04 | -- | | 1 |
| n-Propylbenzene | ND | 0.200 | -- | ND | 0.983 | -- | | 1 |
| 4-Chlorotoluene | ND | 0.200 | -- | ND | 1.04 | -- | | 1 |
| 4-Ethyltoluene | ND | 0.200 | -- | ND | 0.983 | -- | | 1 |
| 1,3,5-Trimethylbenzene | ND | 0.200 | -- | ND | 0.983 | -- | | 1 |
| tert-Butylbenzene | ND | 0.200 | -- | ND | 1.10 | -- | | 1 |
| 1,2,4-Trimethylbenzene | ND | 0.200 | -- | ND | 0.983 | -- | | 1 |
| Decane | ND | 0.200 | -- | ND | 1.16 | -- | | 1 |
| Benzyl chloride | ND | 0.200 | -- | ND | 1.04 | -- | | 1 |
| 1,3-Dichlorobenzene | ND | 0.200 | -- | ND | 1.20 | -- | | 1 |
| 1,4-Dichlorobenzene | ND | 0.200 | -- | ND | 1.20 | -- | | 1 |
| sec-Butylbenzene | ND | 0.200 | -- | ND | 1.10 | -- | | 1 |
| 1,2,3-Trimethylbenzene | ND | 0.200 | -- | ND | 0.983 | -- | | 1 |
| p-Isopropyltoluene | ND | 0.200 | -- | ND | 1.10 | -- | | 1 |
| 1,2-Dichlorobenzene | ND | 0.200 | -- | ND | 1.20 | -- | | 1 |
| n-Butylbenzene | ND | 0.200 | -- | ND | 1.10 | -- | | 1 |
| 1,2-Dibromo-3-chloropropane | ND | 0.200 | -- | ND | 1.93 | -- | | 1 |
| Undecane | ND | 0.200 | -- | ND | 1.28 | -- | | 1 |
| Dodecane | ND | 0.200 | -- | ND | 1.39 | -- | | 1 |
| 1,2,4-Trichlorobenzene | ND | 0.200 | -- | ND | 1.48 | -- | | 1 |
| Naphthalene | ND | 0.200 | -- | ND | 1.05 | -- | | 1 |
| 1,2,3-Trichlorobenzene | ND | 0.200 | -- | ND | 1.48 | -- | | 1 |

**Project Name:** BATCH CANISTER CERTIFICATION
**Project Number:** CANISTER QC BAT

**Lab Number:** L2303465
**Report Date:** 02/03/23

# Air Canister Certification Results

Lab ID: L2303465-06
Client ID: CAN 373 SHELF 13
Sample Location:

Date Collected: 01/20/23 10:00
Date Received: 01/20/23
Field Prep: Not Specified

Sample Depth:

| Parameter | ppbV Results | ppbV RL | ppbV MDL | ug/m3 Results | ug/m3 RL | ug/m3 MDL | Qualifier | Dilution Factor |
|---|---|---|---|---|---|---|---|---|
| Volatile Organics in Air - Mansfield Lab | | | | | | | | |
| Hexachlorobutadiene | ND | 0.200 | -- | ND | 2.13 | -- | | 1 |

| | Results | Qualifier | Units | RDL | Dilution Factor |
|---|---|---|---|---|---|
| Tentatively Identified Compounds | | | | | |
| No Tentatively Identified Compounds | | | | | |

| Internal Standard | % Recovery | Qualifier | Acceptance Criteria |
|---|---|---|---|
| 1,4-Difluorobenzene | 95 | | 60-140 |
| Bromochloromethane | 98 | | 60-140 |
| chlorobenzene-d5 | 96 | | 60-140 |

**Project Name:** BATCH CANISTER CERTIFICATION
**Project Number:** CANISTER QC BAT

**Lab Number:** L2303465
**Report Date:** 02/03/23

# Air Canister Certification Results

Lab ID: L2303465-06
Client ID: CAN 373 SHELF 13
Sample Location:

Date Collected: 01/20/23 10:00
Date Received: 01/20/23
Field Prep: Not Specified

Sample Depth:
Matrix: Air
Anaytical Method: 48,TO-15-SIM
Analytical Date: 01/20/23 22:20
Analyst: NFL

| | ppbV | | | ug/m3 | | | | |
|---|---|---|---|---|---|---|---|---|
| **Parameter** | **Results** | **RL** | **MDL** | **Results** | **RL** | **MDL** | **Qualifier** | **Dilution Factor** |
| Volatile Organics in Air by SIM - Mansfield Lab | | | | | | | | |
| Dichlorodifluoromethane | ND | 0.200 | -- | ND | 0.989 | -- | | 1 |
| Chloromethane | ND | 0.200 | -- | ND | 0.413 | -- | | 1 |
| Freon-114 | ND | 0.050 | -- | ND | 0.349 | -- | | 1 |
| Vinyl chloride | ND | 0.020 | -- | ND | 0.051 | -- | | 1 |
| 1,3-Butadiene | ND | 0.020 | -- | ND | 0.044 | -- | | 1 |
| Bromomethane | ND | 0.020 | -- | ND | 0.078 | -- | | 1 |
| Chloroethane | ND | 0.100 | -- | ND | 0.264 | -- | | 1 |
| Acrolein | ND | 0.050 | -- | ND | 0.115 | -- | | 1 |
| Acetone | ND | 1.00 | -- | ND | 2.38 | -- | | 1 |
| Trichlorofluoromethane | ND | 0.050 | -- | ND | 0.281 | -- | | 1 |
| Acrylonitrile | ND | 0.500 | -- | ND | 1.09 | -- | | 1 |
| 1,1-Dichloroethene | ND | 0.020 | -- | ND | 0.079 | -- | | 1 |
| Methylene chloride | ND | 0.500 | -- | ND | 1.74 | -- | | 1 |
| Freon-113 | ND | 0.050 | -- | ND | 0.383 | -- | | 1 |
| trans-1,2-Dichloroethene | ND | 0.020 | -- | ND | 0.079 | -- | | 1 |
| 1,1-Dichloroethane | ND | 0.020 | -- | ND | 0.081 | -- | | 1 |
| Methyl tert butyl ether | ND | 0.200 | -- | ND | 0.721 | -- | | 1 |
| 2-Butanone | ND | 0.500 | -- | ND | 1.47 | -- | | 1 |
| cis-1,2-Dichloroethene | ND | 0.020 | -- | ND | 0.079 | -- | | 1 |
| Chloroform | ND | 0.020 | -- | ND | 0.098 | -- | | 1 |
| 1,2-Dichloroethane | ND | 0.020 | -- | ND | 0.081 | -- | | 1 |
| 1,1,1-Trichloroethane | ND | 0.020 | -- | ND | 0.109 | -- | | 1 |
| Benzene | ND | 0.100 | -- | ND | 0.319 | -- | | 1 |
| Carbon tetrachloride | ND | 0.020 | -- | ND | 0.126 | -- | | 1 |

**Project Name:** BATCH CANISTER CERTIFICATION
**Project Number:** CANISTER QC BAT

**Lab Number:** L2303465
**Report Date:** 02/03/23

# Air Canister Certification Results

Lab ID: L2303465-06
Client ID: CAN 373 SHELF 13
Sample Location:

Date Collected: 01/20/23 10:00
Date Received: 01/20/23
Field Prep: Not Specified

Sample Depth:

| Parameter | ppbV Results | ppbV RL | ppbV MDL | ug/m3 Results | ug/m3 RL | ug/m3 MDL | Qualifier | Dilution Factor |
|---|---|---|---|---|---|---|---|---|
| Volatile Organics in Air by SIM - Mansfield Lab | | | | | | | | |
| 1,2-Dichloropropane | ND | 0.020 | -- | ND | 0.092 | -- | | 1 |
| Bromodichloromethane | ND | 0.020 | -- | ND | 0.134 | -- | | 1 |
| 1,4-Dioxane | ND | 0.100 | -- | ND | 0.360 | -- | | 1 |
| Trichloroethene | ND | 0.020 | -- | ND | 0.107 | -- | | 1 |
| cis-1,3-Dichloropropene | ND | 0.020 | -- | ND | 0.091 | -- | | 1 |
| 4-Methyl-2-pentanone | ND | 0.500 | -- | ND | 2.05 | -- | | 1 |
| trans-1,3-Dichloropropene | ND | 0.020 | -- | ND | 0.091 | -- | | 1 |
| 1,1,2-Trichloroethane | ND | 0.020 | -- | ND | 0.109 | -- | | 1 |
| Toluene | ND | 0.100 | -- | ND | 0.377 | -- | | 1 |
| Dibromochloromethane | ND | 0.020 | -- | ND | 0.170 | -- | | 1 |
| 1,2-Dibromoethane | ND | 0.020 | -- | ND | 0.154 | -- | | 1 |
| Tetrachloroethene | ND | 0.020 | -- | ND | 0.136 | -- | | 1 |
| 1,1,1,2-Tetrachloroethane | ND | 0.020 | -- | ND | 0.137 | -- | | 1 |
| Chlorobenzene | ND | 0.100 | -- | ND | 0.461 | -- | | 1 |
| Ethylbenzene | ND | 0.020 | -- | ND | 0.087 | -- | | 1 |
| p/m-Xylene | ND | 0.040 | -- | ND | 0.174 | -- | | 1 |
| Bromoform | ND | 0.020 | -- | ND | 0.207 | -- | | 1 |
| Styrene | ND | 0.020 | -- | ND | 0.085 | -- | | 1 |
| 1,1,2,2-Tetrachloroethane | ND | 0.020 | -- | ND | 0.137 | -- | | 1 |
| o-Xylene | ND | 0.020 | -- | ND | 0.087 | -- | | 1 |
| Isopropylbenzene | ND | 0.200 | -- | ND | 0.983 | -- | | 1 |
| 4-Ethyltoluene | ND | 0.020 | -- | ND | 0.098 | -- | | 1 |
| 1,3,5-Trimethybenzene | ND | 0.020 | -- | ND | 0.098 | -- | | 1 |
| 1,2,4-Trimethylbenzene | ND | 0.020 | -- | ND | 0.098 | -- | | 1 |
| Benzyl chloride | ND | 0.100 | -- | ND | 0.518 | -- | | 1 |
| 1,3-Dichlorobenzene | ND | 0.020 | -- | ND | 0.120 | -- | | 1 |
| 1,4-Dichlorobenzene | ND | 0.020 | -- | ND | 0.120 | -- | | 1 |

**Project Name:** BATCH CANISTER CERTIFICATION
**Project Number:** CANISTER QC BAT

**Lab Number:** L2303465
**Report Date:** 02/03/23

# Air Canister Certification Results

Lab ID: L2303465-06
Client ID: CAN 373 SHELF 13
Sample Location:

Date Collected: 01/20/23 10:00
Date Received: 01/20/23
Field Prep: Not Specified

Sample Depth:

| Parameter | ppbV Results | ppbV RL | ppbV MDL | ug/m3 Results | ug/m3 RL | ug/m3 MDL | Qualifier | Dilution Factor |
|---|---|---|---|---|---|---|---|---|
| Volatile Organics in Air by SIM - Mansfield Lab | | | | | | | | |
| sec-Butylbenzene | ND | 0.200 | -- | ND | 1.10 | -- | | 1 |
| p-Isopropyltoluene | ND | 0.200 | -- | ND | 1.10 | -- | | 1 |
| 1,2-Dichlorobenzene | ND | 0.020 | -- | ND | 0.120 | -- | | 1 |
| n-Butylbenzene | ND | 0.200 | -- | ND | 1.10 | -- | | 1 |
| 1,2,4-Trichlorobenzene | ND | 0.050 | -- | ND | 0.371 | -- | | 1 |
| Naphthalene | ND | 0.050 | -- | ND | 0.262 | -- | | 1 |
| 1,2,3-Trichlorobenzene | ND | 0.050 | -- | ND | 0.371 | -- | | 1 |
| Hexachlorobutadiene | ND | 0.050 | -- | ND | 0.533 | -- | | 1 |

| Internal Standard | % Recovery | Qualifier | Acceptance Criteria |
|---|---|---|---|
| 1,4-difluorobenzene | 94 | | 60-140 |
| bromochloromethane | 98 | | 60-140 |
| chlorobenzene-d5 | 94 | | 60-140 |

**Project Name:** NORTH MAIN SITE
**Project Number:** 12814:3

**Lab Number:** L2305056
**Report Date:** 02/03/23

## Sample Receipt and Container Information

Were project specific reporting limits specified? YES

### Cooler Information

| Cooler | Custody Seal |
|---|---|
| NA | Absent |

### Container Information

| Container ID | Container Type | Cooler | Initial pH | Final pH | Temp deg C | Pres | Seal | Frozen Date/Time | Analysis(*) |
|---|---|---|---|---|---|---|---|---|---|
| L2305056-01A | Canister - 6 Liter | NA | NA | | | Y | Absent | | TO15-LL(30) |
| L2305056-02A | Canister - 6 Liter | NA | NA | | | Y | Absent | | TO15-LL(30) |



*Values in parentheses indicate holding time in days

| | | | |
|---|---|---|---|
| **Project Name:** | NORTH MAIN SITE | **Lab Number:** | L2305056 |
| **Project Number:** | 12814:3 | **Report Date:** | 02/03/23 |

## GLOSSARY

***Acronyms***

| | |
|---|---|
| DL | - Detection Limit: This value represents the level to which target analyte concentrations are reported as estimated values, when those target analyte concentrations are quantified below the limit of quantitation (LOQ). The DL includes any adjustments from dilutions, concentrations or moisture content, where applicable. (DoD report formats only.) |
| EDL | - Estimated Detection Limit: This value represents the level to which target analyte concentrations are reported as estimated values, when those target analyte concentrations are quantified below the reporting limit (RL). The EDL includes any adjustments from dilutions, concentrations or moisture content, where applicable. The use of EDLs is specific to the analysis of PAHs using Solid-Phase Microextraction (SPME). |
| EMPC | - Estimated Maximum Possible Concentration: The concentration that results from the signal present at the retention time of an analyte when the ions meet all of the identification criteria except the ion abundance ratio criteria. An EMPC is a worst-case estimate of the concentration. |
| EPA | - Environmental Protection Agency. |
| LCS | - Laboratory Control Sample: A sample matrix, free from the analytes of interest, spiked with verified known amounts of analytes or a material containing known and verified amounts of analytes. |
| LCSD | - Laboratory Control Sample Duplicate: Refer to LCS. |
| LFB | - Laboratory Fortified Blank: A sample matrix, free from the analytes of interest, spiked with verified known amounts of analytes or a material containing known and verified amounts of analytes. |
| LOD | - Limit of Detection: This value represents the level to which a target analyte can reliably be detected for a specific analyte in a specific matrix by a specific method. The LOD includes any adjustments from dilutions, concentrations or moisture content, where applicable. (DoD report formats only.) |
| LOQ | - Limit of Quantitation: The value at which an instrument can accurately measure an analyte at a specific concentration. The LOQ includes any adjustments from dilutions, concentrations or moisture content, where applicable. (DoD report formats only.)<br><br>Limit of Quantitation: The value at which an instrument can accurately measure an analyte at a specific concentration. The LOQ includes any adjustments from dilutions, concentrations or moisture content, where applicable. (DoD report formats only.) |
| MDL | - Method Detection Limit: This value represents the level to which target analyte concentrations are reported as estimated values, when those target analyte concentrations are quantified below the reporting limit (RL). The MDL includes any adjustments from dilutions, concentrations or moisture content, where applicable. |
| MS | - Matrix Spike Sample: A sample prepared by adding a known mass of target analyte to a specified amount of matrix sample for which an independent estimate of target analyte concentration is available. For Method 332.0, the spike recovery is calculated using the native concentration, including estimated values. |
| MSD | - Matrix Spike Sample Duplicate: Refer to MS. |
| NA | - Not Applicable. |
| NC | - Not Calculated: Term is utilized when one or more of the results utilized in the calculation are non-detect at the parameter's reporting unit. |
| NDPA/DPA | - N-Nitrosodiphenylamine/Diphenylamine. |
| NI | - Not Ignitable. |
| NP | - Non-Plastic: Term is utilized for the analysis of Atterberg Limits in soil. |
| NR | - No Results: Term is utilized when 'No Target Compounds Requested' is reported for the analysis of Volatile or Semivolatile Organic TIC only requests. |
| RL | - Reporting Limit: The value at which an instrument can accurately measure an analyte at a specific concentration. The RL includes any adjustments from dilutions, concentrations or moisture content, where applicable. |
| RPD | - Relative Percent Difference: The results from matrix and/or matrix spike duplicates are primarily designed to assess the precision of analytical results in a given matrix and are expressed as relative percent difference (RPD). Values which are less than five times the reporting limit for any individual parameter are evaluated by utilizing the absolute difference between the values; although the RPD value will be provided in the report. |
| SRM | - Standard Reference Material: A reference sample of a known or certified value that is of the same or similar matrix as the associated field samples. |
| STLP | - Semi-dynamic Tank Leaching Procedure per EPA Method 1315. |
| TEF | - Toxic Equivalency Factors: The values assigned to each dioxin and furan to evaluate their toxicity relative to 2,3,7,8-TCDD. |
| TEQ | - Toxic Equivalent: The measure of a sample's toxicity derived by multiplying each dioxin and furan by its corresponding TEF and then summing the resulting values. |
| TIC | - Tentatively Identified Compound: A compound that has been identified to be present and is not part of the target compound list (TCL) for the method and/or program. All TICs are qualitatively identified and reported as estimated concentrations. |

| | | | |
|---|---|---|---|
| **Project Name:** | NORTH MAIN SITE | **Lab Number:** | L2305056 |
| **Project Number:** | 12814:3 | **Report Date:** | 02/03/23 |

***Footnotes***

1 - The reference for this analyte should be considered modified since this analyte is absent from the target analyte list of the original method.

***Terms***

Analytical Method: Both the document from which the method originates and the analytical reference method. (Example: EPA 8260B is shown as 1,8260B.) The codes for the reference method documents are provided in the References section of the Addendum.

Chlordane: The target compound Chlordane (CAS No. 57-74-9) is reported for GC ECD analyses. Per EPA,this compound "refers to a mixture of chlordane isomers, other chlorinated hydrocarbons and numerous other components." (Reference: USEPA Toxicological Review of Chlordane, In Support of Summary Information on the Integrated Risk Information System (IRIS), December 1997.)

Difference: With respect to Total Oxidizable Precursor (TOP) Assay analysis, the difference is defined as the Post-Treatment value minus the Pre-Treatment value.

Final pH: As it pertains to Sample Receipt & Container Information section of the report, Final pH reflects pH of container determined after adjustment at the laboratory, if applicable. If no adjustment required, value reflects Initial pH.

Frozen Date/Time: With respect to Volatile Organics in soil, Frozen Date/Time reflects the date/time at which associated Reagent Water-preserved vials were initially frozen. Note: If frozen date/time is beyond 48 hours from sample collection, value will be reflected in 'bold'.

Gasoline Range Organics (GRO): Gasoline Range Organics (GRO) results include all chromatographic peaks eluting from Methyl tert butyl ether through Naphthalene, with the exception of GRO analysis in support of State of Ohio programs, which includes all chromatographic peaks eluting from Hexane through Dodecane.

Initial pH: As it pertains to Sample Receipt & Container Information section of the report, Initial pH reflects pH of container determined upon receipt, if applicable.

PAH Total: With respect to Alkylated PAH analyses, the 'PAHs, Total' result is defined as the summation of results for all or a subset of the following compounds: Naphthalene, C1-C4 Naphthalenes, 2-Methylnaphthalene, 1-Methylnaphthalene, Biphenyl, Acenaphthylene, Acenaphthene, Fluorene, C1-C3 Fluorenes, Phenanthrene, C1-C4 Phenanthrenes/Anthracenes, Anthracene, Fluoranthene, Pyrene, C1-C4 Fluoranthenes/Pyrenes, Benz(a)anthracene, Chrysene, C1-C4 Chrysenes, Benzo(b)fluoranthene, Benzo(j)+(k)fluoranthene, Benzo(e)pyrene, Benzo(a)pyrene, Perylene, Indeno(1,2,3-cd)pyrene, Dibenz(ah)+(ac)anthracene, Benzo(g,h,i)perylene. If a 'Total' result is requested, the results of its individual components will also be reported.

PFAS Total: With respect to PFAS analyses, the 'PFAS, Total (5)' result is defined as the summation of results for: PFHpA, PFHxS, PFOA, PFNA and PFOS. In addition, the 'PFAS, Total (6)' result is defined as the summation of results for: PFHpA, PFHxS, PFOA, PFNA, PFDA and PFOS. For MassDEP DW compliance analysis only, the 'PFAS, Total (6)' result is defined as the summation of results at or above the RL. Note: If a 'Total' result is requested, the results of its individual components will also be reported.

Total: With respect to Organic analyses, a 'Total' result is defined as the summation of results for individual isomers or Aroclors. If a 'Total' result is requested, the results of its individual components will also be reported. This is applicable to 'Total' results for methods 8260, 8081 and 8082.

***Data Qualifiers***

**A** - Spectra identified as "Aldol Condensates" are byproducts of the extraction/concentration procedures when acetone is introduced in the process.

**B** - The analyte was detected above the reporting limit in the associated method blank. Flag only applies to associated field samples that have detectable concentrations of the analyte at less than ten times (10x) the concentration found in the blank. For MCP-related projects, flag only applies to associated field samples that have detectable concentrations of the analyte at less than ten times (10x) the concentration found in the blank. For DOD-related projects, flag only applies to associated field samples that have detectable concentrations of the analyte at less than ten times (10x) the concentration found in the blank AND the analyte was detected above one-half the reporting limit (or above the reporting limit for common lab contaminants) in the associated method blank. For NJ-Air-related projects, flag only applies to associated field samples that have detectable concentrations of the analyte above the reporting limit. For NJ-related projects (excluding Air), flag only applies to associated field samples that have detectable concentrations of the analyte, which was detected above the reporting limit in the associated method blank or above five times the reporting limit for common lab contaminants (Phthalates, Acetone, Methylene Chloride, 2-Butanone).

**C** - Co-elution: The target analyte co-elutes with a known lab standard (i.e. surrogate, internal standards, etc.) for co-extracted analyses.

**D** - Concentration of analyte was quantified from diluted analysis. Flag only applies to field samples that have detectable concentrations of the analyte.

**E** - Concentration of analyte exceeds the range of the calibration curve and/or linear range of the instrument.

**F** - The ratio of quantifier ion response to qualifier ion response falls outside of the laboratory criteria. Results are considered to be an estimated maximum concentration.

**G** - The concentration may be biased high due to matrix interferences (i.e, co-elution) with non-target compound(s). The result should be considered estimated.

**H** - The analysis of pH was performed beyond the regulatory-required holding time of 15 minutes from the time of sample collection.

**I** - The lower value for the two columns has been reported due to obvious interference.

**J** - Estimated value. This represents an estimated concentration for Tentatively Identified Compounds (TICs).

**M** - Reporting Limit (RL) exceeds the MCP CAM Reporting Limit for this analyte.

*Report Format: Data Usability Report*

| | | | |
|---|---|---|---|
| **Project Name:** | NORTH MAIN SITE | **Lab Number:** | L2305056 |
| **Project Number:** | 12814:3 | **Report Date:** | 02/03/23 |

***Data Qualifiers***

**ND** - Not detected at the reporting limit (RL) for the sample.

**NJ** - Presumptive evidence of compound. This represents an estimated concentration for Tentatively Identified Compounds (TICs), where the identification is based on a mass spectral library search.

**P** - The RPD between the results for the two columns exceeds the method-specified criteria.

**Q** - The quality control sample exceeds the associated acceptance criteria. For DOD-related projects, LCS and/or Continuing Calibration Standard exceedences are also qualified on all associated sample results. Note: This flag is not applicable for matrix spike recoveries when the sample concentration is greater than 4x the spike added or for batch duplicate RPD when the sample concentrations are less than 5x the RL. (Metals only.)

**R** - Analytical results are from sample re-analysis.

**RE** - Analytical results are from sample re-extraction.

**S** - Analytical results are from modified screening analysis.

**V** - The surrogate associated with this target analyte has a recovery outside the QC acceptance limits. (Applicable to MassDEP DW Compliance samples only.)

**Z** - The batch matrix spike and/or duplicate associated with this target analyte has a recovery/RPD outside the QC acceptance limits. (Applicable to MassDEP DW Compliance samples only.)

## REFERENCES

48 Compendium of Methods for the Determination of Toxic Organic Compounds in Ambient Air. Second Edition. EPA/625/R-96/010b, January 1999.

## LIMITATION OF LIABILITIES

Alpha Analytical performs services with reasonable care and diligence normal to the analytical testing laboratory industry. In the event of an error, the sole and exclusive responsibility of Alpha Analytical shall be to re-perform the work at it's own expense. In no event shall Alpha Analytical be held liable for any incidental, consequential or special damages, including but not limited to, damages in any way connected with the use of, interpretation of, information or analysis provided by Alpha Analytical.

We strongly urge our clients to comply with EPA protocol regarding sample volume, preservation, cooling, containers, sampling procedures, holding time and splitting of samples in the field.

# Certification Information

**The following analytes are not included in our Primary NELAP Scope of Accreditation:**

**Westborough Facility**
**EPA 624/624.1:** m/p-xylene, o-xylene, Naphthalene
**EPA 625/625.1:** alpha-Terpineol
**EPA 8260C/8260D:** NPW: 1,2,4,5-Tetramethylbenzene; 4-Ethyltoluene, Azobenzene; SCM: Iodomethane (methyl iodide), 1,2,4,5-Tetramethylbenzene; 4-Ethyltoluene.
**EPA 8270D/8270E:** NPW: Dimethylnaphthalene,1,4-Diphenylhydrazine, alpha-Terpineol; SCM: Dimethylnaphthalene,1,4-Diphenylhydrazine.
**SM4500**: NPW: Amenable Cyanide; SCM: Total Phosphorus, TKN, NO2, NO3.

**Mansfield Facility**
**SM 2540D:** TSS
**EPA 8082A:** NPW: PCB: 1, 5, 31, 87,101, 110, 141, 151, 153, 180, 183, 187.
**EPA TO-15:** Halothane, 2,4,4-Trimethyl-2-pentene, 2,4,4-Trimethyl-1-pentene, Thiophene, 2-Methylthiophene, 3-Methylthiophene, 2-Ethylthiophene, 1,2,3-Trimethylbenzene, Indan, Indene, 1,2,4,5-Tetramethylbenzene, Benzothiophene, 1-Methylnaphthalene.
**Biological Tissue Matrix:** EPA 3050B

**The following analytes are included in our Massachusetts DEP Scope of Accreditation**

**Westborough Facility:**

***Drinking Water***
**EPA 300.0**: Chloride, Nitrate-N, Fluoride, Sulfate; **EPA 353.2**: Nitrate-N, Nitrite-N; **SM4500NO3-F**: Nitrate-N, Nitrite-N; **SM4500F-C, SM4500CN-CE, EPA 180.1, SM2130B, SM4500Cl-D, SM2320B, SM2540C, SM4500H-B, SM4500NO2-B**
**EPA 332**: Perchlorate; **EPA 524.2:** THMs and VOCs; **EPA 504.1:** EDB, DBCP.
**Microbiology**: **SM9215B; SM9223-P/A, SM9223B-Colilert-QT,SM9222D**.

***Non-Potable Water***
**SM4500H,B, EPA 120.1, SM2510B, SM2540C, SM2320B, SM4500CL-E, SM4500F-BC, SM4500NH3-BH:** Ammonia-N and Kjeldahl-N, **EPA 350.1**: Ammonia-N, **LACHAT 10-107-06-1-B**: Ammonia-N, **EPA 351.1, SM4500NO3-F, EPA 353.2**: Nitrate-N, **SM4500P-E, SM4500P-B, E, SM4500SO4-E, SM5220D, EPA 410.4, SM5210B, SM5310C, SM4500CL-D, EPA 1664, EPA 420.1, SM4500-CN-CE, SM2540D, EPA 300: Chloride, Sulfate, Nitrate.**
**EPA 624.1**: Volatile Halocarbons & Aromatics,
**EPA 608.3**: Chlordane, Toxaphene, Aldrin, alpha-BHC, beta-BHC, gamma-BHC, delta-BHC, Dieldrin, DDD, DDE, DDT, Endosulfan I, Endosulfan II, Endosulfan sulfate, Endrin, Endrin Aldehyde, Heptachlor, Heptachlor Epoxide, PCBs
**EPA 625.1**: SVOC (Acid/Base/Neutral Extractables), **EPA 600/4-81-045**: PCB-Oil.
**Microbiology**: **SM9223B-Colilert-QT; Enterolert-QT, SM9221E, EPA 1600, EPA 1603, SM9222D.**

**Mansfield Facility:**

***Drinking Water***
**EPA 200.7:** Al, Ba, Cd, Cr, Cu, Fe, Mn, Ni, Na, Ag, Ca, Zn. **EPA 200.8:** Al, Sb, As, Ba, Be, Cd, Cr, Cu, Pb, Mn, Ni, Se, Ag, TL, Zn. **EPA 245.1** Hg.
**EPA 522, EPA 537.1.**

***Non-Potable Water***
**EPA 200.7:** Al, Sb, As, Be, Cd, Ca, Cr, Co, Cu, Fe, Pb, Mg, Mn, Mo, Ni, K, Se, Ag, Na, Sr, TL, Ti, V, Zn.
**EPA 200.8:** Al, Sb, As, Be, Cd, Cr, Cu, Fe, Pb, Mn, Ni, K, Se, Ag, Na, TL, Zn.
**EPA 245.1** Hg.
**SM2340B**

For a complete listing of analytes and methods, please contact your Alpha Project Manager.

# AIR ANALYSIS

PAGE 1 OF 1

ALPHA ANALYTICAL

**CHAIN OF CUSTODY**

320 Forbes Blvd, Mansfield, MA 02048
TEL: 508-822-9300 FAX: 508-822-3288

Date Rec'd in Lab: 1/31/23

ALPHA Job #: L2305056

**Client Information**

Client: SESI

Address: 959 US46 Ft3 Suite 3000 Parsippany NJ

Phone: 973 808 9050

Fax:

Email: monica.norton@sesi.org

☐ These samples have been previously analyzed by Alpha

**Project Information**

Project Name: North Mains Site

Project Location: 128 North Main St Port Chester

Project #: 17814:3

Project Manager: Monica Norton

ALPHA Quote #:

**Turn-Around Time**

☑ Standard ☐ RUSH (only confirmed if pre-approved!)

Date Due: Time:

**Report Information - Data Deliverables**

☐ FAX

☐ ADEx

Criteria Checker:

(Default based on Regulatory Criteria Indicated)

Other Formats:

☑ EMAIL (standard pdf report)

☐ Additional Deliverables:

Report to: (if different than Project Manager)

**Billing Information**

☑ Same as Client info PO #:

**Regulatory Requirements/Report Limits**

| State/Fed | Program | Res / Comm |
|---|---|---|
| | | |
| | | |
| | | |

Other Project Specific Requirements/Comments:

Project-Specific Target Compound List: ☐

**All Columns Below Must Be Filled Out**

| ALPHA Lab ID (Lab Use Only) | Sample ID | COLLECTION End Date | Start Time | End Time | Initial Vacuum | Final Vacuum | Sample Matrix* | Sampler's Initials | Can Size | I D Can | I D - Flow Controller | TO-15 | TO-15 SIM | APH Subtract Non-petroleum HCs ☐ | Fixed Gases | Sulfides & Mercaptans by TO-15 | Sample Comments (i.e. PID) |
|---|---|---|---|---|---|---|---|---|---|---|---|---|---|---|---|---|---|
| 05056-01 | SSV-201 | 1/30 | 12:18 | 12:31 | 30.02 | 4.95 | SV | CB | 2.7 | 2765 | 1812 | ✓ | | | | | |
| -02 | SSV-202 | ↓ | 12:57 | 13:10 | 29.96 | 5.30 | SV | CB | 2.7 | 181 | 1387 | ✓ | | | | | |

*SAMPLE MATRIX CODES

AA = Ambient Air (Indoor/Outdoor)
SV = Soil Vapor/Landfill Gas/SVE
Other = Please Specify

Container Type

| Relinquished By: | Date/Time | Received By: | Date/Time: |
|---|---|---|---|
| Christian Barrette | 1/30 1510 | Don Dax | 1/30/23 1575 |
| Don Dax | 1/30/23 1630 | Paul Mazzella | 1/30/23 2030 |
| Paul Mazzella | 1/30/23 | | |

Please print clearly, legibly and completely. Samples can not be logged in and turnaround time clock will not start until any ambiguities are resolved. All samples submitted are subject to Alpha's Terms and Conditions. See reverse side.

Form No: 101-02 Rev: (25-Sep-15)

# ANALYTICAL REPORT

| | |
|---|---|
| Lab Number: | L2305237 |
| Client: | Soils Engineering Services, Inc.<br>959 Route 46E<br>Parsippany, NJ 07054 |
| ATTN: | Monica Norton |
| Phone: | (973) 808-9050 |
| Project Name: | NORTH MAIN STREET SITE |
| Project Number: | 12814:3 |
| Report Date: | 02/24/23 |



Certifications & Approvals: MA (M-MA086), NH NELAP (2064), CT (PH-0574), IL (200077), ME (MA00086), MD (348), NJ (MA935), NY (11148), NC (25700/666), PA (68-03671), RI (LAO00065), TX (T104704476), VT (VT-0935), VA (460195), USDA (Permit #P330-17-00196).

Eight Walkup Drive, Westborough, MA 01581-1019
508-898-9220 (Fax) 508-898-9193 800-624-9220 - www.alphalab.com

**Project Name:** NORTH MAIN STREET SITE
**Project Number:** 12814:3

**Lab Number:** L2305237
**Report Date:** 02/24/23

| Alpha Sample ID | Client ID | Matrix | Sample Location | Collection Date/Time | Receive Date |
|---|---|---|---|---|---|
| L2305237-01 | SB-210 (1-1.5) | SOIL | 128 NORTH MAIN ST. PORT CHESTER NY | 01/31/23 11:00 | 01/31/23 |
| L2305237-02 | TWP-206 | WATER | 128 NORTH MAIN ST. PORT CHESTER NY | 01/31/23 10:00 | 01/31/23 |
| L2305237-03 | TB-20230131 | WATER | 128 NORTH MAIN ST. PORT CHESTER NY | 01/31/23 00:00 | 01/31/23 |

| | | | |
|---|---|---|---|
| **Project Name:** | NORTH MAIN STREET SITE | **Lab Number:** | L2305237 |
| **Project Number:** | 12814:3 | **Report Date:** | 02/24/23 |

## Case Narrative

The samples were received in accordance with the Chain of Custody and no significant deviations were encountered during the preparation or analysis unless otherwise noted. Sample Receipt, Container Information, and the Chain of Custody are located at the back of the report.

Results contained within this report relate only to the samples submitted under this Alpha Lab Number and meet NELAP requirements for all NELAP accredited parameters unless otherwise noted in the following narrative. The data presented in this report is organized by parameter (i.e. VOC, SVOC, etc.). Sample specific Quality Control data (i.e. Surrogate Spike Recovery) is reported at the end of the target analyte list for each individual sample, followed by the Laboratory Batch Quality Control at the end of each parameter. Tentatively Identified Compounds (TICs), if requested, are reported for compounds identified to be present and are not part of the method/program Target Compound List, even if only a subset of the TCL are being reported. If a sample was re-analyzed or re-extracted due to a required quality control corrective action and if both sets of data are reported, the Laboratory ID of the re-analysis or re-extraction is designated with an "R" or "RE", respectively.

When multiple Batch Quality Control elements are reported (e.g. more than one LCS), the associated samples for each element are noted in the grey shaded header line of each data table. Any Laboratory Batch, Sample Specific % recovery or RPD value that is outside the listed Acceptance Criteria is bolded in the report. In reference to questions H (CAM) or 4 (RCP) when "NO" is checked, the performance criteria for CAM and RCP methods allow for some quality control failures to occur and still be within method compliance. In these instances, the specific failure is not narrated but noted in the associated QC Outlier Summary Report, located directly after the Case Narrative. QC information is also incorporated in the Data Usability Assessment table (Format 11) of our Data Merger tool, where it can be reviewed in conjunction with the sample result, associated regulatory criteria and any associated data usability implications.

Soil/sediments, solids and tissues are reported on a dry weight basis unless otherwise noted. Definitions of all data qualifiers and acronyms used in this report are provided in the Glossary located at the back of the report.

HOLD POLICY - For samples submitted on hold, Alpha's policy is to hold samples (with the exception of Air canisters) free of charge for 21 calendar days from the date the project is completed. After 21 calendar days, we will dispose of all samples submitted including those put on hold unless you have contacted your Alpha Project Manager and made arrangements for Alpha to continue to hold the samples. Air canisters will be disposed after 3 business days from the date the project is completed.

Please contact Project Management at 800-624-9220 with any questions.

| | | | |
|---|---|---|---|
| **Project Name:** | NORTH MAIN STREET SITE | **Lab Number:** | L2305237 |
| **Project Number:** | 12814:3 | **Report Date:** | 02/24/23 |

**Case Narrative (continued)**

Report Submission

February 24, 2023: This final report includes the results of all requested analyses.

February 07, 2023: This is a preliminary report.

All non-detect (ND) or estimated concentrations (J-qualified) have been quantitated to the limit noted in the MDL column.

Volatile Organics

L2305237-02: The pH was greater than two; however, the sample was analyzed within the method required holding time.

Semivolatile Organics

The WG1739391-1 Method Blank, associated with L2305237-02, has TIC(s) detected. The results are qualified with a "B" for any associated samples that have detections of the same TIC(s).

The WG1740748-2/-3 LCS/LCSD recoveries, associated with L2305237-01, are below the acceptance criteria for benzoic acid (0%/0%); however, it has been identified as a "difficult" analyte. The results of the associated sample are reported.

Perfluorinated Alkyl Acids by 1633

L2305237-02R: The sample was re-analyzed due to QC failures in the original analysis. The results of the re-analysis are reported.

1,4-Dioxane by 8270-SIM

L2305237-02D: The sample has an elevated detection limit due to the dilution required by the sample matrix.

Total Metals

L2305237-01: The sample has elevated detection limits for all elements, with the exception of mercury, due to

| | | | |
|---|---|---|---|
| **Project Name:** | NORTH MAIN STREET SITE | **Lab Number:** | L2305237 |
| **Project Number:** | 12814:3 | **Report Date:** | 02/24/23 |

**Case Narrative (continued)**

the dilution required by the sample matrix.

Cyanide, Total

The WG1740327-2 LCS recovery for cyanide, total (47%), associated with L2305237-01, is outside our in-house acceptance criteria, but within the vendor-certified acceptance limits. The results of the original analyses are reported. The LCS/LCSD RPD is above the acceptance criteria for cyanide, total (71%).

I, the undersigned, attest under the pains and penalties of perjury that, to the best of my knowledge and belief and based upon my personal inquiry of those responsible for providing the information contained in this analytical report, such information is accurate and complete. This certificate of analysis is not complete unless this page accompanies any and all pages of this report.

Authorized Signature: Tiffani Morrissey – Tiffani Morrissey

Title: Technical Director/Representative Date: 02/24/23

# ORGANICS

# VOLATILES

**Project Name:** NORTH MAIN STREET SITE **Lab Number:** L2305237

**Project Number:** 12814:3 **Report Date:** 02/24/23

## SAMPLE RESULTS

Lab ID: L2305237-01 Date Collected: 01/31/23 11:00
Client ID: SB-210 (1-1.5) Date Received: 01/31/23
Sample Location: 128 NORTH MAIN ST. PORT CHESTER NY Field Prep: Not Specified

Sample Depth:
Matrix: Soil
Analytical Method: 1,8260D
Analytical Date: 02/02/23 14:49
Analyst: AJK
Percent Solids: 97%

| Parameter | Result | Qualifier | Units | RL | MDL | Dilution Factor |
|---|---|---|---|---|---|---|
| Volatile Organics by EPA 5035 Low - Westborough Lab | | | | | | |
| Methylene chloride | ND | | ug/kg | 5.1 | 2.3 | 1 |
| 1,1-Dichloroethane | ND | | ug/kg | 1.0 | 0.15 | 1 |
| Chloroform | ND | | ug/kg | 1.5 | 0.14 | 1 |
| Carbon tetrachloride | ND | | ug/kg | 1.0 | 0.23 | 1 |
| 1,2-Dichloropropane | ND | | ug/kg | 1.0 | 0.13 | 1 |
| Dibromochloromethane | ND | | ug/kg | 1.0 | 0.14 | 1 |
| 1,1,2-Trichloroethane | ND | | ug/kg | 1.0 | 0.27 | 1 |
| Tetrachloroethene | ND | | ug/kg | 0.51 | 0.20 | 1 |
| Chlorobenzene | ND | | ug/kg | 0.51 | 0.13 | 1 |
| Trichlorofluoromethane | ND | | ug/kg | 4.0 | 0.70 | 1 |
| 1,2-Dichloroethane | ND | | ug/kg | 1.0 | 0.26 | 1 |
| 1,1,1-Trichloroethane | ND | | ug/kg | 0.51 | 0.17 | 1 |
| Bromodichloromethane | ND | | ug/kg | 0.51 | 0.11 | 1 |
| trans-1,3-Dichloropropene | ND | | ug/kg | 1.0 | 0.28 | 1 |
| cis-1,3-Dichloropropene | ND | | ug/kg | 0.51 | 0.16 | 1 |
| 1,3-Dichloropropene, Total | ND | | ug/kg | 0.51 | 0.16 | 1 |
| 1,1-Dichloropropene | ND | | ug/kg | 0.51 | 0.16 | 1 |
| Bromoform | ND | | ug/kg | 4.0 | 0.25 | 1 |
| 1,1,2,2-Tetrachloroethane | ND | | ug/kg | 0.51 | 0.17 | 1 |
| Benzene | ND | | ug/kg | 0.51 | 0.17 | 1 |
| Toluene | 2.5 | | ug/kg | 1.0 | 0.55 | 1 |
| Ethylbenzene | ND | | ug/kg | 1.0 | 0.14 | 1 |
| Chloromethane | ND | | ug/kg | 4.0 | 0.94 | 1 |
| Bromomethane | ND | | ug/kg | 2.0 | 0.59 | 1 |
| Vinyl chloride | ND | | ug/kg | 1.0 | 0.34 | 1 |
| Chloroethane | ND | | ug/kg | 2.0 | 0.46 | 1 |
| 1,1-Dichloroethene | ND | | ug/kg | 1.0 | 0.24 | 1 |
| trans-1,2-Dichloroethene | ND | | ug/kg | 1.5 | 0.14 | 1 |

**Project Name:** NORTH MAIN STREET SITE **Lab Number:** L2305237

**Project Number:** 12814:3 **Report Date:** 02/24/23

## SAMPLE RESULTS

Lab ID: L2305237-01 Date Collected: 01/31/23 11:00

Client ID: SB-210 (1-1.5) Date Received: 01/31/23

Sample Location: 128 NORTH MAIN ST. PORT CHESTER NY Field Prep: Not Specified

Sample Depth:

| Parameter | Result | Qualifier | Units | RL | MDL | Dilution Factor |
|---|---|---|---|---|---|---|
| Volatile Organics by EPA 5035 Low - Westborough Lab | | | | | | |
| Trichloroethene | ND | | ug/kg | 0.51 | 0.14 | 1 |
| 1,2-Dichlorobenzene | ND | | ug/kg | 2.0 | 0.14 | 1 |
| 1,3-Dichlorobenzene | ND | | ug/kg | 2.0 | 0.15 | 1 |
| 1,4-Dichlorobenzene | ND | | ug/kg | 2.0 | 0.17 | 1 |
| Methyl tert butyl ether | ND | | ug/kg | 2.0 | 0.20 | 1 |
| p/m-Xylene | ND | | ug/kg | 2.0 | 0.57 | 1 |
| o-Xylene | ND | | ug/kg | 1.0 | 0.29 | 1 |
| Xylenes, Total | ND | | ug/kg | 1.0 | 0.29 | 1 |
| cis-1,2-Dichloroethene | ND | | ug/kg | 1.0 | 0.18 | 1 |
| 1,2-Dichloroethene, Total | ND | | ug/kg | 1.0 | 0.14 | 1 |
| Dibromomethane | ND | | ug/kg | 2.0 | 0.24 | 1 |
| Styrene | 0.22 | J | ug/kg | 1.0 | 0.20 | 1 |
| Dichlorodifluoromethane | ND | | ug/kg | 10 | 0.93 | 1 |
| Acetone | 6.8 | J | ug/kg | 10 | 4.9 | 1 |
| Carbon disulfide | ND | | ug/kg | 10 | 4.6 | 1 |
| 2-Butanone | ND | | ug/kg | 10 | 2.2 | 1 |
| Vinyl acetate | ND | | ug/kg | 10 | 2.2 | 1 |
| 4-Methyl-2-pentanone | ND | | ug/kg | 10 | 1.3 | 1 |
| 1,2,3-Trichloropropane | ND | | ug/kg | 2.0 | 0.13 | 1 |
| 2-Hexanone | ND | | ug/kg | 10 | 1.2 | 1 |
| Bromochloromethane | ND | | ug/kg | 2.0 | 0.21 | 1 |
| 2,2-Dichloropropane | ND | | ug/kg | 2.0 | 0.20 | 1 |
| 1,2-Dibromoethane | ND | | ug/kg | 1.0 | 0.28 | 1 |
| 1,3-Dichloropropane | ND | | ug/kg | 2.0 | 0.17 | 1 |
| 1,1,1,2-Tetrachloroethane | ND | | ug/kg | 0.51 | 0.13 | 1 |
| Bromobenzene | ND | | ug/kg | 2.0 | 0.15 | 1 |
| n-Butylbenzene | ND | | ug/kg | 1.0 | 0.17 | 1 |
| sec-Butylbenzene | ND | | ug/kg | 1.0 | 0.15 | 1 |
| tert-Butylbenzene | ND | | ug/kg | 2.0 | 0.12 | 1 |
| o-Chlorotoluene | ND | | ug/kg | 2.0 | 0.19 | 1 |
| p-Chlorotoluene | ND | | ug/kg | 2.0 | 0.11 | 1 |
| 1,2-Dibromo-3-chloropropane | ND | | ug/kg | 3.0 | 1.0 | 1 |
| Hexachlorobutadiene | ND | | ug/kg | 4.0 | 0.17 | 1 |
| Isopropylbenzene | ND | | ug/kg | 1.0 | 0.11 | 1 |
| p-Isopropyltoluene | ND | | ug/kg | 1.0 | 0.11 | 1 |
| Naphthalene | ND | | ug/kg | 4.0 | 0.66 | 1 |
| Acrylonitrile | ND | | ug/kg | 4.0 | 1.2 | 1 |

**Project Name:** NORTH MAIN STREET SITE **Lab Number:** L2305237

**Project Number:** 12814:3 **Report Date:** 02/24/23

## SAMPLE RESULTS

Lab ID: L2305237-01 Date Collected: 01/31/23 11:00

Client ID: SB-210 (1-1.5) Date Received: 01/31/23

Sample Location: 128 NORTH MAIN ST. PORT CHESTER NY Field Prep: Not Specified

Sample Depth:

| Parameter | Result | Qualifier | Units | RL | MDL | Dilution Factor |
|---|---|---|---|---|---|---|
| **Volatile Organics by EPA 5035 Low - Westborough Lab** | | | | | | |
| n-Propylbenzene | ND | | ug/kg | 1.0 | 0.17 | 1 |
| 1,2,3-Trichlorobenzene | ND | | ug/kg | 2.0 | 0.33 | 1 |
| 1,2,4-Trichlorobenzene | ND | | ug/kg | 2.0 | 0.28 | 1 |
| 1,3,5-Trimethylbenzene | ND | | ug/kg | 2.0 | 0.20 | 1 |
| 1,2,4-Trimethylbenzene | ND | | ug/kg | 2.0 | 0.34 | 1 |
| 1,4-Dioxane | ND | | ug/kg | 81 | 36. | 1 |
| p-Diethylbenzene | ND | | ug/kg | 2.0 | 0.18 | 1 |
| p-Ethyltoluene | ND | | ug/kg | 2.0 | 0.39 | 1 |
| 1,2,4,5-Tetramethylbenzene | ND | | ug/kg | 2.0 | 0.19 | 1 |
| Ethyl ether | ND | | ug/kg | 2.0 | 0.34 | 1 |
| trans-1,4-Dichloro-2-butene | ND | | ug/kg | 5.1 | 1.4 | 1 |

Tentatively Identified Compounds

| | | | |
|---|---|---|---|
| No Tentatively Identified Compounds | ND | ug/kg | 1 |

| Surrogate | % Recovery | Qualifier | Acceptance Criteria |
|---|---|---|---|
| 1,2-Dichloroethane-d4 | 103 | | 70-130 |
| Toluene-d8 | 105 | | 70-130 |
| 4-Bromofluorobenzene | 116 | | 70-130 |
| Dibromofluoromethane | 90 | | 70-130 |

**Project Name:** NORTH MAIN STREET SITE **Lab Number:** L2305237

**Project Number:** 12814:3 **Report Date:** 02/24/23

## SAMPLE RESULTS

Lab ID: L2305237-02 Date Collected: 01/31/23 10:00
Client ID: TWP-206 Date Received: 01/31/23
Sample Location: 128 NORTH MAIN ST. PORT CHESTER NY Field Prep: Not Specified

Sample Depth:
Matrix: Water
Analytical Method: 1,8260D
Analytical Date: 02/02/23 12:02
Analyst: PID

| Parameter | Result | Qualifier | Units | RL | MDL | Dilution Factor |
|---|---|---|---|---|---|---|
| Volatile Organics by GC/MS - Westborough Lab | | | | | | |
| Methylene chloride | ND | | ug/l | 2.5 | 0.70 | 1 |
| 1,1-Dichloroethane | ND | | ug/l | 2.5 | 0.70 | 1 |
| Chloroform | 11 | | ug/l | 2.5 | 0.70 | 1 |
| Carbon tetrachloride | ND | | ug/l | 0.50 | 0.13 | 1 |
| 1,2-Dichloropropane | ND | | ug/l | 1.0 | 0.14 | 1 |
| Dibromochloromethane | ND | | ug/l | 0.50 | 0.15 | 1 |
| 1,1,2-Trichloroethane | ND | | ug/l | 1.5 | 0.50 | 1 |
| Tetrachloroethene | ND | | ug/l | 0.50 | 0.18 | 1 |
| Chlorobenzene | ND | | ug/l | 2.5 | 0.70 | 1 |
| Trichlorofluoromethane | ND | | ug/l | 2.5 | 0.70 | 1 |
| 1,2-Dichloroethane | ND | | ug/l | 0.50 | 0.13 | 1 |
| 1,1,1-Trichloroethane | ND | | ug/l | 2.5 | 0.70 | 1 |
| Bromodichloromethane | 0.86 | | ug/l | 0.50 | 0.19 | 1 |
| trans-1,3-Dichloropropene | ND | | ug/l | 0.50 | 0.16 | 1 |
| cis-1,3-Dichloropropene | ND | | ug/l | 0.50 | 0.14 | 1 |
| 1,3-Dichloropropene, Total | ND | | ug/l | 0.50 | 0.14 | 1 |
| 1,1-Dichloropropene | ND | | ug/l | 2.5 | 0.70 | 1 |
| Bromoform | ND | | ug/l | 2.0 | 0.65 | 1 |
| 1,1,2,2-Tetrachloroethane | ND | | ug/l | 0.50 | 0.17 | 1 |
| Benzene | ND | | ug/l | 0.50 | 0.16 | 1 |
| Toluene | ND | | ug/l | 2.5 | 0.70 | 1 |
| Ethylbenzene | ND | | ug/l | 2.5 | 0.70 | 1 |
| Chloromethane | ND | | ug/l | 2.5 | 0.70 | 1 |
| Bromomethane | ND | | ug/l | 2.5 | 0.70 | 1 |
| Vinyl chloride | ND | | ug/l | 1.0 | 0.07 | 1 |
| Chloroethane | ND | | ug/l | 2.5 | 0.70 | 1 |
| 1,1-Dichloroethene | ND | | ug/l | 0.50 | 0.17 | 1 |
| trans-1,2-Dichloroethene | ND | | ug/l | 2.5 | 0.70 | 1 |

**Project Name:** NORTH MAIN STREET SITE **Lab Number:** L2305237

**Project Number:** 12814:3 **Report Date:** 02/24/23

## SAMPLE RESULTS

Lab ID: L2305237-02 Date Collected: 01/31/23 10:00

Client ID: TWP-206 Date Received: 01/31/23

Sample Location: 128 NORTH MAIN ST. PORT CHESTER NY Field Prep: Not Specified

Sample Depth:

| Parameter | Result | Qualifier | Units | RL | MDL | Dilution Factor |
|---|---|---|---|---|---|---|
| Volatile Organics by GC/MS - Westborough Lab | | | | | | |
| Trichloroethene | ND | | ug/l | 0.50 | 0.18 | 1 |
| 1,2-Dichlorobenzene | ND | | ug/l | 2.5 | 0.70 | 1 |
| 1,3-Dichlorobenzene | ND | | ug/l | 2.5 | 0.70 | 1 |
| 1,4-Dichlorobenzene | ND | | ug/l | 2.5 | 0.70 | 1 |
| Methyl tert butyl ether | ND | | ug/l | 2.5 | 0.70 | 1 |
| p/m-Xylene | ND | | ug/l | 2.5 | 0.70 | 1 |
| o-Xylene | ND | | ug/l | 2.5 | 0.70 | 1 |
| Xylenes, Total | ND | | ug/l | 2.5 | 0.70 | 1 |
| cis-1,2-Dichloroethene | ND | | ug/l | 2.5 | 0.70 | 1 |
| 1,2-Dichloroethene, Total | ND | | ug/l | 2.5 | 0.70 | 1 |
| Dibromomethane | ND | | ug/l | 5.0 | 1.0 | 1 |
| 1,2,3-Trichloropropane | ND | | ug/l | 2.5 | 0.70 | 1 |
| Acrylonitrile | ND | | ug/l | 5.0 | 1.5 | 1 |
| Styrene | ND | | ug/l | 2.5 | 0.70 | 1 |
| Dichlorodifluoromethane | ND | | ug/l | 5.0 | 1.0 | 1 |
| Acetone | 18 | | ug/l | 5.0 | 1.5 | 1 |
| Carbon disulfide | ND | | ug/l | 5.0 | 1.0 | 1 |
| 2-Butanone | ND | | ug/l | 5.0 | 1.9 | 1 |
| Vinyl acetate | ND | | ug/l | 5.0 | 1.0 | 1 |
| 4-Methyl-2-pentanone | ND | | ug/l | 5.0 | 1.0 | 1 |
| 2-Hexanone | ND | | ug/l | 5.0 | 1.0 | 1 |
| Bromochloromethane | ND | | ug/l | 2.5 | 0.70 | 1 |
| 2,2-Dichloropropane | ND | | ug/l | 2.5 | 0.70 | 1 |
| 1,2-Dibromoethane | ND | | ug/l | 2.0 | 0.65 | 1 |
| 1,3-Dichloropropane | ND | | ug/l | 2.5 | 0.70 | 1 |
| 1,1,1,2-Tetrachloroethane | ND | | ug/l | 2.5 | 0.70 | 1 |
| Bromobenzene | ND | | ug/l | 2.5 | 0.70 | 1 |
| n-Butylbenzene | ND | | ug/l | 2.5 | 0.70 | 1 |
| sec-Butylbenzene | ND | | ug/l | 2.5 | 0.70 | 1 |
| tert-Butylbenzene | ND | | ug/l | 2.5 | 0.70 | 1 |
| o-Chlorotoluene | ND | | ug/l | 2.5 | 0.70 | 1 |
| p-Chlorotoluene | ND | | ug/l | 2.5 | 0.70 | 1 |
| 1,2-Dibromo-3-chloropropane | ND | | ug/l | 2.5 | 0.70 | 1 |
| Hexachlorobutadiene | ND | | ug/l | 2.5 | 0.70 | 1 |
| Isopropylbenzene | ND | | ug/l | 2.5 | 0.70 | 1 |
| p-Isopropyltoluene | ND | | ug/l | 2.5 | 0.70 | 1 |
| Naphthalene | ND | | ug/l | 2.5 | 0.70 | 1 |

**Project Name:** NORTH MAIN STREET SITE **Lab Number:** L2305237

**Project Number:** 12814:3 **Report Date:** 02/24/23

## SAMPLE RESULTS

Lab ID: L2305237-02 Date Collected: 01/31/23 10:00

Client ID: TWP-206 Date Received: 01/31/23

Sample Location: 128 NORTH MAIN ST. PORT CHESTER NY Field Prep: Not Specified

Sample Depth:

| Parameter | Result | Qualifier | Units | RL | MDL | Dilution Factor |
|---|---|---|---|---|---|---|
| **Volatile Organics by GC/MS - Westborough Lab** | | | | | | |
| n-Propylbenzene | ND | | ug/l | 2.5 | 0.70 | 1 |
| 1,2,3-Trichlorobenzene | ND | | ug/l | 2.5 | 0.70 | 1 |
| 1,2,4-Trichlorobenzene | ND | | ug/l | 2.5 | 0.70 | 1 |
| 1,3,5-Trimethylbenzene | ND | | ug/l | 2.5 | 0.70 | 1 |
| 1,2,4-Trimethylbenzene | ND | | ug/l | 2.5 | 0.70 | 1 |
| 1,4-Dioxane | ND | | ug/l | 250 | 61. | 1 |
| p-Diethylbenzene | ND | | ug/l | 2.0 | 0.70 | 1 |
| p-Ethyltoluene | ND | | ug/l | 2.0 | 0.70 | 1 |
| 1,2,4,5-Tetramethylbenzene | ND | | ug/l | 2.0 | 0.54 | 1 |
| Ethyl ether | ND | | ug/l | 2.5 | 0.70 | 1 |
| trans-1,4-Dichloro-2-butene | ND | | ug/l | 2.5 | 0.70 | 1 |

| Tentatively Identified Compounds | | | | |
|---|---|---|---|---|
| Total TIC Compounds | 7.70 | J | ug/l | 1 |
| Unknown | 4.42 | J | ug/l | 1 |
| Unknown | 1.92 | J | ug/l | 1 |
| Unknown | 1.36 | J | ug/l | 1 |

| Surrogate | % Recovery | Qualifier | Acceptance Criteria |
|---|---|---|---|
| 1,2-Dichloroethane-d4 | 83 | | 70-130 |
| Toluene-d8 | 93 | | 70-130 |
| 4-Bromofluorobenzene | 103 | | 70-130 |
| Dibromofluoromethane | 96 | | 70-130 |

**Project Name:** NORTH MAIN STREET SITE **Lab Number:** L2305237

**Project Number:** 12814:3 **Report Date:** 02/24/23

## SAMPLE RESULTS

Lab ID: L2305237-03 Date Collected: 01/31/23 00:00
Client ID: TB-20230131 Date Received: 01/31/23
Sample Location: 128 NORTH MAIN ST. PORT CHESTER NY Field Prep: Not Specified

Sample Depth:
Matrix: Water
Analytical Method: 1,8260D
Analytical Date: 02/02/23 12:22
Analyst: PID

| Parameter | Result | Qualifier | Units | RL | MDL | Dilution Factor |
|---|---|---|---|---|---|---|
| Volatile Organics by GC/MS - Westborough Lab | | | | | | |
| Methylene chloride | ND | | ug/l | 2.5 | 0.70 | 1 |
| 1,1-Dichloroethane | ND | | ug/l | 2.5 | 0.70 | 1 |
| Chloroform | ND | | ug/l | 2.5 | 0.70 | 1 |
| Carbon tetrachloride | ND | | ug/l | 0.50 | 0.13 | 1 |
| 1,2-Dichloropropane | ND | | ug/l | 1.0 | 0.14 | 1 |
| Dibromochloromethane | ND | | ug/l | 0.50 | 0.15 | 1 |
| 1,1,2-Trichloroethane | ND | | ug/l | 1.5 | 0.50 | 1 |
| Tetrachloroethene | ND | | ug/l | 0.50 | 0.18 | 1 |
| Chlorobenzene | ND | | ug/l | 2.5 | 0.70 | 1 |
| Trichlorofluoromethane | ND | | ug/l | 2.5 | 0.70 | 1 |
| 1,2-Dichloroethane | ND | | ug/l | 0.50 | 0.13 | 1 |
| 1,1,1-Trichloroethane | ND | | ug/l | 2.5 | 0.70 | 1 |
| Bromodichloromethane | ND | | ug/l | 0.50 | 0.19 | 1 |
| trans-1,3-Dichloropropene | ND | | ug/l | 0.50 | 0.16 | 1 |
| cis-1,3-Dichloropropene | ND | | ug/l | 0.50 | 0.14 | 1 |
| 1,3-Dichloropropene, Total | ND | | ug/l | 0.50 | 0.14 | 1 |
| 1,1-Dichloropropene | ND | | ug/l | 2.5 | 0.70 | 1 |
| Bromoform | ND | | ug/l | 2.0 | 0.65 | 1 |
| 1,1,2,2-Tetrachloroethane | ND | | ug/l | 0.50 | 0.17 | 1 |
| Benzene | ND | | ug/l | 0.50 | 0.16 | 1 |
| Toluene | ND | | ug/l | 2.5 | 0.70 | 1 |
| Ethylbenzene | ND | | ug/l | 2.5 | 0.70 | 1 |
| Chloromethane | ND | | ug/l | 2.5 | 0.70 | 1 |
| Bromomethane | ND | | ug/l | 2.5 | 0.70 | 1 |
| Vinyl chloride | ND | | ug/l | 1.0 | 0.07 | 1 |
| Chloroethane | ND | | ug/l | 2.5 | 0.70 | 1 |
| 1,1-Dichloroethene | ND | | ug/l | 0.50 | 0.17 | 1 |
| trans-1,2-Dichloroethene | ND | | ug/l | 2.5 | 0.70 | 1 |

**Project Name:** NORTH MAIN STREET SITE **Lab Number:** L2305237

**Project Number:** 12814:3 **Report Date:** 02/24/23

## SAMPLE RESULTS

Lab ID: L2305237-03 Date Collected: 01/31/23 00:00

Client ID: TB-20230131 Date Received: 01/31/23

Sample Location: 128 NORTH MAIN ST. PORT CHESTER NY Field Prep: Not Specified

Sample Depth:

| Parameter | Result | Qualifier | Units | RL | MDL | Dilution Factor |
|---|---|---|---|---|---|---|
| **Volatile Organics by GC/MS - Westborough Lab** | | | | | | |
| Trichloroethene | ND | | ug/l | 0.50 | 0.18 | 1 |
| 1,2-Dichlorobenzene | ND | | ug/l | 2.5 | 0.70 | 1 |
| 1,3-Dichlorobenzene | ND | | ug/l | 2.5 | 0.70 | 1 |
| 1,4-Dichlorobenzene | ND | | ug/l | 2.5 | 0.70 | 1 |
| Methyl tert butyl ether | ND | | ug/l | 2.5 | 0.70 | 1 |
| p/m-Xylene | ND | | ug/l | 2.5 | 0.70 | 1 |
| o-Xylene | ND | | ug/l | 2.5 | 0.70 | 1 |
| Xylenes, Total | ND | | ug/l | 2.5 | 0.70 | 1 |
| cis-1,2-Dichloroethene | ND | | ug/l | 2.5 | 0.70 | 1 |
| 1,2-Dichloroethene, Total | ND | | ug/l | 2.5 | 0.70 | 1 |
| Dibromomethane | ND | | ug/l | 5.0 | 1.0 | 1 |
| 1,2,3-Trichloropropane | ND | | ug/l | 2.5 | 0.70 | 1 |
| Acrylonitrile | ND | | ug/l | 5.0 | 1.5 | 1 |
| Styrene | ND | | ug/l | 2.5 | 0.70 | 1 |
| Dichlorodifluoromethane | ND | | ug/l | 5.0 | 1.0 | 1 |
| Acetone | ND | | ug/l | 5.0 | 1.5 | 1 |
| Carbon disulfide | ND | | ug/l | 5.0 | 1.0 | 1 |
| 2-Butanone | ND | | ug/l | 5.0 | 1.9 | 1 |
| Vinyl acetate | ND | | ug/l | 5.0 | 1.0 | 1 |
| 4-Methyl-2-pentanone | ND | | ug/l | 5.0 | 1.0 | 1 |
| 2-Hexanone | ND | | ug/l | 5.0 | 1.0 | 1 |
| Bromochloromethane | ND | | ug/l | 2.5 | 0.70 | 1 |
| 2,2-Dichloropropane | ND | | ug/l | 2.5 | 0.70 | 1 |
| 1,2-Dibromoethane | ND | | ug/l | 2.0 | 0.65 | 1 |
| 1,3-Dichloropropane | ND | | ug/l | 2.5 | 0.70 | 1 |
| 1,1,1,2-Tetrachloroethane | ND | | ug/l | 2.5 | 0.70 | 1 |
| Bromobenzene | ND | | ug/l | 2.5 | 0.70 | 1 |
| n-Butylbenzene | ND | | ug/l | 2.5 | 0.70 | 1 |
| sec-Butylbenzene | ND | | ug/l | 2.5 | 0.70 | 1 |
| tert-Butylbenzene | ND | | ug/l | 2.5 | 0.70 | 1 |
| o-Chlorotoluene | ND | | ug/l | 2.5 | 0.70 | 1 |
| p-Chlorotoluene | ND | | ug/l | 2.5 | 0.70 | 1 |
| 1,2-Dibromo-3-chloropropane | ND | | ug/l | 2.5 | 0.70 | 1 |
| Hexachlorobutadiene | ND | | ug/l | 2.5 | 0.70 | 1 |
| Isopropylbenzene | ND | | ug/l | 2.5 | 0.70 | 1 |
| p-Isopropyltoluene | ND | | ug/l | 2.5 | 0.70 | 1 |
| Naphthalene | ND | | ug/l | 2.5 | 0.70 | 1 |

**Project Name:** NORTH MAIN STREET SITE **Lab Number:** L2305237

**Project Number:** 12814:3 **Report Date:** 02/24/23

## SAMPLE RESULTS

Lab ID: L2305237-03 Date Collected: 01/31/23 00:00

Client ID: TB-20230131 Date Received: 01/31/23

Sample Location: 128 NORTH MAIN ST. PORT CHESTER NY Field Prep: Not Specified

Sample Depth:

| Parameter | Result | Qualifier | Units | RL | MDL | Dilution Factor |
|---|---|---|---|---|---|---|
| **Volatile Organics by GC/MS - Westborough Lab** | | | | | | |
| n-Propylbenzene | ND | | ug/l | 2.5 | 0.70 | 1 |
| 1,2,3-Trichlorobenzene | ND | | ug/l | 2.5 | 0.70 | 1 |
| 1,2,4-Trichlorobenzene | ND | | ug/l | 2.5 | 0.70 | 1 |
| 1,3,5-Trimethylbenzene | ND | | ug/l | 2.5 | 0.70 | 1 |
| 1,2,4-Trimethylbenzene | ND | | ug/l | 2.5 | 0.70 | 1 |
| 1,4-Dioxane | ND | | ug/l | 250 | 61. | 1 |
| p-Diethylbenzene | ND | | ug/l | 2.0 | 0.70 | 1 |
| p-Ethyltoluene | ND | | ug/l | 2.0 | 0.70 | 1 |
| 1,2,4,5-Tetramethylbenzene | ND | | ug/l | 2.0 | 0.54 | 1 |
| Ethyl ether | ND | | ug/l | 2.5 | 0.70 | 1 |
| trans-1,4-Dichloro-2-butene | ND | | ug/l | 2.5 | 0.70 | 1 |

Tentatively Identified Compounds

| | | | |
|---|---|---|---|
| No Tentatively Identified Compounds | ND | ug/l | 1 |

| Surrogate | % Recovery | Qualifier | Acceptance Criteria |
|---|---|---|---|
| 1,2-Dichloroethane-d4 | 76 | | 70-130 |
| Toluene-d8 | 95 | | 70-130 |
| 4-Bromofluorobenzene | 103 | | 70-130 |
| Dibromofluoromethane | 99 | | 70-130 |

**Project Name:** NORTH MAIN STREET SITE **Lab Number:** L2305237

**Project Number:** 12814:3 **Report Date:** 02/24/23

# Method Blank Analysis
## Batch Quality Control

Analytical Method: 1,8260D
Analytical Date: 02/02/23 08:17
Analyst: PID

| Parameter | Result | Qualifier | Units | RL | MDL |
|---|---|---|---|---|---|
| Volatile Organics by GC/MS - Westborough Lab for sample(s): 02-03 Batch: WG1740260-5 | | | | | |
| Methylene chloride | ND | | ug/l | 2.5 | 0.70 |
| 1,1-Dichloroethane | ND | | ug/l | 2.5 | 0.70 |
| Chloroform | ND | | ug/l | 2.5 | 0.70 |
| Carbon tetrachloride | ND | | ug/l | 0.50 | 0.13 |
| 1,2-Dichloropropane | ND | | ug/l | 1.0 | 0.14 |
| Dibromochloromethane | ND | | ug/l | 0.50 | 0.15 |
| 1,1,2-Trichloroethane | ND | | ug/l | 1.5 | 0.50 |
| Tetrachloroethene | ND | | ug/l | 0.50 | 0.18 |
| Chlorobenzene | ND | | ug/l | 2.5 | 0.70 |
| Trichlorofluoromethane | ND | | ug/l | 2.5 | 0.70 |
| 1,2-Dichloroethane | ND | | ug/l | 0.50 | 0.13 |
| 1,1,1-Trichloroethane | ND | | ug/l | 2.5 | 0.70 |
| Bromodichloromethane | ND | | ug/l | 0.50 | 0.19 |
| trans-1,3-Dichloropropene | ND | | ug/l | 0.50 | 0.16 |
| cis-1,3-Dichloropropene | ND | | ug/l | 0.50 | 0.14 |
| 1,3-Dichloropropene, Total | ND | | ug/l | 0.50 | 0.14 |
| 1,1-Dichloropropene | ND | | ug/l | 2.5 | 0.70 |
| Bromoform | ND | | ug/l | 2.0 | 0.65 |
| 1,1,2,2-Tetrachloroethane | ND | | ug/l | 0.50 | 0.17 |
| Benzene | ND | | ug/l | 0.50 | 0.16 |
| Toluene | ND | | ug/l | 2.5 | 0.70 |
| Ethylbenzene | ND | | ug/l | 2.5 | 0.70 |
| Chloromethane | ND | | ug/l | 2.5 | 0.70 |
| Bromomethane | ND | | ug/l | 2.5 | 0.70 |
| Vinyl chloride | ND | | ug/l | 1.0 | 0.07 |
| Chloroethane | ND | | ug/l | 2.5 | 0.70 |
| 1,1-Dichloroethene | ND | | ug/l | 0.50 | 0.17 |
| trans-1,2-Dichloroethene | ND | | ug/l | 2.5 | 0.70 |
| Trichloroethene | ND | | ug/l | 0.50 | 0.18 |

**Project Name:** NORTH MAIN STREET SITE **Lab Number:** L2305237

**Project Number:** 12814:3 **Report Date:** 02/24/23

# Method Blank Analysis
## Batch Quality Control

Analytical Method: 1,8260D
Analytical Date: 02/02/23 08:17
Analyst: PID

| Parameter | Result | Qualifier | Units | RL | MDL |
|---|---|---|---|---|---|
| Volatile Organics by GC/MS - Westborough Lab for sample(s): 02-03 Batch: WG1740260-5 | | | | | |
| 1,2-Dichlorobenzene | ND | | ug/l | 2.5 | 0.70 |
| 1,3-Dichlorobenzene | ND | | ug/l | 2.5 | 0.70 |
| 1,4-Dichlorobenzene | ND | | ug/l | 2.5 | 0.70 |
| Methyl tert butyl ether | ND | | ug/l | 2.5 | 0.70 |
| p/m-Xylene | ND | | ug/l | 2.5 | 0.70 |
| o-Xylene | ND | | ug/l | 2.5 | 0.70 |
| Xylenes, Total | ND | | ug/l | 2.5 | 0.70 |
| cis-1,2-Dichloroethene | ND | | ug/l | 2.5 | 0.70 |
| 1,2-Dichloroethene, Total | ND | | ug/l | 2.5 | 0.70 |
| Dibromomethane | ND | | ug/l | 5.0 | 1.0 |
| 1,2,3-Trichloropropane | ND | | ug/l | 2.5 | 0.70 |
| Acrylonitrile | ND | | ug/l | 5.0 | 1.5 |
| Styrene | ND | | ug/l | 2.5 | 0.70 |
| Dichlorodifluoromethane | ND | | ug/l | 5.0 | 1.0 |
| Acetone | ND | | ug/l | 5.0 | 1.5 |
| Carbon disulfide | ND | | ug/l | 5.0 | 1.0 |
| 2-Butanone | ND | | ug/l | 5.0 | 1.9 |
| Vinyl acetate | ND | | ug/l | 5.0 | 1.0 |
| 4-Methyl-2-pentanone | ND | | ug/l | 5.0 | 1.0 |
| 2-Hexanone | ND | | ug/l | 5.0 | 1.0 |
| Bromochloromethane | ND | | ug/l | 2.5 | 0.70 |
| 2,2-Dichloropropane | ND | | ug/l | 2.5 | 0.70 |
| 1,2-Dibromoethane | ND | | ug/l | 2.0 | 0.65 |
| 1,3-Dichloropropane | ND | | ug/l | 2.5 | 0.70 |
| 1,1,1,2-Tetrachloroethane | ND | | ug/l | 2.5 | 0.70 |
| Bromobenzene | ND | | ug/l | 2.5 | 0.70 |
| n-Butylbenzene | ND | | ug/l | 2.5 | 0.70 |
| sec-Butylbenzene | ND | | ug/l | 2.5 | 0.70 |
| tert-Butylbenzene | ND | | ug/l | 2.5 | 0.70 |

**Project Name:** NORTH MAIN STREET SITE **Lab Number:** L2305237

**Project Number:** 12814:3 **Report Date:** 02/24/23

# Method Blank Analysis
## Batch Quality Control

Analytical Method: 1,8260D
Analytical Date: 02/02/23 08:17
Analyst: PID

| Parameter | Result | Qualifier | Units | RL | MDL |
|---|---|---|---|---|---|
| Volatile Organics by GC/MS - Westborough Lab for sample(s): 02-03 Batch: WG1740260-5 | | | | | |
| o-Chlorotoluene | ND | | ug/l | 2.5 | 0.70 |
| p-Chlorotoluene | ND | | ug/l | 2.5 | 0.70 |
| 1,2-Dibromo-3-chloropropane | ND | | ug/l | 2.5 | 0.70 |
| Hexachlorobutadiene | ND | | ug/l | 2.5 | 0.70 |
| Isopropylbenzene | ND | | ug/l | 2.5 | 0.70 |
| p-Isopropyltoluene | ND | | ug/l | 2.5 | 0.70 |
| Naphthalene | ND | | ug/l | 2.5 | 0.70 |
| n-Propylbenzene | ND | | ug/l | 2.5 | 0.70 |
| 1,2,3-Trichlorobenzene | ND | | ug/l | 2.5 | 0.70 |
| 1,2,4-Trichlorobenzene | ND | | ug/l | 2.5 | 0.70 |
| 1,3,5-Trimethylbenzene | ND | | ug/l | 2.5 | 0.70 |
| 1,2,4-Trimethylbenzene | ND | | ug/l | 2.5 | 0.70 |
| 1,4-Dioxane | ND | | ug/l | 250 | 61. |
| p-Diethylbenzene | ND | | ug/l | 2.0 | 0.70 |
| p-Ethyltoluene | ND | | ug/l | 2.0 | 0.70 |
| 1,2,4,5-Tetramethylbenzene | ND | | ug/l | 2.0 | 0.54 |
| Ethyl ether | ND | | ug/l | 2.5 | 0.70 |
| trans-1,4-Dichloro-2-butene | ND | | ug/l | 2.5 | 0.70 |

Tentatively Identified Compounds

| | | |
|---|---|---|
| No Tentatively Identified Compounds | ND | ug/l |

**Project Name:** NORTH MAIN STREET SITE **Lab Number:** L2305237

**Project Number:** 12814:3 **Report Date:** 02/24/23

# Method Blank Analysis
## Batch Quality Control

Analytical Method: 1,8260D
Analytical Date: 02/02/23 08:17
Analyst: PID

| Parameter | Result | Qualifier | Units | RL | MDL |
|---|---|---|---|---|---|
| Volatile Organics by GC/MS - Westborough Lab for sample(s): 02-03 Batch: WG1740260-5 | | | | | |

| Surrogate | %Recovery | Qualifier | Acceptance Criteria |
|---|---|---|---|
| 1,2-Dichloroethane-d4 | 80 | | 70-130 |
| Toluene-d8 | 97 | | 70-130 |
| 4-Bromofluorobenzene | 100 | | 70-130 |
| Dibromofluoromethane | 93 | | 70-130 |

**Project Name:** NORTH MAIN STREET SITE **Lab Number:** L2305237

**Project Number:** 12814:3 **Report Date:** 02/24/23

# Method Blank Analysis
## Batch Quality Control

Analytical Method: 1,8260D
Analytical Date: 02/02/23 13:30
Analyst: MKS

| Parameter | Result | Qualifier | Units | RL | MDL |
|---|---|---|---|---|---|
| Volatile Organics by EPA 5035 Low - Westborough Lab for sample(s): 01 Batch: WG1740512-5 | | | | | |
| Methylene chloride | ND | | ug/kg | 5.0 | 2.3 |
| 1,1-Dichloroethane | ND | | ug/kg | 1.0 | 0.14 |
| Chloroform | ND | | ug/kg | 1.5 | 0.14 |
| Carbon tetrachloride | ND | | ug/kg | 1.0 | 0.23 |
| 1,2-Dichloropropane | ND | | ug/kg | 1.0 | 0.12 |
| Dibromochloromethane | ND | | ug/kg | 1.0 | 0.14 |
| 1,1,2-Trichloroethane | ND | | ug/kg | 1.0 | 0.27 |
| Tetrachloroethene | ND | | ug/kg | 0.50 | 0.20 |
| Chlorobenzene | ND | | ug/kg | 0.50 | 0.13 |
| Trichlorofluoromethane | ND | | ug/kg | 4.0 | 0.70 |
| 1,2-Dichloroethane | ND | | ug/kg | 1.0 | 0.26 |
| 1,1,1-Trichloroethane | ND | | ug/kg | 0.50 | 0.17 |
| Bromodichloromethane | ND | | ug/kg | 0.50 | 0.11 |
| trans-1,3-Dichloropropene | ND | | ug/kg | 1.0 | 0.27 |
| cis-1,3-Dichloropropene | ND | | ug/kg | 0.50 | 0.16 |
| 1,3-Dichloropropene, Total | ND | | ug/kg | 0.50 | 0.16 |
| 1,1-Dichloropropene | ND | | ug/kg | 0.50 | 0.16 |
| Bromoform | ND | | ug/kg | 4.0 | 0.25 |
| 1,1,2,2-Tetrachloroethane | ND | | ug/kg | 0.50 | 0.17 |
| Benzene | ND | | ug/kg | 0.50 | 0.17 |
| Toluene | ND | | ug/kg | 1.0 | 0.54 |
| Ethylbenzene | ND | | ug/kg | 1.0 | 0.14 |
| Chloromethane | ND | | ug/kg | 4.0 | 0.93 |
| Bromomethane | ND | | ug/kg | 2.0 | 0.58 |
| Vinyl chloride | ND | | ug/kg | 1.0 | 0.34 |
| Chloroethane | ND | | ug/kg | 2.0 | 0.45 |
| 1,1-Dichloroethene | ND | | ug/kg | 1.0 | 0.24 |
| trans-1,2-Dichloroethene | ND | | ug/kg | 1.5 | 0.14 |
| Trichloroethene | ND | | ug/kg | 0.50 | 0.14 |

**Project Name:** NORTH MAIN STREET SITE **Lab Number:** L2305237

**Project Number:** 12814:3 **Report Date:** 02/24/23

# Method Blank Analysis
## Batch Quality Control

Analytical Method: 1,8260D
Analytical Date: 02/02/23 13:30
Analyst: MKS

| Parameter | Result | Qualifier | Units | RL | MDL |
|---|---|---|---|---|---|
| Volatile Organics by EPA 5035 Low - Westborough Lab for sample(s): 01 Batch: WG1740512-5 | | | | | |
| 1,2-Dichlorobenzene | ND | | ug/kg | 2.0 | 0.14 |
| 1,3-Dichlorobenzene | ND | | ug/kg | 2.0 | 0.15 |
| 1,4-Dichlorobenzene | ND | | ug/kg | 2.0 | 0.17 |
| Methyl tert butyl ether | ND | | ug/kg | 2.0 | 0.20 |
| p/m-Xylene | ND | | ug/kg | 2.0 | 0.56 |
| o-Xylene | ND | | ug/kg | 1.0 | 0.29 |
| Xylenes, Total | ND | | ug/kg | 1.0 | 0.29 |
| cis-1,2-Dichloroethene | ND | | ug/kg | 1.0 | 0.18 |
| 1,2-Dichloroethene, Total | ND | | ug/kg | 1.0 | 0.14 |
| Dibromomethane | ND | | ug/kg | 2.0 | 0.24 |
| Styrene | ND | | ug/kg | 1.0 | 0.20 |
| Dichlorodifluoromethane | ND | | ug/kg | 10 | 0.92 |
| Acetone | ND | | ug/kg | 10 | 4.8 |
| Carbon disulfide | ND | | ug/kg | 10 | 4.6 |
| 2-Butanone | ND | | ug/kg | 10 | 2.2 |
| Vinyl acetate | ND | | ug/kg | 10 | 2.2 |
| 4-Methyl-2-pentanone | ND | | ug/kg | 10 | 1.3 |
| 1,2,3-Trichloropropane | ND | | ug/kg | 2.0 | 0.13 |
| 2-Hexanone | ND | | ug/kg | 10 | 1.2 |
| Bromochloromethane | ND | | ug/kg | 2.0 | 0.20 |
| 2,2-Dichloropropane | ND | | ug/kg | 2.0 | 0.20 |
| 1,2-Dibromoethane | ND | | ug/kg | 1.0 | 0.28 |
| 1,3-Dichloropropane | ND | | ug/kg | 2.0 | 0.17 |
| 1,1,1,2-Tetrachloroethane | ND | | ug/kg | 0.50 | 0.13 |
| Bromobenzene | ND | | ug/kg | 2.0 | 0.14 |
| n-Butylbenzene | ND | | ug/kg | 1.0 | 0.17 |
| sec-Butylbenzene | ND | | ug/kg | 1.0 | 0.15 |
| tert-Butylbenzene | ND | | ug/kg | 2.0 | 0.12 |
| o-Chlorotoluene | ND | | ug/kg | 2.0 | 0.19 |

**Project Name:** NORTH MAIN STREET SITE **Lab Number:** L2305237

**Project Number:** 12814:3 **Report Date:** 02/24/23

# Method Blank Analysis
## Batch Quality Control

Analytical Method: 1,8260D
Analytical Date: 02/02/23 13:30
Analyst: MKS

| Parameter | Result | Qualifier | Units | RL | MDL |
|---|---|---|---|---|---|
| Volatile Organics by EPA 5035 Low - Westborough Lab for sample(s): 01 Batch: WG1740512-5 | | | | | |
| p-Chlorotoluene | ND | | ug/kg | 2.0 | 0.11 |
| 1,2-Dibromo-3-chloropropane | ND | | ug/kg | 3.0 | 1.0 |
| Hexachlorobutadiene | ND | | ug/kg | 4.0 | 0.17 |
| Isopropylbenzene | ND | | ug/kg | 1.0 | 0.11 |
| p-Isopropyltoluene | ND | | ug/kg | 1.0 | 0.11 |
| Naphthalene | ND | | ug/kg | 4.0 | 0.65 |
| Acrylonitrile | ND | | ug/kg | 4.0 | 1.2 |
| n-Propylbenzene | ND | | ug/kg | 1.0 | 0.17 |
| 1,2,3-Trichlorobenzene | ND | | ug/kg | 2.0 | 0.32 |
| 1,2,4-Trichlorobenzene | ND | | ug/kg | 2.0 | 0.27 |
| 1,3,5-Trimethylbenzene | ND | | ug/kg | 2.0 | 0.19 |
| 1,2,4-Trimethylbenzene | ND | | ug/kg | 2.0 | 0.33 |
| 1,4-Dioxane | ND | | ug/kg | 80 | 35. |
| p-Diethylbenzene | ND | | ug/kg | 2.0 | 0.18 |
| p-Ethyltoluene | ND | | ug/kg | 2.0 | 0.38 |
| 1,2,4,5-Tetramethylbenzene | ND | | ug/kg | 2.0 | 0.19 |
| Ethyl ether | ND | | ug/kg | 2.0 | 0.34 |
| trans-1,4-Dichloro-2-butene | ND | | ug/kg | 5.0 | 1.4 |

Tentatively Identified Compounds

| | | |
|---|---|---|
| No Tentatively Identified Compounds | ND | ug/kg |

**Project Name:** NORTH MAIN STREET SITE **Lab Number:** L2305237

**Project Number:** 12814:3 **Report Date:** 02/24/23

# Method Blank Analysis
## Batch Quality Control

Analytical Method: 1,8260D
Analytical Date: 02/02/23 13:30
Analyst: MKS

| Parameter | Result | Qualifier | Units | RL | MDL |
|---|---|---|---|---|---|
| Volatile Organics by EPA 5035 Low - Westborough Lab for sample(s): 01 Batch: WG1740512-5 | | | | | |

| Surrogate | %Recovery | Qualifier | Acceptance Criteria |
|---|---|---|---|
| 1,2-Dichloroethane-d4 | 106 | | 70-130 |
| Toluene-d8 | 105 | | 70-130 |
| 4-Bromofluorobenzene | 114 | | 70-130 |
| Dibromofluoromethane | 88 | | 70-130 |

# Lab Control Sample Analysis
## Batch Quality Control

**Project Name:** NORTH MAIN STREET SITE
**Project Number:** 12814:3
**Lab Number:** L2305237
**Report Date:** 02/24/23

| Parameter | LCS %Recovery | Qual | LCSD %Recovery | Qual | %Recovery Limits | RPD | Qual | RPD Limits |
|---|---|---|---|---|---|---|---|---|
| Volatile Organics by GC/MS - Westborough Lab Associated sample(s): 02-03 Batch: WG1740260-3 WG1740260-4 | | | | | | | | |
| Methylene chloride | 100 | | 100 | | 70-130 | 0 | | 20 |
| 1,1-Dichloroethane | 110 | | 100 | | 70-130 | 10 | | 20 |
| Chloroform | 89 | | 98 | | 70-130 | 10 | | 20 |
| Carbon tetrachloride | 88 | | 94 | | 63-132 | 7 | | 20 |
| 1,2-Dichloropropane | 100 | | 98 | | 70-130 | 2 | | 20 |
| Dibromochloromethane | 76 | | 78 | | 63-130 | 3 | | 20 |
| 1,1,2-Trichloroethane | 82 | | 87 | | 70-130 | 6 | | 20 |
| Tetrachloroethene | 94 | | 96 | | 70-130 | 2 | | 20 |
| Chlorobenzene | 96 | | 98 | | 75-130 | 2 | | 20 |
| Trichlorofluoromethane | 76 | | 84 | | 62-150 | 10 | | 20 |
| 1,2-Dichloroethane | 86 | | 83 | | 70-130 | 4 | | 20 |
| 1,1,1-Trichloroethane | 86 | | 93 | | 67-130 | 8 | | 20 |
| Bromodichloromethane | 84 | | 85 | | 67-130 | 1 | | 20 |
| trans-1,3-Dichloropropene | 70 | | 75 | | 70-130 | 7 | | 20 |
| cis-1,3-Dichloropropene | 86 | | 89 | | 70-130 | 3 | | 20 |
| 1,1-Dichloropropene | 90 | | 97 | | 70-130 | 7 | | 20 |
| Bromoform | 78 | | 79 | | 54-136 | 1 | | 20 |
| 1,1,2,2-Tetrachloroethane | 87 | | 94 | | 67-130 | 8 | | 20 |
| Benzene | 97 | | 95 | | 70-130 | 2 | | 20 |
| Toluene | 98 | | 99 | | 70-130 | 1 | | 20 |
| Ethylbenzene | 100 | | 100 | | 70-130 | 0 | | 20 |
| Chloromethane | 110 | | 110 | | 64-130 | 0 | | 20 |
| Bromomethane | 54 | | 56 | | 39-139 | 4 | | 20 |

# Lab Control Sample Analysis
## Batch Quality Control

**Project Name:** NORTH MAIN STREET SITE
**Project Number:** 12814:3

**Lab Number:** L2305237
**Report Date:** 02/24/23

| Parameter | LCS %Recovery | Qual | LCSD %Recovery | Qual | %Recovery Limits | RPD | Qual | RPD Limits |
|---|---|---|---|---|---|---|---|---|
| Volatile Organics by GC/MS - Westborough Lab Associated sample(s): 02-03 Batch: WG1740260-3 WG1740260-4 | | | | | | | | |
| Vinyl chloride | 100 | | 110 | | 55-140 | 10 | | 20 |
| Chloroethane | 77 | | 78 | | 55-138 | 1 | | 20 |
| 1,1-Dichloroethene | 84 | | 90 | | 61-145 | 7 | | 20 |
| trans-1,2-Dichloroethene | 98 | | 100 | | 70-130 | 2 | | 20 |
| Trichloroethene | 90 | | 91 | | 70-130 | 1 | | 20 |
| 1,2-Dichlorobenzene | 95 | | 99 | | 70-130 | 4 | | 20 |
| 1,3-Dichlorobenzene | 99 | | 100 | | 70-130 | 1 | | 20 |
| 1,4-Dichlorobenzene | 97 | | 100 | | 70-130 | 3 | | 20 |
| Methyl tert butyl ether | 80 | | 89 | | 63-130 | 11 | | 20 |
| p/m-Xylene | 100 | | 100 | | 70-130 | 0 | | 20 |
| o-Xylene | 105 | | 105 | | 70-130 | 0 | | 20 |
| cis-1,2-Dichloroethene | 98 | | 100 | | 70-130 | 2 | | 20 |
| Dibromomethane | 84 | | 85 | | 70-130 | 1 | | 20 |
| 1,2,3-Trichloropropane | 84 | | 88 | | 64-130 | 5 | | 20 |
| Acrylonitrile | 97 | | 100 | | 70-130 | 3 | | 20 |
| Styrene | 105 | | 105 | | 70-130 | 0 | | 20 |
| Dichlorodifluoromethane | 79 | | 79 | | 36-147 | 0 | | 20 |
| Acetone | 110 | | 110 | | 58-148 | 0 | | 20 |
| Carbon disulfide | **160** | Q | **150** | Q | 51-130 | 6 | | 20 |
| 2-Butanone | 80 | | 80 | | 63-138 | 0 | | 20 |
| Vinyl acetate | 92 | | 94 | | 70-130 | 2 | | 20 |
| 4-Methyl-2-pentanone | 93 | | 99 | | 59-130 | 6 | | 20 |
| 2-Hexanone | 93 | | 100 | | 57-130 | 7 | | 20 |

# Lab Control Sample Analysis
## Batch Quality Control

**Project Name:** NORTH MAIN STREET SITE
**Project Number:** 12814:3
**Lab Number:** L2305237
**Report Date:** 02/24/23

| Parameter | LCS %Recovery | Qual | LCSD %Recovery | Qual | %Recovery Limits | RPD | Qual | RPD Limits |
|---|---|---|---|---|---|---|---|---|
| Volatile Organics by GC/MS - Westborough Lab Associated sample(s): 02-03 Batch: WG1740260-3 WG1740260-4 | | | | | | | | |
| Bromochloromethane | 100 | | 98 | | 70-130 | 2 | | 20 |
| 2,2-Dichloropropane | 91 | | 100 | | 63-133 | 9 | | 20 |
| 1,2-Dibromoethane | 81 | | 90 | | 70-130 | 11 | | 20 |
| 1,3-Dichloropropane | 84 | | 88 | | 70-130 | 5 | | 20 |
| 1,1,1,2-Tetrachloroethane | 87 | | 90 | | 64-130 | 3 | | 20 |
| Bromobenzene | 98 | | 100 | | 70-130 | 2 | | 20 |
| n-Butylbenzene | 94 | | 99 | | 53-136 | 5 | | 20 |
| sec-Butylbenzene | 96 | | 100 | | 70-130 | 4 | | 20 |
| tert-Butylbenzene | 97 | | 100 | | 70-130 | 3 | | 20 |
| o-Chlorotoluene | 100 | | 100 | | 70-130 | 0 | | 20 |
| p-Chlorotoluene | 100 | | 100 | | 70-130 | 0 | | 20 |
| 1,2-Dibromo-3-chloropropane | 74 | | 79 | | 41-144 | 7 | | 20 |
| Hexachlorobutadiene | 88 | | 91 | | 63-130 | 3 | | 20 |
| Isopropylbenzene | 100 | | 100 | | 70-130 | 0 | | 20 |
| p-Isopropyltoluene | 95 | | 100 | | 70-130 | 5 | | 20 |
| Naphthalene | 92 | | 98 | | 70-130 | 6 | | 20 |
| n-Propylbenzene | 100 | | 100 | | 69-130 | 0 | | 20 |
| 1,2,3-Trichlorobenzene | 88 | | 94 | | 70-130 | 7 | | 20 |
| 1,2,4-Trichlorobenzene | 92 | | 99 | | 70-130 | 7 | | 20 |
| 1,3,5-Trimethylbenzene | 99 | | 100 | | 64-130 | 1 | | 20 |
| 1,2,4-Trimethylbenzene | 98 | | 100 | | 70-130 | 2 | | 20 |
| 1,4-Dioxane | 100 | | 98 | | 56-162 | 2 | | 20 |
| p-Diethylbenzene | 92 | | 100 | | 70-130 | 8 | | 20 |

# Lab Control Sample Analysis
## Batch Quality Control

**Project Name:** NORTH MAIN STREET SITE
**Project Number:** 12814:3
**Lab Number:** L2305237
**Report Date:** 02/24/23

| Parameter | LCS %Recovery | Qual | LCSD %Recovery | Qual | %Recovery Limits | RPD | Qual | RPD Limits |
|---|---|---|---|---|---|---|---|---|
| Volatile Organics by GC/MS - Westborough Lab Associated sample(s): 02-03 Batch: WG1740260-3 WG1740260-4 | | | | | | | | |
| p-Ethyltoluene | 100 | | 100 | | 70-130 | 0 | | 20 |
| 1,2,4,5-Tetramethylbenzene | 97 | | 99 | | 70-130 | 2 | | 20 |
| Ethyl ether | 78 | | 85 | | 59-134 | 9 | | 20 |
| trans-1,4-Dichloro-2-butene | 90 | | 86 | | 70-130 | 5 | | 20 |

| Surrogate | LCS %Recovery | Qual | LCSD %Recovery | Qual | Acceptance Criteria |
|---|---|---|---|---|---|
| 1,2-Dichloroethane-d4 | 82 | | 82 | | 70-130 |
| Toluene-d8 | 97 | | 98 | | 70-130 |
| 4-Bromofluorobenzene | 104 | | 105 | | 70-130 |
| Dibromofluoromethane | 101 | | 96 | | 70-130 |

# Lab Control Sample Analysis
## Batch Quality Control

**Project Name:** NORTH MAIN STREET SITE
**Project Number:** 12814:3
**Lab Number:** L2305237
**Report Date:** 02/24/23

| Parameter | LCS %Recovery | Qual | LCSD %Recovery | Qual | %Recovery Limits | RPD | Qual | RPD Limits |
|---|---|---|---|---|---|---|---|---|
| Volatile Organics by EPA 5035 Low - Westborough Lab Associated sample(s): 01 Batch: WG1740512-3 WG1740512-4 | | | | | | | | |
| Methylene chloride | 83 | | 80 | | 70-130 | 4 | | 30 |
| 1,1-Dichloroethane | 97 | | 93 | | 70-130 | 4 | | 30 |
| Chloroform | 86 | | 83 | | 70-130 | 4 | | 30 |
| Carbon tetrachloride | 76 | | 75 | | 70-130 | 1 | | 30 |
| 1,2-Dichloropropane | 99 | | 96 | | 70-130 | 3 | | 30 |
| Dibromochloromethane | 83 | | 81 | | 70-130 | 2 | | 30 |
| 1,1,2-Trichloroethane | 100 | | 98 | | 70-130 | 2 | | 30 |
| Tetrachloroethene | 79 | | 76 | | 70-130 | 4 | | 30 |
| Chlorobenzene | 89 | | 87 | | 70-130 | 2 | | 30 |
| Trichlorofluoromethane | 78 | | 76 | | 70-139 | 3 | | 30 |
| 1,2-Dichloroethane | 90 | | 88 | | 70-130 | 2 | | 30 |
| 1,1,1-Trichloroethane | 83 | | 81 | | 70-130 | 2 | | 30 |
| Bromodichloromethane | 84 | | 82 | | 70-130 | 2 | | 30 |
| trans-1,3-Dichloropropene | 101 | | 98 | | 70-130 | 3 | | 30 |
| cis-1,3-Dichloropropene | 94 | | 90 | | 70-130 | 4 | | 30 |
| 1,1-Dichloropropene | 94 | | 91 | | 70-130 | 3 | | 30 |
| Bromoform | 82 | | 84 | | 70-130 | 2 | | 30 |
| 1,1,2,2-Tetrachloroethane | 110 | | 108 | | 70-130 | 2 | | 30 |
| Benzene | 92 | | 89 | | 70-130 | 3 | | 30 |
| Toluene | 92 | | 88 | | 70-130 | 4 | | 30 |
| Ethylbenzene | 94 | | 91 | | 70-130 | 3 | | 30 |
| Chloromethane | 122 | | 115 | | 52-130 | 6 | | 30 |
| Bromomethane | 99 | | 89 | | 57-147 | 11 | | 30 |

# Lab Control Sample Analysis
## Batch Quality Control

**Project Name:** NORTH MAIN STREET SITE
**Project Number:** 12814:3
**Lab Number:** L2305237
**Report Date:** 02/24/23

| Parameter | LCS %Recovery | Qual | LCSD %Recovery | Qual | %Recovery Limits | RPD | Qual | RPD Limits |
|---|---|---|---|---|---|---|---|---|
| Volatile Organics by EPA 5035 Low - Westborough Lab Associated sample(s): 01 Batch: WG1740512-3 WG1740512-4 | | | | | | | | |
| Vinyl chloride | 97 | | 94 | | 67-130 | 3 | | 30 |
| Chloroethane | 98 | | 91 | | 50-151 | 7 | | 30 |
| 1,1-Dichloroethene | 86 | | 85 | | 65-135 | 1 | | 30 |
| trans-1,2-Dichloroethene | 84 | | 83 | | 70-130 | 1 | | 30 |
| Trichloroethene | 85 | | 86 | | 70-130 | 1 | | 30 |
| 1,2-Dichlorobenzene | 88 | | 86 | | 70-130 | 2 | | 30 |
| 1,3-Dichlorobenzene | 88 | | 86 | | 70-130 | 2 | | 30 |
| 1,4-Dichlorobenzene | 88 | | 85 | | 70-130 | 3 | | 30 |
| Methyl tert butyl ether | 98 | | 99 | | 66-130 | 1 | | 30 |
| p/m-Xylene | 91 | | 89 | | 70-130 | 2 | | 30 |
| o-Xylene | 94 | | 92 | | 70-130 | 2 | | 30 |
| cis-1,2-Dichloroethene | 85 | | 83 | | 70-130 | 2 | | 30 |
| Dibromomethane | 83 | | 82 | | 70-130 | 1 | | 30 |
| Styrene | 95 | | 93 | | 70-130 | 2 | | 30 |
| Dichlorodifluoromethane | 98 | | 94 | | 30-146 | 4 | | 30 |
| Acetone | 106 | | 109 | | 54-140 | 3 | | 30 |
| Carbon disulfide | **142** | Q | **136** | Q | 59-130 | 4 | | 30 |
| 2-Butanone | 99 | | 108 | | 70-130 | 9 | | 30 |
| Vinyl acetate | 114 | | 94 | | 70-130 | 19 | | 30 |
| 4-Methyl-2-pentanone | 108 | | 109 | | 70-130 | 1 | | 30 |
| 1,2,3-Trichloropropane | 112 | | 113 | | 68-130 | 1 | | 30 |
| 2-Hexanone | 112 | | 113 | | 70-130 | 1 | | 30 |
| Bromochloromethane | 76 | | 76 | | 70-130 | 0 | | 30 |

# Lab Control Sample Analysis
## Batch Quality Control

**Project Name:** NORTH MAIN STREET SITE
**Project Number:** 12814:3
**Lab Number:** L2305237
**Report Date:** 02/24/23

| Parameter | LCS %Recovery | Qual | LCSD %Recovery | Qual | %Recovery Limits | RPD | Qual | RPD Limits |
|---|---|---|---|---|---|---|---|---|
| Volatile Organics by EPA 5035 Low - Westborough Lab Associated sample(s): 01 Batch: WG1740512-3 WG1740512-4 | | | | | | | | |
| 2,2-Dichloropropane | 86 | | 84 | | 70-130 | 2 | | 30 |
| 1,2-Dibromoethane | 92 | | 92 | | 70-130 | 0 | | 30 |
| 1,3-Dichloropropane | 103 | | 100 | | 69-130 | 3 | | 30 |
| 1,1,1,2-Tetrachloroethane | 84 | | 82 | | 70-130 | 2 | | 30 |
| Bromobenzene | 87 | | 87 | | 70-130 | 0 | | 30 |
| n-Butylbenzene | 104 | | 101 | | 70-130 | 3 | | 30 |
| sec-Butylbenzene | 100 | | 97 | | 70-130 | 3 | | 30 |
| tert-Butylbenzene | 95 | | 94 | | 70-130 | 1 | | 30 |
| o-Chlorotoluene | 104 | | 103 | | 70-130 | 1 | | 30 |
| p-Chlorotoluene | 104 | | 102 | | 70-130 | 2 | | 30 |
| 1,2-Dibromo-3-chloropropane | 75 | | 80 | | 68-130 | 6 | | 30 |
| Hexachlorobutadiene | 75 | | 76 | | 67-130 | 1 | | 30 |
| Isopropylbenzene | 100 | | 98 | | 70-130 | 2 | | 30 |
| p-Isopropyltoluene | 94 | | 93 | | 70-130 | 1 | | 30 |
| Naphthalene | 93 | | 93 | | 70-130 | 0 | | 30 |
| Acrylonitrile | 116 | | 117 | | 70-130 | 1 | | 30 |
| n-Propylbenzene | 106 | | 104 | | 70-130 | 2 | | 30 |
| 1,2,3-Trichlorobenzene | 82 | | 83 | | 70-130 | 1 | | 30 |
| 1,2,4-Trichlorobenzene | 81 | | 81 | | 70-130 | 0 | | 30 |
| 1,3,5-Trimethylbenzene | 98 | | 97 | | 70-130 | 1 | | 30 |
| 1,2,4-Trimethylbenzene | 98 | | 95 | | 70-130 | 3 | | 30 |
| 1,4-Dioxane | 98 | | 102 | | 65-136 | 4 | | 30 |
| p-Diethylbenzene | 94 | | 93 | | 70-130 | 1 | | 30 |

# Lab Control Sample Analysis
## Batch Quality Control

**Project Name:** NORTH MAIN STREET SITE
**Project Number:** 12814:3
**Lab Number:** L2305237
**Report Date:** 02/24/23

| Parameter | LCS %Recovery | Qual | LCSD %Recovery | Qual | %Recovery Limits | RPD | Qual | RPD Limits |
|---|---|---|---|---|---|---|---|---|
| Volatile Organics by EPA 5035 Low - Westborough Lab Associated sample(s): 01 Batch: WG1740512-3 WG1740512-4 | | | | | | | | |
| p-Ethyltoluene | 101 | | 100 | | 70-130 | 1 | | 30 |
| 1,2,4,5-Tetramethylbenzene | 96 | | 95 | | 70-130 | 1 | | 30 |
| Ethyl ether | 104 | | 103 | | 67-130 | 1 | | 30 |
| trans-1,4-Dichloro-2-butene | 120 | | 121 | | 70-130 | 1 | | 30 |

| Surrogate | LCS %Recovery | Qual | LCSD %Recovery | Qual | Acceptance Criteria |
|---|---|---|---|---|---|
| 1,2-Dichloroethane-d4 | 100 | | 102 | | 70-130 |
| Toluene-d8 | 110 | | 106 | | 70-130 |
| 4-Bromofluorobenzene | 116 | | 118 | | 70-130 |
| Dibromofluoromethane | 88 | | 88 | | 70-130 |

# SEMIVOLATILES

**Project Name:** NORTH MAIN STREET SITE **Lab Number:** L2305237

**Project Number:** 12814:3 **Report Date:** 02/24/23

## SAMPLE RESULTS

Lab ID: L2305237-01
Client ID: SB-210 (1-1.5)
Sample Location: 128 NORTH MAIN ST. PORT CHESTER NY

Date Collected: 01/31/23 11:00
Date Received: 01/31/23
Field Prep: Not Specified

Sample Depth:
Matrix: Soil
Analytical Method: 1,8270E
Analytical Date: 02/04/23 11:56
Analyst: CMM
Percent Solids: 97%

Extraction Method: EPA 3546
Extraction Date: 02/03/23 16:39

| Parameter | Result | Qualifier | Units | RL | MDL | Dilution Factor |
|---|---|---|---|---|---|---|
| **Semivolatile Organics by GC/MS - Westborough Lab** | | | | | | |
| Acenaphthene | ND | | ug/kg | 140 | 18. | 1 |
| 1,2,4-Trichlorobenzene | ND | | ug/kg | 170 | 20. | 1 |
| Hexachlorobenzene | ND | | ug/kg | 100 | 19. | 1 |
| Bis(2-chloroethyl)ether | ND | | ug/kg | 150 | 23. | 1 |
| 2-Chloronaphthalene | ND | | ug/kg | 170 | 17. | 1 |
| 1,2-Dichlorobenzene | ND | | ug/kg | 170 | 31. | 1 |
| 1,3-Dichlorobenzene | ND | | ug/kg | 170 | 29. | 1 |
| 1,4-Dichlorobenzene | ND | | ug/kg | 170 | 30. | 1 |
| 3,3'-Dichlorobenzidine | ND | | ug/kg | 170 | 45. | 1 |
| 2,4-Dinitrotoluene | ND | | ug/kg | 170 | 34. | 1 |
| 2,6-Dinitrotoluene | ND | | ug/kg | 170 | 29. | 1 |
| Fluoranthene | ND | | ug/kg | 100 | 20. | 1 |
| 4-Chlorophenyl phenyl ether | ND | | ug/kg | 170 | 18. | 1 |
| 4-Bromophenyl phenyl ether | ND | | ug/kg | 170 | 26. | 1 |
| Bis(2-chloroisopropyl)ether | ND | | ug/kg | 200 | 29. | 1 |
| Bis(2-chloroethoxy)methane | ND | | ug/kg | 180 | 17. | 1 |
| Hexachlorobutadiene | ND | | ug/kg | 170 | 25. | 1 |
| Hexachlorocyclopentadiene | ND | | ug/kg | 490 | 150 | 1 |
| Hexachloroethane | ND | | ug/kg | 140 | 28. | 1 |
| Isophorone | ND | | ug/kg | 150 | 22. | 1 |
| Naphthalene | ND | | ug/kg | 170 | 21. | 1 |
| Nitrobenzene | ND | | ug/kg | 150 | 25. | 1 |
| NDPA/DPA | ND | | ug/kg | 140 | 19. | 1 |
| n-Nitrosodi-n-propylamine | ND | | ug/kg | 170 | 26. | 1 |
| Bis(2-ethylhexyl)phthalate | ND | | ug/kg | 170 | 59. | 1 |
| Butyl benzyl phthalate | ND | | ug/kg | 170 | 43. | 1 |
| Di-n-butylphthalate | ND | | ug/kg | 170 | 32. | 1 |
| Di-n-octylphthalate | ND | | ug/kg | 170 | 58. | 1 |

**Project Name:** NORTH MAIN STREET SITE **Lab Number:** L2305237

**Project Number:** 12814:3 **Report Date:** 02/24/23

## SAMPLE RESULTS

Lab ID: L2305237-01 Date Collected: 01/31/23 11:00

Client ID: SB-210 (1-1.5) Date Received: 01/31/23

Sample Location: 128 NORTH MAIN ST. PORT CHESTER NY Field Prep: Not Specified

Sample Depth:

| Parameter | Result | Qualifier | Units | RL | MDL | Dilution Factor |
|---|---|---|---|---|---|---|
| Semivolatile Organics by GC/MS - Westborough Lab | | | | | | |
| Diethyl phthalate | ND | | ug/kg | 170 | 16. | 1 |
| Dimethyl phthalate | ND | | ug/kg | 170 | 36. | 1 |
| Benzo(a)anthracene | ND | | ug/kg | 100 | 19. | 1 |
| Benzo(a)pyrene | ND | | ug/kg | 140 | 42. | 1 |
| Benzo(b)fluoranthene | ND | | ug/kg | 100 | 29. | 1 |
| Benzo(k)fluoranthene | ND | | ug/kg | 100 | 27. | 1 |
| Chrysene | ND | | ug/kg | 100 | 18. | 1 |
| Acenaphthylene | ND | | ug/kg | 140 | 26. | 1 |
| Anthracene | ND | | ug/kg | 100 | 33. | 1 |
| Benzo(ghi)perylene | ND | | ug/kg | 140 | 20. | 1 |
| Fluorene | ND | | ug/kg | 170 | 17. | 1 |
| Phenanthrene | ND | | ug/kg | 100 | 21. | 1 |
| Dibenzo(a,h)anthracene | ND | | ug/kg | 100 | 20. | 1 |
| Indeno(1,2,3-cd)pyrene | ND | | ug/kg | 140 | 24. | 1 |
| Pyrene | ND | | ug/kg | 100 | 17. | 1 |
| Biphenyl | ND | | ug/kg | 390 | 22. | 1 |
| 4-Chloroaniline | ND | | ug/kg | 170 | 31. | 1 |
| 2-Nitroaniline | ND | | ug/kg | 170 | 33. | 1 |
| 3-Nitroaniline | ND | | ug/kg | 170 | 32. | 1 |
| 4-Nitroaniline | ND | | ug/kg | 170 | 71. | 1 |
| Dibenzofuran | ND | | ug/kg | 170 | 16. | 1 |
| 2-Methylnaphthalene | ND | | ug/kg | 200 | 21. | 1 |
| 1,2,4,5-Tetrachlorobenzene | ND | | ug/kg | 170 | 18. | 1 |
| Acetophenone | ND | | ug/kg | 170 | 21. | 1 |
| 2,4,6-Trichlorophenol | ND | | ug/kg | 100 | 32. | 1 |
| p-Chloro-m-cresol | ND | | ug/kg | 170 | 25. | 1 |
| 2-Chlorophenol | ND | | ug/kg | 170 | 20. | 1 |
| 2,4-Dichlorophenol | ND | | ug/kg | 150 | 28. | 1 |
| 2,4-Dimethylphenol | ND | | ug/kg | 170 | 56. | 1 |
| 2-Nitrophenol | ND | | ug/kg | 370 | 64. | 1 |
| 4-Nitrophenol | ND | | ug/kg | 240 | 70. | 1 |
| 2,4-Dinitrophenol | ND | | ug/kg | 820 | 80. | 1 |
| 4,6-Dinitro-o-cresol | ND | | ug/kg | 440 | 82. | 1 |
| Pentachlorophenol | ND | | ug/kg | 140 | 38. | 1 |
| Phenol | ND | | ug/kg | 170 | 26. | 1 |
| 2-Methylphenol | ND | | ug/kg | 170 | 26. | 1 |
| 3-Methylphenol/4-Methylphenol | ND | | ug/kg | 250 | 27. | 1 |

**Project Name:** NORTH MAIN STREET SITE **Lab Number:** L2305237

**Project Number:** 12814:3 **Report Date:** 02/24/23

## SAMPLE RESULTS

Lab ID: L2305237-01 Date Collected: 01/31/23 11:00

Client ID: SB-210 (1-1.5) Date Received: 01/31/23

Sample Location: 128 NORTH MAIN ST. PORT CHESTER NY Field Prep: Not Specified

Sample Depth:

| Parameter | Result | Qualifier | Units | RL | MDL | Dilution Factor |
|---|---|---|---|---|---|---|
| **Semivolatile Organics by GC/MS - Westborough Lab** | | | | | | |
| 2,4,5-Trichlorophenol | ND | | ug/kg | 170 | 33. | 1 |
| Benzoic Acid | ND | | ug/kg | 550 | 170 | 1 |
| Benzyl Alcohol | ND | | ug/kg | 170 | 52. | 1 |
| Carbazole | ND | | ug/kg | 170 | 17. | 1 |
| 1,4-Dioxane | ND | | ug/kg | 26 | 7.9 | 1 |

| Tentatively Identified Compounds | | | | |
|---|---|---|---|---|
| No Tentatively Identified Compounds | ND | | ug/kg | 1 |

| Surrogate | % Recovery | Qualifier | Acceptance Criteria |
|---|---|---|---|
| 2-Fluorophenol | 82 | | 25-120 |
| Phenol-d6 | 82 | | 10-120 |
| Nitrobenzene-d5 | 81 | | 23-120 |
| 2-Fluorobiphenyl | 73 | | 30-120 |
| 2,4,6-Tribromophenol | 71 | | 10-136 |
| 4-Terphenyl-d14 | 79 | | 18-120 |

**Project Name:** NORTH MAIN STREET SITE
**Project Number:** 12814:3
**Lab Number:** L2305237
**Report Date:** 02/24/23

## SAMPLE RESULTS

Lab ID: L2305237-02
Client ID: TWP-206
Sample Location: 128 NORTH MAIN ST. PORT CHESTER NY

Date Collected: 01/31/23 10:00
Date Received: 01/31/23
Field Prep: Not Specified

Sample Depth:
Matrix: Water
Analytical Method: 1,8270E
Analytical Date: 02/03/23 09:19
Analyst: CMM

Extraction Method: EPA 3510C
Extraction Date: 02/02/23 00:28

| Parameter | Result | Qualifier | Units | RL | MDL | Dilution Factor |
|---|---|---|---|---|---|---|
| Semivolatile Organics by GC/MS - Westborough Lab | | | | | | |
| 1,2,4-Trichlorobenzene | ND | | ug/l | 5.0 | 0.50 | 1 |
| Bis(2-chloroethyl)ether | ND | | ug/l | 2.0 | 0.50 | 1 |
| 1,2-Dichlorobenzene | ND | | ug/l | 2.0 | 0.45 | 1 |
| 1,3-Dichlorobenzene | ND | | ug/l | 2.0 | 0.40 | 1 |
| 1,4-Dichlorobenzene | ND | | ug/l | 2.0 | 0.43 | 1 |
| 3,3'-Dichlorobenzidine | ND | | ug/l | 5.0 | 1.6 | 1 |
| 2,4-Dinitrotoluene | ND | | ug/l | 5.0 | 1.2 | 1 |
| 2,6-Dinitrotoluene | ND | | ug/l | 5.0 | 0.93 | 1 |
| 4-Chlorophenyl phenyl ether | ND | | ug/l | 2.0 | 0.49 | 1 |
| 4-Bromophenyl phenyl ether | ND | | ug/l | 2.0 | 0.38 | 1 |
| Bis(2-chloroisopropyl)ether | ND | | ug/l | 2.0 | 0.53 | 1 |
| Bis(2-chloroethoxy)methane | ND | | ug/l | 5.0 | 0.50 | 1 |
| Hexachlorocyclopentadiene | ND | | ug/l | 20 | 0.69 | 1 |
| Isophorone | ND | | ug/l | 5.0 | 1.2 | 1 |
| Nitrobenzene | ND | | ug/l | 2.0 | 0.77 | 1 |
| NDPA/DPA | ND | | ug/l | 2.0 | 0.42 | 1 |
| n-Nitrosodi-n-propylamine | ND | | ug/l | 5.0 | 0.64 | 1 |
| Bis(2-ethylhexyl)phthalate | 12. | | ug/l | 3.0 | 1.5 | 1 |
| Butyl benzyl phthalate | ND | | ug/l | 5.0 | 1.2 | 1 |
| Di-n-butylphthalate | 0.95 | J | ug/l | 5.0 | 0.39 | 1 |
| Di-n-octylphthalate | ND | | ug/l | 5.0 | 1.3 | 1 |
| Diethyl phthalate | ND | | ug/l | 5.0 | 0.38 | 1 |
| Dimethyl phthalate | ND | | ug/l | 5.0 | 1.8 | 1 |
| Biphenyl | ND | | ug/l | 2.0 | 0.46 | 1 |
| 4-Chloroaniline | ND | | ug/l | 5.0 | 1.1 | 1 |
| 2-Nitroaniline | ND | | ug/l | 5.0 | 0.50 | 1 |
| 3-Nitroaniline | ND | | ug/l | 5.0 | 0.81 | 1 |
| 4-Nitroaniline | ND | | ug/l | 5.0 | 0.80 | 1 |

**Project Name:** NORTH MAIN STREET SITE **Lab Number:** L2305237

**Project Number:** 12814:3 **Report Date:** 02/24/23

## SAMPLE RESULTS

Lab ID: L2305237-02 Date Collected: 01/31/23 10:00

Client ID: TWP-206 Date Received: 01/31/23

Sample Location: 128 NORTH MAIN ST. PORT CHESTER NY Field Prep: Not Specified

Sample Depth:

| Parameter | Result | Qualifier | Units | RL | MDL | Dilution Factor |
|---|---|---|---|---|---|---|
| Semivolatile Organics by GC/MS - Westborough Lab | | | | | | |
| Dibenzofuran | ND | | ug/l | 2.0 | 0.50 | 1 |
| 1,2,4,5-Tetrachlorobenzene | ND | | ug/l | 10 | 0.44 | 1 |
| Acetophenone | ND | | ug/l | 5.0 | 0.53 | 1 |
| 2,4,6-Trichlorophenol | ND | | ug/l | 5.0 | 0.61 | 1 |
| p-Chloro-m-cresol | ND | | ug/l | 2.0 | 0.35 | 1 |
| 2-Chlorophenol | ND | | ug/l | 2.0 | 0.48 | 1 |
| 2,4-Dichlorophenol | ND | | ug/l | 5.0 | 0.41 | 1 |
| 2,4-Dimethylphenol | ND | | ug/l | 5.0 | 1.8 | 1 |
| 2-Nitrophenol | ND | | ug/l | 10 | 0.85 | 1 |
| 4-Nitrophenol | ND | | ug/l | 10 | 0.67 | 1 |
| 2,4-Dinitrophenol | ND | | ug/l | 20 | 6.6 | 1 |
| 4,6-Dinitro-o-cresol | ND | | ug/l | 10 | 1.8 | 1 |
| Phenol | ND | | ug/l | 5.0 | 0.57 | 1 |
| 2-Methylphenol | ND | | ug/l | 5.0 | 0.49 | 1 |
| 3-Methylphenol/4-Methylphenol | ND | | ug/l | 5.0 | 0.48 | 1 |
| 2,4,5-Trichlorophenol | ND | | ug/l | 5.0 | 0.77 | 1 |
| Benzoic Acid | 8.5 | J | ug/l | 50 | 2.6 | 1 |
| Benzyl Alcohol | ND | | ug/l | 2.0 | 0.59 | 1 |
| Carbazole | ND | | ug/l | 2.0 | 0.49 | 1 |

**Project Name:** NORTH MAIN STREET SITE **Lab Number:** L2305237

**Project Number:** 12814:3 **Report Date:** 02/24/23

## SAMPLE RESULTS

Lab ID: L2305237-02 Date Collected: 01/31/23 10:00

Client ID: TWP-206 Date Received: 01/31/23

Sample Location: 128 NORTH MAIN ST. PORT CHESTER NY Field Prep: Not Specified

Sample Depth:

| Parameter | Result | Qualifier | Units | RL | MDL | Dilution Factor |
|---|---|---|---|---|---|---|
| Semivolatile Organics by GC/MS - Westborough Lab | | | | | | |
| Tentatively Identified Compounds | | | | | | |
| Total TIC Compounds | 587 | J | ug/l | | | 1 |
| Unknown | 23.6 | J | ug/l | | | 1 |
| Unknown | 155 | J | ug/l | | | 1 |
| Unknown | 150 | J | ug/l | | | 1 |
| Unknown | 7.38 | J | ug/l | | | 1 |
| Unknown | 13.4 | J | ug/l | | | 1 |
| Unknown | 10.6 | J | ug/l | | | 1 |
| Unknown Alkane | 22.1 | J | ug/l | | | 1 |
| Unknown Alkane | 20.3 | J | ug/l | | | 1 |
| Unknown Alkane | 19.3 | J | ug/l | | | 1 |
| Unknown Alkane | 51.3 | J | ug/l | | | 1 |
| Unknown Alkane | 17.4 | J | ug/l | | | 1 |
| Unknown Alkane | 23.4 | J | ug/l | | | 1 |
| Unknown Organic Acid | 33.0 | JB | ug/l | | | 1 |
| Unknown Organic Acid | 26.5 | J | ug/l | | | 1 |
| Unknown PAH | 14.1 | J | ug/l | | | 1 |

| Surrogate | % Recovery | Qualifier | Acceptance Criteria |
|---|---|---|---|
| 2-Fluorophenol | 54 | | 21-120 |
| Phenol-d6 | 49 | | 10-120 |
| Nitrobenzene-d5 | 91 | | 23-120 |
| 2-Fluorobiphenyl | 67 | | 15-120 |
| 2,4,6-Tribromophenol | 70 | | 10-120 |
| 4-Terphenyl-d14 | 68 | | 41-149 |

**Project Name:** NORTH MAIN STREET SITE
**Project Number:** 12814:3
**Lab Number:** L2305237
**Report Date:** 02/24/23

## SAMPLE RESULTS

Lab ID: L2305237-02
Client ID: TWP-206
Sample Location: 128 NORTH MAIN ST. PORT CHESTER NY

Date Collected: 01/31/23 10:00
Date Received: 01/31/23
Field Prep: Not Specified

Sample Depth:
Matrix: Water
Analytical Method: 1,8270E-SIM
Analytical Date: 02/02/23 17:56
Analyst: DV

Extraction Method: EPA 3510C
Extraction Date: 02/02/23 00:33

| Parameter | Result | Qualifier | Units | RL | MDL | Dilution Factor |
|---|---|---|---|---|---|---|
| Semivolatile Organics by GC/MS-SIM - Westborough Lab | | | | | | |
| Acenaphthene | ND | | ug/l | 0.10 | 0.01 | 1 |
| 2-Chloronaphthalene | ND | | ug/l | 0.20 | 0.02 | 1 |
| Fluoranthene | 4.6 | | ug/l | 0.10 | 0.02 | 1 |
| Hexachlorobutadiene | ND | | ug/l | 0.50 | 0.05 | 1 |
| Naphthalene | 0.06 | J | ug/l | 0.10 | 0.05 | 1 |
| Benzo(a)anthracene | 1.8 | | ug/l | 0.10 | 0.02 | 1 |
| Benzo(a)pyrene | 2.6 | | ug/l | 0.10 | 0.02 | 1 |
| Benzo(b)fluoranthene | 5.5 | | ug/l | 0.10 | 0.01 | 1 |
| Benzo(k)fluoranthene | 1.4 | | ug/l | 0.10 | 0.01 | 1 |
| Chrysene | 3.6 | | ug/l | 0.10 | 0.01 | 1 |
| Acenaphthylene | ND | | ug/l | 0.10 | 0.01 | 1 |
| Anthracene | 0.15 | | ug/l | 0.10 | 0.01 | 1 |
| Benzo(ghi)perylene | 2.8 | | ug/l | 0.10 | 0.01 | 1 |
| Fluorene | 0.05 | J | ug/l | 0.10 | 0.01 | 1 |
| Phenanthrene | 0.96 | | ug/l | 0.10 | 0.02 | 1 |
| Dibenzo(a,h)anthracene | 0.60 | | ug/l | 0.10 | 0.01 | 1 |
| Indeno(1,2,3-cd)pyrene | 2.9 | | ug/l | 0.10 | 0.01 | 1 |
| Pyrene | 3.6 | | ug/l | 0.10 | 0.02 | 1 |
| 2-Methylnaphthalene | 0.05 | J | ug/l | 0.10 | 0.02 | 1 |
| Pentachlorophenol | 0.29 | J | ug/l | 0.80 | 0.01 | 1 |
| Hexachlorobenzene | ND | | ug/l | 0.80 | 0.01 | 1 |
| Hexachloroethane | ND | | ug/l | 0.80 | 0.06 | 1 |

**Project Name:** NORTH MAIN STREET SITE **Lab Number:** L2305237

**Project Number:** 12814:3 **Report Date:** 02/24/23

## SAMPLE RESULTS

| | | | |
|---|---|---|---|
| Lab ID: | L2305237-02 | Date Collected: | 01/31/23 10:00 |
| Client ID: | TWP-206 | Date Received: | 01/31/23 |
| Sample Location: | 128 NORTH MAIN ST. PORT CHESTER NY | Field Prep: | Not Specified |

Sample Depth:

| Parameter | Result | Qualifier | Units | RL | MDL | Dilution Factor |
|---|---|---|---|---|---|---|

Semivolatile Organics by GC/MS-SIM - Westborough Lab

| Surrogate | % Recovery | Qualifier | Acceptance Criteria |
|---|---|---|---|
| 2-Fluorophenol | 64 | | 21-120 |
| Phenol-d6 | 56 | | 10-120 |
| Nitrobenzene-d5 | 105 | | 23-120 |
| 2-Fluorobiphenyl | 82 | | 15-120 |
| 2,4,6-Tribromophenol | 76 | | 10-120 |
| 4-Terphenyl-d14 | 83 | | 41-149 |

**Project Name:** NORTH MAIN STREET SITE
**Project Number:** 12814:3
**Lab Number:** L2305237
**Report Date:** 02/24/23

## SAMPLE RESULTS

Lab ID: L2305237-02 R
Client ID: TWP-206
Sample Location: 128 NORTH MAIN ST. PORT CHESTER NY

Date Collected: 01/31/23 10:00
Date Received: 01/31/23
Field Prep: Not Specified

Sample Depth:
Matrix: Water
Analytical Method: 144,1633
Analytical Date: 02/21/23 23:04
Analyst: LMV

Extraction Method: EPA 1633
Extraction Date: 02/17/23 10:15

| Parameter | Result | Qualifier | Units | RL | MDL | Dilution Factor |
|---|---|---|---|---|---|---|
| **Perfluorinated Alkyl Acids by EPA 1633 - Mansfield Lab** | | | | | | |
| Perfluorobutanoic Acid (PFBA) | 22.7 | | ng/l | 22.1 | 3.54 | 1 |
| Perfluoropentanoic Acid (PFPeA) | 20.2 | | ng/l | 11.1 | 2.96 | 1 |
| Perfluorobutanesulfonic Acid (PFBS) | 33.8 | F | ng/l | 5.53 | 1.85 | 1 |
| Perfluorohexanoic Acid (PFHxA) | 19.9 | | ng/l | 5.53 | 1.63 | 1 |
| Perfluoroheptanoic Acid (PFHpA) | 11.6 | | ng/l | 5.53 | 1.11 | 1 |
| Perfluorohexanesulfonic Acid (PFHxS) | ND | | ng/l | 5.53 | 1.33 | 1 |
| Perfluorooctanoic Acid (PFOA) | 32.9 | | ng/l | 5.53 | 2.41 | 1 |
| 1H,1H,2H,2H-Perfluorooctanesulfonic Acid (6:2FTS) | ND | | ng/l | 22.1 | 7.47 | 1 |
| Perfluoroheptanesulfonic Acid (PFHpS) | ND | | ng/l | 5.53 | 1.49 | 1 |
| Perfluorononanoic Acid (PFNA) | 8.85 | | ng/l | 5.53 | 1.74 | 1 |
| Perfluorooctanesulfonic Acid (PFOS) | 47.3 | | ng/l | 5.53 | 2.52 | 1 |
| Perfluorodecanoic Acid (PFDA) | 8.02 | | ng/l | 5.53 | 2.24 | 1 |
| 1H,1H,2H,2H-Perfluorodecanesulfonic Acid (8:2FTS) | ND | | ng/l | 22.1 | 8.60 | 1 |
| N-Methyl Perfluorooctanesulfonamidoacetic Acid (NMeFOSAA) | ND | | ng/l | 5.53 | 3.02 | 1 |
| Perfluoroundecanoic Acid (PFUnA) | 3.87 | J | ng/l | 5.53 | 2.41 | 1 |
| Perfluorodecanesulfonic Acid (PFDS) | ND | | ng/l | 5.53 | 1.27 | 1 |
| Perfluorooctanesulfonamide (PFOSA) | ND | | ng/l | 5.53 | 1.49 | 1 |
| N-Ethyl Perfluorooctanesulfonamidoacetic Acid (NEtFOSAA) | ND | | ng/l | 5.53 | 2.99 | 1 |
| Perfluorododecanoic Acid (PFDoA) | ND | | ng/l | 5.53 | 2.54 | 1 |
| Perfluorotridecanoic Acid (PFTrDA) | ND | | ng/l | 5.53 | 2.07 | 1 |
| Perfluorotetradecanoic Acid (PFTeDA) | ND | | ng/l | 5.53 | 1.47 | 1 |
| PFOA/PFOS, Total | 80.2 | | ng/l | 5.53 | 2.41 | 1 |

**Project Name:** NORTH MAIN STREET SITE **Lab Number:** L2305237

**Project Number:** 12814:3 **Report Date:** 02/24/23

## SAMPLE RESULTS

Lab ID: L2305237-02 R Date Collected: 01/31/23 10:00

Client ID: TWP-206 Date Received: 01/31/23

Sample Location: 128 NORTH MAIN ST. PORT CHESTER NY Field Prep: Not Specified

Sample Depth:

| Parameter | Result | Qualifier | Units | RL | MDL | Dilution Factor |
|---|---|---|---|---|---|---|

Perfluorinated Alkyl Acids by EPA 1633 - Mansfield Lab

| Surrogate | % Recovery | Qualifier | Acceptance Criteria |
|---|---|---|---|
| Perfluoro-n-[13C4]Butanoic Acid (13C4-PFBA) | 103 | | 20-150 |
| Perfluoro-n-[13C5]Pentanoic Acid (13C5-PFPeA) | 95 | | 20-150 |
| Perfluoro-1-[2,3,4-13C3]Butanesulfonic Acid (13C3-PFBS) | 94 | | 20-150 |
| Perfluoro-n-[1,2,3,4,6-13C5]Hexanoic Acid (13C5-PFHxA) | 97 | | 20-150 |
| Perfluoro-n-[1,2,3,4-13C4]Heptanoic Acid (13C4-PFHpA) | 96 | | 20-150 |
| Perfluoro-1-[1,2,3-13C3]Hexanesulfonic Acid (13C3-PFHxS) | 94 | | 20-150 |
| Perfluoro-n-[13C8]Octanoic Acid (13C8-PFOA) | 119 | | 20-150 |
| 1H,1H,2H,2H-Perfluoro-1-[1,2-13C2]Octanesulfonic Acid (13C2-6:2FTS) | 102 | | 20-150 |
| Perfluoro-n-[13C9]Nonanoic Acid (13C9-PFNA) | 96 | | 20-150 |
| Perfluoro-1-[13C8]Octanesulfonic Acid (13C8-PFOS) | 107 | | 20-150 |
| Perfluoro-n-[1,2,3,4,5,6-13C6]Decanoic Acid (13C6-PFDA) | 85 | | 20-150 |
| 1H,1H,2H,2H-Perfluoro-1-[1,2-13C2]Decanesulfonic Acid (13C2-8:2FTS) | 138 | | 20-150 |
| N-Methyl-d3-perfluoro-1-octanesulfonamidoacetic Acid (D3-NMeFOSAA) | 66 | | 20-150 |
| Perfluoro-n-[1,2,3,4,5,6,7-13C7]Undecanoic Acid (13C7-PFUnA) | 67 | | 20-150 |
| Perfluoro-1-[13C8]Octanesulfonamide (13C8-PFOSA) | 61 | | 20-150 |
| N-Ethyl-d5-perfluoro-1-octanesulfonamidoacetic Acid (D5-NEtFOSAA) | 83 | | 20-150 |
| Perfluoro-n-[1,2-13C2]Dodecanoic Acid (13C2-PFDoA) | 56 | | 20-150 |
| Perfluoro-n-[1,2-13C2]Tetradecanoic Acid (13C2-PFTeDA) | 51 | | 20-150 |

**Project Name:** NORTH MAIN STREET SITE
**Lab Number:** L2305237
**Project Number:** 12814:3
**Report Date:** 02/24/23

## SAMPLE RESULTS

Lab ID: L2305237-02 D
Client ID: TWP-206
Sample Location: 128 NORTH MAIN ST. PORT CHESTER NY

Date Collected: 01/31/23 10:00
Date Received: 01/31/23
Field Prep: Not Specified

Sample Depth:
Matrix: Water
Analytical Method: 1,8270E-SIM
Analytical Date: 02/06/23 14:22
Analyst: TPR

Extraction Method: EPA 3510C
Extraction Date: 02/01/23 13:00

| Parameter | Result | Qualifier | Units | RL | MDL | Dilution Factor |
|---|---|---|---|---|---|---|
| 1,4 Dioxane by 8270E-SIM - Mansfield Lab | | | | | | |
| 1,4-Dioxane | ND | | ng/l | 1440 | 326. | 10 |

| Surrogate | % Recovery | Qualifier | Acceptance Criteria |
|---|---|---|---|
| 1,4-Dioxane-d8 | 50 | | 15-110 |

**Project Name:** NORTH MAIN STREET SITE
**Project Number:** 12814:3
**Lab Number:** L2305237
**Report Date:** 02/24/23

# Method Blank Analysis
## Batch Quality Control

Analytical Method: 1,8270E
Analytical Date: 02/02/23 00:20
Analyst: CMM

Extraction Method: EPA 3510C
Extraction Date: 02/01/23 00:18

| Parameter | Result | Qualifier | Units | RL | MDL |
|---|---|---|---|---|---|
| Semivolatile Organics by GC/MS - Westborough Lab for sample(s): 02 Batch: WG1739391-1 | | | | | |
| Acenaphthene | ND | | ug/l | 2.0 | 0.44 |
| 1,2,4-Trichlorobenzene | ND | | ug/l | 5.0 | 0.50 |
| Hexachlorobenzene | ND | | ug/l | 2.0 | 0.46 |
| Bis(2-chloroethyl)ether | ND | | ug/l | 2.0 | 0.50 |
| 2-Chloronaphthalene | ND | | ug/l | 2.0 | 0.44 |
| 1,2-Dichlorobenzene | ND | | ug/l | 2.0 | 0.45 |
| 1,3-Dichlorobenzene | ND | | ug/l | 2.0 | 0.40 |
| 1,4-Dichlorobenzene | ND | | ug/l | 2.0 | 0.43 |
| 3,3'-Dichlorobenzidine | ND | | ug/l | 5.0 | 1.6 |
| 2,4-Dinitrotoluene | ND | | ug/l | 5.0 | 1.2 |
| 2,6-Dinitrotoluene | ND | | ug/l | 5.0 | 0.93 |
| Fluoranthene | ND | | ug/l | 2.0 | 0.26 |
| 4-Chlorophenyl phenyl ether | ND | | ug/l | 2.0 | 0.49 |
| 4-Bromophenyl phenyl ether | ND | | ug/l | 2.0 | 0.38 |
| Bis(2-chloroisopropyl)ether | ND | | ug/l | 2.0 | 0.53 |
| Bis(2-chloroethoxy)methane | ND | | ug/l | 5.0 | 0.50 |
| Hexachlorobutadiene | ND | | ug/l | 2.0 | 0.66 |
| Hexachlorocyclopentadiene | ND | | ug/l | 20 | 0.69 |
| Hexachloroethane | ND | | ug/l | 2.0 | 0.58 |
| Isophorone | ND | | ug/l | 5.0 | 1.2 |
| Naphthalene | ND | | ug/l | 2.0 | 0.46 |
| Nitrobenzene | ND | | ug/l | 2.0 | 0.77 |
| NDPA/DPA | ND | | ug/l | 2.0 | 0.42 |
| n-Nitrosodi-n-propylamine | ND | | ug/l | 5.0 | 0.64 |
| Bis(2-ethylhexyl)phthalate | ND | | ug/l | 3.0 | 1.5 |
| Butyl benzyl phthalate | ND | | ug/l | 5.0 | 1.2 |
| Di-n-butylphthalate | ND | | ug/l | 5.0 | 0.39 |
| Di-n-octylphthalate | ND | | ug/l | 5.0 | 1.3 |
| Diethyl phthalate | ND | | ug/l | 5.0 | 0.38 |

**Project Name:** NORTH MAIN STREET SITE
**Project Number:** 12814:3

**Lab Number:** L2305237
**Report Date:** 02/24/23

# Method Blank Analysis
## Batch Quality Control

Analytical Method: 1,8270E
Analytical Date: 02/02/23 00:20
Analyst: CMM

Extraction Method: EPA 3510C
Extraction Date: 02/01/23 00:18

| Parameter | Result | Qualifier | Units | RL | MDL |
|---|---|---|---|---|---|
| Semivolatile Organics by GC/MS - Westborough Lab for sample(s): 02 Batch: WG1739391-1 | | | | | |
| Dimethyl phthalate | ND | | ug/l | 5.0 | 1.8 |
| Benzo(a)anthracene | ND | | ug/l | 2.0 | 0.32 |
| Benzo(a)pyrene | ND | | ug/l | 2.0 | 0.41 |
| Benzo(b)fluoranthene | ND | | ug/l | 2.0 | 0.35 |
| Benzo(k)fluoranthene | ND | | ug/l | 2.0 | 0.37 |
| Chrysene | ND | | ug/l | 2.0 | 0.34 |
| Acenaphthylene | ND | | ug/l | 2.0 | 0.46 |
| Anthracene | ND | | ug/l | 2.0 | 0.33 |
| Benzo(ghi)perylene | ND | | ug/l | 2.0 | 0.30 |
| Fluorene | ND | | ug/l | 2.0 | 0.41 |
| Phenanthrene | ND | | ug/l | 2.0 | 0.33 |
| Dibenzo(a,h)anthracene | ND | | ug/l | 2.0 | 0.32 |
| Indeno(1,2,3-cd)pyrene | ND | | ug/l | 2.0 | 0.40 |
| Pyrene | ND | | ug/l | 2.0 | 0.28 |
| Biphenyl | ND | | ug/l | 2.0 | 0.46 |
| 4-Chloroaniline | ND | | ug/l | 5.0 | 1.1 |
| 2-Nitroaniline | ND | | ug/l | 5.0 | 0.50 |
| 3-Nitroaniline | ND | | ug/l | 5.0 | 0.81 |
| 4-Nitroaniline | ND | | ug/l | 5.0 | 0.80 |
| Dibenzofuran | ND | | ug/l | 2.0 | 0.50 |
| 2-Methylnaphthalene | ND | | ug/l | 2.0 | 0.45 |
| 1,2,4,5-Tetrachlorobenzene | ND | | ug/l | 10 | 0.44 |
| Acetophenone | ND | | ug/l | 5.0 | 0.53 |
| 2,4,6-Trichlorophenol | ND | | ug/l | 5.0 | 0.61 |
| p-Chloro-m-cresol | ND | | ug/l | 2.0 | 0.35 |
| 2-Chlorophenol | ND | | ug/l | 2.0 | 0.48 |
| 2,4-Dichlorophenol | ND | | ug/l | 5.0 | 0.41 |
| 2,4-Dimethylphenol | ND | | ug/l | 5.0 | 1.8 |
| 2-Nitrophenol | ND | | ug/l | 10 | 0.85 |

**Project Name:** NORTH MAIN STREET SITE
**Project Number:** 12814:3
**Lab Number:** L2305237
**Report Date:** 02/24/23

# Method Blank Analysis
## Batch Quality Control

Analytical Method: 1,8270E
Analytical Date: 02/02/23 00:20
Analyst: CMM

Extraction Method: EPA 3510C
Extraction Date: 02/01/23 00:18

| Parameter | Result | Qualifier | Units | RL | MDL |
|---|---|---|---|---|---|
| Semivolatile Organics by GC/MS - Westborough Lab for sample(s): 02 Batch: WG1739391-1 | | | | | |
| 4-Nitrophenol | ND | | ug/l | 10 | 0.67 |
| 2,4-Dinitrophenol | ND | | ug/l | 20 | 6.6 |
| 4,6-Dinitro-o-cresol | ND | | ug/l | 10 | 1.8 |
| Pentachlorophenol | ND | | ug/l | 10 | 1.8 |
| Phenol | ND | | ug/l | 5.0 | 0.57 |
| 2-Methylphenol | ND | | ug/l | 5.0 | 0.49 |
| 3-Methylphenol/4-Methylphenol | ND | | ug/l | 5.0 | 0.48 |
| 2,4,5-Trichlorophenol | ND | | ug/l | 5.0 | 0.77 |
| Benzoic Acid | ND | | ug/l | 50 | 2.6 |
| Benzyl Alcohol | ND | | ug/l | 2.0 | 0.59 |
| Carbazole | ND | | ug/l | 2.0 | 0.49 |

| Tentatively Identified Compounds | | | |
|---|---|---|---|
| Total TIC Compounds | 25.0 | J | ug/l |
| Unknown Organic Acid | 6.84 | J | ug/l |
| Unknown Alkane | 1.53 | J | ug/l |
| Unknown Organic Acid | 13.5 | J | ug/l |
| Unknown Organic Acid | 1.60 | J | ug/l |
| Unknown | 1.53 | J | ug/l |

**Project Name:** NORTH MAIN STREET SITE
**Project Number:** 12814:3

**Lab Number:** L2305237
**Report Date:** 02/24/23

# Method Blank Analysis
## Batch Quality Control

Analytical Method: 1,8270E
Analytical Date: 02/02/23 00:20
Analyst: CMM

Extraction Method: EPA 3510C
Extraction Date: 02/01/23 00:18

| Parameter | Result | Qualifier | Units | RL | MDL |
|---|---|---|---|---|---|
| Semivolatile Organics by GC/MS - Westborough Lab for sample(s): 02 Batch: WG1739391-1 | | | | | |

| Surrogate | %Recovery | Qualifier | Acceptance Criteria |
|---|---|---|---|
| 2-Fluorophenol | 52 | | 21-120 |
| Phenol-d6 | 46 | | 10-120 |
| Nitrobenzene-d5 | 72 | | 23-120 |
| 2-Fluorobiphenyl | 59 | | 15-120 |
| 2,4,6-Tribromophenol | 49 | | 10-120 |
| 4-Terphenyl-d14 | 64 | | 41-149 |

**Project Name:** NORTH MAIN STREET SITE
**Project Number:** 12814:3
**Lab Number:** L2305237
**Report Date:** 02/24/23

# Method Blank Analysis
## Batch Quality Control

Analytical Method: 1,8270E-SIM
Analytical Date: 02/01/23 14:33
Analyst: DV

Extraction Method: EPA 3510C
Extraction Date: 02/01/23 00:21

| Parameter | Result | Qualifier | Units | RL | MDL |
|---|---|---|---|---|---|
| Semivolatile Organics by GC/MS-SIM - Westborough Lab for sample(s): 02 Batch: WG1739392-1 | | | | | |
| Acenaphthene | ND | | ug/l | 0.10 | 0.01 |
| 2-Chloronaphthalene | ND | | ug/l | 0.20 | 0.02 |
| Fluoranthene | ND | | ug/l | 0.10 | 0.02 |
| Hexachlorobutadiene | ND | | ug/l | 0.50 | 0.05 |
| Naphthalene | ND | | ug/l | 0.10 | 0.05 |
| Benzo(a)anthracene | ND | | ug/l | 0.10 | 0.02 |
| Benzo(a)pyrene | ND | | ug/l | 0.10 | 0.02 |
| Benzo(b)fluoranthene | ND | | ug/l | 0.10 | 0.01 |
| Benzo(k)fluoranthene | ND | | ug/l | 0.10 | 0.01 |
| Chrysene | ND | | ug/l | 0.10 | 0.01 |
| Acenaphthylene | ND | | ug/l | 0.10 | 0.01 |
| Anthracene | ND | | ug/l | 0.10 | 0.01 |
| Benzo(ghi)perylene | ND | | ug/l | 0.10 | 0.01 |
| Fluorene | ND | | ug/l | 0.10 | 0.01 |
| Phenanthrene | ND | | ug/l | 0.10 | 0.02 |
| Dibenzo(a,h)anthracene | ND | | ug/l | 0.10 | 0.01 |
| Indeno(1,2,3-cd)pyrene | ND | | ug/l | 0.10 | 0.01 |
| Pyrene | ND | | ug/l | 0.10 | 0.02 |
| 2-Methylnaphthalene | ND | | ug/l | 0.10 | 0.02 |
| Pentachlorophenol | ND | | ug/l | 0.80 | 0.01 |
| Hexachlorobenzene | ND | | ug/l | 0.80 | 0.01 |
| Hexachloroethane | ND | | ug/l | 0.80 | 0.06 |

**Project Name:** NORTH MAIN STREET SITE
**Project Number:** 12814:3

**Lab Number:** L2305237
**Report Date:** 02/24/23

# Method Blank Analysis
## Batch Quality Control

Analytical Method: 1,8270E-SIM
Analytical Date: 02/01/23 14:33
Analyst: DV

Extraction Method: EPA 3510C
Extraction Date: 02/01/23 00:21

| Parameter | Result | Qualifier | Units | RL | MDL |
|---|---|---|---|---|---|
| Semivolatile Organics by GC/MS-SIM - Westborough Lab for sample(s): 02 Batch: WG1739392-1 | | | | | |

| Surrogate | %Recovery | Qualifier | Acceptance Criteria |
|---|---|---|---|
| 2-Fluorophenol | 62 | | 21-120 |
| Phenol-d6 | 54 | | 10-120 |
| Nitrobenzene-d5 | 109 | | 23-120 |
| 2-Fluorobiphenyl | 72 | | 15-120 |
| 2,4,6-Tribromophenol | **123** | Q | 10-120 |
| 4-Terphenyl-d14 | 80 | | 41-149 |

**Project Name:** NORTH MAIN STREET SITE
**Project Number:** 12814:3

**Lab Number:** L2305237
**Report Date:** 02/24/23

# Method Blank Analysis
## Batch Quality Control

Analytical Method: 1,8270E-SIM
Analytical Date: 02/02/23 15:22
Analyst: TPR

Extraction Method: EPA 3510C
Extraction Date: 02/01/23 13:00

| Parameter | Result | Qualifier | Units | RL | MDL |
|---|---|---|---|---|---|
| 1,4 Dioxane by 8270E-SIM - Mansfield Lab for sample(s): 02 Batch: WG1739676-1 | | | | | |
| 1,4-Dioxane | ND | | ng/l | 150 | 33.9 |

| Surrogate | %Recovery | Qualifier | Acceptance Criteria |
|---|---|---|---|
| 1,4-Dioxane-d8 | 61 | | 15-110 |

**Project Name:** NORTH MAIN STREET SITE
**Project Number:** 12814:3
**Lab Number:** L2305237
**Report Date:** 02/24/23

# Method Blank Analysis
## Batch Quality Control

Analytical Method: 1,8270E
Analytical Date: 02/04/23 07:57
Analyst: CMM

Extraction Method: EPA 3546
Extraction Date: 02/03/23 16:38

| Parameter | Result | Qualifier | Units | RL | MDL |
|---|---|---|---|---|---|
| Semivolatile Organics by GC/MS - Westborough Lab for sample(s): 01 Batch: WG1740748-1 | | | | | |
| Acenaphthene | ND | | ug/kg | 130 | 17. |
| 1,2,4-Trichlorobenzene | ND | | ug/kg | 160 | 19. |
| Hexachlorobenzene | ND | | ug/kg | 98 | 18. |
| Bis(2-chloroethyl)ether | ND | | ug/kg | 150 | 22. |
| 2-Chloronaphthalene | ND | | ug/kg | 160 | 16. |
| 1,2-Dichlorobenzene | ND | | ug/kg | 160 | 29. |
| 1,3-Dichlorobenzene | ND | | ug/kg | 160 | 28. |
| 1,4-Dichlorobenzene | ND | | ug/kg | 160 | 29. |
| 3,3'-Dichlorobenzidine | ND | | ug/kg | 160 | 44. |
| 2,4-Dinitrotoluene | ND | | ug/kg | 160 | 33. |
| 2,6-Dinitrotoluene | ND | | ug/kg | 160 | 28. |
| Fluoranthene | ND | | ug/kg | 98 | 19. |
| 4-Chlorophenyl phenyl ether | ND | | ug/kg | 160 | 18. |
| 4-Bromophenyl phenyl ether | ND | | ug/kg | 160 | 25. |
| Bis(2-chloroisopropyl)ether | ND | | ug/kg | 200 | 28. |
| Bis(2-chloroethoxy)methane | ND | | ug/kg | 180 | 16. |
| Hexachlorobutadiene | ND | | ug/kg | 160 | 24. |
| Hexachlorocyclopentadiene | ND | | ug/kg | 470 | 150 |
| Hexachloroethane | ND | | ug/kg | 130 | 26. |
| Isophorone | ND | | ug/kg | 150 | 21. |
| Naphthalene | ND | | ug/kg | 160 | 20. |
| Nitrobenzene | ND | | ug/kg | 150 | 24. |
| NDPA/DPA | ND | | ug/kg | 130 | 19. |
| n-Nitrosodi-n-propylamine | ND | | ug/kg | 160 | 25. |
| Bis(2-ethylhexyl)phthalate | ND | | ug/kg | 160 | 57. |
| Butyl benzyl phthalate | ND | | ug/kg | 160 | 41. |
| Di-n-butylphthalate | ND | | ug/kg | 160 | 31. |
| Di-n-octylphthalate | ND | | ug/kg | 160 | 56. |
| Diethyl phthalate | ND | | ug/kg | 160 | 15. |

**Project Name:** NORTH MAIN STREET SITE
**Project Number:** 12814:3
**Lab Number:** L2305237
**Report Date:** 02/24/23

# Method Blank Analysis
## Batch Quality Control

Analytical Method: 1,8270E
Analytical Date: 02/04/23 07:57
Analyst: CMM

Extraction Method: EPA 3546
Extraction Date: 02/03/23 16:38

| Parameter | Result | Qualifier | Units | RL | MDL |
|---|---|---|---|---|---|
| Semivolatile Organics by GC/MS - Westborough Lab for sample(s): 01 Batch: WG1740748-1 | | | | | |
| Dimethyl phthalate | ND | | ug/kg | 160 | 34. |
| Benzo(a)anthracene | ND | | ug/kg | 98 | 18. |
| Benzo(a)pyrene | ND | | ug/kg | 130 | 40. |
| Benzo(b)fluoranthene | ND | | ug/kg | 98 | 28. |
| Benzo(k)fluoranthene | ND | | ug/kg | 98 | 26. |
| Chrysene | ND | | ug/kg | 98 | 17. |
| Acenaphthylene | ND | | ug/kg | 130 | 25. |
| Anthracene | ND | | ug/kg | 98 | 32. |
| Benzo(ghi)perylene | ND | | ug/kg | 130 | 19. |
| Fluorene | ND | | ug/kg | 160 | 16. |
| Phenanthrene | ND | | ug/kg | 98 | 20. |
| Dibenzo(a,h)anthracene | ND | | ug/kg | 98 | 19. |
| Indeno(1,2,3-cd)pyrene | ND | | ug/kg | 130 | 23. |
| Pyrene | ND | | ug/kg | 98 | 16. |
| Biphenyl | ND | | ug/kg | 370 | 21. |
| 4-Chloroaniline | ND | | ug/kg | 160 | 30. |
| 2-Nitroaniline | ND | | ug/kg | 160 | 32. |
| 3-Nitroaniline | ND | | ug/kg | 160 | 31. |
| 4-Nitroaniline | ND | | ug/kg | 160 | 68. |
| Dibenzofuran | ND | | ug/kg | 160 | 16. |
| 2-Methylnaphthalene | ND | | ug/kg | 200 | 20. |
| 1,2,4,5-Tetrachlorobenzene | ND | | ug/kg | 160 | 17. |
| Acetophenone | ND | | ug/kg | 160 | 20. |
| 2,4,6-Trichlorophenol | ND | | ug/kg | 98 | 31. |
| p-Chloro-m-cresol | ND | | ug/kg | 160 | 24. |
| 2-Chlorophenol | ND | | ug/kg | 160 | 19. |
| 2,4-Dichlorophenol | ND | | ug/kg | 150 | 26. |
| 2,4-Dimethylphenol | ND | | ug/kg | 160 | 54. |
| 2-Nitrophenol | ND | | ug/kg | 350 | 62. |

**Project Name:** NORTH MAIN STREET SITE
**Project Number:** 12814:3

**Lab Number:** L2305237
**Report Date:** 02/24/23

# Method Blank Analysis
## Batch Quality Control

Analytical Method: 1,8270E
Analytical Date: 02/04/23 07:57
Analyst: CMM

Extraction Method: EPA 3546
Extraction Date: 02/03/23 16:38

| Parameter | Result | Qualifier | Units | RL | MDL |
|---|---|---|---|---|---|
| Semivolatile Organics by GC/MS - Westborough Lab for sample(s): 01 Batch: WG1740748-1 | | | | | |
| 4-Nitrophenol | ND | | ug/kg | 230 | 67. |
| 2,4-Dinitrophenol | ND | | ug/kg | 790 | 76. |
| 4,6-Dinitro-o-cresol | ND | | ug/kg | 430 | 79. |
| Pentachlorophenol | ND | | ug/kg | 130 | 36. |
| Phenol | ND | | ug/kg | 160 | 25. |
| 2-Methylphenol | ND | | ug/kg | 160 | 25. |
| 3-Methylphenol/4-Methylphenol | ND | | ug/kg | 240 | 26. |
| 2,4,5-Trichlorophenol | ND | | ug/kg | 160 | 31. |
| Benzoic Acid | ND | | ug/kg | 530 | 160 |
| Benzyl Alcohol | ND | | ug/kg | 160 | 50. |
| Carbazole | ND | | ug/kg | 160 | 16. |
| 1,4-Dioxane | ND | | ug/kg | 24 | 7.5 |

Tentatively Identified Compounds

| | | | |
|---|---|---|---|
| Total TIC Compounds | 1300 | J | ug/kg |
| Unknown | 287 | J | ug/kg |
| Unknown | 150 | J | ug/kg |
| Unknown | 226 | J | ug/kg |
| Unknown | 285 | J | ug/kg |
| Unknown | 219 | J | ug/kg |
| Unknown | 135 | J | ug/kg |

**Project Name:** NORTH MAIN STREET SITE
**Project Number:** 12814:3

**Lab Number:** L2305237
**Report Date:** 02/24/23

# Method Blank Analysis
## Batch Quality Control

Analytical Method: 1,8270E
Analytical Date: 02/04/23 07:57
Analyst: CMM

Extraction Method: EPA 3546
Extraction Date: 02/03/23 16:38

| Parameter | Result | Qualifier | Units | RL | MDL |
|---|---|---|---|---|---|
| Semivolatile Organics by GC/MS - Westborough Lab for sample(s): 01 Batch: WG1740748-1 | | | | | |

| Surrogate | %Recovery | Qualifier | Acceptance Criteria |
|---|---|---|---|
| 2-Fluorophenol | 77 | | 25-120 |
| Phenol-d6 | 77 | | 10-120 |
| Nitrobenzene-d5 | 76 | | 23-120 |
| 2-Fluorobiphenyl | 69 | | 30-120 |
| 2,4,6-Tribromophenol | 68 | | 10-136 |
| 4-Terphenyl-d14 | 74 | | 18-120 |

**Project Name:** NORTH MAIN STREET SITE
**Project Number:** 12814:3
**Lab Number:** L2305237
**Report Date:** 02/24/23

# Method Blank Analysis
## Batch Quality Control

Analytical Method: 144,1633
Analytical Date: 02/20/23 14:10
Analyst: LMV

Extraction Method: EPA 1633
Extraction Date: 02/17/23 10:15

| Parameter | Result | Qualifier | Units | RL | MDL |
|---|---|---|---|---|---|
| Perfluorinated Alkyl Acids by EPA 1633 - Mansfield Lab for sample(s): 02 Batch: WG1745584-01 | | | | | |
| Perfluorobutanoic Acid (PFBA) | ND | | ng/l | 6.40 | 1.02 |
| Perfluoropentanoic Acid (PFPeA) | ND | | ng/l | 3.20 | 0.856 |
| Perfluorobutanesulfonic Acid (PFBS) | ND | | ng/l | 1.60 | 0.536 |
| Perfluorohexanoic Acid (PFHxA) | ND | | ng/l | 1.60 | 0.472 |
| Perfluoroheptanoic Acid (PFHpA) | ND | | ng/l | 1.60 | 0.320 |
| Perfluorohexanesulfonic Acid (PFHxS) | ND | | ng/l | 1.60 | 0.384 |
| Perfluorooctanoic Acid (PFOA) | ND | | ng/l | 1.60 | 0.696 |
| 1H,1H,2H,2H-Perfluorooctanesulfonic Acid (6:2FTS) | ND | | ng/l | 6.40 | 2.16 |
| Perfluoroheptanesulfonic Acid (PFHpS) | ND | | ng/l | 1.60 | 0.432 |
| Perfluorononanoic Acid (PFNA) | ND | | ng/l | 1.60 | 0.504 |
| Perfluorooctanesulfonic Acid (PFOS) | ND | | ng/l | 1.60 | 0.728 |
| Perfluorodecanoic Acid (PFDA) | ND | | ng/l | 1.60 | 0.648 |
| 1H,1H,2H,2H-Perfluorodecanesulfonic Acid (8:2FTS) | ND | | ng/l | 6.40 | 2.49 |
| N-Methyl Perfluorooctanesulfonamidoacetic Acid (NMeFOSAA) | ND | | ng/l | 1.60 | 0.872 |
| Perfluoroundecanoic Acid (PFUnA) | ND | | ng/l | 1.60 | 0.696 |
| Perfluorodecanesulfonic Acid (PFDS) | ND | | ng/l | 1.60 | 0.368 |
| Perfluorooctanesulfonamide (PFOSA) | ND | | ng/l | 1.60 | 0.432 |
| N-Ethyl Perfluorooctanesulfonamidoacetic Acid (NEtFOSAA) | ND | | ng/l | 1.60 | 0.864 |
| Perfluorododecanoic Acid (PFDoA) | ND | | ng/l | 1.60 | 0.736 |
| Perfluorotridecanoic Acid (PFTrDA) | ND | | ng/l | 1.60 | 0.600 |
| Perfluorotetradecanoic Acid (PFTeDA) | ND | | ng/l | 1.60 | 0.424 |
| PFOA/PFOS, Total | ND | | ng/l | 1.60 | 0.696 |

**Project Name:** NORTH MAIN STREET SITE
**Project Number:** 12814:3
**Lab Number:** L2305237
**Report Date:** 02/24/23

# Method Blank Analysis
## Batch Quality Control

Analytical Method: 144,1633
Analytical Date: 02/20/23 14:10
Analyst: LMV

Extraction Method: EPA 1633
Extraction Date: 02/17/23 10:15

| Parameter | Result | Qualifier | Units | RL | MDL |
|---|---|---|---|---|---|
| Perfluorinated Alkyl Acids by EPA 1633 - Mansfield Lab for sample(s): 02 Batch: WG1745584-01 | | | | | |

| Surrogate | %Recovery | Qualifier | Acceptance Criteria |
|---|---|---|---|
| Perfluoro-n-[13C4]Butanoic Acid (13C4-PFBA) | 92 | | 20-150 |
| Perfluoro-n-[13C5]Pentanoic Acid (13C5-PFPeA) | 85 | | 20-150 |
| Perfluoro-1-[2,3,4-13C3]Butanesulfonic Acid (13C3-PFBS) | 94 | | 20-150 |
| Perfluoro-n-[1,2,3,4,6-13C5]Hexanoic Acid (13C5-PFHxA) | 91 | | 20-150 |
| Perfluoro-n-[1,2,3,4-13C4]Heptanoic Acid (13C4-PFHpA) | 83 | | 20-150 |
| Perfluoro-1-[1,2,3-13C3]Hexanesulfonic Acid (13C3-PFHxS) | 90 | | 20-150 |
| Perfluoro-n-[13C8]Octanoic Acid (13C8-PFOA) | 78 | | 20-150 |
| 1H,1H,2H,2H-Perfluoro-1-[1,2-13C2]Octanesulfonic Acid (13C2-6:2FTS) | 90 | | 20-150 |
| Perfluoro-n-[13C9]Nonanoic Acid (13C9-PFNA) | 90 | | 20-150 |
| Perfluoro-1-[13C8]Octanesulfonic Acid (13C8-PFOS) | 87 | | 20-150 |
| Perfluoro-n-[1,2,3,4,5,6-13C6]Decanoic Acid (13C6-PFDA) | 102 | | 20-150 |
| 1H,1H,2H,2H-Perfluoro-1-[1,2-13C2]Decanesulfonic Acid (13C2-8:2FTS) | 79 | | 20-150 |
| N-Methyl-d3-perfluoro-1-octanesulfonamidoacetic Acid (D3-NMeFOSAA) | 139 | | 20-150 |
| Perfluoro-n-[1,2,3,4,5,6,7-13C7]Undecanoic Acid (13C7-PFUnA) | 110 | | 20-150 |
| Perfluoro-1-[13C8]Octanesulfonamide (13C8-PFOSA) | 64 | | 20-150 |
| N-Ethyl-d5-perfluoro-1-octanesulfonamidoacetic Acid (D5-NEtFOSAA) | 89 | | 20-150 |
| Perfluoro-n-[1,2-13C2]Dodecanoic Acid (13C2-PFDoA) | 96 | | 20-150 |
| Perfluoro-n-[1,2-13C2]Tetradecanoic Acid (13C2-PFTeDA) | 97 | | 20-150 |

# Lab Control Sample Analysis
## Batch Quality Control

**Project Name:** NORTH MAIN STREET SITE
**Project Number:** 12814:3
**Lab Number:** L2305237
**Report Date:** 02/24/23

| Parameter | LCS %Recovery | Qual | LCSD %Recovery | Qual | %Recovery Limits | RPD | Qual | RPD Limits |
|---|---|---|---|---|---|---|---|---|
| Semivolatile Organics by GC/MS - Westborough Lab Associated sample(s): 02 Batch: WG1739391-2 WG1739391-3 | | | | | | | | |
| Acenaphthene | 66 | | 58 | | 37-111 | 13 | | 30 |
| 1,2,4-Trichlorobenzene | 59 | | 53 | | 39-98 | 11 | | 30 |
| Hexachlorobenzene | 66 | | 58 | | 40-140 | 13 | | 30 |
| Bis(2-chloroethyl)ether | 64 | | 58 | | 40-140 | 10 | | 30 |
| 2-Chloronaphthalene | 60 | | 53 | | 40-140 | 12 | | 30 |
| 1,2-Dichlorobenzene | 62 | | 55 | | 40-140 | 12 | | 30 |
| 1,3-Dichlorobenzene | 63 | | 56 | | 40-140 | 12 | | 30 |
| 1,4-Dichlorobenzene | 62 | | 54 | | 36-97 | 14 | | 30 |
| 3,3'-Dichlorobenzidine | 54 | | **37** | Q | 40-140 | **37** | Q | 30 |
| 2,4-Dinitrotoluene | 90 | | 82 | | 48-143 | 9 | | 30 |
| 2,6-Dinitrotoluene | 82 | | 70 | | 40-140 | 16 | | 30 |
| Fluoranthene | 61 | | 56 | | 40-140 | 9 | | 30 |
| 4-Chlorophenyl phenyl ether | 63 | | 56 | | 40-140 | 12 | | 30 |
| 4-Bromophenyl phenyl ether | 65 | | 60 | | 40-140 | 8 | | 30 |
| Bis(2-chloroisopropyl)ether | 70 | | 65 | | 40-140 | 7 | | 30 |
| Bis(2-chloroethoxy)methane | 66 | | 63 | | 40-140 | 5 | | 30 |
| Hexachlorobutadiene | 54 | | 48 | | 40-140 | 12 | | 30 |
| Hexachlorocyclopentadiene | 54 | | 44 | | 40-140 | 20 | | 30 |
| Hexachloroethane | 65 | | 56 | | 40-140 | 15 | | 30 |
| Isophorone | 63 | | 58 | | 40-140 | 8 | | 30 |
| Naphthalene | 62 | | 56 | | 40-140 | 10 | | 30 |
| Nitrobenzene | 70 | | 65 | | 40-140 | 7 | | 30 |
| NDPA/DPA | 67 | | 58 | | 40-140 | 14 | | 30 |

# Lab Control Sample Analysis
## Batch Quality Control

**Project Name:** NORTH MAIN STREET SITE
**Project Number:** 12814:3
**Lab Number:** L2305237
**Report Date:** 02/24/23

| Parameter | LCS %Recovery | Qual | LCSD %Recovery | Qual | %Recovery Limits | RPD | Qual | RPD Limits |
|---|---|---|---|---|---|---|---|---|
| Semivolatile Organics by GC/MS - Westborough Lab Associated sample(s): 02 Batch: WG1739391-2 WG1739391-3 | | | | | | | | |
| n-Nitrosodi-n-propylamine | 64 | | 58 | | 29-132 | 10 | | 30 |
| Bis(2-ethylhexyl)phthalate | 106 | | 96 | | 40-140 | 10 | | 30 |
| Butyl benzyl phthalate | 81 | | 70 | | 40-140 | 15 | | 30 |
| Di-n-butylphthalate | 75 | | 72 | | 40-140 | 4 | | 30 |
| Di-n-octylphthalate | 94 | | 85 | | 40-140 | 10 | | 30 |
| Diethyl phthalate | 72 | | 67 | | 40-140 | 7 | | 30 |
| Dimethyl phthalate | 64 | | 60 | | 40-140 | 6 | | 30 |
| Benzo(a)anthracene | 72 | | 63 | | 40-140 | 13 | | 30 |
| Benzo(a)pyrene | 62 | | 56 | | 40-140 | 10 | | 30 |
| Benzo(b)fluoranthene | 72 | | 59 | | 40-140 | 20 | | 30 |
| Benzo(k)fluoranthene | 57 | | 56 | | 40-140 | 2 | | 30 |
| Chrysene | 68 | | 64 | | 40-140 | 6 | | 30 |
| Acenaphthylene | 64 | | 59 | | 45-123 | 8 | | 30 |
| Anthracene | 65 | | 58 | | 40-140 | 11 | | 30 |
| Benzo(ghi)perylene | 58 | | 55 | | 40-140 | 5 | | 30 |
| Fluorene | 68 | | 59 | | 40-140 | 14 | | 30 |
| Phenanthrene | 64 | | 61 | | 40-140 | 5 | | 30 |
| Dibenzo(a,h)anthracene | 61 | | 56 | | 40-140 | 9 | | 30 |
| Indeno(1,2,3-cd)pyrene | 59 | | 58 | | 40-140 | 2 | | 30 |
| Pyrene | 62 | | 55 | | 26-127 | 12 | | 30 |
| Biphenyl | 60 | | 54 | | 40-140 | 11 | | 30 |
| 4-Chloroaniline | 44 | | **21** | Q | 40-140 | **71** | Q | 30 |
| 2-Nitroaniline | 80 | | 74 | | 52-143 | 8 | | 30 |

# Lab Control Sample Analysis
## Batch Quality Control

**Project Name:** NORTH MAIN STREET SITE
**Project Number:** 12814:3
**Lab Number:** L2305237
**Report Date:** 02/24/23

| Parameter | LCS %Recovery | Qual | LCSD %Recovery | Qual | %Recovery Limits | RPD | Qual | RPD Limits |
|---|---|---|---|---|---|---|---|---|
| Semivolatile Organics by GC/MS - Westborough Lab Associated sample(s): 02 Batch: WG1739391-2 WG1739391-3 | | | | | | | | |
| 3-Nitroaniline | 72 | | 61 | | 25-145 | 17 | | 30 |
| 4-Nitroaniline | 80 | | 66 | | 51-143 | 19 | | 30 |
| Dibenzofuran | 66 | | 60 | | 40-140 | 10 | | 30 |
| 2-Methylnaphthalene | 63 | | 54 | | 40-140 | 15 | | 30 |
| 1,2,4,5-Tetrachlorobenzene | 57 | | 51 | | 2-134 | 11 | | 30 |
| Acetophenone | 66 | | 59 | | 39-129 | 11 | | 30 |
| 2,4,6-Trichlorophenol | 60 | | 53 | | 30-130 | 12 | | 30 |
| p-Chloro-m-cresol | 62 | | 57 | | 23-97 | 8 | | 30 |
| 2-Chlorophenol | 67 | | 59 | | 27-123 | 13 | | 30 |
| 2,4-Dichlorophenol | 65 | | 57 | | 30-130 | 13 | | 30 |
| 2,4-Dimethylphenol | 37 | | **20** | Q | 30-130 | **60** | Q | 30 |
| 2-Nitrophenol | 86 | | 74 | | 30-130 | 15 | | 30 |
| 4-Nitrophenol | **81** | Q | 75 | | 10-80 | 8 | | 30 |
| 2,4-Dinitrophenol | 91 | | 95 | | 20-130 | 4 | | 30 |
| 4,6-Dinitro-o-cresol | 98 | | 96 | | 20-164 | 2 | | 30 |
| Pentachlorophenol | 65 | | 65 | | 9-103 | 0 | | 30 |
| Phenol | 53 | | 48 | | 12-110 | 10 | | 30 |
| 2-Methylphenol | 59 | | 50 | | 30-130 | 17 | | 30 |
| 3-Methylphenol/4-Methylphenol | 64 | | 55 | | 30-130 | 15 | | 30 |
| 2,4,5-Trichlorophenol | 64 | | 56 | | 30-130 | 13 | | 30 |
| Benzoic Acid | 51 | | 69 | | 10-164 | 30 | | 30 |
| Benzyl Alcohol | 64 | | 56 | | 26-116 | 13 | | 30 |
| Carbazole | 66 | | 60 | | 55-144 | 10 | | 30 |

# Lab Control Sample Analysis

## Batch Quality Control

**Project Name:** NORTH MAIN STREET SITE

**Project Number:** 12814:3

**Lab Number:** L2305237

**Report Date:** 02/24/23

| Parameter | LCS %Recovery | Qual | LCSD %Recovery | Qual | %Recovery Limits | RPD | Qual | RPD Limits |
|---|---|---|---|---|---|---|---|---|
| Semivolatile Organics by GC/MS - Westborough Lab Associated sample(s): 02 Batch: WG1739391-2 WG1739391-3 | | | | | | | | |

| Surrogate | LCS %Recovery | Qual | LCSD %Recovery | Qual | Acceptance Criteria |
|---|---|---|---|---|---|
| 2-Fluorophenol | 61 | | 54 | | 21-120 |
| Phenol-d6 | 58 | | 51 | | 10-120 |
| Nitrobenzene-d5 | 76 | | 69 | | 23-120 |
| 2-Fluorobiphenyl | 60 | | 54 | | 15-120 |
| 2,4,6-Tribromophenol | 72 | | 62 | | 10-120 |
| 4-Terphenyl-d14 | 60 | | 55 | | 41-149 |

# Lab Control Sample Analysis
## Batch Quality Control

**Project Name:** NORTH MAIN STREET SITE
**Project Number:** 12814:3
**Lab Number:** L2305237
**Report Date:** 02/24/23

| Parameter | LCS %Recovery | Qual | LCSD %Recovery | Qual | %Recovery Limits | RPD | Qual | RPD Limits |
|---|---|---|---|---|---|---|---|---|
| Semivolatile Organics by GC/MS-SIM - Westborough Lab Associated sample(s): 02 Batch: WG1739392-2 WG1739392-3 | | | | | | | | |
| Acenaphthene | 77 | | 79 | | 40-140 | 3 | | 40 |
| 2-Chloronaphthalene | 75 | | 76 | | 40-140 | 1 | | 40 |
| Fluoranthene | 78 | | 84 | | 40-140 | 7 | | 40 |
| Hexachlorobutadiene | 74 | | 77 | | 40-140 | 4 | | 40 |
| Naphthalene | 71 | | 75 | | 40-140 | 5 | | 40 |
| Benzo(a)anthracene | 84 | | 89 | | 40-140 | 6 | | 40 |
| Benzo(a)pyrene | 83 | | 90 | | 40-140 | 8 | | 40 |
| Benzo(b)fluoranthene | 79 | | 95 | | 40-140 | 18 | | 40 |
| Benzo(k)fluoranthene | 88 | | 86 | | 40-140 | 2 | | 40 |
| Chrysene | 83 | | 90 | | 40-140 | 8 | | 40 |
| Acenaphthylene | 80 | | 80 | | 40-140 | 0 | | 40 |
| Anthracene | 81 | | 87 | | 40-140 | 7 | | 40 |
| Benzo(ghi)perylene | 88 | | 92 | | 40-140 | 4 | | 40 |
| Fluorene | 80 | | 84 | | 40-140 | 5 | | 40 |
| Phenanthrene | 78 | | 85 | | 40-140 | 9 | | 40 |
| Dibenzo(a,h)anthracene | 89 | | 96 | | 40-140 | 8 | | 40 |
| Indeno(1,2,3-cd)pyrene | 96 | | 99 | | 40-140 | 3 | | 40 |
| Pyrene | 78 | | 83 | | 40-140 | 6 | | 40 |
| 2-Methylnaphthalene | 73 | | 76 | | 40-140 | 4 | | 40 |
| Pentachlorophenol | 140 | | 132 | | 40-140 | 6 | | 40 |
| Hexachlorobenzene | 92 | | 127 | | 40-140 | 32 | | 40 |
| Hexachloroethane | 79 | | 82 | | 40-140 | 4 | | 40 |

# Lab Control Sample Analysis
## Batch Quality Control

**Project Name:** NORTH MAIN STREET SITE
**Project Number:** 12814:3
**Lab Number:** L2305237
**Report Date:** 02/24/23

| Parameter | LCS %Recovery | Qual | LCSD %Recovery | Qual | %Recovery Limits | RPD | Qual | RPD Limits |
|---|---|---|---|---|---|---|---|---|

Semivolatile Organics by GC/MS-SIM - Westborough Lab Associated sample(s): 02 Batch: WG1739392-2 WG1739392-3

| Surrogate | LCS %Recovery | Qual | LCSD %Recovery | Qual | Acceptance Criteria |
|---|---|---|---|---|---|
| 2-Fluorophenol | 68 | | 71 | | 21-120 |
| Phenol-d6 | 62 | | 64 | | 10-120 |
| Nitrobenzene-d5 | 120 | | **121** | Q | 23-120 |
| 2-Fluorobiphenyl | 77 | | 77 | | 15-120 |
| 2,4,6-Tribromophenol | **127** | Q | **125** | Q | 10-120 |
| 4-Terphenyl-d14 | 81 | | 83 | | 41-149 |

# Lab Control Sample Analysis

## Batch Quality Control

**Project Name:** NORTH MAIN STREET SITE

**Project Number:** 12814:3

**Lab Number:** L2305237

**Report Date:** 02/24/23

| Parameter | LCS %Recovery | Qual | LCSD %Recovery | Qual | %Recovery Limits | RPD | Qual | RPD Limits |
|---|---|---|---|---|---|---|---|---|
| 1,4 Dioxane by 8270E-SIM - Mansfield Lab Associated sample(s): 02 Batch: WG1739676-2 WG1739676-3 | | | | | | | | |
| 1,4-Dioxane | 114 | | 117 | | 40-140 | 3 | | 30 |

| Surrogate | LCS %Recovery | Qual | LCSD %Recovery | Qual | Acceptance Criteria |
|---|---|---|---|---|---|
| 1,4-Dioxane-d8 | 62 | | 67 | | 15-110 |

# Lab Control Sample Analysis
## Batch Quality Control

**Project Name:** NORTH MAIN STREET SITE
**Project Number:** 12814:3
**Lab Number:** L2305237
**Report Date:** 02/24/23

| Parameter | LCS %Recovery | Qual | LCSD %Recovery | Qual | %Recovery Limits | RPD | Qual | RPD Limits |
|---|---|---|---|---|---|---|---|---|
| Semivolatile Organics by GC/MS - Westborough Lab Associated sample(s): 01 Batch: WG1740748-2 WG1740748-3 | | | | | | | | |
| Acenaphthene | 57 | | 56 | | 31-137 | 2 | | 50 |
| 1,2,4-Trichlorobenzene | 56 | | 52 | | 38-107 | 7 | | 50 |
| Hexachlorobenzene | 53 | | 52 | | 40-140 | 2 | | 50 |
| Bis(2-chloroethyl)ether | 60 | | 54 | | 40-140 | 11 | | 50 |
| 2-Chloronaphthalene | 57 | | 54 | | 40-140 | 5 | | 50 |
| 1,2-Dichlorobenzene | 59 | | 53 | | 40-140 | 11 | | 50 |
| 1,3-Dichlorobenzene | 58 | | 54 | | 40-140 | 7 | | 50 |
| 1,4-Dichlorobenzene | 58 | | 52 | | 28-104 | 11 | | 50 |
| 3,3'-Dichlorobenzidine | 58 | | 52 | | 40-140 | 11 | | 50 |
| 2,4-Dinitrotoluene | 67 | | 65 | | 40-132 | 3 | | 50 |
| 2,6-Dinitrotoluene | 62 | | 58 | | 40-140 | 7 | | 50 |
| Fluoranthene | 58 | | 57 | | 40-140 | 2 | | 50 |
| 4-Chlorophenyl phenyl ether | 57 | | 56 | | 40-140 | 2 | | 50 |
| 4-Bromophenyl phenyl ether | 56 | | 55 | | 40-140 | 2 | | 50 |
| Bis(2-chloroisopropyl)ether | 64 | | 58 | | 40-140 | 10 | | 50 |
| Bis(2-chloroethoxy)methane | 61 | | 56 | | 40-117 | 9 | | 50 |
| Hexachlorobutadiene | 56 | | 51 | | 40-140 | 9 | | 50 |
| Hexachlorocyclopentadiene | 62 | | 57 | | 40-140 | 8 | | 50 |
| Hexachloroethane | 59 | | 52 | | 40-140 | 13 | | 50 |
| Isophorone | 59 | | 54 | | 40-140 | 9 | | 50 |
| Naphthalene | 60 | | 55 | | 40-140 | 9 | | 50 |
| Nitrobenzene | 64 | | 59 | | 40-140 | 8 | | 50 |
| NDPA/DPA | 60 | | 58 | | 36-157 | 3 | | 50 |

# Lab Control Sample Analysis
## Batch Quality Control

**Project Name:** NORTH MAIN STREET SITE
**Project Number:** 12814:3
**Lab Number:** L2305237
**Report Date:** 02/24/23

| Parameter | LCS %Recovery | Qual | LCSD %Recovery | Qual | %Recovery Limits | RPD | Qual | RPD Limits |
|---|---|---|---|---|---|---|---|---|
| Semivolatile Organics by GC/MS - Westborough Lab Associated sample(s): 01 Batch: WG1740748-2 WG1740748-3 | | | | | | | | |
| n-Nitrosodi-n-propylamine | 61 | | 56 | | 32-121 | 9 | | 50 |
| Bis(2-ethylhexyl)phthalate | 74 | | 70 | | 40-140 | 6 | | 50 |
| Butyl benzyl phthalate | 70 | | 67 | | 40-140 | 4 | | 50 |
| Di-n-butylphthalate | 65 | | 63 | | 40-140 | 3 | | 50 |
| Di-n-octylphthalate | 77 | | 74 | | 40-140 | 4 | | 50 |
| Diethyl phthalate | 60 | | 58 | | 40-140 | 3 | | 50 |
| Dimethyl phthalate | 58 | | 54 | | 40-140 | 7 | | 50 |
| Benzo(a)anthracene | 61 | | 60 | | 40-140 | 2 | | 50 |
| Benzo(a)pyrene | 64 | | 62 | | 40-140 | 3 | | 50 |
| Benzo(b)fluoranthene | 62 | | 62 | | 40-140 | 0 | | 50 |
| Benzo(k)fluoranthene | 62 | | 60 | | 40-140 | 3 | | 50 |
| Chrysene | 60 | | 58 | | 40-140 | 3 | | 50 |
| Acenaphthylene | 58 | | 55 | | 40-140 | 5 | | 50 |
| Anthracene | 60 | | 58 | | 40-140 | 3 | | 50 |
| Benzo(ghi)perylene | 61 | | 60 | | 40-140 | 2 | | 50 |
| Fluorene | 59 | | 57 | | 40-140 | 3 | | 50 |
| Phenanthrene | 59 | | 57 | | 40-140 | 3 | | 50 |
| Dibenzo(a,h)anthracene | 60 | | 59 | | 40-140 | 2 | | 50 |
| Indeno(1,2,3-cd)pyrene | 68 | | 66 | | 40-140 | 3 | | 50 |
| Pyrene | 58 | | 57 | | 35-142 | 2 | | 50 |
| Biphenyl | 59 | | 56 | | 37-127 | 5 | | 50 |
| 4-Chloroaniline | 58 | | 47 | | 40-140 | 21 | | 50 |
| 2-Nitroaniline | 67 | | 63 | | 47-134 | 6 | | 50 |

# Lab Control Sample Analysis
## Batch Quality Control

**Project Name:** NORTH MAIN STREET SITE
**Project Number:** 12814:3
**Lab Number:** L2305237
**Report Date:** 02/24/23

| Parameter | LCS %Recovery | Qual | LCSD %Recovery | Qual | %Recovery Limits | RPD | Qual | RPD Limits |
|---|---|---|---|---|---|---|---|---|
| Semivolatile Organics by GC/MS - Westborough Lab Associated sample(s): 01 Batch: WG1740748-2 WG1740748-3 | | | | | | | | |
| 3-Nitroaniline | 66 | | 55 | | 26-129 | 18 | | 50 |
| 4-Nitroaniline | 72 | | 70 | | 41-125 | 3 | | 50 |
| Dibenzofuran | 60 | | 58 | | 40-140 | 3 | | 50 |
| 2-Methylnaphthalene | 60 | | 56 | | 40-140 | 7 | | 50 |
| 1,2,4,5-Tetrachlorobenzene | 58 | | 53 | | 40-117 | 9 | | 50 |
| Acetophenone | 63 | | 58 | | 14-144 | 8 | | 50 |
| 2,4,6-Trichlorophenol | 60 | | 56 | | 30-130 | 7 | | 50 |
| p-Chloro-m-cresol | 63 | | 61 | | 26-103 | 3 | | 50 |
| 2-Chlorophenol | 64 | | 58 | | 25-102 | 10 | | 50 |
| 2,4-Dichlorophenol | 60 | | 56 | | 30-130 | 7 | | 50 |
| 2,4-Dimethylphenol | 62 | | 59 | | 30-130 | 5 | | 50 |
| 2-Nitrophenol | 67 | | 60 | | 30-130 | 11 | | 50 |
| 4-Nitrophenol | 72 | | 73 | | 11-114 | 1 | | 50 |
| 2,4-Dinitrophenol | 43 | | 44 | | 4-130 | 2 | | 50 |
| 4,6-Dinitro-o-cresol | 67 | | 65 | | 10-130 | 3 | | 50 |
| Pentachlorophenol | 49 | | 48 | | 17-109 | 2 | | 50 |
| Phenol | 64 | | 59 | | 26-90 | 8 | | 50 |
| 2-Methylphenol | 63 | | 59 | | 30-130. | 7 | | 50 |
| 3-Methylphenol/4-Methylphenol | 63 | | 58 | | 30-130 | 8 | | 50 |
| 2,4,5-Trichlorophenol | 61 | | 57 | | 30-130 | 7 | | 50 |
| Benzoic Acid | **0** | Q | **0** | Q | 10-110 | NC | | 50 |
| Benzyl Alcohol | 62 | | 58 | | 40-140 | 7 | | 50 |
| Carbazole | 61 | | 60 | | 54-128 | 2 | | 50 |

# Lab Control Sample Analysis
## Batch Quality Control

**Project Name:** NORTH MAIN STREET SITE
**Project Number:** 12814:3
**Lab Number:** L2305237
**Report Date:** 02/24/23

| Parameter | LCS %Recovery | Qual | LCSD %Recovery | Qual | %Recovery Limits | RPD | Qual | RPD Limits |
|---|---|---|---|---|---|---|---|---|
| Semivolatile Organics by GC/MS - Westborough Lab Associated sample(s): 01 Batch: WG1740748-2 WG1740748-3 | | | | | | | | |
| 1,4-Dioxane | 51 | | 47 | | 40-140 | 8 | | 50 |

| Surrogate | LCS %Recovery | Qual | LCSD %Recovery | Qual | Acceptance Criteria |
|---|---|---|---|---|---|
| 2-Fluorophenol | 70 | | 64 | | 25-120 |
| Phenol-d6 | 67 | | 62 | | 10-120 |
| Nitrobenzene-d5 | 68 | | 62 | | 23-120 |
| 2-Fluorobiphenyl | 59 | | 55 | | 30-120 |
| 2,4,6-Tribromophenol | 56 | | 56 | | 10-136 |
| 4-Terphenyl-d14 | 59 | | 58 | | 18-120 |

# Lab Control Sample Analysis
## Batch Quality Control

**Project Name:** NORTH MAIN STREET SITE
**Project Number:** 12814:3
**Lab Number:** L2305237
**Report Date:** 02/24/23

| Parameter | Low Level LCS %Recovery | Qual | Low Level LCSD %Recovery | Qual | %Recovery Limits | RPD | Qual | RPD Limits |
|---|---|---|---|---|---|---|---|---|
| Perfluorinated Alkyl Acids by EPA 1633 - Mansfield Lab Associated sample(s): 02 Batch: WG1745584-02 LOW LEVEL | | | | | | | | |
| Perfluorobutanoic Acid (PFBA) | 96 | | - | | 40-150 | - | | 30 |
| Perfluoropentanoic Acid (PFPeA) | 90 | | - | | 40-150 | - | | 30 |
| Perfluorobutanesulfonic Acid (PFBS) | 99 | | - | | 40-150 | - | | 30 |
| Perfluorohexanoic Acid (PFHxA) | 92 | | - | | 40-150 | - | | 30 |
| Perfluoroheptanoic Acid (PFHpA) | 82 | | - | | 40-150 | - | | 30 |
| Perfluorohexanesulfonic Acid (PFHxS) | 96 | | - | | 40-150 | - | | 30 |
| Perfluorooctanoic Acid (PFOA) | 105 | | - | | 40-150 | - | | 30 |
| 1H,1H,2H,2H-Perfluorooctanesulfonic Acid (6:2FTS) | 106 | | - | | 40-150 | - | | 30 |
| Perfluoroheptanesulfonic Acid (PFHpS) | 105 | | - | | 40-150 | - | | 30 |
| Perfluorononanoic Acid (PFNA) | 122 | | - | | 40-150 | - | | 30 |
| Perfluorooctanesulfonic Acid (PFOS) | 102 | | - | | 40-150 | - | | 30 |
| Perfluorodecanoic Acid (PFDA) | 112 | | - | | 40-150 | - | | 30 |
| 1H,1H,2H,2H-Perfluorodecanesulfonic Acid (8:2FTS) | 106 | | - | | 40-150 | - | | 30 |
| N-Methyl Perfluorooctanesulfonamidoacetic Acid (NMeFOSAA) | 95 | | - | | 40-150 | - | | 30 |
| Perfluoroundecanoic Acid (PFUnA) | 102 | | - | | 40-150 | - | | 30 |
| Perfluorodecanesulfonic Acid (PFDS) | 93 | | - | | 40-150 | - | | 30 |
| Perfluorooctanesulfonamide (PFOSA) | 88 | | - | | 40-150 | - | | 30 |
| N-Ethyl Perfluorooctanesulfonamidoacetic Acid (NEtFOSAA) | 125 | | - | | 40-150 | - | | 30 |
| Perfluorododecanoic Acid (PFDoA) | 72 | | - | | 40-150 | - | | 30 |
| Perfluorotridecanoic Acid (PFTrDA) | 92 | | - | | 40-150 | - | | 30 |
| Perfluorotetradecanoic Acid (PFTeDA) | 95 | | - | | 40-150 | - | | 30 |

# Lab Control Sample Analysis

## Batch Quality Control

**Project Name:** NORTH MAIN STREET SITE

**Project Number:** 12814:3

**Lab Number:** L2305237

**Report Date:** 02/24/23

| Parameter | Low Level LCS %Recovery | Qual | Low Level LCSD %Recovery | Qual | %Recovery Limits | RPD | Qual | RPD Limits |
|---|---|---|---|---|---|---|---|---|

Perfluorinated Alkyl Acids by EPA 1633 - Mansfield Lab Associated sample(s): 02 Batch: WG1745584-02 LOW LEVEL

| Surrogate | LCS %Recovery | Qual | LCSD %Recovery | Qual | Acceptance Criteria |
|---|---|---|---|---|---|
| Perfluoro-n-[13C4]Butanoic Acid (13C4-PFBA) | 94 | | | | 20-150 |
| Perfluoro-n-[13C5]Pentanoic Acid (13C5-PFPeA) | 93 | | | | 20-150 |
| Perfluoro-1-[2,3,4-13C3]Butanesulfonic Acid (13C3-PFBS) | 97 | | | | 20-150 |
| Perfluoro-n-[1,2,3,4,6-13C5]Hexanoic Acid (13C5-PFHxA) | 88 | | | | 20-150 |
| Perfluoro-n-[1,2,3,4-13C4]Heptanoic Acid (13C4-PFHpA) | 97 | | | | 20-150 |
| Perfluoro-1-[1,2,3-13C3]Hexanesulfonic Acid (13C3-PFHxS) | 90 | | | | 20-150 |
| Perfluoro-n-[13C8]Octanoic Acid (13C8-PFOA) | 84 | | | | 20-150 |
| 1H,1H,2H,2H-Perfluoro-1-[1,2-13C2]Octanesulfonic Acid (13C2-6:2FTS) | 94 | | | | 20-150 |
| Perfluoro-n-[13C9]Nonanoic Acid (13C9-PFNA) | 78 | | | | 20-150 |
| Perfluoro-1-[13C8]Octanesulfonic Acid (13C8-PFOS) | 84 | | | | 20-150 |
| Perfluoro-n-[1,2,3,4,5,6-13C6]Decanoic Acid (13C6-PFDA) | 77 | | | | 20-150 |
| 1H,1H,2H,2H-Perfluoro-1-[1,2-13C2]Decanesulfonic Acid (13C2-8:2FTS) | 73 | | | | 20-150 |
| N-Methyl-d3-perfluoro-1-octanesulfonamidoacetic Acid (D3-NMeFOSAA) | 135 | | | | 20-150 |
| Perfluoro-n-[1,2,3,4,5,6,7-13C7]Undecanoic Acid (13C7-PFUnA) | 90 | | | | 20-150 |
| Perfluoro-1-[13C8]Octanesulfonamide (13C8-PFOSA) | 64 | | | | 20-150 |
| N-Ethyl-d5-perfluoro-1-octanesulfonamidoacetic Acid (D5-NEtFOSAA) | 80 | | | | 20-150 |
| Perfluoro-n-[1,2-13C2]Dodecanoic Acid (13C2-PFDoA) | 87 | | | | 20-150 |
| Perfluoro-n-[1,2-13C2]Tetradecanoic Acid (13C2-PFTeDA) | 66 | | | | 20-150 |

# Lab Control Sample Analysis
## Batch Quality Control

**Project Name:** NORTH MAIN STREET SITE
**Project Number:** 12814:3
**Lab Number:** L2305237
**Report Date:** 02/24/23

| Parameter | LCS %Recovery | Qual | LCSD %Recovery | Qual | %Recovery Limits | RPD | Qual | RPD Limits |
|---|---|---|---|---|---|---|---|---|
| Perfluorinated Alkyl Acids by EPA 1633 - Mansfield Lab Associated sample(s): 02 Batch: WG1745584-03 | | | | | | | | |
| Perfluorobutanoic Acid (PFBA) | 110 | | - | | 40-150 | - | | 30 |
| Perfluoropentanoic Acid (PFPeA) | 105 | | - | | 40-150 | - | | 30 |
| Perfluorobutanesulfonic Acid (PFBS) | 110 | | - | | 40-150 | - | | 30 |
| Perfluorohexanoic Acid (PFHxA) | 112 | | - | | 40-150 | - | | 30 |
| Perfluoroheptanoic Acid (PFHpA) | 109 | | - | | 40-150 | - | | 30 |
| Perfluorohexanesulfonic Acid (PFHxS) | 100 | | - | | 40-150 | - | | 30 |
| Perfluorooctanoic Acid (PFOA) | 111 | | - | | 40-150 | - | | 30 |
| 1H,1H,2H,2H-Perfluorooctanesulfonic Acid (6:2FTS) | 109 | | - | | 40-150 | - | | 30 |
| Perfluoroheptanesulfonic Acid (PFHpS) | 113 | | - | | 40-150 | - | | 30 |
| Perfluorononanoic Acid (PFNA) | 145 | | - | | 40-150 | - | | 30 |
| Perfluorooctanesulfonic Acid (PFOS) | 110 | | - | | 40-150 | - | | 30 |
| Perfluorodecanoic Acid (PFDA) | 119 | | - | | 40-150 | - | | 30 |
| 1H,1H,2H,2H-Perfluorodecanesulfonic Acid (8:2FTS) | 126 | | - | | 40-150 | - | | 30 |
| N-Methyl Perfluorooctanesulfonamidoacetic Acid (NMeFOSAA) | 127 | | - | | 40-150 | - | | 30 |
| Perfluoroundecanoic Acid (PFUnA) | 129 | | - | | 40-150 | - | | 30 |
| Perfluorodecanesulfonic Acid (PFDS) | 108 | | - | | 40-150 | - | | 30 |
| Perfluorooctanesulfonamide (PFOSA) | 113 | | - | | 40-150 | - | | 30 |
| N-Ethyl Perfluorooctanesulfonamidoacetic Acid (NEtFOSAA) | 121 | | - | | 40-150 | - | | 30 |
| Perfluorododecanoic Acid (PFDoA) | 126 | | - | | 40-150 | - | | 30 |
| Perfluorotridecanoic Acid (PFTrDA) | 125 | | - | | 40-150 | - | | 30 |
| Perfluorotetradecanoic Acid (PFTeDA) | 127 | | - | | 40-150 | - | | 30 |

# Lab Control Sample Analysis

## Batch Quality Control

**Project Name:** NORTH MAIN STREET SITE

**Project Number:** 12814:3

**Lab Number:** L2305237

**Report Date:** 02/24/23

| Parameter | LCS %Recovery | Qual | LCSD %Recovery | Qual | %Recovery Limits | RPD | Qual | RPD Limits |
|---|---|---|---|---|---|---|---|---|
| Perfluorinated Alkyl Acids by EPA 1633 - Mansfield Lab Associated sample(s): 02 Batch: WG1745584-03 | | | | | | | | |

| Surrogate | LCS %Recovery | Qual | LCSD %Recovery | Qual | Acceptance Criteria |
|---|---|---|---|---|---|
| Perfluoro-n-[13C4]Butanoic Acid (13C4-PFBA) | 88 | | | | 20-150 |
| Perfluoro-n-[13C5]Pentanoic Acid (13C5-PFPeA) | 86 | | | | 20-150 |
| Perfluoro-1-[2,3,4-13C3]Butanesulfonic Acid (13C3-PFBS) | 88 | | | | 20-150 |
| Perfluoro-n-[1,2,3,4,6-13C5]Hexanoic Acid (13C5-PFHxA) | 86 | | | | 20-150 |
| Perfluoro-n-[1,2,3,4-13C4]Heptanoic Acid (13C4-PFHpA) | 84 | | | | 20-150 |
| Perfluoro-1-[1,2,3-13C3]Hexanesulfonic Acid (13C3-PFHxS) | 89 | | | | 20-150 |
| Perfluoro-n-[13C8]Octanoic Acid (13C8-PFOA) | 82 | | | | 20-150 |
| 1H,1H,2H,2H-Perfluoro-1-[1,2-13C2]Octanesulfonic Acid (13C2-6:2FTS) | 94 | | | | 20-150 |
| Perfluoro-n-[13C9]Nonanoic Acid (13C9-PFNA) | 71 | | | | 20-150 |
| Perfluoro-1-[13C8]Octanesulfonic Acid (13C8-PFOS) | 93 | | | | 20-150 |
| Perfluoro-n-[1,2,3,4,5,6-13C6]Decanoic Acid (13C6-PFDA) | 84 | | | | 20-150 |
| 1H,1H,2H,2H-Perfluoro-1-[1,2-13C2]Decanesulfonic Acid (13C2-8:2FTS) | 73 | | | | 20-150 |
| N-Methyl-d3-perfluoro-1-octanesulfonamidoacetic Acid (D3-NMeFOSAA) | 121 | | | | 20-150 |
| Perfluoro-n-[1,2,3,4,5,6,7-13C7]Undecanoic Acid (13C7-PFUnA) | 85 | | | | 20-150 |
| Perfluoro-1-[13C8]Octanesulfonamide (13C8-PFOSA) | 66 | | | | 20-150 |
| N-Ethyl-d5-perfluoro-1-octanesulfonamidoacetic Acid (D5-NEtFOSAA) | 85 | | | | 20-150 |
| Perfluoro-n-[1,2-13C2]Dodecanoic Acid (13C2-PFDoA) | 88 | | | | 20-150 |
| Perfluoro-n-[1,2-13C2]Tetradecanoic Acid (13C2-PFTeDA) | 81 | | | | 20-150 |

# PCBS

**Project Name:** NORTH MAIN STREET SITE
**Project Number:** 12814:3
**Lab Number:** L2305237
**Report Date:** 02/24/23

## SAMPLE RESULTS

Lab ID: L2305237-01
Client ID: SB-210 (1-1.5)
Sample Location: 128 NORTH MAIN ST. PORT CHESTER NY

Date Collected: 01/31/23 11:00
Date Received: 01/31/23
Field Prep: Not Specified

Sample Depth:
Matrix: Soil
Analytical Method: 1,8082A
Analytical Date: 02/04/23 15:59
Analyst: LMR
Percent Solids: 97%

Extraction Method: EPA 3546
Extraction Date: 02/03/23 16:56
Cleanup Method: EPA 3665A
Cleanup Date: 02/04/23
Cleanup Method: EPA 3660B
Cleanup Date: 02/04/23

| Parameter | Result | Qualifier | Units | RL | MDL | Dilution Factor | Column |
|---|---|---|---|---|---|---|---|
| Polychlorinated Biphenyls by GC - Westborough Lab | | | | | | | |
| Aroclor 1016 | ND | | ug/kg | 33.0 | 2.93 | 1 | A |
| Aroclor 1221 | ND | | ug/kg | 33.0 | 3.30 | 1 | A |
| Aroclor 1232 | ND | | ug/kg | 33.0 | 6.99 | 1 | A |
| Aroclor 1242 | ND | | ug/kg | 33.0 | 4.45 | 1 | A |
| Aroclor 1248 | ND | | ug/kg | 33.0 | 4.95 | 1 | A |
| Aroclor 1254 | ND | | ug/kg | 33.0 | 3.61 | 1 | A |
| Aroclor 1260 | 13.7 | J | ug/kg | 33.0 | 6.10 | 1 | B |
| Aroclor 1262 | ND | | ug/kg | 33.0 | 4.19 | 1 | A |
| Aroclor 1268 | ND | | ug/kg | 33.0 | 3.42 | 1 | A |
| PCBs, Total | 13.7 | J | ug/kg | 33.0 | 2.93 | 1 | B |

| Surrogate | % Recovery | Qualifier | Acceptance Criteria | Column |
|---|---|---|---|---|
| 2,4,5,6-Tetrachloro-m-xylene | 80 | | 30-150 | A |
| Decachlorobiphenyl | 70 | | 30-150 | A |
| 2,4,5,6-Tetrachloro-m-xylene | 79 | | 30-150 | B |
| Decachlorobiphenyl | 71 | | 30-150 | B |

**Project Name:** NORTH MAIN STREET SITE
**Project Number:** 12814:3
**Lab Number:** L2305237
**Report Date:** 02/24/23

## SAMPLE RESULTS

Lab ID: L2305237-02
Client ID: TWP-206
Sample Location: 128 NORTH MAIN ST. PORT CHESTER NY

Date Collected: 01/31/23 10:00
Date Received: 01/31/23
Field Prep: Not Specified

Sample Depth:
Matrix: Water
Analytical Method: 1,8082A
Analytical Date: 02/03/23 15:45
Analyst: ER

Extraction Method: EPA 3510C
Extraction Date: 02/02/23 07:35
Cleanup Method: EPA 3665A
Cleanup Date: 02/02/23
Cleanup Method: EPA 3660B
Cleanup Date: 02/03/23

| Parameter | Result | Qualifier | Units | RL | MDL | Dilution Factor | Column |
|---|---|---|---|---|---|---|---|
| Polychlorinated Biphenyls by GC - Westborough Lab | | | | | | | |
| Aroclor 1016 | ND | | ug/l | 0.071 | 0.061 | 1 | A |
| Aroclor 1221 | ND | | ug/l | 0.071 | 0.061 | 1 | A |
| Aroclor 1232 | ND | | ug/l | 0.071 | 0.061 | 1 | A |
| Aroclor 1242 | ND | | ug/l | 0.071 | 0.061 | 1 | A |
| Aroclor 1248 | ND | | ug/l | 0.071 | 0.061 | 1 | A |
| Aroclor 1254 | ND | | ug/l | 0.071 | 0.061 | 1 | A |
| Aroclor 1260 | ND | | ug/l | 0.071 | 0.061 | 1 | A |
| Aroclor 1262 | ND | | ug/l | 0.071 | 0.061 | 1 | A |
| Aroclor 1268 | ND | | ug/l | 0.071 | 0.061 | 1 | A |
| PCBs, Total | ND | | ug/l | 0.071 | 0.061 | 1 | A |

| Surrogate | % Recovery | Qualifier | Acceptance Criteria | Column |
|---|---|---|---|---|
| 2,4,5,6-Tetrachloro-m-xylene | 84 | | 30-150 | A |
| Decachlorobiphenyl | 48 | | 30-150 | A |
| 2,4,5,6-Tetrachloro-m-xylene | 79 | | 30-150 | B |
| Decachlorobiphenyl | 51 | | 30-150 | B |

**Project Name:** NORTH MAIN STREET SITE
**Project Number:** 12814:3
**Lab Number:** L2305237
**Report Date:** 02/24/23

# Method Blank Analysis
## Batch Quality Control

Analytical Method: 1,8082A
Analytical Date: 02/01/23 22:28
Analyst: JM

Extraction Method: EPA 3510C
Extraction Date: 02/01/23 08:37
Cleanup Method: EPA 3665A
Cleanup Date: 02/01/23
Cleanup Method: EPA 3660B
Cleanup Date: 02/01/23

| Parameter | Result | Qualifier | Units | RL | MDL | Column |
|---|---|---|---|---|---|---|
| Polychlorinated Biphenyls by GC - Westborough Lab for sample(s): 02 Batch: WG1739584-1 | | | | | | |
| Aroclor 1016 | ND | | ug/l | 0.071 | 0.061 | A |
| Aroclor 1221 | ND | | ug/l | 0.071 | 0.061 | A |
| Aroclor 1232 | ND | | ug/l | 0.071 | 0.061 | A |
| Aroclor 1242 | ND | | ug/l | 0.071 | 0.061 | A |
| Aroclor 1248 | ND | | ug/l | 0.071 | 0.061 | A |
| Aroclor 1254 | ND | | ug/l | 0.071 | 0.061 | A |
| Aroclor 1260 | ND | | ug/l | 0.071 | 0.061 | A |
| Aroclor 1262 | ND | | ug/l | 0.071 | 0.061 | A |
| Aroclor 1268 | ND | | ug/l | 0.071 | 0.061 | A |
| PCBs, Total | ND | | ug/l | 0.071 | 0.061 | A |

| Surrogate | %Recovery | Qualifier | Acceptance Criteria | Column |
|---|---|---|---|---|
| 2,4,5,6-Tetrachloro-m-xylene | 78 | | 30-150 | A |
| Decachlorobiphenyl | 84 | | 30-150 | A |
| 2,4,5,6-Tetrachloro-m-xylene | 77 | | 30-150 | B |
| Decachlorobiphenyl | 82 | | 30-150 | B |

**Project Name:** NORTH MAIN STREET SITE
**Project Number:** 12814:3

**Lab Number:** L2305237
**Report Date:** 02/24/23

# Method Blank Analysis
## Batch Quality Control

Analytical Method: 1,8082A
Analytical Date: 02/03/23 15:03
Analyst: MEO

Extraction Method: EPA 3546
Extraction Date: 02/03/23 09:07
Cleanup Method: EPA 3665A
Cleanup Date: 02/03/23
Cleanup Method: EPA 3660B
Cleanup Date: 02/03/23

| Parameter | Result | Qualifier | Units | RL | MDL | Column |
|---|---|---|---|---|---|---|
| Polychlorinated Biphenyls by GC - Westborough Lab for sample(s): 01 Batch: WG1740547-1 | | | | | | |
| Aroclor 1016 | ND | | ug/kg | 31.6 | 2.81 | A |
| Aroclor 1221 | ND | | ug/kg | 31.6 | 3.17 | A |
| Aroclor 1232 | ND | | ug/kg | 31.6 | 6.71 | A |
| Aroclor 1242 | ND | | ug/kg | 31.6 | 4.26 | A |
| Aroclor 1248 | ND | | ug/kg | 31.6 | 4.75 | A |
| Aroclor 1254 | ND | | ug/kg | 31.6 | 3.46 | A |
| Aroclor 1260 | ND | | ug/kg | 31.6 | 5.85 | A |
| Aroclor 1262 | ND | | ug/kg | 31.6 | 4.02 | A |
| Aroclor 1268 | ND | | ug/kg | 31.6 | 3.28 | A |
| PCBs, Total | ND | | ug/kg | 31.6 | 2.81 | A |

| Surrogate | %Recovery | Qualifier | Acceptance Criteria | Column |
|---|---|---|---|---|
| 2,4,5,6-Tetrachloro-m-xylene | 76 | | 30-150 | A |
| Decachlorobiphenyl | 87 | | 30-150 | A |
| 2,4,5,6-Tetrachloro-m-xylene | 76 | | 30-150 | B |
| Decachlorobiphenyl | 87 | | 30-150 | B |

# Lab Control Sample Analysis

## Batch Quality Control

**Project Name:** NORTH MAIN STREET SITE

**Project Number:** 12814:3

**Lab Number:** L2305237

**Report Date:** 02/24/23

| Parameter | LCS %Recovery | Qual | LCSD %Recovery | Qual | %Recovery Limits | RPD | Qual | RPD Limits | Column |
|---|---|---|---|---|---|---|---|---|---|
| Polychlorinated Biphenyls by GC - Westborough Lab Associated sample(s): 02 Batch: WG1739584-2 WG1739584-3 | | | | | | | | | |
| Aroclor 1016 | 78 | | 90 | | 40-140 | 13 | | 50 | A |
| Aroclor 1260 | 71 | | 81 | | 40-140 | 13 | | 50 | A |

| Surrogate | LCS %Recovery | Qual | LCSD %Recovery | Qual | Acceptance Criteria | Column |
|---|---|---|---|---|---|---|
| 2,4,5,6-Tetrachloro-m-xylene | 79 | | 91 | | 30-150 | A |
| Decachlorobiphenyl | 86 | | 98 | | 30-150 | A |
| 2,4,5,6-Tetrachloro-m-xylene | 74 | | 85 | | 30-150 | B |
| Decachlorobiphenyl | 89 | | 100 | | 30-150 | B |

# Lab Control Sample Analysis

## Batch Quality Control

**Project Name:** NORTH MAIN STREET SITE

**Project Number:** 12814:3

**Lab Number:** L2305237

**Report Date:** 02/24/23

| Parameter | LCS %Recovery | Qual | LCSD %Recovery | Qual | %Recovery Limits | RPD | Qual | RPD Limits | Column |
|---|---|---|---|---|---|---|---|---|---|
| Polychlorinated Biphenyls by GC - Westborough Lab Associated sample(s): 01 Batch: WG1740547-2 WG1740547-3 | | | | | | | | | |
| Aroclor 1016 | 74 | | 77 | | 40-140 | 4 | | 50 | A |
| Aroclor 1260 | 71 | | 74 | | 40-140 | 4 | | 50 | A |

| Surrogate | LCS %Recovery | Qual | LCSD %Recovery | Qual | Acceptance Criteria | Column |
|---|---|---|---|---|---|---|
| 2,4,5,6-Tetrachloro-m-xylene | 74 | | 79 | | 30-150 | A |
| Decachlorobiphenyl | 79 | | 83 | | 30-150 | A |
| 2,4,5,6-Tetrachloro-m-xylene | 74 | | 79 | | 30-150 | B |
| Decachlorobiphenyl | 78 | | 83 | | 30-150 | B |

# PESTICIDES

**Project Name:** NORTH MAIN STREET SITE
**Project Number:** 12814:3
**Lab Number:** L2305237
**Report Date:** 02/24/23

## SAMPLE RESULTS

Lab ID: L2305237-01
Client ID: SB-210 (1-1.5)
Sample Location: 128 NORTH MAIN ST. PORT CHESTER NY

Date Collected: 01/31/23 11:00
Date Received: 01/31/23
Field Prep: Not Specified

Sample Depth:
Matrix: Soil
Analytical Method: 1,8081B
Analytical Date: 02/07/23 09:40
Analyst: AKM
Percent Solids: 97%

Extraction Method: EPA 3546
Extraction Date: 02/03/23 17:26
Cleanup Method: EPA 3620B
Cleanup Date: 02/06/23
Cleanup Method: EPA 3660B
Cleanup Date: 02/06/23

| Parameter | Result | Qualifier | Units | RL | MDL | Dilution Factor | Column |
|---|---|---|---|---|---|---|---|
| Organochlorine Pesticides by GC - Westborough Lab | | | | | | | |
| Delta-BHC | ND | | ug/kg | 1.59 | 0.312 | 1 | A |
| Lindane | ND | | ug/kg | 0.663 | 0.296 | 1 | A |
| Alpha-BHC | ND | | ug/kg | 0.663 | 0.188 | 1 | A |
| Beta-BHC | ND | | ug/kg | 1.59 | 0.604 | 1 | A |
| Heptachlor | ND | | ug/kg | 0.796 | 0.357 | 1 | A |
| Aldrin | ND | | ug/kg | 1.59 | 0.560 | 1 | A |
| Heptachlor epoxide | ND | | ug/kg | 2.98 | 0.895 | 1 | A |
| Endrin | ND | | ug/kg | 0.663 | 0.272 | 1 | A |
| Endrin aldehyde | ND | | ug/kg | 1.99 | 0.696 | 1 | A |
| Endrin ketone | ND | | ug/kg | 1.59 | 0.410 | 1 | A |
| Dieldrin | ND | | ug/kg | 0.995 | 0.497 | 1 | A |
| 4,4'-DDE | ND | | ug/kg | 1.59 | 0.368 | 1 | A |
| 4,4'-DDD | ND | | ug/kg | 1.59 | 0.568 | 1 | A |
| 4,4'-DDT | ND | | ug/kg | 1.59 | 1.28 | 1 | A |
| Endosulfan I | ND | | ug/kg | 1.59 | 0.376 | 1 | A |
| Endosulfan II | ND | | ug/kg | 1.59 | 0.532 | 1 | A |
| Endosulfan sulfate | ND | | ug/kg | 0.663 | 0.316 | 1 | A |
| Methoxychlor | ND | | ug/kg | 2.98 | 0.928 | 1 | A |
| Toxaphene | ND | | ug/kg | 29.8 | 8.36 | 1 | A |
| cis-Chlordane | ND | | ug/kg | 1.99 | 0.554 | 1 | A |
| trans-Chlordane | ND | | ug/kg | 1.99 | 0.525 | 1 | A |
| Chlordane | ND | | ug/kg | 13.3 | 5.27 | 1 | A |

**Project Name:** NORTH MAIN STREET SITE **Lab Number:** L2305237

**Project Number:** 12814:3 **Report Date:** 02/24/23

## SAMPLE RESULTS

| | | | |
|---|---|---|---|
| Lab ID: | L2305237-01 | Date Collected: | 01/31/23 11:00 |
| Client ID: | SB-210 (1-1.5) | Date Received: | 01/31/23 |
| Sample Location: | 128 NORTH MAIN ST. PORT CHESTER NY | Field Prep: | Not Specified |

Sample Depth:

| Parameter | Result | Qualifier | Units | RL | MDL | Dilution Factor | Column |
|---|---|---|---|---|---|---|---|
| Organochlorine Pesticides by GC - Westborough Lab | | | | | | | |

| Surrogate | % Recovery | Qualifier | Acceptance Criteria | Column |
|---|---|---|---|---|
| 2,4,5,6-Tetrachloro-m-xylene | 111 | | 30-150 | A |
| Decachlorobiphenyl | 97 | | 30-150 | A |
| 2,4,5,6-Tetrachloro-m-xylene | 99 | | 30-150 | B |
| Decachlorobiphenyl | **188** | Q | 30-150 | B |

**Project Name:** NORTH MAIN STREET SITE
**Project Number:** 12814:3
**Lab Number:** L2305237
**Report Date:** 02/24/23

## SAMPLE RESULTS

Lab ID: L2305237-02
Client ID: TWP-206
Sample Location: 128 NORTH MAIN ST. PORT CHESTER NY

Date Collected: 01/31/23 10:00
Date Received: 01/31/23
Field Prep: Not Specified

Sample Depth:
Matrix: Water
Analytical Method: 1,8081B
Analytical Date: 02/03/23 12:18
Analyst: AAR

Extraction Method: EPA 3510C
Extraction Date: 02/02/23 11:27

| Parameter | Result | Qualifier | Units | RL | MDL | Dilution Factor | Column |
|---|---|---|---|---|---|---|---|
| Organochlorine Pesticides by GC - Westborough Lab | | | | | | | |
| Delta-BHC | ND | | ug/l | 0.014 | 0.003 | 1 | A |
| Lindane | ND | | ug/l | 0.014 | 0.003 | 1 | A |
| Alpha-BHC | ND | | ug/l | 0.014 | 0.003 | 1 | A |
| Beta-BHC | ND | | ug/l | 0.014 | 0.004 | 1 | A |
| Heptachlor | ND | | ug/l | 0.014 | 0.002 | 1 | A |
| Aldrin | ND | | ug/l | 0.014 | 0.002 | 1 | A |
| Heptachlor epoxide | ND | | ug/l | 0.014 | 0.003 | 1 | A |
| Endrin | ND | | ug/l | 0.029 | 0.003 | 1 | A |
| Endrin aldehyde | ND | | ug/l | 0.029 | 0.006 | 1 | A |
| Endrin ketone | ND | | ug/l | 0.029 | 0.003 | 1 | A |
| Dieldrin | ND | | ug/l | 0.029 | 0.003 | 1 | A |
| 4,4'-DDE | ND | | ug/l | 0.029 | 0.003 | 1 | A |
| 4,4'-DDD | ND | | ug/l | 0.029 | 0.003 | 1 | A |
| 4,4'-DDT | ND | | ug/l | 0.029 | 0.003 | 1 | A |
| Endosulfan I | ND | | ug/l | 0.014 | 0.002 | 1 | A |
| Endosulfan II | ND | | ug/l | 0.029 | 0.004 | 1 | A |
| Endosulfan sulfate | ND | | ug/l | 0.029 | 0.003 | 1 | A |
| Methoxychlor | ND | | ug/l | 0.143 | 0.005 | 1 | A |
| Toxaphene | ND | | ug/l | 0.143 | 0.045 | 1 | A |
| cis-Chlordane | ND | | ug/l | 0.014 | 0.005 | 1 | A |
| trans-Chlordane | ND | | ug/l | 0.014 | 0.004 | 1 | A |
| Chlordane | ND | | ug/l | 0.143 | 0.033 | 1 | A |

**Project Name:** NORTH MAIN STREET SITE **Lab Number:** L2305237

**Project Number:** 12814:3 **Report Date:** 02/24/23

## SAMPLE RESULTS

Lab ID: L2305237-02 Date Collected: 01/31/23 10:00

Client ID: TWP-206 Date Received: 01/31/23

Sample Location: 128 NORTH MAIN ST. PORT CHESTER NY Field Prep: Not Specified

Sample Depth:

| Parameter | Result | Qualifier | Units | RL | MDL | Dilution Factor | Column |
|---|---|---|---|---|---|---|---|
| Organochlorine Pesticides by GC - Westborough Lab | | | | | | | |

| Surrogate | % Recovery | Qualifier | Acceptance Criteria | Column |
|---|---|---|---|---|
| 2,4,5,6-Tetrachloro-m-xylene | 60 | | 30-150 | A |
| Decachlorobiphenyl | 51 | | 30-150 | A |
| 2,4,5,6-Tetrachloro-m-xylene | 64 | | 30-150 | B |
| Decachlorobiphenyl | 59 | | 30-150 | B |

**Project Name:** NORTH MAIN STREET SITE
**Project Number:** 12814:3
**Lab Number:** L2305237
**Report Date:** 02/24/23

# Method Blank Analysis
## Batch Quality Control

Analytical Method: 1,8081B
Analytical Date: 02/03/23 11:22
Analyst: AAR

Extraction Method: EPA 3510C
Extraction Date: 02/02/23 11:27

| Parameter | Result | Qualifier | Units | RL | MDL | Column |
|---|---|---|---|---|---|---|
| Organochlorine Pesticides by GC - Westborough Lab for sample(s): 02 Batch: WG1740172-1 | | | | | | |
| Delta-BHC | ND | | ug/l | 0.014 | 0.003 | A |
| Lindane | ND | | ug/l | 0.014 | 0.003 | A |
| Alpha-BHC | ND | | ug/l | 0.014 | 0.003 | A |
| Beta-BHC | ND | | ug/l | 0.014 | 0.004 | A |
| Heptachlor | ND | | ug/l | 0.014 | 0.002 | A |
| Aldrin | ND | | ug/l | 0.014 | 0.002 | A |
| Heptachlor epoxide | ND | | ug/l | 0.014 | 0.003 | A |
| Endrin | ND | | ug/l | 0.029 | 0.003 | A |
| Endrin aldehyde | ND | | ug/l | 0.029 | 0.006 | A |
| Endrin ketone | ND | | ug/l | 0.029 | 0.003 | A |
| Dieldrin | ND | | ug/l | 0.029 | 0.003 | A |
| 4,4'-DDE | ND | | ug/l | 0.029 | 0.003 | A |
| 4,4'-DDD | ND | | ug/l | 0.029 | 0.003 | A |
| 4,4'-DDT | ND | | ug/l | 0.029 | 0.003 | A |
| Endosulfan I | ND | | ug/l | 0.014 | 0.002 | A |
| Endosulfan II | ND | | ug/l | 0.029 | 0.004 | A |
| Endosulfan sulfate | ND | | ug/l | 0.029 | 0.003 | A |
| Methoxychlor | ND | | ug/l | 0.143 | 0.005 | A |
| Toxaphene | ND | | ug/l | 0.143 | 0.045 | A |
| cis-Chlordane | ND | | ug/l | 0.014 | 0.005 | A |
| trans-Chlordane | ND | | ug/l | 0.014 | 0.004 | A |
| Chlordane | ND | | ug/l | 0.143 | 0.033 | A |

**Project Name:** NORTH MAIN STREET SITE
**Project Number:** 12814:3

**Lab Number:** L2305237
**Report Date:** 02/24/23

# Method Blank Analysis
## Batch Quality Control

Analytical Method: 1,8081B
Analytical Date: 02/03/23 11:22
Analyst: AAR

Extraction Method: EPA 3510C
Extraction Date: 02/02/23 11:27

| Parameter | Result | Qualifier | Units | RL | MDL | Column |
|---|---|---|---|---|---|---|
| Organochlorine Pesticides by GC - Westborough Lab for sample(s): 02 Batch: WG1740172-1 | | | | | | |

| Surrogate | %Recovery | Qualifier | Acceptance Criteria | Column |
|---|---|---|---|---|
| 2,4,5,6-Tetrachloro-m-xylene | 67 | | 30-150 | A |
| Decachlorobiphenyl | 124 | | 30-150 | A |
| 2,4,5,6-Tetrachloro-m-xylene | 69 | | 30-150 | B |
| Decachlorobiphenyl | 101 | | 30-150 | B |

**Project Name:** NORTH MAIN STREET SITE
**Project Number:** 12814:3

**Lab Number:** L2305237
**Report Date:** 02/24/23

# Method Blank Analysis
## Batch Quality Control

Analytical Method: 1,8081B
Analytical Date: 02/07/23 08:12
Analyst: AKM

Extraction Method: EPA 3546
Extraction Date: 02/03/23 17:26
Cleanup Method: EPA 3620B
Cleanup Date: 02/06/23
Cleanup Method: EPA 3660B
Cleanup Date: 02/06/23

| Parameter | Result | Qualifier | Units | RL | MDL | Column |
|---|---|---|---|---|---|---|
| Organochlorine Pesticides by GC - Westborough Lab for sample(s): 01 Batch: WG1740765-1 | | | | | | |
| Delta-BHC | ND | | ug/kg | 1.53 | 0.299 | A |
| Lindane | ND | | ug/kg | 0.636 | 0.284 | A |
| Alpha-BHC | ND | | ug/kg | 0.636 | 0.181 | A |
| Beta-BHC | ND | | ug/kg | 1.53 | 0.579 | A |
| Heptachlor | ND | | ug/kg | 0.764 | 0.342 | A |
| Aldrin | ND | | ug/kg | 1.53 | 0.538 | A |
| Heptachlor epoxide | ND | | ug/kg | 2.86 | 0.859 | A |
| Endrin | ND | | ug/kg | 0.636 | 0.261 | A |
| Endrin aldehyde | ND | | ug/kg | 1.91 | 0.668 | A |
| Endrin ketone | ND | | ug/kg | 1.53 | 0.393 | A |
| Dieldrin | ND | | ug/kg | 0.955 | 0.477 | A |
| 4,4'-DDE | ND | | ug/kg | 1.53 | 0.353 | A |
| 4,4'-DDD | ND | | ug/kg | 1.53 | 0.545 | A |
| 4,4'-DDT | ND | | ug/kg | 1.53 | 1.23 | A |
| Endosulfan I | ND | | ug/kg | 1.53 | 0.361 | A |
| Endosulfan II | ND | | ug/kg | 1.53 | 0.510 | A |
| Endosulfan sulfate | ND | | ug/kg | 0.636 | 0.303 | A |
| Methoxychlor | ND | | ug/kg | 2.86 | 0.891 | A |
| Toxaphene | ND | | ug/kg | 28.6 | 8.02 | A |
| cis-Chlordane | ND | | ug/kg | 1.91 | 0.532 | A |
| trans-Chlordane | ND | | ug/kg | 1.91 | 0.504 | A |
| Chlordane | ND | | ug/kg | 12.7 | 5.06 | A |

**Project Name:** NORTH MAIN STREET SITE
**Project Number:** 12814:3

**Lab Number:** L2305237
**Report Date:** 02/24/23

# Method Blank Analysis
## Batch Quality Control

Analytical Method: 1,8081B
Analytical Date: 02/07/23 08:12
Analyst: AKM

Extraction Method: EPA 3546
Extraction Date: 02/03/23 17:26
Cleanup Method: EPA 3620B
Cleanup Date: 02/06/23
Cleanup Method: EPA 3660B
Cleanup Date: 02/06/23

| Parameter | Result | Qualifier | Units | RL | MDL | Column |
|---|---|---|---|---|---|---|
| Organochlorine Pesticides by GC - Westborough Lab for sample(s): 01 Batch: WG1740765-1 | | | | | | |

| Surrogate | %Recovery | Qualifier | Acceptance Criteria | Column |
|---|---|---|---|---|
| 2,4,5,6-Tetrachloro-m-xylene | 97 | | 30-150 | A |
| Decachlorobiphenyl | 94 | | 30-150 | A |
| 2,4,5,6-Tetrachloro-m-xylene | 95 | | 30-150 | B |
| Decachlorobiphenyl | **161** | Q | 30-150 | B |

# Lab Control Sample Analysis
## Batch Quality Control

**Project Name:** NORTH MAIN STREET SITE
**Project Number:** 12814:3

**Lab Number:** L2305237
**Report Date:** 02/24/23

| Parameter | LCS %Recovery | Qual | LCSD %Recovery | Qual | %Recovery Limits | RPD | Qual | RPD Limits | Column |
|---|---|---|---|---|---|---|---|---|---|
| Organochlorine Pesticides by GC - Westborough Lab Associated sample(s): 02 Batch: WG1740172-2 WG1740172-3 | | | | | | | | | |
| Delta-BHC | 64 | | 70 | | 30-150 | 10 | | 20 | A |
| Lindane | 73 | | 83 | | 30-150 | 13 | | 20 | A |
| Alpha-BHC | 77 | | 83 | | 30-150 | 7 | | 20 | A |
| Beta-BHC | 80 | | 84 | | 30-150 | 5 | | 20 | A |
| Heptachlor | 79 | | 90 | | 30-150 | 13 | | 20 | A |
| Aldrin | 73 | | 84 | | 30-150 | 15 | | 20 | A |
| Heptachlor epoxide | 78 | | 88 | | 30-150 | 12 | | 20 | A |
| Endrin | 88 | | 97 | | 30-150 | 9 | | 20 | A |
| Endrin aldehyde | 86 | | 90 | | 30-150 | 5 | | 20 | A |
| Endrin ketone | 103 | | 117 | | 30-150 | 13 | | 20 | A |
| Dieldrin | 89 | | 101 | | 30-150 | 13 | | 20 | A |
| 4,4'-DDE | 80 | | 91 | | 30-150 | 13 | | 20 | A |
| 4,4'-DDD | 100 | | 111 | | 30-150 | 10 | | 20 | A |
| 4,4'-DDT | 109 | | 118 | | 30-150 | 8 | | 20 | A |
| Endosulfan I | 80 | | 90 | | 30-150 | 12 | | 20 | A |
| Endosulfan II | 91 | | 100 | | 30-150 | 9 | | 20 | A |
| Endosulfan sulfate | 91 | | 99 | | 30-150 | 9 | | 20 | A |
| Methoxychlor | 113 | | 119 | | 30-150 | 5 | | 20 | A |
| cis-Chlordane | 70 | | 82 | | 30-150 | 16 | | 20 | A |
| trans-Chlordane | 85 | | 97 | | 30-150 | 14 | | 20 | A |

# Lab Control Sample Analysis
## Batch Quality Control

**Project Name:** NORTH MAIN STREET SITE
**Project Number:** 12814:3
**Lab Number:** L2305237
**Report Date:** 02/24/23

| Parameter | LCS %Recovery | Qual | LCSD %Recovery | Qual | %Recovery Limits | RPD | Qual | RPD Limits |
|---|---|---|---|---|---|---|---|---|
| Organochlorine Pesticides by GC - Westborough Lab Associated sample(s): 02 Batch: WG1740172-2 WG1740172-3 | | | | | | | | |

| Surrogate | LCS %Recovery | Qual | LCSD %Recovery | Qual | Acceptance Criteria | Column |
|---|---|---|---|---|---|---|
| 2,4,5,6-Tetrachloro-m-xylene | 63 | | 70 | | 30-150 | A |
| Decachlorobiphenyl | 123 | | 141 | | 30-150 | A |
| 2,4,5,6-Tetrachloro-m-xylene | 67 | | 73 | | 30-150 | B |
| Decachlorobiphenyl | 100 | | 113 | | 30-150 | B |

# Lab Control Sample Analysis
## Batch Quality Control

**Project Name:** NORTH MAIN STREET SITE
**Project Number:** 12814:3

**Lab Number:** L2305237
**Report Date:** 02/24/23

| Parameter | LCS %Recovery | Qual | LCSD %Recovery | Qual | %Recovery Limits | RPD | Qual | RPD Limits | Column |
|---|---|---|---|---|---|---|---|---|---|
| Organochlorine Pesticides by GC - Westborough Lab Associated sample(s): 01 Batch: WG1740765-2 WG1740765-3 | | | | | | | | | |
| Delta-BHC | 105 | | 103 | | 30-150 | 2 | | 30 | A |
| Lindane | 103 | | 100 | | 30-150 | 3 | | 30 | A |
| Alpha-BHC | 107 | | 105 | | 30-150 | 2 | | 30 | A |
| Beta-BHC | 95 | | 95 | | 30-150 | 0 | | 30 | A |
| Heptachlor | 106 | | 105 | | 30-150 | 1 | | 30 | A |
| Aldrin | 102 | | 101 | | 30-150 | 1 | | 30 | A |
| Heptachlor epoxide | 100 | | 99 | | 30-150 | 1 | | 30 | A |
| Endrin | 119 | | 117 | | 30-150 | 2 | | 30 | A |
| Endrin aldehyde | 93 | | 96 | | 30-150 | 3 | | 30 | A |
| Endrin ketone | 129 | | 128 | | 30-150 | 1 | | 30 | A |
| Dieldrin | 121 | | 121 | | 30-150 | 0 | | 30 | A |
| 4,4'-DDE | 115 | | 114 | | 30-150 | 1 | | 30 | A |
| 4,4'-DDD | 129 | | 129 | | 30-150 | 0 | | 30 | A |
| 4,4'-DDT | 124 | | 120 | | 30-150 | 3 | | 30 | A |
| Endosulfan I | 109 | | 108 | | 30-150 | 1 | | 30 | A |
| Endosulfan II | 120 | | 119 | | 30-150 | 1 | | 30 | A |
| Endosulfan sulfate | 94 | | 97 | | 30-150 | 3 | | 30 | A |
| Methoxychlor | 118 | | 119 | | 30-150 | 1 | | 30 | A |
| cis-Chlordane | 92 | | 94 | | 30-150 | 2 | | 30 | A |
| trans-Chlordane | 120 | | 120 | | 30-150 | 0 | | 30 | A |

# Lab Control Sample Analysis
## Batch Quality Control

**Project Name:** NORTH MAIN STREET SITE
**Project Number:** 12814:3
**Lab Number:** L2305237
**Report Date:** 02/24/23

| Parameter | LCS %Recovery | Qual | LCSD %Recovery | Qual | %Recovery Limits | RPD | Qual | RPD Limits |
|---|---|---|---|---|---|---|---|---|
| Organochlorine Pesticides by GC - Westborough Lab Associated sample(s): 01 Batch: WG1740765-2 WG1740765-3 | | | | | | | | |

| Surrogate | LCS %Recovery | Qual | LCSD %Recovery | Qual | Acceptance Criteria | Column |
|---|---|---|---|---|---|---|
| 2,4,5,6-Tetrachloro-m-xylene | 102 | | 100 | | 30-150 | A |
| Decachlorobiphenyl | 91 | | 98 | | 30-150 | A |
| 2,4,5,6-Tetrachloro-m-xylene | 99 | | 96 | | 30-150 | B |
| Decachlorobiphenyl | **173** | Q | **169** | Q | 30-150 | B |

# METALS

**Project Name:** NORTH MAIN STREET SITE **Lab Number:** L2305237

**Project Number:** 12814:3 **Report Date:** 02/24/23

**SAMPLE RESULTS**

Lab ID: L2305237-01 Date Collected: 01/31/23 11:00

Client ID: SB-210 (1-1.5) Date Received: 01/31/23

Sample Location: 128 NORTH MAIN ST. PORT CHESTER NY Field Prep: Not Specified

Sample Depth:

Matrix: Soil

Percent Solids: 97%

| Parameter | Result | Qualifier | Units | RL | MDL | Dilution Factor | Date Prepared | Date Analyzed | Prep Method | Analytical Method | Analyst |
|---|---|---|---|---|---|---|---|---|---|---|---|
| **Total Metals - Mansfield Lab** | | | | | | | | | | | |
| Aluminum, Total | 5490 | | mg/kg | 7.85 | 2.12 | 2 | 02/01/23 22:45 | 02/04/23 13:30 | EPA 3050B | 1,6010D | MRC |
| Antimony, Total | 0.600 | J | mg/kg | 3.92 | 0.298 | 2 | 02/01/23 22:45 | 02/04/23 13:30 | EPA 3050B | 1,6010D | MRC |
| Arsenic, Total | 1.15 | | mg/kg | 0.785 | 0.163 | 2 | 02/01/23 22:45 | 02/04/23 13:30 | EPA 3050B | 1,6010D | MRC |
| Barium, Total | 52.8 | | mg/kg | 0.785 | 0.136 | 2 | 02/01/23 22:45 | 02/04/23 13:30 | EPA 3050B | 1,6010D | MRC |
| Beryllium, Total | 0.233 | J | mg/kg | 0.392 | 0.026 | 2 | 02/01/23 22:45 | 02/04/23 13:30 | EPA 3050B | 1,6010D | MRC |
| Cadmium, Total | ND | | mg/kg | 0.785 | 0.077 | 2 | 02/01/23 22:45 | 02/04/23 13:30 | EPA 3050B | 1,6010D | MRC |
| Calcium, Total | 983 | | mg/kg | 7.85 | 2.75 | 2 | 02/01/23 22:45 | 02/04/23 13:30 | EPA 3050B | 1,6010D | MRC |
| Chromium, Total | 12.4 | | mg/kg | 0.785 | 0.075 | 2 | 02/01/23 22:45 | 02/04/23 13:30 | EPA 3050B | 1,6010D | MRC |
| Cobalt, Total | 5.52 | | mg/kg | 1.57 | 0.130 | 2 | 02/01/23 22:45 | 02/04/23 13:30 | EPA 3050B | 1,6010D | MRC |
| Copper, Total | 18.6 | | mg/kg | 0.785 | 0.202 | 2 | 02/01/23 22:45 | 02/04/23 13:30 | EPA 3050B | 1,6010D | MRC |
| Iron, Total | 10700 | | mg/kg | 3.92 | 0.709 | 2 | 02/01/23 22:45 | 02/04/23 13:30 | EPA 3050B | 1,6010D | MRC |
| Lead, Total | 3.99 | | mg/kg | 3.92 | 0.210 | 2 | 02/01/23 22:45 | 02/04/23 13:30 | EPA 3050B | 1,6010D | MRC |
| Magnesium, Total | 2620 | | mg/kg | 7.85 | 1.21 | 2 | 02/01/23 22:45 | 02/04/23 13:30 | EPA 3050B | 1,6010D | MRC |
| Manganese, Total | 264 | | mg/kg | 0.785 | 0.125 | 2 | 02/01/23 22:45 | 02/04/23 13:30 | EPA 3050B | 1,6010D | MRC |
| Mercury, Total | ND | | mg/kg | 0.069 | 0.045 | 1 | 02/01/23 23:30 | 02/06/23 20:40 | EPA 7471B | 1,7471B | ZNK |
| Nickel, Total | 15.2 | | mg/kg | 1.96 | 0.190 | 2 | 02/01/23 22:45 | 02/04/23 13:30 | EPA 3050B | 1,6010D | MRC |
| Potassium, Total | 1540 | | mg/kg | 196 | 11.3 | 2 | 02/01/23 22:45 | 02/04/23 13:30 | EPA 3050B | 1,6010D | MRC |
| Selenium, Total | ND | | mg/kg | 1.57 | 0.202 | 2 | 02/01/23 22:45 | 02/04/23 13:30 | EPA 3050B | 1,6010D | MRC |
| Silver, Total | ND | | mg/kg | 0.392 | 0.222 | 2 | 02/01/23 22:45 | 02/04/23 13:30 | EPA 3050B | 1,6010D | MRC |
| Sodium, Total | 71.1 | J | mg/kg | 157 | 2.47 | 2 | 02/01/23 22:45 | 02/04/23 13:30 | EPA 3050B | 1,6010D | MRC |
| Thallium, Total | 0.248 | J | mg/kg | 1.57 | 0.247 | 2 | 02/01/23 22:45 | 02/04/23 13:30 | EPA 3050B | 1,6010D | MRC |
| Vanadium, Total | 16.0 | | mg/kg | 0.785 | 0.159 | 2 | 02/01/23 22:45 | 02/04/23 13:30 | EPA 3050B | 1,6010D | MRC |
| Zinc, Total | 22.8 | | mg/kg | 3.92 | 0.230 | 2 | 02/01/23 22:45 | 02/04/23 13:30 | EPA 3050B | 1,6010D | MRC |

**Project Name:** NORTH MAIN STREET SITE **Lab Number:** L2305237

**Project Number:** 12814:3 **Report Date:** 02/24/23

**SAMPLE RESULTS**

Lab ID: L2305237-02 Date Collected: 01/31/23 10:00

Client ID: TWP-206 Date Received: 01/31/23

Sample Location: 128 NORTH MAIN ST. PORT CHESTER NY Field Prep: Not Specified

Sample Depth:

Matrix: Water

| Parameter | Result | Qualifier | Units | RL | MDL | Dilution Factor | Date Prepared | Date Analyzed | Prep Method | Analytical Method | Analyst |
|---|---|---|---|---|---|---|---|---|---|---|---|
| **Total Metals - Mansfield Lab** | | | | | | | | | | | |
| Aluminum, Total | 21.0 | | mg/l | 0.0100 | 0.00327 | 1 | 02/01/23 11:54 | 02/01/23 19:04 | EPA 3005A | 1,6020B | NTB |
| Antimony, Total | 0.00044 | J | mg/l | 0.00400 | 0.00042 | 1 | 02/01/23 11:54 | 02/01/23 19:04 | EPA 3005A | 1,6020B | NTB |
| Arsenic, Total | 0.00354 | | mg/l | 0.00050 | 0.00016 | 1 | 02/01/23 11:54 | 02/01/23 19:04 | EPA 3005A | 1,6020B | NTB |
| Barium, Total | 0.7598 | | mg/l | 0.00100 | 0.00017 | 1 | 02/01/23 11:54 | 02/01/23 19:04 | EPA 3005A | 1,6020B | NTB |
| Beryllium, Total | 0.00162 | | mg/l | 0.00050 | 0.00010 | 1 | 02/01/23 11:54 | 02/01/23 19:04 | EPA 3005A | 1,6020B | NTB |
| Cadmium, Total | 0.00051 | | mg/l | 0.00020 | 0.00005 | 1 | 02/01/23 11:54 | 02/01/23 19:04 | EPA 3005A | 1,6020B | NTB |
| Calcium, Total | 102. | | mg/l | 0.100 | 0.0394 | 1 | 02/01/23 11:54 | 02/01/23 19:04 | EPA 3005A | 1,6020B | NTB |
| Chromium, Total | 0.06945 | | mg/l | 0.00100 | 0.00017 | 1 | 02/01/23 11:54 | 02/01/23 19:04 | EPA 3005A | 1,6020B | NTB |
| Cobalt, Total | 0.05636 | | mg/l | 0.00050 | 0.00016 | 1 | 02/01/23 11:54 | 02/01/23 19:04 | EPA 3005A | 1,6020B | NTB |
| Copper, Total | 0.1172 | | mg/l | 0.00100 | 0.00038 | 1 | 02/01/23 11:54 | 02/01/23 19:04 | EPA 3005A | 1,6020B | NTB |
| Iron, Total | 34.0 | | mg/l | 0.0500 | 0.0191 | 1 | 02/01/23 11:54 | 02/01/23 19:04 | EPA 3005A | 1,6020B | NTB |
| Lead, Total | 0.1512 | | mg/l | 0.00100 | 0.00034 | 1 | 02/01/23 11:54 | 02/01/23 19:04 | EPA 3005A | 1,6020B | NTB |
| Magnesium, Total | 25.7 | | mg/l | 0.0700 | 0.0242 | 1 | 02/01/23 11:54 | 02/01/23 19:04 | EPA 3005A | 1,6020B | NTB |
| Manganese, Total | 2.657 | | mg/l | 0.00100 | 0.00044 | 1 | 02/01/23 11:54 | 02/01/23 19:04 | EPA 3005A | 1,6020B | NTB |
| Mercury, Total | 0.00026 | | mg/l | 0.00020 | 0.00009 | 1 | 02/01/23 13:01 | 02/02/23 09:42 | EPA 7470A | 1,7470A | DMB |
| Nickel, Total | 0.03297 | | mg/l | 0.00200 | 0.00055 | 1 | 02/01/23 11:54 | 02/01/23 19:04 | EPA 3005A | 1,6020B | NTB |
| Potassium, Total | 19.9 | | mg/l | 0.100 | 0.0309 | 1 | 02/01/23 11:54 | 02/01/23 19:04 | EPA 3005A | 1,6020B | NTB |
| Selenium, Total | 0.0162 | | mg/l | 0.00500 | 0.00173 | 1 | 02/01/23 11:54 | 02/01/23 19:04 | EPA 3005A | 1,6020B | NTB |
| Silver, Total | ND | | mg/l | 0.00040 | 0.00016 | 1 | 02/01/23 11:54 | 02/01/23 19:04 | EPA 3005A | 1,6020B | NTB |
| Sodium, Total | 103. | | mg/l | 0.100 | 0.0293 | 1 | 02/01/23 11:54 | 02/01/23 19:04 | EPA 3005A | 1,6020B | NTB |
| Thallium, Total | 0.00036 | J | mg/l | 0.00200 | 0.00014 | 1 | 02/01/23 11:54 | 02/01/23 19:04 | EPA 3005A | 1,6020B | NTB |
| Vanadium, Total | 0.05330 | | mg/l | 0.00500 | 0.00157 | 1 | 02/01/23 11:54 | 02/01/23 19:04 | EPA 3005A | 1,6020B | NTB |
| Zinc, Total | 0.1854 | | mg/l | 0.01000 | 0.00341 | 1 | 02/01/23 11:54 | 02/01/23 19:04 | EPA 3005A | 1,6020B | NTB |

**Project Name:** NORTH MAIN STREET SITE **Lab Number:** L2305237

**Project Number:** 12814:3 **Report Date:** 02/24/23

# Method Blank Analysis
# Batch Quality Control

| Parameter | Result | Qualifier | Units | RL | MDL | Dilution Factor | Date Prepared | Date Analyzed | Analytical Method | Analyst |
|---|---|---|---|---|---|---|---|---|---|---|
| Total Metals - Mansfield Lab for sample(s): 02 Batch: WG1739627-1 | | | | | | | | | | |
| Aluminum, Total | ND | | mg/l | 0.0100 | 0.00327 | 1 | 02/01/23 11:54 | 02/01/23 17:56 | 1,6020B | NTB |
| Antimony, Total | 0.00085 | J | mg/l | 0.00400 | 0.00042 | 1 | 02/01/23 11:54 | 02/01/23 17:56 | 1,6020B | NTB |
| Arsenic, Total | ND | | mg/l | 0.00050 | 0.00016 | 1 | 02/01/23 11:54 | 02/01/23 17:56 | 1,6020B | NTB |
| Barium, Total | ND | | mg/l | 0.00100 | 0.00017 | 1 | 02/01/23 11:54 | 02/01/23 17:56 | 1,6020B | NTB |
| Beryllium, Total | ND | | mg/l | 0.00050 | 0.00010 | 1 | 02/01/23 11:54 | 02/01/23 17:56 | 1,6020B | NTB |
| Cadmium, Total | ND | | mg/l | 0.00020 | 0.00005 | 1 | 02/01/23 11:54 | 02/01/23 17:56 | 1,6020B | NTB |
| Calcium, Total | ND | | mg/l | 0.100 | 0.0394 | 1 | 02/01/23 11:54 | 02/01/23 17:56 | 1,6020B | NTB |
| Chromium, Total | ND | | mg/l | 0.00100 | 0.00017 | 1 | 02/01/23 11:54 | 02/01/23 17:56 | 1,6020B | NTB |
| Cobalt, Total | ND | | mg/l | 0.00050 | 0.00016 | 1 | 02/01/23 11:54 | 02/01/23 17:56 | 1,6020B | NTB |
| Copper, Total | ND | | mg/l | 0.00100 | 0.00038 | 1 | 02/01/23 11:54 | 02/01/23 17:56 | 1,6020B | NTB |
| Iron, Total | ND | | mg/l | 0.0500 | 0.0191 | 1 | 02/01/23 11:54 | 02/01/23 17:56 | 1,6020B | NTB |
| Lead, Total | ND | | mg/l | 0.00100 | 0.00034 | 1 | 02/01/23 11:54 | 02/01/23 17:56 | 1,6020B | NTB |
| Magnesium, Total | ND | | mg/l | 0.0700 | 0.0242 | 1 | 02/01/23 11:54 | 02/01/23 17:56 | 1,6020B | NTB |
| Manganese, Total | ND | | mg/l | 0.00100 | 0.00044 | 1 | 02/01/23 11:54 | 02/01/23 17:56 | 1,6020B | NTB |
| Nickel, Total | ND | | mg/l | 0.00200 | 0.00055 | 1 | 02/01/23 11:54 | 02/01/23 17:56 | 1,6020B | NTB |
| Potassium, Total | ND | | mg/l | 0.100 | 0.0309 | 1 | 02/01/23 11:54 | 02/01/23 17:56 | 1,6020B | NTB |
| Selenium, Total | ND | | mg/l | 0.00500 | 0.00173 | 1 | 02/01/23 11:54 | 02/01/23 17:56 | 1,6020B | NTB |
| Silver, Total | ND | | mg/l | 0.00040 | 0.00016 | 1 | 02/01/23 11:54 | 02/01/23 17:56 | 1,6020B | NTB |
| Sodium, Total | 0.0324 | J | mg/l | 0.100 | 0.0293 | 1 | 02/01/23 11:54 | 02/01/23 17:56 | 1,6020B | NTB |
| Thallium, Total | 0.00022 | J | mg/l | 0.00200 | 0.00014 | 1 | 02/01/23 11:54 | 02/01/23 17:56 | 1,6020B | NTB |
| Vanadium, Total | ND | | mg/l | 0.00500 | 0.00157 | 1 | 02/01/23 11:54 | 02/01/23 17:56 | 1,6020B | NTB |
| Zinc, Total | ND | | mg/l | 0.01000 | 0.00341 | 1 | 02/01/23 11:54 | 02/01/23 17:56 | 1,6020B | NTB |

**Prep Information**

Digestion Method: EPA 3005A

| Parameter | Result | Qualifier | Units | RL | MDL | Dilution Factor | Date Prepared | Date Analyzed | Analytical Method | Analyst |
|---|---|---|---|---|---|---|---|---|---|---|
| Total Metals - Mansfield Lab for sample(s): 02 Batch: WG1739631-1 | | | | | | | | | | |
| Mercury, Total | ND | | mg/l | 0.00020 | 0.00009 | 1 | 02/01/23 13:01 | 02/02/23 08:56 | 1,7470A | DMB |

**Project Name:** NORTH MAIN STREET SITE **Lab Number:** L2305237

**Project Number:** 12814:3 **Report Date:** 02/24/23

# Method Blank Analysis
# Batch Quality Control

**Prep Information**

Digestion Method: EPA 7470A

| Parameter | Result | Qualifier | Units | RL | MDL | Dilution Factor | Date Prepared | Date Analyzed | Analytical Method | Analyst |
|---|---|---|---|---|---|---|---|---|---|---|
| Total Metals - Mansfield Lab for sample(s): 01 Batch: WG1739714-1 | | | | | | | | | | |
| Aluminum, Total | ND | | mg/kg | 4.00 | 1.08 | 1 | 02/01/23 22:45 | 02/04/23 12:35 | 1,6010D | MRC |
| Antimony, Total | ND | | mg/kg | 2.00 | 0.152 | 1 | 02/01/23 22:45 | 02/04/23 12:35 | 1,6010D | MRC |
| Arsenic, Total | ND | | mg/kg | 0.400 | 0.083 | 1 | 02/01/23 22:45 | 02/04/23 12:35 | 1,6010D | MRC |
| Barium, Total | ND | | mg/kg | 0.400 | 0.070 | 1 | 02/01/23 22:45 | 02/04/23 12:35 | 1,6010D | MRC |
| Beryllium, Total | ND | | mg/kg | 0.200 | 0.013 | 1 | 02/01/23 22:45 | 02/04/23 12:35 | 1,6010D | MRC |
| Cadmium, Total | ND | | mg/kg | 0.400 | 0.039 | 1 | 02/01/23 22:45 | 02/04/23 12:35 | 1,6010D | MRC |
| Calcium, Total | ND | | mg/kg | 4.00 | 1.40 | 1 | 02/01/23 22:45 | 02/04/23 12:35 | 1,6010D | MRC |
| Chromium, Total | ND | | mg/kg | 0.400 | 0.038 | 1 | 02/01/23 22:45 | 02/04/23 12:35 | 1,6010D | MRC |
| Cobalt, Total | ND | | mg/kg | 0.800 | 0.066 | 1 | 02/01/23 22:45 | 02/04/23 12:35 | 1,6010D | MRC |
| Copper, Total | ND | | mg/kg | 0.400 | 0.103 | 1 | 02/01/23 22:45 | 02/04/23 12:35 | 1,6010D | MRC |
| Iron, Total | ND | | mg/kg | 2.00 | 0.361 | 1 | 02/01/23 22:45 | 02/04/23 12:35 | 1,6010D | MRC |
| Lead, Total | ND | | mg/kg | 2.00 | 0.107 | 1 | 02/01/23 22:45 | 02/04/23 12:35 | 1,6010D | MRC |
| Magnesium, Total | ND | | mg/kg | 4.00 | 0.616 | 1 | 02/01/23 22:45 | 02/04/23 12:35 | 1,6010D | MRC |
| Manganese, Total | ND | | mg/kg | 0.400 | 0.064 | 1 | 02/01/23 22:45 | 02/04/23 12:35 | 1,6010D | MRC |
| Nickel, Total | ND | | mg/kg | 1.00 | 0.097 | 1 | 02/01/23 22:45 | 02/04/23 12:35 | 1,6010D | MRC |
| Potassium, Total | ND | | mg/kg | 100 | 5.76 | 1 | 02/01/23 22:45 | 02/04/23 12:35 | 1,6010D | MRC |
| Selenium, Total | ND | | mg/kg | 0.800 | 0.103 | 1 | 02/01/23 22:45 | 02/04/23 12:35 | 1,6010D | MRC |
| Silver, Total | ND | | mg/kg | 0.200 | 0.113 | 1 | 02/01/23 22:45 | 02/04/23 12:35 | 1,6010D | MRC |
| Sodium, Total | ND | | mg/kg | 80.0 | 1.26 | 1 | 02/01/23 22:45 | 02/04/23 12:35 | 1,6010D | MRC |
| Thallium, Total | ND | | mg/kg | 0.800 | 0.126 | 1 | 02/01/23 22:45 | 02/04/23 12:35 | 1,6010D | MRC |
| Vanadium, Total | ND | | mg/kg | 0.400 | 0.081 | 1 | 02/01/23 22:45 | 02/04/23 12:35 | 1,6010D | MRC |
| Zinc, Total | ND | | mg/kg | 2.00 | 0.117 | 1 | 02/01/23 22:45 | 02/04/23 12:35 | 1,6010D | MRC |

**Prep Information**

Digestion Method: EPA 3050B

**Project Name:** NORTH MAIN STREET SITE **Lab Number:** L2305237

**Project Number:** 12814:3 **Report Date:** 02/24/23

# Method Blank Analysis
# Batch Quality Control

| Parameter | Result | Qualifier | Units | RL | MDL | Dilution Factor | Date Prepared | Date Analyzed | Analytical Method | Analyst |
|---|---|---|---|---|---|---|---|---|---|---|
| Total Metals - Mansfield Lab for sample(s): 01 Batch: WG1739716-1 | | | | | | | | | | |
| Mercury, Total | ND | | mg/kg | 0.083 | 0.054 | 1 | 02/01/23 23:30 | 02/06/23 19:40 | 1,7471B | ZNK |

**Prep Information**

Digestion Method: EPA 7471B

# Lab Control Sample Analysis
## Batch Quality Control

**Project Name:** NORTH MAIN STREET SITE
**Project Number:** 12814:3
**Lab Number:** L2305237
**Report Date:** 02/24/23

| Parameter | LCS %Recovery | Qual | LCSD %Recovery | Qual | %Recovery Limits | RPD | Qual | RPD Limits |
|---|---|---|---|---|---|---|---|---|
| Total Metals - Mansfield Lab Associated sample(s): 02 Batch: WG1739627-2 | | | | | | | | |
| Aluminum, Total | 103 | | - | | 80-120 | - | | |
| Antimony, Total | 89 | | - | | 80-120 | - | | |
| Arsenic, Total | 102 | | - | | 80-120 | - | | |
| Barium, Total | 98 | | - | | 80-120 | - | | |
| Beryllium, Total | 109 | | - | | 80-120 | - | | |
| Cadmium, Total | 102 | | - | | 80-120 | - | | |
| Calcium, Total | 103 | | - | | 80-120 | - | | |
| Chromium, Total | 99 | | - | | 80-120 | - | | |
| Cobalt, Total | 97 | | - | | 80-120 | - | | |
| Copper, Total | 97 | | - | | 80-120 | - | | |
| Iron, Total | 100 | | - | | 80-120 | - | | |
| Lead, Total | 98 | | - | | 80-120 | - | | |
| Magnesium, Total | 104 | | - | | 80-120 | - | | |
| Manganese, Total | 103 | | - | | 80-120 | - | | |
| Nickel, Total | 96 | | - | | 80-120 | - | | |
| Potassium, Total | 102 | | - | | 80-120 | - | | |
| Selenium, Total | 106 | | - | | 80-120 | - | | |
| Silver, Total | 97 | | - | | 80-120 | - | | |
| Sodium, Total | 106 | | - | | 80-120 | - | | |
| Thallium, Total | 101 | | - | | 80-120 | - | | |
| Vanadium, Total | 98 | | - | | 80-120 | - | | |

# Lab Control Sample Analysis
## Batch Quality Control

**Project Name:** NORTH MAIN STREET SITE
**Project Number:** 12814:3
**Lab Number:** L2305237
**Report Date:** 02/24/23

| Parameter | LCS %Recovery | LCSD %Recovery | %Recovery Limits | RPD | RPD Limits |
|---|---|---|---|---|---|
| Total Metals - Mansfield Lab Associated sample(s): 02 Batch: WG1739627-2 | | | | | |
| Zinc, Total | 97 | - | 80-120 | - | |
| Total Metals - Mansfield Lab Associated sample(s): 02 Batch: WG1739631-2 | | | | | |
| Mercury, Total | 101 | - | 80-120 | - | |

# Lab Control Sample Analysis
## Batch Quality Control

**Project Name:** NORTH MAIN STREET SITE
**Project Number:** 12814:3
**Lab Number:** L2305237
**Report Date:** 02/24/23

| Parameter | LCS %Recovery | LCSD %Recovery | %Recovery Limits | RPD | RPD Limits |
|---|---|---|---|---|---|
| Total Metals - Mansfield Lab Associated sample(s): 01 Batch: WG1739714-2 SRM Lot Number: D116-540 | | | | | |
| Aluminum, Total | 87 | - | 45-155 | - | |
| Antimony, Total | 183 | - | 2-205 | - | |
| Arsenic, Total | 108 | - | 82-119 | - | |
| Barium, Total | 104 | - | 82-118 | - | |
| Beryllium, Total | 104 | - | 82-118 | - | |
| Cadmium, Total | 102 | - | 82-118 | - | |
| Calcium, Total | 96 | - | 81-119 | - | |
| Chromium, Total | 100 | - | 81-118 | - | |
| Cobalt, Total | 99 | - | 83-117 | - | |
| Copper, Total | 97 | - | 83-117 | - | |
| Iron, Total | 115 | - | 58-142 | - | |
| Lead, Total | 102 | - | 83-117 | - | |
| Magnesium, Total | 94 | - | 75-125 | - | |
| Manganese, Total | 101 | - | 82-118 | - | |
| Nickel, Total | 99 | - | 82-118 | - | |
| Potassium, Total | 91 | - | 68-131 | - | |
| Selenium, Total | 106 | - | 78-122 | - | |
| Silver, Total | 104 | - | 79-121 | - | |
| Sodium, Total | 105 | - | 71-130 | - | |
| Thallium, Total | 103 | - | 80-120 | - | |
| Vanadium, Total | 105 | - | 78-122 | - | |

# Lab Control Sample Analysis
## Batch Quality Control

**Project Name:** NORTH MAIN STREET SITE
**Project Number:** 12814:3

**Lab Number:** L2305237
**Report Date:** 02/24/23

| Parameter | LCS %Recovery | LCSD %Recovery | %Recovery Limits | RPD | RPD Limits |
|---|---|---|---|---|---|
| Total Metals - Mansfield Lab Associated sample(s): 01 Batch: WG1739714-2 SRM Lot Number: D116-540 | | | | | |
| Zinc, Total | 102 | - | 80-120 | - | |
| Total Metals - Mansfield Lab Associated sample(s): 01 Batch: WG1739716-2 SRM Lot Number: D116-540 | | | | | |
| Mercury, Total | 101 | - | 58-142 | - | |

# Matrix Spike Analysis
## Batch Quality Control

**Project Name:** NORTH MAIN STREET SITE
**Project Number:** 12814:3
**Lab Number:** L2305237
**Report Date:** 02/24/23

| Parameter | Native Sample | MS Added | MS Found | MS %Recovery | Qual | MSD Found | MSD %Recovery | Qual | Recovery Limits | RPD | Qual | RPD Limits |
|---|---|---|---|---|---|---|---|---|---|---|---|---|
| Total Metals - Mansfield Lab Associated sample(s): 02 QC Batch ID: WG1739627-3 WG1739627-4 QC Sample: L2305306-03 Client ID: MS Sample | | | | | | | | | | | | |
| Aluminum, Total | 0.186 | 2 | 2.26 | 104 | | 2.30 | 106 | | 75-125 | 2 | | 20 |
| Antimony, Total | 0.00058J | 0.5 | 0.4330 | 87 | | 0.3975 | 80 | | 75-125 | 9 | | 20 |
| Arsenic, Total | 0.00033J | 0.12 | 0.1187 | 99 | | 0.1186 | 99 | | 75-125 | 0 | | 20 |
| Barium, Total | 0.08085 | 2 | 1.969 | 94 | | 2.056 | 99 | | 75-125 | 4 | | 20 |
| Beryllium, Total | ND | 0.05 | 0.05669 | 113 | | 0.05684 | 114 | | 75-125 | 0 | | 20 |
| Cadmium, Total | ND | 0.053 | 0.05195 | 98 | | 0.05334 | 101 | | 75-125 | 3 | | 20 |
| Calcium, Total | 51.9 | 10 | 59.4 | 75 | | 61.3 | 94 | | 75-125 | 3 | | 20 |
| Chromium, Total | 0.00048J | 0.2 | 0.1860 | 93 | | 0.1899 | 95 | | 75-125 | 2 | | 20 |
| Cobalt, Total | 0.00048J | 0.5 | 0.4691 | 94 | | 0.4810 | 96 | | 75-125 | 3 | | 20 |
| Copper, Total | 0.00084J | 0.25 | 0.2354 | 94 | | 0.2420 | 97 | | 75-125 | 3 | | 20 |
| Iron, Total | 0.387 | 1 | 1.24 | 85 | | 1.32 | 93 | | 75-125 | 6 | | 20 |
| Lead, Total | 0.00056J | 0.53 | 0.5313 | 100 | | 0.5404 | 102 | | 75-125 | 2 | | 20 |
| Magnesium, Total | 7.07 | 10 | 17.4 | 103 | | 16.8 | 97 | | 75-125 | 4 | | 20 |
| Manganese, Total | 0.1008 | 0.5 | 0.5804 | 96 | | 0.6085 | 102 | | 75-125 | 5 | | 20 |
| Nickel, Total | 0.00114J | 0.5 | 0.4700 | 94 | | 0.4766 | 95 | | 75-125 | 1 | | 20 |
| Potassium, Total | 5.23 | 10 | 14.8 | 96 | | 16.0 | 108 | | 75-125 | 8 | | 20 |
| Selenium, Total | 0.00177J | 0.12 | 0.121 | 101 | | 0.123 | 102 | | 75-125 | 2 | | 20 |
| Silver, Total | ND | 0.05 | 0.04776 | 96 | | 0.04851 | 97 | | 75-125 | 2 | | 20 |
| Sodium, Total | 126. | 10 | 111 | **0** | Q | 109 | **0** | Q | 75-125 | 2 | | 20 |
| Thallium, Total | 0.00023J | 0.12 | 0.1248 | 104 | | 0.1245 | 104 | | 75-125 | 0 | | 20 |
| Vanadium, Total | ND | 0.5 | 0.4750 | 95 | | 0.4679 | 94 | | 75-125 | 2 | | 20 |

# Matrix Spike Analysis
## Batch Quality Control

**Project Name:** NORTH MAIN STREET SITE
**Project Number:** 12814:3

**Lab Number:** L2305237
**Report Date:** 02/24/23

| Parameter | Native Sample | MS Added | MS Found | MS %Recovery | MSD Found | MSD %Recovery | Recovery Limits | RPD | RPD Limits |
|---|---|---|---|---|---|---|---|---|---|
| Total Metals - Mansfield Lab Associated sample(s): 02 QC Batch ID: WG1739627-3 WG1739627-4 QC Sample: L2305306-03 Client ID: MS Sample | | | | | | | | | |
| Zinc, Total | ND | 0.5 | 0.4678 | 94 | 0.4818 | 96 | 75-125 | 3 | 20 |
| Total Metals - Mansfield Lab Associated sample(s): 02 QC Batch ID: WG1739631-3 WG1739631-4 QC Sample: L2305306-03 Client ID: MS Sample | | | | | | | | | |
| Mercury, Total | ND | 0.005 | 0.00489 | 98 | 0.00488 | 98 | 75-125 | 0 | 20 |

# Matrix Spike Analysis
## Batch Quality Control

**Project Name:** NORTH MAIN STREET SITE
**Project Number:** 12814:3

**Lab Number:** L2305237
**Report Date:** 02/24/23

| Parameter | Native Sample | MS Added | MS Found | MS %Recovery | | MSD Found | MSD %Recovery | Recovery Limits | RPD | RPD Limits |
|---|---|---|---|---|---|---|---|---|---|---|
| Total Metals - Mansfield Lab Associated sample(s): 01 QC Batch ID: WG1739714-3 QC Sample: L2305288-01 Client ID: MS Sample | | | | | | | | | | |
| Aluminum, Total | 8190 | 162 | 9090 | **554** | Q | - | - | 75-125 | - | 20 |
| Antimony, Total | 0.652J | 40.6 | 41.1 | 101 | | - | - | 75-125 | - | 20 |
| Arsenic, Total | 7.47 | 9.75 | 17.2 | 100 | | - | - | 75-125 | - | 20 |
| Barium, Total | 46.2 | 162 | 232 | 114 | | - | - | 75-125 | - | 20 |
| Beryllium, Total | 0.122J | 4.06 | 4.21 | 104 | | - | - | 75-125 | - | 20 |
| Cadmium, Total | ND | 4.3 | 3.93 | 91 | | - | - | 75-125 | - | 20 |
| Calcium, Total | 49600 | 812 | 48300 | **0** | Q | - | - | 75-125 | - | 20 |
| Chromium, Total | 11.7 | 16.2 | 28.9 | 106 | | - | - | 75-125 | - | 20 |
| Cobalt, Total | 11.9 | 40.6 | 50.3 | 94 | | - | - | 75-125 | - | 20 |
| Copper, Total | 45.5 | 20.3 | 68.7 | 114 | | - | - | 75-125 | - | 20 |
| Iron, Total | 17200 | 81.2 | 16400 | **0** | Q | - | - | 75-125 | - | 20 |
| Lead, Total | 8.42 | 43 | 51.5 | 100 | | - | - | 75-125 | - | 20 |
| Magnesium, Total | 22900 | 812 | 23900 | 123 | | - | - | 75-125 | - | 20 |
| Manganese, Total | 502 | 40.6 | 471 | **0** | Q | - | - | 75-125 | - | 20 |
| Nickel, Total | 21.1 | 40.6 | 55.7 | 85 | | - | - | 75-125 | - | 20 |
| Potassium, Total | 618 | 812 | 1570 | 117 | | - | - | 75-125 | - | 20 |
| Selenium, Total | ND | 9.75 | 10.9 | 112 | | - | - | 75-125 | - | 20 |
| Silver, Total | ND | 24.4 | 25.2 | 103 | | - | - | 75-125 | - | 20 |
| Sodium, Total | 94.2J | 812 | 968 | 119 | | - | - | 75-125 | - | 20 |
| Thallium, Total | ND | 9.75 | 9.24 | 95 | | - | - | 75-125 | - | 20 |
| Vanadium, Total | 11.2 | 40.6 | 53.8 | 105 | | - | - | 75-125 | - | 20 |

# Matrix Spike Analysis
## Batch Quality Control

**Project Name:** NORTH MAIN STREET SITE
**Project Number:** 12814:3
**Lab Number:** L2305237
**Report Date:** 02/24/23

| Parameter | Native Sample | MS Added | MS Found | MS %Recovery | MSD Found | MSD %Recovery | Recovery Limits | RPD | RPD Limits |
|---|---|---|---|---|---|---|---|---|---|
| Total Metals - Mansfield Lab Associated sample(s): 01 QC Batch ID: WG1739714-3 QC Sample: L2305288-01 Client ID: MS Sample | | | | | | | | | |
| Zinc, Total | 48.5 | 40.6 | 79.5 | 76 | - | - | 75-125 | - | 20 |
| Total Metals - Mansfield Lab Associated sample(s): 01 QC Batch ID: WG1739716-3 QC Sample: L2305288-01 Client ID: MS Sample | | | | | | | | | |
| Mercury, Total | ND | 1.53 | 1.66 | 109 | - | - | 80-120 | - | 20 |

# Lab Duplicate Analysis

***Batch Quality Control***

**Project Name:** NORTH MAIN STREET SITE

**Project Number:** 12814:3

***Lab Number:*** L2305237

***Report Date:*** 02/24/23

| Parameter | Native Sample | Duplicate Sample | Units | RPD | Qual | RPD Limits |
|---|---|---|---|---|---|---|
| Total Metals - Mansfield Lab Associated sample(s): 01 QC Batch ID: WG1739714-4 QC Sample: L2305288-01 Client ID: DUP Sample | | | | | | |
| Aluminum, Total | 8190 | 5870 | mg/kg | **33** | Q | 20 |
| Antimony, Total | 0.652J | 0.812J | mg/kg | NC | | 20 |
| Arsenic, Total | 7.47 | 7.82 | mg/kg | 5 | | 20 |
| Barium, Total | 46.2 | 50.4 | mg/kg | 9 | | 20 |
| Beryllium, Total | 0.122J | ND | mg/kg | NC | | 20 |
| Cadmium, Total | ND | ND | mg/kg | NC | | 20 |
| Calcium, Total | 49600 | 66900 | mg/kg | **30** | Q | 20 |
| Chromium, Total | 11.7 | 8.61 | mg/kg | **30** | Q | 20 |
| Cobalt, Total | 11.9 | 12.6 | mg/kg | 6 | | 20 |
| Copper, Total | 45.5 | 53.6 | mg/kg | 16 | | 20 |
| Iron, Total | 17200 | 13600 | mg/kg | **23** | Q | 20 |
| Lead, Total | 8.42 | 8.56 | mg/kg | 2 | | 20 |
| Magnesium, Total | 22900 | 24500 | mg/kg | 7 | | 20 |
| Manganese, Total | 502 | 539 | mg/kg | 7 | | 20 |
| Nickel, Total | 21.1 | 15.0 | mg/kg | **34** | Q | 20 |
| Potassium, Total | 618 | 518 | mg/kg | 18 | | 20 |
| Selenium, Total | ND | ND | mg/kg | NC | | 20 |
| Silver, Total | ND | ND | mg/kg | NC | | 20 |
| Sodium, Total | 94.2J | 99.3J | mg/kg | NC | | 20 |

# Lab Duplicate Analysis

***Batch Quality Control***

**Project Name:** NORTH MAIN STREET SITE

**Project Number:** 12814:3

***Lab Number:*** L2305237

***Report Date:*** 02/24/23

| Parameter | Native Sample | Duplicate Sample | Units | RPD | | RPD Limits |
|---|---|---|---|---|---|---|
| Total Metals - Mansfield Lab Associated sample(s): 01 QC Batch ID: WG1739714-4 QC Sample: L2305288-01 Client ID: DUP Sample | | | | | | |
| Thallium, Total | ND | ND | mg/kg | NC | | 20 |
| Vanadium, Total | 11.2 | 10.4 | mg/kg | 7 | | 20 |
| Zinc, Total | 48.5 | 35.8 | mg/kg | **30** | Q | 20 |
| Total Metals - Mansfield Lab Associated sample(s): 01 QC Batch ID: WG1739716-4 QC Sample: L2305288-01 Client ID: DUP Sample | | | | | | |
| Mercury, Total | ND | ND | mg/kg | NC | | 20 |

**Project Name:** NORTH MAIN STREET SITE
**Project Number:** 12814:3

# Lab Serial Dilution Analysis
**Batch Quality Control**

**Lab Number:** L2305237
**Report Date:** 02/24/23

| Parameter | Native Sample | Serial Dilution | Units | % D | Qual | RPD Limits |
|---|---|---|---|---|---|---|
| Total Metals - Mansfield Lab Associated sample(s): 02 QC Batch ID: WG1739627-6 QC Sample: L2305306-03 Client ID: DUP Sample | | | | | | |
| Barium, Total | 0.08085 | 0.08170 | mg/l | 1 | | 20 |
| Calcium, Total | 51.9 | 51.6 | mg/l | 1 | | 20 |
| Magnesium, Total | 7.07 | 7.58 | mg/l | 7 | | 20 |
| Manganese, Total | 0.1008 | 0.1053 | mg/l | 4 | | 20 |
| Potassium, Total | 5.23 | 5.29 | mg/l | 1 | | 20 |
| Sodium, Total | 126. | 102. | mg/l | 19 | | 20 |
| Total Metals - Mansfield Lab Associated sample(s): 01 QC Batch ID: WG1739714-6 QC Sample: L2305288-01 Client ID: DUP Sample | | | | | | |
| Aluminum, Total | 8190 | 8570 | mg/kg | 5 | | 20 |
| Barium, Total | 46.2 | 49.6 | mg/kg | 7 | | 20 |
| Calcium, Total | 49600 | 55400 | mg/kg | 12 | | 20 |
| Copper, Total | 45.5 | 46.7 | mg/kg | 3 | | 20 |
| Iron, Total | 17200 | 19600 | mg/kg | 14 | | 20 |
| Magnesium, Total | 22900 | 25000 | mg/kg | 9 | | 20 |
| Manganese, Total | 502 | 557 | mg/kg | 11 | | 20 |

# INORGANICS
# &
# MISCELLANEOUS

**Project Name:** NORTH MAIN STREET SITE
**Project Number:** 12814:3
**Lab Number:** L2305237
**Report Date:** 02/24/23

## SAMPLE RESULTS

Lab ID: L2305237-01
Client ID: SB-210 (1-1.5)
Sample Location: 128 NORTH MAIN ST. PORT CHESTER NY

Date Collected: 01/31/23 11:00
Date Received: 01/31/23
Field Prep: Not Specified

Sample Depth:
Matrix: Soil

| Parameter | Result | Qualifier | Units | RL | MDL | Dilution Factor | Date Prepared | Date Analyzed | Analytical Method | Analyst |
|---|---|---|---|---|---|---|---|---|---|---|
| General Chemistry - Westborough Lab | | | | | | | | | | |
| Solids, Total | 96.9 | | % | 0.100 | NA | 1 | - | 02/01/23 11:51 | 121,2540G | ROI |
| Cyanide, Total | ND | | mg/kg | 1.0 | 0.22 | 1 | 02/02/23 20:45 | 02/03/23 11:36 | 1,9010C/9012B | JER |

**Project Name:** NORTH MAIN STREET SITE
**Project Number:** 12814:3
**Lab Number:** L2305237
**Report Date:** 02/24/23

## SAMPLE RESULTS

Lab ID: L2305237-02
Client ID: TWP-206
Sample Location: 128 NORTH MAIN ST. PORT CHESTER NY

Date Collected: 01/31/23 10:00
Date Received: 01/31/23
Field Prep: Not Specified

Sample Depth:
Matrix: Water

| Parameter | Result | Qualifier | Units | RL | MDL | Dilution Factor | Date Prepared | Date Analyzed | Analytical Method | Analyst |
|---|---|---|---|---|---|---|---|---|---|---|
| **General Chemistry - Westborough Lab** | | | | | | | | | | |
| Cyanide, Total | ND | | mg/l | 0.005 | 0.001 | 1 | 02/02/23 01:10 | 02/02/23 11:57 | 1,9010C/9012B | JER |

**Project Name:** NORTH MAIN STREET SITE **Lab Number:** L2305237

**Project Number:** 12814:3 **Report Date:** 02/24/23

# Method Blank Analysis
## Batch Quality Control

| Parameter | Result | Qualifier | Units | RL | MDL | Dilution Factor | Date Prepared | Date Analyzed | Analytical Method | Analyst |
|---|---|---|---|---|---|---|---|---|---|---|
| General Chemistry - Westborough Lab for sample(s): 02 Batch: WG1739887-1 | | | | | | | | | | |
| Cyanide, Total | ND | | mg/l | 0.005 | 0.001 | 1 | 02/02/23 01:10 | 02/02/23 11:46 | 1,9010C/9012B | JER |
| General Chemistry - Westborough Lab for sample(s): 01 Batch: WG1740327-1 | | | | | | | | | | |
| Cyanide, Total | ND | | mg/kg | 0.93 | 0.20 | 1 | 02/02/23 20:45 | 02/03/23 11:15 | 1,9010C/9012B | JER |

# Lab Control Sample Analysis
## Batch Quality Control

**Project Name:** NORTH MAIN STREET SITE
**Project Number:** 12814:3
**Lab Number:** L2305237
**Report Date:** 02/24/23

| Parameter | LCS %Recovery | Qual | LCSD %Recovery | Qual | %Recovery Limits | RPD | Qual | RPD Limits |
|---|---|---|---|---|---|---|---|---|
| General Chemistry - Westborough Lab Associated sample(s): 02 Batch: WG1739887-2 WG1739887-3 | | | | | | | | |
| Cyanide, Total | 102 | | 105 | | 85-115 | 3 | | 20 |
| General Chemistry - Westborough Lab Associated sample(s): 01 Batch: WG1740327-2 WG1740327-3 | | | | | | | | |
| Cyanide, Total | **47** | Q | 91 | | 80-120 | **71** | Q | 35 |

# Matrix Spike Analysis
## Batch Quality Control

**Project Name:** NORTH MAIN STREET SITE
**Project Number:** 12814:3
**Lab Number:** L2305237
**Report Date:** 02/24/23

| Parameter | Native Sample | MS Added | MS Found | MS %Recovery | Qual | MSD Found | MSD %Recovery | Qual | Recovery Limits | RPD | Qual | RPD Limits |
|---|---|---|---|---|---|---|---|---|---|---|---|---|
| General Chemistry - Westborough Lab Associated sample(s): 02 QC Batch ID: WG1739887-4 WG1739887-5 QC Sample: L2305306-01 Client ID: MS Sample | | | | | | | | | | | | |
| Cyanide, Total | ND | 0.2 | 0.199 | 100 | | 0.175 | 88 | | 80-120 | 13 | | 20 |
| General Chemistry - Westborough Lab Associated sample(s): 01 QC Batch ID: WG1740327-4 WG1740327-5 QC Sample: L2305237-01 Client ID: SB-210 (1-1.5) | | | | | | | | | | | | |
| Cyanide, Total | ND | 10 | 9.6 | 95 | | 10 | 99 | | 75-125 | 4 | | 35 |

# Lab Duplicate Analysis

***Batch Quality Control***

**Project Name:** NORTH MAIN STREET SITE

**Project Number:** 12814:3

***Lab Number:*** L2305237

***Report Date:*** 02/24/23

| Parameter | Native Sample | Duplicate Sample | Units | RPD | Qual | RPD Limits |
|---|---|---|---|---|---|---|
| General Chemistry - Westborough Lab Associated sample(s): 01 QC Batch ID: WG1739553-1 QC Sample: L2305251-01 Client ID: DUP Sample | | | | | | |
| Solids, Total | 94.9 | 95.3 | % | 0 | | 20 |

**Project Name:** NORTH MAIN STREET SITE
**Project Number:** 12814:3

**Lab Number:** L2305237
**Report Date:** 02/24/23

## Sample Receipt and Container Information

Were project specific reporting limits specified? YES

### Cooler Information

| Cooler | Custody Seal |
|---|---|
| A | Absent |

### Container Information

| Container ID | Container Type | Cooler | Initial pH | Final pH | Temp deg C | Pres | Seal | Frozen Date/Time | Analysis(*) |
|---|---|---|---|---|---|---|---|---|---|
| L2305237-01A | 5 gram Encore Sampler | A | NA | | 3.4 | Y | Absent | | NYTCL-8260HLW(14) |
| L2305237-01B | 5 gram Encore Sampler | A | NA | | 3.4 | Y | Absent | | NYTCL-8260HLW(14) |
| L2305237-01C | 5 gram Encore Sampler | A | NA | | 3.4 | Y | Absent | | NYTCL-8260HLW(14) |
| L2305237-01D | Metals Only-Glass 60mL/2oz unpreserved | A | NA | | 3.4 | Y | Absent | | BE-TI(180),BA-TI(180),AS-TI(180),AG-TI(180),AL-TI(180),CR-TI(180),NI-TI(180),TL-TI(180),CU-TI(180),SE-TI(180),ZN-TI(180),SB-TI(180),PB-TI(180),CO-TI(180),V-TI(180),MG-TI(180),MN-TI(180),FE-TI(180),HG-T(28),K-TI(180),CA-TI(180),NA-TI(180),CD-TI(180) |
| L2305237-01E | Plastic 2oz unpreserved for TS | A | NA | | 3.4 | Y | Absent | | TS(7) |
| L2305237-01F | Glass 250ml/8oz unpreserved | A | NA | | 3.4 | Y | Absent | | NYTCL-8270(14),TCN-9010(14),NYTCL-8081(14),NYTCL-8082(365) |
| L2305237-01X | Vial MeOH preserved split | A | NA | | 3.4 | Y | Absent | | NYTCL-8260HLW(14) |
| L2305237-01Y | Vial Water preserved split | A | NA | | 3.4 | Y | Absent | 01-FEB-23 12:07 | NYTCL-8260HLW(14) |
| L2305237-01Z | Vial Water preserved split | A | NA | | 3.4 | Y | Absent | 01-FEB-23 12:07 | NYTCL-8260HLW(14) |
| L2305237-02A | Vial HCl preserved | A | NA | | 3.4 | Y | Absent | | NYTCL-8260(14) |
| L2305237-02B | Vial HCl preserved | A | NA | | 3.4 | Y | Absent | | NYTCL-8260(14) |
| L2305237-02C | Vial HCl preserved | A | NA | | 3.4 | Y | Absent | | NYTCL-8260(14) |
| L2305237-02D | Amber 120ml unpreserved | A | 7 | 7 | 3.4 | Y | Absent | | NYTCL-8081(7) |
| L2305237-02E | Amber 120ml unpreserved | A | 7 | 7 | 3.4 | Y | Absent | | NYTCL-8081(7) |
| L2305237-02F | Amber 120ml unpreserved | A | 7 | 7 | 3.4 | Y | Absent | | NYTCL-8082-LVI(365) |
| L2305237-02G | Amber 120ml unpreserved | A | 7 | 7 | 3.4 | Y | Absent | | NYTCL-8082-LVI(365) |
| L2305237-02H | Plastic 250ml NaOH preserved | A | >12 | >12 | 3.4 | Y | Absent | | TCN-9010(14) |
| L2305237-02I | Amber 250ml unpreserved | A | 7 | 7 | 3.4 | Y | Absent | | NYTCL-8270-SIM-LVI(7),NYTCL-8270-LVI(7) |
| L2305237-02J | Amber 250ml unpreserved | A | 7 | 7 | 3.4 | Y | Absent | | NYTCL-8270-SIM-LVI(7),NYTCL-8270-LVI(7) |
| L2305237-02K | Amber 250ml unpreserved | A | 7 | 7 | 3.4 | Y | Absent | | A2-1,4-DIOXANE-SIM(7) |

*Values in parentheses indicate holding time in days

**Project Name:** NORTH MAIN STREET SITE
**Project Number:** 12814:3

**Lab Number:** L2305237
**Report Date:** 02/24/23

### Container Information

| Container ID | Container Type | Cooler | Initial pH | Final pH | Temp deg C | Pres | Seal | Frozen Date/Time | Analysis(*) |
|---|---|---|---|---|---|---|---|---|---|
| L2305237-02L | Amber 250ml unpreserved | A | 7 | 7 | 3.4 | Y | Absent | | A2-1,4-DIOXANE-SIM(7) |
| L2305237-02M | Plastic 250ml HNO3 preserved | A | <2 | <2 | 3.4 | Y | Absent | | BA-6020T(180),FE-6020T(180),TL-6020T(180),SE-6020T(180),NI-6020T(180),CR-6020T(180),CA-6020T(180),K-6020T(180),ZN-6020T(180),CU-6020T(180),NA-6020T(180),PB-6020T(180),MN-6020T(180),BE-6020T(180),V-6020T(180),AS-6020T(180),SB-6020T(180),CD-6020T(180),MG-6020T(180),AL-6020T(180),HG-T(28),AG-6020T(180),CO-6020T(180) |
| L2305237-02N | Plastic 500ml unpreserved | A | NA | | 3.4 | Y | Absent | | A2-NY-1633-DRAFT-21(28) |
| L2305237-02O | Plastic 500ml unpreserved | A | NA | | 3.4 | Y | Absent | | A2-NY-1633-DRAFT-21(28) |
| L2305237-02P | Plastic 500ml unpreserved | A | NA | | 3.4 | Y | Absent | | A2-NY-1633-DRAFT-21(28) |
| L2305237-03A | Vial HCl preserved | A | NA | | 3.4 | Y | Absent | | NYTCL-8260(14) |



*Values in parentheses indicate holding time in days

**Project Name:** NORTH MAIN STREET SITE
**Project Number:** 12814:3

**Lab Number:** L2305237
**Report Date:** 02/24/23

## PFAS PARAMETER SUMMARY

| Parameter | Acronym | CAS Number |
|---|---|---|
| PERFLUOROALKYL CARBOXYLIC ACIDS (PFCAs) | | |
| Perfluorooctadecanoic Acid | PFODA | 16517-11-6 |
| Perfluorohexadecanoic Acid | PFHxDA | 67905-19-5 |
| Perfluorotetradecanoic Acid | PFTA/PFTeDA | 376-06-7 |
| Perfluorotridecanoic Acid | PFTrDA | 72629-94-8 |
| Perfluorododecanoic Acid | PFDoA | 307-55-1 |
| Perfluoroundecanoic Acid | PFUnA | 2058-94-8 |
| Perfluorodecanoic Acid | PFDA | 335-76-2 |
| Perfluorononanoic Acid | PFNA | 375-95-1 |
| Perfluorooctanoic Acid | PFOA | 335-67-1 |
| Perfluoroheptanoic Acid | PFHpA | 375-85-9 |
| Perfluorohexanoic Acid | PFHxA | 307-24-4 |
| Perfluoropentanoic Acid | PFPeA | 2706-90-3 |
| Perfluorobutanoic Acid | PFBA | 375-22-4 |
| PERFLUOROALKYL SULFONIC ACIDS (PFSAs) | | |
| Perfluorododecanesulfonic Acid | PFDoDS/PFDoS | 79780-39-5 |
| Perfluorodecanesulfonic Acid | PFDS | 335-77-3 |
| Perfluorononanesulfonic Acid | PFNS | 68259-12-1 |
| Perfluorooctanesulfonic Acid | PFOS | 1763-23-1 |
| Perfluoroheptanesulfonic Acid | PFHpS | 375-92-8 |
| Perfluorohexanesulfonic Acid | PFHxS | 355-46-4 |
| Perfluoropentanesulfonic Acid | PFPeS | 2706-91-4 |
| Perfluorobutanesulfonic Acid | PFBS | 375-73-5 |
| Perfluoropropanesulfonic Acid | PFPrS | 423-41-6 |
| FLUOROTELOMERS | | |
| 1H,1H,2H,2H-Perfluorododecanesulfonic Acid | 10:2FTS | 120226-60-0 |
| 1H,1H,2H,2H-Perfluorodecanesulfonic Acid | 8:2FTS | 39108-34-4 |
| 1H,1H,2H,2H-Perfluorooctanesulfonic Acid | 6:2FTS | 27619-97-2 |
| 1H,1H,2H,2H-Perfluorohexanesulfonic Acid | 4:2FTS | 757124-72-4 |
| PERFLUOROALKANE SULFONAMIDES (FASAs) | | |
| Perfluorooctanesulfonamide | FOSA/PFOSA | 754-91-6 |
| N-Ethyl Perfluorooctane Sulfonamide | NEtFOSA | 4151-50-2 |
| N-Methyl Perfluorooctane Sulfonamide | NMeFOSA | 31506-32-8 |
| PERFLUOROALKANE SULFONYL SUBSTANCES | | |
| N-Ethyl Perfluorooctanesulfonamido Ethanol | NEtFOSE | 1691-99-2 |
| N-Methyl Perfluorooctanesulfonamido Ethanol | NMeFOSE | 24448-09-7 |
| N-Ethyl Perfluorooctanesulfonamidoacetic Acid | NEtFOSAA | 2991-50-6 |
| N-Methyl Perfluorooctanesulfonamidoacetic Acid | NMeFOSAA | 2355-31-9 |
| PER- and POLYFLUOROALKYL ETHER CARBOXYLIC ACIDS | | |
| 2,3,3,3-Tetrafluoro-2-[1,1,2,2,3,3,3-Heptafluoropropoxy]-Propanoic Acid | HFPO-DA | 13252-13-6 |
| 4,8-Dioxa-3h-Perfluorononanoic Acid | ADONA | 919005-14-4 |
| CHLORO-PERFLUOROALKYL SULFONIC ACIDS | | |
| 11-Chloroeicosafluoro-3-Oxaundecane-1-Sulfonic Acid | 11Cl-PF3OUdS | 763051-92-9 |
| 9-Chlorohexadecafluoro-3-Oxanone-1-Sulfonic Acid | 9Cl-PF3ONS | 756426-58-1 |
| PERFLUOROETHER SULFONIC ACIDS (PFESAs) | | |
| Perfluoro(2-Ethoxyethane)Sulfonic Acid | PFEESA | 113507-82-7 |
| PERFLUOROETHER/POLYETHER CARBOXYLIC ACIDS (PFPCAs) | | |
| Perfluoro-3-Methoxypropanoic Acid | PFMPA | 377-73-1 |
| Perfluoro-4-Methoxybutanoic Acid | PFMBA | 863090-89-5 |
| Nonafluoro-3,6-Dioxaheptanoic Acid | NFDHA | 151772-58-6 |

**Project Name:** NORTH MAIN STREET SITE
**Project Number:** 12814:3

**Lab Number:** L2305237
**Report Date:** 02/24/23

## PFAS PARAMETER SUMMARY

| Parameter | Acronym | CAS Number |
|---|---|---|
| FLUOROTELOMER CARBOXYLIC ACIDS (FTCAs) | | |
| 3-Perfluoroheptyl Propanoic Acid | 7:3FTCA | 812-70-4 |
| 2H,2H,3H,3H-Perfluorooctanoic Acid | 5:3FTCA | 914637-49-3 |
| 3-Perfluoropropyl Propanoic Acid | 3:3FTCA | 356-02-5 |

| | | | |
|---|---|---|---|
| **Project Name:** | NORTH MAIN STREET SITE | **Lab Number:** | L2305237 |
| **Project Number:** | 12814:3 | **Report Date:** | 02/24/23 |

## GLOSSARY

***Acronyms***

| | |
|---|---|
| DL | - Detection Limit: This value represents the level to which target analyte concentrations are reported as estimated values, when those target analyte concentrations are quantified below the limit of quantitation (LOQ). The DL includes any adjustments from dilutions, concentrations or moisture content, where applicable. (DoD report formats only.) |
| EDL | - Estimated Detection Limit: This value represents the level to which target analyte concentrations are reported as estimated values, when those target analyte concentrations are quantified below the reporting limit (RL). The EDL includes any adjustments from dilutions, concentrations or moisture content, where applicable. The use of EDLs is specific to the analysis of PAHs using Solid-Phase Microextraction (SPME). |
| EMPC | - Estimated Maximum Possible Concentration: The concentration that results from the signal present at the retention time of an analyte when the ions meet all of the identification criteria except the ion abundance ratio criteria. An EMPC is a worst-case estimate of the concentration. |
| EPA | - Environmental Protection Agency. |
| LCS | - Laboratory Control Sample: A sample matrix, free from the analytes of interest, spiked with verified known amounts of analytes or a material containing known and verified amounts of analytes. |
| LCSD | - Laboratory Control Sample Duplicate: Refer to LCS. |
| LFB | - Laboratory Fortified Blank: A sample matrix, free from the analytes of interest, spiked with verified known amounts of analytes or a material containing known and verified amounts of analytes. |
| LOD | - Limit of Detection: This value represents the level to which a target analyte can reliably be detected for a specific analyte in a specific matrix by a specific method. The LOD includes any adjustments from dilutions, concentrations or moisture content, where applicable. (DoD report formats only.) |
| LOQ | - Limit of Quantitation: The value at which an instrument can accurately measure an analyte at a specific concentration. The LOQ includes any adjustments from dilutions, concentrations or moisture content, where applicable. (DoD report formats only.)<br><br>Limit of Quantitation: The value at which an instrument can accurately measure an analyte at a specific concentration. The LOQ includes any adjustments from dilutions, concentrations or moisture content, where applicable. (DoD report formats only.) |
| MDL | - Method Detection Limit: This value represents the level to which target analyte concentrations are reported as estimated values, when those target analyte concentrations are quantified below the reporting limit (RL). The MDL includes any adjustments from dilutions, concentrations or moisture content, where applicable. |
| MS | - Matrix Spike Sample: A sample prepared by adding a known mass of target analyte to a specified amount of matrix sample for which an independent estimate of target analyte concentration is available. For Method 332.0, the spike recovery is calculated using the native concentration, including estimated values. |
| MSD | - Matrix Spike Sample Duplicate: Refer to MS. |
| NA | - Not Applicable. |
| NC | - Not Calculated: Term is utilized when one or more of the results utilized in the calculation are non-detect at the parameter's reporting unit. |
| NDPA/DPA | - N-Nitrosodiphenylamine/Diphenylamine. |
| NI | - Not Ignitable. |
| NP | - Non-Plastic: Term is utilized for the analysis of Atterberg Limits in soil. |
| NR | - No Results: Term is utilized when 'No Target Compounds Requested' is reported for the analysis of Volatile or Semivolatile Organic TIC only requests. |
| RL | - Reporting Limit: The value at which an instrument can accurately measure an analyte at a specific concentration. The RL includes any adjustments from dilutions, concentrations or moisture content, where applicable. |
| RPD | - Relative Percent Difference: The results from matrix and/or matrix spike duplicates are primarily designed to assess the precision of analytical results in a given matrix and are expressed as relative percent difference (RPD). Values which are less than five times the reporting limit for any individual parameter are evaluated by utilizing the absolute difference between the values; although the RPD value will be provided in the report. |
| SRM | - Standard Reference Material: A reference sample of a known or certified value that is of the same or similar matrix as the associated field samples. |
| STLP | - Semi-dynamic Tank Leaching Procedure per EPA Method 1315. |
| TEF | - Toxic Equivalency Factors: The values assigned to each dioxin and furan to evaluate their toxicity relative to 2,3,7,8-TCDD. |
| TEQ | - Toxic Equivalent: The measure of a sample's toxicity derived by multiplying each dioxin and furan by its corresponding TEF and then summing the resulting values. |
| TIC | - Tentatively Identified Compound: A compound that has been identified to be present and is not part of the target compound list (TCL) for the method and/or program. All TICs are qualitatively identified and reported as estimated concentrations. |

*Report Format: DU Report with 'J' Qualifiers*

| | | | |
|---|---|---|---|
| **Project Name:** | NORTH MAIN STREET SITE | **Lab Number:** | L2305237 |
| **Project Number:** | 12814:3 | **Report Date:** | 02/24/23 |

***Footnotes***

1 - The reference for this analyte should be considered modified since this analyte is absent from the target analyte list of the original method.

***Terms***

Analytical Method: Both the document from which the method originates and the analytical reference method. (Example: EPA 8260B is shown as 1,8260B.) The codes for the reference method documents are provided in the References section of the Addendum.

Chlordane: The target compound Chlordane (CAS No. 57-74-9) is reported for GC ECD analyses. Per EPA,this compound "refers to a mixture of chlordane isomers, other chlorinated hydrocarbons and numerous other components." (Reference: USEPA Toxicological Review of Chlordane, In Support of Summary Information on the Integrated Risk Information System (IRIS), December 1997.)

Difference: With respect to Total Oxidizable Precursor (TOP) Assay analysis, the difference is defined as the Post-Treatment value minus the Pre-Treatment value.

Final pH: As it pertains to Sample Receipt & Container Information section of the report, Final pH reflects pH of container determined after adjustment at the laboratory, if applicable. If no adjustment required, value reflects Initial pH.

Frozen Date/Time: With respect to Volatile Organics in soil, Frozen Date/Time reflects the date/time at which associated Reagent Water-preserved vials were initially frozen. Note: If frozen date/time is beyond 48 hours from sample collection, value will be reflected in 'bold'.

Gasoline Range Organics (GRO): Gasoline Range Organics (GRO) results include all chromatographic peaks eluting from Methyl tert butyl ether through Naphthalene, with the exception of GRO analysis in support of State of Ohio programs, which includes all chromatographic peaks eluting from Hexane through Dodecane.

Initial pH: As it pertains to Sample Receipt & Container Information section of the report, Initial pH reflects pH of container determined upon receipt, if applicable.

PAH Total: With respect to Alkylated PAH analyses, the 'PAHs, Total' result is defined as the summation of results for all or a subset of the following compounds: Naphthalene, C1-C4 Naphthalenes, 2-Methylnaphthalene, 1-Methylnaphthalene, Biphenyl, Acenaphthylene, Acenaphthene, Fluorene, C1-C3 Fluorenes, Phenanthrene, C1-C4 Phenanthrenes/Anthracenes, Anthracene, Fluoranthene, Pyrene, C1-C4 Fluoranthenes/Pyrenes, Benz(a)anthracene, Chrysene, C1-C4 Chrysenes, Benzo(b)fluoranthene, Benzo(j)+(k)fluoranthene, Benzo(e)pyrene, Benzo(a)pyrene, Perylene, Indeno(1,2,3-cd)pyrene, Dibenz(ah)+(ac)anthracene, Benzo(g,h,i)perylene. If a 'Total' result is requested, the results of its individual components will also be reported.

PFAS Total: With respect to PFAS analyses, the 'PFAS, Total (5)' result is defined as the summation of results for: PFHpA, PFHxS, PFOA, PFNA and PFOS. In addition, the 'PFAS, Total (6)' result is defined as the summation of results for: PFHpA, PFHxS, PFOA, PFNA, PFDA and PFOS. For MassDEP DW compliance analysis only, the 'PFAS, Total (6)' result is defined as the summation of results at or above the RL. Note: If a 'Total' result is requested, the results of its individual components will also be reported.

Total: With respect to Organic analyses, a 'Total' result is defined as the summation of results for individual isomers or Aroclors. If a 'Total' result is requested, the results of its individual components will also be reported. This is applicable to 'Total' results for methods 8260, 8081 and 8082.

***Data Qualifiers***

**A** - Spectra identified as "Aldol Condensates" are byproducts of the extraction/concentration procedures when acetone is introduced in the process.

**B** - The analyte was detected above the reporting limit in the associated method blank. Flag only applies to associated field samples that have detectable concentrations of the analyte at less than ten times (10x) the concentration found in the blank. For MCP-related projects, flag only applies to associated field samples that have detectable concentrations of the analyte at less than ten times (10x) the concentration found in the blank. For DOD-related projects, flag only applies to associated field samples that have detectable concentrations of the analyte at less than ten times (10x) the concentration found in the blank AND the analyte was detected above one-half the reporting limit (or above the reporting limit for common lab contaminants) in the associated method blank. For NJ-Air-related projects, flag only applies to associated field samples that have detectable concentrations of the analyte above the reporting limit. For NJ-related projects (excluding Air), flag only applies to associated field samples that have detectable concentrations of the analyte, which was detected above the reporting limit in the associated method blank or above five times the reporting limit for common lab contaminants (Phthalates, Acetone, Methylene Chloride, 2-Butanone).

**C** - Co-elution: The target analyte co-elutes with a known lab standard (i.e. surrogate, internal standards, etc.) for co-extracted analyses.

**D** - Concentration of analyte was quantified from diluted analysis. Flag only applies to field samples that have detectable concentrations of the analyte.

**E** - Concentration of analyte exceeds the range of the calibration curve and/or linear range of the instrument.

**F** - The ratio of quantifier ion response to qualifier ion response falls outside of the laboratory criteria. Results are considered to be an estimated maximum concentration.

**G** - The concentration may be biased high due to matrix interferences (i.e, co-elution) with non-target compound(s). The result should be considered estimated.

**H** - The analysis of pH was performed beyond the regulatory-required holding time of 15 minutes from the time of sample collection.

**I** - The lower value for the two columns has been reported due to obvious interference.

**J** - Estimated value. The Target analyte concentration is below the quantitation limit (RL), but above the Method Detection Limit (MDL) or Estimated Detection Limit (EDL) for SPME-related analyses. This represents an estimated concentration for Tentatively

*Report Format: DU Report with 'J' Qualifiers*

| | | | |
|---|---|---|---|
| **Project Name:** | NORTH MAIN STREET SITE | **Lab Number:** | L2305237 |
| **Project Number:** | 12814:3 | **Report Date:** | 02/24/23 |

***Data Qualifiers***

Identified Compounds (TICs).

**M** - Reporting Limit (RL) exceeds the MCP CAM Reporting Limit for this analyte.

**ND** - Not detected at the method detection limit (MDL) for the sample, or estimated detection limit (EDL) for SPME-related analyses.

**NJ** - Presumptive evidence of compound. This represents an estimated concentration for Tentatively Identified Compounds (TICs), where the identification is based on a mass spectral library search.

**P** - The RPD between the results for the two columns exceeds the method-specified criteria.

**Q** - The quality control sample exceeds the associated acceptance criteria. For DOD-related projects, LCS and/or Continuing Calibration Standard exceedences are also qualified on all associated sample results. Note: This flag is not applicable for matrix spike recoveries when the sample concentration is greater than 4x the spike added or for batch duplicate RPD when the sample concentrations are less than 5x the RL. (Metals only.)

**R** - Analytical results are from sample re-analysis.

**RE** - Analytical results are from sample re-extraction.

**S** - Analytical results are from modified screening analysis.

**V** - The surrogate associated with this target analyte has a recovery outside the QC acceptance limits. (Applicable to MassDEP DW Compliance samples only.)

**Z** - The batch matrix spike and/or duplicate associated with this target analyte has a recovery/RPD outside the QC acceptance limits. (Applicable to MassDEP DW Compliance samples only.)

| | | | |
|---|---|---|---|
| **Project Name:** | NORTH MAIN STREET SITE | **Lab Number:** | L2305237 |
| **Project Number:** | 12814:3 | **Report Date:** | 02/24/23 |

## REFERENCES


1 Test Methods for Evaluating Solid Waste: Physical/Chemical Methods. EPA SW-846. Third Edition. Updates I - VI, 2018.

121 Standard Methods for the Examination of Water and Wastewater. APHA-AWWA-WEF. Standard Methods Online.

144 Analysis of Per- and Polyfluoroalkyl Substances (PFAS) in Aqueous, Solid, Biosolids, and Tissue Samples by LC-MS/MS. Draft EPA Method 1633, EPA Document 821-D-22-001, June 2022.


## LIMITATION OF LIABILITIES

Alpha Analytical performs services with reasonable care and diligence normal to the analytical testing laboratory industry. In the event of an error, the sole and exclusive responsibility of Alpha Analytical shall be to re-perform the work at it's own expense. In no event shall Alpha Analytical be held liable for any incidental, consequential or special damages, including but not limited to, damages in any way connected with the use of, interpretation of, information or analysis provided by Alpha Analytical.

We strongly urge our clients to comply with EPA protocol regarding sample volume, preservation, cooling, containers, sampling procedures, holding time and splitting of samples in the field.

# Certification Information

**The following analytes are not included in our Primary NELAP Scope of Accreditation:**

**Westborough Facility**
**EPA 624/624.1:** m/p-xylene, o-xylene, Naphthalene
**EPA 625/625.1:** alpha-Terpineol
**EPA 8260C/8260D:** NPW: 1,2,4,5-Tetramethylbenzene; 4-Ethyltoluene, Azobenzene; SCM: Iodomethane (methyl iodide), 1,2,4,5-Tetramethylbenzene; 4-Ethyltoluene.
**EPA 8270D/8270E:** NPW: Dimethylnaphthalene,1,4-Diphenylhydrazine, alpha-Terpineol; SCM: Dimethylnaphthalene,1,4-Diphenylhydrazine.
**SM4500**: NPW: Amenable Cyanide; SCM: Total Phosphorus, TKN, NO2, NO3.

**Mansfield Facility**
**SM 2540D:** TSS
**EPA 8082A:** NPW: PCB: 1, 5, 31, 87,101, 110, 141, 151, 153, 180, 183, 187.
**EPA TO-15:** Halothane, 2,4,4-Trimethyl-2-pentene, 2,4,4-Trimethyl-1-pentene, Thiophene, 2-Methylthiophene, 3-Methylthiophene, 2-Ethylthiophene, 1,2,3-Trimethylbenzene, Indan, Indene, 1,2,4,5-Tetramethylbenzene, Benzothiophene, 1-Methylnaphthalene.
**Biological Tissue Matrix:** EPA 3050B

**The following analytes are included in our Massachusetts DEP Scope of Accreditation**

**Westborough Facility:**

***Drinking Water***
**EPA 300.0**: Chloride, Nitrate-N, Fluoride, Sulfate; **EPA 353.2**: Nitrate-N, Nitrite-N; **SM4500NO3-F**: Nitrate-N, Nitrite-N; **SM4500F-C, SM4500CN-CE, EPA 180.1, SM2130B, SM4500Cl-D, SM2320B, SM2540C, SM4500H-B, SM4500NO2-B**
**EPA 332**: Perchlorate; **EPA 524.2:** THMs and VOCs; **EPA 504.1:** EDB, DBCP.
**Microbiology**: **SM9215B; SM9223-P/A, SM9223B-Colilert-QT,SM9222D**.

***Non-Potable Water***
**SM4500H,B, EPA 120.1, SM2510B, SM2540C, SM2320B, SM4500CL-E, SM4500F-BC, SM4500NH3-BH:** Ammonia-N and Kjeldahl-N, **EPA 350.1**: Ammonia-N, **LACHAT 10-107-06-1-B**: Ammonia-N, **EPA 351.1, SM4500NO3-F, EPA 353.2**: Nitrate-N, **SM4500P-E, SM4500P-B, E, SM4500SO4-E, SM5220D, EPA 410.4, SM5210B, SM5310C, SM4500CL-D, EPA 1664, EPA 420.1, SM4500-CN-CE, SM2540D, EPA 300: Chloride, Sulfate, Nitrate.**
**EPA 624.1**: Volatile Halocarbons & Aromatics,
**EPA 608.3**: Chlordane, Toxaphene, Aldrin, alpha-BHC, beta-BHC, gamma-BHC, delta-BHC, Dieldrin, DDD, DDE, DDT, Endosulfan I, Endosulfan II, Endosulfan sulfate, Endrin, Endrin Aldehyde, Heptachlor, Heptachlor Epoxide, PCBs
**EPA 625.1**: SVOC (Acid/Base/Neutral Extractables), **EPA 600/4-81-045**: PCB-Oil.
**Microbiology**: **SM9223B-Colilert-QT; Enterolert-QT, SM9221E, EPA 1600, EPA 1603, SM9222D.**

**Mansfield Facility:**

***Drinking Water***
**EPA 200.7:** Al, Ba, Cd, Cr, Cu, Fe, Mn, Ni, Na, Ag, Ca, Zn. **EPA 200.8:** Al, Sb, As, Ba, Be, Cd, Cr, Cu, Pb, Mn, Ni, Se, Ag, TL, Zn. **EPA 245.1** Hg.
**EPA 522, EPA 537.1.**

***Non-Potable Water***
**EPA 200.7:** Al, Sb, As, Be, Cd, Ca, Cr, Co, Cu, Fe, Pb, Mg, Mn, Mo, Ni, K, Se, Ag, Na, Sr, TL, Ti, V, Zn.
**EPA 200.8:** Al, Sb, As, Be, Cd, Cr, Cu, Fe, Pb, Mn, Ni, K, Se, Ag, Na, TL, Zn.
**EPA 245.1** Hg.
**SM2340B**

For a complete listing of analytes and methods, please contact your Alpha Project Manager.

ALPHA ANALYTICAL

Westborough, MA 01581
8 Walkup Dr.
TEL: 508-898-9220
FAX: 508-898-9193

Mansfield, MA 02048
320 Forbes Blvd
TEL: 508-822-9300
FAX: 508-822-3288

# NEW YORK CHAIN OF CUSTODY

**Service Centers**
Mahwah, NJ 07430: 35 Whitney Rd, Suite 5
Albany, NY 12205: 14 Walker Way
Tonawanda, NY 14150: 275 Cooper Ave, Suite 105

Page 1 of 1

Date Rec'd in Lab: 1/31/23

ALPHA Job #: L2305237

**Client Information**
Client: SESI
Address: 954 US46 Ste 300 Parsippany Troy Hills NJ
Phone: 973 808 9050
Fax:
Email: Monica.Norton@sesi.org

**Project Information**
Project Name: North Main St Site
Project Location: 175 North Main St Port Chester
Project #: 12814.3
(Use Project name as Project #) ☐
Project Manager: Monica Norton
ALPHAQuote #:

**Turn-Around Time**
Standard ☑ Due Date:
Rush (only if pre approved) ☐ # of Days:

**Deliverables**
☐ ASP-A ☑ ASP-B
☐ EQuIS (1 File) ☐ EQuIS (4 File)
☐ Other ☑ SESI EQuIS

**Billing Information**
☑ Same as Client Info
PO # 12814.3

**Regulatory Requirement**
☐ NY TOGS ☐ NY Part 375
☐ AWQ Standards ☐ NY CP-51
☐ NY Restricted Use ☐ Other
☐ NY Unrestricted Use ☑ DEC SCO
☐ NYC Sewer Discharge ☑ AWQS

**Disposal Site Information**
Please identify below location of applicable disposal facilities.
Disposal Facility:
☐ NJ ☐ NY
☐ Other:

These samples have been previously analyzed by Alpha ☐

**Other project specific requirements/comments:**

**Please specify Metals or TAL.**

**Sample Filtration**
☐ Done
☐ Lab to do
*Preservation*
☐ Lab to do
*(Please Specify below)*

| ALPHA Lab ID (Lab Use Only) | Sample ID | Collection Date | Collection Time | Sample Matrix | Sampler's Initials | TCL+30/TAL | PFAS (1633) | 1,4-Dioxane | VOCs Only | | | | | Sample Specific Comments | Total Bottle |
|---|---|---|---|---|---|---|---|---|---|---|---|---|---|---|---|
| 05237 01 | SB-210 (1-1.5) | 1/31 | 11:00 | S | CB | ✓ | | | | | | | | | |
| 02 | TWP-206 | 1/31 | 10:00 | GW | CB | ✓ | ✓ | ✓ | | | | | | | |
| 03 | TB-20230131 | 1/31 | 13:00 | - | CB | | | | ✓ | | | | | | |
| | | | | | | | | | | | | | | | |
| | | | | | | | | | | | | | | | |
| | | | | | | | | | | | | | | | |
| | | | | | | | | | | | | | | | |
| | | | | | | | | | | | | | | | |
| | | | | | | | | | | | | | | | |
| | | | | | | | | | | | | | | | |
| | | | | | | | | | | | | | | | |
| Container Type | | | | | | G | P | G | | | | | | | |
| Preservative | | | | | | | | | | | | | | | |

Preservative Code:
A = None
B = HCl
C = $HNO_3$
D = $H_2SO_4$
E = NaOH
F = MeOH
G = $NaHSO_4$
H = $Na_2S_2O_3$
K/E = Zn Ac/NaOH
O = Other

Container Code
P = Plastic
A = Amber Glass
V = Vial
G = Glass
B = Bacteria Cup
C = Cube
O = Other
E = Encore
D = BOD Bottle

Westboro: Certification No: MA935
Mansfield: Certification No: MA015

| Relinquished By: | Date/Time | Received By: | Date/Time |
|---|---|---|---|
| | 1/31 | CBAR (AAL) | 1/31/23 1345 |
| CBAR (AAL) | 1/31/23 1835 | | 1/31/23 |
| | 1/31/23 2130 | | 1/31/23 2115 |
| | 1/31/23 2315 | Mohammad | 1/31/23 2130 |

Please print clearly, legibly and completely. Samples can not be logged in and turnaround time clock will not start until any ambiguities are resolved. BY EXECUTING THIS COC, THE CLIENT HAS READ AND AGREES TO BE BOUND BY ALPHA'S TERMS & CONDITIONS. (See reverse side.)

Form No: 01-25 HC (rev. 30-Sept-2013)

# ANALYTICAL REPORT

| | |
|---|---|
| Lab Number: | L2305242 |
| Client: | Soils Engineering Services, Inc.<br>959 Route 46E<br>Parsippany, NJ 07054 |
| ATTN: | Monica Norton |
| Phone: | (973) 808-9050 |
| Project Name: | NORTH MAIN ST SITE |
| Project Number: | 12814:3 |
| Report Date: | 02/06/23 |



Certifications & Approvals: MA (M-MA030), NH NELAP (2062), CT (PH-0141), DoD (L2474), FL (E87814), IL (200081), LA (85084), ME (MA00030), MD (350), NJ (MA015), NY (11627), NC (685), OH (CL106), PA (68-02089), RI (LAO00299), TX (T104704419), VT (VT-0015), VA (460194), WA (C954), US Army Corps of Engineers, USDA (Permit #P330-17-00150), USFWS (Permit #206964).

320 Forbes Boulevard, Mansfield, MA 02048-1806
508-822-9300 (Fax) 508-822-3288 800-624-9220 - www.alphalab.com

**Project Name:** NORTH MAIN ST SITE
**Project Number:** 12814:3

**Lab Number:** L2305242
**Report Date:** 02/06/23

| Alpha Sample ID | Client ID | Matrix | Sample Location | Collection Date/Time | Receive Date |
|---|---|---|---|---|---|
| L2305242-01 | SV-203 | SOIL_VAPOR | PORT CHESTER | 01/31/23 09:42 | 01/31/23 |
| L2305242-02 | SV-204 | SOIL_VAPOR | PORT CHESTER | 01/31/23 11:57 | 01/31/23 |
| L2305242-03 | SV-205 | SOIL_VAPOR | PORT CHESTER | 01/31/23 10:17 | 01/31/23 |

| | | | |
|---|---|---|---|
| **Project Name:** | NORTH MAIN ST SITE | **Lab Number:** | L2305242 |
| **Project Number:** | 12814:3 | **Report Date:** | 02/06/23 |

## Case Narrative

The samples were received in accordance with the Chain of Custody and no significant deviations were encountered during the preparation or analysis unless otherwise noted. Sample Receipt, Container Information, and the Chain of Custody are located at the back of the report.

Results contained within this report relate only to the samples submitted under this Alpha Lab Number and meet NELAP requirements for all NELAP accredited parameters unless otherwise noted in the following narrative. The data presented in this report is organized by parameter (i.e. VOC, SVOC, etc.). Sample specific Quality Control data (i.e. Surrogate Spike Recovery) is reported at the end of the target analyte list for each individual sample, followed by the Laboratory Batch Quality Control at the end of each parameter. Tentatively Identified Compounds (TICs), if requested, are reported for compounds identified to be present and are not part of the method/program Target Compound List, even if only a subset of the TCL are being reported. If a sample was re-analyzed or re-extracted due to a required quality control corrective action and if both sets of data are reported, the Laboratory ID of the re-analysis or re-extraction is designated with an "R" or "RE", respectively.

When multiple Batch Quality Control elements are reported (e.g. more than one LCS), the associated samples for each element are noted in the grey shaded header line of each data table. Any Laboratory Batch, Sample Specific % recovery or RPD value that is outside the listed Acceptance Criteria is bolded in the report. In reference to questions H (CAM) or 4 (RCP) when "NO" is checked, the performance criteria for CAM and RCP methods allow for some quality control failures to occur and still be within method compliance. In these instances, the specific failure is not narrated but noted in the associated QC Outlier Summary Report, located directly after the Case Narrative. QC information is also incorporated in the Data Usability Assessment table (Format 11) of our Data Merger tool, where it can be reviewed in conjunction with the sample result, associated regulatory criteria and any associated data usability implications.

Soil/sediments, solids and tissues are reported on a dry weight basis unless otherwise noted. Definitions of all data qualifiers and acronyms used in this report are provided in the Glossary located at the back of the report.

HOLD POLICY - For samples submitted on hold, Alpha's policy is to hold samples (with the exception of Air canisters) free of charge for 21 calendar days from the date the project is completed. After 21 calendar days, we will dispose of all samples submitted including those put on hold unless you have contacted your Alpha Project Manager and made arrangements for Alpha to continue to hold the samples. Air canisters will be disposed after 3 business days from the date the project is completed.

Please contact Project Management at 800-624-9220 with any questions.

| | | | |
|---|---|---|---|
| **Project Name:** | NORTH MAIN ST SITE | **Lab Number:** | L2305242 |
| **Project Number:** | 12814:3 | **Report Date:** | 02/06/23 |

**Case Narrative (continued)**

Volatile Organics in Air

Canisters were released from the laboratory on January 25, 2023. The canister certification results are provided as an addendum.

I, the undersigned, attest under the pains and penalties of perjury that, to the best of my knowledge and belief and based upon my personal inquiry of those responsible for providing the information contained in this analytical report, such information is accurate and complete. This certificate of analysis is not complete unless this page accompanies any and all pages of this report.

Authorized Signature: Christopher J. Anderson

Title: Technical Director/Representative

Date: 02/06/23

# AIR

**Project Name:** NORTH MAIN ST SITE
**Project Number:** 12814:3

**Lab Number:** L2305242
**Report Date:** 02/06/23

## SAMPLE RESULTS

Lab ID: L2305242-01
Client ID: SV-203
Sample Location: PORT CHESTER

Date Collected: 01/31/23 09:42
Date Received: 01/31/23
Field Prep: Not Specified

Sample Depth:
Matrix: Soil_Vapor
Anaytical Method: 48,TO-15
Analytical Date: 02/03/23 03:13
Analyst: RAY

| | ppbV | | | ug/m3 | | | | |
|---|---|---|---|---|---|---|---|---|
| **Parameter** | **Results** | **RL** | **MDL** | **Results** | **RL** | **MDL** | **Qualifier** | **Dilution Factor** |
| Volatile Organics in Air - Mansfield Lab | | | | | | | | |
| Dichlorodifluoromethane | 0.445 | 0.200 | -- | 2.20 | 0.989 | -- | | 1 |
| Chloromethane | ND | 0.200 | -- | ND | 0.413 | -- | | 1 |
| Freon-114 | ND | 0.200 | -- | ND | 1.40 | -- | | 1 |
| Vinyl chloride | ND | 0.200 | -- | ND | 0.511 | -- | | 1 |
| 1,3-Butadiene | ND | 0.200 | -- | ND | 0.442 | -- | | 1 |
| Bromomethane | ND | 0.200 | -- | ND | 0.777 | -- | | 1 |
| Chloroethane | ND | 0.200 | -- | ND | 0.528 | -- | | 1 |
| Ethanol | ND | 5.00 | -- | ND | 9.42 | -- | | 1 |
| Vinyl bromide | ND | 0.200 | -- | ND | 0.874 | -- | | 1 |
| Acetone | 10.8 | 1.00 | -- | 25.7 | 2.38 | -- | | 1 |
| Trichlorofluoromethane | ND | 0.200 | -- | ND | 1.12 | -- | | 1 |
| Isopropanol | ND | 0.500 | -- | ND | 1.23 | -- | | 1 |
| 1,1-Dichloroethene | ND | 0.200 | -- | ND | 0.793 | -- | | 1 |
| Tertiary butyl Alcohol | 2.42 | 0.500 | -- | 7.34 | 1.52 | -- | | 1 |
| Methylene chloride | ND | 0.500 | -- | ND | 1.74 | -- | | 1 |
| 3-Chloropropene | ND | 0.200 | -- | ND | 0.626 | -- | | 1 |
| Carbon disulfide | 0.483 | 0.200 | -- | 1.50 | 0.623 | -- | | 1 |
| Freon-113 | ND | 0.200 | -- | ND | 1.53 | -- | | 1 |
| trans-1,2-Dichloroethene | ND | 0.200 | -- | ND | 0.793 | -- | | 1 |
| 1,1-Dichloroethane | ND | 0.200 | -- | ND | 0.809 | -- | | 1 |
| Methyl tert butyl ether | ND | 0.200 | -- | ND | 0.721 | -- | | 1 |
| 2-Butanone | 2.50 | 0.500 | -- | 7.37 | 1.47 | -- | | 1 |
| cis-1,2-Dichloroethene | ND | 0.200 | -- | ND | 0.793 | -- | | 1 |

**Project Name:** NORTH MAIN ST SITE
**Project Number:** 12814:3

**Lab Number:** L2305242
**Report Date:** 02/06/23

## SAMPLE RESULTS

Lab ID: L2305242-01
Client ID: SV-203
Sample Location: PORT CHESTER

Date Collected: 01/31/23 09:42
Date Received: 01/31/23
Field Prep: Not Specified

Sample Depth:

| Parameter | ppbV Results | ppbV RL | ppbV MDL | ug/m3 Results | ug/m3 RL | ug/m3 MDL | Qualifier | Dilution Factor |
|---|---|---|---|---|---|---|---|---|
| Volatile Organics in Air - Mansfield Lab | | | | | | | | |
| Ethyl Acetate | ND | 0.500 | -- | ND | 1.80 | -- | | 1 |
| Chloroform | 2.87 | 0.200 | -- | 14.0 | 0.977 | -- | | 1 |
| Tetrahydrofuran | ND | 0.500 | -- | ND | 1.47 | -- | | 1 |
| 1,2-Dichloroethane | ND | 0.200 | -- | ND | 0.809 | -- | | 1 |
| n-Hexane | 0.613 | 0.200 | -- | 2.16 | 0.705 | -- | | 1 |
| 1,1,1-Trichloroethane | ND | 0.200 | -- | ND | 1.09 | -- | | 1 |
| Benzene | 0.251 | 0.200 | -- | 0.802 | 0.639 | -- | | 1 |
| Carbon tetrachloride | ND | 0.200 | -- | ND | 1.26 | -- | | 1 |
| Cyclohexane | 0.425 | 0.200 | -- | 1.46 | 0.688 | -- | | 1 |
| 1,2-Dichloropropane | ND | 0.200 | -- | ND | 0.924 | -- | | 1 |
| Bromodichloromethane | ND | 0.200 | -- | ND | 1.34 | -- | | 1 |
| 1,4-Dioxane | ND | 0.200 | -- | ND | 0.721 | -- | | 1 |
| Trichloroethene | ND | 0.200 | -- | ND | 1.07 | -- | | 1 |
| 2,2,4-Trimethylpentane | 0.754 | 0.200 | -- | 3.52 | 0.934 | -- | | 1 |
| Heptane | 0.676 | 0.200 | -- | 2.77 | 0.820 | -- | | 1 |
| cis-1,3-Dichloropropene | ND | 0.200 | -- | ND | 0.908 | -- | | 1 |
| 4-Methyl-2-pentanone | ND | 0.500 | -- | ND | 2.05 | -- | | 1 |
| trans-1,3-Dichloropropene | ND | 0.200 | -- | ND | 0.908 | -- | | 1 |
| 1,1,2-Trichloroethane | ND | 0.200 | -- | ND | 1.09 | -- | | 1 |
| Toluene | 11.7 | 0.200 | -- | 44.1 | 0.754 | -- | | 1 |
| 2-Hexanone | ND | 0.200 | -- | ND | 0.820 | -- | | 1 |
| Dibromochloromethane | ND | 0.200 | -- | ND | 1.70 | -- | | 1 |
| 1,2-Dibromoethane | ND | 0.200 | -- | ND | 1.54 | -- | | 1 |
| Tetrachloroethene | 0.444 | 0.200 | -- | 3.01 | 1.36 | -- | | 1 |
| Chlorobenzene | ND | 0.200 | -- | ND | 0.921 | -- | | 1 |
| Ethylbenzene | 3.79 | 0.200 | -- | 16.5 | 0.869 | -- | | 1 |

**Project Name:** NORTH MAIN ST SITE
**Project Number:** 12814:3

**Lab Number:** L2305242
**Report Date:** 02/06/23

## SAMPLE RESULTS

Lab ID: L2305242-01
Client ID: SV-203
Sample Location: PORT CHESTER

Date Collected: 01/31/23 09:42
Date Received: 01/31/23
Field Prep: Not Specified

Sample Depth:

| Parameter | ppbV Results | ppbV RL | ppbV MDL | ug/m3 Results | ug/m3 RL | ug/m3 MDL | Qualifier | Dilution Factor |
|---|---|---|---|---|---|---|---|---|
| Volatile Organics in Air - Mansfield Lab | | | | | | | | |
| p/m-Xylene | 12.9 | 0.400 | -- | 56.0 | 1.74 | -- | | 1 |
| Bromoform | ND | 0.200 | -- | ND | 2.07 | -- | | 1 |
| Styrene | ND | 0.200 | -- | ND | 0.852 | -- | | 1 |
| 1,1,2,2-Tetrachloroethane | ND | 0.200 | -- | ND | 1.37 | -- | | 1 |
| o-Xylene | 3.90 | 0.200 | -- | 16.9 | 0.869 | -- | | 1 |
| 4-Ethyltoluene | ND | 0.200 | -- | ND | 0.983 | -- | | 1 |
| 1,3,5-Trimethylbenzene | 0.208 | 0.200 | -- | 1.02 | 0.983 | -- | | 1 |
| 1,2,4-Trimethylbenzene | 0.594 | 0.200 | -- | 2.92 | 0.983 | -- | | 1 |
| Benzyl chloride | ND | 0.200 | -- | ND | 1.04 | -- | | 1 |
| 1,3-Dichlorobenzene | ND | 0.200 | -- | ND | 1.20 | -- | | 1 |
| 1,4-Dichlorobenzene | ND | 0.200 | -- | ND | 1.20 | -- | | 1 |
| 1,2-Dichlorobenzene | ND | 0.200 | -- | ND | 1.20 | -- | | 1 |
| 1,2,4-Trichlorobenzene | ND | 0.200 | -- | ND | 1.48 | -- | | 1 |
| Hexachlorobutadiene | ND | 0.200 | -- | ND | 2.13 | -- | | 1 |

| Internal Standard | % Recovery | Qualifier | Acceptance Criteria |
|---|---|---|---|
| 1,4-Difluorobenzene | 98 | | 60-140 |
| Bromochloromethane | 96 | | 60-140 |
| chlorobenzene-d5 | 104 | | 60-140 |

**Project Name:** NORTH MAIN ST SITE
**Project Number:** 12814:3
**Lab Number:** L2305242
**Report Date:** 02/06/23

## SAMPLE RESULTS

Lab ID: L2305242-02
Client ID: SV-204
Sample Location: PORT CHESTER

Date Collected: 01/31/23 11:57
Date Received: 01/31/23
Field Prep: Not Specified

Sample Depth:
Matrix: Soil_Vapor
Anaytical Method: 48,TO-15
Analytical Date: 02/03/23 03:53
Analyst: RAY

| | ppbV | | | ug/m3 | | | | |
|---|---|---|---|---|---|---|---|---|
| Parameter | Results | RL | MDL | Results | RL | MDL | Qualifier | Dilution Factor |
| Volatile Organics in Air - Mansfield Lab | | | | | | | | |
| Dichlorodifluoromethane | 0.455 | 0.200 | -- | 2.25 | 0.989 | -- | | 1 |
| Chloromethane | ND | 0.200 | -- | ND | 0.413 | -- | | 1 |
| Freon-114 | ND | 0.200 | -- | ND | 1.40 | -- | | 1 |
| Vinyl chloride | ND | 0.200 | -- | ND | 0.511 | -- | | 1 |
| 1,3-Butadiene | ND | 0.200 | -- | ND | 0.442 | -- | | 1 |
| Bromomethane | ND | 0.200 | -- | ND | 0.777 | -- | | 1 |
| Chloroethane | ND | 0.200 | -- | ND | 0.528 | -- | | 1 |
| Ethanol | ND | 5.00 | -- | ND | 9.42 | -- | | 1 |
| Vinyl bromide | ND | 0.200 | -- | ND | 0.874 | -- | | 1 |
| Acetone | 4.30 | 1.00 | -- | 10.2 | 2.38 | -- | | 1 |
| Trichlorofluoromethane | ND | 0.200 | -- | ND | 1.12 | -- | | 1 |
| Isopropanol | ND | 0.500 | -- | ND | 1.23 | -- | | 1 |
| 1,1-Dichloroethene | ND | 0.200 | -- | ND | 0.793 | -- | | 1 |
| Tertiary butyl Alcohol | 0.851 | 0.500 | -- | 2.58 | 1.52 | -- | | 1 |
| Methylene chloride | ND | 0.500 | -- | ND | 1.74 | -- | | 1 |
| 3-Chloropropene | ND | 0.200 | -- | ND | 0.626 | -- | | 1 |
| Carbon disulfide | ND | 0.200 | -- | ND | 0.623 | -- | | 1 |
| Freon-113 | ND | 0.200 | -- | ND | 1.53 | -- | | 1 |
| trans-1,2-Dichloroethene | ND | 0.200 | -- | ND | 0.793 | -- | | 1 |
| 1,1-Dichloroethane | ND | 0.200 | -- | ND | 0.809 | -- | | 1 |
| Methyl tert butyl ether | ND | 0.200 | -- | ND | 0.721 | -- | | 1 |
| 2-Butanone | 0.714 | 0.500 | -- | 2.11 | 1.47 | -- | | 1 |
| cis-1,2-Dichloroethene | ND | 0.200 | -- | ND | 0.793 | -- | | 1 |

**Project Name:** NORTH MAIN ST SITE
**Project Number:** 12814:3

**Lab Number:** L2305242
**Report Date:** 02/06/23

## SAMPLE RESULTS

Lab ID: L2305242-02
Client ID: SV-204
Sample Location: PORT CHESTER

Date Collected: 01/31/23 11:57
Date Received: 01/31/23
Field Prep: Not Specified

Sample Depth:

| Parameter | ppbV Results | ppbV RL | ppbV MDL | ug/m3 Results | ug/m3 RL | ug/m3 MDL | Qualifier | Dilution Factor |
|---|---|---|---|---|---|---|---|---|
| **Volatile Organics in Air - Mansfield Lab** | | | | | | | | |
| Ethyl Acetate | ND | 0.500 | -- | ND | 1.80 | -- | | 1 |
| Chloroform | 0.333 | 0.200 | -- | 1.63 | 0.977 | -- | | 1 |
| Tetrahydrofuran | ND | 0.500 | -- | ND | 1.47 | -- | | 1 |
| 1,2-Dichloroethane | ND | 0.200 | -- | ND | 0.809 | -- | | 1 |
| n-Hexane | 0.218 | 0.200 | -- | 0.768 | 0.705 | -- | | 1 |
| 1,1,1-Trichloroethane | ND | 0.200 | -- | ND | 1.09 | -- | | 1 |
| Benzene | ND | 0.200 | -- | ND | 0.639 | -- | | 1 |
| Carbon tetrachloride | ND | 0.200 | -- | ND | 1.26 | -- | | 1 |
| Cyclohexane | ND | 0.200 | -- | ND | 0.688 | -- | | 1 |
| 1,2-Dichloropropane | ND | 0.200 | -- | ND | 0.924 | -- | | 1 |
| Bromodichloromethane | ND | 0.200 | -- | ND | 1.34 | -- | | 1 |
| 1,4-Dioxane | ND | 0.200 | -- | ND | 0.721 | -- | | 1 |
| Trichloroethene | ND | 0.200 | -- | ND | 1.07 | -- | | 1 |
| 2,2,4-Trimethylpentane | ND | 0.200 | -- | ND | 0.934 | -- | | 1 |
| Heptane | ND | 0.200 | -- | ND | 0.820 | -- | | 1 |
| cis-1,3-Dichloropropene | ND | 0.200 | -- | ND | 0.908 | -- | | 1 |
| 4-Methyl-2-pentanone | ND | 0.500 | -- | ND | 2.05 | -- | | 1 |
| trans-1,3-Dichloropropene | ND | 0.200 | -- | ND | 0.908 | -- | | 1 |
| 1,1,2-Trichloroethane | ND | 0.200 | -- | ND | 1.09 | -- | | 1 |
| Toluene | 2.15 | 0.200 | -- | 8.10 | 0.754 | -- | | 1 |
| 2-Hexanone | ND | 0.200 | -- | ND | 0.820 | -- | | 1 |
| Dibromochloromethane | ND | 0.200 | -- | ND | 1.70 | -- | | 1 |
| 1,2-Dibromoethane | ND | 0.200 | -- | ND | 1.54 | -- | | 1 |
| Tetrachloroethene | 1.79 | 0.200 | -- | 12.1 | 1.36 | -- | | 1 |
| Chlorobenzene | ND | 0.200 | -- | ND | 0.921 | -- | | 1 |
| Ethylbenzene | 1.04 | 0.200 | -- | 4.52 | 0.869 | -- | | 1 |

**Project Name:** NORTH MAIN ST SITE
**Project Number:** 12814:3

**Lab Number:** L2305242
**Report Date:** 02/06/23

## SAMPLE RESULTS

Lab ID: L2305242-02
Client ID: SV-204
Sample Location: PORT CHESTER

Date Collected: 01/31/23 11:57
Date Received: 01/31/23
Field Prep: Not Specified

Sample Depth:

| Parameter | ppbV Results | ppbV RL | ppbV MDL | ug/m3 Results | ug/m3 RL | ug/m3 MDL | Qualifier | Dilution Factor |
|---|---|---|---|---|---|---|---|---|
| **Volatile Organics in Air - Mansfield Lab** | | | | | | | | |
| p/m-Xylene | 1.78 | 0.400 | -- | 7.73 | 1.74 | -- | | 1 |
| Bromoform | ND | 0.200 | -- | ND | 2.07 | -- | | 1 |
| Styrene | ND | 0.200 | -- | ND | 0.852 | -- | | 1 |
| 1,1,2,2-Tetrachloroethane | ND | 0.200 | -- | ND | 1.37 | -- | | 1 |
| o-Xylene | 0.883 | 0.200 | -- | 3.84 | 0.869 | -- | | 1 |
| 4-Ethyltoluene | ND | 0.200 | -- | ND | 0.983 | -- | | 1 |
| 1,3,5-Trimethylbenzene | ND | 0.200 | -- | ND | 0.983 | -- | | 1 |
| 1,2,4-Trimethylbenzene | ND | 0.200 | -- | ND | 0.983 | -- | | 1 |
| Benzyl chloride | ND | 0.200 | -- | ND | 1.04 | -- | | 1 |
| 1,3-Dichlorobenzene | ND | 0.200 | -- | ND | 1.20 | -- | | 1 |
| 1,4-Dichlorobenzene | ND | 0.200 | -- | ND | 1.20 | -- | | 1 |
| 1,2-Dichlorobenzene | ND | 0.200 | -- | ND | 1.20 | -- | | 1 |
| 1,2,4-Trichlorobenzene | ND | 0.200 | -- | ND | 1.48 | -- | | 1 |
| Hexachlorobutadiene | ND | 0.200 | -- | ND | 2.13 | -- | | 1 |

| Internal Standard | % Recovery | Qualifier | Acceptance Criteria |
|---|---|---|---|
| 1,4-Difluorobenzene | 99 | | 60-140 |
| Bromochloromethane | 96 | | 60-140 |
| chlorobenzene-d5 | 100 | | 60-140 |

**Project Name:** NORTH MAIN ST SITE
**Project Number:** 12814:3
**Lab Number:** L2305242
**Report Date:** 02/06/23

## SAMPLE RESULTS

Lab ID: L2305242-03
Client ID: SV-205
Sample Location: PORT CHESTER

Date Collected: 01/31/23 10:17
Date Received: 01/31/23
Field Prep: Not Specified

Sample Depth:
Matrix: Soil_Vapor
Anaytical Method: 48,TO-15
Analytical Date: 02/03/23 04:32
Analyst: RAY

| | ppbV | | | ug/m3 | | | | |
|---|---|---|---|---|---|---|---|---|
| Parameter | Results | RL | MDL | Results | RL | MDL | Qualifier | Dilution Factor |
| **Volatile Organics in Air - Mansfield Lab** | | | | | | | | |
| Dichlorodifluoromethane | 0.460 | 0.200 | -- | 2.27 | 0.989 | -- | | 1 |
| Chloromethane | 0.331 | 0.200 | -- | 0.684 | 0.413 | -- | | 1 |
| Freon-114 | ND | 0.200 | -- | ND | 1.40 | -- | | 1 |
| Vinyl chloride | ND | 0.200 | -- | ND | 0.511 | -- | | 1 |
| 1,3-Butadiene | ND | 0.200 | -- | ND | 0.442 | -- | | 1 |
| Bromomethane | ND | 0.200 | -- | ND | 0.777 | -- | | 1 |
| Chloroethane | ND | 0.200 | -- | ND | 0.528 | -- | | 1 |
| Ethanol | ND | 5.00 | -- | ND | 9.42 | -- | | 1 |
| Vinyl bromide | ND | 0.200 | -- | ND | 0.874 | -- | | 1 |
| Acetone | 3.52 | 1.00 | -- | 8.36 | 2.38 | -- | | 1 |
| Trichlorofluoromethane | 0.205 | 0.200 | -- | 1.15 | 1.12 | -- | | 1 |
| Isopropanol | ND | 0.500 | -- | ND | 1.23 | -- | | 1 |
| 1,1-Dichloroethene | ND | 0.200 | -- | ND | 0.793 | -- | | 1 |
| Tertiary butyl Alcohol | 0.798 | 0.500 | -- | 2.42 | 1.52 | -- | | 1 |
| Methylene chloride | ND | 0.500 | -- | ND | 1.74 | -- | | 1 |
| 3-Chloropropene | ND | 0.200 | -- | ND | 0.626 | -- | | 1 |
| Carbon disulfide | 0.616 | 0.200 | -- | 1.92 | 0.623 | -- | | 1 |
| Freon-113 | ND | 0.200 | -- | ND | 1.53 | -- | | 1 |
| trans-1,2-Dichloroethene | ND | 0.200 | -- | ND | 0.793 | -- | | 1 |
| 1,1-Dichloroethane | ND | 0.200 | -- | ND | 0.809 | -- | | 1 |
| Methyl tert butyl ether | ND | 0.200 | -- | ND | 0.721 | -- | | 1 |
| 2-Butanone | ND | 0.500 | -- | ND | 1.47 | -- | | 1 |
| cis-1,2-Dichloroethene | ND | 0.200 | -- | ND | 0.793 | -- | | 1 |

**Project Name:** NORTH MAIN ST SITE
**Project Number:** 12814:3

**Lab Number:** L2305242
**Report Date:** 02/06/23

## SAMPLE RESULTS

Lab ID: L2305242-03
Client ID: SV-205
Sample Location: PORT CHESTER

Date Collected: 01/31/23 10:17
Date Received: 01/31/23
Field Prep: Not Specified

Sample Depth:

| Parameter | ppbV Results | ppbV RL | ppbV MDL | ug/m3 Results | ug/m3 RL | ug/m3 MDL | Qualifier | Dilution Factor |
|---|---|---|---|---|---|---|---|---|
| **Volatile Organics in Air - Mansfield Lab** | | | | | | | | |
| Ethyl Acetate | ND | 0.500 | -- | ND | 1.80 | -- | | 1 |
| Chloroform | ND | 0.200 | -- | ND | 0.977 | -- | | 1 |
| Tetrahydrofuran | ND | 0.500 | -- | ND | 1.47 | -- | | 1 |
| 1,2-Dichloroethane | ND | 0.200 | -- | ND | 0.809 | -- | | 1 |
| n-Hexane | 0.620 | 0.200 | -- | 2.19 | 0.705 | -- | | 1 |
| 1,1,1-Trichloroethane | ND | 0.200 | -- | ND | 1.09 | -- | | 1 |
| Benzene | 0.208 | 0.200 | -- | 0.664 | 0.639 | -- | | 1 |
| Carbon tetrachloride | ND | 0.200 | -- | ND | 1.26 | -- | | 1 |
| Cyclohexane | ND | 0.200 | -- | ND | 0.688 | -- | | 1 |
| 1,2-Dichloropropane | ND | 0.200 | -- | ND | 0.924 | -- | | 1 |
| Bromodichloromethane | ND | 0.200 | -- | ND | 1.34 | -- | | 1 |
| 1,4-Dioxane | ND | 0.200 | -- | ND | 0.721 | -- | | 1 |
| Trichloroethene | ND | 0.200 | -- | ND | 1.07 | -- | | 1 |
| 2,2,4-Trimethylpentane | ND | 0.200 | -- | ND | 0.934 | -- | | 1 |
| Heptane | 0.438 | 0.200 | -- | 1.79 | 0.820 | -- | | 1 |
| cis-1,3-Dichloropropene | ND | 0.200 | -- | ND | 0.908 | -- | | 1 |
| 4-Methyl-2-pentanone | ND | 0.500 | -- | ND | 2.05 | -- | | 1 |
| trans-1,3-Dichloropropene | ND | 0.200 | -- | ND | 0.908 | -- | | 1 |
| 1,1,2-Trichloroethane | ND | 0.200 | -- | ND | 1.09 | -- | | 1 |
| Toluene | 1.30 | 0.200 | -- | 4.90 | 0.754 | -- | | 1 |
| 2-Hexanone | ND | 0.200 | -- | ND | 0.820 | -- | | 1 |
| Dibromochloromethane | ND | 0.200 | -- | ND | 1.70 | -- | | 1 |
| 1,2-Dibromoethane | ND | 0.200 | -- | ND | 1.54 | -- | | 1 |
| Tetrachloroethene | ND | 0.200 | -- | ND | 1.36 | -- | | 1 |
| Chlorobenzene | ND | 0.200 | -- | ND | 0.921 | -- | | 1 |
| Ethylbenzene | ND | 0.200 | -- | ND | 0.869 | -- | | 1 |

**Project Name:** NORTH MAIN ST SITE
**Project Number:** 12814:3

**Lab Number:** L2305242
**Report Date:** 02/06/23

## SAMPLE RESULTS

Lab ID: L2305242-03
Client ID: SV-205
Sample Location: PORT CHESTER

Date Collected: 01/31/23 10:17
Date Received: 01/31/23
Field Prep: Not Specified

Sample Depth:

| Parameter | ppbV Results | ppbV RL | ppbV MDL | ug/m3 Results | ug/m3 RL | ug/m3 MDL | Qualifier | Dilution Factor |
|---|---|---|---|---|---|---|---|---|
| **Volatile Organics in Air - Mansfield Lab** | | | | | | | | |
| p/m-Xylene | 0.408 | 0.400 | -- | 1.77 | 1.74 | -- | | 1 |
| Bromoform | ND | 0.200 | -- | ND | 2.07 | -- | | 1 |
| Styrene | ND | 0.200 | -- | ND | 0.852 | -- | | 1 |
| 1,1,2,2-Tetrachloroethane | ND | 0.200 | -- | ND | 1.37 | -- | | 1 |
| o-Xylene | ND | 0.200 | -- | ND | 0.869 | -- | | 1 |
| 4-Ethyltoluene | ND | 0.200 | -- | ND | 0.983 | -- | | 1 |
| 1,3,5-Trimethylbenzene | ND | 0.200 | -- | ND | 0.983 | -- | | 1 |
| 1,2,4-Trimethylbenzene | ND | 0.200 | -- | ND | 0.983 | -- | | 1 |
| Benzyl chloride | ND | 0.200 | -- | ND | 1.04 | -- | | 1 |
| 1,3-Dichlorobenzene | ND | 0.200 | -- | ND | 1.20 | -- | | 1 |
| 1,4-Dichlorobenzene | ND | 0.200 | -- | ND | 1.20 | -- | | 1 |
| 1,2-Dichlorobenzene | ND | 0.200 | -- | ND | 1.20 | -- | | 1 |
| 1,2,4-Trichlorobenzene | ND | 0.200 | -- | ND | 1.48 | -- | | 1 |
| Hexachlorobutadiene | ND | 0.200 | -- | ND | 2.13 | -- | | 1 |

| Internal Standard | % Recovery | Qualifier | Acceptance Criteria |
|---|---|---|---|
| 1,4-Difluorobenzene | 98 | | 60-140 |
| Bromochloromethane | 96 | | 60-140 |
| chlorobenzene-d5 | 101 | | 60-140 |

**Project Name:** NORTH MAIN ST SITE
**Project Number:** 12814:3
**Lab Number:** L2305242
**Report Date:** 02/06/23

# Method Blank Analysis
## Batch Quality Control

Analytical Method: 48,TO-15
Analytical Date: 02/02/23 15:38

| Parameter | ppbV Results | ppbV RL | ppbV MDL | ug/m3 Results | ug/m3 RL | ug/m3 MDL | Qualifier | Dilution Factor |
|---|---|---|---|---|---|---|---|---|
| Volatile Organics in Air - Mansfield Lab for sample(s): 01-03 Batch: WG1740287-4 | | | | | | | | |
| Dichlorodifluoromethane | ND | 0.200 | -- | ND | 0.989 | -- | | 1 |
| Chloromethane | ND | 0.200 | -- | ND | 0.413 | -- | | 1 |
| Freon-114 | ND | 0.200 | -- | ND | 1.40 | -- | | 1 |
| Vinyl chloride | ND | 0.200 | -- | ND | 0.511 | -- | | 1 |
| 1,3-Butadiene | ND | 0.200 | -- | ND | 0.442 | -- | | 1 |
| Bromomethane | ND | 0.200 | -- | ND | 0.777 | -- | | 1 |
| Chloroethane | ND | 0.200 | -- | ND | 0.528 | -- | | 1 |
| Ethanol | ND | 5.00 | -- | ND | 9.42 | -- | | 1 |
| Vinyl bromide | ND | 0.200 | -- | ND | 0.874 | -- | | 1 |
| Acetone | ND | 1.00 | -- | ND | 2.38 | -- | | 1 |
| Trichlorofluoromethane | ND | 0.200 | -- | ND | 1.12 | -- | | 1 |
| Isopropanol | ND | 0.500 | -- | ND | 1.23 | -- | | 1 |
| 1,1-Dichloroethene | ND | 0.200 | -- | ND | 0.793 | -- | | 1 |
| Tertiary butyl Alcohol | ND | 0.500 | -- | ND | 1.52 | -- | | 1 |
| Methylene chloride | ND | 0.500 | -- | ND | 1.74 | -- | | 1 |
| 3-Chloropropene | ND | 0.200 | -- | ND | 0.626 | -- | | 1 |
| Carbon disulfide | ND | 0.200 | -- | ND | 0.623 | -- | | 1 |
| Freon-113 | ND | 0.200 | -- | ND | 1.53 | -- | | 1 |
| trans-1,2-Dichloroethene | ND | 0.200 | -- | ND | 0.793 | -- | | 1 |
| 1,1-Dichloroethane | ND | 0.200 | -- | ND | 0.809 | -- | | 1 |
| Methyl tert butyl ether | ND | 0.200 | -- | ND | 0.721 | -- | | 1 |
| 2-Butanone | ND | 0.500 | -- | ND | 1.47 | -- | | 1 |
| cis-1,2-Dichloroethene | ND | 0.200 | -- | ND | 0.793 | -- | | 1 |
| Ethyl Acetate | ND | 0.500 | -- | ND | 1.80 | -- | | 1 |
| Chloroform | ND | 0.200 | -- | ND | 0.977 | -- | | 1 |

**Project Name:** NORTH MAIN ST SITE
**Project Number:** 12814:3
**Lab Number:** L2305242
**Report Date:** 02/06/23

# Method Blank Analysis
## Batch Quality Control

Analytical Method: 48,TO-15
Analytical Date: 02/02/23 15:38

| Parameter | ppbV Results | ppbV RL | ppbV MDL | ug/m3 Results | ug/m3 RL | ug/m3 MDL | Qualifier | Dilution Factor |
|---|---|---|---|---|---|---|---|---|
| Volatile Organics in Air - Mansfield Lab for sample(s): 01-03 Batch: WG1740287-4 | | | | | | | | |
| Tetrahydrofuran | ND | 0.500 | -- | ND | 1.47 | -- | | 1 |
| 1,2-Dichloroethane | ND | 0.200 | -- | ND | 0.809 | -- | | 1 |
| n-Hexane | ND | 0.200 | -- | ND | 0.705 | -- | | 1 |
| 1,1,1-Trichloroethane | ND | 0.200 | -- | ND | 1.09 | -- | | 1 |
| Benzene | ND | 0.200 | -- | ND | 0.639 | -- | | 1 |
| Carbon tetrachloride | ND | 0.200 | -- | ND | 1.26 | -- | | 1 |
| Cyclohexane | ND | 0.200 | -- | ND | 0.688 | -- | | 1 |
| 1,2-Dichloropropane | ND | 0.200 | -- | ND | 0.924 | -- | | 1 |
| Bromodichloromethane | ND | 0.200 | -- | ND | 1.34 | -- | | 1 |
| 1,4-Dioxane | ND | 0.200 | -- | ND | 0.721 | -- | | 1 |
| Trichloroethene | ND | 0.200 | -- | ND | 1.07 | -- | | 1 |
| 2,2,4-Trimethylpentane | ND | 0.200 | -- | ND | 0.934 | -- | | 1 |
| Heptane | ND | 0.200 | -- | ND | 0.820 | -- | | 1 |
| cis-1,3-Dichloropropene | ND | 0.200 | -- | ND | 0.908 | -- | | 1 |
| 4-Methyl-2-pentanone | ND | 0.500 | -- | ND | 2.05 | -- | | 1 |
| trans-1,3-Dichloropropene | ND | 0.200 | -- | ND | 0.908 | -- | | 1 |
| 1,1,2-Trichloroethane | ND | 0.200 | -- | ND | 1.09 | -- | | 1 |
| Toluene | ND | 0.200 | -- | ND | 0.754 | -- | | 1 |
| 2-Hexanone | ND | 0.200 | -- | ND | 0.820 | -- | | 1 |
| Dibromochloromethane | ND | 0.200 | -- | ND | 1.70 | -- | | 1 |
| 1,2-Dibromoethane | ND | 0.200 | -- | ND | 1.54 | -- | | 1 |
| Tetrachloroethene | ND | 0.200 | -- | ND | 1.36 | -- | | 1 |
| Chlorobenzene | ND | 0.200 | -- | ND | 0.921 | -- | | 1 |
| Ethylbenzene | ND | 0.200 | -- | ND | 0.869 | -- | | 1 |
| p/m-Xylene | ND | 0.400 | -- | ND | 1.74 | -- | | 1 |

**Project Name:** NORTH MAIN ST SITE
**Project Number:** 12814:3
**Lab Number:** L2305242
**Report Date:** 02/06/23

# Method Blank Analysis
## Batch Quality Control

Analytical Method: 48,TO-15
Analytical Date: 02/02/23 15:38

| Parameter | ppbV Results | ppbV RL | ppbV MDL | ug/m3 Results | ug/m3 RL | ug/m3 MDL | Qualifier | Dilution Factor |
|---|---|---|---|---|---|---|---|---|
| Volatile Organics in Air - Mansfield Lab for sample(s): 01-03 Batch: WG1740287-4 | | | | | | | | |
| Bromoform | ND | 0.200 | -- | ND | 2.07 | -- | | 1 |
| Styrene | ND | 0.200 | -- | ND | 0.852 | -- | | 1 |
| 1,1,2,2-Tetrachloroethane | ND | 0.200 | -- | ND | 1.37 | -- | | 1 |
| o-Xylene | ND | 0.200 | -- | ND | 0.869 | -- | | 1 |
| 4-Ethyltoluene | ND | 0.200 | -- | ND | 0.983 | -- | | 1 |
| 1,3,5-Trimethylbenzene | ND | 0.200 | -- | ND | 0.983 | -- | | 1 |
| 1,2,4-Trimethylbenzene | ND | 0.200 | -- | ND | 0.983 | -- | | 1 |
| Benzyl chloride | ND | 0.200 | -- | ND | 1.04 | -- | | 1 |
| 1,3-Dichlorobenzene | ND | 0.200 | -- | ND | 1.20 | -- | | 1 |
| 1,4-Dichlorobenzene | ND | 0.200 | -- | ND | 1.20 | -- | | 1 |
| 1,2-Dichlorobenzene | ND | 0.200 | -- | ND | 1.20 | -- | | 1 |
| 1,2,4-Trichlorobenzene | ND | 0.200 | -- | ND | 1.48 | -- | | 1 |
| Hexachlorobutadiene | ND | 0.200 | -- | ND | 2.13 | -- | | 1 |

# Lab Control Sample Analysis
## Batch Quality Control

**Project Name:** NORTH MAIN ST SITE
**Project Number:** 12814:3
**Lab Number:** L2305242
**Report Date:** 02/06/23

| Parameter | LCS %Recovery | Qual | LCSD %Recovery | Qual | %Recovery Limits | RPD | Qual | RPD Limits |
|---|---|---|---|---|---|---|---|---|
| Volatile Organics in Air - Mansfield Lab Associated sample(s): 01-03 Batch: WG1740287-3 | | | | | | | | |
| Dichlorodifluoromethane | 95 | | - | | 70-130 | - | | |
| Chloromethane | 96 | | - | | 70-130 | - | | |
| Freon-114 | 96 | | - | | 70-130 | - | | |
| Vinyl chloride | 96 | | - | | 70-130 | - | | |
| 1,3-Butadiene | 95 | | - | | 70-130 | - | | |
| Bromomethane | 95 | | - | | 70-130 | - | | |
| Chloroethane | 96 | | - | | 70-130 | - | | |
| Ethanol | 86 | | - | | 40-160 | - | | |
| Vinyl bromide | 89 | | - | | 70-130 | - | | |
| Acetone | 93 | | - | | 40-160 | - | | |
| Trichlorofluoromethane | 97 | | - | | 70-130 | - | | |
| Isopropanol | 89 | | - | | 40-160 | - | | |
| 1,1-Dichloroethene | 98 | | - | | 70-130 | - | | |
| Tertiary butyl Alcohol | 90 | | - | | 70-130 | - | | |
| Methylene chloride | 100 | | - | | 70-130 | - | | |
| 3-Chloropropene | 100 | | - | | 70-130 | - | | |
| Carbon disulfide | 89 | | - | | 70-130 | - | | |
| Freon-113 | 95 | | - | | 70-130 | - | | |
| trans-1,2-Dichloroethene | 91 | | - | | 70-130 | - | | |
| 1,1-Dichloroethane | 99 | | - | | 70-130 | - | | |
| Methyl tert butyl ether | 94 | | - | | 70-130 | - | | |
| 2-Butanone | 96 | | - | | 70-130 | - | | |
| cis-1,2-Dichloroethene | 100 | | - | | 70-130 | - | | |

# Lab Control Sample Analysis
## Batch Quality Control

**Project Name:** NORTH MAIN ST SITE
**Project Number:** 12814:3
**Lab Number:** L2305242
**Report Date:** 02/06/23

| Parameter | LCS %Recovery | Qual | LCSD %Recovery | Qual | %Recovery Limits | RPD | Qual | RPD Limits |
|---|---|---|---|---|---|---|---|---|
| Volatile Organics in Air - Mansfield Lab Associated sample(s): 01-03 Batch: WG1740287-3 | | | | | | | | |
| Ethyl Acetate | 99 | | - | | 70-130 | - | | |
| Chloroform | 98 | | - | | 70-130 | - | | |
| Tetrahydrofuran | 94 | | - | | 70-130 | - | | |
| 1,2-Dichloroethane | 95 | | - | | 70-130 | - | | |
| n-Hexane | 94 | | - | | 70-130 | - | | |
| 1,1,1-Trichloroethane | 103 | | - | | 70-130 | - | | |
| Benzene | 90 | | - | | 70-130 | - | | |
| Carbon tetrachloride | 104 | | - | | 70-130 | - | | |
| Cyclohexane | 94 | | - | | 70-130 | - | | |
| 1,2-Dichloropropane | 100 | | - | | 70-130 | - | | |
| Bromodichloromethane | 97 | | - | | 70-130 | - | | |
| 1,4-Dioxane | 92 | | - | | 70-130 | - | | |
| Trichloroethene | 97 | | - | | 70-130 | - | | |
| 2,2,4-Trimethylpentane | 96 | | - | | 70-130 | - | | |
| Heptane | 97 | | - | | 70-130 | - | | |
| cis-1,3-Dichloropropene | 105 | | - | | 70-130 | - | | |
| 4-Methyl-2-pentanone | 99 | | - | | 70-130 | - | | |
| trans-1,3-Dichloropropene | 89 | | - | | 70-130 | - | | |
| 1,1,2-Trichloroethane | 100 | | - | | 70-130 | - | | |
| Toluene | 91 | | - | | 70-130 | - | | |
| 2-Hexanone | 97 | | - | | 70-130 | - | | |
| Dibromochloromethane | 100 | | - | | 70-130 | - | | |
| 1,2-Dibromoethane | 96 | | - | | 70-130 | - | | |

# Lab Control Sample Analysis
## Batch Quality Control

**Project Name:** NORTH MAIN ST SITE
**Project Number:** 12814:3
**Lab Number:** L2305242
**Report Date:** 02/06/23

| Parameter | LCS %Recovery | Qual | LCSD %Recovery | Qual | %Recovery Limits | RPD | Qual | RPD Limits |
|---|---|---|---|---|---|---|---|---|
| Volatile Organics in Air - Mansfield Lab Associated sample(s): 01-03 Batch: WG1740287-3 | | | | | | | | |
| Tetrachloroethene | 93 | | - | | 70-130 | - | | |
| Chlorobenzene | 96 | | - | | 70-130 | - | | |
| Ethylbenzene | 96 | | - | | 70-130 | - | | |
| p/m-Xylene | 96 | | - | | 70-130 | - | | |
| Bromoform | 102 | | - | | 70-130 | - | | |
| Styrene | 97 | | - | | 70-130 | - | | |
| 1,1,2,2-Tetrachloroethane | 97 | | - | | 70-130 | - | | |
| o-Xylene | 97 | | - | | 70-130 | - | | |
| 4-Ethyltoluene | 92 | | - | | 70-130 | - | | |
| 1,3,5-Trimethylbenzene | 95 | | - | | 70-130 | - | | |
| 1,2,4-Trimethylbenzene | 100 | | - | | 70-130 | - | | |
| Benzyl chloride | 105 | | - | | 70-130 | - | | |
| 1,3-Dichlorobenzene | 99 | | - | | 70-130 | - | | |
| 1,4-Dichlorobenzene | 100 | | - | | 70-130 | - | | |
| 1,2-Dichlorobenzene | 98 | | - | | 70-130 | - | | |
| 1,2,4-Trichlorobenzene | 108 | | - | | 70-130 | - | | |
| Hexachlorobutadiene | 96 | | - | | 70-130 | - | | |

**Project Name:** NORTH MAIN ST SITE

**Lab Number:** L2305242

**Project Number:** 12814:3

**Report Date:** 02/06/23

## Canister and Flow Controller Information

| Samplenum | Client ID | Media ID | Media Type | Date Prepared | Bottle Order | Cleaning Batch ID | Can Leak Check | Initial Pressure (in. Hg) | Pressure on Receipt (in. Hg) | Flow Controler Leak Chk | Flow Out mL/min | Flow In mL/min | % RPD |
|---|---|---|---|---|---|---|---|---|---|---|---|---|---|
| L2305242-01 | SV-203 | 01636 | Flow 1 | 01/25/23 | 412710 | | - | - | - | Pass | 200 | 198 | 1 |
| L2305242-01 | SV-203 | 2041 | 2.7L Can | 01/25/23 | 412710 | L2303465-06 | Pass | -29.8 | -3.7 | - | - | - | - |
| L2305242-02 | SV-204 | 01445 | Flow 1 | 01/25/23 | 412710 | | - | - | - | Pass | 200 | 203 | 1 |
| L2305242-02 | SV-204 | 464 | 2.7L Can | 01/25/23 | 412710 | L2303465-06 | Pass | -29.8 | -4.0 | - | - | - | - |
| L2305242-03 | SV-205 | 01590 | Flow 1 | 01/25/23 | 412710 | | - | - | - | Pass | 200 | 204 | 2 |
| L2305242-03 | SV-205 | 2339 | 2.7L Can | 01/25/23 | 412710 | L2303465-06 | Pass | -29.8 | -3.8 | - | - | - | - |

**Project Name:** BATCH CANISTER CERTIFICATION
**Project Number:** CANISTER QC BAT

**Lab Number:** L2303465
**Report Date:** 02/06/23

# Air Canister Certification Results

Lab ID: L2303465-06
Client ID: CAN 373 SHELF 13
Sample Location:

Date Collected: 01/20/23 10:00
Date Received: 01/20/23
Field Prep: Not Specified

Sample Depth:
Matrix: Air
Anaytical Method: 48,TO-15
Analytical Date: 01/20/23 22:20
Analyst: NFL

| | ppbV | | | ug/m3 | | | | |
|---|---|---|---|---|---|---|---|---|
| **Parameter** | **Results** | **RL** | **MDL** | **Results** | **RL** | **MDL** | **Qualifier** | **Dilution Factor** |
| Volatile Organics in Air - Mansfield Lab | | | | | | | | |
| Chlorodifluoromethane | ND | 0.200 | -- | ND | 0.707 | -- | | 1 |
| Propylene | ND | 0.500 | -- | ND | 0.861 | -- | | 1 |
| Propane | ND | 0.500 | -- | ND | 0.902 | -- | | 1 |
| Dichlorodifluoromethane | ND | 0.200 | -- | ND | 0.989 | -- | | 1 |
| Chloromethane | ND | 0.200 | -- | ND | 0.413 | -- | | 1 |
| Freon-114 | ND | 0.200 | -- | ND | 1.40 | -- | | 1 |
| Methanol | ND | 5.00 | -- | ND | 6.55 | -- | | 1 |
| Vinyl chloride | ND | 0.200 | -- | ND | 0.511 | -- | | 1 |
| 1,3-Butadiene | ND | 0.200 | -- | ND | 0.442 | -- | | 1 |
| Butane | ND | 0.200 | -- | ND | 0.475 | -- | | 1 |
| Bromomethane | ND | 0.200 | -- | ND | 0.777 | -- | | 1 |
| Chloroethane | ND | 0.200 | -- | ND | 0.528 | -- | | 1 |
| Ethanol | ND | 5.00 | -- | ND | 9.42 | -- | | 1 |
| Dichlorofluoromethane | ND | 0.200 | -- | ND | 0.842 | -- | | 1 |
| Vinyl bromide | ND | 0.200 | -- | ND | 0.874 | -- | | 1 |
| Acrolein | ND | 0.500 | -- | ND | 1.15 | -- | | 1 |
| Acetone | ND | 1.00 | -- | ND | 2.38 | -- | | 1 |
| Acetonitrile | ND | 0.200 | -- | ND | 0.336 | -- | | 1 |
| Trichlorofluoromethane | ND | 0.200 | -- | ND | 1.12 | -- | | 1 |
| Isopropanol | ND | 0.500 | -- | ND | 1.23 | -- | | 1 |
| Acrylonitrile | ND | 0.500 | -- | ND | 1.09 | -- | | 1 |
| Pentane | ND | 0.200 | -- | ND | 0.590 | -- | | 1 |
| Ethyl ether | ND | 0.200 | -- | ND | 0.606 | -- | | 1 |
| 1,1-Dichloroethene | ND | 0.200 | -- | ND | 0.793 | -- | | 1 |

**Project Name:** BATCH CANISTER CERTIFICATION
**Project Number:** CANISTER QC BAT

**Lab Number:** L2303465
**Report Date:** 02/06/23

# Air Canister Certification Results

Lab ID: L2303465-06
Client ID: CAN 373 SHELF 13
Sample Location:

Date Collected: 01/20/23 10:00
Date Received: 01/20/23
Field Prep: Not Specified

Sample Depth:

| Parameter | ppbV Results | ppbV RL | ppbV MDL | ug/m3 Results | ug/m3 RL | ug/m3 MDL | Qualifier | Dilution Factor |
|---|---|---|---|---|---|---|---|---|
| Volatile Organics in Air - Mansfield Lab | | | | | | | | |
| Tertiary butyl Alcohol | ND | 0.500 | -- | ND | 1.52 | -- | | 1 |
| Methylene chloride | ND | 0.500 | -- | ND | 1.74 | -- | | 1 |
| 3-Chloropropene | ND | 0.200 | -- | ND | 0.626 | -- | | 1 |
| Carbon disulfide | ND | 0.200 | -- | ND | 0.623 | -- | | 1 |
| Freon-113 | ND | 0.200 | -- | ND | 1.53 | -- | | 1 |
| trans-1,2-Dichloroethene | ND | 0.200 | -- | ND | 0.793 | -- | | 1 |
| 1,1-Dichloroethane | ND | 0.200 | -- | ND | 0.809 | -- | | 1 |
| Methyl tert butyl ether | ND | 0.200 | -- | ND | 0.721 | -- | | 1 |
| Xylenes, total | ND | 0.600 | -- | ND | 0.869 | -- | | 1 |
| Vinyl acetate | ND | 1.00 | -- | ND | 3.52 | -- | | 1 |
| 2-Butanone | ND | 0.500 | -- | ND | 1.47 | -- | | 1 |
| cis-1,2-Dichloroethene | ND | 0.200 | -- | ND | 0.793 | -- | | 1 |
| Ethyl Acetate | ND | 0.500 | -- | ND | 1.80 | -- | | 1 |
| Chloroform | ND | 0.200 | -- | ND | 0.977 | -- | | 1 |
| Tetrahydrofuran | ND | 0.500 | -- | ND | 1.47 | -- | | 1 |
| 2,2-Dichloropropane | ND | 0.200 | -- | ND | 0.924 | -- | | 1 |
| 1,2-Dichloroethane | ND | 0.200 | -- | ND | 0.809 | -- | | 1 |
| n-Hexane | ND | 0.200 | -- | ND | 0.705 | -- | | 1 |
| Diisopropyl ether | ND | 0.200 | -- | ND | 0.836 | -- | | 1 |
| 1,2-Dichloroethene (total) | ND | 1.00 | -- | ND | 1.00 | -- | | 1 |
| tert-Butyl Ethyl Ether | ND | 0.200 | -- | ND | 0.836 | -- | | 1 |
| 1,1,1-Trichloroethane | ND | 0.200 | -- | ND | 1.09 | -- | | 1 |
| 1,1-Dichloropropene | ND | 0.200 | -- | ND | 0.908 | -- | | 1 |
| Benzene | ND | 0.200 | -- | ND | 0.639 | -- | | 1 |
| Carbon tetrachloride | ND | 0.200 | -- | ND | 1.26 | -- | | 1 |
| Cyclohexane | ND | 0.200 | -- | ND | 0.688 | -- | | 1 |
| tert-Amyl Methyl Ether | ND | 0.200 | -- | ND | 0.836 | -- | | 1 |

**Project Name:** BATCH CANISTER CERTIFICATION
**Project Number:** CANISTER QC BAT

**Lab Number:** L2303465
**Report Date:** 02/06/23

# Air Canister Certification Results

Lab ID: L2303465-06
Client ID: CAN 373 SHELF 13
Sample Location:

Date Collected: 01/20/23 10:00
Date Received: 01/20/23
Field Prep: Not Specified

Sample Depth:

| Parameter | ppbV Results | ppbV RL | ppbV MDL | ug/m3 Results | ug/m3 RL | ug/m3 MDL | Qualifier | Dilution Factor |
|---|---|---|---|---|---|---|---|---|
| Volatile Organics in Air - Mansfield Lab | | | | | | | | |
| Dibromomethane | ND | 0.200 | -- | ND | 1.42 | -- | | 1 |
| 1,2-Dichloropropane | ND | 0.200 | -- | ND | 0.924 | -- | | 1 |
| Bromodichloromethane | ND | 0.200 | -- | ND | 1.34 | -- | | 1 |
| 1,4-Dioxane | ND | 0.200 | -- | ND | 0.721 | -- | | 1 |
| Trichloroethene | ND | 0.200 | -- | ND | 1.07 | -- | | 1 |
| 2,2,4-Trimethylpentane | ND | 0.200 | -- | ND | 0.934 | -- | | 1 |
| Methyl Methacrylate | ND | 0.500 | -- | ND | 2.05 | -- | | 1 |
| Heptane | ND | 0.200 | -- | ND | 0.820 | -- | | 1 |
| cis-1,3-Dichloropropene | ND | 0.200 | -- | ND | 0.908 | -- | | 1 |
| 4-Methyl-2-pentanone | ND | 0.500 | -- | ND | 2.05 | -- | | 1 |
| trans-1,3-Dichloropropene | ND | 0.200 | -- | ND | 0.908 | -- | | 1 |
| 1,1,2-Trichloroethane | ND | 0.200 | -- | ND | 1.09 | -- | | 1 |
| Toluene | ND | 0.200 | -- | ND | 0.754 | -- | | 1 |
| 1,3-Dichloropropane | ND | 0.200 | -- | ND | 0.924 | -- | | 1 |
| 2-Hexanone | ND | 0.200 | -- | ND | 0.820 | -- | | 1 |
| Dibromochloromethane | ND | 0.200 | -- | ND | 1.70 | -- | | 1 |
| 1,2-Dibromoethane | ND | 0.200 | -- | ND | 1.54 | -- | | 1 |
| Butyl acetate | ND | 0.500 | -- | ND | 2.38 | -- | | 1 |
| Octane | ND | 0.200 | -- | ND | 0.934 | -- | | 1 |
| Tetrachloroethene | ND | 0.200 | -- | ND | 1.36 | -- | | 1 |
| 1,1,1,2-Tetrachloroethane | ND | 0.200 | -- | ND | 1.37 | -- | | 1 |
| Chlorobenzene | ND | 0.200 | -- | ND | 0.921 | -- | | 1 |
| Ethylbenzene | ND | 0.200 | -- | ND | 0.869 | -- | | 1 |
| p/m-Xylene | ND | 0.400 | -- | ND | 1.74 | -- | | 1 |
| Bromoform | ND | 0.200 | -- | ND | 2.07 | -- | | 1 |
| Styrene | ND | 0.200 | -- | ND | 0.852 | -- | | 1 |
| 1,1,2,2-Tetrachloroethane | ND | 0.200 | -- | ND | 1.37 | -- | | 1 |

**Project Name:** BATCH CANISTER CERTIFICATION
**Project Number:** CANISTER QC BAT

**Lab Number:** L2303465
**Report Date:** 02/06/23

# Air Canister Certification Results

Lab ID: L2303465-06
Client ID: CAN 373 SHELF 13
Sample Location:

Date Collected: 01/20/23 10:00
Date Received: 01/20/23
Field Prep: Not Specified

Sample Depth:

| Parameter | ppbV Results | ppbV RL | ppbV MDL | ug/m3 Results | ug/m3 RL | ug/m3 MDL | Qualifier | Dilution Factor |
|---|---|---|---|---|---|---|---|---|
| Volatile Organics in Air - Mansfield Lab | | | | | | | | |
| o-Xylene | ND | 0.200 | -- | ND | 0.869 | -- | | 1 |
| 1,2,3-Trichloropropane | ND | 0.200 | -- | ND | 1.21 | -- | | 1 |
| Nonane | ND | 0.200 | -- | ND | 1.05 | -- | | 1 |
| Isopropylbenzene | ND | 0.200 | -- | ND | 0.983 | -- | | 1 |
| Bromobenzene | ND | 0.200 | -- | ND | 0.793 | -- | | 1 |
| 2-Chlorotoluene | ND | 0.200 | -- | ND | 1.04 | -- | | 1 |
| n-Propylbenzene | ND | 0.200 | -- | ND | 0.983 | -- | | 1 |
| 4-Chlorotoluene | ND | 0.200 | -- | ND | 1.04 | -- | | 1 |
| 4-Ethyltoluene | ND | 0.200 | -- | ND | 0.983 | -- | | 1 |
| 1,3,5-Trimethylbenzene | ND | 0.200 | -- | ND | 0.983 | -- | | 1 |
| tert-Butylbenzene | ND | 0.200 | -- | ND | 1.10 | -- | | 1 |
| 1,2,4-Trimethylbenzene | ND | 0.200 | -- | ND | 0.983 | -- | | 1 |
| Decane | ND | 0.200 | -- | ND | 1.16 | -- | | 1 |
| Benzyl chloride | ND | 0.200 | -- | ND | 1.04 | -- | | 1 |
| 1,3-Dichlorobenzene | ND | 0.200 | -- | ND | 1.20 | -- | | 1 |
| 1,4-Dichlorobenzene | ND | 0.200 | -- | ND | 1.20 | -- | | 1 |
| sec-Butylbenzene | ND | 0.200 | -- | ND | 1.10 | -- | | 1 |
| 1,2,3-Trimethylbenzene | ND | 0.200 | -- | ND | 0.983 | -- | | 1 |
| p-Isopropyltoluene | ND | 0.200 | -- | ND | 1.10 | -- | | 1 |
| 1,2-Dichlorobenzene | ND | 0.200 | -- | ND | 1.20 | -- | | 1 |
| n-Butylbenzene | ND | 0.200 | -- | ND | 1.10 | -- | | 1 |
| 1,2-Dibromo-3-chloropropane | ND | 0.200 | -- | ND | 1.93 | -- | | 1 |
| Undecane | ND | 0.200 | -- | ND | 1.28 | -- | | 1 |
| Dodecane | ND | 0.200 | -- | ND | 1.39 | -- | | 1 |
| 1,2,4-Trichlorobenzene | ND | 0.200 | -- | ND | 1.48 | -- | | 1 |
| Naphthalene | ND | 0.200 | -- | ND | 1.05 | -- | | 1 |
| 1,2,3-Trichlorobenzene | ND | 0.200 | -- | ND | 1.48 | -- | | 1 |

**Project Name:** BATCH CANISTER CERTIFICATION
**Project Number:** CANISTER QC BAT

**Lab Number:** L2303465
**Report Date:** 02/06/23

# Air Canister Certification Results

Lab ID: L2303465-06
Client ID: CAN 373 SHELF 13
Sample Location:

Date Collected: 01/20/23 10:00
Date Received: 01/20/23
Field Prep: Not Specified

Sample Depth:

| Parameter | ppbV Results | ppbV RL | ppbV MDL | ug/m3 Results | ug/m3 RL | ug/m3 MDL | Qualifier | Dilution Factor |
|---|---|---|---|---|---|---|---|---|
| Volatile Organics in Air - Mansfield Lab | | | | | | | | |
| Hexachlorobutadiene | ND | 0.200 | -- | ND | 2.13 | -- | | 1 |

| | Results | Qualifier | Units | RDL | Dilution Factor |
|---|---|---|---|---|---|
| Tentatively Identified Compounds | | | | | |
| No Tentatively Identified Compounds | | | | | |

| Internal Standard | % Recovery | Qualifier | Acceptance Criteria |
|---|---|---|---|
| 1,4-Difluorobenzene | 95 | | 60-140 |
| Bromochloromethane | 98 | | 60-140 |
| chlorobenzene-d5 | 96 | | 60-140 |

**Project Name:** BATCH CANISTER CERTIFICATION
**Project Number:** CANISTER QC BAT

**Lab Number:** L2303465
**Report Date:** 02/06/23

# Air Canister Certification Results

Lab ID: L2303465-06
Client ID: CAN 373 SHELF 13
Sample Location:

Date Collected: 01/20/23 10:00
Date Received: 01/20/23
Field Prep: Not Specified

Sample Depth:
Matrix: Air
Anaytical Method: 48,TO-15-SIM
Analytical Date: 01/20/23 22:20
Analyst: NFL

| | ppbV | | | ug/m3 | | | | |
|---|---|---|---|---|---|---|---|---|
| **Parameter** | **Results** | **RL** | **MDL** | **Results** | **RL** | **MDL** | **Qualifier** | **Dilution Factor** |
| Volatile Organics in Air by SIM - Mansfield Lab | | | | | | | | |
| Dichlorodifluoromethane | ND | 0.200 | -- | ND | 0.989 | -- | | 1 |
| Chloromethane | ND | 0.200 | -- | ND | 0.413 | -- | | 1 |
| Freon-114 | ND | 0.050 | -- | ND | 0.349 | -- | | 1 |
| Vinyl chloride | ND | 0.020 | -- | ND | 0.051 | -- | | 1 |
| 1,3-Butadiene | ND | 0.020 | -- | ND | 0.044 | -- | | 1 |
| Bromomethane | ND | 0.020 | -- | ND | 0.078 | -- | | 1 |
| Chloroethane | ND | 0.100 | -- | ND | 0.264 | -- | | 1 |
| Acrolein | ND | 0.050 | -- | ND | 0.115 | -- | | 1 |
| Acetone | ND | 1.00 | -- | ND | 2.38 | -- | | 1 |
| Trichlorofluoromethane | ND | 0.050 | -- | ND | 0.281 | -- | | 1 |
| Acrylonitrile | ND | 0.500 | -- | ND | 1.09 | -- | | 1 |
| 1,1-Dichloroethene | ND | 0.020 | -- | ND | 0.079 | -- | | 1 |
| Methylene chloride | ND | 0.500 | -- | ND | 1.74 | -- | | 1 |
| Freon-113 | ND | 0.050 | -- | ND | 0.383 | -- | | 1 |
| trans-1,2-Dichloroethene | ND | 0.020 | -- | ND | 0.079 | -- | | 1 |
| 1,1-Dichloroethane | ND | 0.020 | -- | ND | 0.081 | -- | | 1 |
| Methyl tert butyl ether | ND | 0.200 | -- | ND | 0.721 | -- | | 1 |
| 2-Butanone | ND | 0.500 | -- | ND | 1.47 | -- | | 1 |
| cis-1,2-Dichloroethene | ND | 0.020 | -- | ND | 0.079 | -- | | 1 |
| Chloroform | ND | 0.020 | -- | ND | 0.098 | -- | | 1 |
| 1,2-Dichloroethane | ND | 0.020 | -- | ND | 0.081 | -- | | 1 |
| 1,1,1-Trichloroethane | ND | 0.020 | -- | ND | 0.109 | -- | | 1 |
| Benzene | ND | 0.100 | -- | ND | 0.319 | -- | | 1 |
| Carbon tetrachloride | ND | 0.020 | -- | ND | 0.126 | -- | | 1 |

**Project Name:** BATCH CANISTER CERTIFICATION
**Project Number:** CANISTER QC BAT

**Lab Number:** L2303465
**Report Date:** 02/06/23

# Air Canister Certification Results

Lab ID: L2303465-06
Client ID: CAN 373 SHELF 13
Sample Location:

Date Collected: 01/20/23 10:00
Date Received: 01/20/23
Field Prep: Not Specified

Sample Depth:

| Parameter | ppbV Results | ppbV RL | ppbV MDL | ug/m3 Results | ug/m3 RL | ug/m3 MDL | Qualifier | Dilution Factor |
|---|---|---|---|---|---|---|---|---|
| Volatile Organics in Air by SIM - Mansfield Lab | | | | | | | | |
| 1,2-Dichloropropane | ND | 0.020 | -- | ND | 0.092 | -- | | 1 |
| Bromodichloromethane | ND | 0.020 | -- | ND | 0.134 | -- | | 1 |
| 1,4-Dioxane | ND | 0.100 | -- | ND | 0.360 | -- | | 1 |
| Trichloroethene | ND | 0.020 | -- | ND | 0.107 | -- | | 1 |
| cis-1,3-Dichloropropene | ND | 0.020 | -- | ND | 0.091 | -- | | 1 |
| 4-Methyl-2-pentanone | ND | 0.500 | -- | ND | 2.05 | -- | | 1 |
| trans-1,3-Dichloropropene | ND | 0.020 | -- | ND | 0.091 | -- | | 1 |
| 1,1,2-Trichloroethane | ND | 0.020 | -- | ND | 0.109 | -- | | 1 |
| Toluene | ND | 0.100 | -- | ND | 0.377 | -- | | 1 |
| Dibromochloromethane | ND | 0.020 | -- | ND | 0.170 | -- | | 1 |
| 1,2-Dibromoethane | ND | 0.020 | -- | ND | 0.154 | -- | | 1 |
| Tetrachloroethene | ND | 0.020 | -- | ND | 0.136 | -- | | 1 |
| 1,1,1,2-Tetrachloroethane | ND | 0.020 | -- | ND | 0.137 | -- | | 1 |
| Chlorobenzene | ND | 0.100 | -- | ND | 0.461 | -- | | 1 |
| Ethylbenzene | ND | 0.020 | -- | ND | 0.087 | -- | | 1 |
| p/m-Xylene | ND | 0.040 | -- | ND | 0.174 | -- | | 1 |
| Bromoform | ND | 0.020 | -- | ND | 0.207 | -- | | 1 |
| Styrene | ND | 0.020 | -- | ND | 0.085 | -- | | 1 |
| 1,1,2,2-Tetrachloroethane | ND | 0.020 | -- | ND | 0.137 | -- | | 1 |
| o-Xylene | ND | 0.020 | -- | ND | 0.087 | -- | | 1 |
| Isopropylbenzene | ND | 0.200 | -- | ND | 0.983 | -- | | 1 |
| 4-Ethyltoluene | ND | 0.020 | -- | ND | 0.098 | -- | | 1 |
| 1,3,5-Trimethybenzene | ND | 0.020 | -- | ND | 0.098 | -- | | 1 |
| 1,2,4-Trimethylbenzene | ND | 0.020 | -- | ND | 0.098 | -- | | 1 |
| Benzyl chloride | ND | 0.100 | -- | ND | 0.518 | -- | | 1 |
| 1,3-Dichlorobenzene | ND | 0.020 | -- | ND | 0.120 | -- | | 1 |
| 1,4-Dichlorobenzene | ND | 0.020 | -- | ND | 0.120 | -- | | 1 |

**Project Name:** BATCH CANISTER CERTIFICATION
**Project Number:** CANISTER QC BAT

**Lab Number:** L2303465
**Report Date:** 02/06/23

# Air Canister Certification Results

Lab ID: L2303465-06
Client ID: CAN 373 SHELF 13
Sample Location:

Date Collected: 01/20/23 10:00
Date Received: 01/20/23
Field Prep: Not Specified

Sample Depth:

| Parameter | ppbV Results | ppbV RL | ppbV MDL | ug/m3 Results | ug/m3 RL | ug/m3 MDL | Qualifier | Dilution Factor |
|---|---|---|---|---|---|---|---|---|
| Volatile Organics in Air by SIM - Mansfield Lab | | | | | | | | |
| sec-Butylbenzene | ND | 0.200 | -- | ND | 1.10 | -- | | 1 |
| p-Isopropyltoluene | ND | 0.200 | -- | ND | 1.10 | -- | | 1 |
| 1,2-Dichlorobenzene | ND | 0.020 | -- | ND | 0.120 | -- | | 1 |
| n-Butylbenzene | ND | 0.200 | -- | ND | 1.10 | -- | | 1 |
| 1,2,4-Trichlorobenzene | ND | 0.050 | -- | ND | 0.371 | -- | | 1 |
| Naphthalene | ND | 0.050 | -- | ND | 0.262 | -- | | 1 |
| 1,2,3-Trichlorobenzene | ND | 0.050 | -- | ND | 0.371 | -- | | 1 |
| Hexachlorobutadiene | ND | 0.050 | -- | ND | 0.533 | -- | | 1 |

| Internal Standard | % Recovery | Qualifier | Acceptance Criteria |
|---|---|---|---|
| 1,4-difluorobenzene | 94 | | 60-140 |
| bromochloromethane | 98 | | 60-140 |
| chlorobenzene-d5 | 94 | | 60-140 |

**Project Name:** NORTH MAIN ST SITE
**Project Number:** 12814:3

**Lab Number:** L2305242
**Report Date:** 02/06/23

## Sample Receipt and Container Information

Were project specific reporting limits specified? YES

### Cooler Information

| Cooler | Custody Seal |
|---|---|
| NA | Absent |

### Container Information

| Container ID | Container Type | Cooler | Initial pH | Final pH | Temp deg C | Pres | Seal | Frozen Date/Time | Analysis(*) |
|---|---|---|---|---|---|---|---|---|---|
| L2305242-01A | Canister - 6 Liter | NA | NA | | | Y | Absent | | TO15-LL(30) |
| L2305242-02A | Canister - 6 Liter | NA | NA | | | Y | Absent | | TO15-LL(30) |
| L2305242-03A | Canister - 6 Liter | NA | NA | | | Y | Absent | | TO15-LL(30) |



*Values in parentheses indicate holding time in days

| | | | |
|---|---|---|---|
| **Project Name:** | NORTH MAIN ST SITE | **Lab Number:** | L2305242 |
| **Project Number:** | 12814:3 | **Report Date:** | 02/06/23 |

## GLOSSARY

***Acronyms***

| | |
|---|---|
| DL | - Detection Limit: This value represents the level to which target analyte concentrations are reported as estimated values, when those target analyte concentrations are quantified below the limit of quantitation (LOQ). The DL includes any adjustments from dilutions, concentrations or moisture content, where applicable. (DoD report formats only.) |
| EDL | - Estimated Detection Limit: This value represents the level to which target analyte concentrations are reported as estimated values, when those target analyte concentrations are quantified below the reporting limit (RL). The EDL includes any adjustments from dilutions, concentrations or moisture content, where applicable. The use of EDLs is specific to the analysis of PAHs using Solid-Phase Microextraction (SPME). |
| EMPC | - Estimated Maximum Possible Concentration: The concentration that results from the signal present at the retention time of an analyte when the ions meet all of the identification criteria except the ion abundance ratio criteria. An EMPC is a worst-case estimate of the concentration. |
| EPA | - Environmental Protection Agency. |
| LCS | - Laboratory Control Sample: A sample matrix, free from the analytes of interest, spiked with verified known amounts of analytes or a material containing known and verified amounts of analytes. |
| LCSD | - Laboratory Control Sample Duplicate: Refer to LCS. |
| LFB | - Laboratory Fortified Blank: A sample matrix, free from the analytes of interest, spiked with verified known amounts of analytes or a material containing known and verified amounts of analytes. |
| LOD | - Limit of Detection: This value represents the level to which a target analyte can reliably be detected for a specific analyte in a specific matrix by a specific method. The LOD includes any adjustments from dilutions, concentrations or moisture content, where applicable. (DoD report formats only.) |
| LOQ | - Limit of Quantitation: The value at which an instrument can accurately measure an analyte at a specific concentration. The LOQ includes any adjustments from dilutions, concentrations or moisture content, where applicable. (DoD report formats only.)<br><br>Limit of Quantitation: The value at which an instrument can accurately measure an analyte at a specific concentration. The LOQ includes any adjustments from dilutions, concentrations or moisture content, where applicable. (DoD report formats only.) |
| MDL | - Method Detection Limit: This value represents the level to which target analyte concentrations are reported as estimated values, when those target analyte concentrations are quantified below the reporting limit (RL). The MDL includes any adjustments from dilutions, concentrations or moisture content, where applicable. |
| MS | - Matrix Spike Sample: A sample prepared by adding a known mass of target analyte to a specified amount of matrix sample for which an independent estimate of target analyte concentration is available. For Method 332.0, the spike recovery is calculated using the native concentration, including estimated values. |
| MSD | - Matrix Spike Sample Duplicate: Refer to MS. |
| NA | - Not Applicable. |
| NC | - Not Calculated: Term is utilized when one or more of the results utilized in the calculation are non-detect at the parameter's reporting unit. |
| NDPA/DPA | - N-Nitrosodiphenylamine/Diphenylamine. |
| NI | - Not Ignitable. |
| NP | - Non-Plastic: Term is utilized for the analysis of Atterberg Limits in soil. |
| NR | - No Results: Term is utilized when 'No Target Compounds Requested' is reported for the analysis of Volatile or Semivolatile Organic TIC only requests. |
| RL | - Reporting Limit: The value at which an instrument can accurately measure an analyte at a specific concentration. The RL includes any adjustments from dilutions, concentrations or moisture content, where applicable. |
| RPD | - Relative Percent Difference: The results from matrix and/or matrix spike duplicates are primarily designed to assess the precision of analytical results in a given matrix and are expressed as relative percent difference (RPD). Values which are less than five times the reporting limit for any individual parameter are evaluated by utilizing the absolute difference between the values; although the RPD value will be provided in the report. |
| SRM | - Standard Reference Material: A reference sample of a known or certified value that is of the same or similar matrix as the associated field samples. |
| STLP | - Semi-dynamic Tank Leaching Procedure per EPA Method 1315. |
| TEF | - Toxic Equivalency Factors: The values assigned to each dioxin and furan to evaluate their toxicity relative to 2,3,7,8-TCDD. |
| TEQ | - Toxic Equivalent: The measure of a sample's toxicity derived by multiplying each dioxin and furan by its corresponding TEF and then summing the resulting values. |
| TIC | - Tentatively Identified Compound: A compound that has been identified to be present and is not part of the target compound list (TCL) for the method and/or program. All TICs are qualitatively identified and reported as estimated concentrations. |

*Report Format: Data Usability Report*

| | | | |
|---|---|---|---|
| **Project Name:** | NORTH MAIN ST SITE | **Lab Number:** | L2305242 |
| **Project Number:** | 12814:3 | **Report Date:** | 02/06/23 |

***Footnotes***

1 - The reference for this analyte should be considered modified since this analyte is absent from the target analyte list of the original method.

***Terms***

Analytical Method: Both the document from which the method originates and the analytical reference method. (Example: EPA 8260B is shown as 1,8260B.) The codes for the reference method documents are provided in the References section of the Addendum.

Chlordane: The target compound Chlordane (CAS No. 57-74-9) is reported for GC ECD analyses. Per EPA,this compound "refers to a mixture of chlordane isomers, other chlorinated hydrocarbons and numerous other components." (Reference: USEPA Toxicological Review of Chlordane, In Support of Summary Information on the Integrated Risk Information System (IRIS), December 1997.)

Difference: With respect to Total Oxidizable Precursor (TOP) Assay analysis, the difference is defined as the Post-Treatment value minus the Pre-Treatment value.

Final pH: As it pertains to Sample Receipt & Container Information section of the report, Final pH reflects pH of container determined after adjustment at the laboratory, if applicable. If no adjustment required, value reflects Initial pH.

Frozen Date/Time: With respect to Volatile Organics in soil, Frozen Date/Time reflects the date/time at which associated Reagent Water-preserved vials were initially frozen. Note: If frozen date/time is beyond 48 hours from sample collection, value will be reflected in 'bold'.

Gasoline Range Organics (GRO): Gasoline Range Organics (GRO) results include all chromatographic peaks eluting from Methyl tert butyl ether through Naphthalene, with the exception of GRO analysis in support of State of Ohio programs, which includes all chromatographic peaks eluting from Hexane through Dodecane.

Initial pH: As it pertains to Sample Receipt & Container Information section of the report, Initial pH reflects pH of container determined upon receipt, if applicable.

PAH Total: With respect to Alkylated PAH analyses, the 'PAHs, Total' result is defined as the summation of results for all or a subset of the following compounds: Naphthalene, C1-C4 Naphthalenes, 2-Methylnaphthalene, 1-Methylnaphthalene, Biphenyl, Acenaphthylene, Acenaphthene, Fluorene, C1-C3 Fluorenes, Phenanthrene, C1-C4 Phenanthrenes/Anthracenes, Anthracene, Fluoranthene, Pyrene, C1-C4 Fluoranthenes/Pyrenes, Benz(a)anthracene, Chrysene, C1-C4 Chrysenes, Benzo(b)fluoranthene, Benzo(j)+(k)fluoranthene, Benzo(e)pyrene, Benzo(a)pyrene, Perylene, Indeno(1,2,3-cd)pyrene, Dibenz(ah)+(ac)anthracene, Benzo(g,h,i)perylene. If a 'Total' result is requested, the results of its individual components will also be reported.

PFAS Total: With respect to PFAS analyses, the 'PFAS, Total (5)' result is defined as the summation of results for: PFHpA, PFHxS, PFOA, PFNA and PFOS. In addition, the 'PFAS, Total (6)' result is defined as the summation of results for: PFHpA, PFHxS, PFOA, PFNA, PFDA and PFOS. For MassDEP DW compliance analysis only, the 'PFAS, Total (6)' result is defined as the summation of results at or above the RL. Note: If a 'Total' result is requested, the results of its individual components will also be reported.

Total: With respect to Organic analyses, a 'Total' result is defined as the summation of results for individual isomers or Aroclors. If a 'Total' result is requested, the results of its individual components will also be reported. This is applicable to 'Total' results for methods 8260, 8081 and 8082.

***Data Qualifiers***

**A** - Spectra identified as "Aldol Condensates" are byproducts of the extraction/concentration procedures when acetone is introduced in the process.

**B** - The analyte was detected above the reporting limit in the associated method blank. Flag only applies to associated field samples that have detectable concentrations of the analyte at less than ten times (10x) the concentration found in the blank. For MCP-related projects, flag only applies to associated field samples that have detectable concentrations of the analyte at less than ten times (10x) the concentration found in the blank. For DOD-related projects, flag only applies to associated field samples that have detectable concentrations of the analyte at less than ten times (10x) the concentration found in the blank AND the analyte was detected above one-half the reporting limit (or above the reporting limit for common lab contaminants) in the associated method blank. For NJ-Air-related projects, flag only applies to associated field samples that have detectable concentrations of the analyte above the reporting limit. For NJ-related projects (excluding Air), flag only applies to associated field samples that have detectable concentrations of the analyte, which was detected above the reporting limit in the associated method blank or above five times the reporting limit for common lab contaminants (Phthalates, Acetone, Methylene Chloride, 2-Butanone).

**C** - Co-elution: The target analyte co-elutes with a known lab standard (i.e. surrogate, internal standards, etc.) for co-extracted analyses.

**D** - Concentration of analyte was quantified from diluted analysis. Flag only applies to field samples that have detectable concentrations of the analyte.

**E** - Concentration of analyte exceeds the range of the calibration curve and/or linear range of the instrument.

**F** - The ratio of quantifier ion response to qualifier ion response falls outside of the laboratory criteria. Results are considered to be an estimated maximum concentration.

**G** - The concentration may be biased high due to matrix interferences (i.e, co-elution) with non-target compound(s). The result should be considered estimated.

**H** - The analysis of pH was performed beyond the regulatory-required holding time of 15 minutes from the time of sample collection.

**I** - The lower value for the two columns has been reported due to obvious interference.

**J** - Estimated value. This represents an estimated concentration for Tentatively Identified Compounds (TICs).

**M** - Reporting Limit (RL) exceeds the MCP CAM Reporting Limit for this analyte.

*Report Format: Data Usability Report*

| | | | |
|---|---|---|---|
| **Project Name:** | NORTH MAIN ST SITE | **Lab Number:** | L2305242 |
| **Project Number:** | 12814:3 | **Report Date:** | 02/06/23 |

***Data Qualifiers***

**ND** - Not detected at the reporting limit (RL) for the sample.

**NJ** - Presumptive evidence of compound. This represents an estimated concentration for Tentatively Identified Compounds (TICs), where the identification is based on a mass spectral library search.

**P** - The RPD between the results for the two columns exceeds the method-specified criteria.

**Q** - The quality control sample exceeds the associated acceptance criteria. For DOD-related projects, LCS and/or Continuing Calibration Standard exceedences are also qualified on all associated sample results. Note: This flag is not applicable for matrix spike recoveries when the sample concentration is greater than 4x the spike added or for batch duplicate RPD when the sample concentrations are less than 5x the RL. (Metals only.)

**R** - Analytical results are from sample re-analysis.

**RE** - Analytical results are from sample re-extraction.

**S** - Analytical results are from modified screening analysis.

**V** - The surrogate associated with this target analyte has a recovery outside the QC acceptance limits. (Applicable to MassDEP DW Compliance samples only.)

**Z** - The batch matrix spike and/or duplicate associated with this target analyte has a recovery/RPD outside the QC acceptance limits. (Applicable to MassDEP DW Compliance samples only.)

## REFERENCES

48 Compendium of Methods for the Determination of Toxic Organic Compounds in Ambient Air. Second Edition. EPA/625/R-96/010b, January 1999.

## LIMITATION OF LIABILITIES

Alpha Analytical performs services with reasonable care and diligence normal to the analytical testing laboratory industry. In the event of an error, the sole and exclusive responsibility of Alpha Analytical shall be to re-perform the work at it's own expense. In no event shall Alpha Analytical be held liable for any incidental, consequential or special damages, including but not limited to, damages in any way connected with the use of, interpretation of, information or analysis provided by Alpha Analytical.

We strongly urge our clients to comply with EPA protocol regarding sample volume, preservation, cooling, containers, sampling procedures, holding time and splitting of samples in the field.

# Certification Information

**The following analytes are not included in our Primary NELAP Scope of Accreditation:**

**Westborough Facility**
**EPA 624/624.1:** m/p-xylene, o-xylene, Naphthalene
**EPA 625/625.1:** alpha-Terpineol
**EPA 8260C/8260D:** NPW: 1,2,4,5-Tetramethylbenzene; 4-Ethyltoluene, Azobenzene; SCM: Iodomethane (methyl iodide), 1,2,4,5-Tetramethylbenzene; 4-Ethyltoluene.
**EPA 8270D/8270E:** NPW: Dimethylnaphthalene,1,4-Diphenylhydrazine, alpha-Terpineol; SCM: Dimethylnaphthalene,1,4-Diphenylhydrazine.
**SM4500**: NPW: Amenable Cyanide; SCM: Total Phosphorus, TKN, NO2, NO3.

**Mansfield Facility**
**SM 2540D:** TSS
**EPA 8082A:** NPW: PCB: 1, 5, 31, 87,101, 110, 141, 151, 153, 180, 183, 187.
**EPA TO-15:** Halothane, 2,4,4-Trimethyl-2-pentene, 2,4,4-Trimethyl-1-pentene, Thiophene, 2-Methylthiophene, 3-Methylthiophene, 2-Ethylthiophene, 1,2,3-Trimethylbenzene, Indan, Indene, 1,2,4,5-Tetramethylbenzene, Benzothiophene, 1-Methylnaphthalene.
**Biological Tissue Matrix:** EPA 3050B

**The following analytes are included in our Massachusetts DEP Scope of Accreditation**

**Westborough Facility:**

***Drinking Water***
**EPA 300.0**: Chloride, Nitrate-N, Fluoride, Sulfate; **EPA 353.2**: Nitrate-N, Nitrite-N; **SM4500NO3-F**: Nitrate-N, Nitrite-N; **SM4500F-C, SM4500CN-CE, EPA 180.1, SM2130B, SM4500Cl-D, SM2320B, SM2540C, SM4500H-B, SM4500NO2-B**
**EPA 332**: Perchlorate; **EPA 524.2:** THMs and VOCs; **EPA 504.1:** EDB, DBCP.
**Microbiology**: **SM9215B; SM9223-P/A, SM9223B-Colilert-QT,SM9222D**.

***Non-Potable Water***
**SM4500H,B, EPA 120.1, SM2510B, SM2540C, SM2320B, SM4500CL-E, SM4500F-BC, SM4500NH3-BH:** Ammonia-N and Kjeldahl-N, **EPA 350.1**: Ammonia-N, **LACHAT 10-107-06-1-B**: Ammonia-N, **EPA 351.1, SM4500NO3-F, EPA 353.2**: Nitrate-N, **SM4500P-E, SM4500P-B, E, SM4500SO4-E, SM5220D, EPA 410.4, SM5210B, SM5310C, SM4500CL-D, EPA 1664, EPA 420.1, SM4500-CN-CE, SM2540D, EPA 300: Chloride, Sulfate, Nitrate.**
**EPA 624.1**: Volatile Halocarbons & Aromatics,
**EPA 608.3**: Chlordane, Toxaphene, Aldrin, alpha-BHC, beta-BHC, gamma-BHC, delta-BHC, Dieldrin, DDD, DDE, DDT, Endosulfan I, Endosulfan II, Endosulfan sulfate, Endrin, Endrin Aldehyde, Heptachlor, Heptachlor Epoxide, PCBs
**EPA 625.1**: SVOC (Acid/Base/Neutral Extractables), **EPA 600/4-81-045**: PCB-Oil.
**Microbiology**: **SM9223B-Colilert-QT; Enterolert-QT, SM9221E, EPA 1600, EPA 1603, SM9222D.**

**Mansfield Facility:**

***Drinking Water***
**EPA 200.7:** Al, Ba, Cd, Cr, Cu, Fe, Mn, Ni, Na, Ag, Ca, Zn. **EPA 200.8:** Al, Sb, As, Ba, Be, Cd, Cr, Cu, Pb, Mn, Ni, Se, Ag, TL, Zn. **EPA 245.1** Hg.
**EPA 522, EPA 537.1.**

***Non-Potable Water***
**EPA 200.7:** Al, Sb, As, Be, Cd, Ca, Cr, Co, Cu, Fe, Pb, Mg, Mn, Mo, Ni, K, Se, Ag, Na, Sr, TL, Ti, V, Zn.
**EPA 200.8:** Al, Sb, As, Be, Cd, Cr, Cu, Fe, Pb, Mn, Ni, K, Se, Ag, Na, TL, Zn.
**EPA 245.1** Hg.
**SM2340B**

For a complete listing of analytes and methods, please contact your Alpha Project Manager.

# AIR ANALYSIS

ALPHA ANALYTICAL

**CHAIN OF CUSTODY**

PAGE 1 OF 1

320 Forbes Blvd, Mansfield, MA 02048
TEL: 508-822-9300 FAX: 508-822-3288

**Date Rec'd in Lab:** 2/1/23

**ALPHA Job #:** L2305242

**Client Information**

Client: SESI
Address: 959 US46 Floor 3 Suite 300 Parsippany, Fronttills NJ
Phone: 973 808 9050
Fax:
Email: monica.norton@sesi.org

☐ These samples have been previously analyzed by Alpha

**Project Information**

Project Name: North Main St Site
Project Location: Portchester
Project #: 12814:3
Project Manager: Monica Norton
ALPHA Quote #:

**Turn-Around Time**

☑ Standard ☐ RUSH (only confirmed if pre-approved!)

Date Due: Time:

**Report Information - Data Deliverables**

☐ FAX
☑ ADEx
Criteria Checker: DOH Matrix Criteria
(Default based on Regulatory Criteria Indicated)
Other Formats:
☐ EMAIL (standard pdf report)
☐ Additional Deliverables:

Report to: (if different than Project Manager)

**Billing Information**

☐ Same as Client info PO #:

**Regulatory Requirements/Report Limits**

| State/Fed | Program | Res / Comm |
|---|---|---|
| | | |
| | | |
| | | |

Other Project Specific Requirements/Comments: SV-203 Canister #2339

Project-Specific Target Compound List: ☐

**All Columns Below Must Be Filled Out**

| ALPHA Lab ID (Lab Use Only) | Sample ID | COLLECTION End Date | Start Time | End Time | Initial Vacuum | Final Vacuum | Sample Matrix* | Sampler's Initials | Can Size | I D Can | I D - Flow Controller | TO-15 | TO-15 SIM | APH (Subtract Non-petroleum HCs ☐) | Fixed Gases | Sulfides & Mercaptans by TO-15 | | | Sample Comments (i.e. PID) |
|---|---|---|---|---|---|---|---|---|---|---|---|---|---|---|---|---|---|---|---|
| 05242-01 | SV-203 | 1/31 | 930 | 942 | 30.33 | 4.81 | SV | CB | 2.7L | 2041 | 1636 | ✓ | | | | | | | |
| -02 | SV-204 | 1/31 | 1145 | 1157 | 30.52 | 4.70 | SV | CB | ↓ | 464 | 1445 | ✓ | | | | | | | |
| -03 | SV-205 | 1/31 | 10:05 | 10:17 | 29.95 | 4.83 | SV | CB | ↓ | 2339 | 1590 | ✓ | | | | | | | |

*SAMPLE MATRIX CODES
AA = Ambient Air (Indoor/Outdoor)
SV = Soil Vapor/Landfill Gas/SVE
Other = Please Specify

Container Type: Summa 5

| Relinquished By: | Date/Time | Received By: | Date/Time: |
|---|---|---|---|
| CBAR (AAL) | 1/31/23 1814 | CBAR (AAL) | 1/31/23 1344 |
| | 1/31/23 | | 1/31/23 2100 |
| | 2/1/23 0845 | | 2/2/23 0005 |

Please print clearly, legibly and completely. Samples can not be logged in and turnaround time clock will not start until any ambiguities are resolved. All samples submitted are subject to Alpha's Terms and Conditions. See reverse side.

2/1/23

Form No: 101-02 Rev: (25-Sep-15)

# ANALYTICAL REPORT

| | |
|---|---|
| Lab Number: | L2304831 |
| Client: | Soils Engineering Services, Inc.<br>959 Route 46E<br>Parsippany, NJ 07054 |
| ATTN: | Monica Norton |
| Phone: | (973) 808-9050 |
| Project Name: | NORTH MAIN STREET SITE |
| Project Number: | 12814, PHASE 3 |
| Report Date: | 03/07/23 |



Certifications & Approvals: MA (M-MA086), NH NELAP (2064), CT (PH-0574), IL (200077), ME (MA00086), MD (348), NJ (MA935), NY (11148), NC (25700/666), PA (68-03671), RI (LAO00065), TX (T104704476), VT (VT-0935), VA (460195), USDA (Permit #P330-17-00196).

Eight Walkup Drive, Westborough, MA 01581-1019
508-898-9220 (Fax) 508-898-9193 800-624-9220 - www.alphalab.com

**Project Name:** NORTH MAIN STREET SITE
**Project Number:** 12814, PHASE 3

**Lab Number:** L2304831
**Report Date:** 03/07/23

| Alpha Sample ID | Client ID | Matrix | Sample Location | Collection Date/Time | Receive Date |
|---|---|---|---|---|---|
| L2304831-01 | SB-207 (8.5-9) | SOIL | 128-156 NORTH MAIN ST. PORT CHESTER NY | 01/27/23 09:00 | 01/27/23 |
| L2304831-02 | SB-208 (2.5-3) | SOIL | 128-156 NORTH MAIN ST. PORT CHESTER NY | 01/27/23 10:30 | 01/27/23 |
| L2304831-03 | SB-209 (2.5-3) | SOIL | 128-156 NORTH MAIN ST. PORT CHESTER NY | 01/27/23 12:20 | 01/27/23 |
| L2304831-04 | TWP-202 | WATER | 128-156 NORTH MAIN ST. PORT CHESTER NY | 01/27/23 12:40 | 01/27/23 |
| L2304831-05 | TB-20230127 | WATER | 128-156 NORTH MAIN ST. PORT CHESTER NY | 01/27/23 00:00 | 01/27/23 |

| | | | |
|---|---|---|---|
| **Project Name:** | NORTH MAIN STREET SITE | **Lab Number:** | L2304831 |
| **Project Number:** | 12814, PHASE 3 | **Report Date:** | 03/07/23 |

## Case Narrative

The samples were received in accordance with the Chain of Custody and no significant deviations were encountered during the preparation or analysis unless otherwise noted. Sample Receipt, Container Information, and the Chain of Custody are located at the back of the report.

Results contained within this report relate only to the samples submitted under this Alpha Lab Number and meet NELAP requirements for all NELAP accredited parameters unless otherwise noted in the following narrative. The data presented in this report is organized by parameter (i.e. VOC, SVOC, etc.). Sample specific Quality Control data (i.e. Surrogate Spike Recovery) is reported at the end of the target analyte list for each individual sample, followed by the Laboratory Batch Quality Control at the end of each parameter. Tentatively Identified Compounds (TICs), if requested, are reported for compounds identified to be present and are not part of the method/program Target Compound List, even if only a subset of the TCL are being reported. If a sample was re-analyzed or re-extracted due to a required quality control corrective action and if both sets of data are reported, the Laboratory ID of the re-analysis or re-extraction is designated with an "R" or "RE", respectively.

When multiple Batch Quality Control elements are reported (e.g. more than one LCS), the associated samples for each element are noted in the grey shaded header line of each data table. Any Laboratory Batch, Sample Specific % recovery or RPD value that is outside the listed Acceptance Criteria is bolded in the report. In reference to questions H (CAM) or 4 (RCP) when "NO" is checked, the performance criteria for CAM and RCP methods allow for some quality control failures to occur and still be within method compliance. In these instances, the specific failure is not narrated but noted in the associated QC Outlier Summary Report, located directly after the Case Narrative. QC information is also incorporated in the Data Usability Assessment table (Format 11) of our Data Merger tool, where it can be reviewed in conjunction with the sample result, associated regulatory criteria and any associated data usability implications.

Soil/sediments, solids and tissues are reported on a dry weight basis unless otherwise noted. Definitions of all data qualifiers and acronyms used in this report are provided in the Glossary located at the back of the report.

HOLD POLICY - For samples submitted on hold, Alpha's policy is to hold samples (with the exception of Air canisters) free of charge for 21 calendar days from the date the project is completed. After 21 calendar days, we will dispose of all samples submitted including those put on hold unless you have contacted your Alpha Project Manager and made arrangements for Alpha to continue to hold the samples. Air canisters will be disposed after 3 business days from the date the project is completed.

Please contact Project Management at 800-624-9220 with any questions.

| | | | |
|---|---|---|---|
| **Project Name:** | NORTH MAIN STREET SITE | **Lab Number:** | L2304831 |
| **Project Number:** | 12814, PHASE 3 | **Report Date:** | 03/07/23 |

**Case Narrative (continued)**

Report Submission

March 07, 2023: This final report includes the results of all requested analyses.

February 07, 2023: This is a preliminary report.

February 03, 2023: This is a preliminary report.

All non-detect (ND) or estimated concentrations (J-qualified) have been quantitated to the limit noted in the MDL column.

Volatile Organics

L2304831-01: The surrogate recoveries are outside the acceptance criteria for toluene-d8 (140%) and 4-bromofluorobenzene (676%); however, the sample was not re-analyzed due to coelution with an obvious interference. A copy of the chromatogram is included as an attachment to this report.

Semivolatile Organics

L2304831-01D and -03D: The sample has elevated detection limits due to the dilution required by the sample matrix.

Semivolatile Organics by SIM

The WG1738715-1 Method Blank, associated with L2304831-04, has a concentration above the reporting limit for 2-Methylnaphthalene. Since the associated sample concentrations are either greater than 10x the blank concentration or non-detect to the RL for this target analyte, no corrective action is required. Any results detected below the reporting limit are qualified with a "B".

Perfluorinated Alkyl Acids by 1633

L2304831-03: Extracted Internal Standard recoveries were outside the acceptance criteria for individual analytes. Please refer to the surrogate section of the report for details.

L2304831-04: The sample was extracted with the method required holding time exceeded.

| | | | |
|---|---|---|---|
| **Project Name:** | NORTH MAIN STREET SITE | **Lab Number:** | L2304831 |
| **Project Number:** | 12814, PHASE 3 | **Report Date:** | 03/07/23 |

**Case Narrative (continued)**

PCBs

L2304831-01: The sample has elevated detection limits due to the limited sample volume utilized during extraction, as required by the sample matrix.

Total Metals

L2304831-01, -02, and -03: The sample has elevated detection limits for all elements, with the exception of mercury, due to the dilution required by the sample matrix.

Cyanide, Total

The WG1740106-2/-3 LCS/LCSD recoveries for cyanide, total (51%/74%), associated with L2304831-01 and -02, are outside our in-house acceptance criteria, but within the vendor-certified acceptance limits. The results of the original analyses are reported. The LCS/LCSD RPD is above the acceptance criteria for cyanide, total (36%).

The WG1740107-2/-3 LCS/LCSD recoveries for cyanide, total (51%/74%), associated with L2304831-03, are outside our in-house acceptance criteria, but within the vendor-certified acceptance limits. The results of the original analyses are reported. The LCS/LCSD RPD is above the acceptance criteria for cyanide, total (36%).

I, the undersigned, attest under the pains and penalties of perjury that, to the best of my knowledge and belief and based upon my personal inquiry of those responsible for providing the information contained in this analytical report, such information is accurate and complete. This certificate of analysis is not complete unless this page accompanies any and all pages of this report.

Authorized Signature: Michelle M. Morris

Title: Technical Director/Representative Date: 03/07/23

# ORGANICS

# VOLATILES

**Project Name:** NORTH MAIN STREET SITE **Lab Number:** L2304831

**Project Number:** 12814, PHASE 3 **Report Date:** 03/07/23

## SAMPLE RESULTS

Lab ID: L2304831-01
Client ID: SB-207 (8.5-9)
Sample Location: 128-156 NORTH MAIN ST. PORT CHESTER NY

Date Collected: 01/27/23 09:00
Date Received: 01/27/23
Field Prep: Not Specified

Sample Depth:
Matrix: Soil
Analytical Method: 1,8260D
Analytical Date: 02/01/23 14:27
Analyst: AJK
Percent Solids: 79%

| Parameter | Result | Qualifier | Units | RL | MDL | Dilution Factor |
|---|---|---|---|---|---|---|
| **Volatile Organics by EPA 5035 Low - Westborough Lab** | | | | | | |
| Methylene chloride | ND | | ug/kg | 5.9 | 2.7 | 1 |
| 1,1-Dichloroethane | ND | | ug/kg | 1.2 | 0.17 | 1 |
| Chloroform | ND | | ug/kg | 1.8 | 0.16 | 1 |
| Carbon tetrachloride | ND | | ug/kg | 1.2 | 0.27 | 1 |
| 1,2-Dichloropropane | ND | | ug/kg | 1.2 | 0.15 | 1 |
| Dibromochloromethane | ND | | ug/kg | 1.2 | 0.16 | 1 |
| 1,1,2-Trichloroethane | ND | | ug/kg | 1.2 | 0.32 | 1 |
| Tetrachloroethene | ND | | ug/kg | 0.59 | 0.23 | 1 |
| Chlorobenzene | ND | | ug/kg | 0.59 | 0.15 | 1 |
| Trichlorofluoromethane | ND | | ug/kg | 4.7 | 0.82 | 1 |
| 1,2-Dichloroethane | ND | | ug/kg | 1.2 | 0.30 | 1 |
| 1,1,1-Trichloroethane | ND | | ug/kg | 0.59 | 0.20 | 1 |
| Bromodichloromethane | ND | | ug/kg | 0.59 | 0.13 | 1 |
| trans-1,3-Dichloropropene | ND | | ug/kg | 1.2 | 0.32 | 1 |
| cis-1,3-Dichloropropene | ND | | ug/kg | 0.59 | 0.19 | 1 |
| 1,3-Dichloropropene, Total | ND | | ug/kg | 0.59 | 0.19 | 1 |
| 1,1-Dichloropropene | ND | | ug/kg | 0.59 | 0.19 | 1 |
| Bromoform | ND | | ug/kg | 4.7 | 0.29 | 1 |
| 1,1,2,2-Tetrachloroethane | ND | | ug/kg | 0.59 | 0.20 | 1 |
| Benzene | ND | | ug/kg | 0.59 | 0.20 | 1 |
| Toluene | 1.5 | | ug/kg | 1.2 | 0.64 | 1 |
| Ethylbenzene | 9.4 | | ug/kg | 1.2 | 0.17 | 1 |
| Chloromethane | ND | | ug/kg | 4.7 | 1.1 | 1 |
| Bromomethane | ND | | ug/kg | 2.4 | 0.68 | 1 |
| Vinyl chloride | ND | | ug/kg | 1.2 | 0.40 | 1 |
| Chloroethane | ND | | ug/kg | 2.4 | 0.53 | 1 |
| 1,1-Dichloroethene | ND | | ug/kg | 1.2 | 0.28 | 1 |
| trans-1,2-Dichloroethene | ND | | ug/kg | 1.8 | 0.16 | 1 |

**Project Name:** NORTH MAIN STREET SITE **Lab Number:** L2304831

**Project Number:** 12814, PHASE 3 **Report Date:** 03/07/23

## SAMPLE RESULTS

Lab ID: L2304831-01 Date Collected: 01/27/23 09:00

Client ID: SB-207 (8.5-9) Date Received: 01/27/23

Sample Location: 128-156 NORTH MAIN ST. PORT CHESTER NY Field Prep: Not Specified

Sample Depth:

| Parameter | Result | Qualifier | Units | RL | MDL | Dilution Factor |
|---|---|---|---|---|---|---|
| Volatile Organics by EPA 5035 Low - Westborough Lab | | | | | | |
| Trichloroethene | ND | | ug/kg | 0.59 | 0.16 | 1 |
| 1,2-Dichlorobenzene | 8.8 | | ug/kg | 2.4 | 0.17 | 1 |
| 1,3-Dichlorobenzene | ND | | ug/kg | 2.4 | 0.17 | 1 |
| 1,4-Dichlorobenzene | 3.5 | | ug/kg | 2.4 | 0.20 | 1 |
| Methyl tert butyl ether | ND | | ug/kg | 2.4 | 0.24 | 1 |
| p/m-Xylene | 19 | | ug/kg | 2.4 | 0.66 | 1 |
| o-Xylene | 45 | | ug/kg | 1.2 | 0.34 | 1 |
| Xylenes, Total | 64 | | ug/kg | 1.2 | 0.34 | 1 |
| cis-1,2-Dichloroethene | ND | | ug/kg | 1.2 | 0.21 | 1 |
| 1,2-Dichloroethene, Total | ND | | ug/kg | 1.2 | 0.16 | 1 |
| Dibromomethane | ND | | ug/kg | 2.4 | 0.28 | 1 |
| Styrene | 0.28 | J | ug/kg | 1.2 | 0.23 | 1 |
| Dichlorodifluoromethane | ND | | ug/kg | 12 | 1.1 | 1 |
| Acetone | 71 | | ug/kg | 12 | 5.7 | 1 |
| Carbon disulfide | ND | | ug/kg | 12 | 5.4 | 1 |
| 2-Butanone | ND | | ug/kg | 12 | 2.6 | 1 |
| Vinyl acetate | ND | | ug/kg | 12 | 2.5 | 1 |
| 4-Methyl-2-pentanone | ND | | ug/kg | 12 | 1.5 | 1 |
| 1,2,3-Trichloropropane | ND | | ug/kg | 2.4 | 0.15 | 1 |
| 2-Hexanone | ND | | ug/kg | 12 | 1.4 | 1 |
| Bromochloromethane | ND | | ug/kg | 2.4 | 0.24 | 1 |
| 2,2-Dichloropropane | ND | | ug/kg | 2.4 | 0.24 | 1 |
| 1,2-Dibromoethane | ND | | ug/kg | 1.2 | 0.33 | 1 |
| 1,3-Dichloropropane | ND | | ug/kg | 2.4 | 0.20 | 1 |
| 1,1,1,2-Tetrachloroethane | ND | | ug/kg | 0.59 | 0.16 | 1 |
| Bromobenzene | ND | | ug/kg | 2.4 | 0.17 | 1 |
| n-Butylbenzene | 99 | | ug/kg | 1.2 | 0.20 | 1 |
| sec-Butylbenzene | 48 | | ug/kg | 1.2 | 0.17 | 1 |
| tert-Butylbenzene | 2.8 | | ug/kg | 2.4 | 0.14 | 1 |
| o-Chlorotoluene | ND | | ug/kg | 2.4 | 0.22 | 1 |
| p-Chlorotoluene | ND | | ug/kg | 2.4 | 0.13 | 1 |
| 1,2-Dibromo-3-chloropropane | ND | | ug/kg | 3.5 | 1.2 | 1 |
| Hexachlorobutadiene | ND | | ug/kg | 4.7 | 0.20 | 1 |
| Isopropylbenzene | 42 | | ug/kg | 1.2 | 0.13 | 1 |
| p-Isopropyltoluene | 38 | | ug/kg | 1.2 | 0.13 | 1 |
| Naphthalene | 5.4 | | ug/kg | 4.7 | 0.77 | 1 |
| Acrylonitrile | ND | | ug/kg | 4.7 | 1.4 | 1 |

**Project Name:** NORTH MAIN STREET SITE **Lab Number:** L2304831

**Project Number:** 12814, PHASE 3 **Report Date:** 03/07/23

## SAMPLE RESULTS

Lab ID: L2304831-01 Date Collected: 01/27/23 09:00

Client ID: SB-207 (8.5-9) Date Received: 01/27/23

Sample Location: 128-156 NORTH MAIN ST. PORT CHESTER NY Field Prep: Not Specified

Sample Depth:

| Parameter | Result | Qualifier | Units | RL | MDL | Dilution Factor |
|---|---|---|---|---|---|---|
| **Volatile Organics by EPA 5035 Low - Westborough Lab** | | | | | | |
| n-Propylbenzene | 99 | | ug/kg | 1.2 | 0.20 | 1 |
| 1,2,3-Trichlorobenzene | ND | | ug/kg | 2.4 | 0.38 | 1 |
| 1,2,4-Trichlorobenzene | ND | | ug/kg | 2.4 | 0.32 | 1 |
| 1,3,5-Trimethylbenzene | 120 | | ug/kg | 2.4 | 0.23 | 1 |
| 1,2,4-Trimethylbenzene | 140 | | ug/kg | 2.4 | 0.39 | 1 |
| 1,4-Dioxane | ND | | ug/kg | 94 | 41. | 1 |
| p-Diethylbenzene | 53 | | ug/kg | 2.4 | 0.21 | 1 |
| p-Ethyltoluene | 300 | | ug/kg | 2.4 | 0.45 | 1 |
| 1,2,4,5-Tetramethylbenzene | 57 | | ug/kg | 2.4 | 0.22 | 1 |
| Ethyl ether | ND | | ug/kg | 2.4 | 0.40 | 1 |
| trans-1,4-Dichloro-2-butene | ND | | ug/kg | 5.9 | 1.7 | 1 |

| Tentatively Identified Compounds | | | | | | |
|---|---|---|---|---|---|---|
| Total TIC Compounds | 2590 | J | ug/kg | | | 1 |
| Unknown Naphthalene | 88.5 | J | ug/kg | | | 1 |
| Unknown Cyclohexane | 98.7 | J | ug/kg | | | 1 |
| Unknown Aromatic | 216 | J | ug/kg | | | 1 |
| Heptane | 221 | NJ | ug/kg | | | 1 |
| Octane | 439 | NJ | ug/kg | | | 1 |
| Unknown Benzene | 122 | J | ug/kg | | | 1 |
| Dodecane (C12) | 180 | NJ | ug/kg | | | 1 |
| Unknown Aromatic | 112 | J | ug/kg | | | 1 |
| Heptane, 2-methyl- | 208 | NJ | ug/kg | | | 1 |
| Heptane, 3-methyl- | 98.1 | NJ | ug/kg | | | 1 |
| Unknown Benzene | 229 | J | ug/kg | | | 1 |
| Unknown | 100 | J | ug/kg | | | 1 |
| Unknown Cyclohexane | 154 | J | ug/kg | | | 1 |
| Unknown Alkane | 114 | J | ug/kg | | | 1 |
| Cyclohexane, methyl- | 208 | NJ | ug/kg | | | 1 |

**Project Name:** NORTH MAIN STREET SITE **Lab Number:** L2304831

**Project Number:** 12814, PHASE 3 **Report Date:** 03/07/23

## SAMPLE RESULTS

| | | | |
|---|---|---|---|
| Lab ID: | L2304831-01 | Date Collected: | 01/27/23 09:00 |
| Client ID: | SB-207 (8.5-9) | Date Received: | 01/27/23 |
| Sample Location: | 128-156 NORTH MAIN ST. PORT CHESTER NY | Field Prep: | Not Specified |

Sample Depth:

| Parameter | Result | Qualifier | Units | RL | MDL | Dilution Factor |
|---|---|---|---|---|---|---|
| Volatile Organics by EPA 5035 Low - Westborough Lab | | | | | | |

| Surrogate | % Recovery | Qualifier | Acceptance Criteria |
|---|---|---|---|
| 1,2-Dichloroethane-d4 | 110 | | 70-130 |
| Toluene-d8 | **140** | Q | 70-130 |
| 4-Bromofluorobenzene | **676** | Q | 70-130 |
| Dibromofluoromethane | 79 | | 70-130 |

**Project Name:** NORTH MAIN STREET SITE **Lab Number:** L2304831

**Project Number:** 12814, PHASE 3 **Report Date:** 03/07/23

## SAMPLE RESULTS

Lab ID: L2304831-02
Client ID: SB-208 (2.5-3)
Sample Location: 128-156 NORTH MAIN ST. PORT CHESTER NY

Date Collected: 01/27/23 10:30
Date Received: 01/27/23
Field Prep: Not Specified

Sample Depth:
Matrix: Soil
Analytical Method: 1,8260D
Analytical Date: 02/02/23 14:23
Analyst: MKS
Percent Solids: 86%

| Parameter | Result | Qualifier | Units | RL | MDL | Dilution Factor |
|---|---|---|---|---|---|---|
| **Volatile Organics by EPA 5035 Low - Westborough Lab** | | | | | | |
| Methylene chloride | ND | | ug/kg | 7.0 | 3.2 | 1 |
| 1,1-Dichloroethane | ND | | ug/kg | 1.4 | 0.20 | 1 |
| Chloroform | ND | | ug/kg | 2.1 | 0.20 | 1 |
| Carbon tetrachloride | ND | | ug/kg | 1.4 | 0.32 | 1 |
| 1,2-Dichloropropane | ND | | ug/kg | 1.4 | 0.18 | 1 |
| Dibromochloromethane | ND | | ug/kg | 1.4 | 0.20 | 1 |
| 1,1,2-Trichloroethane | ND | | ug/kg | 1.4 | 0.38 | 1 |
| Tetrachloroethene | ND | | ug/kg | 0.70 | 0.28 | 1 |
| Chlorobenzene | ND | | ug/kg | 0.70 | 0.18 | 1 |
| Trichlorofluoromethane | ND | | ug/kg | 5.6 | 0.98 | 1 |
| 1,2-Dichloroethane | ND | | ug/kg | 1.4 | 0.36 | 1 |
| 1,1,1-Trichloroethane | ND | | ug/kg | 0.70 | 0.23 | 1 |
| Bromodichloromethane | ND | | ug/kg | 0.70 | 0.15 | 1 |
| trans-1,3-Dichloropropene | ND | | ug/kg | 1.4 | 0.38 | 1 |
| cis-1,3-Dichloropropene | ND | | ug/kg | 0.70 | 0.22 | 1 |
| 1,3-Dichloropropene, Total | ND | | ug/kg | 0.70 | 0.22 | 1 |
| 1,1-Dichloropropene | ND | | ug/kg | 0.70 | 0.22 | 1 |
| Bromoform | ND | | ug/kg | 5.6 | 0.34 | 1 |
| 1,1,2,2-Tetrachloroethane | ND | | ug/kg | 0.70 | 0.23 | 1 |
| Benzene | 0.24 | J | ug/kg | 0.70 | 0.23 | 1 |
| Toluene | 3.0 | | ug/kg | 1.4 | 0.76 | 1 |
| Ethylbenzene | 0.48 | J | ug/kg | 1.4 | 0.20 | 1 |
| Chloromethane | ND | | ug/kg | 5.6 | 1.3 | 1 |
| Bromomethane | ND | | ug/kg | 2.8 | 0.82 | 1 |
| Vinyl chloride | ND | | ug/kg | 1.4 | 0.47 | 1 |
| Chloroethane | ND | | ug/kg | 2.8 | 0.64 | 1 |
| 1,1-Dichloroethene | ND | | ug/kg | 1.4 | 0.33 | 1 |
| trans-1,2-Dichloroethene | ND | | ug/kg | 2.1 | 0.19 | 1 |

**Project Name:** NORTH MAIN STREET SITE **Lab Number:** L2304831

**Project Number:** 12814, PHASE 3 **Report Date:** 03/07/23

**SAMPLE RESULTS**

Lab ID: L2304831-02 Date Collected: 01/27/23 10:30

Client ID: SB-208 (2.5-3) Date Received: 01/27/23

Sample Location: 128-156 NORTH MAIN ST. PORT CHESTER NY Field Prep: Not Specified

Sample Depth:

| Parameter | Result | Qualifier | Units | RL | MDL | Dilution Factor |
|---|---|---|---|---|---|---|
| Volatile Organics by EPA 5035 Low - Westborough Lab | | | | | | |
| Trichloroethene | ND | | ug/kg | 0.70 | 0.19 | 1 |
| 1,2-Dichlorobenzene | ND | | ug/kg | 2.8 | 0.20 | 1 |
| 1,3-Dichlorobenzene | ND | | ug/kg | 2.8 | 0.21 | 1 |
| 1,4-Dichlorobenzene | ND | | ug/kg | 2.8 | 0.24 | 1 |
| Methyl tert butyl ether | ND | | ug/kg | 2.8 | 0.28 | 1 |
| p/m-Xylene | 3.3 | | ug/kg | 2.8 | 0.79 | 1 |
| o-Xylene | 2.0 | | ug/kg | 1.4 | 0.41 | 1 |
| Xylenes, Total | 5.3 | | ug/kg | 1.4 | 0.41 | 1 |
| cis-1,2-Dichloroethene | ND | | ug/kg | 1.4 | 0.25 | 1 |
| 1,2-Dichloroethene, Total | ND | | ug/kg | 1.4 | 0.19 | 1 |
| Dibromomethane | ND | | ug/kg | 2.8 | 0.33 | 1 |
| Styrene | ND | | ug/kg | 1.4 | 0.28 | 1 |
| Dichlorodifluoromethane | ND | | ug/kg | 14 | 1.3 | 1 |
| Acetone | 14 | | ug/kg | 14 | 6.8 | 1 |
| Carbon disulfide | ND | | ug/kg | 14 | 6.4 | 1 |
| 2-Butanone | ND | | ug/kg | 14 | 3.1 | 1 |
| Vinyl acetate | ND | | ug/kg | 14 | 3.0 | 1 |
| 4-Methyl-2-pentanone | ND | | ug/kg | 14 | 1.8 | 1 |
| 1,2,3-Trichloropropane | ND | | ug/kg | 2.8 | 0.18 | 1 |
| 2-Hexanone | ND | | ug/kg | 14 | 1.6 | 1 |
| Bromochloromethane | ND | | ug/kg | 2.8 | 0.29 | 1 |
| 2,2-Dichloropropane | ND | | ug/kg | 2.8 | 0.28 | 1 |
| 1,2-Dibromoethane | ND | | ug/kg | 1.4 | 0.39 | 1 |
| 1,3-Dichloropropane | ND | | ug/kg | 2.8 | 0.23 | 1 |
| 1,1,1,2-Tetrachloroethane | ND | | ug/kg | 0.70 | 0.18 | 1 |
| Bromobenzene | ND | | ug/kg | 2.8 | 0.20 | 1 |
| n-Butylbenzene | 1.4 | | ug/kg | 1.4 | 0.23 | 1 |
| sec-Butylbenzene | 0.91 | J | ug/kg | 1.4 | 0.20 | 1 |
| tert-Butylbenzene | ND | | ug/kg | 2.8 | 0.16 | 1 |
| o-Chlorotoluene | ND | | ug/kg | 2.8 | 0.27 | 1 |
| p-Chlorotoluene | ND | | ug/kg | 2.8 | 0.15 | 1 |
| 1,2-Dibromo-3-chloropropane | ND | | ug/kg | 4.2 | 1.4 | 1 |
| Hexachlorobutadiene | ND | | ug/kg | 5.6 | 0.24 | 1 |
| Isopropylbenzene | 0.41 | J | ug/kg | 1.4 | 0.15 | 1 |
| p-Isopropyltoluene | 1.8 | | ug/kg | 1.4 | 0.15 | 1 |
| Naphthalene | 20 | | ug/kg | 5.6 | 0.91 | 1 |
| Acrylonitrile | ND | | ug/kg | 5.6 | 1.6 | 1 |

**Project Name:** NORTH MAIN STREET SITE **Lab Number:** L2304831

**Project Number:** 12814, PHASE 3 **Report Date:** 03/07/23

## SAMPLE RESULTS

Lab ID: L2304831-02 Date Collected: 01/27/23 10:30

Client ID: SB-208 (2.5-3) Date Received: 01/27/23

Sample Location: 128-156 NORTH MAIN ST. PORT CHESTER NY Field Prep: Not Specified

Sample Depth:

| Parameter | Result | Qualifier | Units | RL | MDL | Dilution Factor |
|---|---|---|---|---|---|---|
| **Volatile Organics by EPA 5035 Low - Westborough Lab** | | | | | | |
| n-Propylbenzene | 0.82 | J | ug/kg | 1.4 | 0.24 | 1 |
| 1,2,3-Trichlorobenzene | ND | | ug/kg | 2.8 | 0.45 | 1 |
| 1,2,4-Trichlorobenzene | ND | | ug/kg | 2.8 | 0.38 | 1 |
| 1,3,5-Trimethylbenzene | 6.8 | | ug/kg | 2.8 | 0.27 | 1 |
| 1,2,4-Trimethylbenzene | 15 | | ug/kg | 2.8 | 0.47 | 1 |
| 1,4-Dioxane | ND | | ug/kg | 110 | 49. | 1 |
| p-Diethylbenzene | ND | | ug/kg | 2.8 | 0.25 | 1 |
| p-Ethyltoluene | 5.2 | | ug/kg | 2.8 | 0.54 | 1 |
| 1,2,4,5-Tetramethylbenzene | 9.4 | | ug/kg | 2.8 | 0.27 | 1 |
| Ethyl ether | ND | | ug/kg | 2.8 | 0.48 | 1 |
| trans-1,4-Dichloro-2-butene | ND | | ug/kg | 7.0 | 2.0 | 1 |

| Tentatively Identified Compounds | | | | |
|---|---|---|---|---|
| Total TIC Compounds | 557 | J | ug/kg | 1 |
| Unknown Aromatic | 30.4 | J | ug/kg | 1 |
| Unknown | 18.7 | J | ug/kg | 1 |
| Unknown Benzene | 20.3 | J | ug/kg | 1 |
| 1-Phenyl-1-butene | 57.2 | NJ | ug/kg | 1 |
| Unknown Alkane | 42.0 | J | ug/kg | 1 |
| Unknown Benzene | 36.1 | J | ug/kg | 1 |
| Unknown Benzene | 67.1 | J | ug/kg | 1 |
| Unknown | 35.2 | J | ug/kg | 1 |
| Unknown | 33.5 | J | ug/kg | 1 |
| Unknown Benzene | 19.8 | J | ug/kg | 1 |
| Unknown Benzene | 31.7 | J | ug/kg | 1 |
| Unknown Benzene | 42.3 | J | ug/kg | 1 |
| Dodecane (C12) | 58.9 | NJ | ug/kg | 1 |
| Unknown | 36.6 | J | ug/kg | 1 |
| Unknown Benzene | 27.5 | J | ug/kg | 1 |

**Project Name:** NORTH MAIN STREET SITE **Lab Number:** L2304831

**Project Number:** 12814, PHASE 3 **Report Date:** 03/07/23

## SAMPLE RESULTS

| | | | |
|---|---|---|---|
| Lab ID: | L2304831-02 | Date Collected: | 01/27/23 10:30 |
| Client ID: | SB-208 (2.5-3) | Date Received: | 01/27/23 |
| Sample Location: | 128-156 NORTH MAIN ST. PORT CHESTER NY | Field Prep: | Not Specified |

Sample Depth:

| Parameter | Result | Qualifier | Units | RL | MDL | Dilution Factor |
|---|---|---|---|---|---|---|
| Volatile Organics by EPA 5035 Low - Westborough Lab | | | | | | |

| Surrogate | % Recovery | Qualifier | Acceptance Criteria |
|---|---|---|---|
| 1,2-Dichloroethane-d4 | 107 | | 70-130 |
| Toluene-d8 | 106 | | 70-130 |
| 4-Bromofluorobenzene | 117 | | 70-130 |
| Dibromofluoromethane | 91 | | 70-130 |

**Project Name:** NORTH MAIN STREET SITE **Lab Number:** L2304831

**Project Number:** 12814, PHASE 3 **Report Date:** 03/07/23

## SAMPLE RESULTS

Lab ID: L2304831-04
Client ID: TWP-202
Sample Location: 128-156 NORTH MAIN ST. PORT CHESTER NY

Date Collected: 01/27/23 12:40
Date Received: 01/27/23
Field Prep: Not Specified

Sample Depth:
Matrix: Water
Analytical Method: 1,8260D
Analytical Date: 01/31/23 15:19
Analyst: KJD

| Parameter | Result | Qualifier | Units | RL | MDL | Dilution Factor |
|---|---|---|---|---|---|---|
| **Volatile Organics by GC/MS - Westborough Lab** | | | | | | |
| Methylene chloride | ND | | ug/l | 2.5 | 0.70 | 1 |
| 1,1-Dichloroethane | ND | | ug/l | 2.5 | 0.70 | 1 |
| Chloroform | ND | | ug/l | 2.5 | 0.70 | 1 |
| Carbon tetrachloride | ND | | ug/l | 0.50 | 0.13 | 1 |
| 1,2-Dichloropropane | ND | | ug/l | 1.0 | 0.14 | 1 |
| Dibromochloromethane | ND | | ug/l | 0.50 | 0.15 | 1 |
| 1,1,2-Trichloroethane | ND | | ug/l | 1.5 | 0.50 | 1 |
| Tetrachloroethene | ND | | ug/l | 0.50 | 0.18 | 1 |
| Chlorobenzene | ND | | ug/l | 2.5 | 0.70 | 1 |
| Trichlorofluoromethane | ND | | ug/l | 2.5 | 0.70 | 1 |
| 1,2-Dichloroethane | ND | | ug/l | 0.50 | 0.13 | 1 |
| 1,1,1-Trichloroethane | ND | | ug/l | 2.5 | 0.70 | 1 |
| Bromodichloromethane | ND | | ug/l | 0.50 | 0.19 | 1 |
| trans-1,3-Dichloropropene | ND | | ug/l | 0.50 | 0.16 | 1 |
| cis-1,3-Dichloropropene | ND | | ug/l | 0.50 | 0.14 | 1 |
| 1,3-Dichloropropene, Total | ND | | ug/l | 0.50 | 0.14 | 1 |
| 1,1-Dichloropropene | ND | | ug/l | 2.5 | 0.70 | 1 |
| Bromoform | ND | | ug/l | 2.0 | 0.65 | 1 |
| 1,1,2,2-Tetrachloroethane | ND | | ug/l | 0.50 | 0.17 | 1 |
| Benzene | ND | | ug/l | 0.50 | 0.16 | 1 |
| Toluene | ND | | ug/l | 2.5 | 0.70 | 1 |
| Ethylbenzene | ND | | ug/l | 2.5 | 0.70 | 1 |
| Chloromethane | ND | | ug/l | 2.5 | 0.70 | 1 |
| Bromomethane | ND | | ug/l | 2.5 | 0.70 | 1 |
| Vinyl chloride | ND | | ug/l | 1.0 | 0.07 | 1 |
| Chloroethane | ND | | ug/l | 2.5 | 0.70 | 1 |
| 1,1-Dichloroethene | ND | | ug/l | 0.50 | 0.17 | 1 |
| trans-1,2-Dichloroethene | ND | | ug/l | 2.5 | 0.70 | 1 |

**Project Name:** NORTH MAIN STREET SITE **Lab Number:** L2304831

**Project Number:** 12814, PHASE 3 **Report Date:** 03/07/23

## SAMPLE RESULTS

Lab ID: L2304831-04 Date Collected: 01/27/23 12:40

Client ID: TWP-202 Date Received: 01/27/23

Sample Location: 128-156 NORTH MAIN ST. PORT CHESTER NY Field Prep: Not Specified

Sample Depth:

| Parameter | Result | Qualifier | Units | RL | MDL | Dilution Factor |
|---|---|---|---|---|---|---|
| Volatile Organics by GC/MS - Westborough Lab | | | | | | |
| Trichloroethene | ND | | ug/l | 0.50 | 0.18 | 1 |
| 1,2-Dichlorobenzene | ND | | ug/l | 2.5 | 0.70 | 1 |
| 1,3-Dichlorobenzene | ND | | ug/l | 2.5 | 0.70 | 1 |
| 1,4-Dichlorobenzene | ND | | ug/l | 2.5 | 0.70 | 1 |
| Methyl tert butyl ether | ND | | ug/l | 2.5 | 0.70 | 1 |
| p/m-Xylene | ND | | ug/l | 2.5 | 0.70 | 1 |
| o-Xylene | ND | | ug/l | 2.5 | 0.70 | 1 |
| Xylenes, Total | ND | | ug/l | 2.5 | 0.70 | 1 |
| cis-1,2-Dichloroethene | ND | | ug/l | 2.5 | 0.70 | 1 |
| 1,2-Dichloroethene, Total | ND | | ug/l | 2.5 | 0.70 | 1 |
| Dibromomethane | ND | | ug/l | 5.0 | 1.0 | 1 |
| 1,2,3-Trichloropropane | ND | | ug/l | 2.5 | 0.70 | 1 |
| Acrylonitrile | ND | | ug/l | 5.0 | 1.5 | 1 |
| Styrene | ND | | ug/l | 2.5 | 0.70 | 1 |
| Dichlorodifluoromethane | ND | | ug/l | 5.0 | 1.0 | 1 |
| Acetone | 2.8 | J | ug/l | 5.0 | 1.5 | 1 |
| Carbon disulfide | ND | | ug/l | 5.0 | 1.0 | 1 |
| 2-Butanone | ND | | ug/l | 5.0 | 1.9 | 1 |
| Vinyl acetate | ND | | ug/l | 5.0 | 1.0 | 1 |
| 4-Methyl-2-pentanone | ND | | ug/l | 5.0 | 1.0 | 1 |
| 2-Hexanone | ND | | ug/l | 5.0 | 1.0 | 1 |
| Bromochloromethane | ND | | ug/l | 2.5 | 0.70 | 1 |
| 2,2-Dichloropropane | ND | | ug/l | 2.5 | 0.70 | 1 |
| 1,2-Dibromoethane | ND | | ug/l | 2.0 | 0.65 | 1 |
| 1,3-Dichloropropane | ND | | ug/l | 2.5 | 0.70 | 1 |
| 1,1,1,2-Tetrachloroethane | ND | | ug/l | 2.5 | 0.70 | 1 |
| Bromobenzene | ND | | ug/l | 2.5 | 0.70 | 1 |
| n-Butylbenzene | ND | | ug/l | 2.5 | 0.70 | 1 |
| sec-Butylbenzene | ND | | ug/l | 2.5 | 0.70 | 1 |
| tert-Butylbenzene | ND | | ug/l | 2.5 | 0.70 | 1 |
| o-Chlorotoluene | ND | | ug/l | 2.5 | 0.70 | 1 |
| p-Chlorotoluene | ND | | ug/l | 2.5 | 0.70 | 1 |
| 1,2-Dibromo-3-chloropropane | ND | | ug/l | 2.5 | 0.70 | 1 |
| Hexachlorobutadiene | ND | | ug/l | 2.5 | 0.70 | 1 |
| Isopropylbenzene | ND | | ug/l | 2.5 | 0.70 | 1 |
| p-Isopropyltoluene | ND | | ug/l | 2.5 | 0.70 | 1 |
| Naphthalene | ND | | ug/l | 2.5 | 0.70 | 1 |

**Project Name:** NORTH MAIN STREET SITE **Lab Number:** L2304831

**Project Number:** 12814, PHASE 3 **Report Date:** 03/07/23

## SAMPLE RESULTS

Lab ID: L2304831-04 Date Collected: 01/27/23 12:40

Client ID: TWP-202 Date Received: 01/27/23

Sample Location: 128-156 NORTH MAIN ST. PORT CHESTER NY Field Prep: Not Specified

Sample Depth:

| Parameter | Result | Qualifier | Units | RL | MDL | Dilution Factor |
|---|---|---|---|---|---|---|
| **Volatile Organics by GC/MS - Westborough Lab** | | | | | | |
| n-Propylbenzene | ND | | ug/l | 2.5 | 0.70 | 1 |
| 1,2,3-Trichlorobenzene | ND | | ug/l | 2.5 | 0.70 | 1 |
| 1,2,4-Trichlorobenzene | ND | | ug/l | 2.5 | 0.70 | 1 |
| 1,3,5-Trimethylbenzene | ND | | ug/l | 2.5 | 0.70 | 1 |
| 1,2,4-Trimethylbenzene | ND | | ug/l | 2.5 | 0.70 | 1 |
| 1,4-Dioxane | ND | | ug/l | 250 | 61. | 1 |
| p-Diethylbenzene | ND | | ug/l | 2.0 | 0.70 | 1 |
| p-Ethyltoluene | ND | | ug/l | 2.0 | 0.70 | 1 |
| 1,2,4,5-Tetramethylbenzene | ND | | ug/l | 2.0 | 0.54 | 1 |
| Ethyl ether | ND | | ug/l | 2.5 | 0.70 | 1 |
| trans-1,4-Dichloro-2-butene | ND | | ug/l | 2.5 | 0.70 | 1 |

Tentatively Identified Compounds

| | | | |
|---|---|---|---|
| No Tentatively Identified Compounds | ND | ug/l | 1 |

| Surrogate | % Recovery | Qualifier | Acceptance Criteria |
|---|---|---|---|
| 1,2-Dichloroethane-d4 | 110 | | 70-130 |
| Toluene-d8 | 96 | | 70-130 |
| 4-Bromofluorobenzene | 97 | | 70-130 |
| Dibromofluoromethane | 124 | | 70-130 |

**Project Name:** NORTH MAIN STREET SITE **Lab Number:** L2304831

**Project Number:** 12814, PHASE 3 **Report Date:** 03/07/23

## SAMPLE RESULTS

Lab ID: L2304831-05
Client ID: TB-20230127
Sample Location: 128-156 NORTH MAIN ST. PORT CHESTER NY

Date Collected: 01/27/23 00:00
Date Received: 01/27/23
Field Prep: Not Specified

Sample Depth:
Matrix: Water
Analytical Method: 1,8260D
Analytical Date: 01/31/23 15:44
Analyst: KJD

| Parameter | Result | Qualifier | Units | RL | MDL | Dilution Factor |
|---|---|---|---|---|---|---|
| **Volatile Organics by GC/MS - Westborough Lab** | | | | | | |
| Methylene chloride | ND | | ug/l | 2.5 | 0.70 | 1 |
| 1,1-Dichloroethane | ND | | ug/l | 2.5 | 0.70 | 1 |
| Chloroform | ND | | ug/l | 2.5 | 0.70 | 1 |
| Carbon tetrachloride | ND | | ug/l | 0.50 | 0.13 | 1 |
| 1,2-Dichloropropane | ND | | ug/l | 1.0 | 0.14 | 1 |
| Dibromochloromethane | ND | | ug/l | 0.50 | 0.15 | 1 |
| 1,1,2-Trichloroethane | ND | | ug/l | 1.5 | 0.50 | 1 |
| Tetrachloroethene | ND | | ug/l | 0.50 | 0.18 | 1 |
| Chlorobenzene | ND | | ug/l | 2.5 | 0.70 | 1 |
| Trichlorofluoromethane | ND | | ug/l | 2.5 | 0.70 | 1 |
| 1,2-Dichloroethane | ND | | ug/l | 0.50 | 0.13 | 1 |
| 1,1,1-Trichloroethane | ND | | ug/l | 2.5 | 0.70 | 1 |
| Bromodichloromethane | ND | | ug/l | 0.50 | 0.19 | 1 |
| trans-1,3-Dichloropropene | ND | | ug/l | 0.50 | 0.16 | 1 |
| cis-1,3-Dichloropropene | ND | | ug/l | 0.50 | 0.14 | 1 |
| 1,3-Dichloropropene, Total | ND | | ug/l | 0.50 | 0.14 | 1 |
| 1,1-Dichloropropene | ND | | ug/l | 2.5 | 0.70 | 1 |
| Bromoform | ND | | ug/l | 2.0 | 0.65 | 1 |
| 1,1,2,2-Tetrachloroethane | ND | | ug/l | 0.50 | 0.17 | 1 |
| Benzene | ND | | ug/l | 0.50 | 0.16 | 1 |
| Toluene | ND | | ug/l | 2.5 | 0.70 | 1 |
| Ethylbenzene | ND | | ug/l | 2.5 | 0.70 | 1 |
| Chloromethane | ND | | ug/l | 2.5 | 0.70 | 1 |
| Bromomethane | ND | | ug/l | 2.5 | 0.70 | 1 |
| Vinyl chloride | ND | | ug/l | 1.0 | 0.07 | 1 |
| Chloroethane | ND | | ug/l | 2.5 | 0.70 | 1 |
| 1,1-Dichloroethene | ND | | ug/l | 0.50 | 0.17 | 1 |
| trans-1,2-Dichloroethene | ND | | ug/l | 2.5 | 0.70 | 1 |

**Project Name:** NORTH MAIN STREET SITE **Lab Number:** L2304831

**Project Number:** 12814, PHASE 3 **Report Date:** 03/07/23

**SAMPLE RESULTS**

Lab ID: L2304831-05 Date Collected: 01/27/23 00:00

Client ID: TB-20230127 Date Received: 01/27/23

Sample Location: 128-156 NORTH MAIN ST. PORT CHESTER NY Field Prep: Not Specified

Sample Depth:

| Parameter | Result | Qualifier | Units | RL | MDL | Dilution Factor |
|---|---|---|---|---|---|---|
| Volatile Organics by GC/MS - Westborough Lab | | | | | | |
| Trichloroethene | ND | | ug/l | 0.50 | 0.18 | 1 |
| 1,2-Dichlorobenzene | ND | | ug/l | 2.5 | 0.70 | 1 |
| 1,3-Dichlorobenzene | ND | | ug/l | 2.5 | 0.70 | 1 |
| 1,4-Dichlorobenzene | ND | | ug/l | 2.5 | 0.70 | 1 |
| Methyl tert butyl ether | ND | | ug/l | 2.5 | 0.70 | 1 |
| p/m-Xylene | ND | | ug/l | 2.5 | 0.70 | 1 |
| o-Xylene | ND | | ug/l | 2.5 | 0.70 | 1 |
| Xylenes, Total | ND | | ug/l | 2.5 | 0.70 | 1 |
| cis-1,2-Dichloroethene | ND | | ug/l | 2.5 | 0.70 | 1 |
| 1,2-Dichloroethene, Total | ND | | ug/l | 2.5 | 0.70 | 1 |
| Dibromomethane | ND | | ug/l | 5.0 | 1.0 | 1 |
| 1,2,3-Trichloropropane | ND | | ug/l | 2.5 | 0.70 | 1 |
| Acrylonitrile | ND | | ug/l | 5.0 | 1.5 | 1 |
| Styrene | ND | | ug/l | 2.5 | 0.70 | 1 |
| Dichlorodifluoromethane | ND | | ug/l | 5.0 | 1.0 | 1 |
| Acetone | ND | | ug/l | 5.0 | 1.5 | 1 |
| Carbon disulfide | ND | | ug/l | 5.0 | 1.0 | 1 |
| 2-Butanone | ND | | ug/l | 5.0 | 1.9 | 1 |
| Vinyl acetate | ND | | ug/l | 5.0 | 1.0 | 1 |
| 4-Methyl-2-pentanone | ND | | ug/l | 5.0 | 1.0 | 1 |
| 2-Hexanone | ND | | ug/l | 5.0 | 1.0 | 1 |
| Bromochloromethane | ND | | ug/l | 2.5 | 0.70 | 1 |
| 2,2-Dichloropropane | ND | | ug/l | 2.5 | 0.70 | 1 |
| 1,2-Dibromoethane | ND | | ug/l | 2.0 | 0.65 | 1 |
| 1,3-Dichloropropane | ND | | ug/l | 2.5 | 0.70 | 1 |
| 1,1,1,2-Tetrachloroethane | ND | | ug/l | 2.5 | 0.70 | 1 |
| Bromobenzene | ND | | ug/l | 2.5 | 0.70 | 1 |
| n-Butylbenzene | ND | | ug/l | 2.5 | 0.70 | 1 |
| sec-Butylbenzene | ND | | ug/l | 2.5 | 0.70 | 1 |
| tert-Butylbenzene | ND | | ug/l | 2.5 | 0.70 | 1 |
| o-Chlorotoluene | ND | | ug/l | 2.5 | 0.70 | 1 |
| p-Chlorotoluene | ND | | ug/l | 2.5 | 0.70 | 1 |
| 1,2-Dibromo-3-chloropropane | ND | | ug/l | 2.5 | 0.70 | 1 |
| Hexachlorobutadiene | ND | | ug/l | 2.5 | 0.70 | 1 |
| Isopropylbenzene | ND | | ug/l | 2.5 | 0.70 | 1 |
| p-Isopropyltoluene | ND | | ug/l | 2.5 | 0.70 | 1 |
| Naphthalene | ND | | ug/l | 2.5 | 0.70 | 1 |

**Project Name:** NORTH MAIN STREET SITE **Lab Number:** L2304831

**Project Number:** 12814, PHASE 3 **Report Date:** 03/07/23

## SAMPLE RESULTS

Lab ID: L2304831-05 Date Collected: 01/27/23 00:00

Client ID: TB-20230127 Date Received: 01/27/23

Sample Location: 128-156 NORTH MAIN ST. PORT CHESTER NY Field Prep: Not Specified

Sample Depth:

| Parameter | Result | Qualifier | Units | RL | MDL | Dilution Factor |
|---|---|---|---|---|---|---|
| **Volatile Organics by GC/MS - Westborough Lab** | | | | | | |
| n-Propylbenzene | ND | | ug/l | 2.5 | 0.70 | 1 |
| 1,2,3-Trichlorobenzene | ND | | ug/l | 2.5 | 0.70 | 1 |
| 1,2,4-Trichlorobenzene | ND | | ug/l | 2.5 | 0.70 | 1 |
| 1,3,5-Trimethylbenzene | ND | | ug/l | 2.5 | 0.70 | 1 |
| 1,2,4-Trimethylbenzene | ND | | ug/l | 2.5 | 0.70 | 1 |
| 1,4-Dioxane | ND | | ug/l | 250 | 61. | 1 |
| p-Diethylbenzene | ND | | ug/l | 2.0 | 0.70 | 1 |
| p-Ethyltoluene | ND | | ug/l | 2.0 | 0.70 | 1 |
| 1,2,4,5-Tetramethylbenzene | ND | | ug/l | 2.0 | 0.54 | 1 |
| Ethyl ether | ND | | ug/l | 2.5 | 0.70 | 1 |
| trans-1,4-Dichloro-2-butene | ND | | ug/l | 2.5 | 0.70 | 1 |

Tentatively Identified Compounds

| | | | |
|---|---|---|---|
| No Tentatively Identified Compounds | ND | ug/l | 1 |

| Surrogate | % Recovery | Qualifier | Acceptance Criteria |
|---|---|---|---|
| 1,2-Dichloroethane-d4 | 109 | | 70-130 |
| Toluene-d8 | 98 | | 70-130 |
| 4-Bromofluorobenzene | 100 | | 70-130 |
| Dibromofluoromethane | 122 | | 70-130 |

**Project Name:** NORTH MAIN STREET SITE **Lab Number:** L2304831

**Project Number:** 12814, PHASE 3 **Report Date:** 03/07/23

# Method Blank Analysis
## Batch Quality Control

Analytical Method: 1,8260D
Analytical Date: 01/31/23 10:02
Analyst: PID

| Parameter | Result | Qualifier | Units | RL | MDL |
|---|---|---|---|---|---|
| Volatile Organics by GC/MS - Westborough Lab for sample(s): 04-05 Batch: WG1739683-5 | | | | | |
| Methylene chloride | ND | | ug/l | 2.5 | 0.70 |
| 1,1-Dichloroethane | ND | | ug/l | 2.5 | 0.70 |
| Chloroform | ND | | ug/l | 2.5 | 0.70 |
| Carbon tetrachloride | ND | | ug/l | 0.50 | 0.13 |
| 1,2-Dichloropropane | ND | | ug/l | 1.0 | 0.14 |
| Dibromochloromethane | ND | | ug/l | 0.50 | 0.15 |
| 1,1,2-Trichloroethane | ND | | ug/l | 1.5 | 0.50 |
| Tetrachloroethene | ND | | ug/l | 0.50 | 0.18 |
| Chlorobenzene | ND | | ug/l | 2.5 | 0.70 |
| Trichlorofluoromethane | ND | | ug/l | 2.5 | 0.70 |
| 1,2-Dichloroethane | ND | | ug/l | 0.50 | 0.13 |
| 1,1,1-Trichloroethane | ND | | ug/l | 2.5 | 0.70 |
| Bromodichloromethane | ND | | ug/l | 0.50 | 0.19 |
| trans-1,3-Dichloropropene | ND | | ug/l | 0.50 | 0.16 |
| cis-1,3-Dichloropropene | ND | | ug/l | 0.50 | 0.14 |
| 1,3-Dichloropropene, Total | ND | | ug/l | 0.50 | 0.14 |
| 1,1-Dichloropropene | ND | | ug/l | 2.5 | 0.70 |
| Bromoform | ND | | ug/l | 2.0 | 0.65 |
| 1,1,2,2-Tetrachloroethane | ND | | ug/l | 0.50 | 0.17 |
| Benzene | ND | | ug/l | 0.50 | 0.16 |
| Toluene | ND | | ug/l | 2.5 | 0.70 |
| Ethylbenzene | ND | | ug/l | 2.5 | 0.70 |
| Chloromethane | ND | | ug/l | 2.5 | 0.70 |
| Bromomethane | ND | | ug/l | 2.5 | 0.70 |
| Vinyl chloride | ND | | ug/l | 1.0 | 0.07 |
| Chloroethane | ND | | ug/l | 2.5 | 0.70 |
| 1,1-Dichloroethene | ND | | ug/l | 0.50 | 0.17 |
| trans-1,2-Dichloroethene | ND | | ug/l | 2.5 | 0.70 |
| Trichloroethene | ND | | ug/l | 0.50 | 0.18 |

**Project Name:** NORTH MAIN STREET SITE **Lab Number:** L2304831

**Project Number:** 12814, PHASE 3 **Report Date:** 03/07/23

# Method Blank Analysis
## Batch Quality Control

Analytical Method: 1,8260D
Analytical Date: 01/31/23 10:02
Analyst: PID

| Parameter | Result | Qualifier | Units | RL | MDL |
|---|---|---|---|---|---|
| Volatile Organics by GC/MS - Westborough Lab for sample(s): 04-05 Batch: WG1739683-5 | | | | | |
| 1,2-Dichlorobenzene | ND | | ug/l | 2.5 | 0.70 |
| 1,3-Dichlorobenzene | ND | | ug/l | 2.5 | 0.70 |
| 1,4-Dichlorobenzene | ND | | ug/l | 2.5 | 0.70 |
| Methyl tert butyl ether | ND | | ug/l | 2.5 | 0.70 |
| p/m-Xylene | ND | | ug/l | 2.5 | 0.70 |
| o-Xylene | ND | | ug/l | 2.5 | 0.70 |
| Xylenes, Total | ND | | ug/l | 2.5 | 0.70 |
| cis-1,2-Dichloroethene | ND | | ug/l | 2.5 | 0.70 |
| 1,2-Dichloroethene, Total | ND | | ug/l | 2.5 | 0.70 |
| Dibromomethane | ND | | ug/l | 5.0 | 1.0 |
| 1,2,3-Trichloropropane | ND | | ug/l | 2.5 | 0.70 |
| Acrylonitrile | ND | | ug/l | 5.0 | 1.5 |
| Styrene | ND | | ug/l | 2.5 | 0.70 |
| Dichlorodifluoromethane | ND | | ug/l | 5.0 | 1.0 |
| Acetone | ND | | ug/l | 5.0 | 1.5 |
| Carbon disulfide | ND | | ug/l | 5.0 | 1.0 |
| 2-Butanone | ND | | ug/l | 5.0 | 1.9 |
| Vinyl acetate | ND | | ug/l | 5.0 | 1.0 |
| 4-Methyl-2-pentanone | ND | | ug/l | 5.0 | 1.0 |
| 2-Hexanone | ND | | ug/l | 5.0 | 1.0 |
| Bromochloromethane | ND | | ug/l | 2.5 | 0.70 |
| 2,2-Dichloropropane | ND | | ug/l | 2.5 | 0.70 |
| 1,2-Dibromoethane | ND | | ug/l | 2.0 | 0.65 |
| 1,3-Dichloropropane | ND | | ug/l | 2.5 | 0.70 |
| 1,1,1,2-Tetrachloroethane | ND | | ug/l | 2.5 | 0.70 |
| Bromobenzene | ND | | ug/l | 2.5 | 0.70 |
| n-Butylbenzene | ND | | ug/l | 2.5 | 0.70 |
| sec-Butylbenzene | ND | | ug/l | 2.5 | 0.70 |
| tert-Butylbenzene | ND | | ug/l | 2.5 | 0.70 |

**Project Name:** NORTH MAIN STREET SITE **Lab Number:** L2304831

**Project Number:** 12814, PHASE 3 **Report Date:** 03/07/23

# Method Blank Analysis
## Batch Quality Control

Analytical Method: 1,8260D
Analytical Date: 01/31/23 10:02
Analyst: PID

| Parameter | Result | Qualifier | Units | RL | MDL |
|---|---|---|---|---|---|
| Volatile Organics by GC/MS - Westborough Lab for sample(s): 04-05 Batch: WG1739683-5 | | | | | |
| o-Chlorotoluene | ND | | ug/l | 2.5 | 0.70 |
| p-Chlorotoluene | ND | | ug/l | 2.5 | 0.70 |
| 1,2-Dibromo-3-chloropropane | ND | | ug/l | 2.5 | 0.70 |
| Hexachlorobutadiene | ND | | ug/l | 2.5 | 0.70 |
| Isopropylbenzene | ND | | ug/l | 2.5 | 0.70 |
| p-Isopropyltoluene | ND | | ug/l | 2.5 | 0.70 |
| Naphthalene | ND | | ug/l | 2.5 | 0.70 |
| n-Propylbenzene | ND | | ug/l | 2.5 | 0.70 |
| 1,2,3-Trichlorobenzene | ND | | ug/l | 2.5 | 0.70 |
| 1,2,4-Trichlorobenzene | ND | | ug/l | 2.5 | 0.70 |
| 1,3,5-Trimethylbenzene | ND | | ug/l | 2.5 | 0.70 |
| 1,2,4-Trimethylbenzene | ND | | ug/l | 2.5 | 0.70 |
| 1,4-Dioxane | ND | | ug/l | 250 | 61. |
| p-Diethylbenzene | ND | | ug/l | 2.0 | 0.70 |
| p-Ethyltoluene | ND | | ug/l | 2.0 | 0.70 |
| 1,2,4,5-Tetramethylbenzene | ND | | ug/l | 2.0 | 0.54 |
| Ethyl ether | ND | | ug/l | 2.5 | 0.70 |
| trans-1,4-Dichloro-2-butene | ND | | ug/l | 2.5 | 0.70 |

Tentatively Identified Compounds

| | | |
|---|---|---|
| No Tentatively Identified Compounds | ND | ug/l |

**Project Name:** NORTH MAIN STREET SITE **Lab Number:** L2304831

**Project Number:** 12814, PHASE 3 **Report Date:** 03/07/23

# Method Blank Analysis
## Batch Quality Control

Analytical Method: 1,8260D
Analytical Date: 01/31/23 10:02
Analyst: PID

| Parameter | Result | Qualifier | Units | RL | MDL |
|---|---|---|---|---|---|
| Volatile Organics by GC/MS - Westborough Lab for sample(s): 04-05 Batch: WG1739683-5 | | | | | |

| Surrogate | %Recovery | Qualifier | Acceptance Criteria |
|---|---|---|---|
| 1,2-Dichloroethane-d4 | 97 | | 70-130 |
| Toluene-d8 | 99 | | 70-130 |
| 4-Bromofluorobenzene | 100 | | 70-130 |
| Dibromofluoromethane | 116 | | 70-130 |

**Project Name:** NORTH MAIN STREET SITE **Lab Number:** L2304831

**Project Number:** 12814, PHASE 3 **Report Date:** 03/07/23

# Method Blank Analysis
## Batch Quality Control

Analytical Method: 1,8260D
Analytical Date: 02/01/23 10:59
Analyst: NLK

| Parameter | Result | Qualifier | Units | RL | MDL |
|---|---|---|---|---|---|
| Volatile Organics by EPA 5035 Low - Westborough Lab for sample(s): 01 Batch: WG1739845-5 | | | | | |
| Methylene chloride | ND | | ug/kg | 5.0 | 2.3 |
| 1,1-Dichloroethane | ND | | ug/kg | 1.0 | 0.14 |
| Chloroform | ND | | ug/kg | 1.5 | 0.14 |
| Carbon tetrachloride | ND | | ug/kg | 1.0 | 0.23 |
| 1,2-Dichloropropane | ND | | ug/kg | 1.0 | 0.12 |
| Dibromochloromethane | ND | | ug/kg | 1.0 | 0.14 |
| 1,1,2-Trichloroethane | ND | | ug/kg | 1.0 | 0.27 |
| Tetrachloroethene | ND | | ug/kg | 0.50 | 0.20 |
| Chlorobenzene | ND | | ug/kg | 0.50 | 0.13 |
| Trichlorofluoromethane | ND | | ug/kg | 4.0 | 0.70 |
| 1,2-Dichloroethane | ND | | ug/kg | 1.0 | 0.26 |
| 1,1,1-Trichloroethane | ND | | ug/kg | 0.50 | 0.17 |
| Bromodichloromethane | ND | | ug/kg | 0.50 | 0.11 |
| trans-1,3-Dichloropropene | ND | | ug/kg | 1.0 | 0.27 |
| cis-1,3-Dichloropropene | ND | | ug/kg | 0.50 | 0.16 |
| 1,3-Dichloropropene, Total | ND | | ug/kg | 0.50 | 0.16 |
| 1,1-Dichloropropene | ND | | ug/kg | 0.50 | 0.16 |
| Bromoform | ND | | ug/kg | 4.0 | 0.25 |
| 1,1,2,2-Tetrachloroethane | ND | | ug/kg | 0.50 | 0.17 |
| Benzene | ND | | ug/kg | 0.50 | 0.17 |
| Toluene | ND | | ug/kg | 1.0 | 0.54 |
| Ethylbenzene | ND | | ug/kg | 1.0 | 0.14 |
| Chloromethane | ND | | ug/kg | 4.0 | 0.93 |
| Bromomethane | ND | | ug/kg | 2.0 | 0.58 |
| Vinyl chloride | ND | | ug/kg | 1.0 | 0.34 |
| Chloroethane | ND | | ug/kg | 2.0 | 0.45 |
| 1,1-Dichloroethene | ND | | ug/kg | 1.0 | 0.24 |
| trans-1,2-Dichloroethene | ND | | ug/kg | 1.5 | 0.14 |
| Trichloroethene | ND | | ug/kg | 0.50 | 0.14 |

**Project Name:** NORTH MAIN STREET SITE **Lab Number:** L2304831

**Project Number:** 12814, PHASE 3 **Report Date:** 03/07/23

# Method Blank Analysis
## Batch Quality Control

Analytical Method: 1,8260D
Analytical Date: 02/01/23 10:59
Analyst: NLK

| Parameter | Result | Qualifier | Units | RL | MDL |
|---|---|---|---|---|---|
| Volatile Organics by EPA 5035 Low - Westborough Lab for sample(s): 01 Batch: WG1739845-5 | | | | | |
| 1,2-Dichlorobenzene | ND | | ug/kg | 2.0 | 0.14 |
| 1,3-Dichlorobenzene | ND | | ug/kg | 2.0 | 0.15 |
| 1,4-Dichlorobenzene | ND | | ug/kg | 2.0 | 0.17 |
| Methyl tert butyl ether | ND | | ug/kg | 2.0 | 0.20 |
| p/m-Xylene | ND | | ug/kg | 2.0 | 0.56 |
| o-Xylene | ND | | ug/kg | 1.0 | 0.29 |
| Xylenes, Total | ND | | ug/kg | 1.0 | 0.29 |
| cis-1,2-Dichloroethene | ND | | ug/kg | 1.0 | 0.18 |
| 1,2-Dichloroethene, Total | ND | | ug/kg | 1.0 | 0.14 |
| Dibromomethane | ND | | ug/kg | 2.0 | 0.24 |
| Styrene | ND | | ug/kg | 1.0 | 0.20 |
| Dichlorodifluoromethane | ND | | ug/kg | 10 | 0.92 |
| Acetone | ND | | ug/kg | 10 | 4.8 |
| Carbon disulfide | ND | | ug/kg | 10 | 4.6 |
| 2-Butanone | ND | | ug/kg | 10 | 2.2 |
| Vinyl acetate | ND | | ug/kg | 10 | 2.2 |
| 4-Methyl-2-pentanone | ND | | ug/kg | 10 | 1.3 |
| 1,2,3-Trichloropropane | ND | | ug/kg | 2.0 | 0.13 |
| 2-Hexanone | ND | | ug/kg | 10 | 1.2 |
| Bromochloromethane | ND | | ug/kg | 2.0 | 0.20 |
| 2,2-Dichloropropane | ND | | ug/kg | 2.0 | 0.20 |
| 1,2-Dibromoethane | ND | | ug/kg | 1.0 | 0.28 |
| 1,3-Dichloropropane | ND | | ug/kg | 2.0 | 0.17 |
| 1,1,1,2-Tetrachloroethane | ND | | ug/kg | 0.50 | 0.13 |
| Bromobenzene | ND | | ug/kg | 2.0 | 0.14 |
| n-Butylbenzene | ND | | ug/kg | 1.0 | 0.17 |
| sec-Butylbenzene | ND | | ug/kg | 1.0 | 0.15 |
| tert-Butylbenzene | ND | | ug/kg | 2.0 | 0.12 |
| o-Chlorotoluene | ND | | ug/kg | 2.0 | 0.19 |

**Project Name:** NORTH MAIN STREET SITE **Lab Number:** L2304831

**Project Number:** 12814, PHASE 3 **Report Date:** 03/07/23

# Method Blank Analysis
## Batch Quality Control

Analytical Method: 1,8260D
Analytical Date: 02/01/23 10:59
Analyst: NLK

| Parameter | Result | Qualifier | Units | RL | MDL |
|---|---|---|---|---|---|
| Volatile Organics by EPA 5035 Low - Westborough Lab for sample(s): 01 Batch: WG1739845-5 | | | | | |
| p-Chlorotoluene | ND | | ug/kg | 2.0 | 0.11 |
| 1,2-Dibromo-3-chloropropane | ND | | ug/kg | 3.0 | 1.0 |
| Hexachlorobutadiene | ND | | ug/kg | 4.0 | 0.17 |
| Isopropylbenzene | ND | | ug/kg | 1.0 | 0.11 |
| p-Isopropyltoluene | ND | | ug/kg | 1.0 | 0.11 |
| Naphthalene | ND | | ug/kg | 4.0 | 0.65 |
| Acrylonitrile | ND | | ug/kg | 4.0 | 1.2 |
| n-Propylbenzene | ND | | ug/kg | 1.0 | 0.17 |
| 1,2,3-Trichlorobenzene | ND | | ug/kg | 2.0 | 0.32 |
| 1,2,4-Trichlorobenzene | ND | | ug/kg | 2.0 | 0.27 |
| 1,3,5-Trimethylbenzene | ND | | ug/kg | 2.0 | 0.19 |
| 1,2,4-Trimethylbenzene | ND | | ug/kg | 2.0 | 0.33 |
| 1,4-Dioxane | ND | | ug/kg | 80 | 35. |
| p-Diethylbenzene | ND | | ug/kg | 2.0 | 0.18 |
| p-Ethyltoluene | ND | | ug/kg | 2.0 | 0.38 |
| 1,2,4,5-Tetramethylbenzene | ND | | ug/kg | 2.0 | 0.19 |
| Ethyl ether | ND | | ug/kg | 2.0 | 0.34 |
| trans-1,4-Dichloro-2-butene | ND | | ug/kg | 5.0 | 1.4 |

Tentatively Identified Compounds

| | | |
|---|---|---|
| No Tentatively Identified Compounds | ND | ug/kg |

**Project Name:** NORTH MAIN STREET SITE **Lab Number:** L2304831

**Project Number:** 12814, PHASE 3 **Report Date:** 03/07/23

# Method Blank Analysis
## Batch Quality Control

Analytical Method: 1,8260D
Analytical Date: 02/01/23 10:59
Analyst: NLK

| Parameter | Result | Qualifier | Units | RL | MDL |
|---|---|---|---|---|---|
| Volatile Organics by EPA 5035 Low - Westborough Lab for sample(s): 01 Batch: WG1739845-5 | | | | | |

| Surrogate | %Recovery | Qualifier | Acceptance Criteria |
|---|---|---|---|
| 1,2-Dichloroethane-d4 | 109 | | 70-130 |
| Toluene-d8 | 106 | | 70-130 |
| 4-Bromofluorobenzene | 107 | | 70-130 |
| Dibromofluoromethane | 94 | | 70-130 |

**Project Name:** NORTH MAIN STREET SITE **Lab Number:** L2304831

**Project Number:** 12814, PHASE 3 **Report Date:** 03/07/23

# Method Blank Analysis
## Batch Quality Control

Analytical Method: 1,8260D
Analytical Date: 02/02/23 13:30
Analyst: MKS

| Parameter | Result | Qualifier | Units | RL | MDL |
|---|---|---|---|---|---|
| Volatile Organics by EPA 5035 Low - Westborough Lab for sample(s): 02 Batch: WG1740512-5 | | | | | |
| Methylene chloride | ND | | ug/kg | 5.0 | 2.3 |
| 1,1-Dichloroethane | ND | | ug/kg | 1.0 | 0.14 |
| Chloroform | ND | | ug/kg | 1.5 | 0.14 |
| Carbon tetrachloride | ND | | ug/kg | 1.0 | 0.23 |
| 1,2-Dichloropropane | ND | | ug/kg | 1.0 | 0.12 |
| Dibromochloromethane | ND | | ug/kg | 1.0 | 0.14 |
| 1,1,2-Trichloroethane | ND | | ug/kg | 1.0 | 0.27 |
| Tetrachloroethene | ND | | ug/kg | 0.50 | 0.20 |
| Chlorobenzene | ND | | ug/kg | 0.50 | 0.13 |
| Trichlorofluoromethane | ND | | ug/kg | 4.0 | 0.70 |
| 1,2-Dichloroethane | ND | | ug/kg | 1.0 | 0.26 |
| 1,1,1-Trichloroethane | ND | | ug/kg | 0.50 | 0.17 |
| Bromodichloromethane | ND | | ug/kg | 0.50 | 0.11 |
| trans-1,3-Dichloropropene | ND | | ug/kg | 1.0 | 0.27 |
| cis-1,3-Dichloropropene | ND | | ug/kg | 0.50 | 0.16 |
| 1,3-Dichloropropene, Total | ND | | ug/kg | 0.50 | 0.16 |
| 1,1-Dichloropropene | ND | | ug/kg | 0.50 | 0.16 |
| Bromoform | ND | | ug/kg | 4.0 | 0.25 |
| 1,1,2,2-Tetrachloroethane | ND | | ug/kg | 0.50 | 0.17 |
| Benzene | ND | | ug/kg | 0.50 | 0.17 |
| Toluene | ND | | ug/kg | 1.0 | 0.54 |
| Ethylbenzene | ND | | ug/kg | 1.0 | 0.14 |
| Chloromethane | ND | | ug/kg | 4.0 | 0.93 |
| Bromomethane | ND | | ug/kg | 2.0 | 0.58 |
| Vinyl chloride | ND | | ug/kg | 1.0 | 0.34 |
| Chloroethane | ND | | ug/kg | 2.0 | 0.45 |
| 1,1-Dichloroethene | ND | | ug/kg | 1.0 | 0.24 |
| trans-1,2-Dichloroethene | ND | | ug/kg | 1.5 | 0.14 |
| Trichloroethene | ND | | ug/kg | 0.50 | 0.14 |

**Project Name:** NORTH MAIN STREET SITE **Lab Number:** L2304831

**Project Number:** 12814, PHASE 3 **Report Date:** 03/07/23

# Method Blank Analysis
## Batch Quality Control

Analytical Method: 1,8260D
Analytical Date: 02/02/23 13:30
Analyst: MKS

| Parameter | Result | Qualifier | Units | RL | MDL |
|---|---|---|---|---|---|
| Volatile Organics by EPA 5035 Low - Westborough Lab for sample(s): 02 Batch: WG1740512-5 | | | | | |
| 1,2-Dichlorobenzene | ND | | ug/kg | 2.0 | 0.14 |
| 1,3-Dichlorobenzene | ND | | ug/kg | 2.0 | 0.15 |
| 1,4-Dichlorobenzene | ND | | ug/kg | 2.0 | 0.17 |
| Methyl tert butyl ether | ND | | ug/kg | 2.0 | 0.20 |
| p/m-Xylene | ND | | ug/kg | 2.0 | 0.56 |
| o-Xylene | ND | | ug/kg | 1.0 | 0.29 |
| Xylenes, Total | ND | | ug/kg | 1.0 | 0.29 |
| cis-1,2-Dichloroethene | ND | | ug/kg | 1.0 | 0.18 |
| 1,2-Dichloroethene, Total | ND | | ug/kg | 1.0 | 0.14 |
| Dibromomethane | ND | | ug/kg | 2.0 | 0.24 |
| Styrene | ND | | ug/kg | 1.0 | 0.20 |
| Dichlorodifluoromethane | ND | | ug/kg | 10 | 0.92 |
| Acetone | ND | | ug/kg | 10 | 4.8 |
| Carbon disulfide | ND | | ug/kg | 10 | 4.6 |
| 2-Butanone | ND | | ug/kg | 10 | 2.2 |
| Vinyl acetate | ND | | ug/kg | 10 | 2.2 |
| 4-Methyl-2-pentanone | ND | | ug/kg | 10 | 1.3 |
| 1,2,3-Trichloropropane | ND | | ug/kg | 2.0 | 0.13 |
| 2-Hexanone | ND | | ug/kg | 10 | 1.2 |
| Bromochloromethane | ND | | ug/kg | 2.0 | 0.20 |
| 2,2-Dichloropropane | ND | | ug/kg | 2.0 | 0.20 |
| 1,2-Dibromoethane | ND | | ug/kg | 1.0 | 0.28 |
| 1,3-Dichloropropane | ND | | ug/kg | 2.0 | 0.17 |
| 1,1,1,2-Tetrachloroethane | ND | | ug/kg | 0.50 | 0.13 |
| Bromobenzene | ND | | ug/kg | 2.0 | 0.14 |
| n-Butylbenzene | ND | | ug/kg | 1.0 | 0.17 |
| sec-Butylbenzene | ND | | ug/kg | 1.0 | 0.15 |
| tert-Butylbenzene | ND | | ug/kg | 2.0 | 0.12 |
| o-Chlorotoluene | ND | | ug/kg | 2.0 | 0.19 |

**Project Name:** NORTH MAIN STREET SITE **Lab Number:** L2304831

**Project Number:** 12814, PHASE 3 **Report Date:** 03/07/23

# Method Blank Analysis
## Batch Quality Control

Analytical Method: 1,8260D
Analytical Date: 02/02/23 13:30
Analyst: MKS

| Parameter | Result | Qualifier | Units | RL | MDL |
|---|---|---|---|---|---|
| Volatile Organics by EPA 5035 Low - Westborough Lab for sample(s): 02 Batch: WG1740512-5 | | | | | |
| p-Chlorotoluene | ND | | ug/kg | 2.0 | 0.11 |
| 1,2-Dibromo-3-chloropropane | ND | | ug/kg | 3.0 | 1.0 |
| Hexachlorobutadiene | ND | | ug/kg | 4.0 | 0.17 |
| Isopropylbenzene | ND | | ug/kg | 1.0 | 0.11 |
| p-Isopropyltoluene | ND | | ug/kg | 1.0 | 0.11 |
| Naphthalene | ND | | ug/kg | 4.0 | 0.65 |
| Acrylonitrile | ND | | ug/kg | 4.0 | 1.2 |
| n-Propylbenzene | ND | | ug/kg | 1.0 | 0.17 |
| 1,2,3-Trichlorobenzene | ND | | ug/kg | 2.0 | 0.32 |
| 1,2,4-Trichlorobenzene | ND | | ug/kg | 2.0 | 0.27 |
| 1,3,5-Trimethylbenzene | ND | | ug/kg | 2.0 | 0.19 |
| 1,2,4-Trimethylbenzene | ND | | ug/kg | 2.0 | 0.33 |
| 1,4-Dioxane | ND | | ug/kg | 80 | 35. |
| p-Diethylbenzene | ND | | ug/kg | 2.0 | 0.18 |
| p-Ethyltoluene | ND | | ug/kg | 2.0 | 0.38 |
| 1,2,4,5-Tetramethylbenzene | ND | | ug/kg | 2.0 | 0.19 |
| Ethyl ether | ND | | ug/kg | 2.0 | 0.34 |
| trans-1,4-Dichloro-2-butene | ND | | ug/kg | 5.0 | 1.4 |

Tentatively Identified Compounds

| | | |
|---|---|---|
| No Tentatively Identified Compounds | ND | ug/kg |

**Project Name:** NORTH MAIN STREET SITE **Lab Number:** L2304831

**Project Number:** 12814, PHASE 3 **Report Date:** 03/07/23

# Method Blank Analysis
## Batch Quality Control

Analytical Method: 1,8260D
Analytical Date: 02/02/23 13:30
Analyst: MKS

| Parameter | Result | Qualifier | Units | RL | MDL |
|---|---|---|---|---|---|
| Volatile Organics by EPA 5035 Low - Westborough Lab for sample(s): 02 Batch: WG1740512-5 | | | | | |

| Surrogate | %Recovery | Qualifier | Acceptance Criteria |
|---|---|---|---|
| 1,2-Dichloroethane-d4 | 106 | | 70-130 |
| Toluene-d8 | 105 | | 70-130 |
| 4-Bromofluorobenzene | 114 | | 70-130 |
| Dibromofluoromethane | 88 | | 70-130 |

# Lab Control Sample Analysis
## Batch Quality Control

**Project Name:** NORTH MAIN STREET SITE
**Project Number:** 12814, PHASE 3

**Lab Number:** L2304831
**Report Date:** 03/07/23

| Parameter | LCS %Recovery | Qual | LCSD %Recovery | Qual | %Recovery Limits | RPD | Qual | RPD Limits |
|---|---|---|---|---|---|---|---|---|
| Volatile Organics by GC/MS - Westborough Lab Associated sample(s): 04-05 Batch: WG1739683-3 WG1739683-4 | | | | | | | | |
| Methylene chloride | 120 | | 120 | | 70-130 | 0 | | 20 |
| 1,1-Dichloroethane | 100 | | 110 | | 70-130 | 10 | | 20 |
| Chloroform | 100 | | 100 | | 70-130 | 0 | | 20 |
| Carbon tetrachloride | 100 | | 110 | | 63-132 | 10 | | 20 |
| 1,2-Dichloropropane | 98 | | 98 | | 70-130 | 0 | | 20 |
| Dibromochloromethane | 83 | | 80 | | 63-130 | 4 | | 20 |
| 1,1,2-Trichloroethane | 88 | | 89 | | 70-130 | 1 | | 20 |
| Tetrachloroethene | 98 | | 97 | | 70-130 | 1 | | 20 |
| Chlorobenzene | 98 | | 100 | | 75-130 | 2 | | 20 |
| Trichlorofluoromethane | 110 | | 110 | | 62-150 | 0 | | 20 |
| 1,2-Dichloroethane | 89 | | 88 | | 70-130 | 1 | | 20 |
| 1,1,1-Trichloroethane | 100 | | 100 | | 67-130 | 0 | | 20 |
| Bromodichloromethane | 95 | | 96 | | 67-130 | 1 | | 20 |
| trans-1,3-Dichloropropene | 86 | | 85 | | 70-130 | 1 | | 20 |
| cis-1,3-Dichloropropene | 94 | | 98 | | 70-130 | 4 | | 20 |
| 1,1-Dichloropropene | 98 | | 100 | | 70-130 | 2 | | 20 |
| Bromoform | 83 | | 81 | | 54-136 | 2 | | 20 |
| 1,1,2,2-Tetrachloroethane | 92 | | 97 | | 67-130 | 5 | | 20 |
| Benzene | 100 | | 100 | | 70-130 | 0 | | 20 |
| Toluene | 98 | | 100 | | 70-130 | 2 | | 20 |
| Ethylbenzene | 98 | | 100 | | 70-130 | 2 | | 20 |
| Chloromethane | 94 | | 100 | | 64-130 | 6 | | 20 |
| Bromomethane | 90 | | 100 | | 39-139 | 11 | | 20 |

# Lab Control Sample Analysis
## Batch Quality Control

**Project Name:** NORTH MAIN STREET SITE
**Project Number:** 12814, PHASE 3

**Lab Number:** L2304831
**Report Date:** 03/07/23

| Parameter | LCS %Recovery | Qual | LCSD %Recovery | Qual | %Recovery Limits | RPD | Qual | RPD Limits |
|---|---|---|---|---|---|---|---|---|
| Volatile Organics by GC/MS - Westborough Lab Associated sample(s): 04-05 Batch: WG1739683-3 WG1739683-4 | | | | | | | | |
| Vinyl chloride | 110 | | 120 | | 55-140 | 9 | | 20 |
| Chloroethane | 110 | | 120 | | 55-138 | 9 | | 20 |
| 1,1-Dichloroethene | 120 | | 120 | | 61-145 | 0 | | 20 |
| trans-1,2-Dichloroethene | 110 | | 120 | | 70-130 | 9 | | 20 |
| Trichloroethene | 94 | | 94 | | 70-130 | 0 | | 20 |
| 1,2-Dichlorobenzene | 96 | | 100 | | 70-130 | 4 | | 20 |
| 1,3-Dichlorobenzene | 99 | | 100 | | 70-130 | 1 | | 20 |
| 1,4-Dichlorobenzene | 96 | | 100 | | 70-130 | 4 | | 20 |
| Methyl tert butyl ether | 92 | | 95 | | 63-130 | 3 | | 20 |
| p/m-Xylene | 100 | | 105 | | 70-130 | 5 | | 20 |
| o-Xylene | 100 | | 105 | | 70-130 | 5 | | 20 |
| cis-1,2-Dichloroethene | 110 | | 110 | | 70-130 | 0 | | 20 |
| Dibromomethane | 100 | | 100 | | 70-130 | 0 | | 20 |
| 1,2,3-Trichloropropane | 85 | | 89 | | 64-130 | 5 | | 20 |
| Acrylonitrile | 100 | | 100 | | 70-130 | 0 | | 20 |
| Styrene | 100 | | 105 | | 70-130 | 5 | | 20 |
| Dichlorodifluoromethane | 95 | | 100 | | 36-147 | 5 | | 20 |
| Acetone | 120 | | 110 | | 58-148 | 9 | | 20 |
| Carbon disulfide | 110 | | 120 | | 51-130 | 9 | | 20 |
| 2-Butanone | 85 | | 85 | | 63-138 | 0 | | 20 |
| Vinyl acetate | 110 | | 110 | | 70-130 | 0 | | 20 |
| 4-Methyl-2-pentanone | 78 | | 86 | | 59-130 | 10 | | 20 |
| 2-Hexanone | 77 | | 79 | | 57-130 | 3 | | 20 |

# Lab Control Sample Analysis
## Batch Quality Control

**Project Name:** NORTH MAIN STREET SITE
**Project Number:** 12814, PHASE 3

**Lab Number:** L2304831
**Report Date:** 03/07/23

| Parameter | LCS %Recovery | Qual | LCSD %Recovery | Qual | %Recovery Limits | RPD | Qual | RPD Limits |
|---|---|---|---|---|---|---|---|---|
| Volatile Organics by GC/MS - Westborough Lab Associated sample(s): 04-05 Batch: WG1739683-3 WG1739683-4 | | | | | | | | |
| Bromochloromethane | 110 | | 110 | | 70-130 | 0 | | 20 |
| 2,2-Dichloropropane | 100 | | 110 | | 63-133 | 10 | | 20 |
| 1,2-Dibromoethane | 91 | | 87 | | 70-130 | 4 | | 20 |
| 1,3-Dichloropropane | 89 | | 88 | | 70-130 | 1 | | 20 |
| 1,1,1,2-Tetrachloroethane | 87 | | 88 | | 64-130 | 1 | | 20 |
| Bromobenzene | 94 | | 100 | | 70-130 | 6 | | 20 |
| n-Butylbenzene | 97 | | 100 | | 53-136 | 3 | | 20 |
| sec-Butylbenzene | 100 | | 110 | | 70-130 | 10 | | 20 |
| tert-Butylbenzene | 100 | | 110 | | 70-130 | 10 | | 20 |
| o-Chlorotoluene | 99 | | 100 | | 70-130 | 1 | | 20 |
| p-Chlorotoluene | 97 | | 100 | | 70-130 | 3 | | 20 |
| 1,2-Dibromo-3-chloropropane | 99 | | 100 | | 41-144 | 1 | | 20 |
| Hexachlorobutadiene | 98 | | 110 | | 63-130 | 12 | | 20 |
| Isopropylbenzene | 98 | | 100 | | 70-130 | 2 | | 20 |
| p-Isopropyltoluene | 100 | | 110 | | 70-130 | 10 | | 20 |
| Naphthalene | 93 | | 98 | | 70-130 | 5 | | 20 |
| n-Propylbenzene | 97 | | 100 | | 69-130 | 3 | | 20 |
| 1,2,3-Trichlorobenzene | 98 | | 100 | | 70-130 | 2 | | 20 |
| 1,2,4-Trichlorobenzene | 94 | | 100 | | 70-130 | 6 | | 20 |
| 1,3,5-Trimethylbenzene | 92 | | 99 | | 64-130 | 7 | | 20 |
| 1,2,4-Trimethylbenzene | 92 | | 96 | | 70-130 | 4 | | 20 |
| 1,4-Dioxane | 112 | | 114 | | 56-162 | 2 | | 20 |
| p-Diethylbenzene | 96 | | 100 | | 70-130 | 4 | | 20 |

# Lab Control Sample Analysis
## Batch Quality Control

**Project Name:** NORTH MAIN STREET SITE
**Project Number:** 12814, PHASE 3

**Lab Number:** L2304831
**Report Date:** 03/07/23

| Parameter | LCS %Recovery | Qual | LCSD %Recovery | Qual | %Recovery Limits | RPD | Qual | RPD Limits |
|---|---|---|---|---|---|---|---|---|
| Volatile Organics by GC/MS - Westborough Lab Associated sample(s): 04-05 Batch: WG1739683-3 WG1739683-4 | | | | | | | | |
| p-Ethyltoluene | 98 | | 100 | | 70-130 | 2 | | 20 |
| 1,2,4,5-Tetramethylbenzene | 92 | | 97 | | 70-130 | 5 | | 20 |
| Ethyl ether | 100 | | 100 | | 59-134 | 0 | | 20 |
| trans-1,4-Dichloro-2-butene | 77 | | 76 | | 70-130 | 1 | | 20 |

| Surrogate | LCS %Recovery | Qual | LCSD %Recovery | Qual | Acceptance Criteria |
|---|---|---|---|---|---|
| 1,2-Dichloroethane-d4 | 92 | | 92 | | 70-130 |
| Toluene-d8 | 99 | | 100 | | 70-130 |
| 4-Bromofluorobenzene | 97 | | 103 | | 70-130 |
| Dibromofluoromethane | 105 | | 103 | | 70-130 |

# Lab Control Sample Analysis
## Batch Quality Control

**Project Name:** NORTH MAIN STREET SITE
**Project Number:** 12814, PHASE 3

**Lab Number:** L2304831
**Report Date:** 03/07/23

| Parameter | LCS %Recovery | Qual | LCSD %Recovery | Qual | %Recovery Limits | RPD | Qual | RPD Limits |
|---|---|---|---|---|---|---|---|---|
| Volatile Organics by EPA 5035 Low - Westborough Lab Associated sample(s): 01 Batch: WG1739845-3 WG1739845-4 | | | | | | | | |
| Methylene chloride | 85 | | 82 | | 70-130 | 4 | | 30 |
| 1,1-Dichloroethane | 102 | | 101 | | 70-130 | 1 | | 30 |
| Chloroform | 90 | | 87 | | 70-130 | 3 | | 30 |
| Carbon tetrachloride | 88 | | 86 | | 70-130 | 2 | | 30 |
| 1,2-Dichloropropane | 102 | | 98 | | 70-130 | 4 | | 30 |
| Dibromochloromethane | 83 | | 85 | | 70-130 | 2 | | 30 |
| 1,1,2-Trichloroethane | 100 | | 104 | | 70-130 | 4 | | 30 |
| Tetrachloroethene | 90 | | 95 | | 70-130 | 5 | | 30 |
| Chlorobenzene | 92 | | 90 | | 70-130 | 2 | | 30 |
| Trichlorofluoromethane | 93 | | 90 | | 70-139 | 3 | | 30 |
| 1,2-Dichloroethane | 90 | | 87 | | 70-130 | 3 | | 30 |
| 1,1,1-Trichloroethane | 93 | | 91 | | 70-130 | 2 | | 30 |
| Bromodichloromethane | 87 | | 84 | | 70-130 | 4 | | 30 |
| trans-1,3-Dichloropropene | 101 | | 106 | | 70-130 | 5 | | 30 |
| cis-1,3-Dichloropropene | 95 | | 92 | | 70-130 | 3 | | 30 |
| 1,1-Dichloropropene | 107 | | 104 | | 70-130 | 3 | | 30 |
| Bromoform | 87 | | 78 | | 70-130 | 11 | | 30 |
| 1,1,2,2-Tetrachloroethane | 113 | | 108 | | 70-130 | 5 | | 30 |
| Benzene | 97 | | 95 | | 70-130 | 2 | | 30 |
| Toluene | 97 | | 103 | | 70-130 | 6 | | 30 |
| Ethylbenzene | 100 | | 99 | | 70-130 | 1 | | 30 |
| Chloromethane | **131** | Q | 128 | | 52-130 | 2 | | 30 |
| Bromomethane | 111 | | 108 | | 57-147 | 3 | | 30 |

# Lab Control Sample Analysis
## Batch Quality Control

**Project Name:** NORTH MAIN STREET SITE
**Project Number:** 12814, PHASE 3

**Lab Number:** L2304831
**Report Date:** 03/07/23

| Parameter | LCS %Recovery | Qual | LCSD %Recovery | Qual | %Recovery Limits | RPD | Qual | RPD Limits |
|---|---|---|---|---|---|---|---|---|
| Volatile Organics by EPA 5035 Low - Westborough Lab Associated sample(s): 01 Batch: WG1739845-3 WG1739845-4 | | | | | | | | |
| Vinyl chloride | 111 | | 109 | | 67-130 | 2 | | 30 |
| Chloroethane | 109 | | 106 | | 50-151 | 3 | | 30 |
| 1,1-Dichloroethene | 100 | | 98 | | 65-135 | 2 | | 30 |
| trans-1,2-Dichloroethene | 94 | | 91 | | 70-130 | 3 | | 30 |
| Trichloroethene | 93 | | 91 | | 70-130 | 2 | | 30 |
| 1,2-Dichlorobenzene | 91 | | 86 | | 70-130 | 6 | | 30 |
| 1,3-Dichlorobenzene | 96 | | 90 | | 70-130 | 6 | | 30 |
| 1,4-Dichlorobenzene | 92 | | 88 | | 70-130 | 4 | | 30 |
| Methyl tert butyl ether | 96 | | 92 | | 66-130 | 4 | | 30 |
| p/m-Xylene | 98 | | 96 | | 70-130 | 2 | | 30 |
| o-Xylene | 99 | | 97 | | 70-130 | 2 | | 30 |
| cis-1,2-Dichloroethene | 88 | | 87 | | 70-130 | 1 | | 30 |
| Dibromomethane | 84 | | 81 | | 70-130 | 4 | | 30 |
| Styrene | 99 | | 96 | | 70-130 | 3 | | 30 |
| Dichlorodifluoromethane | 122 | | 120 | | 30-146 | 2 | | 30 |
| Acetone | 102 | | 93 | | 54-140 | 9 | | 30 |
| Carbon disulfide | **161** | Q | **159** | Q | 59-130 | 1 | | 30 |
| 2-Butanone | 100 | | 90 | | 70-130 | 11 | | 30 |
| Vinyl acetate | 117 | | 111 | | 70-130 | 5 | | 30 |
| 4-Methyl-2-pentanone | 102 | | 103 | | 70-130 | 1 | | 30 |
| 1,2,3-Trichloropropane | 114 | | 107 | | 68-130 | 6 | | 30 |
| 2-Hexanone | 108 | | 106 | | 70-130 | 2 | | 30 |
| Bromochloromethane | 77 | | 75 | | 70-130 | 3 | | 30 |

# Lab Control Sample Analysis
## Batch Quality Control

**Project Name:** NORTH MAIN STREET SITE
**Project Number:** 12814, PHASE 3
**Lab Number:** L2304831
**Report Date:** 03/07/23

| Parameter | LCS %Recovery | Qual | LCSD %Recovery | Qual | %Recovery Limits | RPD | Qual | RPD Limits |
|---|---|---|---|---|---|---|---|---|
| Volatile Organics by EPA 5035 Low - Westborough Lab Associated sample(s): 01 Batch: WG1739845-3 WG1739845-4 | | | | | | | | |
| 2,2-Dichloropropane | 97 | | 96 | | 70-130 | 1 | | 30 |
| 1,2-Dibromoethane | 91 | | 92 | | 70-130 | 1 | | 30 |
| 1,3-Dichloropropane | 101 | | 104 | | 69-130 | 3 | | 30 |
| 1,1,1,2-Tetrachloroethane | 85 | | 83 | | 70-130 | 2 | | 30 |
| Bromobenzene | 90 | | 84 | | 70-130 | 7 | | 30 |
| n-Butylbenzene | 121 | | 114 | | 70-130 | 6 | | 30 |
| sec-Butylbenzene | 115 | | 109 | | 70-130 | 5 | | 30 |
| tert-Butylbenzene | 106 | | 100 | | 70-130 | 6 | | 30 |
| o-Chlorotoluene | 113 | | 108 | | 70-130 | 5 | | 30 |
| p-Chlorotoluene | 111 | | 106 | | 70-130 | 5 | | 30 |
| 1,2-Dibromo-3-chloropropane | 80 | | 71 | | 68-130 | 12 | | 30 |
| Hexachlorobutadiene | 89 | | 76 | | 67-130 | 16 | | 30 |
| Isopropylbenzene | 115 | | 106 | | 70-130 | 8 | | 30 |
| p-Isopropyltoluene | 107 | | 101 | | 70-130 | 6 | | 30 |
| Naphthalene | 96 | | 85 | | 70-130 | 12 | | 30 |
| Acrylonitrile | 114 | | 107 | | 70-130 | 6 | | 30 |
| n-Propylbenzene | 121 | | 115 | | 70-130 | 5 | | 30 |
| 1,2,3-Trichlorobenzene | 90 | | 78 | | 70-130 | 14 | | 30 |
| 1,2,4-Trichlorobenzene | 93 | | 82 | | 70-130 | 13 | | 30 |
| 1,3,5-Trimethylbenzene | 108 | | 102 | | 70-130 | 6 | | 30 |
| 1,2,4-Trimethylbenzene | 103 | | 101 | | 70-130 | 2 | | 30 |
| 1,4-Dioxane | 82 | | 74 | | 65-136 | 10 | | 30 |
| p-Diethylbenzene | 110 | | 101 | | 70-130 | 9 | | 30 |

# Lab Control Sample Analysis
## Batch Quality Control

**Project Name:** NORTH MAIN STREET SITE
**Project Number:** 12814, PHASE 3

**Lab Number:** L2304831
**Report Date:** 03/07/23

| Parameter | LCS %Recovery | Qual | LCSD %Recovery | Qual | %Recovery Limits | RPD | Qual | RPD Limits |
|---|---|---|---|---|---|---|---|---|
| Volatile Organics by EPA 5035 Low - Westborough Lab Associated sample(s): 01 Batch: WG1739845-3 WG1739845-4 | | | | | | | | |
| p-Ethyltoluene | 112 | | 108 | | 70-130 | 4 | | 30 |
| 1,2,4,5-Tetramethylbenzene | 108 | | 96 | | 70-130 | 12 | | 30 |
| Ethyl ether | 104 | | 100 | | 67-130 | 4 | | 30 |
| trans-1,4-Dichloro-2-butene | 125 | | 120 | | 70-130 | 4 | | 30 |

| Surrogate | LCS %Recovery | Qual | LCSD %Recovery | Qual | Acceptance Criteria |
|---|---|---|---|---|---|
| 1,2-Dichloroethane-d4 | 103 | | 101 | | 70-130 |
| Toluene-d8 | 107 | | 117 | | 70-130 |
| 4-Bromofluorobenzene | 121 | | 114 | | 70-130 |
| Dibromofluoromethane | 89 | | 89 | | 70-130 |

# Lab Control Sample Analysis
## Batch Quality Control

**Project Name:** NORTH MAIN STREET SITE
**Project Number:** 12814, PHASE 3

**Lab Number:** L2304831
**Report Date:** 03/07/23

| Parameter | LCS %Recovery | Qual | LCSD %Recovery | Qual | %Recovery Limits | RPD | Qual | RPD Limits |
|---|---|---|---|---|---|---|---|---|
| Volatile Organics by EPA 5035 Low - Westborough Lab Associated sample(s): 02 Batch: WG1740512-3 WG1740512-4 | | | | | | | | |
| Methylene chloride | 83 | | 80 | | 70-130 | 4 | | 30 |
| 1,1-Dichloroethane | 97 | | 93 | | 70-130 | 4 | | 30 |
| Chloroform | 86 | | 83 | | 70-130 | 4 | | 30 |
| Carbon tetrachloride | 76 | | 75 | | 70-130 | 1 | | 30 |
| 1,2-Dichloropropane | 99 | | 96 | | 70-130 | 3 | | 30 |
| Dibromochloromethane | 83 | | 81 | | 70-130 | 2 | | 30 |
| 1,1,2-Trichloroethane | 100 | | 98 | | 70-130 | 2 | | 30 |
| Tetrachloroethene | 79 | | 76 | | 70-130 | 4 | | 30 |
| Chlorobenzene | 89 | | 87 | | 70-130 | 2 | | 30 |
| Trichlorofluoromethane | 78 | | 76 | | 70-139 | 3 | | 30 |
| 1,2-Dichloroethane | 90 | | 88 | | 70-130 | 2 | | 30 |
| 1,1,1-Trichloroethane | 83 | | 81 | | 70-130 | 2 | | 30 |
| Bromodichloromethane | 84 | | 82 | | 70-130 | 2 | | 30 |
| trans-1,3-Dichloropropene | 101 | | 98 | | 70-130 | 3 | | 30 |
| cis-1,3-Dichloropropene | 94 | | 90 | | 70-130 | 4 | | 30 |
| 1,1-Dichloropropene | 94 | | 91 | | 70-130 | 3 | | 30 |
| Bromoform | 82 | | 84 | | 70-130 | 2 | | 30 |
| 1,1,2,2-Tetrachloroethane | 110 | | 108 | | 70-130 | 2 | | 30 |
| Benzene | 92 | | 89 | | 70-130 | 3 | | 30 |
| Toluene | 92 | | 88 | | 70-130 | 4 | | 30 |
| Ethylbenzene | 94 | | 91 | | 70-130 | 3 | | 30 |
| Chloromethane | 122 | | 115 | | 52-130 | 6 | | 30 |
| Bromomethane | 99 | | 89 | | 57-147 | 11 | | 30 |

# Lab Control Sample Analysis
## Batch Quality Control

**Project Name:** NORTH MAIN STREET SITE
**Project Number:** 12814, PHASE 3

**Lab Number:** L2304831
**Report Date:** 03/07/23

| Parameter | LCS %Recovery | Qual | LCSD %Recovery | Qual | %Recovery Limits | RPD | Qual | RPD Limits |
|---|---|---|---|---|---|---|---|---|
| Volatile Organics by EPA 5035 Low - Westborough Lab Associated sample(s): 02 Batch: WG1740512-3 WG1740512-4 | | | | | | | | |
| Vinyl chloride | 97 | | 94 | | 67-130 | 3 | | 30 |
| Chloroethane | 98 | | 91 | | 50-151 | 7 | | 30 |
| 1,1-Dichloroethene | 86 | | 85 | | 65-135 | 1 | | 30 |
| trans-1,2-Dichloroethene | 84 | | 83 | | 70-130 | 1 | | 30 |
| Trichloroethene | 85 | | 86 | | 70-130 | 1 | | 30 |
| 1,2-Dichlorobenzene | 88 | | 86 | | 70-130 | 2 | | 30 |
| 1,3-Dichlorobenzene | 88 | | 86 | | 70-130 | 2 | | 30 |
| 1,4-Dichlorobenzene | 88 | | 85 | | 70-130 | 3 | | 30 |
| Methyl tert butyl ether | 98 | | 99 | | 66-130 | 1 | | 30 |
| p/m-Xylene | 91 | | 89 | | 70-130 | 2 | | 30 |
| o-Xylene | 94 | | 92 | | 70-130 | 2 | | 30 |
| cis-1,2-Dichloroethene | 85 | | 83 | | 70-130 | 2 | | 30 |
| Dibromomethane | 83 | | 82 | | 70-130 | 1 | | 30 |
| Styrene | 95 | | 93 | | 70-130 | 2 | | 30 |
| Dichlorodifluoromethane | 98 | | 94 | | 30-146 | 4 | | 30 |
| Acetone | 106 | | 109 | | 54-140 | 3 | | 30 |
| Carbon disulfide | **142** | Q | **136** | Q | 59-130 | 4 | | 30 |
| 2-Butanone | 99 | | 108 | | 70-130 | 9 | | 30 |
| Vinyl acetate | 114 | | 94 | | 70-130 | 19 | | 30 |
| 4-Methyl-2-pentanone | 108 | | 109 | | 70-130 | 1 | | 30 |
| 1,2,3-Trichloropropane | 112 | | 113 | | 68-130 | 1 | | 30 |
| 2-Hexanone | 112 | | 113 | | 70-130 | 1 | | 30 |
| Bromochloromethane | 76 | | 76 | | 70-130 | 0 | | 30 |

# Lab Control Sample Analysis
## Batch Quality Control

**Project Name:** NORTH MAIN STREET SITE
**Project Number:** 12814, PHASE 3

**Lab Number:** L2304831
**Report Date:** 03/07/23

| Parameter | LCS %Recovery | Qual | LCSD %Recovery | Qual | %Recovery Limits | RPD | Qual | RPD Limits |
|---|---|---|---|---|---|---|---|---|
| Volatile Organics by EPA 5035 Low - Westborough Lab Associated sample(s): 02 Batch: WG1740512-3 WG1740512-4 | | | | | | | | |
| 2,2-Dichloropropane | 86 | | 84 | | 70-130 | 2 | | 30 |
| 1,2-Dibromoethane | 92 | | 92 | | 70-130 | 0 | | 30 |
| 1,3-Dichloropropane | 103 | | 100 | | 69-130 | 3 | | 30 |
| 1,1,1,2-Tetrachloroethane | 84 | | 82 | | 70-130 | 2 | | 30 |
| Bromobenzene | 87 | | 87 | | 70-130 | 0 | | 30 |
| n-Butylbenzene | 104 | | 101 | | 70-130 | 3 | | 30 |
| sec-Butylbenzene | 100 | | 97 | | 70-130 | 3 | | 30 |
| tert-Butylbenzene | 95 | | 94 | | 70-130 | 1 | | 30 |
| o-Chlorotoluene | 104 | | 103 | | 70-130 | 1 | | 30 |
| p-Chlorotoluene | 104 | | 102 | | 70-130 | 2 | | 30 |
| 1,2-Dibromo-3-chloropropane | 75 | | 80 | | 68-130 | 6 | | 30 |
| Hexachlorobutadiene | 75 | | 76 | | 67-130 | 1 | | 30 |
| Isopropylbenzene | 100 | | 98 | | 70-130 | 2 | | 30 |
| p-Isopropyltoluene | 94 | | 93 | | 70-130 | 1 | | 30 |
| Naphthalene | 93 | | 93 | | 70-130 | 0 | | 30 |
| Acrylonitrile | 116 | | 117 | | 70-130 | 1 | | 30 |
| n-Propylbenzene | 106 | | 104 | | 70-130 | 2 | | 30 |
| 1,2,3-Trichlorobenzene | 82 | | 83 | | 70-130 | 1 | | 30 |
| 1,2,4-Trichlorobenzene | 81 | | 81 | | 70-130 | 0 | | 30 |
| 1,3,5-Trimethylbenzene | 98 | | 97 | | 70-130 | 1 | | 30 |
| 1,2,4-Trimethylbenzene | 98 | | 95 | | 70-130 | 3 | | 30 |
| 1,4-Dioxane | 98 | | 102 | | 65-136 | 4 | | 30 |
| p-Diethylbenzene | 94 | | 93 | | 70-130 | 1 | | 30 |

# Lab Control Sample Analysis
## Batch Quality Control

**Project Name:** NORTH MAIN STREET SITE
**Project Number:** 12814, PHASE 3

**Lab Number:** L2304831
**Report Date:** 03/07/23

| Parameter | LCS %Recovery | Qual | LCSD %Recovery | Qual | %Recovery Limits | RPD | Qual | RPD Limits |
|---|---|---|---|---|---|---|---|---|
| Volatile Organics by EPA 5035 Low - Westborough Lab Associated sample(s): 02 Batch: WG1740512-3 WG1740512-4 | | | | | | | | |
| p-Ethyltoluene | 101 | | 100 | | 70-130 | 1 | | 30 |
| 1,2,4,5-Tetramethylbenzene | 96 | | 95 | | 70-130 | 1 | | 30 |
| Ethyl ether | 104 | | 103 | | 67-130 | 1 | | 30 |
| trans-1,4-Dichloro-2-butene | 120 | | 121 | | 70-130 | 1 | | 30 |

| Surrogate | LCS %Recovery | Qual | LCSD %Recovery | Qual | Acceptance Criteria |
|---|---|---|---|---|---|
| 1,2-Dichloroethane-d4 | 100 | | 102 | | 70-130 |
| Toluene-d8 | 110 | | 106 | | 70-130 |
| 4-Bromofluorobenzene | 116 | | 118 | | 70-130 |
| Dibromofluoromethane | 88 | | 88 | | 70-130 |

# SEMIVOLATILES

**Project Name:** NORTH MAIN STREET SITE
**Project Number:** 12814, PHASE 3

**Lab Number:** L2304831
**Report Date:** 03/07/23

## SAMPLE RESULTS

Lab ID: L2304831-01 D
Client ID: SB-207 (8.5-9)
Sample Location: 128-156 NORTH MAIN ST. PORT CHESTER NY

Date Collected: 01/27/23 09:00
Date Received: 01/27/23
Field Prep: Not Specified

Sample Depth:
Matrix: Soil
Analytical Method: 1,8270E
Analytical Date: 02/03/23 04:41
Analyst: CMM
Percent Solids: 79%

Extraction Method: EPA 3546
Extraction Date: 02/01/23 00:36

| Parameter | Result | Qualifier | Units | RL | MDL | Dilution Factor |
|---|---|---|---|---|---|---|
| **Semivolatile Organics by GC/MS - Westborough Lab** | | | | | | |
| Acenaphthene | 570 | J | ug/kg | 830 | 110 | 5 |
| 1,2,4-Trichlorobenzene | ND | | ug/kg | 1000 | 120 | 5 |
| Hexachlorobenzene | ND | | ug/kg | 620 | 120 | 5 |
| Bis(2-chloroethyl)ether | ND | | ug/kg | 930 | 140 | 5 |
| 2-Chloronaphthalene | ND | | ug/kg | 1000 | 100 | 5 |
| 1,2-Dichlorobenzene | ND | | ug/kg | 1000 | 190 | 5 |
| 1,3-Dichlorobenzene | ND | | ug/kg | 1000 | 180 | 5 |
| 1,4-Dichlorobenzene | ND | | ug/kg | 1000 | 180 | 5 |
| 3,3'-Dichlorobenzidine | ND | | ug/kg | 1000 | 280 | 5 |
| 2,4-Dinitrotoluene | ND | | ug/kg | 1000 | 210 | 5 |
| 2,6-Dinitrotoluene | ND | | ug/kg | 1000 | 180 | 5 |
| Fluoranthene | 750 | | ug/kg | 620 | 120 | 5 |
| 4-Chlorophenyl phenyl ether | ND | | ug/kg | 1000 | 110 | 5 |
| 4-Bromophenyl phenyl ether | ND | | ug/kg | 1000 | 160 | 5 |
| Bis(2-chloroisopropyl)ether | ND | | ug/kg | 1200 | 180 | 5 |
| Bis(2-chloroethoxy)methane | ND | | ug/kg | 1100 | 100 | 5 |
| Hexachlorobutadiene | ND | | ug/kg | 1000 | 150 | 5 |
| Hexachlorocyclopentadiene | ND | | ug/kg | 3000 | 940 | 5 |
| Hexachloroethane | ND | | ug/kg | 830 | 170 | 5 |
| Isophorone | ND | | ug/kg | 930 | 130 | 5 |
| Naphthalene | ND | | ug/kg | 1000 | 130 | 5 |
| Nitrobenzene | ND | | ug/kg | 930 | 150 | 5 |
| NDPA/DPA | ND | | ug/kg | 830 | 120 | 5 |
| n-Nitrosodi-n-propylamine | ND | | ug/kg | 1000 | 160 | 5 |
| Bis(2-ethylhexyl)phthalate | ND | | ug/kg | 1000 | 360 | 5 |
| Butyl benzyl phthalate | ND | | ug/kg | 1000 | 260 | 5 |
| Di-n-butylphthalate | ND | | ug/kg | 1000 | 200 | 5 |
| Di-n-octylphthalate | ND | | ug/kg | 1000 | 350 | 5 |

**Project Name:** NORTH MAIN STREET SITE **Lab Number:** L2304831

**Project Number:** 12814, PHASE 3 **Report Date:** 03/07/23

## SAMPLE RESULTS

Lab ID: L2304831-01 D Date Collected: 01/27/23 09:00

Client ID: SB-207 (8.5-9) Date Received: 01/27/23

Sample Location: 128-156 NORTH MAIN ST. PORT CHESTER NY Field Prep: Not Specified

Sample Depth:

| Parameter | Result | Qualifier | Units | RL | MDL | Dilution Factor |
|---|---|---|---|---|---|---|
| Semivolatile Organics by GC/MS - Westborough Lab | | | | | | |
| Diethyl phthalate | ND | | ug/kg | 1000 | 96. | 5 |
| Dimethyl phthalate | ND | | ug/kg | 1000 | 220 | 5 |
| Benzo(a)anthracene | 480 | J | ug/kg | 620 | 120 | 5 |
| Benzo(a)pyrene | ND | | ug/kg | 830 | 250 | 5 |
| Benzo(b)fluoranthene | ND | | ug/kg | 620 | 170 | 5 |
| Benzo(k)fluoranthene | ND | | ug/kg | 620 | 160 | 5 |
| Chrysene | 860 | | ug/kg | 620 | 110 | 5 |
| Acenaphthylene | ND | | ug/kg | 830 | 160 | 5 |
| Anthracene | 2300 | | ug/kg | 620 | 200 | 5 |
| Benzo(ghi)perylene | ND | | ug/kg | 830 | 120 | 5 |
| Fluorene | 2200 | | ug/kg | 1000 | 100 | 5 |
| Phenanthrene | 7800 | | ug/kg | 620 | 130 | 5 |
| Dibenzo(a,h)anthracene | ND | | ug/kg | 620 | 120 | 5 |
| Indeno(1,2,3-cd)pyrene | ND | | ug/kg | 830 | 140 | 5 |
| Pyrene | 4600 | | ug/kg | 620 | 100 | 5 |
| Biphenyl | 570 | J | ug/kg | 2400 | 130 | 5 |
| 4-Chloroaniline | ND | | ug/kg | 1000 | 190 | 5 |
| 2-Nitroaniline | ND | | ug/kg | 1000 | 200 | 5 |
| 3-Nitroaniline | ND | | ug/kg | 1000 | 200 | 5 |
| 4-Nitroaniline | ND | | ug/kg | 1000 | 430 | 5 |
| Dibenzofuran | 1000 | | ug/kg | 1000 | 98. | 5 |
| 2-Methylnaphthalene | ND | | ug/kg | 1200 | 120 | 5 |
| 1,2,4,5-Tetrachlorobenzene | ND | | ug/kg | 1000 | 110 | 5 |
| Acetophenone | ND | | ug/kg | 1000 | 130 | 5 |
| 2,4,6-Trichlorophenol | ND | | ug/kg | 620 | 200 | 5 |
| p-Chloro-m-cresol | ND | | ug/kg | 1000 | 150 | 5 |
| 2-Chlorophenol | ND | | ug/kg | 1000 | 120 | 5 |
| 2,4-Dichlorophenol | ND | | ug/kg | 930 | 170 | 5 |
| 2,4-Dimethylphenol | ND | | ug/kg | 1000 | 340 | 5 |
| 2-Nitrophenol | ND | | ug/kg | 2200 | 390 | 5 |
| 4-Nitrophenol | ND | | ug/kg | 1400 | 420 | 5 |
| 2,4-Dinitrophenol | ND | | ug/kg | 5000 | 480 | 5 |
| 4,6-Dinitro-o-cresol | ND | | ug/kg | 2700 | 500 | 5 |
| Pentachlorophenol | ND | | ug/kg | 830 | 230 | 5 |
| Phenol | ND | | ug/kg | 1000 | 160 | 5 |
| 2-Methylphenol | ND | | ug/kg | 1000 | 160 | 5 |
| 3-Methylphenol/4-Methylphenol | ND | | ug/kg | 1500 | 160 | 5 |

**Project Name:** NORTH MAIN STREET SITE **Lab Number:** L2304831

**Project Number:** 12814, PHASE 3 **Report Date:** 03/07/23

## SAMPLE RESULTS

Lab ID: L2304831-01 D Date Collected: 01/27/23 09:00

Client ID: SB-207 (8.5-9) Date Received: 01/27/23

Sample Location: 128-156 NORTH MAIN ST. PORT CHESTER NY Field Prep: Not Specified

Sample Depth:

| Parameter | Result | Qualifier | Units | RL | MDL | Dilution Factor |
|---|---|---|---|---|---|---|
| **Semivolatile Organics by GC/MS - Westborough Lab** | | | | | | |
| 2,4,5-Trichlorophenol | ND | | ug/kg | 1000 | 200 | 5 |
| Benzoic Acid | ND | | ug/kg | 3400 | 1000 | 5 |
| Benzyl Alcohol | ND | | ug/kg | 1000 | 320 | 5 |
| Carbazole | ND | | ug/kg | 1000 | 100 | 5 |
| 1,4-Dioxane | ND | | ug/kg | 160 | 48. | 5 |

| Tentatively Identified Compounds | | | | |
|---|---|---|---|---|
| Total TIC Compounds | 167000 | J | ug/kg | 5 |
| Unknown Alkane | 19800 | J | ug/kg | 5 |
| Unknown | 8100 | J | ug/kg | 5 |
| Unknown PAH | 12800 | J | ug/kg | 5 |
| Unknown Alkane | 22500 | J | ug/kg | 5 |
| Unknown Thiophene | 7040 | J | ug/kg | 5 |
| Unknown | 3220 | J | ug/kg | 5 |
| Unknown Alkane | 20100 | J | ug/kg | 5 |
| Unknown Alkane | 9960 | J | ug/kg | 5 |
| Unknown PAH | 12200 | J | ug/kg | 5 |
| Unknown Alkane | 8210 | J | ug/kg | 5 |
| Unknown PAH | 16700 | J | ug/kg | 5 |
| Unknown Alkane | 3830 | J | ug/kg | 5 |
| Unknown Alkane | 5900 | J | ug/kg | 5 |
| Unknown | 5300 | J | ug/kg | 5 |
| Unknown PAH | 11700 | J | ug/kg | 5 |

**Project Name:** NORTH MAIN STREET SITE **Lab Number:** L2304831

**Project Number:** 12814, PHASE 3 **Report Date:** 03/07/23

## SAMPLE RESULTS

Lab ID: L2304831-01 D Date Collected: 01/27/23 09:00

Client ID: SB-207 (8.5-9) Date Received: 01/27/23

Sample Location: 128-156 NORTH MAIN ST. PORT CHESTER NY Field Prep: Not Specified

Sample Depth:

| Parameter | Result | Qualifier | Units | RL | MDL | Dilution Factor |
|---|---|---|---|---|---|---|

Semivolatile Organics by GC/MS - Westborough Lab

| Surrogate | % Recovery | Qualifier | Acceptance Criteria |
|---|---|---|---|
| 2-Fluorophenol | 60 | | 25-120 |
| Phenol-d6 | 56 | | 10-120 |
| Nitrobenzene-d5 | 73 | | 23-120 |
| 2-Fluorobiphenyl | 78 | | 30-120 |
| 2,4,6-Tribromophenol | 64 | | 10-136 |
| 4-Terphenyl-d14 | 72 | | 18-120 |

**Project Name:** NORTH MAIN STREET SITE
**Project Number:** 12814, PHASE 3

**Lab Number:** L2304831
**Report Date:** 03/07/23

## SAMPLE RESULTS

Lab ID: L2304831-02
Client ID: SB-208 (2.5-3)
Sample Location: 128-156 NORTH MAIN ST. PORT CHESTER NY

Date Collected: 01/27/23 10:30
Date Received: 01/27/23
Field Prep: Not Specified

Sample Depth:
Matrix: Soil
Analytical Method: 1,8270E
Analytical Date: 02/02/23 05:39
Analyst: SZ
Percent Solids: 86%

Extraction Method: EPA 3546
Extraction Date: 02/01/23 00:36

| Parameter | Result | Qualifier | Units | RL | MDL | Dilution Factor |
|---|---|---|---|---|---|---|
| **Semivolatile Organics by GC/MS - Westborough Lab** | | | | | | |
| Acenaphthene | ND | | ug/kg | 150 | 20. | 1 |
| 1,2,4-Trichlorobenzene | ND | | ug/kg | 190 | 22. | 1 |
| Hexachlorobenzene | ND | | ug/kg | 120 | 22. | 1 |
| Bis(2-chloroethyl)ether | ND | | ug/kg | 170 | 26. | 1 |
| 2-Chloronaphthalene | ND | | ug/kg | 190 | 19. | 1 |
| 1,2-Dichlorobenzene | ND | | ug/kg | 190 | 34. | 1 |
| 1,3-Dichlorobenzene | ND | | ug/kg | 190 | 33. | 1 |
| 1,4-Dichlorobenzene | ND | | ug/kg | 190 | 34. | 1 |
| 3,3'-Dichlorobenzidine | ND | | ug/kg | 190 | 51. | 1 |
| 2,4-Dinitrotoluene | ND | | ug/kg | 190 | 38. | 1 |
| 2,6-Dinitrotoluene | ND | | ug/kg | 190 | 33. | 1 |
| Fluoranthene | 1300 | | ug/kg | 120 | 22. | 1 |
| 4-Chlorophenyl phenyl ether | ND | | ug/kg | 190 | 21. | 1 |
| 4-Bromophenyl phenyl ether | ND | | ug/kg | 190 | 29. | 1 |
| Bis(2-chloroisopropyl)ether | ND | | ug/kg | 230 | 33. | 1 |
| Bis(2-chloroethoxy)methane | ND | | ug/kg | 210 | 19. | 1 |
| Hexachlorobutadiene | ND | | ug/kg | 190 | 28. | 1 |
| Hexachlorocyclopentadiene | ND | | ug/kg | 550 | 170 | 1 |
| Hexachloroethane | ND | | ug/kg | 150 | 31. | 1 |
| Isophorone | ND | | ug/kg | 170 | 25. | 1 |
| Naphthalene | 200 | | ug/kg | 190 | 23. | 1 |
| Nitrobenzene | ND | | ug/kg | 170 | 28. | 1 |
| NDPA/DPA | ND | | ug/kg | 150 | 22. | 1 |
| n-Nitrosodi-n-propylamine | ND | | ug/kg | 190 | 30. | 1 |
| Bis(2-ethylhexyl)phthalate | ND | | ug/kg | 190 | 67. | 1 |
| Butyl benzyl phthalate | ND | | ug/kg | 190 | 48. | 1 |
| Di-n-butylphthalate | ND | | ug/kg | 190 | 36. | 1 |
| Di-n-octylphthalate | ND | | ug/kg | 190 | 65. | 1 |

**Project Name:** NORTH MAIN STREET SITE **Lab Number:** L2304831

**Project Number:** 12814, PHASE 3 **Report Date:** 03/07/23

**SAMPLE RESULTS**

Lab ID: L2304831-02 Date Collected: 01/27/23 10:30

Client ID: SB-208 (2.5-3) Date Received: 01/27/23

Sample Location: 128-156 NORTH MAIN ST. PORT CHESTER NY Field Prep: Not Specified

Sample Depth:

| Parameter | Result | Qualifier | Units | RL | MDL | Dilution Factor |
|---|---|---|---|---|---|---|
| Semivolatile Organics by GC/MS - Westborough Lab | | | | | | |
| Diethyl phthalate | ND | | ug/kg | 190 | 18. | 1 |
| Dimethyl phthalate | ND | | ug/kg | 190 | 40. | 1 |
| Benzo(a)anthracene | 530 | | ug/kg | 120 | 22. | 1 |
| Benzo(a)pyrene | 430 | | ug/kg | 150 | 47. | 1 |
| Benzo(b)fluoranthene | 510 | | ug/kg | 120 | 32. | 1 |
| Benzo(k)fluoranthene | 200 | | ug/kg | 120 | 31. | 1 |
| Chrysene | 490 | | ug/kg | 120 | 20. | 1 |
| Acenaphthylene | 97 | J | ug/kg | 150 | 30. | 1 |
| Anthracene | 180 | | ug/kg | 120 | 38. | 1 |
| Benzo(ghi)perylene | 230 | | ug/kg | 150 | 23. | 1 |
| Fluorene | ND | | ug/kg | 190 | 19. | 1 |
| Phenanthrene | 880 | | ug/kg | 120 | 23. | 1 |
| Dibenzo(a,h)anthracene | 68 | J | ug/kg | 120 | 22. | 1 |
| Indeno(1,2,3-cd)pyrene | 230 | | ug/kg | 150 | 27. | 1 |
| Pyrene | 1000 | | ug/kg | 120 | 19. | 1 |
| Biphenyl | 50 | J | ug/kg | 440 | 25. | 1 |
| 4-Chloroaniline | ND | | ug/kg | 190 | 35. | 1 |
| 2-Nitroaniline | ND | | ug/kg | 190 | 37. | 1 |
| 3-Nitroaniline | ND | | ug/kg | 190 | 36. | 1 |
| 4-Nitroaniline | ND | | ug/kg | 190 | 80. | 1 |
| Dibenzofuran | ND | | ug/kg | 190 | 18. | 1 |
| 2-Methylnaphthalene | 560 | | ug/kg | 230 | 23. | 1 |
| 1,2,4,5-Tetrachlorobenzene | ND | | ug/kg | 190 | 20. | 1 |
| Acetophenone | ND | | ug/kg | 190 | 24. | 1 |
| 2,4,6-Trichlorophenol | ND | | ug/kg | 120 | 36. | 1 |
| p-Chloro-m-cresol | ND | | ug/kg | 190 | 29. | 1 |
| 2-Chlorophenol | ND | | ug/kg | 190 | 23. | 1 |
| 2,4-Dichlorophenol | ND | | ug/kg | 170 | 31. | 1 |
| 2,4-Dimethylphenol | ND | | ug/kg | 190 | 64. | 1 |
| 2-Nitrophenol | ND | | ug/kg | 420 | 72. | 1 |
| 4-Nitrophenol | ND | | ug/kg | 270 | 78. | 1 |
| 2,4-Dinitrophenol | ND | | ug/kg | 920 | 90. | 1 |
| 4,6-Dinitro-o-cresol | ND | | ug/kg | 500 | 92. | 1 |
| Pentachlorophenol | ND | | ug/kg | 150 | 42. | 1 |
| Phenol | ND | | ug/kg | 190 | 29. | 1 |
| 2-Methylphenol | ND | | ug/kg | 190 | 30. | 1 |
| 3-Methylphenol/4-Methylphenol | ND | | ug/kg | 280 | 30. | 1 |

**Project Name:** NORTH MAIN STREET SITE **Lab Number:** L2304831

**Project Number:** 12814, PHASE 3 **Report Date:** 03/07/23

## SAMPLE RESULTS

Lab ID: L2304831-02 Date Collected: 01/27/23 10:30

Client ID: SB-208 (2.5-3) Date Received: 01/27/23

Sample Location: 128-156 NORTH MAIN ST. PORT CHESTER NY Field Prep: Not Specified

Sample Depth:

| Parameter | Result | Qualifier | Units | RL | MDL | Dilution Factor |
|---|---|---|---|---|---|---|
| **Semivolatile Organics by GC/MS - Westborough Lab** | | | | | | |
| 2,4,5-Trichlorophenol | ND | | ug/kg | 190 | 37. | 1 |
| Benzoic Acid | ND | | ug/kg | 620 | 190 | 1 |
| Benzyl Alcohol | ND | | ug/kg | 190 | 59. | 1 |
| Carbazole | 78 | J | ug/kg | 190 | 19. | 1 |
| 1,4-Dioxane | ND | | ug/kg | 29 | 8.8 | 1 |

| Tentatively Identified Compounds | | | | |
|---|---|---|---|---|
| Total TIC Compounds | 9190 | J | ug/kg | 1 |
| Unknown Naphthalene | 324 | J | ug/kg | 1 |
| Unknown Alkane | 737 | J | ug/kg | 1 |
| Unknown | 373 | J | ug/kg | 1 |
| Unknown Naphthalene | 507 | J | ug/kg | 1 |
| Unknown Alkane | 570 | J | ug/kg | 1 |
| Unknown Alkane | 844 | J | ug/kg | 1 |
| Unknown | 597 | J | ug/kg | 1 |
| Unknown Alkane | 974 | J | ug/kg | 1 |
| Unknown | 629 | J | ug/kg | 1 |
| Unknown Alkane | 449 | J | ug/kg | 1 |
| Unknown | 358 | J | ug/kg | 1 |
| Unknown Naphthalene | 331 | J | ug/kg | 1 |
| Unknown Alkane | 614 | J | ug/kg | 1 |
| Unknown | 320 | J | ug/kg | 1 |
| Unknown | 1560 | J | ug/kg | 1 |

**Project Name:** NORTH MAIN STREET SITE **Lab Number:** L2304831

**Project Number:** 12814, PHASE 3 **Report Date:** 03/07/23

## SAMPLE RESULTS

| | | | |
|---|---|---|---|
| Lab ID: | L2304831-02 | Date Collected: | 01/27/23 10:30 |
| Client ID: | SB-208 (2.5-3) | Date Received: | 01/27/23 |
| Sample Location: | 128-156 NORTH MAIN ST. PORT CHESTER NY | Field Prep: | Not Specified |

Sample Depth:

| Parameter | Result | Qualifier | Units | RL | MDL | Dilution Factor |
|---|---|---|---|---|---|---|
| Semivolatile Organics by GC/MS - Westborough Lab | | | | | | |

| Surrogate | % Recovery | Qualifier | Acceptance Criteria |
|---|---|---|---|
| 2-Fluorophenol | 55 | | 25-120 |
| Phenol-d6 | 56 | | 10-120 |
| Nitrobenzene-d5 | 67 | | 23-120 |
| 2-Fluorobiphenyl | 72 | | 30-120 |
| 2,4,6-Tribromophenol | 70 | | 10-136 |
| 4-Terphenyl-d14 | 72 | | 18-120 |

**Project Name:** NORTH MAIN STREET SITE
**Project Number:** 12814, PHASE 3
**Lab Number:** L2304831
**Report Date:** 03/07/23

## SAMPLE RESULTS

Lab ID: L2304831-03
Client ID: SB-209 (2.5-3)
Sample Location: 128-156 NORTH MAIN ST. PORT CHESTER NY

Date Collected: 01/27/23 12:20
Date Received: 01/27/23
Field Prep: Not Specified

Sample Depth:
Matrix: Soil
Analytical Method: 144,1633
Analytical Date: 02/22/23 18:02
Analyst: PNB
Percent Solids: 92%

Extraction Method: EPA 1633
Extraction Date: 02/21/23 06:52
Cleanup Method: EPA 1633
Cleanup Date: 02/22/23

| Parameter | Result | Qualifier | Units | RL | MDL | Dilution Factor |
|---|---|---|---|---|---|---|
| **Perfluorinated Alkyl Acids by EPA 1633 - Mansfield Lab** | | | | | | |
| Perfluorobutanoic Acid (PFBA) | ND | | ng/g | 0.794 | 0.050 | 1 |
| Perfluoropentanoic Acid (PFPeA) | ND | | ng/g | 0.397 | 0.056 | 1 |
| Perfluorobutanesulfonic Acid (PFBS) | ND | | ng/g | 0.198 | 0.043 | 1 |
| Perfluorohexanoic Acid (PFHxA) | 0.079 | J | ng/g | 0.198 | 0.046 | 1 |
| Perfluoroheptanoic Acid (PFHpA) | 0.056 | J | ng/g | 0.198 | 0.023 | 1 |
| Perfluorohexanesulfonic Acid (PFHxS) | ND | | ng/g | 0.198 | 0.059 | 1 |
| Perfluorooctanoic Acid (PFOA) | ND | | ng/g | 0.198 | 0.052 | 1 |
| 1H,1H,2H,2H-Perfluorooctanesulfonic Acid (6:2FTS) | ND | | ng/g | 0.794 | 0.278 | 1 |
| Perfluoroheptanesulfonic Acid (PFHpS) | ND | | ng/g | 0.198 | 0.037 | 1 |
| Perfluorononanoic Acid (PFNA) | ND | | ng/g | 0.198 | 0.078 | 1 |
| Perfluorooctanesulfonic Acid (PFOS) | 0.175 | J | ng/g | 0.198 | 0.079 | 1 |
| Perfluorodecanoic Acid (PFDA) | ND | | ng/g | 0.198 | 0.075 | 1 |
| 1H,1H,2H,2H-Perfluorodecanesulfonic Acid (8:2FTS) | ND | | ng/g | 0.794 | 0.384 | 1 |
| N-Methyl Perfluorooctanesulfonamidoacetic Acid (NMeFOSAA) | ND | | ng/g | 0.198 | 0.099 | 1 |
| Perfluoroundecanoic Acid (PFUnA) | ND | | ng/g | 0.198 | 0.051 | 1 |
| Perfluorodecanesulfonic Acid (PFDS) | ND | | ng/g | 0.198 | 0.032 | 1 |
| Perfluorooctanesulfonamide (PFOSA) | ND | | ng/g | 0.198 | 0.043 | 1 |
| N-Ethyl Perfluorooctanesulfonamidoacetic Acid (NEtFOSAA) | ND | | ng/g | 0.198 | 0.082 | 1 |
| Perfluorododecanoic Acid (PFDoA) | ND | | ng/g | 0.198 | 0.041 | 1 |
| Perfluorotridecanoic Acid (PFTrDA) | ND | | ng/g | 0.198 | 0.052 | 1 |
| Perfluorotetradecanoic Acid (PFTeDA) | ND | | ng/g | 0.198 | 0.106 | 1 |
| PFOA/PFOS, Total | 0.175 | J | ng/g | 0.198 | 0.052 | 1 |

**Project Name:** NORTH MAIN STREET SITE **Lab Number:** L2304831

**Project Number:** 12814, PHASE 3 **Report Date:** 03/07/23

## SAMPLE RESULTS

| | | | |
|---|---|---|---|
| Lab ID: | L2304831-03 | Date Collected: | 01/27/23 12:20 |
| Client ID: | SB-209 (2.5-3) | Date Received: | 01/27/23 |
| Sample Location: | 128-156 NORTH MAIN ST. PORT CHESTER NY | Field Prep: | Not Specified |

Sample Depth:

| Parameter | Result | Qualifier | Units | RL | MDL | Dilution Factor |
|---|---|---|---|---|---|---|

Perfluorinated Alkyl Acids by EPA 1633 - Mansfield Lab

| Surrogate | % Recovery | Qualifier | Acceptance Criteria |
|---|---|---|---|
| Perfluoro-n-[13C4]Butanoic Acid (13C4-PFBA) | 81 | | 20-150 |
| Perfluoro-n-[13C5]Pentanoic Acid (13C5-PFPeA) | 77 | | 20-150 |
| Perfluoro-1-[2,3,4-13C3]Butanesulfonic Acid (13C3-PFBS) | 79 | | 20-150 |
| Perfluoro-n-[1,2,3,4,6-13C5]Hexanoic Acid (13C5-PFHxA) | 81 | | 20-150 |
| Perfluoro-n-[1,2,3,4-13C4]Heptanoic Acid (13C4-PFHpA) | 78 | | 20-150 |
| Perfluoro-1-[1,2,3-13C3]Hexanesulfonic Acid (13C3-PFHxS) | 81 | | 20-150 |
| Perfluoro-n-[13C8]Octanoic Acid (13C8-PFOA) | 69 | | 20-150 |
| 1H,1H,2H,2H-Perfluoro-1-[1,2-13C2]Octanesulfonic Acid (13C2-6:2FTS) | 94 | | 20-150 |
| Perfluoro-n-[13C9]Nonanoic Acid (13C9-PFNA) | 83 | | 20-150 |
| Perfluoro-1-[13C8]Octanesulfonic Acid (13C8-PFOS) | 81 | | 20-150 |
| Perfluoro-n-[1,2,3,4,5,6-13C6]Decanoic Acid (13C6-PFDA) | 84 | | 20-150 |
| 1H,1H,2H,2H-Perfluoro-1-[1,2-13C2]Decanesulfonic Acid (13C2-8:2FTS) | **154** | Q | 20-150 |
| N-Methyl-d3-perfluoro-1-octanesulfonamidoacetic Acid (D3-NMeFOSAA) | 78 | | 20-150 |
| Perfluoro-n-[1,2,3,4,5,6,7-13C7]Undecanoic Acid (13C7-PFUnA) | 87 | | 20-150 |
| Perfluoro-1-[13C8]Octanesulfonamide (13C8-PFOSA) | 59 | | 20-150 |
| N-Ethyl-d5-perfluoro-1-octanesulfonamidoacetic Acid (D5-NEtFOSAA) | 79 | | 20-150 |
| Perfluoro-n-[1,2-13C2]Dodecanoic Acid (13C2-PFDoA) | 94 | | 20-150 |
| Perfluoro-n-[1,2-13C2]Tetradecanoic Acid (13C2-PFTeDA) | 82 | | 20-150 |

**Project Name:** NORTH MAIN STREET SITE **Lab Number:** L2304831

**Project Number:** 12814, PHASE 3 **Report Date:** 03/07/23

## SAMPLE RESULTS

Lab ID: L2304831-03 D
Client ID: SB-209 (2.5-3)
Sample Location: 128-156 NORTH MAIN ST. PORT CHESTER NY

Date Collected: 01/27/23 12:20
Date Received: 01/27/23
Field Prep: Not Specified

Sample Depth:
Matrix: Soil
Analytical Method: 1,8270E
Analytical Date: 02/03/23 06:53
Analyst: CMM
Percent Solids: 92%

Extraction Method: EPA 3546
Extraction Date: 02/01/23 00:36

| Parameter | Result | Qualifier | Units | RL | MDL | Dilution Factor |
|---|---|---|---|---|---|---|
| **Semivolatile Organics by GC/MS - Westborough Lab** | | | | | | |
| Acenaphthene | ND | | ug/kg | 710 | 92. | 5 |
| 1,2,4-Trichlorobenzene | ND | | ug/kg | 890 | 100 | 5 |
| Hexachlorobenzene | ND | | ug/kg | 540 | 100 | 5 |
| Bis(2-chloroethyl)ether | ND | | ug/kg | 800 | 120 | 5 |
| 2-Chloronaphthalene | ND | | ug/kg | 890 | 88. | 5 |
| 1,2-Dichlorobenzene | ND | | ug/kg | 890 | 160 | 5 |
| 1,3-Dichlorobenzene | ND | | ug/kg | 890 | 150 | 5 |
| 1,4-Dichlorobenzene | ND | | ug/kg | 890 | 160 | 5 |
| 3,3'-Dichlorobenzidine | ND | | ug/kg | 890 | 240 | 5 |
| 2,4-Dinitrotoluene | ND | | ug/kg | 890 | 180 | 5 |
| 2,6-Dinitrotoluene | ND | | ug/kg | 890 | 150 | 5 |
| Fluoranthene | ND | | ug/kg | 540 | 100 | 5 |
| 4-Chlorophenyl phenyl ether | ND | | ug/kg | 890 | 96. | 5 |
| 4-Bromophenyl phenyl ether | ND | | ug/kg | 890 | 140 | 5 |
| Bis(2-chloroisopropyl)ether | ND | | ug/kg | 1100 | 150 | 5 |
| Bis(2-chloroethoxy)methane | ND | | ug/kg | 960 | 89. | 5 |
| Hexachlorobutadiene | ND | | ug/kg | 890 | 130 | 5 |
| Hexachlorocyclopentadiene | ND | | ug/kg | 2600 | 810 | 5 |
| Hexachloroethane | ND | | ug/kg | 710 | 140 | 5 |
| Isophorone | ND | | ug/kg | 800 | 120 | 5 |
| Naphthalene | ND | | ug/kg | 890 | 110 | 5 |
| Nitrobenzene | ND | | ug/kg | 800 | 130 | 5 |
| NDPA/DPA | ND | | ug/kg | 710 | 100 | 5 |
| n-Nitrosodi-n-propylamine | ND | | ug/kg | 890 | 140 | 5 |
| Bis(2-ethylhexyl)phthalate | ND | | ug/kg | 890 | 310 | 5 |
| Butyl benzyl phthalate | ND | | ug/kg | 890 | 220 | 5 |
| Di-n-butylphthalate | ND | | ug/kg | 890 | 170 | 5 |
| Di-n-octylphthalate | ND | | ug/kg | 890 | 300 | 5 |

**Project Name:** NORTH MAIN STREET SITE **Lab Number:** L2304831

**Project Number:** 12814, PHASE 3 **Report Date:** 03/07/23

## SAMPLE RESULTS

Lab ID: L2304831-03 D Date Collected: 01/27/23 12:20

Client ID: SB-209 (2.5-3) Date Received: 01/27/23

Sample Location: 128-156 NORTH MAIN ST. PORT CHESTER NY Field Prep: Not Specified

Sample Depth:

| Parameter | Result | Qualifier | Units | RL | MDL | Dilution Factor |
|---|---|---|---|---|---|---|
| **Semivolatile Organics by GC/MS - Westborough Lab** | | | | | | |
| Diethyl phthalate | ND | | ug/kg | 890 | 83. | 5 |
| Dimethyl phthalate | ND | | ug/kg | 890 | 190 | 5 |
| Benzo(a)anthracene | ND | | ug/kg | 540 | 100 | 5 |
| Benzo(a)pyrene | ND | | ug/kg | 710 | 220 | 5 |
| Benzo(b)fluoranthene | ND | | ug/kg | 540 | 150 | 5 |
| Benzo(k)fluoranthene | ND | | ug/kg | 540 | 140 | 5 |
| Chrysene | ND | | ug/kg | 540 | 93. | 5 |
| Acenaphthylene | ND | | ug/kg | 710 | 140 | 5 |
| Anthracene | ND | | ug/kg | 540 | 170 | 5 |
| Benzo(ghi)perylene | ND | | ug/kg | 710 | 100 | 5 |
| Fluorene | ND | | ug/kg | 890 | 87. | 5 |
| Phenanthrene | ND | | ug/kg | 540 | 110 | 5 |
| Dibenzo(a,h)anthracene | ND | | ug/kg | 540 | 100 | 5 |
| Indeno(1,2,3-cd)pyrene | ND | | ug/kg | 710 | 120 | 5 |
| Pyrene | ND | | ug/kg | 540 | 89. | 5 |
| Biphenyl | ND | | ug/kg | 2000 | 120 | 5 |
| 4-Chloroaniline | ND | | ug/kg | 890 | 160 | 5 |
| 2-Nitroaniline | ND | | ug/kg | 890 | 170 | 5 |
| 3-Nitroaniline | ND | | ug/kg | 890 | 170 | 5 |
| 4-Nitroaniline | ND | | ug/kg | 890 | 370 | 5 |
| Dibenzofuran | ND | | ug/kg | 890 | 84. | 5 |
| 2-Methylnaphthalene | ND | | ug/kg | 1100 | 110 | 5 |
| 1,2,4,5-Tetrachlorobenzene | ND | | ug/kg | 890 | 93. | 5 |
| Acetophenone | ND | | ug/kg | 890 | 110 | 5 |
| 2,4,6-Trichlorophenol | ND | | ug/kg | 540 | 170 | 5 |
| p-Chloro-m-cresol | ND | | ug/kg | 890 | 130 | 5 |
| 2-Chlorophenol | ND | | ug/kg | 890 | 100 | 5 |
| 2,4-Dichlorophenol | ND | | ug/kg | 800 | 140 | 5 |
| 2,4-Dimethylphenol | ND | | ug/kg | 890 | 290 | 5 |
| 2-Nitrophenol | ND | | ug/kg | 1900 | 340 | 5 |
| 4-Nitrophenol | ND | | ug/kg | 1200 | 360 | 5 |
| 2,4-Dinitrophenol | ND | | ug/kg | 4300 | 420 | 5 |
| 4,6-Dinitro-o-cresol | ND | | ug/kg | 2300 | 430 | 5 |
| Pentachlorophenol | ND | | ug/kg | 710 | 200 | 5 |
| Phenol | ND | | ug/kg | 890 | 130 | 5 |
| 2-Methylphenol | ND | | ug/kg | 890 | 140 | 5 |
| 3-Methylphenol/4-Methylphenol | ND | | ug/kg | 1300 | 140 | 5 |

**Project Name:** NORTH MAIN STREET SITE **Lab Number:** L2304831

**Project Number:** 12814, PHASE 3 **Report Date:** 03/07/23

## SAMPLE RESULTS

Lab ID: L2304831-03 D Date Collected: 01/27/23 12:20

Client ID: SB-209 (2.5-3) Date Received: 01/27/23

Sample Location: 128-156 NORTH MAIN ST. PORT CHESTER NY Field Prep: Not Specified

Sample Depth:

| Parameter | Result | Qualifier | Units | RL | MDL | Dilution Factor |
|---|---|---|---|---|---|---|
| **Semivolatile Organics by GC/MS - Westborough Lab** | | | | | | |
| 2,4,5-Trichlorophenol | ND | | ug/kg | 890 | 170 | 5 |
| Benzoic Acid | ND | | ug/kg | 2900 | 900 | 5 |
| Benzyl Alcohol | ND | | ug/kg | 890 | 270 | 5 |
| Carbazole | ND | | ug/kg | 890 | 87. | 5 |
| 1,4-Dioxane | ND | | ug/kg | 130 | 41. | 5 |

Tentatively Identified Compounds

| | | | |
|---|---|---|---|
| No Tentatively Identified Compounds | ND | ug/kg | 5 |

| Surrogate | % Recovery | Qualifier | Acceptance Criteria |
|---|---|---|---|
| 2-Fluorophenol | 77 | | 25-120 |
| Phenol-d6 | 66 | | 10-120 |
| Nitrobenzene-d5 | 67 | | 23-120 |
| 2-Fluorobiphenyl | 85 | | 30-120 |
| 2,4,6-Tribromophenol | 103 | | 10-136 |
| 4-Terphenyl-d14 | 90 | | 18-120 |

**Project Name:** NORTH MAIN STREET SITE **Lab Number:** L2304831

**Project Number:** 12814, PHASE 3 **Report Date:** 03/07/23

## SAMPLE RESULTS

Lab ID: L2304831-04
Client ID: TWP-202
Sample Location: 128-156 NORTH MAIN ST. PORT CHESTER NY

Date Collected: 01/27/23 12:40
Date Received: 01/27/23
Field Prep: Not Specified

Sample Depth:
Matrix: Water
Analytical Method: 1,8270E
Analytical Date: 02/01/23 18:21
Analyst: WR

Extraction Method: EPA 3510C
Extraction Date: 01/31/23 07:46

| Parameter | Result | Qualifier | Units | RL | MDL | Dilution Factor |
|---|---|---|---|---|---|---|
| Semivolatile Organics by GC/MS - Westborough Lab | | | | | | |
| 1,2,4-Trichlorobenzene | ND | | ug/l | 5.0 | 0.50 | 1 |
| Bis(2-chloroethyl)ether | ND | | ug/l | 2.0 | 0.50 | 1 |
| 1,2-Dichlorobenzene | ND | | ug/l | 2.0 | 0.45 | 1 |
| 1,3-Dichlorobenzene | ND | | ug/l | 2.0 | 0.40 | 1 |
| 1,4-Dichlorobenzene | ND | | ug/l | 2.0 | 0.43 | 1 |
| 3,3'-Dichlorobenzidine | ND | | ug/l | 5.0 | 1.6 | 1 |
| 2,4-Dinitrotoluene | ND | | ug/l | 5.0 | 1.2 | 1 |
| 2,6-Dinitrotoluene | ND | | ug/l | 5.0 | 0.93 | 1 |
| 4-Chlorophenyl phenyl ether | ND | | ug/l | 2.0 | 0.49 | 1 |
| 4-Bromophenyl phenyl ether | ND | | ug/l | 2.0 | 0.38 | 1 |
| Bis(2-chloroisopropyl)ether | ND | | ug/l | 2.0 | 0.53 | 1 |
| Bis(2-chloroethoxy)methane | ND | | ug/l | 5.0 | 0.50 | 1 |
| Hexachlorocyclopentadiene | ND | | ug/l | 20 | 0.69 | 1 |
| Isophorone | ND | | ug/l | 5.0 | 1.2 | 1 |
| Nitrobenzene | ND | | ug/l | 2.0 | 0.77 | 1 |
| NDPA/DPA | ND | | ug/l | 2.0 | 0.42 | 1 |
| n-Nitrosodi-n-propylamine | ND | | ug/l | 5.0 | 0.64 | 1 |
| Bis(2-ethylhexyl)phthalate | ND | | ug/l | 3.0 | 1.5 | 1 |
| Butyl benzyl phthalate | 2.6 | J | ug/l | 5.0 | 1.2 | 1 |
| Di-n-butylphthalate | ND | | ug/l | 5.0 | 0.39 | 1 |
| Di-n-octylphthalate | ND | | ug/l | 5.0 | 1.3 | 1 |
| Diethyl phthalate | ND | | ug/l | 5.0 | 0.38 | 1 |
| Dimethyl phthalate | ND | | ug/l | 5.0 | 1.8 | 1 |
| Biphenyl | ND | | ug/l | 2.0 | 0.46 | 1 |
| 4-Chloroaniline | ND | | ug/l | 5.0 | 1.1 | 1 |
| 2-Nitroaniline | ND | | ug/l | 5.0 | 0.50 | 1 |
| 3-Nitroaniline | ND | | ug/l | 5.0 | 0.81 | 1 |
| 4-Nitroaniline | ND | | ug/l | 5.0 | 0.80 | 1 |

**Project Name:** NORTH MAIN STREET SITE **Lab Number:** L2304831

**Project Number:** 12814, PHASE 3 **Report Date:** 03/07/23

## SAMPLE RESULTS

Lab ID: L2304831-04 Date Collected: 01/27/23 12:40

Client ID: TWP-202 Date Received: 01/27/23

Sample Location: 128-156 NORTH MAIN ST. PORT CHESTER NY Field Prep: Not Specified

Sample Depth:

| Parameter | Result | Qualifier | Units | RL | MDL | Dilution Factor |
|---|---|---|---|---|---|---|
| **Semivolatile Organics by GC/MS - Westborough Lab** | | | | | | |
| Dibenzofuran | ND | | ug/l | 2.0 | 0.50 | 1 |
| 1,2,4,5-Tetrachlorobenzene | ND | | ug/l | 10 | 0.44 | 1 |
| Acetophenone | ND | | ug/l | 5.0 | 0.53 | 1 |
| 2,4,6-Trichlorophenol | ND | | ug/l | 5.0 | 0.61 | 1 |
| p-Chloro-m-cresol | ND | | ug/l | 2.0 | 0.35 | 1 |
| 2-Chlorophenol | ND | | ug/l | 2.0 | 0.48 | 1 |
| 2,4-Dichlorophenol | ND | | ug/l | 5.0 | 0.41 | 1 |
| 2,4-Dimethylphenol | ND | | ug/l | 5.0 | 1.8 | 1 |
| 2-Nitrophenol | ND | | ug/l | 10 | 0.85 | 1 |
| 4-Nitrophenol | ND | | ug/l | 10 | 0.67 | 1 |
| 2,4-Dinitrophenol | ND | | ug/l | 20 | 6.6 | 1 |
| 4,6-Dinitro-o-cresol | ND | | ug/l | 10 | 1.8 | 1 |
| Phenol | ND | | ug/l | 5.0 | 0.57 | 1 |
| 2-Methylphenol | ND | | ug/l | 5.0 | 0.49 | 1 |
| 3-Methylphenol/4-Methylphenol | ND | | ug/l | 5.0 | 0.48 | 1 |
| 2,4,5-Trichlorophenol | ND | | ug/l | 5.0 | 0.77 | 1 |
| Benzoic Acid | ND | | ug/l | 50 | 2.6 | 1 |
| Benzyl Alcohol | 4.2 | | ug/l | 2.0 | 0.59 | 1 |
| Carbazole | ND | | ug/l | 2.0 | 0.49 | 1 |

| Tentatively Identified Compounds | | | | |
|---|---|---|---|---|
| Total TIC Compounds | 28.2 | J | ug/l | 1 |
| Unknown Organic Acid | 13.8 | J | ug/l | 1 |
| Unknown | 2.51 | J | ug/l | 1 |
| Unknown | 1.85 | J | ug/l | 1 |
| Unknown | 1.67 | J | ug/l | 1 |
| Unknown | 2.73 | J | ug/l | 1 |
| Unknown | 2.33 | J | ug/l | 1 |
| Unknown | 1.74 | J | ug/l | 1 |
| Unknown | 1.56 | J | ug/l | 1 |

**Project Name:** NORTH MAIN STREET SITE **Lab Number:** L2304831

**Project Number:** 12814, PHASE 3 **Report Date:** 03/07/23

## SAMPLE RESULTS

| | | | |
|---|---|---|---|
| Lab ID: | L2304831-04 | Date Collected: | 01/27/23 12:40 |
| Client ID: | TWP-202 | Date Received: | 01/27/23 |
| Sample Location: | 128-156 NORTH MAIN ST. PORT CHESTER NY | Field Prep: | Not Specified |

Sample Depth:

| Parameter | Result | Qualifier | Units | RL | MDL | Dilution Factor |
|---|---|---|---|---|---|---|
| Semivolatile Organics by GC/MS - Westborough Lab | | | | | | |

| Surrogate | % Recovery | Qualifier | Acceptance Criteria |
|---|---|---|---|
| 2-Fluorophenol | 42 | | 21-120 |
| Phenol-d6 | 37 | | 10-120 |
| Nitrobenzene-d5 | 66 | | 23-120 |
| 2-Fluorobiphenyl | 72 | | 15-120 |
| 2,4,6-Tribromophenol | 44 | | 10-120 |
| 4-Terphenyl-d14 | 70 | | 41-149 |

**Project Name:** NORTH MAIN STREET SITE
**Project Number:** 12814, PHASE 3

**Lab Number:** L2304831
**Report Date:** 03/07/23

## SAMPLE RESULTS

Lab ID: L2304831-04
Client ID: TWP-202
Sample Location: 128-156 NORTH MAIN ST. PORT CHESTER NY

Date Collected: 01/27/23 12:40
Date Received: 01/27/23
Field Prep: Not Specified

Sample Depth:
Matrix: Water
Analytical Method: 1,8270E-SIM
Analytical Date: 02/01/23 12:55
Analyst: DV

Extraction Method: EPA 3510C
Extraction Date: 01/31/23 07:47

| Parameter | Result | Qualifier | Units | RL | MDL | Dilution Factor |
|---|---|---|---|---|---|---|
| Semivolatile Organics by GC/MS-SIM - Westborough Lab | | | | | | |
| Acenaphthene | ND | | ug/l | 0.10 | 0.01 | 1 |
| 2-Chloronaphthalene | ND | | ug/l | 0.20 | 0.02 | 1 |
| Fluoranthene | ND | | ug/l | 0.10 | 0.02 | 1 |
| Hexachlorobutadiene | ND | | ug/l | 0.50 | 0.05 | 1 |
| Naphthalene | ND | | ug/l | 0.10 | 0.05 | 1 |
| Benzo(a)anthracene | ND | | ug/l | 0.10 | 0.02 | 1 |
| Benzo(a)pyrene | ND | | ug/l | 0.10 | 0.02 | 1 |
| Benzo(b)fluoranthene | ND | | ug/l | 0.10 | 0.01 | 1 |
| Benzo(k)fluoranthene | ND | | ug/l | 0.10 | 0.01 | 1 |
| Chrysene | ND | | ug/l | 0.10 | 0.01 | 1 |
| Acenaphthylene | ND | | ug/l | 0.10 | 0.01 | 1 |
| Anthracene | 0.02 | J | ug/l | 0.10 | 0.01 | 1 |
| Benzo(ghi)perylene | ND | | ug/l | 0.10 | 0.01 | 1 |
| Fluorene | ND | | ug/l | 0.10 | 0.01 | 1 |
| Phenanthrene | ND | | ug/l | 0.10 | 0.02 | 1 |
| Dibenzo(a,h)anthracene | ND | | ug/l | 0.10 | 0.01 | 1 |
| Indeno(1,2,3-cd)pyrene | ND | | ug/l | 0.10 | 0.01 | 1 |
| Pyrene | ND | | ug/l | 0.10 | 0.02 | 1 |
| 2-Methylnaphthalene | ND | | ug/l | 0.10 | 0.02 | 1 |
| Pentachlorophenol | ND | | ug/l | 0.80 | 0.01 | 1 |
| Hexachlorobenzene | ND | | ug/l | 0.80 | 0.01 | 1 |
| Hexachloroethane | ND | | ug/l | 0.80 | 0.06 | 1 |

**Project Name:** NORTH MAIN STREET SITE **Lab Number:** L2304831

**Project Number:** 12814, PHASE 3 **Report Date:** 03/07/23

## SAMPLE RESULTS

| | | | |
|---|---|---|---|
| Lab ID: | L2304831-04 | Date Collected: | 01/27/23 12:40 |
| Client ID: | TWP-202 | Date Received: | 01/27/23 |
| Sample Location: | 128-156 NORTH MAIN ST. PORT CHESTER NY | Field Prep: | Not Specified |

Sample Depth:

| Parameter | Result | Qualifier | Units | RL | MDL | Dilution Factor |
|---|---|---|---|---|---|---|
| Semivolatile Organics by GC/MS-SIM - Westborough Lab | | | | | | |

| Surrogate | % Recovery | Qualifier | Acceptance Criteria |
|---|---|---|---|
| 2-Fluorophenol | 50 | | 21-120 |
| Phenol-d6 | 48 | | 10-120 |
| Nitrobenzene-d5 | 108 | | 23-120 |
| 2-Fluorobiphenyl | 71 | | 15-120 |
| 2,4,6-Tribromophenol | 96 | | 10-120 |
| 4-Terphenyl-d14 | 71 | | 41-149 |

**Project Name:** NORTH MAIN STREET SITE
**Project Number:** 12814, PHASE 3
**Lab Number:** L2304831
**Report Date:** 03/07/23

## SAMPLE RESULTS

Lab ID: L2304831-04
Client ID: TWP-202
Sample Location: 128-156 NORTH MAIN ST. PORT CHESTER NY

Date Collected: 01/27/23 12:40
Date Received: 01/27/23
Field Prep: Not Specified

Sample Depth:
Matrix: Water
Analytical Method: 1,8270E-SIM
Analytical Date: 02/04/23 03:00
Analyst: TPR

Extraction Method: EPA 3510C
Extraction Date: 01/31/23 07:45

| Parameter | Result | Qualifier | Units | RL | MDL | Dilution Factor |
|---|---|---|---|---|---|---|
| 1,4 Dioxane by 8270E-SIM - Mansfield Lab | | | | | | |
| 1,4-Dioxane | ND | | ng/l | 139 | 31.4 | 1 |

| Surrogate | % Recovery | Qualifier | Acceptance Criteria |
|---|---|---|---|
| 1,4-Dioxane-d8 | 43 | | 15-110 |

**Project Name:** NORTH MAIN STREET SITE
**Project Number:** 12814, PHASE 3
**Lab Number:** L2304831
**Report Date:** 03/07/23

## SAMPLE RESULTS

Lab ID: L2304831-04
Client ID: TWP-202
Sample Location: 128-156 NORTH MAIN ST. PORT CHESTER NY

Date Collected: 01/27/23 12:40
Date Received: 01/27/23
Field Prep: Not Specified

Sample Depth:
Matrix: Water
Analytical Method: 144,1633
Analytical Date: 03/03/23 20:02
Analyst: LMV

Extraction Method: EPA 1633
Extraction Date: 03/01/23 17:23

| Parameter | Result | Qualifier | Units | RL | MDL | Dilution Factor |
|---|---|---|---|---|---|---|
| **Perfluorinated Alkyl Acids by EPA 1633 - Mansfield Lab** | | | | | | |
| Perfluorobutanoic Acid (PFBA) | 9.64 | | ng/l | 6.82 | 1.09 | 1 |
| Perfluoropentanoic Acid (PFPeA) | 11.8 | | ng/l | 3.41 | 0.913 | 1 |
| Perfluorobutanesulfonic Acid (PFBS) | 6.23 | | ng/l | 1.71 | 0.572 | 1 |
| Perfluorohexanoic Acid (PFHxA) | 11.4 | | ng/l | 1.71 | 0.503 | 1 |
| Perfluoroheptanoic Acid (PFHpA) | 7.25 | | ng/l | 1.71 | 0.341 | 1 |
| Perfluorohexanesulfonic Acid (PFHxS) | 1.96 | | ng/l | 1.71 | 0.409 | 1 |
| Perfluorooctanoic Acid (PFOA) | 31.9 | | ng/l | 1.71 | 0.742 | 1 |
| 1H,1H,2H,2H-Perfluorooctanesulfonic Acid (6:2FTS) | ND | | ng/l | 6.82 | 2.30 | 1 |
| Perfluoroheptanesulfonic Acid (PFHpS) | ND | | ng/l | 1.71 | 0.461 | 1 |
| Perfluorononanoic Acid (PFNA) | 6.99 | | ng/l | 1.71 | 0.537 | 1 |
| Perfluorooctanesulfonic Acid (PFOS) | 34.3 | | ng/l | 1.71 | 0.776 | 1 |
| Perfluorodecanoic Acid (PFDA) | ND | | ng/l | 1.71 | 0.691 | 1 |
| 1H,1H,2H,2H-Perfluorodecanesulfonic Acid (8:2FTS) | ND | | ng/l | 6.82 | 2.65 | 1 |
| N-Methyl Perfluorooctanesulfonamidoacetic Acid (NMeFOSAA) | ND | | ng/l | 1.71 | 0.930 | 1 |
| Perfluoroundecanoic Acid (PFUnA) | ND | | ng/l | 1.71 | 0.742 | 1 |
| Perfluorodecanesulfonic Acid (PFDS) | ND | | ng/l | 1.71 | 0.392 | 1 |
| Perfluorooctanesulfonamide (PFOSA) | ND | | ng/l | 1.71 | 0.461 | 1 |
| N-Ethyl Perfluorooctanesulfonamidoacetic Acid (NEtFOSAA) | ND | | ng/l | 1.71 | 0.921 | 1 |
| Perfluorododecanoic Acid (PFDoA) | ND | | ng/l | 1.71 | 0.785 | 1 |
| Perfluorotridecanoic Acid (PFTrDA) | ND | | ng/l | 1.71 | 0.640 | 1 |
| Perfluorotetradecanoic Acid (PFTeDA) | ND | | ng/l | 1.71 | 0.452 | 1 |
| PFOA/PFOS, Total | 66.2 | | ng/l | 1.71 | 0.742 | 1 |

**Project Name:** NORTH MAIN STREET SITE **Lab Number:** L2304831

**Project Number:** 12814, PHASE 3 **Report Date:** 03/07/23

## SAMPLE RESULTS

| | | | |
|---|---|---|---|
| Lab ID: | L2304831-04 | Date Collected: | 01/27/23 12:40 |
| Client ID: | TWP-202 | Date Received: | 01/27/23 |
| Sample Location: | 128-156 NORTH MAIN ST. PORT CHESTER NY | Field Prep: | Not Specified |

Sample Depth:

| Parameter | Result | Qualifier | Units | RL | MDL | Dilution Factor |
|---|---|---|---|---|---|---|

Perfluorinated Alkyl Acids by EPA 1633 - Mansfield Lab

| Surrogate | % Recovery | Qualifier | Acceptance Criteria |
|---|---|---|---|
| Perfluoro-n-[13C4]Butanoic Acid (13C4-PFBA) | 84 | | 20-150 |
| Perfluoro-n-[13C5]Pentanoic Acid (13C5-PFPeA) | 77 | | 20-150 |
| Perfluoro-1-[2,3,4-13C3]Butanesulfonic Acid (13C3-PFBS) | 81 | | 20-150 |
| Perfluoro-n-[1,2,3,4,6-13C5]Hexanoic Acid (13C5-PFHxA) | 81 | | 20-150 |
| Perfluoro-n-[1,2,3,4-13C4]Heptanoic Acid (13C4-PFHpA) | 80 | | 20-150 |
| Perfluoro-1-[1,2,3-13C3]Hexanesulfonic Acid (13C3-PFHxS) | 78 | | 20-150 |
| Perfluoro-n-[13C8]Octanoic Acid (13C8-PFOA) | 70 | | 20-150 |
| 1H,1H,2H,2H-Perfluoro-1-[1,2-13C2]Octanesulfonic Acid (13C2-6:2FTS) | 84 | | 20-150 |
| Perfluoro-n-[13C9]Nonanoic Acid (13C9-PFNA) | 59 | | 20-150 |
| Perfluoro-1-[13C8]Octanesulfonic Acid (13C8-PFOS) | 43 | | 20-150 |
| Perfluoro-n-[1,2,3,4,5,6-13C6]Decanoic Acid (13C6-PFDA) | 40 | | 20-150 |
| 1H,1H,2H,2H-Perfluoro-1-[1,2-13C2]Decanesulfonic Acid (13C2-8:2FTS) | 45 | | 20-150 |
| N-Methyl-d3-perfluoro-1-octanesulfonamidoacetic Acid (D3-NMeFOSAA) | 64 | | 20-150 |
| Perfluoro-n-[1,2,3,4,5,6,7-13C7]Undecanoic Acid (13C7-PFUnA) | 34 | | 20-150 |
| Perfluoro-1-[13C8]Octanesulfonamide (13C8-PFOSA) | 30 | | 20-150 |
| N-Ethyl-d5-perfluoro-1-octanesulfonamidoacetic Acid (D5-NEtFOSAA) | 35 | | 20-150 |
| Perfluoro-n-[1,2-13C2]Dodecanoic Acid (13C2-PFDoA) | 36 | | 20-150 |
| Perfluoro-n-[1,2-13C2]Tetradecanoic Acid (13C2-PFTeDA) | 34 | | 20-150 |

**Project Name:** NORTH MAIN STREET SITE
**Project Number:** 12814, PHASE 3

**Lab Number:** L2304831
**Report Date:** 03/07/23

# Method Blank Analysis
## Batch Quality Control

Analytical Method: 1,8270E
Analytical Date: 01/31/23 01:58
Analyst: SZ

Extraction Method: EPA 3510C
Extraction Date: 01/30/23 09:38

| Parameter | Result | Qualifier | Units | RL | MDL |
|---|---|---|---|---|---|
| Semivolatile Organics by GC/MS - Westborough Lab for sample(s): 04 Batch: WG1738714-1 | | | | | |
| Acenaphthene | ND | | ug/l | 2.0 | 0.44 |
| 1,2,4-Trichlorobenzene | ND | | ug/l | 5.0 | 0.50 |
| Hexachlorobenzene | ND | | ug/l | 2.0 | 0.46 |
| Bis(2-chloroethyl)ether | ND | | ug/l | 2.0 | 0.50 |
| 2-Chloronaphthalene | ND | | ug/l | 2.0 | 0.44 |
| 1,2-Dichlorobenzene | ND | | ug/l | 2.0 | 0.45 |
| 1,3-Dichlorobenzene | ND | | ug/l | 2.0 | 0.40 |
| 1,4-Dichlorobenzene | ND | | ug/l | 2.0 | 0.43 |
| 3,3'-Dichlorobenzidine | ND | | ug/l | 5.0 | 1.6 |
| 2,4-Dinitrotoluene | ND | | ug/l | 5.0 | 1.2 |
| 2,6-Dinitrotoluene | ND | | ug/l | 5.0 | 0.93 |
| Fluoranthene | ND | | ug/l | 2.0 | 0.26 |
| 4-Chlorophenyl phenyl ether | ND | | ug/l | 2.0 | 0.49 |
| 4-Bromophenyl phenyl ether | ND | | ug/l | 2.0 | 0.38 |
| Bis(2-chloroisopropyl)ether | ND | | ug/l | 2.0 | 0.53 |
| Bis(2-chloroethoxy)methane | ND | | ug/l | 5.0 | 0.50 |
| Hexachlorobutadiene | ND | | ug/l | 2.0 | 0.66 |
| Hexachlorocyclopentadiene | ND | | ug/l | 20 | 0.69 |
| Hexachloroethane | ND | | ug/l | 2.0 | 0.58 |
| Isophorone | ND | | ug/l | 5.0 | 1.2 |
| Naphthalene | ND | | ug/l | 2.0 | 0.46 |
| Nitrobenzene | ND | | ug/l | 2.0 | 0.77 |
| NDPA/DPA | ND | | ug/l | 2.0 | 0.42 |
| n-Nitrosodi-n-propylamine | ND | | ug/l | 5.0 | 0.64 |
| Bis(2-ethylhexyl)phthalate | ND | | ug/l | 3.0 | 1.5 |
| Butyl benzyl phthalate | ND | | ug/l | 5.0 | 1.2 |
| Di-n-butylphthalate | ND | | ug/l | 5.0 | 0.39 |
| Di-n-octylphthalate | ND | | ug/l | 5.0 | 1.3 |
| Diethyl phthalate | ND | | ug/l | 5.0 | 0.38 |

**Project Name:** NORTH MAIN STREET SITE
**Project Number:** 12814, PHASE 3

**Lab Number:** L2304831
**Report Date:** 03/07/23

# Method Blank Analysis
## Batch Quality Control

Analytical Method: 1,8270E
Analytical Date: 01/31/23 01:58
Analyst: SZ

Extraction Method: EPA 3510C
Extraction Date: 01/30/23 09:38

| Parameter | Result | Qualifier | Units | RL | MDL |
|---|---|---|---|---|---|
| Semivolatile Organics by GC/MS - Westborough Lab for sample(s): 04 Batch: WG1738714-1 | | | | | |
| Dimethyl phthalate | ND | | ug/l | 5.0 | 1.8 |
| Benzo(a)anthracene | ND | | ug/l | 2.0 | 0.32 |
| Benzo(a)pyrene | ND | | ug/l | 2.0 | 0.41 |
| Benzo(b)fluoranthene | ND | | ug/l | 2.0 | 0.35 |
| Benzo(k)fluoranthene | ND | | ug/l | 2.0 | 0.37 |
| Chrysene | ND | | ug/l | 2.0 | 0.34 |
| Acenaphthylene | ND | | ug/l | 2.0 | 0.46 |
| Anthracene | ND | | ug/l | 2.0 | 0.33 |
| Benzo(ghi)perylene | ND | | ug/l | 2.0 | 0.30 |
| Fluorene | ND | | ug/l | 2.0 | 0.41 |
| Phenanthrene | ND | | ug/l | 2.0 | 0.33 |
| Dibenzo(a,h)anthracene | ND | | ug/l | 2.0 | 0.32 |
| Indeno(1,2,3-cd)pyrene | ND | | ug/l | 2.0 | 0.40 |
| Pyrene | ND | | ug/l | 2.0 | 0.28 |
| Biphenyl | ND | | ug/l | 2.0 | 0.46 |
| 4-Chloroaniline | ND | | ug/l | 5.0 | 1.1 |
| 2-Nitroaniline | ND | | ug/l | 5.0 | 0.50 |
| 3-Nitroaniline | ND | | ug/l | 5.0 | 0.81 |
| 4-Nitroaniline | ND | | ug/l | 5.0 | 0.80 |
| Dibenzofuran | ND | | ug/l | 2.0 | 0.50 |
| 2-Methylnaphthalene | ND | | ug/l | 2.0 | 0.45 |
| 1,2,4,5-Tetrachlorobenzene | ND | | ug/l | 10 | 0.44 |
| Acetophenone | ND | | ug/l | 5.0 | 0.53 |
| 2,4,6-Trichlorophenol | ND | | ug/l | 5.0 | 0.61 |
| p-Chloro-m-cresol | ND | | ug/l | 2.0 | 0.35 |
| 2-Chlorophenol | ND | | ug/l | 2.0 | 0.48 |
| 2,4-Dichlorophenol | ND | | ug/l | 5.0 | 0.41 |
| 2,4-Dimethylphenol | ND | | ug/l | 5.0 | 1.8 |
| 2-Nitrophenol | ND | | ug/l | 10 | 0.85 |

**Project Name:** NORTH MAIN STREET SITE
**Project Number:** 12814, PHASE 3

**Lab Number:** L2304831
**Report Date:** 03/07/23

# Method Blank Analysis
## Batch Quality Control

Analytical Method: 1,8270E
Analytical Date: 01/31/23 01:58
Analyst: SZ

Extraction Method: EPA 3510C
Extraction Date: 01/30/23 09:38

| Parameter | Result | Qualifier | Units | RL | MDL |
|---|---|---|---|---|---|
| Semivolatile Organics by GC/MS - Westborough Lab for sample(s): 04 Batch: WG1738714-1 | | | | | |
| 4-Nitrophenol | ND | | ug/l | 10 | 0.67 |
| 2,4-Dinitrophenol | ND | | ug/l | 20 | 6.6 |
| 4,6-Dinitro-o-cresol | ND | | ug/l | 10 | 1.8 |
| Pentachlorophenol | ND | | ug/l | 10 | 1.8 |
| Phenol | ND | | ug/l | 5.0 | 0.57 |
| 2-Methylphenol | ND | | ug/l | 5.0 | 0.49 |
| 3-Methylphenol/4-Methylphenol | ND | | ug/l | 5.0 | 0.48 |
| 2,4,5-Trichlorophenol | ND | | ug/l | 5.0 | 0.77 |
| Benzoic Acid | ND | | ug/l | 50 | 2.6 |
| Benzyl Alcohol | ND | | ug/l | 2.0 | 0.59 |
| Carbazole | ND | | ug/l | 2.0 | 0.49 |

| Tentatively Identified Compounds | | | |
|---|---|---|---|
| Total TIC Compounds | 18.4 | J | ug/l |
| Unknown | 1.67 | J | ug/l |
| Unknown Organic Acid | 9.71 | J | ug/l |
| Unknown Organic Acid | 4.11 | J | ug/l |
| Unknown | 2.87 | J | ug/l |

**Project Name:** NORTH MAIN STREET SITE
**Project Number:** 12814, PHASE 3

**Lab Number:** L2304831
**Report Date:** 03/07/23

# Method Blank Analysis
## Batch Quality Control

Analytical Method: 1,8270E
Analytical Date: 01/31/23 01:58
Analyst: SZ

Extraction Method: EPA 3510C
Extraction Date: 01/30/23 09:38

| Parameter | Result | Qualifier | Units | RL | MDL |
|---|---|---|---|---|---|
| Semivolatile Organics by GC/MS - Westborough Lab for sample(s): 04 Batch: WG1738714-1 | | | | | |

| Surrogate | %Recovery | Qualifier | Acceptance Criteria |
|---|---|---|---|
| 2-Fluorophenol | 53 | | 21-120 |
| Phenol-d6 | 47 | | 10-120 |
| Nitrobenzene-d5 | 74 | | 23-120 |
| 2-Fluorobiphenyl | 58 | | 15-120 |
| 2,4,6-Tribromophenol | 52 | | 10-120 |
| 4-Terphenyl-d14 | 60 | | 41-149 |

**Project Name:** NORTH MAIN STREET SITE
**Project Number:** 12814, PHASE 3

**Lab Number:** L2304831
**Report Date:** 03/07/23

# Method Blank Analysis
## Batch Quality Control

Analytical Method: 1,8270E-SIM
Analytical Date: 01/31/23 13:42
Analyst: DV

Extraction Method: EPA 3510C
Extraction Date: 01/30/23 09:40

| Parameter | Result | Qualifier | Units | RL | MDL |
|---|---|---|---|---|---|
| Semivolatile Organics by GC/MS-SIM - Westborough Lab for sample(s): 04 Batch: WG1738715-1 | | | | | |
| Acenaphthene | ND | | ug/l | 0.10 | 0.01 |
| 2-Chloronaphthalene | ND | | ug/l | 0.20 | 0.02 |
| Fluoranthene | ND | | ug/l | 0.10 | 0.02 |
| Hexachlorobutadiene | ND | | ug/l | 0.50 | 0.05 |
| Naphthalene | 0.05 | J | ug/l | 0.10 | 0.05 |
| Benzo(a)anthracene | ND | | ug/l | 0.10 | 0.02 |
| Benzo(a)pyrene | ND | | ug/l | 0.10 | 0.02 |
| Benzo(b)fluoranthene | ND | | ug/l | 0.10 | 0.01 |
| Benzo(k)fluoranthene | ND | | ug/l | 0.10 | 0.01 |
| Chrysene | ND | | ug/l | 0.10 | 0.01 |
| Acenaphthylene | ND | | ug/l | 0.10 | 0.01 |
| Anthracene | ND | | ug/l | 0.10 | 0.01 |
| Benzo(ghi)perylene | ND | | ug/l | 0.10 | 0.01 |
| Fluorene | ND | | ug/l | 0.10 | 0.01 |
| Phenanthrene | 0.04 | J | ug/l | 0.10 | 0.02 |
| Dibenzo(a,h)anthracene | ND | | ug/l | 0.10 | 0.01 |
| Indeno(1,2,3-cd)pyrene | ND | | ug/l | 0.10 | 0.01 |
| Pyrene | ND | | ug/l | 0.10 | 0.02 |
| 2-Methylnaphthalene | 0.47 | | ug/l | 0.10 | 0.02 |
| Pentachlorophenol | ND | | ug/l | 0.80 | 0.01 |
| Hexachlorobenzene | ND | | ug/l | 0.80 | 0.01 |
| Hexachloroethane | ND | | ug/l | 0.80 | 0.06 |

**Project Name:** NORTH MAIN STREET SITE
**Project Number:** 12814, PHASE 3

**Lab Number:** L2304831
**Report Date:** 03/07/23

# Method Blank Analysis
## Batch Quality Control

Analytical Method: 1,8270E-SIM
Analytical Date: 01/31/23 13:42
Analyst: DV

Extraction Method: EPA 3510C
Extraction Date: 01/30/23 09:40

| Parameter | Result | Qualifier | Units | RL | MDL |
|---|---|---|---|---|---|
| Semivolatile Organics by GC/MS-SIM - Westborough Lab for sample(s): 04 Batch: WG1738715-1 | | | | | |

| Surrogate | %Recovery | Qualifier | Acceptance Criteria |
|---|---|---|---|
| 2-Fluorophenol | 61 | | 21-120 |
| Phenol-d6 | 59 | | 10-120 |
| Nitrobenzene-d5 | **122** | Q | 23-120 |
| 2-Fluorobiphenyl | 76 | | 15-120 |
| 2,4,6-Tribromophenol | 98 | | 10-120 |
| 4-Terphenyl-d14 | 83 | | 41-149 |

**Project Name:** NORTH MAIN STREET SITE
**Project Number:** 12814, PHASE 3

**Lab Number:** L2304831
**Report Date:** 03/07/23

# Method Blank Analysis
## Batch Quality Control

Analytical Method: 1,8270E-SIM
Analytical Date: 02/03/23 20:33
Analyst: TPR

Extraction Method: EPA 3510C
Extraction Date: 01/31/23 07:45

| Parameter | Result | Qualifier | Units | RL | MDL |
|---|---|---|---|---|---|
| 1,4 Dioxane by 8270E-SIM - Mansfield Lab for sample(s): 04 Batch: WG1739000-1 | | | | | |
| 1,4-Dioxane | ND | | ng/l | 150 | 33.9 |

| Surrogate | %Recovery | Qualifier | Acceptance Criteria |
|---|---|---|---|
| 1,4-Dioxane-d8 | 50 | | 15-110 |

**Project Name:** NORTH MAIN STREET SITE
**Project Number:** 12814, PHASE 3

**Lab Number:** L2304831
**Report Date:** 03/07/23

# Method Blank Analysis
## Batch Quality Control

Analytical Method: 1,8270E
Analytical Date: 02/01/23 08:08
Analyst: MG

Extraction Method: EPA 3546
Extraction Date: 02/01/23 00:36

| Parameter | Result | Qualifier | Units | RL | MDL |
|---|---|---|---|---|---|
| Semivolatile Organics by GC/MS - Westborough Lab for sample(s): 01-03 Batch: WG1739403-1 | | | | | |
| Acenaphthene | ND | | ug/kg | 130 | 17. |
| 1,2,4-Trichlorobenzene | ND | | ug/kg | 170 | 19. |
| Hexachlorobenzene | ND | | ug/kg | 100 | 19. |
| Bis(2-chloroethyl)ether | ND | | ug/kg | 150 | 22. |
| 2-Chloronaphthalene | ND | | ug/kg | 170 | 16. |
| 1,2-Dichlorobenzene | ND | | ug/kg | 170 | 30. |
| 1,3-Dichlorobenzene | ND | | ug/kg | 170 | 29. |
| 1,4-Dichlorobenzene | ND | | ug/kg | 170 | 29. |
| 3,3'-Dichlorobenzidine | ND | | ug/kg | 170 | 44. |
| 2,4-Dinitrotoluene | ND | | ug/kg | 170 | 33. |
| 2,6-Dinitrotoluene | ND | | ug/kg | 170 | 28. |
| Fluoranthene | ND | | ug/kg | 100 | 19. |
| 4-Chlorophenyl phenyl ether | ND | | ug/kg | 170 | 18. |
| 4-Bromophenyl phenyl ether | ND | | ug/kg | 170 | 25. |
| Bis(2-chloroisopropyl)ether | ND | | ug/kg | 200 | 28. |
| Bis(2-chloroethoxy)methane | ND | | ug/kg | 180 | 17. |
| Hexachlorobutadiene | ND | | ug/kg | 170 | 24. |
| Hexachlorocyclopentadiene | ND | | ug/kg | 480 | 150 |
| Hexachloroethane | ND | | ug/kg | 130 | 27. |
| Isophorone | ND | | ug/kg | 150 | 22. |
| Naphthalene | ND | | ug/kg | 170 | 20. |
| Nitrobenzene | ND | | ug/kg | 150 | 25. |
| NDPA/DPA | ND | | ug/kg | 130 | 19. |
| n-Nitrosodi-n-propylamine | ND | | ug/kg | 170 | 26. |
| Bis(2-ethylhexyl)phthalate | ND | | ug/kg | 170 | 58. |
| Butyl benzyl phthalate | ND | | ug/kg | 170 | 42. |
| Di-n-butylphthalate | ND | | ug/kg | 170 | 32. |
| Di-n-octylphthalate | ND | | ug/kg | 170 | 56. |
| Diethyl phthalate | ND | | ug/kg | 170 | 15. |

**Project Name:** NORTH MAIN STREET SITE
**Project Number:** 12814, PHASE 3

**Lab Number:** L2304831
**Report Date:** 03/07/23

# Method Blank Analysis
## Batch Quality Control

Analytical Method: 1,8270E
Analytical Date: 02/01/23 08:08
Analyst: MG

Extraction Method: EPA 3546
Extraction Date: 02/01/23 00:36

| Parameter | Result | Qualifier | Units | RL | MDL |
|---|---|---|---|---|---|
| Semivolatile Organics by GC/MS - Westborough Lab for sample(s): 01-03 Batch: WG1739403-1 | | | | | |
| Dimethyl phthalate | ND | | ug/kg | 170 | 35. |
| Benzo(a)anthracene | ND | | ug/kg | 100 | 19. |
| Benzo(a)pyrene | ND | | ug/kg | 130 | 41. |
| Benzo(b)fluoranthene | ND | | ug/kg | 100 | 28. |
| Benzo(k)fluoranthene | ND | | ug/kg | 100 | 27. |
| Chrysene | ND | | ug/kg | 100 | 17. |
| Acenaphthylene | ND | | ug/kg | 130 | 26. |
| Anthracene | ND | | ug/kg | 100 | 32. |
| Benzo(ghi)perylene | ND | | ug/kg | 130 | 20. |
| Fluorene | ND | | ug/kg | 170 | 16. |
| Phenanthrene | ND | | ug/kg | 100 | 20. |
| Dibenzo(a,h)anthracene | ND | | ug/kg | 100 | 19. |
| Indeno(1,2,3-cd)pyrene | ND | | ug/kg | 130 | 23. |
| Pyrene | ND | | ug/kg | 100 | 16. |
| Biphenyl | ND | | ug/kg | 380 | 22. |
| 4-Chloroaniline | ND | | ug/kg | 170 | 30. |
| 2-Nitroaniline | ND | | ug/kg | 170 | 32. |
| 3-Nitroaniline | ND | | ug/kg | 170 | 31. |
| 4-Nitroaniline | ND | | ug/kg | 170 | 69. |
| Dibenzofuran | ND | | ug/kg | 170 | 16. |
| 2-Methylnaphthalene | ND | | ug/kg | 200 | 20. |
| 1,2,4,5-Tetrachlorobenzene | ND | | ug/kg | 170 | 17. |
| Acetophenone | ND | | ug/kg | 170 | 21. |
| 2,4,6-Trichlorophenol | ND | | ug/kg | 100 | 32. |
| p-Chloro-m-cresol | ND | | ug/kg | 170 | 25. |
| 2-Chlorophenol | ND | | ug/kg | 170 | 20. |
| 2,4-Dichlorophenol | ND | | ug/kg | 150 | 27. |
| 2,4-Dimethylphenol | ND | | ug/kg | 170 | 55. |
| 2-Nitrophenol | ND | | ug/kg | 360 | 62. |

**Project Name:** NORTH MAIN STREET SITE
**Project Number:** 12814, PHASE 3

**Lab Number:** L2304831
**Report Date:** 03/07/23

# Method Blank Analysis
## Batch Quality Control

Analytical Method: 1,8270E
Analytical Date: 02/01/23 08:08
Analyst: MG

Extraction Method: EPA 3546
Extraction Date: 02/01/23 00:36

| Parameter | Result | Qualifier | Units | RL | MDL |
|---|---|---|---|---|---|
| Semivolatile Organics by GC/MS - Westborough Lab for sample(s): 01-03 Batch: WG1739403-1 | | | | | |
| 4-Nitrophenol | ND | | ug/kg | 230 | 68. |
| 2,4-Dinitrophenol | ND | | ug/kg | 800 | 78. |
| 4,6-Dinitro-o-cresol | ND | | ug/kg | 430 | 80. |
| Pentachlorophenol | ND | | ug/kg | 130 | 37. |
| Phenol | ND | | ug/kg | 170 | 25. |
| 2-Methylphenol | ND | | ug/kg | 170 | 26. |
| 3-Methylphenol/4-Methylphenol | ND | | ug/kg | 240 | 26. |
| 2,4,5-Trichlorophenol | ND | | ug/kg | 170 | 32. |
| Benzoic Acid | ND | | ug/kg | 540 | 170 |
| Benzyl Alcohol | ND | | ug/kg | 170 | 51. |
| Carbazole | ND | | ug/kg | 170 | 16. |
| 1,4-Dioxane | ND | | ug/kg | 25 | 7.6 |

Tentatively Identified Compounds

| | | |
|---|---|---|
| No Tentatively Identified Compounds | ND | ug/kg |

| Surrogate | %Recovery | Qualifier | Acceptance Criteria |
|---|---|---|---|
| 2-Fluorophenol | 88 | | 25-120 |
| Phenol-d6 | 84 | | 10-120 |
| Nitrobenzene-d5 | 85 | | 23-120 |
| 2-Fluorobiphenyl | 69 | | 30-120 |
| 2,4,6-Tribromophenol | 64 | | 10-136 |
| 4-Terphenyl-d14 | 72 | | 18-120 |

**Project Name:** NORTH MAIN STREET SITE
**Project Number:** 12814, PHASE 3

**Lab Number:** L2304831
**Report Date:** 03/07/23

# Method Blank Analysis
## Batch Quality Control

Analytical Method: 144,1633
Analytical Date: 02/22/23 14:11
Analyst: PNB

Extraction Method: EPA 1633
Extraction Date: 02/21/23 06:52
Cleanup Method: EPA 1633
Cleanup Date: 02/22/23

| Parameter | Result | Qualifier | Units | RL | MDL |
|---|---|---|---|---|---|
| Perfluorinated Alkyl Acids by EPA 1633 - Mansfield Lab for sample(s): 03 Batch: WG1746418-1 | | | | | |
| Perfluorobutanoic Acid (PFBA) | ND | | ng/g | 0.800 | 0.050 |
| Perfluoropentanoic Acid (PFPeA) | ND | | ng/g | 0.400 | 0.056 |
| Perfluorobutanesulfonic Acid (PFBS) | ND | | ng/g | 0.200 | 0.043 |
| Perfluorohexanoic Acid (PFHxA) | ND | | ng/g | 0.200 | 0.046 |
| Perfluoroheptanoic Acid (PFHpA) | ND | | ng/g | 0.200 | 0.023 |
| Perfluorohexanesulfonic Acid (PFHxS) | ND | | ng/g | 0.200 | 0.059 |
| Perfluorooctanoic Acid (PFOA) | ND | | ng/g | 0.200 | 0.052 |
| 1H,1H,2H,2H-Perfluorooctanesulfonic Acid (6:2FTS) | ND | | ng/g | 0.800 | 0.280 |
| Perfluoroheptanesulfonic Acid (PFHpS) | ND | | ng/g | 0.200 | 0.037 |
| Perfluorononanoic Acid (PFNA) | ND | | ng/g | 0.200 | 0.078 |
| Perfluorooctanesulfonic Acid (PFOS) | ND | | ng/g | 0.200 | 0.079 |
| Perfluorodecanoic Acid (PFDA) | ND | | ng/g | 0.200 | 0.075 |
| 1H,1H,2H,2H-Perfluorodecanesulfonic Acid (8:2FTS) | ND | | ng/g | 0.800 | 0.387 |
| N-Methyl Perfluorooctanesulfonamidoacetic Acid (NMeFOSAA) | ND | | ng/g | 0.200 | 0.100 |
| Perfluoroundecanoic Acid (PFUnA) | ND | | ng/g | 0.200 | 0.051 |
| Perfluorodecanesulfonic Acid (PFDS) | ND | | ng/g | 0.200 | 0.032 |
| Perfluorooctanesulfonamide (PFOSA) | ND | | ng/g | 0.200 | 0.043 |
| N-Ethyl Perfluorooctanesulfonamidoacetic Acid (NEtFOSAA) | ND | | ng/g | 0.200 | 0.082 |
| Perfluorododecanoic Acid (PFDoA) | ND | | ng/g | 0.200 | 0.041 |
| Perfluorotridecanoic Acid (PFTrDA) | ND | | ng/g | 0.200 | 0.053 |
| Perfluorotetradecanoic Acid (PFTeDA) | ND | | ng/g | 0.200 | 0.106 |
| PFOA/PFOS, Total | ND | | ng/g | 0.200 | 0.052 |

**Project Name:** NORTH MAIN STREET SITE
**Project Number:** 12814, PHASE 3

**Lab Number:** L2304831
**Report Date:** 03/07/23

# Method Blank Analysis
## Batch Quality Control

Analytical Method: 144,1633
Analytical Date: 02/22/23 14:11
Analyst: PNB

Extraction Method: EPA 1633
Extraction Date: 02/21/23 06:52
Cleanup Method: EPA 1633
Cleanup Date: 02/22/23

| Parameter | Result | Qualifier | Units | RL | MDL |
|---|---|---|---|---|---|
| Perfluorinated Alkyl Acids by EPA 1633 - Mansfield Lab for sample(s): 03 Batch: WG1746418-1 | | | | | |

| Surrogate | %Recovery | Qualifier | Acceptance Criteria |
|---|---|---|---|
| Perfluoro-n-[13C4]Butanoic Acid (13C4-PFBA) | 84 | | 20-150 |
| Perfluoro-n-[13C5]Pentanoic Acid (13C5-PFPeA) | 82 | | 20-150 |
| Perfluoro-1-[2,3,4-13C3]Butanesulfonic Acid (13C3-PFBS) | 86 | | 20-150 |
| Perfluoro-n-[1,2,3,4,6-13C5]Hexanoic Acid (13C5-PFHxA) | 85 | | 20-150 |
| Perfluoro-n-[1,2,3,4-13C4]Heptanoic Acid (13C4-PFHpA) | 87 | | 20-150 |
| Perfluoro-1-[1,2,3-13C3]Hexanesulfonic Acid (13C3-PFHxS) | 85 | | 20-150 |
| Perfluoro-n-[13C8]Octanoic Acid (13C8-PFOA) | 79 | | 20-150 |
| 1H,1H,2H,2H-Perfluoro-1-[1,2-13C2]Octanesulfonic Acid (13C2-6:2FTS) | 84 | | 20-150 |
| Perfluoro-n-[13C9]Nonanoic Acid (13C9-PFNA) | 80 | | 20-150 |
| Perfluoro-1-[13C8]Octanesulfonic Acid (13C8-PFOS) | 83 | | 20-150 |
| Perfluoro-n-[1,2,3,4,5,6-13C6]Decanoic Acid (13C6-PFDA) | 85 | | 20-150 |
| 1H,1H,2H,2H-Perfluoro-1-[1,2-13C2]Decanesulfonic Acid (13C2-8:2FTS) | 100 | | 20-150 |
| N-Methyl-d3-perfluoro-1-octanesulfonamidoacetic Acid (D3-NMeFOSAA) | 109 | | 20-150 |
| Perfluoro-n-[1,2,3,4,5,6,7-13C7]Undecanoic Acid (13C7-PFUnA) | 94 | | 20-150 |
| Perfluoro-1-[13C8]Octanesulfonamide (13C8-PFOSA) | 64 | | 20-150 |
| N-Ethyl-d5-perfluoro-1-octanesulfonamidoacetic Acid (D5-NEtFOSAA) | 80 | | 20-150 |
| Perfluoro-n-[1,2-13C2]Dodecanoic Acid (13C2-PFDoA) | 77 | | 20-150 |
| Perfluoro-n-[1,2-13C2]Tetradecanoic Acid (13C2-PFTeDA) | 66 | | 20-150 |

**Project Name:** NORTH MAIN STREET SITE
**Project Number:** 12814, PHASE 3

**Lab Number:** L2304831
**Report Date:** 03/07/23

# Method Blank Analysis
## Batch Quality Control

Analytical Method: 144,1633
Analytical Date: 03/03/23 00:52
Analyst: LMV

Extraction Method: EPA 1633
Extraction Date: 03/01/23 17:23

| Parameter | Result | Qualifier | Units | RL | MDL |
|---|---|---|---|---|---|
| Perfluorinated Alkyl Acids by EPA 1633 - Mansfield Lab for sample(s): 04 Batch: WG1750044-1 | | | | | |
| Perfluorobutanoic Acid (PFBA) | ND | | ng/l | 6.40 | 1.02 |
| Perfluoropentanoic Acid (PFPeA) | ND | | ng/l | 3.20 | 0.856 |
| Perfluorobutanesulfonic Acid (PFBS) | ND | | ng/l | 1.60 | 0.536 |
| Perfluorohexanoic Acid (PFHxA) | ND | | ng/l | 1.60 | 0.472 |
| Perfluoroheptanoic Acid (PFHpA) | ND | | ng/l | 1.60 | 0.320 |
| Perfluorohexanesulfonic Acid (PFHxS) | ND | | ng/l | 1.60 | 0.384 |
| Perfluorooctanoic Acid (PFOA) | ND | | ng/l | 1.60 | 0.696 |
| 1H,1H,2H,2H-Perfluorooctanesulfonic Acid (6:2FTS) | ND | | ng/l | 6.40 | 2.16 |
| Perfluoroheptanesulfonic Acid (PFHpS) | ND | | ng/l | 1.60 | 0.432 |
| Perfluorononanoic Acid (PFNA) | ND | | ng/l | 1.60 | 0.504 |
| Perfluorooctanesulfonic Acid (PFOS) | ND | | ng/l | 1.60 | 0.728 |
| Perfluorodecanoic Acid (PFDA) | ND | | ng/l | 1.60 | 0.648 |
| 1H,1H,2H,2H-Perfluorodecanesulfonic Acid (8:2FTS) | ND | | ng/l | 6.40 | 2.49 |
| N-Methyl Perfluorooctanesulfonamidoacetic Acid (NMeFOSAA) | ND | | ng/l | 1.60 | 0.872 |
| Perfluoroundecanoic Acid (PFUnA) | ND | | ng/l | 1.60 | 0.696 |
| Perfluorodecanesulfonic Acid (PFDS) | ND | | ng/l | 1.60 | 0.368 |
| Perfluorooctanesulfonamide (PFOSA) | ND | | ng/l | 1.60 | 0.432 |
| N-Ethyl Perfluorooctanesulfonamidoacetic Acid (NEtFOSAA) | ND | | ng/l | 1.60 | 0.864 |
| Perfluorododecanoic Acid (PFDoA) | ND | | ng/l | 1.60 | 0.736 |
| Perfluorotridecanoic Acid (PFTrDA) | ND | | ng/l | 1.60 | 0.600 |
| Perfluorotetradecanoic Acid (PFTeDA) | ND | | ng/l | 1.60 | 0.424 |
| PFOA/PFOS, Total | ND | | ng/l | 1.60 | 0.696 |

**Project Name:** NORTH MAIN STREET SITE
**Project Number:** 12814, PHASE 3

**Lab Number:** L2304831
**Report Date:** 03/07/23

# Method Blank Analysis
## Batch Quality Control

Analytical Method: 144,1633
Analytical Date: 03/03/23 00:52
Analyst: LMV

Extraction Method: EPA 1633
Extraction Date: 03/01/23 17:23

| Parameter | Result | Qualifier | Units | RL | MDL |
|---|---|---|---|---|---|
| Perfluorinated Alkyl Acids by EPA 1633 - Mansfield Lab for sample(s): 04 Batch: WG1750044-1 | | | | | |

| Surrogate | %Recovery | Qualifier | Acceptance Criteria |
|---|---|---|---|
| Perfluoro-n-[13C4]Butanoic Acid (13C4-PFBA) | 82 | | 20-150 |
| Perfluoro-n-[13C5]Pentanoic Acid (13C5-PFPeA) | 87 | | 20-150 |
| Perfluoro-1-[2,3,4-13C3]Butanesulfonic Acid (13C3-PFBS) | 83 | | 20-150 |
| Perfluoro-n-[1,2,3,4,6-13C5]Hexanoic Acid (13C5-PFHxA) | 82 | | 20-150 |
| Perfluoro-n-[1,2,3,4-13C4]Heptanoic Acid (13C4-PFHpA) | 80 | | 20-150 |
| Perfluoro-1-[1,2,3-13C3]Hexanesulfonic Acid (13C3-PFHxS) | 81 | | 20-150 |
| Perfluoro-n-[13C8]Octanoic Acid (13C8-PFOA) | 74 | | 20-150 |
| 1H,1H,2H,2H-Perfluoro-1-[1,2-13C2]Octanesulfonic Acid (13C2-6:2FTS) | 87 | | 20-150 |
| Perfluoro-n-[13C9]Nonanoic Acid (13C9-PFNA) | 85 | | 20-150 |
| Perfluoro-1-[13C8]Octanesulfonic Acid (13C8-PFOS) | 73 | | 20-150 |
| Perfluoro-n-[1,2,3,4,5,6-13C6]Decanoic Acid (13C6-PFDA) | 86 | | 20-150 |
| 1H,1H,2H,2H-Perfluoro-1-[1,2-13C2]Decanesulfonic Acid (13C2-8:2FTS) | 76 | | 20-150 |
| N-Methyl-d3-perfluoro-1-octanesulfonamidoacetic Acid (D3-NMeFOSAA) | 131 | | 20-150 |
| Perfluoro-n-[1,2,3,4,5,6,7-13C7]Undecanoic Acid (13C7-PFUnA) | 86 | | 20-150 |
| Perfluoro-1-[13C8]Octanesulfonamide (13C8-PFOSA) | 60 | | 20-150 |
| N-Ethyl-d5-perfluoro-1-octanesulfonamidoacetic Acid (D5-NEtFOSAA) | 73 | | 20-150 |
| Perfluoro-n-[1,2-13C2]Dodecanoic Acid (13C2-PFDoA) | 74 | | 20-150 |
| Perfluoro-n-[1,2-13C2]Tetradecanoic Acid (13C2-PFTeDA) | 76 | | 20-150 |

# Lab Control Sample Analysis
## Batch Quality Control

**Project Name:** NORTH MAIN STREET SITE
**Project Number:** 12814, PHASE 3

**Lab Number:** L2304831
**Report Date:** 03/07/23

| Parameter | LCS %Recovery | Qual | LCSD %Recovery | Qual | %Recovery Limits | RPD | Qual | RPD Limits |
|---|---|---|---|---|---|---|---|---|
| Semivolatile Organics by GC/MS - Westborough Lab Associated sample(s): 04 Batch: WG1738714-2 WG1738714-3 | | | | | | | | |
| Acenaphthene | 59 | | 56 | | 37-111 | 5 | | 30 |
| 1,2,4-Trichlorobenzene | 52 | | 44 | | 39-98 | 17 | | 30 |
| Hexachlorobenzene | 58 | | 57 | | 40-140 | 2 | | 30 |
| Bis(2-chloroethyl)ether | 62 | | 52 | | 40-140 | 18 | | 30 |
| 2-Chloronaphthalene | 54 | | 50 | | 40-140 | 8 | | 30 |
| 1,2-Dichlorobenzene | 55 | | 48 | | 40-140 | 14 | | 30 |
| 1,3-Dichlorobenzene | 54 | | 47 | | 40-140 | 14 | | 30 |
| 1,4-Dichlorobenzene | 54 | | 47 | | 36-97 | 14 | | 30 |
| 3,3'-Dichlorobenzidine | 54 | | 54 | | 40-140 | 0 | | 30 |
| 2,4-Dinitrotoluene | 82 | | 78 | | 48-143 | 5 | | 30 |
| 2,6-Dinitrotoluene | 68 | | 66 | | 40-140 | 3 | | 30 |
| Fluoranthene | 54 | | 52 | | 40-140 | 4 | | 30 |
| 4-Chlorophenyl phenyl ether | 59 | | 51 | | 40-140 | 15 | | 30 |
| 4-Bromophenyl phenyl ether | 61 | | 54 | | 40-140 | 12 | | 30 |
| Bis(2-chloroisopropyl)ether | 63 | | 56 | | 40-140 | 12 | | 30 |
| Bis(2-chloroethoxy)methane | 62 | | 56 | | 40-140 | 10 | | 30 |
| Hexachlorobutadiene | 44 | | 41 | | 40-140 | 7 | | 30 |
| Hexachlorocyclopentadiene | 50 | | 47 | | 40-140 | 6 | | 30 |
| Hexachloroethane | 53 | | 46 | | 40-140 | 14 | | 30 |
| Isophorone | 58 | | 53 | | 40-140 | 9 | | 30 |
| Naphthalene | 56 | | 52 | | 40-140 | 7 | | 30 |
| Nitrobenzene | 66 | | 58 | | 40-140 | 13 | | 30 |
| NDPA/DPA | 60 | | 56 | | 40-140 | 7 | | 30 |

# Lab Control Sample Analysis
## Batch Quality Control

**Project Name:** NORTH MAIN STREET SITE
**Project Number:** 12814, PHASE 3

**Lab Number:** L2304831
**Report Date:** 03/07/23

| Parameter | LCS %Recovery | Qual | LCSD %Recovery | Qual | %Recovery Limits | RPD | Qual | RPD Limits |
|---|---|---|---|---|---|---|---|---|
| Semivolatile Organics by GC/MS - Westborough Lab Associated sample(s): 04 Batch: WG1738714-2 WG1738714-3 | | | | | | | | |
| n-Nitrosodi-n-propylamine | 60 | | 55 | | 29-132 | 9 | | 30 |
| Bis(2-ethylhexyl)phthalate | 82 | | 79 | | 40-140 | 4 | | 30 |
| Butyl benzyl phthalate | 64 | | 61 | | 40-140 | 5 | | 30 |
| Di-n-butylphthalate | 62 | | 60 | | 40-140 | 3 | | 30 |
| Di-n-octylphthalate | 74 | | 70 | | 40-140 | 6 | | 30 |
| Diethyl phthalate | 64 | | 60 | | 40-140 | 6 | | 30 |
| Dimethyl phthalate | 58 | | 54 | | 40-140 | 7 | | 30 |
| Benzo(a)anthracene | 64 | | 66 | | 40-140 | 3 | | 30 |
| Benzo(a)pyrene | 61 | | 59 | | 40-140 | 3 | | 30 |
| Benzo(b)fluoranthene | 64 | | 60 | | 40-140 | 6 | | 30 |
| Benzo(k)fluoranthene | 58 | | 56 | | 40-140 | 4 | | 30 |
| Chrysene | 64 | | 60 | | 40-140 | 6 | | 30 |
| Acenaphthylene | 57 | | 54 | | 45-123 | 5 | | 30 |
| Anthracene | 60 | | 57 | | 40-140 | 5 | | 30 |
| Benzo(ghi)perylene | 57 | | 52 | | 40-140 | 9 | | 30 |
| Fluorene | 60 | | 57 | | 40-140 | 5 | | 30 |
| Phenanthrene | 58 | | 56 | | 40-140 | 4 | | 30 |
| Dibenzo(a,h)anthracene | 57 | | 52 | | 40-140 | 9 | | 30 |
| Indeno(1,2,3-cd)pyrene | 58 | | 56 | | 40-140 | 4 | | 30 |
| Pyrene | 54 | | 52 | | 26-127 | 4 | | 30 |
| Biphenyl | 54 | | 51 | | 40-140 | 6 | | 30 |
| 4-Chloroaniline | 50 | | 44 | | 40-140 | 13 | | 30 |
| 2-Nitroaniline | 71 | | 68 | | 52-143 | 4 | | 30 |

# Lab Control Sample Analysis
## Batch Quality Control

**Project Name:** NORTH MAIN STREET SITE
**Project Number:** 12814, PHASE 3

**Lab Number:** L2304831
**Report Date:** 03/07/23

| Parameter | LCS %Recovery | Qual | LCSD %Recovery | Qual | %Recovery Limits | RPD | Qual | RPD Limits |
|---|---|---|---|---|---|---|---|---|
| Semivolatile Organics by GC/MS - Westborough Lab Associated sample(s): 04 Batch: WG1738714-2 WG1738714-3 | | | | | | | | |
| 3-Nitroaniline | 69 | | 69 | | 25-145 | 0 | | 30 |
| 4-Nitroaniline | 74 | | 70 | | 51-143 | 6 | | 30 |
| Dibenzofuran | 61 | | 57 | | 40-140 | 7 | | 30 |
| 2-Methylnaphthalene | 55 | | 53 | | 40-140 | 4 | | 30 |
| 1,2,4,5-Tetrachlorobenzene | 51 | | 46 | | 2-134 | 10 | | 30 |
| Acetophenone | 60 | | 52 | | 39-129 | 14 | | 30 |
| 2,4,6-Trichlorophenol | 54 | | 53 | | 30-130 | 2 | | 30 |
| p-Chloro-m-cresol | 57 | | 55 | | 23-97 | 4 | | 30 |
| 2-Chlorophenol | 64 | | 54 | | 27-123 | 17 | | 30 |
| 2,4-Dichlorophenol | 61 | | 55 | | 30-130 | 10 | | 30 |
| 2,4-Dimethylphenol | 47 | | 39 | | 30-130 | 19 | | 30 |
| 2-Nitrophenol | 78 | | 72 | | 30-130 | 8 | | 30 |
| 4-Nitrophenol | 71 | | 70 | | 10-80 | 1 | | 30 |
| 2,4-Dinitrophenol | 77 | | 85 | | 20-130 | 10 | | 30 |
| 4,6-Dinitro-o-cresol | 94 | | 86 | | 20-164 | 9 | | 30 |
| Pentachlorophenol | 49 | | 45 | | 9-103 | 9 | | 30 |
| Phenol | 49 | | 44 | | 12-110 | 11 | | 30 |
| 2-Methylphenol | 58 | | 52 | | 30-130 | 11 | | 30 |
| 3-Methylphenol/4-Methylphenol | 62 | | 58 | | 30-130 | 7 | | 30 |
| 2,4,5-Trichlorophenol | 54 | | 50 | | 30-130 | 8 | | 30 |
| Benzoic Acid | 38 | | 40 | | 10-164 | 5 | | 30 |
| Benzyl Alcohol | 60 | | 53 | | 26-116 | 12 | | 30 |
| Carbazole | 59 | | 55 | | 55-144 | 7 | | 30 |

# Lab Control Sample Analysis
## Batch Quality Control

**Project Name:** NORTH MAIN STREET SITE
**Project Number:** 12814, PHASE 3

**Lab Number:** L2304831
**Report Date:** 03/07/23

| Parameter | LCS %Recovery | Qual | LCSD %Recovery | Qual | %Recovery Limits | RPD | Qual | RPD Limits |
|---|---|---|---|---|---|---|---|---|
| Semivolatile Organics by GC/MS - Westborough Lab Associated sample(s): 04 Batch: WG1738714-2 WG1738714-3 | | | | | | | | |

| Surrogate | LCS %Recovery | Qual | LCSD %Recovery | Qual | Acceptance Criteria |
|---|---|---|---|---|---|
| 2-Fluorophenol | 56 | | 49 | | 21-120 |
| Phenol-d6 | 53 | | 47 | | 10-120 |
| Nitrobenzene-d5 | 71 | | 62 | | 23-120 |
| 2-Fluorobiphenyl | 52 | | 52 | | 15-120 |
| 2,4,6-Tribromophenol | 63 | | 60 | | 10-120 |
| 4-Terphenyl-d14 | 53 | | 49 | | 41-149 |

# Lab Control Sample Analysis
## Batch Quality Control

**Project Name:** NORTH MAIN STREET SITE
**Project Number:** 12814, PHASE 3

**Lab Number:** L2304831
**Report Date:** 03/07/23

| Parameter | LCS %Recovery | Qual | LCSD %Recovery | Qual | %Recovery Limits | RPD | Qual | RPD Limits |
|---|---|---|---|---|---|---|---|---|
| Semivolatile Organics by GC/MS-SIM - Westborough Lab Associated sample(s): 04 Batch: WG1738715-2 WG1738715-3 | | | | | | | | |
| Acenaphthene | 61 | | 71 | | 40-140 | 15 | | 40 |
| 2-Chloronaphthalene | 60 | | 68 | | 40-140 | 13 | | 40 |
| Fluoranthene | 65 | | 77 | | 40-140 | 17 | | 40 |
| Hexachlorobutadiene | 57 | | 68 | | 40-140 | 18 | | 40 |
| Naphthalene | 60 | | 70 | | 40-140 | 15 | | 40 |
| Benzo(a)anthracene | 69 | | 82 | | 40-140 | 17 | | 40 |
| Benzo(a)pyrene | 70 | | 82 | | 40-140 | 16 | | 40 |
| Benzo(b)fluoranthene | 66 | | 79 | | 40-140 | 18 | | 40 |
| Benzo(k)fluoranthene | 71 | | 78 | | 40-140 | 9 | | 40 |
| Chrysene | 71 | | 79 | | 40-140 | 11 | | 40 |
| Acenaphthylene | 65 | | 73 | | 40-140 | 12 | | 40 |
| Anthracene | 67 | | 76 | | 40-140 | 13 | | 40 |
| Benzo(ghi)perylene | 72 | | 87 | | 40-140 | 19 | | 40 |
| Fluorene | 64 | | 73 | | 40-140 | 13 | | 40 |
| Phenanthrene | 67 | | 77 | | 40-140 | 14 | | 40 |
| Dibenzo(a,h)anthracene | 76 | | 89 | | 40-140 | 16 | | 40 |
| Indeno(1,2,3-cd)pyrene | 78 | | 97 | | 40-140 | 22 | | 40 |
| Pyrene | 65 | | 78 | | 40-140 | 18 | | 40 |
| 2-Methylnaphthalene | 72 | | 89 | | 40-140 | 21 | | 40 |
| Pentachlorophenol | 94 | | 118 | | 40-140 | 23 | | 40 |
| Hexachlorobenzene | 73 | | 87 | | 40-140 | 18 | | 40 |
| Hexachloroethane | 61 | | 70 | | 40-140 | 14 | | 40 |

# Lab Control Sample Analysis

## Batch Quality Control

**Project Name:** NORTH MAIN STREET SITE

**Project Number:** 12814, PHASE 3

**Lab Number:** L2304831

**Report Date:** 03/07/23

| Parameter | LCS %Recovery | Qual | LCSD %Recovery | Qual | %Recovery Limits | RPD | Qual | RPD Limits |
|---|---|---|---|---|---|---|---|---|
| Semivolatile Organics by GC/MS-SIM - Westborough Lab Associated sample(s): 04 Batch: WG1738715-2 WG1738715-3 | | | | | | | | |

| Surrogate | LCS %Recovery | Qual | LCSD %Recovery | Qual | Acceptance Criteria |
|---|---|---|---|---|---|
| 2-Fluorophenol | 53 | | 56 | | 21-120 |
| Phenol-d6 | 50 | | 51 | | 10-120 |
| Nitrobenzene-d5 | 100 | | 108 | | 23-120 |
| 2-Fluorobiphenyl | 61 | | 68 | | 15-120 |
| 2,4,6-Tribromophenol | 80 | | 85 | | 10-120 |
| 4-Terphenyl-d14 | 64 | | 75 | | 41-149 |

# Lab Control Sample Analysis

## Batch Quality Control

**Project Name:** NORTH MAIN STREET SITE

**Project Number:** 12814, PHASE 3

**Lab Number:** L2304831

**Report Date:** 03/07/23

| Parameter | LCS %Recovery | Qual | LCSD %Recovery | Qual | %Recovery Limits | RPD | Qual | RPD Limits |
|---|---|---|---|---|---|---|---|---|
| 1,4 Dioxane by 8270E-SIM - Mansfield Lab Associated sample(s): 04 Batch: WG1739000-2 WG1739000-3 | | | | | | | | |
| 1,4-Dioxane | 116 | | 114 | | 40-140 | 2 | | 30 |

| Surrogate | LCS %Recovery | Qual | LCSD %Recovery | Qual | Acceptance Criteria |
|---|---|---|---|---|---|
| 1,4-Dioxane-d8 | 54 | | 54 | | 15-110 |

# Lab Control Sample Analysis
## Batch Quality Control

**Project Name:** NORTH MAIN STREET SITE
**Project Number:** 12814, PHASE 3

**Lab Number:** L2304831
**Report Date:** 03/07/23

| Parameter | LCS %Recovery | Qual | LCSD %Recovery | Qual | %Recovery Limits | RPD | Qual | RPD Limits |
|---|---|---|---|---|---|---|---|---|
| Semivolatile Organics by GC/MS - Westborough Lab Associated sample(s): 01-03 Batch: WG1739403-2 WG1739403-3 | | | | | | | | |
| Acenaphthene | 59 | | 72 | | 31-137 | 20 | | 50 |
| 1,2,4-Trichlorobenzene | 55 | | 70 | | 38-107 | 24 | | 50 |
| Hexachlorobenzene | 51 | | 62 | | 40-140 | 19 | | 50 |
| Bis(2-chloroethyl)ether | 64 | | 80 | | 40-140 | 22 | | 50 |
| 2-Chloronaphthalene | 56 | | 70 | | 40-140 | 22 | | 50 |
| 1,2-Dichlorobenzene | 60 | | 75 | | 40-140 | 22 | | 50 |
| 1,3-Dichlorobenzene | 59 | | 75 | | 40-140 | 24 | | 50 |
| 1,4-Dichlorobenzene | 59 | | 75 | | 28-104 | 24 | | 50 |
| 3,3'-Dichlorobenzidine | **37** | Q | 43 | | 40-140 | 15 | | 50 |
| 2,4-Dinitrotoluene | 68 | | 85 | | 40-132 | 22 | | 50 |
| 2,6-Dinitrotoluene | 59 | | 74 | | 40-140 | 23 | | 50 |
| Fluoranthene | 58 | | 71 | | 40-140 | 20 | | 50 |
| 4-Chlorophenyl phenyl ether | 58 | | 70 | | 40-140 | 19 | | 50 |
| 4-Bromophenyl phenyl ether | 54 | | 67 | | 40-140 | 21 | | 50 |
| Bis(2-chloroisopropyl)ether | 70 | | 88 | | 40-140 | 23 | | 50 |
| Bis(2-chloroethoxy)methane | 64 | | 79 | | 40-117 | 21 | | 50 |
| Hexachlorobutadiene | 52 | | 67 | | 40-140 | 25 | | 50 |
| Hexachlorocyclopentadiene | 60 | | 78 | | 40-140 | 26 | | 50 |
| Hexachloroethane | 60 | | 76 | | 40-140 | 24 | | 50 |
| Isophorone | 62 | | 77 | | 40-140 | 22 | | 50 |
| Naphthalene | 60 | | 76 | | 40-140 | 24 | | 50 |
| Nitrobenzene | 70 | | 86 | | 40-140 | 21 | | 50 |
| NDPA/DPA | 60 | | 73 | | 36-157 | 20 | | 50 |

# Lab Control Sample Analysis
## Batch Quality Control

**Project Name:** NORTH MAIN STREET SITE
**Project Number:** 12814, PHASE 3

**Lab Number:** L2304831
**Report Date:** 03/07/23

| Parameter | LCS %Recovery | Qual | LCSD %Recovery | Qual | %Recovery Limits | RPD | Qual | RPD Limits |
|---|---|---|---|---|---|---|---|---|
| Semivolatile Organics by GC/MS - Westborough Lab Associated sample(s): 01-03 Batch: WG1739403-2 WG1739403-3 | | | | | | | | |
| n-Nitrosodi-n-propylamine | 64 | | 81 | | 32-121 | 23 | | 50 |
| Bis(2-ethylhexyl)phthalate | 70 | | 90 | | 40-140 | 25 | | 50 |
| Butyl benzyl phthalate | 69 | | 85 | | 40-140 | 21 | | 50 |
| Di-n-butylphthalate | 65 | | 80 | | 40-140 | 21 | | 50 |
| Di-n-octylphthalate | 75 | | 95 | | 40-140 | 24 | | 50 |
| Diethyl phthalate | 60 | | 76 | | 40-140 | 24 | | 50 |
| Dimethyl phthalate | 56 | | 69 | | 40-140 | 21 | | 50 |
| Benzo(a)anthracene | 61 | | 75 | | 40-140 | 21 | | 50 |
| Benzo(a)pyrene | 63 | | 78 | | 40-140 | 21 | | 50 |
| Benzo(b)fluoranthene | 62 | | 75 | | 40-140 | 19 | | 50 |
| Benzo(k)fluoranthene | 61 | | 77 | | 40-140 | 23 | | 50 |
| Chrysene | 59 | | 74 | | 40-140 | 23 | | 50 |
| Acenaphthylene | 58 | | 71 | | 40-140 | 20 | | 50 |
| Anthracene | 60 | | 73 | | 40-140 | 20 | | 50 |
| Benzo(ghi)perylene | 60 | | 74 | | 40-140 | 21 | | 50 |
| Fluorene | 60 | | 73 | | 40-140 | 20 | | 50 |
| Phenanthrene | 59 | | 73 | | 40-140 | 21 | | 50 |
| Dibenzo(a,h)anthracene | 59 | | 74 | | 40-140 | 23 | | 50 |
| Indeno(1,2,3-cd)pyrene | 67 | | 83 | | 40-140 | 21 | | 50 |
| Pyrene | 58 | | 72 | | 35-142 | 22 | | 50 |
| Biphenyl | 59 | | 73 | | 37-127 | 21 | | 50 |
| 4-Chloroaniline | **34** | Q | 40 | | 40-140 | 16 | | 50 |
| 2-Nitroaniline | 65 | | 81 | | 47-134 | 22 | | 50 |

# Lab Control Sample Analysis
## Batch Quality Control

**Project Name:** NORTH MAIN STREET SITE
**Project Number:** 12814, PHASE 3

**Lab Number:** L2304831
**Report Date:** 03/07/23

| Parameter | LCS %Recovery | Qual | LCSD %Recovery | Qual | %Recovery Limits | RPD | Qual | RPD Limits |
|---|---|---|---|---|---|---|---|---|
| Semivolatile Organics by GC/MS - Westborough Lab Associated sample(s): 01-03 Batch: WG1739403-2 WG1739403-3 | | | | | | | | |
| 3-Nitroaniline | 51 | | 60 | | 26-129 | 16 | | 50 |
| 4-Nitroaniline | 71 | | 88 | | 41-125 | 21 | | 50 |
| Dibenzofuran | 61 | | 74 | | 40-140 | 19 | | 50 |
| 2-Methylnaphthalene | 59 | | 74 | | 40-140 | 23 | | 50 |
| 1,2,4,5-Tetrachlorobenzene | 54 | | 70 | | 40-117 | 26 | | 50 |
| Acetophenone | 66 | | 82 | | 14-144 | 22 | | 50 |
| 2,4,6-Trichlorophenol | 57 | | 70 | | 30-130 | 20 | | 50 |
| p-Chloro-m-cresol | 64 | | 80 | | 26-103 | 22 | | 50 |
| 2-Chlorophenol | 66 | | 81 | | 25-102 | 20 | | 50 |
| 2,4-Dichlorophenol | 60 | | 73 | | 30-130 | 20 | | 50 |
| 2,4-Dimethylphenol | 66 | | 79 | | 30-130 | 18 | | 50 |
| 2-Nitrophenol | 67 | | 83 | | 30-130 | 21 | | 50 |
| 4-Nitrophenol | 82 | | 100 | | 11-114 | 20 | | 50 |
| 2,4-Dinitrophenol | 52 | | 66 | | 4-130 | 24 | | 50 |
| 4,6-Dinitro-o-cresol | 69 | | 82 | | 10-130 | 17 | | 50 |
| Pentachlorophenol | 53 | | 65 | | 17-109 | 20 | | 50 |
| Phenol | 66 | | 80 | | 26-90 | 19 | | 50 |
| 2-Methylphenol | 65 | | 80 | | 30-130. | 21 | | 50 |
| 3-Methylphenol/4-Methylphenol | 66 | | 80 | | 30-130 | 19 | | 50 |
| 2,4,5-Trichlorophenol | 57 | | 72 | | 30-130 | 23 | | 50 |
| Benzoic Acid | 13 | | 16 | | 10-110 | 21 | | 50 |
| Benzyl Alcohol | 64 | | 80 | | 40-140 | 22 | | 50 |
| Carbazole | 62 | | 76 | | 54-128 | 20 | | 50 |

# Lab Control Sample Analysis
## Batch Quality Control

**Project Name:** NORTH MAIN STREET SITE
**Project Number:** 12814, PHASE 3

**Lab Number:** L2304831
**Report Date:** 03/07/23

| Parameter | LCS %Recovery | Qual | LCSD %Recovery | Qual | %Recovery Limits | RPD | Qual | RPD Limits |
|---|---|---|---|---|---|---|---|---|
| Semivolatile Organics by GC/MS - Westborough Lab Associated sample(s): 01-03 Batch: WG1739403-2 WG1739403-3 | | | | | | | | |
| 1,4-Dioxane | 57 | | 72 | | 40-140 | 23 | | 50 |

| Surrogate | LCS %Recovery | Qual | LCSD %Recovery | Qual | Acceptance Criteria |
|---|---|---|---|---|---|
| 2-Fluorophenol | 73 | | 89 | | 25-120 |
| Phenol-d6 | 70 | | 84 | | 10-120 |
| Nitrobenzene-d5 | 70 | | 88 | | 23-120 |
| 2-Fluorobiphenyl | 58 | | 69 | | 30-120 |
| 2,4,6-Tribromophenol | 56 | | 67 | | 10-136 |
| 4-Terphenyl-d14 | 57 | | 68 | | 18-120 |

# Lab Control Sample Analysis
## Batch Quality Control

**Project Name:** NORTH MAIN STREET SITE
**Project Number:** 12814, PHASE 3

**Lab Number:** L2304831
**Report Date:** 03/07/23

| Parameter | Low Level LCS %Recovery | Qual | Low Level LCSD %Recovery | Qual | %Recovery Limits | RPD | Qual | RPD Limits |
|---|---|---|---|---|---|---|---|---|
| Perfluorinated Alkyl Acids by EPA 1633 - Mansfield Lab Associated sample(s): 03 Batch: WG1746418-2 LOW LEVEL | | | | | | | | |
| Perfluorobutanoic Acid (PFBA) | 146 | | - | | 40-150 | - | | 30 |
| Perfluoropentanoic Acid (PFPeA) | 129 | | - | | 40-150 | - | | 30 |
| Perfluorobutanesulfonic Acid (PFBS) | 132 | | - | | 40-150 | - | | 30 |
| Perfluorohexanoic Acid (PFHxA) | 145 | | - | | 40-150 | - | | 30 |
| Perfluoroheptanoic Acid (PFHpA) | 135 | | - | | 40-150 | - | | 30 |
| Perfluorohexanesulfonic Acid (PFHxS) | 137 | | - | | 40-150 | - | | 30 |
| Perfluorooctanoic Acid (PFOA) | 142 | | - | | 40-150 | - | | 30 |
| 1H,1H,2H,2H-Perfluorooctanesulfonic Acid (6:2FTS) | 125 | | - | | 40-150 | - | | 30 |
| Perfluoroheptanesulfonic Acid (PFHpS) | 139 | | - | | 40-150 | - | | 30 |
| Perfluorononanoic Acid (PFNA) | 135 | | - | | 40-150 | - | | 30 |
| Perfluorooctanesulfonic Acid (PFOS) | 137 | | - | | 40-150 | - | | 30 |
| Perfluorodecanoic Acid (PFDA) | 148 | | - | | 40-150 | - | | 30 |
| 1H,1H,2H,2H-Perfluorodecanesulfonic Acid (8:2FTS) | 146 | | - | | 40-150 | - | | 30 |
| N-Methyl Perfluorooctanesulfonamidoacetic Acid (NMeFOSAA) | 120 | | - | | 40-150 | - | | 30 |
| Perfluoroundecanoic Acid (PFUnA) | 120 | | - | | 40-150 | - | | 30 |
| Perfluorodecanesulfonic Acid (PFDS) | 124 | | - | | 40-150 | - | | 30 |
| Perfluorooctanesulfonamide (PFOSA) | 140 | | - | | 40-150 | - | | 30 |
| N-Ethyl Perfluorooctanesulfonamidoacetic Acid (NEtFOSAA) | 150 | | - | | 40-150 | - | | 30 |
| Perfluorododecanoic Acid (PFDoA) | 130 | | - | | 40-150 | - | | 30 |
| Perfluorotridecanoic Acid (PFTrDA) | 105 | | - | | 40-150 | - | | 30 |
| Perfluorotetradecanoic Acid (PFTeDA) | 132 | | - | | 40-150 | - | | 30 |

# Lab Control Sample Analysis

## Batch Quality Control

**Project Name:** NORTH MAIN STREET SITE

**Project Number:** 12814, PHASE 3

**Lab Number:** L2304831

**Report Date:** 03/07/23

| Parameter | Low Level LCS %Recovery | Qual | Low Level LCSD %Recovery | Qual | %Recovery Limits | RPD | Qual | RPD Limits |
|---|---|---|---|---|---|---|---|---|

Perfluorinated Alkyl Acids by EPA 1633 - Mansfield Lab Associated sample(s): 03 Batch: WG1746418-2 LOW LEVEL

| Surrogate | LCS %Recovery | Qual | LCSD %Recovery | Qual | Acceptance Criteria |
|---|---|---|---|---|---|
| Perfluoro-n-[13C4]Butanoic Acid (13C4-PFBA) | 86 | | | | 20-150 |
| Perfluoro-n-[13C5]Pentanoic Acid (13C5-PFPeA) | 87 | | | | 20-150 |
| Perfluoro-1-[2,3,4-13C3]Butanesulfonic Acid (13C3-PFBS) | 87 | | | | 20-150 |
| Perfluoro-n-[1,2,3,4,6-13C5]Hexanoic Acid (13C5-PFHxA) | 85 | | | | 20-150 |
| Perfluoro-n-[1,2,3,4-13C4]Heptanoic Acid (13C4-PFHpA) | 90 | | | | 20-150 |
| Perfluoro-1-[1,2,3-13C3]Hexanesulfonic Acid (13C3-PFHxS) | 84 | | | | 20-150 |
| Perfluoro-n-[13C8]Octanoic Acid (13C8-PFOA) | 79 | | | | 20-150 |
| 1H,1H,2H,2H-Perfluoro-1-[1,2-13C2]Octanesulfonic Acid (13C2-6:2FTS) | 87 | | | | 20-150 |
| Perfluoro-n-[13C9]Nonanoic Acid (13C9-PFNA) | 85 | | | | 20-150 |
| Perfluoro-1-[13C8]Octanesulfonic Acid (13C8-PFOS) | 84 | | | | 20-150 |
| Perfluoro-n-[1,2,3,4,5,6-13C6]Decanoic Acid (13C6-PFDA) | 76 | | | | 20-150 |
| 1H,1H,2H,2H-Perfluoro-1-[1,2-13C2]Decanesulfonic Acid (13C2-8:2FTS) | 79 | | | | 20-150 |
| N-Methyl-d3-perfluoro-1-octanesulfonamidoacetic Acid (D3-NMeFOSAA) | 118 | | | | 20-150 |
| Perfluoro-n-[1,2,3,4,5,6,7-13C7]Undecanoic Acid (13C7-PFUnA) | 90 | | | | 20-150 |
| Perfluoro-1-[13C8]Octanesulfonamide (13C8-PFOSA) | 68 | | | | 20-150 |
| N-Ethyl-d5-perfluoro-1-octanesulfonamidoacetic Acid (D5-NEtFOSAA) | 79 | | | | 20-150 |
| Perfluoro-n-[1,2-13C2]Dodecanoic Acid (13C2-PFDoA) | 74 | | | | 20-150 |
| Perfluoro-n-[1,2-13C2]Tetradecanoic Acid (13C2-PFTeDA) | 49 | | | | 20-150 |

# Lab Control Sample Analysis
## Batch Quality Control

**Project Name:** NORTH MAIN STREET SITE
**Project Number:** 12814, PHASE 3

**Lab Number:** L2304831
**Report Date:** 03/07/23

| Parameter | LCS %Recovery | Qual | LCSD %Recovery | Qual | %Recovery Limits | RPD | Qual | RPD Limits |
|---|---|---|---|---|---|---|---|---|
| Perfluorinated Alkyl Acids by EPA 1633 - Mansfield Lab Associated sample(s): 03 Batch: WG1746418-3 | | | | | | | | |
| Perfluorobutanoic Acid (PFBA) | 107 | | - | | 40-150 | - | | 30 |
| Perfluoropentanoic Acid (PFPeA) | 101 | | - | | 40-150 | - | | 30 |
| Perfluorobutanesulfonic Acid (PFBS) | 106 | | - | | 40-150 | - | | 30 |
| Perfluorohexanoic Acid (PFHxA) | 111 | | - | | 40-150 | - | | 30 |
| Perfluoroheptanoic Acid (PFHpA) | 109 | | - | | 40-150 | - | | 30 |
| Perfluorohexanesulfonic Acid (PFHxS) | 106 | | - | | 40-150 | - | | 30 |
| Perfluorooctanoic Acid (PFOA) | 110 | | - | | 40-150 | - | | 30 |
| 1H,1H,2H,2H-Perfluorooctanesulfonic Acid (6:2FTS) | 115 | | - | | 40-150 | - | | 30 |
| Perfluoroheptanesulfonic Acid (PFHpS) | 104 | | - | | 40-150 | - | | 30 |
| Perfluorononanoic Acid (PFNA) | 133 | | - | | 40-150 | - | | 30 |
| Perfluorooctanesulfonic Acid (PFOS) | 105 | | - | | 40-150 | - | | 30 |
| Perfluorodecanoic Acid (PFDA) | 97 | | - | | 40-150 | - | | 30 |
| 1H,1H,2H,2H-Perfluorodecanesulfonic Acid (8:2FTS) | 121 | | - | | 40-150 | - | | 30 |
| N-Methyl Perfluorooctanesulfonamidoacetic Acid (NMeFOSAA) | 103 | | - | | 40-150 | - | | 30 |
| Perfluoroundecanoic Acid (PFUnA) | 121 | | - | | 40-150 | - | | 30 |
| Perfluorodecanesulfonic Acid (PFDS) | 109 | | - | | 40-150 | - | | 30 |
| Perfluorooctanesulfonamide (PFOSA) | 109 | | - | | 40-150 | - | | 30 |
| N-Ethyl Perfluorooctanesulfonamidoacetic Acid (NEtFOSAA) | 106 | | - | | 40-150 | - | | 30 |
| Perfluorododecanoic Acid (PFDoA) | 104 | | - | | 40-150 | - | | 30 |
| Perfluorotridecanoic Acid (PFTrDA) | 92 | | - | | 40-150 | - | | 30 |
| Perfluorotetradecanoic Acid (PFTeDA) | 105 | | - | | 40-150 | - | | 30 |

# Lab Control Sample Analysis
## Batch Quality Control

**Project Name:** NORTH MAIN STREET SITE
**Project Number:** 12814, PHASE 3

**Lab Number:** L2304831
**Report Date:** 03/07/23

| Parameter | LCS %Recovery | Qual | LCSD %Recovery | Qual | %Recovery Limits | RPD | Qual | RPD Limits |
|---|---|---|---|---|---|---|---|---|
| Perfluorinated Alkyl Acids by EPA 1633 - Mansfield Lab Associated sample(s): 03 Batch: WG1746418-3 | | | | | | | | |

| Surrogate | LCS %Recovery | Qual | LCSD %Recovery | Qual | Acceptance Criteria |
|---|---|---|---|---|---|
| Perfluoro-n-[13C4]Butanoic Acid (13C4-PFBA) | 88 | | | | 20-150 |
| Perfluoro-n-[13C5]Pentanoic Acid (13C5-PFPeA) | 86 | | | | 20-150 |
| Perfluoro-1-[2,3,4-13C3]Butanesulfonic Acid (13C3-PFBS) | 91 | | | | 20-150 |
| Perfluoro-n-[1,2,3,4,6-13C5]Hexanoic Acid (13C5-PFHxA) | 85 | | | | 20-150 |
| Perfluoro-n-[1,2,3,4-13C4]Heptanoic Acid (13C4-PFHpA) | 87 | | | | 20-150 |
| Perfluoro-1-[1,2,3-13C3]Hexanesulfonic Acid (13C3-PFHxS) | 87 | | | | 20-150 |
| Perfluoro-n-[13C8]Octanoic Acid (13C8-PFOA) | 79 | | | | 20-150 |
| 1H,1H,2H,2H-Perfluoro-1-[1,2-13C2]Octanesulfonic Acid (13C2-6:2FTS) | 86 | | | | 20-150 |
| Perfluoro-n-[13C9]Nonanoic Acid (13C9-PFNA) | 88 | | | | 20-150 |
| Perfluoro-1-[13C8]Octanesulfonic Acid (13C8-PFOS) | 90 | | | | 20-150 |
| Perfluoro-n-[1,2,3,4,5,6-13C6]Decanoic Acid (13C6-PFDA) | 97 | | | | 20-150 |
| 1H,1H,2H,2H-Perfluoro-1-[1,2-13C2]Decanesulfonic Acid (13C2-8:2FTS) | 76 | | | | 20-150 |
| N-Methyl-d3-perfluoro-1-octanesulfonamidoacetic Acid (D3-NMeFOSAA) | 132 | | | | 20-150 |
| Perfluoro-n-[1,2,3,4,5,6,7-13C7]Undecanoic Acid (13C7-PFUnA) | 98 | | | | 20-150 |
| Perfluoro-1-[13C8]Octanesulfonamide (13C8-PFOSA) | 68 | | | | 20-150 |
| N-Ethyl-d5-perfluoro-1-octanesulfonamidoacetic Acid (D5-NEtFOSAA) | 89 | | | | 20-150 |
| Perfluoro-n-[1,2-13C2]Dodecanoic Acid (13C2-PFDoA) | 93 | | | | 20-150 |
| Perfluoro-n-[1,2-13C2]Tetradecanoic Acid (13C2-PFTeDA) | 71 | | | | 20-150 |

# Lab Control Sample Analysis
## Batch Quality Control

**Project Name:** NORTH MAIN STREET SITE
**Project Number:** 12814, PHASE 3

**Lab Number:** L2304831
**Report Date:** 03/07/23

| Parameter | Low Level LCS %Recovery | Qual | Low Level LCSD %Recovery | Qual | %Recovery Limits | RPD | Qual | RPD Limits |
|---|---|---|---|---|---|---|---|---|
| Perfluorinated Alkyl Acids by EPA 1633 - Mansfield Lab Associated sample(s): 04 Batch: WG1750044-2 LOW LEVEL | | | | | | | | |
| Perfluorobutanoic Acid (PFBA) | 114 | | - | | 40-150 | - | | 30 |
| Perfluoropentanoic Acid (PFPeA) | 98 | | - | | 40-150 | - | | 30 |
| Perfluorobutanesulfonic Acid (PFBS) | 107 | | - | | 40-150 | - | | 30 |
| Perfluorohexanoic Acid (PFHxA) | 100 | | - | | 40-150 | - | | 30 |
| Perfluoroheptanoic Acid (PFHpA) | 105 | | - | | 40-150 | - | | 30 |
| Perfluorohexanesulfonic Acid (PFHxS) | 98 | | - | | 40-150 | - | | 30 |
| Perfluorooctanoic Acid (PFOA) | 118 | | - | | 40-150 | - | | 30 |
| 1H,1H,2H,2H-Perfluorooctanesulfonic Acid (6:2FTS) | 105 | | - | | 40-150 | - | | 30 |
| Perfluoroheptanesulfonic Acid (PFHpS) | 108 | | - | | 40-150 | - | | 30 |
| Perfluorononanoic Acid (PFNA) | 108 | | - | | 40-150 | - | | 30 |
| Perfluorooctanesulfonic Acid (PFOS) | 110 | | - | | 40-150 | - | | 30 |
| Perfluorodecanoic Acid (PFDA) | 105 | | - | | 40-150 | - | | 30 |
| 1H,1H,2H,2H-Perfluorodecanesulfonic Acid (8:2FTS) | 116 | | - | | 40-150 | - | | 30 |
| N-Methyl Perfluorooctanesulfonamidoacetic Acid (NMeFOSAA) | 80 | | - | | 40-150 | - | | 30 |
| Perfluoroundecanoic Acid (PFUnA) | 110 | | - | | 40-150 | - | | 30 |
| Perfluorodecanesulfonic Acid (PFDS) | 98 | | - | | 40-150 | - | | 30 |
| Perfluorooctanesulfonamide (PFOSA) | 98 | | - | | 40-150 | - | | 30 |
| N-Ethyl Perfluorooctanesulfonamidoacetic Acid (NEtFOSAA) | 92 | | - | | 40-150 | - | | 30 |
| Perfluorododecanoic Acid (PFDoA) | 108 | | - | | 40-150 | - | | 30 |
| Perfluorotridecanoic Acid (PFTrDA) | 130 | | - | | 40-150 | - | | 30 |
| Perfluorotetradecanoic Acid (PFTeDA) | 118 | | - | | 40-150 | - | | 30 |

# Lab Control Sample Analysis

## Batch Quality Control

**Project Name:** NORTH MAIN STREET SITE

**Project Number:** 12814, PHASE 3

**Lab Number:** L2304831

**Report Date:** 03/07/23

| Parameter | Low Level LCS %Recovery | Qual | Low Level LCSD %Recovery | Qual | %Recovery Limits | RPD | Qual | RPD Limits |
|---|---|---|---|---|---|---|---|---|

Perfluorinated Alkyl Acids by EPA 1633 - Mansfield Lab Associated sample(s): 04 Batch: WG1750044-2 LOW LEVEL

| Surrogate | LCS %Recovery | Qual | LCSD %Recovery | Qual | Acceptance Criteria |
|---|---|---|---|---|---|
| Perfluoro-n-[13C4]Butanoic Acid (13C4-PFBA) | 85 | | | | 20-150 |
| Perfluoro-n-[13C5]Pentanoic Acid (13C5-PFPeA) | 89 | | | | 20-150 |
| Perfluoro-1-[2,3,4-13C3]Butanesulfonic Acid (13C3-PFBS) | 86 | | | | 20-150 |
| Perfluoro-n-[1,2,3,4,6-13C5]Hexanoic Acid (13C5-PFHxA) | 85 | | | | 20-150 |
| Perfluoro-n-[1,2,3,4-13C4]Heptanoic Acid (13C4-PFHpA) | 82 | | | | 20-150 |
| Perfluoro-1-[1,2,3-13C3]Hexanesulfonic Acid (13C3-PFHxS) | 83 | | | | 20-150 |
| Perfluoro-n-[13C8]Octanoic Acid (13C8-PFOA) | 71 | | | | 20-150 |
| 1H,1H,2H,2H-Perfluoro-1-[1,2-13C2]Octanesulfonic Acid (13C2-6:2FTS) | 96 | | | | 20-150 |
| Perfluoro-n-[13C9]Nonanoic Acid (13C9-PFNA) | 83 | | | | 20-150 |
| Perfluoro-1-[13C8]Octanesulfonic Acid (13C8-PFOS) | 74 | | | | 20-150 |
| Perfluoro-n-[1,2,3,4,5,6-13C6]Decanoic Acid (13C6-PFDA) | 78 | | | | 20-150 |
| 1H,1H,2H,2H-Perfluoro-1-[1,2-13C2]Decanesulfonic Acid (13C2-8:2FTS) | 82 | | | | 20-150 |
| N-Methyl-d3-perfluoro-1-octanesulfonamidoacetic Acid (D3-NMeFOSAA) | 126 | | | | 20-150 |
| Perfluoro-n-[1,2,3,4,5,6,7-13C7]Undecanoic Acid (13C7-PFUnA) | 79 | | | | 20-150 |
| Perfluoro-1-[13C8]Octanesulfonamide (13C8-PFOSA) | 61 | | | | 20-150 |
| N-Ethyl-d5-perfluoro-1-octanesulfonamidoacetic Acid (D5-NEtFOSAA) | 72 | | | | 20-150 |
| Perfluoro-n-[1,2-13C2]Dodecanoic Acid (13C2-PFDoA) | 62 | | | | 20-150 |
| Perfluoro-n-[1,2-13C2]Tetradecanoic Acid (13C2-PFTeDA) | 69 | | | | 20-150 |

# Lab Control Sample Analysis
## Batch Quality Control

**Project Name:** NORTH MAIN STREET SITE
**Project Number:** 12814, PHASE 3

**Lab Number:** L2304831
**Report Date:** 03/07/23

| Parameter | LCS %Recovery | Qual | LCSD %Recovery | Qual | %Recovery Limits | RPD | Qual | RPD Limits |
|---|---|---|---|---|---|---|---|---|
| Perfluorinated Alkyl Acids by EPA 1633 - Mansfield Lab Associated sample(s): 04 Batch: WG1750044-3 | | | | | | | | |
| Perfluorobutanoic Acid (PFBA) | 113 | | - | | 40-150 | - | | 30 |
| Perfluoropentanoic Acid (PFPeA) | 106 | | - | | 40-150 | - | | 30 |
| Perfluorobutanesulfonic Acid (PFBS) | 115 | | - | | 40-150 | - | | 30 |
| Perfluorohexanoic Acid (PFHxA) | 106 | | - | | 40-150 | - | | 30 |
| Perfluoroheptanoic Acid (PFHpA) | 106 | | - | | 40-150 | - | | 30 |
| Perfluorohexanesulfonic Acid (PFHxS) | 112 | | - | | 40-150 | - | | 30 |
| Perfluorooctanoic Acid (PFOA) | 122 | | - | | 40-150 | - | | 30 |
| 1H,1H,2H,2H-Perfluorooctanesulfonic Acid (6:2FTS) | 118 | | - | | 40-150 | - | | 30 |
| Perfluoroheptanesulfonic Acid (PFHpS) | 113 | | - | | 40-150 | - | | 30 |
| Perfluorononanoic Acid (PFNA) | 138 | | - | | 40-150 | - | | 30 |
| Perfluorooctanesulfonic Acid (PFOS) | 114 | | - | | 40-150 | - | | 30 |
| Perfluorodecanoic Acid (PFDA) | 124 | | - | | 40-150 | - | | 30 |
| 1H,1H,2H,2H-Perfluorodecanesulfonic Acid (8:2FTS) | 125 | | - | | 40-150 | - | | 30 |
| N-Methyl Perfluorooctanesulfonamidoacetic Acid (NMeFOSAA) | 114 | | - | | 40-150 | - | | 30 |
| Perfluoroundecanoic Acid (PFUnA) | 109 | | - | | 40-150 | - | | 30 |
| Perfluorodecanesulfonic Acid (PFDS) | 113 | | - | | 40-150 | - | | 30 |
| Perfluorooctanesulfonamide (PFOSA) | 116 | | - | | 40-150 | - | | 30 |
| N-Ethyl Perfluorooctanesulfonamidoacetic Acid (NEtFOSAA) | 102 | | - | | 40-150 | - | | 30 |
| Perfluorododecanoic Acid (PFDoA) | 131 | | - | | 40-150 | - | | 30 |
| Perfluorotridecanoic Acid (PFTrDA) | 143 | | - | | 40-150 | - | | 30 |
| Perfluorotetradecanoic Acid (PFTeDA) | 130 | | - | | 40-150 | - | | 30 |

# Lab Control Sample Analysis

## Batch Quality Control

**Project Name:** NORTH MAIN STREET SITE

**Project Number:** 12814, PHASE 3

**Lab Number:** L2304831

**Report Date:** 03/07/23

| Parameter | LCS %Recovery | Qual | LCSD %Recovery | Qual | %Recovery Limits | RPD | Qual | RPD Limits |
|---|---|---|---|---|---|---|---|---|
| Perfluorinated Alkyl Acids by EPA 1633 - Mansfield Lab Associated sample(s): 04 Batch: WG1750044-3 | | | | | | | | |

| Surrogate | LCS %Recovery | Qual | LCSD %Recovery | Qual | Acceptance Criteria |
|---|---|---|---|---|---|
| Perfluoro-n-[13C4]Butanoic Acid (13C4-PFBA) | 88 | | | | 20-150 |
| Perfluoro-n-[13C5]Pentanoic Acid (13C5-PFPeA) | 88 | | | | 20-150 |
| Perfluoro-1-[2,3,4-13C3]Butanesulfonic Acid (13C3-PFBS) | 85 | | | | 20-150 |
| Perfluoro-n-[1,2,3,4,6-13C5]Hexanoic Acid (13C5-PFHxA) | 86 | | | | 20-150 |
| Perfluoro-n-[1,2,3,4-13C4]Heptanoic Acid (13C4-PFHpA) | 86 | | | | 20-150 |
| Perfluoro-1-[1,2,3-13C3]Hexanesulfonic Acid (13C3-PFHxS) | 85 | | | | 20-150 |
| Perfluoro-n-[13C8]Octanoic Acid (13C8-PFOA) | 84 | | | | 20-150 |
| 1H,1H,2H,2H-Perfluoro-1-[1,2-13C2]Octanesulfonic Acid (13C2-6:2FTS) | 93 | | | | 20-150 |
| Perfluoro-n-[13C9]Nonanoic Acid (13C9-PFNA) | 86 | | | | 20-150 |
| Perfluoro-1-[13C8]Octanesulfonic Acid (13C8-PFOS) | 82 | | | | 20-150 |
| Perfluoro-n-[1,2,3,4,5,6-13C6]Decanoic Acid (13C6-PFDA) | 94 | | | | 20-150 |
| 1H,1H,2H,2H-Perfluoro-1-[1,2-13C2]Decanesulfonic Acid (13C2-8:2FTS) | 82 | | | | 20-150 |
| N-Methyl-d3-perfluoro-1-octanesulfonamidoacetic Acid (D3-NMeFOSAA) | 112 | | | | 20-150 |
| Perfluoro-n-[1,2,3,4,5,6,7-13C7]Undecanoic Acid (13C7-PFUnA) | 97 | | | | 20-150 |
| Perfluoro-1-[13C8]Octanesulfonamide (13C8-PFOSA) | 62 | | | | 20-150 |
| N-Ethyl-d5-perfluoro-1-octanesulfonamidoacetic Acid (D5-NEtFOSAA) | 81 | | | | 20-150 |
| Perfluoro-n-[1,2-13C2]Dodecanoic Acid (13C2-PFDoA) | 83 | | | | 20-150 |
| Perfluoro-n-[1,2-13C2]Tetradecanoic Acid (13C2-PFTeDA) | 92 | | | | 20-150 |

# PCBS

**Project Name:** NORTH MAIN STREET SITE
**Project Number:** 12814, PHASE 3
**Lab Number:** L2304831
**Report Date:** 03/07/23

## SAMPLE RESULTS

Lab ID: L2304831-01
Client ID: SB-207 (8.5-9)
Sample Location: 128-156 NORTH MAIN ST. PORT CHESTER NY

Date Collected: 01/27/23 09:00
Date Received: 01/27/23
Field Prep: Not Specified

Sample Depth:
Matrix: Soil
Analytical Method: 1,8082A
Analytical Date: 02/03/23 10:45
Analyst: MEO
Percent Solids: 79%

Extraction Method: EPA 3546
Extraction Date: 01/31/23 21:40
Cleanup Method: EPA 3665A
Cleanup Date: 02/02/23
Cleanup Method: EPA 3660B
Cleanup Date: 02/03/23

| Parameter | Result | Qualifier | Units | RL | MDL | Dilution Factor | Column |
|---|---|---|---|---|---|---|---|
| Polychlorinated Biphenyls by GC - Westborough Lab | | | | | | | |
| Aroclor 1016 | ND | | ug/kg | 119 | 10.5 | 1 | A |
| Aroclor 1221 | ND | | ug/kg | 119 | 11.9 | 1 | A |
| Aroclor 1232 | ND | | ug/kg | 119 | 25.2 | 1 | A |
| Aroclor 1242 | ND | | ug/kg | 119 | 16.0 | 1 | A |
| Aroclor 1248 | ND | | ug/kg | 119 | 17.8 | 1 | A |
| Aroclor 1254 | ND | | ug/kg | 119 | 13.0 | 1 | A |
| Aroclor 1260 | ND | | ug/kg | 119 | 21.9 | 1 | A |
| Aroclor 1262 | ND | | ug/kg | 119 | 15.1 | 1 | A |
| Aroclor 1268 | ND | | ug/kg | 119 | 12.3 | 1 | A |
| PCBs, Total | ND | | ug/kg | 119 | 10.5 | 1 | A |

| Surrogate | % Recovery | Qualifier | Acceptance Criteria | Column |
|---|---|---|---|---|
| 2,4,5,6-Tetrachloro-m-xylene | 71 | | 30-150 | A |
| Decachlorobiphenyl | 60 | | 30-150 | A |
| 2,4,5,6-Tetrachloro-m-xylene | 70 | | 30-150 | B |
| Decachlorobiphenyl | 62 | | 30-150 | B |

**Project Name:** NORTH MAIN STREET SITE
**Project Number:** 12814, PHASE 3
**Lab Number:** L2304831
**Report Date:** 03/07/23

## SAMPLE RESULTS

Lab ID: L2304831-02
Client ID: SB-208 (2.5-3)
Sample Location: 128-156 NORTH MAIN ST. PORT CHESTER NY

Date Collected: 01/27/23 10:30
Date Received: 01/27/23
Field Prep: Not Specified

Sample Depth:
Matrix: Soil
Analytical Method: 1,8082A
Analytical Date: 02/03/23 15:27
Analyst: MEO
Percent Solids: 86%

Extraction Method: EPA 3546
Extraction Date: 02/03/23 09:07
Cleanup Method: EPA 3665A
Cleanup Date: 02/03/23
Cleanup Method: EPA 3660B
Cleanup Date: 02/03/23

| Parameter | Result | Qualifier | Units | RL | MDL | Dilution Factor | Column |
|---|---|---|---|---|---|---|---|
| Polychlorinated Biphenyls by GC - Westborough Lab | | | | | | | |
| Aroclor 1016 | ND | | ug/kg | 38.2 | 3.39 | 1 | A |
| Aroclor 1221 | ND | | ug/kg | 38.2 | 3.83 | 1 | A |
| Aroclor 1232 | ND | | ug/kg | 38.2 | 8.10 | 1 | A |
| Aroclor 1242 | ND | | ug/kg | 38.2 | 5.15 | 1 | A |
| Aroclor 1248 | ND | | ug/kg | 38.2 | 5.73 | 1 | A |
| Aroclor 1254 | ND | | ug/kg | 38.2 | 4.18 | 1 | A |
| Aroclor 1260 | 16.0 | J | ug/kg | 38.2 | 7.06 | 1 | A |
| Aroclor 1262 | ND | | ug/kg | 38.2 | 4.85 | 1 | A |
| Aroclor 1268 | 7.06 | J | ug/kg | 38.2 | 3.96 | 1 | B |
| PCBs, Total | 23.1 | J | ug/kg | 38.2 | 3.39 | 1 | B |

| Surrogate | % Recovery | Qualifier | Acceptance Criteria | Column |
|---|---|---|---|---|
| 2,4,5,6-Tetrachloro-m-xylene | 60 | | 30-150 | A |
| Decachlorobiphenyl | 60 | | 30-150 | A |
| 2,4,5,6-Tetrachloro-m-xylene | 63 | | 30-150 | B |
| Decachlorobiphenyl | 68 | | 30-150 | B |

**Project Name:** NORTH MAIN STREET SITE
**Project Number:** 12814, PHASE 3
**Lab Number:** L2304831
**Report Date:** 03/07/23

## SAMPLE RESULTS

Lab ID: L2304831-03
Client ID: SB-209 (2.5-3)
Sample Location: 128-156 NORTH MAIN ST. PORT CHESTER NY

Date Collected: 01/27/23 12:20
Date Received: 01/27/23
Field Prep: Not Specified

Sample Depth:
Matrix: Soil
Analytical Method: 1,8082A
Analytical Date: 02/03/23 04:15
Analyst: JM
Percent Solids: 92%

Extraction Method: EPA 3546
Extraction Date: 01/31/23 21:40
Cleanup Method: EPA 3665A
Cleanup Date: 02/02/23
Cleanup Method: EPA 3660B
Cleanup Date: 02/03/23

| Parameter | Result | Qualifier | Units | RL | MDL | Dilution Factor | Column |
|---|---|---|---|---|---|---|---|
| Polychlorinated Biphenyls by GC - Westborough Lab | | | | | | | |
| Aroclor 1016 | ND | | ug/kg | 34.6 | 3.07 | 1 | A |
| Aroclor 1221 | ND | | ug/kg | 34.6 | 3.46 | 1 | A |
| Aroclor 1232 | ND | | ug/kg | 34.6 | 7.33 | 1 | A |
| Aroclor 1242 | ND | | ug/kg | 34.6 | 4.66 | 1 | A |
| Aroclor 1248 | ND | | ug/kg | 34.6 | 5.19 | 1 | A |
| Aroclor 1254 | ND | | ug/kg | 34.6 | 3.78 | 1 | A |
| Aroclor 1260 | ND | | ug/kg | 34.6 | 6.39 | 1 | A |
| Aroclor 1262 | ND | | ug/kg | 34.6 | 4.39 | 1 | A |
| Aroclor 1268 | ND | | ug/kg | 34.6 | 3.58 | 1 | A |
| PCBs, Total | ND | | ug/kg | 34.6 | 3.07 | 1 | A |

| Surrogate | % Recovery | Qualifier | Acceptance Criteria | Column |
|---|---|---|---|---|
| 2,4,5,6-Tetrachloro-m-xylene | 59 | | 30-150 | A |
| Decachlorobiphenyl | 52 | | 30-150 | A |
| 2,4,5,6-Tetrachloro-m-xylene | 53 | | 30-150 | B |
| Decachlorobiphenyl | 47 | | 30-150 | B |

**Project Name:** NORTH MAIN STREET SITE
**Project Number:** 12814, PHASE 3
**Lab Number:** L2304831
**Report Date:** 03/07/23

## SAMPLE RESULTS

Lab ID: L2304831-04
Client ID: TWP-202
Sample Location: 128-156 NORTH MAIN ST. PORT CHESTER NY

Date Collected: 01/27/23 12:40
Date Received: 01/27/23
Field Prep: Not Specified

Sample Depth:
Matrix: Water
Analytical Method: 1,8082A
Analytical Date: 02/01/23 20:36
Analyst: JM

Extraction Method: EPA 3510C
Extraction Date: 01/31/23 23:30
Cleanup Method: EPA 3665A
Cleanup Date: 02/01/23
Cleanup Method: EPA 3660B
Cleanup Date: 02/01/23

| Parameter | Result | Qualifier | Units | RL | MDL | Dilution Factor | Column |
|---|---|---|---|---|---|---|---|
| Polychlorinated Biphenyls by GC - Westborough Lab | | | | | | | |
| Aroclor 1016 | ND | | ug/l | 0.071 | 0.061 | 1 | A |
| Aroclor 1221 | ND | | ug/l | 0.071 | 0.061 | 1 | A |
| Aroclor 1232 | ND | | ug/l | 0.071 | 0.061 | 1 | A |
| Aroclor 1242 | ND | | ug/l | 0.071 | 0.061 | 1 | A |
| Aroclor 1248 | ND | | ug/l | 0.071 | 0.061 | 1 | A |
| Aroclor 1254 | ND | | ug/l | 0.071 | 0.061 | 1 | A |
| Aroclor 1260 | ND | | ug/l | 0.071 | 0.061 | 1 | A |
| Aroclor 1262 | ND | | ug/l | 0.071 | 0.061 | 1 | A |
| Aroclor 1268 | ND | | ug/l | 0.071 | 0.061 | 1 | A |
| PCBs, Total | ND | | ug/l | 0.071 | 0.061 | 1 | A |

| Surrogate | % Recovery | Qualifier | Acceptance Criteria | Column |
|---|---|---|---|---|
| 2,4,5,6-Tetrachloro-m-xylene | 91 | | 30-150 | A |
| Decachlorobiphenyl | 60 | | 30-150 | A |
| 2,4,5,6-Tetrachloro-m-xylene | 87 | | 30-150 | B |
| Decachlorobiphenyl | 62 | | 30-150 | B |

**Project Name:** NORTH MAIN STREET SITE
**Project Number:** 12814, PHASE 3

**Lab Number:** L2304831
**Report Date:** 03/07/23

# Method Blank Analysis
## Batch Quality Control

Analytical Method: 1,8082A
Analytical Date: 01/31/23 08:22
Analyst: AD

Extraction Method: EPA 3510C
Extraction Date: 01/30/23 23:54
Cleanup Method: EPA 3665A
Cleanup Date: 01/31/23
Cleanup Method: EPA 3660B
Cleanup Date: 01/31/23

| Parameter | Result | Qualifier | Units | RL | MDL | Column |
|---|---|---|---|---|---|---|
| Polychlorinated Biphenyls by GC - Westborough Lab for sample(s): 04 Batch: WG1738926-1 | | | | | | |
| Aroclor 1016 | ND | | ug/l | 0.071 | 0.061 | A |
| Aroclor 1221 | ND | | ug/l | 0.071 | 0.061 | A |
| Aroclor 1232 | ND | | ug/l | 0.071 | 0.061 | A |
| Aroclor 1242 | ND | | ug/l | 0.071 | 0.061 | A |
| Aroclor 1248 | ND | | ug/l | 0.071 | 0.061 | A |
| Aroclor 1254 | ND | | ug/l | 0.071 | 0.061 | A |
| Aroclor 1262 | ND | | ug/l | 0.071 | 0.061 | A |
| Aroclor 1268 | ND | | ug/l | 0.071 | 0.061 | A |
| Aroclor 1260 | ND | | ug/l | 0.071 | 0.061 | B |
| PCBs, Total | ND | | ug/l | 0.071 | 0.061 | B |

| Surrogate | %Recovery | Qualifier | Acceptance Criteria | Column |
|---|---|---|---|---|
| 2,4,5,6-Tetrachloro-m-xylene | 86 | | 30-150 | A |
| Decachlorobiphenyl | 86 | | 30-150 | A |
| 2,4,5,6-Tetrachloro-m-xylene | 81 | | 30-150 | B |
| Decachlorobiphenyl | 91 | | 30-150 | B |

**Project Name:** NORTH MAIN STREET SITE
**Project Number:** 12814, PHASE 3

**Lab Number:** L2304831
**Report Date:** 03/07/23

# Method Blank Analysis
## Batch Quality Control

Analytical Method: 1,8082A
Analytical Date: 02/03/23 03:06
Analyst: JM

Extraction Method: EPA 3546
Extraction Date: 01/31/23 21:40
Cleanup Method: EPA 3665A
Cleanup Date: 02/02/23
Cleanup Method: EPA 3660B
Cleanup Date: 02/03/23

| Parameter | Result | Qualifier | Units | RL | MDL | Column |
|---|---|---|---|---|---|---|
| Polychlorinated Biphenyls by GC - Westborough Lab for sample(s): 01,03 Batch: WG1739374-1 | | | | | | |
| Aroclor 1016 | ND | | ug/kg | 32.7 | 2.90 | A |
| Aroclor 1221 | ND | | ug/kg | 32.7 | 3.28 | A |
| Aroclor 1232 | ND | | ug/kg | 32.7 | 6.93 | A |
| Aroclor 1242 | ND | | ug/kg | 32.7 | 4.41 | A |
| Aroclor 1248 | ND | | ug/kg | 32.7 | 4.90 | A |
| Aroclor 1254 | ND | | ug/kg | 32.7 | 3.58 | A |
| Aroclor 1260 | ND | | ug/kg | 32.7 | 6.04 | A |
| Aroclor 1262 | ND | | ug/kg | 32.7 | 4.15 | A |
| Aroclor 1268 | ND | | ug/kg | 32.7 | 3.39 | A |
| PCBs, Total | ND | | ug/kg | 32.7 | 2.90 | A |

| Surrogate | %Recovery | Qualifier | Acceptance Criteria | Column |
|---|---|---|---|---|
| 2,4,5,6-Tetrachloro-m-xylene | 75 | | 30-150 | A |
| Decachlorobiphenyl | 76 | | 30-150 | A |
| 2,4,5,6-Tetrachloro-m-xylene | 71 | | 30-150 | B |
| Decachlorobiphenyl | 69 | | 30-150 | B |

**Project Name:** NORTH MAIN STREET SITE
**Project Number:** 12814, PHASE 3

**Lab Number:** L2304831
**Report Date:** 03/07/23

# Method Blank Analysis
## Batch Quality Control

Analytical Method: 1,8082A
Analytical Date: 02/03/23 15:03
Analyst: MEO

Extraction Method: EPA 3546
Extraction Date: 02/03/23 09:07
Cleanup Method: EPA 3665A
Cleanup Date: 02/03/23
Cleanup Method: EPA 3660B
Cleanup Date: 02/03/23

| Parameter | Result | Qualifier | Units | RL | MDL | Column |
|---|---|---|---|---|---|---|
| Polychlorinated Biphenyls by GC - Westborough Lab for sample(s): 02 Batch: WG1740547-1 | | | | | | |
| Aroclor 1016 | ND | | ug/kg | 31.6 | 2.81 | A |
| Aroclor 1221 | ND | | ug/kg | 31.6 | 3.17 | A |
| Aroclor 1232 | ND | | ug/kg | 31.6 | 6.71 | A |
| Aroclor 1242 | ND | | ug/kg | 31.6 | 4.26 | A |
| Aroclor 1248 | ND | | ug/kg | 31.6 | 4.75 | A |
| Aroclor 1254 | ND | | ug/kg | 31.6 | 3.46 | A |
| Aroclor 1260 | ND | | ug/kg | 31.6 | 5.85 | A |
| Aroclor 1262 | ND | | ug/kg | 31.6 | 4.02 | A |
| Aroclor 1268 | ND | | ug/kg | 31.6 | 3.28 | A |
| PCBs, Total | ND | | ug/kg | 31.6 | 2.81 | A |

| Surrogate | %Recovery | Qualifier | Acceptance Criteria | Column |
|---|---|---|---|---|
| 2,4,5,6-Tetrachloro-m-xylene | 76 | | 30-150 | A |
| Decachlorobiphenyl | 87 | | 30-150 | A |
| 2,4,5,6-Tetrachloro-m-xylene | 76 | | 30-150 | B |
| Decachlorobiphenyl | 87 | | 30-150 | B |

# Lab Control Sample Analysis

## Batch Quality Control

**Project Name:** NORTH MAIN STREET SITE

**Project Number:** 12814, PHASE 3

**Lab Number:** L2304831

**Report Date:** 03/07/23

| Parameter | LCS %Recovery | Qual | LCSD %Recovery | Qual | %Recovery Limits | RPD | Qual | RPD Limits | Column |
|---|---|---|---|---|---|---|---|---|---|
| Polychlorinated Biphenyls by GC - Westborough Lab Associated sample(s): 04 Batch: WG1738926-2 WG1738926-3 | | | | | | | | | |
| Aroclor 1016 | 77 | | 80 | | 40-140 | 3 | | 50 | A |
| Aroclor 1260 | 75 | | 74 | | 40-140 | 1 | | 50 | A |

| Surrogate | LCS %Recovery | Qual | LCSD %Recovery | Qual | Acceptance Criteria | Column |
|---|---|---|---|---|---|---|
| 2,4,5,6-Tetrachloro-m-xylene | 79 | | 89 | | 30-150 | A |
| Decachlorobiphenyl | 88 | | 86 | | 30-150 | A |
| 2,4,5,6-Tetrachloro-m-xylene | 78 | | 82 | | 30-150 | B |
| Decachlorobiphenyl | 89 | | 89 | | 30-150 | B |

# Lab Control Sample Analysis
## Batch Quality Control

**Project Name:** NORTH MAIN STREET SITE
**Project Number:** 12814, PHASE 3
**Lab Number:** L2304831
**Report Date:** 03/07/23

| Parameter | LCS %Recovery | Qual | LCSD %Recovery | Qual | %Recovery Limits | RPD | Qual | RPD Limits | Column |
|---|---|---|---|---|---|---|---|---|---|
| Polychlorinated Biphenyls by GC - Westborough Lab Associated sample(s): 01,03 Batch: WG1739374-2 WG1739374-3 | | | | | | | | | |
| Aroclor 1016 | 77 | | 80 | | 40-140 | 4 | | 50 | A |
| Aroclor 1260 | 70 | | 71 | | 40-140 | 1 | | 50 | A |

| Surrogate | LCS %Recovery | Qual | LCSD %Recovery | Qual | Acceptance Criteria | Column |
|---|---|---|---|---|---|---|
| 2,4,5,6-Tetrachloro-m-xylene | 77 | | 78 | | 30-150 | A |
| Decachlorobiphenyl | 77 | | 78 | | 30-150 | A |
| 2,4,5,6-Tetrachloro-m-xylene | 71 | | 71 | | 30-150 | B |
| Decachlorobiphenyl | 68 | | 69 | | 30-150 | B |

# Lab Control Sample Analysis

## Batch Quality Control

**Project Name:** NORTH MAIN STREET SITE

**Project Number:** 12814, PHASE 3

**Lab Number:** L2304831

**Report Date:** 03/07/23

| Parameter | LCS %Recovery | Qual | LCSD %Recovery | Qual | %Recovery Limits | RPD | Qual | RPD Limits | Column |
|---|---|---|---|---|---|---|---|---|---|
| Polychlorinated Biphenyls by GC - Westborough Lab Associated sample(s): 02 Batch: WG1740547-2 WG1740547-3 | | | | | | | | | |
| Aroclor 1016 | 74 | | 77 | | 40-140 | 4 | | 50 | A |
| Aroclor 1260 | 71 | | 74 | | 40-140 | 4 | | 50 | A |

| Surrogate | LCS %Recovery | Qual | LCSD %Recovery | Qual | Acceptance Criteria | Column |
|---|---|---|---|---|---|---|
| 2,4,5,6-Tetrachloro-m-xylene | 74 | | 79 | | 30-150 | A |
| Decachlorobiphenyl | 79 | | 83 | | 30-150 | A |
| 2,4,5,6-Tetrachloro-m-xylene | 74 | | 79 | | 30-150 | B |
| Decachlorobiphenyl | 78 | | 83 | | 30-150 | B |

# PESTICIDES

**Project Name:** NORTH MAIN STREET SITE
**Project Number:** 12814, PHASE 3
**Lab Number:** L2304831
**Report Date:** 03/07/23

## SAMPLE RESULTS

Lab ID: L2304831-01
Client ID: SB-207 (8.5-9)
Sample Location: 128-156 NORTH MAIN ST. PORT CHESTER NY

Date Collected: 01/27/23 09:00
Date Received: 01/27/23
Field Prep: Not Specified

Sample Depth:
Matrix: Soil
Analytical Method: 1,8081B
Analytical Date: 02/01/23 15:01
Analyst: EJL
Percent Solids: 79%

Extraction Method: EPA 3546
Extraction Date: 01/31/23 18:26
Cleanup Method: EPA 3620B
Cleanup Date: 02/01/23
Cleanup Method: EPA 3660B
Cleanup Date: 02/02/23

| Parameter | Result | Qualifier | Units | RL | MDL | Dilution Factor | Column |
|---|---|---|---|---|---|---|---|
| Organochlorine Pesticides by GC - Westborough Lab | | | | | | | |
| Delta-BHC | ND | | ug/kg | 1.91 | 0.374 | 1 | A |
| Lindane | ND | | ug/kg | 0.796 | 0.356 | 1 | A |
| Alpha-BHC | ND | | ug/kg | 0.796 | 0.226 | 1 | A |
| Beta-BHC | ND | | ug/kg | 1.91 | 0.724 | 1 | A |
| Heptachlor | ND | | ug/kg | 0.955 | 0.428 | 1 | A |
| Aldrin | ND | | ug/kg | 1.91 | 0.673 | 1 | A |
| Heptachlor epoxide | ND | | ug/kg | 3.58 | 1.07 | 1 | A |
| Endrin | ND | | ug/kg | 0.796 | 0.326 | 1 | A |
| Endrin aldehyde | ND | | ug/kg | 2.39 | 0.836 | 1 | A |
| Endrin ketone | ND | | ug/kg | 1.91 | 0.492 | 1 | A |
| Dieldrin | ND | | ug/kg | 1.19 | 0.597 | 1 | A |
| 4,4'-DDE | ND | | ug/kg | 1.91 | 0.442 | 1 | A |
| 4,4'-DDD | ND | | ug/kg | 1.91 | 0.681 | 1 | A |
| 4,4'-DDT | ND | | ug/kg | 1.91 | 1.54 | 1 | A |
| Endosulfan I | ND | | ug/kg | 1.91 | 0.451 | 1 | A |
| Endosulfan II | ND | | ug/kg | 1.91 | 0.638 | 1 | A |
| Endosulfan sulfate | ND | | ug/kg | 0.796 | 0.379 | 1 | A |
| Methoxychlor | ND | | ug/kg | 3.58 | 1.11 | 1 | A |
| Toxaphene | ND | | ug/kg | 35.8 | 10.0 | 1 | A |
| cis-Chlordane | ND | | ug/kg | 2.39 | 0.666 | 1 | A |
| trans-Chlordane | ND | | ug/kg | 2.39 | 0.630 | 1 | A |
| Chlordane | ND | | ug/kg | 15.9 | 6.33 | 1 | A |

**Project Name:** NORTH MAIN STREET SITE **Lab Number:** L2304831

**Project Number:** 12814, PHASE 3 **Report Date:** 03/07/23

## SAMPLE RESULTS

| | | | |
|---|---|---|---|
| Lab ID: | L2304831-01 | Date Collected: | 01/27/23 09:00 |
| Client ID: | SB-207 (8.5-9) | Date Received: | 01/27/23 |
| Sample Location: | 128-156 NORTH MAIN ST. PORT CHESTER NY | Field Prep: | Not Specified |

Sample Depth:

| Parameter | Result | Qualifier | Units | RL | MDL | Dilution Factor | Column |
|---|---|---|---|---|---|---|---|
| Organochlorine Pesticides by GC - Westborough Lab | | | | | | | |

| Surrogate | % Recovery | Qualifier | Acceptance Criteria | Column |
|---|---|---|---|---|
| 2,4,5,6-Tetrachloro-m-xylene | 89 | | 30-150 | A |
| Decachlorobiphenyl | 60 | | 30-150 | A |
| 2,4,5,6-Tetrachloro-m-xylene | 86 | | 30-150 | B |
| Decachlorobiphenyl | 115 | | 30-150 | B |

**Project Name:** NORTH MAIN STREET SITE
**Project Number:** 12814, PHASE 3
**Lab Number:** L2304831
**Report Date:** 03/07/23

## SAMPLE RESULTS

Lab ID: L2304831-02
Client ID: SB-208 (2.5-3)
Sample Location: 128-156 NORTH MAIN ST. PORT CHESTER NY

Date Collected: 01/27/23 10:30
Date Received: 01/27/23
Field Prep: Not Specified

Sample Depth:
Matrix: Soil
Analytical Method: 1,8081B
Analytical Date: 02/01/23 15:14
Analyst: EJL
Percent Solids: 86%

Extraction Method: EPA 3546
Extraction Date: 01/31/23 18:26
Cleanup Method: EPA 3620B
Cleanup Date: 02/01/23
Cleanup Method: EPA 3660B
Cleanup Date: 02/02/23

| Parameter | Result | Qualifier | Units | RL | MDL | Dilution Factor | Column |
|---|---|---|---|---|---|---|---|
| Organochlorine Pesticides by GC - Westborough Lab | | | | | | | |
| Delta-BHC | ND | | ug/kg | 1.80 | 0.352 | 1 | A |
| Lindane | ND | | ug/kg | 0.749 | 0.335 | 1 | A |
| Alpha-BHC | ND | | ug/kg | 0.749 | 0.213 | 1 | A |
| Beta-BHC | ND | | ug/kg | 1.80 | 0.681 | 1 | A |
| Heptachlor | ND | | ug/kg | 0.898 | 0.403 | 1 | A |
| Aldrin | ND | | ug/kg | 1.80 | 0.633 | 1 | A |
| Heptachlor epoxide | ND | | ug/kg | 3.37 | 1.01 | 1 | A |
| Endrin | ND | | ug/kg | 0.749 | 0.307 | 1 | A |
| Endrin aldehyde | ND | | ug/kg | 2.24 | 0.786 | 1 | A |
| Endrin ketone | ND | | ug/kg | 1.80 | 0.463 | 1 | A |
| Dieldrin | ND | | ug/kg | 1.12 | 0.561 | 1 | A |
| 4,4'-DDE | ND | | ug/kg | 1.80 | 0.415 | 1 | A |
| 4,4'-DDD | ND | | ug/kg | 1.80 | 0.641 | 1 | A |
| 4,4'-DDT | ND | | ug/kg | 1.80 | 1.44 | 1 | A |
| Endosulfan I | ND | | ug/kg | 1.80 | 0.424 | 1 | A |
| Endosulfan II | ND | | ug/kg | 1.80 | 0.600 | 1 | A |
| Endosulfan sulfate | ND | | ug/kg | 0.749 | 0.356 | 1 | A |
| Methoxychlor | ND | | ug/kg | 3.37 | 1.05 | 1 | A |
| Toxaphene | ND | | ug/kg | 33.7 | 9.43 | 1 | A |
| cis-Chlordane | ND | | ug/kg | 2.24 | 0.626 | 1 | A |
| trans-Chlordane | ND | | ug/kg | 2.24 | 0.593 | 1 | A |
| Chlordane | ND | | ug/kg | 15.0 | 5.95 | 1 | A |

**Project Name:** NORTH MAIN STREET SITE **Lab Number:** L2304831

**Project Number:** 12814, PHASE 3 **Report Date:** 03/07/23

## SAMPLE RESULTS

| | | | |
|---|---|---|---|
| Lab ID: | L2304831-02 | Date Collected: | 01/27/23 10:30 |
| Client ID: | SB-208 (2.5-3) | Date Received: | 01/27/23 |
| Sample Location: | 128-156 NORTH MAIN ST. PORT CHESTER NY | Field Prep: | Not Specified |

Sample Depth:

| Parameter | Result | Qualifier | Units | RL | MDL | Dilution Factor | Column |
|---|---|---|---|---|---|---|---|
| Organochlorine Pesticides by GC - Westborough Lab | | | | | | | |

| Surrogate | % Recovery | Qualifier | Acceptance Criteria | Column |
|---|---|---|---|---|
| 2,4,5,6-Tetrachloro-m-xylene | **189** | Q | 30-150 | A |
| Decachlorobiphenyl | 53 | | 30-150 | A |
| 2,4,5,6-Tetrachloro-m-xylene | 83 | | 30-150 | B |
| Decachlorobiphenyl | 104 | | 30-150 | B |

**Project Name:** NORTH MAIN STREET SITE
**Project Number:** 12814, PHASE 3

**Lab Number:** L2304831
**Report Date:** 03/07/23

## SAMPLE RESULTS

Lab ID: L2304831-03
Client ID: SB-209 (2.5-3)
Sample Location: 128-156 NORTH MAIN ST. PORT CHESTER NY

Date Collected: 01/27/23 12:20
Date Received: 01/27/23
Field Prep: Not Specified

Sample Depth:
Matrix: Soil
Analytical Method: 1,8081B
Analytical Date: 02/01/23 15:27
Analyst: EJL
Percent Solids: 92%

Extraction Method: EPA 3546
Extraction Date: 01/31/23 18:26
Cleanup Method: EPA 3620B
Cleanup Date: 02/01/23
Cleanup Method: EPA 3660B
Cleanup Date: 02/02/23

| Parameter | Result | Qualifier | Units | RL | MDL | Dilution Factor | Column |
|---|---|---|---|---|---|---|---|
| Organochlorine Pesticides by GC - Westborough Lab | | | | | | | |
| Delta-BHC | ND | | ug/kg | 1.63 | 0.320 | 1 | A |
| Lindane | ND | | ug/kg | 0.681 | 0.304 | 1 | A |
| Alpha-BHC | ND | | ug/kg | 0.681 | 0.193 | 1 | A |
| Beta-BHC | ND | | ug/kg | 1.63 | 0.620 | 1 | A |
| Heptachlor | ND | | ug/kg | 0.817 | 0.366 | 1 | A |
| Aldrin | ND | | ug/kg | 1.63 | 0.576 | 1 | A |
| Heptachlor epoxide | ND | | ug/kg | 3.06 | 0.920 | 1 | A |
| Endrin | ND | | ug/kg | 0.681 | 0.279 | 1 | A |
| Endrin aldehyde | ND | | ug/kg | 2.04 | 0.715 | 1 | A |
| Endrin ketone | ND | | ug/kg | 1.63 | 0.421 | 1 | A |
| Dieldrin | ND | | ug/kg | 1.02 | 0.511 | 1 | A |
| 4,4'-DDE | 0.394 | J | ug/kg | 1.63 | 0.378 | 1 | B |
| 4,4'-DDD | ND | | ug/kg | 1.63 | 0.583 | 1 | A |
| 4,4'-DDT | ND | | ug/kg | 1.63 | 1.31 | 1 | A |
| Endosulfan I | ND | | ug/kg | 1.63 | 0.386 | 1 | A |
| Endosulfan II | ND | | ug/kg | 1.63 | 0.546 | 1 | A |
| Endosulfan sulfate | ND | | ug/kg | 0.681 | 0.324 | 1 | A |
| Methoxychlor | ND | | ug/kg | 3.06 | 0.954 | 1 | A |
| Toxaphene | ND | | ug/kg | 30.6 | 8.58 | 1 | A |
| cis-Chlordane | ND | | ug/kg | 2.04 | 0.569 | 1 | A |
| trans-Chlordane | ND | | ug/kg | 2.04 | 0.539 | 1 | A |
| Chlordane | ND | | ug/kg | 13.6 | 5.42 | 1 | A |

**Project Name:** NORTH MAIN STREET SITE **Lab Number:** L2304831

**Project Number:** 12814, PHASE 3 **Report Date:** 03/07/23

## SAMPLE RESULTS

| | | | |
|---|---|---|---|
| Lab ID: | L2304831-03 | Date Collected: | 01/27/23 12:20 |
| Client ID: | SB-209 (2.5-3) | Date Received: | 01/27/23 |
| Sample Location: | 128-156 NORTH MAIN ST. PORT CHESTER NY | Field Prep: | Not Specified |

Sample Depth:

| Parameter | Result | Qualifier | Units | RL | MDL | Dilution Factor | Column |
|---|---|---|---|---|---|---|---|
| Organochlorine Pesticides by GC - Westborough Lab | | | | | | | |

| Surrogate | % Recovery | Qualifier | Acceptance Criteria | Column |
|---|---|---|---|---|
| 2,4,5,6-Tetrachloro-m-xylene | 53 | | 30-150 | A |
| Decachlorobiphenyl | 32 | | 30-150 | A |
| 2,4,5,6-Tetrachloro-m-xylene | 50 | | 30-150 | B |
| Decachlorobiphenyl | 59 | | 30-150 | B |

**Project Name:** NORTH MAIN STREET SITE
**Project Number:** 12814, PHASE 3
**Lab Number:** L2304831
**Report Date:** 03/07/23

## SAMPLE RESULTS

Lab ID: L2304831-04
Client ID: TWP-202
Sample Location: 128-156 NORTH MAIN ST. PORT CHESTER NY

Date Collected: 01/27/23 12:40
Date Received: 01/27/23
Field Prep: Not Specified

Sample Depth:
Matrix: Water
Analytical Method: 1,8081B
Analytical Date: 02/02/23 17:13
Analyst: EJL

Extraction Method: EPA 3510C
Extraction Date: 01/31/23 12:01

| Parameter | Result | Qualifier | Units | RL | MDL | Dilution Factor | Column |
|---|---|---|---|---|---|---|---|
| Organochlorine Pesticides by GC - Westborough Lab | | | | | | | |
| Delta-BHC | ND | | ug/l | 0.014 | 0.003 | 1 | A |
| Lindane | ND | | ug/l | 0.014 | 0.003 | 1 | A |
| Alpha-BHC | ND | | ug/l | 0.014 | 0.003 | 1 | A |
| Beta-BHC | ND | | ug/l | 0.014 | 0.004 | 1 | A |
| Heptachlor | ND | | ug/l | 0.014 | 0.002 | 1 | A |
| Aldrin | ND | | ug/l | 0.014 | 0.002 | 1 | A |
| Heptachlor epoxide | ND | | ug/l | 0.014 | 0.003 | 1 | A |
| Endrin | ND | | ug/l | 0.029 | 0.003 | 1 | A |
| Endrin aldehyde | ND | | ug/l | 0.029 | 0.006 | 1 | A |
| Endrin ketone | ND | | ug/l | 0.029 | 0.003 | 1 | A |
| Dieldrin | ND | | ug/l | 0.029 | 0.003 | 1 | A |
| 4,4'-DDE | ND | | ug/l | 0.029 | 0.003 | 1 | A |
| 4,4'-DDD | ND | | ug/l | 0.029 | 0.003 | 1 | A |
| 4,4'-DDT | ND | | ug/l | 0.029 | 0.003 | 1 | A |
| Endosulfan I | ND | | ug/l | 0.014 | 0.002 | 1 | A |
| Endosulfan II | ND | | ug/l | 0.029 | 0.004 | 1 | A |
| Endosulfan sulfate | ND | | ug/l | 0.029 | 0.003 | 1 | A |
| Methoxychlor | ND | | ug/l | 0.143 | 0.005 | 1 | A |
| Toxaphene | ND | | ug/l | 0.143 | 0.045 | 1 | A |
| cis-Chlordane | ND | | ug/l | 0.014 | 0.005 | 1 | A |
| trans-Chlordane | ND | | ug/l | 0.014 | 0.004 | 1 | A |
| Chlordane | ND | | ug/l | 0.143 | 0.033 | 1 | A |

**Project Name:** NORTH MAIN STREET SITE **Lab Number:** L2304831

**Project Number:** 12814, PHASE 3 **Report Date:** 03/07/23

## SAMPLE RESULTS

| | | | |
|---|---|---|---|
| Lab ID: | L2304831-04 | Date Collected: | 01/27/23 12:40 |
| Client ID: | TWP-202 | Date Received: | 01/27/23 |
| Sample Location: | 128-156 NORTH MAIN ST. PORT CHESTER NY | Field Prep: | Not Specified |

Sample Depth:

| Parameter | Result | Qualifier | Units | RL | MDL | Dilution Factor | Column |
|---|---|---|---|---|---|---|---|
| Organochlorine Pesticides by GC - Westborough Lab | | | | | | | |

| Surrogate | % Recovery | Qualifier | Acceptance Criteria | Column |
|---|---|---|---|---|
| 2,4,5,6-Tetrachloro-m-xylene | 65 | | 30-150 | A |
| Decachlorobiphenyl | 30 | | 30-150 | A |
| 2,4,5,6-Tetrachloro-m-xylene | 59 | | 30-150 | B |
| Decachlorobiphenyl | 65 | | 30-150 | B |

**Project Name:** NORTH MAIN STREET SITE
**Project Number:** 12814, PHASE 3

**Lab Number:** L2304831
**Report Date:** 03/07/23

# Method Blank Analysis
## Batch Quality Control

Analytical Method: 1,8081B
Analytical Date: 02/02/23 14:17
Analyst: EJL

Extraction Method: EPA 3510C
Extraction Date: 01/31/23 12:01

| Parameter | Result | Qualifier | Units | RL | MDL | Column |
|---|---|---|---|---|---|---|
| Organochlorine Pesticides by GC - Westborough Lab for sample(s): 04 Batch: WG1739199-1 | | | | | | |
| Delta-BHC | ND | | ug/l | 0.014 | 0.003 | A |
| Lindane | ND | | ug/l | 0.014 | 0.003 | A |
| Alpha-BHC | ND | | ug/l | 0.014 | 0.003 | A |
| Beta-BHC | ND | | ug/l | 0.014 | 0.004 | A |
| Heptachlor | ND | | ug/l | 0.014 | 0.002 | A |
| Aldrin | ND | | ug/l | 0.014 | 0.002 | A |
| Heptachlor epoxide | ND | | ug/l | 0.014 | 0.003 | A |
| Endrin | ND | | ug/l | 0.029 | 0.003 | A |
| Endrin aldehyde | ND | | ug/l | 0.029 | 0.006 | A |
| Endrin ketone | ND | | ug/l | 0.029 | 0.003 | A |
| Dieldrin | ND | | ug/l | 0.029 | 0.003 | A |
| 4,4'-DDE | ND | | ug/l | 0.029 | 0.003 | A |
| 4,4'-DDD | ND | | ug/l | 0.029 | 0.003 | A |
| 4,4'-DDT | ND | | ug/l | 0.029 | 0.003 | A |
| Endosulfan I | ND | | ug/l | 0.014 | 0.002 | A |
| Endosulfan II | ND | | ug/l | 0.029 | 0.004 | A |
| Endosulfan sulfate | ND | | ug/l | 0.029 | 0.003 | A |
| Methoxychlor | ND | | ug/l | 0.143 | 0.005 | A |
| Toxaphene | ND | | ug/l | 0.143 | 0.045 | A |
| cis-Chlordane | ND | | ug/l | 0.014 | 0.005 | A |
| trans-Chlordane | ND | | ug/l | 0.014 | 0.004 | A |
| Chlordane | ND | | ug/l | 0.143 | 0.033 | A |

**Project Name:** NORTH MAIN STREET SITE
**Project Number:** 12814, PHASE 3

**Lab Number:** L2304831
**Report Date:** 03/07/23

# Method Blank Analysis
## Batch Quality Control

Analytical Method: 1,8081B
Analytical Date: 02/02/23 14:17
Analyst: EJL

Extraction Method: EPA 3510C
Extraction Date: 01/31/23 12:01

| Parameter | Result | Qualifier | Units | RL | MDL | Column |
|---|---|---|---|---|---|---|
| Organochlorine Pesticides by GC - Westborough Lab for sample(s): 04 Batch: WG1739199-1 | | | | | | |

| Surrogate | %Recovery | Qualifier | Acceptance Criteria | Column |
|---|---|---|---|---|
| 2,4,5,6-Tetrachloro-m-xylene | 60 | | 30-150 | A |
| Decachlorobiphenyl | 44 | | 30-150 | A |
| 2,4,5,6-Tetrachloro-m-xylene | 57 | | 30-150 | B |
| Decachlorobiphenyl | 69 | | 30-150 | B |

**Project Name:** NORTH MAIN STREET SITE
**Project Number:** 12814, PHASE 3

**Lab Number:** L2304831
**Report Date:** 03/07/23

# Method Blank Analysis
## Batch Quality Control

Analytical Method: 1,8081B
Analytical Date: 02/01/23 14:24
Analyst: EJL

Extraction Method: EPA 3546
Extraction Date: 01/31/23 18:26
Cleanup Method: EPA 3620B
Cleanup Date: 02/01/23
Cleanup Method: EPA 3660B
Cleanup Date: 02/01/23

| Parameter | Result | Qualifier | Units | RL | MDL | Column |
|---|---|---|---|---|---|---|
| Organochlorine Pesticides by GC - Westborough Lab for sample(s): 01-03 Batch: WG1739340-1 | | | | | | |
| Delta-BHC | ND | | ug/kg | 1.52 | 0.299 | A |
| Lindane | ND | | ug/kg | 0.636 | 0.284 | A |
| Alpha-BHC | ND | | ug/kg | 0.636 | 0.180 | A |
| Beta-BHC | ND | | ug/kg | 1.52 | 0.578 | A |
| Heptachlor | ND | | ug/kg | 0.763 | 0.342 | A |
| Aldrin | ND | | ug/kg | 1.52 | 0.537 | A |
| Heptachlor epoxide | ND | | ug/kg | 2.86 | 0.858 | A |
| Endrin | ND | | ug/kg | 0.636 | 0.261 | A |
| Endrin aldehyde | ND | | ug/kg | 1.91 | 0.668 | A |
| Endrin ketone | ND | | ug/kg | 1.52 | 0.393 | A |
| Dieldrin | ND | | ug/kg | 0.954 | 0.477 | A |
| 4,4'-DDE | ND | | ug/kg | 1.52 | 0.353 | A |
| 4,4'-DDD | ND | | ug/kg | 1.52 | 0.544 | A |
| 4,4'-DDT | ND | | ug/kg | 1.52 | 1.23 | A |
| Endosulfan I | ND | | ug/kg | 1.52 | 0.360 | A |
| Endosulfan II | ND | | ug/kg | 1.52 | 0.510 | A |
| Endosulfan sulfate | ND | | ug/kg | 0.636 | 0.303 | A |
| Methoxychlor | ND | | ug/kg | 2.86 | 0.890 | A |
| Toxaphene | ND | | ug/kg | 28.6 | 8.01 | A |
| cis-Chlordane | ND | | ug/kg | 1.91 | 0.531 | A |
| trans-Chlordane | ND | | ug/kg | 1.91 | 0.503 | A |
| Chlordane | ND | | ug/kg | 12.7 | 5.05 | A |

**Project Name:** NORTH MAIN STREET SITE
**Project Number:** 12814, PHASE 3

**Lab Number:** L2304831
**Report Date:** 03/07/23

# Method Blank Analysis
## Batch Quality Control

Analytical Method: 1,8081B
Analytical Date: 02/01/23 14:24
Analyst: EJL

Extraction Method: EPA 3546
Extraction Date: 01/31/23 18:26
Cleanup Method: EPA 3620B
Cleanup Date: 02/01/23
Cleanup Method: EPA 3660B
Cleanup Date: 02/01/23

| Parameter | Result | Qualifier | Units | RL | MDL | Column |
|---|---|---|---|---|---|---|
| Organochlorine Pesticides by GC - Westborough Lab for sample(s): 01-03 Batch: WG1739340-1 | | | | | | |

| Surrogate | %Recovery | Qualifier | Acceptance Criteria | Column |
|---|---|---|---|---|
| 2,4,5,6-Tetrachloro-m-xylene | 70 | | 30-150 | A |
| Decachlorobiphenyl | 43 | | 30-150 | A |
| 2,4,5,6-Tetrachloro-m-xylene | 65 | | 30-150 | B |
| Decachlorobiphenyl | 79 | | 30-150 | B |

# Lab Control Sample Analysis
## Batch Quality Control

**Project Name:** NORTH MAIN STREET SITE
**Project Number:** 12814, PHASE 3

**Lab Number:** L2304831
**Report Date:** 03/07/23

| Parameter | LCS %Recovery | Qual | LCSD %Recovery | Qual | %Recovery Limits | RPD | Qual | RPD Limits | Column |
|---|---|---|---|---|---|---|---|---|---|
| Organochlorine Pesticides by GC - Westborough Lab Associated sample(s): 04 Batch: WG1739199-2 WG1739199-3 | | | | | | | | | |
| Delta-BHC | 53 | | 53 | | 30-150 | 0 | | 20 | A |
| Lindane | 59 | | 63 | | 30-150 | 7 | | 20 | A |
| Alpha-BHC | 66 | | 68 | | 30-150 | 4 | | 20 | A |
| Beta-BHC | 59 | | 62 | | 30-150 | 4 | | 20 | A |
| Heptachlor | 60 | | 65 | | 30-150 | 7 | | 20 | A |
| Aldrin | 59 | | 62 | | 30-150 | 5 | | 20 | A |
| Heptachlor epoxide | 60 | | 65 | | 30-150 | 8 | | 20 | A |
| Endrin | 63 | | 67 | | 30-150 | 6 | | 20 | A |
| Endrin aldehyde | 50 | | 45 | | 30-150 | 11 | | 20 | A |
| Endrin ketone | 69 | | 73 | | 30-150 | 4 | | 20 | A |
| Dieldrin | 64 | | 70 | | 30-150 | 9 | | 20 | A |
| 4,4'-DDE | 60 | | 66 | | 30-150 | 9 | | 20 | A |
| 4,4'-DDD | 67 | | 72 | | 30-150 | 8 | | 20 | A |
| 4,4'-DDT | 58 | | 66 | | 30-150 | 13 | | 20 | A |
| Endosulfan I | 60 | | 65 | | 30-150 | 8 | | 20 | A |
| Endosulfan II | 63 | | 65 | | 30-150 | 3 | | 20 | A |
| Endosulfan sulfate | 57 | | 56 | | 30-150 | 1 | | 20 | A |
| Methoxychlor | 64 | | 66 | | 30-150 | 4 | | 20 | A |
| cis-Chlordane | 53 | | 59 | | 30-150 | 11 | | 20 | A |
| trans-Chlordane | 66 | | 71 | | 30-150 | 8 | | 20 | A |

# Lab Control Sample Analysis

## Batch Quality Control

**Project Name:** NORTH MAIN STREET SITE

**Project Number:** 12814, PHASE 3

**Lab Number:** L2304831

**Report Date:** 03/07/23

| Parameter | LCS %Recovery | Qual | LCSD %Recovery | Qual | %Recovery Limits | RPD | Qual | RPD Limits |
|---|---|---|---|---|---|---|---|---|
| Organochlorine Pesticides by GC - Westborough Lab Associated sample(s): 04 Batch: WG1739199-2 WG1739199-3 | | | | | | | | |

| Surrogate | LCS %Recovery | Qual | LCSD %Recovery | Qual | Acceptance Criteria | Column |
|---|---|---|---|---|---|---|
| 2,4,5,6-Tetrachloro-m-xylene | 55 | | 57 | | 30-150 | A |
| Decachlorobiphenyl | 40 | | 45 | | 30-150 | A |
| 2,4,5,6-Tetrachloro-m-xylene | 50 | | 55 | | 30-150 | B |
| Decachlorobiphenyl | 62 | | 71 | | 30-150 | B |

# Lab Control Sample Analysis
## Batch Quality Control

**Project Name:** NORTH MAIN STREET SITE
**Project Number:** 12814, PHASE 3

**Lab Number:** L2304831
**Report Date:** 03/07/23

| Parameter | LCS %Recovery | Qual | LCSD %Recovery | Qual | %Recovery Limits | RPD | Qual | RPD Limits | Column |
|---|---|---|---|---|---|---|---|---|---|
| Organochlorine Pesticides by GC - Westborough Lab Associated sample(s): 01-03 Batch: WG1739340-2 WG1739340-3 | | | | | | | | | |
| Delta-BHC | 81 | | 68 | | 30-150 | 17 | | 30 | A |
| Lindane | 90 | | 75 | | 30-150 | 18 | | 30 | A |
| Alpha-BHC | 95 | | 79 | | 30-150 | 18 | | 30 | A |
| Beta-BHC | 85 | | 73 | | 30-150 | 15 | | 30 | A |
| Heptachlor | 95 | | 81 | | 30-150 | 16 | | 30 | A |
| Aldrin | 86 | | 73 | | 30-150 | 16 | | 30 | A |
| Heptachlor epoxide | 78 | | 66 | | 30-150 | 17 | | 30 | A |
| Endrin | 93 | | 78 | | 30-150 | 18 | | 30 | A |
| Endrin aldehyde | 71 | | 64 | | 30-150 | 10 | | 30 | A |
| Endrin ketone | 98 | | 85 | | 30-150 | 14 | | 30 | A |
| Dieldrin | 96 | | 81 | | 30-150 | 17 | | 30 | A |
| 4,4'-DDE | 90 | | 76 | | 30-150 | 17 | | 30 | A |
| 4,4'-DDD | 101 | | 84 | | 30-150 | 18 | | 30 | A |
| 4,4'-DDT | 94 | | 80 | | 30-150 | 16 | | 30 | A |
| Endosulfan I | 88 | | 74 | | 30-150 | 17 | | 30 | A |
| Endosulfan II | 95 | | 80 | | 30-150 | 17 | | 30 | A |
| Endosulfan sulfate | 76 | | 65 | | 30-150 | 16 | | 30 | A |
| Methoxychlor | 86 | | 80 | | 30-150 | 7 | | 30 | A |
| cis-Chlordane | 76 | | 65 | | 30-150 | 16 | | 30 | A |
| trans-Chlordane | 99 | | 85 | | 30-150 | 15 | | 30 | A |

# Lab Control Sample Analysis

## Batch Quality Control

**Project Name:** NORTH MAIN STREET SITE

**Project Number:** 12814, PHASE 3

**Lab Number:** L2304831

**Report Date:** 03/07/23

| Parameter | LCS %Recovery | Qual | LCSD %Recovery | Qual | %Recovery Limits | RPD | Qual | RPD Limits |
|---|---|---|---|---|---|---|---|---|
| Organochlorine Pesticides by GC - Westborough Lab Associated sample(s): 01-03 Batch: WG1739340-2 WG1739340-3 | | | | | | | | |

| Surrogate | LCS %Recovery | Qual | LCSD %Recovery | Qual | Acceptance Criteria | Column |
|---|---|---|---|---|---|---|
| 2,4,5,6-Tetrachloro-m-xylene | 94 | | 80 | | 30-150 | A |
| Decachlorobiphenyl | 57 | | 53 | | 30-150 | A |
| 2,4,5,6-Tetrachloro-m-xylene | 91 | | 79 | | 30-150 | B |
| Decachlorobiphenyl | 114 | | 98 | | 30-150 | B |

# METALS

**Project Name:** NORTH MAIN STREET SITE **Lab Number:** L2304831

**Project Number:** 12814, PHASE 3 **Report Date:** 03/07/23

## SAMPLE RESULTS

Lab ID: L2304831-01 Date Collected: 01/27/23 09:00

Client ID: SB-207 (8.5-9) Date Received: 01/27/23

Sample Location: 128-156 NORTH MAIN ST. PORT CHESTER NY Field Prep: Not Specified

Sample Depth:

Matrix: Soil

Percent Solids: 79%

| Parameter | Result | Qualifier | Units | RL | MDL | Dilution Factor | Date Prepared | Date Analyzed | Prep Method | Analytical Method | Analyst |
|---|---|---|---|---|---|---|---|---|---|---|---|
| **Total Metals - Mansfield Lab** | | | | | | | | | | | |
| Aluminum, Total | 6620 | | mg/kg | 9.71 | 2.62 | 2 | 01/31/23 21:04 | 02/01/23 14:31 | EPA 3050B | 1,6010D | AMW |
| Antimony, Total | ND | | mg/kg | 4.86 | 0.369 | 2 | 01/31/23 21:04 | 02/01/23 20:07 | EPA 3050B | 1,6010D | AMW |
| Arsenic, Total | 1.18 | | mg/kg | 0.971 | 0.202 | 2 | 01/31/23 21:04 | 02/01/23 14:31 | EPA 3050B | 1,6010D | AMW |
| Barium, Total | 37.5 | | mg/kg | 0.971 | 0.169 | 2 | 01/31/23 21:04 | 02/01/23 14:31 | EPA 3050B | 1,6010D | AMW |
| Beryllium, Total | ND | | mg/kg | 0.486 | 0.032 | 2 | 01/31/23 21:04 | 02/01/23 14:31 | EPA 3050B | 1,6010D | AMW |
| Cadmium, Total | ND | | mg/kg | 0.971 | 0.095 | 2 | 01/31/23 21:04 | 02/01/23 14:31 | EPA 3050B | 1,6010D | AMW |
| Calcium, Total | 2180 | | mg/kg | 9.71 | 3.40 | 2 | 01/31/23 21:04 | 02/01/23 14:31 | EPA 3050B | 1,6010D | AMW |
| Chromium, Total | 13.1 | | mg/kg | 0.971 | 0.093 | 2 | 01/31/23 21:04 | 02/01/23 14:31 | EPA 3050B | 1,6010D | AMW |
| Cobalt, Total | 4.70 | | mg/kg | 1.94 | 0.161 | 2 | 01/31/23 21:04 | 02/01/23 14:31 | EPA 3050B | 1,6010D | AMW |
| Copper, Total | 22.7 | | mg/kg | 0.971 | 0.250 | 2 | 01/31/23 21:04 | 02/01/23 20:07 | EPA 3050B | 1,6010D | AMW |
| Iron, Total | 11300 | | mg/kg | 4.86 | 0.877 | 2 | 01/31/23 21:04 | 02/01/23 14:31 | EPA 3050B | 1,6010D | AMW |
| Lead, Total | 3.06 | | mg/kg | 2.41 | 0.129 | 1 | 02/01/23 20:45 | 02/02/23 09:28 | EPA 3050B | 1,6010D | JMF |
| Magnesium, Total | 2860 | | mg/kg | 9.71 | 1.50 | 2 | 01/31/23 21:04 | 02/01/23 14:31 | EPA 3050B | 1,6010D | AMW |
| Manganese, Total | 118 | | mg/kg | 0.971 | 0.154 | 2 | 01/31/23 21:04 | 02/01/23 14:31 | EPA 3050B | 1,6010D | AMW |
| Mercury, Total | ND | | mg/kg | 0.083 | 0.054 | 1 | 01/31/23 22:13 | 02/02/23 11:17 | EPA 7471B | 1,7471B | DMB |
| Nickel, Total | 13.1 | | mg/kg | 2.43 | 0.235 | 2 | 01/31/23 21:04 | 02/01/23 14:31 | EPA 3050B | 1,6010D | AMW |
| Potassium, Total | 1750 | | mg/kg | 243 | 14.0 | 2 | 01/31/23 21:04 | 02/01/23 14:31 | EPA 3050B | 1,6010D | AMW |
| Selenium, Total | 0.340 | J | mg/kg | 1.94 | 0.250 | 2 | 01/31/23 21:04 | 02/01/23 14:31 | EPA 3050B | 1,6010D | AMW |
| Silver, Total | ND | | mg/kg | 0.486 | 0.275 | 2 | 01/31/23 21:04 | 02/01/23 14:31 | EPA 3050B | 1,6010D | AMW |
| Sodium, Total | 115 | J | mg/kg | 194 | 3.06 | 2 | 01/31/23 21:04 | 02/01/23 14:31 | EPA 3050B | 1,6010D | AMW |
| Thallium, Total | ND | | mg/kg | 1.94 | 0.306 | 2 | 01/31/23 21:04 | 02/01/23 14:31 | EPA 3050B | 1,6010D | AMW |
| Vanadium, Total | 16.6 | | mg/kg | 0.971 | 0.197 | 2 | 01/31/23 21:04 | 02/01/23 14:31 | EPA 3050B | 1,6010D | AMW |
| Zinc, Total | 28.5 | | mg/kg | 4.86 | 0.284 | 2 | 01/31/23 21:04 | 02/01/23 20:07 | EPA 3050B | 1,6010D | AMW |

**Project Name:** NORTH MAIN STREET SITE **Lab Number:** L2304831

**Project Number:** 12814, PHASE 3 **Report Date:** 03/07/23

**SAMPLE RESULTS**

Lab ID: L2304831-02 Date Collected: 01/27/23 10:30

Client ID: SB-208 (2.5-3) Date Received: 01/27/23

Sample Location: 128-156 NORTH MAIN ST. PORT CHESTER NY Field Prep: Not Specified

Sample Depth:

Matrix: Soil

Percent Solids: 86%

| Parameter | Result | Qualifier | Units | RL | MDL | Dilution Factor | Date Prepared | Date Analyzed | Prep Method | Analytical Method | Analyst |
|---|---|---|---|---|---|---|---|---|---|---|---|
| **Total Metals - Mansfield Lab** | | | | | | | | | | | |
| Aluminum, Total | 6920 | | mg/kg | 8.80 | 2.38 | 2 | 01/31/23 21:04 | 02/01/23 20:12 | EPA 3050B | 1,6010D | AMW |
| Antimony, Total | 1.68 | J | mg/kg | 4.40 | 0.334 | 2 | 01/31/23 21:04 | 02/01/23 20:12 | EPA 3050B | 1,6010D | AMW |
| Arsenic, Total | 12.9 | | mg/kg | 0.880 | 0.183 | 2 | 01/31/23 21:04 | 02/01/23 20:12 | EPA 3050B | 1,6010D | AMW |
| Barium, Total | 219 | | mg/kg | 0.880 | 0.153 | 2 | 01/31/23 21:04 | 02/01/23 20:12 | EPA 3050B | 1,6010D | AMW |
| Beryllium, Total | 0.082 | J | mg/kg | 0.440 | 0.029 | 2 | 01/31/23 21:04 | 02/01/23 20:12 | EPA 3050B | 1,6010D | AMW |
| Cadmium, Total | 0.692 | J | mg/kg | 0.880 | 0.086 | 2 | 01/31/23 21:04 | 02/01/23 20:12 | EPA 3050B | 1,6010D | AMW |
| Calcium, Total | 28900 | | mg/kg | 8.80 | 3.08 | 2 | 01/31/23 21:04 | 02/01/23 20:12 | EPA 3050B | 1,6010D | AMW |
| Chromium, Total | 13.0 | | mg/kg | 0.880 | 0.085 | 2 | 01/31/23 21:04 | 02/01/23 20:12 | EPA 3050B | 1,6010D | AMW |
| Cobalt, Total | 10.6 | | mg/kg | 1.76 | 0.146 | 2 | 01/31/23 21:04 | 02/01/23 20:12 | EPA 3050B | 1,6010D | AMW |
| Copper, Total | 54.7 | | mg/kg | 0.880 | 0.227 | 2 | 01/31/23 21:04 | 02/01/23 20:12 | EPA 3050B | 1,6010D | AMW |
| Iron, Total | 25700 | | mg/kg | 4.40 | 0.794 | 2 | 01/31/23 21:04 | 02/01/23 20:12 | EPA 3050B | 1,6010D | AMW |
| Lead, Total | 2070 | | mg/kg | 2.30 | 0.123 | 1 | 02/01/23 20:45 | 02/02/23 14:49 | EPA 3050B | 1,6010D | JMF |
| Magnesium, Total | 5580 | | mg/kg | 8.80 | 1.36 | 2 | 01/31/23 21:04 | 02/01/23 20:12 | EPA 3050B | 1,6010D | AMW |
| Manganese, Total | 182 | | mg/kg | 0.880 | 0.140 | 2 | 01/31/23 21:04 | 02/01/23 20:12 | EPA 3050B | 1,6010D | AMW |
| Mercury, Total | 2.44 | | mg/kg | 0.083 | 0.054 | 1 | 01/31/23 22:13 | 02/02/23 11:27 | EPA 7471B | 1,7471B | DMB |
| Nickel, Total | 25.7 | | mg/kg | 2.20 | 0.213 | 2 | 01/31/23 21:04 | 02/01/23 20:12 | EPA 3050B | 1,6010D | AMW |
| Potassium, Total | 764 | | mg/kg | 220 | 12.7 | 2 | 01/31/23 21:04 | 02/01/23 20:12 | EPA 3050B | 1,6010D | AMW |
| Selenium, Total | 2.53 | | mg/kg | 1.76 | 0.227 | 2 | 01/31/23 21:04 | 02/01/23 20:12 | EPA 3050B | 1,6010D | AMW |
| Silver, Total | 0.622 | | mg/kg | 0.440 | 0.249 | 2 | 01/31/23 21:04 | 02/01/23 20:12 | EPA 3050B | 1,6010D | AMW |
| Sodium, Total | 191 | | mg/kg | 176 | 2.77 | 2 | 01/31/23 21:04 | 02/01/23 20:12 | EPA 3050B | 1,6010D | AMW |
| Thallium, Total | 0.296 | J | mg/kg | 1.76 | 0.277 | 2 | 01/31/23 21:04 | 02/01/23 20:12 | EPA 3050B | 1,6010D | AMW |
| Vanadium, Total | 20.3 | | mg/kg | 0.880 | 0.179 | 2 | 01/31/23 21:04 | 02/01/23 20:12 | EPA 3050B | 1,6010D | AMW |
| Zinc, Total | 360 | | mg/kg | 4.40 | 0.258 | 2 | 01/31/23 21:04 | 02/01/23 20:12 | EPA 3050B | 1,6010D | AMW |

**Project Name:** NORTH MAIN STREET SITE
**Lab Number:** L2304831
**Project Number:** 12814, PHASE 3
**Report Date:** 03/07/23

## SAMPLE RESULTS

Lab ID: L2304831-03
Client ID: SB-209 (2.5-3)
Sample Location: 128-156 NORTH MAIN ST. PORT CHESTER NY

Date Collected: 01/27/23 12:20
Date Received: 01/27/23
Field Prep: Not Specified

Sample Depth:
Matrix: Soil
Percent Solids: 92%

| Parameter | Result | Qualifier | Units | RL | MDL | Dilution Factor | Date Prepared | Date Analyzed | Prep Method | Analytical Method | Analyst |
|---|---|---|---|---|---|---|---|---|---|---|---|
| **Total Metals - Mansfield Lab** | | | | | | | | | | | |
| Aluminum, Total | 3560 | | mg/kg | 8.44 | 2.28 | 2 | 01/31/23 21:04 | 02/01/23 20:16 | EPA 3050B | 1,6010D | AMW |
| Antimony, Total | ND | | mg/kg | 4.22 | 0.320 | 2 | 01/31/23 21:04 | 02/01/23 20:16 | EPA 3050B | 1,6010D | AMW |
| Arsenic, Total | 0.449 | J | mg/kg | 0.844 | 0.175 | 2 | 01/31/23 21:04 | 02/01/23 20:16 | EPA 3050B | 1,6010D | AMW |
| Barium, Total | 28.5 | | mg/kg | 0.844 | 0.147 | 2 | 01/31/23 21:04 | 02/01/23 20:16 | EPA 3050B | 1,6010D | AMW |
| Beryllium, Total | ND | | mg/kg | 0.422 | 0.028 | 2 | 01/31/23 21:04 | 02/01/23 20:16 | EPA 3050B | 1,6010D | AMW |
| Cadmium, Total | ND | | mg/kg | 0.844 | 0.083 | 2 | 01/31/23 21:04 | 02/01/23 20:16 | EPA 3050B | 1,6010D | AMW |
| Calcium, Total | 1180 | | mg/kg | 8.44 | 2.95 | 2 | 01/31/23 21:04 | 02/01/23 20:16 | EPA 3050B | 1,6010D | AMW |
| Chromium, Total | 8.52 | | mg/kg | 0.844 | 0.081 | 2 | 01/31/23 21:04 | 02/01/23 20:16 | EPA 3050B | 1,6010D | AMW |
| Cobalt, Total | 3.27 | | mg/kg | 1.69 | 0.140 | 2 | 01/31/23 21:04 | 02/01/23 20:16 | EPA 3050B | 1,6010D | AMW |
| Copper, Total | 11.0 | | mg/kg | 0.844 | 0.218 | 2 | 01/31/23 21:04 | 02/01/23 20:16 | EPA 3050B | 1,6010D | AMW |
| Iron, Total | 6420 | | mg/kg | 4.22 | 0.762 | 2 | 01/31/23 21:04 | 02/01/23 20:16 | EPA 3050B | 1,6010D | AMW |
| Lead, Total | 7.13 | | mg/kg | 2.12 | 0.113 | 1 | 02/01/23 20:45 | 02/02/23 14:54 | EPA 3050B | 1,6010D | JMF |
| Magnesium, Total | 1650 | | mg/kg | 8.44 | 1.30 | 2 | 01/31/23 21:04 | 02/01/23 20:16 | EPA 3050B | 1,6010D | AMW |
| Manganese, Total | 119 | | mg/kg | 0.844 | 0.134 | 2 | 01/31/23 21:04 | 02/01/23 20:16 | EPA 3050B | 1,6010D | AMW |
| Mercury, Total | ND | | mg/kg | 0.072 | 0.047 | 1 | 01/31/23 22:13 | 02/02/23 11:30 | EPA 7471B | 1,7471B | DMB |
| Nickel, Total | 9.66 | | mg/kg | 2.11 | 0.204 | 2 | 01/31/23 21:04 | 02/01/23 20:16 | EPA 3050B | 1,6010D | AMW |
| Potassium, Total | 1180 | | mg/kg | 211 | 12.1 | 2 | 01/31/23 21:04 | 02/01/23 20:16 | EPA 3050B | 1,6010D | AMW |
| Selenium, Total | 0.239 | J | mg/kg | 1.69 | 0.218 | 2 | 01/31/23 21:04 | 02/01/23 20:16 | EPA 3050B | 1,6010D | AMW |
| Silver, Total | ND | | mg/kg | 0.422 | 0.239 | 2 | 01/31/23 21:04 | 02/01/23 20:16 | EPA 3050B | 1,6010D | AMW |
| Sodium, Total | 80.2 | J | mg/kg | 169 | 2.66 | 2 | 01/31/23 21:04 | 02/01/23 20:16 | EPA 3050B | 1,6010D | AMW |
| Thallium, Total | ND | | mg/kg | 1.69 | 0.266 | 2 | 01/31/23 21:04 | 02/01/23 20:16 | EPA 3050B | 1,6010D | AMW |
| Vanadium, Total | 8.91 | | mg/kg | 0.844 | 0.171 | 2 | 01/31/23 21:04 | 02/01/23 20:16 | EPA 3050B | 1,6010D | AMW |
| Zinc, Total | 14.7 | | mg/kg | 4.22 | 0.247 | 2 | 01/31/23 21:04 | 02/01/23 20:16 | EPA 3050B | 1,6010D | AMW |

**Project Name:** NORTH MAIN STREET SITE
**Lab Number:** L2304831
**Project Number:** 12814, PHASE 3
**Report Date:** 03/07/23

## SAMPLE RESULTS

Lab ID: L2304831-04
Client ID: TWP-202
Sample Location: 128-156 NORTH MAIN ST. PORT CHESTER NY

Date Collected: 01/27/23 12:40
Date Received: 01/27/23
Field Prep: Not Specified

Sample Depth:
Matrix: Water

| Parameter | Result | Qualifier | Units | RL | MDL | Dilution Factor | Date Prepared | Date Analyzed | Prep Method | Analytical Method | Analyst |
|---|---|---|---|---|---|---|---|---|---|---|---|
| **Total Metals - Mansfield Lab** | | | | | | | | | | | |
| Aluminum, Total | 99.5 | | mg/l | 0.0100 | 0.00327 | 1 | 01/29/23 08:45 | 01/30/23 20:41 | EPA 3005A | 1,6020B | NTB |
| Antimony, Total | 0.00099 | J | mg/l | 0.00400 | 0.00042 | 1 | 01/29/23 08:45 | 01/30/23 20:41 | EPA 3005A | 1,6020B | NTB |
| Arsenic, Total | 0.03972 | | mg/l | 0.00050 | 0.00016 | 1 | 01/29/23 08:45 | 01/30/23 20:41 | EPA 3005A | 1,6020B | NTB |
| Barium, Total | 0.7017 | | mg/l | 0.00050 | 0.00017 | 1 | 01/29/23 08:45 | 01/30/23 20:41 | EPA 3005A | 1,6020B | NTB |
| Beryllium, Total | 0.00577 | | mg/l | 0.00050 | 0.00010 | 1 | 01/29/23 08:45 | 01/30/23 20:41 | EPA 3005A | 1,6020B | NTB |
| Cadmium, Total | 0.00147 | | mg/l | 0.00020 | 0.00005 | 1 | 01/29/23 08:45 | 01/30/23 20:41 | EPA 3005A | 1,6020B | NTB |
| Calcium, Total | 110. | | mg/l | 0.100 | 0.0394 | 1 | 01/29/23 08:45 | 01/30/23 20:41 | EPA 3005A | 1,6020B | NTB |
| Chromium, Total | 0.1864 | | mg/l | 0.00100 | 0.00017 | 1 | 01/29/23 08:45 | 01/30/23 20:41 | EPA 3005A | 1,6020B | NTB |
| Cobalt, Total | 0.2230 | | mg/l | 0.00050 | 0.00016 | 1 | 01/29/23 08:45 | 01/30/23 20:41 | EPA 3005A | 1,6020B | NTB |
| Copper, Total | 0.2187 | | mg/l | 0.00100 | 0.00038 | 1 | 01/29/23 08:45 | 01/30/23 20:41 | EPA 3005A | 1,6020B | NTB |
| Iron, Total | 217. | | mg/l | 0.0500 | 0.0191 | 1 | 01/29/23 08:45 | 01/30/23 20:41 | EPA 3005A | 1,6020B | NTB |
| Lead, Total | 0.2366 | | mg/l | 0.00100 | 0.00034 | 1 | 01/29/23 08:45 | 01/30/23 20:41 | EPA 3005A | 1,6020B | NTB |
| Magnesium, Total | 30.7 | | mg/l | 0.0700 | 0.0242 | 1 | 01/29/23 08:45 | 01/30/23 20:41 | EPA 3005A | 1,6020B | NTB |
| Manganese, Total | 9.192 | | mg/l | 0.01000 | 0.00440 | 10 | 01/29/23 08:45 | 01/30/23 21:18 | EPA 3005A | 1,6020B | NTB |
| Mercury, Total | 0.00127 | | mg/l | 0.00020 | 0.00009 | 1 | 01/29/23 09:30 | 01/29/23 17:16 | EPA 7470A | 1,7470A | AMW |
| Nickel, Total | 0.2122 | | mg/l | 0.00200 | 0.00055 | 1 | 01/29/23 08:45 | 01/30/23 20:41 | EPA 3005A | 1,6020B | NTB |
| Potassium, Total | 29.7 | | mg/l | 0.100 | 0.0309 | 1 | 01/29/23 08:45 | 01/30/23 20:41 | EPA 3005A | 1,6020B | NTB |
| Selenium, Total | 0.0745 | | mg/l | 0.00500 | 0.00173 | 1 | 01/29/23 08:45 | 01/30/23 20:41 | EPA 3005A | 1,6020B | NTB |
| Silver, Total | 0.00080 | | mg/l | 0.00040 | 0.00016 | 1 | 01/29/23 08:45 | 01/30/23 20:41 | EPA 3005A | 1,6020B | NTB |
| Sodium, Total | 358. | | mg/l | 0.100 | 0.0293 | 1 | 01/29/23 08:45 | 01/30/23 20:41 | EPA 3005A | 1,6020B | NTB |
| Thallium, Total | 0.00147 | | mg/l | 0.00100 | 0.00014 | 1 | 01/29/23 08:45 | 01/30/23 21:31 | EPA 3005A | 1,6020B | NTB |
| Vanadium, Total | 0.1479 | | mg/l | 0.00500 | 0.00157 | 1 | 01/29/23 08:45 | 01/30/23 20:41 | EPA 3005A | 1,6020B | NTB |
| Zinc, Total | 0.2286 | | mg/l | 0.01000 | 0.00341 | 1 | 01/29/23 08:45 | 01/30/23 20:41 | EPA 3005A | 1,6020B | NTB |

**Project Name:** NORTH MAIN STREET SITE **Lab Number:** L2304831

**Project Number:** 12814, PHASE 3 **Report Date:** 03/07/23

# Method Blank Analysis
# Batch Quality Control

| Parameter | Result | Qualifier | Units | RL | MDL | Dilution Factor | Date Prepared | Date Analyzed | Analytical Method | Analyst |
|---|---|---|---|---|---|---|---|---|---|---|
| Total Metals - Mansfield Lab for sample(s): 04 Batch: WG1738422-1 | | | | | | | | | | |
| Aluminum, Total | ND | | mg/l | 0.0100 | 0.00327 | 1 | 01/29/23 08:45 | 01/29/23 16:57 | 1,6020B | WKP |
| Antimony, Total | ND | | mg/l | 0.00400 | 0.00042 | 1 | 01/29/23 08:45 | 01/29/23 16:57 | 1,6020B | WKP |
| Arsenic, Total | ND | | mg/l | 0.00050 | 0.00016 | 1 | 01/29/23 08:45 | 01/29/23 16:57 | 1,6020B | WKP |
| Barium, Total | ND | | mg/l | 0.00050 | 0.00017 | 1 | 01/29/23 08:45 | 01/29/23 16:57 | 1,6020B | WKP |
| Beryllium, Total | ND | | mg/l | 0.00050 | 0.00010 | 1 | 01/29/23 08:45 | 01/29/23 16:57 | 1,6020B | WKP |
| Cadmium, Total | ND | | mg/l | 0.00020 | 0.00005 | 1 | 01/29/23 08:45 | 01/29/23 16:57 | 1,6020B | WKP |
| Calcium, Total | ND | | mg/l | 0.100 | 0.0394 | 1 | 01/29/23 08:45 | 01/29/23 16:57 | 1,6020B | WKP |
| Chromium, Total | 0.00058 | J | mg/l | 0.00100 | 0.00017 | 1 | 01/29/23 08:45 | 01/29/23 16:57 | 1,6020B | WKP |
| Cobalt, Total | ND | | mg/l | 0.00050 | 0.00016 | 1 | 01/29/23 08:45 | 01/29/23 16:57 | 1,6020B | WKP |
| Copper, Total | ND | | mg/l | 0.00100 | 0.00038 | 1 | 01/29/23 08:45 | 01/29/23 16:57 | 1,6020B | WKP |
| Iron, Total | ND | | mg/l | 0.0500 | 0.0191 | 1 | 01/29/23 08:45 | 01/29/23 16:57 | 1,6020B | WKP |
| Lead, Total | ND | | mg/l | 0.00100 | 0.00034 | 1 | 01/29/23 08:45 | 01/29/23 16:57 | 1,6020B | WKP |
| Magnesium, Total | ND | | mg/l | 0.0700 | 0.0242 | 1 | 01/29/23 08:45 | 01/29/23 16:57 | 1,6020B | WKP |
| Manganese, Total | 0.00058 | J | mg/l | 0.00100 | 0.00044 | 1 | 01/29/23 08:45 | 01/29/23 16:57 | 1,6020B | WKP |
| Nickel, Total | 0.00079 | J | mg/l | 0.00200 | 0.00055 | 1 | 01/29/23 08:45 | 01/29/23 16:57 | 1,6020B | WKP |
| Potassium, Total | ND | | mg/l | 0.100 | 0.0309 | 1 | 01/29/23 08:45 | 01/29/23 16:57 | 1,6020B | WKP |
| Selenium, Total | ND | | mg/l | 0.00500 | 0.00173 | 1 | 01/29/23 08:45 | 01/29/23 16:57 | 1,6020B | WKP |
| Silver, Total | ND | | mg/l | 0.00040 | 0.00016 | 1 | 01/29/23 08:45 | 01/29/23 16:57 | 1,6020B | WKP |
| Sodium, Total | ND | | mg/l | 0.100 | 0.0293 | 1 | 01/29/23 08:45 | 01/29/23 16:57 | 1,6020B | WKP |
| Thallium, Total | 0.00020 | J | mg/l | 0.00100 | 0.00014 | 1 | 01/29/23 08:45 | 01/29/23 16:57 | 1,6020B | WKP |
| Vanadium, Total | ND | | mg/l | 0.00500 | 0.00157 | 1 | 01/29/23 08:45 | 01/29/23 16:57 | 1,6020B | WKP |
| Zinc, Total | ND | | mg/l | 0.01000 | 0.00341 | 1 | 01/29/23 08:45 | 01/29/23 16:57 | 1,6020B | WKP |

**Prep Information**

Digestion Method: EPA 3005A

| Parameter | Result | Qualifier | Units | RL | MDL | Dilution Factor | Date Prepared | Date Analyzed | Analytical Method | Analyst |
|---|---|---|---|---|---|---|---|---|---|---|
| Total Metals - Mansfield Lab for sample(s): 04 Batch: WG1738423-1 | | | | | | | | | | |
| Mercury, Total | ND | | mg/l | 0.00020 | 0.00009 | 1 | 01/29/23 09:30 | 01/29/23 15:56 | 1,7470A | AMW |

**Project Name:** NORTH MAIN STREET SITE **Lab Number:** L2304831

**Project Number:** 12814, PHASE 3 **Report Date:** 03/07/23

# Method Blank Analysis
# Batch Quality Control

**Prep Information**

Digestion Method: EPA 7470A

| Parameter | Result | Qualifier | Units | RL | MDL | Dilution Factor | Date Prepared | Date Analyzed | Analytical Method | Analyst |
|---|---|---|---|---|---|---|---|---|---|---|
| Total Metals - Mansfield Lab for sample(s): 01-03 Batch: WG1739143-1 | | | | | | | | | | |
| Aluminum, Total | ND | | mg/kg | 4.00 | 1.08 | 1 | 01/31/23 21:04 | 02/01/23 13:39 | 1,6010D | AMW |
| Antimony, Total | ND | | mg/kg | 2.00 | 0.152 | 1 | 01/31/23 21:04 | 02/01/23 15:49 | 1,6010D | AMW |
| Arsenic, Total | ND | | mg/kg | 0.400 | 0.083 | 1 | 01/31/23 21:04 | 02/01/23 13:39 | 1,6010D | AMW |
| Barium, Total | ND | | mg/kg | 0.400 | 0.070 | 1 | 01/31/23 21:04 | 02/01/23 13:39 | 1,6010D | AMW |
| Beryllium, Total | ND | | mg/kg | 0.200 | 0.013 | 1 | 01/31/23 21:04 | 02/01/23 13:39 | 1,6010D | AMW |
| Cadmium, Total | ND | | mg/kg | 0.400 | 0.039 | 1 | 01/31/23 21:04 | 02/01/23 13:39 | 1,6010D | AMW |
| Calcium, Total | ND | | mg/kg | 4.00 | 1.40 | 1 | 01/31/23 21:04 | 02/01/23 13:39 | 1,6010D | AMW |
| Chromium, Total | 0.063 | J | mg/kg | 0.400 | 0.038 | 1 | 01/31/23 21:04 | 02/01/23 13:39 | 1,6010D | AMW |
| Cobalt, Total | ND | | mg/kg | 0.800 | 0.066 | 1 | 01/31/23 21:04 | 02/01/23 13:39 | 1,6010D | AMW |
| Copper, Total | ND | | mg/kg | 0.400 | 0.103 | 1 | 01/31/23 21:04 | 02/01/23 15:49 | 1,6010D | AMW |
| Iron, Total | 0.502 | J | mg/kg | 2.00 | 0.361 | 1 | 01/31/23 21:04 | 02/01/23 13:39 | 1,6010D | AMW |
| Magnesium, Total | ND | | mg/kg | 4.00 | 0.616 | 1 | 01/31/23 21:04 | 02/01/23 13:39 | 1,6010D | AMW |
| Manganese, Total | ND | | mg/kg | 0.400 | 0.064 | 1 | 01/31/23 21:04 | 02/01/23 13:39 | 1,6010D | AMW |
| Nickel, Total | ND | | mg/kg | 1.00 | 0.097 | 1 | 01/31/23 21:04 | 02/01/23 13:39 | 1,6010D | AMW |
| Potassium, Total | ND | | mg/kg | 100 | 5.76 | 1 | 01/31/23 21:04 | 02/01/23 13:39 | 1,6010D | AMW |
| Selenium, Total | ND | | mg/kg | 0.800 | 0.103 | 1 | 01/31/23 21:04 | 02/01/23 13:39 | 1,6010D | AMW |
| Silver, Total | ND | | mg/kg | 0.200 | 0.113 | 1 | 01/31/23 21:04 | 02/01/23 13:39 | 1,6010D | AMW |
| Sodium, Total | ND | | mg/kg | 80.0 | 1.26 | 1 | 01/31/23 21:04 | 02/01/23 13:39 | 1,6010D | AMW |
| Thallium, Total | ND | | mg/kg | 0.800 | 0.126 | 1 | 01/31/23 21:04 | 02/01/23 13:39 | 1,6010D | AMW |
| Vanadium, Total | ND | | mg/kg | 0.400 | 0.081 | 1 | 01/31/23 21:04 | 02/01/23 13:39 | 1,6010D | AMW |
| Zinc, Total | ND | | mg/kg | 2.00 | 0.117 | 1 | 01/31/23 21:04 | 02/01/23 15:49 | 1,6010D | AMW |

**Prep Information**

Digestion Method: EPA 3050B

**Project Name:** NORTH MAIN STREET SITE **Lab Number:** L2304831

**Project Number:** 12814, PHASE 3 **Report Date:** 03/07/23

# Method Blank Analysis
# Batch Quality Control

| Parameter | Result | Qualifier | Units | RL | MDL | Dilution Factor | Date Prepared | Date Analyzed | Analytical Method | Analyst |
|---|---|---|---|---|---|---|---|---|---|---|
| Total Metals - Mansfield Lab for sample(s): 01-03 Batch: WG1739144-1 | | | | | | | | | | |
| Mercury, Total | ND | | mg/kg | 0.083 | 0.054 | 1 | 01/31/23 22:13 | 02/02/23 08:31 | 1,7471B | DMB |

**Prep Information**

Digestion Method: EPA 7471B

| Parameter | Result | Qualifier | Units | RL | MDL | Dilution Factor | Date Prepared | Date Analyzed | Analytical Method | Analyst |
|---|---|---|---|---|---|---|---|---|---|---|
| Total Metals - Mansfield Lab for sample(s): 01-03 Batch: WG1739853-1 | | | | | | | | | | |
| Lead, Total | ND | | mg/kg | 2.00 | 0.107 | 1 | 02/01/23 20:45 | 02/02/23 07:58 | 1,6010D | JMF |

**Prep Information**

Digestion Method: EPA 3050B

# Lab Control Sample Analysis
## Batch Quality Control

**Project Name:** NORTH MAIN STREET SITE
**Project Number:** 12814, PHASE 3

**Lab Number:** L2304831
**Report Date:** 03/07/23

| Parameter | LCS %Recovery | Qual | LCSD %Recovery | Qual | %Recovery Limits | RPD | Qual | RPD Limits |
|---|---|---|---|---|---|---|---|---|
| Total Metals - Mansfield Lab Associated sample(s): 04 Batch: WG1738422-2 | | | | | | | | |
| Aluminum, Total | 102 | | - | | 80-120 | - | | |
| Antimony, Total | 93 | | - | | 80-120 | - | | |
| Arsenic, Total | 101 | | - | | 80-120 | - | | |
| Barium, Total | 104 | | - | | 80-120 | - | | |
| Beryllium, Total | 114 | | - | | 80-120 | - | | |
| Cadmium, Total | 108 | | - | | 80-120 | - | | |
| Calcium, Total | 99 | | - | | 80-120 | - | | |
| Chromium, Total | 100 | | - | | 80-120 | - | | |
| Cobalt, Total | 100 | | - | | 80-120 | - | | |
| Copper, Total | 103 | | - | | 80-120 | - | | |
| Iron, Total | 104 | | - | | 80-120 | - | | |
| Lead, Total | 103 | | - | | 80-120 | - | | |
| Magnesium, Total | 101 | | - | | 80-120 | - | | |
| Manganese, Total | 104 | | - | | 80-120 | - | | |
| Nickel, Total | 100 | | - | | 80-120 | - | | |
| Potassium, Total | 97 | | - | | 80-120 | - | | |
| Selenium, Total | 106 | | - | | 80-120 | - | | |
| Silver, Total | 102 | | - | | 80-120 | - | | |
| Sodium, Total | 103 | | - | | 80-120 | - | | |
| Thallium, Total | 105 | | - | | 80-120 | - | | |
| Vanadium, Total | 98 | | - | | 80-120 | - | | |

# Lab Control Sample Analysis
## Batch Quality Control

**Project Name:** NORTH MAIN STREET SITE
**Project Number:** 12814, PHASE 3

**Lab Number:** L2304831
**Report Date:** 03/07/23

| Parameter | LCS %Recovery | LCSD %Recovery | %Recovery Limits | RPD | RPD Limits |
|---|---|---|---|---|---|
| Total Metals - Mansfield Lab Associated sample(s): 04 Batch: WG1738422-2 | | | | | |
| Zinc, Total | 102 | - | 80-120 | - | |
| Total Metals - Mansfield Lab Associated sample(s): 04 Batch: WG1738423-2 | | | | | |
| Mercury, Total | 99 | - | 80-120 | - | |

# Lab Control Sample Analysis
## Batch Quality Control

**Project Name:** NORTH MAIN STREET SITE
**Project Number:** 12814, PHASE 3

**Lab Number:** L2304831
**Report Date:** 03/07/23

| Parameter | LCS %Recovery | LCSD %Recovery | %Recovery Limits | RPD | RPD Limits |
|---|---|---|---|---|---|
| Total Metals - Mansfield Lab Associated sample(s): 01-03 Batch: WG1739143-2 SRM Lot Number: D116-540 | | | | | |
| Aluminum, Total | 84 | - | 45-155 | - | |
| Antimony, Total | 156 | - | 2-205 | - | |
| Arsenic, Total | 119 | - | 82-119 | - | |
| Barium, Total | 95 | - | 82-118 | - | |
| Beryllium, Total | 109 | - | 82-118 | - | |
| Cadmium, Total | 111 | - | 82-118 | - | |
| Calcium, Total | 95 | - | 81-119 | - | |
| Chromium, Total | 107 | - | 81-118 | - | |
| Cobalt, Total | 110 | - | 83-117 | - | |
| Copper, Total | 114 | - | 83-117 | - | |
| Iron, Total | 110 | - | 58-142 | - | |
| Magnesium, Total | 94 | - | 75-125 | - | |
| Manganese, Total | 109 | - | 82-118 | - | |
| Nickel, Total | 112 | - | 82-118 | - | |
| Potassium, Total | 94 | - | 68-131 | - | |
| Selenium, Total | 114 | - | 78-122 | - | |
| Silver, Total | 114 | - | 79-121 | - | |
| Sodium, Total | 98 | - | 71-130 | - | |
| Thallium, Total | 118 | - | 80-120 | - | |
| Vanadium, Total | 109 | - | 78-122 | - | |
| Zinc, Total | 113 | - | 80-120 | - | |

# Lab Control Sample Analysis
## Batch Quality Control

**Project Name:** NORTH MAIN STREET SITE
**Project Number:** 12814, PHASE 3

**Lab Number:** L2304831
**Report Date:** 03/07/23

| Parameter | LCS %Recovery | LCSD %Recovery | %Recovery Limits | RPD | RPD Limits |
|---|---|---|---|---|---|
| Total Metals - Mansfield Lab Associated sample(s): 01-03 Batch: WG1739144-2 SRM Lot Number: D116-540 | | | | | |
| Mercury, Total | 103 | - | 58-142 | - | |
| Total Metals - Mansfield Lab Associated sample(s): 01-03 Batch: WG1739853-2 SRM Lot Number: D116-540 | | | | | |
| Lead, Total | 102 | - | 83-117 | - | |

# Matrix Spike Analysis
## Batch Quality Control

**Project Name:** NORTH MAIN STREET SITE
**Project Number:** 12814, PHASE 3

**Lab Number:** L2304831
**Report Date:** 03/07/23

| Parameter | Native Sample | MS Added | MS Found | MS %Recovery | Qual | MSD Found | MSD %Recovery | Qual | Recovery Limits | RPD | Qual | RPD Limits |
|---|---|---|---|---|---|---|---|---|---|---|---|---|
| Total Metals - Mansfield Lab Associated sample(s): 04 QC Batch ID: WG1738422-3 QC Sample: L2304737-01 Client ID: MS Sample | | | | | | | | | | | | |
| Aluminum, Total | 55.4 | 2 | 56.2 | **40** | Q | - | - | | 75-125 | - | | 20 |
| Antimony, Total | ND | 0.5 | 0.2512 | **50** | Q | - | - | | 75-125 | - | | 20 |
| Arsenic, Total | 0.03788 | 0.12 | 0.1374 | 83 | | - | - | | 75-125 | - | | 20 |
| Barium, Total | 1.612 | 2 | 3.970 | 118 | | - | - | | 75-125 | - | | 20 |
| Beryllium, Total | 0.0044J | 0.05 | 0.05076 | 102 | | - | - | | 75-125 | - | | 20 |
| Cadmium, Total | 0.03578 | 0.053 | 0.08440 | 92 | | - | - | | 75-125 | - | | 20 |
| Calcium, Total | 1650 | 10 | 1660 | 100 | | - | - | | 75-125 | - | | 20 |
| Chromium, Total | 0.3376 | 0.2 | 0.5428 | 103 | | - | - | | 75-125 | - | | 20 |
| Cobalt, Total | 0.1303 | 0.5 | 0.6084 | 96 | | - | - | | 75-125 | - | | 20 |
| Copper, Total | 9.784 | 0.25 | 10.74 | **382** | Q | - | - | | 75-125 | - | | 20 |
| Iron, Total | 87.0 | 1 | 88.6 | **160** | Q | - | - | | 75-125 | - | | 20 |
| Lead, Total | 1.191 | 0.53 | 1.893 | **132** | Q | - | - | | 75-125 | - | | 20 |
| Magnesium, Total | 226 | 10 | 241 | **150** | Q | - | - | | 75-125 | - | | 20 |
| Manganese, Total | 14.15 | 0.5 | 15.22 | **214** | Q | - | - | | 75-125 | - | | 20 |
| Nickel, Total | 0.2103 | 0.5 | 0.6650 | 91 | | - | - | | 75-125 | - | | 20 |
| Potassium, Total | 34.7 | 10 | 43.1 | 84 | | - | - | | 75-125 | - | | 20 |
| Selenium, Total | 0.0378J | 0.12 | 0.102 | 85 | | - | - | | 75-125 | - | | 20 |
| Silver, Total | 0.00197J | 0.05 | 0.04832 | 97 | | - | - | | 75-125 | - | | 20 |
| Sodium, Total | 10300 | 10 | 10600 | **3000** | Q | - | - | | 75-125 | - | | 20 |
| Thallium, Total | ND | 0.12 | 0.1281 | 107 | | - | - | | 75-125 | - | | 20 |
| Vanadium, Total | 0.0831 | 0.5 | 0.5482 | 93 | | - | - | | 75-125 | - | | 20 |

# Matrix Spike Analysis
## Batch Quality Control

**Project Name:** NORTH MAIN STREET SITE
**Project Number:** 12814, PHASE 3

**Lab Number:** L2304831
**Report Date:** 03/07/23

| Parameter | Native Sample | MS Added | MS Found | MS %Recovery | MSD Found | MSD %Recovery | Recovery Limits | RPD | RPD Limits |
|---|---|---|---|---|---|---|---|---|---|
| Total Metals - Mansfield Lab Associated sample(s): 04 QC Batch ID: WG1738422-3 QC Sample: L2304737-01 Client ID: MS Sample | | | | | | | | | |
| Zinc, Total | 4.491 | 0.5 | 5.106 | 123 | - | - | 75-125 | - | 20 |
| Total Metals - Mansfield Lab Associated sample(s): 04 QC Batch ID: WG1738423-3 QC Sample: L2304737-02 Client ID: MS Sample | | | | | | | | | |
| Mercury, Total | ND | 0.005 | 0.00515 | 103 | - | - | 75-125 | - | 20 |

# Matrix Spike Analysis
## Batch Quality Control

**Project Name:** NORTH MAIN STREET SITE
**Project Number:** 12814, PHASE 3

**Lab Number:** L2304831
**Report Date:** 03/07/23

| Parameter | Native Sample | MS Added | MS Found | MS %Recovery | | MSD Found | MSD %Recovery | Recovery Limits | RPD | RPD Limits |
|---|---|---|---|---|---|---|---|---|---|---|
| Total Metals - Mansfield Lab Associated sample(s): 01-03 QC Batch ID: WG1739143-3 QC Sample: L2304597-02 Client ID: MS Sample | | | | | | | | | | |
| Aluminum, Total | 23600 | 188 | 27800 | **2230** | Q | - | - | 75-125 | - | 20 |
| Antimony, Total | ND | 47 | 20.9 | **44** | Q | - | - | 75-125 | - | 20 |
| Arsenic, Total | 1.67 | 11.3 | 12.4 | 95 | | - | - | 75-125 | - | 20 |
| Barium, Total | 114 | 188 | 355 | **128** | Q | - | - | 75-125 | - | 20 |
| Beryllium, Total | 2.02 | 4.7 | 5.28 | **69** | Q | - | - | 75-125 | - | 20 |
| Cadmium, Total | 0.198J | 4.98 | 4.59 | 92 | | - | - | 75-125 | - | 20 |
| Calcium, Total | 110000 | 940 | 128000 | **1910** | Q | - | - | 75-125 | - | 20 |
| Chromium, Total | 57.1 | 18.8 | 75.8 | 99 | | - | - | 75-125 | - | 20 |
| Cobalt, Total | 5.10 | 47 | 45.4 | 86 | | - | - | 75-125 | - | 20 |
| Copper, Total | 16.5 | 23.5 | 38.0 | 91 | | - | - | 75-125 | - | 20 |
| Iron, Total | 25100 | 94 | 29100 | **4260** | Q | - | - | 75-125 | - | 20 |
| Magnesium, Total | 32300 | 940 | 35500 | **340** | Q | - | - | 75-125 | - | 20 |
| Manganese, Total | 4140 | 47 | 5720 | **3360** | Q | - | - | 75-125 | - | 20 |
| Nickel, Total | 74.3 | 47 | 116 | 89 | | - | - | 75-125 | - | 20 |
| Potassium, Total | 1010 | 940 | 1780 | 82 | | - | - | 75-125 | - | 20 |
| Selenium, Total | 2.91 | 11.3 | 12.8 | 88 | | - | - | 75-125 | - | 20 |
| Silver, Total | ND | 28.2 | 23.6 | 84 | | - | - | 75-125 | - | 20 |
| Sodium, Total | 1680 | 940 | 2430 | 80 | | - | - | 75-125 | - | 20 |
| Thallium, Total | ND | 11.3 | 6.90 | **61** | Q | - | - | 75-125 | - | 20 |
| Vanadium, Total | 140 | 47 | 172 | **68** | Q | - | - | 75-125 | - | 20 |
| Zinc, Total | 77.0 | 47 | 138 | **130** | Q | - | - | 75-125 | - | 20 |

# Matrix Spike Analysis
## Batch Quality Control

**Project Name:** NORTH MAIN STREET SITE
**Project Number:** 12814, PHASE 3

**Lab Number:** L2304831
**Report Date:** 03/07/23

| Parameter | Native Sample | MS Added | MS Found | MS %Recovery | MSD Found | MSD %Recovery | Recovery Limits | RPD | RPD Limits |
|---|---|---|---|---|---|---|---|---|---|
| Total Metals - Mansfield Lab Associated sample(s): 01-03 QC Batch ID: WG1739144-3 QC Sample: L2304597-02 Client ID: MS Sample | | | | | | | | | |
| Mercury, Total | 0.607 | 1.57 | 2.23 | 103 | - | - | 80-120 | - | 20 |
| Total Metals - Mansfield Lab Associated sample(s): 01-03 QC Batch ID: WG1739853-3 QC Sample: L2304628-01 Client ID: MS Sample | | | | | | | | | |
| Lead, Total | 310 | 47.7 | 366 | 117 | - | - | 75-125 | - | 20 |

# Lab Duplicate Analysis

***Batch Quality Control***

**Project Name:** NORTH MAIN STREET SITE

**Project Number:** 12814, PHASE 3

***Lab Number:*** L2304831

***Report Date:*** 03/07/23

| Parameter | Native Sample | Duplicate Sample | Units | RPD | Qual | RPD Limits |
|---|---|---|---|---|---|---|
| - Associated sample(s): 04 QC Batch ID: WG1738422-4 QC Sample: L2304737-01 Client ID: DUP Sample | | | | | | |
| Arsenic, Total | 0.03788 | 0.04108 | mg/l | 8 | | 20 |
| Barium, Total | 1.612 | 1.792 | mg/l | 11 | | 20 |
| Cadmium, Total | 0.03578 | 0.03742 | mg/l | 4 | | 20 |
| Chromium, Total | 0.3376 | 0.4099 | mg/l | 19 | | 20 |
| Lead, Total | 1.191 | 1.300 | mg/l | 9 | | 20 |
| Selenium, Total | 0.0378J | 0.0380J | mg/l | NC | | 20 |
| Silver, Total | 0.00197J | 0.00245J | mg/l | NC | | 20 |
| Total Metals - Mansfield Lab Associated sample(s): 04 QC Batch ID: WG1738423-4 QC Sample: L2304737-02 Client ID: DUP Sample | | | | | | |
| Mercury, Total | ND | ND | mg/l | NC | | 20 |

# Lab Duplicate Analysis

***Batch Quality Control***

**Project Name:** NORTH MAIN STREET SITE

**Project Number:** 12814, PHASE 3

***Lab Number:*** L2304831

***Report Date:*** 03/07/23

| Parameter | Native Sample | Duplicate Sample | Units | RPD | | RPD Limits |
|---|---|---|---|---|---|---|
| Total Metals - Mansfield Lab Associated sample(s): 01-03 QC Batch ID: WG1739143-4 QC Sample: L2304597-02 Client ID: DUP Sample | | | | | | |
| Aluminum, Total | 23600 | 23600 | mg/kg | 0 | | 20 |
| Antimony, Total | ND | ND | mg/kg | NC | | 20 |
| Arsenic, Total | 1.67 | 1.83 | mg/kg | 9 | | 20 |
| Barium, Total | 114 | 126 | mg/kg | 10 | | 20 |
| Beryllium, Total | 2.02 | 1.64 | mg/kg | **21** | Q | 20 |
| Cadmium, Total | 0.198J | 0.236J | mg/kg | NC | | 20 |
| Chromium, Total | 57.1 | 85.6 | mg/kg | **40** | Q | 20 |
| Cobalt, Total | 5.10 | 7.33 | mg/kg | **36** | Q | 20 |
| Copper, Total | 16.5 | 24.8 | mg/kg | **40** | Q | 20 |
| Iron, Total | 25100 | 23300 | mg/kg | 7 | | 20 |
| Magnesium, Total | 32300 | 36800 | mg/kg | 13 | | 20 |
| Manganese, Total | 4140 | 4830 | mg/kg | 15 | | 20 |
| Nickel, Total | 74.3 | 117 | mg/kg | **45** | Q | 20 |
| Potassium, Total | 1010 | 993 | mg/kg | 2 | | 20 |
| Selenium, Total | 2.91 | 2.48 | mg/kg | 16 | | 20 |
| Silver, Total | ND | ND | mg/kg | NC | | 20 |
| Sodium, Total | 1680 | 1650 | mg/kg | 2 | | 20 |
| Thallium, Total | ND | ND | mg/kg | NC | | 20 |
| Vanadium, Total | 140 | 172 | mg/kg | **21** | Q | 20 |

# Lab Duplicate Analysis

***Batch Quality Control***

**Project Name:** NORTH MAIN STREET SITE

**Project Number:** 12814, PHASE 3

***Lab Number:*** L2304831

***Report Date:*** 03/07/23

| Parameter | Native Sample | Duplicate Sample | Units | RPD | | RPD Limits |
|---|---|---|---|---|---|---|
| Total Metals - Mansfield Lab Associated sample(s): 01-03 QC Batch ID: WG1739143-4 QC Sample: L2304597-02 Client ID: DUP Sample | | | | | | |
| Zinc, Total | 77.0 | 87.8 | mg/kg | 13 | | 20 |
| Total Metals - Mansfield Lab Associated sample(s): 01-03 QC Batch ID: WG1739143-4 QC Sample: L2304597-02 Client ID: DUP Sample | | | | | | |
| Calcium, Total | 110000 | 132000 | mg/kg | 18 | | 20 |
| Total Metals - Mansfield Lab Associated sample(s): 01-03 QC Batch ID: WG1739144-4 QC Sample: L2304597-02 Client ID: DUP Sample | | | | | | |
| Mercury, Total | 0.607 | 0.387 | mg/kg | **44** | Q | 20 |
| Total Metals - Mansfield Lab Associated sample(s): 01-03 QC Batch ID: WG1739853-4 QC Sample: L2304628-01 Client ID: DUP Sample | | | | | | |
| Lead, Total | 310 | 348 | mg/kg | 12 | | 20 |

**Project Name:** NORTH MAIN STREET SITE
**Project Number:** 12814, PHASE 3

# Lab Serial Dilution Analysis
**Batch Quality Control**

**Lab Number:** L2304831
**Report Date:** 03/07/23

| Parameter | Native Sample | Serial Dilution | Units | % D | Qual | RPD Limits |
|---|---|---|---|---|---|---|
| Total Metals - Mansfield Lab Associated sample(s): 04 QC Batch ID: WG1738422-6 QC Sample: L2304737-01 Client ID: DUP Sample | | | | | | |
| Barium, Total | 1.612 | 1.553 | mg/l | 4 | | 20 |
| Chromium, Total | 0.3376 | 0.3444 | mg/l | 2 | | 20 |
| Lead, Total | 1.191 | 1.137 | mg/l | 5 | | 20 |
| Total Metals - Mansfield Lab Associated sample(s): 01-03 QC Batch ID: WG1739143-6 QC Sample: L2304597-02 Client ID: DUP Sample | | | | | | |
| Aluminum, Total | 23600 | 27500 | mg/kg | 17 | | 20 |
| Barium, Total | 114 | 135 | mg/kg | 18 | | 20 |
| Chromium, Total | 57.1 | 71.2 | mg/kg | **25** | Q | 20 |
| Iron, Total | 25100 | 32400 | mg/kg | **29** | Q | 20 |
| Magnesium, Total | 32300 | 40400 | mg/kg | **25** | Q | 20 |
| Manganese, Total | 4140 | 5240 | mg/kg | **27** | Q | 20 |
| Nickel, Total | 74.3 | 73.8 | mg/kg | 1 | | 20 |
| Vanadium, Total | 140 | 165 | mg/kg | 18 | | 20 |
| Total Metals - Mansfield Lab Associated sample(s): 01-03 QC Batch ID: WG1739143-6 QC Sample: L2304597-02 Client ID: DUP Sample | | | | | | |
| Calcium, Total | 110000 | 119000 | mg/kg | 8 | | 20 |
| Total Metals - Mansfield Lab Associated sample(s): 01-03 QC Batch ID: WG1739853-6 QC Sample: L2304628-01 Client ID: DUP Sample | | | | | | |
| Lead, Total | 310 | 345 | mg/kg | 11 | | 20 |

# INORGANICS
# &
# MISCELLANEOUS

**Project Name:** NORTH MAIN STREET SITE
**Project Number:** 12814, PHASE 3

**Lab Number:** L2304831
**Report Date:** 03/07/23

## SAMPLE RESULTS

Lab ID: L2304831-01
Client ID: SB-207 (8.5-9)
Sample Location: 128-156 NORTH MAIN ST. PORT CHESTER NY

Date Collected: 01/27/23 09:00
Date Received: 01/27/23
Field Prep: Not Specified

Sample Depth:
Matrix: Soil

| Parameter | Result | Qualifier | Units | RL | MDL | Dilution Factor | Date Prepared | Date Analyzed | Analytical Method | Analyst |
|---|---|---|---|---|---|---|---|---|---|---|
| **General Chemistry - Westborough Lab** | | | | | | | | | | |
| Solids, Total | 79.2 | | % | 0.100 | NA | 1 | - | 01/29/23 17:50 | 121,2540G | MNF |
| Cyanide, Total | ND | | mg/kg | 1.2 | 0.25 | 1 | 02/02/23 12:00 | 02/02/23 14:34 | 1,9010C/9012B | JER |

**Project Name:** NORTH MAIN STREET SITE
**Project Number:** 12814, PHASE 3

**Lab Number:** L2304831
**Report Date:** 03/07/23

## SAMPLE RESULTS

Lab ID: L2304831-02
Client ID: SB-208 (2.5-3)
Sample Location: 128-156 NORTH MAIN ST. PORT CHESTER NY

Date Collected: 01/27/23 10:30
Date Received: 01/27/23
Field Prep: Not Specified

Sample Depth:
Matrix: Soil

| Parameter | Result | Qualifier | Units | RL | MDL | Dilution Factor | Date Prepared | Date Analyzed | Analytical Method | Analyst |
|---|---|---|---|---|---|---|---|---|---|---|
| **General Chemistry - Westborough Lab** | | | | | | | | | | |
| Solids, Total | 85.9 | | % | 0.100 | NA | 1 | - | 01/29/23 17:50 | 121,2540G | MNF |
| Cyanide, Total | ND | | mg/kg | 1.1 | 0.24 | 1 | 02/02/23 12:00 | 02/02/23 14:35 | 1,9010C/9012B | JER |

**Project Name:** NORTH MAIN STREET SITE
**Project Number:** 12814, PHASE 3

**Lab Number:** L2304831
**Report Date:** 03/07/23

## SAMPLE RESULTS

Lab ID: L2304831-03
Client ID: SB-209 (2.5-3)
Sample Location: 128-156 NORTH MAIN ST. PORT CHESTER NY

Date Collected: 01/27/23 12:20
Date Received: 01/27/23
Field Prep: Not Specified

Sample Depth:
Matrix: Soil

| Parameter | Result | Qualifier | Units | RL | MDL | Dilution Factor | Date Prepared | Date Analyzed | Analytical Method | Analyst |
|---|---|---|---|---|---|---|---|---|---|---|
| **General Chemistry - Westborough Lab** | | | | | | | | | | |
| Solids, Total | 92.1 | | % | 0.100 | NA | 1 | - | 01/29/23 17:50 | 121,2540G | MNF |
| Cyanide, Total | ND | | mg/kg | 1.0 | 0.22 | 1 | 02/02/23 12:00 | 02/02/23 14:46 | 1,9010C/9012B | JER |

**Project Name:** NORTH MAIN STREET SITE
**Project Number:** 12814, PHASE 3

**Lab Number:** L2304831
**Report Date:** 03/07/23

## SAMPLE RESULTS

Lab ID: L2304831-04
Client ID: TWP-202
Sample Location: 128-156 NORTH MAIN ST. PORT CHESTER NY

Date Collected: 01/27/23 12:40
Date Received: 01/27/23
Field Prep: Not Specified

Sample Depth:
Matrix: Water

| Parameter | Result | Qualifier | Units | RL | MDL | Dilution Factor | Date Prepared | Date Analyzed | Analytical Method | Analyst |
|---|---|---|---|---|---|---|---|---|---|---|
| General Chemistry - Westborough Lab | | | | | | | | | | |
| Cyanide, Total | 0.002 | J | mg/l | 0.005 | 0.001 | 1 | 01/31/23 04:20 | 01/31/23 12:29 | 1,9010C/9012B | JER |

**Project Name:** NORTH MAIN STREET SITE **Lab Number:** L2304831

**Project Number:** 12814, PHASE 3 **Report Date:** 03/07/23

# Method Blank Analysis
## Batch Quality Control

| Parameter | Result | Qualifier | Units | RL | MDL | Dilution Factor | Date Prepared | Date Analyzed | Analytical Method | Analyst |
|---|---|---|---|---|---|---|---|---|---|---|
| General Chemistry - Westborough Lab for sample(s): 04 Batch: WG1738931-1 | | | | | | | | | | |
| Cyanide, Total | ND | | mg/l | 0.005 | 0.001 | 1 | 01/31/23 04:20 | 01/31/23 12:14 | 1,9010C/9012B | JER |
| General Chemistry - Westborough Lab for sample(s): 01-02 Batch: WG1740106-1 | | | | | | | | | | |
| Cyanide, Total | ND | | mg/kg | 0.95 | 0.20 | 1 | 02/02/23 12:00 | 02/02/23 14:21 | 1,9010C/9012B | JER |
| General Chemistry - Westborough Lab for sample(s): 03 Batch: WG1740107-1 | | | | | | | | | | |
| Cyanide, Total | ND | | mg/kg | 0.95 | 0.20 | 1 | 02/02/23 12:00 | 02/02/23 14:21 | 1,9010C/9012B | JER |

# Lab Control Sample Analysis
## Batch Quality Control

**Project Name:** NORTH MAIN STREET SITE
**Project Number:** 12814, PHASE 3

**Lab Number:** L2304831
**Report Date:** 03/07/23

| Parameter | LCS %Recovery | Qual | LCSD %Recovery | Qual | %Recovery Limits | RPD | Qual | RPD Limits |
|---|---|---|---|---|---|---|---|---|
| General Chemistry - Westborough Lab Associated sample(s): 04 Batch: WG1738931-2 WG1738931-3 | | | | | | | | |
| Cyanide, Total | 98 | | 100 | | 85-115 | 2 | | 20 |
| General Chemistry - Westborough Lab Associated sample(s): 01-02 Batch: WG1740106-2 WG1740106-3 | | | | | | | | |
| Cyanide, Total | **51** | Q | **74** | Q | 80-120 | **36** | Q | 35 |
| General Chemistry - Westborough Lab Associated sample(s): 03 Batch: WG1740107-2 WG1740107-3 | | | | | | | | |
| Cyanide, Total | **51** | Q | **74** | Q | 80-120 | **36** | Q | 35 |

# Matrix Spike Analysis
## Batch Quality Control

**Project Name:** NORTH MAIN STREET SITE
**Project Number:** 12814, PHASE 3

**Lab Number:** L2304831
**Report Date:** 03/07/23

| Parameter | Native Sample | MS Added | MS Found | MS %Recovery | Qual | MSD Found | MSD %Recovery | Qual | Recovery Limits | RPD | Qual | RPD Limits |
|---|---|---|---|---|---|---|---|---|---|---|---|---|
| General Chemistry - Westborough Lab Associated sample(s): 04 QC Batch ID: WG1738931-4 WG1738931-5 QC Sample: L2304355-01 Client ID: MS Sample | | | | | | | | | | | | |
| Cyanide, Total | ND | 0.2 | 0.180 | 90 | | 0.189 | 94 | | 80-120 | 5 | | 20 |
| General Chemistry - Westborough Lab Associated sample(s): 01-02 QC Batch ID: WG1740106-4 WG1740106-5 QC Sample: L2304810-02 Client ID: MS Sample | | | | | | | | | | | | |
| Cyanide, Total | 0.53J | 13 | 12 | 88 | | 13 | 98 | | 75-125 | 8 | | 35 |
| General Chemistry - Westborough Lab Associated sample(s): 03 QC Batch ID: WG1740107-4 WG1740107-5 QC Sample: L2304809-08 Client ID: MS Sample | | | | | | | | | | | | |
| Cyanide, Total | ND | 9.7 | 9.6 | 99 | | 9.9 | 100 | | 75-125 | 3 | | 35 |

# Lab Duplicate Analysis

***Batch Quality Control***

**Project Name:** NORTH MAIN STREET SITE

**Project Number:** 12814, PHASE 3

***Lab Number:*** L2304831

***Report Date:*** 03/07/23

| Parameter | Native Sample | Duplicate Sample | Units | RPD | Qual | RPD Limits |
|---|---|---|---|---|---|---|
| General Chemistry - Westborough Lab Associated sample(s): 01-03 QC Batch ID: WG1738561-1 QC Sample: L2304593-01 Client ID: DUP Sample | | | | | | |
| Solids, Total | 84.9 | 81.5 | % | 4 | | 20 |

**Project Name:** NORTH MAIN STREET SITE
**Project Number:** 12814, PHASE 3

**Lab Number:** L2304831
**Report Date:** 03/07/23

## Sample Receipt and Container Information

Were project specific reporting limits specified? YES

### Cooler Information

| Cooler | Custody Seal |
|---|---|
| A | Absent |

### Container Information

| Container ID | Container Type | Cooler | Initial pH | Final pH | Temp deg C | Pres | Seal | Frozen Date/Time | Analysis(*) |
|---|---|---|---|---|---|---|---|---|---|
| L2304831-01A | 5 gram Encore Sampler | A | NA | | 2.4 | Y | Absent | | NYTCL-8260HLW(14) |
| L2304831-01B | 5 gram Encore Sampler | A | NA | | 2.4 | Y | Absent | | NYTCL-8260HLW(14) |
| L2304831-01C | 5 gram Encore Sampler | A | NA | | 2.4 | Y | Absent | | NYTCL-8260HLW(14) |
| L2304831-01D | Plastic 2oz unpreserved for TS | A | NA | | 2.4 | Y | Absent | | TS(7) |
| L2304831-01E | Metals Only-Glass 60mL/2oz unpreserved | A | NA | | 2.4 | Y | Absent | | BE-TI(180),BA-TI(180),AS-TI(180),AG-TI(180),CR-TI(180),NI-TI(180),AL-TI(180),TL-TI(180),PB-TI(180),CU-TI(180),SB-TI(180),SE-TI(180),ZN-TI(180),V-TI(180),CO-TI(180),MG-TI(180),FE-TI(180),HG-T(28),MN-TI(180),CA-TI(180),K-TI(180),CD-TI(180),NA-TI(180) |
| L2304831-01F | Glass 250ml/8oz unpreserved | A | NA | | 2.4 | Y | Absent | | TCN-9010(14),NYTCL-8270(14),NYTCL-8081(14),NYTCL-8082(365) |
| L2304831-01X | Vial MeOH preserved split | A | NA | | 2.4 | Y | Absent | | NYTCL-8260HLW(14) |
| L2304831-01Y | Vial Water preserved split | A | NA | | 2.4 | Y | Absent | 28-JAN-23 11:27 | NYTCL-8260HLW(14) |
| L2304831-01Z | Vial Water preserved split | A | NA | | 2.4 | Y | Absent | 28-JAN-23 11:27 | NYTCL-8260HLW(14) |
| L2304831-02A | 5 gram Encore Sampler | A | NA | | 2.4 | Y | Absent | | NYTCL-8260HLW(14) |
| L2304831-02B | 5 gram Encore Sampler | A | NA | | 2.4 | Y | Absent | | NYTCL-8260HLW(14) |
| L2304831-02C | 5 gram Encore Sampler | A | NA | | 2.4 | Y | Absent | | NYTCL-8260HLW(14) |
| L2304831-02D | Plastic 2oz unpreserved for TS | A | NA | | 2.4 | Y | Absent | | TS(7) |
| L2304831-02E | Metals Only-Glass 60mL/2oz unpreserved | A | NA | | 2.4 | Y | Absent | | BE-TI(180),AS-TI(180),BA-TI(180),AG-TI(180),TL-TI(180),CR-TI(180),NI-TI(180),AL-TI(180),SB-TI(180),ZN-TI(180),PB-TI(180),CU-TI(180),SE-TI(180),CO-TI(180),V-TI(180),MN-TI(180),FE-TI(180),HG-T(28),MG-TI(180),CA-TI(180),NA-TI(180),K-TI(180),CD-TI(180) |
| L2304831-02F | Glass 250ml/8oz unpreserved | A | NA | | 2.4 | Y | Absent | | NYTCL-8270(14),TCN-9010(14),NYTCL-8081(14),NYTCL-8082(365) |
| L2304831-02X | Vial MeOH preserved split | A | NA | | 2.4 | Y | Absent | | NYTCL-8260HLW(14) |
| L2304831-02Y | Vial Water preserved split | A | NA | | 2.4 | Y | Absent | 28-JAN-23 11:27 | NYTCL-8260HLW(14) |

*Values in parentheses indicate holding time in days

**Project Name:** NORTH MAIN STREET SITE
**Project Number:** 12814, PHASE 3

**Lab Number:** L2304831
**Report Date:** 03/07/23

## Container Information

| Container ID | Container Type | Cooler | Initial pH | Final pH | Temp deg C | Pres | Seal | Frozen Date/Time | Analysis(*) |
|---|---|---|---|---|---|---|---|---|---|
| L2304831-02Z | Vial Water preserved split | A | NA | | 2.4 | Y | Absent | 28-JAN-23 11:27 | NYTCL-8260HLW(14) |
| L2304831-03A | 5 gram Encore Sampler | A | NA | | 2.4 | Y | Absent | | ARCHIVE() |
| L2304831-03B | 5 gram Encore Sampler | A | NA | | 2.4 | Y | Absent | | ARCHIVE() |
| L2304831-03C | 5 gram Encore Sampler | A | NA | | 2.4 | Y | Absent | | ARCHIVE() |
| L2304831-03D | Plastic 2oz unpreserved for TS | A | NA | | 2.4 | Y | Absent | | TS(7) |
| L2304831-03E | Plastic 2oz unpreserved for TS | A | NA | | 2.4 | Y | Absent | | TS(7) |
| L2304831-03F | Metals Only-Glass 60mL/2oz unpreserved | A | NA | | 2.4 | Y | Absent | | BE-TI(180),AS-TI(180),BA-TI(180),AG-TI(180),NI-TI(180),AL-TI(180),TL-TI(180),CR-TI(180),PB-TI(180),SB-TI(180),CU-TI(180),ZN-TI(180),SE-TI(180),CO-TI(180),V-TI(180),HG-T(28),MG-TI(180),MN-TI(180),FE-TI(180),NA-TI(180),CA-TI(180),K-TI(180),CD-TI(180) |
| L2304831-03G | Plastic 8oz unpreserved | A | NA | | 2.4 | Y | Absent | | A2-NY-1633-DRAFT-21(90) |
| L2304831-03H | Glass 250ml/8oz unpreserved | A | NA | | 2.4 | Y | Absent | | NYTCL-8270(14),TCN-9010(14),NYTCL-8081(14),NYTCL-8082(365) |
| L2304831-03X | Vial MeOH preserved split | NA | NA | | | Y | Absent | | ARCHIVE() |
| L2304831-03Y | Vial Water preserved split | NA | NA | | | Y | Absent | 28-JAN-23 13:41 | ARCHIVE() |
| L2304831-03Z | Vial Water preserved split | NA | NA | | | Y | Absent | 28-JAN-23 13:41 | ARCHIVE() |
| L2304831-04A | Vial HCl preserved | A | NA | | 2.4 | Y | Absent | | NYTCL-8260(14) |
| L2304831-04B | Vial HCl preserved | A | NA | | 2.4 | Y | Absent | | NYTCL-8260(14) |
| L2304831-04C | Vial HCl preserved | A | NA | | 2.4 | Y | Absent | | NYTCL-8260(14) |
| L2304831-04D | Amber 120ml unpreserved | A | 7 | 7 | 2.4 | Y | Absent | | NYTCL-8082-LVI(365) |
| L2304831-04E | Amber 120ml unpreserved | A | 7 | 7 | 2.4 | Y | Absent | | NYTCL-8082-LVI(365) |
| L2304831-04F | Amber 120ml unpreserved | A | 7 | 7 | 2.4 | Y | Absent | | NYTCL-8081(7) |
| L2304831-04G | Amber 120ml unpreserved | A | 7 | 7 | 2.4 | Y | Absent | | NYTCL-8081(7) |
| L2304831-04H | Plastic 250ml HNO3 preserved | A | <2 | <2 | 2.4 | Y | Absent | | BA-6020T(180),TL-6020T(180),FE-6020T(180),SE-6020T(180),K-6020T(180),CA-6020T(180),CR-6020T(180),NI-6020T(180),CU-6020T(180),NA-6020T(180),ZN-6020T(180),PB-6020T(180),MN-6020T(180),BE-6020T(180),SB-6020T(180),V-6020T(180),AS-6020T(180),AG-6020T(180),HG-T(28),AL-6020T(180),CD-6020T(180),MG-6020T(180),CO-6020T(180) |
| L2304831-04J | Plastic 250ml NaOH preserved | A | >12 | >12 | 2.4 | Y | Absent | | TCN-9010(14) |



*Values in parentheses indicate holding time in days

**Project Name:** NORTH MAIN STREET SITE
**Project Number:** 12814, PHASE 3

**Lab Number:** L2304831
**Report Date:** 03/07/23

### Container Information

| Container ID | Container Type | Cooler | Initial pH | Final pH | Temp deg C | Pres | Seal | Frozen Date/Time | Analysis(*) |
|---|---|---|---|---|---|---|---|---|---|
| L2304831-04K | Amber 250ml unpreserved | A | 7 | 7 | 2.4 | Y | Absent | | A2-1,4-DIOXANE-SIM(7) |
| L2304831-04L | Amber 250ml unpreserved | A | 7 | 7 | 2.4 | Y | Absent | | A2-1,4-DIOXANE-SIM(7) |
| L2304831-04M | Amber 250ml unpreserved | A | 7 | 7 | 2.4 | Y | Absent | | NYTCL-8270-SIM-LVI(7),NYTCL-8270-LVI(7) |
| L2304831-04N | Amber 250ml unpreserved | A | 7 | 7 | 2.4 | Y | Absent | | NYTCL-8270-SIM-LVI(7),NYTCL-8270-LVI(7) |
| L2304831-04O | Plastic 500ml unpreserved | A | NA | | 2.4 | Y | Absent | | A2-NY-1633-DRAFT-21(28) |
| L2304831-04P | Plastic 500ml unpreserved | A | NA | | 2.4 | Y | Absent | | A2-NY-1633-DRAFT-21(28) |
| L2304831-04Q | Plastic 500ml unpreserved | A | NA | | 2.4 | Y | Absent | | A2-NY-1633-DRAFT-21(28) |
| L2304831-05A | Vial HCl preserved | A | NA | | 2.4 | Y | Absent | | NYTCL-8260(14) |
| L2304831-05B | Vial HCl preserved | A | NA | | 2.4 | Y | Absent | | NYTCL-8260(14) |



*Values in parentheses indicate holding time in days

**Project Name:** NORTH MAIN STREET SITE
**Project Number:** 12814, PHASE 3

**Lab Number:** L2304831
**Report Date:** 03/07/23

## PFAS PARAMETER SUMMARY

| Parameter | Acronym | CAS Number |
|---|---|---|
| PERFLUOROALKYL CARBOXYLIC ACIDS (PFCAs) | | |
| Perfluorooctadecanoic Acid | PFODA | 16517-11-6 |
| Perfluorohexadecanoic Acid | PFHxDA | 67905-19-5 |
| Perfluorotetradecanoic Acid | PFTA/PFTeDA | 376-06-7 |
| Perfluorotridecanoic Acid | PFTrDA | 72629-94-8 |
| Perfluorododecanoic Acid | PFDoA | 307-55-1 |
| Perfluoroundecanoic Acid | PFUnA | 2058-94-8 |
| Perfluorodecanoic Acid | PFDA | 335-76-2 |
| Perfluorononanoic Acid | PFNA | 375-95-1 |
| Perfluorooctanoic Acid | PFOA | 335-67-1 |
| Perfluoroheptanoic Acid | PFHpA | 375-85-9 |
| Perfluorohexanoic Acid | PFHxA | 307-24-4 |
| Perfluoropentanoic Acid | PFPeA | 2706-90-3 |
| Perfluorobutanoic Acid | PFBA | 375-22-4 |
| PERFLUOROALKYL SULFONIC ACIDS (PFSAs) | | |
| Perfluorododecanesulfonic Acid | PFDoDS/PFDoS | 79780-39-5 |
| Perfluorodecanesulfonic Acid | PFDS | 335-77-3 |
| Perfluorononanesulfonic Acid | PFNS | 68259-12-1 |
| Perfluorooctanesulfonic Acid | PFOS | 1763-23-1 |
| Perfluoroheptanesulfonic Acid | PFHpS | 375-92-8 |
| Perfluorohexanesulfonic Acid | PFHxS | 355-46-4 |
| Perfluoropentanesulfonic Acid | PFPeS | 2706-91-4 |
| Perfluorobutanesulfonic Acid | PFBS | 375-73-5 |
| Perfluoropropanesulfonic Acid | PFPrS | 423-41-6 |
| FLUOROTELOMERS | | |
| 1H,1H,2H,2H-Perfluorododecanesulfonic Acid | 10:2FTS | 120226-60-0 |
| 1H,1H,2H,2H-Perfluorodecanesulfonic Acid | 8:2FTS | 39108-34-4 |
| 1H,1H,2H,2H-Perfluorooctanesulfonic Acid | 6:2FTS | 27619-97-2 |
| 1H,1H,2H,2H-Perfluorohexanesulfonic Acid | 4:2FTS | 757124-72-4 |
| PERFLUOROALKANE SULFONAMIDES (FASAs) | | |
| Perfluorooctanesulfonamide | FOSA/PFOSA | 754-91-6 |
| N-Ethyl Perfluorooctane Sulfonamide | NEtFOSA | 4151-50-2 |
| N-Methyl Perfluorooctane Sulfonamide | NMeFOSA | 31506-32-8 |
| PERFLUOROALKANE SULFONYL SUBSTANCES | | |
| N-Ethyl Perfluorooctanesulfonamido Ethanol | NEtFOSE | 1691-99-2 |
| N-Methyl Perfluorooctanesulfonamido Ethanol | NMeFOSE | 24448-09-7 |
| N-Ethyl Perfluorooctanesulfonamidoacetic Acid | NEtFOSAA | 2991-50-6 |
| N-Methyl Perfluorooctanesulfonamidoacetic Acid | NMeFOSAA | 2355-31-9 |
| PER- and POLYFLUOROALKYL ETHER CARBOXYLIC ACIDS | | |
| 2,3,3,3-Tetrafluoro-2-[1,1,2,2,3,3,3-Heptafluoropropoxy]-Propanoic Acid | HFPO-DA | 13252-13-6 |
| 4,8-Dioxa-3h-Perfluorononanoic Acid | ADONA | 919005-14-4 |
| CHLORO-PERFLUOROALKYL SULFONIC ACIDS | | |
| 11-Chloroeicosafluoro-3-Oxaundecane-1-Sulfonic Acid | 11Cl-PF3OUdS | 763051-92-9 |
| 9-Chlorohexadecafluoro-3-Oxanone-1-Sulfonic Acid | 9Cl-PF3ONS | 756426-58-1 |
| PERFLUOROETHER SULFONIC ACIDS (PFESAs) | | |
| Perfluoro(2-Ethoxyethane)Sulfonic Acid | PFEESA | 113507-82-7 |
| PERFLUOROETHER/POLYETHER CARBOXYLIC ACIDS (PFPCAs) | | |
| Perfluoro-3-Methoxypropanoic Acid | PFMPA | 377-73-1 |
| Perfluoro-4-Methoxybutanoic Acid | PFMBA | 863090-89-5 |
| Nonafluoro-3,6-Dioxaheptanoic Acid | NFDHA | 151772-58-6 |

**Project Name:** NORTH MAIN STREET SITE
**Project Number:** 12814, PHASE 3

**Lab Number:** L2304831
**Report Date:** 03/07/23

## PFAS PARAMETER SUMMARY

| Parameter | Acronym | CAS Number |
|---|---|---|
| FLUOROTELOMER CARBOXYLIC ACIDS (FTCAs) | | |
| 3-Perfluoroheptyl Propanoic Acid | 7:3FTCA | 812-70-4 |
| 2H,2H,3H,3H-Perfluorooctanoic Acid | 5:3FTCA | 914637-49-3 |
| 3-Perfluoropropyl Propanoic Acid | 3:3FTCA | 356-02-5 |

| | | | |
|---|---|---|---|
| **Project Name:** | NORTH MAIN STREET SITE | **Lab Number:** | L2304831 |
| **Project Number:** | 12814, PHASE 3 | **Report Date:** | 03/07/23 |

## GLOSSARY

***Acronyms***

| | |
|---|---|
| DL | - Detection Limit: This value represents the level to which target analyte concentrations are reported as estimated values, when those target analyte concentrations are quantified below the limit of quantitation (LOQ). The DL includes any adjustments from dilutions, concentrations or moisture content, where applicable. (DoD report formats only.) |
| EDL | - Estimated Detection Limit: This value represents the level to which target analyte concentrations are reported as estimated values, when those target analyte concentrations are quantified below the reporting limit (RL). The EDL includes any adjustments from dilutions, concentrations or moisture content, where applicable. The use of EDLs is specific to the analysis of PAHs using Solid-Phase Microextraction (SPME). |
| EMPC | - Estimated Maximum Possible Concentration: The concentration that results from the signal present at the retention time of an analyte when the ions meet all of the identification criteria except the ion abundance ratio criteria. An EMPC is a worst-case estimate of the concentration. |
| EPA | - Environmental Protection Agency. |
| LCS | - Laboratory Control Sample: A sample matrix, free from the analytes of interest, spiked with verified known amounts of analytes or a material containing known and verified amounts of analytes. |
| LCSD | - Laboratory Control Sample Duplicate: Refer to LCS. |
| LFB | - Laboratory Fortified Blank: A sample matrix, free from the analytes of interest, spiked with verified known amounts of analytes or a material containing known and verified amounts of analytes. |
| LOD | - Limit of Detection: This value represents the level to which a target analyte can reliably be detected for a specific analyte in a specific matrix by a specific method. The LOD includes any adjustments from dilutions, concentrations or moisture content, where applicable. (DoD report formats only.) |
| LOQ | - Limit of Quantitation: The value at which an instrument can accurately measure an analyte at a specific concentration. The LOQ includes any adjustments from dilutions, concentrations or moisture content, where applicable. (DoD report formats only.)<br><br>Limit of Quantitation: The value at which an instrument can accurately measure an analyte at a specific concentration. The LOQ includes any adjustments from dilutions, concentrations or moisture content, where applicable. (DoD report formats only.) |
| MDL | - Method Detection Limit: This value represents the level to which target analyte concentrations are reported as estimated values, when those target analyte concentrations are quantified below the reporting limit (RL). The MDL includes any adjustments from dilutions, concentrations or moisture content, where applicable. |
| MS | - Matrix Spike Sample: A sample prepared by adding a known mass of target analyte to a specified amount of matrix sample for which an independent estimate of target analyte concentration is available. For Method 332.0, the spike recovery is calculated using the native concentration, including estimated values. |
| MSD | - Matrix Spike Sample Duplicate: Refer to MS. |
| NA | - Not Applicable. |
| NC | - Not Calculated: Term is utilized when one or more of the results utilized in the calculation are non-detect at the parameter's reporting unit. |
| NDPA/DPA | - N-Nitrosodiphenylamine/Diphenylamine. |
| NI | - Not Ignitable. |
| NP | - Non-Plastic: Term is utilized for the analysis of Atterberg Limits in soil. |
| NR | - No Results: Term is utilized when 'No Target Compounds Requested' is reported for the analysis of Volatile or Semivolatile Organic TIC only requests. |
| RL | - Reporting Limit: The value at which an instrument can accurately measure an analyte at a specific concentration. The RL includes any adjustments from dilutions, concentrations or moisture content, where applicable. |
| RPD | - Relative Percent Difference: The results from matrix and/or matrix spike duplicates are primarily designed to assess the precision of analytical results in a given matrix and are expressed as relative percent difference (RPD). Values which are less than five times the reporting limit for any individual parameter are evaluated by utilizing the absolute difference between the values; although the RPD value will be provided in the report. |
| SRM | - Standard Reference Material: A reference sample of a known or certified value that is of the same or similar matrix as the associated field samples. |
| STLP | - Semi-dynamic Tank Leaching Procedure per EPA Method 1315. |
| TEF | - Toxic Equivalency Factors: The values assigned to each dioxin and furan to evaluate their toxicity relative to 2,3,7,8-TCDD. |
| TEQ | - Toxic Equivalent: The measure of a sample's toxicity derived by multiplying each dioxin and furan by its corresponding TEF and then summing the resulting values. |
| TIC | - Tentatively Identified Compound: A compound that has been identified to be present and is not part of the target compound list (TCL) for the method and/or program. All TICs are qualitatively identified and reported as estimated concentrations. |

*Report Format: DU Report with 'J' Qualifiers*

| | | | |
|---|---|---|---|
| **Project Name:** | NORTH MAIN STREET SITE | **Lab Number:** | L2304831 |
| **Project Number:** | 12814, PHASE 3 | **Report Date:** | 03/07/23 |

***Footnotes***

1 - The reference for this analyte should be considered modified since this analyte is absent from the target analyte list of the original method.

***Terms***

Analytical Method: Both the document from which the method originates and the analytical reference method. (Example: EPA 8260B is shown as 1,8260B.) The codes for the reference method documents are provided in the References section of the Addendum.

Chlordane: The target compound Chlordane (CAS No. 57-74-9) is reported for GC ECD analyses. Per EPA,this compound "refers to a mixture of chlordane isomers, other chlorinated hydrocarbons and numerous other components." (Reference: USEPA Toxicological Review of Chlordane, In Support of Summary Information on the Integrated Risk Information System (IRIS), December 1997.)

Difference: With respect to Total Oxidizable Precursor (TOP) Assay analysis, the difference is defined as the Post-Treatment value minus the Pre-Treatment value.

Final pH: As it pertains to Sample Receipt & Container Information section of the report, Final pH reflects pH of container determined after adjustment at the laboratory, if applicable. If no adjustment required, value reflects Initial pH.

Frozen Date/Time: With respect to Volatile Organics in soil, Frozen Date/Time reflects the date/time at which associated Reagent Water-preserved vials were initially frozen. Note: If frozen date/time is beyond 48 hours from sample collection, value will be reflected in 'bold'.

Gasoline Range Organics (GRO): Gasoline Range Organics (GRO) results include all chromatographic peaks eluting from Methyl tert butyl ether through Naphthalene, with the exception of GRO analysis in support of State of Ohio programs, which includes all chromatographic peaks eluting from Hexane through Dodecane.

Initial pH: As it pertains to Sample Receipt & Container Information section of the report, Initial pH reflects pH of container determined upon receipt, if applicable.

PAH Total: With respect to Alkylated PAH analyses, the 'PAHs, Total' result is defined as the summation of results for all or a subset of the following compounds: Naphthalene, C1-C4 Naphthalenes, 2-Methylnaphthalene, 1-Methylnaphthalene, Biphenyl, Acenaphthylene, Acenaphthene, Fluorene, C1-C3 Fluorenes, Phenanthrene, C1-C4 Phenanthrenes/Anthracenes, Anthracene, Fluoranthene, Pyrene, C1-C4 Fluoranthenes/Pyrenes, Benz(a)anthracene, Chrysene, C1-C4 Chrysenes, Benzo(b)fluoranthene, Benzo(j)+(k)fluoranthene, Benzo(e)pyrene, Benzo(a)pyrene, Perylene, Indeno(1,2,3-cd)pyrene, Dibenz(ah)+(ac)anthracene, Benzo(g,h,i)perylene. If a 'Total' result is requested, the results of its individual components will also be reported.

PFAS Total: With respect to PFAS analyses, the 'PFAS, Total (5)' result is defined as the summation of results for: PFHpA, PFHxS, PFOA, PFNA and PFOS. In addition, the 'PFAS, Total (6)' result is defined as the summation of results for: PFHpA, PFHxS, PFOA, PFNA, PFDA and PFOS. For MassDEP DW compliance analysis only, the 'PFAS, Total (6)' result is defined as the summation of results at or above the RL. Note: If a 'Total' result is requested, the results of its individual components will also be reported.

Total: With respect to Organic analyses, a 'Total' result is defined as the summation of results for individual isomers or Aroclors. If a 'Total' result is requested, the results of its individual components will also be reported. This is applicable to 'Total' results for methods 8260, 8081 and 8082.

***Data Qualifiers***

**A** - Spectra identified as "Aldol Condensates" are byproducts of the extraction/concentration procedures when acetone is introduced in the process.

**B** - The analyte was detected above the reporting limit in the associated method blank. Flag only applies to associated field samples that have detectable concentrations of the analyte at less than ten times (10x) the concentration found in the blank. For MCP-related projects, flag only applies to associated field samples that have detectable concentrations of the analyte at less than ten times (10x) the concentration found in the blank. For DOD-related projects, flag only applies to associated field samples that have detectable concentrations of the analyte at less than ten times (10x) the concentration found in the blank AND the analyte was detected above one-half the reporting limit (or above the reporting limit for common lab contaminants) in the associated method blank. For NJ-Air-related projects, flag only applies to associated field samples that have detectable concentrations of the analyte above the reporting limit. For NJ-related projects (excluding Air), flag only applies to associated field samples that have detectable concentrations of the analyte, which was detected above the reporting limit in the associated method blank or above five times the reporting limit for common lab contaminants (Phthalates, Acetone, Methylene Chloride, 2-Butanone).

**C** - Co-elution: The target analyte co-elutes with a known lab standard (i.e. surrogate, internal standards, etc.) for co-extracted analyses.

**D** - Concentration of analyte was quantified from diluted analysis. Flag only applies to field samples that have detectable concentrations of the analyte.

**E** - Concentration of analyte exceeds the range of the calibration curve and/or linear range of the instrument.

**F** - The ratio of quantifier ion response to qualifier ion response falls outside of the laboratory criteria. Results are considered to be an estimated maximum concentration.

**G** - The concentration may be biased high due to matrix interferences (i.e, co-elution) with non-target compound(s). The result should be considered estimated.

**H** - The analysis of pH was performed beyond the regulatory-required holding time of 15 minutes from the time of sample collection.

**I** - The lower value for the two columns has been reported due to obvious interference.

**J** - Estimated value. The Target analyte concentration is below the quantitation limit (RL), but above the Method Detection Limit (MDL) or Estimated Detection Limit (EDL) for SPME-related analyses. This represents an estimated concentration for Tentatively

| | | | |
|---|---|---|---|
| **Project Name:** | NORTH MAIN STREET SITE | **Lab Number:** | L2304831 |
| **Project Number:** | 12814, PHASE 3 | **Report Date:** | 03/07/23 |

***Data Qualifiers***

Identified Compounds (TICs).

**M** - Reporting Limit (RL) exceeds the MCP CAM Reporting Limit for this analyte.

**ND** - Not detected at the method detection limit (MDL) for the sample, or estimated detection limit (EDL) for SPME-related analyses.

**NJ** - Presumptive evidence of compound. This represents an estimated concentration for Tentatively Identified Compounds (TICs), where the identification is based on a mass spectral library search.

**P** - The RPD between the results for the two columns exceeds the method-specified criteria.

**Q** - The quality control sample exceeds the associated acceptance criteria. For DOD-related projects, LCS and/or Continuing Calibration Standard exceedences are also qualified on all associated sample results. Note: This flag is not applicable for matrix spike recoveries when the sample concentration is greater than 4x the spike added or for batch duplicate RPD when the sample concentrations are less than 5x the RL. (Metals only.)

**R** - Analytical results are from sample re-analysis.

**RE** - Analytical results are from sample re-extraction.

**S** - Analytical results are from modified screening analysis.

**V** - The surrogate associated with this target analyte has a recovery outside the QC acceptance limits. (Applicable to MassDEP DW Compliance samples only.)

**Z** - The batch matrix spike and/or duplicate associated with this target analyte has a recovery/RPD outside the QC acceptance limits. (Applicable to MassDEP DW Compliance samples only.)

| | | | |
|---|---|---|---|
| **Project Name:** | NORTH MAIN STREET SITE | **Lab Number:** | L2304831 |
| **Project Number:** | 12814, PHASE 3 | **Report Date:** | 03/07/23 |

## REFERENCES


1 Test Methods for Evaluating Solid Waste: Physical/Chemical Methods. EPA SW-846. Third Edition. Updates I - VI, 2018.

121 Standard Methods for the Examination of Water and Wastewater. APHA-AWWA-WEF. Standard Methods Online.

144 Analysis of Per- and Polyfluoroalkyl Substances (PFAS) in Aqueous, Solid, Biosolids, and Tissue Samples by LC-MS/MS. Draft EPA Method 1633, EPA Document 821-D-22-001, June 2022.


## LIMITATION OF LIABILITIES

Alpha Analytical performs services with reasonable care and diligence normal to the analytical testing laboratory industry. In the event of an error, the sole and exclusive responsibility of Alpha Analytical shall be to re-perform the work at it's own expense. In no event shall Alpha Analytical be held liable for any incidental, consequential or special damages, including but not limited to, damages in any way connected with the use of, interpretation of, information or analysis provided by Alpha Analytical.

We strongly urge our clients to comply with EPA protocol regarding sample volume, preservation, cooling, containers, sampling procedures, holding time and splitting of samples in the field.

# Certification Information

**The following analytes are not included in our Primary NELAP Scope of Accreditation:**

**Westborough Facility**
**EPA 624/624.1:** m/p-xylene, o-xylene, Naphthalene
**EPA 625/625.1:** alpha-Terpineol
**EPA 8260C/8260D:** NPW: 1,2,4,5-Tetramethylbenzene; 4-Ethyltoluene, Azobenzene; SCM: Iodomethane (methyl iodide), 1,2,4,5-Tetramethylbenzene; 4-Ethyltoluene.
**EPA 8270D/8270E:** NPW: Dimethylnaphthalene,1,4-Diphenylhydrazine, alpha-Terpineol; SCM: Dimethylnaphthalene,1,4-Diphenylhydrazine.
**SM4500**: NPW: Amenable Cyanide; SCM: Total Phosphorus, TKN, NO2, NO3.

**Mansfield Facility**
**SM 2540D:** TSS
**EPA 8082A:** NPW: PCB: 1, 5, 31, 87,101, 110, 141, 151, 153, 180, 183, 187.
**EPA TO-15:** Halothane, 2,4,4-Trimethyl-2-pentene, 2,4,4-Trimethyl-1-pentene, Thiophene, 2-Methylthiophene, 3-Methylthiophene, 2-Ethylthiophene, 1,2,3-Trimethylbenzene, Indan, Indene, 1,2,4,5-Tetramethylbenzene, Benzothiophene, 1-Methylnaphthalene.
**Biological Tissue Matrix:** EPA 3050B

**The following analytes are included in our Massachusetts DEP Scope of Accreditation**

**Westborough Facility:**

***Drinking Water***
**EPA 300.0**: Chloride, Nitrate-N, Fluoride, Sulfate; **EPA 353.2**: Nitrate-N, Nitrite-N; **SM4500NO3-F**: Nitrate-N, Nitrite-N; **SM4500F-C, SM4500CN-CE, EPA 180.1, SM2130B, SM4500Cl-D, SM2320B, SM2540C, SM4500H-B, SM4500NO2-B**
**EPA 332**: Perchlorate; **EPA 524.2:** THMs and VOCs; **EPA 504.1:** EDB, DBCP.
**Microbiology**: **SM9215B; SM9223-P/A, SM9223B-Colilert-QT,SM9222D**.

***Non-Potable Water***
**SM4500H,B, EPA 120.1, SM2510B, SM2540C, SM2320B, SM4500CL-E, SM4500F-BC, SM4500NH3-BH:** Ammonia-N and Kjeldahl-N, **EPA 350.1**: Ammonia-N, **LACHAT 10-107-06-1-B**: Ammonia-N, **EPA 351.1, SM4500NO3-F, EPA 353.2**: Nitrate-N, **SM4500P-E, SM4500P-B, E, SM4500SO4-E, SM5220D, EPA 410.4, SM5210B, SM5310C, SM4500CL-D, EPA 1664, EPA 420.1, SM4500-CN-CE, SM2540D, EPA 300: Chloride, Sulfate, Nitrate.**
**EPA 624.1**: Volatile Halocarbons & Aromatics,
**EPA 608.3**: Chlordane, Toxaphene, Aldrin, alpha-BHC, beta-BHC, gamma-BHC, delta-BHC, Dieldrin, DDD, DDE, DDT, Endosulfan I, Endosulfan II, Endosulfan sulfate, Endrin, Endrin Aldehyde, Heptachlor, Heptachlor Epoxide, PCBs
**EPA 625.1**: SVOC (Acid/Base/Neutral Extractables), **EPA 600/4-81-045**: PCB-Oil.
**Microbiology**: **SM9223B-Colilert-QT; Enterolert-QT, SM9221E, EPA 1600, EPA 1603, SM9222D.**

**Mansfield Facility:**

***Drinking Water***
**EPA 200.7:** Al, Ba, Cd, Cr, Cu, Fe, Mn, Ni, Na, Ag, Ca, Zn. **EPA 200.8:** Al, Sb, As, Ba, Be, Cd, Cr, Cu, Pb, Mn, Ni, Se, Ag, TL, Zn. **EPA 245.1** Hg.
**EPA 522, EPA 537.1.**

***Non-Potable Water***
**EPA 200.7:** Al, Sb, As, Be, Cd, Ca, Cr, Co, Cu, Fe, Pb, Mg, Mn, Mo, Ni, K, Se, Ag, Na, Sr, TL, Ti, V, Zn.
**EPA 200.8:** Al, Sb, As, Be, Cd, Cr, Cu, Fe, Pb, Mn, Ni, K, Se, Ag, Na, TL, Zn.
**EPA 245.1** Hg.
**SM2340B**

For a complete listing of analytes and methods, please contact your Alpha Project Manager.

# NEW JERSEY CHAIN OF CUSTODY

ALPHA ANALYTICAL

Westborough, MA 01581
8 Walkup Dr.
TEL: 508-898-9220
FAX: 508-898-9193

Mansfield, MA 02048
320 Forbes Blvd
TEL: 508-822-9300
FAX: 508-822-3288

**Service Centers**
Mahwah, NJ 07430: 35 Whitney Rd, Suite 5
Albany, NY 12205: 14 Walker Way
Tonawanda, NY 14150: 275 Cooper Ave, Suite 105

Page 1 of 1

Date Rec'd in Lab: 1/27/23

ALPHA Job #: L2304831

**Client Information**
Client: SESI
Address: 959 Rt 46 E 3rd Floor 300 Suite Parsippany, NJ
Phone: (973) 808-5050
Fax:
Email: monica.norton@sesi.org

**Project Information**
Project Name: North Main Street Site
Project Location: 128-136 North Main St, Portchester NY
Project #: 12814, phase 3
(Use Project name as Project #) ☐
Project Manager: Monica Norton
ALPHAQuote #:

**Turn-Around Time**
Standard ☒ Due Date:
Rush (only if pre approved) ☐ # of Days:

**Deliverables**
☐ NJ Full / Reduced
☐ EQuIS (1 File) ☐ EQuIS (4 File)
☒ Other Cat B

**Regulatory Requirement**
☐ SRS Residential/Non Residential
☐ SRS Impact to Groundwater
☐ NJ Ground Water Quality Standards
☐ NJ IGW SPLP Leachate Criteria
☒ Other Compare NYDEC AWQS NYDEC SCOs

**Billing Information**
☒ Same as Client Info
PO #

**Site Information**
Is this site impacted by Petroleum? Yes ☐
Petroleum Product:

These samples have been previously analyzed by Alpha ☐

**For EPH, selection is REQUIRED:**
☐ Category 1
☐ Category 2

**For VOC, selection is REQUIRED:**
☐ 1,4-Dioxane
☐ 8011

**Other project specific requirements/comments:**
Please specify Metals or TAL.

**Sample Filtration**
☐ Done
☐ Lab to do
**Preservation**
☐ Lab to do
(Please Specify below)

| ALPHA Lab ID (Lab Use Only) | Sample ID | Collection Date | Collection Time | Sample Matrix | Sampler's Initials | TAL/TCL+30 | PFAS (1633) | 1,4 Dioxane (SIM-5) | VOCs only | | | | | Sample Specific Comments | Total Bottle |
|---|---|---|---|---|---|---|---|---|---|---|---|---|---|---|---|
| 04831-01 | SB-207 (8.5-9) | 1/27/23 | 0900 | Soil | CC | X | | | | | | | | | |
| -02 | SB-208 (2.5-3) | ↓ | 1030 | ↓ | ↓ | X | | | | | | | | | |
| -03 | SB-209 (2.5-3) | ↓ | 1220 | ↓ | ↓ | X | X | X | | | | | | No VOCs Analysis | |
| -04 | TWP-20230127 | ↓ | 1240 | Groundwater | CC | X | X | X | | | | | | | |
| -05 | TB-20230127 | ↓ | ↓ | ↓ | | | | | X | | | | | | |
| | | | | | | | | | | | | | | | |
| | | | | | | | | | | | | | | | |
| | | | | | | | | | | | | | | | |
| | | | | | | | | | | | | | | | |
| | | | | | | | | | | | | | | | |

Preservative Code:
A = None
B = HCl
C = $HNO_3$
D = $H_2SO_4$
E = NaOH
F = MeOH
G = $NaHSO_4$
H = $Na_2S_2O_3$
K/E = Zn Ac/NaOH
O = Other

Container Code
P = Plastic
A = Amber Glass
V = Vial
G = Glass
B = Bacteria Cup
C = Cube
O = Other
E = Encore
D = BOD Bottle

Westboro: Certification No: MA935
Mansfield: Certification No: MA015

| | TAL/TCL+30 | PFAS (1633) | 1,4 Dioxane (SIM-5) | VOCs only | | | | |
|---|---|---|---|---|---|---|---|---|
| Container Type | A, P, E | P | P | V | | | | |
| Preservative | B, C | | | B | | | | |

| Relinquished By: | Date/Time | Received By: | Date/Time |
|---|---|---|---|
| [signature] | 1/27/23 1530 | [signature] | 1/27/23 1530 |
| [signature] | 1/27/23 1700 | Paul Mascellas | 1/27/23 1700 |
| Paul Mascellas | 1/27/23 | [signature] | 1/27/23 2330 |
| [signature] | 1/27/23 2330 | | |

Please print clearly, legibly and completely. Samples can not be logged in and turnaround time clock will not start until any ambiguities are resolved. BY EXECUTING THIS COC, THE CLIENT HAS READ AND AGREES TO BE BOUND BY ALPHA'S TERMS & CONDITIONS. (See reverse side.)

Form No: 01-14 HC (rev. 30-Sept-2013)

Quantitation Report (QT/LSC Reviewed)

Data Path : I:\VOLATILES\VOA123\2023\230201A\
Data File : V23230201A13.D
Acq On : 01 Feb 2023 02:27 pm
Operator : VOA123:AJK
Sample : l2304831-01,31,5.35,5,,z,pri
Misc : WG1739845,ICAL19503
ALS Vial : 13 Sample Multiplier: 1

Quant Time: Feb 01 16:16:55 2023
Quant Method : I:\VOLATILES\VOA123\2023\230201A\V123_221117A_8260.m
Quant Title : VOLATILES BY GC/MS
QLast Update : Fri Nov 18 09:41:43 2022
Response via : Initial Calibration

Sub List : 8260-NYTCL - Megamix plus Diox30201A\V23230201A01.D•

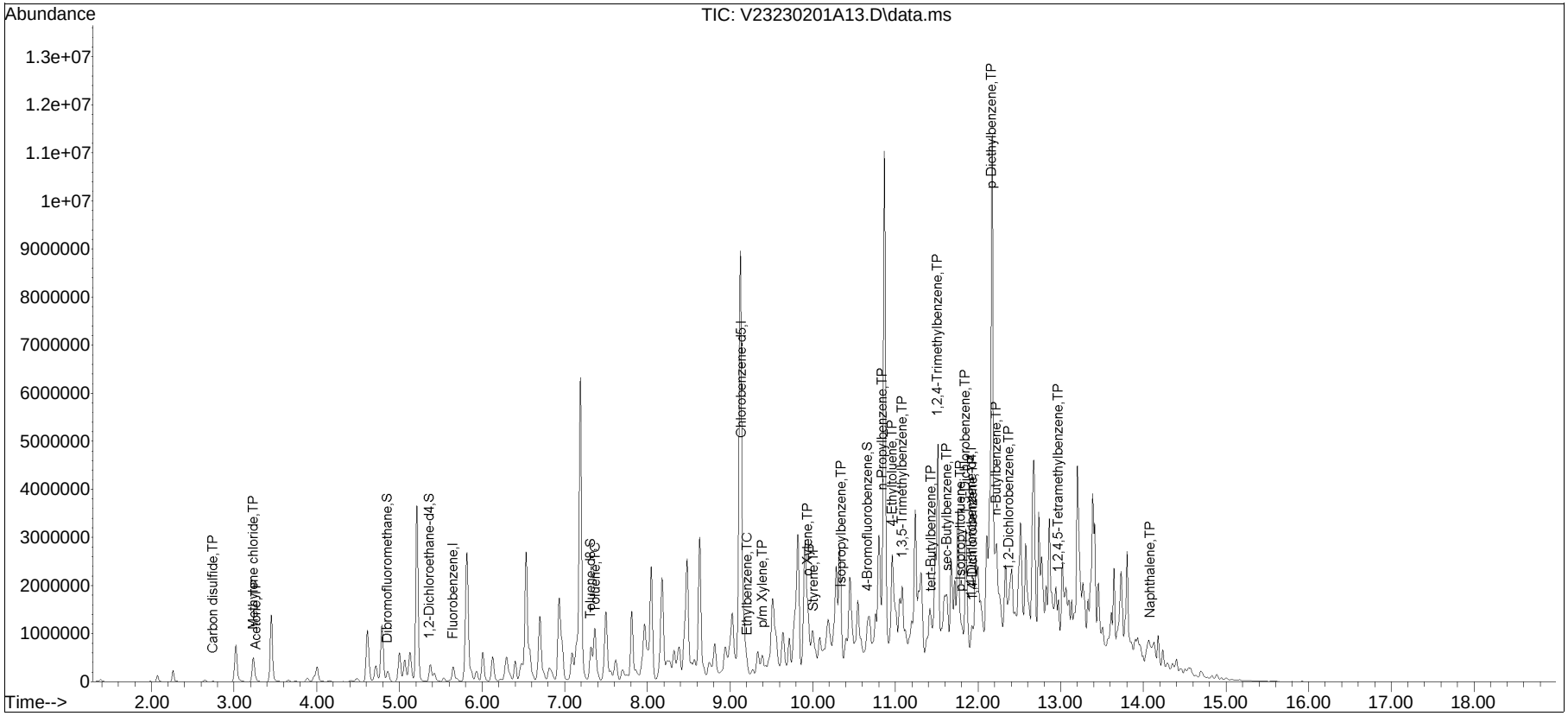

# ANALYTICAL REPORT

| | |
|---|---|
| Lab Number: | L2316228 |
| Client: | Soils Engineering Services, Inc.<br>959 Route 46E<br>Parsippany, NJ 07054 |
| ATTN: | Monica Norton |
| Phone: | (973) 808-9050 |
| Project Name: | 128 NORTH MAIN ST. |
| Project Number: | 12814, PHASE 7 |
| Report Date: | 04/03/23 |



Certifications & Approvals: MA (M-MA030), NH NELAP (2062), CT (PH-0141), DoD (L2474), FL (E87814), IL (200081), LA (85084), ME (MA00030), MD (350), NJ (MA015), NY (11627), NC (685), OH (CL106), PA (68-02089), RI (LAO00299), TX (T104704419), VT (VT-0015), VA (460194), WA (C954), US Army Corps of Engineers, USDA (Permit #P330-17-00150), USFWS (Permit #206964).

320 Forbes Boulevard, Mansfield, MA 02048-1806
508-822-9300 (Fax) 508-822-3288 800-624-9220 - www.alphalab.com

**Project Name:** 128 NORTH MAIN ST.
**Project Number:** 12814, PHASE 7

**Lab Number:** L2316228
**Report Date:** 04/03/23

| Alpha Sample ID | Client ID | Matrix | Sample Location | Collection Date/Time | Receive Date |
|---|---|---|---|---|---|
| L2316228-01 | SV-301 | SOIL_VAPOR | PORT CHESTER NY | 03/28/23 13:12 | 03/28/23 |
| L2316228-02 | SSSV-301 | SOIL_VAPOR | PORT CHESTER NY | 03/28/23 13:47 | 03/28/23 |

| | | | |
|---|---|---|---|
| **Project Name:** | 128 NORTH MAIN ST. | **Lab Number:** | L2316228 |
| **Project Number:** | 12814, PHASE 7 | **Report Date:** | 04/03/23 |

## Case Narrative

The samples were received in accordance with the Chain of Custody and no significant deviations were encountered during the preparation or analysis unless otherwise noted. Sample Receipt, Container Information, and the Chain of Custody are located at the back of the report.

Results contained within this report relate only to the samples submitted under this Alpha Lab Number and meet NELAP requirements for all NELAP accredited parameters unless otherwise noted in the following narrative. The data presented in this report is organized by parameter (i.e. VOC, SVOC, etc.). Sample specific Quality Control data (i.e. Surrogate Spike Recovery) is reported at the end of the target analyte list for each individual sample, followed by the Laboratory Batch Quality Control at the end of each parameter. Tentatively Identified Compounds (TICs), if requested, are reported for compounds identified to be present and are not part of the method/program Target Compound List, even if only a subset of the TCL are being reported. If a sample was re-analyzed or re-extracted due to a required quality control corrective action and if both sets of data are reported, the Laboratory ID of the re-analysis or re-extraction is designated with an "R" or "RE", respectively.

When multiple Batch Quality Control elements are reported (e.g. more than one LCS), the associated samples for each element are noted in the grey shaded header line of each data table. Any Laboratory Batch, Sample Specific % recovery or RPD value that is outside the listed Acceptance Criteria is bolded in the report. In reference to questions H (CAM) or 4 (RCP) when "NO" is checked, the performance criteria for CAM and RCP methods allow for some quality control failures to occur and still be within method compliance. In these instances, the specific failure is not narrated but noted in the associated QC Outlier Summary Report, located directly after the Case Narrative. QC information is also incorporated in the Data Usability Assessment table (Format 11) of our Data Merger tool, where it can be reviewed in conjunction with the sample result, associated regulatory criteria and any associated data usability implications.

Soil/sediments, solids and tissues are reported on a dry weight basis unless otherwise noted. Definitions of all data qualifiers and acronyms used in this report are provided in the Glossary located at the back of the report.

HOLD POLICY - For samples submitted on hold, Alpha's policy is to hold samples (with the exception of Air canisters) free of charge for 21 calendar days from the date the project is completed. After 21 calendar days, we will dispose of all samples submitted including those put on hold unless you have contacted your Alpha Project Manager and made arrangements for Alpha to continue to hold the samples. Air canisters will be disposed after 3 business days from the date the project is completed.

Please contact Project Management at 800-624-9220 with any questions.

| | | | |
|---|---|---|---|
| **Project Name:** | 128 NORTH MAIN ST. | **Lab Number:** | L2316228 |
| **Project Number:** | 12814, PHASE 7 | **Report Date:** | 04/03/23 |

**Case Narrative (continued)**

Volatile Organics in Air

Canisters were released from the laboratory on March 27, 2023. The canister certification results are provided as an addendum.

The WG1761405-3 LCS recovery for bromoform (136%) is above the upper 130% acceptance limit. All samples associated with this LCS do not have reportable amounts of this analyte.

I, the undersigned, attest under the pains and penalties of perjury that, to the best of my knowledge and belief and based upon my personal inquiry of those responsible for providing the information contained in this analytical report, such information is accurate and complete. This certificate of analysis is not complete unless this page accompanies any and all pages of this report.

Authorized Signature: Christopher J. Anderson

Title: Technical Director/Representative Date: 04/03/23

# AIR

**Project Name:** 128 NORTH MAIN ST.
**Project Number:** 12814, PHASE 7

**Lab Number:** L2316228
**Report Date:** 04/03/23

## SAMPLE RESULTS

Lab ID: L2316228-01
Client ID: SV-301
Sample Location: PORT CHESTER NY

Date Collected: 03/28/23 13:12
Date Received: 03/28/23
Field Prep: Not Specified

Sample Depth:
Matrix: Soil_Vapor
Anaytical Method: 48,TO-15
Analytical Date: 04/01/23 00:58
Analyst: TJS

| | ppbV | | | ug/m3 | | | | |
|---|---|---|---|---|---|---|---|---|
| Parameter | Results | RL | MDL | Results | RL | MDL | Qualifier | Dilution Factor |
| Volatile Organics in Air - Mansfield Lab | | | | | | | | |
| Dichlorodifluoromethane | 0.520 | 0.200 | -- | 2.57 | 0.989 | -- | | 1 |
| Chloromethane | ND | 0.200 | -- | ND | 0.413 | -- | | 1 |
| Freon-114 | ND | 0.200 | -- | ND | 1.40 | -- | | 1 |
| Vinyl chloride | ND | 0.200 | -- | ND | 0.511 | -- | | 1 |
| 1,3-Butadiene | 1.18 | 0.200 | -- | 2.61 | 0.442 | -- | | 1 |
| Bromomethane | ND | 0.200 | -- | ND | 0.777 | -- | | 1 |
| Chloroethane | ND | 0.200 | -- | ND | 0.528 | -- | | 1 |
| Ethanol | ND | 5.00 | -- | ND | 9.42 | -- | | 1 |
| Vinyl bromide | ND | 0.200 | -- | ND | 0.874 | -- | | 1 |
| Acetone | 10.2 | 1.00 | -- | 24.2 | 2.38 | -- | | 1 |
| Trichlorofluoromethane | 0.226 | 0.200 | -- | 1.27 | 1.12 | -- | | 1 |
| Isopropanol | 0.544 | 0.500 | -- | 1.34 | 1.23 | -- | | 1 |
| 1,1-Dichloroethene | ND | 0.200 | -- | ND | 0.793 | -- | | 1 |
| Tertiary butyl Alcohol | 1.72 | 0.500 | -- | 5.21 | 1.52 | -- | | 1 |
| Methylene chloride | ND | 0.500 | -- | ND | 1.74 | -- | | 1 |
| 3-Chloropropene | ND | 0.200 | -- | ND | 0.626 | -- | | 1 |
| Carbon disulfide | 2.59 | 0.200 | -- | 8.07 | 0.623 | -- | | 1 |
| Freon-113 | ND | 0.200 | -- | ND | 1.53 | -- | | 1 |
| trans-1,2-Dichloroethene | ND | 0.200 | -- | ND | 0.793 | -- | | 1 |
| 1,1-Dichloroethane | ND | 0.200 | -- | ND | 0.809 | -- | | 1 |
| Methyl tert butyl ether | ND | 0.200 | -- | ND | 0.721 | -- | | 1 |
| 2-Butanone | ND | 0.500 | -- | ND | 1.47 | -- | | 1 |
| cis-1,2-Dichloroethene | ND | 0.200 | -- | ND | 0.793 | -- | | 1 |

**Project Name:** 128 NORTH MAIN ST.
**Project Number:** 12814, PHASE 7

**Lab Number:** L2316228
**Report Date:** 04/03/23

## SAMPLE RESULTS

Lab ID: L2316228-01
Client ID: SV-301
Sample Location: PORT CHESTER NY

Date Collected: 03/28/23 13:12
Date Received: 03/28/23
Field Prep: Not Specified

Sample Depth:

| Parameter | ppbV Results | ppbV RL | ppbV MDL | ug/m3 Results | ug/m3 RL | ug/m3 MDL | Qualifier | Dilution Factor |
|---|---|---|---|---|---|---|---|---|
| **Volatile Organics in Air - Mansfield Lab** | | | | | | | | |
| Ethyl Acetate | ND | 0.500 | -- | ND | 1.80 | -- | | 1 |
| Chloroform | ND | 0.200 | -- | ND | 0.977 | -- | | 1 |
| Tetrahydrofuran | ND | 0.500 | -- | ND | 1.47 | -- | | 1 |
| 1,2-Dichloroethane | ND | 0.200 | -- | ND | 0.809 | -- | | 1 |
| n-Hexane | 65.4 | 0.200 | -- | 230 | 0.705 | -- | | 1 |
| 1,1,1-Trichloroethane | ND | 0.200 | -- | ND | 1.09 | -- | | 1 |
| Benzene | 0.551 | 0.200 | -- | 1.76 | 0.639 | -- | | 1 |
| Carbon tetrachloride | ND | 0.200 | -- | ND | 1.26 | -- | | 1 |
| Cyclohexane | 1.74 | 0.200 | -- | 5.99 | 0.688 | -- | | 1 |
| 1,2-Dichloropropane | ND | 0.200 | -- | ND | 0.924 | -- | | 1 |
| Bromodichloromethane | ND | 0.200 | -- | ND | 1.34 | -- | | 1 |
| 1,4-Dioxane | ND | 0.200 | -- | ND | 0.721 | -- | | 1 |
| Trichloroethene | ND | 0.200 | -- | ND | 1.07 | -- | | 1 |
| 2,2,4-Trimethylpentane | ND | 0.200 | -- | ND | 0.934 | -- | | 1 |
| Heptane | 32.4 | 0.200 | -- | 133 | 0.820 | -- | | 1 |
| cis-1,3-Dichloropropene | ND | 0.200 | -- | ND | 0.908 | -- | | 1 |
| 4-Methyl-2-pentanone | ND | 0.500 | -- | ND | 2.05 | -- | | 1 |
| trans-1,3-Dichloropropene | ND | 0.200 | -- | ND | 0.908 | -- | | 1 |
| 1,1,2-Trichloroethane | ND | 0.200 | -- | ND | 1.09 | -- | | 1 |
| Toluene | 12.3 | 0.200 | -- | 46.4 | 0.754 | -- | | 1 |
| 2-Hexanone | ND | 0.200 | -- | ND | 0.820 | -- | | 1 |
| Dibromochloromethane | ND | 0.200 | -- | ND | 1.70 | -- | | 1 |
| 1,2-Dibromoethane | ND | 0.200 | -- | ND | 1.54 | -- | | 1 |
| Tetrachloroethene | 4.37 | 0.200 | -- | 29.6 | 1.36 | -- | | 1 |
| Chlorobenzene | ND | 0.200 | -- | ND | 0.921 | -- | | 1 |
| Ethylbenzene | 0.825 | 0.200 | -- | 3.58 | 0.869 | -- | | 1 |

**Project Name:** 128 NORTH MAIN ST.
**Project Number:** 12814, PHASE 7

**Lab Number:** L2316228
**Report Date:** 04/03/23

## SAMPLE RESULTS

Lab ID: L2316228-01
Client ID: SV-301
Sample Location: PORT CHESTER NY

Date Collected: 03/28/23 13:12
Date Received: 03/28/23
Field Prep: Not Specified

Sample Depth:

| Parameter | ppbV Results | ppbV RL | ppbV MDL | ug/m3 Results | ug/m3 RL | ug/m3 MDL | Qualifier | Dilution Factor |
|---|---|---|---|---|---|---|---|---|
| **Volatile Organics in Air - Mansfield Lab** | | | | | | | | |
| p/m-Xylene | 3.78 | 0.400 | -- | 16.4 | 1.74 | -- | | 1 |
| Bromoform | ND | 0.200 | -- | ND | 2.07 | -- | | 1 |
| Styrene | 0.484 | 0.200 | -- | 2.06 | 0.852 | -- | | 1 |
| 1,1,2,2-Tetrachloroethane | ND | 0.200 | -- | ND | 1.37 | -- | | 1 |
| o-Xylene | 1.08 | 0.200 | -- | 4.69 | 0.869 | -- | | 1 |
| 4-Ethyltoluene | ND | 0.200 | -- | ND | 0.983 | -- | | 1 |
| 1,3,5-Trimethylbenzene | ND | 0.200 | -- | ND | 0.983 | -- | | 1 |
| 1,2,4-Trimethylbenzene | 0.589 | 0.200 | -- | 2.90 | 0.983 | -- | | 1 |
| Benzyl chloride | ND | 0.200 | -- | ND | 1.04 | -- | | 1 |
| 1,3-Dichlorobenzene | ND | 0.200 | -- | ND | 1.20 | -- | | 1 |
| 1,4-Dichlorobenzene | ND | 0.200 | -- | ND | 1.20 | -- | | 1 |
| 1,2-Dichlorobenzene | ND | 0.200 | -- | ND | 1.20 | -- | | 1 |
| 1,2,4-Trichlorobenzene | ND | 0.200 | -- | ND | 1.48 | -- | | 1 |
| Hexachlorobutadiene | ND | 0.200 | -- | ND | 2.13 | -- | | 1 |

| Internal Standard | % Recovery | Qualifier | Acceptance Criteria |
|---|---|---|---|
| 1,4-Difluorobenzene | 83 | | 60-140 |
| Bromochloromethane | 79 | | 60-140 |
| chlorobenzene-d5 | 91 | | 60-140 |

**Project Name:** 128 NORTH MAIN ST.
**Project Number:** 12814, PHASE 7

**Lab Number:** L2316228
**Report Date:** 04/03/23

## SAMPLE RESULTS

Lab ID: L2316228-02
Client ID: SSSV-301
Sample Location: PORT CHESTER NY

Date Collected: 03/28/23 13:47
Date Received: 03/28/23
Field Prep: Not Specified

Sample Depth:
Matrix: Soil_Vapor
Anaytical Method: 48,TO-15
Analytical Date: 04/01/23 01:36
Analyst: TJS

| | ppbV | | | ug/m3 | | | | |
|---|---|---|---|---|---|---|---|---|
| **Parameter** | **Results** | **RL** | **MDL** | **Results** | **RL** | **MDL** | **Qualifier** | **Dilution Factor** |
| Volatile Organics in Air - Mansfield Lab | | | | | | | | |
| Dichlorodifluoromethane | 0.500 | 0.200 | -- | 2.47 | 0.989 | -- | | 1 |
| Chloromethane | ND | 0.200 | -- | ND | 0.413 | -- | | 1 |
| Freon-114 | ND | 0.200 | -- | ND | 1.40 | -- | | 1 |
| Vinyl chloride | ND | 0.200 | -- | ND | 0.511 | -- | | 1 |
| 1,3-Butadiene | ND | 0.200 | -- | ND | 0.442 | -- | | 1 |
| Bromomethane | ND | 0.200 | -- | ND | 0.777 | -- | | 1 |
| Chloroethane | ND | 0.200 | -- | ND | 0.528 | -- | | 1 |
| Ethanol | 5.80 | 5.00 | -- | 10.9 | 9.42 | -- | | 1 |
| Vinyl bromide | ND | 0.200 | -- | ND | 0.874 | -- | | 1 |
| Acetone | 19.9 | 1.00 | -- | 47.3 | 2.38 | -- | | 1 |
| Trichlorofluoromethane | 0.280 | 0.200 | -- | 1.57 | 1.12 | -- | | 1 |
| Isopropanol | 1.00 | 0.500 | -- | 2.46 | 1.23 | -- | | 1 |
| 1,1-Dichloroethene | ND | 0.200 | -- | ND | 0.793 | -- | | 1 |
| Tertiary butyl Alcohol | 0.799 | 0.500 | -- | 2.42 | 1.52 | -- | | 1 |
| Methylene chloride | ND | 0.500 | -- | ND | 1.74 | -- | | 1 |
| 3-Chloropropene | ND | 0.200 | -- | ND | 0.626 | -- | | 1 |
| Carbon disulfide | ND | 0.200 | -- | ND | 0.623 | -- | | 1 |
| Freon-113 | ND | 0.200 | -- | ND | 1.53 | -- | | 1 |
| trans-1,2-Dichloroethene | ND | 0.200 | -- | ND | 0.793 | -- | | 1 |
| 1,1-Dichloroethane | ND | 0.200 | -- | ND | 0.809 | -- | | 1 |
| Methyl tert butyl ether | ND | 0.200 | -- | ND | 0.721 | -- | | 1 |
| 2-Butanone | 3.36 | 0.500 | -- | 9.91 | 1.47 | -- | | 1 |
| cis-1,2-Dichloroethene | ND | 0.200 | -- | ND | 0.793 | -- | | 1 |

**Project Name:** 128 NORTH MAIN ST.
**Project Number:** 12814, PHASE 7

**Lab Number:** L2316228
**Report Date:** 04/03/23

## SAMPLE RESULTS

Lab ID: L2316228-02
Client ID: SSSV-301
Sample Location: PORT CHESTER NY

Date Collected: 03/28/23 13:47
Date Received: 03/28/23
Field Prep: Not Specified

Sample Depth:

| Parameter | ppbV Results | ppbV RL | ppbV MDL | ug/m3 Results | ug/m3 RL | ug/m3 MDL | Qualifier | Dilution Factor |
|---|---|---|---|---|---|---|---|---|
| **Volatile Organics in Air - Mansfield Lab** | | | | | | | | |
| Ethyl Acetate | ND | 0.500 | -- | ND | 1.80 | -- | | 1 |
| Chloroform | ND | 0.200 | -- | ND | 0.977 | -- | | 1 |
| Tetrahydrofuran | 0.825 | 0.500 | -- | 2.43 | 1.47 | -- | | 1 |
| 1,2-Dichloroethane | ND | 0.200 | -- | ND | 0.809 | -- | | 1 |
| n-Hexane | 1.03 | 0.200 | -- | 3.63 | 0.705 | -- | | 1 |
| 1,1,1-Trichloroethane | ND | 0.200 | -- | ND | 1.09 | -- | | 1 |
| Benzene | 0.331 | 0.200 | -- | 1.06 | 0.639 | -- | | 1 |
| Carbon tetrachloride | ND | 0.200 | -- | ND | 1.26 | -- | | 1 |
| Cyclohexane | ND | 0.200 | -- | ND | 0.688 | -- | | 1 |
| 1,2-Dichloropropane | ND | 0.200 | -- | ND | 0.924 | -- | | 1 |
| Bromodichloromethane | ND | 0.200 | -- | ND | 1.34 | -- | | 1 |
| 1,4-Dioxane | ND | 0.200 | -- | ND | 0.721 | -- | | 1 |
| Trichloroethene | ND | 0.200 | -- | ND | 1.07 | -- | | 1 |
| 2,2,4-Trimethylpentane | ND | 0.200 | -- | ND | 0.934 | -- | | 1 |
| Heptane | ND | 0.200 | -- | ND | 0.820 | -- | | 1 |
| cis-1,3-Dichloropropene | ND | 0.200 | -- | ND | 0.908 | -- | | 1 |
| 4-Methyl-2-pentanone | 1.14 | 0.500 | -- | 4.67 | 2.05 | -- | | 1 |
| trans-1,3-Dichloropropene | ND | 0.200 | -- | ND | 0.908 | -- | | 1 |
| 1,1,2-Trichloroethane | ND | 0.200 | -- | ND | 1.09 | -- | | 1 |
| Toluene | 14.1 | 0.200 | -- | 53.1 | 0.754 | -- | | 1 |
| 2-Hexanone | ND | 0.200 | -- | ND | 0.820 | -- | | 1 |
| Dibromochloromethane | ND | 0.200 | -- | ND | 1.70 | -- | | 1 |
| 1,2-Dibromoethane | ND | 0.200 | -- | ND | 1.54 | -- | | 1 |
| Tetrachloroethene | 11.2 | 0.200 | -- | 75.9 | 1.36 | -- | | 1 |
| Chlorobenzene | ND | 0.200 | -- | ND | 0.921 | -- | | 1 |
| Ethylbenzene | 0.916 | 0.200 | -- | 3.98 | 0.869 | -- | | 1 |

**Project Name:** 128 NORTH MAIN ST.
**Project Number:** 12814, PHASE 7

**Lab Number:** L2316228
**Report Date:** 04/03/23

## SAMPLE RESULTS

Lab ID: L2316228-02
Client ID: SSSV-301
Sample Location: PORT CHESTER NY

Date Collected: 03/28/23 13:47
Date Received: 03/28/23
Field Prep: Not Specified

Sample Depth:

| Parameter | ppbV Results | ppbV RL | ppbV MDL | ug/m3 Results | ug/m3 RL | ug/m3 MDL | Qualifier | Dilution Factor |
|---|---|---|---|---|---|---|---|---|
| Volatile Organics in Air - Mansfield Lab | | | | | | | | |
| p/m-Xylene | 4.27 | 0.400 | -- | 18.5 | 1.74 | -- | | 1 |
| Bromoform | ND | 0.200 | -- | ND | 2.07 | -- | | 1 |
| Styrene | 0.671 | 0.200 | -- | 2.86 | 0.852 | -- | | 1 |
| 1,1,2,2-Tetrachloroethane | ND | 0.200 | -- | ND | 1.37 | -- | | 1 |
| o-Xylene | 1.23 | 0.200 | -- | 5.34 | 0.869 | -- | | 1 |
| 4-Ethyltoluene | ND | 0.200 | -- | ND | 0.983 | -- | | 1 |
| 1,3,5-Trimethylbenzene | ND | 0.200 | -- | ND | 0.983 | -- | | 1 |
| 1,2,4-Trimethylbenzene | 0.784 | 0.200 | -- | 3.85 | 0.983 | -- | | 1 |
| Benzyl chloride | ND | 0.200 | -- | ND | 1.04 | -- | | 1 |
| 1,3-Dichlorobenzene | ND | 0.200 | -- | ND | 1.20 | -- | | 1 |
| 1,4-Dichlorobenzene | ND | 0.200 | -- | ND | 1.20 | -- | | 1 |
| 1,2-Dichlorobenzene | ND | 0.200 | -- | ND | 1.20 | -- | | 1 |
| 1,2,4-Trichlorobenzene | ND | 0.200 | -- | ND | 1.48 | -- | | 1 |
| Hexachlorobutadiene | ND | 0.200 | -- | ND | 2.13 | -- | | 1 |

| Internal Standard | % Recovery | Qualifier | Acceptance Criteria |
|---|---|---|---|
| 1,4-Difluorobenzene | 81 | | 60-140 |
| Bromochloromethane | 78 | | 60-140 |
| chlorobenzene-d5 | 84 | | 60-140 |

**Project Name:** 128 NORTH MAIN ST.
**Project Number:** 12814, PHASE 7

**Lab Number:** L2316228
**Report Date:** 04/03/23

# Method Blank Analysis
## Batch Quality Control

Analytical Method: 48,TO-15
Analytical Date: 03/31/23 14:51

| Parameter | ppbV Results | ppbV RL | ppbV MDL | ug/m3 Results | ug/m3 RL | ug/m3 MDL | Qualifier | Dilution Factor |
|---|---|---|---|---|---|---|---|---|
| Volatile Organics in Air - Mansfield Lab for sample(s): 01-02 Batch: WG1761405-4 | | | | | | | | |
| Dichlorodifluoromethane | ND | 0.200 | -- | ND | 0.989 | -- | | 1 |
| Chloromethane | ND | 0.200 | -- | ND | 0.413 | -- | | 1 |
| Freon-114 | ND | 0.200 | -- | ND | 1.40 | -- | | 1 |
| Vinyl chloride | ND | 0.200 | -- | ND | 0.511 | -- | | 1 |
| 1,3-Butadiene | ND | 0.200 | -- | ND | 0.442 | -- | | 1 |
| Bromomethane | ND | 0.200 | -- | ND | 0.777 | -- | | 1 |
| Chloroethane | ND | 0.200 | -- | ND | 0.528 | -- | | 1 |
| Ethanol | ND | 5.00 | -- | ND | 9.42 | -- | | 1 |
| Vinyl bromide | ND | 0.200 | -- | ND | 0.874 | -- | | 1 |
| Acetone | ND | 1.00 | -- | ND | 2.38 | -- | | 1 |
| Trichlorofluoromethane | ND | 0.200 | -- | ND | 1.12 | -- | | 1 |
| Isopropanol | ND | 0.500 | -- | ND | 1.23 | -- | | 1 |
| 1,1-Dichloroethene | ND | 0.200 | -- | ND | 0.793 | -- | | 1 |
| Tertiary butyl Alcohol | ND | 0.500 | -- | ND | 1.52 | -- | | 1 |
| Methylene chloride | ND | 0.500 | -- | ND | 1.74 | -- | | 1 |
| 3-Chloropropene | ND | 0.200 | -- | ND | 0.626 | -- | | 1 |
| Carbon disulfide | ND | 0.200 | -- | ND | 0.623 | -- | | 1 |
| Freon-113 | ND | 0.200 | -- | ND | 1.53 | -- | | 1 |
| trans-1,2-Dichloroethene | ND | 0.200 | -- | ND | 0.793 | -- | | 1 |
| 1,1-Dichloroethane | ND | 0.200 | -- | ND | 0.809 | -- | | 1 |
| Methyl tert butyl ether | ND | 0.200 | -- | ND | 0.721 | -- | | 1 |
| 2-Butanone | ND | 0.500 | -- | ND | 1.47 | -- | | 1 |
| cis-1,2-Dichloroethene | ND | 0.200 | -- | ND | 0.793 | -- | | 1 |
| Ethyl Acetate | ND | 0.500 | -- | ND | 1.80 | -- | | 1 |
| Chloroform | ND | 0.200 | -- | ND | 0.977 | -- | | 1 |

**Project Name:** 128 NORTH MAIN ST.
**Project Number:** 12814, PHASE 7

**Lab Number:** L2316228
**Report Date:** 04/03/23

# Method Blank Analysis
## Batch Quality Control

Analytical Method: 48,TO-15
Analytical Date: 03/31/23 14:51

| Parameter | ppbV Results | ppbV RL | ppbV MDL | ug/m3 Results | ug/m3 RL | ug/m3 MDL | Qualifier | Dilution Factor |
|---|---|---|---|---|---|---|---|---|
| Volatile Organics in Air - Mansfield Lab for sample(s): 01-02 Batch: WG1761405-4 | | | | | | | | |
| Tetrahydrofuran | ND | 0.500 | -- | ND | 1.47 | -- | | 1 |
| 1,2-Dichloroethane | ND | 0.200 | -- | ND | 0.809 | -- | | 1 |
| n-Hexane | ND | 0.200 | -- | ND | 0.705 | -- | | 1 |
| 1,1,1-Trichloroethane | ND | 0.200 | -- | ND | 1.09 | -- | | 1 |
| Benzene | ND | 0.200 | -- | ND | 0.639 | -- | | 1 |
| Carbon tetrachloride | ND | 0.200 | -- | ND | 1.26 | -- | | 1 |
| Cyclohexane | ND | 0.200 | -- | ND | 0.688 | -- | | 1 |
| 1,2-Dichloropropane | ND | 0.200 | -- | ND | 0.924 | -- | | 1 |
| Bromodichloromethane | ND | 0.200 | -- | ND | 1.34 | -- | | 1 |
| 1,4-Dioxane | ND | 0.200 | -- | ND | 0.721 | -- | | 1 |
| Trichloroethene | ND | 0.200 | -- | ND | 1.07 | -- | | 1 |
| 2,2,4-Trimethylpentane | ND | 0.200 | -- | ND | 0.934 | -- | | 1 |
| Heptane | ND | 0.200 | -- | ND | 0.820 | -- | | 1 |
| cis-1,3-Dichloropropene | ND | 0.200 | -- | ND | 0.908 | -- | | 1 |
| 4-Methyl-2-pentanone | ND | 0.500 | -- | ND | 2.05 | -- | | 1 |
| trans-1,3-Dichloropropene | ND | 0.200 | -- | ND | 0.908 | -- | | 1 |
| 1,1,2-Trichloroethane | ND | 0.200 | -- | ND | 1.09 | -- | | 1 |
| Toluene | ND | 0.200 | -- | ND | 0.754 | -- | | 1 |
| 2-Hexanone | ND | 0.200 | -- | ND | 0.820 | -- | | 1 |
| Dibromochloromethane | ND | 0.200 | -- | ND | 1.70 | -- | | 1 |
| 1,2-Dibromoethane | ND | 0.200 | -- | ND | 1.54 | -- | | 1 |
| Tetrachloroethene | ND | 0.200 | -- | ND | 1.36 | -- | | 1 |
| Chlorobenzene | ND | 0.200 | -- | ND | 0.921 | -- | | 1 |
| Ethylbenzene | ND | 0.200 | -- | ND | 0.869 | -- | | 1 |
| p/m-Xylene | ND | 0.400 | -- | ND | 1.74 | -- | | 1 |

**Project Name:** 128 NORTH MAIN ST.
**Project Number:** 12814, PHASE 7

**Lab Number:** L2316228
**Report Date:** 04/03/23

# Method Blank Analysis
## Batch Quality Control

Analytical Method: 48,TO-15
Analytical Date: 03/31/23 14:51

| Parameter | ppbV Results | ppbV RL | ppbV MDL | ug/m3 Results | ug/m3 RL | ug/m3 MDL | Qualifier | Dilution Factor |
|---|---|---|---|---|---|---|---|---|
| Volatile Organics in Air - Mansfield Lab for sample(s): 01-02 Batch: WG1761405-4 | | | | | | | | |
| Bromoform | ND | 0.200 | -- | ND | 2.07 | -- | | 1 |
| Styrene | ND | 0.200 | -- | ND | 0.852 | -- | | 1 |
| 1,1,2,2-Tetrachloroethane | ND | 0.200 | -- | ND | 1.37 | -- | | 1 |
| o-Xylene | ND | 0.200 | -- | ND | 0.869 | -- | | 1 |
| 4-Ethyltoluene | ND | 0.200 | -- | ND | 0.983 | -- | | 1 |
| 1,3,5-Trimethylbenzene | ND | 0.200 | -- | ND | 0.983 | -- | | 1 |
| 1,2,4-Trimethylbenzene | ND | 0.200 | -- | ND | 0.983 | -- | | 1 |
| Benzyl chloride | ND | 0.200 | -- | ND | 1.04 | -- | | 1 |
| 1,3-Dichlorobenzene | ND | 0.200 | -- | ND | 1.20 | -- | | 1 |
| 1,4-Dichlorobenzene | ND | 0.200 | -- | ND | 1.20 | -- | | 1 |
| 1,2-Dichlorobenzene | ND | 0.200 | -- | ND | 1.20 | -- | | 1 |
| 1,2,4-Trichlorobenzene | ND | 0.200 | -- | ND | 1.48 | -- | | 1 |
| Hexachlorobutadiene | ND | 0.200 | -- | ND | 2.13 | -- | | 1 |

# Lab Control Sample Analysis
## Batch Quality Control

**Project Name:** 128 NORTH MAIN ST.
**Project Number:** 12814, PHASE 7

**Lab Number:** L2316228
**Report Date:** 04/03/23

| Parameter | LCS %Recovery | Qual | LCSD %Recovery | Qual | %Recovery Limits | RPD | Qual | RPD Limits |
|---|---|---|---|---|---|---|---|---|
| Volatile Organics in Air - Mansfield Lab Associated sample(s): 01-02 Batch: WG1761405-3 | | | | | | | | |
| Dichlorodifluoromethane | 95 | | - | | 70-130 | - | | |
| Chloromethane | 81 | | - | | 70-130 | - | | |
| Freon-114 | 86 | | - | | 70-130 | - | | |
| Vinyl chloride | 81 | | - | | 70-130 | - | | |
| 1,3-Butadiene | 79 | | - | | 70-130 | - | | |
| Bromomethane | 85 | | - | | 70-130 | - | | |
| Chloroethane | 79 | | - | | 70-130 | - | | |
| Ethanol | 73 | | - | | 40-160 | - | | |
| Vinyl bromide | 92 | | - | | 70-130 | - | | |
| Acetone | 94 | | - | | 40-160 | - | | |
| Trichlorofluoromethane | 100 | | - | | 70-130 | - | | |
| Isopropanol | 83 | | - | | 40-160 | - | | |
| 1,1-Dichloroethene | 94 | | - | | 70-130 | - | | |
| Tertiary butyl Alcohol | 84 | | - | | 70-130 | - | | |
| Methylene chloride | 90 | | - | | 70-130 | - | | |
| 3-Chloropropene | 94 | | - | | 70-130 | - | | |
| Carbon disulfide | 91 | | - | | 70-130 | - | | |
| Freon-113 | 98 | | - | | 70-130 | - | | |
| trans-1,2-Dichloroethene | 92 | | - | | 70-130 | - | | |
| 1,1-Dichloroethane | 92 | | - | | 70-130 | - | | |
| Methyl tert butyl ether | 86 | | - | | 70-130 | - | | |
| 2-Butanone | 92 | | - | | 70-130 | - | | |
| cis-1,2-Dichloroethene | 95 | | - | | 70-130 | - | | |

# Lab Control Sample Analysis
## Batch Quality Control

**Project Name:** 128 NORTH MAIN ST.
**Project Number:** 12814, PHASE 7

**Lab Number:** L2316228
**Report Date:** 04/03/23

| Parameter | LCS %Recovery | Qual | LCSD %Recovery | Qual | %Recovery Limits | RPD | Qual | RPD Limits |
|---|---|---|---|---|---|---|---|---|
| Volatile Organics in Air - Mansfield Lab Associated sample(s): 01-02 Batch: WG1761405-3 | | | | | | | | |
| Ethyl Acetate | 98 | | - | | 70-130 | - | | |
| Chloroform | 98 | | - | | 70-130 | - | | |
| Tetrahydrofuran | 89 | | - | | 70-130 | - | | |
| 1,2-Dichloroethane | 99 | | - | | 70-130 | - | | |
| n-Hexane | 94 | | - | | 70-130 | - | | |
| 1,1,1-Trichloroethane | 113 | | - | | 70-130 | - | | |
| Benzene | 86 | | - | | 70-130 | - | | |
| Carbon tetrachloride | 121 | | - | | 70-130 | - | | |
| Cyclohexane | 94 | | - | | 70-130 | - | | |
| 1,2-Dichloropropane | 97 | | - | | 70-130 | - | | |
| Bromodichloromethane | 114 | | - | | 70-130 | - | | |
| 1,4-Dioxane | 94 | | - | | 70-130 | - | | |
| Trichloroethene | 100 | | - | | 70-130 | - | | |
| 2,2,4-Trimethylpentane | 97 | | - | | 70-130 | - | | |
| Heptane | 97 | | - | | 70-130 | - | | |
| cis-1,3-Dichloropropene | 100 | | - | | 70-130 | - | | |
| 4-Methyl-2-pentanone | 100 | | - | | 70-130 | - | | |
| trans-1,3-Dichloropropene | 85 | | - | | 70-130 | - | | |
| 1,1,2-Trichloroethane | 105 | | - | | 70-130 | - | | |
| Toluene | 89 | | - | | 70-130 | - | | |
| 2-Hexanone | 92 | | - | | 70-130 | - | | |
| Dibromochloromethane | 124 | | - | | 70-130 | - | | |
| 1,2-Dibromoethane | 96 | | - | | 70-130 | - | | |

# Lab Control Sample Analysis
## Batch Quality Control

**Project Name:** 128 NORTH MAIN ST.
**Project Number:** 12814, PHASE 7

**Lab Number:** L2316228
**Report Date:** 04/03/23

| Parameter | LCS %Recovery | Qual | LCSD %Recovery | Qual | %Recovery Limits | RPD | Qual | RPD Limits |
|---|---|---|---|---|---|---|---|---|
| Volatile Organics in Air - Mansfield Lab Associated sample(s): 01-02 Batch: WG1761405-3 | | | | | | | | |
| Tetrachloroethene | 97 | | - | | 70-130 | - | | |
| Chlorobenzene | 90 | | - | | 70-130 | - | | |
| Ethylbenzene | 96 | | - | | 70-130 | - | | |
| p/m-Xylene | 97 | | - | | 70-130 | - | | |
| Bromoform | **136** | Q | - | | 70-130 | - | | |
| Styrene | 89 | | - | | 70-130 | - | | |
| 1,1,2,2-Tetrachloroethane | 96 | | - | | 70-130 | - | | |
| o-Xylene | 99 | | - | | 70-130 | - | | |
| 4-Ethyltoluene | 93 | | - | | 70-130 | - | | |
| 1,3,5-Trimethylbenzene | 93 | | - | | 70-130 | - | | |
| 1,2,4-Trimethylbenzene | 95 | | - | | 70-130 | - | | |
| Benzyl chloride | 99 | | - | | 70-130 | - | | |
| 1,3-Dichlorobenzene | 96 | | - | | 70-130 | - | | |
| 1,4-Dichlorobenzene | 92 | | - | | 70-130 | - | | |
| 1,2-Dichlorobenzene | 95 | | - | | 70-130 | - | | |
| 1,2,4-Trichlorobenzene | 88 | | - | | 70-130 | - | | |
| Hexachlorobutadiene | 95 | | - | | 70-130 | - | | |

**Project Name:** 128 NORTH MAIN ST.

**Lab Number:** L2316228

**Project Number:** 12814, PHASE 7

**Report Date:** 04/03/23

## Canister and Flow Controller Information

| Samplenum | Client ID | Media ID | Media Type | Date Prepared | Bottle Order | Cleaning Batch ID | Can Leak Check | Initial Pressure (in. Hg) | Pressure on Receipt (in. Hg) | Flow Controler Leak Chk | Flow Out mL/min | Flow In mL/min | % RPD |
|---|---|---|---|---|---|---|---|---|---|---|---|---|---|
| L2316228-01 | SV-301 | 02284 | SV200 | 03/27/23 | 418568 | | - | - | - | Pass | 212 | 212 | 0 |
| L2316228-01 | SV-301 | 548 | 2.7L Can | 03/27/23 | 418568 | L2313903-01 | Pass | -29.8 | -5.5 | - | - | - | - |
| L2316228-02 | SSSV-301 | 0991 | SV200 | 03/27/23 | 418568 | | - | - | - | Pass | 216 | 213 | 1 |
| L2316228-02 | SSSV-301 | 2215 | 2.7L Can | 03/27/23 | 418568 | L2313903-01 | Pass | -29.8 | -5.9 | - | - | - | - |

**Project Name:** BATCH CANISTER CERTIFICATION
**Project Number:** CANISTER QC BAT

**Lab Number:** L2313903
**Report Date:** 04/03/23

# Air Canister Certification Results

Lab ID: L2313903-01
Client ID: CAN 523 SHELF 13
Sample Location:

Date Collected: 03/16/23 18:00
Date Received: 03/17/23
Field Prep: Not Specified

Sample Depth:
Matrix: Air
Anaytical Method: 48,TO-15
Analytical Date: 03/19/23 17:03
Analyst: TJS

| | ppbV | | | ug/m3 | | | | |
|---|---|---|---|---|---|---|---|---|
| **Parameter** | **Results** | **RL** | **MDL** | **Results** | **RL** | **MDL** | **Qualifier** | **Dilution Factor** |
| Volatile Organics in Air - Mansfield Lab | | | | | | | | |
| Chlorodifluoromethane | ND | 0.200 | -- | ND | 0.707 | -- | | 1 |
| Propylene | ND | 0.500 | -- | ND | 0.861 | -- | | 1 |
| Propane | ND | 0.500 | -- | ND | 0.902 | -- | | 1 |
| Dichlorodifluoromethane | ND | 0.200 | -- | ND | 0.989 | -- | | 1 |
| Chloromethane | ND | 0.200 | -- | ND | 0.413 | -- | | 1 |
| Freon-114 | ND | 0.200 | -- | ND | 1.40 | -- | | 1 |
| Methanol | ND | 5.00 | -- | ND | 6.55 | -- | | 1 |
| Vinyl chloride | ND | 0.200 | -- | ND | 0.511 | -- | | 1 |
| 1,3-Butadiene | ND | 0.200 | -- | ND | 0.442 | -- | | 1 |
| Butane | ND | 0.200 | -- | ND | 0.475 | -- | | 1 |
| Bromomethane | ND | 0.200 | -- | ND | 0.777 | -- | | 1 |
| Chloroethane | ND | 0.200 | -- | ND | 0.528 | -- | | 1 |
| Ethanol | ND | 5.00 | -- | ND | 9.42 | -- | | 1 |
| Dichlorofluoromethane | ND | 0.200 | -- | ND | 0.842 | -- | | 1 |
| Vinyl bromide | ND | 0.200 | -- | ND | 0.874 | -- | | 1 |
| Acrolein | ND | 0.500 | -- | ND | 1.15 | -- | | 1 |
| Acetone | ND | 1.00 | -- | ND | 2.38 | -- | | 1 |
| Acetonitrile | ND | 0.200 | -- | ND | 0.336 | -- | | 1 |
| Trichlorofluoromethane | ND | 0.200 | -- | ND | 1.12 | -- | | 1 |
| Isopropanol | ND | 0.500 | -- | ND | 1.23 | -- | | 1 |
| Acrylonitrile | ND | 0.500 | -- | ND | 1.09 | -- | | 1 |
| Pentane | ND | 0.200 | -- | ND | 0.590 | -- | | 1 |
| Ethyl ether | ND | 0.200 | -- | ND | 0.606 | -- | | 1 |
| 1,1-Dichloroethene | ND | 0.200 | -- | ND | 0.793 | -- | | 1 |

**Project Name:** BATCH CANISTER CERTIFICATION
**Project Number:** CANISTER QC BAT

**Lab Number:** L2313903
**Report Date:** 04/03/23

# Air Canister Certification Results

Lab ID: L2313903-01
Client ID: CAN 523 SHELF 13
Sample Location:

Date Collected: 03/16/23 18:00
Date Received: 03/17/23
Field Prep: Not Specified

Sample Depth:

| Parameter | ppbV Results | ppbV RL | ppbV MDL | ug/m3 Results | ug/m3 RL | ug/m3 MDL | Qualifier | Dilution Factor |
|---|---|---|---|---|---|---|---|---|
| Volatile Organics in Air - Mansfield Lab | | | | | | | | |
| Tertiary butyl Alcohol | ND | 0.500 | -- | ND | 1.52 | -- | | 1 |
| Methylene chloride | ND | 0.500 | -- | ND | 1.74 | -- | | 1 |
| 3-Chloropropene | ND | 0.200 | -- | ND | 0.626 | -- | | 1 |
| Carbon disulfide | ND | 0.200 | -- | ND | 0.623 | -- | | 1 |
| Freon-113 | ND | 0.200 | -- | ND | 1.53 | -- | | 1 |
| trans-1,2-Dichloroethene | ND | 0.200 | -- | ND | 0.793 | -- | | 1 |
| 1,1-Dichloroethane | ND | 0.200 | -- | ND | 0.809 | -- | | 1 |
| Methyl tert butyl ether | ND | 0.200 | -- | ND | 0.721 | -- | | 1 |
| Vinyl acetate | ND | 1.00 | -- | ND | 3.52 | -- | | 1 |
| 2-Butanone | ND | 0.500 | -- | ND | 1.47 | -- | | 1 |
| Xylenes, total | ND | 0.600 | -- | ND | 0.869 | -- | | 1 |
| cis-1,2-Dichloroethene | ND | 0.200 | -- | ND | 0.793 | -- | | 1 |
| Ethyl Acetate | ND | 0.500 | -- | ND | 1.80 | -- | | 1 |
| Chloroform | ND | 0.200 | -- | ND | 0.977 | -- | | 1 |
| Tetrahydrofuran | ND | 0.500 | -- | ND | 1.47 | -- | | 1 |
| 2,2-Dichloropropane | ND | 0.200 | -- | ND | 0.924 | -- | | 1 |
| 1,2-Dichloroethane | ND | 0.200 | -- | ND | 0.809 | -- | | 1 |
| n-Hexane | ND | 0.200 | -- | ND | 0.705 | -- | | 1 |
| Diisopropyl ether | ND | 0.200 | -- | ND | 0.836 | -- | | 1 |
| tert-Butyl Ethyl Ether | ND | 0.200 | -- | ND | 0.836 | -- | | 1 |
| 1,2-Dichloroethene (total) | ND | 1.00 | -- | ND | 1.00 | -- | | 1 |
| 1,1,1-Trichloroethane | ND | 0.200 | -- | ND | 1.09 | -- | | 1 |
| 1,1-Dichloropropene | ND | 0.200 | -- | ND | 0.908 | -- | | 1 |
| Benzene | ND | 0.200 | -- | ND | 0.639 | -- | | 1 |
| Carbon tetrachloride | ND | 0.200 | -- | ND | 1.26 | -- | | 1 |
| Cyclohexane | ND | 0.200 | -- | ND | 0.688 | -- | | 1 |
| tert-Amyl Methyl Ether | ND | 0.200 | -- | ND | 0.836 | -- | | 1 |

**Project Name:** BATCH CANISTER CERTIFICATION
**Project Number:** CANISTER QC BAT

**Lab Number:** L2313903
**Report Date:** 04/03/23

# Air Canister Certification Results

Lab ID: L2313903-01
Client ID: CAN 523 SHELF 13
Sample Location:

Date Collected: 03/16/23 18:00
Date Received: 03/17/23
Field Prep: Not Specified

Sample Depth:

| Parameter | ppbV Results | ppbV RL | ppbV MDL | ug/m3 Results | ug/m3 RL | ug/m3 MDL | Qualifier | Dilution Factor |
|---|---|---|---|---|---|---|---|---|
| Volatile Organics in Air - Mansfield Lab | | | | | | | | |
| Dibromomethane | ND | 0.200 | -- | ND | 1.42 | -- | | 1 |
| 1,2-Dichloropropane | ND | 0.200 | -- | ND | 0.924 | -- | | 1 |
| Bromodichloromethane | ND | 0.200 | -- | ND | 1.34 | -- | | 1 |
| 1,4-Dioxane | ND | 0.200 | -- | ND | 0.721 | -- | | 1 |
| Trichloroethene | ND | 0.200 | -- | ND | 1.07 | -- | | 1 |
| 2,2,4-Trimethylpentane | ND | 0.200 | -- | ND | 0.934 | -- | | 1 |
| Methyl Methacrylate | ND | 0.500 | -- | ND | 2.05 | -- | | 1 |
| Heptane | ND | 0.200 | -- | ND | 0.820 | -- | | 1 |
| cis-1,3-Dichloropropene | ND | 0.200 | -- | ND | 0.908 | -- | | 1 |
| 4-Methyl-2-pentanone | ND | 0.500 | -- | ND | 2.05 | -- | | 1 |
| trans-1,3-Dichloropropene | ND | 0.200 | -- | ND | 0.908 | -- | | 1 |
| 1,1,2-Trichloroethane | ND | 0.200 | -- | ND | 1.09 | -- | | 1 |
| Toluene | ND | 0.200 | -- | ND | 0.754 | -- | | 1 |
| 1,3-Dichloropropane | ND | 0.200 | -- | ND | 0.924 | -- | | 1 |
| 2-Hexanone | ND | 0.200 | -- | ND | 0.820 | -- | | 1 |
| Dibromochloromethane | ND | 0.200 | -- | ND | 1.70 | -- | | 1 |
| 1,2-Dibromoethane | ND | 0.200 | -- | ND | 1.54 | -- | | 1 |
| Butyl acetate | ND | 0.500 | -- | ND | 2.38 | -- | | 1 |
| Octane | ND | 0.200 | -- | ND | 0.934 | -- | | 1 |
| Tetrachloroethene | ND | 0.200 | -- | ND | 1.36 | -- | | 1 |
| 1,1,1,2-Tetrachloroethane | ND | 0.200 | -- | ND | 1.37 | -- | | 1 |
| Chlorobenzene | ND | 0.200 | -- | ND | 0.921 | -- | | 1 |
| Ethylbenzene | ND | 0.200 | -- | ND | 0.869 | -- | | 1 |
| p/m-Xylene | ND | 0.400 | -- | ND | 1.74 | -- | | 1 |
| Bromoform | ND | 0.200 | -- | ND | 2.07 | -- | | 1 |
| Styrene | ND | 0.200 | -- | ND | 0.852 | -- | | 1 |
| 1,1,2,2-Tetrachloroethane | ND | 0.200 | -- | ND | 1.37 | -- | | 1 |

**Project Name:** BATCH CANISTER CERTIFICATION
**Project Number:** CANISTER QC BAT

**Lab Number:** L2313903
**Report Date:** 04/03/23

# Air Canister Certification Results

Lab ID: L2313903-01
Client ID: CAN 523 SHELF 13
Sample Location:

Date Collected: 03/16/23 18:00
Date Received: 03/17/23
Field Prep: Not Specified

Sample Depth:

| Parameter | ppbV Results | ppbV RL | ppbV MDL | ug/m3 Results | ug/m3 RL | ug/m3 MDL | Qualifier | Dilution Factor |
|---|---|---|---|---|---|---|---|---|
| Volatile Organics in Air - Mansfield Lab | | | | | | | | |
| o-Xylene | ND | 0.200 | -- | ND | 0.869 | -- | | 1 |
| 1,2,3-Trichloropropane | ND | 0.200 | -- | ND | 1.21 | -- | | 1 |
| Nonane | ND | 0.200 | -- | ND | 1.05 | -- | | 1 |
| Isopropylbenzene | ND | 0.200 | -- | ND | 0.983 | -- | | 1 |
| Bromobenzene | ND | 0.200 | -- | ND | 0.793 | -- | | 1 |
| 2-Chlorotoluene | ND | 0.200 | -- | ND | 1.04 | -- | | 1 |
| n-Propylbenzene | ND | 0.200 | -- | ND | 0.983 | -- | | 1 |
| 4-Chlorotoluene | ND | 0.200 | -- | ND | 1.04 | -- | | 1 |
| 4-Ethyltoluene | ND | 0.200 | -- | ND | 0.983 | -- | | 1 |
| 1,3,5-Trimethylbenzene | ND | 0.200 | -- | ND | 0.983 | -- | | 1 |
| tert-Butylbenzene | ND | 0.200 | -- | ND | 1.10 | -- | | 1 |
| 1,2,4-Trimethylbenzene | ND | 0.200 | -- | ND | 0.983 | -- | | 1 |
| Decane | ND | 0.200 | -- | ND | 1.16 | -- | | 1 |
| Benzyl chloride | ND | 0.200 | -- | ND | 1.04 | -- | | 1 |
| 1,3-Dichlorobenzene | ND | 0.200 | -- | ND | 1.20 | -- | | 1 |
| 1,4-Dichlorobenzene | ND | 0.200 | -- | ND | 1.20 | -- | | 1 |
| sec-Butylbenzene | ND | 0.200 | -- | ND | 1.10 | -- | | 1 |
| p-Isopropyltoluene | ND | 0.200 | -- | ND | 1.10 | -- | | 1 |
| 1,2-Dichlorobenzene | ND | 0.200 | -- | ND | 1.20 | -- | | 1 |
| n-Butylbenzene | ND | 0.200 | -- | ND | 1.10 | -- | | 1 |
| 1,2-Dibromo-3-chloropropane | ND | 0.200 | -- | ND | 1.93 | -- | | 1 |
| Undecane | ND | 0.200 | -- | ND | 1.28 | -- | | 1 |
| Dodecane | ND | 0.200 | -- | ND | 1.39 | -- | | 1 |
| 1,2,4-Trichlorobenzene | ND | 0.200 | -- | ND | 1.48 | -- | | 1 |
| Naphthalene | ND | 0.200 | -- | ND | 1.05 | -- | | 1 |
| 1,2,3-Trichlorobenzene | ND | 0.200 | -- | ND | 1.48 | -- | | 1 |
| Hexachlorobutadiene | ND | 0.200 | -- | ND | 2.13 | -- | | 1 |

**Project Name:** BATCH CANISTER CERTIFICATION
**Project Number:** CANISTER QC BAT

**Lab Number:** L2313903
**Report Date:** 04/03/23

# Air Canister Certification Results

Lab ID: L2313903-01
Client ID: CAN 523 SHELF 13
Sample Location:

Date Collected: 03/16/23 18:00
Date Received: 03/17/23
Field Prep: Not Specified

Sample Depth:

| Parameter | ppbV Results | ppbV RL | ppbV MDL | ug/m3 Results | ug/m3 RL | ug/m3 MDL | Qualifier | Dilution Factor |
|---|---|---|---|---|---|---|---|---|
| Volatile Organics in Air - Mansfield Lab | | | | | | | | |

| | Results | Qualifier | Units | RDL | Dilution Factor |
|---|---|---|---|---|---|
| Tentatively Identified Compounds | | | | | |

No Tentatively Identified Compounds

| Internal Standard | % Recovery | Qualifier | Acceptance Criteria |
|---|---|---|---|
| 1,4-Difluorobenzene | 94 | | 60-140 |
| Bromochloromethane | 97 | | 60-140 |
| chlorobenzene-d5 | 92 | | 60-140 |

**Project Name:** BATCH CANISTER CERTIFICATION
**Project Number:** CANISTER QC BAT

**Lab Number:** L2313903
**Report Date:** 04/03/23

# Air Canister Certification Results

Lab ID: L2313903-01
Client ID: CAN 523 SHELF 13
Sample Location:

Date Collected: 03/16/23 18:00
Date Received: 03/17/23
Field Prep: Not Specified

Sample Depth:
Matrix: Air
Anaytical Method: 48,TO-15-SIM
Analytical Date: 03/19/23 17:03
Analyst: TJS

| | ppbV | | | ug/m3 | | | | |
|---|---|---|---|---|---|---|---|---|
| **Parameter** | **Results** | **RL** | **MDL** | **Results** | **RL** | **MDL** | **Qualifier** | **Dilution Factor** |
| Volatile Organics in Air by SIM - Mansfield Lab | | | | | | | | |
| Dichlorodifluoromethane | ND | 0.200 | -- | ND | 0.989 | -- | | 1 |
| Chloromethane | ND | 0.200 | -- | ND | 0.413 | -- | | 1 |
| Freon-114 | ND | 0.050 | -- | ND | 0.349 | -- | | 1 |
| Vinyl chloride | ND | 0.020 | -- | ND | 0.051 | -- | | 1 |
| 1,3-Butadiene | ND | 0.020 | -- | ND | 0.044 | -- | | 1 |
| Bromomethane | ND | 0.020 | -- | ND | 0.078 | -- | | 1 |
| Chloroethane | ND | 0.100 | -- | ND | 0.264 | -- | | 1 |
| Acrolein | ND | 0.050 | -- | ND | 0.115 | -- | | 1 |
| Acetone | ND | 1.00 | -- | ND | 2.38 | -- | | 1 |
| Trichlorofluoromethane | ND | 0.050 | -- | ND | 0.281 | -- | | 1 |
| Acrylonitrile | ND | 0.500 | -- | ND | 1.09 | -- | | 1 |
| 1,1-Dichloroethene | ND | 0.020 | -- | ND | 0.079 | -- | | 1 |
| Methylene chloride | ND | 0.500 | -- | ND | 1.74 | -- | | 1 |
| Freon-113 | ND | 0.050 | -- | ND | 0.383 | -- | | 1 |
| trans-1,2-Dichloroethene | ND | 0.020 | -- | ND | 0.079 | -- | | 1 |
| 1,1-Dichloroethane | ND | 0.020 | -- | ND | 0.081 | -- | | 1 |
| Methyl tert butyl ether | ND | 0.200 | -- | ND | 0.721 | -- | | 1 |
| 2-Butanone | ND | 0.500 | -- | ND | 1.47 | -- | | 1 |
| cis-1,2-Dichloroethene | ND | 0.020 | -- | ND | 0.079 | -- | | 1 |
| Chloroform | ND | 0.020 | -- | ND | 0.098 | -- | | 1 |
| 1,2-Dichloroethane | ND | 0.020 | -- | ND | 0.081 | -- | | 1 |
| 1,1,1-Trichloroethane | ND | 0.020 | -- | ND | 0.109 | -- | | 1 |
| Benzene | ND | 0.100 | -- | ND | 0.319 | -- | | 1 |
| Carbon tetrachloride | ND | 0.020 | -- | ND | 0.126 | -- | | 1 |

**Project Name:** BATCH CANISTER CERTIFICATION
**Project Number:** CANISTER QC BAT

**Lab Number:** L2313903
**Report Date:** 04/03/23

# Air Canister Certification Results

Lab ID: L2313903-01
Client ID: CAN 523 SHELF 13
Sample Location:

Date Collected: 03/16/23 18:00
Date Received: 03/17/23
Field Prep: Not Specified

Sample Depth:

| Parameter | ppbV Results | ppbV RL | ppbV MDL | ug/m3 Results | ug/m3 RL | ug/m3 MDL | Qualifier | Dilution Factor |
|---|---|---|---|---|---|---|---|---|
| Volatile Organics in Air by SIM - Mansfield Lab | | | | | | | | |
| 1,2-Dichloropropane | ND | 0.020 | -- | ND | 0.092 | -- | | 1 |
| Bromodichloromethane | ND | 0.020 | -- | ND | 0.134 | -- | | 1 |
| 1,4-Dioxane | ND | 0.100 | -- | ND | 0.360 | -- | | 1 |
| Trichloroethene | ND | 0.020 | -- | ND | 0.107 | -- | | 1 |
| cis-1,3-Dichloropropene | ND | 0.020 | -- | ND | 0.091 | -- | | 1 |
| 4-Methyl-2-pentanone | ND | 0.500 | -- | ND | 2.05 | -- | | 1 |
| trans-1,3-Dichloropropene | ND | 0.020 | -- | ND | 0.091 | -- | | 1 |
| 1,1,2-Trichloroethane | ND | 0.020 | -- | ND | 0.109 | -- | | 1 |
| Toluene | ND | 0.100 | -- | ND | 0.377 | -- | | 1 |
| Dibromochloromethane | ND | 0.020 | -- | ND | 0.170 | -- | | 1 |
| 1,2-Dibromoethane | ND | 0.020 | -- | ND | 0.154 | -- | | 1 |
| Tetrachloroethene | ND | 0.020 | -- | ND | 0.136 | -- | | 1 |
| 1,1,1,2-Tetrachloroethane | ND | 0.020 | -- | ND | 0.137 | -- | | 1 |
| Chlorobenzene | ND | 0.100 | -- | ND | 0.461 | -- | | 1 |
| Ethylbenzene | ND | 0.020 | -- | ND | 0.087 | -- | | 1 |
| p/m-Xylene | ND | 0.040 | -- | ND | 0.174 | -- | | 1 |
| Bromoform | ND | 0.020 | -- | ND | 0.207 | -- | | 1 |
| Styrene | ND | 0.020 | -- | ND | 0.085 | -- | | 1 |
| 1,1,2,2-Tetrachloroethane | ND | 0.020 | -- | ND | 0.137 | -- | | 1 |
| o-Xylene | ND | 0.020 | -- | ND | 0.087 | -- | | 1 |
| Isopropylbenzene | ND | 0.200 | -- | ND | 0.983 | -- | | 1 |
| 4-Ethyltoluene | ND | 0.020 | -- | ND | 0.098 | -- | | 1 |
| 1,3,5-Trimethybenzene | ND | 0.020 | -- | ND | 0.098 | -- | | 1 |
| 1,2,4-Trimethylbenzene | ND | 0.020 | -- | ND | 0.098 | -- | | 1 |
| Benzyl chloride | ND | 0.100 | -- | ND | 0.518 | -- | | 1 |
| 1,3-Dichlorobenzene | ND | 0.020 | -- | ND | 0.120 | -- | | 1 |
| 1,4-Dichlorobenzene | ND | 0.020 | -- | ND | 0.120 | -- | | 1 |

**Project Name:** BATCH CANISTER CERTIFICATION
**Project Number:** CANISTER QC BAT

**Lab Number:** L2313903
**Report Date:** 04/03/23

# Air Canister Certification Results

Lab ID: L2313903-01
Client ID: CAN 523 SHELF 13
Sample Location:

Date Collected: 03/16/23 18:00
Date Received: 03/17/23
Field Prep: Not Specified

Sample Depth:

| Parameter | ppbV Results | ppbV RL | ppbV MDL | ug/m3 Results | ug/m3 RL | ug/m3 MDL | Qualifier | Dilution Factor |
|---|---|---|---|---|---|---|---|---|
| Volatile Organics in Air by SIM - Mansfield Lab | | | | | | | | |
| sec-Butylbenzene | ND | 0.200 | -- | ND | 1.10 | -- | | 1 |
| p-Isopropyltoluene | ND | 0.200 | -- | ND | 1.10 | -- | | 1 |
| 1,2-Dichlorobenzene | ND | 0.020 | -- | ND | 0.120 | -- | | 1 |
| n-Butylbenzene | ND | 0.200 | -- | ND | 1.10 | -- | | 1 |
| 1,2,4-Trichlorobenzene | ND | 0.050 | -- | ND | 0.371 | -- | | 1 |
| Naphthalene | ND | 0.050 | -- | ND | 0.262 | -- | | 1 |
| 1,2,3-Trichlorobenzene | ND | 0.050 | -- | ND | 0.371 | -- | | 1 |
| Hexachlorobutadiene | ND | 0.050 | -- | ND | 0.533 | -- | | 1 |

| Internal Standard | % Recovery | Qualifier | Acceptance Criteria |
|---|---|---|---|
| 1,4-difluorobenzene | 96 | | 60-140 |
| bromochloromethane | 98 | | 60-140 |
| chlorobenzene-d5 | 96 | | 60-140 |

**Project Name:** 128 NORTH MAIN ST.
**Project Number:** 12814, PHASE 7

**Lab Number:** L2316228
**Report Date:** 04/03/23

## Sample Receipt and Container Information

Were project specific reporting limits specified? YES

### Cooler Information

| Cooler | Custody Seal |
|---|---|
| NA | Absent |

### Container Information

| Container ID | Container Type | Cooler | Initial pH | Final pH | Temp deg C | Pres | Seal | Frozen Date/Time | Analysis(*) |
|---|---|---|---|---|---|---|---|---|---|
| L2316228-01A | Canister - 6 Liter | NA | NA | | | Y | Absent | | TO15-LL(30) |
| L2316228-02A | Canister - 6 Liter | NA | NA | | | Y | Absent | | TO15-LL(30) |



*Values in parentheses indicate holding time in days

| | | | |
|---|---|---|---|
| **Project Name:** | 128 NORTH MAIN ST. | **Lab Number:** | L2316228 |
| **Project Number:** | 12814, PHASE 7 | **Report Date:** | 04/03/23 |

## GLOSSARY

***Acronyms***

| | |
|---|---|
| DL | - Detection Limit: This value represents the level to which target analyte concentrations are reported as estimated values, when those target analyte concentrations are quantified below the limit of quantitation (LOQ). The DL includes any adjustments from dilutions, concentrations or moisture content, where applicable. (DoD report formats only.) |
| EDL | - Estimated Detection Limit: This value represents the level to which target analyte concentrations are reported as estimated values, when those target analyte concentrations are quantified below the reporting limit (RL). The EDL includes any adjustments from dilutions, concentrations or moisture content, where applicable. The use of EDLs is specific to the analysis of PAHs using Solid-Phase Microextraction (SPME). |
| EMPC | - Estimated Maximum Possible Concentration: The concentration that results from the signal present at the retention time of an analyte when the ions meet all of the identification criteria except the ion abundance ratio criteria. An EMPC is a worst-case estimate of the concentration. |
| EPA | - Environmental Protection Agency. |
| LCS | - Laboratory Control Sample: A sample matrix, free from the analytes of interest, spiked with verified known amounts of analytes or a material containing known and verified amounts of analytes. |
| LCSD | - Laboratory Control Sample Duplicate: Refer to LCS. |
| LFB | - Laboratory Fortified Blank: A sample matrix, free from the analytes of interest, spiked with verified known amounts of analytes or a material containing known and verified amounts of analytes. |
| LOD | - Limit of Detection: This value represents the level to which a target analyte can reliably be detected for a specific analyte in a specific matrix by a specific method. The LOD includes any adjustments from dilutions, concentrations or moisture content, where applicable. (DoD report formats only.) |
| LOQ | - Limit of Quantitation: The value at which an instrument can accurately measure an analyte at a specific concentration. The LOQ includes any adjustments from dilutions, concentrations or moisture content, where applicable. (DoD report formats only.)<br><br>Limit of Quantitation: The value at which an instrument can accurately measure an analyte at a specific concentration. The LOQ includes any adjustments from dilutions, concentrations or moisture content, where applicable. (DoD report formats only.) |
| MDL | - Method Detection Limit: This value represents the level to which target analyte concentrations are reported as estimated values, when those target analyte concentrations are quantified below the reporting limit (RL). The MDL includes any adjustments from dilutions, concentrations or moisture content, where applicable. |
| MS | - Matrix Spike Sample: A sample prepared by adding a known mass of target analyte to a specified amount of matrix sample for which an independent estimate of target analyte concentration is available. For Method 332.0, the spike recovery is calculated using the native concentration, including estimated values. |
| MSD | - Matrix Spike Sample Duplicate: Refer to MS. |
| NA | - Not Applicable. |
| NC | - Not Calculated: Term is utilized when one or more of the results utilized in the calculation are non-detect at the parameter's reporting unit. |
| NDPA/DPA | - N-Nitrosodiphenylamine/Diphenylamine. |
| NI | - Not Ignitable. |
| NP | - Non-Plastic: Term is utilized for the analysis of Atterberg Limits in soil. |
| NR | - No Results: Term is utilized when 'No Target Compounds Requested' is reported for the analysis of Volatile or Semivolatile Organic TIC only requests. |
| RL | - Reporting Limit: The value at which an instrument can accurately measure an analyte at a specific concentration. The RL includes any adjustments from dilutions, concentrations or moisture content, where applicable. |
| RPD | - Relative Percent Difference: The results from matrix and/or matrix spike duplicates are primarily designed to assess the precision of analytical results in a given matrix and are expressed as relative percent difference (RPD). Values which are less than five times the reporting limit for any individual parameter are evaluated by utilizing the absolute difference between the values; although the RPD value will be provided in the report. |
| SRM | - Standard Reference Material: A reference sample of a known or certified value that is of the same or similar matrix as the associated field samples. |
| STLP | - Semi-dynamic Tank Leaching Procedure per EPA Method 1315. |
| TEF | - Toxic Equivalency Factors: The values assigned to each dioxin and furan to evaluate their toxicity relative to 2,3,7,8-TCDD. |
| TEQ | - Toxic Equivalent: The measure of a sample's toxicity derived by multiplying each dioxin and furan by its corresponding TEF and then summing the resulting values. |
| TIC | - Tentatively Identified Compound: A compound that has been identified to be present and is not part of the target compound list (TCL) for the method and/or program. All TICs are qualitatively identified and reported as estimated concentrations. |

*Report Format: Data Usability Report*

| | | | |
|---|---|---|---|
| **Project Name:** | 128 NORTH MAIN ST. | **Lab Number:** | L2316228 |
| **Project Number:** | 12814, PHASE 7 | **Report Date:** | 04/03/23 |

***Footnotes***

1 - The reference for this analyte should be considered modified since this analyte is absent from the target analyte list of the original method.

***Terms***

Analytical Method: Both the document from which the method originates and the analytical reference method. (Example: EPA 8260B is shown as 1,8260B.) The codes for the reference method documents are provided in the References section of the Addendum.

Chlordane: The target compound Chlordane (CAS No. 57-74-9) is reported for GC ECD analyses. Per EPA,this compound "refers to a mixture of chlordane isomers, other chlorinated hydrocarbons and numerous other components." (Reference: USEPA Toxicological Review of Chlordane, In Support of Summary Information on the Integrated Risk Information System (IRIS), December 1997.)

Difference: With respect to Total Oxidizable Precursor (TOP) Assay analysis, the difference is defined as the Post-Treatment value minus the Pre-Treatment value.

Final pH: As it pertains to Sample Receipt & Container Information section of the report, Final pH reflects pH of container determined after adjustment at the laboratory, if applicable. If no adjustment required, value reflects Initial pH.

Frozen Date/Time: With respect to Volatile Organics in soil, Frozen Date/Time reflects the date/time at which associated Reagent Water-preserved vials were initially frozen. Note: If frozen date/time is beyond 48 hours from sample collection, value will be reflected in 'bold'.

Gasoline Range Organics (GRO): Gasoline Range Organics (GRO) results include all chromatographic peaks eluting from Methyl tert butyl ether through Naphthalene, with the exception of GRO analysis in support of State of Ohio programs, which includes all chromatographic peaks eluting from Hexane through Dodecane.

Initial pH: As it pertains to Sample Receipt & Container Information section of the report, Initial pH reflects pH of container determined upon receipt, if applicable.

PAH Total: With respect to Alkylated PAH analyses, the 'PAHs, Total' result is defined as the summation of results for all or a subset of the following compounds: Naphthalene, C1-C4 Naphthalenes, 2-Methylnaphthalene, 1-Methylnaphthalene, Biphenyl, Acenaphthylene, Acenaphthene, Fluorene, C1-C3 Fluorenes, Phenanthrene, C1-C4 Phenanthrenes/Anthracenes, Anthracene, Fluoranthene, Pyrene, C1-C4 Fluoranthenes/Pyrenes, Benz(a)anthracene, Chrysene, C1-C4 Chrysenes, Benzo(b)fluoranthene, Benzo(j)+(k)fluoranthene, Benzo(e)pyrene, Benzo(a)pyrene, Perylene, Indeno(1,2,3-cd)pyrene, Dibenz(ah)+(ac)anthracene, Benzo(g,h,i)perylene. If a 'Total' result is requested, the results of its individual components will also be reported.

PFAS Total: With respect to PFAS analyses, the 'PFAS, Total (5)' result is defined as the summation of results for: PFHpA, PFHxS, PFOA, PFNA and PFOS. In addition, the 'PFAS, Total (6)' result is defined as the summation of results for: PFHpA, PFHxS, PFOA, PFNA, PFDA and PFOS. For MassDEP DW compliance analysis only, the 'PFAS, Total (6)' result is defined as the summation of results at or above the RL. Note: If a 'Total' result is requested, the results of its individual components will also be reported.

Total: With respect to Organic analyses, a 'Total' result is defined as the summation of results for individual isomers or Aroclors. If a 'Total' result is requested, the results of its individual components will also be reported. This is applicable to 'Total' results for methods 8260, 8081 and 8082.

***Data Qualifiers***

**A** - Spectra identified as "Aldol Condensates" are byproducts of the extraction/concentration procedures when acetone is introduced in the process.

**B** - The analyte was detected above the reporting limit in the associated method blank. Flag only applies to associated field samples that have detectable concentrations of the analyte at less than ten times (10x) the concentration found in the blank. For MCP-related projects, flag only applies to associated field samples that have detectable concentrations of the analyte at less than ten times (10x) the concentration found in the blank. For DOD-related projects, flag only applies to associated field samples that have detectable concentrations of the analyte at less than ten times (10x) the concentration found in the blank AND the analyte was detected above one-half the reporting limit (or above the reporting limit for common lab contaminants) in the associated method blank. For NJ-Air-related projects, flag only applies to associated field samples that have detectable concentrations of the analyte above the reporting limit. For NJ-related projects (excluding Air), flag only applies to associated field samples that have detectable concentrations of the analyte, which was detected above the reporting limit in the associated method blank or above five times the reporting limit for common lab contaminants (Phthalates, Acetone, Methylene Chloride, 2-Butanone).

**C** - Co-elution: The target analyte co-elutes with a known lab standard (i.e. surrogate, internal standards, etc.) for co-extracted analyses.

**D** - Concentration of analyte was quantified from diluted analysis. Flag only applies to field samples that have detectable concentrations of the analyte.

**E** - Concentration of analyte exceeds the range of the calibration curve and/or linear range of the instrument.

**F** - The ratio of quantifier ion response to qualifier ion response falls outside of the laboratory criteria. Results are considered to be an estimated maximum concentration.

**G** - The concentration may be biased high due to matrix interferences (i.e, co-elution) with non-target compound(s). The result should be considered estimated.

**H** - The analysis of pH was performed beyond the regulatory-required holding time of 15 minutes from the time of sample collection.

**I** - The lower value for the two columns has been reported due to obvious interference.

**J** - Estimated value. This represents an estimated concentration for Tentatively Identified Compounds (TICs).

**M** - Reporting Limit (RL) exceeds the MCP CAM Reporting Limit for this analyte.

*Report Format: Data Usability Report*

| | | | |
|---|---|---|---|
| **Project Name:** | 128 NORTH MAIN ST. | **Lab Number:** | L2316228 |
| **Project Number:** | 12814, PHASE 7 | **Report Date:** | 04/03/23 |

***Data Qualifiers***

**ND** - Not detected at the reporting limit (RL) for the sample.

**NJ** - Presumptive evidence of compound. This represents an estimated concentration for Tentatively Identified Compounds (TICs), where the identification is based on a mass spectral library search.

**P** - The RPD between the results for the two columns exceeds the method-specified criteria.

**Q** - The quality control sample exceeds the associated acceptance criteria. For DOD-related projects, LCS and/or Continuing Calibration Standard exceedences are also qualified on all associated sample results. Note: This flag is not applicable for matrix spike recoveries when the sample concentration is greater than 4x the spike added or for batch duplicate RPD when the sample concentrations are less than 5x the RL. (Metals only.)

**R** - Analytical results are from sample re-analysis.

**RE** - Analytical results are from sample re-extraction.

**S** - Analytical results are from modified screening analysis.

**V** - The surrogate associated with this target analyte has a recovery outside the QC acceptance limits. (Applicable to MassDEP DW Compliance samples only.)

**Z** - The batch matrix spike and/or duplicate associated with this target analyte has a recovery/RPD outside the QC acceptance limits. (Applicable to MassDEP DW Compliance samples only.)

| | | | |
|---|---|---|---|
| **Project Name:** | 128 NORTH MAIN ST. | **Lab Number:** | L2316228 |
| **Project Number:** | 12814, PHASE 7 | **Report Date:** | 04/03/23 |

## REFERENCES

48 Compendium of Methods for the Determination of Toxic Organic Compounds in Ambient Air. Second Edition. EPA/625/R-96/010b, January 1999.

## LIMITATION OF LIABILITIES

Alpha Analytical performs services with reasonable care and diligence normal to the analytical testing laboratory industry. In the event of an error, the sole and exclusive responsibility of Alpha Analytical shall be to re-perform the work at it's own expense. In no event shall Alpha Analytical be held liable for any incidental, consequential or special damages, including but not limited to, damages in any way connected with the use of, interpretation of, information or analysis provided by Alpha Analytical.

We strongly urge our clients to comply with EPA protocol regarding sample volume, preservation, cooling, containers, sampling procedures, holding time and splitting of samples in the field.

# Certification Information

**The following analytes are not included in our Primary NELAP Scope of Accreditation:**

**Westborough Facility**
**EPA 624/624.1:** m/p-xylene, o-xylene, Naphthalene
**EPA 625/625.1:** alpha-Terpineol
**EPA 8260C/8260D:** NPW: 1,2,4,5-Tetramethylbenzene; 4-Ethyltoluene, Azobenzene; SCM: Iodomethane (methyl iodide), 1,2,4,5-Tetramethylbenzene; 4-Ethyltoluene.
**EPA 8270D/8270E:** NPW: Dimethylnaphthalene,1,4-Diphenylhydrazine, alpha-Terpineol; SCM: Dimethylnaphthalene,1,4-Diphenylhydrazine.
**SM4500**: NPW: Amenable Cyanide; SCM: Total Phosphorus, TKN, NO2, NO3.

**Mansfield Facility**
**SM 2540D:** TSS
**EPA 8082A:** NPW: PCB: 1, 5, 31, 87,101, 110, 141, 151, 153, 180, 183, 187.
**EPA TO-15:** Halothane, 2,4,4-Trimethyl-2-pentene, 2,4,4-Trimethyl-1-pentene, Thiophene, 2-Methylthiophene, 3-Methylthiophene, 2-Ethylthiophene, 1,2,3-Trimethylbenzene, Indan, Indene, 1,2,4,5-Tetramethylbenzene, Benzothiophene, 1-Methylnaphthalene.
**Biological Tissue Matrix:** EPA 3050B

**The following analytes are included in our Massachusetts DEP Scope of Accreditation**

**Westborough Facility:**

***Drinking Water***
**EPA 300.0**: Chloride, Nitrate-N, Fluoride, Sulfate; **EPA 353.2**: Nitrate-N, Nitrite-N; **SM4500NO3-F**: Nitrate-N, Nitrite-N; **SM4500F-C, SM4500CN-CE, EPA 180.1, SM2130B, SM4500Cl-D, SM2320B, SM2540C, SM4500H-B, SM4500NO2-B**
**EPA 332**: Perchlorate; **EPA 524.2:** THMs and VOCs; **EPA 504.1:** EDB, DBCP.
**Microbiology**: **SM9215B; SM9223-P/A, SM9223B-Colilert-QT,SM9222D**.

***Non-Potable Water***
**SM4500H,B, EPA 120.1, SM2510B, SM2540C, SM2320B, SM4500CL-E, SM4500F-BC, SM4500NH3-BH:** Ammonia-N and Kjeldahl-N, **EPA 350.1**: Ammonia-N, **LACHAT 10-107-06-1-B**: Ammonia-N, **EPA 351.1, SM4500NO3-F, EPA 353.2**: Nitrate-N**, SM4500P-E, SM4500P-B, E, SM4500SO4-E, SM5220D, EPA 410.4, SM5210B, SM5310C, SM4500CL-D, EPA 1664, EPA 420.1, SM4500-CN-CE, SM2540D, EPA 300: Chloride, Sulfate, Nitrate.**
**EPA 624.1**: Volatile Halocarbons & Aromatics,
**EPA 608.3**: Chlordane, Toxaphene, Aldrin, alpha-BHC, beta-BHC, gamma-BHC, delta-BHC, Dieldrin, DDD, DDE, DDT, Endosulfan I, Endosulfan II, Endosulfan sulfate, Endrin, Endrin Aldehyde, Heptachlor, Heptachlor Epoxide, PCBs
**EPA 625.1**: SVOC (Acid/Base/Neutral Extractables), **EPA 600/4-81-045**: PCB-Oil.
**Microbiology**: **SM9223B-Colilert-QT; Enterolert-QT, SM9221E, EPA 1600, EPA 1603, SM9222D.**

**Mansfield Facility:**

***Drinking Water***
**EPA 200.7:** Al, Ba, Cd, Cr, Cu, Fe, Mn, Ni, Na, Ag, Ca, Zn. **EPA 200.8:** Al, Sb, As, Ba, Be, Cd, Cr, Cu, Pb, Mn, Ni, Se, Ag, TL, Zn. **EPA 245.1** Hg.
**EPA 522, EPA 537.1.**

***Non-Potable Water***
**EPA 200.7:** Al, Sb, As, Be, Cd, Ca, Cr, Co, Cu, Fe, Pb, Mg, Mn, Mo, Ni, K, Se, Ag, Na, Sr, TL, Ti, V, Zn.
**EPA 200.8:** Al, Sb**,** As, Be, Cd, Cr, Cu, Fe, Pb, Mn, Ni, K, Se, Ag, Na, TL, Zn.
**EPA 245.1** Hg.
**SM2340B**

For a complete listing of analytes and methods, please contact your Alpha Project Manager.

# AIR ANALYSIS

PAGE 1 OF 1

**CHAIN OF CUSTODY**

ALPHA ANALYTICAL
320 Forbes Blvd, Mansfield, MA 02048
TEL: 508-822-9300 FAX: 508-822-3288

Date Rec'd in Lab: 3/29/23

ALPHA Job #: L2316228

**Client Information**

Client: SESI
Address: 959 Rt 46 E 3rd Floor 300 Suite Parsippany NJ
Phone: (973) 808-9050
Fax:
Email: monica.norton@sesi.org
☐ These samples have been previously analyzed by Alpha

**Project Information**

Project Name: 128 North Main St.
Project Location: Port Chester NY
Project #: 12814, phase 7
Project Manager: Monica Norton
ALPHA Quote #:

**Turn-Around Time**

☒ Standard ☐ RUSH (only confirmed if pre-approved!)
Date Due: Time:

**Report Information - Data Deliverables**

☐ FAX
☒ ADEx
Criteria Checker:
(Default based on Regulatory Criteria Indicated)
Other Formats:
☐ EMAIL (standard pdf report)
☒ Additional Deliverables: Cat B
Report to: (if different than Project Manager)

**Billing Information**

☒ Same as Client info PO #:

**Regulatory Requirements/Report Limits**

| State/Fed | Program | Res / Comm |
|---|---|---|
| X NYDOH Matrices | | |

Other Project Specific Requirements/Comments:

Project-Specific Target Compound List: ☐

**All Columns Below Must Be Filled Out**

| ALPHA Lab ID (Lab Use Only) | Sample ID | COLLECTION End Date | Start Time | End Time | Initial Vacuum | Final Vacuum | Sample Matrix* | Sampler's Initials | Can Size | I D Can | I D - Flow Controller | TO-15 | TO-15 SIM | APH Subtract Non-petroleum HCs | Fixed Gases | Sulfides & Mercaptans by TO-15 | ☐ | Sample Comments (i.e. PID) |
|---|---|---|---|---|---|---|---|---|---|---|---|---|---|---|---|---|---|---|
| 16228-01 | SV-301 | 3/28/23 | 1302 | 1312 | -29.98 | -5.879 | SV | CC | 2.7L | 548 | 02284 | X | | | | | | |
| -02 | SSV-301 | ↓ | 1337 | 1347 | -30.27 | -6.10 | SV | ↓ | ↓ | 2245 | 0991 | ↓ | | | | | | |

*SAMPLE MATRIX CODES
AA = Ambient Air (Indoor/Outdoor)
SV = Soil Vapor/Landfill Gas/SVE
Other = Please Specify

Container Type

| Relinquished By: | Date/Time | Received By: | Date/Time: |
|---|---|---|---|
| [signature] | 03/28/23 18:05 | [signature] AAL 3/28/23 | 3.28.23 1555 |
| [signature] AAL 3/28/23 | 3.28.23 2345 | [signature] | 3/28/23 2345 |
| [signature] | 3.29.23 0510 | [signature] | 3/29/23 05:10 |

Please print clearly, legibly and completely. Samples can not be logged in and turnaround time clock will not start until any ambiguities are resolved. All samples submitted are subject to Alpha's Terms and Conditions. See reverse side.


Form Rev. 101-02 Rev (25-Sep-15)

# ANALYTICAL REPORT

| | |
|---|---|
| Lab Number: | L2316226 |
| Client: | Soils Engineering Services, Inc.<br>959 Route 46E<br>Parsippany, NJ 07054 |
| ATTN: | Monica Norton |
| Phone: | (973) 808-9050 |
| Project Name: | NORTH MAIN STREET SITE |
| Project Number: | 12814, PHASE 7 |
| Report Date: | 04/12/23 |



Certifications & Approvals: MA (M-MA086), NH NELAP (2064), CT (PH-0574), IL (200077), ME (MA00086), MD (348), NJ (MA935), NY (11148), NC (25700/666), PA (68-03671), RI (LAO00065), TX (T104704476), VT (VT-0935), VA (460195), USDA (Permit #P330-17-00196).

Eight Walkup Drive, Westborough, MA 01581-1019
508-898-9220 (Fax) 508-898-9193 800-624-9220 - www.alphalab.com

**Project Name:** NORTH MAIN STREET SITE
**Project Number:** 12814, PHASE 7

**Lab Number:** L2316226
**Report Date:** 04/12/23

| Alpha Sample ID | Client ID | Matrix | Sample Location | Collection Date/Time | Receive Date |
|---|---|---|---|---|---|
| L2316226-01 | SB-301 (1.5-2) | SOIL | 128 NORTH MAIN ST. PORT CHESTER NY | 03/28/23 08:55 | 03/28/23 |
| L2316226-02 | SB-302 (2-2.5) | SOIL | 128 NORTH MAIN ST. PORT CHESTER NY | 03/28/23 09:15 | 03/28/23 |
| L2316226-03 | SB-303 (2-2.5) | SOIL | 128 NORTH MAIN ST. PORT CHESTER NY | 03/28/23 09:35 | 03/28/23 |
| L2316226-04 | SB-303 (8.5-9) | SOIL | 128 NORTH MAIN ST. PORT CHESTER NY | 03/28/23 09:40 | 03/28/23 |
| L2316226-05 | SB-304 (1.5-2) | SOIL | 128 NORTH MAIN ST. PORT CHESTER NY | 03/28/23 10:10 | 03/28/23 |
| L2316226-06 | SB-304 (3-3.5) | SOIL | 128 NORTH MAIN ST. PORT CHESTER NY | 03/28/23 10:15 | 03/28/23 |
| L2316226-07 | SB-305 (1.5-2) | SOIL | 128 NORTH MAIN ST. PORT CHESTER NY | 03/28/23 12:05 | 03/28/23 |
| L2316226-08 | SB-306 (2.5-3) | SOIL | 128 NORTH MAIN ST. PORT CHESTER NY | 03/28/23 11:30 | 03/28/23 |
| L2316226-09 | SB-307 (1.5-2) | SOIL | 128 NORTH MAIN ST. PORT CHESTER NY | 03/28/23 10:55 | 03/28/23 |
| L2316226-10 | SB-307 (4.5-5) | SOIL | 128 NORTH MAIN ST. PORT CHESTER NY | 03/28/23 11:00 | 03/28/23 |
| L2316226-11 | TWP-301 | WATER | 128 NORTH MAIN ST. PORT CHESTER NY | 03/28/23 14:15 | 03/28/23 |
| L2316226-12 | TB-20230328 | WATER | 128 NORTH MAIN ST. PORT CHESTER NY | 03/28/23 00:00 | 03/28/23 |

| | | | |
|---|---|---|---|
| **Project Name:** | NORTH MAIN STREET SITE | **Lab Number:** | L2316226 |
| **Project Number:** | 12814, PHASE 7 | **Report Date:** | 04/12/23 |

## Case Narrative

The samples were received in accordance with the Chain of Custody and no significant deviations were encountered during the preparation or analysis unless otherwise noted. Sample Receipt, Container Information, and the Chain of Custody are located at the back of the report.

Results contained within this report relate only to the samples submitted under this Alpha Lab Number and meet NELAP requirements for all NELAP accredited parameters unless otherwise noted in the following narrative. The data presented in this report is organized by parameter (i.e. VOC, SVOC, etc.). Sample specific Quality Control data (i.e. Surrogate Spike Recovery) is reported at the end of the target analyte list for each individual sample, followed by the Laboratory Batch Quality Control at the end of each parameter. Tentatively Identified Compounds (TICs), if requested, are reported for compounds identified to be present and are not part of the method/program Target Compound List, even if only a subset of the TCL are being reported. If a sample was re-analyzed or re-extracted due to a required quality control corrective action and if both sets of data are reported, the Laboratory ID of the re-analysis or re-extraction is designated with an "R" or "RE", respectively.

When multiple Batch Quality Control elements are reported (e.g. more than one LCS), the associated samples for each element are noted in the grey shaded header line of each data table. Any Laboratory Batch, Sample Specific % recovery or RPD value that is outside the listed Acceptance Criteria is bolded in the report. In reference to questions H (CAM) or 4 (RCP) when "NO" is checked, the performance criteria for CAM and RCP methods allow for some quality control failures to occur and still be within method compliance. In these instances, the specific failure is not narrated but noted in the associated QC Outlier Summary Report, located directly after the Case Narrative. QC information is also incorporated in the Data Usability Assessment table (Format 11) of our Data Merger tool, where it can be reviewed in conjunction with the sample result, associated regulatory criteria and any associated data usability implications.

Soil/sediments, solids and tissues are reported on a dry weight basis unless otherwise noted. Definitions of all data qualifiers and acronyms used in this report are provided in the Glossary located at the back of the report.

HOLD POLICY - For samples submitted on hold, Alpha's policy is to hold samples (with the exception of Air canisters) free of charge for 21 calendar days from the date the project is completed. After 21 calendar days, we will dispose of all samples submitted including those put on hold unless you have contacted your Alpha Project Manager and made arrangements for Alpha to continue to hold the samples. Air canisters will be disposed after 3 business days from the date the project is completed.

Please contact Project Management at 800-624-9220 with any questions.

| | | | |
|---|---|---|---|
| **Project Name:** | NORTH MAIN STREET SITE | **Lab Number:** | L2316226 |
| **Project Number:** | 12814, PHASE 7 | **Report Date:** | 04/12/23 |

**Case Narrative (continued)**

Report Submission

April 12, 2023: This final report includes the results of all requested analyses.

April 04, 2023: This is a preliminary report.

All non-detect (ND) or estimated concentrations (J-qualified) have been quantitated to the limit noted in the MDL column.

Sample Receipt

L2316226-04: The collection date and time on the chain of custody was 28-MAR-23 09:40; however, the collection date/time on the container label was 28-MAR-23 09:35. At the client's request, the collection date/time is reported as 28-MAR-23 09:40.

L2316226-12: At the client's request, the analysis of Volatile Organics was not performed.

Semivolatile Organics

The WG1761567-1 Method Blank, associated with L2316226-11, has TIC(s) detected. The results are qualified with a "B" for any associated samples that have detections of the same TIC(s).

Total Metals

L2316226-01 through -11: The sample has elevated detection limits for all elements, with the exception of mercury, due to the dilution required by the sample matrix.

Cyanide, Total

The WG1761558-2 LCS recovery for cyanide, total (70%), associated with L2316226-01 and -02, is outside our in-house acceptance criteria, but within the vendor-certified acceptance limits. The results of the original analyses are reported.

The WG1762294-3 LCSD recovery for cyanide, total (79%), associated with L2316226-03, -04, -05, -06, -09, and -10, is outside our in-house acceptance criteria, but within the vendor-certified acceptance limits. The

| | | | |
|---|---|---|---|
| **Project Name:** | NORTH MAIN STREET SITE | **Lab Number:** | L2316226 |
| **Project Number:** | 12814, PHASE 7 | **Report Date:** | 04/12/23 |

**Case Narrative (continued)**

results of the original analyses are reported.

I, the undersigned, attest under the pains and penalties of perjury that, to the best of my knowledge and belief and based upon my personal inquiry of those responsible for providing the information contained in this analytical report, such information is accurate and complete. This certificate of analysis is not complete unless this page accompanies any and all pages of this report.

Authorized Signature: Tiffani Morrissey - Tiffani Morrissey

Title: Technical Director/Representative Date: 04/12/23

# ORGANICS

# VOLATILES

**Project Name:** NORTH MAIN STREET SITE **Lab Number:** L2316226

**Project Number:** 12814, PHASE 7 **Report Date:** 04/12/23

## SAMPLE RESULTS

Lab ID: L2316226-01
Client ID: SB-301 (1.5-2)
Sample Location: 128 NORTH MAIN ST. PORT CHESTER NY

Date Collected: 03/28/23 08:55
Date Received: 03/28/23
Field Prep: Not Specified

Sample Depth:
Matrix: Soil
Analytical Method: 1,8260D
Analytical Date: 03/30/23 10:48
Analyst: JIC
Percent Solids: 86%

| Parameter | Result | Qualifier | Units | RL | MDL | Dilution Factor |
|---|---|---|---|---|---|---|
| **Volatile Organics by EPA 5035 Low - Westborough Lab** | | | | | | |
| Methylene chloride | ND | | ug/kg | 6.3 | 2.9 | 1 |
| 1,1-Dichloroethane | ND | | ug/kg | 1.2 | 0.18 | 1 |
| Chloroform | ND | | ug/kg | 1.9 | 0.18 | 1 |
| Carbon tetrachloride | ND | | ug/kg | 1.2 | 0.29 | 1 |
| 1,2-Dichloropropane | ND | | ug/kg | 1.2 | 0.16 | 1 |
| Dibromochloromethane | ND | | ug/kg | 1.2 | 0.18 | 1 |
| 1,1,2-Trichloroethane | ND | | ug/kg | 1.2 | 0.34 | 1 |
| Tetrachloroethene | ND | | ug/kg | 0.63 | 0.25 | 1 |
| Chlorobenzene | ND | | ug/kg | 0.63 | 0.16 | 1 |
| Trichlorofluoromethane | ND | | ug/kg | 5.0 | 0.87 | 1 |
| 1,2-Dichloroethane | ND | | ug/kg | 1.2 | 0.32 | 1 |
| 1,1,1-Trichloroethane | ND | | ug/kg | 0.63 | 0.21 | 1 |
| Bromodichloromethane | ND | | ug/kg | 0.63 | 0.14 | 1 |
| trans-1,3-Dichloropropene | ND | | ug/kg | 1.2 | 0.34 | 1 |
| cis-1,3-Dichloropropene | ND | | ug/kg | 0.63 | 0.20 | 1 |
| 1,3-Dichloropropene, Total | ND | | ug/kg | 0.63 | 0.20 | 1 |
| 1,1-Dichloropropene | ND | | ug/kg | 0.63 | 0.20 | 1 |
| Bromoform | ND | | ug/kg | 5.0 | 0.31 | 1 |
| 1,1,2,2-Tetrachloroethane | ND | | ug/kg | 0.63 | 0.21 | 1 |
| Benzene | ND | | ug/kg | 0.63 | 0.21 | 1 |
| Toluene | ND | | ug/kg | 1.2 | 0.68 | 1 |
| Ethylbenzene | ND | | ug/kg | 1.2 | 0.18 | 1 |
| Chloromethane | ND | | ug/kg | 5.0 | 1.2 | 1 |
| Bromomethane | ND | | ug/kg | 2.5 | 0.73 | 1 |
| Vinyl chloride | ND | | ug/kg | 1.2 | 0.42 | 1 |
| Chloroethane | ND | | ug/kg | 2.5 | 0.57 | 1 |
| 1,1-Dichloroethene | ND | | ug/kg | 1.2 | 0.30 | 1 |
| trans-1,2-Dichloroethene | ND | | ug/kg | 1.9 | 0.17 | 1 |

**Project Name:** NORTH MAIN STREET SITE **Lab Number:** L2316226

**Project Number:** 12814, PHASE 7 **Report Date:** 04/12/23

## SAMPLE RESULTS

Lab ID: L2316226-01 Date Collected: 03/28/23 08:55

Client ID: SB-301 (1.5-2) Date Received: 03/28/23

Sample Location: 128 NORTH MAIN ST. PORT CHESTER NY Field Prep: Not Specified

Sample Depth:

| Parameter | Result | Qualifier | Units | RL | MDL | Dilution Factor |
|---|---|---|---|---|---|---|
| **Volatile Organics by EPA 5035 Low - Westborough Lab** | | | | | | |
| Trichloroethene | ND | | ug/kg | 0.63 | 0.17 | 1 |
| 1,2-Dichlorobenzene | ND | | ug/kg | 2.5 | 0.18 | 1 |
| 1,3-Dichlorobenzene | ND | | ug/kg | 2.5 | 0.19 | 1 |
| 1,4-Dichlorobenzene | ND | | ug/kg | 2.5 | 0.22 | 1 |
| Methyl tert butyl ether | ND | | ug/kg | 2.5 | 0.25 | 1 |
| p/m-Xylene | ND | | ug/kg | 2.5 | 0.70 | 1 |
| o-Xylene | ND | | ug/kg | 1.2 | 0.37 | 1 |
| Xylenes, Total | ND | | ug/kg | 1.2 | 0.37 | 1 |
| cis-1,2-Dichloroethene | ND | | ug/kg | 1.2 | 0.22 | 1 |
| 1,2-Dichloroethene, Total | ND | | ug/kg | 1.2 | 0.17 | 1 |
| Dibromomethane | ND | | ug/kg | 2.5 | 0.30 | 1 |
| Styrene | ND | | ug/kg | 1.2 | 0.25 | 1 |
| Dichlorodifluoromethane | ND | | ug/kg | 12 | 1.2 | 1 |
| Acetone | ND | | ug/kg | 12 | 6.0 | 1 |
| Carbon disulfide | ND | | ug/kg | 12 | 5.7 | 1 |
| 2-Butanone | ND | | ug/kg | 12 | 2.8 | 1 |
| Vinyl acetate | ND | | ug/kg | 12 | 2.7 | 1 |
| 4-Methyl-2-pentanone | ND | | ug/kg | 12 | 1.6 | 1 |
| 1,2,3-Trichloropropane | ND | | ug/kg | 2.5 | 0.16 | 1 |
| 2-Hexanone | ND | | ug/kg | 12 | 1.5 | 1 |
| Bromochloromethane | ND | | ug/kg | 2.5 | 0.26 | 1 |
| 2,2-Dichloropropane | ND | | ug/kg | 2.5 | 0.25 | 1 |
| 1,2-Dibromoethane | ND | | ug/kg | 1.2 | 0.35 | 1 |
| 1,3-Dichloropropane | ND | | ug/kg | 2.5 | 0.21 | 1 |
| 1,1,1,2-Tetrachloroethane | ND | | ug/kg | 0.63 | 0.17 | 1 |
| Bromobenzene | ND | | ug/kg | 2.5 | 0.18 | 1 |
| n-Butylbenzene | ND | | ug/kg | 1.2 | 0.21 | 1 |
| sec-Butylbenzene | ND | | ug/kg | 1.2 | 0.18 | 1 |
| tert-Butylbenzene | ND | | ug/kg | 2.5 | 0.15 | 1 |
| o-Chlorotoluene | ND | | ug/kg | 2.5 | 0.24 | 1 |
| p-Chlorotoluene | ND | | ug/kg | 2.5 | 0.14 | 1 |
| 1,2-Dibromo-3-chloropropane | ND | | ug/kg | 3.8 | 1.2 | 1 |
| Hexachlorobutadiene | ND | | ug/kg | 5.0 | 0.21 | 1 |
| Isopropylbenzene | ND | | ug/kg | 1.2 | 0.14 | 1 |
| p-Isopropyltoluene | ND | | ug/kg | 1.2 | 0.14 | 1 |
| Naphthalene | ND | | ug/kg | 5.0 | 0.82 | 1 |
| Acrylonitrile | ND | | ug/kg | 5.0 | 1.4 | 1 |

**Project Name:** NORTH MAIN STREET SITE **Lab Number:** L2316226

**Project Number:** 12814, PHASE 7 **Report Date:** 04/12/23

## SAMPLE RESULTS

Lab ID: L2316226-01 Date Collected: 03/28/23 08:55

Client ID: SB-301 (1.5-2) Date Received: 03/28/23

Sample Location: 128 NORTH MAIN ST. PORT CHESTER NY Field Prep: Not Specified

Sample Depth:

| Parameter | Result | Qualifier | Units | RL | MDL | Dilution Factor |
|---|---|---|---|---|---|---|
| **Volatile Organics by EPA 5035 Low - Westborough Lab** | | | | | | |
| n-Propylbenzene | ND | | ug/kg | 1.2 | 0.22 | 1 |
| 1,2,3-Trichlorobenzene | ND | | ug/kg | 2.5 | 0.40 | 1 |
| 1,2,4-Trichlorobenzene | ND | | ug/kg | 2.5 | 0.34 | 1 |
| 1,3,5-Trimethylbenzene | ND | | ug/kg | 2.5 | 0.24 | 1 |
| 1,2,4-Trimethylbenzene | ND | | ug/kg | 2.5 | 0.42 | 1 |
| 1,4-Dioxane | ND | | ug/kg | 100 | 44. | 1 |
| p-Diethylbenzene | ND | | ug/kg | 2.5 | 0.22 | 1 |
| p-Ethyltoluene | ND | | ug/kg | 2.5 | 0.48 | 1 |
| 1,2,4,5-Tetramethylbenzene | ND | | ug/kg | 2.5 | 0.24 | 1 |
| Ethyl ether | ND | | ug/kg | 2.5 | 0.43 | 1 |
| trans-1,4-Dichloro-2-butene | ND | | ug/kg | 6.3 | 1.8 | 1 |

Tentatively Identified Compounds

| | | | | |
|---|---|---|---|---|
| Total TIC Compounds | 3.54 | J | ug/kg | 1 |
| 1-Hexanol, 2-ethyl- | 3.54 | NJ | ug/kg | 1 |

| Surrogate | % Recovery | Qualifier | Acceptance Criteria |
|---|---|---|---|
| 1,2-Dichloroethane-d4 | 108 | | 70-130 |
| Toluene-d8 | 105 | | 70-130 |
| 4-Bromofluorobenzene | 111 | | 70-130 |
| Dibromofluoromethane | 108 | | 70-130 |

**Project Name:** NORTH MAIN STREET SITE **Lab Number:** L2316226

**Project Number:** 12814, PHASE 7 **Report Date:** 04/12/23

## SAMPLE RESULTS

Lab ID: L2316226-02
Client ID: SB-302 (2-2.5)
Sample Location: 128 NORTH MAIN ST. PORT CHESTER NY

Date Collected: 03/28/23 09:15
Date Received: 03/28/23
Field Prep: Not Specified

Sample Depth:
Matrix: Soil
Analytical Method: 1,8260D
Analytical Date: 03/31/23 15:03
Analyst: JIC
Percent Solids: 81%

| Parameter | Result | Qualifier | Units | RL | MDL | Dilution Factor |
|---|---|---|---|---|---|---|
| **Volatile Organics by EPA 5035 Low - Westborough Lab** | | | | | | |
| Methylene chloride | ND | | ug/kg | 6.2 | 2.8 | 1 |
| 1,1-Dichloroethane | ND | | ug/kg | 1.2 | 0.18 | 1 |
| Chloroform | ND | | ug/kg | 1.8 | 0.17 | 1 |
| Carbon tetrachloride | ND | | ug/kg | 1.2 | 0.28 | 1 |
| 1,2-Dichloropropane | ND | | ug/kg | 1.2 | 0.15 | 1 |
| Dibromochloromethane | ND | | ug/kg | 1.2 | 0.17 | 1 |
| 1,1,2-Trichloroethane | ND | | ug/kg | 1.2 | 0.33 | 1 |
| Tetrachloroethene | ND | | ug/kg | 0.62 | 0.24 | 1 |
| Chlorobenzene | ND | | ug/kg | 0.62 | 0.16 | 1 |
| Trichlorofluoromethane | ND | | ug/kg | 4.9 | 0.86 | 1 |
| 1,2-Dichloroethane | ND | | ug/kg | 1.2 | 0.32 | 1 |
| 1,1,1-Trichloroethane | ND | | ug/kg | 0.62 | 0.21 | 1 |
| Bromodichloromethane | ND | | ug/kg | 0.62 | 0.13 | 1 |
| trans-1,3-Dichloropropene | ND | | ug/kg | 1.2 | 0.34 | 1 |
| cis-1,3-Dichloropropene | ND | | ug/kg | 0.62 | 0.20 | 1 |
| 1,3-Dichloropropene, Total | ND | | ug/kg | 0.62 | 0.20 | 1 |
| 1,1-Dichloropropene | ND | | ug/kg | 0.62 | 0.20 | 1 |
| Bromoform | ND | | ug/kg | 4.9 | 0.30 | 1 |
| 1,1,2,2-Tetrachloroethane | ND | | ug/kg | 0.62 | 0.20 | 1 |
| Benzene | ND | | ug/kg | 0.62 | 0.20 | 1 |
| Toluene | ND | | ug/kg | 1.2 | 0.67 | 1 |
| Ethylbenzene | ND | | ug/kg | 1.2 | 0.17 | 1 |
| Chloromethane | ND | | ug/kg | 4.9 | 1.2 | 1 |
| Bromomethane | ND | | ug/kg | 2.5 | 0.72 | 1 |
| Vinyl chloride | ND | | ug/kg | 1.2 | 0.41 | 1 |
| Chloroethane | ND | | ug/kg | 2.5 | 0.56 | 1 |
| 1,1-Dichloroethene | ND | | ug/kg | 1.2 | 0.29 | 1 |
| trans-1,2-Dichloroethene | ND | | ug/kg | 1.8 | 0.17 | 1 |

**Project Name:** NORTH MAIN STREET SITE **Lab Number:** L2316226

**Project Number:** 12814, PHASE 7 **Report Date:** 04/12/23

**SAMPLE RESULTS**

Lab ID: L2316226-02 Date Collected: 03/28/23 09:15

Client ID: SB-302 (2-2.5) Date Received: 03/28/23

Sample Location: 128 NORTH MAIN ST. PORT CHESTER NY Field Prep: Not Specified

Sample Depth:

| Parameter | Result | Qualifier | Units | RL | MDL | Dilution Factor |
|---|---|---|---|---|---|---|
| Volatile Organics by EPA 5035 Low - Westborough Lab | | | | | | |
| Trichloroethene | ND | | ug/kg | 0.62 | 0.17 | 1 |
| 1,2-Dichlorobenzene | ND | | ug/kg | 2.5 | 0.18 | 1 |
| 1,3-Dichlorobenzene | ND | | ug/kg | 2.5 | 0.18 | 1 |
| 1,4-Dichlorobenzene | ND | | ug/kg | 2.5 | 0.21 | 1 |
| Methyl tert butyl ether | ND | | ug/kg | 2.5 | 0.25 | 1 |
| p/m-Xylene | ND | | ug/kg | 2.5 | 0.69 | 1 |
| o-Xylene | ND | | ug/kg | 1.2 | 0.36 | 1 |
| Xylenes, Total | ND | | ug/kg | 1.2 | 0.36 | 1 |
| cis-1,2-Dichloroethene | ND | | ug/kg | 1.2 | 0.22 | 1 |
| 1,2-Dichloroethene, Total | ND | | ug/kg | 1.2 | 0.17 | 1 |
| Dibromomethane | ND | | ug/kg | 2.5 | 0.29 | 1 |
| Styrene | ND | | ug/kg | 1.2 | 0.24 | 1 |
| Dichlorodifluoromethane | ND | | ug/kg | 12 | 1.1 | 1 |
| Acetone | ND | | ug/kg | 12 | 5.9 | 1 |
| Carbon disulfide | ND | | ug/kg | 12 | 5.6 | 1 |
| 2-Butanone | ND | | ug/kg | 12 | 2.7 | 1 |
| Vinyl acetate | ND | | ug/kg | 12 | 2.6 | 1 |
| 4-Methyl-2-pentanone | ND | | ug/kg | 12 | 1.6 | 1 |
| 1,2,3-Trichloropropane | ND | | ug/kg | 2.5 | 0.16 | 1 |
| 2-Hexanone | ND | | ug/kg | 12 | 1.4 | 1 |
| Bromochloromethane | ND | | ug/kg | 2.5 | 0.25 | 1 |
| 2,2-Dichloropropane | ND | | ug/kg | 2.5 | 0.25 | 1 |
| 1,2-Dibromoethane | ND | | ug/kg | 1.2 | 0.34 | 1 |
| 1,3-Dichloropropane | ND | | ug/kg | 2.5 | 0.21 | 1 |
| 1,1,1,2-Tetrachloroethane | ND | | ug/kg | 0.62 | 0.16 | 1 |
| Bromobenzene | ND | | ug/kg | 2.5 | 0.18 | 1 |
| n-Butylbenzene | ND | | ug/kg | 1.2 | 0.21 | 1 |
| sec-Butylbenzene | ND | | ug/kg | 1.2 | 0.18 | 1 |
| tert-Butylbenzene | ND | | ug/kg | 2.5 | 0.14 | 1 |
| o-Chlorotoluene | ND | | ug/kg | 2.5 | 0.24 | 1 |
| p-Chlorotoluene | ND | | ug/kg | 2.5 | 0.13 | 1 |
| 1,2-Dibromo-3-chloropropane | ND | | ug/kg | 3.7 | 1.2 | 1 |
| Hexachlorobutadiene | ND | | ug/kg | 4.9 | 0.21 | 1 |
| Isopropylbenzene | ND | | ug/kg | 1.2 | 0.13 | 1 |
| p-Isopropyltoluene | ND | | ug/kg | 1.2 | 0.13 | 1 |
| Naphthalene | ND | | ug/kg | 4.9 | 0.80 | 1 |
| Acrylonitrile | ND | | ug/kg | 4.9 | 1.4 | 1 |

**Project Name:** NORTH MAIN STREET SITE **Lab Number:** L2316226

**Project Number:** 12814, PHASE 7 **Report Date:** 04/12/23

## SAMPLE RESULTS

Lab ID: L2316226-02 Date Collected: 03/28/23 09:15

Client ID: SB-302 (2-2.5) Date Received: 03/28/23

Sample Location: 128 NORTH MAIN ST. PORT CHESTER NY Field Prep: Not Specified

Sample Depth:

| Parameter | Result | Qualifier | Units | RL | MDL | Dilution Factor |
|---|---|---|---|---|---|---|
| **Volatile Organics by EPA 5035 Low - Westborough Lab** | | | | | | |
| n-Propylbenzene | ND | | ug/kg | 1.2 | 0.21 | 1 |
| 1,2,3-Trichlorobenzene | ND | | ug/kg | 2.5 | 0.40 | 1 |
| 1,2,4-Trichlorobenzene | ND | | ug/kg | 2.5 | 0.34 | 1 |
| 1,3,5-Trimethylbenzene | ND | | ug/kg | 2.5 | 0.24 | 1 |
| 1,2,4-Trimethylbenzene | ND | | ug/kg | 2.5 | 0.41 | 1 |
| 1,4-Dioxane | ND | | ug/kg | 99 | 43. | 1 |
| p-Diethylbenzene | ND | | ug/kg | 2.5 | 0.22 | 1 |
| p-Ethyltoluene | ND | | ug/kg | 2.5 | 0.47 | 1 |
| 1,2,4,5-Tetramethylbenzene | ND | | ug/kg | 2.5 | 0.24 | 1 |
| Ethyl ether | ND | | ug/kg | 2.5 | 0.42 | 1 |
| trans-1,4-Dichloro-2-butene | ND | | ug/kg | 6.2 | 1.8 | 1 |

Tentatively Identified Compounds

| | | | |
|---|---|---|---|
| No Tentatively Identified Compounds | ND | ug/kg | 1 |

| Surrogate | % Recovery | Qualifier | Acceptance Criteria |
|---|---|---|---|
| 1,2-Dichloroethane-d4 | 123 | | 70-130 |
| Toluene-d8 | **131** | Q | 70-130 |
| 4-Bromofluorobenzene | 108 | | 70-130 |
| Dibromofluoromethane | 120 | | 70-130 |

**Project Name:** NORTH MAIN STREET SITE **Lab Number:** L2316226

**Project Number:** 12814, PHASE 7 **Report Date:** 04/12/23

## SAMPLE RESULTS

Lab ID: L2316226-03
Client ID: SB-303 (2-2.5)
Sample Location: 128 NORTH MAIN ST. PORT CHESTER NY

Date Collected: 03/28/23 09:35
Date Received: 03/28/23
Field Prep: Not Specified

Sample Depth:
Matrix: Soil
Analytical Method: 1,8260D
Analytical Date: 03/31/23 15:29
Analyst: JIC
Percent Solids: 85%

| Parameter | Result | Qualifier | Units | RL | MDL | Dilution Factor |
|---|---|---|---|---|---|---|
| **Volatile Organics by EPA 5035 Low - Westborough Lab** | | | | | | |
| Methylene chloride | ND | | ug/kg | 5.9 | 2.7 | 1 |
| 1,1-Dichloroethane | ND | | ug/kg | 1.2 | 0.17 | 1 |
| Chloroform | ND | | ug/kg | 1.8 | 0.16 | 1 |
| Carbon tetrachloride | ND | | ug/kg | 1.2 | 0.27 | 1 |
| 1,2-Dichloropropane | ND | | ug/kg | 1.2 | 0.15 | 1 |
| Dibromochloromethane | ND | | ug/kg | 1.2 | 0.16 | 1 |
| 1,1,2-Trichloroethane | ND | | ug/kg | 1.2 | 0.32 | 1 |
| Tetrachloroethene | ND | | ug/kg | 0.59 | 0.23 | 1 |
| Chlorobenzene | ND | | ug/kg | 0.59 | 0.15 | 1 |
| Trichlorofluoromethane | ND | | ug/kg | 4.7 | 0.82 | 1 |
| 1,2-Dichloroethane | ND | | ug/kg | 1.2 | 0.30 | 1 |
| 1,1,1-Trichloroethane | ND | | ug/kg | 0.59 | 0.20 | 1 |
| Bromodichloromethane | ND | | ug/kg | 0.59 | 0.13 | 1 |
| trans-1,3-Dichloropropene | ND | | ug/kg | 1.2 | 0.32 | 1 |
| cis-1,3-Dichloropropene | ND | | ug/kg | 0.59 | 0.19 | 1 |
| 1,3-Dichloropropene, Total | ND | | ug/kg | 0.59 | 0.19 | 1 |
| 1,1-Dichloropropene | ND | | ug/kg | 0.59 | 0.19 | 1 |
| Bromoform | ND | | ug/kg | 4.7 | 0.29 | 1 |
| 1,1,2,2-Tetrachloroethane | ND | | ug/kg | 0.59 | 0.20 | 1 |
| Benzene | ND | | ug/kg | 0.59 | 0.20 | 1 |
| Toluene | ND | | ug/kg | 1.2 | 0.64 | 1 |
| Ethylbenzene | ND | | ug/kg | 1.2 | 0.17 | 1 |
| Chloromethane | ND | | ug/kg | 4.7 | 1.1 | 1 |
| Bromomethane | ND | | ug/kg | 2.4 | 0.68 | 1 |
| Vinyl chloride | ND | | ug/kg | 1.2 | 0.40 | 1 |
| Chloroethane | ND | | ug/kg | 2.4 | 0.53 | 1 |
| 1,1-Dichloroethene | ND | | ug/kg | 1.2 | 0.28 | 1 |
| trans-1,2-Dichloroethene | ND | | ug/kg | 1.8 | 0.16 | 1 |

**Project Name:** NORTH MAIN STREET SITE **Lab Number:** L2316226

**Project Number:** 12814, PHASE 7 **Report Date:** 04/12/23

## SAMPLE RESULTS

Lab ID: L2316226-03 Date Collected: 03/28/23 09:35

Client ID: SB-303 (2-2.5) Date Received: 03/28/23

Sample Location: 128 NORTH MAIN ST. PORT CHESTER NY Field Prep: Not Specified

Sample Depth:

| Parameter | Result | Qualifier | Units | RL | MDL | Dilution Factor |
|---|---|---|---|---|---|---|
| Volatile Organics by EPA 5035 Low - Westborough Lab | | | | | | |
| Trichloroethene | ND | | ug/kg | 0.59 | 0.16 | 1 |
| 1,2-Dichlorobenzene | ND | | ug/kg | 2.4 | 0.17 | 1 |
| 1,3-Dichlorobenzene | ND | | ug/kg | 2.4 | 0.17 | 1 |
| 1,4-Dichlorobenzene | ND | | ug/kg | 2.4 | 0.20 | 1 |
| Methyl tert butyl ether | ND | | ug/kg | 2.4 | 0.24 | 1 |
| p/m-Xylene | ND | | ug/kg | 2.4 | 0.66 | 1 |
| o-Xylene | ND | | ug/kg | 1.2 | 0.34 | 1 |
| Xylenes, Total | ND | | ug/kg | 1.2 | 0.34 | 1 |
| cis-1,2-Dichloroethene | ND | | ug/kg | 1.2 | 0.21 | 1 |
| 1,2-Dichloroethene, Total | ND | | ug/kg | 1.2 | 0.16 | 1 |
| Dibromomethane | ND | | ug/kg | 2.4 | 0.28 | 1 |
| Styrene | ND | | ug/kg | 1.2 | 0.23 | 1 |
| Dichlorodifluoromethane | ND | | ug/kg | 12 | 1.1 | 1 |
| Acetone | ND | | ug/kg | 12 | 5.7 | 1 |
| Carbon disulfide | ND | | ug/kg | 12 | 5.4 | 1 |
| 2-Butanone | ND | | ug/kg | 12 | 2.6 | 1 |
| Vinyl acetate | ND | | ug/kg | 12 | 2.5 | 1 |
| 4-Methyl-2-pentanone | ND | | ug/kg | 12 | 1.5 | 1 |
| 1,2,3-Trichloropropane | ND | | ug/kg | 2.4 | 0.15 | 1 |
| 2-Hexanone | ND | | ug/kg | 12 | 1.4 | 1 |
| Bromochloromethane | ND | | ug/kg | 2.4 | 0.24 | 1 |
| 2,2-Dichloropropane | ND | | ug/kg | 2.4 | 0.24 | 1 |
| 1,2-Dibromoethane | ND | | ug/kg | 1.2 | 0.33 | 1 |
| 1,3-Dichloropropane | ND | | ug/kg | 2.4 | 0.20 | 1 |
| 1,1,1,2-Tetrachloroethane | ND | | ug/kg | 0.59 | 0.16 | 1 |
| Bromobenzene | ND | | ug/kg | 2.4 | 0.17 | 1 |
| n-Butylbenzene | ND | | ug/kg | 1.2 | 0.20 | 1 |
| sec-Butylbenzene | ND | | ug/kg | 1.2 | 0.17 | 1 |
| tert-Butylbenzene | ND | | ug/kg | 2.4 | 0.14 | 1 |
| o-Chlorotoluene | ND | | ug/kg | 2.4 | 0.22 | 1 |
| p-Chlorotoluene | ND | | ug/kg | 2.4 | 0.13 | 1 |
| 1,2-Dibromo-3-chloropropane | ND | | ug/kg | 3.5 | 1.2 | 1 |
| Hexachlorobutadiene | ND | | ug/kg | 4.7 | 0.20 | 1 |
| Isopropylbenzene | ND | | ug/kg | 1.2 | 0.13 | 1 |
| p-Isopropyltoluene | ND | | ug/kg | 1.2 | 0.13 | 1 |
| Naphthalene | ND | | ug/kg | 4.7 | 0.77 | 1 |
| Acrylonitrile | ND | | ug/kg | 4.7 | 1.4 | 1 |

**Project Name:** NORTH MAIN STREET SITE **Lab Number:** L2316226

**Project Number:** 12814, PHASE 7 **Report Date:** 04/12/23

## SAMPLE RESULTS

Lab ID: L2316226-03 Date Collected: 03/28/23 09:35

Client ID: SB-303 (2-2.5) Date Received: 03/28/23

Sample Location: 128 NORTH MAIN ST. PORT CHESTER NY Field Prep: Not Specified

Sample Depth:

| Parameter | Result | Qualifier | Units | RL | MDL | Dilution Factor |
|---|---|---|---|---|---|---|
| **Volatile Organics by EPA 5035 Low - Westborough Lab** | | | | | | |
| n-Propylbenzene | ND | | ug/kg | 1.2 | 0.20 | 1 |
| 1,2,3-Trichlorobenzene | ND | | ug/kg | 2.4 | 0.38 | 1 |
| 1,2,4-Trichlorobenzene | ND | | ug/kg | 2.4 | 0.32 | 1 |
| 1,3,5-Trimethylbenzene | ND | | ug/kg | 2.4 | 0.23 | 1 |
| 1,2,4-Trimethylbenzene | ND | | ug/kg | 2.4 | 0.39 | 1 |
| 1,4-Dioxane | ND | | ug/kg | 94 | 41. | 1 |
| p-Diethylbenzene | ND | | ug/kg | 2.4 | 0.21 | 1 |
| p-Ethyltoluene | ND | | ug/kg | 2.4 | 0.45 | 1 |
| 1,2,4,5-Tetramethylbenzene | ND | | ug/kg | 2.4 | 0.22 | 1 |
| Ethyl ether | ND | | ug/kg | 2.4 | 0.40 | 1 |
| trans-1,4-Dichloro-2-butene | ND | | ug/kg | 5.9 | 1.7 | 1 |

| Tentatively Identified Compounds | | | | |
|---|---|---|---|---|
| Total TIC Compounds | 3.85 | J | ug/kg | 1 |
| Cyclobutane, methyl- | 3.85 | NJ | ug/kg | 1 |

| Surrogate | % Recovery | Qualifier | Acceptance Criteria |
|---|---|---|---|
| 1,2-Dichloroethane-d4 | 113 | | 70-130 |
| Toluene-d8 | 101 | | 70-130 |
| 4-Bromofluorobenzene | 129 | | 70-130 |
| Dibromofluoromethane | 122 | | 70-130 |

**Project Name:** NORTH MAIN STREET SITE **Lab Number:** L2316226

**Project Number:** 12814, PHASE 7 **Report Date:** 04/12/23

## SAMPLE RESULTS

Lab ID: L2316226-04
Client ID: SB-303 (8.5-9)
Sample Location: 128 NORTH MAIN ST. PORT CHESTER NY

Date Collected: 03/28/23 09:40
Date Received: 03/28/23
Field Prep: Not Specified

Sample Depth:
Matrix: Soil
Analytical Method: 1,8260D
Analytical Date: 03/30/23 11:47
Analyst: JIC
Percent Solids: 96%

| Parameter | Result | Qualifier | Units | RL | MDL | Dilution Factor |
|---|---|---|---|---|---|---|
| **Volatile Organics by EPA 5035 Low - Westborough Lab** | | | | | | |
| Methylene chloride | ND | | ug/kg | 5.2 | 2.4 | 1 |
| 1,1-Dichloroethane | ND | | ug/kg | 1.0 | 0.15 | 1 |
| Chloroform | ND | | ug/kg | 1.5 | 0.14 | 1 |
| Carbon tetrachloride | ND | | ug/kg | 1.0 | 0.24 | 1 |
| 1,2-Dichloropropane | ND | | ug/kg | 1.0 | 0.13 | 1 |
| Dibromochloromethane | ND | | ug/kg | 1.0 | 0.14 | 1 |
| 1,1,2-Trichloroethane | ND | | ug/kg | 1.0 | 0.28 | 1 |
| Tetrachloroethene | ND | | ug/kg | 0.52 | 0.20 | 1 |
| Chlorobenzene | ND | | ug/kg | 0.52 | 0.13 | 1 |
| Trichlorofluoromethane | ND | | ug/kg | 4.1 | 0.72 | 1 |
| 1,2-Dichloroethane | ND | | ug/kg | 1.0 | 0.26 | 1 |
| 1,1,1-Trichloroethane | ND | | ug/kg | 0.52 | 0.17 | 1 |
| Bromodichloromethane | ND | | ug/kg | 0.52 | 0.11 | 1 |
| trans-1,3-Dichloropropene | ND | | ug/kg | 1.0 | 0.28 | 1 |
| cis-1,3-Dichloropropene | ND | | ug/kg | 0.52 | 0.16 | 1 |
| 1,3-Dichloropropene, Total | ND | | ug/kg | 0.52 | 0.16 | 1 |
| 1,1-Dichloropropene | ND | | ug/kg | 0.52 | 0.16 | 1 |
| Bromoform | ND | | ug/kg | 4.1 | 0.25 | 1 |
| 1,1,2,2-Tetrachloroethane | ND | | ug/kg | 0.52 | 0.17 | 1 |
| Benzene | ND | | ug/kg | 0.52 | 0.17 | 1 |
| Toluene | ND | | ug/kg | 1.0 | 0.56 | 1 |
| Ethylbenzene | ND | | ug/kg | 1.0 | 0.14 | 1 |
| Chloromethane | ND | | ug/kg | 4.1 | 0.96 | 1 |
| Bromomethane | ND | | ug/kg | 2.1 | 0.60 | 1 |
| Vinyl chloride | ND | | ug/kg | 1.0 | 0.34 | 1 |
| Chloroethane | ND | | ug/kg | 2.1 | 0.47 | 1 |
| 1,1-Dichloroethene | ND | | ug/kg | 1.0 | 0.24 | 1 |
| trans-1,2-Dichloroethene | ND | | ug/kg | 1.5 | 0.14 | 1 |

**Project Name:** NORTH MAIN STREET SITE **Lab Number:** L2316226

**Project Number:** 12814, PHASE 7 **Report Date:** 04/12/23

**SAMPLE RESULTS**

Lab ID: L2316226-04 Date Collected: 03/28/23 09:40

Client ID: SB-303 (8.5-9) Date Received: 03/28/23

Sample Location: 128 NORTH MAIN ST. PORT CHESTER NY Field Prep: Not Specified

Sample Depth:

| Parameter | Result | Qualifier | Units | RL | MDL | Dilution Factor |
|---|---|---|---|---|---|---|
| Volatile Organics by EPA 5035 Low - Westborough Lab | | | | | | |
| Trichloroethene | ND | | ug/kg | 0.52 | 0.14 | 1 |
| 1,2-Dichlorobenzene | ND | | ug/kg | 2.1 | 0.15 | 1 |
| 1,3-Dichlorobenzene | ND | | ug/kg | 2.1 | 0.15 | 1 |
| 1,4-Dichlorobenzene | ND | | ug/kg | 2.1 | 0.18 | 1 |
| Methyl tert butyl ether | ND | | ug/kg | 2.1 | 0.21 | 1 |
| p/m-Xylene | ND | | ug/kg | 2.1 | 0.58 | 1 |
| o-Xylene | ND | | ug/kg | 1.0 | 0.30 | 1 |
| Xylenes, Total | ND | | ug/kg | 1.0 | 0.30 | 1 |
| cis-1,2-Dichloroethene | ND | | ug/kg | 1.0 | 0.18 | 1 |
| 1,2-Dichloroethene, Total | ND | | ug/kg | 1.0 | 0.14 | 1 |
| Dibromomethane | ND | | ug/kg | 2.1 | 0.24 | 1 |
| Styrene | ND | | ug/kg | 1.0 | 0.20 | 1 |
| Dichlorodifluoromethane | ND | | ug/kg | 10 | 0.94 | 1 |
| Acetone | ND | | ug/kg | 10 | 5.0 | 1 |
| Carbon disulfide | ND | | ug/kg | 10 | 4.7 | 1 |
| 2-Butanone | ND | | ug/kg | 10 | 2.3 | 1 |
| Vinyl acetate | ND | | ug/kg | 10 | 2.2 | 1 |
| 4-Methyl-2-pentanone | ND | | ug/kg | 10 | 1.3 | 1 |
| 1,2,3-Trichloropropane | ND | | ug/kg | 2.1 | 0.13 | 1 |
| 2-Hexanone | ND | | ug/kg | 10 | 1.2 | 1 |
| Bromochloromethane | ND | | ug/kg | 2.1 | 0.21 | 1 |
| 2,2-Dichloropropane | ND | | ug/kg | 2.1 | 0.21 | 1 |
| 1,2-Dibromoethane | ND | | ug/kg | 1.0 | 0.29 | 1 |
| 1,3-Dichloropropane | ND | | ug/kg | 2.1 | 0.17 | 1 |
| 1,1,1,2-Tetrachloroethane | ND | | ug/kg | 0.52 | 0.14 | 1 |
| Bromobenzene | ND | | ug/kg | 2.1 | 0.15 | 1 |
| n-Butylbenzene | ND | | ug/kg | 1.0 | 0.17 | 1 |
| sec-Butylbenzene | ND | | ug/kg | 1.0 | 0.15 | 1 |
| tert-Butylbenzene | ND | | ug/kg | 2.1 | 0.12 | 1 |
| o-Chlorotoluene | ND | | ug/kg | 2.1 | 0.20 | 1 |
| p-Chlorotoluene | ND | | ug/kg | 2.1 | 0.11 | 1 |
| 1,2-Dibromo-3-chloropropane | ND | | ug/kg | 3.1 | 1.0 | 1 |
| Hexachlorobutadiene | ND | | ug/kg | 4.1 | 0.17 | 1 |
| Isopropylbenzene | ND | | ug/kg | 1.0 | 0.11 | 1 |
| p-Isopropyltoluene | ND | | ug/kg | 1.0 | 0.11 | 1 |
| Naphthalene | ND | | ug/kg | 4.1 | 0.67 | 1 |
| Acrylonitrile | ND | | ug/kg | 4.1 | 1.2 | 1 |

**Project Name:** NORTH MAIN STREET SITE **Lab Number:** L2316226

**Project Number:** 12814, PHASE 7 **Report Date:** 04/12/23

## SAMPLE RESULTS

Lab ID: L2316226-04 Date Collected: 03/28/23 09:40

Client ID: SB-303 (8.5-9) Date Received: 03/28/23

Sample Location: 128 NORTH MAIN ST. PORT CHESTER NY Field Prep: Not Specified

Sample Depth:

| Parameter | Result | Qualifier | Units | RL | MDL | Dilution Factor |
|---|---|---|---|---|---|---|
| **Volatile Organics by EPA 5035 Low - Westborough Lab** | | | | | | |
| n-Propylbenzene | ND | | ug/kg | 1.0 | 0.18 | 1 |
| 1,2,3-Trichlorobenzene | ND | | ug/kg | 2.1 | 0.33 | 1 |
| 1,2,4-Trichlorobenzene | ND | | ug/kg | 2.1 | 0.28 | 1 |
| 1,3,5-Trimethylbenzene | ND | | ug/kg | 2.1 | 0.20 | 1 |
| 1,2,4-Trimethylbenzene | ND | | ug/kg | 2.1 | 0.34 | 1 |
| 1,4-Dioxane | ND | | ug/kg | 82 | 36. | 1 |
| p-Diethylbenzene | ND | | ug/kg | 2.1 | 0.18 | 1 |
| p-Ethyltoluene | ND | | ug/kg | 2.1 | 0.40 | 1 |
| 1,2,4,5-Tetramethylbenzene | ND | | ug/kg | 2.1 | 0.20 | 1 |
| Ethyl ether | ND | | ug/kg | 2.1 | 0.35 | 1 |
| trans-1,4-Dichloro-2-butene | ND | | ug/kg | 5.2 | 1.5 | 1 |

Tentatively Identified Compounds

| | | | | |
|---|---|---|---|---|
| Total TIC Compounds | 2.20 | J | ug/kg | 1 |
| Unknown | 2.20 | J | ug/kg | 1 |

| Surrogate | % Recovery | Qualifier | Acceptance Criteria |
|---|---|---|---|
| 1,2-Dichloroethane-d4 | 107 | | 70-130 |
| Toluene-d8 | 95 | | 70-130 |
| 4-Bromofluorobenzene | 96 | | 70-130 |
| Dibromofluoromethane | 103 | | 70-130 |

**Project Name:** NORTH MAIN STREET SITE **Lab Number:** L2316226

**Project Number:** 12814, PHASE 7 **Report Date:** 04/12/23

## SAMPLE RESULTS

Lab ID: L2316226-05
Client ID: SB-304 (1.5-2)
Sample Location: 128 NORTH MAIN ST. PORT CHESTER NY

Date Collected: 03/28/23 10:10
Date Received: 03/28/23
Field Prep: Not Specified

Sample Depth:
Matrix: Soil
Analytical Method: 1,8260D
Analytical Date: 03/30/23 12:07
Analyst: JIC
Percent Solids: 84%

| Parameter | Result | Qualifier | Units | RL | MDL | Dilution Factor |
|---|---|---|---|---|---|---|
| **Volatile Organics by EPA 5035 Low - Westborough Lab** | | | | | | |
| Methylene chloride | ND | | ug/kg | 6.7 | 3.1 | 1 |
| 1,1-Dichloroethane | ND | | ug/kg | 1.3 | 0.19 | 1 |
| Chloroform | ND | | ug/kg | 2.0 | 0.19 | 1 |
| Carbon tetrachloride | ND | | ug/kg | 1.3 | 0.31 | 1 |
| 1,2-Dichloropropane | ND | | ug/kg | 1.3 | 0.17 | 1 |
| Dibromochloromethane | ND | | ug/kg | 1.3 | 0.19 | 1 |
| 1,1,2-Trichloroethane | ND | | ug/kg | 1.3 | 0.36 | 1 |
| Tetrachloroethene | ND | | ug/kg | 0.67 | 0.26 | 1 |
| Chlorobenzene | ND | | ug/kg | 0.67 | 0.17 | 1 |
| Trichlorofluoromethane | ND | | ug/kg | 5.4 | 0.93 | 1 |
| 1,2-Dichloroethane | ND | | ug/kg | 1.3 | 0.34 | 1 |
| 1,1,1-Trichloroethane | ND | | ug/kg | 0.67 | 0.22 | 1 |
| Bromodichloromethane | ND | | ug/kg | 0.67 | 0.15 | 1 |
| trans-1,3-Dichloropropene | ND | | ug/kg | 1.3 | 0.37 | 1 |
| cis-1,3-Dichloropropene | ND | | ug/kg | 0.67 | 0.21 | 1 |
| 1,3-Dichloropropene, Total | ND | | ug/kg | 0.67 | 0.21 | 1 |
| 1,1-Dichloropropene | ND | | ug/kg | 0.67 | 0.21 | 1 |
| Bromoform | ND | | ug/kg | 5.4 | 0.33 | 1 |
| 1,1,2,2-Tetrachloroethane | ND | | ug/kg | 0.67 | 0.22 | 1 |
| Benzene | ND | | ug/kg | 0.67 | 0.22 | 1 |
| Toluene | ND | | ug/kg | 1.3 | 0.73 | 1 |
| Ethylbenzene | ND | | ug/kg | 1.3 | 0.19 | 1 |
| Chloromethane | ND | | ug/kg | 5.4 | 1.2 | 1 |
| Bromomethane | ND | | ug/kg | 2.7 | 0.78 | 1 |
| Vinyl chloride | ND | | ug/kg | 1.3 | 0.45 | 1 |
| Chloroethane | ND | | ug/kg | 2.7 | 0.61 | 1 |
| 1,1-Dichloroethene | ND | | ug/kg | 1.3 | 0.32 | 1 |
| trans-1,2-Dichloroethene | ND | | ug/kg | 2.0 | 0.18 | 1 |

**Project Name:** NORTH MAIN STREET SITE **Lab Number:** L2316226

**Project Number:** 12814, PHASE 7 **Report Date:** 04/12/23

**SAMPLE RESULTS**

Lab ID: L2316226-05 Date Collected: 03/28/23 10:10

Client ID: SB-304 (1.5-2) Date Received: 03/28/23

Sample Location: 128 NORTH MAIN ST. PORT CHESTER NY Field Prep: Not Specified

Sample Depth:

| Parameter | Result | Qualifier | Units | RL | MDL | Dilution Factor |
|---|---|---|---|---|---|---|
| Volatile Organics by EPA 5035 Low - Westborough Lab | | | | | | |
| Trichloroethene | ND | | ug/kg | 0.67 | 0.18 | 1 |
| 1,2-Dichlorobenzene | ND | | ug/kg | 2.7 | 0.19 | 1 |
| 1,3-Dichlorobenzene | ND | | ug/kg | 2.7 | 0.20 | 1 |
| 1,4-Dichlorobenzene | ND | | ug/kg | 2.7 | 0.23 | 1 |
| Methyl tert butyl ether | ND | | ug/kg | 2.7 | 0.27 | 1 |
| p/m-Xylene | ND | | ug/kg | 2.7 | 0.75 | 1 |
| o-Xylene | ND | | ug/kg | 1.3 | 0.39 | 1 |
| Xylenes, Total | ND | | ug/kg | 1.3 | 0.39 | 1 |
| cis-1,2-Dichloroethene | ND | | ug/kg | 1.3 | 0.24 | 1 |
| 1,2-Dichloroethene, Total | ND | | ug/kg | 1.3 | 0.18 | 1 |
| Dibromomethane | ND | | ug/kg | 2.7 | 0.32 | 1 |
| Styrene | ND | | ug/kg | 1.3 | 0.26 | 1 |
| Dichlorodifluoromethane | ND | | ug/kg | 13 | 1.2 | 1 |
| Acetone | ND | | ug/kg | 13 | 6.5 | 1 |
| Carbon disulfide | ND | | ug/kg | 13 | 6.1 | 1 |
| 2-Butanone | ND | | ug/kg | 13 | 3.0 | 1 |
| Vinyl acetate | ND | | ug/kg | 13 | 2.9 | 1 |
| 4-Methyl-2-pentanone | ND | | ug/kg | 13 | 1.7 | 1 |
| 1,2,3-Trichloropropane | ND | | ug/kg | 2.7 | 0.17 | 1 |
| 2-Hexanone | ND | | ug/kg | 13 | 1.6 | 1 |
| Bromochloromethane | ND | | ug/kg | 2.7 | 0.28 | 1 |
| 2,2-Dichloropropane | ND | | ug/kg | 2.7 | 0.27 | 1 |
| 1,2-Dibromoethane | ND | | ug/kg | 1.3 | 0.37 | 1 |
| 1,3-Dichloropropane | ND | | ug/kg | 2.7 | 0.22 | 1 |
| 1,1,1,2-Tetrachloroethane | ND | | ug/kg | 0.67 | 0.18 | 1 |
| Bromobenzene | ND | | ug/kg | 2.7 | 0.19 | 1 |
| n-Butylbenzene | ND | | ug/kg | 1.3 | 0.22 | 1 |
| sec-Butylbenzene | ND | | ug/kg | 1.3 | 0.20 | 1 |
| tert-Butylbenzene | ND | | ug/kg | 2.7 | 0.16 | 1 |
| o-Chlorotoluene | ND | | ug/kg | 2.7 | 0.26 | 1 |
| p-Chlorotoluene | ND | | ug/kg | 2.7 | 0.14 | 1 |
| 1,2-Dibromo-3-chloropropane | ND | | ug/kg | 4.0 | 1.3 | 1 |
| Hexachlorobutadiene | ND | | ug/kg | 5.4 | 0.23 | 1 |
| Isopropylbenzene | ND | | ug/kg | 1.3 | 0.15 | 1 |
| p-Isopropyltoluene | ND | | ug/kg | 1.3 | 0.15 | 1 |
| Naphthalene | ND | | ug/kg | 5.4 | 0.87 | 1 |
| Acrylonitrile | ND | | ug/kg | 5.4 | 1.5 | 1 |

**Project Name:** NORTH MAIN STREET SITE **Lab Number:** L2316226

**Project Number:** 12814, PHASE 7 **Report Date:** 04/12/23

## SAMPLE RESULTS

Lab ID: L2316226-05 Date Collected: 03/28/23 10:10

Client ID: SB-304 (1.5-2) Date Received: 03/28/23

Sample Location: 128 NORTH MAIN ST. PORT CHESTER NY Field Prep: Not Specified

Sample Depth:

| Parameter | Result | Qualifier | Units | RL | MDL | Dilution Factor |
|---|---|---|---|---|---|---|
| **Volatile Organics by EPA 5035 Low - Westborough Lab** | | | | | | |
| n-Propylbenzene | ND | | ug/kg | 1.3 | 0.23 | 1 |
| 1,2,3-Trichlorobenzene | ND | | ug/kg | 2.7 | 0.43 | 1 |
| 1,2,4-Trichlorobenzene | ND | | ug/kg | 2.7 | 0.36 | 1 |
| 1,3,5-Trimethylbenzene | ND | | ug/kg | 2.7 | 0.26 | 1 |
| 1,2,4-Trimethylbenzene | ND | | ug/kg | 2.7 | 0.45 | 1 |
| 1,4-Dioxane | ND | | ug/kg | 110 | 47. | 1 |
| p-Diethylbenzene | ND | | ug/kg | 2.7 | 0.24 | 1 |
| p-Ethyltoluene | ND | | ug/kg | 2.7 | 0.52 | 1 |
| 1,2,4,5-Tetramethylbenzene | ND | | ug/kg | 2.7 | 0.26 | 1 |
| Ethyl ether | ND | | ug/kg | 2.7 | 0.46 | 1 |
| trans-1,4-Dichloro-2-butene | ND | | ug/kg | 6.7 | 1.9 | 1 |

| Tentatively Identified Compounds | | | | |
|---|---|---|---|---|
| Total TIC Compounds | 4.97 | J | ug/kg | 1 |
| 1-Hexanol, 2-ethyl- | 4.97 | NJ | ug/kg | 1 |

| Surrogate | % Recovery | Qualifier | Acceptance Criteria |
|---|---|---|---|
| 1,2-Dichloroethane-d4 | 108 | | 70-130 |
| Toluene-d8 | 107 | | 70-130 |
| 4-Bromofluorobenzene | 117 | | 70-130 |
| Dibromofluoromethane | 109 | | 70-130 |

**Project Name:** NORTH MAIN STREET SITE **Lab Number:** L2316226

**Project Number:** 12814, PHASE 7 **Report Date:** 04/12/23

## SAMPLE RESULTS

Lab ID: L2316226-06
Client ID: SB-304 (3-3.5)
Sample Location: 128 NORTH MAIN ST. PORT CHESTER NY

Date Collected: 03/28/23 10:15
Date Received: 03/28/23
Field Prep: Not Specified

Sample Depth:
Matrix: Soil
Analytical Method: 1,8260D
Analytical Date: 03/31/23 01:30
Analyst: JIC
Percent Solids: 86%

| Parameter | Result | Qualifier | Units | RL | MDL | Dilution Factor |
|---|---|---|---|---|---|---|
| **Volatile Organics by EPA 5035 Low - Westborough Lab** | | | | | | |
| Methylene chloride | ND | | ug/kg | 5.3 | 2.4 | 1 |
| 1,1-Dichloroethane | ND | | ug/kg | 1.0 | 0.15 | 1 |
| Chloroform | ND | | ug/kg | 1.6 | 0.15 | 1 |
| Carbon tetrachloride | ND | | ug/kg | 1.0 | 0.24 | 1 |
| 1,2-Dichloropropane | ND | | ug/kg | 1.0 | 0.13 | 1 |
| Dibromochloromethane | ND | | ug/kg | 1.0 | 0.15 | 1 |
| 1,1,2-Trichloroethane | ND | | ug/kg | 1.0 | 0.28 | 1 |
| Tetrachloroethene | ND | | ug/kg | 0.53 | 0.21 | 1 |
| Chlorobenzene | ND | | ug/kg | 0.53 | 0.13 | 1 |
| Trichlorofluoromethane | ND | | ug/kg | 4.2 | 0.73 | 1 |
| 1,2-Dichloroethane | ND | | ug/kg | 1.0 | 0.27 | 1 |
| 1,1,1-Trichloroethane | ND | | ug/kg | 0.53 | 0.18 | 1 |
| Bromodichloromethane | ND | | ug/kg | 0.53 | 0.12 | 1 |
| trans-1,3-Dichloropropene | ND | | ug/kg | 1.0 | 0.29 | 1 |
| cis-1,3-Dichloropropene | ND | | ug/kg | 0.53 | 0.17 | 1 |
| 1,3-Dichloropropene, Total | ND | | ug/kg | 0.53 | 0.17 | 1 |
| 1,1-Dichloropropene | ND | | ug/kg | 0.53 | 0.17 | 1 |
| Bromoform | ND | | ug/kg | 4.2 | 0.26 | 1 |
| 1,1,2,2-Tetrachloroethane | ND | | ug/kg | 0.53 | 0.18 | 1 |
| Benzene | ND | | ug/kg | 0.53 | 0.18 | 1 |
| Toluene | ND | | ug/kg | 1.0 | 0.57 | 1 |
| Ethylbenzene | ND | | ug/kg | 1.0 | 0.15 | 1 |
| Chloromethane | ND | | ug/kg | 4.2 | 0.98 | 1 |
| Bromomethane | ND | | ug/kg | 2.1 | 0.61 | 1 |
| Vinyl chloride | ND | | ug/kg | 1.0 | 0.35 | 1 |
| Chloroethane | ND | | ug/kg | 2.1 | 0.48 | 1 |
| 1,1-Dichloroethene | ND | | ug/kg | 1.0 | 0.25 | 1 |
| trans-1,2-Dichloroethene | ND | | ug/kg | 1.6 | 0.14 | 1 |

**Project Name:** NORTH MAIN STREET SITE **Lab Number:** L2316226

**Project Number:** 12814, PHASE 7 **Report Date:** 04/12/23

**SAMPLE RESULTS**

Lab ID: L2316226-06 Date Collected: 03/28/23 10:15

Client ID: SB-304 (3-3.5) Date Received: 03/28/23

Sample Location: 128 NORTH MAIN ST. PORT CHESTER NY Field Prep: Not Specified

Sample Depth:

| Parameter | Result | Qualifier | Units | RL | MDL | Dilution Factor |
|---|---|---|---|---|---|---|
| Volatile Organics by EPA 5035 Low - Westborough Lab | | | | | | |
| Trichloroethene | ND | | ug/kg | 0.53 | 0.14 | 1 |
| 1,2-Dichlorobenzene | ND | | ug/kg | 2.1 | 0.15 | 1 |
| 1,3-Dichlorobenzene | ND | | ug/kg | 2.1 | 0.16 | 1 |
| 1,4-Dichlorobenzene | ND | | ug/kg | 2.1 | 0.18 | 1 |
| Methyl tert butyl ether | ND | | ug/kg | 2.1 | 0.21 | 1 |
| p/m-Xylene | ND | | ug/kg | 2.1 | 0.59 | 1 |
| o-Xylene | ND | | ug/kg | 1.0 | 0.31 | 1 |
| Xylenes, Total | ND | | ug/kg | 1.0 | 0.31 | 1 |
| cis-1,2-Dichloroethene | ND | | ug/kg | 1.0 | 0.18 | 1 |
| 1,2-Dichloroethene, Total | ND | | ug/kg | 1.0 | 0.14 | 1 |
| Dibromomethane | ND | | ug/kg | 2.1 | 0.25 | 1 |
| Styrene | ND | | ug/kg | 1.0 | 0.21 | 1 |
| Dichlorodifluoromethane | ND | | ug/kg | 10 | 0.97 | 1 |
| Acetone | ND | | ug/kg | 10 | 5.1 | 1 |
| Carbon disulfide | ND | | ug/kg | 10 | 4.8 | 1 |
| 2-Butanone | ND | | ug/kg | 10 | 2.3 | 1 |
| Vinyl acetate | ND | | ug/kg | 10 | 2.3 | 1 |
| 4-Methyl-2-pentanone | ND | | ug/kg | 10 | 1.4 | 1 |
| 1,2,3-Trichloropropane | ND | | ug/kg | 2.1 | 0.13 | 1 |
| 2-Hexanone | ND | | ug/kg | 10 | 1.2 | 1 |
| Bromochloromethane | ND | | ug/kg | 2.1 | 0.22 | 1 |
| 2,2-Dichloropropane | ND | | ug/kg | 2.1 | 0.21 | 1 |
| 1,2-Dibromoethane | ND | | ug/kg | 1.0 | 0.29 | 1 |
| 1,3-Dichloropropane | ND | | ug/kg | 2.1 | 0.18 | 1 |
| 1,1,1,2-Tetrachloroethane | ND | | ug/kg | 0.53 | 0.14 | 1 |
| Bromobenzene | ND | | ug/kg | 2.1 | 0.15 | 1 |
| n-Butylbenzene | ND | | ug/kg | 1.0 | 0.18 | 1 |
| sec-Butylbenzene | ND | | ug/kg | 1.0 | 0.15 | 1 |
| tert-Butylbenzene | ND | | ug/kg | 2.1 | 0.12 | 1 |
| o-Chlorotoluene | ND | | ug/kg | 2.1 | 0.20 | 1 |
| p-Chlorotoluene | ND | | ug/kg | 2.1 | 0.11 | 1 |
| 1,2-Dibromo-3-chloropropane | ND | | ug/kg | 3.2 | 1.0 | 1 |
| Hexachlorobutadiene | ND | | ug/kg | 4.2 | 0.18 | 1 |
| Isopropylbenzene | ND | | ug/kg | 1.0 | 0.12 | 1 |
| p-Isopropyltoluene | ND | | ug/kg | 1.0 | 0.12 | 1 |
| Naphthalene | ND | | ug/kg | 4.2 | 0.69 | 1 |
| Acrylonitrile | ND | | ug/kg | 4.2 | 1.2 | 1 |

**Project Name:** NORTH MAIN STREET SITE **Lab Number:** L2316226

**Project Number:** 12814, PHASE 7 **Report Date:** 04/12/23

## SAMPLE RESULTS

Lab ID: L2316226-06 Date Collected: 03/28/23 10:15

Client ID: SB-304 (3-3.5) Date Received: 03/28/23

Sample Location: 128 NORTH MAIN ST. PORT CHESTER NY Field Prep: Not Specified

Sample Depth:

| Parameter | Result | Qualifier | Units | RL | MDL | Dilution Factor |
|---|---|---|---|---|---|---|
| **Volatile Organics by EPA 5035 Low - Westborough Lab** | | | | | | |
| n-Propylbenzene | ND | | ug/kg | 1.0 | 0.18 | 1 |
| 1,2,3-Trichlorobenzene | ND | | ug/kg | 2.1 | 0.34 | 1 |
| 1,2,4-Trichlorobenzene | ND | | ug/kg | 2.1 | 0.29 | 1 |
| 1,3,5-Trimethylbenzene | ND | | ug/kg | 2.1 | 0.20 | 1 |
| 1,2,4-Trimethylbenzene | ND | | ug/kg | 2.1 | 0.35 | 1 |
| 1,4-Dioxane | ND | | ug/kg | 84 | 37. | 1 |
| p-Diethylbenzene | ND | | ug/kg | 2.1 | 0.19 | 1 |
| p-Ethyltoluene | ND | | ug/kg | 2.1 | 0.40 | 1 |
| 1,2,4,5-Tetramethylbenzene | ND | | ug/kg | 2.1 | 0.20 | 1 |
| Ethyl ether | ND | | ug/kg | 2.1 | 0.36 | 1 |
| trans-1,4-Dichloro-2-butene | ND | | ug/kg | 5.3 | 1.5 | 1 |

Tentatively Identified Compounds

| | | | |
|---|---|---|---|
| No Tentatively Identified Compounds | ND | ug/kg | 1 |

| Surrogate | % Recovery | Qualifier | Acceptance Criteria |
|---|---|---|---|
| 1,2-Dichloroethane-d4 | 120 | | 70-130 |
| Toluene-d8 | 100 | | 70-130 |
| 4-Bromofluorobenzene | 95 | | 70-130 |
| Dibromofluoromethane | 99 | | 70-130 |

**Project Name:** NORTH MAIN STREET SITE **Lab Number:** L2316226

**Project Number:** 12814, PHASE 7 **Report Date:** 04/12/23

## SAMPLE RESULTS

Lab ID: L2316226-07
Client ID: SB-305 (1.5-2)
Sample Location: 128 NORTH MAIN ST. PORT CHESTER NY

Date Collected: 03/28/23 12:05
Date Received: 03/28/23
Field Prep: Not Specified

Sample Depth:
Matrix: Soil
Analytical Method: 1,8260D
Analytical Date: 03/31/23 01:56
Analyst: JIC
Percent Solids: 83%

| Parameter | Result | Qualifier | Units | RL | MDL | Dilution Factor |
|---|---|---|---|---|---|---|
| **Volatile Organics by EPA 5035 Low - Westborough Lab** | | | | | | |
| Methylene chloride | ND | | ug/kg | 6.9 | 3.1 | 1 |
| 1,1-Dichloroethane | ND | | ug/kg | 1.4 | 0.20 | 1 |
| Chloroform | ND | | ug/kg | 2.0 | 0.19 | 1 |
| Carbon tetrachloride | ND | | ug/kg | 1.4 | 0.32 | 1 |
| 1,2-Dichloropropane | ND | | ug/kg | 1.4 | 0.17 | 1 |
| Dibromochloromethane | ND | | ug/kg | 1.4 | 0.19 | 1 |
| 1,1,2-Trichloroethane | ND | | ug/kg | 1.4 | 0.37 | 1 |
| Tetrachloroethene | ND | | ug/kg | 0.69 | 0.27 | 1 |
| Chlorobenzene | ND | | ug/kg | 0.69 | 0.17 | 1 |
| Trichlorofluoromethane | ND | | ug/kg | 5.5 | 0.95 | 1 |
| 1,2-Dichloroethane | ND | | ug/kg | 1.4 | 0.35 | 1 |
| 1,1,1-Trichloroethane | ND | | ug/kg | 0.69 | 0.23 | 1 |
| Bromodichloromethane | ND | | ug/kg | 0.69 | 0.15 | 1 |
| trans-1,3-Dichloropropene | ND | | ug/kg | 1.4 | 0.37 | 1 |
| cis-1,3-Dichloropropene | ND | | ug/kg | 0.69 | 0.22 | 1 |
| 1,3-Dichloropropene, Total | ND | | ug/kg | 0.69 | 0.22 | 1 |
| 1,1-Dichloropropene | ND | | ug/kg | 0.69 | 0.22 | 1 |
| Bromoform | ND | | ug/kg | 5.5 | 0.34 | 1 |
| 1,1,2,2-Tetrachloroethane | ND | | ug/kg | 0.69 | 0.23 | 1 |
| Benzene | ND | | ug/kg | 0.69 | 0.23 | 1 |
| Toluene | ND | | ug/kg | 1.4 | 0.74 | 1 |
| Ethylbenzene | ND | | ug/kg | 1.4 | 0.19 | 1 |
| Chloromethane | ND | | ug/kg | 5.5 | 1.3 | 1 |
| Bromomethane | ND | | ug/kg | 2.7 | 0.80 | 1 |
| Vinyl chloride | ND | | ug/kg | 1.4 | 0.46 | 1 |
| Chloroethane | ND | | ug/kg | 2.7 | 0.62 | 1 |
| 1,1-Dichloroethene | ND | | ug/kg | 1.4 | 0.33 | 1 |
| trans-1,2-Dichloroethene | ND | | ug/kg | 2.0 | 0.19 | 1 |

**Project Name:** NORTH MAIN STREET SITE **Lab Number:** L2316226

**Project Number:** 12814, PHASE 7 **Report Date:** 04/12/23

**SAMPLE RESULTS**

Lab ID: L2316226-07 Date Collected: 03/28/23 12:05

Client ID: SB-305 (1.5-2) Date Received: 03/28/23

Sample Location: 128 NORTH MAIN ST. PORT CHESTER NY Field Prep: Not Specified

Sample Depth:

| Parameter | Result | Qualifier | Units | RL | MDL | Dilution Factor |
|---|---|---|---|---|---|---|
| Volatile Organics by EPA 5035 Low - Westborough Lab | | | | | | |
| Trichloroethene | ND | | ug/kg | 0.69 | 0.19 | 1 |
| 1,2-Dichlorobenzene | ND | | ug/kg | 2.7 | 0.20 | 1 |
| 1,3-Dichlorobenzene | ND | | ug/kg | 2.7 | 0.20 | 1 |
| 1,4-Dichlorobenzene | ND | | ug/kg | 2.7 | 0.23 | 1 |
| Methyl tert butyl ether | ND | | ug/kg | 2.7 | 0.28 | 1 |
| p/m-Xylene | ND | | ug/kg | 2.7 | 0.77 | 1 |
| o-Xylene | ND | | ug/kg | 1.4 | 0.40 | 1 |
| Xylenes, Total | ND | | ug/kg | 1.4 | 0.40 | 1 |
| cis-1,2-Dichloroethene | ND | | ug/kg | 1.4 | 0.24 | 1 |
| 1,2-Dichloroethene, Total | ND | | ug/kg | 1.4 | 0.19 | 1 |
| Dibromomethane | ND | | ug/kg | 2.7 | 0.33 | 1 |
| Styrene | ND | | ug/kg | 1.4 | 0.27 | 1 |
| Dichlorodifluoromethane | ND | | ug/kg | 14 | 1.2 | 1 |
| Acetone | ND | | ug/kg | 14 | 6.6 | 1 |
| Carbon disulfide | ND | | ug/kg | 14 | 6.2 | 1 |
| 2-Butanone | ND | | ug/kg | 14 | 3.0 | 1 |
| Vinyl acetate | ND | | ug/kg | 14 | 2.9 | 1 |
| 4-Methyl-2-pentanone | ND | | ug/kg | 14 | 1.8 | 1 |
| 1,2,3-Trichloropropane | ND | | ug/kg | 2.7 | 0.17 | 1 |
| 2-Hexanone | ND | | ug/kg | 14 | 1.6 | 1 |
| Bromochloromethane | ND | | ug/kg | 2.7 | 0.28 | 1 |
| 2,2-Dichloropropane | ND | | ug/kg | 2.7 | 0.28 | 1 |
| 1,2-Dibromoethane | ND | | ug/kg | 1.4 | 0.38 | 1 |
| 1,3-Dichloropropane | ND | | ug/kg | 2.7 | 0.23 | 1 |
| 1,1,1,2-Tetrachloroethane | ND | | ug/kg | 0.69 | 0.18 | 1 |
| Bromobenzene | ND | | ug/kg | 2.7 | 0.20 | 1 |
| n-Butylbenzene | ND | | ug/kg | 1.4 | 0.23 | 1 |
| sec-Butylbenzene | ND | | ug/kg | 1.4 | 0.20 | 1 |
| tert-Butylbenzene | ND | | ug/kg | 2.7 | 0.16 | 1 |
| o-Chlorotoluene | ND | | ug/kg | 2.7 | 0.26 | 1 |
| p-Chlorotoluene | ND | | ug/kg | 2.7 | 0.15 | 1 |
| 1,2-Dibromo-3-chloropropane | ND | | ug/kg | 4.1 | 1.4 | 1 |
| Hexachlorobutadiene | ND | | ug/kg | 5.5 | 0.23 | 1 |
| Isopropylbenzene | ND | | ug/kg | 1.4 | 0.15 | 1 |
| p-Isopropyltoluene | ND | | ug/kg | 1.4 | 0.15 | 1 |
| Naphthalene | ND | | ug/kg | 5.5 | 0.89 | 1 |
| Acrylonitrile | ND | | ug/kg | 5.5 | 1.6 | 1 |

**Project Name:** NORTH MAIN STREET SITE **Lab Number:** L2316226

**Project Number:** 12814, PHASE 7 **Report Date:** 04/12/23

## SAMPLE RESULTS

Lab ID: L2316226-07 Date Collected: 03/28/23 12:05

Client ID: SB-305 (1.5-2) Date Received: 03/28/23

Sample Location: 128 NORTH MAIN ST. PORT CHESTER NY Field Prep: Not Specified

Sample Depth:

| Parameter | Result | Qualifier | Units | RL | MDL | Dilution Factor |
|---|---|---|---|---|---|---|
| **Volatile Organics by EPA 5035 Low - Westborough Lab** | | | | | | |
| n-Propylbenzene | ND | | ug/kg | 1.4 | 0.23 | 1 |
| 1,2,3-Trichlorobenzene | ND | | ug/kg | 2.7 | 0.44 | 1 |
| 1,2,4-Trichlorobenzene | ND | | ug/kg | 2.7 | 0.37 | 1 |
| 1,3,5-Trimethylbenzene | ND | | ug/kg | 2.7 | 0.26 | 1 |
| 1,2,4-Trimethylbenzene | ND | | ug/kg | 2.7 | 0.46 | 1 |
| 1,4-Dioxane | ND | | ug/kg | 110 | 48. | 1 |
| p-Diethylbenzene | ND | | ug/kg | 2.7 | 0.24 | 1 |
| p-Ethyltoluene | ND | | ug/kg | 2.7 | 0.53 | 1 |
| 1,2,4,5-Tetramethylbenzene | ND | | ug/kg | 2.7 | 0.26 | 1 |
| Ethyl ether | ND | | ug/kg | 2.7 | 0.47 | 1 |
| trans-1,4-Dichloro-2-butene | ND | | ug/kg | 6.9 | 1.9 | 1 |

Tentatively Identified Compounds

| | | | |
|---|---|---|---|
| No Tentatively Identified Compounds | ND | ug/kg | 1 |

| Surrogate | % Recovery | Qualifier | Acceptance Criteria |
|---|---|---|---|
| 1,2-Dichloroethane-d4 | 123 | | 70-130 |
| Toluene-d8 | 104 | | 70-130 |
| 4-Bromofluorobenzene | 102 | | 70-130 |
| Dibromofluoromethane | 102 | | 70-130 |

**Project Name:** NORTH MAIN STREET SITE **Lab Number:** L2316226

**Project Number:** 12814, PHASE 7 **Report Date:** 04/12/23

## SAMPLE RESULTS

Lab ID: L2316226-08
Client ID: SB-306 (2.5-3)
Sample Location: 128 NORTH MAIN ST. PORT CHESTER NY

Date Collected: 03/28/23 11:30
Date Received: 03/28/23
Field Prep: Not Specified

Sample Depth:
Matrix: Soil
Analytical Method: 1,8260D
Analytical Date: 03/31/23 02:22
Analyst: JIC
Percent Solids: 88%

| Parameter | Result | Qualifier | Units | RL | MDL | Dilution Factor |
|---|---|---|---|---|---|---|
| **Volatile Organics by EPA 5035 Low - Westborough Lab** | | | | | | |
| Methylene chloride | ND | | ug/kg | 5.5 | 2.5 | 1 |
| 1,1-Dichloroethane | ND | | ug/kg | 1.1 | 0.16 | 1 |
| Chloroform | ND | | ug/kg | 1.6 | 0.15 | 1 |
| Carbon tetrachloride | ND | | ug/kg | 1.1 | 0.25 | 1 |
| 1,2-Dichloropropane | ND | | ug/kg | 1.1 | 0.14 | 1 |
| Dibromochloromethane | ND | | ug/kg | 1.1 | 0.15 | 1 |
| 1,1,2-Trichloroethane | ND | | ug/kg | 1.1 | 0.29 | 1 |
| Tetrachloroethene | ND | | ug/kg | 0.55 | 0.22 | 1 |
| Chlorobenzene | ND | | ug/kg | 0.55 | 0.14 | 1 |
| Trichlorofluoromethane | ND | | ug/kg | 4.4 | 0.76 | 1 |
| 1,2-Dichloroethane | ND | | ug/kg | 1.1 | 0.28 | 1 |
| 1,1,1-Trichloroethane | ND | | ug/kg | 0.55 | 0.18 | 1 |
| Bromodichloromethane | ND | | ug/kg | 0.55 | 0.12 | 1 |
| trans-1,3-Dichloropropene | ND | | ug/kg | 1.1 | 0.30 | 1 |
| cis-1,3-Dichloropropene | ND | | ug/kg | 0.55 | 0.17 | 1 |
| 1,3-Dichloropropene, Total | ND | | ug/kg | 0.55 | 0.17 | 1 |
| 1,1-Dichloropropene | ND | | ug/kg | 0.55 | 0.17 | 1 |
| Bromoform | ND | | ug/kg | 4.4 | 0.27 | 1 |
| 1,1,2,2-Tetrachloroethane | ND | | ug/kg | 0.55 | 0.18 | 1 |
| Benzene | ND | | ug/kg | 0.55 | 0.18 | 1 |
| Toluene | ND | | ug/kg | 1.1 | 0.60 | 1 |
| Ethylbenzene | ND | | ug/kg | 1.1 | 0.15 | 1 |
| Chloromethane | ND | | ug/kg | 4.4 | 1.0 | 1 |
| Bromomethane | ND | | ug/kg | 2.2 | 0.64 | 1 |
| Vinyl chloride | ND | | ug/kg | 1.1 | 0.37 | 1 |
| Chloroethane | ND | | ug/kg | 2.2 | 0.50 | 1 |
| 1,1-Dichloroethene | ND | | ug/kg | 1.1 | 0.26 | 1 |
| trans-1,2-Dichloroethene | ND | | ug/kg | 1.6 | 0.15 | 1 |

**Project Name:** NORTH MAIN STREET SITE **Lab Number:** L2316226

**Project Number:** 12814, PHASE 7 **Report Date:** 04/12/23

## SAMPLE RESULTS

Lab ID: L2316226-08 Date Collected: 03/28/23 11:30

Client ID: SB-306 (2.5-3) Date Received: 03/28/23

Sample Location: 128 NORTH MAIN ST. PORT CHESTER NY Field Prep: Not Specified

Sample Depth:

| Parameter | Result | Qualifier | Units | RL | MDL | Dilution Factor |
|---|---|---|---|---|---|---|
| Volatile Organics by EPA 5035 Low - Westborough Lab | | | | | | |
| Trichloroethene | ND | | ug/kg | 0.55 | 0.15 | 1 |
| 1,2-Dichlorobenzene | ND | | ug/kg | 2.2 | 0.16 | 1 |
| 1,3-Dichlorobenzene | ND | | ug/kg | 2.2 | 0.16 | 1 |
| 1,4-Dichlorobenzene | ND | | ug/kg | 2.2 | 0.19 | 1 |
| Methyl tert butyl ether | ND | | ug/kg | 2.2 | 0.22 | 1 |
| p/m-Xylene | ND | | ug/kg | 2.2 | 0.62 | 1 |
| o-Xylene | ND | | ug/kg | 1.1 | 0.32 | 1 |
| Xylenes, Total | ND | | ug/kg | 1.1 | 0.32 | 1 |
| cis-1,2-Dichloroethene | ND | | ug/kg | 1.1 | 0.19 | 1 |
| 1,2-Dichloroethene, Total | ND | | ug/kg | 1.1 | 0.15 | 1 |
| Dibromomethane | ND | | ug/kg | 2.2 | 0.26 | 1 |
| Styrene | ND | | ug/kg | 1.1 | 0.22 | 1 |
| Dichlorodifluoromethane | ND | | ug/kg | 11 | 1.0 | 1 |
| Acetone | ND | | ug/kg | 11 | 5.3 | 1 |
| Carbon disulfide | ND | | ug/kg | 11 | 5.0 | 1 |
| 2-Butanone | ND | | ug/kg | 11 | 2.4 | 1 |
| Vinyl acetate | ND | | ug/kg | 11 | 2.4 | 1 |
| 4-Methyl-2-pentanone | ND | | ug/kg | 11 | 1.4 | 1 |
| 1,2,3-Trichloropropane | ND | | ug/kg | 2.2 | 0.14 | 1 |
| 2-Hexanone | ND | | ug/kg | 11 | 1.3 | 1 |
| Bromochloromethane | ND | | ug/kg | 2.2 | 0.22 | 1 |
| 2,2-Dichloropropane | ND | | ug/kg | 2.2 | 0.22 | 1 |
| 1,2-Dibromoethane | ND | | ug/kg | 1.1 | 0.31 | 1 |
| 1,3-Dichloropropane | ND | | ug/kg | 2.2 | 0.18 | 1 |
| 1,1,1,2-Tetrachloroethane | ND | | ug/kg | 0.55 | 0.14 | 1 |
| Bromobenzene | ND | | ug/kg | 2.2 | 0.16 | 1 |
| n-Butylbenzene | ND | | ug/kg | 1.1 | 0.18 | 1 |
| sec-Butylbenzene | ND | | ug/kg | 1.1 | 0.16 | 1 |
| tert-Butylbenzene | ND | | ug/kg | 2.2 | 0.13 | 1 |
| o-Chlorotoluene | ND | | ug/kg | 2.2 | 0.21 | 1 |
| p-Chlorotoluene | ND | | ug/kg | 2.2 | 0.12 | 1 |
| 1,2-Dibromo-3-chloropropane | ND | | ug/kg | 3.3 | 1.1 | 1 |
| Hexachlorobutadiene | ND | | ug/kg | 4.4 | 0.18 | 1 |
| Isopropylbenzene | ND | | ug/kg | 1.1 | 0.12 | 1 |
| p-Isopropyltoluene | ND | | ug/kg | 1.1 | 0.12 | 1 |
| Naphthalene | ND | | ug/kg | 4.4 | 0.71 | 1 |
| Acrylonitrile | ND | | ug/kg | 4.4 | 1.3 | 1 |

**Project Name:** NORTH MAIN STREET SITE **Lab Number:** L2316226

**Project Number:** 12814, PHASE 7 **Report Date:** 04/12/23

## SAMPLE RESULTS

Lab ID: L2316226-08 Date Collected: 03/28/23 11:30

Client ID: SB-306 (2.5-3) Date Received: 03/28/23

Sample Location: 128 NORTH MAIN ST. PORT CHESTER NY Field Prep: Not Specified

Sample Depth:

| Parameter | Result | Qualifier | Units | RL | MDL | Dilution Factor |
|---|---|---|---|---|---|---|
| **Volatile Organics by EPA 5035 Low - Westborough Lab** | | | | | | |
| n-Propylbenzene | ND | | ug/kg | 1.1 | 0.19 | 1 |
| 1,2,3-Trichlorobenzene | ND | | ug/kg | 2.2 | 0.35 | 1 |
| 1,2,4-Trichlorobenzene | ND | | ug/kg | 2.2 | 0.30 | 1 |
| 1,3,5-Trimethylbenzene | ND | | ug/kg | 2.2 | 0.21 | 1 |
| 1,2,4-Trimethylbenzene | ND | | ug/kg | 2.2 | 0.37 | 1 |
| 1,4-Dioxane | ND | | ug/kg | 88 | 38. | 1 |
| p-Diethylbenzene | ND | | ug/kg | 2.2 | 0.19 | 1 |
| p-Ethyltoluene | ND | | ug/kg | 2.2 | 0.42 | 1 |
| 1,2,4,5-Tetramethylbenzene | ND | | ug/kg | 2.2 | 0.21 | 1 |
| Ethyl ether | ND | | ug/kg | 2.2 | 0.37 | 1 |
| trans-1,4-Dichloro-2-butene | ND | | ug/kg | 5.5 | 1.6 | 1 |

Tentatively Identified Compounds

| | | | |
|---|---|---|---|
| No Tentatively Identified Compounds | ND | ug/kg | 1 |

| Surrogate | % Recovery | Qualifier | Acceptance Criteria |
|---|---|---|---|
| 1,2-Dichloroethane-d4 | 123 | | 70-130 |
| Toluene-d8 | 106 | | 70-130 |
| 4-Bromofluorobenzene | 100 | | 70-130 |
| Dibromofluoromethane | 101 | | 70-130 |

**Project Name:** NORTH MAIN STREET SITE **Lab Number:** L2316226

**Project Number:** 12814, PHASE 7 **Report Date:** 04/12/23

## SAMPLE RESULTS

Lab ID: L2316226-09
Client ID: SB-307 (1.5-2)
Sample Location: 128 NORTH MAIN ST. PORT CHESTER NY

Date Collected: 03/28/23 10:55
Date Received: 03/28/23
Field Prep: Not Specified

Sample Depth:
Matrix: Soil
Analytical Method: 1,8260D
Analytical Date: 03/31/23 02:48
Analyst: JIC
Percent Solids: 86%

| Parameter | Result | Qualifier | Units | RL | MDL | Dilution Factor |
|---|---|---|---|---|---|---|
| **Volatile Organics by EPA 5035 Low - Westborough Lab** | | | | | | |
| Methylene chloride | ND | | ug/kg | 5.7 | 2.6 | 1 |
| 1,1-Dichloroethane | ND | | ug/kg | 1.1 | 0.16 | 1 |
| Chloroform | ND | | ug/kg | 1.7 | 0.16 | 1 |
| Carbon tetrachloride | ND | | ug/kg | 1.1 | 0.26 | 1 |
| 1,2-Dichloropropane | ND | | ug/kg | 1.1 | 0.14 | 1 |
| Dibromochloromethane | ND | | ug/kg | 1.1 | 0.16 | 1 |
| 1,1,2-Trichloroethane | ND | | ug/kg | 1.1 | 0.30 | 1 |
| Tetrachloroethene | ND | | ug/kg | 0.57 | 0.22 | 1 |
| Chlorobenzene | ND | | ug/kg | 0.57 | 0.14 | 1 |
| Trichlorofluoromethane | ND | | ug/kg | 4.6 | 0.79 | 1 |
| 1,2-Dichloroethane | ND | | ug/kg | 1.1 | 0.29 | 1 |
| 1,1,1-Trichloroethane | ND | | ug/kg | 0.57 | 0.19 | 1 |
| Bromodichloromethane | ND | | ug/kg | 0.57 | 0.12 | 1 |
| trans-1,3-Dichloropropene | ND | | ug/kg | 1.1 | 0.31 | 1 |
| cis-1,3-Dichloropropene | ND | | ug/kg | 0.57 | 0.18 | 1 |
| 1,3-Dichloropropene, Total | ND | | ug/kg | 0.57 | 0.18 | 1 |
| 1,1-Dichloropropene | ND | | ug/kg | 0.57 | 0.18 | 1 |
| Bromoform | ND | | ug/kg | 4.6 | 0.28 | 1 |
| 1,1,2,2-Tetrachloroethane | ND | | ug/kg | 0.57 | 0.19 | 1 |
| Benzene | ND | | ug/kg | 0.57 | 0.19 | 1 |
| Toluene | ND | | ug/kg | 1.1 | 0.62 | 1 |
| Ethylbenzene | ND | | ug/kg | 1.1 | 0.16 | 1 |
| Chloromethane | ND | | ug/kg | 4.6 | 1.1 | 1 |
| Bromomethane | ND | | ug/kg | 2.3 | 0.66 | 1 |
| Vinyl chloride | ND | | ug/kg | 1.1 | 0.38 | 1 |
| Chloroethane | ND | | ug/kg | 2.3 | 0.52 | 1 |
| 1,1-Dichloroethene | ND | | ug/kg | 1.1 | 0.27 | 1 |
| trans-1,2-Dichloroethene | ND | | ug/kg | 1.7 | 0.16 | 1 |

**Project Name:** NORTH MAIN STREET SITE **Lab Number:** L2316226

**Project Number:** 12814, PHASE 7 **Report Date:** 04/12/23

**SAMPLE RESULTS**

Lab ID: L2316226-09 Date Collected: 03/28/23 10:55

Client ID: SB-307 (1.5-2) Date Received: 03/28/23

Sample Location: 128 NORTH MAIN ST. PORT CHESTER NY Field Prep: Not Specified

Sample Depth:

| Parameter | Result | Qualifier | Units | RL | MDL | Dilution Factor |
|---|---|---|---|---|---|---|
| Volatile Organics by EPA 5035 Low - Westborough Lab | | | | | | |
| Trichloroethene | ND | | ug/kg | 0.57 | 0.16 | 1 |
| 1,2-Dichlorobenzene | ND | | ug/kg | 2.3 | 0.16 | 1 |
| 1,3-Dichlorobenzene | ND | | ug/kg | 2.3 | 0.17 | 1 |
| 1,4-Dichlorobenzene | ND | | ug/kg | 2.3 | 0.20 | 1 |
| Methyl tert butyl ether | ND | | ug/kg | 2.3 | 0.23 | 1 |
| p/m-Xylene | ND | | ug/kg | 2.3 | 0.64 | 1 |
| o-Xylene | ND | | ug/kg | 1.1 | 0.33 | 1 |
| Xylenes, Total | ND | | ug/kg | 1.1 | 0.33 | 1 |
| cis-1,2-Dichloroethene | ND | | ug/kg | 1.1 | 0.20 | 1 |
| 1,2-Dichloroethene, Total | ND | | ug/kg | 1.1 | 0.16 | 1 |
| Dibromomethane | ND | | ug/kg | 2.3 | 0.27 | 1 |
| Styrene | ND | | ug/kg | 1.1 | 0.22 | 1 |
| Dichlorodifluoromethane | ND | | ug/kg | 11 | 1.0 | 1 |
| Acetone | ND | | ug/kg | 11 | 5.5 | 1 |
| Carbon disulfide | ND | | ug/kg | 11 | 5.2 | 1 |
| 2-Butanone | ND | | ug/kg | 11 | 2.5 | 1 |
| Vinyl acetate | ND | | ug/kg | 11 | 2.4 | 1 |
| 4-Methyl-2-pentanone | ND | | ug/kg | 11 | 1.5 | 1 |
| 1,2,3-Trichloropropane | ND | | ug/kg | 2.3 | 0.14 | 1 |
| 2-Hexanone | ND | | ug/kg | 11 | 1.3 | 1 |
| Bromochloromethane | ND | | ug/kg | 2.3 | 0.23 | 1 |
| 2,2-Dichloropropane | ND | | ug/kg | 2.3 | 0.23 | 1 |
| 1,2-Dibromoethane | ND | | ug/kg | 1.1 | 0.32 | 1 |
| 1,3-Dichloropropane | ND | | ug/kg | 2.3 | 0.19 | 1 |
| 1,1,1,2-Tetrachloroethane | ND | | ug/kg | 0.57 | 0.15 | 1 |
| Bromobenzene | ND | | ug/kg | 2.3 | 0.16 | 1 |
| n-Butylbenzene | ND | | ug/kg | 1.1 | 0.19 | 1 |
| sec-Butylbenzene | ND | | ug/kg | 1.1 | 0.17 | 1 |
| tert-Butylbenzene | ND | | ug/kg | 2.3 | 0.13 | 1 |
| o-Chlorotoluene | ND | | ug/kg | 2.3 | 0.22 | 1 |
| p-Chlorotoluene | ND | | ug/kg | 2.3 | 0.12 | 1 |
| 1,2-Dibromo-3-chloropropane | ND | | ug/kg | 3.4 | 1.1 | 1 |
| Hexachlorobutadiene | ND | | ug/kg | 4.6 | 0.19 | 1 |
| Isopropylbenzene | ND | | ug/kg | 1.1 | 0.12 | 1 |
| p-Isopropyltoluene | ND | | ug/kg | 1.1 | 0.12 | 1 |
| Naphthalene | ND | | ug/kg | 4.6 | 0.74 | 1 |
| Acrylonitrile | ND | | ug/kg | 4.6 | 1.3 | 1 |

**Project Name:** NORTH MAIN STREET SITE **Lab Number:** L2316226

**Project Number:** 12814, PHASE 7 **Report Date:** 04/12/23

## SAMPLE RESULTS

Lab ID: L2316226-09 Date Collected: 03/28/23 10:55

Client ID: SB-307 (1.5-2) Date Received: 03/28/23

Sample Location: 128 NORTH MAIN ST. PORT CHESTER NY Field Prep: Not Specified

Sample Depth:

| Parameter | Result | Qualifier | Units | RL | MDL | Dilution Factor |
|---|---|---|---|---|---|---|
| **Volatile Organics by EPA 5035 Low - Westborough Lab** | | | | | | |
| n-Propylbenzene | ND | | ug/kg | 1.1 | 0.20 | 1 |
| 1,2,3-Trichlorobenzene | ND | | ug/kg | 2.3 | 0.37 | 1 |
| 1,2,4-Trichlorobenzene | ND | | ug/kg | 2.3 | 0.31 | 1 |
| 1,3,5-Trimethylbenzene | ND | | ug/kg | 2.3 | 0.22 | 1 |
| 1,2,4-Trimethylbenzene | ND | | ug/kg | 2.3 | 0.38 | 1 |
| 1,4-Dioxane | ND | | ug/kg | 91 | 40. | 1 |
| p-Diethylbenzene | ND | | ug/kg | 2.3 | 0.20 | 1 |
| p-Ethyltoluene | ND | | ug/kg | 2.3 | 0.44 | 1 |
| 1,2,4,5-Tetramethylbenzene | ND | | ug/kg | 2.3 | 0.22 | 1 |
| Ethyl ether | ND | | ug/kg | 2.3 | 0.39 | 1 |
| trans-1,4-Dichloro-2-butene | ND | | ug/kg | 5.7 | 1.6 | 1 |

Tentatively Identified Compounds

| | | | |
|---|---|---|---|
| No Tentatively Identified Compounds | ND | ug/kg | 1 |

| Surrogate | % Recovery | Qualifier | Acceptance Criteria |
|---|---|---|---|
| 1,2-Dichloroethane-d4 | 120 | | 70-130 |
| Toluene-d8 | 105 | | 70-130 |
| 4-Bromofluorobenzene | 101 | | 70-130 |
| Dibromofluoromethane | 100 | | 70-130 |

**Project Name:** NORTH MAIN STREET SITE **Lab Number:** L2316226

**Project Number:** 12814, PHASE 7 **Report Date:** 04/12/23

## SAMPLE RESULTS

Lab ID: L2316226-10
Client ID: SB-307 (4.5-5)
Sample Location: 128 NORTH MAIN ST. PORT CHESTER NY

Date Collected: 03/28/23 11:00
Date Received: 03/28/23
Field Prep: Not Specified

Sample Depth:
Matrix: Soil
Analytical Method: 1,8260D
Analytical Date: 03/31/23 03:14
Analyst: JIC
Percent Solids: 83%

| Parameter | Result | Qualifier | Units | RL | MDL | Dilution Factor |
|---|---|---|---|---|---|---|
| **Volatile Organics by EPA 5035 Low - Westborough Lab** | | | | | | |
| Methylene chloride | ND | | ug/kg | 5.4 | 2.5 | 1 |
| 1,1-Dichloroethane | ND | | ug/kg | 1.1 | 0.16 | 1 |
| Chloroform | ND | | ug/kg | 1.6 | 0.15 | 1 |
| Carbon tetrachloride | ND | | ug/kg | 1.1 | 0.25 | 1 |
| 1,2-Dichloropropane | ND | | ug/kg | 1.1 | 0.13 | 1 |
| Dibromochloromethane | ND | | ug/kg | 1.1 | 0.15 | 1 |
| 1,1,2-Trichloroethane | ND | | ug/kg | 1.1 | 0.29 | 1 |
| Tetrachloroethene | ND | | ug/kg | 0.54 | 0.21 | 1 |
| Chlorobenzene | ND | | ug/kg | 0.54 | 0.14 | 1 |
| Trichlorofluoromethane | ND | | ug/kg | 4.3 | 0.75 | 1 |
| 1,2-Dichloroethane | ND | | ug/kg | 1.1 | 0.28 | 1 |
| 1,1,1-Trichloroethane | ND | | ug/kg | 0.54 | 0.18 | 1 |
| Bromodichloromethane | ND | | ug/kg | 0.54 | 0.12 | 1 |
| trans-1,3-Dichloropropene | ND | | ug/kg | 1.1 | 0.29 | 1 |
| cis-1,3-Dichloropropene | ND | | ug/kg | 0.54 | 0.17 | 1 |
| 1,3-Dichloropropene, Total | ND | | ug/kg | 0.54 | 0.17 | 1 |
| 1,1-Dichloropropene | ND | | ug/kg | 0.54 | 0.17 | 1 |
| Bromoform | ND | | ug/kg | 4.3 | 0.26 | 1 |
| 1,1,2,2-Tetrachloroethane | ND | | ug/kg | 0.54 | 0.18 | 1 |
| Benzene | ND | | ug/kg | 0.54 | 0.18 | 1 |
| Toluene | ND | | ug/kg | 1.1 | 0.58 | 1 |
| Ethylbenzene | ND | | ug/kg | 1.1 | 0.15 | 1 |
| Chloromethane | ND | | ug/kg | 4.3 | 1.0 | 1 |
| Bromomethane | ND | | ug/kg | 2.2 | 0.62 | 1 |
| Vinyl chloride | ND | | ug/kg | 1.1 | 0.36 | 1 |
| Chloroethane | ND | | ug/kg | 2.2 | 0.49 | 1 |
| 1,1-Dichloroethene | ND | | ug/kg | 1.1 | 0.26 | 1 |
| trans-1,2-Dichloroethene | ND | | ug/kg | 1.6 | 0.15 | 1 |

**Project Name:** NORTH MAIN STREET SITE **Lab Number:** L2316226

**Project Number:** 12814, PHASE 7 **Report Date:** 04/12/23

**SAMPLE RESULTS**

Lab ID: L2316226-10 Date Collected: 03/28/23 11:00

Client ID: SB-307 (4.5-5) Date Received: 03/28/23

Sample Location: 128 NORTH MAIN ST. PORT CHESTER NY Field Prep: Not Specified

Sample Depth:

| Parameter | Result | Qualifier | Units | RL | MDL | Dilution Factor |
|---|---|---|---|---|---|---|
| Volatile Organics by EPA 5035 Low - Westborough Lab | | | | | | |
| Trichloroethene | ND | | ug/kg | 0.54 | 0.15 | 1 |
| 1,2-Dichlorobenzene | ND | | ug/kg | 2.2 | 0.15 | 1 |
| 1,3-Dichlorobenzene | ND | | ug/kg | 2.2 | 0.16 | 1 |
| 1,4-Dichlorobenzene | ND | | ug/kg | 2.2 | 0.18 | 1 |
| Methyl tert butyl ether | ND | | ug/kg | 2.2 | 0.22 | 1 |
| p/m-Xylene | ND | | ug/kg | 2.2 | 0.60 | 1 |
| o-Xylene | ND | | ug/kg | 1.1 | 0.31 | 1 |
| Xylenes, Total | ND | | ug/kg | 1.1 | 0.31 | 1 |
| cis-1,2-Dichloroethene | ND | | ug/kg | 1.1 | 0.19 | 1 |
| 1,2-Dichloroethene, Total | ND | | ug/kg | 1.1 | 0.15 | 1 |
| Dibromomethane | ND | | ug/kg | 2.2 | 0.26 | 1 |
| Styrene | ND | | ug/kg | 1.1 | 0.21 | 1 |
| Dichlorodifluoromethane | ND | | ug/kg | 11 | 0.98 | 1 |
| Acetone | ND | | ug/kg | 11 | 5.2 | 1 |
| Carbon disulfide | ND | | ug/kg | 11 | 4.9 | 1 |
| 2-Butanone | ND | | ug/kg | 11 | 2.4 | 1 |
| Vinyl acetate | ND | | ug/kg | 11 | 2.3 | 1 |
| 4-Methyl-2-pentanone | ND | | ug/kg | 11 | 1.4 | 1 |
| 1,2,3-Trichloropropane | ND | | ug/kg | 2.2 | 0.14 | 1 |
| 2-Hexanone | ND | | ug/kg | 11 | 1.3 | 1 |
| Bromochloromethane | ND | | ug/kg | 2.2 | 0.22 | 1 |
| 2,2-Dichloropropane | ND | | ug/kg | 2.2 | 0.22 | 1 |
| 1,2-Dibromoethane | ND | | ug/kg | 1.1 | 0.30 | 1 |
| 1,3-Dichloropropane | ND | | ug/kg | 2.2 | 0.18 | 1 |
| 1,1,1,2-Tetrachloroethane | ND | | ug/kg | 0.54 | 0.14 | 1 |
| Bromobenzene | ND | | ug/kg | 2.2 | 0.16 | 1 |
| n-Butylbenzene | ND | | ug/kg | 1.1 | 0.18 | 1 |
| sec-Butylbenzene | ND | | ug/kg | 1.1 | 0.16 | 1 |
| tert-Butylbenzene | ND | | ug/kg | 2.2 | 0.13 | 1 |
| o-Chlorotoluene | ND | | ug/kg | 2.2 | 0.20 | 1 |
| p-Chlorotoluene | ND | | ug/kg | 2.2 | 0.12 | 1 |
| 1,2-Dibromo-3-chloropropane | ND | | ug/kg | 3.2 | 1.1 | 1 |
| Hexachlorobutadiene | ND | | ug/kg | 4.3 | 0.18 | 1 |
| Isopropylbenzene | ND | | ug/kg | 1.1 | 0.12 | 1 |
| p-Isopropyltoluene | ND | | ug/kg | 1.1 | 0.12 | 1 |
| Naphthalene | ND | | ug/kg | 4.3 | 0.70 | 1 |
| Acrylonitrile | ND | | ug/kg | 4.3 | 1.2 | 1 |

**Project Name:** NORTH MAIN STREET SITE **Lab Number:** L2316226

**Project Number:** 12814, PHASE 7 **Report Date:** 04/12/23

## SAMPLE RESULTS

Lab ID: L2316226-10 Date Collected: 03/28/23 11:00

Client ID: SB-307 (4.5-5) Date Received: 03/28/23

Sample Location: 128 NORTH MAIN ST. PORT CHESTER NY Field Prep: Not Specified

Sample Depth:

| Parameter | Result | Qualifier | Units | RL | MDL | Dilution Factor |
|---|---|---|---|---|---|---|
| **Volatile Organics by EPA 5035 Low - Westborough Lab** | | | | | | |
| n-Propylbenzene | ND | | ug/kg | 1.1 | 0.18 | 1 |
| 1,2,3-Trichlorobenzene | ND | | ug/kg | 2.2 | 0.35 | 1 |
| 1,2,4-Trichlorobenzene | ND | | ug/kg | 2.2 | 0.29 | 1 |
| 1,3,5-Trimethylbenzene | ND | | ug/kg | 2.2 | 0.21 | 1 |
| 1,2,4-Trimethylbenzene | ND | | ug/kg | 2.2 | 0.36 | 1 |
| 1,4-Dioxane | ND | | ug/kg | 86 | 38. | 1 |
| p-Diethylbenzene | ND | | ug/kg | 2.2 | 0.19 | 1 |
| p-Ethyltoluene | ND | | ug/kg | 2.2 | 0.41 | 1 |
| 1,2,4,5-Tetramethylbenzene | ND | | ug/kg | 2.2 | 0.20 | 1 |
| Ethyl ether | ND | | ug/kg | 2.2 | 0.37 | 1 |
| trans-1,4-Dichloro-2-butene | ND | | ug/kg | 5.4 | 1.5 | 1 |

Tentatively Identified Compounds

| | | | |
|---|---|---|---|
| No Tentatively Identified Compounds | ND | ug/kg | 1 |

| Surrogate | % Recovery | Qualifier | Acceptance Criteria |
|---|---|---|---|
| 1,2-Dichloroethane-d4 | 121 | | 70-130 |
| Toluene-d8 | 99 | | 70-130 |
| 4-Bromofluorobenzene | 97 | | 70-130 |
| Dibromofluoromethane | 100 | | 70-130 |

**Project Name:** NORTH MAIN STREET SITE **Lab Number:** L2316226

**Project Number:** 12814, PHASE 7 **Report Date:** 04/12/23

## SAMPLE RESULTS

Lab ID: L2316226-11
Client ID: TWP-301
Sample Location: 128 NORTH MAIN ST. PORT CHESTER NY

Date Collected: 03/28/23 14:15
Date Received: 03/28/23
Field Prep: Not Specified

Sample Depth:
Matrix: Water
Analytical Method: 1,8260D
Analytical Date: 03/30/23 15:13
Analyst: MJV

| Parameter | Result | Qualifier | Units | RL | MDL | Dilution Factor |
|---|---|---|---|---|---|---|
| **Volatile Organics by GC/MS - Westborough Lab** | | | | | | |
| Methylene chloride | ND | | ug/l | 2.5 | 0.70 | 1 |
| 1,1-Dichloroethane | ND | | ug/l | 2.5 | 0.70 | 1 |
| Chloroform | ND | | ug/l | 2.5 | 0.70 | 1 |
| Carbon tetrachloride | ND | | ug/l | 0.50 | 0.13 | 1 |
| 1,2-Dichloropropane | ND | | ug/l | 1.0 | 0.14 | 1 |
| Dibromochloromethane | ND | | ug/l | 0.50 | 0.15 | 1 |
| 1,1,2-Trichloroethane | ND | | ug/l | 1.5 | 0.50 | 1 |
| Tetrachloroethene | ND | | ug/l | 0.50 | 0.18 | 1 |
| Chlorobenzene | ND | | ug/l | 2.5 | 0.70 | 1 |
| Trichlorofluoromethane | ND | | ug/l | 2.5 | 0.70 | 1 |
| 1,2-Dichloroethane | ND | | ug/l | 0.50 | 0.13 | 1 |
| 1,1,1-Trichloroethane | ND | | ug/l | 2.5 | 0.70 | 1 |
| Bromodichloromethane | ND | | ug/l | 0.50 | 0.19 | 1 |
| trans-1,3-Dichloropropene | ND | | ug/l | 0.50 | 0.16 | 1 |
| cis-1,3-Dichloropropene | ND | | ug/l | 0.50 | 0.14 | 1 |
| 1,3-Dichloropropene, Total | ND | | ug/l | 0.50 | 0.14 | 1 |
| 1,1-Dichloropropene | ND | | ug/l | 2.5 | 0.70 | 1 |
| Bromoform | ND | | ug/l | 2.0 | 0.65 | 1 |
| 1,1,2,2-Tetrachloroethane | ND | | ug/l | 0.50 | 0.17 | 1 |
| Benzene | ND | | ug/l | 0.50 | 0.16 | 1 |
| Toluene | ND | | ug/l | 2.5 | 0.70 | 1 |
| Ethylbenzene | ND | | ug/l | 2.5 | 0.70 | 1 |
| Chloromethane | ND | | ug/l | 2.5 | 0.70 | 1 |
| Bromomethane | ND | | ug/l | 2.5 | 0.70 | 1 |
| Vinyl chloride | ND | | ug/l | 1.0 | 0.07 | 1 |
| Chloroethane | ND | | ug/l | 2.5 | 0.70 | 1 |
| 1,1-Dichloroethene | ND | | ug/l | 0.50 | 0.17 | 1 |
| trans-1,2-Dichloroethene | ND | | ug/l | 2.5 | 0.70 | 1 |

**Project Name:** NORTH MAIN STREET SITE **Lab Number:** L2316226

**Project Number:** 12814, PHASE 7 **Report Date:** 04/12/23

## SAMPLE RESULTS

Lab ID: L2316226-11 Date Collected: 03/28/23 14:15

Client ID: TWP-301 Date Received: 03/28/23

Sample Location: 128 NORTH MAIN ST. PORT CHESTER NY Field Prep: Not Specified

Sample Depth:

| Parameter | Result | Qualifier | Units | RL | MDL | Dilution Factor |
|---|---|---|---|---|---|---|
| **Volatile Organics by GC/MS - Westborough Lab** | | | | | | |
| Trichloroethene | ND | | ug/l | 0.50 | 0.18 | 1 |
| 1,2-Dichlorobenzene | ND | | ug/l | 2.5 | 0.70 | 1 |
| 1,3-Dichlorobenzene | ND | | ug/l | 2.5 | 0.70 | 1 |
| 1,4-Dichlorobenzene | ND | | ug/l | 2.5 | 0.70 | 1 |
| Methyl tert butyl ether | ND | | ug/l | 2.5 | 0.70 | 1 |
| p/m-Xylene | ND | | ug/l | 2.5 | 0.70 | 1 |
| o-Xylene | ND | | ug/l | 2.5 | 0.70 | 1 |
| Xylenes, Total | ND | | ug/l | 2.5 | 0.70 | 1 |
| cis-1,2-Dichloroethene | ND | | ug/l | 2.5 | 0.70 | 1 |
| 1,2-Dichloroethene, Total | ND | | ug/l | 2.5 | 0.70 | 1 |
| Dibromomethane | ND | | ug/l | 5.0 | 1.0 | 1 |
| 1,2,3-Trichloropropane | ND | | ug/l | 2.5 | 0.70 | 1 |
| Acrylonitrile | ND | | ug/l | 5.0 | 1.5 | 1 |
| Styrene | ND | | ug/l | 2.5 | 0.70 | 1 |
| Dichlorodifluoromethane | ND | | ug/l | 5.0 | 1.0 | 1 |
| Acetone | ND | | ug/l | 5.0 | 1.5 | 1 |
| Carbon disulfide | ND | | ug/l | 5.0 | 1.0 | 1 |
| 2-Butanone | ND | | ug/l | 5.0 | 1.9 | 1 |
| Vinyl acetate | ND | | ug/l | 5.0 | 1.0 | 1 |
| 4-Methyl-2-pentanone | ND | | ug/l | 5.0 | 1.0 | 1 |
| 2-Hexanone | ND | | ug/l | 5.0 | 1.0 | 1 |
| Bromochloromethane | ND | | ug/l | 2.5 | 0.70 | 1 |
| 2,2-Dichloropropane | ND | | ug/l | 2.5 | 0.70 | 1 |
| 1,2-Dibromoethane | ND | | ug/l | 2.0 | 0.65 | 1 |
| 1,3-Dichloropropane | ND | | ug/l | 2.5 | 0.70 | 1 |
| 1,1,1,2-Tetrachloroethane | ND | | ug/l | 2.5 | 0.70 | 1 |
| Bromobenzene | ND | | ug/l | 2.5 | 0.70 | 1 |
| n-Butylbenzene | ND | | ug/l | 2.5 | 0.70 | 1 |
| sec-Butylbenzene | ND | | ug/l | 2.5 | 0.70 | 1 |
| tert-Butylbenzene | ND | | ug/l | 2.5 | 0.70 | 1 |
| o-Chlorotoluene | ND | | ug/l | 2.5 | 0.70 | 1 |
| p-Chlorotoluene | ND | | ug/l | 2.5 | 0.70 | 1 |
| 1,2-Dibromo-3-chloropropane | ND | | ug/l | 2.5 | 0.70 | 1 |
| Hexachlorobutadiene | ND | | ug/l | 2.5 | 0.70 | 1 |
| Isopropylbenzene | ND | | ug/l | 2.5 | 0.70 | 1 |
| p-Isopropyltoluene | ND | | ug/l | 2.5 | 0.70 | 1 |
| Naphthalene | ND | | ug/l | 2.5 | 0.70 | 1 |

**Project Name:** NORTH MAIN STREET SITE **Lab Number:** L2316226

**Project Number:** 12814, PHASE 7 **Report Date:** 04/12/23

## SAMPLE RESULTS

Lab ID: L2316226-11 Date Collected: 03/28/23 14:15

Client ID: TWP-301 Date Received: 03/28/23

Sample Location: 128 NORTH MAIN ST. PORT CHESTER NY Field Prep: Not Specified

Sample Depth:

| Parameter | Result | Qualifier | Units | RL | MDL | Dilution Factor |
|---|---|---|---|---|---|---|
| **Volatile Organics by GC/MS - Westborough Lab** | | | | | | |
| n-Propylbenzene | ND | | ug/l | 2.5 | 0.70 | 1 |
| 1,2,3-Trichlorobenzene | ND | | ug/l | 2.5 | 0.70 | 1 |
| 1,2,4-Trichlorobenzene | ND | | ug/l | 2.5 | 0.70 | 1 |
| 1,3,5-Trimethylbenzene | ND | | ug/l | 2.5 | 0.70 | 1 |
| 1,2,4-Trimethylbenzene | ND | | ug/l | 2.5 | 0.70 | 1 |
| 1,4-Dioxane | ND | | ug/l | 250 | 61. | 1 |
| p-Diethylbenzene | ND | | ug/l | 2.0 | 0.70 | 1 |
| p-Ethyltoluene | ND | | ug/l | 2.0 | 0.70 | 1 |
| 1,2,4,5-Tetramethylbenzene | ND | | ug/l | 2.0 | 0.54 | 1 |
| Ethyl ether | ND | | ug/l | 2.5 | 0.70 | 1 |
| trans-1,4-Dichloro-2-butene | ND | | ug/l | 2.5 | 0.70 | 1 |

Tentatively Identified Compounds

| | | | |
|---|---|---|---|
| No Tentatively Identified Compounds | ND | ug/l | 1 |

| Surrogate | % Recovery | Qualifier | Acceptance Criteria |
|---|---|---|---|
| 1,2-Dichloroethane-d4 | 102 | | 70-130 |
| Toluene-d8 | 103 | | 70-130 |
| 4-Bromofluorobenzene | 101 | | 70-130 |
| Dibromofluoromethane | 98 | | 70-130 |

**Project Name:** NORTH MAIN STREET SITE **Lab Number:** L2316226

**Project Number:** 12814, PHASE 7 **Report Date:** 04/12/23

**SAMPLE RESULTS**

Lab ID: L2316226-12 Date Collected: 03/28/23 00:00
Client ID: TB-20230328 Date Received: 03/28/23
Sample Location: 128 NORTH MAIN ST. PORT CHESTER NY Field Prep: Not Specified

Sample Depth:
Matrix: Water
Analytical Method: 1,8260D
Analytical Date: 04/03/23 09:00
Analyst: KJD

| Parameter | Result | Qualifier | Units | RL | MDL | Dilution Factor |
|---|---|---|---|---|---|---|
| Volatile Organics by GC/MS - Westborough Lab | | | | | | |
| Methylene chloride | ND | | ug/l | 2.5 | 0.70 | 1 |
| 1,1-Dichloroethane | ND | | ug/l | 2.5 | 0.70 | 1 |
| Chloroform | ND | | ug/l | 2.5 | 0.70 | 1 |
| Carbon tetrachloride | ND | | ug/l | 0.50 | 0.13 | 1 |
| 1,2-Dichloropropane | ND | | ug/l | 1.0 | 0.14 | 1 |
| Dibromochloromethane | ND | | ug/l | 0.50 | 0.15 | 1 |
| 1,1,2-Trichloroethane | ND | | ug/l | 1.5 | 0.50 | 1 |
| Tetrachloroethene | ND | | ug/l | 0.50 | 0.18 | 1 |
| Chlorobenzene | ND | | ug/l | 2.5 | 0.70 | 1 |
| Trichlorofluoromethane | ND | | ug/l | 2.5 | 0.70 | 1 |
| 1,2-Dichloroethane | ND | | ug/l | 0.50 | 0.13 | 1 |
| 1,1,1-Trichloroethane | ND | | ug/l | 2.5 | 0.70 | 1 |
| Bromodichloromethane | ND | | ug/l | 0.50 | 0.19 | 1 |
| trans-1,3-Dichloropropene | ND | | ug/l | 0.50 | 0.16 | 1 |
| cis-1,3-Dichloropropene | ND | | ug/l | 0.50 | 0.14 | 1 |
| 1,3-Dichloropropene, Total | ND | | ug/l | 0.50 | 0.14 | 1 |
| 1,1-Dichloropropene | ND | | ug/l | 2.5 | 0.70 | 1 |
| Bromoform | ND | | ug/l | 2.0 | 0.65 | 1 |
| 1,1,2,2-Tetrachloroethane | ND | | ug/l | 0.50 | 0.17 | 1 |
| Benzene | ND | | ug/l | 0.50 | 0.16 | 1 |
| Toluene | ND | | ug/l | 2.5 | 0.70 | 1 |
| Ethylbenzene | ND | | ug/l | 2.5 | 0.70 | 1 |
| Chloromethane | ND | | ug/l | 2.5 | 0.70 | 1 |
| Bromomethane | ND | | ug/l | 2.5 | 0.70 | 1 |
| Vinyl chloride | ND | | ug/l | 1.0 | 0.07 | 1 |
| Chloroethane | ND | | ug/l | 2.5 | 0.70 | 1 |
| 1,1-Dichloroethene | ND | | ug/l | 0.50 | 0.17 | 1 |
| trans-1,2-Dichloroethene | ND | | ug/l | 2.5 | 0.70 | 1 |

**Project Name:** NORTH MAIN STREET SITE **Lab Number:** L2316226

**Project Number:** 12814, PHASE 7 **Report Date:** 04/12/23

## SAMPLE RESULTS

Lab ID: L2316226-12 Date Collected: 03/28/23 00:00

Client ID: TB-20230328 Date Received: 03/28/23

Sample Location: 128 NORTH MAIN ST. PORT CHESTER NY Field Prep: Not Specified

Sample Depth:

| Parameter | Result | Qualifier | Units | RL | MDL | Dilution Factor |
|---|---|---|---|---|---|---|
| **Volatile Organics by GC/MS - Westborough Lab** | | | | | | |
| Trichloroethene | ND | | ug/l | 0.50 | 0.18 | 1 |
| 1,2-Dichlorobenzene | ND | | ug/l | 2.5 | 0.70 | 1 |
| 1,3-Dichlorobenzene | ND | | ug/l | 2.5 | 0.70 | 1 |
| 1,4-Dichlorobenzene | ND | | ug/l | 2.5 | 0.70 | 1 |
| Methyl tert butyl ether | ND | | ug/l | 2.5 | 0.70 | 1 |
| p/m-Xylene | ND | | ug/l | 2.5 | 0.70 | 1 |
| o-Xylene | ND | | ug/l | 2.5 | 0.70 | 1 |
| Xylenes, Total | ND | | ug/l | 2.5 | 0.70 | 1 |
| cis-1,2-Dichloroethene | ND | | ug/l | 2.5 | 0.70 | 1 |
| 1,2-Dichloroethene, Total | ND | | ug/l | 2.5 | 0.70 | 1 |
| Dibromomethane | ND | | ug/l | 5.0 | 1.0 | 1 |
| 1,2,3-Trichloropropane | ND | | ug/l | 2.5 | 0.70 | 1 |
| Acrylonitrile | ND | | ug/l | 5.0 | 1.5 | 1 |
| Styrene | ND | | ug/l | 2.5 | 0.70 | 1 |
| Dichlorodifluoromethane | ND | | ug/l | 5.0 | 1.0 | 1 |
| Acetone | ND | | ug/l | 5.0 | 1.5 | 1 |
| Carbon disulfide | ND | | ug/l | 5.0 | 1.0 | 1 |
| 2-Butanone | ND | | ug/l | 5.0 | 1.9 | 1 |
| Vinyl acetate | ND | | ug/l | 5.0 | 1.0 | 1 |
| 4-Methyl-2-pentanone | ND | | ug/l | 5.0 | 1.0 | 1 |
| 2-Hexanone | ND | | ug/l | 5.0 | 1.0 | 1 |
| Bromochloromethane | ND | | ug/l | 2.5 | 0.70 | 1 |
| 2,2-Dichloropropane | ND | | ug/l | 2.5 | 0.70 | 1 |
| 1,2-Dibromoethane | ND | | ug/l | 2.0 | 0.65 | 1 |
| 1,3-Dichloropropane | ND | | ug/l | 2.5 | 0.70 | 1 |
| 1,1,1,2-Tetrachloroethane | ND | | ug/l | 2.5 | 0.70 | 1 |
| Bromobenzene | ND | | ug/l | 2.5 | 0.70 | 1 |
| n-Butylbenzene | ND | | ug/l | 2.5 | 0.70 | 1 |
| sec-Butylbenzene | ND | | ug/l | 2.5 | 0.70 | 1 |
| tert-Butylbenzene | ND | | ug/l | 2.5 | 0.70 | 1 |
| o-Chlorotoluene | ND | | ug/l | 2.5 | 0.70 | 1 |
| p-Chlorotoluene | ND | | ug/l | 2.5 | 0.70 | 1 |
| 1,2-Dibromo-3-chloropropane | ND | | ug/l | 2.5 | 0.70 | 1 |
| Hexachlorobutadiene | ND | | ug/l | 2.5 | 0.70 | 1 |
| Isopropylbenzene | ND | | ug/l | 2.5 | 0.70 | 1 |
| p-Isopropyltoluene | ND | | ug/l | 2.5 | 0.70 | 1 |
| Naphthalene | ND | | ug/l | 2.5 | 0.70 | 1 |

**Project Name:** NORTH MAIN STREET SITE **Lab Number:** L2316226

**Project Number:** 12814, PHASE 7 **Report Date:** 04/12/23

## SAMPLE RESULTS

Lab ID: L2316226-12 Date Collected: 03/28/23 00:00

Client ID: TB-20230328 Date Received: 03/28/23

Sample Location: 128 NORTH MAIN ST. PORT CHESTER NY Field Prep: Not Specified

Sample Depth:

| Parameter | Result | Qualifier | Units | RL | MDL | Dilution Factor |
|---|---|---|---|---|---|---|
| **Volatile Organics by GC/MS - Westborough Lab** | | | | | | |
| n-Propylbenzene | ND | | ug/l | 2.5 | 0.70 | 1 |
| 1,2,3-Trichlorobenzene | ND | | ug/l | 2.5 | 0.70 | 1 |
| 1,2,4-Trichlorobenzene | ND | | ug/l | 2.5 | 0.70 | 1 |
| 1,3,5-Trimethylbenzene | ND | | ug/l | 2.5 | 0.70 | 1 |
| 1,2,4-Trimethylbenzene | ND | | ug/l | 2.5 | 0.70 | 1 |
| 1,4-Dioxane | ND | | ug/l | 250 | 61. | 1 |
| p-Diethylbenzene | ND | | ug/l | 2.0 | 0.70 | 1 |
| p-Ethyltoluene | ND | | ug/l | 2.0 | 0.70 | 1 |
| 1,2,4,5-Tetramethylbenzene | ND | | ug/l | 2.0 | 0.54 | 1 |
| Ethyl ether | ND | | ug/l | 2.5 | 0.70 | 1 |
| trans-1,4-Dichloro-2-butene | ND | | ug/l | 2.5 | 0.70 | 1 |

Tentatively Identified Compounds

| | | | |
|---|---|---|---|
| No Tentatively Identified Compounds | ND | ug/l | 1 |

| Surrogate | % Recovery | Qualifier | Acceptance Criteria |
|---|---|---|---|
| 1,2-Dichloroethane-d4 | 101 | | 70-130 |
| Toluene-d8 | 98 | | 70-130 |
| 4-Bromofluorobenzene | 98 | | 70-130 |
| Dibromofluoromethane | 115 | | 70-130 |

**Project Name:** NORTH MAIN STREET SITE **Lab Number:** L2316226

**Project Number:** 12814, PHASE 7 **Report Date:** 04/12/23

# Method Blank Analysis
## Batch Quality Control

Analytical Method: 1,8260D
Analytical Date: 03/30/23 08:29
Analyst: MKS

| Parameter | Result | Qualifier | Units | RL | MDL |
|---|---|---|---|---|---|
| Volatile Organics by GC/MS - Westborough Lab for sample(s): 01,04-05 Batch: WG1760794-5 | | | | | |
| Methylene chloride | ND | | ug/kg | 5.0 | 2.3 |
| 1,1-Dichloroethane | ND | | ug/kg | 1.0 | 0.14 |
| Chloroform | ND | | ug/kg | 1.5 | 0.14 |
| Carbon tetrachloride | ND | | ug/kg | 1.0 | 0.23 |
| 1,2-Dichloropropane | ND | | ug/kg | 1.0 | 0.12 |
| Dibromochloromethane | ND | | ug/kg | 1.0 | 0.14 |
| 1,1,2-Trichloroethane | ND | | ug/kg | 1.0 | 0.27 |
| Tetrachloroethene | ND | | ug/kg | 0.50 | 0.20 |
| Chlorobenzene | ND | | ug/kg | 0.50 | 0.13 |
| Trichlorofluoromethane | ND | | ug/kg | 4.0 | 0.70 |
| 1,2-Dichloroethane | ND | | ug/kg | 1.0 | 0.26 |
| 1,1,1-Trichloroethane | ND | | ug/kg | 0.50 | 0.17 |
| Bromodichloromethane | ND | | ug/kg | 0.50 | 0.11 |
| trans-1,3-Dichloropropene | ND | | ug/kg | 1.0 | 0.27 |
| cis-1,3-Dichloropropene | ND | | ug/kg | 0.50 | 0.16 |
| 1,3-Dichloropropene, Total | ND | | ug/kg | 0.50 | 0.16 |
| 1,1-Dichloropropene | ND | | ug/kg | 0.50 | 0.16 |
| Bromoform | ND | | ug/kg | 4.0 | 0.25 |
| 1,1,2,2-Tetrachloroethane | ND | | ug/kg | 0.50 | 0.17 |
| Benzene | ND | | ug/kg | 0.50 | 0.17 |
| Toluene | ND | | ug/kg | 1.0 | 0.54 |
| Ethylbenzene | ND | | ug/kg | 1.0 | 0.14 |
| Chloromethane | ND | | ug/kg | 4.0 | 0.93 |
| Bromomethane | ND | | ug/kg | 2.0 | 0.58 |
| Vinyl chloride | ND | | ug/kg | 1.0 | 0.34 |
| Chloroethane | ND | | ug/kg | 2.0 | 0.45 |
| 1,1-Dichloroethene | ND | | ug/kg | 1.0 | 0.24 |
| trans-1,2-Dichloroethene | ND | | ug/kg | 1.5 | 0.14 |
| Trichloroethene | ND | | ug/kg | 0.50 | 0.14 |

**Project Name:** NORTH MAIN STREET SITE **Lab Number:** L2316226

**Project Number:** 12814, PHASE 7 **Report Date:** 04/12/23

# Method Blank Analysis
## Batch Quality Control

Analytical Method: 1,8260D
Analytical Date: 03/30/23 08:29
Analyst: MKS

| Parameter | Result | Qualifier | Units | RL | MDL |
|---|---|---|---|---|---|
| Volatile Organics by GC/MS - Westborough Lab for sample(s): 01,04-05 Batch: WG1760794-5 | | | | | |
| 1,2-Dichlorobenzene | ND | | ug/kg | 2.0 | 0.14 |
| 1,3-Dichlorobenzene | ND | | ug/kg | 2.0 | 0.15 |
| 1,4-Dichlorobenzene | ND | | ug/kg | 2.0 | 0.17 |
| Methyl tert butyl ether | ND | | ug/kg | 2.0 | 0.20 |
| p/m-Xylene | ND | | ug/kg | 2.0 | 0.56 |
| o-Xylene | ND | | ug/kg | 1.0 | 0.29 |
| Xylenes, Total | ND | | ug/kg | 1.0 | 0.29 |
| cis-1,2-Dichloroethene | ND | | ug/kg | 1.0 | 0.18 |
| 1,2-Dichloroethene, Total | ND | | ug/kg | 1.0 | 0.14 |
| Dibromomethane | ND | | ug/kg | 2.0 | 0.24 |
| Styrene | ND | | ug/kg | 1.0 | 0.20 |
| Dichlorodifluoromethane | ND | | ug/kg | 10 | 0.92 |
| Acetone | ND | | ug/kg | 10 | 4.8 |
| Carbon disulfide | ND | | ug/kg | 10 | 4.6 |
| 2-Butanone | ND | | ug/kg | 10 | 2.2 |
| Vinyl acetate | ND | | ug/kg | 10 | 2.2 |
| 4-Methyl-2-pentanone | ND | | ug/kg | 10 | 1.3 |
| 1,2,3-Trichloropropane | ND | | ug/kg | 2.0 | 0.13 |
| 2-Hexanone | ND | | ug/kg | 10 | 1.2 |
| Bromochloromethane | ND | | ug/kg | 2.0 | 0.20 |
| 2,2-Dichloropropane | ND | | ug/kg | 2.0 | 0.20 |
| 1,2-Dibromoethane | ND | | ug/kg | 1.0 | 0.28 |
| 1,3-Dichloropropane | ND | | ug/kg | 2.0 | 0.17 |
| 1,1,1,2-Tetrachloroethane | ND | | ug/kg | 0.50 | 0.13 |
| Bromobenzene | ND | | ug/kg | 2.0 | 0.14 |
| n-Butylbenzene | ND | | ug/kg | 1.0 | 0.17 |
| sec-Butylbenzene | ND | | ug/kg | 1.0 | 0.15 |
| tert-Butylbenzene | ND | | ug/kg | 2.0 | 0.12 |
| o-Chlorotoluene | ND | | ug/kg | 2.0 | 0.19 |

**Project Name:** NORTH MAIN STREET SITE **Lab Number:** L2316226

**Project Number:** 12814, PHASE 7 **Report Date:** 04/12/23

# Method Blank Analysis
## Batch Quality Control

Analytical Method: 1,8260D
Analytical Date: 03/30/23 08:29
Analyst: MKS

| Parameter | Result | Qualifier | Units | RL | MDL |
|---|---|---|---|---|---|
| Volatile Organics by GC/MS - Westborough Lab for sample(s): 01,04-05 Batch: WG1760794-5 | | | | | |
| p-Chlorotoluene | ND | | ug/kg | 2.0 | 0.11 |
| 1,2-Dibromo-3-chloropropane | ND | | ug/kg | 3.0 | 1.0 |
| Hexachlorobutadiene | ND | | ug/kg | 4.0 | 0.17 |
| Isopropylbenzene | ND | | ug/kg | 1.0 | 0.11 |
| p-Isopropyltoluene | ND | | ug/kg | 1.0 | 0.11 |
| Naphthalene | ND | | ug/kg | 4.0 | 0.65 |
| Acrylonitrile | ND | | ug/kg | 4.0 | 1.2 |
| n-Propylbenzene | ND | | ug/kg | 1.0 | 0.17 |
| 1,2,3-Trichlorobenzene | ND | | ug/kg | 2.0 | 0.32 |
| 1,2,4-Trichlorobenzene | ND | | ug/kg | 2.0 | 0.27 |
| 1,3,5-Trimethylbenzene | ND | | ug/kg | 2.0 | 0.19 |
| 1,2,4-Trimethylbenzene | ND | | ug/kg | 2.0 | 0.33 |
| 1,4-Dioxane | ND | | ug/kg | 80 | 35. |
| p-Diethylbenzene | ND | | ug/kg | 2.0 | 0.18 |
| p-Ethyltoluene | ND | | ug/kg | 2.0 | 0.38 |
| 1,2,4,5-Tetramethylbenzene | ND | | ug/kg | 2.0 | 0.19 |
| Ethyl ether | ND | | ug/kg | 2.0 | 0.34 |
| trans-1,4-Dichloro-2-butene | ND | | ug/kg | 5.0 | 1.4 |

Tentatively Identified Compounds

| | | | |
|---|---|---|---|
| Total TIC Compounds | 5.26 | J | ug/kg |
| Unknown | 5.26 | J | ug/kg |

**Project Name:** NORTH MAIN STREET SITE **Lab Number:** L2316226

**Project Number:** 12814, PHASE 7 **Report Date:** 04/12/23

# Method Blank Analysis
## Batch Quality Control

Analytical Method: 1,8260D
Analytical Date: 03/30/23 08:29
Analyst: MKS

| Parameter | Result | Qualifier | Units | RL | MDL |
|---|---|---|---|---|---|
| Volatile Organics by GC/MS - Westborough Lab for sample(s): 01,04-05 Batch: WG1760794-5 | | | | | |

| Surrogate | %Recovery | Qualifier | Acceptance Criteria |
|---|---|---|---|
| 1,2-Dichloroethane-d4 | 106 | | 70-130 |
| Toluene-d8 | 96 | | 70-130 |
| 4-Bromofluorobenzene | 99 | | 70-130 |
| Dibromofluoromethane | 101 | | 70-130 |

**Project Name:** NORTH MAIN STREET SITE **Lab Number:** L2316226

**Project Number:** 12814, PHASE 7 **Report Date:** 04/12/23

# Method Blank Analysis
## Batch Quality Control

Analytical Method: 1,8260D
Analytical Date: 03/30/23 18:38
Analyst: AJK

| Parameter | Result | Qualifier | Units | RL | MDL |
|---|---|---|---|---|---|
| Volatile Organics by EPA 5035 Low - Westborough Lab for sample(s): 06-10 Batch: WG1761203-5 | | | | | |
| Methylene chloride | ND | | ug/kg | 5.0 | 2.3 |
| 1,1-Dichloroethane | ND | | ug/kg | 1.0 | 0.14 |
| Chloroform | ND | | ug/kg | 1.5 | 0.14 |
| Carbon tetrachloride | ND | | ug/kg | 1.0 | 0.23 |
| 1,2-Dichloropropane | ND | | ug/kg | 1.0 | 0.12 |
| Dibromochloromethane | ND | | ug/kg | 1.0 | 0.14 |
| 1,1,2-Trichloroethane | ND | | ug/kg | 1.0 | 0.27 |
| Tetrachloroethene | ND | | ug/kg | 0.50 | 0.20 |
| Chlorobenzene | ND | | ug/kg | 0.50 | 0.13 |
| Trichlorofluoromethane | ND | | ug/kg | 4.0 | 0.70 |
| 1,2-Dichloroethane | ND | | ug/kg | 1.0 | 0.26 |
| 1,1,1-Trichloroethane | ND | | ug/kg | 0.50 | 0.17 |
| Bromodichloromethane | ND | | ug/kg | 0.50 | 0.11 |
| trans-1,3-Dichloropropene | ND | | ug/kg | 1.0 | 0.27 |
| cis-1,3-Dichloropropene | ND | | ug/kg | 0.50 | 0.16 |
| 1,3-Dichloropropene, Total | ND | | ug/kg | 0.50 | 0.16 |
| 1,1-Dichloropropene | ND | | ug/kg | 0.50 | 0.16 |
| Bromoform | ND | | ug/kg | 4.0 | 0.25 |
| 1,1,2,2-Tetrachloroethane | ND | | ug/kg | 0.50 | 0.17 |
| Benzene | ND | | ug/kg | 0.50 | 0.17 |
| Toluene | ND | | ug/kg | 1.0 | 0.54 |
| Ethylbenzene | ND | | ug/kg | 1.0 | 0.14 |
| Chloromethane | ND | | ug/kg | 4.0 | 0.93 |
| Bromomethane | ND | | ug/kg | 2.0 | 0.58 |
| Vinyl chloride | ND | | ug/kg | 1.0 | 0.34 |
| Chloroethane | ND | | ug/kg | 2.0 | 0.45 |
| 1,1-Dichloroethene | ND | | ug/kg | 1.0 | 0.24 |
| trans-1,2-Dichloroethene | ND | | ug/kg | 1.5 | 0.14 |
| Trichloroethene | ND | | ug/kg | 0.50 | 0.14 |

**Project Name:** NORTH MAIN STREET SITE **Lab Number:** L2316226

**Project Number:** 12814, PHASE 7 **Report Date:** 04/12/23

# Method Blank Analysis
## Batch Quality Control

Analytical Method: 1,8260D
Analytical Date: 03/30/23 18:38
Analyst: AJK

| Parameter | Result | Qualifier | Units | RL | MDL |
|---|---|---|---|---|---|
| Volatile Organics by EPA 5035 Low - Westborough Lab for sample(s): 06-10 Batch: WG1761203-5 | | | | | |
| 1,2-Dichlorobenzene | ND | | ug/kg | 2.0 | 0.14 |
| 1,3-Dichlorobenzene | ND | | ug/kg | 2.0 | 0.15 |
| 1,4-Dichlorobenzene | ND | | ug/kg | 2.0 | 0.17 |
| Methyl tert butyl ether | ND | | ug/kg | 2.0 | 0.20 |
| p/m-Xylene | ND | | ug/kg | 2.0 | 0.56 |
| o-Xylene | ND | | ug/kg | 1.0 | 0.29 |
| Xylenes, Total | ND | | ug/kg | 1.0 | 0.29 |
| cis-1,2-Dichloroethene | ND | | ug/kg | 1.0 | 0.18 |
| 1,2-Dichloroethene, Total | ND | | ug/kg | 1.0 | 0.14 |
| Dibromomethane | ND | | ug/kg | 2.0 | 0.24 |
| Styrene | ND | | ug/kg | 1.0 | 0.20 |
| Dichlorodifluoromethane | ND | | ug/kg | 10 | 0.92 |
| Acetone | ND | | ug/kg | 10 | 4.8 |
| Carbon disulfide | ND | | ug/kg | 10 | 4.6 |
| 2-Butanone | ND | | ug/kg | 10 | 2.2 |
| Vinyl acetate | ND | | ug/kg | 10 | 2.2 |
| 4-Methyl-2-pentanone | ND | | ug/kg | 10 | 1.3 |
| 1,2,3-Trichloropropane | ND | | ug/kg | 2.0 | 0.13 |
| 2-Hexanone | ND | | ug/kg | 10 | 1.2 |
| Bromochloromethane | ND | | ug/kg | 2.0 | 0.20 |
| 2,2-Dichloropropane | ND | | ug/kg | 2.0 | 0.20 |
| 1,2-Dibromoethane | ND | | ug/kg | 1.0 | 0.28 |
| 1,3-Dichloropropane | ND | | ug/kg | 2.0 | 0.17 |
| 1,1,1,2-Tetrachloroethane | ND | | ug/kg | 0.50 | 0.13 |
| Bromobenzene | ND | | ug/kg | 2.0 | 0.14 |
| n-Butylbenzene | ND | | ug/kg | 1.0 | 0.17 |
| sec-Butylbenzene | ND | | ug/kg | 1.0 | 0.15 |
| tert-Butylbenzene | ND | | ug/kg | 2.0 | 0.12 |
| o-Chlorotoluene | ND | | ug/kg | 2.0 | 0.19 |

**Project Name:** NORTH MAIN STREET SITE **Lab Number:** L2316226

**Project Number:** 12814, PHASE 7 **Report Date:** 04/12/23

# Method Blank Analysis
## Batch Quality Control

Analytical Method: 1,8260D
Analytical Date: 03/30/23 18:38
Analyst: AJK

| Parameter | Result | Qualifier | Units | RL | MDL |
|---|---|---|---|---|---|
| Volatile Organics by EPA 5035 Low - Westborough Lab for sample(s): 06-10 Batch: WG1761203-5 | | | | | |
| p-Chlorotoluene | ND | | ug/kg | 2.0 | 0.11 |
| 1,2-Dibromo-3-chloropropane | ND | | ug/kg | 3.0 | 1.0 |
| Hexachlorobutadiene | ND | | ug/kg | 4.0 | 0.17 |
| Isopropylbenzene | ND | | ug/kg | 1.0 | 0.11 |
| p-Isopropyltoluene | ND | | ug/kg | 1.0 | 0.11 |
| Naphthalene | ND | | ug/kg | 4.0 | 0.65 |
| Acrylonitrile | ND | | ug/kg | 4.0 | 1.2 |
| n-Propylbenzene | ND | | ug/kg | 1.0 | 0.17 |
| 1,2,3-Trichlorobenzene | ND | | ug/kg | 2.0 | 0.32 |
| 1,2,4-Trichlorobenzene | ND | | ug/kg | 2.0 | 0.27 |
| 1,3,5-Trimethylbenzene | ND | | ug/kg | 2.0 | 0.19 |
| 1,2,4-Trimethylbenzene | ND | | ug/kg | 2.0 | 0.33 |
| 1,4-Dioxane | ND | | ug/kg | 80 | 35. |
| p-Diethylbenzene | ND | | ug/kg | 2.0 | 0.18 |
| p-Ethyltoluene | ND | | ug/kg | 2.0 | 0.38 |
| 1,2,4,5-Tetramethylbenzene | ND | | ug/kg | 2.0 | 0.19 |
| Ethyl ether | ND | | ug/kg | 2.0 | 0.34 |
| trans-1,4-Dichloro-2-butene | ND | | ug/kg | 5.0 | 1.4 |

Tentatively Identified Compounds

| | | |
|---|---|---|
| No Tentatively Identified Compounds | ND | ug/kg |

**Project Name:** NORTH MAIN STREET SITE **Lab Number:** L2316226

**Project Number:** 12814, PHASE 7 **Report Date:** 04/12/23

# Method Blank Analysis
## Batch Quality Control

Analytical Method: 1,8260D
Analytical Date: 03/30/23 18:38
Analyst: AJK

| Parameter | Result | Qualifier | Units | RL | MDL |
|---|---|---|---|---|---|
| Volatile Organics by EPA 5035 Low - Westborough Lab for sample(s): 06-10 Batch: WG1761203-5 | | | | | |

| Surrogate | %Recovery | Qualifier | Acceptance Criteria |
|---|---|---|---|
| 1,2-Dichloroethane-d4 | 113 | | 70-130 |
| Toluene-d8 | 100 | | 70-130 |
| 4-Bromofluorobenzene | 96 | | 70-130 |
| Dibromofluoromethane | 94 | | 70-130 |

**Project Name:** NORTH MAIN STREET SITE **Lab Number:** L2316226

**Project Number:** 12814, PHASE 7 **Report Date:** 04/12/23

# Method Blank Analysis
## Batch Quality Control

Analytical Method: 1,8260D
Analytical Date: 03/30/23 10:52
Analyst: PID

| Parameter | Result | Qualifier | Units | RL | MDL |
|---|---|---|---|---|---|
| Volatile Organics by GC/MS - Westborough Lab for sample(s): 11 Batch: WG1761259-5 | | | | | |
| Methylene chloride | ND | | ug/l | 2.5 | 0.70 |
| 1,1-Dichloroethane | ND | | ug/l | 2.5 | 0.70 |
| Chloroform | ND | | ug/l | 2.5 | 0.70 |
| Carbon tetrachloride | ND | | ug/l | 0.50 | 0.13 |
| 1,2-Dichloropropane | ND | | ug/l | 1.0 | 0.14 |
| Dibromochloromethane | ND | | ug/l | 0.50 | 0.15 |
| 1,1,2-Trichloroethane | ND | | ug/l | 1.5 | 0.50 |
| Tetrachloroethene | ND | | ug/l | 0.50 | 0.18 |
| Chlorobenzene | ND | | ug/l | 2.5 | 0.70 |
| Trichlorofluoromethane | ND | | ug/l | 2.5 | 0.70 |
| 1,2-Dichloroethane | ND | | ug/l | 0.50 | 0.13 |
| 1,1,1-Trichloroethane | ND | | ug/l | 2.5 | 0.70 |
| Bromodichloromethane | ND | | ug/l | 0.50 | 0.19 |
| trans-1,3-Dichloropropene | ND | | ug/l | 0.50 | 0.16 |
| cis-1,3-Dichloropropene | ND | | ug/l | 0.50 | 0.14 |
| 1,3-Dichloropropene, Total | ND | | ug/l | 0.50 | 0.14 |
| 1,1-Dichloropropene | ND | | ug/l | 2.5 | 0.70 |
| Bromoform | ND | | ug/l | 2.0 | 0.65 |
| 1,1,2,2-Tetrachloroethane | ND | | ug/l | 0.50 | 0.17 |
| Benzene | ND | | ug/l | 0.50 | 0.16 |
| Toluene | ND | | ug/l | 2.5 | 0.70 |
| Ethylbenzene | ND | | ug/l | 2.5 | 0.70 |
| Chloromethane | ND | | ug/l | 2.5 | 0.70 |
| Bromomethane | ND | | ug/l | 2.5 | 0.70 |
| Vinyl chloride | ND | | ug/l | 1.0 | 0.07 |
| Chloroethane | ND | | ug/l | 2.5 | 0.70 |
| 1,1-Dichloroethene | ND | | ug/l | 0.50 | 0.17 |
| trans-1,2-Dichloroethene | ND | | ug/l | 2.5 | 0.70 |
| Trichloroethene | ND | | ug/l | 0.50 | 0.18 |

**Project Name:** NORTH MAIN STREET SITE **Lab Number:** L2316226

**Project Number:** 12814, PHASE 7 **Report Date:** 04/12/23

# Method Blank Analysis
## Batch Quality Control

Analytical Method: 1,8260D
Analytical Date: 03/30/23 10:52
Analyst: PID

| Parameter | Result | Qualifier | Units | RL | MDL |
|---|---|---|---|---|---|
| Volatile Organics by GC/MS - Westborough Lab for sample(s): 11 Batch: WG1761259-5 | | | | | |
| 1,2-Dichlorobenzene | ND | | ug/l | 2.5 | 0.70 |
| 1,3-Dichlorobenzene | ND | | ug/l | 2.5 | 0.70 |
| 1,4-Dichlorobenzene | ND | | ug/l | 2.5 | 0.70 |
| Methyl tert butyl ether | ND | | ug/l | 2.5 | 0.70 |
| p/m-Xylene | ND | | ug/l | 2.5 | 0.70 |
| o-Xylene | ND | | ug/l | 2.5 | 0.70 |
| Xylenes, Total | ND | | ug/l | 2.5 | 0.70 |
| cis-1,2-Dichloroethene | ND | | ug/l | 2.5 | 0.70 |
| 1,2-Dichloroethene, Total | ND | | ug/l | 2.5 | 0.70 |
| Dibromomethane | ND | | ug/l | 5.0 | 1.0 |
| 1,2,3-Trichloropropane | ND | | ug/l | 2.5 | 0.70 |
| Acrylonitrile | ND | | ug/l | 5.0 | 1.5 |
| Styrene | ND | | ug/l | 2.5 | 0.70 |
| Dichlorodifluoromethane | ND | | ug/l | 5.0 | 1.0 |
| Acetone | ND | | ug/l | 5.0 | 1.5 |
| Carbon disulfide | ND | | ug/l | 5.0 | 1.0 |
| 2-Butanone | ND | | ug/l | 5.0 | 1.9 |
| Vinyl acetate | ND | | ug/l | 5.0 | 1.0 |
| 4-Methyl-2-pentanone | ND | | ug/l | 5.0 | 1.0 |
| 2-Hexanone | ND | | ug/l | 5.0 | 1.0 |
| Bromochloromethane | ND | | ug/l | 2.5 | 0.70 |
| 2,2-Dichloropropane | ND | | ug/l | 2.5 | 0.70 |
| 1,2-Dibromoethane | ND | | ug/l | 2.0 | 0.65 |
| 1,3-Dichloropropane | ND | | ug/l | 2.5 | 0.70 |
| 1,1,1,2-Tetrachloroethane | ND | | ug/l | 2.5 | 0.70 |
| Bromobenzene | ND | | ug/l | 2.5 | 0.70 |
| n-Butylbenzene | ND | | ug/l | 2.5 | 0.70 |
| sec-Butylbenzene | ND | | ug/l | 2.5 | 0.70 |
| tert-Butylbenzene | ND | | ug/l | 2.5 | 0.70 |

**Project Name:** NORTH MAIN STREET SITE **Lab Number:** L2316226

**Project Number:** 12814, PHASE 7 **Report Date:** 04/12/23

# Method Blank Analysis
## Batch Quality Control

Analytical Method: 1,8260D
Analytical Date: 03/30/23 10:52
Analyst: PID

| Parameter | Result | Qualifier | Units | RL | MDL |
|---|---|---|---|---|---|
| Volatile Organics by GC/MS - Westborough Lab for sample(s): 11 Batch: WG1761259-5 | | | | | |
| o-Chlorotoluene | ND | | ug/l | 2.5 | 0.70 |
| p-Chlorotoluene | ND | | ug/l | 2.5 | 0.70 |
| 1,2-Dibromo-3-chloropropane | ND | | ug/l | 2.5 | 0.70 |
| Hexachlorobutadiene | ND | | ug/l | 2.5 | 0.70 |
| Isopropylbenzene | ND | | ug/l | 2.5 | 0.70 |
| p-Isopropyltoluene | ND | | ug/l | 2.5 | 0.70 |
| Naphthalene | ND | | ug/l | 2.5 | 0.70 |
| n-Propylbenzene | ND | | ug/l | 2.5 | 0.70 |
| 1,2,3-Trichlorobenzene | ND | | ug/l | 2.5 | 0.70 |
| 1,2,4-Trichlorobenzene | ND | | ug/l | 2.5 | 0.70 |
| 1,3,5-Trimethylbenzene | ND | | ug/l | 2.5 | 0.70 |
| 1,2,4-Trimethylbenzene | ND | | ug/l | 2.5 | 0.70 |
| 1,4-Dioxane | ND | | ug/l | 250 | 61. |
| p-Diethylbenzene | ND | | ug/l | 2.0 | 0.70 |
| p-Ethyltoluene | ND | | ug/l | 2.0 | 0.70 |
| 1,2,4,5-Tetramethylbenzene | ND | | ug/l | 2.0 | 0.54 |
| Ethyl ether | ND | | ug/l | 2.5 | 0.70 |
| trans-1,4-Dichloro-2-butene | ND | | ug/l | 2.5 | 0.70 |

Tentatively Identified Compounds

| | | |
|---|---|---|
| No Tentatively Identified Compounds | ND | ug/l |

**Project Name:** NORTH MAIN STREET SITE **Lab Number:** L2316226

**Project Number:** 12814, PHASE 7 **Report Date:** 04/12/23

# Method Blank Analysis
## Batch Quality Control

Analytical Method: 1,8260D
Analytical Date: 03/30/23 10:52
Analyst: PID

| Parameter | Result | Qualifier | Units | RL | MDL |
|---|---|---|---|---|---|
| Volatile Organics by GC/MS - Westborough Lab for sample(s): 11 Batch: WG1761259-5 | | | | | |

| Surrogate | %Recovery | Qualifier | Acceptance Criteria |
|---|---|---|---|
| 1,2-Dichloroethane-d4 | 102 | | 70-130 |
| Toluene-d8 | 102 | | 70-130 |
| 4-Bromofluorobenzene | 100 | | 70-130 |
| Dibromofluoromethane | 99 | | 70-130 |

**Project Name:** NORTH MAIN STREET SITE **Lab Number:** L2316226

**Project Number:** 12814, PHASE 7 **Report Date:** 04/12/23

# Method Blank Analysis
## Batch Quality Control

Analytical Method: 1,8260D
Analytical Date: 03/31/23 09:00
Analyst: TMH

| Parameter | Result | Qualifier | Units | RL | MDL |
|---|---|---|---|---|---|
| Volatile Organics by EPA 5035 Low - Westborough Lab for sample(s): 02-03 Batch: WG1762102-5 | | | | | |
| Methylene chloride | ND | | ug/kg | 5.0 | 2.3 |
| 1,1-Dichloroethane | ND | | ug/kg | 1.0 | 0.14 |
| Chloroform | ND | | ug/kg | 1.5 | 0.14 |
| Carbon tetrachloride | ND | | ug/kg | 1.0 | 0.23 |
| 1,2-Dichloropropane | ND | | ug/kg | 1.0 | 0.12 |
| Dibromochloromethane | ND | | ug/kg | 1.0 | 0.14 |
| 1,1,2-Trichloroethane | ND | | ug/kg | 1.0 | 0.27 |
| Tetrachloroethene | ND | | ug/kg | 0.50 | 0.20 |
| Chlorobenzene | ND | | ug/kg | 0.50 | 0.13 |
| Trichlorofluoromethane | ND | | ug/kg | 4.0 | 0.70 |
| 1,2-Dichloroethane | ND | | ug/kg | 1.0 | 0.26 |
| 1,1,1-Trichloroethane | ND | | ug/kg | 0.50 | 0.17 |
| Bromodichloromethane | ND | | ug/kg | 0.50 | 0.11 |
| trans-1,3-Dichloropropene | ND | | ug/kg | 1.0 | 0.27 |
| cis-1,3-Dichloropropene | ND | | ug/kg | 0.50 | 0.16 |
| 1,3-Dichloropropene, Total | ND | | ug/kg | 0.50 | 0.16 |
| 1,1-Dichloropropene | ND | | ug/kg | 0.50 | 0.16 |
| Bromoform | ND | | ug/kg | 4.0 | 0.25 |
| 1,1,2,2-Tetrachloroethane | ND | | ug/kg | 0.50 | 0.17 |
| Benzene | ND | | ug/kg | 0.50 | 0.17 |
| Toluene | ND | | ug/kg | 1.0 | 0.54 |
| Ethylbenzene | ND | | ug/kg | 1.0 | 0.14 |
| Chloromethane | ND | | ug/kg | 4.0 | 0.93 |
| Bromomethane | 0.83 | J | ug/kg | 2.0 | 0.58 |
| Vinyl chloride | ND | | ug/kg | 1.0 | 0.34 |
| Chloroethane | ND | | ug/kg | 2.0 | 0.45 |
| 1,1-Dichloroethene | ND | | ug/kg | 1.0 | 0.24 |
| trans-1,2-Dichloroethene | ND | | ug/kg | 1.5 | 0.14 |
| Trichloroethene | ND | | ug/kg | 0.50 | 0.14 |

**Project Name:** NORTH MAIN STREET SITE **Lab Number:** L2316226

**Project Number:** 12814, PHASE 7 **Report Date:** 04/12/23

# Method Blank Analysis
## Batch Quality Control

Analytical Method: 1,8260D
Analytical Date: 03/31/23 09:00
Analyst: TMH

| Parameter | Result | Qualifier | Units | RL | MDL |
|---|---|---|---|---|---|
| Volatile Organics by EPA 5035 Low - Westborough Lab for sample(s): 02-03 Batch: WG1762102-5 | | | | | |
| 1,2-Dichlorobenzene | ND | | ug/kg | 2.0 | 0.14 |
| 1,3-Dichlorobenzene | ND | | ug/kg | 2.0 | 0.15 |
| 1,4-Dichlorobenzene | ND | | ug/kg | 2.0 | 0.17 |
| Methyl tert butyl ether | ND | | ug/kg | 2.0 | 0.20 |
| p/m-Xylene | ND | | ug/kg | 2.0 | 0.56 |
| o-Xylene | ND | | ug/kg | 1.0 | 0.29 |
| Xylenes, Total | ND | | ug/kg | 1.0 | 0.29 |
| cis-1,2-Dichloroethene | ND | | ug/kg | 1.0 | 0.18 |
| 1,2-Dichloroethene, Total | ND | | ug/kg | 1.0 | 0.14 |
| Dibromomethane | ND | | ug/kg | 2.0 | 0.24 |
| Styrene | ND | | ug/kg | 1.0 | 0.20 |
| Dichlorodifluoromethane | ND | | ug/kg | 10 | 0.92 |
| Acetone | ND | | ug/kg | 10 | 4.8 |
| Carbon disulfide | ND | | ug/kg | 10 | 4.6 |
| 2-Butanone | ND | | ug/kg | 10 | 2.2 |
| Vinyl acetate | ND | | ug/kg | 10 | 2.2 |
| 4-Methyl-2-pentanone | ND | | ug/kg | 10 | 1.3 |
| 1,2,3-Trichloropropane | ND | | ug/kg | 2.0 | 0.13 |
| 2-Hexanone | ND | | ug/kg | 10 | 1.2 |
| Bromochloromethane | ND | | ug/kg | 2.0 | 0.20 |
| 2,2-Dichloropropane | ND | | ug/kg | 2.0 | 0.20 |
| 1,2-Dibromoethane | ND | | ug/kg | 1.0 | 0.28 |
| 1,3-Dichloropropane | ND | | ug/kg | 2.0 | 0.17 |
| 1,1,1,2-Tetrachloroethane | ND | | ug/kg | 0.50 | 0.13 |
| Bromobenzene | ND | | ug/kg | 2.0 | 0.14 |
| n-Butylbenzene | ND | | ug/kg | 1.0 | 0.17 |
| sec-Butylbenzene | ND | | ug/kg | 1.0 | 0.15 |
| tert-Butylbenzene | ND | | ug/kg | 2.0 | 0.12 |
| o-Chlorotoluene | ND | | ug/kg | 2.0 | 0.19 |

**Project Name:** NORTH MAIN STREET SITE **Lab Number:** L2316226

**Project Number:** 12814, PHASE 7 **Report Date:** 04/12/23

# Method Blank Analysis
## Batch Quality Control

Analytical Method: 1,8260D
Analytical Date: 03/31/23 09:00
Analyst: TMH

| Parameter | Result | Qualifier | Units | RL | MDL |
|---|---|---|---|---|---|
| Volatile Organics by EPA 5035 Low - Westborough Lab for sample(s): 02-03 Batch: WG1762102-5 | | | | | |
| p-Chlorotoluene | ND | | ug/kg | 2.0 | 0.11 |
| 1,2-Dibromo-3-chloropropane | ND | | ug/kg | 3.0 | 1.0 |
| Hexachlorobutadiene | ND | | ug/kg | 4.0 | 0.17 |
| Isopropylbenzene | ND | | ug/kg | 1.0 | 0.11 |
| p-Isopropyltoluene | ND | | ug/kg | 1.0 | 0.11 |
| Naphthalene | ND | | ug/kg | 4.0 | 0.65 |
| Acrylonitrile | ND | | ug/kg | 4.0 | 1.2 |
| n-Propylbenzene | ND | | ug/kg | 1.0 | 0.17 |
| 1,2,3-Trichlorobenzene | ND | | ug/kg | 2.0 | 0.32 |
| 1,2,4-Trichlorobenzene | ND | | ug/kg | 2.0 | 0.27 |
| 1,3,5-Trimethylbenzene | ND | | ug/kg | 2.0 | 0.19 |
| 1,2,4-Trimethylbenzene | ND | | ug/kg | 2.0 | 0.33 |
| 1,4-Dioxane | ND | | ug/kg | 80 | 35. |
| p-Diethylbenzene | ND | | ug/kg | 2.0 | 0.18 |
| p-Ethyltoluene | ND | | ug/kg | 2.0 | 0.38 |
| 1,2,4,5-Tetramethylbenzene | ND | | ug/kg | 2.0 | 0.19 |
| Ethyl ether | ND | | ug/kg | 2.0 | 0.34 |
| trans-1,4-Dichloro-2-butene | ND | | ug/kg | 5.0 | 1.4 |

Tentatively Identified Compounds

| | | |
|---|---|---|
| No Tentatively Identified Compounds | ND | ug/kg |

**Project Name:** NORTH MAIN STREET SITE **Lab Number:** L2316226

**Project Number:** 12814, PHASE 7 **Report Date:** 04/12/23

# Method Blank Analysis
## Batch Quality Control

Analytical Method: 1,8260D
Analytical Date: 03/31/23 09:00
Analyst: TMH

| Parameter | Result | Qualifier | Units | RL | MDL |
|---|---|---|---|---|---|
| Volatile Organics by EPA 5035 Low - Westborough Lab for sample(s): 02-03 Batch: WG1762102-5 | | | | | |

| Surrogate | %Recovery | Qualifier | Acceptance Criteria |
|---|---|---|---|
| 1,2-Dichloroethane-d4 | 125 | | 70-130 |
| Toluene-d8 | 98 | | 70-130 |
| 4-Bromofluorobenzene | 87 | | 70-130 |
| Dibromofluoromethane | 122 | | 70-130 |

**Project Name:** NORTH MAIN STREET SITE **Lab Number:** L2316226

**Project Number:** 12814, PHASE 7 **Report Date:** 04/12/23

# Method Blank Analysis
## Batch Quality Control

Analytical Method: 1,8260D
Analytical Date: 04/03/23 08:35
Analyst: PID

| Parameter | Result | Qualifier | Units | RL | MDL |
|---|---|---|---|---|---|
| Volatile Organics by GC/MS - Westborough Lab for sample(s): 12 Batch: WG1762444-5 | | | | | |
| Methylene chloride | ND | | ug/l | 2.5 | 0.70 |
| 1,1-Dichloroethane | ND | | ug/l | 2.5 | 0.70 |
| Chloroform | ND | | ug/l | 2.5 | 0.70 |
| Carbon tetrachloride | ND | | ug/l | 0.50 | 0.13 |
| 1,2-Dichloropropane | ND | | ug/l | 1.0 | 0.14 |
| Dibromochloromethane | ND | | ug/l | 0.50 | 0.15 |
| 1,1,2-Trichloroethane | ND | | ug/l | 1.5 | 0.50 |
| Tetrachloroethene | ND | | ug/l | 0.50 | 0.18 |
| Chlorobenzene | ND | | ug/l | 2.5 | 0.70 |
| Trichlorofluoromethane | ND | | ug/l | 2.5 | 0.70 |
| 1,2-Dichloroethane | ND | | ug/l | 0.50 | 0.13 |
| 1,1,1-Trichloroethane | ND | | ug/l | 2.5 | 0.70 |
| Bromodichloromethane | ND | | ug/l | 0.50 | 0.19 |
| trans-1,3-Dichloropropene | ND | | ug/l | 0.50 | 0.16 |
| cis-1,3-Dichloropropene | ND | | ug/l | 0.50 | 0.14 |
| 1,3-Dichloropropene, Total | ND | | ug/l | 0.50 | 0.14 |
| 1,1-Dichloropropene | ND | | ug/l | 2.5 | 0.70 |
| Bromoform | ND | | ug/l | 2.0 | 0.65 |
| 1,1,2,2-Tetrachloroethane | ND | | ug/l | 0.50 | 0.17 |
| Benzene | ND | | ug/l | 0.50 | 0.16 |
| Toluene | ND | | ug/l | 2.5 | 0.70 |
| Ethylbenzene | ND | | ug/l | 2.5 | 0.70 |
| Chloromethane | ND | | ug/l | 2.5 | 0.70 |
| Bromomethane | ND | | ug/l | 2.5 | 0.70 |
| Vinyl chloride | ND | | ug/l | 1.0 | 0.07 |
| Chloroethane | ND | | ug/l | 2.5 | 0.70 |
| 1,1-Dichloroethene | ND | | ug/l | 0.50 | 0.17 |
| trans-1,2-Dichloroethene | ND | | ug/l | 2.5 | 0.70 |
| Trichloroethene | ND | | ug/l | 0.50 | 0.18 |

**Project Name:** NORTH MAIN STREET SITE **Lab Number:** L2316226

**Project Number:** 12814, PHASE 7 **Report Date:** 04/12/23

# Method Blank Analysis
## Batch Quality Control

Analytical Method: 1,8260D
Analytical Date: 04/03/23 08:35
Analyst: PID

| Parameter | Result | Qualifier | Units | RL | MDL |
|---|---|---|---|---|---|
| Volatile Organics by GC/MS - Westborough Lab for sample(s): 12 Batch: WG1762444-5 | | | | | |
| 1,2-Dichlorobenzene | ND | | ug/l | 2.5 | 0.70 |
| 1,3-Dichlorobenzene | ND | | ug/l | 2.5 | 0.70 |
| 1,4-Dichlorobenzene | ND | | ug/l | 2.5 | 0.70 |
| Methyl tert butyl ether | ND | | ug/l | 2.5 | 0.70 |
| p/m-Xylene | ND | | ug/l | 2.5 | 0.70 |
| o-Xylene | ND | | ug/l | 2.5 | 0.70 |
| Xylenes, Total | ND | | ug/l | 2.5 | 0.70 |
| cis-1,2-Dichloroethene | ND | | ug/l | 2.5 | 0.70 |
| 1,2-Dichloroethene, Total | ND | | ug/l | 2.5 | 0.70 |
| Dibromomethane | ND | | ug/l | 5.0 | 1.0 |
| 1,2,3-Trichloropropane | ND | | ug/l | 2.5 | 0.70 |
| Acrylonitrile | ND | | ug/l | 5.0 | 1.5 |
| Styrene | ND | | ug/l | 2.5 | 0.70 |
| Dichlorodifluoromethane | ND | | ug/l | 5.0 | 1.0 |
| Acetone | ND | | ug/l | 5.0 | 1.5 |
| Carbon disulfide | ND | | ug/l | 5.0 | 1.0 |
| 2-Butanone | ND | | ug/l | 5.0 | 1.9 |
| Vinyl acetate | ND | | ug/l | 5.0 | 1.0 |
| 4-Methyl-2-pentanone | ND | | ug/l | 5.0 | 1.0 |
| 2-Hexanone | ND | | ug/l | 5.0 | 1.0 |
| Bromochloromethane | ND | | ug/l | 2.5 | 0.70 |
| 2,2-Dichloropropane | ND | | ug/l | 2.5 | 0.70 |
| 1,2-Dibromoethane | ND | | ug/l | 2.0 | 0.65 |
| 1,3-Dichloropropane | ND | | ug/l | 2.5 | 0.70 |
| 1,1,1,2-Tetrachloroethane | ND | | ug/l | 2.5 | 0.70 |
| Bromobenzene | ND | | ug/l | 2.5 | 0.70 |
| n-Butylbenzene | ND | | ug/l | 2.5 | 0.70 |
| sec-Butylbenzene | ND | | ug/l | 2.5 | 0.70 |
| tert-Butylbenzene | ND | | ug/l | 2.5 | 0.70 |

**Project Name:** NORTH MAIN STREET SITE **Lab Number:** L2316226

**Project Number:** 12814, PHASE 7 **Report Date:** 04/12/23

# Method Blank Analysis
## Batch Quality Control

Analytical Method: 1,8260D
Analytical Date: 04/03/23 08:35
Analyst: PID

| Parameter | Result | Qualifier | Units | RL | MDL |
|---|---|---|---|---|---|
| Volatile Organics by GC/MS - Westborough Lab for sample(s): 12 Batch: WG1762444-5 | | | | | |
| o-Chlorotoluene | ND | | ug/l | 2.5 | 0.70 |
| p-Chlorotoluene | ND | | ug/l | 2.5 | 0.70 |
| 1,2-Dibromo-3-chloropropane | ND | | ug/l | 2.5 | 0.70 |
| Hexachlorobutadiene | ND | | ug/l | 2.5 | 0.70 |
| Isopropylbenzene | ND | | ug/l | 2.5 | 0.70 |
| p-Isopropyltoluene | ND | | ug/l | 2.5 | 0.70 |
| Naphthalene | ND | | ug/l | 2.5 | 0.70 |
| n-Propylbenzene | ND | | ug/l | 2.5 | 0.70 |
| 1,2,3-Trichlorobenzene | ND | | ug/l | 2.5 | 0.70 |
| 1,2,4-Trichlorobenzene | ND | | ug/l | 2.5 | 0.70 |
| 1,3,5-Trimethylbenzene | ND | | ug/l | 2.5 | 0.70 |
| 1,2,4-Trimethylbenzene | ND | | ug/l | 2.5 | 0.70 |
| 1,4-Dioxane | ND | | ug/l | 250 | 61. |
| p-Diethylbenzene | ND | | ug/l | 2.0 | 0.70 |
| p-Ethyltoluene | ND | | ug/l | 2.0 | 0.70 |
| 1,2,4,5-Tetramethylbenzene | ND | | ug/l | 2.0 | 0.54 |
| Ethyl ether | ND | | ug/l | 2.5 | 0.70 |
| trans-1,4-Dichloro-2-butene | ND | | ug/l | 2.5 | 0.70 |

Tentatively Identified Compounds

| | | |
|---|---|---|
| No Tentatively Identified Compounds | ND | ug/l |

**Project Name:** NORTH MAIN STREET SITE **Lab Number:** L2316226

**Project Number:** 12814, PHASE 7 **Report Date:** 04/12/23

# Method Blank Analysis
## Batch Quality Control

Analytical Method: 1,8260D
Analytical Date: 04/03/23 08:35
Analyst: PID

| Parameter | Result | Qualifier | Units | RL | MDL |
|---|---|---|---|---|---|
| Volatile Organics by GC/MS - Westborough Lab for sample(s): 12 Batch: WG1762444-5 | | | | | |

| Surrogate | %Recovery | Qualifier | Acceptance Criteria |
|---|---|---|---|
| 1,2-Dichloroethane-d4 | 101 | | 70-130 |
| Toluene-d8 | 98 | | 70-130 |
| 4-Bromofluorobenzene | 98 | | 70-130 |
| Dibromofluoromethane | 112 | | 70-130 |

# Lab Control Sample Analysis
## Batch Quality Control

**Project Name:** NORTH MAIN STREET SITE
**Project Number:** 12814, PHASE 7

**Lab Number:** L2316226
**Report Date:** 04/12/23

| Parameter | LCS %Recovery | Qual | LCSD %Recovery | Qual | %Recovery Limits | RPD | Qual | RPD Limits |
|---|---|---|---|---|---|---|---|---|
| Volatile Organics by GC/MS - Westborough Lab Associated sample(s): 01,04-05 Batch: WG1760794-3 WG1760794-4 | | | | | | | | |
| Methylene chloride | 90 | | 95 | | 70-130 | 5 | | 30 |
| 1,1-Dichloroethane | 100 | | 102 | | 70-130 | 2 | | 30 |
| Chloroform | 100 | | 105 | | 70-130 | 5 | | 30 |
| Carbon tetrachloride | 96 | | 98 | | 70-130 | 2 | | 30 |
| 1,2-Dichloropropane | 102 | | 108 | | 70-130 | 6 | | 30 |
| Dibromochloromethane | 102 | | 107 | | 70-130 | 5 | | 30 |
| 1,1,2-Trichloroethane | 99 | | 101 | | 70-130 | 2 | | 30 |
| Tetrachloroethene | 99 | | 101 | | 70-130 | 2 | | 30 |
| Chlorobenzene | 98 | | 102 | | 70-130 | 4 | | 30 |
| Trichlorofluoromethane | 96 | | 98 | | 70-139 | 2 | | 30 |
| 1,2-Dichloroethane | 102 | | 108 | | 70-130 | 6 | | 30 |
| 1,1,1-Trichloroethane | 103 | | 105 | | 70-130 | 2 | | 30 |
| Bromodichloromethane | 104 | | 109 | | 70-130 | 5 | | 30 |
| trans-1,3-Dichloropropene | 100 | | 104 | | 70-130 | 4 | | 30 |
| cis-1,3-Dichloropropene | 107 | | 112 | | 70-130 | 5 | | 30 |
| 1,1-Dichloropropene | 100 | | 102 | | 70-130 | 2 | | 30 |
| Bromoform | 99 | | 99 | | 70-130 | 0 | | 30 |
| 1,1,2,2-Tetrachloroethane | 95 | | 95 | | 70-130 | 0 | | 30 |
| Benzene | 101 | | 105 | | 70-130 | 4 | | 30 |
| Toluene | 92 | | 94 | | 70-130 | 2 | | 30 |
| Ethylbenzene | 94 | | 98 | | 70-130 | 4 | | 30 |
| Chloromethane | 96 | | 96 | | 52-130 | 0 | | 30 |
| Bromomethane | 94 | | 95 | | 57-147 | 1 | | 30 |

# Lab Control Sample Analysis
## Batch Quality Control

**Project Name:** NORTH MAIN STREET SITE
**Project Number:** 12814, PHASE 7

**Lab Number:** L2316226
**Report Date:** 04/12/23

| Parameter | LCS %Recovery | Qual | LCSD %Recovery | Qual | %Recovery Limits | RPD | Qual | RPD Limits |
|---|---|---|---|---|---|---|---|---|
| Volatile Organics by GC/MS - Westborough Lab Associated sample(s): 01,04-05 Batch: WG1760794-3 WG1760794-4 | | | | | | | | |
| Vinyl chloride | 96 | | 94 | | 67-130 | 2 | | 30 |
| Chloroethane | 97 | | 99 | | 50-151 | 2 | | 30 |
| 1,1-Dichloroethene | 93 | | 94 | | 65-135 | 1 | | 30 |
| trans-1,2-Dichloroethene | 101 | | 100 | | 70-130 | 1 | | 30 |
| Trichloroethene | 100 | | 103 | | 70-130 | 3 | | 30 |
| 1,2-Dichlorobenzene | 96 | | 99 | | 70-130 | 3 | | 30 |
| 1,3-Dichlorobenzene | 97 | | 98 | | 70-130 | 1 | | 30 |
| 1,4-Dichlorobenzene | 95 | | 98 | | 70-130 | 3 | | 30 |
| Methyl tert butyl ether | 108 | | 112 | | 66-130 | 4 | | 30 |
| p/m-Xylene | 98 | | 101 | | 70-130 | 3 | | 30 |
| o-Xylene | 100 | | 103 | | 70-130 | 3 | | 30 |
| cis-1,2-Dichloroethene | 99 | | 103 | | 70-130 | 4 | | 30 |
| Dibromomethane | 104 | | 110 | | 70-130 | 6 | | 30 |
| Styrene | 99 | | 104 | | 70-130 | 5 | | 30 |
| Dichlorodifluoromethane | 94 | | 95 | | 30-146 | 1 | | 30 |
| Acetone | 107 | | 101 | | 54-140 | 6 | | 30 |
| Carbon disulfide | 98 | | 98 | | 59-130 | 0 | | 30 |
| 2-Butanone | 92 | | 90 | | 70-130 | 2 | | 30 |
| Vinyl acetate | 101 | | 101 | | 70-130 | 0 | | 30 |
| 4-Methyl-2-pentanone | 93 | | 95 | | 70-130 | 2 | | 30 |
| 1,2,3-Trichloropropane | 93 | | 92 | | 68-130 | 1 | | 30 |
| 2-Hexanone | 87 | | 89 | | 70-130 | 2 | | 30 |
| Bromochloromethane | 108 | | 114 | | 70-130 | 5 | | 30 |

# Lab Control Sample Analysis
## Batch Quality Control

**Project Name:** NORTH MAIN STREET SITE
**Project Number:** 12814, PHASE 7
**Lab Number:** L2316226
**Report Date:** 04/12/23

| Parameter | LCS %Recovery | Qual | LCSD %Recovery | Qual | %Recovery Limits | RPD | Qual | RPD Limits |
|---|---|---|---|---|---|---|---|---|
| Volatile Organics by GC/MS - Westborough Lab Associated sample(s): 01,04-05 Batch: WG1760794-3 WG1760794-4 | | | | | | | | |
| 2,2-Dichloropropane | 97 | | 99 | | 70-130 | 2 | | 30 |
| 1,2-Dibromoethane | 99 | | 104 | | 70-130 | 5 | | 30 |
| 1,3-Dichloropropane | 99 | | 102 | | 69-130 | 3 | | 30 |
| 1,1,1,2-Tetrachloroethane | 103 | | 107 | | 70-130 | 4 | | 30 |
| Bromobenzene | 96 | | 98 | | 70-130 | 2 | | 30 |
| n-Butylbenzene | 94 | | 95 | | 70-130 | 1 | | 30 |
| sec-Butylbenzene | 93 | | 93 | | 70-130 | 0 | | 30 |
| tert-Butylbenzene | 93 | | 93 | | 70-130 | 0 | | 30 |
| o-Chlorotoluene | 93 | | 101 | | 70-130 | 8 | | 30 |
| p-Chlorotoluene | 94 | | 94 | | 70-130 | 0 | | 30 |
| 1,2-Dibromo-3-chloropropane | 91 | | 91 | | 68-130 | 0 | | 30 |
| Hexachlorobutadiene | 93 | | 98 | | 67-130 | 5 | | 30 |
| Isopropylbenzene | 93 | | 92 | | 70-130 | 1 | | 30 |
| p-Isopropyltoluene | 95 | | 96 | | 70-130 | 1 | | 30 |
| Naphthalene | 93 | | 97 | | 70-130 | 4 | | 30 |
| Acrylonitrile | 92 | | 88 | | 70-130 | 4 | | 30 |
| n-Propylbenzene | 94 | | 94 | | 70-130 | 0 | | 30 |
| 1,2,3-Trichlorobenzene | 98 | | 104 | | 70-130 | 6 | | 30 |
| 1,2,4-Trichlorobenzene | 99 | | 106 | | 70-130 | 7 | | 30 |
| 1,3,5-Trimethylbenzene | 95 | | 95 | | 70-130 | 0 | | 30 |
| 1,2,4-Trimethylbenzene | 95 | | 96 | | 70-130 | 1 | | 30 |
| 1,4-Dioxane | 88 | | 88 | | 65-136 | 0 | | 30 |
| p-Diethylbenzene | 94 | | 95 | | 70-130 | 1 | | 30 |

# Lab Control Sample Analysis
## Batch Quality Control

**Project Name:** NORTH MAIN STREET SITE
**Project Number:** 12814, PHASE 7

**Lab Number:** L2316226
**Report Date:** 04/12/23

| Parameter | LCS %Recovery | Qual | LCSD %Recovery | Qual | %Recovery Limits | RPD | Qual | RPD Limits |
|---|---|---|---|---|---|---|---|---|
| Volatile Organics by GC/MS - Westborough Lab Associated sample(s): 01,04-05 Batch: WG1760794-3 WG1760794-4 | | | | | | | | |
| p-Ethyltoluene | 94 | | 94 | | 70-130 | 0 | | 30 |
| 1,2,4,5-Tetramethylbenzene | 97 | | 102 | | 70-130 | 5 | | 30 |
| Ethyl ether | 107 | | 110 | | 67-130 | 3 | | 30 |
| trans-1,4-Dichloro-2-butene | 90 | | 90 | | 70-130 | 0 | | 30 |

| Surrogate | LCS %Recovery | Qual | LCSD %Recovery | Qual | Acceptance Criteria |
|---|---|---|---|---|---|
| 1,2-Dichloroethane-d4 | 100 | | 102 | | 70-130 |
| Toluene-d8 | 97 | | 95 | | 70-130 |
| 4-Bromofluorobenzene | 97 | | 96 | | 70-130 |
| Dibromofluoromethane | 104 | | 102 | | 70-130 |

# Lab Control Sample Analysis
## Batch Quality Control

**Project Name:** NORTH MAIN STREET SITE
**Project Number:** 12814, PHASE 7
**Lab Number:** L2316226
**Report Date:** 04/12/23

| Parameter | LCS %Recovery | Qual | LCSD %Recovery | Qual | %Recovery Limits | RPD | Qual | RPD Limits |
|---|---|---|---|---|---|---|---|---|
| Volatile Organics by EPA 5035 Low - Westborough Lab Associated sample(s): 06-10 Batch: WG1761203-3 WG1761203-4 | | | | | | | | |
| Methylene chloride | 85 | | 85 | | 70-130 | 0 | | 30 |
| 1,1-Dichloroethane | 106 | | 106 | | 70-130 | 0 | | 30 |
| Chloroform | 89 | | 90 | | 70-130 | 1 | | 30 |
| Carbon tetrachloride | 101 | | 101 | | 70-130 | 0 | | 30 |
| 1,2-Dichloropropane | 101 | | 103 | | 70-130 | 2 | | 30 |
| Dibromochloromethane | 92 | | 95 | | 70-130 | 3 | | 30 |
| 1,1,2-Trichloroethane | 81 | | 82 | | 70-130 | 1 | | 30 |
| Tetrachloroethene | 106 | | 108 | | 70-130 | 2 | | 30 |
| Chlorobenzene | 90 | | 92 | | 70-130 | 2 | | 30 |
| Trichlorofluoromethane | 106 | | 109 | | 70-139 | 3 | | 30 |
| 1,2-Dichloroethane | 105 | | 107 | | 70-130 | 2 | | 30 |
| 1,1,1-Trichloroethane | 98 | | 99 | | 70-130 | 1 | | 30 |
| Bromodichloromethane | 89 | | 90 | | 70-130 | 1 | | 30 |
| trans-1,3-Dichloropropene | 89 | | 91 | | 70-130 | 2 | | 30 |
| cis-1,3-Dichloropropene | 87 | | 88 | | 70-130 | 1 | | 30 |
| 1,1-Dichloropropene | 97 | | 98 | | 70-130 | 1 | | 30 |
| Bromoform | 92 | | 93 | | 70-130 | 1 | | 30 |
| 1,1,2,2-Tetrachloroethane | 80 | | 81 | | 70-130 | 1 | | 30 |
| Benzene | 88 | | 88 | | 70-130 | 0 | | 30 |
| Toluene | 88 | | 90 | | 70-130 | 2 | | 30 |
| Ethylbenzene | 91 | | 92 | | 70-130 | 1 | | 30 |
| Chloromethane | 106 | | 108 | | 52-130 | 2 | | 30 |
| Bromomethane | 90 | | 92 | | 57-147 | 2 | | 30 |

# Lab Control Sample Analysis
## Batch Quality Control

**Project Name:** NORTH MAIN STREET SITE
**Project Number:** 12814, PHASE 7
**Lab Number:** L2316226
**Report Date:** 04/12/23

| Parameter | LCS %Recovery | Qual | LCSD %Recovery | Qual | %Recovery Limits | RPD | Qual | RPD Limits |
|---|---|---|---|---|---|---|---|---|
| Volatile Organics by EPA 5035 Low - Westborough Lab Associated sample(s): 06-10 Batch: WG1761203-3 WG1761203-4 | | | | | | | | |
| Vinyl chloride | 96 | | 96 | | 67-130 | 0 | | 30 |
| Chloroethane | 97 | | 98 | | 50-151 | 1 | | 30 |
| 1,1-Dichloroethene | 95 | | 93 | | 65-135 | 2 | | 30 |
| trans-1,2-Dichloroethene | 90 | | 91 | | 70-130 | 1 | | 30 |
| Trichloroethene | 89 | | 91 | | 70-130 | 2 | | 30 |
| 1,2-Dichlorobenzene | 90 | | 91 | | 70-130 | 1 | | 30 |
| 1,3-Dichlorobenzene | 91 | | 91 | | 70-130 | 0 | | 30 |
| 1,4-Dichlorobenzene | 90 | | 92 | | 70-130 | 2 | | 30 |
| Methyl tert butyl ether | 94 | | 94 | | 66-130 | 0 | | 30 |
| p/m-Xylene | 91 | | 93 | | 70-130 | 2 | | 30 |
| o-Xylene | 93 | | 94 | | 70-130 | 1 | | 30 |
| cis-1,2-Dichloroethene | 88 | | 88 | | 70-130 | 0 | | 30 |
| Dibromomethane | 86 | | 88 | | 70-130 | 2 | | 30 |
| Styrene | 92 | | 93 | | 70-130 | 1 | | 30 |
| Dichlorodifluoromethane | 97 | | 96 | | 30-146 | 1 | | 30 |
| Acetone | **148** | Q | **153** | Q | 54-140 | 3 | | 30 |
| Carbon disulfide | **141** | Q | **141** | Q | 59-130 | 0 | | 30 |
| 2-Butanone | 129 | | 127 | | 70-130 | 2 | | 30 |
| Vinyl acetate | **132** | Q | 128 | | 70-130 | 3 | | 30 |
| 4-Methyl-2-pentanone | 103 | | 107 | | 70-130 | 4 | | 30 |
| 1,2,3-Trichloropropane | 83 | | 85 | | 68-130 | 2 | | 30 |
| 2-Hexanone | 121 | | 126 | | 70-130 | 4 | | 30 |
| Bromochloromethane | 93 | | 94 | | 70-130 | 1 | | 30 |

# Lab Control Sample Analysis
## Batch Quality Control

**Project Name:** NORTH MAIN STREET SITE
**Project Number:** 12814, PHASE 7
**Lab Number:** L2316226
**Report Date:** 04/12/23

| Parameter | LCS %Recovery | Qual | LCSD %Recovery | Qual | %Recovery Limits | RPD | Qual | RPD Limits |
|---|---|---|---|---|---|---|---|---|
| Volatile Organics by EPA 5035 Low - Westborough Lab Associated sample(s): 06-10 Batch: WG1761203-3 WG1761203-4 | | | | | | | | |
| 2,2-Dichloropropane | 96 | | 97 | | 70-130 | 1 | | 30 |
| 1,2-Dibromoethane | 87 | | 90 | | 70-130 | 3 | | 30 |
| 1,3-Dichloropropane | 87 | | 89 | | 69-130 | 2 | | 30 |
| 1,1,1,2-Tetrachloroethane | 91 | | 93 | | 70-130 | 2 | | 30 |
| Bromobenzene | 87 | | 89 | | 70-130 | 2 | | 30 |
| n-Butylbenzene | 92 | | 93 | | 70-130 | 1 | | 30 |
| sec-Butylbenzene | 90 | | 92 | | 70-130 | 2 | | 30 |
| tert-Butylbenzene | 90 | | 92 | | 70-130 | 2 | | 30 |
| o-Chlorotoluene | 88 | | 90 | | 70-130 | 2 | | 30 |
| p-Chlorotoluene | 88 | | 88 | | 70-130 | 0 | | 30 |
| 1,2-Dibromo-3-chloropropane | 86 | | 85 | | 68-130 | 1 | | 30 |
| Hexachlorobutadiene | 102 | | 105 | | 67-130 | 3 | | 30 |
| Isopropylbenzene | 88 | | 90 | | 70-130 | 2 | | 30 |
| p-Isopropyltoluene | 92 | | 94 | | 70-130 | 2 | | 30 |
| Naphthalene | 95 | | 98 | | 70-130 | 3 | | 30 |
| Acrylonitrile | 121 | | 123 | | 70-130 | 2 | | 30 |
| n-Propylbenzene | 90 | | 91 | | 70-130 | 1 | | 30 |
| 1,2,3-Trichlorobenzene | 96 | | 99 | | 70-130 | 3 | | 30 |
| 1,2,4-Trichlorobenzene | 99 | | 100 | | 70-130 | 1 | | 30 |
| 1,3,5-Trimethylbenzene | 89 | | 90 | | 70-130 | 1 | | 30 |
| 1,2,4-Trimethylbenzene | 88 | | 88 | | 70-130 | 0 | | 30 |
| 1,4-Dioxane | 106 | | 110 | | 65-136 | 4 | | 30 |
| p-Diethylbenzene | 92 | | 92 | | 70-130 | 0 | | 30 |

# Lab Control Sample Analysis
## Batch Quality Control

**Project Name:** NORTH MAIN STREET SITE
**Project Number:** 12814, PHASE 7
**Lab Number:** L2316226
**Report Date:** 04/12/23

| Parameter | LCS %Recovery | Qual | LCSD %Recovery | Qual | %Recovery Limits | RPD | Qual | RPD Limits |
|---|---|---|---|---|---|---|---|---|
| Volatile Organics by EPA 5035 Low - Westborough Lab Associated sample(s): 06-10 Batch: WG1761203-3 WG1761203-4 | | | | | | | | |
| p-Ethyltoluene | 89 | | 90 | | 70-130 | 1 | | 30 |
| 1,2,4,5-Tetramethylbenzene | 96 | | 99 | | 70-130 | 3 | | 30 |
| Ethyl ether | 94 | | 95 | | 67-130 | 1 | | 30 |
| trans-1,4-Dichloro-2-butene | 111 | | 106 | | 70-130 | 5 | | 30 |

| Surrogate | LCS %Recovery | Qual | LCSD %Recovery | Qual | Acceptance Criteria |
|---|---|---|---|---|---|
| 1,2-Dichloroethane-d4 | 114 | | 113 | | 70-130 |
| Toluene-d8 | 100 | | 101 | | 70-130 |
| 4-Bromofluorobenzene | 96 | | 95 | | 70-130 |
| Dibromofluoromethane | 97 | | 97 | | 70-130 |

# Lab Control Sample Analysis
## Batch Quality Control

**Project Name:** NORTH MAIN STREET SITE
**Project Number:** 12814, PHASE 7

**Lab Number:** L2316226
**Report Date:** 04/12/23

| Parameter | LCS %Recovery | Qual | LCSD %Recovery | Qual | %Recovery Limits | RPD | Qual | RPD Limits |
|---|---|---|---|---|---|---|---|---|
| Volatile Organics by GC/MS - Westborough Lab Associated sample(s): 11 Batch: WG1761259-3 WG1761259-4 | | | | | | | | |
| Methylene chloride | 88 | | 90 | | 70-130 | 2 | | 20 |
| 1,1-Dichloroethane | 93 | | 97 | | 70-130 | 4 | | 20 |
| Chloroform | 92 | | 95 | | 70-130 | 3 | | 20 |
| Carbon tetrachloride | 92 | | 96 | | 63-132 | 4 | | 20 |
| 1,2-Dichloropropane | 92 | | 94 | | 70-130 | 2 | | 20 |
| Dibromochloromethane | 86 | | 90 | | 63-130 | 5 | | 20 |
| 1,1,2-Trichloroethane | 89 | | 94 | | 70-130 | 5 | | 20 |
| Tetrachloroethene | 94 | | 98 | | 70-130 | 4 | | 20 |
| Chlorobenzene | 94 | | 98 | | 75-130 | 4 | | 20 |
| Trichlorofluoromethane | 100 | | 100 | | 62-150 | 0 | | 20 |
| 1,2-Dichloroethane | 92 | | 94 | | 70-130 | 2 | | 20 |
| 1,1,1-Trichloroethane | 91 | | 95 | | 67-130 | 4 | | 20 |
| Bromodichloromethane | 88 | | 90 | | 67-130 | 2 | | 20 |
| trans-1,3-Dichloropropene | 89 | | 92 | | 70-130 | 3 | | 20 |
| cis-1,3-Dichloropropene | 87 | | 90 | | 70-130 | 3 | | 20 |
| 1,1-Dichloropropene | 92 | | 96 | | 70-130 | 4 | | 20 |
| Bromoform | 81 | | 84 | | 54-136 | 4 | | 20 |
| 1,1,2,2-Tetrachloroethane | 92 | | 97 | | 67-130 | 5 | | 20 |
| Benzene | 93 | | 96 | | 70-130 | 3 | | 20 |
| Toluene | 93 | | 98 | | 70-130 | 5 | | 20 |
| Ethylbenzene | 94 | | 98 | | 70-130 | 4 | | 20 |
| Chloromethane | 74 | | 78 | | 64-130 | 5 | | 20 |
| Bromomethane | 61 | | 67 | | 39-139 | 9 | | 20 |

# Lab Control Sample Analysis
## Batch Quality Control

**Project Name:** NORTH MAIN STREET SITE
**Project Number:** 12814, PHASE 7

**Lab Number:** L2316226
**Report Date:** 04/12/23

| Parameter | LCS %Recovery | Qual | LCSD %Recovery | Qual | %Recovery Limits | RPD | Qual | RPD Limits |
|---|---|---|---|---|---|---|---|---|
| Volatile Organics by GC/MS - Westborough Lab Associated sample(s): 11 Batch: WG1761259-3 WG1761259-4 | | | | | | | | |
| Vinyl chloride | 93 | | 100 | | 55-140 | 7 | | 20 |
| Chloroethane | 100 | | 110 | | 55-138 | 10 | | 20 |
| 1,1-Dichloroethene | 99 | | 100 | | 61-145 | 1 | | 20 |
| trans-1,2-Dichloroethene | 90 | | 94 | | 70-130 | 4 | | 20 |
| Trichloroethene | 90 | | 91 | | 70-130 | 1 | | 20 |
| 1,2-Dichlorobenzene | 93 | | 97 | | 70-130 | 4 | | 20 |
| 1,3-Dichlorobenzene | 94 | | 97 | | 70-130 | 3 | | 20 |
| 1,4-Dichlorobenzene | 93 | | 96 | | 70-130 | 3 | | 20 |
| Methyl tert butyl ether | 86 | | 90 | | 63-130 | 5 | | 20 |
| p/m-Xylene | 95 | | 95 | | 70-130 | 0 | | 20 |
| o-Xylene | 90 | | 95 | | 70-130 | 5 | | 20 |
| cis-1,2-Dichloroethene | 90 | | 96 | | 70-130 | 6 | | 20 |
| Dibromomethane | 88 | | 92 | | 70-130 | 4 | | 20 |
| 1,2,3-Trichloropropane | 88 | | 92 | | 64-130 | 4 | | 20 |
| Acrylonitrile | 81 | | 84 | | 70-130 | 4 | | 20 |
| Styrene | 90 | | 95 | | 70-130 | 5 | | 20 |
| Dichlorodifluoromethane | 84 | | 88 | | 36-147 | 5 | | 20 |
| Acetone | 86 | | 87 | | 58-148 | 1 | | 20 |
| Carbon disulfide | 96 | | 100 | | 51-130 | 4 | | 20 |
| 2-Butanone | 78 | | 86 | | 63-138 | 10 | | 20 |
| Vinyl acetate | 100 | | 110 | | 70-130 | 10 | | 20 |
| 4-Methyl-2-pentanone | 80 | | 84 | | 59-130 | 5 | | 20 |
| 2-Hexanone | 79 | | 84 | | 57-130 | 6 | | 20 |

# Lab Control Sample Analysis
## Batch Quality Control

**Project Name:** NORTH MAIN STREET SITE
**Project Number:** 12814, PHASE 7

**Lab Number:** L2316226
**Report Date:** 04/12/23

| Parameter | LCS %Recovery | Qual | LCSD %Recovery | Qual | %Recovery Limits | RPD | Qual | RPD Limits |
|---|---|---|---|---|---|---|---|---|
| Volatile Organics by GC/MS - Westborough Lab Associated sample(s): 11 Batch: WG1761259-3 WG1761259-4 | | | | | | | | |
| Bromochloromethane | 90 | | 93 | | 70-130 | 3 | | 20 |
| 2,2-Dichloropropane | 94 | | 98 | | 63-133 | 4 | | 20 |
| 1,2-Dibromoethane | 90 | | 94 | | 70-130 | 4 | | 20 |
| 1,3-Dichloropropane | 92 | | 96 | | 70-130 | 4 | | 20 |
| 1,1,1,2-Tetrachloroethane | 89 | | 94 | | 64-130 | 5 | | 20 |
| Bromobenzene | 95 | | 97 | | 70-130 | 2 | | 20 |
| n-Butylbenzene | 94 | | 98 | | 53-136 | 4 | | 20 |
| sec-Butylbenzene | 93 | | 97 | | 70-130 | 4 | | 20 |
| tert-Butylbenzene | 93 | | 98 | | 70-130 | 5 | | 20 |
| o-Chlorotoluene | 95 | | 100 | | 70-130 | 5 | | 20 |
| p-Chlorotoluene | 94 | | 98 | | 70-130 | 4 | | 20 |
| 1,2-Dibromo-3-chloropropane | 76 | | 82 | | 41-144 | 8 | | 20 |
| Hexachlorobutadiene | 91 | | 98 | | 63-130 | 7 | | 20 |
| Isopropylbenzene | 94 | | 98 | | 70-130 | 4 | | 20 |
| p-Isopropyltoluene | 93 | | 97 | | 70-130 | 4 | | 20 |
| Naphthalene | 83 | | 90 | | 70-130 | 8 | | 20 |
| n-Propylbenzene | 95 | | 99 | | 69-130 | 4 | | 20 |
| 1,2,3-Trichlorobenzene | 87 | | 94 | | 70-130 | 8 | | 20 |
| 1,2,4-Trichlorobenzene | 90 | | 94 | | 70-130 | 4 | | 20 |
| 1,3,5-Trimethylbenzene | 93 | | 97 | | 64-130 | 4 | | 20 |
| 1,2,4-Trimethylbenzene | 93 | | 97 | | 70-130 | 4 | | 20 |
| 1,4-Dioxane | 72 | | 82 | | 56-162 | 13 | | 20 |
| p-Diethylbenzene | 91 | | 96 | | 70-130 | 5 | | 20 |

# Lab Control Sample Analysis
## Batch Quality Control

**Project Name:** NORTH MAIN STREET SITE
**Project Number:** 12814, PHASE 7

**Lab Number:** L2316226
**Report Date:** 04/12/23

| Parameter | LCS %Recovery | Qual | LCSD %Recovery | Qual | %Recovery Limits | RPD | Qual | RPD Limits |
|---|---|---|---|---|---|---|---|---|
| Volatile Organics by GC/MS - Westborough Lab Associated sample(s): 11 Batch: WG1761259-3 WG1761259-4 | | | | | | | | |
| p-Ethyltoluene | 94 | | 97 | | 70-130 | 3 | | 20 |
| 1,2,4,5-Tetramethylbenzene | 90 | | 94 | | 70-130 | 4 | | 20 |
| Ethyl ether | 90 | | 100 | | 59-134 | 11 | | 20 |
| trans-1,4-Dichloro-2-butene | 83 | | 88 | | 70-130 | 6 | | 20 |

| Surrogate | LCS %Recovery | Qual | LCSD %Recovery | Qual | Acceptance Criteria |
|---|---|---|---|---|---|
| 1,2-Dichloroethane-d4 | 100 | | 100 | | 70-130 |
| Toluene-d8 | 103 | | 103 | | 70-130 |
| 4-Bromofluorobenzene | 101 | | 100 | | 70-130 |
| Dibromofluoromethane | 100 | | 100 | | 70-130 |

# Lab Control Sample Analysis
## Batch Quality Control

**Project Name:** NORTH MAIN STREET SITE
**Project Number:** 12814, PHASE 7
**Lab Number:** L2316226
**Report Date:** 04/12/23

| Parameter | LCS %Recovery | Qual | LCSD %Recovery | Qual | %Recovery Limits | RPD | Qual | RPD Limits |
|---|---|---|---|---|---|---|---|---|
| Volatile Organics by EPA 5035 Low - Westborough Lab Associated sample(s): 02-03 Batch: WG1762102-3 WG1762102-4 | | | | | | | | |
| Methylene chloride | 106 | | 107 | | 70-130 | 1 | | 30 |
| 1,1-Dichloroethane | 103 | | 103 | | 70-130 | 0 | | 30 |
| Chloroform | 94 | | 103 | | 70-130 | 9 | | 30 |
| Carbon tetrachloride | 105 | | 113 | | 70-130 | 7 | | 30 |
| 1,2-Dichloropropane | 93 | | 92 | | 70-130 | 1 | | 30 |
| Dibromochloromethane | 103 | | 127 | | 70-130 | 21 | | 30 |
| 1,1,2-Trichloroethane | 90 | | 108 | | 70-130 | 18 | | 30 |
| Tetrachloroethene | 94 | | 112 | | 70-130 | 17 | | 30 |
| Chlorobenzene | 104 | | 103 | | 70-130 | 1 | | 30 |
| Trichlorofluoromethane | 106 | | 110 | | 70-139 | 4 | | 30 |
| 1,2-Dichloroethane | 87 | | 88 | | 70-130 | 1 | | 30 |
| 1,1,1-Trichloroethane | 100 | | 112 | | 70-130 | 11 | | 30 |
| Bromodichloromethane | 81 | | 94 | | 70-130 | 15 | | 30 |
| trans-1,3-Dichloropropene | 87 | | 110 | | 70-130 | 23 | | 30 |
| cis-1,3-Dichloropropene | 100 | | 116 | | 70-130 | 15 | | 30 |
| 1,1-Dichloropropene | 97 | | 99 | | 70-130 | 2 | | 30 |
| Bromoform | 106 | | 104 | | 70-130 | 2 | | 30 |
| 1,1,2,2-Tetrachloroethane | 93 | | 87 | | 70-130 | 7 | | 30 |
| Benzene | 96 | | 87 | | 70-130 | 10 | | 30 |
| Toluene | 86 | | 111 | | 70-130 | 25 | | 30 |
| Ethylbenzene | 104 | | 106 | | 70-130 | 2 | | 30 |
| Chloromethane | 87 | | 86 | | 52-130 | 1 | | 30 |
| Bromomethane | 109 | | 110 | | 57-147 | 1 | | 30 |

# Lab Control Sample Analysis
## Batch Quality Control

**Project Name:** NORTH MAIN STREET SITE
**Project Number:** 12814, PHASE 7
**Lab Number:** L2316226
**Report Date:** 04/12/23

| Parameter | LCS %Recovery | Qual | LCSD %Recovery | Qual | %Recovery Limits | RPD | Qual | RPD Limits |
|---|---|---|---|---|---|---|---|---|
| Volatile Organics by EPA 5035 Low - Westborough Lab Associated sample(s): 02-03 Batch: WG1762102-3 WG1762102-4 | | | | | | | | |
| Vinyl chloride | 94 | | 91 | | 67-130 | 3 | | 30 |
| Chloroethane | 112 | | 118 | | 50-151 | 5 | | 30 |
| 1,1-Dichloroethene | 109 | | 104 | | 65-135 | 5 | | 30 |
| trans-1,2-Dichloroethene | 110 | | 108 | | 70-130 | 2 | | 30 |
| Trichloroethene | 98 | | 107 | | 70-130 | 9 | | 30 |
| 1,2-Dichlorobenzene | 101 | | 119 | | 70-130 | 16 | | 30 |
| 1,3-Dichlorobenzene | 109 | | 110 | | 70-130 | 1 | | 30 |
| 1,4-Dichlorobenzene | 107 | | 105 | | 70-130 | 2 | | 30 |
| Methyl tert butyl ether | 109 | | 108 | | 66-130 | 1 | | 30 |
| p/m-Xylene | 108 | | 114 | | 70-130 | 5 | | 30 |
| o-Xylene | 116 | | 110 | | 70-130 | 5 | | 30 |
| cis-1,2-Dichloroethene | 105 | | 112 | | 70-130 | 6 | | 30 |
| Dibromomethane | 94 | | 90 | | 70-130 | 4 | | 30 |
| Styrene | 120 | | 119 | | 70-130 | 1 | | 30 |
| Dichlorodifluoromethane | 97 | | 94 | | 30-146 | 3 | | 30 |
| Acetone | 115 | | 101 | | 54-140 | 13 | | 30 |
| Carbon disulfide | **171** | Q | **167** | Q | 59-130 | 2 | | 30 |
| 2-Butanone | 101 | | 110 | | 70-130 | 9 | | 30 |
| Vinyl acetate | 121 | | 116 | | 70-130 | 4 | | 30 |
| 4-Methyl-2-pentanone | 87 | | 115 | | 70-130 | 28 | | 30 |
| 1,2,3-Trichloropropane | 88 | | 88 | | 68-130 | 0 | | 30 |
| 2-Hexanone | 97 | | 100 | | 70-130 | 3 | | 30 |
| Bromochloromethane | 103 | | 115 | | 70-130 | 11 | | 30 |

# Lab Control Sample Analysis
## Batch Quality Control

**Project Name:** NORTH MAIN STREET SITE
**Project Number:** 12814, PHASE 7
**Lab Number:** L2316226
**Report Date:** 04/12/23

| Parameter | LCS %Recovery | Qual | LCSD %Recovery | Qual | %Recovery Limits | RPD | Qual | RPD Limits |
|---|---|---|---|---|---|---|---|---|
| Volatile Organics by EPA 5035 Low - Westborough Lab Associated sample(s): 02-03 Batch: WG1762102-3 WG1762102-4 | | | | | | | | |
| 2,2-Dichloropropane | 101 | | 112 | | 70-130 | 10 | | 30 |
| 1,2-Dibromoethane | 87 | | 106 | | 70-130 | 20 | | 30 |
| 1,3-Dichloropropane | 96 | | 115 | | 69-130 | 18 | | 30 |
| 1,1,1,2-Tetrachloroethane | 108 | | 110 | | 70-130 | 2 | | 30 |
| Bromobenzene | 110 | | 96 | | 70-130 | 14 | | 30 |
| n-Butylbenzene | 108 | | 111 | | 70-130 | 3 | | 30 |
| sec-Butylbenzene | 111 | | 108 | | 70-130 | 3 | | 30 |
| tert-Butylbenzene | 110 | | 111 | | 70-130 | 1 | | 30 |
| o-Chlorotoluene | 103 | | 96 | | 70-130 | 7 | | 30 |
| p-Chlorotoluene | 95 | | 97 | | 70-130 | 2 | | 30 |
| 1,2-Dibromo-3-chloropropane | 88 | | 121 | | 68-130 | **32** | Q | 30 |
| Hexachlorobutadiene | 90 | | 112 | | 67-130 | 22 | | 30 |
| Isopropylbenzene | 123 | | 95 | | 70-130 | 26 | | 30 |
| p-Isopropyltoluene | 116 | | 115 | | 70-130 | 1 | | 30 |
| Naphthalene | 91 | | 129 | | 70-130 | **35** | Q | 30 |
| Acrylonitrile | 113 | | 116 | | 70-130 | 3 | | 30 |
| n-Propylbenzene | 112 | | 95 | | 70-130 | 16 | | 30 |
| 1,2,3-Trichlorobenzene | 91 | | 124 | | 70-130 | **31** | Q | 30 |
| 1,2,4-Trichlorobenzene | 95 | | 127 | | 70-130 | 29 | | 30 |
| 1,3,5-Trimethylbenzene | 102 | | 94 | | 70-130 | 8 | | 30 |
| 1,2,4-Trimethylbenzene | 105 | | 107 | | 70-130 | 2 | | 30 |
| 1,4-Dioxane | 87 | | 114 | | 65-136 | 27 | | 30 |
| p-Diethylbenzene | 111 | | 100 | | 70-130 | 10 | | 30 |

# Lab Control Sample Analysis
## Batch Quality Control

**Project Name:** NORTH MAIN STREET SITE
**Project Number:** 12814, PHASE 7
**Lab Number:** L2316226
**Report Date:** 04/12/23

| Parameter | LCS %Recovery | Qual | LCSD %Recovery | Qual | %Recovery Limits | RPD | Qual | RPD Limits |
|---|---|---|---|---|---|---|---|---|
| Volatile Organics by EPA 5035 Low - Westborough Lab Associated sample(s): 02-03 Batch: WG1762102-3 WG1762102-4 | | | | | | | | |
| p-Ethyltoluene | 107 | | 96 | | 70-130 | 11 | | 30 |
| 1,2,4,5-Tetramethylbenzene | 97 | | **133** | Q | 70-130 | **31** | Q | 30 |
| Ethyl ether | 105 | | 106 | | 67-130 | 1 | | 30 |
| trans-1,4-Dichloro-2-butene | 102 | | 99 | | 70-130 | 3 | | 30 |

| Surrogate | LCS %Recovery | Qual | LCSD %Recovery | Qual | Acceptance Criteria |
|---|---|---|---|---|---|
| 1,2-Dichloroethane-d4 | 86 | | 92 | | 70-130 |
| Toluene-d8 | 90 | | 118 | | 70-130 |
| 4-Bromofluorobenzene | 107 | | 91 | | 70-130 |
| Dibromofluoromethane | 90 | | 103 | | 70-130 |

# Lab Control Sample Analysis
## Batch Quality Control

**Project Name:** NORTH MAIN STREET SITE
**Project Number:** 12814, PHASE 7

**Lab Number:** L2316226
**Report Date:** 04/12/23

| Parameter | LCS %Recovery | Qual | LCSD %Recovery | Qual | %Recovery Limits | RPD | Qual | RPD Limits |
|---|---|---|---|---|---|---|---|---|
| Volatile Organics by GC/MS - Westborough Lab Associated sample(s): 12 Batch: WG1762444-3 WG1762444-4 | | | | | | | | |
| Methylene chloride | 95 | | 100 | | 70-130 | 5 | | 20 |
| 1,1-Dichloroethane | 93 | | 98 | | 70-130 | 5 | | 20 |
| Chloroform | 100 | | 110 | | 70-130 | 10 | | 20 |
| Carbon tetrachloride | 100 | | 110 | | 63-132 | 10 | | 20 |
| 1,2-Dichloropropane | 92 | | 98 | | 70-130 | 6 | | 20 |
| Dibromochloromethane | 89 | | 94 | | 63-130 | 5 | | 20 |
| 1,1,2-Trichloroethane | 89 | | 92 | | 70-130 | 3 | | 20 |
| Tetrachloroethene | 95 | | 98 | | 70-130 | 3 | | 20 |
| Chlorobenzene | 95 | | 99 | | 75-130 | 4 | | 20 |
| Trichlorofluoromethane | 95 | | 100 | | 62-150 | 5 | | 20 |
| 1,2-Dichloroethane | 90 | | 97 | | 70-130 | 7 | | 20 |
| 1,1,1-Trichloroethane | 96 | | 100 | | 67-130 | 4 | | 20 |
| Bromodichloromethane | 92 | | 97 | | 67-130 | 5 | | 20 |
| trans-1,3-Dichloropropene | 84 | | 86 | | 70-130 | 2 | | 20 |
| cis-1,3-Dichloropropene | 90 | | 96 | | 70-130 | 6 | | 20 |
| 1,1-Dichloropropene | 91 | | 100 | | 70-130 | 9 | | 20 |
| Bromoform | 76 | | 79 | | 54-136 | 4 | | 20 |
| 1,1,2,2-Tetrachloroethane | 86 | | 91 | | 67-130 | 6 | | 20 |
| Benzene | 99 | | 99 | | 70-130 | 0 | | 20 |
| Toluene | 94 | | 97 | | 70-130 | 3 | | 20 |
| Ethylbenzene | 93 | | 95 | | 70-130 | 2 | | 20 |
| Chloromethane | 88 | | 90 | | 64-130 | 2 | | 20 |
| Bromomethane | 86 | | 90 | | 39-139 | 5 | | 20 |

# Lab Control Sample Analysis
## Batch Quality Control

**Project Name:** NORTH MAIN STREET SITE
**Project Number:** 12814, PHASE 7

**Lab Number:** L2316226
**Report Date:** 04/12/23

| Parameter | LCS %Recovery | Qual | LCSD %Recovery | Qual | %Recovery Limits | RPD | Qual | RPD Limits |
|---|---|---|---|---|---|---|---|---|
| Volatile Organics by GC/MS - Westborough Lab Associated sample(s): 12 Batch: WG1762444-3 WG1762444-4 | | | | | | | | |
| Vinyl chloride | 96 | | 100 | | 55-140 | 4 | | 20 |
| Chloroethane | 90 | | 96 | | 55-138 | 6 | | 20 |
| 1,1-Dichloroethene | 96 | | 100 | | 61-145 | 4 | | 20 |
| trans-1,2-Dichloroethene | 95 | | 100 | | 70-130 | 5 | | 20 |
| Trichloroethene | 93 | | 95 | | 70-130 | 2 | | 20 |
| 1,2-Dichlorobenzene | 93 | | 96 | | 70-130 | 3 | | 20 |
| 1,3-Dichlorobenzene | 95 | | 96 | | 70-130 | 1 | | 20 |
| 1,4-Dichlorobenzene | 94 | | 96 | | 70-130 | 2 | | 20 |
| Methyl tert butyl ether | 86 | | 95 | | 63-130 | 10 | | 20 |
| p/m-Xylene | 95 | | 95 | | 70-130 | 0 | | 20 |
| o-Xylene | 95 | | 95 | | 70-130 | 0 | | 20 |
| cis-1,2-Dichloroethene | 98 | | 100 | | 70-130 | 2 | | 20 |
| Dibromomethane | 93 | | 100 | | 70-130 | 7 | | 20 |
| 1,2,3-Trichloropropane | 81 | | 85 | | 64-130 | 5 | | 20 |
| Acrylonitrile | 80 | | 87 | | 70-130 | 8 | | 20 |
| Styrene | 90 | | 90 | | 70-130 | 0 | | 20 |
| Dichlorodifluoromethane | 97 | | 100 | | 36-147 | 3 | | 20 |
| Acetone | 71 | | 74 | | 58-148 | 4 | | 20 |
| Carbon disulfide | 88 | | 95 | | 51-130 | 8 | | 20 |
| 2-Butanone | 81 | | 86 | | 63-138 | 6 | | 20 |
| Vinyl acetate | 79 | | 89 | | 70-130 | 12 | | 20 |
| 4-Methyl-2-pentanone | 72 | | 83 | | 59-130 | 14 | | 20 |
| 2-Hexanone | 59 | | 69 | | 57-130 | 16 | | 20 |

# Lab Control Sample Analysis
## Batch Quality Control

**Project Name:** NORTH MAIN STREET SITE
**Project Number:** 12814, PHASE 7

**Lab Number:** L2316226
**Report Date:** 04/12/23

| Parameter | LCS %Recovery | Qual | LCSD %Recovery | Qual | %Recovery Limits | RPD | Qual | RPD Limits |
|---|---|---|---|---|---|---|---|---|
| Volatile Organics by GC/MS - Westborough Lab Associated sample(s): 12 Batch: WG1762444-3 WG1762444-4 | | | | | | | | |
| Bromochloromethane | 100 | | 110 | | 70-130 | 10 | | 20 |
| 2,2-Dichloropropane | 99 | | 100 | | 63-133 | 1 | | 20 |
| 1,2-Dibromoethane | 91 | | 94 | | 70-130 | 3 | | 20 |
| 1,3-Dichloropropane | 87 | | 92 | | 70-130 | 6 | | 20 |
| 1,1,1,2-Tetrachloroethane | 92 | | 95 | | 64-130 | 3 | | 20 |
| Bromobenzene | 98 | | 99 | | 70-130 | 1 | | 20 |
| n-Butylbenzene | 91 | | 92 | | 53-136 | 1 | | 20 |
| sec-Butylbenzene | 95 | | 96 | | 70-130 | 1 | | 20 |
| tert-Butylbenzene | 95 | | 98 | | 70-130 | 3 | | 20 |
| o-Chlorotoluene | 95 | | 97 | | 70-130 | 2 | | 20 |
| p-Chlorotoluene | 92 | | 94 | | 70-130 | 2 | | 20 |
| 1,2-Dibromo-3-chloropropane | 81 | | 86 | | 41-144 | 6 | | 20 |
| Hexachlorobutadiene | 96 | | 98 | | 63-130 | 2 | | 20 |
| Isopropylbenzene | 95 | | 96 | | 70-130 | 1 | | 20 |
| p-Isopropyltoluene | 91 | | 94 | | 70-130 | 3 | | 20 |
| Naphthalene | 91 | | 97 | | 70-130 | 6 | | 20 |
| n-Propylbenzene | 94 | | 95 | | 69-130 | 1 | | 20 |
| 1,2,3-Trichlorobenzene | 95 | | 98 | | 70-130 | 3 | | 20 |
| 1,2,4-Trichlorobenzene | 94 | | 99 | | 70-130 | 5 | | 20 |
| 1,3,5-Trimethylbenzene | 88 | | 90 | | 64-130 | 2 | | 20 |
| 1,2,4-Trimethylbenzene | 89 | | 91 | | 70-130 | 2 | | 20 |
| 1,4-Dioxane | 68 | | 72 | | 56-162 | 6 | | 20 |
| p-Diethylbenzene | 89 | | 91 | | 70-130 | 2 | | 20 |

# Lab Control Sample Analysis
## Batch Quality Control

**Project Name:** NORTH MAIN STREET SITE
**Project Number:** 12814, PHASE 7

**Lab Number:** L2316226
**Report Date:** 04/12/23

| Parameter | LCS %Recovery | Qual | LCSD %Recovery | Qual | %Recovery Limits | RPD | Qual | RPD Limits |
|---|---|---|---|---|---|---|---|---|
| Volatile Organics by GC/MS - Westborough Lab Associated sample(s): 12 Batch: WG1762444-3 WG1762444-4 | | | | | | | | |
| p-Ethyltoluene | 93 | | 94 | | 70-130 | 1 | | 20 |
| 1,2,4,5-Tetramethylbenzene | 89 | | 92 | | 70-130 | 3 | | 20 |
| Ethyl ether | 89 | | 96 | | 59-134 | 8 | | 20 |
| trans-1,4-Dichloro-2-butene | 70 | | 74 | | 70-130 | 6 | | 20 |

| Surrogate | LCS %Recovery | Qual | LCSD %Recovery | Qual | Acceptance Criteria |
|---|---|---|---|---|---|
| 1,2-Dichloroethane-d4 | 91 | | 96 | | 70-130 |
| Toluene-d8 | 100 | | 99 | | 70-130 |
| 4-Bromofluorobenzene | 97 | | 96 | | 70-130 |
| Dibromofluoromethane | 101 | | 105 | | 70-130 |

# SEMIVOLATILES

**Project Name:** NORTH MAIN STREET SITE **Lab Number:** L2316226

**Project Number:** 12814, PHASE 7 **Report Date:** 04/12/23

## SAMPLE RESULTS

Lab ID: L2316226-01
Client ID: SB-301 (1.5-2)
Sample Location: 128 NORTH MAIN ST. PORT CHESTER NY

Date Collected: 03/28/23 08:55
Date Received: 03/28/23
Field Prep: Not Specified

Sample Depth:
Matrix: Soil
Analytical Method: 1,8270E
Analytical Date: 03/31/23 05:28
Analyst: CMM
Percent Solids: 86%

Extraction Method: EPA 3546
Extraction Date: 03/29/23 23:20

| Parameter | Result | Qualifier | Units | RL | MDL | Dilution Factor |
|---|---|---|---|---|---|---|
| **Semivolatile Organics by GC/MS - Westborough Lab** | | | | | | |
| Acenaphthene | ND | | ug/kg | 150 | 20. | 1 |
| 1,2,4-Trichlorobenzene | ND | | ug/kg | 190 | 22. | 1 |
| Hexachlorobenzene | ND | | ug/kg | 120 | 22. | 1 |
| Bis(2-chloroethyl)ether | ND | | ug/kg | 170 | 26. | 1 |
| 2-Chloronaphthalene | ND | | ug/kg | 190 | 19. | 1 |
| 1,2-Dichlorobenzene | ND | | ug/kg | 190 | 34. | 1 |
| 1,3-Dichlorobenzene | ND | | ug/kg | 190 | 33. | 1 |
| 1,4-Dichlorobenzene | ND | | ug/kg | 190 | 34. | 1 |
| 3,3'-Dichlorobenzidine | ND | | ug/kg | 190 | 51. | 1 |
| 2,4-Dinitrotoluene | ND | | ug/kg | 190 | 38. | 1 |
| 2,6-Dinitrotoluene | ND | | ug/kg | 190 | 33. | 1 |
| Fluoranthene | 240 | | ug/kg | 120 | 22. | 1 |
| 4-Chlorophenyl phenyl ether | ND | | ug/kg | 190 | 20. | 1 |
| 4-Bromophenyl phenyl ether | ND | | ug/kg | 190 | 29. | 1 |
| Bis(2-chloroisopropyl)ether | ND | | ug/kg | 230 | 33. | 1 |
| Bis(2-chloroethoxy)methane | ND | | ug/kg | 210 | 19. | 1 |
| Hexachlorobutadiene | ND | | ug/kg | 190 | 28. | 1 |
| Hexachlorocyclopentadiene | ND | | ug/kg | 550 | 170 | 1 |
| Hexachloroethane | ND | | ug/kg | 150 | 31. | 1 |
| Isophorone | ND | | ug/kg | 170 | 25. | 1 |
| Naphthalene | 39 | J | ug/kg | 190 | 23. | 1 |
| Nitrobenzene | ND | | ug/kg | 170 | 28. | 1 |
| NDPA/DPA | ND | | ug/kg | 150 | 22. | 1 |
| n-Nitrosodi-n-propylamine | ND | | ug/kg | 190 | 30. | 1 |
| Bis(2-ethylhexyl)phthalate | ND | | ug/kg | 190 | 66. | 1 |
| Butyl benzyl phthalate | ND | | ug/kg | 190 | 48. | 1 |
| Di-n-butylphthalate | ND | | ug/kg | 190 | 36. | 1 |
| Di-n-octylphthalate | ND | | ug/kg | 190 | 65. | 1 |

**Project Name:** NORTH MAIN STREET SITE **Lab Number:** L2316226

**Project Number:** 12814, PHASE 7 **Report Date:** 04/12/23

## SAMPLE RESULTS

Lab ID: L2316226-01 Date Collected: 03/28/23 08:55

Client ID: SB-301 (1.5-2) Date Received: 03/28/23

Sample Location: 128 NORTH MAIN ST. PORT CHESTER NY Field Prep: Not Specified

Sample Depth:

| Parameter | Result | Qualifier | Units | RL | MDL | Dilution Factor |
|---|---|---|---|---|---|---|
| Semivolatile Organics by GC/MS - Westborough Lab | | | | | | |
| Diethyl phthalate | ND | | ug/kg | 190 | 18. | 1 |
| Dimethyl phthalate | ND | | ug/kg | 190 | 40. | 1 |
| Benzo(a)anthracene | 120 | | ug/kg | 120 | 22. | 1 |
| Benzo(a)pyrene | 120 | J | ug/kg | 150 | 47. | 1 |
| Benzo(b)fluoranthene | 180 | | ug/kg | 120 | 32. | 1 |
| Benzo(k)fluoranthene | 60 | J | ug/kg | 120 | 31. | 1 |
| Chrysene | 140 | | ug/kg | 120 | 20. | 1 |
| Acenaphthylene | ND | | ug/kg | 150 | 30. | 1 |
| Anthracene | ND | | ug/kg | 120 | 37. | 1 |
| Benzo(ghi)perylene | 86 | J | ug/kg | 150 | 23. | 1 |
| Fluorene | ND | | ug/kg | 190 | 19. | 1 |
| Phenanthrene | 130 | | ug/kg | 120 | 23. | 1 |
| Dibenzo(a,h)anthracene | 23 | J | ug/kg | 120 | 22. | 1 |
| Indeno(1,2,3-cd)pyrene | 93 | J | ug/kg | 150 | 27. | 1 |
| Pyrene | 210 | | ug/kg | 120 | 19. | 1 |
| Biphenyl | ND | | ug/kg | 440 | 25. | 1 |
| 4-Chloroaniline | ND | | ug/kg | 190 | 35. | 1 |
| 2-Nitroaniline | ND | | ug/kg | 190 | 37. | 1 |
| 3-Nitroaniline | ND | | ug/kg | 190 | 36. | 1 |
| 4-Nitroaniline | ND | | ug/kg | 190 | 80. | 1 |
| Dibenzofuran | ND | | ug/kg | 190 | 18. | 1 |
| 2-Methylnaphthalene | ND | | ug/kg | 230 | 23. | 1 |
| 1,2,4,5-Tetrachlorobenzene | ND | | ug/kg | 190 | 20. | 1 |
| Acetophenone | ND | | ug/kg | 190 | 24. | 1 |
| 2,4,6-Trichlorophenol | ND | | ug/kg | 120 | 36. | 1 |
| p-Chloro-m-cresol | ND | | ug/kg | 190 | 29. | 1 |
| 2-Chlorophenol | ND | | ug/kg | 190 | 23. | 1 |
| 2,4-Dichlorophenol | ND | | ug/kg | 170 | 31. | 1 |
| 2,4-Dimethylphenol | ND | | ug/kg | 190 | 63. | 1 |
| 2-Nitrophenol | ND | | ug/kg | 420 | 72. | 1 |
| 4-Nitrophenol | ND | | ug/kg | 270 | 78. | 1 |
| 2,4-Dinitrophenol | ND | | ug/kg | 920 | 90. | 1 |
| 4,6-Dinitro-o-cresol | ND | | ug/kg | 500 | 92. | 1 |
| Pentachlorophenol | ND | | ug/kg | 150 | 42. | 1 |
| Phenol | ND | | ug/kg | 190 | 29. | 1 |
| 2-Methylphenol | ND | | ug/kg | 190 | 30. | 1 |
| 3-Methylphenol/4-Methylphenol | ND | | ug/kg | 280 | 30. | 1 |

**Project Name:** NORTH MAIN STREET SITE **Lab Number:** L2316226

**Project Number:** 12814, PHASE 7 **Report Date:** 04/12/23

## SAMPLE RESULTS

Lab ID: L2316226-01 Date Collected: 03/28/23 08:55

Client ID: SB-301 (1.5-2) Date Received: 03/28/23

Sample Location: 128 NORTH MAIN ST. PORT CHESTER NY Field Prep: Not Specified

Sample Depth:

| Parameter | Result | Qualifier | Units | RL | MDL | Dilution Factor |
|---|---|---|---|---|---|---|
| **Semivolatile Organics by GC/MS - Westborough Lab** | | | | | | |
| 2,4,5-Trichlorophenol | ND | | ug/kg | 190 | 37. | 1 |
| Benzoic Acid | ND | | ug/kg | 620 | 190 | 1 |
| Benzyl Alcohol | ND | | ug/kg | 190 | 59. | 1 |
| Carbazole | ND | | ug/kg | 190 | 19. | 1 |
| 1,4-Dioxane | ND | | ug/kg | 29 | 8.8 | 1 |

| Tentatively Identified Compounds | | | | |
|---|---|---|---|---|
| Total TIC Compounds | 319 | J | ug/kg | 1 |
| Unknown Organic Acid | 319 | J | ug/kg | 1 |

| Surrogate | % Recovery | Qualifier | Acceptance Criteria |
|---|---|---|---|
| 2-Fluorophenol | 63 | | 25-120 |
| Phenol-d6 | 71 | | 10-120 |
| Nitrobenzene-d5 | 88 | | 23-120 |
| 2-Fluorobiphenyl | 64 | | 30-120 |
| 2,4,6-Tribromophenol | 48 | | 10-136 |
| 4-Terphenyl-d14 | 61 | | 18-120 |

**Project Name:** NORTH MAIN STREET SITE
**Project Number:** 12814, PHASE 7
**Lab Number:** L2316226
**Report Date:** 04/12/23

## SAMPLE RESULTS

Lab ID: L2316226-02
Client ID: SB-302 (2-2.5)
Sample Location: 128 NORTH MAIN ST. PORT CHESTER NY

Date Collected: 03/28/23 09:15
Date Received: 03/28/23
Field Prep: Not Specified

Sample Depth:
Matrix: Soil
Analytical Method: 1,8270E
Analytical Date: 03/31/23 14:39
Analyst: JG
Percent Solids: 81%

Extraction Method: EPA 3546
Extraction Date: 03/29/23 23:21

| Parameter | Result | Qualifier | Units | RL | MDL | Dilution Factor |
|---|---|---|---|---|---|---|
| **Semivolatile Organics by GC/MS - Westborough Lab** | | | | | | |
| Acenaphthene | 92 | J | ug/kg | 160 | 21. | 1 |
| 1,2,4-Trichlorobenzene | ND | | ug/kg | 200 | 23. | 1 |
| Hexachlorobenzene | ND | | ug/kg | 120 | 22. | 1 |
| Bis(2-chloroethyl)ether | ND | | ug/kg | 180 | 27. | 1 |
| 2-Chloronaphthalene | ND | | ug/kg | 200 | 20. | 1 |
| 1,2-Dichlorobenzene | ND | | ug/kg | 200 | 36. | 1 |
| 1,3-Dichlorobenzene | ND | | ug/kg | 200 | 34. | 1 |
| 1,4-Dichlorobenzene | ND | | ug/kg | 200 | 35. | 1 |
| 3,3'-Dichlorobenzidine | ND | | ug/kg | 200 | 53. | 1 |
| 2,4-Dinitrotoluene | ND | | ug/kg | 200 | 40. | 1 |
| 2,6-Dinitrotoluene | ND | | ug/kg | 200 | 34. | 1 |
| Fluoranthene | 8600 | E | ug/kg | 120 | 23. | 1 |
| 4-Chlorophenyl phenyl ether | ND | | ug/kg | 200 | 21. | 1 |
| 4-Bromophenyl phenyl ether | ND | | ug/kg | 200 | 30. | 1 |
| Bis(2-chloroisopropyl)ether | ND | | ug/kg | 240 | 34. | 1 |
| Bis(2-chloroethoxy)methane | ND | | ug/kg | 210 | 20. | 1 |
| Hexachlorobutadiene | ND | | ug/kg | 200 | 29. | 1 |
| Hexachlorocyclopentadiene | ND | | ug/kg | 570 | 180 | 1 |
| Hexachloroethane | ND | | ug/kg | 160 | 32. | 1 |
| Isophorone | ND | | ug/kg | 180 | 26. | 1 |
| Naphthalene | 290 | | ug/kg | 200 | 24. | 1 |
| Nitrobenzene | ND | | ug/kg | 180 | 29. | 1 |
| NDPA/DPA | ND | | ug/kg | 160 | 23. | 1 |
| n-Nitrosodi-n-propylamine | ND | | ug/kg | 200 | 31. | 1 |
| Bis(2-ethylhexyl)phthalate | ND | | ug/kg | 200 | 69. | 1 |
| Butyl benzyl phthalate | ND | | ug/kg | 200 | 50. | 1 |
| Di-n-butylphthalate | ND | | ug/kg | 200 | 38. | 1 |
| Di-n-octylphthalate | ND | | ug/kg | 200 | 68. | 1 |

**Project Name:** NORTH MAIN STREET SITE **Lab Number:** L2316226

**Project Number:** 12814, PHASE 7 **Report Date:** 04/12/23

## SAMPLE RESULTS

Lab ID: L2316226-02 Date Collected: 03/28/23 09:15

Client ID: SB-302 (2-2.5) Date Received: 03/28/23

Sample Location: 128 NORTH MAIN ST. PORT CHESTER NY Field Prep: Not Specified

Sample Depth:

| Parameter | Result | Qualifier | Units | RL | MDL | Dilution Factor |
|---|---|---|---|---|---|---|
| Semivolatile Organics by GC/MS - Westborough Lab | | | | | | |
| Diethyl phthalate | ND | | ug/kg | 200 | 18. | 1 |
| Dimethyl phthalate | ND | | ug/kg | 200 | 42. | 1 |
| Benzo(a)anthracene | 3500 | | ug/kg | 120 | 22. | 1 |
| Benzo(a)pyrene | 4700 | | ug/kg | 160 | 48. | 1 |
| Benzo(b)fluoranthene | 5400 | | ug/kg | 120 | 34. | 1 |
| Benzo(k)fluoranthene | 1700 | | ug/kg | 120 | 32. | 1 |
| Chrysene | 3500 | | ug/kg | 120 | 21. | 1 |
| Acenaphthylene | 430 | | ug/kg | 160 | 31. | 1 |
| Anthracene | 760 | | ug/kg | 120 | 39. | 1 |
| Benzo(ghi)perylene | 2200 | | ug/kg | 160 | 23. | 1 |
| Fluorene | 140 | J | ug/kg | 200 | 19. | 1 |
| Phenanthrene | 3500 | | ug/kg | 120 | 24. | 1 |
| Dibenzo(a,h)anthracene | 470 | | ug/kg | 120 | 23. | 1 |
| Indeno(1,2,3-cd)pyrene | 2600 | | ug/kg | 160 | 28. | 1 |
| Pyrene | 8200 | E | ug/kg | 120 | 20. | 1 |
| Biphenyl | 29 | J | ug/kg | 450 | 26. | 1 |
| 4-Chloroaniline | ND | | ug/kg | 200 | 36. | 1 |
| 2-Nitroaniline | ND | | ug/kg | 200 | 38. | 1 |
| 3-Nitroaniline | ND | | ug/kg | 200 | 38. | 1 |
| 4-Nitroaniline | ND | | ug/kg | 200 | 82. | 1 |
| Dibenzofuran | 120 | J | ug/kg | 200 | 19. | 1 |
| 2-Methylnaphthalene | 93 | J | ug/kg | 240 | 24. | 1 |
| 1,2,4,5-Tetrachlorobenzene | ND | | ug/kg | 200 | 21. | 1 |
| Acetophenone | ND | | ug/kg | 200 | 25. | 1 |
| 2,4,6-Trichlorophenol | ND | | ug/kg | 120 | 38. | 1 |
| p-Chloro-m-cresol | ND | | ug/kg | 200 | 30. | 1 |
| 2-Chlorophenol | ND | | ug/kg | 200 | 24. | 1 |
| 2,4-Dichlorophenol | ND | | ug/kg | 180 | 32. | 1 |
| 2,4-Dimethylphenol | ND | | ug/kg | 200 | 66. | 1 |
| 2-Nitrophenol | ND | | ug/kg | 430 | 75. | 1 |
| 4-Nitrophenol | ND | | ug/kg | 280 | 81. | 1 |
| 2,4-Dinitrophenol | ND | | ug/kg | 960 | 93. | 1 |
| 4,6-Dinitro-o-cresol | ND | | ug/kg | 520 | 96. | 1 |
| Pentachlorophenol | ND | | ug/kg | 160 | 44. | 1 |
| Phenol | 37 | J | ug/kg | 200 | 30. | 1 |
| 2-Methylphenol | ND | | ug/kg | 200 | 31. | 1 |
| 3-Methylphenol/4-Methylphenol | 46 | J | ug/kg | 290 | 31. | 1 |

**Project Name:** NORTH MAIN STREET SITE **Lab Number:** L2316226

**Project Number:** 12814, PHASE 7 **Report Date:** 04/12/23

## SAMPLE RESULTS

Lab ID: L2316226-02 Date Collected: 03/28/23 09:15

Client ID: SB-302 (2-2.5) Date Received: 03/28/23

Sample Location: 128 NORTH MAIN ST. PORT CHESTER NY Field Prep: Not Specified

Sample Depth:

| Parameter | Result | Qualifier | Units | RL | MDL | Dilution Factor |
|---|---|---|---|---|---|---|
| **Semivolatile Organics by GC/MS - Westborough Lab** | | | | | | |
| 2,4,5-Trichlorophenol | ND | | ug/kg | 200 | 38. | 1 |
| Benzoic Acid | ND | | ug/kg | 640 | 200 | 1 |
| Benzyl Alcohol | ND | | ug/kg | 200 | 61. | 1 |
| Carbazole | 180 | J | ug/kg | 200 | 19. | 1 |
| 1,4-Dioxane | ND | | ug/kg | 30 | 9.2 | 1 |

| Tentatively Identified Compounds | | | | |
|---|---|---|---|---|
| Total TIC Compounds | 6650 | J | ug/kg | 1 |
| Unknown | 207 | J | ug/kg | 1 |
| Unknown | 1350 | J | ug/kg | 1 |
| Unknown | 347 | J | ug/kg | 1 |
| Unknown PAH | 195 | J | ug/kg | 1 |
| Unknown | 244 | J | ug/kg | 1 |
| Unknown PAH | 1160 | J | ug/kg | 1 |
| Unknown PAH | 254 | J | ug/kg | 1 |
| Unknown | 196 | J | ug/kg | 1 |
| Unknown | 478 | J | ug/kg | 1 |
| Unknown Thiophene | 160 | J | ug/kg | 1 |
| Unknown | 736 | J | ug/kg | 1 |
| Unknown PAH | 250 | J | ug/kg | 1 |
| Unknown | 362 | J | ug/kg | 1 |
| Unknown | 710 | J | ug/kg | 1 |

| Surrogate | % Recovery | Qualifier | Acceptance Criteria |
|---|---|---|---|
| 2-Fluorophenol | 56 | | 25-120 |
| Phenol-d6 | 57 | | 10-120 |
| Nitrobenzene-d5 | 51 | | 23-120 |
| 2-Fluorobiphenyl | 69 | | 30-120 |
| 2,4,6-Tribromophenol | 64 | | 10-136 |
| 4-Terphenyl-d14 | 59 | | 18-120 |

**Project Name:** NORTH MAIN STREET SITE
**Project Number:** 12814, PHASE 7
**Lab Number:** L2316226
**Report Date:** 04/12/23

## SAMPLE RESULTS

Lab ID: L2316226-02 D
Client ID: SB-302 (2-2.5)
Sample Location: 128 NORTH MAIN ST. PORT CHESTER NY

Date Collected: 03/28/23 09:15
Date Received: 03/28/23
Field Prep: Not Specified

Sample Depth:
Matrix: Soil
Analytical Method: 1,8270E
Analytical Date: 03/31/23 16:36
Analyst: JG
Percent Solids: 81%

Extraction Method: EPA 3546
Extraction Date: 03/29/23 23:21

| Parameter | Result | Qualifier | Units | RL | MDL | Dilution Factor |
|---|---|---|---|---|---|---|
| Semivolatile Organics by GC/MS - Westborough Lab | | | | | | |
| Fluoranthene | 9900 | | ug/kg | 600 | 110 | 5 |
| Pyrene | 9400 | | ug/kg | 600 | 99. | 5 |

**Project Name:** NORTH MAIN STREET SITE
**Project Number:** 12814, PHASE 7
**Lab Number:** L2316226
**Report Date:** 04/12/23

## SAMPLE RESULTS

Lab ID: L2316226-03
Client ID: SB-303 (2-2.5)
Sample Location: 128 NORTH MAIN ST. PORT CHESTER NY

Date Collected: 03/28/23 09:35
Date Received: 03/28/23
Field Prep: Not Specified

Sample Depth:
Matrix: Soil
Analytical Method: 1,8270E
Analytical Date: 03/31/23 06:16
Analyst: CMM
Percent Solids: 85%

Extraction Method: EPA 3546
Extraction Date: 03/29/23 23:21

| Parameter | Result | Qualifier | Units | RL | MDL | Dilution Factor |
|---|---|---|---|---|---|---|
| **Semivolatile Organics by GC/MS - Westborough Lab** | | | | | | |
| Acenaphthene | 140 | J | ug/kg | 150 | 20. | 1 |
| 1,2,4-Trichlorobenzene | 25 | J | ug/kg | 190 | 22. | 1 |
| Hexachlorobenzene | ND | | ug/kg | 110 | 21. | 1 |
| Bis(2-chloroethyl)ether | ND | | ug/kg | 170 | 26. | 1 |
| 2-Chloronaphthalene | ND | | ug/kg | 190 | 19. | 1 |
| 1,2-Dichlorobenzene | ND | | ug/kg | 190 | 34. | 1 |
| 1,3-Dichlorobenzene | 34 | J | ug/kg | 190 | 33. | 1 |
| 1,4-Dichlorobenzene | ND | | ug/kg | 190 | 33. | 1 |
| 3,3'-Dichlorobenzidine | ND | | ug/kg | 190 | 50. | 1 |
| 2,4-Dinitrotoluene | ND | | ug/kg | 190 | 38. | 1 |
| 2,6-Dinitrotoluene | ND | | ug/kg | 190 | 32. | 1 |
| Fluoranthene | 4600 | | ug/kg | 110 | 22. | 1 |
| 4-Chlorophenyl phenyl ether | ND | | ug/kg | 190 | 20. | 1 |
| 4-Bromophenyl phenyl ether | ND | | ug/kg | 190 | 29. | 1 |
| Bis(2-chloroisopropyl)ether | ND | | ug/kg | 230 | 32. | 1 |
| Bis(2-chloroethoxy)methane | ND | | ug/kg | 200 | 19. | 1 |
| Hexachlorobutadiene | ND | | ug/kg | 190 | 28. | 1 |
| Hexachlorocyclopentadiene | ND | | ug/kg | 540 | 170 | 1 |
| Hexachloroethane | ND | | ug/kg | 150 | 31. | 1 |
| Isophorone | ND | | ug/kg | 170 | 25. | 1 |
| Naphthalene | 190 | | ug/kg | 190 | 23. | 1 |
| Nitrobenzene | ND | | ug/kg | 170 | 28. | 1 |
| NDPA/DPA | ND | | ug/kg | 150 | 22. | 1 |
| n-Nitrosodi-n-propylamine | ND | | ug/kg | 190 | 29. | 1 |
| Bis(2-ethylhexyl)phthalate | ND | | ug/kg | 190 | 66. | 1 |
| Butyl benzyl phthalate | ND | | ug/kg | 190 | 48. | 1 |
| Di-n-butylphthalate | ND | | ug/kg | 190 | 36. | 1 |
| Di-n-octylphthalate | ND | | ug/kg | 190 | 64. | 1 |

**Project Name:** NORTH MAIN STREET SITE **Lab Number:** L2316226

**Project Number:** 12814, PHASE 7 **Report Date:** 04/12/23

## SAMPLE RESULTS

Lab ID: L2316226-03 Date Collected: 03/28/23 09:35

Client ID: SB-303 (2-2.5) Date Received: 03/28/23

Sample Location: 128 NORTH MAIN ST. PORT CHESTER NY Field Prep: Not Specified

Sample Depth:

| Parameter | Result | Qualifier | Units | RL | MDL | Dilution Factor |
|---|---|---|---|---|---|---|
| Semivolatile Organics by GC/MS - Westborough Lab | | | | | | |
| Diethyl phthalate | ND | | ug/kg | 190 | 18. | 1 |
| Dimethyl phthalate | ND | | ug/kg | 190 | 40. | 1 |
| Benzo(a)anthracene | 2900 | | ug/kg | 110 | 21. | 1 |
| Benzo(a)pyrene | 2800 | | ug/kg | 150 | 46. | 1 |
| Benzo(b)fluoranthene | 3400 | | ug/kg | 110 | 32. | 1 |
| Benzo(k)fluoranthene | 1400 | | ug/kg | 110 | 30. | 1 |
| Chrysene | 3000 | | ug/kg | 110 | 20. | 1 |
| Acenaphthylene | 89 | J | ug/kg | 150 | 29. | 1 |
| Anthracene | 480 | | ug/kg | 110 | 37. | 1 |
| Benzo(ghi)perylene | 1800 | | ug/kg | 150 | 22. | 1 |
| Fluorene | 120 | J | ug/kg | 190 | 18. | 1 |
| Phenanthrene | 2400 | | ug/kg | 110 | 23. | 1 |
| Dibenzo(a,h)anthracene | 400 | | ug/kg | 110 | 22. | 1 |
| Indeno(1,2,3-cd)pyrene | 2000 | | ug/kg | 150 | 26. | 1 |
| Pyrene | 4000 | | ug/kg | 110 | 19. | 1 |
| Biphenyl | ND | | ug/kg | 430 | 25. | 1 |
| 4-Chloroaniline | ND | | ug/kg | 190 | 34. | 1 |
| 2-Nitroaniline | ND | | ug/kg | 190 | 37. | 1 |
| 3-Nitroaniline | ND | | ug/kg | 190 | 36. | 1 |
| 4-Nitroaniline | ND | | ug/kg | 190 | 79. | 1 |
| Dibenzofuran | 82 | J | ug/kg | 190 | 18. | 1 |
| 2-Methylnaphthalene | 98 | J | ug/kg | 230 | 23. | 1 |
| 1,2,4,5-Tetrachlorobenzene | ND | | ug/kg | 190 | 20. | 1 |
| Acetophenone | 47 | J | ug/kg | 190 | 24. | 1 |
| 2,4,6-Trichlorophenol | ND | | ug/kg | 110 | 36. | 1 |
| p-Chloro-m-cresol | ND | | ug/kg | 190 | 28. | 1 |
| 2-Chlorophenol | ND | | ug/kg | 190 | 22. | 1 |
| 2,4-Dichlorophenol | ND | | ug/kg | 170 | 30. | 1 |
| 2,4-Dimethylphenol | ND | | ug/kg | 190 | 63. | 1 |
| 2-Nitrophenol | ND | | ug/kg | 410 | 71. | 1 |
| 4-Nitrophenol | ND | | ug/kg | 260 | 78. | 1 |
| 2,4-Dinitrophenol | ND | | ug/kg | 910 | 88. | 1 |
| 4,6-Dinitro-o-cresol | ND | | ug/kg | 490 | 91. | 1 |
| Pentachlorophenol | ND | | ug/kg | 150 | 42. | 1 |
| Phenol | ND | | ug/kg | 190 | 29. | 1 |
| 2-Methylphenol | ND | | ug/kg | 190 | 29. | 1 |
| 3-Methylphenol/4-Methylphenol | ND | | ug/kg | 270 | 30. | 1 |

**Project Name:** NORTH MAIN STREET SITE **Lab Number:** L2316226

**Project Number:** 12814, PHASE 7 **Report Date:** 04/12/23

## SAMPLE RESULTS

Lab ID: L2316226-03 Date Collected: 03/28/23 09:35

Client ID: SB-303 (2-2.5) Date Received: 03/28/23

Sample Location: 128 NORTH MAIN ST. PORT CHESTER NY Field Prep: Not Specified

Sample Depth:

| Parameter | Result | Qualifier | Units | RL | MDL | Dilution Factor |
|---|---|---|---|---|---|---|
| **Semivolatile Organics by GC/MS - Westborough Lab** | | | | | | |
| 2,4,5-Trichlorophenol | ND | | ug/kg | 190 | 36. | 1 |
| Benzoic Acid | ND | | ug/kg | 620 | 190 | 1 |
| Benzyl Alcohol | ND | | ug/kg | 190 | 58. | 1 |
| Carbazole | 340 | | ug/kg | 190 | 18. | 1 |
| 1,4-Dioxane | ND | | ug/kg | 28 | 8.7 | 1 |

| Tentatively Identified Compounds | | | | | | |
|---|---|---|---|---|---|---|
| Total TIC Compounds | 8210 | J | ug/kg | | | 1 |
| Unknown PAH | 400 | J | ug/kg | | | 1 |
| Unknown | 791 | J | ug/kg | | | 1 |
| Unknown PAH | 406 | J | ug/kg | | | 1 |
| Unknown Ketone | 590 | J | ug/kg | | | 1 |
| Unknown Ketone | 267 | J | ug/kg | | | 1 |
| Unknown PAH | 1960 | J | ug/kg | | | 1 |
| Unknown Alkane | 330 | J | ug/kg | | | 1 |
| Unknown PAH | 603 | J | ug/kg | | | 1 |
| Unknown PAH | 363 | J | ug/kg | | | 1 |
| Unknown PAH | 384 | J | ug/kg | | | 1 |
| Unknown PAH | 559 | J | ug/kg | | | 1 |
| Unknown | 237 | J | ug/kg | | | 1 |
| Unknown PAH | 360 | J | ug/kg | | | 1 |
| Unknown PAH | 678 | J | ug/kg | | | 1 |
| Unknown PAH | 277 | J | ug/kg | | | 1 |

**Project Name:** NORTH MAIN STREET SITE **Lab Number:** L2316226

**Project Number:** 12814, PHASE 7 **Report Date:** 04/12/23

## SAMPLE RESULTS

| | | | |
|---|---|---|---|
| Lab ID: | L2316226-03 | Date Collected: | 03/28/23 09:35 |
| Client ID: | SB-303 (2-2.5) | Date Received: | 03/28/23 |
| Sample Location: | 128 NORTH MAIN ST. PORT CHESTER NY | Field Prep: | Not Specified |

Sample Depth:

| Parameter | Result | Qualifier | Units | RL | MDL | Dilution Factor |
|---|---|---|---|---|---|---|
| Semivolatile Organics by GC/MS - Westborough Lab | | | | | | |

| Surrogate | % Recovery | Qualifier | Acceptance Criteria |
|---|---|---|---|
| 2-Fluorophenol | 62 | | 25-120 |
| Phenol-d6 | 66 | | 10-120 |
| Nitrobenzene-d5 | 88 | | 23-120 |
| 2-Fluorobiphenyl | 60 | | 30-120 |
| 2,4,6-Tribromophenol | 57 | | 10-136 |
| 4-Terphenyl-d14 | 60 | | 18-120 |

**Project Name:** NORTH MAIN STREET SITE **Lab Number:** L2316226

**Project Number:** 12814, PHASE 7 **Report Date:** 04/12/23

## SAMPLE RESULTS

Lab ID: L2316226-04
Client ID: SB-303 (8.5-9)
Sample Location: 128 NORTH MAIN ST. PORT CHESTER NY

Date Collected: 03/28/23 09:40
Date Received: 03/28/23
Field Prep: Not Specified

Sample Depth:
Matrix: Soil
Analytical Method: 1,8270E
Analytical Date: 04/01/23 03:29
Analyst: CMM
Percent Solids: 96%

Extraction Method: EPA 3546
Extraction Date: 03/31/23 18:24

| Parameter | Result | Qualifier | Units | RL | MDL | Dilution Factor |
|---|---|---|---|---|---|---|
| **Semivolatile Organics by GC/MS - Westborough Lab** | | | | | | |
| Acenaphthene | ND | | ug/kg | 140 | 18. | 1 |
| 1,2,4-Trichlorobenzene | ND | | ug/kg | 170 | 19. | 1 |
| Hexachlorobenzene | ND | | ug/kg | 100 | 19. | 1 |
| Bis(2-chloroethyl)ether | ND | | ug/kg | 150 | 23. | 1 |
| 2-Chloronaphthalene | ND | | ug/kg | 170 | 17. | 1 |
| 1,2-Dichlorobenzene | ND | | ug/kg | 170 | 30. | 1 |
| 1,3-Dichlorobenzene | ND | | ug/kg | 170 | 29. | 1 |
| 1,4-Dichlorobenzene | ND | | ug/kg | 170 | 30. | 1 |
| 3,3'-Dichlorobenzidine | ND | | ug/kg | 170 | 45. | 1 |
| 2,4-Dinitrotoluene | ND | | ug/kg | 170 | 34. | 1 |
| 2,6-Dinitrotoluene | ND | | ug/kg | 170 | 29. | 1 |
| Fluoranthene | ND | | ug/kg | 100 | 19. | 1 |
| 4-Chlorophenyl phenyl ether | ND | | ug/kg | 170 | 18. | 1 |
| 4-Bromophenyl phenyl ether | ND | | ug/kg | 170 | 26. | 1 |
| Bis(2-chloroisopropyl)ether | ND | | ug/kg | 200 | 29. | 1 |
| Bis(2-chloroethoxy)methane | ND | | ug/kg | 180 | 17. | 1 |
| Hexachlorobutadiene | ND | | ug/kg | 170 | 25. | 1 |
| Hexachlorocyclopentadiene | ND | | ug/kg | 480 | 150 | 1 |
| Hexachloroethane | ND | | ug/kg | 140 | 27. | 1 |
| Isophorone | ND | | ug/kg | 150 | 22. | 1 |
| Naphthalene | ND | | ug/kg | 170 | 21. | 1 |
| Nitrobenzene | ND | | ug/kg | 150 | 25. | 1 |
| NDPA/DPA | ND | | ug/kg | 140 | 19. | 1 |
| n-Nitrosodi-n-propylamine | ND | | ug/kg | 170 | 26. | 1 |
| Bis(2-ethylhexyl)phthalate | ND | | ug/kg | 170 | 59. | 1 |
| Butyl benzyl phthalate | ND | | ug/kg | 170 | 43. | 1 |
| Di-n-butylphthalate | ND | | ug/kg | 170 | 32. | 1 |
| Di-n-octylphthalate | ND | | ug/kg | 170 | 58. | 1 |

**Project Name:** NORTH MAIN STREET SITE **Lab Number:** L2316226

**Project Number:** 12814, PHASE 7 **Report Date:** 04/12/23

## SAMPLE RESULTS

Lab ID: L2316226-04 Date Collected: 03/28/23 09:40

Client ID: SB-303 (8.5-9) Date Received: 03/28/23

Sample Location: 128 NORTH MAIN ST. PORT CHESTER NY Field Prep: Not Specified

Sample Depth:

| Parameter | Result | Qualifier | Units | RL | MDL | Dilution Factor |
|---|---|---|---|---|---|---|
| Semivolatile Organics by GC/MS - Westborough Lab | | | | | | |
| Diethyl phthalate | ND | | ug/kg | 170 | 16. | 1 |
| Dimethyl phthalate | ND | | ug/kg | 170 | 36. | 1 |
| Benzo(a)anthracene | ND | | ug/kg | 100 | 19. | 1 |
| Benzo(a)pyrene | ND | | ug/kg | 140 | 41. | 1 |
| Benzo(b)fluoranthene | ND | | ug/kg | 100 | 28. | 1 |
| Benzo(k)fluoranthene | ND | | ug/kg | 100 | 27. | 1 |
| Chrysene | ND | | ug/kg | 100 | 18. | 1 |
| Acenaphthylene | ND | | ug/kg | 140 | 26. | 1 |
| Anthracene | ND | | ug/kg | 100 | 33. | 1 |
| Benzo(ghi)perylene | ND | | ug/kg | 140 | 20. | 1 |
| Fluorene | ND | | ug/kg | 170 | 16. | 1 |
| Phenanthrene | ND | | ug/kg | 100 | 21. | 1 |
| Dibenzo(a,h)anthracene | ND | | ug/kg | 100 | 20. | 1 |
| Indeno(1,2,3-cd)pyrene | ND | | ug/kg | 140 | 24. | 1 |
| Pyrene | ND | | ug/kg | 100 | 17. | 1 |
| Biphenyl | ND | | ug/kg | 390 | 22. | 1 |
| 4-Chloroaniline | ND | | ug/kg | 170 | 31. | 1 |
| 2-Nitroaniline | ND | | ug/kg | 170 | 33. | 1 |
| 3-Nitroaniline | ND | | ug/kg | 170 | 32. | 1 |
| 4-Nitroaniline | ND | | ug/kg | 170 | 70. | 1 |
| Dibenzofuran | ND | | ug/kg | 170 | 16. | 1 |
| 2-Methylnaphthalene | ND | | ug/kg | 200 | 20. | 1 |
| 1,2,4,5-Tetrachlorobenzene | ND | | ug/kg | 170 | 18. | 1 |
| Acetophenone | ND | | ug/kg | 170 | 21. | 1 |
| 2,4,6-Trichlorophenol | ND | | ug/kg | 100 | 32. | 1 |
| p-Chloro-m-cresol | ND | | ug/kg | 170 | 25. | 1 |
| 2-Chlorophenol | ND | | ug/kg | 170 | 20. | 1 |
| 2,4-Dichlorophenol | ND | | ug/kg | 150 | 27. | 1 |
| 2,4-Dimethylphenol | ND | | ug/kg | 170 | 56. | 1 |
| 2-Nitrophenol | ND | | ug/kg | 370 | 64. | 1 |
| 4-Nitrophenol | ND | | ug/kg | 240 | 69. | 1 |
| 2,4-Dinitrophenol | ND | | ug/kg | 820 | 79. | 1 |
| 4,6-Dinitro-o-cresol | ND | | ug/kg | 440 | 82. | 1 |
| Pentachlorophenol | ND | | ug/kg | 140 | 37. | 1 |
| Phenol | ND | | ug/kg | 170 | 26. | 1 |
| 2-Methylphenol | ND | | ug/kg | 170 | 26. | 1 |
| 3-Methylphenol/4-Methylphenol | ND | | ug/kg | 240 | 26. | 1 |

**Project Name:** NORTH MAIN STREET SITE **Lab Number:** L2316226

**Project Number:** 12814, PHASE 7 **Report Date:** 04/12/23

## SAMPLE RESULTS

Lab ID: L2316226-04 Date Collected: 03/28/23 09:40

Client ID: SB-303 (8.5-9) Date Received: 03/28/23

Sample Location: 128 NORTH MAIN ST. PORT CHESTER NY Field Prep: Not Specified

Sample Depth:

| Parameter | Result | Qualifier | Units | RL | MDL | Dilution Factor |
|---|---|---|---|---|---|---|
| **Semivolatile Organics by GC/MS - Westborough Lab** | | | | | | |
| 2,4,5-Trichlorophenol | ND | | ug/kg | 170 | 32. | 1 |
| Benzoic Acid | ND | | ug/kg | 550 | 170 | 1 |
| Benzyl Alcohol | ND | | ug/kg | 170 | 52. | 1 |
| Carbazole | ND | | ug/kg | 170 | 16. | 1 |
| 1,4-Dioxane | ND | | ug/kg | 25 | 7.8 | 1 |

| Tentatively Identified Compounds | | | | |
|---|---|---|---|---|
| No Tentatively Identified Compounds | ND | | ug/kg | 1 |

| Surrogate | % Recovery | Qualifier | Acceptance Criteria |
|---|---|---|---|
| 2-Fluorophenol | 60 | | 25-120 |
| Phenol-d6 | 61 | | 10-120 |
| Nitrobenzene-d5 | 55 | | 23-120 |
| 2-Fluorobiphenyl | 62 | | 30-120 |
| 2,4,6-Tribromophenol | 58 | | 10-136 |
| 4-Terphenyl-d14 | 55 | | 18-120 |

**Project Name:** NORTH MAIN STREET SITE **Lab Number:** L2316226

**Project Number:** 12814, PHASE 7 **Report Date:** 04/12/23

## SAMPLE RESULTS

Lab ID: L2316226-05
Client ID: SB-304 (1.5-2)
Sample Location: 128 NORTH MAIN ST. PORT CHESTER NY

Date Collected: 03/28/23 10:10
Date Received: 03/28/23
Field Prep: Not Specified

Sample Depth:
Matrix: Soil
Analytical Method: 1,8270E
Analytical Date: 04/01/23 06:38
Analyst: CMM
Percent Solids: 84%

Extraction Method: EPA 3546
Extraction Date: 03/29/23 23:21

| Parameter | Result | Qualifier | Units | RL | MDL | Dilution Factor |
|---|---|---|---|---|---|---|
| **Semivolatile Organics by GC/MS - Westborough Lab** | | | | | | |
| Acenaphthene | ND | | ug/kg | 160 | 20. | 1 |
| 1,2,4-Trichlorobenzene | ND | | ug/kg | 200 | 22. | 1 |
| Hexachlorobenzene | ND | | ug/kg | 120 | 22. | 1 |
| Bis(2-chloroethyl)ether | ND | | ug/kg | 180 | 27. | 1 |
| 2-Chloronaphthalene | ND | | ug/kg | 200 | 20. | 1 |
| 1,2-Dichlorobenzene | ND | | ug/kg | 200 | 35. | 1 |
| 1,3-Dichlorobenzene | ND | | ug/kg | 200 | 34. | 1 |
| 1,4-Dichlorobenzene | ND | | ug/kg | 200 | 34. | 1 |
| 3,3'-Dichlorobenzidine | ND | | ug/kg | 200 | 52. | 1 |
| 2,4-Dinitrotoluene | ND | | ug/kg | 200 | 39. | 1 |
| 2,6-Dinitrotoluene | ND | | ug/kg | 200 | 34. | 1 |
| Fluoranthene | 530 | | ug/kg | 120 | 22. | 1 |
| 4-Chlorophenyl phenyl ether | ND | | ug/kg | 200 | 21. | 1 |
| 4-Bromophenyl phenyl ether | ND | | ug/kg | 200 | 30. | 1 |
| Bis(2-chloroisopropyl)ether | ND | | ug/kg | 240 | 34. | 1 |
| Bis(2-chloroethoxy)methane | ND | | ug/kg | 210 | 20. | 1 |
| Hexachlorobutadiene | ND | | ug/kg | 200 | 29. | 1 |
| Hexachlorocyclopentadiene | ND | | ug/kg | 560 | 180 | 1 |
| Hexachloroethane | ND | | ug/kg | 160 | 32. | 1 |
| Isophorone | ND | | ug/kg | 180 | 26. | 1 |
| Naphthalene | 130 | J | ug/kg | 200 | 24. | 1 |
| Nitrobenzene | ND | | ug/kg | 180 | 29. | 1 |
| NDPA/DPA | ND | | ug/kg | 160 | 22. | 1 |
| n-Nitrosodi-n-propylamine | ND | | ug/kg | 200 | 30. | 1 |
| Bis(2-ethylhexyl)phthalate | ND | | ug/kg | 200 | 68. | 1 |
| Butyl benzyl phthalate | ND | | ug/kg | 200 | 50. | 1 |
| Di-n-butylphthalate | ND | | ug/kg | 200 | 37. | 1 |
| Di-n-octylphthalate | ND | | ug/kg | 200 | 67. | 1 |

**Project Name:** NORTH MAIN STREET SITE **Lab Number:** L2316226

**Project Number:** 12814, PHASE 7 **Report Date:** 04/12/23

## SAMPLE RESULTS

Lab ID: L2316226-05 Date Collected: 03/28/23 10:10

Client ID: SB-304 (1.5-2) Date Received: 03/28/23

Sample Location: 128 NORTH MAIN ST. PORT CHESTER NY Field Prep: Not Specified

Sample Depth:

| Parameter | Result | Qualifier | Units | RL | MDL | Dilution Factor |
|---|---|---|---|---|---|---|
| Semivolatile Organics by GC/MS - Westborough Lab | | | | | | |
| Diethyl phthalate | ND | | ug/kg | 200 | 18. | 1 |
| Dimethyl phthalate | ND | | ug/kg | 200 | 41. | 1 |
| Benzo(a)anthracene | 380 | | ug/kg | 120 | 22. | 1 |
| Benzo(a)pyrene | 310 | | ug/kg | 160 | 48. | 1 |
| Benzo(b)fluoranthene | 420 | | ug/kg | 120 | 33. | 1 |
| Benzo(k)fluoranthene | 140 | | ug/kg | 120 | 31. | 1 |
| Chrysene | 460 | | ug/kg | 120 | 20. | 1 |
| Acenaphthylene | 92 | J | ug/kg | 160 | 30. | 1 |
| Anthracene | 96 | J | ug/kg | 120 | 38. | 1 |
| Benzo(ghi)perylene | 220 | | ug/kg | 160 | 23. | 1 |
| Fluorene | 31 | J | ug/kg | 200 | 19. | 1 |
| Phenanthrene | 360 | | ug/kg | 120 | 24. | 1 |
| Dibenzo(a,h)anthracene | 56 | J | ug/kg | 120 | 23. | 1 |
| Indeno(1,2,3-cd)pyrene | 210 | | ug/kg | 160 | 27. | 1 |
| Pyrene | 550 | | ug/kg | 120 | 20. | 1 |
| Biphenyl | ND | | ug/kg | 450 | 26. | 1 |
| 4-Chloroaniline | ND | | ug/kg | 200 | 36. | 1 |
| 2-Nitroaniline | ND | | ug/kg | 200 | 38. | 1 |
| 3-Nitroaniline | ND | | ug/kg | 200 | 37. | 1 |
| 4-Nitroaniline | ND | | ug/kg | 200 | 81. | 1 |
| Dibenzofuran | 44 | J | ug/kg | 200 | 19. | 1 |
| 2-Methylnaphthalene | 96 | J | ug/kg | 240 | 24. | 1 |
| 1,2,4,5-Tetrachlorobenzene | ND | | ug/kg | 200 | 20. | 1 |
| Acetophenone | 35 | J | ug/kg | 200 | 24. | 1 |
| 2,4,6-Trichlorophenol | ND | | ug/kg | 120 | 37. | 1 |
| p-Chloro-m-cresol | ND | | ug/kg | 200 | 29. | 1 |
| 2-Chlorophenol | ND | | ug/kg | 200 | 23. | 1 |
| 2,4-Dichlorophenol | ND | | ug/kg | 180 | 32. | 1 |
| 2,4-Dimethylphenol | ND | | ug/kg | 200 | 65. | 1 |
| 2-Nitrophenol | ND | | ug/kg | 420 | 74. | 1 |
| 4-Nitrophenol | ND | | ug/kg | 280 | 80. | 1 |
| 2,4-Dinitrophenol | ND | | ug/kg | 940 | 92. | 1 |
| 4,6-Dinitro-o-cresol | ND | | ug/kg | 510 | 94. | 1 |
| Pentachlorophenol | ND | | ug/kg | 160 | 43. | 1 |
| Phenol | ND | | ug/kg | 200 | 30. | 1 |
| 2-Methylphenol | ND | | ug/kg | 200 | 30. | 1 |
| 3-Methylphenol/4-Methylphenol | ND | | ug/kg | 280 | 31. | 1 |

**Project Name:** NORTH MAIN STREET SITE **Lab Number:** L2316226

**Project Number:** 12814, PHASE 7 **Report Date:** 04/12/23

## SAMPLE RESULTS

Lab ID: L2316226-05 Date Collected: 03/28/23 10:10

Client ID: SB-304 (1.5-2) Date Received: 03/28/23

Sample Location: 128 NORTH MAIN ST. PORT CHESTER NY Field Prep: Not Specified

Sample Depth:

| Parameter | Result | Qualifier | Units | RL | MDL | Dilution Factor |
|---|---|---|---|---|---|---|
| **Semivolatile Organics by GC/MS - Westborough Lab** | | | | | | |
| 2,4,5-Trichlorophenol | ND | | ug/kg | 200 | 38. | 1 |
| Benzoic Acid | ND | | ug/kg | 640 | 200 | 1 |
| Benzyl Alcohol | ND | | ug/kg | 200 | 60. | 1 |
| Carbazole | 34 | J | ug/kg | 200 | 19. | 1 |
| 1,4-Dioxane | ND | | ug/kg | 30 | 9.0 | 1 |

| Tentatively Identified Compounds | | | | |
|---|---|---|---|---|
| Total TIC Compounds | 788 | J | ug/kg | 1 |
| Unknown PAH | 187 | J | ug/kg | 1 |
| Unknown | 170 | J | ug/kg | 1 |
| Unknown | 240 | J | ug/kg | 1 |
| Unknown | 191 | J | ug/kg | 1 |

| Surrogate | % Recovery | Qualifier | Acceptance Criteria |
|---|---|---|---|
| 2-Fluorophenol | 36 | | 25-120 |
| Phenol-d6 | 40 | | 10-120 |
| Nitrobenzene-d5 | 59 | | 23-120 |
| 2-Fluorobiphenyl | 52 | | 30-120 |
| 2,4,6-Tribromophenol | 41 | | 10-136 |
| 4-Terphenyl-d14 | 41 | | 18-120 |

**Project Name:** NORTH MAIN STREET SITE
**Project Number:** 12814, PHASE 7
**Lab Number:** L2316226
**Report Date:** 04/12/23

## SAMPLE RESULTS

Lab ID: L2316226-06
Client ID: SB-304 (3-3.5)
Sample Location: 128 NORTH MAIN ST. PORT CHESTER NY

Date Collected: 03/28/23 10:15
Date Received: 03/28/23
Field Prep: Not Specified

Sample Depth:
Matrix: Soil
Analytical Method: 1,8270E
Analytical Date: 03/31/23 01:27
Analyst: CMM
Percent Solids: 86%

Extraction Method: EPA 3546
Extraction Date: 03/29/23 23:21

| Parameter | Result | Qualifier | Units | RL | MDL | Dilution Factor |
|---|---|---|---|---|---|---|
| **Semivolatile Organics by GC/MS - Westborough Lab** | | | | | | |
| Acenaphthene | ND | | ug/kg | 150 | 20. | 1 |
| 1,2,4-Trichlorobenzene | ND | | ug/kg | 190 | 22. | 1 |
| Hexachlorobenzene | ND | | ug/kg | 110 | 21. | 1 |
| Bis(2-chloroethyl)ether | ND | | ug/kg | 170 | 26. | 1 |
| 2-Chloronaphthalene | ND | | ug/kg | 190 | 19. | 1 |
| 1,2-Dichlorobenzene | ND | | ug/kg | 190 | 34. | 1 |
| 1,3-Dichlorobenzene | ND | | ug/kg | 190 | 32. | 1 |
| 1,4-Dichlorobenzene | ND | | ug/kg | 190 | 33. | 1 |
| 3,3'-Dichlorobenzidine | ND | | ug/kg | 190 | 50. | 1 |
| 2,4-Dinitrotoluene | ND | | ug/kg | 190 | 38. | 1 |
| 2,6-Dinitrotoluene | ND | | ug/kg | 190 | 32. | 1 |
| Fluoranthene | 37 | J | ug/kg | 110 | 22. | 1 |
| 4-Chlorophenyl phenyl ether | ND | | ug/kg | 190 | 20. | 1 |
| 4-Bromophenyl phenyl ether | ND | | ug/kg | 190 | 29. | 1 |
| Bis(2-chloroisopropyl)ether | ND | | ug/kg | 230 | 32. | 1 |
| Bis(2-chloroethoxy)methane | ND | | ug/kg | 200 | 19. | 1 |
| Hexachlorobutadiene | ND | | ug/kg | 190 | 28. | 1 |
| Hexachlorocyclopentadiene | ND | | ug/kg | 540 | 170 | 1 |
| Hexachloroethane | ND | | ug/kg | 150 | 30. | 1 |
| Isophorone | ND | | ug/kg | 170 | 24. | 1 |
| Naphthalene | ND | | ug/kg | 190 | 23. | 1 |
| Nitrobenzene | ND | | ug/kg | 170 | 28. | 1 |
| NDPA/DPA | ND | | ug/kg | 150 | 21. | 1 |
| n-Nitrosodi-n-propylamine | ND | | ug/kg | 190 | 29. | 1 |
| Bis(2-ethylhexyl)phthalate | ND | | ug/kg | 190 | 65. | 1 |
| Butyl benzyl phthalate | ND | | ug/kg | 190 | 47. | 1 |
| Di-n-butylphthalate | ND | | ug/kg | 190 | 36. | 1 |
| Di-n-octylphthalate | ND | | ug/kg | 190 | 64. | 1 |

**Project Name:** NORTH MAIN STREET SITE **Lab Number:** L2316226

**Project Number:** 12814, PHASE 7 **Report Date:** 04/12/23

## SAMPLE RESULTS

Lab ID: L2316226-06 Date Collected: 03/28/23 10:15

Client ID: SB-304 (3-3.5) Date Received: 03/28/23

Sample Location: 128 NORTH MAIN ST. PORT CHESTER NY Field Prep: Not Specified

Sample Depth:

| Parameter | Result | Qualifier | Units | RL | MDL | Dilution Factor |
|---|---|---|---|---|---|---|
| Semivolatile Organics by GC/MS - Westborough Lab | | | | | | |
| Diethyl phthalate | ND | | ug/kg | 190 | 17. | 1 |
| Dimethyl phthalate | ND | | ug/kg | 190 | 40. | 1 |
| Benzo(a)anthracene | 33 | J | ug/kg | 110 | 21. | 1 |
| Benzo(a)pyrene | ND | | ug/kg | 150 | 46. | 1 |
| Benzo(b)fluoranthene | 42 | J | ug/kg | 110 | 32. | 1 |
| Benzo(k)fluoranthene | ND | | ug/kg | 110 | 30. | 1 |
| Chrysene | 28 | J | ug/kg | 110 | 20. | 1 |
| Acenaphthylene | ND | | ug/kg | 150 | 29. | 1 |
| Anthracene | ND | | ug/kg | 110 | 37. | 1 |
| Benzo(ghi)perylene | ND | | ug/kg | 150 | 22. | 1 |
| Fluorene | ND | | ug/kg | 190 | 18. | 1 |
| Phenanthrene | ND | | ug/kg | 110 | 23. | 1 |
| Dibenzo(a,h)anthracene | ND | | ug/kg | 110 | 22. | 1 |
| Indeno(1,2,3-cd)pyrene | ND | | ug/kg | 150 | 26. | 1 |
| Pyrene | 35 | J | ug/kg | 110 | 19. | 1 |
| Biphenyl | ND | | ug/kg | 430 | 24. | 1 |
| 4-Chloroaniline | ND | | ug/kg | 190 | 34. | 1 |
| 2-Nitroaniline | ND | | ug/kg | 190 | 36. | 1 |
| 3-Nitroaniline | ND | | ug/kg | 190 | 36. | 1 |
| 4-Nitroaniline | ND | | ug/kg | 190 | 78. | 1 |
| Dibenzofuran | ND | | ug/kg | 190 | 18. | 1 |
| 2-Methylnaphthalene | ND | | ug/kg | 230 | 23. | 1 |
| 1,2,4,5-Tetrachlorobenzene | ND | | ug/kg | 190 | 20. | 1 |
| Acetophenone | ND | | ug/kg | 190 | 23. | 1 |
| 2,4,6-Trichlorophenol | ND | | ug/kg | 110 | 36. | 1 |
| p-Chloro-m-cresol | ND | | ug/kg | 190 | 28. | 1 |
| 2-Chlorophenol | ND | | ug/kg | 190 | 22. | 1 |
| 2,4-Dichlorophenol | ND | | ug/kg | 170 | 30. | 1 |
| 2,4-Dimethylphenol | ND | | ug/kg | 190 | 62. | 1 |
| 2-Nitrophenol | ND | | ug/kg | 410 | 71. | 1 |
| 4-Nitrophenol | ND | | ug/kg | 260 | 77. | 1 |
| 2,4-Dinitrophenol | ND | | ug/kg | 900 | 88. | 1 |
| 4,6-Dinitro-o-cresol | ND | | ug/kg | 490 | 90. | 1 |
| Pentachlorophenol | ND | | ug/kg | 150 | 41. | 1 |
| Phenol | ND | | ug/kg | 190 | 28. | 1 |
| 2-Methylphenol | ND | | ug/kg | 190 | 29. | 1 |
| 3-Methylphenol/4-Methylphenol | ND | | ug/kg | 270 | 30. | 1 |

**Project Name:** NORTH MAIN STREET SITE **Lab Number:** L2316226

**Project Number:** 12814, PHASE 7 **Report Date:** 04/12/23

## SAMPLE RESULTS

Lab ID: L2316226-06 Date Collected: 03/28/23 10:15

Client ID: SB-304 (3-3.5) Date Received: 03/28/23

Sample Location: 128 NORTH MAIN ST. PORT CHESTER NY Field Prep: Not Specified

Sample Depth:

| Parameter | Result | Qualifier | Units | RL | MDL | Dilution Factor |
|---|---|---|---|---|---|---|
| **Semivolatile Organics by GC/MS - Westborough Lab** | | | | | | |
| 2,4,5-Trichlorophenol | ND | | ug/kg | 190 | 36. | 1 |
| Benzoic Acid | ND | | ug/kg | 610 | 190 | 1 |
| Benzyl Alcohol | ND | | ug/kg | 190 | 58. | 1 |
| Carbazole | ND | | ug/kg | 190 | 18. | 1 |
| 1,4-Dioxane | ND | | ug/kg | 28 | 8.7 | 1 |

| Tentatively Identified Compounds | | | | | | |
|---|---|---|---|---|---|---|
| No Tentatively Identified Compounds | ND | | ug/kg | | | 1 |

| Surrogate | % Recovery | Qualifier | Acceptance Criteria |
|---|---|---|---|
| 2-Fluorophenol | 91 | | 25-120 |
| Phenol-d6 | 92 | | 10-120 |
| Nitrobenzene-d5 | 92 | | 23-120 |
| 2-Fluorobiphenyl | 66 | | 30-120 |
| 2,4,6-Tribromophenol | 65 | | 10-136 |
| 4-Terphenyl-d14 | 66 | | 18-120 |

**Project Name:** NORTH MAIN STREET SITE
**Project Number:** 12814, PHASE 7
**Lab Number:** L2316226
**Report Date:** 04/12/23

## SAMPLE RESULTS

Lab ID: L2316226-07
Client ID: SB-305 (1.5-2)
Sample Location: 128 NORTH MAIN ST. PORT CHESTER NY

Date Collected: 03/28/23 12:05
Date Received: 03/28/23
Field Prep: Not Specified

Sample Depth:
Matrix: Soil
Analytical Method: 1,8270E
Analytical Date: 03/31/23 07:52
Analyst: CMM
Percent Solids: 83%

Extraction Method: EPA 3546
Extraction Date: 03/29/23 23:21

| Parameter | Result | Qualifier | Units | RL | MDL | Dilution Factor |
|---|---|---|---|---|---|---|
| **Semivolatile Organics by GC/MS - Westborough Lab** | | | | | | |
| Acenaphthene | 87 | J | ug/kg | 160 | 20. | 1 |
| 1,2,4-Trichlorobenzene | ND | | ug/kg | 200 | 22. | 1 |
| Hexachlorobenzene | ND | | ug/kg | 120 | 22. | 1 |
| Bis(2-chloroethyl)ether | ND | | ug/kg | 180 | 26. | 1 |
| 2-Chloronaphthalene | ND | | ug/kg | 200 | 19. | 1 |
| 1,2-Dichlorobenzene | ND | | ug/kg | 200 | 35. | 1 |
| 1,3-Dichlorobenzene | ND | | ug/kg | 200 | 34. | 1 |
| 1,4-Dichlorobenzene | ND | | ug/kg | 200 | 34. | 1 |
| 3,3'-Dichlorobenzidine | ND | | ug/kg | 200 | 52. | 1 |
| 2,4-Dinitrotoluene | ND | | ug/kg | 200 | 39. | 1 |
| 2,6-Dinitrotoluene | ND | | ug/kg | 200 | 34. | 1 |
| Fluoranthene | 1300 | | ug/kg | 120 | 22. | 1 |
| 4-Chlorophenyl phenyl ether | ND | | ug/kg | 200 | 21. | 1 |
| 4-Bromophenyl phenyl ether | ND | | ug/kg | 200 | 30. | 1 |
| Bis(2-chloroisopropyl)ether | ND | | ug/kg | 230 | 33. | 1 |
| Bis(2-chloroethoxy)methane | ND | | ug/kg | 210 | 20. | 1 |
| Hexachlorobutadiene | ND | | ug/kg | 200 | 29. | 1 |
| Hexachlorocyclopentadiene | ND | | ug/kg | 560 | 180 | 1 |
| Hexachloroethane | ND | | ug/kg | 160 | 32. | 1 |
| Isophorone | ND | | ug/kg | 180 | 25. | 1 |
| Naphthalene | 120 | J | ug/kg | 200 | 24. | 1 |
| Nitrobenzene | ND | | ug/kg | 180 | 29. | 1 |
| NDPA/DPA | ND | | ug/kg | 160 | 22. | 1 |
| n-Nitrosodi-n-propylamine | ND | | ug/kg | 200 | 30. | 1 |
| Bis(2-ethylhexyl)phthalate | ND | | ug/kg | 200 | 68. | 1 |
| Butyl benzyl phthalate | ND | | ug/kg | 200 | 49. | 1 |
| Di-n-butylphthalate | ND | | ug/kg | 200 | 37. | 1 |
| Di-n-octylphthalate | ND | | ug/kg | 200 | 66. | 1 |

**Project Name:** NORTH MAIN STREET SITE **Lab Number:** L2316226

**Project Number:** 12814, PHASE 7 **Report Date:** 04/12/23

## SAMPLE RESULTS

Lab ID: L2316226-07 Date Collected: 03/28/23 12:05

Client ID: SB-305 (1.5-2) Date Received: 03/28/23

Sample Location: 128 NORTH MAIN ST. PORT CHESTER NY Field Prep: Not Specified

Sample Depth:

| Parameter | Result | Qualifier | Units | RL | MDL | Dilution Factor |
|---|---|---|---|---|---|---|
| Semivolatile Organics by GC/MS - Westborough Lab | | | | | | |
| Diethyl phthalate | ND | | ug/kg | 200 | 18. | 1 |
| Dimethyl phthalate | ND | | ug/kg | 200 | 41. | 1 |
| Benzo(a)anthracene | 890 | | ug/kg | 120 | 22. | 1 |
| Benzo(a)pyrene | 1200 | | ug/kg | 160 | 48. | 1 |
| Benzo(b)fluoranthene | 1100 | | ug/kg | 120 | 33. | 1 |
| Benzo(k)fluoranthene | 480 | | ug/kg | 120 | 31. | 1 |
| Chrysene | 980 | | ug/kg | 120 | 20. | 1 |
| Acenaphthylene | 490 | | ug/kg | 160 | 30. | 1 |
| Anthracene | 450 | | ug/kg | 120 | 38. | 1 |
| Benzo(ghi)perylene | 960 | | ug/kg | 160 | 23. | 1 |
| Fluorene | 120 | J | ug/kg | 200 | 19. | 1 |
| Phenanthrene | 970 | | ug/kg | 120 | 24. | 1 |
| Dibenzo(a,h)anthracene | 150 | | ug/kg | 120 | 23. | 1 |
| Indeno(1,2,3-cd)pyrene | 740 | | ug/kg | 160 | 27. | 1 |
| Pyrene | 1300 | | ug/kg | 120 | 19. | 1 |
| Biphenyl | ND | | ug/kg | 450 | 25. | 1 |
| 4-Chloroaniline | ND | | ug/kg | 200 | 36. | 1 |
| 2-Nitroaniline | ND | | ug/kg | 200 | 38. | 1 |
| 3-Nitroaniline | ND | | ug/kg | 200 | 37. | 1 |
| 4-Nitroaniline | ND | | ug/kg | 200 | 81. | 1 |
| Dibenzofuran | 70 | J | ug/kg | 200 | 18. | 1 |
| 2-Methylnaphthalene | 110 | J | ug/kg | 230 | 24. | 1 |
| 1,2,4,5-Tetrachlorobenzene | ND | | ug/kg | 200 | 20. | 1 |
| Acetophenone | 68 | J | ug/kg | 200 | 24. | 1 |
| 2,4,6-Trichlorophenol | ND | | ug/kg | 120 | 37. | 1 |
| p-Chloro-m-cresol | ND | | ug/kg | 200 | 29. | 1 |
| 2-Chlorophenol | ND | | ug/kg | 200 | 23. | 1 |
| 2,4-Dichlorophenol | ND | | ug/kg | 180 | 31. | 1 |
| 2,4-Dimethylphenol | ND | | ug/kg | 200 | 64. | 1 |
| 2-Nitrophenol | ND | | ug/kg | 420 | 74. | 1 |
| 4-Nitrophenol | ND | | ug/kg | 270 | 80. | 1 |
| 2,4-Dinitrophenol | ND | | ug/kg | 940 | 91. | 1 |
| 4,6-Dinitro-o-cresol | ND | | ug/kg | 510 | 94. | 1 |
| Pentachlorophenol | ND | | ug/kg | 160 | 43. | 1 |
| Phenol | ND | | ug/kg | 200 | 30. | 1 |
| 2-Methylphenol | ND | | ug/kg | 200 | 30. | 1 |
| 3-Methylphenol/4-Methylphenol | 75 | J | ug/kg | 280 | 31. | 1 |

**Project Name:** NORTH MAIN STREET SITE **Lab Number:** L2316226

**Project Number:** 12814, PHASE 7 **Report Date:** 04/12/23

## SAMPLE RESULTS

Lab ID: L2316226-07 Date Collected: 03/28/23 12:05

Client ID: SB-305 (1.5-2) Date Received: 03/28/23

Sample Location: 128 NORTH MAIN ST. PORT CHESTER NY Field Prep: Not Specified

Sample Depth:

| Parameter | Result | Qualifier | Units | RL | MDL | Dilution Factor |
|---|---|---|---|---|---|---|
| **Semivolatile Organics by GC/MS - Westborough Lab** | | | | | | |
| 2,4,5-Trichlorophenol | ND | | ug/kg | 200 | 37. | 1 |
| Benzoic Acid | ND | | ug/kg | 630 | 200 | 1 |
| Benzyl Alcohol | ND | | ug/kg | 200 | 60. | 1 |
| Carbazole | 110 | J | ug/kg | 200 | 19. | 1 |
| 1,4-Dioxane | ND | | ug/kg | 29 | 9.0 | 1 |

| Tentatively Identified Compounds | | | | |
|---|---|---|---|---|
| Total TIC Compounds | 2570 | J | ug/kg | 1 |
| Unknown PAH | 306 | J | ug/kg | 1 |
| Unknown PAH | 840 | J | ug/kg | 1 |
| Unknown Alkane | 456 | J | ug/kg | 1 |
| Unknown Benzene | 292 | J | ug/kg | 1 |
| Unknown | 259 | J | ug/kg | 1 |
| Unknown | 247 | J | ug/kg | 1 |
| Unknown Alkane | 165 | J | ug/kg | 1 |

| Surrogate | % Recovery | Qualifier | Acceptance Criteria |
|---|---|---|---|
| 2-Fluorophenol | 64 | | 25-120 |
| Phenol-d6 | 62 | | 10-120 |
| Nitrobenzene-d5 | 85 | | 23-120 |
| 2-Fluorobiphenyl | 60 | | 30-120 |
| 2,4,6-Tribromophenol | 55 | | 10-136 |
| 4-Terphenyl-d14 | 53 | | 18-120 |

**Project Name:** NORTH MAIN STREET SITE **Lab Number:** L2316226

**Project Number:** 12814, PHASE 7 **Report Date:** 04/12/23

## SAMPLE RESULTS

Lab ID: L2316226-08
Client ID: SB-306 (2.5-3)
Sample Location: 128 NORTH MAIN ST. PORT CHESTER NY

Date Collected: 03/28/23 11:30
Date Received: 03/28/23
Field Prep: Not Specified

Sample Depth:
Matrix: Soil
Analytical Method: 1,8270E
Analytical Date: 04/01/23 00:58
Analyst: CMM
Percent Solids: 88%

Extraction Method: EPA 3546
Extraction Date: 03/29/23 23:21

| Parameter | Result | Qualifier | Units | RL | MDL | Dilution Factor |
|---|---|---|---|---|---|---|
| **Semivolatile Organics by GC/MS - Westborough Lab** | | | | | | |
| Acenaphthene | ND | | ug/kg | 150 | 19. | 1 |
| 1,2,4-Trichlorobenzene | ND | | ug/kg | 190 | 21. | 1 |
| Hexachlorobenzene | ND | | ug/kg | 110 | 21. | 1 |
| Bis(2-chloroethyl)ether | ND | | ug/kg | 170 | 25. | 1 |
| 2-Chloronaphthalene | ND | | ug/kg | 190 | 18. | 1 |
| 1,2-Dichlorobenzene | ND | | ug/kg | 190 | 34. | 1 |
| 1,3-Dichlorobenzene | ND | | ug/kg | 190 | 32. | 1 |
| 1,4-Dichlorobenzene | ND | | ug/kg | 190 | 32. | 1 |
| 3,3'-Dichlorobenzidine | ND | | ug/kg | 190 | 50. | 1 |
| 2,4-Dinitrotoluene | ND | | ug/kg | 190 | 37. | 1 |
| 2,6-Dinitrotoluene | ND | | ug/kg | 190 | 32. | 1 |
| Fluoranthene | 300 | | ug/kg | 110 | 21. | 1 |
| 4-Chlorophenyl phenyl ether | ND | | ug/kg | 190 | 20. | 1 |
| 4-Bromophenyl phenyl ether | ND | | ug/kg | 190 | 28. | 1 |
| Bis(2-chloroisopropyl)ether | ND | | ug/kg | 220 | 32. | 1 |
| Bis(2-chloroethoxy)methane | ND | | ug/kg | 200 | 19. | 1 |
| Hexachlorobutadiene | ND | | ug/kg | 190 | 27. | 1 |
| Hexachlorocyclopentadiene | ND | | ug/kg | 530 | 170 | 1 |
| Hexachloroethane | ND | | ug/kg | 150 | 30. | 1 |
| Isophorone | ND | | ug/kg | 170 | 24. | 1 |
| Naphthalene | 58 | J | ug/kg | 190 | 23. | 1 |
| Nitrobenzene | ND | | ug/kg | 170 | 28. | 1 |
| NDPA/DPA | ND | | ug/kg | 150 | 21. | 1 |
| n-Nitrosodi-n-propylamine | ND | | ug/kg | 190 | 29. | 1 |
| Bis(2-ethylhexyl)phthalate | ND | | ug/kg | 190 | 64. | 1 |
| Butyl benzyl phthalate | ND | | ug/kg | 190 | 47. | 1 |
| Di-n-butylphthalate | ND | | ug/kg | 190 | 35. | 1 |
| Di-n-octylphthalate | ND | | ug/kg | 190 | 63. | 1 |

**Project Name:** NORTH MAIN STREET SITE **Lab Number:** L2316226

**Project Number:** 12814, PHASE 7 **Report Date:** 04/12/23

## SAMPLE RESULTS

Lab ID: L2316226-08 Date Collected: 03/28/23 11:30

Client ID: SB-306 (2.5-3) Date Received: 03/28/23

Sample Location: 128 NORTH MAIN ST. PORT CHESTER NY Field Prep: Not Specified

Sample Depth:

| Parameter | Result | Qualifier | Units | RL | MDL | Dilution Factor |
|---|---|---|---|---|---|---|
| Semivolatile Organics by GC/MS - Westborough Lab | | | | | | |
| Diethyl phthalate | ND | | ug/kg | 190 | 17. | 1 |
| Dimethyl phthalate | ND | | ug/kg | 190 | 39. | 1 |
| Benzo(a)anthracene | 220 | | ug/kg | 110 | 21. | 1 |
| Benzo(a)pyrene | 170 | | ug/kg | 150 | 46. | 1 |
| Benzo(b)fluoranthene | 260 | | ug/kg | 110 | 31. | 1 |
| Benzo(k)fluoranthene | 76 | J | ug/kg | 110 | 30. | 1 |
| Chrysene | 270 | | ug/kg | 110 | 19. | 1 |
| Acenaphthylene | 68 | J | ug/kg | 150 | 29. | 1 |
| Anthracene | 37 | J | ug/kg | 110 | 36. | 1 |
| Benzo(ghi)perylene | 120 | J | ug/kg | 150 | 22. | 1 |
| Fluorene | ND | | ug/kg | 190 | 18. | 1 |
| Phenanthrene | 170 | | ug/kg | 110 | 23. | 1 |
| Dibenzo(a,h)anthracene | 35 | J | ug/kg | 110 | 22. | 1 |
| Indeno(1,2,3-cd)pyrene | 130 | J | ug/kg | 150 | 26. | 1 |
| Pyrene | 310 | | ug/kg | 110 | 18. | 1 |
| Biphenyl | ND | | ug/kg | 420 | 24. | 1 |
| 4-Chloroaniline | ND | | ug/kg | 190 | 34. | 1 |
| 2-Nitroaniline | ND | | ug/kg | 190 | 36. | 1 |
| 3-Nitroaniline | ND | | ug/kg | 190 | 35. | 1 |
| 4-Nitroaniline | ND | | ug/kg | 190 | 77. | 1 |
| Dibenzofuran | ND | | ug/kg | 190 | 18. | 1 |
| 2-Methylnaphthalene | 32 | J | ug/kg | 220 | 22. | 1 |
| 1,2,4,5-Tetrachlorobenzene | ND | | ug/kg | 190 | 19. | 1 |
| Acetophenone | ND | | ug/kg | 190 | 23. | 1 |
| 2,4,6-Trichlorophenol | ND | | ug/kg | 110 | 35. | 1 |
| p-Chloro-m-cresol | ND | | ug/kg | 190 | 28. | 1 |
| 2-Chlorophenol | ND | | ug/kg | 190 | 22. | 1 |
| 2,4-Dichlorophenol | ND | | ug/kg | 170 | 30. | 1 |
| 2,4-Dimethylphenol | ND | | ug/kg | 190 | 62. | 1 |
| 2-Nitrophenol | ND | | ug/kg | 400 | 70. | 1 |
| 4-Nitrophenol | ND | | ug/kg | 260 | 76. | 1 |
| 2,4-Dinitrophenol | ND | | ug/kg | 900 | 87. | 1 |
| 4,6-Dinitro-o-cresol | ND | | ug/kg | 480 | 90. | 1 |
| Pentachlorophenol | ND | | ug/kg | 150 | 41. | 1 |
| Phenol | ND | | ug/kg | 190 | 28. | 1 |
| 2-Methylphenol | ND | | ug/kg | 190 | 29. | 1 |
| 3-Methylphenol/4-Methylphenol | ND | | ug/kg | 270 | 29. | 1 |

**Project Name:** NORTH MAIN STREET SITE **Lab Number:** L2316226

**Project Number:** 12814, PHASE 7 **Report Date:** 04/12/23

## SAMPLE RESULTS

Lab ID: L2316226-08 Date Collected: 03/28/23 11:30

Client ID: SB-306 (2.5-3) Date Received: 03/28/23

Sample Location: 128 NORTH MAIN ST. PORT CHESTER NY Field Prep: Not Specified

Sample Depth:

| Parameter | Result | Qualifier | Units | RL | MDL | Dilution Factor |
|---|---|---|---|---|---|---|
| **Semivolatile Organics by GC/MS - Westborough Lab** | | | | | | |
| 2,4,5-Trichlorophenol | ND | | ug/kg | 190 | 36. | 1 |
| Benzoic Acid | ND | | ug/kg | 600 | 190 | 1 |
| Benzyl Alcohol | ND | | ug/kg | 190 | 57. | 1 |
| Carbazole | ND | | ug/kg | 190 | 18. | 1 |
| 1,4-Dioxane | ND | | ug/kg | 28 | 8.6 | 1 |

| Tentatively Identified Compounds | | | | |
|---|---|---|---|---|
| Total TIC Compounds | 1480 | J | ug/kg | 1 |
| Unknown Organic Acid | 218 | J | ug/kg | 1 |
| Unknown Ketone | 151 | J | ug/kg | 1 |
| Unknown PAH | 152 | J | ug/kg | 1 |
| Unknown Naphthalene | 204 | J | ug/kg | 1 |
| Unknown | 199 | J | ug/kg | 1 |
| Unknown PAH | 171 | J | ug/kg | 1 |
| Unknown Alkane | 186 | J | ug/kg | 1 |
| Unknown | 199 | J | ug/kg | 1 |

| Surrogate | % Recovery | Qualifier | Acceptance Criteria |
|---|---|---|---|
| 2-Fluorophenol | 45 | | 25-120 |
| Phenol-d6 | 48 | | 10-120 |
| Nitrobenzene-d5 | 57 | | 23-120 |
| 2-Fluorobiphenyl | 52 | | 30-120 |
| 2,4,6-Tribromophenol | 43 | | 10-136 |
| 4-Terphenyl-d14 | 49 | | 18-120 |

**Project Name:** NORTH MAIN STREET SITE
**Project Number:** 12814, PHASE 7
**Lab Number:** L2316226
**Report Date:** 04/12/23

## SAMPLE RESULTS

Lab ID: L2316226-09
Client ID: SB-307 (1.5-2)
Sample Location: 128 NORTH MAIN ST. PORT CHESTER NY

Date Collected: 03/28/23 10:55
Date Received: 03/28/23
Field Prep: Not Specified

Sample Depth:
Matrix: Soil
Analytical Method: 1,8270E
Analytical Date: 03/31/23 23:46
Analyst: CMM
Percent Solids: 86%

Extraction Method: EPA 3546
Extraction Date: 03/29/23 23:21

| Parameter | Result | Qualifier | Units | RL | MDL | Dilution Factor |
|---|---|---|---|---|---|---|
| **Semivolatile Organics by GC/MS - Westborough Lab** | | | | | | |
| Acenaphthene | ND | | ug/kg | 150 | 20. | 1 |
| 1,2,4-Trichlorobenzene | ND | | ug/kg | 190 | 22. | 1 |
| Hexachlorobenzene | ND | | ug/kg | 120 | 22. | 1 |
| Bis(2-chloroethyl)ether | ND | | ug/kg | 170 | 26. | 1 |
| 2-Chloronaphthalene | ND | | ug/kg | 190 | 19. | 1 |
| 1,2-Dichlorobenzene | ND | | ug/kg | 190 | 34. | 1 |
| 1,3-Dichlorobenzene | ND | | ug/kg | 190 | 33. | 1 |
| 1,4-Dichlorobenzene | ND | | ug/kg | 190 | 34. | 1 |
| 3,3'-Dichlorobenzidine | ND | | ug/kg | 190 | 51. | 1 |
| 2,4-Dinitrotoluene | ND | | ug/kg | 190 | 38. | 1 |
| 2,6-Dinitrotoluene | ND | | ug/kg | 190 | 33. | 1 |
| Fluoranthene | 99 | J | ug/kg | 120 | 22. | 1 |
| 4-Chlorophenyl phenyl ether | ND | | ug/kg | 190 | 21. | 1 |
| 4-Bromophenyl phenyl ether | ND | | ug/kg | 190 | 29. | 1 |
| Bis(2-chloroisopropyl)ether | ND | | ug/kg | 230 | 33. | 1 |
| Bis(2-chloroethoxy)methane | ND | | ug/kg | 210 | 19. | 1 |
| Hexachlorobutadiene | ND | | ug/kg | 190 | 28. | 1 |
| Hexachlorocyclopentadiene | ND | | ug/kg | 550 | 170 | 1 |
| Hexachloroethane | ND | | ug/kg | 150 | 31. | 1 |
| Isophorone | ND | | ug/kg | 170 | 25. | 1 |
| Naphthalene | 27 | J | ug/kg | 190 | 23. | 1 |
| Nitrobenzene | ND | | ug/kg | 170 | 28. | 1 |
| NDPA/DPA | ND | | ug/kg | 150 | 22. | 1 |
| n-Nitrosodi-n-propylamine | ND | | ug/kg | 190 | 30. | 1 |
| Bis(2-ethylhexyl)phthalate | ND | | ug/kg | 190 | 67. | 1 |
| Butyl benzyl phthalate | ND | | ug/kg | 190 | 48. | 1 |
| Di-n-butylphthalate | ND | | ug/kg | 190 | 36. | 1 |
| Di-n-octylphthalate | ND | | ug/kg | 190 | 65. | 1 |

**Project Name:** NORTH MAIN STREET SITE **Lab Number:** L2316226

**Project Number:** 12814, PHASE 7 **Report Date:** 04/12/23

## SAMPLE RESULTS

Lab ID: L2316226-09 Date Collected: 03/28/23 10:55

Client ID: SB-307 (1.5-2) Date Received: 03/28/23

Sample Location: 128 NORTH MAIN ST. PORT CHESTER NY Field Prep: Not Specified

Sample Depth:

| Parameter | Result | Qualifier | Units | RL | MDL | Dilution Factor |
|---|---|---|---|---|---|---|
| Semivolatile Organics by GC/MS - Westborough Lab | | | | | | |
| Diethyl phthalate | ND | | ug/kg | 190 | 18. | 1 |
| Dimethyl phthalate | ND | | ug/kg | 190 | 40. | 1 |
| Benzo(a)anthracene | 71 | J | ug/kg | 120 | 22. | 1 |
| Benzo(a)pyrene | 78 | J | ug/kg | 150 | 47. | 1 |
| Benzo(b)fluoranthene | 110 | J | ug/kg | 120 | 32. | 1 |
| Benzo(k)fluoranthene | ND | | ug/kg | 120 | 31. | 1 |
| Chrysene | 84 | J | ug/kg | 120 | 20. | 1 |
| Acenaphthylene | ND | | ug/kg | 150 | 30. | 1 |
| Anthracene | ND | | ug/kg | 120 | 38. | 1 |
| Benzo(ghi)perylene | 56 | J | ug/kg | 150 | 23. | 1 |
| Fluorene | ND | | ug/kg | 190 | 19. | 1 |
| Phenanthrene | 49 | J | ug/kg | 120 | 23. | 1 |
| Dibenzo(a,h)anthracene | ND | | ug/kg | 120 | 22. | 1 |
| Indeno(1,2,3-cd)pyrene | 54 | J | ug/kg | 150 | 27. | 1 |
| Pyrene | 97 | J | ug/kg | 120 | 19. | 1 |
| Biphenyl | ND | | ug/kg | 440 | 25. | 1 |
| 4-Chloroaniline | ND | | ug/kg | 190 | 35. | 1 |
| 2-Nitroaniline | ND | | ug/kg | 190 | 37. | 1 |
| 3-Nitroaniline | ND | | ug/kg | 190 | 36. | 1 |
| 4-Nitroaniline | ND | | ug/kg | 190 | 80. | 1 |
| Dibenzofuran | ND | | ug/kg | 190 | 18. | 1 |
| 2-Methylnaphthalene | ND | | ug/kg | 230 | 23. | 1 |
| 1,2,4,5-Tetrachlorobenzene | ND | | ug/kg | 190 | 20. | 1 |
| Acetophenone | ND | | ug/kg | 190 | 24. | 1 |
| 2,4,6-Trichlorophenol | ND | | ug/kg | 120 | 36. | 1 |
| p-Chloro-m-cresol | ND | | ug/kg | 190 | 29. | 1 |
| 2-Chlorophenol | ND | | ug/kg | 190 | 23. | 1 |
| 2,4-Dichlorophenol | ND | | ug/kg | 170 | 31. | 1 |
| 2,4-Dimethylphenol | ND | | ug/kg | 190 | 64. | 1 |
| 2-Nitrophenol | ND | | ug/kg | 420 | 72. | 1 |
| 4-Nitrophenol | ND | | ug/kg | 270 | 78. | 1 |
| 2,4-Dinitrophenol | ND | | ug/kg | 920 | 90. | 1 |
| 4,6-Dinitro-o-cresol | ND | | ug/kg | 500 | 92. | 1 |
| Pentachlorophenol | ND | | ug/kg | 150 | 42. | 1 |
| Phenol | ND | | ug/kg | 190 | 29. | 1 |
| 2-Methylphenol | ND | | ug/kg | 190 | 30. | 1 |
| 3-Methylphenol/4-Methylphenol | ND | | ug/kg | 280 | 30. | 1 |

**Project Name:** NORTH MAIN STREET SITE **Lab Number:** L2316226

**Project Number:** 12814, PHASE 7 **Report Date:** 04/12/23

## SAMPLE RESULTS

Lab ID: L2316226-09 Date Collected: 03/28/23 10:55

Client ID: SB-307 (1.5-2) Date Received: 03/28/23

Sample Location: 128 NORTH MAIN ST. PORT CHESTER NY Field Prep: Not Specified

Sample Depth:

| Parameter | Result | Qualifier | Units | RL | MDL | Dilution Factor |
|---|---|---|---|---|---|---|
| **Semivolatile Organics by GC/MS - Westborough Lab** | | | | | | |
| 2,4,5-Trichlorophenol | ND | | ug/kg | 190 | 37. | 1 |
| Benzoic Acid | ND | | ug/kg | 620 | 190 | 1 |
| Benzyl Alcohol | ND | | ug/kg | 190 | 59. | 1 |
| Carbazole | ND | | ug/kg | 190 | 19. | 1 |
| 1,4-Dioxane | ND | | ug/kg | 29 | 8.9 | 1 |

| Tentatively Identified Compounds | | | | | | |
|---|---|---|---|---|---|---|
| No Tentatively Identified Compounds | ND | | ug/kg | | | 1 |

| Surrogate | % Recovery | Qualifier | Acceptance Criteria |
|---|---|---|---|
| 2-Fluorophenol | 40 | | 25-120 |
| Phenol-d6 | 44 | | 10-120 |
| Nitrobenzene-d5 | 51 | | 23-120 |
| 2-Fluorobiphenyl | 43 | | 30-120 |
| 2,4,6-Tribromophenol | 36 | | 10-136 |
| 4-Terphenyl-d14 | 38 | | 18-120 |

**Project Name:** NORTH MAIN STREET SITE
**Project Number:** 12814, PHASE 7
**Lab Number:** L2316226
**Report Date:** 04/12/23

## SAMPLE RESULTS

Lab ID: L2316226-10
Client ID: SB-307 (4.5-5)
Sample Location: 128 NORTH MAIN ST. PORT CHESTER NY

Date Collected: 03/28/23 11:00
Date Received: 03/28/23
Field Prep: Not Specified

Sample Depth:
Matrix: Soil
Analytical Method: 1,8270E
Analytical Date: 03/31/23 22:32
Analyst: CMM
Percent Solids: 83%

Extraction Method: EPA 3546
Extraction Date: 03/29/23 23:21

| Parameter | Result | Qualifier | Units | RL | MDL | Dilution Factor |
|---|---|---|---|---|---|---|
| **Semivolatile Organics by GC/MS - Westborough Lab** | | | | | | |
| Acenaphthene | ND | | ug/kg | 160 | 20. | 1 |
| 1,2,4-Trichlorobenzene | ND | | ug/kg | 200 | 23. | 1 |
| Hexachlorobenzene | ND | | ug/kg | 120 | 22. | 1 |
| Bis(2-chloroethyl)ether | ND | | ug/kg | 180 | 27. | 1 |
| 2-Chloronaphthalene | ND | | ug/kg | 200 | 20. | 1 |
| 1,2-Dichlorobenzene | ND | | ug/kg | 200 | 36. | 1 |
| 1,3-Dichlorobenzene | ND | | ug/kg | 200 | 34. | 1 |
| 1,4-Dichlorobenzene | ND | | ug/kg | 200 | 35. | 1 |
| 3,3'-Dichlorobenzidine | ND | | ug/kg | 200 | 53. | 1 |
| 2,4-Dinitrotoluene | ND | | ug/kg | 200 | 40. | 1 |
| 2,6-Dinitrotoluene | ND | | ug/kg | 200 | 34. | 1 |
| Fluoranthene | 120 | | ug/kg | 120 | 23. | 1 |
| 4-Chlorophenyl phenyl ether | ND | | ug/kg | 200 | 21. | 1 |
| 4-Bromophenyl phenyl ether | ND | | ug/kg | 200 | 30. | 1 |
| Bis(2-chloroisopropyl)ether | ND | | ug/kg | 240 | 34. | 1 |
| Bis(2-chloroethoxy)methane | ND | | ug/kg | 210 | 20. | 1 |
| Hexachlorobutadiene | ND | | ug/kg | 200 | 29. | 1 |
| Hexachlorocyclopentadiene | ND | | ug/kg | 570 | 180 | 1 |
| Hexachloroethane | ND | | ug/kg | 160 | 32. | 1 |
| Isophorone | ND | | ug/kg | 180 | 26. | 1 |
| Naphthalene | ND | | ug/kg | 200 | 24. | 1 |
| Nitrobenzene | ND | | ug/kg | 180 | 29. | 1 |
| NDPA/DPA | ND | | ug/kg | 160 | 22. | 1 |
| n-Nitrosodi-n-propylamine | ND | | ug/kg | 200 | 31. | 1 |
| Bis(2-ethylhexyl)phthalate | ND | | ug/kg | 200 | 69. | 1 |
| Butyl benzyl phthalate | ND | | ug/kg | 200 | 50. | 1 |
| Di-n-butylphthalate | ND | | ug/kg | 200 | 38. | 1 |
| Di-n-octylphthalate | ND | | ug/kg | 200 | 67. | 1 |

**Project Name:** NORTH MAIN STREET SITE **Lab Number:** L2316226

**Project Number:** 12814, PHASE 7 **Report Date:** 04/12/23

## SAMPLE RESULTS

Lab ID: L2316226-10 Date Collected: 03/28/23 11:00

Client ID: SB-307 (4.5-5) Date Received: 03/28/23

Sample Location: 128 NORTH MAIN ST. PORT CHESTER NY Field Prep: Not Specified

Sample Depth:

| Parameter | Result | Qualifier | Units | RL | MDL | Dilution Factor |
|---|---|---|---|---|---|---|
| Semivolatile Organics by GC/MS - Westborough Lab | | | | | | |
| Diethyl phthalate | ND | | ug/kg | 200 | 18. | 1 |
| Dimethyl phthalate | ND | | ug/kg | 200 | 42. | 1 |
| Benzo(a)anthracene | 87 | J | ug/kg | 120 | 22. | 1 |
| Benzo(a)pyrene | 83 | J | ug/kg | 160 | 48. | 1 |
| Benzo(b)fluoranthene | 85 | J | ug/kg | 120 | 33. | 1 |
| Benzo(k)fluoranthene | 35 | J | ug/kg | 120 | 32. | 1 |
| Chrysene | 71 | J | ug/kg | 120 | 21. | 1 |
| Acenaphthylene | ND | | ug/kg | 160 | 31. | 1 |
| Anthracene | ND | | ug/kg | 120 | 39. | 1 |
| Benzo(ghi)perylene | 41 | J | ug/kg | 160 | 23. | 1 |
| Fluorene | ND | | ug/kg | 200 | 19. | 1 |
| Phenanthrene | 51 | J | ug/kg | 120 | 24. | 1 |
| Dibenzo(a,h)anthracene | ND | | ug/kg | 120 | 23. | 1 |
| Indeno(1,2,3-cd)pyrene | 44 | J | ug/kg | 160 | 28. | 1 |
| Pyrene | 100 | J | ug/kg | 120 | 20. | 1 |
| Biphenyl | ND | | ug/kg | 450 | 26. | 1 |
| 4-Chloroaniline | ND | | ug/kg | 200 | 36. | 1 |
| 2-Nitroaniline | ND | | ug/kg | 200 | 38. | 1 |
| 3-Nitroaniline | ND | | ug/kg | 200 | 37. | 1 |
| 4-Nitroaniline | ND | | ug/kg | 200 | 82. | 1 |
| Dibenzofuran | ND | | ug/kg | 200 | 19. | 1 |
| 2-Methylnaphthalene | ND | | ug/kg | 240 | 24. | 1 |
| 1,2,4,5-Tetrachlorobenzene | ND | | ug/kg | 200 | 21. | 1 |
| Acetophenone | ND | | ug/kg | 200 | 24. | 1 |
| 2,4,6-Trichlorophenol | ND | | ug/kg | 120 | 38. | 1 |
| p-Chloro-m-cresol | ND | | ug/kg | 200 | 30. | 1 |
| 2-Chlorophenol | ND | | ug/kg | 200 | 23. | 1 |
| 2,4-Dichlorophenol | ND | | ug/kg | 180 | 32. | 1 |
| 2,4-Dimethylphenol | ND | | ug/kg | 200 | 66. | 1 |
| 2-Nitrophenol | ND | | ug/kg | 430 | 75. | 1 |
| 4-Nitrophenol | ND | | ug/kg | 280 | 81. | 1 |
| 2,4-Dinitrophenol | ND | | ug/kg | 950 | 92. | 1 |
| 4,6-Dinitro-o-cresol | ND | | ug/kg | 520 | 95. | 1 |
| Pentachlorophenol | ND | | ug/kg | 160 | 44. | 1 |
| Phenol | ND | | ug/kg | 200 | 30. | 1 |
| 2-Methylphenol | ND | | ug/kg | 200 | 31. | 1 |
| 3-Methylphenol/4-Methylphenol | ND | | ug/kg | 280 | 31. | 1 |

**Project Name:** NORTH MAIN STREET SITE **Lab Number:** L2316226

**Project Number:** 12814, PHASE 7 **Report Date:** 04/12/23

## SAMPLE RESULTS

Lab ID: L2316226-10 Date Collected: 03/28/23 11:00

Client ID: SB-307 (4.5-5) Date Received: 03/28/23

Sample Location: 128 NORTH MAIN ST. PORT CHESTER NY Field Prep: Not Specified

Sample Depth:

| Parameter | Result | Qualifier | Units | RL | MDL | Dilution Factor |
|---|---|---|---|---|---|---|
| **Semivolatile Organics by GC/MS - Westborough Lab** | | | | | | |
| 2,4,5-Trichlorophenol | ND | | ug/kg | 200 | 38. | 1 |
| Benzoic Acid | ND | | ug/kg | 640 | 200 | 1 |
| Benzyl Alcohol | ND | | ug/kg | 200 | 61. | 1 |
| Carbazole | ND | | ug/kg | 200 | 19. | 1 |
| 1,4-Dioxane | ND | | ug/kg | 30 | 9.1 | 1 |

Tentatively Identified Compounds

| | | | |
|---|---|---|---|
| No Tentatively Identified Compounds | ND | ug/kg | 1 |

| Surrogate | % Recovery | Qualifier | Acceptance Criteria |
|---|---|---|---|
| 2-Fluorophenol | 65 | | 25-120 |
| Phenol-d6 | 66 | | 10-120 |
| Nitrobenzene-d5 | 67 | | 23-120 |
| 2-Fluorobiphenyl | 53 | | 30-120 |
| 2,4,6-Tribromophenol | 55 | | 10-136 |
| 4-Terphenyl-d14 | 41 | | 18-120 |

**Project Name:** NORTH MAIN STREET SITE
**Project Number:** 12814, PHASE 7

**Lab Number:** L2316226
**Report Date:** 04/12/23

## SAMPLE RESULTS

Lab ID: L2316226-11
Client ID: TWP-301
Sample Location: 128 NORTH MAIN ST. PORT CHESTER NY

Date Collected: 03/28/23 14:15
Date Received: 03/28/23
Field Prep: Not Specified

Sample Depth:
Matrix: Water
Analytical Method: 1,8270E
Analytical Date: 04/02/23 18:24
Analyst: CMM

Extraction Method: EPA 3510C
Extraction Date: 04/01/23 09:26

| Parameter | Result | Qualifier | Units | RL | MDL | Dilution Factor |
|---|---|---|---|---|---|---|
| **Semivolatile Organics by GC/MS - Westborough Lab** | | | | | | |
| 1,2,4-Trichlorobenzene | ND | | ug/l | 5.0 | 0.50 | 1 |
| Bis(2-chloroethyl)ether | ND | | ug/l | 2.0 | 0.50 | 1 |
| 1,2-Dichlorobenzene | ND | | ug/l | 2.0 | 0.45 | 1 |
| 1,3-Dichlorobenzene | ND | | ug/l | 2.0 | 0.40 | 1 |
| 1,4-Dichlorobenzene | ND | | ug/l | 2.0 | 0.43 | 1 |
| 3,3'-Dichlorobenzidine | ND | | ug/l | 5.0 | 1.6 | 1 |
| 2,4-Dinitrotoluene | ND | | ug/l | 5.0 | 1.2 | 1 |
| 2,6-Dinitrotoluene | ND | | ug/l | 5.0 | 0.93 | 1 |
| 4-Chlorophenyl phenyl ether | ND | | ug/l | 2.0 | 0.49 | 1 |
| 4-Bromophenyl phenyl ether | ND | | ug/l | 2.0 | 0.38 | 1 |
| Bis(2-chloroisopropyl)ether | ND | | ug/l | 2.0 | 0.53 | 1 |
| Bis(2-chloroethoxy)methane | ND | | ug/l | 5.0 | 0.50 | 1 |
| Hexachlorocyclopentadiene | ND | | ug/l | 20 | 0.69 | 1 |
| Isophorone | ND | | ug/l | 5.0 | 1.2 | 1 |
| Nitrobenzene | ND | | ug/l | 2.0 | 0.77 | 1 |
| NDPA/DPA | ND | | ug/l | 2.0 | 0.42 | 1 |
| n-Nitrosodi-n-propylamine | ND | | ug/l | 5.0 | 0.64 | 1 |
| Bis(2-ethylhexyl)phthalate | ND | | ug/l | 3.0 | 1.5 | 1 |
| Butyl benzyl phthalate | ND | | ug/l | 5.0 | 1.2 | 1 |
| Di-n-butylphthalate | 0.57 | J | ug/l | 5.0 | 0.39 | 1 |
| Di-n-octylphthalate | ND | | ug/l | 5.0 | 1.3 | 1 |
| Diethyl phthalate | ND | | ug/l | 5.0 | 0.38 | 1 |
| Dimethyl phthalate | ND | | ug/l | 5.0 | 1.8 | 1 |
| Biphenyl | ND | | ug/l | 2.0 | 0.46 | 1 |
| 4-Chloroaniline | ND | | ug/l | 5.0 | 1.1 | 1 |
| 2-Nitroaniline | ND | | ug/l | 5.0 | 0.50 | 1 |
| 3-Nitroaniline | ND | | ug/l | 5.0 | 0.81 | 1 |
| 4-Nitroaniline | ND | | ug/l | 5.0 | 0.80 | 1 |

**Project Name:** NORTH MAIN STREET SITE **Lab Number:** L2316226

**Project Number:** 12814, PHASE 7 **Report Date:** 04/12/23

## SAMPLE RESULTS

Lab ID: L2316226-11 Date Collected: 03/28/23 14:15

Client ID: TWP-301 Date Received: 03/28/23

Sample Location: 128 NORTH MAIN ST. PORT CHESTER NY Field Prep: Not Specified

Sample Depth:

| Parameter | Result | Qualifier | Units | RL | MDL | Dilution Factor |
|---|---|---|---|---|---|---|
| Semivolatile Organics by GC/MS - Westborough Lab | | | | | | |
| Dibenzofuran | ND | | ug/l | 2.0 | 0.50 | 1 |
| 1,2,4,5-Tetrachlorobenzene | ND | | ug/l | 10 | 0.44 | 1 |
| Acetophenone | ND | | ug/l | 5.0 | 0.53 | 1 |
| 2,4,6-Trichlorophenol | ND | | ug/l | 5.0 | 0.61 | 1 |
| p-Chloro-m-cresol | ND | | ug/l | 2.0 | 0.35 | 1 |
| 2-Chlorophenol | ND | | ug/l | 2.0 | 0.48 | 1 |
| 2,4-Dichlorophenol | ND | | ug/l | 5.0 | 0.41 | 1 |
| 2,4-Dimethylphenol | ND | | ug/l | 5.0 | 1.8 | 1 |
| 2-Nitrophenol | ND | | ug/l | 10 | 0.85 | 1 |
| 4-Nitrophenol | ND | | ug/l | 10 | 0.67 | 1 |
| 2,4-Dinitrophenol | ND | | ug/l | 20 | 6.6 | 1 |
| 4,6-Dinitro-o-cresol | ND | | ug/l | 10 | 1.8 | 1 |
| Phenol | ND | | ug/l | 5.0 | 0.57 | 1 |
| 2-Methylphenol | ND | | ug/l | 5.0 | 0.49 | 1 |
| 3-Methylphenol/4-Methylphenol | ND | | ug/l | 5.0 | 0.48 | 1 |
| 2,4,5-Trichlorophenol | ND | | ug/l | 5.0 | 0.77 | 1 |
| Benzoic Acid | ND | | ug/l | 50 | 2.6 | 1 |
| Benzyl Alcohol | ND | | ug/l | 2.0 | 0.59 | 1 |
| Carbazole | ND | | ug/l | 2.0 | 0.49 | 1 |

**Project Name:** NORTH MAIN STREET SITE **Lab Number:** L2316226

**Project Number:** 12814, PHASE 7 **Report Date:** 04/12/23

## SAMPLE RESULTS

Lab ID: L2316226-11 Date Collected: 03/28/23 14:15

Client ID: TWP-301 Date Received: 03/28/23

Sample Location: 128 NORTH MAIN ST. PORT CHESTER NY Field Prep: Not Specified

Sample Depth:

| Parameter | Result | Qualifier | Units | RL | MDL | Dilution Factor |
|---|---|---|---|---|---|---|
| Semivolatile Organics by GC/MS - Westborough Lab | | | | | | |
| Tentatively Identified Compounds | | | | | | |
| Total TIC Compounds | 133 | J | ug/l | | | 1 |
| Unknown | 4.14 | J | ug/l | | | 1 |
| Unknown | 34.0 | J | ug/l | | | 1 |
| Unknown | 17.0 | J | ug/l | | | 1 |
| Unknown | 20.8 | J | ug/l | | | 1 |
| Unknown | 4.47 | J | ug/l | | | 1 |
| Unknown | 2.69 | J | ug/l | | | 1 |
| Unknown | 2.58 | J | ug/l | | | 1 |
| Unknown | 2.98 | JB | ug/l | | | 1 |
| Unknown | 3.27 | JB | ug/l | | | 1 |
| Unknown | 3.71 | J | ug/l | | | 1 |
| Unknown Alcohol | 5.13 | J | ug/l | | | 1 |
| Unknown Organic Acid | 18.9 | JB | ug/l | | | 1 |
| Unknown PAH | 5.20 | J | ug/l | | | 1 |
| Unknown PAH | 3.93 | J | ug/l | | | 1 |
| Unknown PAH | 3.78 | J | ug/l | | | 1 |

| Surrogate | % Recovery | Qualifier | Acceptance Criteria |
|---|---|---|---|
| 2-Fluorophenol | 50 | | 21-120 |
| Phenol-d6 | 43 | | 10-120 |
| Nitrobenzene-d5 | 78 | | 23-120 |
| 2-Fluorobiphenyl | 81 | | 15-120 |
| 2,4,6-Tribromophenol | 69 | | 10-120 |
| 4-Terphenyl-d14 | 86 | | 41-149 |

**Project Name:** NORTH MAIN STREET SITE
**Project Number:** 12814, PHASE 7
**Lab Number:** L2316226
**Report Date:** 04/12/23

## SAMPLE RESULTS

Lab ID: L2316226-11
Client ID: TWP-301
Sample Location: 128 NORTH MAIN ST. PORT CHESTER NY
Sample Depth:
Matrix: Water
Analytical Method: 1,8270E-SIM
Analytical Date: 04/01/23 04:47
Analyst: TPR

Date Collected: 03/28/23 14:15
Date Received: 03/28/23
Field Prep: Not Specified

Extraction Method: EPA 3510C
Extraction Date: 03/30/23 16:30

| Parameter | Result | Qualifier | Units | RL | MDL | Dilution Factor |
|---|---|---|---|---|---|---|
| 1,4 Dioxane by 8270E-SIM - Mansfield Lab | | | | | | |
| 1,4-Dioxane | ND | | ng/l | 142 | 32.0 | 1 |

| Surrogate | % Recovery | Qualifier | Acceptance Criteria |
|---|---|---|---|
| 1,4-Dioxane-d8 | 56 | | 15-110 |

**Project Name:** NORTH MAIN STREET SITE
**Project Number:** 12814, PHASE 7
**Lab Number:** L2316226
**Report Date:** 04/12/23

## SAMPLE RESULTS

Lab ID: L2316226-11
Client ID: TWP-301
Sample Location: 128 NORTH MAIN ST. PORT CHESTER NY

Date Collected: 03/28/23 14:15
Date Received: 03/28/23
Field Prep: Not Specified

Sample Depth:
Matrix: Water
Analytical Method: 1,8270E-SIM
Analytical Date: 04/03/23 13:54
Analyst: JJW

Extraction Method: EPA 3510C
Extraction Date: 04/02/23 19:04

| Parameter | Result | Qualifier | Units | RL | MDL | Dilution Factor |
|---|---|---|---|---|---|---|
| Semivolatile Organics by GC/MS-SIM - Westborough Lab | | | | | | |
| Acenaphthene | 0.06 | J | ug/l | 0.10 | 0.01 | 1 |
| 2-Chloronaphthalene | ND | | ug/l | 0.20 | 0.02 | 1 |
| Fluoranthene | 0.75 | | ug/l | 0.10 | 0.02 | 1 |
| Hexachlorobutadiene | ND | | ug/l | 0.50 | 0.05 | 1 |
| Naphthalene | ND | | ug/l | 0.10 | 0.05 | 1 |
| Benzo(a)anthracene | 0.35 | | ug/l | 0.10 | 0.02 | 1 |
| Benzo(a)pyrene | 0.38 | | ug/l | 0.10 | 0.02 | 1 |
| Benzo(b)fluoranthene | 0.42 | | ug/l | 0.10 | 0.01 | 1 |
| Benzo(k)fluoranthene | 0.15 | | ug/l | 0.10 | 0.01 | 1 |
| Chrysene | 0.31 | | ug/l | 0.10 | 0.01 | 1 |
| Acenaphthylene | 0.05 | J | ug/l | 0.10 | 0.01 | 1 |
| Anthracene | 0.10 | | ug/l | 0.10 | 0.01 | 1 |
| Benzo(ghi)perylene | 0.24 | | ug/l | 0.10 | 0.01 | 1 |
| Fluorene | 0.05 | J | ug/l | 0.10 | 0.01 | 1 |
| Phenanthrene | 0.36 | | ug/l | 0.10 | 0.02 | 1 |
| Dibenzo(a,h)anthracene | 0.05 | J | ug/l | 0.10 | 0.01 | 1 |
| Indeno(1,2,3-cd)pyrene | 0.25 | | ug/l | 0.10 | 0.01 | 1 |
| Pyrene | 0.72 | | ug/l | 0.10 | 0.02 | 1 |
| 2-Methylnaphthalene | 0.04 | J | ug/l | 0.10 | 0.02 | 1 |
| Pentachlorophenol | ND | | ug/l | 0.80 | 0.01 | 1 |
| Hexachlorobenzene | ND | | ug/l | 0.80 | 0.01 | 1 |
| Hexachloroethane | ND | | ug/l | 0.80 | 0.06 | 1 |

**Project Name:** NORTH MAIN STREET SITE **Lab Number:** L2316226

**Project Number:** 12814, PHASE 7 **Report Date:** 04/12/23

## SAMPLE RESULTS

| | | | |
|---|---|---|---|
| Lab ID: | L2316226-11 | Date Collected: | 03/28/23 14:15 |
| Client ID: | TWP-301 | Date Received: | 03/28/23 |
| Sample Location: | 128 NORTH MAIN ST. PORT CHESTER NY | Field Prep: | Not Specified |

Sample Depth:

| Parameter | Result | Qualifier | Units | RL | MDL | Dilution Factor |
|---|---|---|---|---|---|---|

Semivolatile Organics by GC/MS-SIM - Westborough Lab

| Surrogate | % Recovery | Qualifier | Acceptance Criteria |
|---|---|---|---|
| 2-Fluorophenol | 65 | | 21-120 |
| Phenol-d6 | 60 | | 10-120 |
| Nitrobenzene-d5 | 113 | | 23-120 |
| 2-Fluorobiphenyl | 78 | | 15-120 |
| 2,4,6-Tribromophenol | 72 | | 10-120 |
| 4-Terphenyl-d14 | 83 | | 41-149 |

**Project Name:** NORTH MAIN STREET SITE
**Project Number:** 12814, PHASE 7
**Lab Number:** L2316226
**Report Date:** 04/12/23

## SAMPLE RESULTS

Lab ID: L2316226-11
Client ID: TWP-301
Sample Location: 128 NORTH MAIN ST. PORT CHESTER NY

Date Collected: 03/28/23 14:15
Date Received: 03/28/23
Field Prep: Not Specified

Sample Depth:
Matrix: Water
Analytical Method: 144,1633
Analytical Date: 04/07/23 17:28
Analyst: RS

Extraction Method: EPA 1633
Extraction Date: 04/06/23 13:45

| Parameter | Result | Qualifier | Units | RL | MDL | Dilution Factor |
|---|---|---|---|---|---|---|
| **Perfluorinated Alkyl Acids by EPA 1633 - Mansfield Lab** | | | | | | |
| Perfluorobutanoic Acid (PFBA) | 13.8 | | ng/l | 5.91 | 0.945 | 1 |
| Perfluoropentanoic Acid (PFPeA) | 8.64 | | ng/l | 2.95 | 0.790 | 1 |
| Perfluorobutanesulfonic Acid (PFBS) | 28.3 | | ng/l | 1.48 | 0.495 | 1 |
| Perfluorohexanoic Acid (PFHxA) | 7.01 | | ng/l | 1.48 | 0.436 | 1 |
| Perfluoroheptanoic Acid (PFHpA) | 3.62 | | ng/l | 1.48 | 0.295 | 1 |
| Perfluorohexanesulfonic Acid (PFHxS) | 4.14 | | ng/l | 1.48 | 0.354 | 1 |
| Perfluorooctanoic Acid (PFOA) | 14.8 | | ng/l | 1.48 | 0.642 | 1 |
| 1H,1H,2H,2H-Perfluorooctanesulfonic Acid (6:2FTS) | ND | | ng/l | 5.91 | 1.99 | 1 |
| Perfluoroheptanesulfonic Acid (PFHpS) | 0.591 | J | ng/l | 1.48 | 0.399 | 1 |
| Perfluorononanoic Acid (PFNA) | 2.95 | | ng/l | 1.48 | 0.465 | 1 |
| Perfluorooctanesulfonic Acid (PFOS) | 30.1 | | ng/l | 1.48 | 0.672 | 1 |
| Perfluorodecanoic Acid (PFDA) | 1.48 | | ng/l | 1.48 | 0.598 | 1 |
| 1H,1H,2H,2H-Perfluorodecanesulfonic Acid (8:2FTS) | ND | | ng/l | 5.91 | 2.30 | 1 |
| N-Methyl Perfluorooctanesulfonamidoacetic Acid (NMeFOSAA) | ND | | ng/l | 1.48 | 0.805 | 1 |
| Perfluoroundecanoic Acid (PFUnA) | ND | | ng/l | 1.48 | 0.642 | 1 |
| Perfluorodecanesulfonic Acid (PFDS) | ND | | ng/l | 1.48 | 0.340 | 1 |
| Perfluorooctanesulfonamide (PFOSA) | ND | | ng/l | 1.48 | 0.399 | 1 |
| N-Ethyl Perfluorooctanesulfonamidoacetic Acid (NEtFOSAA) | ND | | ng/l | 1.48 | 0.797 | 1 |
| Perfluorododecanoic Acid (PFDoA) | ND | | ng/l | 1.48 | 0.679 | 1 |
| Perfluorotridecanoic Acid (PFTrDA) | ND | | ng/l | 1.48 | 0.554 | 1 |
| Perfluorotetradecanoic Acid (PFTeDA) | ND | | ng/l | 1.48 | 0.391 | 1 |
| PFOA/PFOS, Total | 44.9 | | ng/l | 1.48 | 0.642 | 1 |

**Project Name:** NORTH MAIN STREET SITE **Lab Number:** L2316226

**Project Number:** 12814, PHASE 7 **Report Date:** 04/12/23

## SAMPLE RESULTS

| | | | |
|---|---|---|---|
| Lab ID: | L2316226-11 | Date Collected: | 03/28/23 14:15 |
| Client ID: | TWP-301 | Date Received: | 03/28/23 |
| Sample Location: | 128 NORTH MAIN ST. PORT CHESTER NY | Field Prep: | Not Specified |

Sample Depth:

| Parameter | Result | Qualifier | Units | RL | MDL | Dilution Factor |
|---|---|---|---|---|---|---|

Perfluorinated Alkyl Acids by EPA 1633 - Mansfield Lab

| Surrogate | % Recovery | Qualifier | Acceptance Criteria |
|---|---|---|---|
| Perfluoro-n-[13C4]Butanoic Acid (13C4-PFBA) | 88 | | 20-150 |
| Perfluoro-n-[13C5]Pentanoic Acid (13C5-PFPeA) | 86 | | 20-150 |
| Perfluoro-1-[2,3,4-13C3]Butanesulfonic Acid (13C3-PFBS) | 84 | | 20-150 |
| Perfluoro-n-[1,2,3,4,6-13C5]Hexanoic Acid (13C5-PFHxA) | 86 | | 20-150 |
| Perfluoro-n-[1,2,3,4-13C4]Heptanoic Acid (13C4-PFHpA) | 72 | | 20-150 |
| Perfluoro-1-[1,2,3-13C3]Hexanesulfonic Acid (13C3-PFHxS) | 83 | | 20-150 |
| Perfluoro-n-[13C8]Octanoic Acid (13C8-PFOA) | 82 | | 20-150 |
| 1H,1H,2H,2H-Perfluoro-1-[1,2-13C2]Octanesulfonic Acid (13C2-6:2FTS) | 89 | | 20-150 |
| Perfluoro-n-[13C9]Nonanoic Acid (13C9-PFNA) | 85 | | 20-150 |
| Perfluoro-1-[13C8]Octanesulfonic Acid (13C8-PFOS) | 83 | | 20-150 |
| Perfluoro-n-[1,2,3,4,5,6-13C6]Decanoic Acid (13C6-PFDA) | 74 | | 20-150 |
| 1H,1H,2H,2H-Perfluoro-1-[1,2-13C2]Decanesulfonic Acid (13C2-8:2FTS) | 97 | | 20-150 |
| N-Methyl-d3-perfluoro-1-octanesulfonamidoacetic Acid (D3-NMeFOSAA) | 73 | | 20-150 |
| Perfluoro-n-[1,2,3,4,5,6,7-13C7]Undecanoic Acid (13C7-PFUnA) | 62 | | 20-150 |
| Perfluoro-1-[13C8]Octanesulfonamide (13C8-PFOSA) | 44 | | 20-150 |
| N-Ethyl-d5-perfluoro-1-octanesulfonamidoacetic Acid (D5-NEtFOSAA) | 46 | | 20-150 |
| Perfluoro-n-[1,2-13C2]Dodecanoic Acid (13C2-PFDoA) | 53 | | 20-150 |
| Perfluoro-n-[1,2-13C2]Tetradecanoic Acid (13C2-PFTeDA) | 35 | | 20-150 |

**Project Name:** NORTH MAIN STREET SITE
**Project Number:** 12814, PHASE 7

**Lab Number:** L2316226
**Report Date:** 04/12/23

# Method Blank Analysis
## Batch Quality Control

Analytical Method: 1,8270E
Analytical Date: 03/31/23 01:36
Analyst: SZ

Extraction Method: EPA 3546
Extraction Date: 03/29/23 23:20

| Parameter | Result | Qualifier | Units | RL | MDL |
|---|---|---|---|---|---|
| Semivolatile Organics by GC/MS - Westborough Lab for sample(s): 01-03,05-10 Batch: WG1760487-1 | | | | | |
| Acenaphthene | ND | | ug/kg | 130 | 17. |
| 1,2,4-Trichlorobenzene | ND | | ug/kg | 160 | 19. |
| Hexachlorobenzene | ND | | ug/kg | 98 | 18. |
| Bis(2-chloroethyl)ether | ND | | ug/kg | 150 | 22. |
| 2-Chloronaphthalene | ND | | ug/kg | 160 | 16. |
| 1,2-Dichlorobenzene | ND | | ug/kg | 160 | 29. |
| 1,3-Dichlorobenzene | ND | | ug/kg | 160 | 28. |
| 1,4-Dichlorobenzene | ND | | ug/kg | 160 | 29. |
| 3,3'-Dichlorobenzidine | ND | | ug/kg | 160 | 44. |
| 2,4-Dinitrotoluene | ND | | ug/kg | 160 | 33. |
| 2,6-Dinitrotoluene | ND | | ug/kg | 160 | 28. |
| Fluoranthene | ND | | ug/kg | 98 | 19. |
| 4-Chlorophenyl phenyl ether | ND | | ug/kg | 160 | 18. |
| 4-Bromophenyl phenyl ether | ND | | ug/kg | 160 | 25. |
| Bis(2-chloroisopropyl)ether | ND | | ug/kg | 200 | 28. |
| Bis(2-chloroethoxy)methane | ND | | ug/kg | 180 | 16. |
| Hexachlorobutadiene | ND | | ug/kg | 160 | 24. |
| Hexachlorocyclopentadiene | ND | | ug/kg | 470 | 150 |
| Hexachloroethane | ND | | ug/kg | 130 | 26. |
| Isophorone | ND | | ug/kg | 150 | 21. |
| Naphthalene | ND | | ug/kg | 160 | 20. |
| Nitrobenzene | ND | | ug/kg | 150 | 24. |
| NDPA/DPA | ND | | ug/kg | 130 | 19. |
| n-Nitrosodi-n-propylamine | ND | | ug/kg | 160 | 25. |
| Bis(2-ethylhexyl)phthalate | ND | | ug/kg | 160 | 57. |
| Butyl benzyl phthalate | ND | | ug/kg | 160 | 41. |
| Di-n-butylphthalate | ND | | ug/kg | 160 | 31. |
| Di-n-octylphthalate | ND | | ug/kg | 160 | 56. |
| Diethyl phthalate | ND | | ug/kg | 160 | 15. |

**Project Name:** NORTH MAIN STREET SITE
**Project Number:** 12814, PHASE 7

**Lab Number:** L2316226
**Report Date:** 04/12/23

# Method Blank Analysis
## Batch Quality Control

Analytical Method: 1,8270E
Analytical Date: 03/31/23 01:36
Analyst: SZ

Extraction Method: EPA 3546
Extraction Date: 03/29/23 23:20

| Parameter | Result | Qualifier | Units | RL | MDL |
|---|---|---|---|---|---|
| Semivolatile Organics by GC/MS - Westborough Lab for sample(s): 01-03,05-10 Batch: WG1760487-1 | | | | | |
| Dimethyl phthalate | ND | | ug/kg | 160 | 34. |
| Benzo(a)anthracene | ND | | ug/kg | 98 | 18. |
| Benzo(a)pyrene | ND | | ug/kg | 130 | 40. |
| Benzo(b)fluoranthene | ND | | ug/kg | 98 | 28. |
| Benzo(k)fluoranthene | ND | | ug/kg | 98 | 26. |
| Chrysene | ND | | ug/kg | 98 | 17. |
| Acenaphthylene | ND | | ug/kg | 130 | 25. |
| Anthracene | ND | | ug/kg | 98 | 32. |
| Benzo(ghi)perylene | ND | | ug/kg | 130 | 19. |
| Fluorene | ND | | ug/kg | 160 | 16. |
| Phenanthrene | ND | | ug/kg | 98 | 20. |
| Dibenzo(a,h)anthracene | ND | | ug/kg | 98 | 19. |
| Indeno(1,2,3-cd)pyrene | ND | | ug/kg | 130 | 23. |
| Pyrene | ND | | ug/kg | 98 | 16. |
| Biphenyl | ND | | ug/kg | 370 | 21. |
| 4-Chloroaniline | ND | | ug/kg | 160 | 30. |
| 2-Nitroaniline | ND | | ug/kg | 160 | 32. |
| 3-Nitroaniline | ND | | ug/kg | 160 | 31. |
| 4-Nitroaniline | ND | | ug/kg | 160 | 68. |
| Dibenzofuran | ND | | ug/kg | 160 | 16. |
| 2-Methylnaphthalene | ND | | ug/kg | 200 | 20. |
| 1,2,4,5-Tetrachlorobenzene | ND | | ug/kg | 160 | 17. |
| Acetophenone | ND | | ug/kg | 160 | 20. |
| 2,4,6-Trichlorophenol | ND | | ug/kg | 98 | 31. |
| p-Chloro-m-cresol | ND | | ug/kg | 160 | 24. |
| 2-Chlorophenol | ND | | ug/kg | 160 | 19. |
| 2,4-Dichlorophenol | ND | | ug/kg | 150 | 26. |
| 2,4-Dimethylphenol | ND | | ug/kg | 160 | 54. |
| 2-Nitrophenol | ND | | ug/kg | 350 | 62. |

**Project Name:** NORTH MAIN STREET SITE
**Project Number:** 12814, PHASE 7

**Lab Number:** L2316226
**Report Date:** 04/12/23

# Method Blank Analysis
## Batch Quality Control

Analytical Method: 1,8270E
Analytical Date: 03/31/23 01:36
Analyst: SZ

Extraction Method: EPA 3546
Extraction Date: 03/29/23 23:20

| Parameter | Result | Qualifier | Units | RL | MDL |
|---|---|---|---|---|---|
| Semivolatile Organics by GC/MS - Westborough Lab for sample(s): 01-03,05-10 Batch: WG1760487-1 | | | | | |
| 4-Nitrophenol | ND | | ug/kg | 230 | 67. |
| 2,4-Dinitrophenol | ND | | ug/kg | 790 | 76. |
| 4,6-Dinitro-o-cresol | ND | | ug/kg | 430 | 79. |
| Pentachlorophenol | ND | | ug/kg | 130 | 36. |
| Phenol | ND | | ug/kg | 160 | 25. |
| 2-Methylphenol | ND | | ug/kg | 160 | 25. |
| 3-Methylphenol/4-Methylphenol | ND | | ug/kg | 240 | 26. |
| 2,4,5-Trichlorophenol | ND | | ug/kg | 160 | 31. |
| Benzoic Acid | ND | | ug/kg | 530 | 160 |
| Benzyl Alcohol | ND | | ug/kg | 160 | 50. |
| Carbazole | ND | | ug/kg | 160 | 16. |
| 1,4-Dioxane | ND | | ug/kg | 24 | 7.5 |

Tentatively Identified Compounds

| | | |
|---|---|---|
| No Tentatively Identified Compounds | ND | ug/kg |

| Surrogate | %Recovery | Qualifier | Acceptance Criteria |
|---|---|---|---|
| 2-Fluorophenol | 61 | | 25-120 |
| Phenol-d6 | 62 | | 10-120 |
| Nitrobenzene-d5 | 57 | | 23-120 |
| 2-Fluorobiphenyl | 65 | | 30-120 |
| 2,4,6-Tribromophenol | 59 | | 10-136 |
| 4-Terphenyl-d14 | 67 | | 18-120 |

**Project Name:** NORTH MAIN STREET SITE
**Project Number:** 12814, PHASE 7

**Lab Number:** L2316226
**Report Date:** 04/12/23

# Method Blank Analysis
## Batch Quality Control

Analytical Method: 1,8270E-SIM
Analytical Date: 03/31/23 06:36
Analyst: TPR

Extraction Method: EPA 3510C
Extraction Date: 03/30/23 16:30

| Parameter | Result | Qualifier | Units | RL | MDL |
|---|---|---|---|---|---|
| 1,4 Dioxane by 8270E-SIM - Mansfield Lab for sample(s): 11 Batch: WG1760944-1 | | | | | |
| 1,4-Dioxane | ND | | ng/l | 150 | 33.9 |

| Surrogate | %Recovery | Qualifier | Acceptance Criteria |
|---|---|---|---|
| 1,4-Dioxane-d8 | 59 | | 15-110 |

**Project Name:** NORTH MAIN STREET SITE
**Project Number:** 12814, PHASE 7

**Lab Number:** L2316226
**Report Date:** 04/12/23

# Method Blank Analysis
## Batch Quality Control

Analytical Method: 1,8270E
Analytical Date: 03/31/23 14:52
Analyst: JG

Extraction Method: EPA 3546
Extraction Date: 03/30/23 22:22

| Parameter | Result | Qualifier | Units | RL | MDL |
|---|---|---|---|---|---|
| Semivolatile Organics by GC/MS - Westborough Lab for sample(s): 04 Batch: WG1761047-1 | | | | | |
| Acenaphthene | ND | | ug/kg | 130 | 17. |
| 1,2,4-Trichlorobenzene | ND | | ug/kg | 160 | 19. |
| Hexachlorobenzene | ND | | ug/kg | 99 | 18. |
| Bis(2-chloroethyl)ether | ND | | ug/kg | 150 | 22. |
| 2-Chloronaphthalene | ND | | ug/kg | 160 | 16. |
| 1,2-Dichlorobenzene | ND | | ug/kg | 160 | 30. |
| 1,3-Dichlorobenzene | ND | | ug/kg | 160 | 28. |
| 1,4-Dichlorobenzene | ND | | ug/kg | 160 | 29. |
| 3,3'-Dichlorobenzidine | ND | | ug/kg | 160 | 44. |
| 2,4-Dinitrotoluene | ND | | ug/kg | 160 | 33. |
| 2,6-Dinitrotoluene | ND | | ug/kg | 160 | 28. |
| Fluoranthene | ND | | ug/kg | 99 | 19. |
| 4-Chlorophenyl phenyl ether | ND | | ug/kg | 160 | 18. |
| 4-Bromophenyl phenyl ether | ND | | ug/kg | 160 | 25. |
| Bis(2-chloroisopropyl)ether | ND | | ug/kg | 200 | 28. |
| Bis(2-chloroethoxy)methane | ND | | ug/kg | 180 | 16. |
| Hexachlorobutadiene | ND | | ug/kg | 160 | 24. |
| Hexachlorocyclopentadiene | ND | | ug/kg | 470 | 150 |
| Hexachloroethane | ND | | ug/kg | 130 | 27. |
| Isophorone | ND | | ug/kg | 150 | 21. |
| Naphthalene | ND | | ug/kg | 160 | 20. |
| Nitrobenzene | ND | | ug/kg | 150 | 24. |
| NDPA/DPA | ND | | ug/kg | 130 | 19. |
| n-Nitrosodi-n-propylamine | ND | | ug/kg | 160 | 26. |
| Bis(2-ethylhexyl)phthalate | ND | | ug/kg | 160 | 57. |
| Butyl benzyl phthalate | ND | | ug/kg | 160 | 42. |
| Di-n-butylphthalate | ND | | ug/kg | 160 | 31. |
| Di-n-octylphthalate | ND | | ug/kg | 160 | 56. |
| Diethyl phthalate | ND | | ug/kg | 160 | 15. |

**Project Name:** NORTH MAIN STREET SITE
**Project Number:** 12814, PHASE 7

**Lab Number:** L2316226
**Report Date:** 04/12/23

# Method Blank Analysis
## Batch Quality Control

Analytical Method: 1,8270E
Analytical Date: 03/31/23 14:52
Analyst: JG

Extraction Method: EPA 3546
Extraction Date: 03/30/23 22:22

| Parameter | Result | Qualifier | Units | RL | MDL |
|---|---|---|---|---|---|
| Semivolatile Organics by GC/MS - Westborough Lab for sample(s): 04 Batch: WG1761047-1 | | | | | |
| Dimethyl phthalate | ND | | ug/kg | 160 | 35. |
| Benzo(a)anthracene | ND | | ug/kg | 99 | 19. |
| Benzo(a)pyrene | ND | | ug/kg | 130 | 40. |
| Benzo(b)fluoranthene | ND | | ug/kg | 99 | 28. |
| Benzo(k)fluoranthene | ND | | ug/kg | 99 | 26. |
| Chrysene | ND | | ug/kg | 99 | 17. |
| Acenaphthylene | ND | | ug/kg | 130 | 26. |
| Anthracene | ND | | ug/kg | 99 | 32. |
| Benzo(ghi)perylene | ND | | ug/kg | 130 | 19. |
| Fluorene | ND | | ug/kg | 160 | 16. |
| Phenanthrene | ND | | ug/kg | 99 | 20. |
| Dibenzo(a,h)anthracene | ND | | ug/kg | 99 | 19. |
| Indeno(1,2,3-cd)pyrene | ND | | ug/kg | 130 | 23. |
| Pyrene | ND | | ug/kg | 99 | 16. |
| Biphenyl | ND | | ug/kg | 380 | 22. |
| 4-Chloroaniline | ND | | ug/kg | 160 | 30. |
| 2-Nitroaniline | ND | | ug/kg | 160 | 32. |
| 3-Nitroaniline | ND | | ug/kg | 160 | 31. |
| 4-Nitroaniline | ND | | ug/kg | 160 | 68. |
| Dibenzofuran | ND | | ug/kg | 160 | 16. |
| 2-Methylnaphthalene | ND | | ug/kg | 200 | 20. |
| 1,2,4,5-Tetrachlorobenzene | ND | | ug/kg | 160 | 17. |
| Acetophenone | ND | | ug/kg | 160 | 20. |
| 2,4,6-Trichlorophenol | ND | | ug/kg | 99 | 31. |
| p-Chloro-m-cresol | ND | | ug/kg | 160 | 25. |
| 2-Chlorophenol | ND | | ug/kg | 160 | 20. |
| 2,4-Dichlorophenol | ND | | ug/kg | 150 | 27. |
| 2,4-Dimethylphenol | ND | | ug/kg | 160 | 55. |
| 2-Nitrophenol | ND | | ug/kg | 360 | 62. |

**Project Name:** NORTH MAIN STREET SITE
**Project Number:** 12814, PHASE 7

**Lab Number:** L2316226
**Report Date:** 04/12/23

# Method Blank Analysis
## Batch Quality Control

Analytical Method: 1,8270E
Analytical Date: 03/31/23 14:52
Analyst: JG

Extraction Method: EPA 3546
Extraction Date: 03/30/23 22:22

| Parameter | Result | Qualifier | Units | RL | MDL |
|---|---|---|---|---|---|
| Semivolatile Organics by GC/MS - Westborough Lab for sample(s): 04 Batch: WG1761047-1 | | | | | |
| 4-Nitrophenol | ND | | ug/kg | 230 | 68. |
| 2,4-Dinitrophenol | ND | | ug/kg | 790 | 77. |
| 4,6-Dinitro-o-cresol | ND | | ug/kg | 430 | 79. |
| Pentachlorophenol | ND | | ug/kg | 130 | 36. |
| Phenol | ND | | ug/kg | 160 | 25. |
| 2-Methylphenol | ND | | ug/kg | 160 | 26. |
| 3-Methylphenol/4-Methylphenol | ND | | ug/kg | 240 | 26. |
| 2,4,5-Trichlorophenol | ND | | ug/kg | 160 | 32. |
| Benzoic Acid | ND | | ug/kg | 540 | 170 |
| Benzyl Alcohol | ND | | ug/kg | 160 | 51. |
| Carbazole | ND | | ug/kg | 160 | 16. |
| 1,4-Dioxane | ND | | ug/kg | 25 | 7.6 |

Tentatively Identified Compounds

| | | | |
|---|---|---|---|
| Total TIC Compounds | 139 | J | ug/kg |
| Unknown | 139 | J | ug/kg |

| Surrogate | %Recovery | Qualifier | Acceptance Criteria |
|---|---|---|---|
| 2-Fluorophenol | 59 | | 25-120 |
| Phenol-d6 | 60 | | 10-120 |
| Nitrobenzene-d5 | 58 | | 23-120 |
| 2-Fluorobiphenyl | 63 | | 30-120 |
| 2,4,6-Tribromophenol | 74 | | 10-136 |
| 4-Terphenyl-d14 | 68 | | 18-120 |

**Project Name:** NORTH MAIN STREET SITE
**Project Number:** 12814, PHASE 7

**Lab Number:** L2316226
**Report Date:** 04/12/23

# Method Blank Analysis
## Batch Quality Control

Analytical Method: 1,8270E
Analytical Date: 04/02/23 12:01
Analyst: CMM

Extraction Method: EPA 3510C
Extraction Date: 04/01/23 09:26

| Parameter | Result | Qualifier | Units | RL | MDL |
|---|---|---|---|---|---|
| Semivolatile Organics by GC/MS - Westborough Lab for sample(s): 11 Batch: WG1761567-1 | | | | | |
| Acenaphthene | ND | | ug/l | 2.0 | 0.44 |
| 1,2,4-Trichlorobenzene | ND | | ug/l | 5.0 | 0.50 |
| Hexachlorobenzene | ND | | ug/l | 2.0 | 0.46 |
| Bis(2-chloroethyl)ether | ND | | ug/l | 2.0 | 0.50 |
| 2-Chloronaphthalene | ND | | ug/l | 2.0 | 0.44 |
| 1,2-Dichlorobenzene | ND | | ug/l | 2.0 | 0.45 |
| 1,3-Dichlorobenzene | ND | | ug/l | 2.0 | 0.40 |
| 1,4-Dichlorobenzene | ND | | ug/l | 2.0 | 0.43 |
| 3,3'-Dichlorobenzidine | ND | | ug/l | 5.0 | 1.6 |
| 2,4-Dinitrotoluene | ND | | ug/l | 5.0 | 1.2 |
| 2,6-Dinitrotoluene | ND | | ug/l | 5.0 | 0.93 |
| Fluoranthene | ND | | ug/l | 2.0 | 0.26 |
| 4-Chlorophenyl phenyl ether | ND | | ug/l | 2.0 | 0.49 |
| 4-Bromophenyl phenyl ether | ND | | ug/l | 2.0 | 0.38 |
| Bis(2-chloroisopropyl)ether | ND | | ug/l | 2.0 | 0.53 |
| Bis(2-chloroethoxy)methane | ND | | ug/l | 5.0 | 0.50 |
| Hexachlorobutadiene | ND | | ug/l | 2.0 | 0.66 |
| Hexachlorocyclopentadiene | ND | | ug/l | 20 | 0.69 |
| Hexachloroethane | ND | | ug/l | 2.0 | 0.58 |
| Isophorone | ND | | ug/l | 5.0 | 1.2 |
| Naphthalene | ND | | ug/l | 2.0 | 0.46 |
| Nitrobenzene | ND | | ug/l | 2.0 | 0.77 |
| NDPA/DPA | ND | | ug/l | 2.0 | 0.42 |
| n-Nitrosodi-n-propylamine | ND | | ug/l | 5.0 | 0.64 |
| Bis(2-ethylhexyl)phthalate | ND | | ug/l | 3.0 | 1.5 |
| Butyl benzyl phthalate | ND | | ug/l | 5.0 | 1.2 |
| Di-n-butylphthalate | ND | | ug/l | 5.0 | 0.39 |
| Di-n-octylphthalate | ND | | ug/l | 5.0 | 1.3 |
| Diethyl phthalate | ND | | ug/l | 5.0 | 0.38 |

**Project Name:** NORTH MAIN STREET SITE
**Project Number:** 12814, PHASE 7

**Lab Number:** L2316226
**Report Date:** 04/12/23

# Method Blank Analysis
## Batch Quality Control

Analytical Method: 1,8270E
Analytical Date: 04/02/23 12:01
Analyst: CMM

Extraction Method: EPA 3510C
Extraction Date: 04/01/23 09:26

| Parameter | Result | Qualifier | Units | RL | MDL |
|---|---|---|---|---|---|
| Semivolatile Organics by GC/MS - Westborough Lab for sample(s): 11 Batch: WG1761567-1 | | | | | |
| Dimethyl phthalate | ND | | ug/l | 5.0 | 1.8 |
| Benzo(a)anthracene | ND | | ug/l | 2.0 | 0.32 |
| Benzo(a)pyrene | ND | | ug/l | 2.0 | 0.41 |
| Benzo(b)fluoranthene | ND | | ug/l | 2.0 | 0.35 |
| Benzo(k)fluoranthene | ND | | ug/l | 2.0 | 0.37 |
| Chrysene | ND | | ug/l | 2.0 | 0.34 |
| Acenaphthylene | ND | | ug/l | 2.0 | 0.46 |
| Anthracene | ND | | ug/l | 2.0 | 0.33 |
| Benzo(ghi)perylene | ND | | ug/l | 2.0 | 0.30 |
| Fluorene | ND | | ug/l | 2.0 | 0.41 |
| Phenanthrene | ND | | ug/l | 2.0 | 0.33 |
| Dibenzo(a,h)anthracene | ND | | ug/l | 2.0 | 0.32 |
| Indeno(1,2,3-cd)pyrene | ND | | ug/l | 2.0 | 0.40 |
| Pyrene | ND | | ug/l | 2.0 | 0.28 |
| Biphenyl | ND | | ug/l | 2.0 | 0.46 |
| 4-Chloroaniline | ND | | ug/l | 5.0 | 1.1 |
| 2-Nitroaniline | ND | | ug/l | 5.0 | 0.50 |
| 3-Nitroaniline | ND | | ug/l | 5.0 | 0.81 |
| 4-Nitroaniline | ND | | ug/l | 5.0 | 0.80 |
| Dibenzofuran | ND | | ug/l | 2.0 | 0.50 |
| 2-Methylnaphthalene | ND | | ug/l | 2.0 | 0.45 |
| 1,2,4,5-Tetrachlorobenzene | ND | | ug/l | 10 | 0.44 |
| Acetophenone | ND | | ug/l | 5.0 | 0.53 |
| 2,4,6-Trichlorophenol | ND | | ug/l | 5.0 | 0.61 |
| p-Chloro-m-cresol | ND | | ug/l | 2.0 | 0.35 |
| 2-Chlorophenol | ND | | ug/l | 2.0 | 0.48 |
| 2,4-Dichlorophenol | ND | | ug/l | 5.0 | 0.41 |
| 2,4-Dimethylphenol | ND | | ug/l | 5.0 | 1.8 |
| 2-Nitrophenol | ND | | ug/l | 10 | 0.85 |

**Project Name:** NORTH MAIN STREET SITE
**Project Number:** 12814, PHASE 7

**Lab Number:** L2316226
**Report Date:** 04/12/23

# Method Blank Analysis
## Batch Quality Control

Analytical Method: 1,8270E
Analytical Date: 04/02/23 12:01
Analyst: CMM

Extraction Method: EPA 3510C
Extraction Date: 04/01/23 09:26

| Parameter | Result | Qualifier | Units | RL | MDL |
|---|---|---|---|---|---|
| Semivolatile Organics by GC/MS - Westborough Lab for sample(s): 11 Batch: WG1761567-1 | | | | | |
| 4-Nitrophenol | ND | | ug/l | 10 | 0.67 |
| 2,4-Dinitrophenol | ND | | ug/l | 20 | 6.6 |
| 4,6-Dinitro-o-cresol | ND | | ug/l | 10 | 1.8 |
| Pentachlorophenol | ND | | ug/l | 10 | 1.8 |
| Phenol | ND | | ug/l | 5.0 | 0.57 |
| 2-Methylphenol | ND | | ug/l | 5.0 | 0.49 |
| 3-Methylphenol/4-Methylphenol | ND | | ug/l | 5.0 | 0.48 |
| 2,4,5-Trichlorophenol | ND | | ug/l | 5.0 | 0.77 |
| Benzoic Acid | ND | | ug/l | 50 | 2.6 |
| Benzyl Alcohol | ND | | ug/l | 2.0 | 0.59 |
| Carbazole | ND | | ug/l | 2.0 | 0.49 |

| Tentatively Identified Compounds | | | |
|---|---|---|---|
| Total TIC Compounds | 24.4 | J | ug/l |
| Unknown | 2.54 | J | ug/l |
| Unknown | 1.60 | J | ug/l |
| Unknown | 1.53 | J | ug/l |
| Unknown Organic Acid | 4.84 | J | ug/l |
| Unknown | 1.67 | J | ug/l |
| Unknown Organic Acid | 8.00 | J | ug/l |
| Unknown | 1.78 | J | ug/l |
| Unknown | 2.44 | J | ug/l |

**Project Name:** NORTH MAIN STREET SITE
**Project Number:** 12814, PHASE 7

**Lab Number:** L2316226
**Report Date:** 04/12/23

# Method Blank Analysis
## Batch Quality Control

Analytical Method: 1,8270E
Analytical Date: 04/02/23 12:01
Analyst: CMM

Extraction Method: EPA 3510C
Extraction Date: 04/01/23 09:26

| Parameter | Result | Qualifier | Units | RL | MDL |
|---|---|---|---|---|---|
| Semivolatile Organics by GC/MS - Westborough Lab for sample(s): 11 Batch: WG1761567-1 | | | | | |

| Surrogate | %Recovery | Qualifier | Acceptance Criteria |
|---|---|---|---|
| 2-Fluorophenol | 66 | | 21-120 |
| Phenol-d6 | 51 | | 10-120 |
| Nitrobenzene-d5 | 89 | | 23-120 |
| 2-Fluorobiphenyl | 88 | | 15-120 |
| 2,4,6-Tribromophenol | 85 | | 10-120 |
| 4-Terphenyl-d14 | 99 | | 41-149 |

**Project Name:** NORTH MAIN STREET SITE
**Project Number:** 12814, PHASE 7

**Lab Number:** L2316226
**Report Date:** 04/12/23

# Method Blank Analysis
## Batch Quality Control

Analytical Method: 1,8270E-SIM
Analytical Date: 04/03/23 12:33
Analyst: JJW

Extraction Method: EPA 3510C
Extraction Date: 04/02/23 19:04

| Parameter | Result | Qualifier | Units | RL | MDL |
|---|---|---|---|---|---|
| Semivolatile Organics by GC/MS-SIM - Westborough Lab for sample(s): 11 Batch: WG1761839-1 | | | | | |
| Acenaphthene | ND | | ug/l | 0.10 | 0.01 |
| 2-Chloronaphthalene | ND | | ug/l | 0.20 | 0.02 |
| Fluoranthene | ND | | ug/l | 0.10 | 0.02 |
| Hexachlorobutadiene | ND | | ug/l | 0.50 | 0.05 |
| Naphthalene | ND | | ug/l | 0.10 | 0.05 |
| Benzo(a)anthracene | 0.02 | J | ug/l | 0.10 | 0.02 |
| Benzo(a)pyrene | ND | | ug/l | 0.10 | 0.02 |
| Benzo(b)fluoranthene | ND | | ug/l | 0.10 | 0.01 |
| Benzo(k)fluoranthene | ND | | ug/l | 0.10 | 0.01 |
| Chrysene | ND | | ug/l | 0.10 | 0.01 |
| Acenaphthylene | ND | | ug/l | 0.10 | 0.01 |
| Anthracene | ND | | ug/l | 0.10 | 0.01 |
| Benzo(ghi)perylene | ND | | ug/l | 0.10 | 0.01 |
| Fluorene | ND | | ug/l | 0.10 | 0.01 |
| Phenanthrene | 0.03 | J | ug/l | 0.10 | 0.02 |
| Dibenzo(a,h)anthracene | ND | | ug/l | 0.10 | 0.01 |
| Indeno(1,2,3-cd)pyrene | ND | | ug/l | 0.10 | 0.01 |
| Pyrene | ND | | ug/l | 0.10 | 0.02 |
| 2-Methylnaphthalene | ND | | ug/l | 0.10 | 0.02 |
| Pentachlorophenol | 0.17 | J | ug/l | 0.80 | 0.01 |
| Hexachlorobenzene | ND | | ug/l | 0.80 | 0.01 |
| Hexachloroethane | ND | | ug/l | 0.80 | 0.06 |

**Project Name:** NORTH MAIN STREET SITE
**Project Number:** 12814, PHASE 7

**Lab Number:** L2316226
**Report Date:** 04/12/23

# Method Blank Analysis
## Batch Quality Control

Analytical Method: 1,8270E-SIM
Analytical Date: 04/03/23 12:33
Analyst: JJW

Extraction Method: EPA 3510C
Extraction Date: 04/02/23 19:04

| Parameter | Result | Qualifier | Units | RL | MDL |
|---|---|---|---|---|---|
| Semivolatile Organics by GC/MS-SIM - Westborough Lab for sample(s): 11 Batch: WG1761839-1 | | | | | |

| Surrogate | %Recovery | Qualifier | Acceptance Criteria |
|---|---|---|---|
| 2-Fluorophenol | 85 | | 21-120 |
| Phenol-d6 | 74 | | 10-120 |
| Nitrobenzene-d5 | **122** | Q | 23-120 |
| 2-Fluorobiphenyl | 86 | | 15-120 |
| 2,4,6-Tribromophenol | 91 | | 10-120 |
| 4-Terphenyl-d14 | 101 | | 41-149 |

**Project Name:** NORTH MAIN STREET SITE
**Project Number:** 12814, PHASE 7

**Lab Number:** L2316226
**Report Date:** 04/12/23

# Method Blank Analysis
## Batch Quality Control

Analytical Method: 144,1633
Analytical Date: 04/07/23 12:58
Analyst: RS

Extraction Method: EPA 1633
Extraction Date: 04/06/23 13:45

| Parameter | Result | Qualifier | Units | RL | MDL |
|---|---|---|---|---|---|
| Perfluorinated Alkyl Acids by EPA 1633 - Mansfield Lab for sample(s): 11 Batch: WG1763564-1 | | | | | |
| Perfluorobutanoic Acid (PFBA) | ND | | ng/l | 6.27 | 1.00 |
| Perfluoropentanoic Acid (PFPeA) | ND | | ng/l | 3.14 | 0.839 |
| Perfluorobutanesulfonic Acid (PFBS) | ND | | ng/l | 1.57 | 0.525 |
| Perfluorohexanoic Acid (PFHxA) | ND | | ng/l | 1.57 | 0.463 |
| Perfluoroheptanoic Acid (PFHpA) | ND | | ng/l | 1.57 | 0.314 |
| Perfluorohexanesulfonic Acid (PFHxS) | ND | | ng/l | 1.57 | 0.376 |
| Perfluorooctanoic Acid (PFOA) | ND | | ng/l | 1.57 | 0.682 |
| 1H,1H,2H,2H-Perfluorooctanesulfonic Acid (6:2FTS) | ND | | ng/l | 6.27 | 2.12 |
| Perfluoroheptanesulfonic Acid (PFHpS) | ND | | ng/l | 1.57 | 0.424 |
| Perfluorononanoic Acid (PFNA) | ND | | ng/l | 1.57 | 0.494 |
| Perfluorooctanesulfonic Acid (PFOS) | ND | | ng/l | 1.57 | 0.714 |
| Perfluorodecanoic Acid (PFDA) | ND | | ng/l | 1.57 | 0.635 |
| 1H,1H,2H,2H-Perfluorodecanesulfonic Acid (8:2FTS) | ND | | ng/l | 6.27 | 2.44 |
| N-Methyl Perfluorooctanesulfonamidoacetic Acid (NMeFOSAA) | ND | | ng/l | 1.57 | 0.855 |
| Perfluoroundecanoic Acid (PFUnA) | ND | | ng/l | 1.57 | 0.682 |
| Perfluorodecanesulfonic Acid (PFDS) | ND | | ng/l | 1.57 | 0.361 |
| Perfluorooctanesulfonamide (PFOSA) | ND | | ng/l | 1.57 | 0.424 |
| N-Ethyl Perfluorooctanesulfonamidoacetic Acid (NEtFOSAA) | ND | | ng/l | 1.57 | 0.847 |
| Perfluorododecanoic Acid (PFDoA) | ND | | ng/l | 1.57 | 0.722 |
| Perfluorotridecanoic Acid (PFTrDA) | ND | | ng/l | 1.57 | 0.588 |
| Perfluorotetradecanoic Acid (PFTeDA) | ND | | ng/l | 1.57 | 0.416 |
| PFOA/PFOS, Total | ND | | ng/l | 1.57 | 0.682 |

**Project Name:** NORTH MAIN STREET SITE
**Project Number:** 12814, PHASE 7

**Lab Number:** L2316226
**Report Date:** 04/12/23

# Method Blank Analysis
## Batch Quality Control

Analytical Method: 144,1633
Analytical Date: 04/07/23 12:58
Analyst: RS

Extraction Method: EPA 1633
Extraction Date: 04/06/23 13:45

| Parameter | Result | Qualifier | Units | RL | MDL |
|---|---|---|---|---|---|
| Perfluorinated Alkyl Acids by EPA 1633 - Mansfield Lab for sample(s): 11 Batch: WG1763564-1 | | | | | |

| Surrogate | %Recovery | Qualifier | Acceptance Criteria |
|---|---|---|---|
| Perfluoro-n-[13C4]Butanoic Acid (13C4-PFBA) | 89 | | 20-150 |
| Perfluoro-n-[13C5]Pentanoic Acid (13C5-PFPeA) | 93 | | 20-150 |
| Perfluoro-1-[2,3,4-13C3]Butanesulfonic Acid (13C3-PFBS) | 97 | | 20-150 |
| Perfluoro-n-[1,2,3,4,6-13C5]Hexanoic Acid (13C5-PFHxA) | 90 | | 20-150 |
| Perfluoro-n-[1,2,3,4-13C4]Heptanoic Acid (13C4-PFHpA) | 75 | | 20-150 |
| Perfluoro-1-[1,2,3-13C3]Hexanesulfonic Acid (13C3-PFHxS) | 89 | | 20-150 |
| Perfluoro-n-[13C8]Octanoic Acid (13C8-PFOA) | 87 | | 20-150 |
| 1H,1H,2H,2H-Perfluoro-1-[1,2-13C2]Octanesulfonic Acid (13C2-6:2FTS) | 89 | | 20-150 |
| Perfluoro-n-[13C9]Nonanoic Acid (13C9-PFNA) | 86 | | 20-150 |
| Perfluoro-1-[13C8]Octanesulfonic Acid (13C8-PFOS) | 96 | | 20-150 |
| Perfluoro-n-[1,2,3,4,5,6-13C6]Decanoic Acid (13C6-PFDA) | 91 | | 20-150 |
| 1H,1H,2H,2H-Perfluoro-1-[1,2-13C2]Decanesulfonic Acid (13C2-8:2FTS) | 99 | | 20-150 |
| N-Methyl-d3-perfluoro-1-octanesulfonamidoacetic Acid (D3-NMeFOSAA) | 132 | | 20-150 |
| Perfluoro-n-[1,2,3,4,5,6,7-13C7]Undecanoic Acid (13C7-PFUnA) | 85 | | 20-150 |
| Perfluoro-1-[13C8]Octanesulfonamide (13C8-PFOSA) | 64 | | 20-150 |
| N-Ethyl-d5-perfluoro-1-octanesulfonamidoacetic Acid (D5-NEtFOSAA) | 68 | | 20-150 |
| Perfluoro-n-[1,2-13C2]Dodecanoic Acid (13C2-PFDoA) | 79 | | 20-150 |
| Perfluoro-n-[1,2-13C2]Tetradecanoic Acid (13C2-PFTeDA) | 77 | | 20-150 |

# Lab Control Sample Analysis
## Batch Quality Control

**Project Name:** NORTH MAIN STREET SITE
**Project Number:** 12814, PHASE 7

**Lab Number:** L2316226
**Report Date:** 04/12/23

| Parameter | LCS %Recovery | Qual | LCSD %Recovery | Qual | %Recovery Limits | RPD | Qual | RPD Limits |
|---|---|---|---|---|---|---|---|---|
| Semivolatile Organics by GC/MS - Westborough Lab Associated sample(s): 01-03,05-10 Batch: WG1760487-2 WG1760487-3 | | | | | | | | |
| Acenaphthene | 64 | | 73 | | 31-137 | 13 | | 50 |
| 1,2,4-Trichlorobenzene | 64 | | 70 | | 38-107 | 9 | | 50 |
| Hexachlorobenzene | 62 | | 70 | | 40-140 | 12 | | 50 |
| Bis(2-chloroethyl)ether | 57 | | 63 | | 40-140 | 10 | | 50 |
| 2-Chloronaphthalene | 64 | | 71 | | 40-140 | 10 | | 50 |
| 1,2-Dichlorobenzene | 62 | | 68 | | 40-140 | 9 | | 50 |
| 1,3-Dichlorobenzene | 62 | | 69 | | 40-140 | 11 | | 50 |
| 1,4-Dichlorobenzene | 62 | | 69 | | 28-104 | 11 | | 50 |
| 3,3'-Dichlorobenzidine | 49 | | 56 | | 40-140 | 13 | | 50 |
| 2,4-Dinitrotoluene | 66 | | 75 | | 40-132 | 13 | | 50 |
| 2,6-Dinitrotoluene | 63 | | 71 | | 40-140 | 12 | | 50 |
| Fluoranthene | 66 | | 76 | | 40-140 | 14 | | 50 |
| 4-Chlorophenyl phenyl ether | 65 | | 74 | | 40-140 | 13 | | 50 |
| 4-Bromophenyl phenyl ether | 68 | | 76 | | 40-140 | 11 | | 50 |
| Bis(2-chloroisopropyl)ether | 68 | | 74 | | 40-140 | 8 | | 50 |
| Bis(2-chloroethoxy)methane | 58 | | 64 | | 40-117 | 10 | | 50 |
| Hexachlorobutadiene | 65 | | 71 | | 40-140 | 9 | | 50 |
| Hexachlorocyclopentadiene | 58 | | 68 | | 40-140 | 16 | | 50 |
| Hexachloroethane | 60 | | 66 | | 40-140 | 10 | | 50 |
| Isophorone | 56 | | 61 | | 40-140 | 9 | | 50 |
| Naphthalene | 61 | | 68 | | 40-140 | 11 | | 50 |
| Nitrobenzene | 57 | | 62 | | 40-140 | 8 | | 50 |
| NDPA/DPA | 68 | | 76 | | 36-157 | 11 | | 50 |

# Lab Control Sample Analysis
## Batch Quality Control

**Project Name:** NORTH MAIN STREET SITE
**Project Number:** 12814, PHASE 7

**Lab Number:** L2316226
**Report Date:** 04/12/23

| Parameter | LCS %Recovery | Qual | LCSD %Recovery | Qual | %Recovery Limits | RPD | Qual | RPD Limits |
|---|---|---|---|---|---|---|---|---|
| Semivolatile Organics by GC/MS - Westborough Lab Associated sample(s): 01-03,05-10 Batch: WG1760487-2 WG1760487-3 | | | | | | | | |
| n-Nitrosodi-n-propylamine | 57 | | 64 | | 32-121 | 12 | | 50 |
| Bis(2-ethylhexyl)phthalate | 65 | | 72 | | 40-140 | 10 | | 50 |
| Butyl benzyl phthalate | 61 | | 69 | | 40-140 | 12 | | 50 |
| Di-n-butylphthalate | 65 | | 72 | | 40-140 | 10 | | 50 |
| Di-n-octylphthalate | 63 | | 71 | | 40-140 | 12 | | 50 |
| Diethyl phthalate | 64 | | 72 | | 40-140 | 12 | | 50 |
| Dimethyl phthalate | 62 | | 69 | | 40-140 | 11 | | 50 |
| Benzo(a)anthracene | 65 | | 72 | | 40-140 | 10 | | 50 |
| Benzo(a)pyrene | 69 | | 78 | | 40-140 | 12 | | 50 |
| Benzo(b)fluoranthene | 69 | | 77 | | 40-140 | 11 | | 50 |
| Benzo(k)fluoranthene | 68 | | 77 | | 40-140 | 12 | | 50 |
| Chrysene | 67 | | 74 | | 40-140 | 10 | | 50 |
| Acenaphthylene | 62 | | 69 | | 40-140 | 11 | | 50 |
| Anthracene | 67 | | 74 | | 40-140 | 10 | | 50 |
| Benzo(ghi)perylene | 63 | | 71 | | 40-140 | 12 | | 50 |
| Fluorene | 65 | | 73 | | 40-140 | 12 | | 50 |
| Phenanthrene | 64 | | 72 | | 40-140 | 12 | | 50 |
| Dibenzo(a,h)anthracene | 61 | | 69 | | 40-140 | 12 | | 50 |
| Indeno(1,2,3-cd)pyrene | 69 | | 77 | | 40-140 | 11 | | 50 |
| Pyrene | 66 | | 75 | | 35-142 | 13 | | 50 |
| Biphenyl | 61 | | 67 | | 37-127 | 9 | | 50 |
| 4-Chloroaniline | 55 | | 47 | | 40-140 | 16 | | 50 |
| 2-Nitroaniline | 63 | | 69 | | 47-134 | 9 | | 50 |

# Lab Control Sample Analysis
## Batch Quality Control

**Project Name:** NORTH MAIN STREET SITE
**Project Number:** 12814, PHASE 7

**Lab Number:** L2316226
**Report Date:** 04/12/23

| Parameter | LCS %Recovery | Qual | LCSD %Recovery | Qual | %Recovery Limits | RPD | Qual | RPD Limits |
|---|---|---|---|---|---|---|---|---|
| Semivolatile Organics by GC/MS - Westborough Lab Associated sample(s): 01-03,05-10 Batch: WG1760487-2 WG1760487-3 | | | | | | | | |
| 3-Nitroaniline | 44 | | 50 | | 26-129 | 13 | | 50 |
| 4-Nitroaniline | 60 | | 68 | | 41-125 | 13 | | 50 |
| Dibenzofuran | 64 | | 72 | | 40-140 | 12 | | 50 |
| 2-Methylnaphthalene | 61 | | 69 | | 40-140 | 12 | | 50 |
| 1,2,4,5-Tetrachlorobenzene | 66 | | 74 | | 40-117 | 11 | | 50 |
| Acetophenone | 58 | | 63 | | 14-144 | 8 | | 50 |
| 2,4,6-Trichlorophenol | 70 | | 77 | | 30-130 | 10 | | 50 |
| p-Chloro-m-cresol | 64 | | 72 | | 26-103 | 12 | | 50 |
| 2-Chlorophenol | 66 | | 71 | | 25-102 | 7 | | 50 |
| 2,4-Dichlorophenol | 69 | | 74 | | 30-130 | 7 | | 50 |
| 2,4-Dimethylphenol | 66 | | 71 | | 30-130 | 7 | | 50 |
| 2-Nitrophenol | 64 | | 70 | | 30-130 | 9 | | 50 |
| 4-Nitrophenol | 67 | | 75 | | 11-114 | 11 | | 50 |
| 2,4-Dinitrophenol | 71 | | 81 | | 4-130 | 13 | | 50 |
| 4,6-Dinitro-o-cresol | 71 | | 82 | | 10-130 | 14 | | 50 |
| Pentachlorophenol | 64 | | 75 | | 17-109 | 16 | | 50 |
| Phenol | 63 | | 69 | | 26-90 | 9 | | 50 |
| 2-Methylphenol | 63 | | 67 | | 30-130. | 6 | | 50 |
| 3-Methylphenol/4-Methylphenol | 67 | | 74 | | 30-130 | 10 | | 50 |
| 2,4,5-Trichlorophenol | 71 | | 80 | | 30-130 | 12 | | 50 |
| Benzoic Acid | 59 | | 64 | | 10-110 | 8 | | 50 |
| Benzyl Alcohol | 59 | | 66 | | 40-140 | 11 | | 50 |
| Carbazole | 65 | | 72 | | 54-128 | 10 | | 50 |

# Lab Control Sample Analysis
## Batch Quality Control

**Project Name:** NORTH MAIN STREET SITE
**Project Number:** 12814, PHASE 7
**Lab Number:** L2316226
**Report Date:** 04/12/23

| Parameter | LCS %Recovery | Qual | LCSD %Recovery | Qual | %Recovery Limits | RPD | Qual | RPD Limits |
|---|---|---|---|---|---|---|---|---|
| Semivolatile Organics by GC/MS - Westborough Lab Associated sample(s): 01-03,05-10 Batch: WG1760487-2 WG1760487-3 | | | | | | | | |
| 1,4-Dioxane | 51 | | 52 | | 40-140 | 2 | | 50 |

| Surrogate | LCS %Recovery | Qual | LCSD %Recovery | Qual | Acceptance Criteria |
|---|---|---|---|---|---|
| 2-Fluorophenol | 69 | | 76 | | 25-120 |
| Phenol-d6 | 68 | | 74 | | 10-120 |
| Nitrobenzene-d5 | 64 | | 69 | | 23-120 |
| 2-Fluorobiphenyl | 69 | | 75 | | 30-120 |
| 2,4,6-Tribromophenol | 62 | | 70 | | 10-136 |
| 4-Terphenyl-d14 | 64 | | 73 | | 18-120 |

# Lab Control Sample Analysis

## Batch Quality Control

**Project Name:** NORTH MAIN STREET SITE

**Project Number:** 12814, PHASE 7

**Lab Number:** L2316226

**Report Date:** 04/12/23

| Parameter | LCS %Recovery | Qual | LCSD %Recovery | Qual | %Recovery Limits | RPD | Qual | RPD Limits |
|---|---|---|---|---|---|---|---|---|
| 1,4 Dioxane by 8270E-SIM - Mansfield Lab Associated sample(s): 11 Batch: WG1760944-2 WG1760944-3 | | | | | | | | |
| 1,4-Dioxane | 114 | | 115 | | 40-140 | 1 | | 30 |

| Surrogate | LCS %Recovery | Qual | LCSD %Recovery | Qual | Acceptance Criteria |
|---|---|---|---|---|---|
| 1,4-Dioxane-d8 | 49 | | 61 | | 15-110 |

# Lab Control Sample Analysis
## Batch Quality Control

**Project Name:** NORTH MAIN STREET SITE
**Project Number:** 12814, PHASE 7

**Lab Number:** L2316226
**Report Date:** 04/12/23

| Parameter | LCS %Recovery | Qual | LCSD %Recovery | Qual | %Recovery Limits | RPD | Qual | RPD Limits |
|---|---|---|---|---|---|---|---|---|
| Semivolatile Organics by GC/MS - Westborough Lab Associated sample(s): 04 Batch: WG1761047-2 WG1761047-3 | | | | | | | | |
| Acenaphthene | 48 | | 44 | | 31-137 | 9 | | 50 |
| 1,2,4-Trichlorobenzene | 49 | | 45 | | 38-107 | 9 | | 50 |
| Hexachlorobenzene | 53 | | 51 | | 40-140 | 4 | | 50 |
| Bis(2-chloroethyl)ether | 43 | | **39** | Q | 40-140 | 10 | | 50 |
| 2-Chloronaphthalene | 51 | | 48 | | 40-140 | 6 | | 50 |
| 1,2-Dichlorobenzene | 47 | | 42 | | 40-140 | 11 | | 50 |
| 1,3-Dichlorobenzene | 48 | | 42 | | 40-140 | 13 | | 50 |
| 1,4-Dichlorobenzene | 46 | | 42 | | 28-104 | 9 | | 50 |
| 3,3'-Dichlorobenzidine | 46 | | 43 | | 40-140 | 7 | | 50 |
| 2,4-Dinitrotoluene | 59 | | 56 | | 40-132 | 5 | | 50 |
| 2,6-Dinitrotoluene | 57 | | 54 | | 40-140 | 5 | | 50 |
| Fluoranthene | 52 | | 48 | | 40-140 | 8 | | 50 |
| 4-Chlorophenyl phenyl ether | 52 | | 49 | | 40-140 | 6 | | 50 |
| 4-Bromophenyl phenyl ether | 55 | | 52 | | 40-140 | 6 | | 50 |
| Bis(2-chloroisopropyl)ether | **35** | Q | **32** | Q | 40-140 | 9 | | 50 |
| Bis(2-chloroethoxy)methane | 45 | | 41 | | 40-117 | 9 | | 50 |
| Hexachlorobutadiene | 54 | | 48 | | 40-140 | 12 | | 50 |
| Hexachlorocyclopentadiene | 63 | | 57 | | 40-140 | 10 | | 50 |
| Hexachloroethane | 45 | | 40 | | 40-140 | 12 | | 50 |
| Isophorone | 44 | | 40 | | 40-140 | 10 | | 50 |
| Naphthalene | 48 | | 42 | | 40-140 | 13 | | 50 |
| Nitrobenzene | 48 | | 44 | | 40-140 | 9 | | 50 |
| NDPA/DPA | 53 | | 49 | | 36-157 | 8 | | 50 |

# Lab Control Sample Analysis
## Batch Quality Control

**Project Name:** NORTH MAIN STREET SITE
**Project Number:** 12814, PHASE 7

**Lab Number:** L2316226
**Report Date:** 04/12/23

| Parameter | LCS %Recovery | Qual | LCSD %Recovery | Qual | %Recovery Limits | RPD | Qual | RPD Limits |
|---|---|---|---|---|---|---|---|---|
| Semivolatile Organics by GC/MS - Westborough Lab Associated sample(s): 04 Batch: WG1761047-2 WG1761047-3 | | | | | | | | |
| n-Nitrosodi-n-propylamine | 46 | | 42 | | 32-121 | 9 | | 50 |
| Bis(2-ethylhexyl)phthalate | 54 | | 51 | | 40-140 | 6 | | 50 |
| Butyl benzyl phthalate | 55 | | 52 | | 40-140 | 6 | | 50 |
| Di-n-butylphthalate | 50 | | 48 | | 40-140 | 4 | | 50 |
| Di-n-octylphthalate | 56 | | 53 | | 40-140 | 6 | | 50 |
| Diethyl phthalate | 50 | | 48 | | 40-140 | 4 | | 50 |
| Dimethyl phthalate | 53 | | 50 | | 40-140 | 6 | | 50 |
| Benzo(a)anthracene | 52 | | 49 | | 40-140 | 6 | | 50 |
| Benzo(a)pyrene | 54 | | 51 | | 40-140 | 6 | | 50 |
| Benzo(b)fluoranthene | 53 | | 50 | | 40-140 | 6 | | 50 |
| Benzo(k)fluoranthene | 53 | | 50 | | 40-140 | 6 | | 50 |
| Chrysene | 51 | | 48 | | 40-140 | 6 | | 50 |
| Acenaphthylene | 51 | | 47 | | 40-140 | 8 | | 50 |
| Anthracene | 50 | | 46 | | 40-140 | 8 | | 50 |
| Benzo(ghi)perylene | 50 | | 48 | | 40-140 | 4 | | 50 |
| Fluorene | 50 | | 47 | | 40-140 | 6 | | 50 |
| Phenanthrene | 49 | | 45 | | 40-140 | 9 | | 50 |
| Dibenzo(a,h)anthracene | 48 | | 46 | | 40-140 | 4 | | 50 |
| Indeno(1,2,3-cd)pyrene | 56 | | 53 | | 40-140 | 6 | | 50 |
| Pyrene | 51 | | 48 | | 35-142 | 6 | | 50 |
| Biphenyl | 53 | | 49 | | 37-127 | 8 | | 50 |
| 4-Chloroaniline | **34** | Q | **32** | Q | 40-140 | 6 | | 50 |
| 2-Nitroaniline | 57 | | 54 | | 47-134 | 5 | | 50 |

# Lab Control Sample Analysis
## Batch Quality Control

**Project Name:** NORTH MAIN STREET SITE
**Project Number:** 12814, PHASE 7
**Lab Number:** L2316226
**Report Date:** 04/12/23

| Parameter | LCS %Recovery | Qual | LCSD %Recovery | Qual | %Recovery Limits | RPD | Qual | RPD Limits |
|---|---|---|---|---|---|---|---|---|
| Semivolatile Organics by GC/MS - Westborough Lab Associated sample(s): 04 Batch: WG1761047-2 WG1761047-3 | | | | | | | | |
| 3-Nitroaniline | 47 | | 44 | | 26-129 | 7 | | 50 |
| 4-Nitroaniline | 57 | | 53 | | 41-125 | 7 | | 50 |
| Dibenzofuran | 51 | | 48 | | 40-140 | 6 | | 50 |
| 2-Methylnaphthalene | 51 | | 46 | | 40-140 | 10 | | 50 |
| 1,2,4,5-Tetrachlorobenzene | 57 | | 52 | | 40-117 | 9 | | 50 |
| Acetophenone | 49 | | 44 | | 14-144 | 11 | | 50 |
| 2,4,6-Trichlorophenol | 57 | | 53 | | 30-130 | 7 | | 50 |
| p-Chloro-m-cresol | 53 | | 50 | | 26-103 | 6 | | 50 |
| 2-Chlorophenol | 50 | | 45 | | 25-102 | 11 | | 50 |
| 2,4-Dichlorophenol | 52 | | 47 | | 30-130 | 10 | | 50 |
| 2,4-Dimethylphenol | 52 | | 47 | | 30-130 | 10 | | 50 |
| 2-Nitrophenol | 55 | | 50 | | 30-130 | 10 | | 50 |
| 4-Nitrophenol | 55 | | 53 | | 11-114 | 4 | | 50 |
| 2,4-Dinitrophenol | 57 | | 58 | | 4-130 | 2 | | 50 |
| 4,6-Dinitro-o-cresol | 68 | | 66 | | 10-130 | 3 | | 50 |
| Pentachlorophenol | 54 | | 52 | | 17-109 | 4 | | 50 |
| Phenol | 47 | | 43 | | 26-90 | 9 | | 50 |
| 2-Methylphenol | 49 | | 44 | | 30-130. | 11 | | 50 |
| 3-Methylphenol/4-Methylphenol | 48 | | 44 | | 30-130 | 9 | | 50 |
| 2,4,5-Trichlorophenol | 60 | | 56 | | 30-130 | 7 | | 50 |
| Benzoic Acid | 45 | | 42 | | 10-110 | 7 | | 50 |
| Benzyl Alcohol | 48 | | 44 | | 40-140 | 9 | | 50 |
| Carbazole | **50** | Q | **47** | Q | 54-128 | 6 | | 50 |

# Lab Control Sample Analysis
## Batch Quality Control

**Project Name:** NORTH MAIN STREET SITE
**Project Number:** 12814, PHASE 7

**Lab Number:** L2316226
**Report Date:** 04/12/23

| Parameter | LCS %Recovery | Qual | LCSD %Recovery | Qual | %Recovery Limits | RPD | Qual | RPD Limits |
|---|---|---|---|---|---|---|---|---|
| Semivolatile Organics by GC/MS - Westborough Lab Associated sample(s): 04 Batch: WG1761047-2 WG1761047-3 | | | | | | | | |
| 1,4-Dioxane | **38** | Q | **32** | Q | 40-140 | 17 | | 50 |

| Surrogate | LCS %Recovery | Qual | LCSD %Recovery | Qual | Acceptance Criteria |
|---|---|---|---|---|---|
| 2-Fluorophenol | 56 | | 48 | | 25-120 |
| Phenol-d6 | 55 | | 47 | | 10-120 |
| Nitrobenzene-d5 | 54 | | 46 | | 23-120 |
| 2-Fluorobiphenyl | 58 | | 49 | | 30-120 |
| 2,4,6-Tribromophenol | 65 | | 58 | | 10-136 |
| 4-Terphenyl-d14 | 58 | | 51 | | 18-120 |

# Lab Control Sample Analysis
## Batch Quality Control

**Project Name:** NORTH MAIN STREET SITE
**Project Number:** 12814, PHASE 7

**Lab Number:** L2316226
**Report Date:** 04/12/23

| Parameter | LCS %Recovery | Qual | LCSD %Recovery | Qual | %Recovery Limits | RPD | Qual | RPD Limits |
|---|---|---|---|---|---|---|---|---|
| Semivolatile Organics by GC/MS - Westborough Lab Associated sample(s): 11 Batch: WG1761567-2 WG1761567-3 | | | | | | | | |
| Acenaphthene | 80 | | 74 | | 37-111 | 8 | | 30 |
| 1,2,4-Trichlorobenzene | 82 | | 78 | | 39-98 | 5 | | 30 |
| Hexachlorobenzene | 78 | | 70 | | 40-140 | 11 | | 30 |
| Bis(2-chloroethyl)ether | 77 | | 75 | | 40-140 | 3 | | 30 |
| 2-Chloronaphthalene | 81 | | 75 | | 40-140 | 8 | | 30 |
| 1,2-Dichlorobenzene | 71 | | 71 | | 40-140 | 0 | | 30 |
| 1,3-Dichlorobenzene | 70 | | 69 | | 40-140 | 1 | | 30 |
| 1,4-Dichlorobenzene | 70 | | 70 | | 36-97 | 0 | | 30 |
| 3,3'-Dichlorobenzidine | 75 | | 67 | | 40-140 | 11 | | 30 |
| 2,4-Dinitrotoluene | 92 | | 90 | | 48-143 | 2 | | 30 |
| 2,6-Dinitrotoluene | 94 | | 95 | | 40-140 | 1 | | 30 |
| Fluoranthene | 90 | | 85 | | 40-140 | 6 | | 30 |
| 4-Chlorophenyl phenyl ether | 89 | | 80 | | 40-140 | 11 | | 30 |
| 4-Bromophenyl phenyl ether | 85 | | 75 | | 40-140 | 13 | | 30 |
| Bis(2-chloroisopropyl)ether | 113 | | 107 | | 40-140 | 5 | | 30 |
| Bis(2-chloroethoxy)methane | 80 | | 74 | | 40-140 | 8 | | 30 |
| Hexachlorobutadiene | 80 | | 76 | | 40-140 | 5 | | 30 |
| Hexachlorocyclopentadiene | 72 | | 68 | | 40-140 | 6 | | 30 |
| Hexachloroethane | 78 | | 69 | | 40-140 | 12 | | 30 |
| Isophorone | 80 | | 76 | | 40-140 | 5 | | 30 |
| Naphthalene | 75 | | 73 | | 40-140 | 3 | | 30 |
| Nitrobenzene | 86 | | 81 | | 40-140 | 6 | | 30 |
| NDPA/DPA | 97 | | 84 | | 40-140 | 14 | | 30 |

# Lab Control Sample Analysis
## Batch Quality Control

**Project Name:** NORTH MAIN STREET SITE
**Project Number:** 12814, PHASE 7

**Lab Number:** L2316226
**Report Date:** 04/12/23

| Parameter | LCS %Recovery | Qual | LCSD %Recovery | Qual | %Recovery Limits | RPD | Qual | RPD Limits |
|---|---|---|---|---|---|---|---|---|
| Semivolatile Organics by GC/MS - Westborough Lab Associated sample(s): 11 Batch: WG1761567-2 WG1761567-3 | | | | | | | | |
| n-Nitrosodi-n-propylamine | 86 | | 80 | | 29-132 | 7 | | 30 |
| Bis(2-ethylhexyl)phthalate | 106 | | 96 | | 40-140 | 10 | | 30 |
| Butyl benzyl phthalate | 98 | | 92 | | 40-140 | 6 | | 30 |
| Di-n-butylphthalate | 92 | | 82 | | 40-140 | 11 | | 30 |
| Di-n-octylphthalate | 99 | | 89 | | 40-140 | 11 | | 30 |
| Diethyl phthalate | 93 | | 82 | | 40-140 | 13 | | 30 |
| Dimethyl phthalate | 91 | | 82 | | 40-140 | 10 | | 30 |
| Benzo(a)anthracene | 94 | | 87 | | 40-140 | 8 | | 30 |
| Benzo(a)pyrene | 90 | | 84 | | 40-140 | 7 | | 30 |
| Benzo(b)fluoranthene | 89 | | 78 | | 40-140 | 13 | | 30 |
| Benzo(k)fluoranthene | 88 | | 80 | | 40-140 | 10 | | 30 |
| Chrysene | 90 | | 80 | | 40-140 | 12 | | 30 |
| Acenaphthylene | 87 | | 81 | | 45-123 | 7 | | 30 |
| Anthracene | 84 | | 80 | | 40-140 | 5 | | 30 |
| Benzo(ghi)perylene | 82 | | 71 | | 40-140 | 14 | | 30 |
| Fluorene | 90 | | 81 | | 40-140 | 11 | | 30 |
| Phenanthrene | 84 | | 75 | | 40-140 | 11 | | 30 |
| Dibenzo(a,h)anthracene | 83 | | 75 | | 40-140 | 10 | | 30 |
| Indeno(1,2,3-cd)pyrene | 97 | | 86 | | 40-140 | 12 | | 30 |
| Pyrene | 91 | | 85 | | 26-127 | 7 | | 30 |
| Biphenyl | 98 | | 91 | | 40-140 | 7 | | 30 |
| 4-Chloroaniline | 83 | | 86 | | 40-140 | 4 | | 30 |
| 2-Nitroaniline | 90 | | 86 | | 52-143 | 5 | | 30 |

# Lab Control Sample Analysis
## Batch Quality Control

**Project Name:** NORTH MAIN STREET SITE
**Project Number:** 12814, PHASE 7

**Lab Number:** L2316226
**Report Date:** 04/12/23

| Parameter | LCS %Recovery | Qual | LCSD %Recovery | Qual | %Recovery Limits | RPD | Qual | RPD Limits |
|---|---|---|---|---|---|---|---|---|
| Semivolatile Organics by GC/MS - Westborough Lab Associated sample(s): 11 Batch: WG1761567-2 WG1761567-3 | | | | | | | | |
| 3-Nitroaniline | 80 | | 69 | | 25-145 | 15 | | 30 |
| 4-Nitroaniline | 86 | | 80 | | 51-143 | 7 | | 30 |
| Dibenzofuran | 86 | | 78 | | 40-140 | 10 | | 30 |
| 2-Methylnaphthalene | 79 | | 77 | | 40-140 | 3 | | 30 |
| 1,2,4,5-Tetrachlorobenzene | 99 | | 92 | | 2-134 | 7 | | 30 |
| Acetophenone | 89 | | 88 | | 39-129 | 1 | | 30 |
| 2,4,6-Trichlorophenol | 107 | | 99 | | 30-130 | 8 | | 30 |
| p-Chloro-m-cresol | 89 | | 84 | | 23-97 | 6 | | 30 |
| 2-Chlorophenol | 81 | | 83 | | 27-123 | 2 | | 30 |
| 2,4-Dichlorophenol | 99 | | 94 | | 30-130 | 5 | | 30 |
| 2,4-Dimethylphenol | 78 | | 70 | | 30-130 | 11 | | 30 |
| 2-Nitrophenol | 118 | | 110 | | 30-130 | 7 | | 30 |
| 4-Nitrophenol | **104** | Q | **93** | Q | 10-80 | 11 | | 30 |
| 2,4-Dinitrophenol | **156** | Q | **148** | Q | 20-130 | 5 | | 30 |
| 4,6-Dinitro-o-cresol | 162 | | 155 | | 20-164 | 4 | | 30 |
| Pentachlorophenol | **107** | Q | 95 | | 9-103 | 12 | | 30 |
| Phenol | 58 | | 59 | | 12-110 | 2 | | 30 |
| 2-Methylphenol | 79 | | 72 | | 30-130 | 9 | | 30 |
| 3-Methylphenol/4-Methylphenol | 84 | | 82 | | 30-130 | 2 | | 30 |
| 2,4,5-Trichlorophenol | 99 | | 90 | | 30-130 | 10 | | 30 |
| Benzoic Acid | 84 | | 75 | | 10-164 | 11 | | 30 |
| Benzyl Alcohol | 78 | | 71 | | 26-116 | 9 | | 30 |
| Carbazole | 85 | | 80 | | 55-144 | 6 | | 30 |

# Lab Control Sample Analysis
## Batch Quality Control

**Project Name:** NORTH MAIN STREET SITE
**Project Number:** 12814, PHASE 7

**Lab Number:** L2316226
**Report Date:** 04/12/23

| Parameter | LCS %Recovery | Qual | LCSD %Recovery | Qual | %Recovery Limits | RPD | Qual | RPD Limits |
|---|---|---|---|---|---|---|---|---|
| Semivolatile Organics by GC/MS - Westborough Lab Associated sample(s): 11 Batch: WG1761567-2 WG1761567-3 | | | | | | | | |

| Surrogate | LCS %Recovery | Qual | LCSD %Recovery | Qual | Acceptance Criteria |
|---|---|---|---|---|---|
| 2-Fluorophenol | 70 | | 66 | | 21-120 |
| Phenol-d6 | 57 | | 54 | | 10-120 |
| Nitrobenzene-d5 | 84 | | 81 | | 23-120 |
| 2-Fluorobiphenyl | 85 | | 80 | | 15-120 |
| 2,4,6-Tribromophenol | 91 | | 78 | | 10-120 |
| 4-Terphenyl-d14 | 89 | | 83 | | 41-149 |

# Lab Control Sample Analysis
## Batch Quality Control

**Project Name:** NORTH MAIN STREET SITE
**Project Number:** 12814, PHASE 7

**Lab Number:** L2316226
**Report Date:** 04/12/23

| Parameter | LCS %Recovery | Qual | LCSD %Recovery | Qual | %Recovery Limits | RPD | Qual | RPD Limits |
|---|---|---|---|---|---|---|---|---|
| Semivolatile Organics by GC/MS-SIM - Westborough Lab Associated sample(s): 11 Batch: WG1761839-2 WG1761839-3 | | | | | | | | |
| Acenaphthene | 76 | | 79 | | 40-140 | 4 | | 40 |
| 2-Chloronaphthalene | 75 | | 80 | | 40-140 | 6 | | 40 |
| Fluoranthene | 89 | | 87 | | 40-140 | 2 | | 40 |
| Hexachlorobutadiene | 70 | | 75 | | 40-140 | 7 | | 40 |
| Naphthalene | 73 | | 78 | | 40-140 | 7 | | 40 |
| Benzo(a)anthracene | 91 | | 90 | | 40-140 | 1 | | 40 |
| Benzo(a)pyrene | 93 | | 92 | | 40-140 | 1 | | 40 |
| Benzo(b)fluoranthene | 92 | | 93 | | 40-140 | 1 | | 40 |
| Benzo(k)fluoranthene | 84 | | 84 | | 40-140 | 0 | | 40 |
| Chrysene | 81 | | 80 | | 40-140 | 1 | | 40 |
| Acenaphthylene | 88 | | 92 | | 40-140 | 4 | | 40 |
| Anthracene | 89 | | 91 | | 40-140 | 2 | | 40 |
| Benzo(ghi)perylene | 88 | | 85 | | 40-140 | 3 | | 40 |
| Fluorene | 82 | | 85 | | 40-140 | 4 | | 40 |
| Phenanthrene | 79 | | 82 | | 40-140 | 4 | | 40 |
| Dibenzo(a,h)anthracene | 96 | | 94 | | 40-140 | 2 | | 40 |
| Indeno(1,2,3-cd)pyrene | 101 | | 98 | | 40-140 | 3 | | 40 |
| Pyrene | 88 | | 86 | | 40-140 | 2 | | 40 |
| 2-Methylnaphthalene | 74 | | 79 | | 40-140 | 7 | | 40 |
| Pentachlorophenol | 101 | | 92 | | 40-140 | 9 | | 40 |
| Hexachlorobenzene | 81 | | 84 | | 40-140 | 4 | | 40 |
| Hexachloroethane | 76 | | 82 | | 40-140 | 8 | | 40 |

# Lab Control Sample Analysis
## Batch Quality Control

**Project Name:** NORTH MAIN STREET SITE
**Project Number:** 12814, PHASE 7

**Lab Number:** L2316226
**Report Date:** 04/12/23

| Parameter | LCS %Recovery | Qual | LCSD %Recovery | Qual | %Recovery Limits | RPD | Qual | RPD Limits |
|---|---|---|---|---|---|---|---|---|
| Semivolatile Organics by GC/MS-SIM - Westborough Lab Associated sample(s): 11 Batch: WG1761839-2 WG1761839-3 | | | | | | | | |

| Surrogate | LCS %Recovery | Qual | LCSD %Recovery | Qual | Acceptance Criteria |
|---|---|---|---|---|---|
| 2-Fluorophenol | 86 | | 92 | | 21-120 |
| Phenol-d6 | 79 | | 84 | | 10-120 |
| Nitrobenzene-d5 | **121** | Q | **131** | Q | 23-120 |
| 2-Fluorobiphenyl | 80 | | 86 | | 15-120 |
| 2,4,6-Tribromophenol | 96 | | 94 | | 10-120 |
| 4-Terphenyl-d14 | 92 | | 89 | | 41-149 |

# Lab Control Sample Analysis
## Batch Quality Control

**Project Name:** NORTH MAIN STREET SITE
**Project Number:** 12814, PHASE 7
**Lab Number:** L2316226
**Report Date:** 04/12/23

| Parameter | Low Level LCS %Recovery | Qual | Low Level LCSD %Recovery | Qual | %Recovery Limits | RPD | Qual | RPD Limits |
|---|---|---|---|---|---|---|---|---|
| Perfluorinated Alkyl Acids by EPA 1633 - Mansfield Lab Associated sample(s): 11 Batch: WG1763564-2 LOW LEVEL | | | | | | | | |
| Perfluorobutanoic Acid (PFBA) | 103 | | - | | 40-150 | - | | 30 |
| Perfluoropentanoic Acid (PFPeA) | 94 | | - | | 40-150 | - | | 30 |
| Perfluorobutanesulfonic Acid (PFBS) | 90 | | - | | 40-150 | - | | 30 |
| Perfluorohexanoic Acid (PFHxA) | 102 | | - | | 40-150 | - | | 30 |
| Perfluoroheptanoic Acid (PFHpA) | 98 | | - | | 40-150 | - | | 30 |
| Perfluorohexanesulfonic Acid (PFHxS) | 98 | | - | | 40-150 | - | | 30 |
| Perfluorooctanoic Acid (PFOA) | 100 | | - | | 40-150 | - | | 30 |
| 1H,1H,2H,2H-Perfluorooctanesulfonic Acid (6:2FTS) | 96 | | - | | 40-150 | - | | 30 |
| Perfluoroheptanesulfonic Acid (PFHpS) | 94 | | - | | 40-150 | - | | 30 |
| Perfluorononanoic Acid (PFNA) | 85 | | - | | 40-150 | - | | 30 |
| Perfluorooctanesulfonic Acid (PFOS) | 94 | | - | | 40-150 | - | | 30 |
| Perfluorodecanoic Acid (PFDA) | 110 | | - | | 40-150 | - | | 30 |
| 1H,1H,2H,2H-Perfluorodecanesulfonic Acid (8:2FTS) | 101 | | - | | 40-150 | - | | 30 |
| N-Methyl Perfluorooctanesulfonamidoacetic Acid (NMeFOSAA) | 118 | | - | | 40-150 | - | | 30 |
| Perfluoroundecanoic Acid (PFUnA) | 78 | | - | | 40-150 | - | | 30 |
| Perfluorodecanesulfonic Acid (PFDS) | 80 | | - | | 40-150 | - | | 30 |
| Perfluorooctanesulfonamide (PFOSA) | 88 | | - | | 40-150 | - | | 30 |
| N-Ethyl Perfluorooctanesulfonamidoacetic Acid (NEtFOSAA) | 102 | | - | | 40-150 | - | | 30 |
| Perfluorododecanoic Acid (PFDoA) | 100 | | - | | 40-150 | - | | 30 |
| Perfluorotridecanoic Acid (PFTrDA) | 100 | | - | | 40-150 | - | | 30 |
| Perfluorotetradecanoic Acid (PFTeDA) | 98 | | - | | 40-150 | - | | 30 |

# Lab Control Sample Analysis

## Batch Quality Control

**Project Name:** NORTH MAIN STREET SITE

**Project Number:** 12814, PHASE 7

**Lab Number:** L2316226

**Report Date:** 04/12/23

| Parameter | Low Level LCS %Recovery | Qual | Low Level LCSD %Recovery | Qual | %Recovery Limits | RPD | Qual | RPD Limits |
|---|---|---|---|---|---|---|---|---|

Perfluorinated Alkyl Acids by EPA 1633 - Mansfield Lab Associated sample(s): 11 Batch: WG1763564-2 LOW LEVEL

| Surrogate | LCS %Recovery | Qual | LCSD %Recovery | Qual | Acceptance Criteria |
|---|---|---|---|---|---|
| Perfluoro-n-[13C4]Butanoic Acid (13C4-PFBA) | 87 | | | | 20-150 |
| Perfluoro-n-[13C5]Pentanoic Acid (13C5-PFPeA) | 94 | | | | 20-150 |
| Perfluoro-1-[2,3,4-13C3]Butanesulfonic Acid (13C3-PFBS) | 91 | | | | 20-150 |
| Perfluoro-n-[1,2,3,4,6-13C5]Hexanoic Acid (13C5-PFHxA) | 90 | | | | 20-150 |
| Perfluoro-n-[1,2,3,4-13C4]Heptanoic Acid (13C4-PFHpA) | 74 | | | | 20-150 |
| Perfluoro-1-[1,2,3-13C3]Hexanesulfonic Acid (13C3-PFHxS) | 83 | | | | 20-150 |
| Perfluoro-n-[13C8]Octanoic Acid (13C8-PFOA) | 84 | | | | 20-150 |
| 1H,1H,2H,2H-Perfluoro-1-[1,2-13C2]Octanesulfonic Acid (13C2-6:2FTS) | 84 | | | | 20-150 |
| Perfluoro-n-[13C9]Nonanoic Acid (13C9-PFNA) | 87 | | | | 20-150 |
| Perfluoro-1-[13C8]Octanesulfonic Acid (13C8-PFOS) | 86 | | | | 20-150 |
| Perfluoro-n-[1,2,3,4,5,6-13C6]Decanoic Acid (13C6-PFDA) | 94 | | | | 20-150 |
| 1H,1H,2H,2H-Perfluoro-1-[1,2-13C2]Decanesulfonic Acid (13C2-8:2FTS) | 91 | | | | 20-150 |
| N-Methyl-d3-perfluoro-1-octanesulfonamidoacetic Acid (D3-NMeFOSAA) | 94 | | | | 20-150 |
| Perfluoro-n-[1,2,3,4,5,6,7-13C7]Undecanoic Acid (13C7-PFUnA) | 97 | | | | 20-150 |
| Perfluoro-1-[13C8]Octanesulfonamide (13C8-PFOSA) | 60 | | | | 20-150 |
| N-Ethyl-d5-perfluoro-1-octanesulfonamidoacetic Acid (D5-NEtFOSAA) | 62 | | | | 20-150 |
| Perfluoro-n-[1,2-13C2]Dodecanoic Acid (13C2-PFDoA) | 83 | | | | 20-150 |
| Perfluoro-n-[1,2-13C2]Tetradecanoic Acid (13C2-PFTeDA) | 66 | | | | 20-150 |

# Lab Control Sample Analysis
## Batch Quality Control

**Project Name:** NORTH MAIN STREET SITE
**Project Number:** 12814, PHASE 7

**Lab Number:** L2316226
**Report Date:** 04/12/23

| Parameter | LCS %Recovery | Qual | LCSD %Recovery | Qual | %Recovery Limits | RPD | Qual | RPD Limits |
|---|---|---|---|---|---|---|---|---|
| Perfluorinated Alkyl Acids by EPA 1633 - Mansfield Lab Associated sample(s): 11 Batch: WG1763564-3 | | | | | | | | |
| Perfluorobutanoic Acid (PFBA) | 88 | | - | | 40-150 | - | | 30 |
| Perfluoropentanoic Acid (PFPeA) | 89 | | - | | 40-150 | - | | 30 |
| Perfluorobutanesulfonic Acid (PFBS) | 86 | | - | | 40-150 | - | | 30 |
| Perfluorohexanoic Acid (PFHxA) | 86 | | - | | 40-150 | - | | 30 |
| Perfluoroheptanoic Acid (PFHpA) | 89 | | - | | 40-150 | - | | 30 |
| Perfluorohexanesulfonic Acid (PFHxS) | 89 | | - | | 40-150 | - | | 30 |
| Perfluorooctanoic Acid (PFOA) | 90 | | - | | 40-150 | - | | 30 |
| 1H,1H,2H,2H-Perfluorooctanesulfonic Acid (6:2FTS) | 89 | | - | | 40-150 | - | | 30 |
| Perfluoroheptanesulfonic Acid (PFHpS) | 89 | | - | | 40-150 | - | | 30 |
| Perfluorononanoic Acid (PFNA) | 103 | | - | | 40-150 | - | | 30 |
| Perfluorooctanesulfonic Acid (PFOS) | 86 | | - | | 40-150 | - | | 30 |
| Perfluorodecanoic Acid (PFDA) | 106 | | - | | 40-150 | - | | 30 |
| 1H,1H,2H,2H-Perfluorodecanesulfonic Acid (8:2FTS) | 85 | | - | | 40-150 | - | | 30 |
| N-Methyl Perfluorooctanesulfonamidoacetic Acid (NMeFOSAA) | 98 | | - | | 40-150 | - | | 30 |
| Perfluoroundecanoic Acid (PFUnA) | 84 | | - | | 40-150 | - | | 30 |
| Perfluorodecanesulfonic Acid (PFDS) | 80 | | - | | 40-150 | - | | 30 |
| Perfluorooctanesulfonamide (PFOSA) | 85 | | - | | 40-150 | - | | 30 |
| N-Ethyl Perfluorooctanesulfonamidoacetic Acid (NEtFOSAA) | 96 | | - | | 40-150 | - | | 30 |
| Perfluorododecanoic Acid (PFDoA) | 95 | | - | | 40-150 | - | | 30 |
| Perfluorotridecanoic Acid (PFTrDA) | 86 | | - | | 40-150 | - | | 30 |
| Perfluorotetradecanoic Acid (PFTeDA) | 88 | | - | | 40-150 | - | | 30 |

# Lab Control Sample Analysis

## Batch Quality Control

**Project Name:** NORTH MAIN STREET SITE

**Project Number:** 12814, PHASE 7

**Lab Number:** L2316226

**Report Date:** 04/12/23

| Parameter | LCS %Recovery | Qual | LCSD %Recovery | Qual | %Recovery Limits | RPD | Qual | RPD Limits |
|---|---|---|---|---|---|---|---|---|
| Perfluorinated Alkyl Acids by EPA 1633 - Mansfield Lab Associated sample(s): 11 Batch: WG1763564-3 | | | | | | | | |

| Surrogate | LCS %Recovery | Qual | LCSD %Recovery | Qual | Acceptance Criteria |
|---|---|---|---|---|---|
| Perfluoro-n-[13C4]Butanoic Acid (13C4-PFBA) | 89 | | | | 20-150 |
| Perfluoro-n-[13C5]Pentanoic Acid (13C5-PFPeA) | 97 | | | | 20-150 |
| Perfluoro-1-[2,3,4-13C3]Butanesulfonic Acid (13C3-PFBS) | 96 | | | | 20-150 |
| Perfluoro-n-[1,2,3,4,6-13C5]Hexanoic Acid (13C5-PFHxA) | 100 | | | | 20-150 |
| Perfluoro-n-[1,2,3,4-13C4]Heptanoic Acid (13C4-PFHpA) | 82 | | | | 20-150 |
| Perfluoro-1-[1,2,3-13C3]Hexanesulfonic Acid (13C3-PFHxS) | 89 | | | | 20-150 |
| Perfluoro-n-[13C8]Octanoic Acid (13C8-PFOA) | 83 | | | | 20-150 |
| 1H,1H,2H,2H-Perfluoro-1-[1,2-13C2]Octanesulfonic Acid (13C2-6:2FTS) | 89 | | | | 20-150 |
| Perfluoro-n-[13C9]Nonanoic Acid (13C9-PFNA) | 81 | | | | 20-150 |
| Perfluoro-1-[13C8]Octanesulfonic Acid (13C8-PFOS) | 94 | | | | 20-150 |
| Perfluoro-n-[1,2,3,4,5,6-13C6]Decanoic Acid (13C6-PFDA) | 82 | | | | 20-150 |
| 1H,1H,2H,2H-Perfluoro-1-[1,2-13C2]Decanesulfonic Acid (13C2-8:2FTS) | 97 | | | | 20-150 |
| N-Methyl-d3-perfluoro-1-octanesulfonamidoacetic Acid (D3-NMeFOSAA) | 102 | | | | 20-150 |
| Perfluoro-n-[1,2,3,4,5,6,7-13C7]Undecanoic Acid (13C7-PFUnA) | 86 | | | | 20-150 |
| Perfluoro-1-[13C8]Octanesulfonamide (13C8-PFOSA) | 65 | | | | 20-150 |
| N-Ethyl-d5-perfluoro-1-octanesulfonamidoacetic Acid (D5-NEtFOSAA) | 71 | | | | 20-150 |
| Perfluoro-n-[1,2-13C2]Dodecanoic Acid (13C2-PFDoA) | 74 | | | | 20-150 |
| Perfluoro-n-[1,2-13C2]Tetradecanoic Acid (13C2-PFTeDA) | 78 | | | | 20-150 |

# PCBS

**Project Name:** NORTH MAIN STREET SITE
**Project Number:** 12814, PHASE 7
**Lab Number:** L2316226
**Report Date:** 04/12/23

## SAMPLE RESULTS

Lab ID: L2316226-01
Client ID: SB-301 (1.5-2)
Sample Location: 128 NORTH MAIN ST. PORT CHESTER NY

Date Collected: 03/28/23 08:55
Date Received: 03/28/23
Field Prep: Not Specified

Sample Depth:
Matrix: Soil
Analytical Method: 1,8082A
Analytical Date: 04/01/23 12:37
Analyst: ER
Percent Solids: 86%

Extraction Method: EPA 3546
Extraction Date: 03/30/23 00:09
Cleanup Method: EPA 3665A
Cleanup Date: 04/01/23
Cleanup Method: EPA 3660B
Cleanup Date: 04/01/23

| Parameter | Result | Qualifier | Units | RL | MDL | Dilution Factor | Column |
|---|---|---|---|---|---|---|---|
| Polychlorinated Biphenyls by GC - Westborough Lab | | | | | | | |
| Aroclor 1016 | ND | | ug/kg | 38.4 | 3.41 | 1 | A |
| Aroclor 1221 | ND | | ug/kg | 38.4 | 3.84 | 1 | A |
| Aroclor 1232 | ND | | ug/kg | 38.4 | 8.14 | 1 | A |
| Aroclor 1242 | ND | | ug/kg | 38.4 | 5.17 | 1 | A |
| Aroclor 1248 | ND | | ug/kg | 38.4 | 5.76 | 1 | A |
| Aroclor 1254 | ND | | ug/kg | 38.4 | 4.20 | 1 | A |
| Aroclor 1260 | ND | | ug/kg | 38.4 | 7.09 | 1 | A |
| Aroclor 1262 | ND | | ug/kg | 38.4 | 4.87 | 1 | A |
| Aroclor 1268 | ND | | ug/kg | 38.4 | 3.98 | 1 | A |
| PCBs, Total | ND | | ug/kg | 38.4 | 3.41 | 1 | A |

| Surrogate | % Recovery | Qualifier | Acceptance Criteria | Column |
|---|---|---|---|---|
| 2,4,5,6-Tetrachloro-m-xylene | 71 | | 30-150 | A |
| Decachlorobiphenyl | 61 | | 30-150 | A |
| 2,4,5,6-Tetrachloro-m-xylene | 62 | | 30-150 | B |
| Decachlorobiphenyl | 46 | | 30-150 | B |

**Project Name:** NORTH MAIN STREET SITE
**Project Number:** 12814, PHASE 7
**Lab Number:** L2316226
**Report Date:** 04/12/23

## SAMPLE RESULTS

Lab ID: L2316226-02
Client ID: SB-302 (2-2.5)
Sample Location: 128 NORTH MAIN ST. PORT CHESTER NY

Date Collected: 03/28/23 09:15
Date Received: 03/28/23
Field Prep: Not Specified

Sample Depth:
Matrix: Soil
Analytical Method: 1,8082A
Analytical Date: 04/01/23 12:46
Analyst: ER
Percent Solids: 81%

Extraction Method: EPA 3546
Extraction Date: 03/30/23 00:15
Cleanup Method: EPA 3665A
Cleanup Date: 04/01/23
Cleanup Method: EPA 3660B
Cleanup Date: 04/01/23

| Parameter | Result | Qualifier | Units | RL | MDL | Dilution Factor | Column |
|---|---|---|---|---|---|---|---|
| Polychlorinated Biphenyls by GC - Westborough Lab | | | | | | | |
| Aroclor 1016 | ND | | ug/kg | 39.9 | 3.54 | 1 | A |
| Aroclor 1221 | ND | | ug/kg | 39.9 | 3.99 | 1 | A |
| Aroclor 1232 | ND | | ug/kg | 39.9 | 8.45 | 1 | A |
| Aroclor 1242 | ND | | ug/kg | 39.9 | 5.37 | 1 | A |
| Aroclor 1248 | ND | | ug/kg | 39.9 | 5.98 | 1 | A |
| Aroclor 1254 | ND | | ug/kg | 39.9 | 4.36 | 1 | A |
| Aroclor 1260 | 278 | | ug/kg | 39.9 | 7.37 | 1 | A |
| Aroclor 1262 | ND | | ug/kg | 39.9 | 5.06 | 1 | A |
| Aroclor 1268 | ND | | ug/kg | 39.9 | 4.13 | 1 | A |
| PCBs, Total | 278 | | ug/kg | 39.9 | 3.54 | 1 | A |

| Surrogate | % Recovery | Qualifier | Acceptance Criteria | Column |
|---|---|---|---|---|
| 2,4,5,6-Tetrachloro-m-xylene | 63 | | 30-150 | A |
| Decachlorobiphenyl | 57 | | 30-150 | A |
| 2,4,5,6-Tetrachloro-m-xylene | 62 | | 30-150 | B |
| Decachlorobiphenyl | 62 | | 30-150 | B |

**Project Name:** NORTH MAIN STREET SITE
**Project Number:** 12814, PHASE 7
**Lab Number:** L2316226
**Report Date:** 04/12/23

## SAMPLE RESULTS

Lab ID: L2316226-03
Client ID: SB-303 (2-2.5)
Sample Location: 128 NORTH MAIN ST. PORT CHESTER NY

Date Collected: 03/28/23 09:35
Date Received: 03/28/23
Field Prep: Not Specified

Sample Depth:
Matrix: Soil
Analytical Method: 1,8082A
Analytical Date: 04/01/23 12:56
Analyst: ER
Percent Solids: 85%

Extraction Method: EPA 3546
Extraction Date: 03/30/23 00:15
Cleanup Method: EPA 3665A
Cleanup Date: 04/01/23
Cleanup Method: EPA 3660B
Cleanup Date: 04/01/23

| Parameter | Result | Qualifier | Units | RL | MDL | Dilution Factor | Column |
|---|---|---|---|---|---|---|---|
| Polychlorinated Biphenyls by GC - Westborough Lab | | | | | | | |
| Aroclor 1016 | ND | | ug/kg | 37.9 | 3.37 | 1 | A |
| Aroclor 1221 | ND | | ug/kg | 37.9 | 3.80 | 1 | A |
| Aroclor 1232 | ND | | ug/kg | 37.9 | 8.04 | 1 | A |
| Aroclor 1242 | ND | | ug/kg | 37.9 | 5.11 | 1 | A |
| Aroclor 1248 | ND | | ug/kg | 37.9 | 5.69 | 1 | A |
| Aroclor 1254 | ND | | ug/kg | 37.9 | 4.15 | 1 | A |
| Aroclor 1260 | 49.6 | | ug/kg | 37.9 | 7.01 | 1 | A |
| Aroclor 1262 | ND | | ug/kg | 37.9 | 4.82 | 1 | A |
| Aroclor 1268 | ND | | ug/kg | 37.9 | 3.93 | 1 | A |
| PCBs, Total | 49.6 | | ug/kg | 37.9 | 3.37 | 1 | A |

| Surrogate | % Recovery | Qualifier | Acceptance Criteria | Column |
|---|---|---|---|---|
| 2,4,5,6-Tetrachloro-m-xylene | 69 | | 30-150 | A |
| Decachlorobiphenyl | 62 | | 30-150 | A |
| 2,4,5,6-Tetrachloro-m-xylene | 61 | | 30-150 | B |
| Decachlorobiphenyl | 59 | | 30-150 | B |

**Project Name:** NORTH MAIN STREET SITE
**Project Number:** 12814, PHASE 7
**Lab Number:** L2316226
**Report Date:** 04/12/23

## SAMPLE RESULTS

Lab ID: L2316226-04
Client ID: SB-303 (8.5-9)
Sample Location: 128 NORTH MAIN ST. PORT CHESTER NY

Date Collected: 03/28/23 09:40
Date Received: 03/28/23
Field Prep: Not Specified

Sample Depth:
Matrix: Soil
Analytical Method: 1,8082A
Analytical Date: 04/01/23 14:54
Analyst: ER
Percent Solids: 96%

Extraction Method: EPA 3546
Extraction Date: 03/31/23 18:54
Cleanup Method: EPA 3665A
Cleanup Date: 04/01/23
Cleanup Method: EPA 3660B
Cleanup Date: 04/01/23

| Parameter | Result | Qualifier | Units | RL | MDL | Dilution Factor | Column |
|---|---|---|---|---|---|---|---|
| Polychlorinated Biphenyls by GC - Westborough Lab | | | | | | | |
| Aroclor 1016 | ND | | ug/kg | 34.6 | 3.07 | 1 | A |
| Aroclor 1221 | ND | | ug/kg | 34.6 | 3.46 | 1 | A |
| Aroclor 1232 | ND | | ug/kg | 34.6 | 7.33 | 1 | A |
| Aroclor 1242 | ND | | ug/kg | 34.6 | 4.66 | 1 | A |
| Aroclor 1248 | ND | | ug/kg | 34.6 | 5.18 | 1 | A |
| Aroclor 1254 | ND | | ug/kg | 34.6 | 3.78 | 1 | A |
| Aroclor 1260 | ND | | ug/kg | 34.6 | 6.39 | 1 | A |
| Aroclor 1262 | ND | | ug/kg | 34.6 | 4.39 | 1 | A |
| Aroclor 1268 | ND | | ug/kg | 34.6 | 3.58 | 1 | A |
| PCBs, Total | ND | | ug/kg | 34.6 | 3.07 | 1 | A |

| Surrogate | % Recovery | Qualifier | Acceptance Criteria | Column |
|---|---|---|---|---|
| 2,4,5,6-Tetrachloro-m-xylene | 79 | | 30-150 | A |
| Decachlorobiphenyl | 81 | | 30-150 | A |
| 2,4,5,6-Tetrachloro-m-xylene | 81 | | 30-150 | B |
| Decachlorobiphenyl | 77 | | 30-150 | B |

**Project Name:** NORTH MAIN STREET SITE
**Project Number:** 12814, PHASE 7
**Lab Number:** L2316226
**Report Date:** 04/12/23

## SAMPLE RESULTS

Lab ID: L2316226-05
Client ID: SB-304 (1.5-2)
Sample Location: 128 NORTH MAIN ST. PORT CHESTER NY

Date Collected: 03/28/23 10:10
Date Received: 03/28/23
Field Prep: Not Specified

Sample Depth:
Matrix: Soil
Analytical Method: 1,8082A
Analytical Date: 04/01/23 13:06
Analyst: ER
Percent Solids: 84%

Extraction Method: EPA 3546
Extraction Date: 03/30/23 00:15
Cleanup Method: EPA 3665A
Cleanup Date: 04/01/23
Cleanup Method: EPA 3660B
Cleanup Date: 04/01/23

| Parameter | Result | Qualifier | Units | RL | MDL | Dilution Factor | Column |
|---|---|---|---|---|---|---|---|
| Polychlorinated Biphenyls by GC - Westborough Lab | | | | | | | |
| Aroclor 1016 | ND | | ug/kg | 39.0 | 3.46 | 1 | A |
| Aroclor 1221 | ND | | ug/kg | 39.0 | 3.90 | 1 | A |
| Aroclor 1232 | ND | | ug/kg | 39.0 | 8.26 | 1 | A |
| Aroclor 1242 | ND | | ug/kg | 39.0 | 5.25 | 1 | A |
| Aroclor 1248 | ND | | ug/kg | 39.0 | 5.84 | 1 | A |
| Aroclor 1254 | ND | | ug/kg | 39.0 | 4.26 | 1 | A |
| Aroclor 1260 | 9.54 | J | ug/kg | 39.0 | 7.20 | 1 | A |
| Aroclor 1262 | ND | | ug/kg | 39.0 | 4.95 | 1 | A |
| Aroclor 1268 | ND | | ug/kg | 39.0 | 4.04 | 1 | A |
| PCBs, Total | 9.54 | J | ug/kg | 39.0 | 3.46 | 1 | A |

| Surrogate | % Recovery | Qualifier | Acceptance Criteria | Column |
|---|---|---|---|---|
| 2,4,5,6-Tetrachloro-m-xylene | 66 | | 30-150 | A |
| Decachlorobiphenyl | 58 | | 30-150 | A |
| 2,4,5,6-Tetrachloro-m-xylene | 61 | | 30-150 | B |
| Decachlorobiphenyl | 49 | | 30-150 | B |

**Project Name:** NORTH MAIN STREET SITE
**Project Number:** 12814, PHASE 7
**Lab Number:** L2316226
**Report Date:** 04/12/23

## SAMPLE RESULTS

Lab ID: L2316226-06
Client ID: SB-304 (3-3.5)
Sample Location: 128 NORTH MAIN ST. PORT CHESTER NY

Date Collected: 03/28/23 10:15
Date Received: 03/28/23
Field Prep: Not Specified

Sample Depth:
Matrix: Soil
Analytical Method: 1,8082A
Analytical Date: 04/01/23 13:16
Analyst: ER
Percent Solids: 86%

Extraction Method: EPA 3546
Extraction Date: 03/30/23 00:15
Cleanup Method: EPA 3665A
Cleanup Date: 04/01/23
Cleanup Method: EPA 3660B
Cleanup Date: 04/01/23

| Parameter | Result | Qualifier | Units | RL | MDL | Dilution Factor | Column |
|---|---|---|---|---|---|---|---|
| Polychlorinated Biphenyls by GC - Westborough Lab | | | | | | | |
| Aroclor 1016 | ND | | ug/kg | 38.2 | 3.39 | 1 | A |
| Aroclor 1221 | ND | | ug/kg | 38.2 | 3.83 | 1 | A |
| Aroclor 1232 | ND | | ug/kg | 38.2 | 8.10 | 1 | A |
| Aroclor 1242 | ND | | ug/kg | 38.2 | 5.15 | 1 | A |
| Aroclor 1248 | ND | | ug/kg | 38.2 | 5.73 | 1 | A |
| Aroclor 1254 | ND | | ug/kg | 38.2 | 4.18 | 1 | A |
| Aroclor 1260 | ND | | ug/kg | 38.2 | 7.06 | 1 | A |
| Aroclor 1262 | ND | | ug/kg | 38.2 | 4.86 | 1 | A |
| Aroclor 1268 | ND | | ug/kg | 38.2 | 3.96 | 1 | A |
| PCBs, Total | ND | | ug/kg | 38.2 | 3.39 | 1 | A |

| Surrogate | % Recovery | Qualifier | Acceptance Criteria | Column |
|---|---|---|---|---|
| 2,4,5,6-Tetrachloro-m-xylene | 76 | | 30-150 | A |
| Decachlorobiphenyl | 60 | | 30-150 | A |
| 2,4,5,6-Tetrachloro-m-xylene | 68 | | 30-150 | B |
| Decachlorobiphenyl | 46 | | 30-150 | B |

**Project Name:** NORTH MAIN STREET SITE
**Project Number:** 12814, PHASE 7
**Lab Number:** L2316226
**Report Date:** 04/12/23

## SAMPLE RESULTS

Lab ID: L2316226-07
Client ID: SB-305 (1.5-2)
Sample Location: 128 NORTH MAIN ST. PORT CHESTER NY

Date Collected: 03/28/23 12:05
Date Received: 03/28/23
Field Prep: Not Specified

Sample Depth:
Matrix: Soil
Analytical Method: 1,8082A
Analytical Date: 04/01/23 13:26
Analyst: ER
Percent Solids: 83%

Extraction Method: EPA 3546
Extraction Date: 03/30/23 00:15
Cleanup Method: EPA 3665A
Cleanup Date: 04/01/23
Cleanup Method: EPA 3660B
Cleanup Date: 04/01/23

| Parameter | Result | Qualifier | Units | RL | MDL | Dilution Factor | Column |
|---|---|---|---|---|---|---|---|
| Polychlorinated Biphenyls by GC - Westborough Lab | | | | | | | |
| Aroclor 1016 | ND | | ug/kg | 39.6 | 3.52 | 1 | A |
| Aroclor 1221 | ND | | ug/kg | 39.6 | 3.97 | 1 | A |
| Aroclor 1232 | ND | | ug/kg | 39.6 | 8.39 | 1 | A |
| Aroclor 1242 | ND | | ug/kg | 39.6 | 5.34 | 1 | A |
| Aroclor 1248 | ND | | ug/kg | 39.6 | 5.94 | 1 | A |
| Aroclor 1254 | ND | | ug/kg | 39.6 | 4.33 | 1 | A |
| Aroclor 1260 | ND | | ug/kg | 39.6 | 7.32 | 1 | A |
| Aroclor 1262 | ND | | ug/kg | 39.6 | 5.03 | 1 | A |
| Aroclor 1268 | ND | | ug/kg | 39.6 | 4.10 | 1 | A |
| PCBs, Total | ND | | ug/kg | 39.6 | 3.52 | 1 | A |

| Surrogate | % Recovery | Qualifier | Acceptance Criteria | Column |
|---|---|---|---|---|
| 2,4,5,6-Tetrachloro-m-xylene | 66 | | 30-150 | A |
| Decachlorobiphenyl | 59 | | 30-150 | A |
| 2,4,5,6-Tetrachloro-m-xylene | 60 | | 30-150 | B |
| Decachlorobiphenyl | 49 | | 30-150 | B |

**Project Name:** NORTH MAIN STREET SITE
**Project Number:** 12814, PHASE 7
**Lab Number:** L2316226
**Report Date:** 04/12/23

## SAMPLE RESULTS

Lab ID: L2316226-08
Client ID: SB-306 (2.5-3)
Sample Location: 128 NORTH MAIN ST. PORT CHESTER NY

Date Collected: 03/28/23 11:30
Date Received: 03/28/23
Field Prep: Not Specified

Sample Depth:
Matrix: Soil
Analytical Method: 1,8082A
Analytical Date: 04/01/23 14:44
Analyst: ER
Percent Solids: 88%

Extraction Method: EPA 3546
Extraction Date: 03/30/23 00:15
Cleanup Method: EPA 3665A
Cleanup Date: 04/01/23
Cleanup Method: EPA 3660B
Cleanup Date: 04/01/23

| Parameter | Result | Qualifier | Units | RL | MDL | Dilution Factor | Column |
|---|---|---|---|---|---|---|---|
| Polychlorinated Biphenyls by GC - Westborough Lab | | | | | | | |
| Aroclor 1016 | ND | | ug/kg | 37.3 | 3.31 | 1 | A |
| Aroclor 1221 | ND | | ug/kg | 37.3 | 3.74 | 1 | A |
| Aroclor 1232 | ND | | ug/kg | 37.3 | 7.91 | 1 | A |
| Aroclor 1242 | ND | | ug/kg | 37.3 | 5.03 | 1 | A |
| Aroclor 1248 | ND | | ug/kg | 37.3 | 5.60 | 1 | A |
| Aroclor 1254 | ND | | ug/kg | 37.3 | 4.08 | 1 | A |
| Aroclor 1260 | ND | | ug/kg | 37.3 | 6.90 | 1 | A |
| Aroclor 1262 | ND | | ug/kg | 37.3 | 4.74 | 1 | A |
| Aroclor 1268 | ND | | ug/kg | 37.3 | 3.86 | 1 | A |
| PCBs, Total | ND | | ug/kg | 37.3 | 3.31 | 1 | A |

| Surrogate | % Recovery | Qualifier | Acceptance Criteria | Column |
|---|---|---|---|---|
| 2,4,5,6-Tetrachloro-m-xylene | 77 | | 30-150 | A |
| Decachlorobiphenyl | 71 | | 30-150 | A |
| 2,4,5,6-Tetrachloro-m-xylene | 74 | | 30-150 | B |
| Decachlorobiphenyl | 58 | | 30-150 | B |

**Project Name:** NORTH MAIN STREET SITE
**Project Number:** 12814, PHASE 7
**Lab Number:** L2316226
**Report Date:** 04/12/23

## SAMPLE RESULTS

Lab ID: L2316226-09
Client ID: SB-307 (1.5-2)
Sample Location: 128 NORTH MAIN ST. PORT CHESTER NY

Date Collected: 03/28/23 10:55
Date Received: 03/28/23
Field Prep: Not Specified

Sample Depth:
Matrix: Soil
Analytical Method: 1,8082A
Analytical Date: 04/01/23 14:54
Analyst: ER
Percent Solids: 86%

Extraction Method: EPA 3546
Extraction Date: 03/30/23 00:15
Cleanup Method: EPA 3665A
Cleanup Date: 04/01/23
Cleanup Method: EPA 3660B
Cleanup Date: 04/01/23

| Parameter | Result | Qualifier | Units | RL | MDL | Dilution Factor | Column |
|---|---|---|---|---|---|---|---|
| Polychlorinated Biphenyls by GC - Westborough Lab | | | | | | | |
| Aroclor 1016 | ND | | ug/kg | 37.5 | 3.33 | 1 | A |
| Aroclor 1221 | ND | | ug/kg | 37.5 | 3.76 | 1 | A |
| Aroclor 1232 | ND | | ug/kg | 37.5 | 7.96 | 1 | A |
| Aroclor 1242 | ND | | ug/kg | 37.5 | 5.06 | 1 | A |
| Aroclor 1248 | ND | | ug/kg | 37.5 | 5.63 | 1 | A |
| Aroclor 1254 | ND | | ug/kg | 37.5 | 4.10 | 1 | A |
| Aroclor 1260 | ND | | ug/kg | 37.5 | 6.93 | 1 | A |
| Aroclor 1262 | ND | | ug/kg | 37.5 | 4.76 | 1 | A |
| Aroclor 1268 | ND | | ug/kg | 37.5 | 3.89 | 1 | A |
| PCBs, Total | ND | | ug/kg | 37.5 | 3.33 | 1 | A |

| Surrogate | % Recovery | Qualifier | Acceptance Criteria | Column |
|---|---|---|---|---|
| 2,4,5,6-Tetrachloro-m-xylene | 73 | | 30-150 | A |
| Decachlorobiphenyl | 67 | | 30-150 | A |
| 2,4,5,6-Tetrachloro-m-xylene | 69 | | 30-150 | B |
| Decachlorobiphenyl | 58 | | 30-150 | B |

**Project Name:** NORTH MAIN STREET SITE
**Project Number:** 12814, PHASE 7
**Lab Number:** L2316226
**Report Date:** 04/12/23

## SAMPLE RESULTS

Lab ID: L2316226-10
Client ID: SB-307 (4.5-5)
Sample Location: 128 NORTH MAIN ST. PORT CHESTER NY

Date Collected: 03/28/23 11:00
Date Received: 03/28/23
Field Prep: Not Specified

Sample Depth:
Matrix: Soil
Analytical Method: 1,8082A
Analytical Date: 04/01/23 15:03
Analyst: ER
Percent Solids: 83%

Extraction Method: EPA 3546
Extraction Date: 03/30/23 00:15
Cleanup Method: EPA 3665A
Cleanup Date: 04/01/23
Cleanup Method: EPA 3660B
Cleanup Date: 04/01/23

| Parameter | Result | Qualifier | Units | RL | MDL | Dilution Factor | Column |
|---|---|---|---|---|---|---|---|
| Polychlorinated Biphenyls by GC - Westborough Lab | | | | | | | |
| Aroclor 1016 | ND | | ug/kg | 39.5 | 3.51 | 1 | A |
| Aroclor 1221 | ND | | ug/kg | 39.5 | 3.96 | 1 | A |
| Aroclor 1232 | ND | | ug/kg | 39.5 | 8.38 | 1 | A |
| Aroclor 1242 | ND | | ug/kg | 39.5 | 5.33 | 1 | A |
| Aroclor 1248 | ND | | ug/kg | 39.5 | 5.93 | 1 | A |
| Aroclor 1254 | ND | | ug/kg | 39.5 | 4.32 | 1 | A |
| Aroclor 1260 | ND | | ug/kg | 39.5 | 7.30 | 1 | A |
| Aroclor 1262 | ND | | ug/kg | 39.5 | 5.02 | 1 | A |
| Aroclor 1268 | ND | | ug/kg | 39.5 | 4.09 | 1 | A |
| PCBs, Total | ND | | ug/kg | 39.5 | 3.51 | 1 | A |

| Surrogate | % Recovery | Qualifier | Acceptance Criteria | Column |
|---|---|---|---|---|
| 2,4,5,6-Tetrachloro-m-xylene | 74 | | 30-150 | A |
| Decachlorobiphenyl | 67 | | 30-150 | A |
| 2,4,5,6-Tetrachloro-m-xylene | 71 | | 30-150 | B |
| Decachlorobiphenyl | 55 | | 30-150 | B |

**Project Name:** NORTH MAIN STREET SITE
**Project Number:** 12814, PHASE 7
**Lab Number:** L2316226
**Report Date:** 04/12/23

## SAMPLE RESULTS

Lab ID: L2316226-11
Client ID: TWP-301
Sample Location: 128 NORTH MAIN ST. PORT CHESTER NY

Date Collected: 03/28/23 14:15
Date Received: 03/28/23
Field Prep: Not Specified

Sample Depth:
Matrix: Water
Analytical Method: 1,8082A
Analytical Date: 04/02/23 12:00
Analyst: MEO

Extraction Method: EPA 3510C
Extraction Date: 04/01/23 08:50
Cleanup Method: EPA 3665A
Cleanup Date: 04/01/23
Cleanup Method: EPA 3660B
Cleanup Date: 04/02/23

| Parameter | Result | Qualifier | Units | RL | MDL | Dilution Factor | Column |
|---|---|---|---|---|---|---|---|
| Polychlorinated Biphenyls by GC - Westborough Lab | | | | | | | |
| Aroclor 1016 | ND | | ug/l | 0.071 | 0.061 | 1 | A |
| Aroclor 1221 | ND | | ug/l | 0.071 | 0.061 | 1 | A |
| Aroclor 1232 | ND | | ug/l | 0.071 | 0.061 | 1 | A |
| Aroclor 1242 | ND | | ug/l | 0.071 | 0.061 | 1 | A |
| Aroclor 1248 | ND | | ug/l | 0.071 | 0.061 | 1 | A |
| Aroclor 1254 | ND | | ug/l | 0.071 | 0.061 | 1 | A |
| Aroclor 1260 | ND | | ug/l | 0.071 | 0.061 | 1 | B |
| Aroclor 1262 | ND | | ug/l | 0.071 | 0.061 | 1 | A |
| Aroclor 1268 | ND | | ug/l | 0.071 | 0.061 | 1 | A |
| PCBs, Total | ND | | ug/l | 0.071 | 0.061 | 1 | B |

| Surrogate | % Recovery | Qualifier | Acceptance Criteria | Column |
|---|---|---|---|---|
| 2,4,5,6-Tetrachloro-m-xylene | 94 | | 30-150 | A |
| Decachlorobiphenyl | 70 | | 30-150 | A |
| 2,4,5,6-Tetrachloro-m-xylene | 90 | | 30-150 | B |
| Decachlorobiphenyl | 74 | | 30-150 | B |

**Project Name:** NORTH MAIN STREET SITE
**Project Number:** 12814, PHASE 7

**Lab Number:** L2316226
**Report Date:** 04/12/23

# Method Blank Analysis
## Batch Quality Control

Analytical Method: 1,8082A
Analytical Date: 04/01/23 10:21
Analyst: ER

Extraction Method: EPA 3546
Extraction Date: 03/30/23 00:09
Cleanup Method: EPA 3665A
Cleanup Date: 04/01/23
Cleanup Method: EPA 3660B
Cleanup Date: 04/01/23

| Parameter | Result | Qualifier | Units | RL | MDL | Column |
|---|---|---|---|---|---|---|
| Polychlorinated Biphenyls by GC - Westborough Lab for sample(s): 01-03,05-10 Batch: WG1760489-1 | | | | | | |
| Aroclor 1016 | ND | | ug/kg | 31.9 | 2.84 | A |
| Aroclor 1221 | ND | | ug/kg | 31.9 | 3.20 | A |
| Aroclor 1232 | ND | | ug/kg | 31.9 | 6.77 | A |
| Aroclor 1242 | ND | | ug/kg | 31.9 | 4.31 | A |
| Aroclor 1248 | ND | | ug/kg | 31.9 | 4.79 | A |
| Aroclor 1254 | ND | | ug/kg | 31.9 | 3.50 | A |
| Aroclor 1260 | ND | | ug/kg | 31.9 | 5.90 | A |
| Aroclor 1262 | ND | | ug/kg | 31.9 | 4.06 | A |
| Aroclor 1268 | ND | | ug/kg | 31.9 | 3.31 | A |
| PCBs, Total | ND | | ug/kg | 31.9 | 2.84 | A |

| Surrogate | %Recovery | Qualifier | Acceptance Criteria | Column |
|---|---|---|---|---|
| 2,4,5,6-Tetrachloro-m-xylene | 83 | | 30-150 | A |
| Decachlorobiphenyl | 94 | | 30-150 | A |
| 2,4,5,6-Tetrachloro-m-xylene | 85 | | 30-150 | B |
| Decachlorobiphenyl | 68 | | 30-150 | B |

**Project Name:** NORTH MAIN STREET SITE
**Project Number:** 12814, PHASE 7

**Lab Number:** L2316226
**Report Date:** 04/12/23

# Method Blank Analysis
## Batch Quality Control

Analytical Method: 1,8082A
Analytical Date: 04/01/23 15:11
Analyst: SDC

Extraction Method: EPA 3510C
Extraction Date: 03/31/23 17:47
Cleanup Method: EPA 3665A
Cleanup Date: 04/01/23
Cleanup Method: EPA 3660B
Cleanup Date: 04/01/23

| Parameter | Result | Qualifier | Units | RL | MDL | Column |
|---|---|---|---|---|---|---|
| Polychlorinated Biphenyls by GC - Westborough Lab for sample(s): 11 Batch: WG1761440-1 | | | | | | |
| Aroclor 1016 | ND | | ug/l | 0.071 | 0.061 | A |
| Aroclor 1221 | ND | | ug/l | 0.071 | 0.061 | A |
| Aroclor 1232 | ND | | ug/l | 0.071 | 0.061 | A |
| Aroclor 1242 | ND | | ug/l | 0.071 | 0.061 | A |
| Aroclor 1248 | ND | | ug/l | 0.071 | 0.061 | A |
| Aroclor 1254 | ND | | ug/l | 0.071 | 0.061 | A |
| Aroclor 1260 | ND | | ug/l | 0.071 | 0.061 | A |
| Aroclor 1262 | ND | | ug/l | 0.071 | 0.061 | A |
| Aroclor 1268 | ND | | ug/l | 0.071 | 0.061 | A |
| PCBs, Total | ND | | ug/l | 0.071 | 0.061 | A |

| Surrogate | %Recovery | Qualifier | Acceptance Criteria | Column |
|---|---|---|---|---|
| 2,4,5,6-Tetrachloro-m-xylene | 126 | | 30-150 | A |
| Decachlorobiphenyl | 127 | | 30-150 | A |
| 2,4,5,6-Tetrachloro-m-xylene | 121 | | 30-150 | B |
| Decachlorobiphenyl | 137 | | 30-150 | B |

**Project Name:** NORTH MAIN STREET SITE
**Project Number:** 12814, PHASE 7

**Lab Number:** L2316226
**Report Date:** 04/12/23

# Method Blank Analysis
## Batch Quality Control

Analytical Method: 1,8082A
Analytical Date: 04/01/23 14:06
Analyst: ER

Extraction Method: EPA 3546
Extraction Date: 03/31/23 18:54
Cleanup Method: EPA 3665A
Cleanup Date: 04/01/23
Cleanup Method: EPA 3660B
Cleanup Date: 04/01/23

| Parameter | Result | Qualifier | Units | RL | MDL | Column |
|---|---|---|---|---|---|---|
| Polychlorinated Biphenyls by GC - Westborough Lab for sample(s): 04 Batch: WG1761447-1 | | | | | | |
| Aroclor 1016 | ND | | ug/kg | 31.5 | 2.79 | A |
| Aroclor 1221 | ND | | ug/kg | 31.5 | 3.15 | A |
| Aroclor 1232 | ND | | ug/kg | 31.5 | 6.67 | A |
| Aroclor 1242 | ND | | ug/kg | 31.5 | 4.24 | A |
| Aroclor 1248 | ND | | ug/kg | 31.5 | 4.72 | A |
| Aroclor 1254 | ND | | ug/kg | 31.5 | 3.44 | A |
| Aroclor 1260 | ND | | ug/kg | 31.5 | 5.81 | A |
| Aroclor 1262 | ND | | ug/kg | 31.5 | 4.00 | A |
| Aroclor 1268 | ND | | ug/kg | 31.5 | 3.26 | A |
| PCBs, Total | ND | | ug/kg | 31.5 | 2.79 | A |

| Surrogate | %Recovery | Qualifier | Acceptance Criteria | Column |
|---|---|---|---|---|
| 2,4,5,6-Tetrachloro-m-xylene | 91 | | 30-150 | A |
| Decachlorobiphenyl | 89 | | 30-150 | A |
| 2,4,5,6-Tetrachloro-m-xylene | 94 | | 30-150 | B |
| Decachlorobiphenyl | 87 | | 30-150 | B |

# Lab Control Sample Analysis
## Batch Quality Control

**Project Name:** NORTH MAIN STREET SITE
**Project Number:** 12814, PHASE 7

**Lab Number:** L2316226
**Report Date:** 04/12/23

| Parameter | LCS %Recovery | Qual | LCSD %Recovery | Qual | %Recovery Limits | RPD | Qual | RPD Limits | Column |
|---|---|---|---|---|---|---|---|---|---|
| Polychlorinated Biphenyls by GC - Westborough Lab Associated sample(s): 01-03,05-10 Batch: WG1760489-2 WG1760489-3 | | | | | | | | | |
| Aroclor 1016 | 56 | | 77 | | 40-140 | 32 | | 50 | A |
| Aroclor 1260 | 51 | | 71 | | 40-140 | 33 | | 50 | A |

| Surrogate | LCS %Recovery | Qual | LCSD %Recovery | Qual | Acceptance Criteria | Column |
|---|---|---|---|---|---|---|
| 2,4,5,6-Tetrachloro-m-xylene | 58 | | 80 | | 30-150 | A |
| Decachlorobiphenyl | 62 | | 86 | | 30-150 | A |
| 2,4,5,6-Tetrachloro-m-xylene | 57 | | 76 | | 30-150 | B |
| Decachlorobiphenyl | 46 | | 65 | | 30-150 | B |

# Lab Control Sample Analysis
## Batch Quality Control

**Project Name:** NORTH MAIN STREET SITE
**Project Number:** 12814, PHASE 7

**Lab Number:** L2316226
**Report Date:** 04/12/23

| Parameter | LCS %Recovery | Qual | LCSD %Recovery | Qual | %Recovery Limits | RPD | Qual | RPD Limits | Column |
|---|---|---|---|---|---|---|---|---|---|
| Polychlorinated Biphenyls by GC - Westborough Lab Associated sample(s): 11 Batch: WG1761440-2 WG1761440-3 | | | | | | | | | |
| Aroclor 1016 | 101 | | 94 | | 40-140 | 7 | | 50 | A |
| Aroclor 1260 | 97 | | 90 | | 40-140 | 8 | | 50 | A |

| Surrogate | LCS %Recovery | Qual | LCSD %Recovery | Qual | Acceptance Criteria | Column |
|---|---|---|---|---|---|---|
| 2,4,5,6-Tetrachloro-m-xylene | 133 | | 116 | | 30-150 | A |
| Decachlorobiphenyl | 130 | | 122 | | 30-150 | A |
| 2,4,5,6-Tetrachloro-m-xylene | 124 | | 108 | | 30-150 | B |
| Decachlorobiphenyl | 138 | | 125 | | 30-150 | B |

# Lab Control Sample Analysis
## Batch Quality Control

**Project Name:** NORTH MAIN STREET SITE
**Project Number:** 12814, PHASE 7
**Lab Number:** L2316226
**Report Date:** 04/12/23

| Parameter | LCS %Recovery | Qual | LCSD %Recovery | Qual | %Recovery Limits | RPD | Qual | RPD Limits | Column |
|---|---|---|---|---|---|---|---|---|---|
| Polychlorinated Biphenyls by GC - Westborough Lab Associated sample(s): 04 Batch: WG1761447-2 WG1761447-3 | | | | | | | | | |
| Aroclor 1016 | 76 | | 77 | | 40-140 | 1 | | 50 | A |
| Aroclor 1260 | 70 | | 72 | | 40-140 | 3 | | 50 | A |

| Surrogate | LCS %Recovery | Qual | LCSD %Recovery | Qual | Acceptance Criteria | Column |
|---|---|---|---|---|---|---|
| 2,4,5,6-Tetrachloro-m-xylene | 81 | | 80 | | 30-150 | A |
| Decachlorobiphenyl | 77 | | 77 | | 30-150 | A |
| 2,4,5,6-Tetrachloro-m-xylene | 83 | | 80 | | 30-150 | B |
| Decachlorobiphenyl | 73 | | 72 | | 30-150 | B |

# PESTICIDES

**Project Name:** NORTH MAIN STREET SITE
**Project Number:** 12814, PHASE 7
**Lab Number:** L2316226
**Report Date:** 04/12/23

## SAMPLE RESULTS

Lab ID: L2316226-01
Client ID: SB-301 (1.5-2)
Sample Location: 128 NORTH MAIN ST. PORT CHESTER NY

Date Collected: 03/28/23 08:55
Date Received: 03/28/23
Field Prep: Not Specified

Sample Depth:
Matrix: Soil
Analytical Method: 1,8081B
Analytical Date: 03/31/23 14:38
Analyst: MMG
Percent Solids: 86%

Extraction Method: EPA 3546
Extraction Date: 03/29/23 21:09
Cleanup Method: EPA 3660B
Cleanup Date: 03/31/23
Cleanup Method: EPA 3660B
Cleanup Date: 03/31/23

| Parameter | Result | Qualifier | Units | RL | MDL | Dilution Factor | Column |
|---|---|---|---|---|---|---|---|
| Organochlorine Pesticides by GC - Westborough Lab | | | | | | | |
| Delta-BHC | ND | | ug/kg | 1.81 | 0.354 | 1 | A |
| Lindane | ND | | ug/kg | 0.754 | 0.337 | 1 | A |
| Alpha-BHC | ND | | ug/kg | 0.754 | 0.214 | 1 | A |
| Beta-BHC | ND | | ug/kg | 1.81 | 0.686 | 1 | A |
| Heptachlor | ND | | ug/kg | 0.905 | 0.406 | 1 | A |
| Aldrin | ND | | ug/kg | 1.81 | 0.637 | 1 | A |
| Heptachlor epoxide | ND | | ug/kg | 3.39 | 1.02 | 1 | A |
| Endrin | ND | | ug/kg | 0.754 | 0.309 | 1 | A |
| Endrin aldehyde | ND | | ug/kg | 2.26 | 0.792 | 1 | A |
| Endrin ketone | ND | | ug/kg | 1.81 | 0.466 | 1 | A |
| Dieldrin | ND | | ug/kg | 1.13 | 0.566 | 1 | A |
| 4,4'-DDE | ND | | ug/kg | 1.81 | 0.418 | 1 | A |
| 4,4'-DDD | ND | | ug/kg | 1.81 | 0.645 | 1 | A |
| 4,4'-DDT | ND | | ug/kg | 1.81 | 1.46 | 1 | A |
| Endosulfan I | ND | | ug/kg | 1.81 | 0.428 | 1 | A |
| Endosulfan II | ND | | ug/kg | 1.81 | 0.605 | 1 | A |
| Endosulfan sulfate | ND | | ug/kg | 0.754 | 0.359 | 1 | A |
| Methoxychlor | ND | | ug/kg | 3.39 | 1.06 | 1 | A |
| Toxaphene | ND | | ug/kg | 33.9 | 9.50 | 1 | A |
| cis-Chlordane | ND | | ug/kg | 2.26 | 0.630 | 1 | A |
| trans-Chlordane | ND | | ug/kg | 2.26 | 0.597 | 1 | A |
| Chlordane | ND | | ug/kg | 15.1 | 5.99 | 1 | A |

**Project Name:** NORTH MAIN STREET SITE **Lab Number:** L2316226

**Project Number:** 12814, PHASE 7 **Report Date:** 04/12/23

## SAMPLE RESULTS

| | | | |
|---|---|---|---|
| Lab ID: | L2316226-01 | Date Collected: | 03/28/23 08:55 |
| Client ID: | SB-301 (1.5-2) | Date Received: | 03/28/23 |
| Sample Location: | 128 NORTH MAIN ST. PORT CHESTER NY | Field Prep: | Not Specified |

Sample Depth:

| Parameter | Result | Qualifier | Units | RL | MDL | Dilution Factor | Column |
|---|---|---|---|---|---|---|---|
| Organochlorine Pesticides by GC - Westborough Lab | | | | | | | |

| Surrogate | % Recovery | Qualifier | Acceptance Criteria | Column |
|---|---|---|---|---|
| 2,4,5,6-Tetrachloro-m-xylene | 61 | | 30-150 | A |
| Decachlorobiphenyl | 68 | | 30-150 | A |
| 2,4,5,6-Tetrachloro-m-xylene | 71 | | 30-150 | B |
| Decachlorobiphenyl | 80 | | 30-150 | B |

**Project Name:** NORTH MAIN STREET SITE
**Project Number:** 12814, PHASE 7
**Lab Number:** L2316226
**Report Date:** 04/12/23

## SAMPLE RESULTS

Lab ID: L2316226-02
Client ID: SB-302 (2-2.5)
Sample Location: 128 NORTH MAIN ST. PORT CHESTER NY

Date Collected: 03/28/23 09:15
Date Received: 03/28/23
Field Prep: Not Specified

Sample Depth:
Matrix: Soil
Analytical Method: 1,8081B
Analytical Date: 03/31/23 14:49
Analyst: MMG
Percent Solids: 81%

Extraction Method: EPA 3546
Extraction Date: 03/29/23 21:09
Cleanup Method: EPA 3660B
Cleanup Date: 03/31/23
Cleanup Method: EPA 3660B
Cleanup Date: 03/31/23

| Parameter | Result | Qualifier | Units | RL | MDL | Dilution Factor | Column |
|---|---|---|---|---|---|---|---|
| Organochlorine Pesticides by GC - Westborough Lab | | | | | | | |
| Delta-BHC | ND | | ug/kg | 1.85 | 0.362 | 1 | A |
| Lindane | ND | | ug/kg | 0.771 | 0.344 | 1 | A |
| Alpha-BHC | ND | | ug/kg | 0.771 | 0.219 | 1 | A |
| Beta-BHC | ND | | ug/kg | 1.85 | 0.701 | 1 | A |
| Heptachlor | ND | | ug/kg | 0.925 | 0.415 | 1 | A |
| Aldrin | ND | | ug/kg | 1.85 | 0.651 | 1 | A |
| Heptachlor epoxide | ND | | ug/kg | 3.47 | 1.04 | 1 | A |
| Endrin | ND | | ug/kg | 0.771 | 0.316 | 1 | A |
| Endrin aldehyde | ND | | ug/kg | 2.31 | 0.809 | 1 | A |
| Endrin ketone | ND | | ug/kg | 1.85 | 0.476 | 1 | A |
| Dieldrin | ND | | ug/kg | 1.16 | 0.578 | 1 | A |
| 4,4'-DDE | ND | | ug/kg | 1.85 | 0.428 | 1 | A |
| 4,4'-DDD | ND | | ug/kg | 1.85 | 0.660 | 1 | A |
| 4,4'-DDT | ND | | ug/kg | 1.85 | 1.49 | 1 | A |
| Endosulfan I | ND | | ug/kg | 1.85 | 0.437 | 1 | A |
| Endosulfan II | ND | | ug/kg | 1.85 | 0.618 | 1 | A |
| Endosulfan sulfate | ND | | ug/kg | 0.771 | 0.367 | 1 | A |
| Methoxychlor | ND | | ug/kg | 3.47 | 1.08 | 1 | A |
| Toxaphene | ND | | ug/kg | 34.7 | 9.71 | 1 | A |
| cis-Chlordane | ND | | ug/kg | 2.31 | 0.644 | 1 | A |
| trans-Chlordane | 1.10 | J | ug/kg | 2.31 | 0.610 | 1 | A |
| Chlordane | ND | | ug/kg | 15.4 | 6.13 | 1 | A |

**Project Name:** NORTH MAIN STREET SITE **Lab Number:** L2316226

**Project Number:** 12814, PHASE 7 **Report Date:** 04/12/23

## SAMPLE RESULTS

| | | | |
|---|---|---|---|
| Lab ID: | L2316226-02 | Date Collected: | 03/28/23 09:15 |
| Client ID: | SB-302 (2-2.5) | Date Received: | 03/28/23 |
| Sample Location: | 128 NORTH MAIN ST. PORT CHESTER NY | Field Prep: | Not Specified |

Sample Depth:

| Parameter | Result | Qualifier | Units | RL | MDL | Dilution Factor | Column |
|---|---|---|---|---|---|---|---|
| Organochlorine Pesticides by GC - Westborough Lab | | | | | | | |

| Surrogate | % Recovery | Qualifier | Acceptance Criteria | Column |
|---|---|---|---|---|
| 2,4,5,6-Tetrachloro-m-xylene | 83 | | 30-150 | A |
| Decachlorobiphenyl | 69 | | 30-150 | A |
| 2,4,5,6-Tetrachloro-m-xylene | 75 | | 30-150 | B |
| Decachlorobiphenyl | **405** | Q | 30-150 | B |

**Project Name:** NORTH MAIN STREET SITE
**Project Number:** 12814, PHASE 7
**Lab Number:** L2316226
**Report Date:** 04/12/23

## SAMPLE RESULTS

Lab ID: L2316226-03
Client ID: SB-303 (2-2.5)
Sample Location: 128 NORTH MAIN ST. PORT CHESTER NY

Date Collected: 03/28/23 09:35
Date Received: 03/28/23
Field Prep: Not Specified

Sample Depth:
Matrix: Soil
Analytical Method: 1,8081B
Analytical Date: 03/31/23 15:00
Analyst: MMG
Percent Solids: 85%

Extraction Method: EPA 3546
Extraction Date: 03/29/23 21:09
Cleanup Method: EPA 3660B
Cleanup Date: 03/31/23
Cleanup Method: EPA 3660B
Cleanup Date: 03/31/23

| Parameter | Result | Qualifier | Units | RL | MDL | Dilution Factor | Column |
|---|---|---|---|---|---|---|---|
| Organochlorine Pesticides by GC - Westborough Lab | | | | | | | |
| Delta-BHC | ND | | ug/kg | 1.82 | 0.356 | 1 | A |
| Lindane | ND | | ug/kg | 0.757 | 0.338 | 1 | A |
| Alpha-BHC | ND | | ug/kg | 0.757 | 0.215 | 1 | A |
| Beta-BHC | ND | | ug/kg | 1.82 | 0.689 | 1 | A |
| Heptachlor | ND | | ug/kg | 0.909 | 0.407 | 1 | A |
| Aldrin | ND | | ug/kg | 1.82 | 0.640 | 1 | A |
| Heptachlor epoxide | ND | | ug/kg | 3.41 | 1.02 | 1 | A |
| Endrin | ND | | ug/kg | 0.757 | 0.310 | 1 | A |
| Endrin aldehyde | ND | | ug/kg | 2.27 | 0.795 | 1 | A |
| Endrin ketone | ND | | ug/kg | 1.82 | 0.468 | 1 | A |
| Dieldrin | ND | | ug/kg | 1.14 | 0.568 | 1 | A |
| 4,4'-DDE | ND | | ug/kg | 1.82 | 0.420 | 1 | A |
| 4,4'-DDD | ND | | ug/kg | 1.82 | 0.648 | 1 | A |
| 4,4'-DDT | ND | | ug/kg | 1.82 | 1.46 | 1 | A |
| Endosulfan I | ND | | ug/kg | 1.82 | 0.429 | 1 | A |
| Endosulfan II | ND | | ug/kg | 1.82 | 0.607 | 1 | A |
| Endosulfan sulfate | ND | | ug/kg | 0.757 | 0.360 | 1 | A |
| Methoxychlor | ND | | ug/kg | 3.41 | 1.06 | 1 | A |
| Toxaphene | ND | | ug/kg | 34.1 | 9.54 | 1 | A |
| cis-Chlordane | ND | | ug/kg | 2.27 | 0.633 | 1 | A |
| trans-Chlordane | ND | | ug/kg | 2.27 | 0.600 | 1 | A |
| Chlordane | ND | | ug/kg | 15.1 | 6.02 | 1 | A |

**Project Name:** NORTH MAIN STREET SITE **Lab Number:** L2316226

**Project Number:** 12814, PHASE 7 **Report Date:** 04/12/23

## SAMPLE RESULTS

| | | | |
|---|---|---|---|
| Lab ID: | L2316226-03 | Date Collected: | 03/28/23 09:35 |
| Client ID: | SB-303 (2-2.5) | Date Received: | 03/28/23 |
| Sample Location: | 128 NORTH MAIN ST. PORT CHESTER NY | Field Prep: | Not Specified |

Sample Depth:

| Parameter | Result | Qualifier | Units | RL | MDL | Dilution Factor | Column |
|---|---|---|---|---|---|---|---|
| Organochlorine Pesticides by GC - Westborough Lab | | | | | | | |

| Surrogate | % Recovery | Qualifier | Acceptance Criteria | Column |
|---|---|---|---|---|
| 2,4,5,6-Tetrachloro-m-xylene | 67 | | 30-150 | A |
| Decachlorobiphenyl | 75 | | 30-150 | A |
| 2,4,5,6-Tetrachloro-m-xylene | 68 | | 30-150 | B |
| Decachlorobiphenyl | **233** | Q | 30-150 | B |

**Project Name:** NORTH MAIN STREET SITE
**Project Number:** 12814, PHASE 7
**Lab Number:** L2316226
**Report Date:** 04/12/23

## SAMPLE RESULTS

Lab ID: L2316226-04
Client ID: SB-303 (8.5-9)
Sample Location: 128 NORTH MAIN ST. PORT CHESTER NY

Date Collected: 03/28/23 09:40
Date Received: 03/28/23
Field Prep: Not Specified

Sample Depth:
Matrix: Soil
Analytical Method: 1,8081B
Analytical Date: 04/03/23 15:40
Analyst: AKM
Percent Solids: 96%

Extraction Method: EPA 3546
Extraction Date: 03/31/23 18:31
Cleanup Method: EPA 3620B
Cleanup Date: 04/03/23
Cleanup Method: EPA 3660B
Cleanup Date: 04/03/23

| Parameter | Result | Qualifier | Units | RL | MDL | Dilution Factor | Column |
|---|---|---|---|---|---|---|---|
| Organochlorine Pesticides by GC - Westborough Lab | | | | | | | |
| Delta-BHC | ND | | ug/kg | 1.58 | 0.309 | 1 | A |
| Lindane | ND | | ug/kg | 0.657 | 0.294 | 1 | A |
| Alpha-BHC | ND | | ug/kg | 0.657 | 0.186 | 1 | A |
| Beta-BHC | ND | | ug/kg | 1.58 | 0.598 | 1 | A |
| Heptachlor | ND | | ug/kg | 0.788 | 0.353 | 1 | A |
| Aldrin | ND | | ug/kg | 1.58 | 0.555 | 1 | A |
| Heptachlor epoxide | ND | | ug/kg | 2.96 | 0.887 | 1 | A |
| Endrin | ND | | ug/kg | 0.657 | 0.269 | 1 | A |
| Endrin aldehyde | ND | | ug/kg | 1.97 | 0.690 | 1 | A |
| Endrin ketone | ND | | ug/kg | 1.58 | 0.406 | 1 | A |
| Dieldrin | ND | | ug/kg | 0.985 | 0.492 | 1 | A |
| 4,4'-DDE | ND | | ug/kg | 1.58 | 0.364 | 1 | A |
| 4,4'-DDD | ND | | ug/kg | 1.58 | 0.562 | 1 | A |
| 4,4'-DDT | ND | | ug/kg | 1.58 | 1.27 | 1 | A |
| Endosulfan I | ND | | ug/kg | 1.58 | 0.372 | 1 | A |
| Endosulfan II | ND | | ug/kg | 1.58 | 0.527 | 1 | A |
| Endosulfan sulfate | ND | | ug/kg | 0.657 | 0.313 | 1 | A |
| Methoxychlor | ND | | ug/kg | 2.96 | 0.920 | 1 | A |
| Toxaphene | ND | | ug/kg | 29.6 | 8.28 | 1 | A |
| cis-Chlordane | ND | | ug/kg | 1.97 | 0.549 | 1 | A |
| trans-Chlordane | ND | | ug/kg | 1.97 | 0.520 | 1 | A |
| Chlordane | ND | | ug/kg | 13.1 | 5.22 | 1 | A |

**Project Name:** NORTH MAIN STREET SITE **Lab Number:** L2316226

**Project Number:** 12814, PHASE 7 **Report Date:** 04/12/23

## SAMPLE RESULTS

| | | | |
|---|---|---|---|
| Lab ID: | L2316226-04 | Date Collected: | 03/28/23 09:40 |
| Client ID: | SB-303 (8.5-9) | Date Received: | 03/28/23 |
| Sample Location: | 128 NORTH MAIN ST. PORT CHESTER NY | Field Prep: | Not Specified |

Sample Depth:

| Parameter | Result | Qualifier | Units | RL | MDL | Dilution Factor | Column |
|---|---|---|---|---|---|---|---|
| Organochlorine Pesticides by GC - Westborough Lab | | | | | | | |

| Surrogate | % Recovery | Qualifier | Acceptance Criteria | Column |
|---|---|---|---|---|
| 2,4,5,6-Tetrachloro-m-xylene | 70 | | 30-150 | A |
| Decachlorobiphenyl | 69 | | 30-150 | A |
| 2,4,5,6-Tetrachloro-m-xylene | 69 | | 30-150 | B |
| Decachlorobiphenyl | 50 | | 30-150 | B |

**Project Name:** NORTH MAIN STREET SITE
**Project Number:** 12814, PHASE 7
**Lab Number:** L2316226
**Report Date:** 04/12/23

## SAMPLE RESULTS

Lab ID: L2316226-05
Client ID: SB-304 (1.5-2)
Sample Location: 128 NORTH MAIN ST. PORT CHESTER NY

Date Collected: 03/28/23 10:10
Date Received: 03/28/23
Field Prep: Not Specified

Sample Depth:
Matrix: Soil
Analytical Method: 1,8081B
Analytical Date: 03/31/23 15:11
Analyst: MMG
Percent Solids: 84%

Extraction Method: EPA 3546
Extraction Date: 03/29/23 21:09
Cleanup Method: EPA 3660B
Cleanup Date: 03/31/23
Cleanup Method: EPA 3660B
Cleanup Date: 03/31/23

| Parameter | Result | Qualifier | Units | RL | MDL | Dilution Factor | Column |
|---|---|---|---|---|---|---|---|
| Organochlorine Pesticides by GC - Westborough Lab | | | | | | | |
| Delta-BHC | ND | | ug/kg | 1.80 | 0.353 | 1 | A |
| Lindane | ND | | ug/kg | 0.751 | 0.336 | 1 | A |
| Alpha-BHC | ND | | ug/kg | 0.751 | 0.213 | 1 | A |
| Beta-BHC | ND | | ug/kg | 1.80 | 0.683 | 1 | A |
| Heptachlor | ND | | ug/kg | 0.901 | 0.404 | 1 | A |
| Aldrin | ND | | ug/kg | 1.80 | 0.635 | 1 | A |
| Heptachlor epoxide | ND | | ug/kg | 3.38 | 1.01 | 1 | A |
| Endrin | ND | | ug/kg | 0.751 | 0.308 | 1 | A |
| Endrin aldehyde | ND | | ug/kg | 2.25 | 0.789 | 1 | A |
| Endrin ketone | ND | | ug/kg | 1.80 | 0.464 | 1 | A |
| Dieldrin | ND | | ug/kg | 1.13 | 0.563 | 1 | A |
| 4,4'-DDE | ND | | ug/kg | 1.80 | 0.417 | 1 | A |
| 4,4'-DDD | ND | | ug/kg | 1.80 | 0.643 | 1 | A |
| 4,4'-DDT | ND | | ug/kg | 1.80 | 1.45 | 1 | A |
| Endosulfan I | ND | | ug/kg | 1.80 | 0.426 | 1 | A |
| Endosulfan II | ND | | ug/kg | 1.80 | 0.602 | 1 | A |
| Endosulfan sulfate | ND | | ug/kg | 0.751 | 0.358 | 1 | A |
| Methoxychlor | ND | | ug/kg | 3.38 | 1.05 | 1 | A |
| Toxaphene | ND | | ug/kg | 33.8 | 9.46 | 1 | A |
| cis-Chlordane | 0.998 | J | ug/kg | 2.25 | 0.628 | 1 | B |
| trans-Chlordane | 0.716 | JIP | ug/kg | 2.25 | 0.595 | 1 | B |
| Chlordane | 13.0 | JIP | ug/kg | 15.0 | 5.97 | 1 | B |

**Project Name:** NORTH MAIN STREET SITE **Lab Number:** L2316226

**Project Number:** 12814, PHASE 7 **Report Date:** 04/12/23

## SAMPLE RESULTS

| | | | |
|---|---|---|---|
| Lab ID: | L2316226-05 | Date Collected: | 03/28/23 10:10 |
| Client ID: | SB-304 (1.5-2) | Date Received: | 03/28/23 |
| Sample Location: | 128 NORTH MAIN ST. PORT CHESTER NY | Field Prep: | Not Specified |

Sample Depth:

| Parameter | Result | Qualifier | Units | RL | MDL | Dilution Factor | Column |
|---|---|---|---|---|---|---|---|
| Organochlorine Pesticides by GC - Westborough Lab | | | | | | | |

| Surrogate | % Recovery | Qualifier | Acceptance Criteria | Column |
|---|---|---|---|---|
| 2,4,5,6-Tetrachloro-m-xylene | 42 | | 30-150 | A |
| Decachlorobiphenyl | 32 | | 30-150 | A |
| 2,4,5,6-Tetrachloro-m-xylene | 41 | | 30-150 | B |
| Decachlorobiphenyl | 61 | | 30-150 | B |

**Project Name:** NORTH MAIN STREET SITE
**Project Number:** 12814, PHASE 7
**Lab Number:** L2316226
**Report Date:** 04/12/23

## SAMPLE RESULTS

Lab ID: L2316226-06
Client ID: SB-304 (3-3.5)
Sample Location: 128 NORTH MAIN ST. PORT CHESTER NY

Date Collected: 03/28/23 10:15
Date Received: 03/28/23
Field Prep: Not Specified

Sample Depth:
Matrix: Soil
Analytical Method: 1,8081B
Analytical Date: 03/31/23 15:22
Analyst: MMG
Percent Solids: 86%

Extraction Method: EPA 3546
Extraction Date: 03/29/23 21:09
Cleanup Method: EPA 3660B
Cleanup Date: 03/31/23
Cleanup Method: EPA 3660B
Cleanup Date: 03/31/23

| Parameter | Result | Qualifier | Units | RL | MDL | Dilution Factor | Column |
|---|---|---|---|---|---|---|---|
| Organochlorine Pesticides by GC - Westborough Lab | | | | | | | |
| Delta-BHC | ND | | ug/kg | 1.85 | 0.363 | 1 | A |
| Lindane | ND | | ug/kg | 0.772 | 0.345 | 1 | A |
| Alpha-BHC | ND | | ug/kg | 0.772 | 0.219 | 1 | A |
| Beta-BHC | ND | | ug/kg | 1.85 | 0.703 | 1 | A |
| Heptachlor | ND | | ug/kg | 0.927 | 0.415 | 1 | A |
| Aldrin | ND | | ug/kg | 1.85 | 0.652 | 1 | A |
| Heptachlor epoxide | ND | | ug/kg | 3.48 | 1.04 | 1 | A |
| Endrin | ND | | ug/kg | 0.772 | 0.317 | 1 | A |
| Endrin aldehyde | ND | | ug/kg | 2.32 | 0.811 | 1 | A |
| Endrin ketone | ND | | ug/kg | 1.85 | 0.477 | 1 | A |
| Dieldrin | ND | | ug/kg | 1.16 | 0.579 | 1 | A |
| 4,4'-DDE | ND | | ug/kg | 1.85 | 0.428 | 1 | A |
| 4,4'-DDD | ND | | ug/kg | 1.85 | 0.661 | 1 | A |
| 4,4'-DDT | ND | | ug/kg | 1.85 | 1.49 | 1 | A |
| Endosulfan I | ND | | ug/kg | 1.85 | 0.438 | 1 | A |
| Endosulfan II | ND | | ug/kg | 1.85 | 0.619 | 1 | A |
| Endosulfan sulfate | ND | | ug/kg | 0.772 | 0.368 | 1 | A |
| Methoxychlor | ND | | ug/kg | 3.48 | 1.08 | 1 | A |
| Toxaphene | ND | | ug/kg | 34.8 | 9.73 | 1 | A |
| cis-Chlordane | ND | | ug/kg | 2.32 | 0.646 | 1 | A |
| trans-Chlordane | ND | | ug/kg | 2.32 | 0.612 | 1 | A |
| Chlordane | ND | | ug/kg | 15.4 | 6.14 | 1 | A |

**Project Name:** NORTH MAIN STREET SITE **Lab Number:** L2316226

**Project Number:** 12814, PHASE 7 **Report Date:** 04/12/23

## SAMPLE RESULTS

| | | | |
|---|---|---|---|
| Lab ID: | L2316226-06 | Date Collected: | 03/28/23 10:15 |
| Client ID: | SB-304 (3-3.5) | Date Received: | 03/28/23 |
| Sample Location: | 128 NORTH MAIN ST. PORT CHESTER NY | Field Prep: | Not Specified |

Sample Depth:

| Parameter | Result | Qualifier | Units | RL | MDL | Dilution Factor | Column |
|---|---|---|---|---|---|---|---|
| Organochlorine Pesticides by GC - Westborough Lab | | | | | | | |

| Surrogate | % Recovery | Qualifier | Acceptance Criteria | Column |
|---|---|---|---|---|
| 2,4,5,6-Tetrachloro-m-xylene | 75 | | 30-150 | A |
| Decachlorobiphenyl | 75 | | 30-150 | A |
| 2,4,5,6-Tetrachloro-m-xylene | 75 | | 30-150 | B |
| Decachlorobiphenyl | 81 | | 30-150 | B |

**Project Name:** NORTH MAIN STREET SITE
**Project Number:** 12814, PHASE 7
**Lab Number:** L2316226
**Report Date:** 04/12/23

## SAMPLE RESULTS

Lab ID: L2316226-07
Client ID: SB-305 (1.5-2)
Sample Location: 128 NORTH MAIN ST. PORT CHESTER NY

Date Collected: 03/28/23 12:05
Date Received: 03/28/23
Field Prep: Not Specified

Sample Depth:
Matrix: Soil
Analytical Method: 1,8081B
Analytical Date: 03/31/23 15:33
Analyst: MMG
Percent Solids: 83%

Extraction Method: EPA 3546
Extraction Date: 03/29/23 21:09
Cleanup Method: EPA 3660B
Cleanup Date: 03/31/23
Cleanup Method: EPA 3660B
Cleanup Date: 03/31/23

| Parameter | Result | Qualifier | Units | RL | MDL | Dilution Factor | Column |
|---|---|---|---|---|---|---|---|
| Organochlorine Pesticides by GC - Westborough Lab | | | | | | | |
| Delta-BHC | ND | | ug/kg | 1.86 | 0.365 | 1 | A |
| Lindane | ND | | ug/kg | 0.777 | 0.347 | 1 | A |
| Alpha-BHC | ND | | ug/kg | 0.777 | 0.221 | 1 | A |
| Beta-BHC | ND | | ug/kg | 1.86 | 0.707 | 1 | A |
| Heptachlor | ND | | ug/kg | 0.932 | 0.418 | 1 | A |
| Aldrin | ND | | ug/kg | 1.86 | 0.656 | 1 | A |
| Heptachlor epoxide | ND | | ug/kg | 3.50 | 1.05 | 1 | A |
| Endrin | ND | | ug/kg | 0.777 | 0.318 | 1 | A |
| Endrin aldehyde | ND | | ug/kg | 2.33 | 0.816 | 1 | A |
| Endrin ketone | ND | | ug/kg | 1.86 | 0.480 | 1 | A |
| Dieldrin | ND | | ug/kg | 1.16 | 0.583 | 1 | A |
| 4,4'-DDE | ND | | ug/kg | 1.86 | 0.431 | 1 | A |
| 4,4'-DDD | ND | | ug/kg | 1.86 | 0.665 | 1 | A |
| 4,4'-DDT | ND | | ug/kg | 1.86 | 1.50 | 1 | A |
| Endosulfan I | ND | | ug/kg | 1.86 | 0.440 | 1 | A |
| Endosulfan II | ND | | ug/kg | 1.86 | 0.623 | 1 | A |
| Endosulfan sulfate | ND | | ug/kg | 0.777 | 0.370 | 1 | A |
| Methoxychlor | ND | | ug/kg | 3.50 | 1.09 | 1 | A |
| Toxaphene | ND | | ug/kg | 35.0 | 9.79 | 1 | A |
| cis-Chlordane | ND | | ug/kg | 2.33 | 0.650 | 1 | A |
| trans-Chlordane | 0.980 | J | ug/kg | 2.33 | 0.615 | 1 | A |
| Chlordane | ND | | ug/kg | 15.5 | 6.18 | 1 | A |

**Project Name:** NORTH MAIN STREET SITE **Lab Number:** L2316226

**Project Number:** 12814, PHASE 7 **Report Date:** 04/12/23

## SAMPLE RESULTS

| | | | |
|---|---|---|---|
| Lab ID: | L2316226-07 | Date Collected: | 03/28/23 12:05 |
| Client ID: | SB-305 (1.5-2) | Date Received: | 03/28/23 |
| Sample Location: | 128 NORTH MAIN ST. PORT CHESTER NY | Field Prep: | Not Specified |

Sample Depth:

| Parameter | Result | Qualifier | Units | RL | MDL | Dilution Factor | Column |
|---|---|---|---|---|---|---|---|
| Organochlorine Pesticides by GC - Westborough Lab | | | | | | | |

| Surrogate | % Recovery | Qualifier | Acceptance Criteria | Column |
|---|---|---|---|---|
| 2,4,5,6-Tetrachloro-m-xylene | 71 | | 30-150 | A |
| Decachlorobiphenyl | 64 | | 30-150 | A |
| 2,4,5,6-Tetrachloro-m-xylene | 70 | | 30-150 | B |
| Decachlorobiphenyl | 83 | | 30-150 | B |

**Project Name:** NORTH MAIN STREET SITE
**Project Number:** 12814, PHASE 7
**Lab Number:** L2316226
**Report Date:** 04/12/23

## SAMPLE RESULTS

Lab ID: L2316226-08
Client ID: SB-306 (2.5-3)
Sample Location: 128 NORTH MAIN ST. PORT CHESTER NY

Date Collected: 03/28/23 11:30
Date Received: 03/28/23
Field Prep: Not Specified

Sample Depth:
Matrix: Soil
Analytical Method: 1,8081B
Analytical Date: 03/31/23 13:50
Analyst: AKM
Percent Solids: 88%

Extraction Method: EPA 3546
Extraction Date: 03/29/23 21:09
Cleanup Method: EPA 3660B
Cleanup Date: 03/31/23
Cleanup Method: EPA 3660B
Cleanup Date: 03/31/23

| Parameter | Result | Qualifier | Units | RL | MDL | Dilution Factor | Column |
|---|---|---|---|---|---|---|---|
| Organochlorine Pesticides by GC - Westborough Lab | | | | | | | |
| Delta-BHC | ND | | ug/kg | 1.72 | 0.336 | 1 | A |
| Lindane | ND | | ug/kg | 0.716 | 0.320 | 1 | A |
| Alpha-BHC | ND | | ug/kg | 0.716 | 0.203 | 1 | A |
| Beta-BHC | ND | | ug/kg | 1.72 | 0.651 | 1 | A |
| Heptachlor | ND | | ug/kg | 0.859 | 0.385 | 1 | A |
| Aldrin | ND | | ug/kg | 1.72 | 0.605 | 1 | A |
| Heptachlor epoxide | ND | | ug/kg | 3.22 | 0.966 | 1 | A |
| Endrin | ND | | ug/kg | 0.716 | 0.293 | 1 | A |
| Endrin aldehyde | ND | | ug/kg | 2.15 | 0.752 | 1 | A |
| Endrin ketone | ND | | ug/kg | 1.72 | 0.442 | 1 | A |
| Dieldrin | ND | | ug/kg | 1.07 | 0.537 | 1 | A |
| 4,4'-DDE | ND | | ug/kg | 1.72 | 0.397 | 1 | A |
| 4,4'-DDD | ND | | ug/kg | 1.72 | 0.613 | 1 | A |
| 4,4'-DDT | ND | | ug/kg | 1.72 | 1.38 | 1 | A |
| Endosulfan I | ND | | ug/kg | 1.72 | 0.406 | 1 | A |
| Endosulfan II | ND | | ug/kg | 1.72 | 0.574 | 1 | A |
| Endosulfan sulfate | ND | | ug/kg | 0.716 | 0.341 | 1 | A |
| Methoxychlor | ND | | ug/kg | 3.22 | 1.00 | 1 | A |
| Toxaphene | ND | | ug/kg | 32.2 | 9.02 | 1 | A |
| cis-Chlordane | ND | | ug/kg | 2.15 | 0.598 | 1 | A |
| trans-Chlordane | ND | | ug/kg | 2.15 | 0.567 | 1 | A |
| Chlordane | ND | | ug/kg | 14.3 | 5.69 | 1 | A |

**Project Name:** NORTH MAIN STREET SITE **Lab Number:** L2316226

**Project Number:** 12814, PHASE 7 **Report Date:** 04/12/23

## SAMPLE RESULTS

| | | | |
|---|---|---|---|
| Lab ID: | L2316226-08 | Date Collected: | 03/28/23 11:30 |
| Client ID: | SB-306 (2.5-3) | Date Received: | 03/28/23 |
| Sample Location: | 128 NORTH MAIN ST. PORT CHESTER NY | Field Prep: | Not Specified |

Sample Depth:

| Parameter | Result | Qualifier | Units | RL | MDL | Dilution Factor | Column |
|---|---|---|---|---|---|---|---|
| Organochlorine Pesticides by GC - Westborough Lab | | | | | | | |

| Surrogate | % Recovery | Qualifier | Acceptance Criteria | Column |
|---|---|---|---|---|
| 2,4,5,6-Tetrachloro-m-xylene | 61 | | 30-150 | A |
| Decachlorobiphenyl | 75 | | 30-150 | A |
| 2,4,5,6-Tetrachloro-m-xylene | 66 | | 30-150 | B |
| Decachlorobiphenyl | 82 | | 30-150 | B |

**Project Name:** NORTH MAIN STREET SITE
**Project Number:** 12814, PHASE 7
**Lab Number:** L2316226
**Report Date:** 04/12/23

## SAMPLE RESULTS

Lab ID: L2316226-09
Client ID: SB-307 (1.5-2)
Sample Location: 128 NORTH MAIN ST. PORT CHESTER NY

Date Collected: 03/28/23 10:55
Date Received: 03/28/23
Field Prep: Not Specified

Sample Depth:
Matrix: Soil
Analytical Method: 1,8081B
Analytical Date: 03/31/23 14:02
Analyst: AKM
Percent Solids: 86%

Extraction Method: EPA 3546
Extraction Date: 03/29/23 21:09
Cleanup Method: EPA 3660B
Cleanup Date: 03/31/23
Cleanup Method: EPA 3660B
Cleanup Date: 03/31/23

| Parameter | Result | Qualifier | Units | RL | MDL | Dilution Factor | Column |
|---|---|---|---|---|---|---|---|
| Organochlorine Pesticides by GC - Westborough Lab | | | | | | | |
| Delta-BHC | ND | | ug/kg | 1.81 | 0.354 | 1 | A |
| Lindane | ND | | ug/kg | 0.754 | 0.337 | 1 | A |
| Alpha-BHC | ND | | ug/kg | 0.754 | 0.214 | 1 | A |
| Beta-BHC | ND | | ug/kg | 1.81 | 0.686 | 1 | A |
| Heptachlor | ND | | ug/kg | 0.905 | 0.406 | 1 | A |
| Aldrin | ND | | ug/kg | 1.81 | 0.637 | 1 | A |
| Heptachlor epoxide | ND | | ug/kg | 3.39 | 1.02 | 1 | A |
| Endrin | ND | | ug/kg | 0.754 | 0.309 | 1 | A |
| Endrin aldehyde | ND | | ug/kg | 2.26 | 0.792 | 1 | A |
| Endrin ketone | ND | | ug/kg | 1.81 | 0.466 | 1 | A |
| Dieldrin | ND | | ug/kg | 1.13 | 0.565 | 1 | A |
| 4,4'-DDE | ND | | ug/kg | 1.81 | 0.418 | 1 | A |
| 4,4'-DDD | ND | | ug/kg | 1.81 | 0.645 | 1 | A |
| 4,4'-DDT | ND | | ug/kg | 1.81 | 1.45 | 1 | A |
| Endosulfan I | ND | | ug/kg | 1.81 | 0.427 | 1 | A |
| Endosulfan II | ND | | ug/kg | 1.81 | 0.605 | 1 | A |
| Endosulfan sulfate | ND | | ug/kg | 0.754 | 0.359 | 1 | A |
| Methoxychlor | ND | | ug/kg | 3.39 | 1.06 | 1 | A |
| Toxaphene | ND | | ug/kg | 33.9 | 9.50 | 1 | A |
| cis-Chlordane | ND | | ug/kg | 2.26 | 0.630 | 1 | A |
| trans-Chlordane | ND | | ug/kg | 2.26 | 0.597 | 1 | A |
| Chlordane | ND | | ug/kg | 15.1 | 5.99 | 1 | A |

**Project Name:** NORTH MAIN STREET SITE **Lab Number:** L2316226

**Project Number:** 12814, PHASE 7 **Report Date:** 04/12/23

## SAMPLE RESULTS

| | | | |
|---|---|---|---|
| Lab ID: | L2316226-09 | Date Collected: | 03/28/23 10:55 |
| Client ID: | SB-307 (1.5-2) | Date Received: | 03/28/23 |
| Sample Location: | 128 NORTH MAIN ST. PORT CHESTER NY | Field Prep: | Not Specified |

Sample Depth:

| Parameter | Result | Qualifier | Units | RL | MDL | Dilution Factor | Column |
|---|---|---|---|---|---|---|---|
| Organochlorine Pesticides by GC - Westborough Lab | | | | | | | |

| Surrogate | % Recovery | Qualifier | Acceptance Criteria | Column |
|---|---|---|---|---|
| 2,4,5,6-Tetrachloro-m-xylene | 50 | | 30-150 | A |
| Decachlorobiphenyl | 59 | | 30-150 | A |
| 2,4,5,6-Tetrachloro-m-xylene | 72 | | 30-150 | B |
| Decachlorobiphenyl | 67 | | 30-150 | B |

**Project Name:** NORTH MAIN STREET SITE
**Project Number:** 12814, PHASE 7
**Lab Number:** L2316226
**Report Date:** 04/12/23

## SAMPLE RESULTS

Lab ID: L2316226-10
Client ID: SB-307 (4.5-5)
Sample Location: 128 NORTH MAIN ST. PORT CHESTER NY

Date Collected: 03/28/23 11:00
Date Received: 03/28/23
Field Prep: Not Specified

Sample Depth:
Matrix: Soil
Analytical Method: 1,8081B
Analytical Date: 03/31/23 14:14
Analyst: AKM
Percent Solids: 83%

Extraction Method: EPA 3546
Extraction Date: 03/29/23 21:09
Cleanup Method: EPA 3660B
Cleanup Date: 03/31/23
Cleanup Method: EPA 3660B
Cleanup Date: 03/31/23

| Parameter | Result | Qualifier | Units | RL | MDL | Dilution Factor | Column |
|---|---|---|---|---|---|---|---|
| Organochlorine Pesticides by GC - Westborough Lab | | | | | | | |
| Delta-BHC | ND | | ug/kg | 1.92 | 0.376 | 1 | A |
| Lindane | ND | | ug/kg | 0.800 | 0.358 | 1 | A |
| Alpha-BHC | ND | | ug/kg | 0.800 | 0.227 | 1 | A |
| Beta-BHC | ND | | ug/kg | 1.92 | 0.728 | 1 | A |
| Heptachlor | ND | | ug/kg | 0.960 | 0.430 | 1 | A |
| Aldrin | ND | | ug/kg | 1.92 | 0.676 | 1 | A |
| Heptachlor epoxide | ND | | ug/kg | 3.60 | 1.08 | 1 | A |
| Endrin | ND | | ug/kg | 0.800 | 0.328 | 1 | A |
| Endrin aldehyde | ND | | ug/kg | 2.40 | 0.840 | 1 | A |
| Endrin ketone | ND | | ug/kg | 1.92 | 0.494 | 1 | A |
| Dieldrin | ND | | ug/kg | 1.20 | 0.600 | 1 | A |
| 4,4'-DDE | ND | | ug/kg | 1.92 | 0.444 | 1 | A |
| 4,4'-DDD | ND | | ug/kg | 1.92 | 0.685 | 1 | A |
| 4,4'-DDT | ND | | ug/kg | 1.92 | 1.54 | 1 | A |
| Endosulfan I | ND | | ug/kg | 1.92 | 0.454 | 1 | A |
| Endosulfan II | ND | | ug/kg | 1.92 | 0.642 | 1 | A |
| Endosulfan sulfate | ND | | ug/kg | 0.800 | 0.381 | 1 | A |
| Methoxychlor | ND | | ug/kg | 3.60 | 1.12 | 1 | A |
| Toxaphene | ND | | ug/kg | 36.0 | 10.1 | 1 | A |
| cis-Chlordane | ND | | ug/kg | 2.40 | 0.669 | 1 | A |
| trans-Chlordane | ND | | ug/kg | 2.40 | 0.634 | 1 | A |
| Chlordane | ND | | ug/kg | 16.0 | 6.36 | 1 | A |

**Project Name:** NORTH MAIN STREET SITE **Lab Number:** L2316226

**Project Number:** 12814, PHASE 7 **Report Date:** 04/12/23

## SAMPLE RESULTS

| | | | |
|---|---|---|---|
| Lab ID: | L2316226-10 | Date Collected: | 03/28/23 11:00 |
| Client ID: | SB-307 (4.5-5) | Date Received: | 03/28/23 |
| Sample Location: | 128 NORTH MAIN ST. PORT CHESTER NY | Field Prep: | Not Specified |

Sample Depth:

| Parameter | Result | Qualifier | Units | RL | MDL | Dilution Factor | Column |
|---|---|---|---|---|---|---|---|
| Organochlorine Pesticides by GC - Westborough Lab | | | | | | | |

| Surrogate | % Recovery | Qualifier | Acceptance Criteria | Column |
|---|---|---|---|---|
| 2,4,5,6-Tetrachloro-m-xylene | 70 | | 30-150 | A |
| Decachlorobiphenyl | 79 | | 30-150 | A |
| 2,4,5,6-Tetrachloro-m-xylene | 72 | | 30-150 | B |
| Decachlorobiphenyl | 80 | | 30-150 | B |

**Project Name:** NORTH MAIN STREET SITE
**Project Number:** 12814, PHASE 7
**Lab Number:** L2316226
**Report Date:** 04/12/23

## SAMPLE RESULTS

Lab ID: L2316226-11
Client ID: TWP-301
Sample Location: 128 NORTH MAIN ST. PORT CHESTER NY

Date Collected: 03/28/23 14:15
Date Received: 03/28/23
Field Prep: Not Specified

Sample Depth:
Matrix: Water
Analytical Method: 1,8081B
Analytical Date: 04/03/23 19:14
Analyst: AAR

Extraction Method: EPA 3510C
Extraction Date: 04/01/23 19:02

| Parameter | Result | Qualifier | Units | RL | MDL | Dilution Factor | Column |
|---|---|---|---|---|---|---|---|
| Organochlorine Pesticides by GC - Westborough Lab | | | | | | | |
| Delta-BHC | ND | | ug/l | 0.014 | 0.003 | 1 | A |
| Lindane | ND | | ug/l | 0.014 | 0.003 | 1 | A |
| Alpha-BHC | ND | | ug/l | 0.014 | 0.003 | 1 | A |
| Beta-BHC | ND | | ug/l | 0.014 | 0.004 | 1 | A |
| Heptachlor | ND | | ug/l | 0.014 | 0.002 | 1 | A |
| Aldrin | ND | | ug/l | 0.014 | 0.002 | 1 | A |
| Heptachlor epoxide | ND | | ug/l | 0.014 | 0.003 | 1 | A |
| Endrin | ND | | ug/l | 0.029 | 0.003 | 1 | A |
| Endrin aldehyde | ND | | ug/l | 0.029 | 0.006 | 1 | A |
| Endrin ketone | ND | | ug/l | 0.029 | 0.003 | 1 | A |
| Dieldrin | ND | | ug/l | 0.029 | 0.003 | 1 | A |
| 4,4'-DDE | ND | | ug/l | 0.029 | 0.003 | 1 | A |
| 4,4'-DDD | ND | | ug/l | 0.029 | 0.003 | 1 | A |
| 4,4'-DDT | ND | | ug/l | 0.029 | 0.003 | 1 | A |
| Endosulfan I | ND | | ug/l | 0.014 | 0.002 | 1 | A |
| Endosulfan II | ND | | ug/l | 0.029 | 0.004 | 1 | A |
| Endosulfan sulfate | ND | | ug/l | 0.029 | 0.003 | 1 | A |
| Methoxychlor | ND | | ug/l | 0.143 | 0.005 | 1 | A |
| Toxaphene | ND | | ug/l | 0.143 | 0.045 | 1 | A |
| cis-Chlordane | ND | | ug/l | 0.014 | 0.005 | 1 | A |
| trans-Chlordane | ND | | ug/l | 0.014 | 0.004 | 1 | A |
| Chlordane | ND | | ug/l | 0.143 | 0.033 | 1 | A |

**Project Name:** NORTH MAIN STREET SITE **Lab Number:** L2316226

**Project Number:** 12814, PHASE 7 **Report Date:** 04/12/23

## SAMPLE RESULTS

| | | | |
|---|---|---|---|
| Lab ID: | L2316226-11 | Date Collected: | 03/28/23 14:15 |
| Client ID: | TWP-301 | Date Received: | 03/28/23 |
| Sample Location: | 128 NORTH MAIN ST. PORT CHESTER NY | Field Prep: | Not Specified |

Sample Depth:

| Parameter | Result | Qualifier | Units | RL | MDL | Dilution Factor | Column |
|---|---|---|---|---|---|---|---|
| Organochlorine Pesticides by GC - Westborough Lab | | | | | | | |

| Surrogate | % Recovery | Qualifier | Acceptance Criteria | Column |
|---|---|---|---|---|
| 2,4,5,6-Tetrachloro-m-xylene | 72 | | 30-150 | A |
| Decachlorobiphenyl | 40 | | 30-150 | A |
| 2,4,5,6-Tetrachloro-m-xylene | 64 | | 30-150 | B |
| Decachlorobiphenyl | 37 | | 30-150 | B |

**Project Name:** NORTH MAIN STREET SITE
**Project Number:** 12814, PHASE 7

**Lab Number:** L2316226
**Report Date:** 04/12/23

# Method Blank Analysis
## Batch Quality Control

Analytical Method: 1,8081B
Analytical Date: 03/31/23 12:04
Analyst: AKM

Extraction Method: EPA 3546
Extraction Date: 03/29/23 21:09
Cleanup Method: EPA 3660B
Cleanup Date: 03/31/23
Cleanup Method: EPA 3660B
Cleanup Date: 03/31/23

| Parameter | Result | Qualifier | Units | RL | MDL | Column |
|---|---|---|---|---|---|---|
| Organochlorine Pesticides by GC - Westborough Lab for sample(s): 01-03,05-10 Batch: WG1760481-1 | | | | | | |
| Delta-BHC | ND | | ug/kg | 1.50 | 0.294 | A |
| Lindane | ND | | ug/kg | 0.626 | 0.280 | A |
| Alpha-BHC | ND | | ug/kg | 0.626 | 0.178 | A |
| Beta-BHC | ND | | ug/kg | 1.50 | 0.570 | A |
| Heptachlor | ND | | ug/kg | 0.752 | 0.337 | A |
| Aldrin | ND | | ug/kg | 1.50 | 0.529 | A |
| Heptachlor epoxide | ND | | ug/kg | 2.82 | 0.846 | A |
| Endrin | ND | | ug/kg | 0.626 | 0.257 | A |
| Endrin aldehyde | ND | | ug/kg | 1.88 | 0.658 | A |
| Endrin ketone | ND | | ug/kg | 1.50 | 0.387 | A |
| Dieldrin | ND | | ug/kg | 0.940 | 0.470 | A |
| 4,4'-DDE | ND | | ug/kg | 1.50 | 0.348 | A |
| 4,4'-DDD | ND | | ug/kg | 1.50 | 0.536 | A |
| 4,4'-DDT | ND | | ug/kg | 1.50 | 1.21 | A |
| Endosulfan I | ND | | ug/kg | 1.50 | 0.355 | A |
| Endosulfan II | ND | | ug/kg | 1.50 | 0.502 | A |
| Endosulfan sulfate | ND | | ug/kg | 0.626 | 0.298 | A |
| Methoxychlor | ND | | ug/kg | 2.82 | 0.877 | A |
| Toxaphene | ND | | ug/kg | 28.2 | 7.89 | A |
| cis-Chlordane | ND | | ug/kg | 1.88 | 0.524 | A |
| trans-Chlordane | ND | | ug/kg | 1.88 | 0.496 | A |
| Chlordane | ND | | ug/kg | 12.5 | 4.98 | A |

**Project Name:** NORTH MAIN STREET SITE
**Project Number:** 12814, PHASE 7

**Lab Number:** L2316226
**Report Date:** 04/12/23

# Method Blank Analysis
## Batch Quality Control

Analytical Method: 1,8081B
Analytical Date: 03/31/23 12:04
Analyst: AKM

Extraction Method: EPA 3546
Extraction Date: 03/29/23 21:09
Cleanup Method: EPA 3660B
Cleanup Date: 03/31/23
Cleanup Method: EPA 3660B
Cleanup Date: 03/31/23

| Parameter | Result | Qualifier | Units | RL | MDL | Column |
|---|---|---|---|---|---|---|
| Organochlorine Pesticides by GC - Westborough Lab for sample(s): 01-03,05-10 Batch: WG1760481-1 | | | | | | |

| Surrogate | %Recovery | Qualifier | Acceptance Criteria | Column |
|---|---|---|---|---|
| 2,4,5,6-Tetrachloro-m-xylene | 68 | | 30-150 | A |
| Decachlorobiphenyl | 84 | | 30-150 | A |
| 2,4,5,6-Tetrachloro-m-xylene | 68 | | 30-150 | B |
| Decachlorobiphenyl | 87 | | 30-150 | B |

**Project Name:** NORTH MAIN STREET SITE
**Project Number:** 12814, PHASE 7

**Lab Number:** L2316226
**Report Date:** 04/12/23

# Method Blank Analysis
## Batch Quality Control

Analytical Method: 1,8081B
Analytical Date: 04/01/23 03:19
Analyst: AAR

Extraction Method: EPA 3546
Extraction Date: 03/31/23 05:47
Cleanup Method: EPA 3620B
Cleanup Date: 03/31/23
Cleanup Method: EPA 3660B
Cleanup Date: 03/31/23

| Parameter | Result | Qualifier | Units | RL | MDL | Column |
|---|---|---|---|---|---|---|
| Organochlorine Pesticides by GC - Westborough Lab for sample(s): 04 Batch: WG1761112-1 | | | | | | |
| Delta-BHC | ND | | ug/kg | 1.51 | 0.295 | A |
| Lindane | ND | | ug/kg | 0.628 | 0.281 | A |
| Alpha-BHC | ND | | ug/kg | 0.628 | 0.178 | A |
| Beta-BHC | ND | | ug/kg | 1.51 | 0.572 | A |
| Heptachlor | ND | | ug/kg | 0.754 | 0.338 | A |
| Aldrin | ND | | ug/kg | 1.51 | 0.531 | A |
| Heptachlor epoxide | ND | | ug/kg | 2.83 | 0.848 | A |
| Endrin | ND | | ug/kg | 0.628 | 0.258 | A |
| Endrin aldehyde | ND | | ug/kg | 1.88 | 0.660 | A |
| Endrin ketone | ND | | ug/kg | 1.51 | 0.388 | A |
| Dieldrin | ND | | ug/kg | 0.942 | 0.471 | A |
| 4,4'-DDE | ND | | ug/kg | 1.51 | 0.349 | A |
| 4,4'-DDD | ND | | ug/kg | 1.51 | 0.538 | A |
| 4,4'-DDT | ND | | ug/kg | 1.51 | 1.21 | A |
| Endosulfan I | ND | | ug/kg | 1.51 | 0.356 | A |
| Endosulfan II | ND | | ug/kg | 1.51 | 0.504 | A |
| Endosulfan sulfate | ND | | ug/kg | 0.628 | 0.299 | A |
| Methoxychlor | ND | | ug/kg | 2.83 | 0.879 | A |
| Toxaphene | ND | | ug/kg | 28.3 | 7.91 | A |
| cis-Chlordane | ND | | ug/kg | 1.88 | 0.525 | A |
| trans-Chlordane | ND | | ug/kg | 1.88 | 0.497 | A |
| Chlordane | ND | | ug/kg | 12.6 | 4.99 | A |

**Project Name:** NORTH MAIN STREET SITE
**Project Number:** 12814, PHASE 7

**Lab Number:** L2316226
**Report Date:** 04/12/23

# Method Blank Analysis
## Batch Quality Control

Analytical Method: 1,8081B
Analytical Date: 04/01/23 03:19
Analyst: AAR

Extraction Method: EPA 3546
Extraction Date: 03/31/23 05:47
Cleanup Method: EPA 3620B
Cleanup Date: 03/31/23
Cleanup Method: EPA 3660B
Cleanup Date: 03/31/23

| Parameter | Result | Qualifier | Units | RL | MDL | Column |
|---|---|---|---|---|---|---|
| Organochlorine Pesticides by GC - Westborough Lab for sample(s): 04 Batch: WG1761112-1 | | | | | | |

| Surrogate | %Recovery | Qualifier | Acceptance Criteria | Column |
|---|---|---|---|---|
| 2,4,5,6-Tetrachloro-m-xylene | 73 | | 30-150 | A |
| Decachlorobiphenyl | 86 | | 30-150 | A |
| 2,4,5,6-Tetrachloro-m-xylene | 74 | | 30-150 | B |
| Decachlorobiphenyl | 85 | | 30-150 | B |

**Project Name:** NORTH MAIN STREET SITE
**Project Number:** 12814, PHASE 7

**Lab Number:** L2316226
**Report Date:** 04/12/23

# Method Blank Analysis
## Batch Quality Control

Analytical Method: 1,8081B
Analytical Date: 04/03/23 12:17
Analyst: MMG

Extraction Method: EPA 3510C
Extraction Date: 04/01/23 19:02

| Parameter | Result | Qualifier | Units | RL | MDL | Column |
|---|---|---|---|---|---|---|
| Organochlorine Pesticides by GC - Westborough Lab for sample(s): 11 Batch: WG1761667-1 | | | | | | |
| Delta-BHC | ND | | ug/l | 0.014 | 0.003 | A |
| Lindane | ND | | ug/l | 0.014 | 0.003 | A |
| Alpha-BHC | ND | | ug/l | 0.014 | 0.003 | A |
| Beta-BHC | ND | | ug/l | 0.014 | 0.004 | A |
| Heptachlor | ND | | ug/l | 0.014 | 0.002 | A |
| Aldrin | ND | | ug/l | 0.014 | 0.002 | A |
| Heptachlor epoxide | ND | | ug/l | 0.014 | 0.003 | A |
| Endrin | ND | | ug/l | 0.029 | 0.003 | A |
| Endrin aldehyde | ND | | ug/l | 0.029 | 0.006 | A |
| Endrin ketone | ND | | ug/l | 0.029 | 0.003 | A |
| Dieldrin | ND | | ug/l | 0.029 | 0.003 | A |
| 4,4'-DDE | ND | | ug/l | 0.029 | 0.003 | A |
| 4,4'-DDD | ND | | ug/l | 0.029 | 0.003 | A |
| 4,4'-DDT | ND | | ug/l | 0.029 | 0.003 | A |
| Endosulfan I | ND | | ug/l | 0.014 | 0.002 | A |
| Endosulfan II | ND | | ug/l | 0.029 | 0.004 | A |
| Endosulfan sulfate | ND | | ug/l | 0.029 | 0.003 | A |
| Methoxychlor | ND | | ug/l | 0.143 | 0.005 | A |
| Toxaphene | ND | | ug/l | 0.143 | 0.045 | A |
| cis-Chlordane | ND | | ug/l | 0.014 | 0.005 | A |
| trans-Chlordane | ND | | ug/l | 0.014 | 0.004 | A |
| Chlordane | ND | | ug/l | 0.143 | 0.033 | A |

**Project Name:** NORTH MAIN STREET SITE
**Project Number:** 12814, PHASE 7

**Lab Number:** L2316226
**Report Date:** 04/12/23

# Method Blank Analysis
## Batch Quality Control

Analytical Method: 1,8081B
Analytical Date: 04/03/23 12:17
Analyst: MMG

Extraction Method: EPA 3510C
Extraction Date: 04/01/23 19:02

| Parameter | Result | Qualifier | Units | RL | MDL | Column |
|---|---|---|---|---|---|---|
| Organochlorine Pesticides by GC - Westborough Lab for sample(s): 11 Batch: WG1761667-1 | | | | | | |

| Surrogate | %Recovery | Qualifier | Acceptance Criteria | Column |
|---|---|---|---|---|
| 2,4,5,6-Tetrachloro-m-xylene | 82 | | 30-150 | A |
| Decachlorobiphenyl | 77 | | 30-150 | A |
| 2,4,5,6-Tetrachloro-m-xylene | 80 | | 30-150 | B |
| Decachlorobiphenyl | 68 | | 30-150 | B |

# Lab Control Sample Analysis
## Batch Quality Control

**Project Name:** NORTH MAIN STREET SITE
**Project Number:** 12814, PHASE 7
**Lab Number:** L2316226
**Report Date:** 04/12/23

| Parameter | LCS %Recovery | Qual | LCSD %Recovery | Qual | %Recovery Limits | RPD | Qual | RPD Limits | Column |
|---|---|---|---|---|---|---|---|---|---|
| Organochlorine Pesticides by GC - Westborough Lab Associated sample(s): 01-03,05-10 Batch: WG1760481-2 WG1760481-3 | | | | | | | | | |
| Delta-BHC | 74 | | 79 | | 30-150 | 7 | | 30 | A |
| Lindane | 70 | | 75 | | 30-150 | 7 | | 30 | A |
| Alpha-BHC | 76 | | 80 | | 30-150 | 5 | | 30 | A |
| Beta-BHC | 72 | | 77 | | 30-150 | 7 | | 30 | A |
| Heptachlor | 71 | | 77 | | 30-150 | 8 | | 30 | A |
| Aldrin | 68 | | 73 | | 30-150 | 7 | | 30 | A |
| Heptachlor epoxide | 60 | | 64 | | 30-150 | 6 | | 30 | A |
| Endrin | 70 | | 73 | | 30-150 | 4 | | 30 | A |
| Endrin aldehyde | 56 | | 52 | | 30-150 | 7 | | 30 | A |
| Endrin ketone | 70 | | 66 | | 30-150 | 6 | | 30 | A |
| Dieldrin | 74 | | 77 | | 30-150 | 4 | | 30 | A |
| 4,4'-DDE | 65 | | 72 | | 30-150 | 10 | | 30 | A |
| 4,4'-DDD | 74 | | 77 | | 30-150 | 4 | | 30 | A |
| 4,4'-DDT | 69 | | 74 | | 30-150 | 7 | | 30 | A |
| Endosulfan I | 67 | | 70 | | 30-150 | 4 | | 30 | A |
| Endosulfan II | 70 | | 71 | | 30-150 | 1 | | 30 | A |
| Endosulfan sulfate | 54 | | 49 | | 30-150 | 10 | | 30 | A |
| Methoxychlor | 70 | | 73 | | 30-150 | 4 | | 30 | A |
| cis-Chlordane | 63 | | 70 | | 30-150 | 11 | | 30 | A |
| trans-Chlordane | 73 | | 78 | | 30-150 | 7 | | 30 | A |

# Lab Control Sample Analysis
## Batch Quality Control

**Project Name:** NORTH MAIN STREET SITE
**Project Number:** 12814, PHASE 7

**Lab Number:** L2316226
**Report Date:** 04/12/23

| Parameter | LCS %Recovery | Qual | LCSD %Recovery | Qual | %Recovery Limits | RPD | Qual | RPD Limits |
|---|---|---|---|---|---|---|---|---|
| Organochlorine Pesticides by GC - Westborough Lab Associated sample(s): 01-03,05-10 Batch: WG1760481-2 WG1760481-3 | | | | | | | | |

| Surrogate | LCS %Recovery | Qual | LCSD %Recovery | Qual | Acceptance Criteria | Column |
|---|---|---|---|---|---|---|
| 2,4,5,6-Tetrachloro-m-xylene | 71 | | 74 | | 30-150 | A |
| Decachlorobiphenyl | 85 | | 95 | | 30-150 | A |
| 2,4,5,6-Tetrachloro-m-xylene | 72 | | 75 | | 30-150 | B |
| Decachlorobiphenyl | 89 | | 95 | | 30-150 | B |

# Lab Control Sample Analysis
## Batch Quality Control

**Project Name:** NORTH MAIN STREET SITE
**Project Number:** 12814, PHASE 7

**Lab Number:** L2316226
**Report Date:** 04/12/23

| Parameter | LCS %Recovery | Qual | LCSD %Recovery | Qual | %Recovery Limits | RPD | Qual | RPD Limits | Column |
|---|---|---|---|---|---|---|---|---|---|
| Organochlorine Pesticides by GC - Westborough Lab Associated sample(s): 04 Batch: WG1761112-2 WG1761112-3 | | | | | | | | | |
| Delta-BHC | 53 | | 80 | | 30-150 | **41** | Q | 30 | A |
| Lindane | 52 | | 78 | | 30-150 | **40** | Q | 30 | A |
| Alpha-BHC | 54 | | 82 | | 30-150 | **41** | Q | 30 | A |
| Beta-BHC | 64 | | 86 | | 30-150 | 29 | | 30 | A |
| Heptachlor | 54 | | 80 | | 30-150 | **39** | Q | 30 | A |
| Aldrin | 51 | | 77 | | 30-150 | **41** | Q | 30 | A |
| Heptachlor epoxide | 44 | | 67 | | 30-150 | **41** | Q | 30 | A |
| Endrin | 51 | | 77 | | 30-150 | **41** | Q | 30 | A |
| Endrin aldehyde | 40 | | 59 | | 30-150 | **38** | Q | 30 | A |
| Endrin ketone | 48 | | 70 | | 30-150 | **37** | Q | 30 | A |
| Dieldrin | 54 | | 81 | | 30-150 | **40** | Q | 30 | A |
| 4,4'-DDE | 49 | | 74 | | 30-150 | **41** | Q | 30 | A |
| 4,4'-DDD | 55 | | 82 | | 30-150 | **39** | Q | 30 | A |
| 4,4'-DDT | 56 | | 84 | | 30-150 | **40** | Q | 30 | A |
| Endosulfan I | 50 | | 76 | | 30-150 | **41** | Q | 30 | A |
| Endosulfan II | 52 | | 78 | | 30-150 | **40** | Q | 30 | A |
| Endosulfan sulfate | 38 | | 56 | | 30-150 | **38** | Q | 30 | A |
| Methoxychlor | 60 | | 90 | | 30-150 | **40** | Q | 30 | A |
| cis-Chlordane | 52 | | 80 | | 30-150 | **42** | Q | 30 | A |
| trans-Chlordane | 64 | | 96 | | 30-150 | **40** | Q | 30 | A |

# Lab Control Sample Analysis
## Batch Quality Control

**Project Name:** NORTH MAIN STREET SITE
**Project Number:** 12814, PHASE 7

**Lab Number:** L2316226
**Report Date:** 04/12/23

| Parameter | LCS %Recovery | Qual | LCSD %Recovery | Qual | %Recovery Limits | RPD | Qual | RPD Limits |
|---|---|---|---|---|---|---|---|---|
| Organochlorine Pesticides by GC - Westborough Lab Associated sample(s): 04 Batch: WG1761112-2 WG1761112-3 | | | | | | | | |

| Surrogate | LCS %Recovery | Qual | LCSD %Recovery | Qual | Acceptance Criteria | Column |
|---|---|---|---|---|---|---|
| 2,4,5,6-Tetrachloro-m-xylene | 52 | | 75 | | 30-150 | A |
| Decachlorobiphenyl | 64 | | 92 | | 30-150 | A |
| 2,4,5,6-Tetrachloro-m-xylene | 52 | | 77 | | 30-150 | B |
| Decachlorobiphenyl | 61 | | 89 | | 30-150 | B |

# Lab Control Sample Analysis
## Batch Quality Control

**Project Name:** NORTH MAIN STREET SITE
**Project Number:** 12814, PHASE 7

**Lab Number:** L2316226
**Report Date:** 04/12/23

| Parameter | LCS %Recovery | Qual | LCSD %Recovery | Qual | %Recovery Limits | RPD | Qual | RPD Limits | Column |
|---|---|---|---|---|---|---|---|---|---|
| Organochlorine Pesticides by GC - Westborough Lab Associated sample(s): 11 Batch: WG1761667-2 WG1761667-3 | | | | | | | | | |
| Delta-BHC | 68 | | 66 | | 30-150 | 3 | | 20 | A |
| Lindane | 77 | | 74 | | 30-150 | 3 | | 20 | A |
| Alpha-BHC | 86 | | 83 | | 30-150 | 4 | | 20 | A |
| Beta-BHC | 74 | | 72 | | 30-150 | 3 | | 20 | A |
| Heptachlor | 87 | | 82 | | 30-150 | 6 | | 20 | A |
| Aldrin | 83 | | 79 | | 30-150 | 4 | | 20 | A |
| Heptachlor epoxide | 85 | | 81 | | 30-150 | 5 | | 20 | A |
| Endrin | 83 | | 79 | | 30-150 | 5 | | 20 | A |
| Endrin aldehyde | 70 | | 61 | | 30-150 | 15 | | 20 | A |
| Endrin ketone | 87 | | 82 | | 30-150 | 6 | | 20 | A |
| Dieldrin | 91 | | 87 | | 30-150 | 5 | | 20 | A |
| 4,4'-DDE | 82 | | 78 | | 30-150 | 4 | | 20 | A |
| 4,4'-DDD | 88 | | 84 | | 30-150 | 4 | | 20 | A |
| 4,4'-DDT | 77 | | 87 | | 30-150 | 13 | | 20 | A |
| Endosulfan I | 81 | | 78 | | 30-150 | 4 | | 20 | A |
| Endosulfan II | 84 | | 80 | | 30-150 | 5 | | 20 | A |
| Endosulfan sulfate | 81 | | 78 | | 30-150 | 4 | | 20 | A |
| Methoxychlor | 90 | | 85 | | 30-150 | 5 | | 20 | A |
| cis-Chlordane | 73 | | 61 | | 30-150 | 17 | | 20 | A |
| trans-Chlordane | 93 | | 88 | | 30-150 | 6 | | 20 | A |

# Lab Control Sample Analysis
## Batch Quality Control

**Project Name:** NORTH MAIN STREET SITE
**Project Number:** 12814, PHASE 7

**Lab Number:** L2316226
**Report Date:** 04/12/23

| Parameter | LCS %Recovery | Qual | LCSD %Recovery | Qual | %Recovery Limits | RPD | Qual | RPD Limits |
|---|---|---|---|---|---|---|---|---|
| Organochlorine Pesticides by GC - Westborough Lab Associated sample(s): 11 Batch: WG1761667-2 WG1761667-3 | | | | | | | | |

| Surrogate | LCS %Recovery | Qual | LCSD %Recovery | Qual | Acceptance Criteria | Column |
|---|---|---|---|---|---|---|
| 2,4,5,6-Tetrachloro-m-xylene | 79 | | 80 | | 30-150 | A |
| Decachlorobiphenyl | 81 | | 74 | | 30-150 | A |
| 2,4,5,6-Tetrachloro-m-xylene | 77 | | 77 | | 30-150 | B |
| Decachlorobiphenyl | 66 | | 64 | | 30-150 | B |

# METALS

**Project Name:** NORTH MAIN STREET SITE
**Project Number:** 12814, PHASE 7
**Lab Number:** L2316226
**Report Date:** 04/12/23

## SAMPLE RESULTS

Lab ID: L2316226-01
Client ID: SB-301 (1.5-2)
Sample Location: 128 NORTH MAIN ST. PORT CHESTER NY
Date Collected: 03/28/23 08:55
Date Received: 03/28/23
Field Prep: Not Specified

Sample Depth:
Matrix: Soil
Percent Solids: 86%

| Parameter | Result | Qualifier | Units | RL | MDL | Dilution Factor | Date Prepared | Date Analyzed | Prep Method | Analytical Method | Analyst |
|---|---|---|---|---|---|---|---|---|---|---|---|
| **Total Metals - Mansfield Lab** | | | | | | | | | | | |
| Aluminum, Total | 4220 | | mg/kg | 8.78 | 2.37 | 2 | 03/30/23 13:38 | 04/02/23 11:19 | EPA 3050B | 1,6010D | EGW |
| Antimony, Total | 0.678 | J | mg/kg | 4.39 | 0.333 | 2 | 03/30/23 13:38 | 04/02/23 11:19 | EPA 3050B | 1,6010D | EGW |
| Arsenic, Total | 11.0 | | mg/kg | 0.878 | 0.182 | 2 | 03/30/23 13:38 | 04/02/23 11:19 | EPA 3050B | 1,6010D | EGW |
| Barium, Total | 196 | | mg/kg | 0.878 | 0.153 | 2 | 03/30/23 13:38 | 04/02/23 11:19 | EPA 3050B | 1,6010D | EGW |
| Beryllium, Total | 0.272 | J | mg/kg | 0.439 | 0.029 | 2 | 03/30/23 13:38 | 04/02/23 11:19 | EPA 3050B | 1,6010D | EGW |
| Cadmium, Total | 0.174 | J | mg/kg | 0.878 | 0.086 | 2 | 03/30/23 13:38 | 04/02/23 11:19 | EPA 3050B | 1,6010D | EGW |
| Calcium, Total | 4560 | | mg/kg | 8.78 | 3.07 | 2 | 03/30/23 13:38 | 04/02/23 11:19 | EPA 3050B | 1,6010D | EGW |
| Chromium, Total | 10.6 | | mg/kg | 0.878 | 0.084 | 2 | 03/30/23 13:38 | 04/02/23 11:19 | EPA 3050B | 1,6010D | EGW |
| Cobalt, Total | 4.44 | | mg/kg | 1.76 | 0.146 | 2 | 03/30/23 13:38 | 04/02/23 11:19 | EPA 3050B | 1,6010D | EGW |
| Copper, Total | 86.7 | | mg/kg | 0.878 | 0.226 | 2 | 03/30/23 13:38 | 04/02/23 11:19 | EPA 3050B | 1,6010D | EGW |
| Iron, Total | 7760 | | mg/kg | 4.39 | 0.792 | 2 | 03/30/23 13:38 | 04/02/23 11:19 | EPA 3050B | 1,6010D | EGW |
| Lead, Total | 150 | | mg/kg | 4.39 | 0.235 | 2 | 03/30/23 13:38 | 04/02/23 11:19 | EPA 3050B | 1,6010D | EGW |
| Magnesium, Total | 936 | | mg/kg | 8.78 | 1.35 | 2 | 03/30/23 13:38 | 04/02/23 11:19 | EPA 3050B | 1,6010D | EGW |
| Manganese, Total | 167 | | mg/kg | 0.878 | 0.140 | 2 | 03/30/23 13:38 | 04/02/23 11:19 | EPA 3050B | 1,6010D | EGW |
| Mercury, Total | 0.440 | | mg/kg | 0.081 | 0.053 | 1 | 03/30/23 14:10 | 03/30/23 19:46 | EPA 7471B | 1,7471B | DJR |
| Nickel, Total | 9.79 | | mg/kg | 2.19 | 0.212 | 2 | 03/30/23 13:38 | 04/02/23 11:19 | EPA 3050B | 1,6010D | EGW |
| Potassium, Total | 609 | | mg/kg | 219 | 12.6 | 2 | 03/30/23 13:38 | 04/02/23 11:19 | EPA 3050B | 1,6010D | EGW |
| Selenium, Total | 0.323 | J | mg/kg | 1.76 | 0.226 | 2 | 03/30/23 13:38 | 04/02/23 11:19 | EPA 3050B | 1,6010D | EGW |
| Silver, Total | ND | | mg/kg | 0.439 | 0.248 | 2 | 03/30/23 13:38 | 04/02/23 11:19 | EPA 3050B | 1,6010D | EGW |
| Sodium, Total | 318 | | mg/kg | 176 | 2.76 | 2 | 03/30/23 13:38 | 04/02/23 11:19 | EPA 3050B | 1,6010D | EGW |
| Thallium, Total | ND | | mg/kg | 1.76 | 0.276 | 2 | 03/30/23 13:38 | 04/02/23 11:19 | EPA 3050B | 1,6010D | EGW |
| Vanadium, Total | 19.7 | | mg/kg | 0.878 | 0.178 | 2 | 03/30/23 13:38 | 04/02/23 11:19 | EPA 3050B | 1,6010D | EGW |
| Zinc, Total | 103 | | mg/kg | 4.39 | 0.257 | 2 | 03/30/23 13:38 | 04/02/23 11:19 | EPA 3050B | 1,6010D | EGW |

**Project Name:** NORTH MAIN STREET SITE
**Lab Number:** L2316226
**Project Number:** 12814, PHASE 7
**Report Date:** 04/12/23

## SAMPLE RESULTS

Lab ID: L2316226-02
Client ID: SB-302 (2-2.5)
Sample Location: 128 NORTH MAIN ST. PORT CHESTER NY

Date Collected: 03/28/23 09:15
Date Received: 03/28/23
Field Prep: Not Specified

Sample Depth:
Matrix: Soil
Percent Solids: 81%

| Parameter | Result | Qualifier | Units | RL | MDL | Dilution Factor | Date Prepared | Date Analyzed | Prep Method | Analytical Method | Analyst |
|---|---|---|---|---|---|---|---|---|---|---|---|
| **Total Metals - Mansfield Lab** | | | | | | | | | | | |
| Aluminum, Total | 4650 | | mg/kg | 9.41 | 2.54 | 2 | 03/30/23 13:38 | 04/02/23 11:24 | EPA 3050B | 1,6010D | EGW |
| Antimony, Total | 7.20 | | mg/kg | 4.70 | 0.357 | 2 | 03/30/23 13:38 | 04/02/23 11:24 | EPA 3050B | 1,6010D | EGW |
| Arsenic, Total | 10.4 | | mg/kg | 0.941 | 0.196 | 2 | 03/30/23 13:38 | 04/02/23 11:24 | EPA 3050B | 1,6010D | EGW |
| Barium, Total | 510 | | mg/kg | 0.941 | 0.164 | 2 | 03/30/23 13:38 | 04/02/23 11:24 | EPA 3050B | 1,6010D | EGW |
| Beryllium, Total | 0.251 | J | mg/kg | 0.470 | 0.031 | 2 | 03/30/23 13:38 | 04/02/23 11:24 | EPA 3050B | 1,6010D | EGW |
| Cadmium, Total | 2.05 | | mg/kg | 0.941 | 0.092 | 2 | 03/30/23 13:38 | 04/02/23 11:24 | EPA 3050B | 1,6010D | EGW |
| Calcium, Total | 9720 | | mg/kg | 9.41 | 3.29 | 2 | 03/30/23 13:38 | 04/02/23 11:24 | EPA 3050B | 1,6010D | EGW |
| Chromium, Total | 20.0 | | mg/kg | 0.941 | 0.090 | 2 | 03/30/23 13:38 | 04/02/23 11:24 | EPA 3050B | 1,6010D | EGW |
| Cobalt, Total | 4.57 | | mg/kg | 1.88 | 0.156 | 2 | 03/30/23 13:38 | 04/02/23 11:24 | EPA 3050B | 1,6010D | EGW |
| Copper, Total | 180 | | mg/kg | 0.941 | 0.243 | 2 | 03/30/23 13:38 | 04/02/23 11:24 | EPA 3050B | 1,6010D | EGW |
| Iron, Total | 21300 | | mg/kg | 4.70 | 0.849 | 2 | 03/30/23 13:38 | 04/02/23 11:24 | EPA 3050B | 1,6010D | EGW |
| Lead, Total | 1220 | | mg/kg | 4.70 | 0.252 | 2 | 03/30/23 13:38 | 04/02/23 11:24 | EPA 3050B | 1,6010D | EGW |
| Magnesium, Total | 2660 | | mg/kg | 9.41 | 1.45 | 2 | 03/30/23 13:38 | 04/02/23 11:24 | EPA 3050B | 1,6010D | EGW |
| Manganese, Total | 619 | | mg/kg | 0.941 | 0.150 | 2 | 03/30/23 13:38 | 04/02/23 11:24 | EPA 3050B | 1,6010D | EGW |
| Mercury, Total | 2.80 | | mg/kg | 0.091 | 0.059 | 1 | 03/30/23 14:10 | 03/30/23 19:49 | EPA 7471B | 1,7471B | DJR |
| Nickel, Total | 16.2 | | mg/kg | 2.35 | 0.228 | 2 | 03/30/23 13:38 | 04/02/23 11:24 | EPA 3050B | 1,6010D | EGW |
| Potassium, Total | 663 | | mg/kg | 235 | 13.5 | 2 | 03/30/23 13:38 | 04/02/23 11:24 | EPA 3050B | 1,6010D | EGW |
| Selenium, Total | 0.405 | J | mg/kg | 1.88 | 0.243 | 2 | 03/30/23 13:38 | 04/02/23 11:24 | EPA 3050B | 1,6010D | EGW |
| Silver, Total | 1.35 | | mg/kg | 0.470 | 0.266 | 2 | 03/30/23 13:38 | 04/02/23 11:24 | EPA 3050B | 1,6010D | EGW |
| Sodium, Total | 263 | | mg/kg | 188 | 2.96 | 2 | 03/30/23 13:38 | 04/02/23 11:24 | EPA 3050B | 1,6010D | EGW |
| Thallium, Total | ND | | mg/kg | 1.88 | 0.296 | 2 | 03/30/23 13:38 | 04/02/23 11:24 | EPA 3050B | 1,6010D | EGW |
| Vanadium, Total | 19.2 | | mg/kg | 0.941 | 0.191 | 2 | 03/30/23 13:38 | 04/02/23 11:24 | EPA 3050B | 1,6010D | EGW |
| Zinc, Total | 929 | | mg/kg | 4.70 | 0.276 | 2 | 03/30/23 13:38 | 04/02/23 11:24 | EPA 3050B | 1,6010D | EGW |

**Project Name:** NORTH MAIN STREET SITE
**Lab Number:** L2316226
**Project Number:** 12814, PHASE 7
**Report Date:** 04/12/23

## SAMPLE RESULTS

Lab ID: L2316226-03
Client ID: SB-303 (2-2.5)
Sample Location: 128 NORTH MAIN ST. PORT CHESTER NY

Date Collected: 03/28/23 09:35
Date Received: 03/28/23
Field Prep: Not Specified

Sample Depth:
Matrix: Soil
Percent Solids: 85%

| Parameter | Result | Qualifier | Units | RL | MDL | Dilution Factor | Date Prepared | Date Analyzed | Prep Method | Analytical Method | Analyst |
|---|---|---|---|---|---|---|---|---|---|---|---|
| **Total Metals - Mansfield Lab** | | | | | | | | | | | |
| Aluminum, Total | 6520 | | mg/kg | 8.85 | 2.39 | 2 | 03/30/23 13:38 | 04/02/23 11:28 | EPA 3050B | 1,6010D | EGW |
| Antimony, Total | 9.11 | | mg/kg | 4.42 | 0.336 | 2 | 03/30/23 13:38 | 04/02/23 11:28 | EPA 3050B | 1,6010D | EGW |
| Arsenic, Total | 145 | | mg/kg | 0.885 | 0.184 | 2 | 03/30/23 13:38 | 04/02/23 11:28 | EPA 3050B | 1,6010D | EGW |
| Barium, Total | 193 | | mg/kg | 0.885 | 0.154 | 2 | 03/30/23 13:38 | 04/02/23 11:28 | EPA 3050B | 1,6010D | EGW |
| Beryllium, Total | 0.305 | J | mg/kg | 0.442 | 0.029 | 2 | 03/30/23 13:38 | 04/02/23 11:28 | EPA 3050B | 1,6010D | EGW |
| Cadmium, Total | 0.636 | J | mg/kg | 0.885 | 0.087 | 2 | 03/30/23 13:38 | 04/02/23 11:28 | EPA 3050B | 1,6010D | EGW |
| Calcium, Total | 4640 | | mg/kg | 8.85 | 3.10 | 2 | 03/30/23 13:38 | 04/02/23 11:28 | EPA 3050B | 1,6010D | EGW |
| Chromium, Total | 15.3 | | mg/kg | 0.885 | 0.085 | 2 | 03/30/23 13:38 | 04/02/23 11:28 | EPA 3050B | 1,6010D | EGW |
| Cobalt, Total | 7.21 | | mg/kg | 1.77 | 0.147 | 2 | 03/30/23 13:38 | 04/02/23 11:28 | EPA 3050B | 1,6010D | EGW |
| Copper, Total | 120 | | mg/kg | 0.885 | 0.228 | 2 | 03/30/23 13:38 | 04/02/23 11:28 | EPA 3050B | 1,6010D | EGW |
| Iron, Total | 24700 | | mg/kg | 4.42 | 0.799 | 2 | 03/30/23 13:38 | 04/02/23 11:28 | EPA 3050B | 1,6010D | EGW |
| Lead, Total | 1420 | | mg/kg | 4.42 | 0.237 | 2 | 03/30/23 13:38 | 04/02/23 11:28 | EPA 3050B | 1,6010D | EGW |
| Magnesium, Total | 3120 | | mg/kg | 8.85 | 1.36 | 2 | 03/30/23 13:38 | 04/02/23 11:28 | EPA 3050B | 1,6010D | EGW |
| Manganese, Total | 362 | | mg/kg | 0.885 | 0.141 | 2 | 03/30/23 13:38 | 04/02/23 11:28 | EPA 3050B | 1,6010D | EGW |
| Mercury, Total | 1.54 | | mg/kg | 0.077 | 0.050 | 1 | 03/30/23 14:10 | 03/30/23 19:53 | EPA 7471B | 1,7471B | DJR |
| Nickel, Total | 14.4 | | mg/kg | 2.21 | 0.214 | 2 | 03/30/23 13:38 | 04/02/23 11:28 | EPA 3050B | 1,6010D | EGW |
| Potassium, Total | 772 | | mg/kg | 221 | 12.7 | 2 | 03/30/23 13:38 | 04/02/23 11:28 | EPA 3050B | 1,6010D | EGW |
| Selenium, Total | ND | | mg/kg | 1.77 | 0.228 | 2 | 03/30/23 13:38 | 04/02/23 11:28 | EPA 3050B | 1,6010D | EGW |
| Silver, Total | 0.725 | | mg/kg | 0.442 | 0.250 | 2 | 03/30/23 13:38 | 04/02/23 11:28 | EPA 3050B | 1,6010D | EGW |
| Sodium, Total | 266 | | mg/kg | 177 | 2.79 | 2 | 03/30/23 13:38 | 04/02/23 11:28 | EPA 3050B | 1,6010D | EGW |
| Thallium, Total | ND | | mg/kg | 1.77 | 0.279 | 2 | 03/30/23 13:38 | 04/02/23 11:28 | EPA 3050B | 1,6010D | EGW |
| Vanadium, Total | 26.8 | | mg/kg | 0.885 | 0.180 | 2 | 03/30/23 13:38 | 04/02/23 11:28 | EPA 3050B | 1,6010D | EGW |
| Zinc, Total | 273 | | mg/kg | 4.42 | 0.259 | 2 | 03/30/23 13:38 | 04/02/23 11:28 | EPA 3050B | 1,6010D | EGW |

**Project Name:** NORTH MAIN STREET SITE
**Lab Number:** L2316226
**Project Number:** 12814, PHASE 7
**Report Date:** 04/12/23

## SAMPLE RESULTS

Lab ID: L2316226-04
Client ID: SB-303 (8.5-9)
Sample Location: 128 NORTH MAIN ST. PORT CHESTER NY

Date Collected: 03/28/23 09:40
Date Received: 03/28/23
Field Prep: Not Specified

Sample Depth:
Matrix: Soil
Percent Solids: 96%

| Parameter | Result | Qualifier | Units | RL | MDL | Dilution Factor | Date Prepared | Date Analyzed | Prep Method | Analytical Method | Analyst |
|---|---|---|---|---|---|---|---|---|---|---|---|
| **Total Metals - Mansfield Lab** | | | | | | | | | | | |
| Aluminum, Total | 5790 | | mg/kg | 7.96 | 2.15 | 2 | 03/30/23 13:38 | 04/02/23 11:33 | EPA 3050B | 1,6010D | EGW |
| Antimony, Total | 0.482 | J | mg/kg | 3.98 | 0.302 | 2 | 03/30/23 13:38 | 04/02/23 11:33 | EPA 3050B | 1,6010D | EGW |
| Arsenic, Total | 1.95 | | mg/kg | 0.796 | 0.166 | 2 | 03/30/23 13:38 | 04/02/23 11:33 | EPA 3050B | 1,6010D | EGW |
| Barium, Total | 31.8 | | mg/kg | 0.796 | 0.138 | 2 | 03/30/23 13:38 | 04/02/23 11:33 | EPA 3050B | 1,6010D | EGW |
| Beryllium, Total | 0.251 | J | mg/kg | 0.398 | 0.026 | 2 | 03/30/23 13:38 | 04/02/23 11:33 | EPA 3050B | 1,6010D | EGW |
| Cadmium, Total | ND | | mg/kg | 0.796 | 0.078 | 2 | 03/30/23 13:38 | 04/02/23 11:33 | EPA 3050B | 1,6010D | EGW |
| Calcium, Total | 746 | | mg/kg | 7.96 | 2.78 | 2 | 03/30/23 13:38 | 04/02/23 11:33 | EPA 3050B | 1,6010D | EGW |
| Chromium, Total | 8.96 | | mg/kg | 0.796 | 0.076 | 2 | 03/30/23 13:38 | 04/02/23 11:33 | EPA 3050B | 1,6010D | EGW |
| Cobalt, Total | 6.46 | | mg/kg | 1.59 | 0.132 | 2 | 03/30/23 13:38 | 04/02/23 11:33 | EPA 3050B | 1,6010D | EGW |
| Copper, Total | 22.0 | | mg/kg | 0.796 | 0.205 | 2 | 03/30/23 13:38 | 04/02/23 11:33 | EPA 3050B | 1,6010D | EGW |
| Iron, Total | 11800 | | mg/kg | 3.98 | 0.718 | 2 | 03/30/23 13:38 | 04/02/23 11:33 | EPA 3050B | 1,6010D | EGW |
| Lead, Total | 4.89 | | mg/kg | 3.98 | 0.213 | 2 | 03/30/23 13:38 | 04/02/23 11:33 | EPA 3050B | 1,6010D | EGW |
| Magnesium, Total | 2290 | | mg/kg | 7.96 | 1.22 | 2 | 03/30/23 13:38 | 04/02/23 11:33 | EPA 3050B | 1,6010D | EGW |
| Manganese, Total | 245 | | mg/kg | 0.796 | 0.126 | 2 | 03/30/23 13:38 | 04/02/23 11:33 | EPA 3050B | 1,6010D | EGW |
| Mercury, Total | ND | | mg/kg | 0.066 | 0.043 | 1 | 03/30/23 14:10 | 03/30/23 19:56 | EPA 7471B | 1,7471B | DJR |
| Nickel, Total | 22.5 | | mg/kg | 1.99 | 0.192 | 2 | 03/30/23 13:38 | 04/02/23 11:33 | EPA 3050B | 1,6010D | EGW |
| Potassium, Total | 965 | | mg/kg | 199 | 11.4 | 2 | 03/30/23 13:38 | 04/02/23 11:33 | EPA 3050B | 1,6010D | EGW |
| Selenium, Total | ND | | mg/kg | 1.59 | 0.205 | 2 | 03/30/23 13:38 | 04/02/23 11:33 | EPA 3050B | 1,6010D | EGW |
| Silver, Total | ND | | mg/kg | 0.398 | 0.225 | 2 | 03/30/23 13:38 | 04/02/23 11:33 | EPA 3050B | 1,6010D | EGW |
| Sodium, Total | 70.8 | J | mg/kg | 159 | 2.51 | 2 | 03/30/23 13:38 | 04/02/23 11:33 | EPA 3050B | 1,6010D | EGW |
| Thallium, Total | ND | | mg/kg | 1.59 | 0.251 | 2 | 03/30/23 13:38 | 04/02/23 11:33 | EPA 3050B | 1,6010D | EGW |
| Vanadium, Total | 11.7 | | mg/kg | 0.796 | 0.162 | 2 | 03/30/23 13:38 | 04/02/23 11:33 | EPA 3050B | 1,6010D | EGW |
| Zinc, Total | 21.8 | | mg/kg | 3.98 | 0.233 | 2 | 03/30/23 13:38 | 04/02/23 11:33 | EPA 3050B | 1,6010D | EGW |

**Project Name:** NORTH MAIN STREET SITE
**Lab Number:** L2316226
**Project Number:** 12814, PHASE 7
**Report Date:** 04/12/23

## SAMPLE RESULTS

Lab ID: L2316226-05
Client ID: SB-304 (1.5-2)
Sample Location: 128 NORTH MAIN ST. PORT CHESTER NY

Date Collected: 03/28/23 10:10
Date Received: 03/28/23
Field Prep: Not Specified

Sample Depth:
Matrix: Soil
Percent Solids: 84%

| Parameter | Result | Qualifier | Units | RL | MDL | Dilution Factor | Date Prepared | Date Analyzed | Prep Method | Analytical Method | Analyst |
|---|---|---|---|---|---|---|---|---|---|---|---|
| **Total Metals - Mansfield Lab** | | | | | | | | | | | |
| Aluminum, Total | 6040 | | mg/kg | 9.03 | 2.44 | 2 | 03/30/23 13:38 | 04/02/23 11:37 | EPA 3050B | 1,6010D | EGW |
| Antimony, Total | 3.99 | J | mg/kg | 4.52 | 0.343 | 2 | 03/30/23 13:38 | 04/02/23 11:37 | EPA 3050B | 1,6010D | EGW |
| Arsenic, Total | 57.5 | | mg/kg | 0.903 | 0.188 | 2 | 03/30/23 13:38 | 04/02/23 11:37 | EPA 3050B | 1,6010D | EGW |
| Barium, Total | 529 | | mg/kg | 0.903 | 0.157 | 2 | 03/30/23 13:38 | 04/02/23 11:37 | EPA 3050B | 1,6010D | EGW |
| Beryllium, Total | 0.298 | J | mg/kg | 0.452 | 0.030 | 2 | 03/30/23 13:38 | 04/02/23 11:37 | EPA 3050B | 1,6010D | EGW |
| Cadmium, Total | 1.48 | | mg/kg | 0.903 | 0.089 | 2 | 03/30/23 13:38 | 04/02/23 11:37 | EPA 3050B | 1,6010D | EGW |
| Calcium, Total | 5630 | | mg/kg | 9.03 | 3.16 | 2 | 03/30/23 13:38 | 04/02/23 11:37 | EPA 3050B | 1,6010D | EGW |
| Chromium, Total | 17.3 | | mg/kg | 0.903 | 0.087 | 2 | 03/30/23 13:38 | 04/02/23 11:37 | EPA 3050B | 1,6010D | EGW |
| Cobalt, Total | 7.32 | | mg/kg | 1.81 | 0.150 | 2 | 03/30/23 13:38 | 04/02/23 11:37 | EPA 3050B | 1,6010D | EGW |
| Copper, Total | 372 | | mg/kg | 0.903 | 0.233 | 2 | 03/30/23 13:38 | 04/02/23 11:37 | EPA 3050B | 1,6010D | EGW |
| Iron, Total | 20200 | | mg/kg | 4.52 | 0.816 | 2 | 03/30/23 13:38 | 04/02/23 11:37 | EPA 3050B | 1,6010D | EGW |
| Lead, Total | 779 | | mg/kg | 4.52 | 0.242 | 2 | 03/30/23 13:38 | 04/02/23 11:37 | EPA 3050B | 1,6010D | EGW |
| Magnesium, Total | 3600 | | mg/kg | 9.03 | 1.39 | 2 | 03/30/23 13:38 | 04/02/23 11:37 | EPA 3050B | 1,6010D | EGW |
| Manganese, Total | 440 | | mg/kg | 0.903 | 0.144 | 2 | 03/30/23 13:38 | 04/02/23 11:37 | EPA 3050B | 1,6010D | EGW |
| Mercury, Total | 1.91 | | mg/kg | 0.088 | 0.057 | 1 | 03/30/23 14:10 | 03/30/23 19:59 | EPA 7471B | 1,7471B | DJR |
| Nickel, Total | 15.6 | | mg/kg | 2.26 | 0.218 | 2 | 03/30/23 13:38 | 04/02/23 11:37 | EPA 3050B | 1,6010D | EGW |
| Potassium, Total | 616 | | mg/kg | 226 | 13.0 | 2 | 03/30/23 13:38 | 04/02/23 11:37 | EPA 3050B | 1,6010D | EGW |
| Selenium, Total | 1.44 | J | mg/kg | 1.81 | 0.233 | 2 | 03/30/23 13:38 | 04/02/23 11:37 | EPA 3050B | 1,6010D | EGW |
| Silver, Total | 1.01 | | mg/kg | 0.452 | 0.256 | 2 | 03/30/23 13:38 | 04/02/23 11:37 | EPA 3050B | 1,6010D | EGW |
| Sodium, Total | 364 | | mg/kg | 181 | 2.84 | 2 | 03/30/23 13:38 | 04/02/23 11:37 | EPA 3050B | 1,6010D | EGW |
| Thallium, Total | ND | | mg/kg | 1.81 | 0.284 | 2 | 03/30/23 13:38 | 04/02/23 11:37 | EPA 3050B | 1,6010D | EGW |
| Vanadium, Total | 29.3 | | mg/kg | 0.903 | 0.183 | 2 | 03/30/23 13:38 | 04/02/23 11:37 | EPA 3050B | 1,6010D | EGW |
| Zinc, Total | 830 | | mg/kg | 4.52 | 0.265 | 2 | 03/30/23 13:38 | 04/02/23 11:37 | EPA 3050B | 1,6010D | EGW |

**Project Name:** NORTH MAIN STREET SITE
**Lab Number:** L2316226
**Project Number:** 12814, PHASE 7
**Report Date:** 04/12/23

## SAMPLE RESULTS

Lab ID: L2316226-06
Client ID: SB-304 (3-3.5)
Sample Location: 128 NORTH MAIN ST. PORT CHESTER NY

Date Collected: 03/28/23 10:15
Date Received: 03/28/23
Field Prep: Not Specified

Sample Depth:
Matrix: Soil
Percent Solids: 86%

| Parameter | Result | Qualifier | Units | RL | MDL | Dilution Factor | Date Prepared | Date Analyzed | Prep Method | Analytical Method | Analyst |
|---|---|---|---|---|---|---|---|---|---|---|---|
| **Total Metals - Mansfield Lab** | | | | | | | | | | | |
| Aluminum, Total | 11100 | | mg/kg | 8.79 | 2.37 | 2 | 03/30/23 13:38 | 04/02/23 12:03 | EPA 3050B | 1,6010D | EGW |
| Antimony, Total | 0.805 | J | mg/kg | 4.40 | 0.334 | 2 | 03/30/23 13:38 | 04/02/23 12:03 | EPA 3050B | 1,6010D | EGW |
| Arsenic, Total | 2.23 | | mg/kg | 0.879 | 0.183 | 2 | 03/30/23 13:38 | 04/02/23 12:03 | EPA 3050B | 1,6010D | EGW |
| Barium, Total | 70.4 | | mg/kg | 0.879 | 0.153 | 2 | 03/30/23 13:38 | 04/02/23 12:03 | EPA 3050B | 1,6010D | EGW |
| Beryllium, Total | 0.481 | | mg/kg | 0.440 | 0.029 | 2 | 03/30/23 13:38 | 04/02/23 12:03 | EPA 3050B | 1,6010D | EGW |
| Cadmium, Total | ND | | mg/kg | 0.879 | 0.086 | 2 | 03/30/23 13:38 | 04/02/23 12:03 | EPA 3050B | 1,6010D | EGW |
| Calcium, Total | 2120 | | mg/kg | 8.79 | 3.08 | 2 | 03/30/23 13:38 | 04/02/23 12:03 | EPA 3050B | 1,6010D | EGW |
| Chromium, Total | 14.3 | | mg/kg | 0.879 | 0.084 | 2 | 03/30/23 13:38 | 04/02/23 12:03 | EPA 3050B | 1,6010D | EGW |
| Cobalt, Total | 6.24 | | mg/kg | 1.76 | 0.146 | 2 | 03/30/23 13:38 | 04/02/23 12:03 | EPA 3050B | 1,6010D | EGW |
| Copper, Total | 11.1 | | mg/kg | 0.879 | 0.227 | 2 | 03/30/23 13:38 | 04/02/23 12:03 | EPA 3050B | 1,6010D | EGW |
| Iron, Total | 16100 | | mg/kg | 4.40 | 0.794 | 2 | 03/30/23 13:38 | 04/02/23 12:03 | EPA 3050B | 1,6010D | EGW |
| Lead, Total | 25.2 | | mg/kg | 4.40 | 0.236 | 2 | 03/30/23 13:38 | 04/02/23 12:03 | EPA 3050B | 1,6010D | EGW |
| Magnesium, Total | 2790 | | mg/kg | 8.79 | 1.35 | 2 | 03/30/23 13:38 | 04/02/23 12:03 | EPA 3050B | 1,6010D | EGW |
| Manganese, Total | 455 | | mg/kg | 0.879 | 0.140 | 2 | 03/30/23 13:38 | 04/02/23 12:03 | EPA 3050B | 1,6010D | EGW |
| Mercury, Total | 0.132 | | mg/kg | 0.078 | 0.051 | 1 | 03/30/23 14:10 | 03/30/23 20:03 | EPA 7471B | 1,7471B | DJR |
| Nickel, Total | 11.3 | | mg/kg | 2.20 | 0.213 | 2 | 03/30/23 13:38 | 04/02/23 12:03 | EPA 3050B | 1,6010D | EGW |
| Potassium, Total | 727 | | mg/kg | 220 | 12.7 | 2 | 03/30/23 13:38 | 04/02/23 12:03 | EPA 3050B | 1,6010D | EGW |
| Selenium, Total | ND | | mg/kg | 1.76 | 0.227 | 2 | 03/30/23 13:38 | 04/02/23 12:03 | EPA 3050B | 1,6010D | EGW |
| Silver, Total | ND | | mg/kg | 0.440 | 0.249 | 2 | 03/30/23 13:38 | 04/02/23 12:03 | EPA 3050B | 1,6010D | EGW |
| Sodium, Total | 143 | J | mg/kg | 176 | 2.77 | 2 | 03/30/23 13:38 | 04/02/23 12:03 | EPA 3050B | 1,6010D | EGW |
| Thallium, Total | ND | | mg/kg | 1.76 | 0.277 | 2 | 03/30/23 13:38 | 04/02/23 12:03 | EPA 3050B | 1,6010D | EGW |
| Vanadium, Total | 22.0 | | mg/kg | 0.879 | 0.178 | 2 | 03/30/23 13:38 | 04/02/23 12:03 | EPA 3050B | 1,6010D | EGW |
| Zinc, Total | 30.4 | | mg/kg | 4.40 | 0.258 | 2 | 03/30/23 13:38 | 04/02/23 12:03 | EPA 3050B | 1,6010D | EGW |

**Project Name:** NORTH MAIN STREET SITE
**Lab Number:** L2316226
**Project Number:** 12814, PHASE 7
**Report Date:** 04/12/23

## SAMPLE RESULTS

Lab ID: L2316226-07
Client ID: SB-305 (1.5-2)
Sample Location: 128 NORTH MAIN ST. PORT CHESTER NY

Date Collected: 03/28/23 12:05
Date Received: 03/28/23
Field Prep: Not Specified

Sample Depth:
Matrix: Soil
Percent Solids: 83%

| Parameter | Result | Qualifier | Units | RL | MDL | Dilution Factor | Date Prepared | Date Analyzed | Prep Method | Analytical Method | Analyst |
|---|---|---|---|---|---|---|---|---|---|---|---|
| **Total Metals - Mansfield Lab** | | | | | | | | | | | |
| Aluminum, Total | 12000 | | mg/kg | 9.21 | 2.49 | 2 | 03/30/23 13:38 | 04/02/23 12:08 | EPA 3050B | 1,6010D | EGW |
| Antimony, Total | 1.50 | J | mg/kg | 4.60 | 0.350 | 2 | 03/30/23 13:38 | 04/02/23 12:08 | EPA 3050B | 1,6010D | EGW |
| Arsenic, Total | 4.36 | | mg/kg | 0.921 | 0.192 | 2 | 03/30/23 13:38 | 04/02/23 12:08 | EPA 3050B | 1,6010D | EGW |
| Barium, Total | 90.7 | | mg/kg | 0.921 | 0.160 | 2 | 03/30/23 13:38 | 04/02/23 12:08 | EPA 3050B | 1,6010D | EGW |
| Beryllium, Total | 0.458 | J | mg/kg | 0.460 | 0.030 | 2 | 03/30/23 13:38 | 04/02/23 12:08 | EPA 3050B | 1,6010D | EGW |
| Cadmium, Total | 0.187 | J | mg/kg | 0.921 | 0.090 | 2 | 03/30/23 13:38 | 04/02/23 12:08 | EPA 3050B | 1,6010D | EGW |
| Calcium, Total | 5210 | | mg/kg | 9.21 | 3.22 | 2 | 03/30/23 13:38 | 04/02/23 12:08 | EPA 3050B | 1,6010D | EGW |
| Chromium, Total | 18.4 | | mg/kg | 0.921 | 0.088 | 2 | 03/30/23 13:38 | 04/02/23 12:08 | EPA 3050B | 1,6010D | EGW |
| Cobalt, Total | 7.66 | | mg/kg | 1.84 | 0.153 | 2 | 03/30/23 13:38 | 04/02/23 12:08 | EPA 3050B | 1,6010D | EGW |
| Copper, Total | 43.7 | | mg/kg | 0.921 | 0.238 | 2 | 03/30/23 13:38 | 04/02/23 12:08 | EPA 3050B | 1,6010D | EGW |
| Iron, Total | 19500 | | mg/kg | 4.60 | 0.832 | 2 | 03/30/23 13:38 | 04/02/23 12:08 | EPA 3050B | 1,6010D | EGW |
| Lead, Total | 67.2 | | mg/kg | 4.60 | 0.247 | 2 | 03/30/23 13:38 | 04/02/23 12:08 | EPA 3050B | 1,6010D | EGW |
| Magnesium, Total | 3620 | | mg/kg | 9.21 | 1.42 | 2 | 03/30/23 13:38 | 04/02/23 12:08 | EPA 3050B | 1,6010D | EGW |
| Manganese, Total | 244 | | mg/kg | 0.921 | 0.146 | 2 | 03/30/23 13:38 | 04/02/23 12:08 | EPA 3050B | 1,6010D | EGW |
| Mercury, Total | 1.27 | | mg/kg | 0.080 | 0.052 | 1 | 03/30/23 14:10 | 03/30/23 20:06 | EPA 7471B | 1,7471B | DJR |
| Nickel, Total | 15.6 | | mg/kg | 2.30 | 0.223 | 2 | 03/30/23 13:38 | 04/02/23 12:08 | EPA 3050B | 1,6010D | EGW |
| Potassium, Total | 1340 | | mg/kg | 230 | 13.3 | 2 | 03/30/23 13:38 | 04/02/23 12:08 | EPA 3050B | 1,6010D | EGW |
| Selenium, Total | ND | | mg/kg | 1.84 | 0.238 | 2 | 03/30/23 13:38 | 04/02/23 12:08 | EPA 3050B | 1,6010D | EGW |
| Silver, Total | ND | | mg/kg | 0.460 | 0.261 | 2 | 03/30/23 13:38 | 04/02/23 12:08 | EPA 3050B | 1,6010D | EGW |
| Sodium, Total | 231 | | mg/kg | 184 | 2.90 | 2 | 03/30/23 13:38 | 04/02/23 12:08 | EPA 3050B | 1,6010D | EGW |
| Thallium, Total | ND | | mg/kg | 1.84 | 0.290 | 2 | 03/30/23 13:38 | 04/02/23 12:08 | EPA 3050B | 1,6010D | EGW |
| Vanadium, Total | 29.6 | | mg/kg | 0.921 | 0.187 | 2 | 03/30/23 13:38 | 04/02/23 12:08 | EPA 3050B | 1,6010D | EGW |
| Zinc, Total | 94.4 | | mg/kg | 4.60 | 0.270 | 2 | 03/30/23 13:38 | 04/02/23 12:08 | EPA 3050B | 1,6010D | EGW |

**Project Name:** NORTH MAIN STREET SITE
**Lab Number:** L2316226
**Project Number:** 12814, PHASE 7
**Report Date:** 04/12/23

## SAMPLE RESULTS

Lab ID: L2316226-08
Client ID: SB-306 (2.5-3)
Sample Location: 128 NORTH MAIN ST. PORT CHESTER NY

Date Collected: 03/28/23 11:30
Date Received: 03/28/23
Field Prep: Not Specified

Sample Depth:
Matrix: Soil
Percent Solids: 88%

| Parameter | Result | Qualifier | Units | RL | MDL | Dilution Factor | Date Prepared | Date Analyzed | Prep Method | Analytical Method | Analyst |
|---|---|---|---|---|---|---|---|---|---|---|---|
| **Total Metals - Mansfield Lab** | | | | | | | | | | | |
| Aluminum, Total | 8250 | | mg/kg | 8.58 | 2.32 | 2 | 03/30/23 13:38 | 04/02/23 12:13 | EPA 3050B | 1,6010D | EGW |
| Antimony, Total | 1.37 | J | mg/kg | 4.29 | 0.326 | 2 | 03/30/23 13:38 | 04/02/23 12:13 | EPA 3050B | 1,6010D | EGW |
| Arsenic, Total | 3.89 | | mg/kg | 0.858 | 0.178 | 2 | 03/30/23 13:38 | 04/02/23 12:13 | EPA 3050B | 1,6010D | EGW |
| Barium, Total | 93.1 | | mg/kg | 0.858 | 0.149 | 2 | 03/30/23 13:38 | 04/02/23 12:13 | EPA 3050B | 1,6010D | EGW |
| Beryllium, Total | 0.337 | J | mg/kg | 0.429 | 0.028 | 2 | 03/30/23 13:38 | 04/02/23 12:13 | EPA 3050B | 1,6010D | EGW |
| Cadmium, Total | 0.178 | J | mg/kg | 0.858 | 0.084 | 2 | 03/30/23 13:38 | 04/02/23 12:13 | EPA 3050B | 1,6010D | EGW |
| Calcium, Total | 3250 | | mg/kg | 8.58 | 3.00 | 2 | 03/30/23 13:38 | 04/02/23 12:13 | EPA 3050B | 1,6010D | EGW |
| Chromium, Total | 14.4 | | mg/kg | 0.858 | 0.082 | 2 | 03/30/23 13:38 | 04/02/23 12:13 | EPA 3050B | 1,6010D | EGW |
| Cobalt, Total | 6.65 | | mg/kg | 1.72 | 0.142 | 2 | 03/30/23 13:38 | 04/02/23 12:13 | EPA 3050B | 1,6010D | EGW |
| Copper, Total | 33.2 | | mg/kg | 0.858 | 0.221 | 2 | 03/30/23 13:38 | 04/02/23 12:13 | EPA 3050B | 1,6010D | EGW |
| Iron, Total | 18500 | | mg/kg | 4.29 | 0.775 | 2 | 03/30/23 13:38 | 04/02/23 12:13 | EPA 3050B | 1,6010D | EGW |
| Lead, Total | 113 | | mg/kg | 4.29 | 0.230 | 2 | 03/30/23 13:38 | 04/02/23 12:13 | EPA 3050B | 1,6010D | EGW |
| Magnesium, Total | 3350 | | mg/kg | 8.58 | 1.32 | 2 | 03/30/23 13:38 | 04/02/23 12:13 | EPA 3050B | 1,6010D | EGW |
| Manganese, Total | 274 | | mg/kg | 0.858 | 0.136 | 2 | 03/30/23 13:38 | 04/02/23 12:13 | EPA 3050B | 1,6010D | EGW |
| Mercury, Total | 2.02 | | mg/kg | 0.080 | 0.052 | 1 | 03/30/23 14:10 | 03/30/23 20:16 | EPA 7471B | 1,7471B | DJR |
| Nickel, Total | 13.5 | | mg/kg | 2.14 | 0.208 | 2 | 03/30/23 13:38 | 04/02/23 12:13 | EPA 3050B | 1,6010D | EGW |
| Potassium, Total | 1200 | | mg/kg | 214 | 12.4 | 2 | 03/30/23 13:38 | 04/02/23 12:13 | EPA 3050B | 1,6010D | EGW |
| Selenium, Total | ND | | mg/kg | 1.72 | 0.221 | 2 | 03/30/23 13:38 | 04/02/23 12:13 | EPA 3050B | 1,6010D | EGW |
| Silver, Total | ND | | mg/kg | 0.429 | 0.243 | 2 | 03/30/23 13:38 | 04/02/23 12:13 | EPA 3050B | 1,6010D | EGW |
| Sodium, Total | 171 | J | mg/kg | 172 | 2.70 | 2 | 03/30/23 13:38 | 04/02/23 12:13 | EPA 3050B | 1,6010D | EGW |
| Thallium, Total | ND | | mg/kg | 1.72 | 0.270 | 2 | 03/30/23 13:38 | 04/02/23 12:13 | EPA 3050B | 1,6010D | EGW |
| Vanadium, Total | 23.6 | | mg/kg | 0.858 | 0.174 | 2 | 03/30/23 13:38 | 04/02/23 12:13 | EPA 3050B | 1,6010D | EGW |
| Zinc, Total | 101 | | mg/kg | 4.29 | 0.251 | 2 | 03/30/23 13:38 | 04/02/23 12:13 | EPA 3050B | 1,6010D | EGW |

**Project Name:** NORTH MAIN STREET SITE
**Lab Number:** L2316226
**Project Number:** 12814, PHASE 7
**Report Date:** 04/12/23

## SAMPLE RESULTS

Lab ID: L2316226-09
Client ID: SB-307 (1.5-2)
Sample Location: 128 NORTH MAIN ST. PORT CHESTER NY

Date Collected: 03/28/23 10:55
Date Received: 03/28/23
Field Prep: Not Specified

Sample Depth:
Matrix: Soil
Percent Solids: 86%

| Parameter | Result | Qualifier | Units | RL | MDL | Dilution Factor | Date Prepared | Date Analyzed | Prep Method | Analytical Method | Analyst |
|---|---|---|---|---|---|---|---|---|---|---|---|
| **Total Metals - Mansfield Lab** | | | | | | | | | | | |
| Aluminum, Total | 5030 | | mg/kg | 8.78 | 2.37 | 2 | 03/30/23 13:38 | 04/02/23 12:17 | EPA 3050B | 1,6010D | EGW |
| Antimony, Total | 1.89 | J | mg/kg | 4.39 | 0.334 | 2 | 03/30/23 13:38 | 04/02/23 12:17 | EPA 3050B | 1,6010D | EGW |
| Arsenic, Total | 10.4 | | mg/kg | 0.878 | 0.182 | 2 | 03/30/23 13:38 | 04/02/23 12:17 | EPA 3050B | 1,6010D | EGW |
| Barium, Total | 113 | | mg/kg | 0.878 | 0.153 | 2 | 03/30/23 13:38 | 04/02/23 12:17 | EPA 3050B | 1,6010D | EGW |
| Beryllium, Total | 0.247 | J | mg/kg | 0.439 | 0.029 | 2 | 03/30/23 13:38 | 04/02/23 12:17 | EPA 3050B | 1,6010D | EGW |
| Cadmium, Total | 0.690 | J | mg/kg | 0.878 | 0.086 | 2 | 03/30/23 13:38 | 04/02/23 12:17 | EPA 3050B | 1,6010D | EGW |
| Calcium, Total | 7670 | | mg/kg | 8.78 | 3.07 | 2 | 03/30/23 13:38 | 04/02/23 12:17 | EPA 3050B | 1,6010D | EGW |
| Chromium, Total | 14.9 | | mg/kg | 0.878 | 0.084 | 2 | 03/30/23 13:38 | 04/02/23 12:17 | EPA 3050B | 1,6010D | EGW |
| Cobalt, Total | 6.25 | | mg/kg | 1.76 | 0.146 | 2 | 03/30/23 13:38 | 04/02/23 12:17 | EPA 3050B | 1,6010D | EGW |
| Copper, Total | 83.9 | | mg/kg | 0.878 | 0.226 | 2 | 03/30/23 13:38 | 04/02/23 12:17 | EPA 3050B | 1,6010D | EGW |
| Iron, Total | 21200 | | mg/kg | 4.39 | 0.792 | 2 | 03/30/23 13:38 | 04/02/23 12:17 | EPA 3050B | 1,6010D | EGW |
| Lead, Total | 242 | | mg/kg | 4.39 | 0.235 | 2 | 03/30/23 13:38 | 04/02/23 12:17 | EPA 3050B | 1,6010D | EGW |
| Magnesium, Total | 3060 | | mg/kg | 8.78 | 1.35 | 2 | 03/30/23 13:38 | 04/02/23 12:17 | EPA 3050B | 1,6010D | EGW |
| Manganese, Total | 302 | | mg/kg | 0.878 | 0.140 | 2 | 03/30/23 13:38 | 04/02/23 12:17 | EPA 3050B | 1,6010D | EGW |
| Mercury, Total | 3.36 | | mg/kg | 0.174 | 0.113 | 2 | 03/30/23 14:10 | 03/30/23 21:11 | EPA 7471B | 1,7471B | DJR |
| Nickel, Total | 11.4 | | mg/kg | 2.19 | 0.212 | 2 | 03/30/23 13:38 | 04/02/23 12:17 | EPA 3050B | 1,6010D | EGW |
| Potassium, Total | 896 | | mg/kg | 219 | 12.6 | 2 | 03/30/23 13:38 | 04/02/23 12:17 | EPA 3050B | 1,6010D | EGW |
| Selenium, Total | ND | | mg/kg | 1.76 | 0.226 | 2 | 03/30/23 13:38 | 04/02/23 12:17 | EPA 3050B | 1,6010D | EGW |
| Silver, Total | 0.291 | J | mg/kg | 0.439 | 0.248 | 2 | 03/30/23 13:38 | 04/02/23 12:17 | EPA 3050B | 1,6010D | EGW |
| Sodium, Total | 166 | J | mg/kg | 176 | 2.76 | 2 | 03/30/23 13:38 | 04/02/23 12:17 | EPA 3050B | 1,6010D | EGW |
| Thallium, Total | 0.279 | J | mg/kg | 1.76 | 0.276 | 2 | 03/30/23 13:38 | 04/02/23 12:17 | EPA 3050B | 1,6010D | EGW |
| Vanadium, Total | 31.4 | | mg/kg | 0.878 | 0.178 | 2 | 03/30/23 13:38 | 04/02/23 12:17 | EPA 3050B | 1,6010D | EGW |
| Zinc, Total | 394 | | mg/kg | 4.39 | 0.257 | 2 | 03/30/23 13:38 | 04/02/23 12:17 | EPA 3050B | 1,6010D | EGW |

**Project Name:** NORTH MAIN STREET SITE
**Lab Number:** L2316226
**Project Number:** 12814, PHASE 7
**Report Date:** 04/12/23

## SAMPLE RESULTS

Lab ID: L2316226-10
Client ID: SB-307 (4.5-5)
Sample Location: 128 NORTH MAIN ST. PORT CHESTER NY

Date Collected: 03/28/23 11:00
Date Received: 03/28/23
Field Prep: Not Specified

Sample Depth:
Matrix: Soil
Percent Solids: 83%

| Parameter | Result | Qualifier | Units | RL | MDL | Dilution Factor | Date Prepared | Date Analyzed | Prep Method | Analytical Method | Analyst |
|---|---|---|---|---|---|---|---|---|---|---|---|
| **Total Metals - Mansfield Lab** | | | | | | | | | | | |
| Aluminum, Total | 12900 | | mg/kg | 9.12 | 2.46 | 2 | 03/30/23 13:38 | 04/02/23 12:22 | EPA 3050B | 1,6010D | EGW |
| Antimony, Total | 1.36 | J | mg/kg | 4.56 | 0.347 | 2 | 03/30/23 13:38 | 04/02/23 12:22 | EPA 3050B | 1,6010D | EGW |
| Arsenic, Total | 2.94 | | mg/kg | 0.912 | 0.190 | 2 | 03/30/23 13:38 | 04/02/23 12:22 | EPA 3050B | 1,6010D | EGW |
| Barium, Total | 89.5 | | mg/kg | 0.912 | 0.159 | 2 | 03/30/23 13:38 | 04/02/23 12:22 | EPA 3050B | 1,6010D | EGW |
| Beryllium, Total | 0.530 | | mg/kg | 0.456 | 0.030 | 2 | 03/30/23 13:38 | 04/02/23 12:22 | EPA 3050B | 1,6010D | EGW |
| Cadmium, Total | 0.093 | J | mg/kg | 0.912 | 0.089 | 2 | 03/30/23 13:38 | 04/02/23 12:22 | EPA 3050B | 1,6010D | EGW |
| Calcium, Total | 2460 | | mg/kg | 9.12 | 3.19 | 2 | 03/30/23 13:38 | 04/02/23 12:22 | EPA 3050B | 1,6010D | EGW |
| Chromium, Total | 17.2 | | mg/kg | 0.912 | 0.088 | 2 | 03/30/23 13:38 | 04/02/23 12:22 | EPA 3050B | 1,6010D | EGW |
| Cobalt, Total | 8.31 | | mg/kg | 1.82 | 0.151 | 2 | 03/30/23 13:38 | 04/02/23 12:22 | EPA 3050B | 1,6010D | EGW |
| Copper, Total | 15.8 | | mg/kg | 0.912 | 0.235 | 2 | 03/30/23 13:38 | 04/02/23 12:22 | EPA 3050B | 1,6010D | EGW |
| Iron, Total | 18400 | | mg/kg | 4.56 | 0.824 | 2 | 03/30/23 13:38 | 04/02/23 12:22 | EPA 3050B | 1,6010D | EGW |
| Lead, Total | 63.9 | | mg/kg | 4.56 | 0.244 | 2 | 03/30/23 13:38 | 04/02/23 12:22 | EPA 3050B | 1,6010D | EGW |
| Magnesium, Total | 3020 | | mg/kg | 9.12 | 1.40 | 2 | 03/30/23 13:38 | 04/02/23 12:22 | EPA 3050B | 1,6010D | EGW |
| Manganese, Total | 460 | | mg/kg | 0.912 | 0.145 | 2 | 03/30/23 13:38 | 04/02/23 12:22 | EPA 3050B | 1,6010D | EGW |
| Mercury, Total | 0.173 | | mg/kg | 0.076 | 0.049 | 1 | 03/30/23 14:10 | 03/30/23 20:23 | EPA 7471B | 1,7471B | DJR |
| Nickel, Total | 12.5 | | mg/kg | 2.28 | 0.221 | 2 | 03/30/23 13:38 | 04/02/23 12:22 | EPA 3050B | 1,6010D | EGW |
| Potassium, Total | 793 | | mg/kg | 228 | 13.1 | 2 | 03/30/23 13:38 | 04/02/23 12:22 | EPA 3050B | 1,6010D | EGW |
| Selenium, Total | ND | | mg/kg | 1.82 | 0.235 | 2 | 03/30/23 13:38 | 04/02/23 12:22 | EPA 3050B | 1,6010D | EGW |
| Silver, Total | ND | | mg/kg | 0.456 | 0.258 | 2 | 03/30/23 13:38 | 04/02/23 12:22 | EPA 3050B | 1,6010D | EGW |
| Sodium, Total | 246 | | mg/kg | 182 | 2.87 | 2 | 03/30/23 13:38 | 04/02/23 12:22 | EPA 3050B | 1,6010D | EGW |
| Thallium, Total | ND | | mg/kg | 1.82 | 0.287 | 2 | 03/30/23 13:38 | 04/02/23 12:22 | EPA 3050B | 1,6010D | EGW |
| Vanadium, Total | 27.2 | | mg/kg | 0.912 | 0.185 | 2 | 03/30/23 13:38 | 04/02/23 12:22 | EPA 3050B | 1,6010D | EGW |
| Zinc, Total | 38.6 | | mg/kg | 4.56 | 0.267 | 2 | 03/30/23 13:38 | 04/02/23 12:22 | EPA 3050B | 1,6010D | EGW |

**Project Name:** NORTH MAIN STREET SITE
**Project Number:** 12814, PHASE 7
**Lab Number:** L2316226
**Report Date:** 04/12/23

## SAMPLE RESULTS

Lab ID: L2316226-11
Client ID: TWP-301
Sample Location: 128 NORTH MAIN ST. PORT CHESTER NY
Date Collected: 03/28/23 14:15
Date Received: 03/28/23
Field Prep: Not Specified

Sample Depth:
Matrix: Water

| Parameter | Result | Qualifier | Units | RL | MDL | Dilution Factor | Date Prepared | Date Analyzed | Prep Method | Analytical Method | Analyst |
|---|---|---|---|---|---|---|---|---|---|---|---|
| **Total Metals - Mansfield Lab** | | | | | | | | | | | |
| Aluminum, Total | 15.7 | | mg/l | 0.100 | 0.0327 | 10 | 03/30/23 23:37 | 04/03/23 22:13 | EPA 3005A | 1,6020B | WKP |
| Antimony, Total | 0.00743 | J | mg/l | 0.04000 | 0.00429 | 10 | 03/30/23 23:37 | 04/03/23 22:13 | EPA 3005A | 1,6020B | WKP |
| Arsenic, Total | 0.01083 | | mg/l | 0.00500 | 0.00165 | 10 | 03/30/23 23:37 | 04/03/23 22:13 | EPA 3005A | 1,6020B | WKP |
| Barium, Total | 0.5807 | | mg/l | 0.00500 | 0.00173 | 10 | 03/30/23 23:37 | 04/03/23 22:13 | EPA 3005A | 1,6020B | WKP |
| Beryllium, Total | 0.00130 | J | mg/l | 0.00500 | 0.00107 | 10 | 03/30/23 23:37 | 04/03/23 22:13 | EPA 3005A | 1,6020B | WKP |
| Cadmium, Total | 0.00091 | J | mg/l | 0.00200 | 0.00059 | 10 | 03/30/23 23:37 | 04/03/23 22:13 | EPA 3005A | 1,6020B | WKP |
| Calcium, Total | 71.7 | | mg/l | 1.00 | 0.394 | 10 | 03/30/23 23:37 | 04/03/23 22:13 | EPA 3005A | 1,6020B | WKP |
| Chromium, Total | 0.07704 | | mg/l | 0.01000 | 0.00178 | 10 | 03/30/23 23:37 | 04/03/23 22:13 | EPA 3005A | 1,6020B | WKP |
| Cobalt, Total | 0.04563 | | mg/l | 0.00500 | 0.00163 | 10 | 03/30/23 23:37 | 04/03/23 22:13 | EPA 3005A | 1,6020B | WKP |
| Copper, Total | 0.1244 | | mg/l | 0.01000 | 0.00384 | 10 | 03/30/23 23:37 | 04/03/23 22:13 | EPA 3005A | 1,6020B | WKP |
| Iron, Total | 25.7 | | mg/l | 0.500 | 0.191 | 10 | 03/30/23 23:37 | 04/03/23 22:13 | EPA 3005A | 1,6020B | WKP |
| Lead, Total | 0.1328 | | mg/l | 0.01000 | 0.00343 | 10 | 03/30/23 23:37 | 04/03/23 22:13 | EPA 3005A | 1,6020B | WKP |
| Magnesium, Total | 19.2 | | mg/l | 0.700 | 0.242 | 10 | 03/30/23 23:37 | 04/03/23 22:13 | EPA 3005A | 1,6020B | WKP |
| Manganese, Total | 9.363 | | mg/l | 0.01000 | 0.00440 | 10 | 03/30/23 23:37 | 04/03/23 22:13 | EPA 3005A | 1,6020B | WKP |
| Mercury, Total | 0.00021 | | mg/l | 0.00020 | 0.00009 | 1 | 04/03/23 11:56 | 04/03/23 19:57 | EPA 7470A | 1,7470A | ZNK |
| Nickel, Total | 0.06557 | | mg/l | 0.02000 | 0.00556 | 10 | 03/30/23 23:37 | 04/03/23 22:13 | EPA 3005A | 1,6020B | WKP |
| Potassium, Total | 11.9 | | mg/l | 1.00 | 0.309 | 10 | 03/30/23 23:37 | 04/03/23 22:13 | EPA 3005A | 1,6020B | WKP |
| Selenium, Total | 0.0322 | J | mg/l | 0.0500 | 0.0173 | 10 | 03/30/23 23:37 | 04/03/23 22:13 | EPA 3005A | 1,6020B | WKP |
| Silver, Total | ND | | mg/l | 0.00400 | 0.00163 | 10 | 03/30/23 23:37 | 04/03/23 22:13 | EPA 3005A | 1,6020B | WKP |
| Sodium, Total | 178. | | mg/l | 1.00 | 0.293 | 10 | 03/30/23 23:37 | 04/03/23 22:13 | EPA 3005A | 1,6020B | WKP |
| Thallium, Total | ND | | mg/l | 0.01000 | 0.00143 | 10 | 03/30/23 23:37 | 04/03/23 22:13 | EPA 3005A | 1,6020B | WKP |
| Vanadium, Total | 0.02361 | J | mg/l | 0.05000 | 0.01570 | 10 | 03/30/23 23:37 | 04/03/23 22:13 | EPA 3005A | 1,6020B | WKP |
| Zinc, Total | 0.1069 | | mg/l | 0.1000 | 0.03410 | 10 | 03/30/23 23:37 | 04/03/23 22:13 | EPA 3005A | 1,6020B | WKP |

**Project Name:** NORTH MAIN STREET SITE **Lab Number:** L2316226

**Project Number:** 12814, PHASE 7 **Report Date:** 04/12/23

# Method Blank Analysis
# Batch Quality Control

| Parameter | Result | Qualifier | Units | RL | MDL | Dilution Factor | Date Prepared | Date Analyzed | Analytical Method | Analyst |
|---|---|---|---|---|---|---|---|---|---|---|
| Total Metals - Mansfield Lab for sample(s): 01-10 Batch: WG1760271-1 | | | | | | | | | | |
| Aluminum, Total | ND | | mg/kg | 4.00 | 1.08 | 1 | 03/30/23 13:38 | 03/30/23 19:04 | 1,6010D | AMW |
| Antimony, Total | ND | | mg/kg | 2.00 | 0.152 | 1 | 03/30/23 13:38 | 03/30/23 19:04 | 1,6010D | AMW |
| Arsenic, Total | ND | | mg/kg | 0.400 | 0.083 | 1 | 03/30/23 13:38 | 03/30/23 19:04 | 1,6010D | AMW |
| Barium, Total | ND | | mg/kg | 0.400 | 0.070 | 1 | 03/30/23 13:38 | 03/30/23 19:04 | 1,6010D | AMW |
| Beryllium, Total | ND | | mg/kg | 0.200 | 0.013 | 1 | 03/30/23 13:38 | 03/30/23 19:04 | 1,6010D | AMW |
| Cadmium, Total | ND | | mg/kg | 0.400 | 0.039 | 1 | 03/30/23 13:38 | 03/30/23 19:04 | 1,6010D | AMW |
| Calcium, Total | ND | | mg/kg | 4.00 | 1.40 | 1 | 03/30/23 13:38 | 03/30/23 19:04 | 1,6010D | AMW |
| Chromium, Total | 0.095 | J | mg/kg | 0.400 | 0.038 | 1 | 03/30/23 13:38 | 03/30/23 19:04 | 1,6010D | AMW |
| Cobalt, Total | ND | | mg/kg | 0.800 | 0.066 | 1 | 03/30/23 13:38 | 03/30/23 19:04 | 1,6010D | AMW |
| Copper, Total | ND | | mg/kg | 0.400 | 0.103 | 1 | 03/30/23 13:38 | 03/30/23 19:04 | 1,6010D | AMW |
| Iron, Total | 0.448 | J | mg/kg | 2.00 | 0.361 | 1 | 03/30/23 13:38 | 03/30/23 19:04 | 1,6010D | AMW |
| Lead, Total | ND | | mg/kg | 2.00 | 0.107 | 1 | 03/30/23 13:38 | 03/30/23 19:04 | 1,6010D | AMW |
| Magnesium, Total | ND | | mg/kg | 4.00 | 0.616 | 1 | 03/30/23 13:38 | 03/30/23 19:04 | 1,6010D | AMW |
| Manganese, Total | ND | | mg/kg | 0.400 | 0.064 | 1 | 03/30/23 13:38 | 03/30/23 19:04 | 1,6010D | AMW |
| Nickel, Total | ND | | mg/kg | 1.00 | 0.097 | 1 | 03/30/23 13:38 | 03/30/23 19:04 | 1,6010D | AMW |
| Potassium, Total | ND | | mg/kg | 100 | 5.76 | 1 | 03/30/23 13:38 | 03/30/23 19:04 | 1,6010D | AMW |
| Selenium, Total | ND | | mg/kg | 0.800 | 0.103 | 1 | 03/30/23 13:38 | 03/30/23 19:04 | 1,6010D | AMW |
| Silver, Total | ND | | mg/kg | 0.200 | 0.113 | 1 | 03/30/23 13:38 | 03/30/23 19:04 | 1,6010D | AMW |
| Sodium, Total | ND | | mg/kg | 80.0 | 1.26 | 1 | 03/30/23 13:38 | 03/30/23 19:04 | 1,6010D | AMW |
| Thallium, Total | ND | | mg/kg | 0.800 | 0.126 | 1 | 03/30/23 13:38 | 03/30/23 19:04 | 1,6010D | AMW |
| Vanadium, Total | ND | | mg/kg | 0.400 | 0.081 | 1 | 03/30/23 13:38 | 03/30/23 19:04 | 1,6010D | AMW |
| Zinc, Total | ND | | mg/kg | 2.00 | 0.117 | 1 | 03/30/23 13:38 | 03/30/23 19:04 | 1,6010D | AMW |

**Prep Information**

Digestion Method: EPA 3050B

| Parameter | Result | Qualifier | Units | RL | MDL | Dilution Factor | Date Prepared | Date Analyzed | Analytical Method | Analyst |
|---|---|---|---|---|---|---|---|---|---|---|
| Total Metals - Mansfield Lab for sample(s): 01-10 Batch: WG1760274-1 | | | | | | | | | | |
| Mercury, Total | ND | | mg/kg | 0.083 | 0.054 | 1 | 03/30/23 14:10 | 03/30/23 19:03 | 1,7471B | DJR |

**Project Name:** NORTH MAIN STREET SITE **Lab Number:** L2316226

**Project Number:** 12814, PHASE 7 **Report Date:** 04/12/23

# Method Blank Analysis
# Batch Quality Control

**Prep Information**

Digestion Method: EPA 7471B

| Parameter | Result | Qualifier | Units | RL | MDL | Dilution Factor | Date Prepared | Date Analyzed | Analytical Method | Analyst |
|---|---|---|---|---|---|---|---|---|---|---|
| Total Metals - Mansfield Lab for sample(s): 11 Batch: WG1760668-1 | | | | | | | | | | |
| Aluminum, Total | ND | | mg/l | 0.0100 | 0.00327 | 1 | 03/30/23 23:37 | 03/31/23 13:52 | 1,6020B | NTB |
| Antimony, Total | ND | | mg/l | 0.00400 | 0.00042 | 1 | 03/30/23 23:37 | 03/31/23 13:52 | 1,6020B | NTB |
| Arsenic, Total | ND | | mg/l | 0.00050 | 0.00016 | 1 | 03/30/23 23:37 | 03/31/23 13:52 | 1,6020B | NTB |
| Barium, Total | ND | | mg/l | 0.00050 | 0.00017 | 1 | 03/30/23 23:37 | 03/31/23 13:52 | 1,6020B | NTB |
| Beryllium, Total | ND | | mg/l | 0.00050 | 0.00010 | 1 | 03/30/23 23:37 | 03/31/23 13:52 | 1,6020B | NTB |
| Cadmium, Total | ND | | mg/l | 0.00020 | 0.00005 | 1 | 03/30/23 23:37 | 03/31/23 13:52 | 1,6020B | NTB |
| Calcium, Total | ND | | mg/l | 0.100 | 0.0394 | 1 | 03/30/23 23:37 | 03/31/23 13:52 | 1,6020B | NTB |
| Chromium, Total | ND | | mg/l | 0.00100 | 0.00017 | 1 | 03/30/23 23:37 | 03/31/23 13:52 | 1,6020B | NTB |
| Cobalt, Total | ND | | mg/l | 0.00050 | 0.00016 | 1 | 03/30/23 23:37 | 03/31/23 13:52 | 1,6020B | NTB |
| Copper, Total | ND | | mg/l | 0.00100 | 0.00038 | 1 | 03/30/23 23:37 | 03/31/23 13:52 | 1,6020B | NTB |
| Iron, Total | ND | | mg/l | 0.0500 | 0.0191 | 1 | 03/30/23 23:37 | 03/31/23 13:52 | 1,6020B | NTB |
| Lead, Total | ND | | mg/l | 0.00100 | 0.00034 | 1 | 03/30/23 23:37 | 03/31/23 13:52 | 1,6020B | NTB |
| Magnesium, Total | ND | | mg/l | 0.0700 | 0.0242 | 1 | 03/30/23 23:37 | 03/31/23 13:52 | 1,6020B | NTB |
| Manganese, Total | ND | | mg/l | 0.00100 | 0.00044 | 1 | 03/30/23 23:37 | 03/31/23 13:52 | 1,6020B | NTB |
| Nickel, Total | ND | | mg/l | 0.00200 | 0.00055 | 1 | 03/30/23 23:37 | 03/31/23 13:52 | 1,6020B | NTB |
| Potassium, Total | ND | | mg/l | 0.100 | 0.0309 | 1 | 03/30/23 23:37 | 03/31/23 13:52 | 1,6020B | NTB |
| Selenium, Total | ND | | mg/l | 0.00500 | 0.00173 | 1 | 03/30/23 23:37 | 03/31/23 13:52 | 1,6020B | NTB |
| Silver, Total | ND | | mg/l | 0.00040 | 0.00016 | 1 | 03/30/23 23:37 | 03/31/23 13:52 | 1,6020B | NTB |
| Sodium, Total | ND | | mg/l | 0.100 | 0.0293 | 1 | 03/30/23 23:37 | 03/31/23 13:52 | 1,6020B | NTB |
| Thallium, Total | ND | | mg/l | 0.00100 | 0.00014 | 1 | 03/30/23 23:37 | 03/31/23 13:52 | 1,6020B | NTB |
| Vanadium, Total | ND | | mg/l | 0.00500 | 0.00157 | 1 | 03/30/23 23:37 | 03/31/23 13:52 | 1,6020B | NTB |
| Zinc, Total | ND | | mg/l | 0.01000 | 0.00341 | 1 | 03/30/23 23:37 | 03/31/23 13:52 | 1,6020B | NTB |

**Prep Information**

Digestion Method: EPA 3005A

**Project Name:** NORTH MAIN STREET SITE **Lab Number:** L2316226

**Project Number:** 12814, PHASE 7 **Report Date:** 04/12/23

# Method Blank Analysis
# Batch Quality Control

| Parameter | Result | Qualifier | Units | RL | MDL | Dilution Factor | Date Prepared | Date Analyzed | Analytical Method | Analyst |
|---|---|---|---|---|---|---|---|---|---|---|
| Total Metals - Mansfield Lab for sample(s): 11 Batch: WG1761386-1 | | | | | | | | | | |
| Mercury, Total | ND | | mg/l | 0.00020 | 0.00009 | 1 | 04/03/23 11:56 | 04/03/23 19:34 | 1,7470A | ZNK |

**Prep Information**

Digestion Method: EPA 7470A

# Lab Control Sample Analysis
## Batch Quality Control

**Project Name:** NORTH MAIN STREET SITE
**Project Number:** 12814, PHASE 7

**Lab Number:** L2316226
**Report Date:** 04/12/23

| Parameter | LCS %Recovery | Qual | LCSD %Recovery | Qual | %Recovery Limits | RPD | Qual | RPD Limits |
|---|---|---|---|---|---|---|---|---|
| Total Metals - Mansfield Lab Associated sample(s): 01-10 Batch: WG1760271-2 SRM Lot Number: D116-540 | | | | | | | | |
| Aluminum, Total | 83 | | - | | 45-155 | - | | |
| Antimony, Total | 194 | | - | | 2-205 | - | | |
| Arsenic, Total | 109 | | - | | 82-119 | - | | |
| Barium, Total | 93 | | - | | 82-118 | - | | |
| Beryllium, Total | 98 | | - | | 82-118 | - | | |
| Cadmium, Total | 97 | | - | | 82-118 | - | | |
| Calcium, Total | 97 | | - | | 81-119 | - | | |
| Chromium, Total | 98 | | - | | 81-118 | - | | |
| Cobalt, Total | 97 | | - | | 83-117 | - | | |
| Copper, Total | 104 | | - | | 83-117 | - | | |
| Iron, Total | 107 | | - | | 58-142 | - | | |
| Lead, Total | 106 | | - | | 83-117 | - | | |
| Magnesium, Total | 93 | | - | | 75-125 | - | | |
| Manganese, Total | 98 | | - | | 82-118 | - | | |
| Nickel, Total | 97 | | - | | 82-118 | - | | |
| Potassium, Total | 93 | | - | | 68-131 | - | | |
| Selenium, Total | 103 | | - | | 78-122 | - | | |
| Silver, Total | 101 | | - | | 79-121 | - | | |
| Sodium, Total | 99 | | - | | 71-130 | - | | |
| Thallium, Total | 103 | | - | | 80-120 | - | | |
| Vanadium, Total | 103 | | - | | 78-122 | - | | |

# Lab Control Sample Analysis
## Batch Quality Control

**Project Name:** NORTH MAIN STREET SITE
**Project Number:** 12814, PHASE 7

**Lab Number:** L2316226
**Report Date:** 04/12/23

| Parameter | LCS %Recovery | LCSD %Recovery | %Recovery Limits | RPD | RPD Limits |
|---|---|---|---|---|---|
| Total Metals - Mansfield Lab Associated sample(s): 01-10 Batch: WG1760271-2 SRM Lot Number: D116-540 | | | | | |
| Zinc, Total | 99 | - | 80-120 | - | |
| Total Metals - Mansfield Lab Associated sample(s): 01-10 Batch: WG1760274-2 SRM Lot Number: D116-540 | | | | | |
| Mercury, Total | 96 | - | 58-142 | - | |

# Lab Control Sample Analysis
## Batch Quality Control

**Project Name:** NORTH MAIN STREET SITE
**Project Number:** 12814, PHASE 7

**Lab Number:** L2316226
**Report Date:** 04/12/23

| Parameter | LCS %Recovery | LCSD %Recovery | %Recovery Limits | RPD | RPD Limits |
|---|---|---|---|---|---|
| Total Metals - Mansfield Lab Associated sample(s): 11 Batch: WG1760668-2 | | | | | |
| Aluminum, Total | 91 | - | 80-120 | - | |
| Antimony, Total | 90 | - | 80-120 | - | |
| Arsenic, Total | 101 | - | 80-120 | - | |
| Barium, Total | 96 | - | 80-120 | - | |
| Beryllium, Total | 99 | - | 80-120 | - | |
| Cadmium, Total | 99 | - | 80-120 | - | |
| Calcium, Total | 82 | - | 80-120 | - | |
| Chromium, Total | 95 | - | 80-120 | - | |
| Cobalt, Total | 97 | - | 80-120 | - | |
| Copper, Total | 99 | - | 80-120 | - | |
| Iron, Total | 100 | - | 80-120 | - | |
| Lead, Total | 99 | - | 80-120 | - | |
| Magnesium, Total | 91 | - | 80-120 | - | |
| Manganese, Total | 96 | - | 80-120 | - | |
| Nickel, Total | 98 | - | 80-120 | - | |
| Potassium, Total | 89 | - | 80-120 | - | |
| Selenium, Total | 97 | - | 80-120 | - | |
| Silver, Total | 101 | - | 80-120 | - | |
| Sodium, Total | 93 | - | 80-120 | - | |
| Thallium, Total | 110 | - | 80-120 | - | |
| Vanadium, Total | 92 | - | 80-120 | - | |

# Lab Control Sample Analysis
## Batch Quality Control

**Project Name:** NORTH MAIN STREET SITE
**Project Number:** 12814, PHASE 7

**Lab Number:** L2316226
**Report Date:** 04/12/23

| Parameter | LCS %Recovery | LCSD %Recovery | %Recovery Limits | RPD | RPD Limits |
|---|---|---|---|---|---|
| Total Metals - Mansfield Lab Associated sample(s): 11 Batch: WG1760668-2 | | | | | |
| Zinc, Total | 93 | - | 80-120 | - | |
| Total Metals - Mansfield Lab Associated sample(s): 11 Batch: WG1761386-2 | | | | | |
| Mercury, Total | 99 | - | 80-120 | - | |

# Matrix Spike Analysis
## Batch Quality Control

**Project Name:** NORTH MAIN STREET SITE
**Project Number:** 12814, PHASE 7

**Lab Number:** L2316226
**Report Date:** 04/12/23

| Parameter | Native Sample | MS Added | MS Found | MS %Recovery | Qual | MSD Found | MSD %Recovery | Qual | Recovery Limits | RPD | Qual | RPD Limits |
|---|---|---|---|---|---|---|---|---|---|---|---|---|
| Total Metals - Mansfield Lab Associated sample(s): 01-10 QC Batch ID: WG1760271-3 QC Sample: L2316083-01 Client ID: MS Sample | | | | | | | | | | | | |
| Aluminum, Total | 4600 | 187 | 5530 | **497** | Q | - | - | | 75-125 | - | | 20 |
| Antimony, Total | ND | 46.7 | 47.8 | 102 | | - | - | | 75-125 | - | | 20 |
| Arsenic, Total | 2.29 | 11.2 | 14.1 | 105 | | - | - | | 75-125 | - | | 20 |
| Barium, Total | 27.6 | 187 | 203 | 94 | | - | - | | 75-125 | - | | 20 |
| Beryllium, Total | 0.340J | 4.67 | 4.90 | 105 | | - | - | | 75-125 | - | | 20 |
| Cadmium, Total | 0.132J | 4.95 | 4.71 | 95 | | - | - | | 75-125 | - | | 20 |
| Calcium, Total | 1150 | 935 | 1890 | 79 | | - | - | | 75-125 | - | | 20 |
| Chromium, Total | 12.7 | 18.7 | 36.5 | **127** | Q | - | - | | 75-125 | - | | 20 |
| Cobalt, Total | 5.22 | 46.7 | 49.2 | 94 | | - | - | | 75-125 | - | | 20 |
| Copper, Total | 14.2 | 23.4 | 37.2 | 98 | | - | - | | 75-125 | - | | 20 |
| Iron, Total | 10100 | 93.5 | 11100 | **1070** | Q | - | - | | 75-125 | - | | 20 |
| Lead, Total | 10.4 | 49.5 | 60.9 | 102 | | - | - | | 75-125 | - | | 20 |
| Magnesium, Total | 2440 | 935 | 3410 | 104 | | - | - | | 75-125 | - | | 20 |
| Manganese, Total | 203 | 46.7 | 259 | 120 | | - | - | | 75-125 | - | | 20 |
| Nickel, Total | 26.0 | 46.7 | 72.6 | 100 | | - | - | | 75-125 | - | | 20 |
| Potassium, Total | 787 | 935 | 1760 | 104 | | - | - | | 75-125 | - | | 20 |
| Selenium, Total | ND | 11.2 | 11.2 | 100 | | - | - | | 75-125 | - | | 20 |
| Silver, Total | ND | 4.67 | 4.20 | 90 | | - | - | | 75-125 | - | | 20 |
| Sodium, Total | 233 | 935 | 1140 | 97 | | - | - | | 75-125 | - | | 20 |
| Thallium, Total | 0.942J | 11.2 | 12.1 | 108 | | - | - | | 75-125 | - | | 20 |
| Vanadium, Total | 18.5 | 46.7 | 65.1 | 100 | | - | - | | 75-125 | - | | 20 |

# Matrix Spike Analysis
## Batch Quality Control

**Project Name:** NORTH MAIN STREET SITE
**Project Number:** 12814, PHASE 7

**Lab Number:** L2316226
**Report Date:** 04/12/23

| Parameter | Native Sample | MS Added | MS Found | MS %Recovery | MSD Found | MSD %Recovery | Recovery Limits | RPD | RPD Limits |
|---|---|---|---|---|---|---|---|---|---|
| Total Metals - Mansfield Lab Associated sample(s): 01-10 QC Batch ID: WG1760271-3 QC Sample: L2316083-01 Client ID: MS Sample | | | | | | | | | |
| Zinc, Total | 36.6 | 46.7 | 81.1 | 95 | - | - | 75-125 | - | 20 |
| Total Metals - Mansfield Lab Associated sample(s): 01-10 QC Batch ID: WG1760274-3 QC Sample: L2316083-01 Client ID: MS Sample | | | | | | | | | |
| Mercury, Total | ND | 1.57 | 1.55 | 99 | - | - | 80-120 | - | 20 |

# Matrix Spike Analysis
## Batch Quality Control

**Project Name:** NORTH MAIN STREET SITE
**Project Number:** 12814, PHASE 7

**Lab Number:** L2316226
**Report Date:** 04/12/23

| Parameter | Native Sample | MS Added | MS Found | MS %Recovery | | MSD Found | MSD %Recovery | | Recovery Limits | RPD | RPD Limits |
|---|---|---|---|---|---|---|---|---|---|---|---|
| Total Metals - Mansfield Lab Associated sample(s): 11 QC Batch ID: WG1760668-3 WG1760668-4 QC Sample: L2316019-03 Client ID: MS Sample | | | | | | | | | | | |
| Aluminum, Total | 0.009J | 2 | 1.80 | 90 | | 1.63 | 82 | | 75-125 | 10 | 20 |
| Antimony, Total | 0.0006J | 0.5 | 0.4292 | 86 | | 0.4017 | 80 | | 75-125 | 7 | 20 |
| Arsenic, Total | 0.00040J | 0.12 | 0.1262 | 105 | | 0.1141 | 95 | | 75-125 | 10 | 20 |
| Barium, Total | 0.00590 | 2 | 1.910 | 95 | | 1.768 | 88 | | 75-125 | 8 | 20 |
| Beryllium, Total | ND | 0.05 | 0.04996 | 100 | | 0.04479 | 90 | | 75-125 | 11 | 20 |
| Cadmium, Total | ND | 0.053 | 0.05244 | 99 | | 0.04817 | 91 | | 75-125 | 8 | 20 |
| Calcium, Total | 498 | 10 | 512 | **140** | Q | 467 | **0** | Q | 75-125 | 9 | 20 |
| Chromium, Total | ND | 0.2 | 0.1898 | 95 | | 0.1732 | 87 | | 75-125 | 9 | 20 |
| Cobalt, Total | ND | 0.5 | 0.4744 | 95 | | 0.4361 | 87 | | 75-125 | 8 | 20 |
| Copper, Total | ND | 0.25 | 0.2464 | 98 | | 0.2199 | 88 | | 75-125 | 11 | 20 |
| Iron, Total | 0.750 | 1 | 1.70 | 95 | | 1.57 | 82 | | 75-125 | 8 | 20 |
| Lead, Total | ND | 0.53 | 0.5367 | 101 | | 0.4929 | 93 | | 75-125 | 9 | 20 |
| Magnesium, Total | 42.9 | 10 | 50.0 | **71** | Q | 45.8 | **29** | Q | 75-125 | 9 | 20 |
| Manganese, Total | 0.03339 | 0.5 | 0.5123 | 96 | | 0.4711 | 88 | | 75-125 | 8 | 20 |
| Nickel, Total | ND | 0.5 | 0.4823 | 96 | | 0.4390 | 88 | | 75-125 | 9 | 20 |
| Potassium, Total | 1.87 | 10 | 10.6 | 87 | | 9.49 | 76 | | 75-125 | 11 | 20 |
| Selenium, Total | ND | 0.12 | 0.123 | 102 | | 0.111 | 92 | | 75-125 | 10 | 20 |
| Silver, Total | ND | 0.05 | 0.04935 | 99 | | 0.04525 | 90 | | 75-125 | 9 | 20 |
| Sodium, Total | 11.2 | 10 | 18.8 | 76 | | 17.1 | **59** | Q | 75-125 | 9 | 20 |
| Thallium, Total | 0.0002J | 0.12 | 0.1290 | 108 | | 0.1181 | 98 | | 75-125 | 9 | 20 |
| Vanadium, Total | ND | 0.5 | 0.4644 | 93 | | 0.4220 | 84 | | 75-125 | 10 | 20 |

# Matrix Spike Analysis
## Batch Quality Control

**Project Name:** NORTH MAIN STREET SITE
**Project Number:** 12814, PHASE 7

**Lab Number:** L2316226
**Report Date:** 04/12/23

| Parameter | Native Sample | MS Added | MS Found | MS %Recovery | MSD Found | MSD %Recovery | Recovery Limits | RPD | RPD Limits |
|---|---|---|---|---|---|---|---|---|---|
| Total Metals - Mansfield Lab Associated sample(s): 11 QC Batch ID: WG1760668-3 WG1760668-4 QC Sample: L2316019-03 Client ID: MS Sample | | | | | | | | | |
| Zinc, Total | 0.0095J | 0.5 | 0.4692 | 94 | 0.4252 | 85 | 75-125 | 10 | 20 |
| Total Metals - Mansfield Lab Associated sample(s): 11 QC Batch ID: WG1761386-3 QC Sample: L2316682-07 Client ID: MS Sample | | | | | | | | | |
| Mercury, Total | ND | 0.005 | 0.00492 | 98 | - | - | 75-125 | - | 20 |

# Lab Duplicate Analysis
***Batch Quality Control***

**Project Name:** NORTH MAIN STREET SITE
**Project Number:** 12814, PHASE 7

***Lab Number:*** L2316226
***Report Date:*** 04/12/23

| Parameter | Native Sample | Duplicate Sample | Units | RPD | Qual | RPD Limits |
|---|---|---|---|---|---|---|
| Total Metals - Mansfield Lab Associated sample(s): 01-10 QC Batch ID: WG1760271-4 QC Sample: L2316083-01 Client ID: DUP Sample | | | | | | |
| Aluminum, Total | 4600 | 5380 | mg/kg | 16 | | 20 |
| Antimony, Total | ND | ND | mg/kg | NC | | 20 |
| Arsenic, Total | 2.29 | 2.70 | mg/kg | 16 | | 20 |
| Barium, Total | 27.6 | 32.0 | mg/kg | 15 | | 20 |
| Beryllium, Total | 0.340J | 0.390J | mg/kg | NC | | 20 |
| Cadmium, Total | 0.132J | 0.121J | mg/kg | NC | | 20 |
| Calcium, Total | 1150 | 1220 | mg/kg | 6 | | 20 |
| Chromium, Total | 12.7 | 14.4 | mg/kg | 13 | | 20 |
| Cobalt, Total | 5.22 | 5.55 | mg/kg | 6 | | 20 |
| Copper, Total | 14.2 | 15.2 | mg/kg | 7 | | 20 |
| Iron, Total | 10100 | 12000 | mg/kg | 17 | | 20 |
| Lead, Total | 10.4 | 11.8 | mg/kg | 13 | | 20 |
| Magnesium, Total | 2440 | 2810 | mg/kg | 14 | | 20 |
| Manganese, Total | 203 | 401 | mg/kg | **66** | Q | 20 |
| Nickel, Total | 26.0 | 26.7 | mg/kg | 3 | | 20 |
| Potassium, Total | 787 | 927 | mg/kg | 16 | | 20 |
| Selenium, Total | ND | ND | mg/kg | NC | | 20 |
| Silver, Total | ND | ND | mg/kg | NC | | 20 |
| Sodium, Total | 233 | 251 | mg/kg | 7 | | 20 |

# Lab Duplicate Analysis

***Batch Quality Control***

**Project Name:** NORTH MAIN STREET SITE

**Project Number:** 12814, PHASE 7

***Lab Number:*** L2316226

***Report Date:*** 04/12/23

| Parameter | Native Sample | Duplicate Sample | Units | RPD | RPD Limits |
|---|---|---|---|---|---|
| Total Metals - Mansfield Lab Associated sample(s): 01-10 QC Batch ID: WG1760271-4 QC Sample: L2316083-01 Client ID: DUP Sample | | | | | |
| Thallium, Total | 0.942J | 1.04J | mg/kg | NC | 20 |
| Vanadium, Total | 18.5 | 21.8 | mg/kg | 16 | 20 |
| Zinc, Total | 36.6 | 40.2 | mg/kg | 9 | 20 |
| Total Metals - Mansfield Lab Associated sample(s): 01-10 QC Batch ID: WG1760274-4 QC Sample: L2316083-01 Client ID: DUP Sample | | | | | |
| Mercury, Total | ND | ND | mg/kg | NC | 20 |
| Total Metals - Mansfield Lab Associated sample(s): 11 QC Batch ID: WG1761386-4 QC Sample: L2316682-07 Client ID: DUP Sample | | | | | |
| Mercury, Total | ND | 0.00011J | mg/l | NC | 20 |

**Project Name:** NORTH MAIN STREET SITE
**Project Number:** 12814, PHASE 7

# Lab Serial Dilution Analysis
**Batch Quality Control**

**Lab Number:** L2316226
**Report Date:** 04/12/23

| Parameter | Native Sample | Serial Dilution | Units | % D | Qual | RPD Limits |
|---|---|---|---|---|---|---|
| Total Metals - Mansfield Lab Associated sample(s): 01-10 QC Batch ID: WG1760271-6 QC Sample: L2316083-01 Client ID: DUP Sample | | | | | | |
| Aluminum, Total | 4600 | 5430 | mg/kg | 18 | | 20 |
| Barium, Total | 27.6 | 32.3 | mg/kg | 17 | | 20 |
| Calcium, Total | 1150 | 1340 | mg/kg | 17 | | 20 |
| Iron, Total | 10100 | 12100 | mg/kg | 20 | | 20 |
| Magnesium, Total | 2440 | 2800 | mg/kg | 15 | | 20 |
| Manganese, Total | 203 | 240 | mg/kg | 18 | | 20 |

# INORGANICS
# &
# MISCELLANEOUS

**Project Name:** NORTH MAIN STREET SITE
**Project Number:** 12814, PHASE 7

**Lab Number:** L2316226
**Report Date:** 04/12/23

## SAMPLE RESULTS

Lab ID: L2316226-01
Client ID: SB-301 (1.5-2)
Sample Location: 128 NORTH MAIN ST. PORT CHESTER NY

Date Collected: 03/28/23 08:55
Date Received: 03/28/23
Field Prep: Not Specified

Sample Depth:
Matrix: Soil

| Parameter | Result | Qualifier | Units | RL | MDL | Dilution Factor | Date Prepared | Date Analyzed | Analytical Method | Analyst |
|---|---|---|---|---|---|---|---|---|---|---|
| **General Chemistry - Westborough Lab** | | | | | | | | | | |
| Solids, Total | 86.0 | | % | 0.100 | NA | 1 | - | 03/29/23 11:29 | 121,2540G | ROI |
| Cyanide, Total | ND | | mg/kg | 1.1 | 0.24 | 1 | 04/01/23 11:10 | 04/03/23 14:00 | 1,9010C/9012B | JER |

**Project Name:** NORTH MAIN STREET SITE
**Project Number:** 12814, PHASE 7

**Lab Number:** L2316226
**Report Date:** 04/12/23

## SAMPLE RESULTS

Lab ID: L2316226-02
Client ID: SB-302 (2-2.5)
Sample Location: 128 NORTH MAIN ST. PORT CHESTER NY

Date Collected: 03/28/23 09:15
Date Received: 03/28/23
Field Prep: Not Specified

Sample Depth:
Matrix: Soil

| Parameter | Result | Qualifier | Units | RL | MDL | Dilution Factor | Date Prepared | Date Analyzed | Analytical Method | Analyst |
|---|---|---|---|---|---|---|---|---|---|---|
| General Chemistry - Westborough Lab | | | | | | | | | | |
| Solids, Total | 81.4 | | % | 0.100 | NA | 1 | - | 03/29/23 11:29 | 121,2540G | ROI |
| Cyanide, Total | 0.88 | J | mg/kg | 1.2 | 0.25 | 1 | 04/01/23 11:10 | 04/03/23 14:01 | 1,9010C/9012B | JER |

**Project Name:** NORTH MAIN STREET SITE
**Project Number:** 12814, PHASE 7

**Lab Number:** L2316226
**Report Date:** 04/12/23

## SAMPLE RESULTS

Lab ID: L2316226-03
Client ID: SB-303 (2-2.5)
Sample Location: 128 NORTH MAIN ST. PORT CHESTER NY

Date Collected: 03/28/23 09:35
Date Received: 03/28/23
Field Prep: Not Specified

Sample Depth:
Matrix: Soil

| Parameter | Result | Qualifier | Units | RL | MDL | Dilution Factor | Date Prepared | Date Analyzed | Analytical Method | Analyst |
|---|---|---|---|---|---|---|---|---|---|---|
| **General Chemistry - Westborough Lab** | | | | | | | | | | |
| Solids, Total | 85.4 | | % | 0.100 | NA | 1 | - | 03/29/23 11:29 | 121,2540G | ROI |
| Cyanide, Total | 0.33 | J | mg/kg | 1.1 | 0.24 | 1 | 04/04/23 06:00 | 04/04/23 18:11 | 1,9010C/9012B | JER |

**Project Name:** NORTH MAIN STREET SITE
**Project Number:** 12814, PHASE 7

**Lab Number:** L2316226
**Report Date:** 04/12/23

## SAMPLE RESULTS

Lab ID: L2316226-04
Client ID: SB-303 (8.5-9)
Sample Location: 128 NORTH MAIN ST. PORT CHESTER NY

Date Collected: 03/28/23 09:40
Date Received: 03/28/23
Field Prep: Not Specified

Sample Depth:
Matrix: Soil

| Parameter | Result | Qualifier | Units | RL | MDL | Dilution Factor | Date Prepared | Date Analyzed | Analytical Method | Analyst |
|---|---|---|---|---|---|---|---|---|---|---|
| **General Chemistry - Westborough Lab** | | | | | | | | | | |
| Solids, Total | 96.0 | | % | 0.100 | NA | 1 | - | 03/29/23 11:29 | 121,2540G | ROI |
| Cyanide, Total | ND | | mg/kg | 1.0 | 0.21 | 1 | 04/04/23 06:00 | 04/04/23 18:13 | 1,9010C/9012B | JER |

**Project Name:** NORTH MAIN STREET SITE
**Project Number:** 12814, PHASE 7

**Lab Number:** L2316226
**Report Date:** 04/12/23

## SAMPLE RESULTS

Lab ID: L2316226-05
Client ID: SB-304 (1.5-2)
Sample Location: 128 NORTH MAIN ST. PORT CHESTER NY

Date Collected: 03/28/23 10:10
Date Received: 03/28/23
Field Prep: Not Specified

Sample Depth:
Matrix: Soil

| Parameter | Result | Qualifier | Units | RL | MDL | Dilution Factor | Date Prepared | Date Analyzed | Analytical Method | Analyst |
|---|---|---|---|---|---|---|---|---|---|---|
| **General Chemistry - Westborough Lab** | | | | | | | | | | |
| Solids, Total | 84.0 | | % | 0.100 | NA | 1 | - | 03/29/23 11:29 | 121,2540G | ROI |
| Cyanide, Total | 0.30 | J | mg/kg | 1.1 | 0.24 | 1 | 04/04/23 06:00 | 04/04/23 18:24 | 1,9010C/9012B | JER |

**Project Name:** NORTH MAIN STREET SITE
**Project Number:** 12814, PHASE 7

**Lab Number:** L2316226
**Report Date:** 04/12/23

## SAMPLE RESULTS

Lab ID: L2316226-06
Client ID: SB-304 (3-3.5)
Sample Location: 128 NORTH MAIN ST. PORT CHESTER NY

Date Collected: 03/28/23 10:15
Date Received: 03/28/23
Field Prep: Not Specified

Sample Depth:
Matrix: Soil

| Parameter | Result | Qualifier | Units | RL | MDL | Dilution Factor | Date Prepared | Date Analyzed | Analytical Method | Analyst |
|---|---|---|---|---|---|---|---|---|---|---|
| General Chemistry - Westborough Lab | | | | | | | | | | |
| Solids, Total | 86.1 | | % | 0.100 | NA | 1 | - | 03/29/23 11:29 | 121,2540G | ROI |
| Cyanide, Total | ND | | mg/kg | 1.2 | 0.24 | 1 | 04/04/23 06:00 | 04/04/23 18:25 | 1,9010C/9012B | JER |

**Project Name:** NORTH MAIN STREET SITE
**Project Number:** 12814, PHASE 7

**Lab Number:** L2316226
**Report Date:** 04/12/23

## SAMPLE RESULTS

Lab ID: L2316226-07
Client ID: SB-305 (1.5-2)
Sample Location: 128 NORTH MAIN ST. PORT CHESTER NY

Date Collected: 03/28/23 12:05
Date Received: 03/28/23
Field Prep: Not Specified

Sample Depth:
Matrix: Soil

| Parameter | Result | Qualifier | Units | RL | MDL | Dilution Factor | Date Prepared | Date Analyzed | Analytical Method | Analyst |
|---|---|---|---|---|---|---|---|---|---|---|
| **General Chemistry - Westborough Lab** | | | | | | | | | | |
| Solids, Total | 83.2 | | % | 0.100 | NA | 1 | - | 03/29/23 11:29 | 121,2540G | ROI |
| Cyanide, Total | 0.29 | J | mg/kg | 1.1 | 0.23 | 1 | 04/04/23 06:00 | 04/04/23 17:57 | 1,9010C/9012B | JER |

**Project Name:** NORTH MAIN STREET SITE
**Project Number:** 12814, PHASE 7

**Lab Number:** L2316226
**Report Date:** 04/12/23

## SAMPLE RESULTS

Lab ID: L2316226-08
Client ID: SB-306 (2.5-3)
Sample Location: 128 NORTH MAIN ST. PORT CHESTER NY

Date Collected: 03/28/23 11:30
Date Received: 03/28/23
Field Prep: Not Specified

Sample Depth:
Matrix: Soil

| Parameter | Result | Qualifier | Units | RL | MDL | Dilution Factor | Date Prepared | Date Analyzed | Analytical Method | Analyst |
|---|---|---|---|---|---|---|---|---|---|---|
| General Chemistry - Westborough Lab | | | | | | | | | | |
| Solids, Total | 87.7 | | % | 0.100 | NA | 1 | - | 03/29/23 11:29 | 121,2540G | ROI |
| Cyanide, Total | 0.39 | J | mg/kg | 1.1 | 0.23 | 1 | 04/04/23 06:00 | 04/04/23 17:58 | 1,9010C/9012B | JER |

**Project Name:** NORTH MAIN STREET SITE
**Project Number:** 12814, PHASE 7

**Lab Number:** L2316226
**Report Date:** 04/12/23

## SAMPLE RESULTS

Lab ID: L2316226-09
Client ID: SB-307 (1.5-2)
Sample Location: 128 NORTH MAIN ST. PORT CHESTER NY

Date Collected: 03/28/23 10:55
Date Received: 03/28/23
Field Prep: Not Specified

Sample Depth:
Matrix: Soil

| Parameter | Result | Qualifier | Units | RL | MDL | Dilution Factor | Date Prepared | Date Analyzed | Analytical Method | Analyst |
|---|---|---|---|---|---|---|---|---|---|---|
| **General Chemistry - Westborough Lab** | | | | | | | | | | |
| Solids, Total | 85.8 | | % | 0.100 | NA | 1 | - | 03/29/23 11:43 | 121,2540G | ROI |
| Cyanide, Total | 0.37 | J | mg/kg | 1.1 | 0.23 | 1 | 04/04/23 06:00 | 04/04/23 18:18 | 1,9010C/9012B | JER |

**Project Name:** NORTH MAIN STREET SITE
**Project Number:** 12814, PHASE 7

**Lab Number:** L2316226
**Report Date:** 04/12/23

## SAMPLE RESULTS

Lab ID: L2316226-10
Client ID: SB-307 (4.5-5)
Sample Location: 128 NORTH MAIN ST. PORT CHESTER NY

Date Collected: 03/28/23 11:00
Date Received: 03/28/23
Field Prep: Not Specified

Sample Depth:
Matrix: Soil

| Parameter | Result | Qualifier | Units | RL | MDL | Dilution Factor | Date Prepared | Date Analyzed | Analytical Method | Analyst |
|---|---|---|---|---|---|---|---|---|---|---|
| **General Chemistry - Westborough Lab** | | | | | | | | | | |
| Solids, Total | 82.7 | | % | 0.100 | NA | 1 | - | 03/29/23 11:43 | 121,2540G | ROI |
| Cyanide, Total | ND | | mg/kg | 1.2 | 0.26 | 1 | 04/04/23 06:00 | 04/04/23 18:19 | 1,9010C/9012B | JER |

**Project Name:** NORTH MAIN STREET SITE
**Project Number:** 12814, PHASE 7

**Lab Number:** L2316226
**Report Date:** 04/12/23

## SAMPLE RESULTS

Lab ID: L2316226-11
Client ID: TWP-301
Sample Location: 128 NORTH MAIN ST. PORT CHESTER NY

Date Collected: 03/28/23 14:15
Date Received: 03/28/23
Field Prep: Not Specified

Sample Depth:
Matrix: Water

| Parameter | Result | Qualifier | Units | RL | MDL | Dilution Factor | Date Prepared | Date Analyzed | Analytical Method | Analyst |
|---|---|---|---|---|---|---|---|---|---|---|
| General Chemistry - Westborough Lab | | | | | | | | | | |
| Cyanide, Total | ND | | mg/l | 0.005 | 0.001 | 1 | 04/03/23 06:50 | 04/03/23 15:39 | 1,9010C/9012B | JER |

**Project Name:** NORTH MAIN STREET SITE **Lab Number:** L2316226

**Project Number:** 12814, PHASE 7 **Report Date:** 04/12/23

# Method Blank Analysis
## Batch Quality Control

| Parameter | Result | Qualifier | Units | RL | MDL | Dilution Factor | Date Prepared | Date Analyzed | Analytical Method | Analyst |
|---|---|---|---|---|---|---|---|---|---|---|
| General Chemistry - Westborough Lab for sample(s): 01-02 Batch: WG1761558-1 | | | | | | | | | | |
| Cyanide, Total | ND | | mg/kg | 1.0 | 0.21 | 1 | 04/01/23 11:10 | 04/03/23 13:32 | 1,9010C/9012B | JER |
| General Chemistry - Westborough Lab for sample(s): 11 Batch: WG1761845-1 | | | | | | | | | | |
| Cyanide, Total | ND | | mg/l | 0.005 | 0.001 | 1 | 04/03/23 06:50 | 04/03/23 15:27 | 1,9010C/9012B | JER |
| General Chemistry - Westborough Lab for sample(s): 03-06,09-10 Batch: WG1762294-1 | | | | | | | | | | |
| Cyanide, Total | ND | | mg/kg | 0.95 | 0.20 | 1 | 04/04/23 06:00 | 04/04/23 17:59 | 1,9010C/9012B | JER |
| General Chemistry - Westborough Lab for sample(s): 07-08 Batch: WG1762295-1 | | | | | | | | | | |
| Cyanide, Total | ND | | mg/kg | 0.97 | 0.20 | 1 | 04/04/23 06:00 | 04/04/23 17:29 | 1,9010C/9012B | JER |

# Lab Control Sample Analysis
## Batch Quality Control

**Project Name:** NORTH MAIN STREET SITE
**Project Number:** 12814, PHASE 7

**Lab Number:** L2316226
**Report Date:** 04/12/23

| Parameter | LCS %Recovery | Qual | LCSD %Recovery | Qual | %Recovery Limits | RPD | Qual | RPD Limits |
|---|---|---|---|---|---|---|---|---|
| General Chemistry - Westborough Lab Associated sample(s): 01-02 Batch: WG1761558-2 WG1761558-3 | | | | | | | | |
| Cyanide, Total | **70** | Q | 80 | | 80-120 | 10 | | 35 |
| General Chemistry - Westborough Lab Associated sample(s): 11 Batch: WG1761845-2 WG1761845-3 | | | | | | | | |
| Cyanide, Total | 104 | | 110 | | 85-115 | 6 | | 20 |
| General Chemistry - Westborough Lab Associated sample(s): 03-06,09-10 Batch: WG1762294-2 WG1762294-3 | | | | | | | | |
| Cyanide, Total | 84 | | **79** | Q | 80-120 | 6 | | 35 |
| General Chemistry - Westborough Lab Associated sample(s): 07-08 Batch: WG1762295-2 WG1762295-3 | | | | | | | | |
| Cyanide, Total | 84 | | 87 | | 80-120 | 3 | | 35 |

# Matrix Spike Analysis
## Batch Quality Control

**Project Name:** NORTH MAIN STREET SITE
**Project Number:** 12814, PHASE 7
**Lab Number:** L2316226
**Report Date:** 04/12/23

| Parameter | Native Sample | MS Added | MS Found | MS %Recovery | Qual | MSD Found | MSD %Recovery | Qual | Recovery Limits | RPD | Qual | RPD Limits |
|---|---|---|---|---|---|---|---|---|---|---|---|---|
| General Chemistry - Westborough Lab Associated sample(s): 01-02 QC Batch ID: WG1761558-4 WG1761558-5 QC Sample: L2315937-11 Client ID: MS Sample | | | | | | | | | | | | |
| Cyanide, Total | ND | 10 | 11 | 110 | | 10 | 98 | | 75-125 | 10 | | 35 |
| General Chemistry - Westborough Lab Associated sample(s): 11 QC Batch ID: WG1761845-4 WG1761845-5 QC Sample: L2314807-01 Client ID: MS Sample | | | | | | | | | | | | |
| Cyanide, Total | ND | 0.2 | 0.226 | 113 | | 0.218 | 109 | | 80-120 | 4 | | 20 |
| General Chemistry - Westborough Lab Associated sample(s): 03-06,09-10 QC Batch ID: WG1762294-4 WG1762294-5 QC Sample: L2316189-02 Client ID: MS Sample | | | | | | | | | | | | |
| Cyanide, Total | ND | 10 | 11 | 110 | | 11 | 100 | | 75-125 | 10 | | 35 |
| General Chemistry - Westborough Lab Associated sample(s): 07-08 QC Batch ID: WG1762295-4 WG1762295-5 QC Sample: L2316189-06 Client ID: MS Sample | | | | | | | | | | | | |
| Cyanide, Total | ND | 11 | 12 | 110 | | 11 | 110 | | 75-125 | 0 | | 35 |

# Lab Duplicate Analysis

***Batch Quality Control***

**Project Name:** NORTH MAIN STREET SITE

**Project Number:** 12814, PHASE 7

***Lab Number:*** L2316226

***Report Date:*** 04/12/23

| Parameter | Native Sample | Duplicate Sample | Units | RPD | Qual | RPD Limits |
|---|---|---|---|---|---|---|
| General Chemistry - Westborough Lab Associated sample(s): 01-08 QC Batch ID: WG1760181-1 QC Sample: L2316189-01 Client ID: DUP Sample | | | | | | |
| Solids, Total | 91.9 | 92.5 | % | 1 | | 20 |
| General Chemistry - Westborough Lab Associated sample(s): 09-10 QC Batch ID: WG1760184-1 QC Sample: L2316131-01 Client ID: DUP Sample | | | | | | |
| Solids, Total | 81.0 | 82.1 | % | 1 | | 20 |

**Project Name:** NORTH MAIN STREET SITE
**Project Number:** 12814, PHASE 7

**Lab Number:** L2316226
**Report Date:** 04/12/23

## Sample Receipt and Container Information

Were project specific reporting limits specified? YES

### Cooler Information

| Cooler | Custody Seal |
|---|---|
| A | Absent |
| B | Absent |

### Container Information

| Container ID | Container Type | Cooler | Initial pH | Final pH | Temp deg C | Pres | Seal | Frozen Date/Time | Analysis(*) |
|---|---|---|---|---|---|---|---|---|---|
| L2316226-01A | 5 gram Encore Sampler | B | NA | | 3.4 | Y | Absent | | NYTCL-8260HLW(14) |
| L2316226-01B | 5 gram Encore Sampler | B | NA | | 3.4 | Y | Absent | | NYTCL-8260HLW(14) |
| L2316226-01C | 5 gram Encore Sampler | B | NA | | 3.4 | Y | Absent | | NYTCL-8260HLW(14) |
| L2316226-01D | Plastic 60ml unpreserved | B | NA | | 3.4 | Y | Absent | | TS(7) |
| L2316226-01E | Metals Only-Glass 60mL/2oz unpreserved | B | NA | | 3.4 | Y | Absent | | BE-TI(180),BA-TI(180),AS-TI(180),AG-TI(180),NI-TI(180),AL-TI(180),TL-TI(180),CR-TI(180),SE-TI(180),ZN-TI(180),CU-TI(180),PB-TI(180),SB-TI(180),V-TI(180),CO-TI(180),MG-TI(180),MN-TI(180),FE-TI(180),HG-T(28),K-TI(180),CA-TI(180),NA-TI(180),CD-TI(180) |
| L2316226-01F | Glass 250ml/8oz unpreserved | B | NA | | 3.4 | Y | Absent | | NYTCL-8270(14),TCN-9010(14),NYTCL-8081(14),NYTCL-8082(365) |
| L2316226-01X | Vial MeOH preserved split | B | NA | | 3.4 | Y | Absent | | NYTCL-8260HLW(14) |
| L2316226-01Y | Vial Water preserved split | B | NA | | 3.4 | Y | Absent | 29-MAR-23 11:57 | NYTCL-8260HLW(14) |
| L2316226-01Z | Vial Water preserved split | B | NA | | 3.4 | Y | Absent | 29-MAR-23 11:57 | NYTCL-8260HLW(14) |
| L2316226-02A | 5 gram Encore Sampler | B | NA | | 3.4 | Y | Absent | | NYTCL-8260HLW(14) |
| L2316226-02B | 5 gram Encore Sampler | B | NA | | 3.4 | Y | Absent | | NYTCL-8260HLW(14) |
| L2316226-02C | 5 gram Encore Sampler | B | NA | | 3.4 | Y | Absent | | NYTCL-8260HLW(14) |
| L2316226-02D | Plastic 60ml unpreserved | B | NA | | 3.4 | Y | Absent | | TS(7) |
| L2316226-02E | Metals Only-Glass 60mL/2oz unpreserved | B | NA | | 3.4 | Y | Absent | | BE-TI(180),AS-TI(180),BA-TI(180),AG-TI(180),TL-TI(180),AL-TI(180),CR-TI(180),NI-TI(180),CU-TI(180),PB-TI(180),ZN-TI(180),SB-TI(180),SE-TI(180),CO-TI(180),V-TI(180),MN-TI(180),MG-TI(180),FE-TI(180),HG-T(28),K-TI(180),CA-TI(180),CD-TI(180),NA-TI(180) |
| L2316226-02F | Glass 250ml/8oz unpreserved | B | NA | | 3.4 | Y | Absent | | NYTCL-8270(14),TCN-9010(14),NYTCL-8081(14),NYTCL-8082(365) |
| L2316226-02X | Vial MeOH preserved split | B | NA | | 3.4 | Y | Absent | | NYTCL-8260HLW(14) |



*Values in parentheses indicate holding time in days

**Project Name:** NORTH MAIN STREET SITE
**Project Number:** 12814, PHASE 7

**Lab Number:** L2316226
**Report Date:** 04/12/23

## Container Information

| Container ID | Container Type | Cooler | Initial pH | Final pH | Temp deg C | Pres | Seal | Frozen Date/Time | Analysis(*) |
|---|---|---|---|---|---|---|---|---|---|
| L2316226-02Y | Vial Water preserved split | B | NA | | 3.4 | Y | Absent | 29-MAR-23 11:57 | NYTCL-8260HLW(14) |
| L2316226-02Z | Vial Water preserved split | B | NA | | 3.4 | Y | Absent | 29-MAR-23 11:57 | NYTCL-8260HLW(14) |
| L2316226-03A | 5 gram Encore Sampler | B | NA | | 3.4 | Y | Absent | | NYTCL-8260HLW(14) |
| L2316226-03B | 5 gram Encore Sampler | B | NA | | 3.4 | Y | Absent | | NYTCL-8260HLW(14) |
| L2316226-03C | 5 gram Encore Sampler | B | NA | | 3.4 | Y | Absent | | NYTCL-8260HLW(14) |
| L2316226-03D | Plastic 60ml unpreserved | B | NA | | 3.4 | Y | Absent | | TS(7) |
| L2316226-03E | Metals Only-Glass 60mL/2oz unpreserved | B | NA | | 3.4 | Y | Absent | | BE-TI(180),AS-TI(180),BA-TI(180),AG-TI(180),AL-TI(180),CR-TI(180),NI-TI(180),TL-TI(180),CU-TI(180),SB-TI(180),SE-TI(180),PB-TI(180),ZN-TI(180),CO-TI(180),V-TI(180),HG-T(28),MG-TI(180),FE-TI(180),MN-TI(180),CD-TI(180),NA-TI(180),CA-TI(180),K-TI(180) |
| L2316226-03F | Glass 250ml/8oz unpreserved | B | NA | | 3.4 | Y | Absent | | NYTCL-8270(14),TCN-9010(14),NYTCL-8081(14),NYTCL-8082(365) |
| L2316226-03X | Vial MeOH preserved split | B | NA | | 3.4 | Y | Absent | | NYTCL-8260HLW(14) |
| L2316226-03Y | Vial Water preserved split | B | NA | | 3.4 | Y | Absent | 29-MAR-23 11:57 | NYTCL-8260HLW(14) |
| L2316226-03Z | Vial Water preserved split | B | NA | | 3.4 | Y | Absent | 29-MAR-23 11:57 | NYTCL-8260HLW(14) |
| L2316226-04A | 5 gram Encore Sampler | B | NA | | 3.4 | Y | Absent | | NYTCL-8260HLW(14) |
| L2316226-04B | 5 gram Encore Sampler | B | NA | | 3.4 | Y | Absent | | NYTCL-8260HLW(14) |
| L2316226-04C | 5 gram Encore Sampler | B | NA | | 3.4 | Y | Absent | | NYTCL-8260HLW(14) |
| L2316226-04D | Plastic 60ml unpreserved | B | NA | | 3.4 | Y | Absent | | TS(7) |
| L2316226-04E | Metals Only-Glass 60mL/2oz unpreserved | B | NA | | 3.4 | Y | Absent | | BE-TI(180),AS-TI(180),BA-TI(180),AG-TI(180),AL-TI(180),NI-TI(180),CR-TI(180),TL-TI(180),SB-TI(180),PB-TI(180),SE-TI(180),CU-TI(180),ZN-TI(180),CO-TI(180),V-TI(180),FE-TI(180),MG-TI(180),MN-TI(180),HG-T(28),NA-TI(180),CD-TI(180),K-TI(180),CA-TI(180) |
| L2316226-04F | Glass 250ml/8oz unpreserved | B | NA | | 3.4 | Y | Absent | | TCN-9010(14),NYTCL-8270(14),NYTCL-8081(14),NYTCL-8082(365) |
| L2316226-04X | Vial MeOH preserved split | B | NA | | 3.4 | Y | Absent | | NYTCL-8260HLW(14) |
| L2316226-04Y | Vial Water preserved split | B | NA | | 3.4 | Y | Absent | 29-MAR-23 11:57 | NYTCL-8260HLW(14) |
| L2316226-04Z | Vial Water preserved split | B | NA | | 3.4 | Y | Absent | 29-MAR-23 11:57 | NYTCL-8260HLW(14) |
| L2316226-05A | 5 gram Encore Sampler | B | NA | | 3.4 | Y | Absent | | NYTCL-8260HLW(14) |
| L2316226-05B | 5 gram Encore Sampler | B | NA | | 3.4 | Y | Absent | | NYTCL-8260HLW(14) |
| L2316226-05C | 5 gram Encore Sampler | B | NA | | 3.4 | Y | Absent | | NYTCL-8260HLW(14) |



*Values in parentheses indicate holding time in days

**Project Name:** NORTH MAIN STREET SITE
**Project Number:** 12814, PHASE 7

**Lab Number:** L2316226
**Report Date:** 04/12/23

## Container Information

| Container ID | Container Type | Cooler | Initial pH | Final pH | Temp deg C | Pres | Seal | Frozen Date/Time | Analysis(*) |
|---|---|---|---|---|---|---|---|---|---|
| L2316226-05D | Plastic 60ml unpreserved | B | NA | | 3.4 | Y | Absent | | TS(7) |
| L2316226-05E | Metals Only-Glass 60mL/2oz unpreserved | B | NA | | 3.4 | Y | Absent | | BE-TI(180),AS-TI(180),BA-TI(180),AG-TI(180),NI-TI(180),CR-TI(180),AL-TI(180),TL-TI(180),CU-TI(180),PB-TI(180),SE-TI(180),ZN-TI(180),SB-TI(180),V-TI(180),CO-TI(180),MN-TI(180),HG-T(28),MG-TI(180),FE-TI(180),CA-TI(180),CD-TI(180),K-TI(180),NA-TI(180) |
| L2316226-05F | Glass 250ml/8oz unpreserved | B | NA | | 3.4 | Y | Absent | | TCN-9010(14),NYTCL-8270(14),NYTCL-8081(14),NYTCL-8082(365) |
| L2316226-05X | Vial MeOH preserved split | B | NA | | 3.4 | Y | Absent | | NYTCL-8260HLW(14) |
| L2316226-05Y | Vial Water preserved split | B | NA | | 3.4 | Y | Absent | 29-MAR-23 11:57 | NYTCL-8260HLW(14) |
| L2316226-05Z | Vial Water preserved split | B | NA | | 3.4 | Y | Absent | 29-MAR-23 11:57 | NYTCL-8260HLW(14) |
| L2316226-06A | 5 gram Encore Sampler | B | NA | | 3.4 | Y | Absent | | NYTCL-8260HLW(14) |
| L2316226-06B | 5 gram Encore Sampler | B | NA | | 3.4 | Y | Absent | | NYTCL-8260HLW(14) |
| L2316226-06C | 5 gram Encore Sampler | B | NA | | 3.4 | Y | Absent | | NYTCL-8260HLW(14) |
| L2316226-06D | Plastic 60ml unpreserved | B | NA | | 3.4 | Y | Absent | | TS(7) |
| L2316226-06E | Metals Only-Glass 60mL/2oz unpreserved | B | NA | | 3.4 | Y | Absent | | BE-TI(180),AS-TI(180),BA-TI(180),AG-TI(180),AL-TI(180),CR-TI(180),TL-TI(180),NI-TI(180),ZN-TI(180),PB-TI(180),SB-TI(180),CU-TI(180),SE-TI(180),CO-TI(180),V-TI(180),HG-T(28),MG-TI(180),FE-TI(180),MN-TI(180),CA-TI(180),K-TI(180),CD-TI(180),NA-TI(180) |
| L2316226-06F | Glass 250ml/8oz unpreserved | B | NA | | 3.4 | Y | Absent | | NYTCL-8270(14),TCN-9010(14),NYTCL-8081(14),NYTCL-8082(365) |
| L2316226-06X | Vial MeOH preserved split | B | NA | | 3.4 | Y | Absent | | NYTCL-8260HLW(14) |
| L2316226-06Y | Vial Water preserved split | B | NA | | 3.4 | Y | Absent | 29-MAR-23 13:18 | NYTCL-8260HLW(14) |
| L2316226-06Z | Vial Water preserved split | B | NA | | 3.4 | Y | Absent | 29-MAR-23 13:18 | NYTCL-8260HLW(14) |
| L2316226-07A | 5 gram Encore Sampler | B | NA | | 3.4 | Y | Absent | | NYTCL-8260HLW(14) |
| L2316226-07B | 5 gram Encore Sampler | B | NA | | 3.4 | Y | Absent | | NYTCL-8260HLW(14) |
| L2316226-07C | 5 gram Encore Sampler | B | NA | | 3.4 | Y | Absent | | NYTCL-8260HLW(14) |
| L2316226-07D | Plastic 60ml unpreserved | B | NA | | 3.4 | Y | Absent | | TS(7) |
| L2316226-07E | Metals Only-Glass 60mL/2oz unpreserved | B | NA | | 3.4 | Y | Absent | | BE-TI(180),AS-TI(180),BA-TI(180),AG-TI(180),TL-TI(180),AL-TI(180),CR-TI(180),NI-TI(180),PB-TI(180),ZN-TI(180),SB-TI(180),SE-TI(180),CU-TI(180),V-TI(180),CO-TI(180),HG-T(28),MG-TI(180),FE-TI(180),MN-TI(180),K-TI(180),NA-TI(180),CA-TI(180),CD-TI(180) |



*Values in parentheses indicate holding time in days

**Project Name:** NORTH MAIN STREET SITE
**Project Number:** 12814, PHASE 7

**Lab Number:** L2316226
**Report Date:** 04/12/23

## Container Information

| Container ID | Container Type | Cooler | Initial pH | Final pH | Temp deg C | Pres | Seal | Frozen Date/Time | Analysis(*) |
|---|---|---|---|---|---|---|---|---|---|
| L2316226-07F | Glass 250ml/8oz unpreserved | B | NA | | 3.4 | Y | Absent | | NYTCL-8270(14),TCN-9010(14),NYTCL-8081(14),NYTCL-8082(365) |
| L2316226-07X | Vial MeOH preserved split | B | NA | | 3.4 | Y | Absent | | NYTCL-8260HLW(14) |
| L2316226-07Y | Vial Water preserved split | B | NA | | 3.4 | Y | Absent | 29-MAR-23 13:18 | NYTCL-8260HLW(14) |
| L2316226-07Z | Vial Water preserved split | B | NA | | 3.4 | Y | Absent | 29-MAR-23 13:18 | NYTCL-8260HLW(14) |
| L2316226-08A | 5 gram Encore Sampler | B | NA | | 3.4 | Y | Absent | | NYTCL-8260HLW(14) |
| L2316226-08B | 5 gram Encore Sampler | B | NA | | 3.4 | Y | Absent | | NYTCL-8260HLW(14) |
| L2316226-08C | 5 gram Encore Sampler | B | NA | | 3.4 | Y | Absent | | NYTCL-8260HLW(14) |
| L2316226-08D | Plastic 60ml unpreserved | B | NA | | 3.4 | Y | Absent | | TS(7) |
| L2316226-08E | Metals Only-Glass 60mL/2oz unpreserved | B | NA | | 3.4 | Y | Absent | | BE-TI(180),BA-TI(180),AS-TI(180),AG-TI(180),AL-TI(180),NI-TI(180),TL-TI(180),CR-TI(180),SB-TI(180),PB-TI(180),SE-TI(180),CU-TI(180),ZN-TI(180),CO-TI(180),V-TI(180),MN-TI(180),HG-T(28),MG-TI(180),FE-TI(180),NA-TI(180),K-TI(180),CA-TI(180),CD-TI(180) |
| L2316226-08F | Glass 250ml/8oz unpreserved | B | NA | | 3.4 | Y | Absent | | NYTCL-8270(14),TCN-9010(14),NYTCL-8081(14),NYTCL-8082(365) |
| L2316226-08X | Vial MeOH preserved split | B | NA | | 3.4 | Y | Absent | | NYTCL-8260HLW(14) |
| L2316226-08Y | Vial Water preserved split | B | NA | | 3.4 | Y | Absent | 29-MAR-23 13:18 | NYTCL-8260HLW(14) |
| L2316226-08Z | Vial Water preserved split | B | NA | | 3.4 | Y | Absent | 29-MAR-23 13:18 | NYTCL-8260HLW(14) |
| L2316226-09A | 5 gram Encore Sampler | B | NA | | 3.4 | Y | Absent | | NYTCL-8260HLW(14) |
| L2316226-09B | 5 gram Encore Sampler | B | NA | | 3.4 | Y | Absent | | NYTCL-8260HLW(14) |
| L2316226-09C | 5 gram Encore Sampler | B | NA | | 3.4 | Y | Absent | | NYTCL-8260HLW(14) |
| L2316226-09D | Plastic 60ml unpreserved | B | NA | | 3.4 | Y | Absent | | TS(7) |
| L2316226-09E | Metals Only-Glass 60mL/2oz unpreserved | B | NA | | 3.4 | Y | Absent | | BE-TI(180),AS-TI(180),BA-TI(180),AG-TI(180),AL-TI(180),CR-TI(180),NI-TI(180),TL-TI(180),CU-TI(180),PB-TI(180),SE-TI(180),ZN-TI(180),SB-TI(180),V-TI(180),CO-TI(180),MN-TI(180),HG-T(28),FE-TI(180),MG-TI(180),NA-TI(180),CD-TI(180),K-TI(180),CA-TI(180) |
| L2316226-09F | Glass 250ml/8oz unpreserved | B | NA | | 3.4 | Y | Absent | | NYTCL-8270(14),TCN-9010(14),NYTCL-8081(14),NYTCL-8082(365) |
| L2316226-09X | Vial MeOH preserved split | B | NA | | 3.4 | Y | Absent | | NYTCL-8260HLW(14) |
| L2316226-09Y | Vial Water preserved split | B | NA | | 3.4 | Y | Absent | 29-MAR-23 13:18 | NYTCL-8260HLW(14) |
| L2316226-09Z | Vial Water preserved split | B | NA | | 3.4 | Y | Absent | 29-MAR-23 13:18 | NYTCL-8260HLW(14) |



*Values in parentheses indicate holding time in days

**Project Name:** NORTH MAIN STREET SITE
**Project Number:** 12814, PHASE 7

**Lab Number:** L2316226
**Report Date:** 04/12/23

## Container Information

| Container ID | Container Type | Cooler | Initial pH | Final pH | Temp deg C | Pres | Seal | Frozen Date/Time | Analysis(*) |
|---|---|---|---|---|---|---|---|---|---|
| L2316226-10A | 5 gram Encore Sampler | B | NA | | 3.4 | Y | Absent | | NYTCL-8260HLW(14) |
| L2316226-10B | 5 gram Encore Sampler | B | NA | | 3.4 | Y | Absent | | NYTCL-8260HLW(14) |
| L2316226-10C | 5 gram Encore Sampler | B | NA | | 3.4 | Y | Absent | | NYTCL-8260HLW(14) |
| L2316226-10D | Plastic 60ml unpreserved | B | NA | | 3.4 | Y | Absent | | TS(7) |
| L2316226-10E | Metals Only-Glass 60mL/2oz unpreserved | B | NA | | 3.4 | Y | Absent | | BE-TI(180),BA-TI(180),AS-TI(180),AG-TI(180),NI-TI(180),AL-TI(180),CR-TI(180),TL-TI(180),PB-TI(180),CU-TI(180),SE-TI(180),SB-TI(180),ZN-TI(180),V-TI(180),CO-TI(180),FE-TI(180),MG-TI(180),MN-TI(180),HG-T(28),K-TI(180),NA-TI(180),CD-TI(180),CA-TI(180) |
| L2316226-10F | Glass 250ml/8oz unpreserved | B | NA | | 3.4 | Y | Absent | | TCN-9010(14),NYTCL-8270(14),NYTCL-8081(14),NYTCL-8082(365) |
| L2316226-10X | Vial MeOH preserved split | B | NA | | 3.4 | Y | Absent | | NYTCL-8260HLW(14) |
| L2316226-10Y | Vial Water preserved split | B | NA | | 3.4 | Y | Absent | 29-MAR-23 13:18 | NYTCL-8260HLW(14) |
| L2316226-10Z | Vial Water preserved split | B | NA | | 3.4 | Y | Absent | 29-MAR-23 13:18 | NYTCL-8260HLW(14) |
| L2316226-11A | Vial HCl preserved | B | NA | | 3.4 | Y | Absent | | NYTCL-8260(14) |
| L2316226-11B | Vial HCl preserved | B | NA | | 3.4 | Y | Absent | | NYTCL-8260(14) |
| L2316226-11C | Vial HCl preserved | B | NA | | 3.4 | Y | Absent | | NYTCL-8260(14) |
| L2316226-11D | Amber 120ml unpreserved | B | 7 | 7 | 3.4 | Y | Absent | | NYTCL-8082-LVI(365) |
| L2316226-11E | Amber 120ml unpreserved | B | 7 | 7 | 3.4 | Y | Absent | | NYTCL-8082-LVI(365) |
| L2316226-11F | Amber 120ml unpreserved | B | 7 | 7 | 3.4 | Y | Absent | | NYTCL-8081(7) |
| L2316226-11G | Amber 120ml unpreserved | B | 7 | 7 | 3.4 | Y | Absent | | NYTCL-8081(7) |
| L2316226-11H | Amber 250ml unpreserved | B | 7 | 7 | 3.4 | Y | Absent | | A2-1,4-DIOXANE-SIM(7) |
| L2316226-11J | Amber 250ml unpreserved | B | 7 | 7 | 3.4 | Y | Absent | | A2-1,4-DIOXANE-SIM(7) |
| L2316226-11K | Amber 250ml unpreserved | B | 7 | 7 | 3.4 | Y | Absent | | NYTCL-8270-SIM-LVI(7),NYTCL-8270-LVI(7) |
| L2316226-11L | Amber 250ml unpreserved | B | 7 | 7 | 3.4 | Y | Absent | | NYTCL-8270-SIM-LVI(7),NYTCL-8270-LVI(7) |
| L2316226-11M | Plastic 250ml HNO3 preserved | B | <2 | <2 | 3.4 | Y | Absent | | BA-6020T(180),SE-6020T(180),TL-6020T(180),FE-6020T(180),NI-6020T(180),CR-6020T(180),CA-6020T(180),K-6020T(180),NA-6020T(180),CU-6020T(180),ZN-6020T(180),PB-6020T(180),MN-6020T(180),BE-6020T(180),AS-6020T(180),SB-6020T(180),V-6020T(180),CD-6020T(180),MG-6020T(180),AL-6020T(180),AG-6020T(180),HG-T(28),CO-6020T(180) |



*Values in parentheses indicate holding time in days

**Project Name:** NORTH MAIN STREET SITE
**Project Number:** 12814, PHASE 7

**Lab Number:** L2316226
**Report Date:** 04/12/23

### Container Information

| Container ID | Container Type | Cooler | Initial pH | Final pH | Temp deg C | Pres | Seal | Frozen Date/Time | Analysis(*) |
|---|---|---|---|---|---|---|---|---|---|
| L2316226-11N | Plastic 250ml NaOH preserved | B | >12 | >12 | 3.4 | Y | Absent | | TCN-9010(14) |
| L2316226-11O | Plastic 500ml unpreserved | B | NA | | 3.4 | Y | Absent | | A2-NY-1633-DRAFT-21(28) |
| L2316226-11P | Plastic 500ml unpreserved | B | NA | | 3.4 | Y | Absent | | A2-NY-1633-DRAFT-21(28) |
| L2316226-11Q | Plastic 500ml unpreserved | B | NA | | 3.4 | Y | Absent | | A2-NY-1633-DRAFT-21(28) |
| L2316226-12A | Vial HCl preserved | B | NA | | 3.4 | Y | Absent | | NYTCL-8260(14) |
| L2316226-12B | Vial HCl preserved | B | NA | | 3.4 | Y | Absent | | NYTCL-8260(14) |



*Values in parentheses indicate holding time in days

**Project Name:** NORTH MAIN STREET SITE
**Project Number:** 12814, PHASE 7

**Lab Number:** L2316226
**Report Date:** 04/12/23

## PFAS PARAMETER SUMMARY

| Parameter | Acronym | CAS Number |
|---|---|---|
| PERFLUOROALKYL CARBOXYLIC ACIDS (PFCAs) | | |
| Perfluorooctadecanoic Acid | PFODA | 16517-11-6 |
| Perfluorohexadecanoic Acid | PFHxDA | 67905-19-5 |
| Perfluorotetradecanoic Acid | PFTA/PFTeDA | 376-06-7 |
| Perfluorotridecanoic Acid | PFTrDA | 72629-94-8 |
| Perfluorododecanoic Acid | PFDoA | 307-55-1 |
| Perfluoroundecanoic Acid | PFUnA | 2058-94-8 |
| Perfluorodecanoic Acid | PFDA | 335-76-2 |
| Perfluorononanoic Acid | PFNA | 375-95-1 |
| Perfluorooctanoic Acid | PFOA | 335-67-1 |
| Perfluoroheptanoic Acid | PFHpA | 375-85-9 |
| Perfluorohexanoic Acid | PFHxA | 307-24-4 |
| Perfluoropentanoic Acid | PFPeA | 2706-90-3 |
| Perfluorobutanoic Acid | PFBA | 375-22-4 |
| PERFLUOROALKYL SULFONIC ACIDS (PFSAs) | | |
| Perfluorododecanesulfonic Acid | PFDoDS/PFDoS | 79780-39-5 |
| Perfluorodecanesulfonic Acid | PFDS | 335-77-3 |
| Perfluorononanesulfonic Acid | PFNS | 68259-12-1 |
| Perfluorooctanesulfonic Acid | PFOS | 1763-23-1 |
| Perfluoroheptanesulfonic Acid | PFHpS | 375-92-8 |
| Perfluorohexanesulfonic Acid | PFHxS | 355-46-4 |
| Perfluoropentanesulfonic Acid | PFPeS | 2706-91-4 |
| Perfluorobutanesulfonic Acid | PFBS | 375-73-5 |
| Perfluoropropanesulfonic Acid | PFPrS | 423-41-6 |
| FLUOROTELOMERS | | |
| 1H,1H,2H,2H-Perfluorododecanesulfonic Acid | 10:2FTS | 120226-60-0 |
| 1H,1H,2H,2H-Perfluorodecanesulfonic Acid | 8:2FTS | 39108-34-4 |
| 1H,1H,2H,2H-Perfluorooctanesulfonic Acid | 6:2FTS | 27619-97-2 |
| 1H,1H,2H,2H-Perfluorohexanesulfonic Acid | 4:2FTS | 757124-72-4 |
| PERFLUOROALKANE SULFONAMIDES (FASAs) | | |
| Perfluorooctanesulfonamide | FOSA/PFOSA | 754-91-6 |
| N-Ethyl Perfluorooctane Sulfonamide | NEtFOSA | 4151-50-2 |
| N-Methyl Perfluorooctane Sulfonamide | NMeFOSA | 31506-32-8 |
| PERFLUOROALKANE SULFONYL SUBSTANCES | | |
| N-Ethyl Perfluorooctanesulfonamido Ethanol | NEtFOSE | 1691-99-2 |
| N-Methyl Perfluorooctanesulfonamido Ethanol | NMeFOSE | 24448-09-7 |
| N-Ethyl Perfluorooctanesulfonamidoacetic Acid | NEtFOSAA | 2991-50-6 |
| N-Methyl Perfluorooctanesulfonamidoacetic Acid | NMeFOSAA | 2355-31-9 |
| PER- and POLYFLUOROALKYL ETHER CARBOXYLIC ACIDS | | |
| 2,3,3,3-Tetrafluoro-2-[1,1,2,2,3,3,3-Heptafluoropropoxy]-Propanoic Acid | HFPO-DA | 13252-13-6 |
| 4,8-Dioxa-3h-Perfluorononanoic Acid | ADONA | 919005-14-4 |
| CHLORO-PERFLUOROALKYL SULFONIC ACIDS | | |
| 11-Chloroeicosafluoro-3-Oxaundecane-1-Sulfonic Acid | 11Cl-PF3OUdS | 763051-92-9 |
| 9-Chlorohexadecafluoro-3-Oxanone-1-Sulfonic Acid | 9Cl-PF3ONS | 756426-58-1 |
| PERFLUOROETHER SULFONIC ACIDS (PFESAs) | | |
| Perfluoro(2-Ethoxyethane)Sulfonic Acid | PFEESA | 113507-82-7 |
| PERFLUOROETHER/POLYETHER CARBOXYLIC ACIDS (PFPCAs) | | |
| Perfluoro-3-Methoxypropanoic Acid | PFMPA | 377-73-1 |
| Perfluoro-4-Methoxybutanoic Acid | PFMBA | 863090-89-5 |
| Nonafluoro-3,6-Dioxaheptanoic Acid | NFDHA | 151772-58-6 |

**Project Name:** NORTH MAIN STREET SITE
**Project Number:** 12814, PHASE 7

**Lab Number:** L2316226
**Report Date:** 04/12/23

## PFAS PARAMETER SUMMARY

| Parameter | Acronym | CAS Number |
|---|---|---|
| FLUOROTELOMER CARBOXYLIC ACIDS (FTCAs) | | |
| 3-Perfluoroheptyl Propanoic Acid | 7:3FTCA | 812-70-4 |
| 2H,2H,3H,3H-Perfluorooctanoic Acid | 5:3FTCA | 914637-49-3 |
| 3-Perfluoropropyl Propanoic Acid | 3:3FTCA | 356-02-5 |

| | | | |
|---|---|---|---|
| **Project Name:** | NORTH MAIN STREET SITE | **Lab Number:** | L2316226 |
| **Project Number:** | 12814, PHASE 7 | **Report Date:** | 04/12/23 |

## GLOSSARY

***Acronyms***

| | |
|---|---|
| DL | - Detection Limit: This value represents the level to which target analyte concentrations are reported as estimated values, when those target analyte concentrations are quantified below the limit of quantitation (LOQ). The DL includes any adjustments from dilutions, concentrations or moisture content, where applicable. (DoD report formats only.) |
| EDL | - Estimated Detection Limit: This value represents the level to which target analyte concentrations are reported as estimated values, when those target analyte concentrations are quantified below the reporting limit (RL). The EDL includes any adjustments from dilutions, concentrations or moisture content, where applicable. The use of EDLs is specific to the analysis of PAHs using Solid-Phase Microextraction (SPME). |
| EMPC | - Estimated Maximum Possible Concentration: The concentration that results from the signal present at the retention time of an analyte when the ions meet all of the identification criteria except the ion abundance ratio criteria. An EMPC is a worst-case estimate of the concentration. |
| EPA | - Environmental Protection Agency. |
| LCS | - Laboratory Control Sample: A sample matrix, free from the analytes of interest, spiked with verified known amounts of analytes or a material containing known and verified amounts of analytes. |
| LCSD | - Laboratory Control Sample Duplicate: Refer to LCS. |
| LFB | - Laboratory Fortified Blank: A sample matrix, free from the analytes of interest, spiked with verified known amounts of analytes or a material containing known and verified amounts of analytes. |
| LOD | - Limit of Detection: This value represents the level to which a target analyte can reliably be detected for a specific analyte in a specific matrix by a specific method. The LOD includes any adjustments from dilutions, concentrations or moisture content, where applicable. (DoD report formats only.) |
| LOQ | - Limit of Quantitation: The value at which an instrument can accurately measure an analyte at a specific concentration. The LOQ includes any adjustments from dilutions, concentrations or moisture content, where applicable. (DoD report formats only.)<br><br>Limit of Quantitation: The value at which an instrument can accurately measure an analyte at a specific concentration. The LOQ includes any adjustments from dilutions, concentrations or moisture content, where applicable. (DoD report formats only.) |
| MDL | - Method Detection Limit: This value represents the level to which target analyte concentrations are reported as estimated values, when those target analyte concentrations are quantified below the reporting limit (RL). The MDL includes any adjustments from dilutions, concentrations or moisture content, where applicable. |
| MS | - Matrix Spike Sample: A sample prepared by adding a known mass of target analyte to a specified amount of matrix sample for which an independent estimate of target analyte concentration is available. For Method 332.0, the spike recovery is calculated using the native concentration, including estimated values. |
| MSD | - Matrix Spike Sample Duplicate: Refer to MS. |
| NA | - Not Applicable. |
| NC | - Not Calculated: Term is utilized when one or more of the results utilized in the calculation are non-detect at the parameter's reporting unit. |
| NDPA/DPA | - N-Nitrosodiphenylamine/Diphenylamine. |
| NI | - Not Ignitable. |
| NP | - Non-Plastic: Term is utilized for the analysis of Atterberg Limits in soil. |
| NR | - No Results: Term is utilized when 'No Target Compounds Requested' is reported for the analysis of Volatile or Semivolatile Organic TIC only requests. |
| RL | - Reporting Limit: The value at which an instrument can accurately measure an analyte at a specific concentration. The RL includes any adjustments from dilutions, concentrations or moisture content, where applicable. |
| RPD | - Relative Percent Difference: The results from matrix and/or matrix spike duplicates are primarily designed to assess the precision of analytical results in a given matrix and are expressed as relative percent difference (RPD). Values which are less than five times the reporting limit for any individual parameter are evaluated by utilizing the absolute difference between the values; although the RPD value will be provided in the report. |
| SRM | - Standard Reference Material: A reference sample of a known or certified value that is of the same or similar matrix as the associated field samples. |
| STLP | - Semi-dynamic Tank Leaching Procedure per EPA Method 1315. |
| TEF | - Toxic Equivalency Factors: The values assigned to each dioxin and furan to evaluate their toxicity relative to 2,3,7,8-TCDD. |
| TEQ | - Toxic Equivalent: The measure of a sample's toxicity derived by multiplying each dioxin and furan by its corresponding TEF and then summing the resulting values. |
| TIC | - Tentatively Identified Compound: A compound that has been identified to be present and is not part of the target compound list (TCL) for the method and/or program. All TICs are qualitatively identified and reported as estimated concentrations. |

*Report Format: DU Report with 'J' Qualifiers*

| | | | |
|---|---|---|---|
| **Project Name:** | NORTH MAIN STREET SITE | **Lab Number:** | L2316226 |
| **Project Number:** | 12814, PHASE 7 | **Report Date:** | 04/12/23 |

***Footnotes***

1 - The reference for this analyte should be considered modified since this analyte is absent from the target analyte list of the original method.

***Terms***

Analytical Method: Both the document from which the method originates and the analytical reference method. (Example: EPA 8260B is shown as 1,8260B.) The codes for the reference method documents are provided in the References section of the Addendum.

Chlordane: The target compound Chlordane (CAS No. 57-74-9) is reported for GC ECD analyses. Per EPA,this compound "refers to a mixture of chlordane isomers, other chlorinated hydrocarbons and numerous other components." (Reference: USEPA Toxicological Review of Chlordane, In Support of Summary Information on the Integrated Risk Information System (IRIS), December 1997.)

Difference: With respect to Total Oxidizable Precursor (TOP) Assay analysis, the difference is defined as the Post-Treatment value minus the Pre-Treatment value.

Final pH: As it pertains to Sample Receipt & Container Information section of the report, Final pH reflects pH of container determined after adjustment at the laboratory, if applicable. If no adjustment required, value reflects Initial pH.

Frozen Date/Time: With respect to Volatile Organics in soil, Frozen Date/Time reflects the date/time at which associated Reagent Water-preserved vials were initially frozen. Note: If frozen date/time is beyond 48 hours from sample collection, value will be reflected in 'bold'.

Gasoline Range Organics (GRO): Gasoline Range Organics (GRO) results include all chromatographic peaks eluting from Methyl tert butyl ether through Naphthalene, with the exception of GRO analysis in support of State of Ohio programs, which includes all chromatographic peaks eluting from Hexane through Dodecane.

Initial pH: As it pertains to Sample Receipt & Container Information section of the report, Initial pH reflects pH of container determined upon receipt, if applicable.

PAH Total: With respect to Alkylated PAH analyses, the 'PAHs, Total' result is defined as the summation of results for all or a subset of the following compounds: Naphthalene, C1-C4 Naphthalenes, 2-Methylnaphthalene, 1-Methylnaphthalene, Biphenyl, Acenaphthylene, Acenaphthene, Fluorene, C1-C3 Fluorenes, Phenanthrene, C1-C4 Phenanthrenes/Anthracenes, Anthracene, Fluoranthene, Pyrene, C1-C4 Fluoranthenes/Pyrenes, Benz(a)anthracene, Chrysene, C1-C4 Chrysenes, Benzo(b)fluoranthene, Benzo(j)+(k)fluoranthene, Benzo(e)pyrene, Benzo(a)pyrene, Perylene, Indeno(1,2,3-cd)pyrene, Dibenz(ah)+(ac)anthracene, Benzo(g,h,i)perylene. If a 'Total' result is requested, the results of its individual components will also be reported.

PFAS Total: With respect to PFAS analyses, the 'PFAS, Total (5)' result is defined as the summation of results for: PFHpA, PFHxS, PFOA, PFNA and PFOS. In addition, the 'PFAS, Total (6)' result is defined as the summation of results for: PFHpA, PFHxS, PFOA, PFNA, PFDA and PFOS. For MassDEP DW compliance analysis only, the 'PFAS, Total (6)' result is defined as the summation of results at or above the RL. Note: If a 'Total' result is requested, the results of its individual components will also be reported.

Total: With respect to Organic analyses, a 'Total' result is defined as the summation of results for individual isomers or Aroclors. If a 'Total' result is requested, the results of its individual components will also be reported. This is applicable to 'Total' results for methods 8260, 8081 and 8082.

***Data Qualifiers***

**A** - Spectra identified as "Aldol Condensates" are byproducts of the extraction/concentration procedures when acetone is introduced in the process.

**B** - The analyte was detected above the reporting limit in the associated method blank. Flag only applies to associated field samples that have detectable concentrations of the analyte at less than ten times (10x) the concentration found in the blank. For MCP-related projects, flag only applies to associated field samples that have detectable concentrations of the analyte at less than ten times (10x) the concentration found in the blank. For DOD-related projects, flag only applies to associated field samples that have detectable concentrations of the analyte at less than ten times (10x) the concentration found in the blank AND the analyte was detected above one-half the reporting limit (or above the reporting limit for common lab contaminants) in the associated method blank. For NJ-Air-related projects, flag only applies to associated field samples that have detectable concentrations of the analyte above the reporting limit. For NJ-related projects (excluding Air), flag only applies to associated field samples that have detectable concentrations of the analyte, which was detected above the reporting limit in the associated method blank or above five times the reporting limit for common lab contaminants (Phthalates, Acetone, Methylene Chloride, 2-Butanone).

**C** - Co-elution: The target analyte co-elutes with a known lab standard (i.e. surrogate, internal standards, etc.) for co-extracted analyses.

**D** - Concentration of analyte was quantified from diluted analysis. Flag only applies to field samples that have detectable concentrations of the analyte.

**E** - Concentration of analyte exceeds the range of the calibration curve and/or linear range of the instrument.

**F** - The ratio of quantifier ion response to qualifier ion response falls outside of the laboratory criteria. Results are considered to be an estimated maximum concentration.

**G** - The concentration may be biased high due to matrix interferences (i.e, co-elution) with non-target compound(s). The result should be considered estimated.

**H** - The analysis of pH was performed beyond the regulatory-required holding time of 15 minutes from the time of sample collection.

**I** - The lower value for the two columns has been reported due to obvious interference.

**J** - Estimated value. The Target analyte concentration is below the quantitation limit (RL), but above the Method Detection Limit (MDL) or Estimated Detection Limit (EDL) for SPME-related analyses. This represents an estimated concentration for Tentatively

*Report Format: DU Report with 'J' Qualifiers*

| | | | |
|---|---|---|---|
| **Project Name:** | NORTH MAIN STREET SITE | **Lab Number:** | L2316226 |
| **Project Number:** | 12814, PHASE 7 | **Report Date:** | 04/12/23 |

***Data Qualifiers***

Identified Compounds (TICs).

**M** - Reporting Limit (RL) exceeds the MCP CAM Reporting Limit for this analyte.

**ND** - Not detected at the method detection limit (MDL) for the sample, or estimated detection limit (EDL) for SPME-related analyses.

**NJ** - Presumptive evidence of compound. This represents an estimated concentration for Tentatively Identified Compounds (TICs), where the identification is based on a mass spectral library search.

**P** - The RPD between the results for the two columns exceeds the method-specified criteria.

**Q** - The quality control sample exceeds the associated acceptance criteria. For DOD-related projects, LCS and/or Continuing Calibration Standard exceedences are also qualified on all associated sample results. Note: This flag is not applicable for matrix spike recoveries when the sample concentration is greater than 4x the spike added or for batch duplicate RPD when the sample concentrations are less than 5x the RL. (Metals only.)

**R** - Analytical results are from sample re-analysis.

**RE** - Analytical results are from sample re-extraction.

**S** - Analytical results are from modified screening analysis.

**V** - The surrogate associated with this target analyte has a recovery outside the QC acceptance limits. (Applicable to MassDEP DW Compliance samples only.)

**Z** - The batch matrix spike and/or duplicate associated with this target analyte has a recovery/RPD outside the QC acceptance limits. (Applicable to MassDEP DW Compliance samples only.)

| | | | |
|---|---|---|---|
| **Project Name:** | NORTH MAIN STREET SITE | **Lab Number:** | L2316226 |
| **Project Number:** | 12814, PHASE 7 | **Report Date:** | 04/12/23 |

## REFERENCES


1 Test Methods for Evaluating Solid Waste: Physical/Chemical Methods. EPA SW-846. Third Edition. Updates I - VI, 2018.

121 Standard Methods for the Examination of Water and Wastewater. APHA-AWWA-WEF. Standard Methods Online.

144 Analysis of Per- and Polyfluoroalkyl Substances (PFAS) in Aqueous, Solid, Biosolids, and Tissue Samples by LC-MS/MS. Draft EPA Method 1633, EPA Document 821-D-22-001, June 2022.


## LIMITATION OF LIABILITIES

Alpha Analytical performs services with reasonable care and diligence normal to the analytical testing laboratory industry. In the event of an error, the sole and exclusive responsibility of Alpha Analytical shall be to re-perform the work at it's own expense. In no event shall Alpha Analytical be held liable for any incidental, consequential or special damages, including but not limited to, damages in any way connected with the use of, interpretation of, information or analysis provided by Alpha Analytical.

We strongly urge our clients to comply with EPA protocol regarding sample volume, preservation, cooling, containers, sampling procedures, holding time and splitting of samples in the field.

# Certification Information

**The following analytes are not included in our Primary NELAP Scope of Accreditation:**

**Westborough Facility**
**EPA 624/624.1:** m/p-xylene, o-xylene, Naphthalene
**EPA 625/625.1:** alpha-Terpineol
**EPA 8260C/8260D:** NPW: 1,2,4,5-Tetramethylbenzene; 4-Ethyltoluene, Azobenzene; SCM: Iodomethane (methyl iodide), 1,2,4,5-Tetramethylbenzene; 4-Ethyltoluene.
**EPA 8270D/8270E:** NPW: Dimethylnaphthalene,1,4-Diphenylhydrazine, alpha-Terpineol; SCM: Dimethylnaphthalene,1,4-Diphenylhydrazine.
**SM4500**: NPW: Amenable Cyanide; SCM: Total Phosphorus, TKN, NO2, NO3.

**Mansfield Facility**
**SM 2540D:** TSS
**EPA 8082A:** NPW: PCB: 1, 5, 31, 87,101, 110, 141, 151, 153, 180, 183, 187.
**EPA TO-15:** Halothane, 2,4,4-Trimethyl-2-pentene, 2,4,4-Trimethyl-1-pentene, Thiophene, 2-Methylthiophene, 3-Methylthiophene, 2-Ethylthiophene, 1,2,3-Trimethylbenzene, Indan, Indene, 1,2,4,5-Tetramethylbenzene, Benzothiophene, 1-Methylnaphthalene.
**Biological Tissue Matrix:** EPA 3050B

**The following analytes are included in our Massachusetts DEP Scope of Accreditation**

**Westborough Facility:**

***Drinking Water***
**EPA 300.0**: Chloride, Nitrate-N, Fluoride, Sulfate; **EPA 353.2**: Nitrate-N, Nitrite-N; **SM4500NO3-F**: Nitrate-N, Nitrite-N; **SM4500F-C, SM4500CN-CE, EPA 180.1, SM2130B, SM4500Cl-D, SM2320B, SM2540C, SM4500H-B, SM4500NO2-B**
**EPA 332**: Perchlorate; **EPA 524.2:** THMs and VOCs; **EPA 504.1:** EDB, DBCP.
**Microbiology**: **SM9215B; SM9223-P/A, SM9223B-Colilert-QT,SM9222D**.

***Non-Potable Water***
**SM4500H,B, EPA 120.1, SM2510B, SM2540C, SM2320B, SM4500CL-E, SM4500F-BC, SM4500NH3-BH:** Ammonia-N and Kjeldahl-N, **EPA 350.1**: Ammonia-N, **LACHAT 10-107-06-1-B**: Ammonia-N, **EPA 351.1, SM4500NO3-F, EPA 353.2**: Nitrate-N**, SM4500P-E, SM4500P-B, E, SM4500SO4-E, SM5220D, EPA 410.4, SM5210B, SM5310C, SM4500CL-D, EPA 1664, EPA 420.1, SM4500-CN-CE, SM2540D, EPA 300: Chloride, Sulfate, Nitrate.**
**EPA 624.1**: Volatile Halocarbons & Aromatics,
**EPA 608.3**: Chlordane, Toxaphene, Aldrin, alpha-BHC, beta-BHC, gamma-BHC, delta-BHC, Dieldrin, DDD, DDE, DDT, Endosulfan I, Endosulfan II, Endosulfan sulfate, Endrin, Endrin Aldehyde, Heptachlor, Heptachlor Epoxide, PCBs
**EPA 625.1**: SVOC (Acid/Base/Neutral Extractables), **EPA 600/4-81-045**: PCB-Oil.
**Microbiology**: **SM9223B-Colilert-QT; Enterolert-QT, SM9221E, EPA 1600, EPA 1603, SM9222D.**

**Mansfield Facility:**

***Drinking Water***
**EPA 200.7:** Al, Ba, Cd, Cr, Cu, Fe, Mn, Ni, Na, Ag, Ca, Zn. **EPA 200.8:** Al, Sb, As, Ba, Be, Cd, Cr, Cu, Pb, Mn, Ni, Se, Ag, TL, Zn. **EPA 245.1** Hg.
**EPA 522, EPA 537.1.**

***Non-Potable Water***
**EPA 200.7:** Al, Sb, As, Be, Cd, Ca, Cr, Co, Cu, Fe, Pb, Mg, Mn, Mo, Ni, K, Se, Ag, Na, Sr, TL, Ti, V, Zn.
**EPA 200.8:** Al, Sb**,** As, Be, Cd, Cr, Cu, Fe, Pb, Mn, Ni, K, Se, Ag, Na, TL, Zn.
**EPA 245.1** Hg.
**SM2340B**

For a complete listing of analytes and methods, please contact your Alpha Project Manager.

# NEW YORK CHAIN OF CUSTODY

ALPHA ANALYTICAL

Westborough, MA 01581
8 Walkup Dr.
TEL: 508-898-9220
FAX: 508-898-9193

Mansfield, MA 02048
320 Forbes Blvd
TEL: 508-822-9300
FAX: 508-822-3288

**Service Centers**
Mahwah, NJ 07430: 35 Whitney Rd, Suite 5
Albany, NY 12205: 14 Walker Way
Tonawanda, NY 14150: 275 Cooper Ave, Suite 105

Page 1 of 2

Date Rec'd in Lab: 3/29/23

ALPHA Job #: L2316226

**Client Information**
Client: SESI
Address: 959 Rt 46E 3rd Floor 300 Suite Parsippany NJ
Phone: (973) 808-9050
Fax:
Email: monica.norton@sesi.org

**Project Information**
Project Name: 128 North Main St.
Project Location: Portchester NY
Project #: 12814, phase 7
(Use Project name as Project #) ☐
Project Manager: Monica Norton
ALPHAQuote #:

**Turn-Around Time**
Standard ☒ Due Date:
Rush (only if pre approved) ☐ # of Days:

**Deliverables**
☐ ASP-A ☐ ASP-B
☐ EQuIS (1 File) ☐ EQuIS (4 File)
☒ Other Cat B

**Regulatory Requirement**
☐ NY TOGS ☐ NY Part 375
☒ AWQ Standards ☐ NY CP-51
☐ NY Restricted Use ☐ Other
☒ NY Unrestricted Use NY AQWS
☐ NYC Sewer Discharge

**Billing Information**
☒ Same as Client Info
PO #

**Disposal Site Information**
Please identify below location of applicable disposal facilities.
Disposal Facility:
☐ NJ ☐ NY
☐ Other:

These samples have been previously analyzed by Alpha ☐

**Other project specific requirements/comments:**

**Please specify Metals or TAL.**

**Sample Filtration**
☐ Done
☐ Lab to do
**Preservation**
☐ Lab to do
*(Please Specify below)*

| ALPHA Lab ID (Lab Use Only) | Sample ID | Collection Date | Collection Time | Sample Matrix | Sampler's Initials | ANALYSIS: TAL/TCL+30 | Sample Specific Comments | Total Bottle |
|---|---|---|---|---|---|---|---|---|
| 16226-01 | SB-301 (1.5-2) | 3/28/23 | 0855 | soil | CC | X | | 6 |
| -02 | SB-302 (2-2.5) | | 0915 | | | | | |
| -03 | SB-303 (2-2.5) | | 0935 | | | | | |
| -04 | SB-303 (8.5-9) | | 0940 | | | | | |
| -05 | SB-304 (1.5-2) | | 1010 | | | | | |
| -06 | SB-304 (3-3.5) | | 1015 | | | | | |
| -07 | SB-305 (1.5-2) | | 1205 | | | | | |
| -08 | SB-306 (2.5-3) | | 1130 | | | | | |
| -09 | SB-307 (1.5-2) | | 1055 | | | | | |
| -10 | SB-307 (4.5-5) | | 1100 | | | | | |

Preservative Code:
A = None
B = HCl
C = $HNO_3$
D = $H_2SO_4$
E = NaOH
F = MeOH
G = $NaHSO_4$
H = $Na_2S_2O_3$
K/E = Zn Ac/NaOH
O = Other

Container Code
P = Plastic
A = Amber Glass
V = Vial
G = Glass
B = Bacteria Cup
C = Cube
O = Other
E = Encore
D = BOD Bottle

Westboro: Certification No: MA935
Mansfield: Certification No: MA015

| | | | | | | | | | | | | | |
|---|---|---|---|---|---|---|---|---|---|---|---|---|---|
| Container Type | AP F | | | | | | | | | | | | |
| Preservative | \ | | | | | | | | | | | | |

| Relinquished By: | Date/Time | Received By: | Date/Time |
|---|---|---|---|
| 03/28/23 | | AAL 3/28/23 | 15:55 |
| AAL 3/28/23 | 18:05 | | 3-28-23 2100 |
| | 3-28-23 2345 | | 3-28-23 2345 |
| | 3-29-23 0700 | | 3/29/23 02:00 |

Please print clearly, legibly and completely. Samples can not be logged in and turnaround time clock will not start until any ambiguities are resolved. BY EXECUTING THIS COC, THE CLIENT HAS READ AND AGREES TO BE BOUND BY ALPHA'S TERMS & CONDITIONS. (See reverse side.)

Form No: 01-25 HC (rev. 30-Sept-2013)

# NEW YORK CHAIN OF CUSTODY

ALPHA ANALYTICAL

Westborough, MA 01581
8 Walkup Dr.
TEL: 508-898-9220
FAX: 508-898-9193

Mansfield, MA 02048
320 Forbes Blvd
TEL: 508-822-9300
FAX: 508-822-3288

**Service Centers**
Mahwah, NJ 07430: 35 Whitney Rd, Suite 5
Albany, NY 12205: 14 Walker Way
Tonawanda, NY 14150: 275 Cooper Ave, Suite 105

Page 2 of 2

Date Rec'd in Lab: 3/29/23

ALPHA Job #: L2316226

**Project Information**
Project Name: Same
Project Location:
Project #
(Use Project name as Project #) ☐
Project Manager: 12814, phase 7
ALPHAQuote #:

**Turn-Around Time**
Standard ☒ Due Date:
Rush (only if pre approved) ☐ # of Days:

**Client Information**
Client: Same
Address:
Phone:
Fax:
Email: monica.norton@sesiweg

**Deliverables**
☐ ASP-A ☐ ASP-B
☐ EQuIS (1 File) ☐ EQuIS (4 File)
☒ Other Cat B

**Billing Information**
☒ Same as Client Info
PO #

**Regulatory Requirement**
☐ NY TOGS ☐ NY Part 375
☒ AWQ Standards ☐ NY CP-51
☐ NY Restricted Use ☐ Other
☒ NY Unrestricted Use NY AQWS
☐ NYC Sewer Discharge

**Disposal Site Information**
Please identify below location of applicable disposal facilities.
Disposal Facility:
☐ NJ ☐ NY
☐ Other:

These samples have been previously analyzed by Alpha ☐

**Other project specific requirements/comments:**

**Please specify Metals or TAL.**

**Sample Filtration**
☐ Done
☐ Lab to do
**Preservation**
☐ Lab to do
*(Please Specify below)*

| ALPHA Lab ID (Lab Use Only) | Sample ID | Collection Date | Collection Time | Sample Matrix | Sampler's Initials | TCL/TAL+30 | 1,4 Dioxane (5,1,4) | PFAS (1633) | VOCs only | | | | | Sample Specific Comments | Total Bottles |
|---|---|---|---|---|---|---|---|---|---|---|---|---|---|---|---|
| ~~166~~ -11 | TWP-301 | 3/28/23 | 1415 | groundwater | CC | X | X | X | | | | | | | 16 |
| 16226 -12 | TB-20230328 | - | - | - | - | | | | X | | | | | | |
| | | | | | | | | | | | | | | | |
| | | | | | | | | | | | | | | | |
| | | | | | | | | | | | | | | | |
| | | | | | | | | | | | | | | | |
| | | | | | | | | | | | | | | | |
| | | | | | | | | | | | | | | | |
| | | | | | | | | | | | | | | | |
| | | | | | | | | | | | | | | | |

Preservative Code:
A = None
B = HCl
C = $HNO_3$
D = $H_2SO_4$
E = NaOH
F = MeOH
G = $NaHSO_4$
H = $Na_2S_2O_3$
K/E = Zn Ac/NaOH
O = Other

Container Code
P = Plastic
A = Amber Glass
V = Vial
G = Glass
B = Bacteria Cup
C = Cube
O = Other
E = Encore
D = BOD Bottle

Westboro: Certification No: MA935
Mansfield: Certification No: MA015

| | | | | | | | | |
|---|---|---|---|---|---|---|---|---|
| Container Type | A,P | A | P | X | | | | |
| Preservative | B,E | | | B | | | | |

| Relinquished By: | Date/Time | Received By: | Date/Time |
|---|---|---|---|
| | 3/28/23 | | 3/28/23 15:55 |
| | 3/28/23 18:05 | | 3.28.23 21:00 |
| | 3.28.23 2345 | | 3.28.23 2345 |
| | 3-29-23 0200 | | 3/29/23 02:00 |

Please print clearly, legibly and completely. Samples can not be logged in and turnaround time clock will not start until any ambiguities are resolved. BY EXECUTING THIS COC, THE CLIENT HAS READ AND AGREES TO BE BOUND BY ALPHA'S TERMS & CONDITIONS. (See reverse side.)

Form No: 01-25 HC (rev. 30-Sept-2013)