RANSOM Consulting, Inc.

Consulting Engineers and Scientists

August 15, 2017 Ransom Project No. R111.02013

CVS Pharmacy, Inc., its parent, affiliates and subsidiaries and their successors, assigns and grantees
c/o Ms. Shannon Parker
T.M. Crowley & Associates, Inc.
501 Pennsylvania Parkway, Ste. 160
Indianapolis, Indiana 46280

RE: Phase II Limited Subsurface Investigation
Proposed CVS Pharmacy/Store No. 10386
13 Culver Street and 372 Riverdale Avenue
Section 1, Block 129, Lots 26 and 30
City of Yonkers, Westchester County, New York

Dear Ms. Parker:

Ransom Consulting, Inc. (Ransom) is providing this letter to summarize the activities and results of a Phase II Limited Subsurface Investigation (LSI) conducted at the proposed CVS Pharmacy/Store site located at 13 Culver Street and 372 Riverdale Avenue, City of Yonkers, Westchester County, New York (i.e., the "Site"). A Site Location Map and a Site Plan are included as Figures 1 and 2, respectively.

Ransom conducted this Phase II LSI on behalf of T.M. Crowley & Associates Inc. (TMC) and CVS Pharmacy, Inc. (CVS), its parent, affiliates and subsidiaries and their successors, assigns, and grantees, and in accordance with Addendum 1 of an approved CVS Corporate Services Agreement, effective date April 1, 2017. The purpose of this Phase II LSI was to evaluate Recognized Environmental Conditions (RECs) identified in Ransom's Phase I Environmental Site Assessment (ESA) Report, dated June 7, 2017. The objectives of the Phase II LSI were to:

1. Perform a geophysical survey in an attempt to locate evidence of subsurface structures, including possible underground storage tanks (USTs), former UST excavation/backfill areas, product piping, possible septic tank systems, cesspools and/or drywells, and other potential subsurface structures associated with RECs around the current and former Site Buildings;

2. Assess current soil and groundwater conditions at the Site relative to documented or suspected releases of hazardous substances or petroleum products (HSP) at the Site, and in the immediate vicinity of the Site, which were identified as RECs in our June 7, 2017 Phase I ESA; and

3. Evaluate potential impacts to the proposed redevelopment by CVS, including potential risks to Site occupants, construction workers and to the indoor air quality of the proposed CVS building, and increased costs related to managing contaminated soil and/or

2127 Hamilton Avenue, Hamilton, New Jersey 08619, Tel (609) 584-0090, Fax (609) 584-1190
12 Kent Way, Byfield, Massachusetts 01922, Tel (978) 465-1822
Pease International Tradeport, 112 Corporate Drive, Portsmouth, New Hampshire 03801, Tel (603) 436-1490
60 Valley Street, Providence, Rhode Island 02909, Tel (401) 433-2160
400 Commercial Street, Suite 404, Portland, Maine 04101, Tel (207) 772-2891, Fax (207) 772-3248

www.ransomenv.com

groundwater, or potentially implementing vapor mitigation measures during the proposed redevelopment activities, if necessary.

SITE DESCRIPTION AND BACKGROUND

The Site is located in the northeast corner of the intersection of Riverdale Avenue and Culver Street in the City of Yonkers, Westchester County, New York (i.e., the "Site"), which includes Section 1, Block 129, Lots 26 and 30,. The Site, which totals approximately 1.01 acres, is improved with an approximately 8,695 square-foot commercial structure (the "Lot 30 Site Building") used for automotive repair and sales operations and an approximately 1,320 square-foot residential structure (the "Lot 26 Residential Building") (collectively, the "Site Buildings"). The Site is located in a mixed commercial and residential area of the City of Yonkers.

The Lot 30 portion of the Site operated as a Goodyear-branded automotive repair shop and tire sales center from 1974 until sometime in 2015. The Lot 30 Site Building and surrounding paved parking areas are currently occupied by the West Coast Auto Sales company, who have utilized the Site for the sale of used cars since sometime in 2016. The Lot 30 Site Building is also currently being utilized by individual tenants for automotive repair and service operations, and vehicle painting operations as well. The Lot 26 Residential Building was constructed sometime prior to 1897 and has been vacant since sometime in 2009. Prior to the development of the Lot 30 Site Building in 1974, the entire Site consisted of ten residential structures, one of which was removed by 1951, and six of which were removed circa 1973. Commercial improvements (i.e., an additional parking area) to the Lot 30 portion of the Site were completed in June 1980, at which time two more residential structures were removed from the Site.

Properties to the north of the Site currently consist of residential properties. The property to the east of the Site consists of Culver Park. The PEARLS Hawthorne School is located to the west of the Site, across Riverdale Avenue. To the south of the Site, across Culver Street, is a Citgo-branded gasoline filling station and residential properties. Further south of the Citgo-branded gasoline filling station is the Devonshire Discount Tire, Auto Body, and Repair Center.

Ransom's Phase I ESA report, dated June 7, 2017, identified the following Recognized Environmental Conditions (RECs) for which further investigation was recommended:

- REC 1 – Automotive Repair Drainage System:
  - REC 1A – Service Garage Sealed Floor Drain;
  - REC 1B – Boiler Room Sealed Floor Drain;
  - REC 1C – Parts Room Sealed Floor Drain;
  - REC 1D – Bathroom Floor Drains;
  - REC 1E – Employee Locker Room Sealed Floor Drain;
  - REC 1F – Tire Wash Area Floor Drain;
  - REC 1G – Former Hydraulic Lift Floor Drains; and
  - REC 1H – Former Grease and Sand Interceptor.
- REC 2 – Automotive Repair Hydraulic Lift Systems:

  - REC 2A – Hydraulic Lifts and Alignment Rack;
  - REC 2B – Wall-Mounted Hydraulic Fluid Reservoirs/Control Boxes;
  - REC 2C – Former Hydraulic Lifts, Air/Hydraulic Alignment Rack and Underground Hydraulic Oil Reservoirs;
  - REC 2D – Hydraulic Lift Control Boxes; and
  - REC 2E – Former Air Compressors.
- REC 3 – Vehicle Storage;
- REC 4 – Inactive Oil-Fired Boiler System;
- REC 5 – Former 3,000-gallon Fuel Oil UST;
- REC 6 – Former 550-gallon Waste Oil UST;
- REC 7 – 55-Gallon Waste Oil Drum Storage;
- REC 8 – Current/Former Residential Use:
  - REC 8A – Known Fuel Oil Use at Residential Building; and
  - REC 8B – Former Residential Use.
- REC 9 – Potential Fill; and
- REC 10 – Potential Off-Site Sources:
  - REC 10A – Off-Site Citgo Service Station;
  - REC 10B – Off-Site Devonshire Discount Tire, Auto Body & Repair Center; and
  - REC 10C – Former Riverdale Auto Service Inc.

Based on the findings and conclusions presented above, Ransom made the following recommendations in our Phase I ESA to address the above RECs:

- Ransom recommended that sub-slab soil samples be collected along the drainage pipes and on-Site sanitary sewer lines associated with the automotive repair floor drains (REC 1). In an effort to target potential heavily impacted areas, video inspection of the pipes for evidence of cracks or breaches was recommended as part of the geophysical survey recommended below. Based on the findings of the video inspection, soil sampling would be biased towards those areas of pipe cracks/breaches.
- Ransom recommended the completion of a geophysical survey across the Site in an effort to: (1) confirm the removal of the 3,000-gallon fuel oil UST (REC 5) and 550-gallon waste oil UST (REC 6) presumably removed from the Site in 1995; and (2) assess if historic USTs, former product piping, and/or septic tanks are present from the current/former residential use (REC 8). If anomalies are identified, further subsurface investigation may be warranted.
- A subsurface soil and groundwater investigation was recommended prior to the initiation of construction activities. Ransom recommended the following soil and groundwater monitoring program be completed prior to redevelopment activities:

- Ransom recommended the collection of sub-slab soil and groundwater samples from beneath the current/former hydraulic lifts and one hydraulic alignment rack (RECs 2A and REC 2C) within the Lot 30 Site Building.
- Ransom recommended the collection of sub-slab soil samples from beneath the five-identified wall-mounted hydraulic fluid reservoirs (REC 2B) within the Lot 30 Site Building immediately adjacent to the exposed subsurface piping.
- Ransom recommended the collection of sub-slab soil samples immediately adjacent to the three floor-mounted control boxes (REC 2D) within the Lot 30 Site Building.
- Ransom recommended the collection of subsurface soil and groundwater samples in the locations of the former 3,000-gallon fuel oil UST (REC 5) and 550-gallon waste oil UST (REC 6).
- Ransom recommended the collection of subsurface soil samples at the location of the crack observed near the former waste oil drum storage/staining (REC 7).
- Ransom recommended the collection of subsurface soil samples at the location of the potential historical fill area (REC 9).
- Ransom recommended the installation of temporary groundwater monitoring points and/or soil borings along the southern boundary of the Site to evaluate potential off-Site impacts to the Site (REC 10).

- Since there were physical obstructions (e.g., stored vehicles, dirt, welded doors, etc.), which represented a significant data gap, and based on historical operations, Ransom recommended the physical obstructions be removed and further inspection completed of the ground surface areas beneath the former air compressor (REC 2E), the stored vehicles (REC 3), the inactive oil-fired burner (REC 4) and potential residential fuel-oil fired boiler (REC 8). Further investigative activities may be warranted based on the findings.
- Ransom recommended the proper disposal of the fuel oil-fired burner and its contents (e.g., waste ash) (REC 8) identified within the Lot 30 Site Building. After removal, Ransom recommended further inspection of the surface areas beneath the fuel oil-fired burner. Further investigative activities may be warranted based on the findings.
- The 55-gallon drums present on-Site should be removed from the Site and properly disposed of prior to Site construction activities, and documentation of their disposal should be maintained with a copy provided to CVS.
- On-Site drainage structures, including potential septic system components and/or storm water drainage structures (catch basins, etc.), that will not be reused as part of the Site redevelopment should be properly decommissioned according to local, state, and federal requirements. If evidence of contamination is identified during decommissioning of these structures, Ransom should be contacted to evaluate whether additional investigation or cleanup is warranted.
- Ransom recommended that miscellaneous chemicals, hazardous materials and/or stored appliances observed at the Site should be recovered/removed from the Site and properly disposed/recycled (by a certified technician where applicable) prior to proposed redevelopment activities.

A copy of the REC plan is included as Figure 3.

PHASE II LIMITED SUBSURFACE INVESTIGATION

Geophysical Investigation and Subsurface Floor Drain Imaging

Between June 27 and June 29, 2017, Advanced Geological Services (AGS) of Malvern, Pennsylvania performed a geophysical survey at the Site. The purpose of the geophysical survey was to identify and locate evidence of subsurface structures, including, but not limited to, current on-Site USTs, former on-Site USTs, and/or former UST excavation/backfill area(s), product piping, septic tank systems, cesspools and/or drywells, former and/or current drain systems, and foundations or former foundation areas associated with the former Site structure(s). Proposed drilling locations on both the Lot 26 and Lot 30 portions of the Site were cleared of identifiable drilling hazards (i.e., subsurface utilities, etc.) at this time as well. The proposed drilling locations were adjusted to avoid any identified hazards, where necessary, with the approval of Ransom. Additionally, an effort was made to complete imaging and evaluation of piping associated with the two identified floor drains within the former Goodyear Automotive Service Center building to evaluate for breaches within the piping.

The geophysical survey was conducted using a combination of ground penetrating radar (GPR), radio frequency (RF), hand-held electromagnetic (HHEM), and/or multi-frequency electromagnetic meter (EM). The geophysical investigation area consisted of the asphalt parking lot surrounding the Lot 30 Site Building, the interior of the Lot 30 Site Building, and exterior surface areas on the Lot 26 portion of the Site. The following anomalies/features were identified during the geophysical investigation activities:

- A backfilled excavation (presumably from the former 500-gallon UST) was identified near the southeast corner of the Lot 30 Site Building. An associated vent pipe (visible at the southeast corner of the building) was identified as extending to the edge of the excavation; and

- A suspect UST was located on the east side of the Lot 30 Site Building, near the northeast corner. This feature produced an EM response with the hand-held EM metal detection instrument and also an ambiguous GPR response. A vent pipe located on the building wall and a potential supply/return line were also identified leading from the building to the suspect UST location. The geophysical results at this location were not conclusive; therefore, AGS recommended that additional direct investigation of this location, such as excavation, be considered to determine the presence of a UST at this location.

Geophysical survey activities conducted identified evidence of one suspect UST on Lot 30. The identified metallic anomaly measured approximately 6 feet in width by 16 feet in length, corresponding to an UST with an approximate volume between 3,000 and 4,000 gallons. The top of the UST was estimated to be approximately 4 to 5 feet bgs. Based on the size and location of this suspect UST, it is presumably associated with the closed (i.e., abandoned-in-place) 3,000-gallon heating oil UST (REC 5) associated with the Lot 30 Site Building. Geophysical survey activities conducted did not identify evidence of a current or former UST associated with the Lot 26 Residential Building. GPR results also suggested that fill or building rubble may be present throughout the Site.

The geophysical survey activities encountered several limitations, including the presence of parked/immovable vehicles within the interior vehicle storage area of the Lot 30 Site Building, the presence of parked/immovable vehicles along the southwestern, northern, and eastern boundaries of the Lot 30 portion of the Site, and the presence of steel reinforcing bar embedded within the concrete slab foundation of the Lot 30 Site Building. Based on the EM results and visual observations at the Site,

Ransom believes that these limitations do not warrant further investigation; however, due to these geophysical survey limitations, further response actions may be warranted during Site redevelopment if subsurface structures are identified.

Also during the geophysical event, attempts were made to access the floor drain system located inside of the south side of the Lot 30 Site Building. The camera was inserted into the clean-out located inside of the southeast corner of the building. However, there was a wire trap approximately 5-feet beyond the clean-out opening that prevented access. Attempts were made to access the drain system through three other clean-outs located along the length of the floor drain inside the south side of the building, but they were all filled with sediments preventing access. Due to Site conditions, it was not possible to inspect the floor drain system that extends from east to west inside the south side of the auto shop area.

The geophysical summary report is included as Appendix A, where Figure 1 of Appendix A shows the color contoured EM results from accessible areas of the Site. The report also shows the areas of the Site where limitations to the geophysical existed, including where cars were parked, and where portions of the Site were covered with reinforced concrete.

Subsurface Investigation

This section summarizes the investigation activities completed by Ransom, including soil boring installation and sampling and the installation of temporary monitoring well points to evaluate the potential environmental impacts to the Site from the identified RECs.

Soil Boring and Temporary Monitoring Well Sampling Program

Ransom conducted a soil boring investigation at the Site on June 27, 28, and 29, 2017. A total of 25 borings (SB-1 through SB-25) were advanced at the Site. Ransom advanced these borings concurrently with our Geotechnical Engineering Evaluation conducted at the Site (borings B101 through B108). The Geotechnical report has been provided separately. Soil boring locations are depicted on Figure 4. Soil borings were advanced by Environmental Probing Investigations, Inc. (EPI) of Cream Ridge, NJ utilizing direct push Geoprobe® technology with acetate-lined macro-core samplers. The soil boring depths ranged from 3.0 to 30 feet below grade surface (bgs). Subsurface explorations generally encountered brown and tan silt with trace fine sand to approximately 8 feet bgs and brown and tan fine to medium sands between approximately 8 feet bgs and 20 feet bgs. Fill material, including brick and coarse gravel, was encountered within four soil borings (SB-14, SB-21, SB-22, and SB-24) at depths ranging between 0.5 and 4.0 feet bgs. Also, during geotechnical drilling, refusal (i.e., the depth below which the hollow-stem auger was not able to penetrate the deeper geologic formations) was encountered in two of the Site borings at depths of approximately 7 and 17 feet below existing grades (B105 and B103, respectively, see Figure 4). Rock coring was not conducted to confirm the drilling refusal surfaces. It is our opinion that the shallow refusal in B103 was on a large boulder or buried foundation stone, and not on bedrock. The deeper drilling refusal in B105 was likely at the top of competent bedrock.

A total of 30 soil samples were collected from corresponding soil borings (SB-1 through SB-25) at six-inch intervals ranging from 0.5 to 9.0 feet bgs. Soil samples were not collected from soil borings SB-4 and SB-5 due to encountering drilling refusal and/or underground utilities at these locations. Soils within each boring were observed for visual and olfactory evidence of impacts. Petroleum odors were observed within one soil boring (SB-23) at an approximate depth range of 3.5 to 4.0 feet bgs; however, no staining was observed within the soil borings advanced at the Site. Additionally, a photoionization detector (PID)

was utilized to screen the soil for the presence of volatile organic vapors. Field screening of the soil borings identified elevated PID readings within one soil boring, SB-23, ranging from 3.2 to 6.8 parts per million (ppm) at an approximate depth of 3.0 to 6.5 feet bgs. Soil boring logs are provided as Appendix B.

Additionally, eight test borings (B101 through B108) were advanced at the Site as part of the geotechnical evaluation activities. The geotechnical borings were advanced using hollow-stem auger drilling techniques with slit-barrel sampling and standard penetration testing (SPT, ASTM D 1586). Representative soil samples (B101 through B108) were placed in sealed containers and returned to Ransom's office for further evaluation and laboratory testing. Soil samples were classified in general accordance with visual-manual procedures (ASTM D 2488). Geotechnical sampling results and associated geotechnical logs will be presented within a project geotechnical report under a separate cover that will contain recommendations and design parameters.

Soil samples were collected and sent to Hampton Clarke Laboratories (Hampton-Clarke) of Fairfield, New Jersey to be analyzed for a Targeted Compound List of Volatile Organic Compounds (TCL/CP-51 VOCs) in accordance with the New York State Department of Environmental Conservation (NYSDEC) CP-51 Soil Cleanup Guidance via United States Environmental Protection Agency (USEPA) Method 8260, a Targeted Compound List of Semi-Volatile Organic Compounds (TLC/CP-51 SVOCs) in accordance with the NYSDEC CP-51 Soil Cleanup Guidance, Polychlorinated Biphenyls (PCBs) via USEPA Method 8082, Polycyclic Aromatic Hydrocarbons (PAHs) via USEPA Method 8270, the Target Analyte List of Metals (TAL Metals) via USEPA Methods 6010/6020, and/or a Targeted Compound List of Pesticides (TCL Pesticides) via USEPA Method 8081. Additionally, one composite sample was collected from soil boring SB-24 for preliminary waste characterization purposes and was analyzed for VOCs with a forward library search for up to fifteen additional compounds (VOCs+15) via USEPA Method 8260, SVOCs with a forward library search for up to fifteen compounds (SVOCs+15) via USEPA Method 8270, PCBs via USEPA Method 8082, Organochlorine Pesticides via USEPA Method 8081, TAL Metals via USEPA Method 6010/6020, and Cyanide via USEPA Method 9012B. Soil sampling analytical results are summarized on Table 1, and soil analytical results exceeding applicable NYSDEC Soil Cleanup Objectives (SCOs) are illustrated on Figure 5A and Figure 5B. The following soil sampling analytical program was followed for the Phase II LSI activities and previously identified RECs:

Sample ID	Date	REC(s)	Analysis
SB-1	6/27/2017	REC 1H	TCL/CP-51 VOCs, TCL/CP-51 SVOCs, PCBs, and TAL Metals
SB-2	6/29/2017	REC 1	TCL/CP-51 VOCs, TCL/CP-51 SVOCs, PCBs, and TAL Metals
SB-3	6/27/2017	REC 1	TCL/CP-51 VOCs, TCL/CP-51 SVOCs, PCBs, and TAL Metals
SB-6A	6/29/2017	REC 2B	TCL/CP-51 VOCs, PCBs, and PAHs
SB-6B	6/29/2017	REC 2A and REC 2C	TCL/CP-51 VOCs, PCBs, and PAHs
SB-7	6/27/2017	REC 2C	TCL/CP-51 VOCs, PCBs, and PAHs
SB-8A	6/27/2017	REC 2B	TCL/CP-51 VOCs, PCBs, and PAHs
SB-8B	6/27/2017	REC 2A and REC 2C	TCL/CP-51 VOCs, PCBs, and PAHs
SB-9A	6/27/2017	REC 2B	TCL/CP-51 VOCs, PCBs, and PAHs

Sample ID	Date	REC(s)	Analysis
SB-9B	6/27/2017	REC 2A and REC 2C	TCL/CP-51 VOCs, PCBs, and PAHs
SB-10	6/27/2017	REC 2C	TCL/CP-51 VOCs, PCBs, and PAHs
SB-11A	6/27/2017	REC 2B	TCL/CP-51 VOCs, PAHs, and PCBs
SB-11B	6/27/2017	REC 2A and REC 2C	TCL/CP-51 VOCs, PAHs, and PCBs
SB-12	6/27/2017	REC 2A and REC 2C	TCL/CP-51 VOCs, PCBs, and PAHs
SB-13A	6/27/2017	REC 2B	TCL/CP-51 VOCs, PCBs, and PAHs
SB-13B	6/27/2017	REC 2A and REC 2C	TCL/CP-51 VOCs, PCBs, and PAHs
SB-14A	6/29/2017	REC 2D	TCL/CP-51 VOCs and PAHs[1]
SB-14B	6/29/2017	REC 2D/REC 9	TCL/CP-51 VOCs, TCL/CP-51 SVOCs, TAL Metals, and PCBs
SB-15	6/27/2017	REC 2D	TCL/CP-51 VOCs, PCBs, and PAHs
SB-16	6/27/2017	REC 2D	TCL/CP-51 VOCs, PCBs, and PAHs
SB-17	6/28/2017	REC 5	TCL/CP-51 VOCs and PAHs
SB-18	6/28/2017	REC 6	TCL/CP-51 VOCs, TCL/CP-51 SVOCs, TAL Metals, and PCBs
SB-19	6/27/2017	REC 7	TCL/CP-51 VOCs, TCL/CP-51 SVOCs, PCBs, and TAL Metals
SB-20	6/28/2017	REC 8A	TCL/CP-51 VOCs and PAHs
SB-21	6/28/2017	REC 9	TCL/CP-51 VOCs, TCL/CP-51 SVOCs, TAL Metals, PCBs, and TCL Pesticides
SB-22	6/27/2017	REC 10 and REC 9	TCL/CP-51 VOCs, TCL/CP-51 SVOCs, and TAL Metals
SB-23	6/28/2017	REC 10	TCL/CP-51 VOCs, PAHs, and TAL Metals
SB-24	6/29/2017	REC 9	TCL/CP-51 VOCs, TCL/CP-51 SVOCs, PCBs, TAL Metals, and TCL Pesticides
SB-24C	6/29/2017	Preliminary Waste Characterization	TCL/CP-51 VOCs,+15 TCL/CP-51 SVOCs+15, TCL Pesticides, PCBs, TAL Metals, and Cyanide
SB-25	6/29/2017	REC 2E and REC 11*	TCL/CP-51 VOCs, PCBs, PAHs, and TAL Metals

*During Phase II LSI drilling activities, it was observed that the backroom was being utilized as a Vehicle Paint Shop (REC 11); therefore, this activity was added to the Site's REC list as REC 11, and one sample was collected concurrently with the REC 2E (former air compressors) soil sample.

Following soil boring and sampling activities, two soil borings (SB-23 and SB-22) were converted into temporary well points (TWPs) (TWP-1 and TWP-2, respectively). The TWPs were constructed with 1-inch diameter PVC 0.010-inch slotted screen and solid riser to depths ranging from 18.50 to 19.75 feet bgs. The two TWP locations are depicted on Figure 4, groundwater sampling analytical results are

[1] The PAH analysis was run out of hold time due to a recording error at one soil sample (SB-14A). Since this analytical parameter was only four of days out of hold time, this analysis may not represent worst-case scenario results, but can indicate if there is a potential for PAH-impacted soil; therefore, it can be utilized for the purposes of this Phase II LSI.

summarized on Table 2, and groundwater analytical results exceeding NYSDEC Ambient Water Quality Standards (AWQS) are depicted on Figure 6. Temporary well point TWP-1 was gauged and sampled on June 28, 2017, and TWP-2 was gauged and sampled on June 29, 2017. Groundwater was encountered in the temporary well points at an approximate depth of 8.0 feet bgs. Temporary well point logs are included as Appendix B. Groundwater samples were collected and submitted to Hampton-Clarke of Fairfield, New Jersey for analysis of TCL/CP-51 VOCs via USEPA Method 8260, TCL/CP-51 SVOCs via USEPA Method 8270, and Lead via USEPA Method 6020.

Following sampling, the borings were backfilled with the soil cuttings and bentonite hole plug to grade.

Applicable Soil and Groundwater Regulatory Standards

The applicable NYSDEC remediation standards for the soil and groundwater analytical results at the Site are as follows:

Soil: 6 NYCRR Part 375 (Tables 375-6.8(a) and (b), Effective December 14, 2006):
Unrestricted Use Soil Cleanup Objectives (SCOs)
Residential Use SCOs
Restricted-Residential SCOs
Commercial Use SCOs
Industrial Use SCOs
Protection of Ecological Resources SCOs
Protection of Groundwater SCOs

Groundwater: 6 NYCRR Part 703 (Table 1, reissued June 1998) and Draft Ambient Water Quality Standards, Guidance Values and Groundwater Effluent Limitations (Table 1, drafted November 1999):
Ambient Water Quality Standards (AWQS)

An account of the soil sampling activities is discussed below, and the laboratory data reports are included in Appendix C. Soil sampling analytical results are summarized on Table 1, and groundwater sampling analytical results are summarized on Table 2.

REC 1 – Automotive Repair Drainage System

REC 1A – Service Garage Sealed Floor Drain // REC 1G – Former Hydraulic Lift Floor Drains // REC 1H – Former Grease and Sand Interceptor – Soil Sampling and Analytical Results

A total of three soil borings (SB-1, SB-2, and SB-3) were advanced to a maximum depth of five feet bgs in the vicinity of the service garage sealed floor drains, former hydraulic lift floor/trench drains, and the former grease and sand interceptor identified within the Lot 30 Site Building for assessment of the former automotive repair drainage system. Field screening of the soil borings did not identify elevated PID readings. In the absence of field evidence of impacts, one soil sample was collected between 3.0 to 3.5 feet bgs, the presumed invert of the former grease and sand interceptor, from soil boring SB-1; and one soil sample was collected from both SB-2 and SB-3 between 0.5 to 1.0 feet bgs, the presumed invert of the former drainage systems. Soil samples SB-1 through SB-3 were analyzed for TCL/CP-51 VOCs, TCL/CP-51 SVOCs, PCBs, and TAL Metals. Analytical results identified the following exceedances of NYSDEC SCOs:

Soil Sample SB-1

- Barium, at a concentration of 360 milligrams per kilogram (mg/kg), exceeded the Unrestricted Use SCO (350 mg/kg) and the Residential Use SCO (350 mg/kg);
- Total chromium, at a concentration of 78 mg/kg, exceeded the Unrestricted Use SCO for trivalent chromium (30 mg/kg) and hexavalent chromium (1 mg/kg), Residential Use SCO for trivalent chromium (36 mg/kg) and hexavalent chromium (22 mg/kg), the Protection of Ecological Resources SCO for trivalent chromium (41 mg/kg) and hexavalent chromium (1 mg/kg), and the Protection of Groundwater Use SCO for hexavalent chromium (19 mg/kg);
- Copper, at a concentration of 69 mg/kg, exceeded the Unrestricted Use SCO (50 mg/kg) and the Protection of Ecological Resources SCO (50 mg/kg);
- Lead, at a concentration of 620 mg/kg, exceeded the Unrestricted Use SCO (63 mg/kg), the Residential Use SCO (400 mg/kg), the Restricted Residential Use SCO (400 mg/kg), the Protection of Ecological Resources SCO (63 mg/kg), and the Protection of Groundwater SCO (450 mg/kg);
- Total mercury, at a concentration of 0.8 mg/kg, exceeded the Unrestricted Use SCO (0.18 mg/kg), the Protection of Ecological Resources SCO (0.18 mg/kg), and the Protection of Groundwater SCO (0.73 mg/kg); and
- Zinc, at a concentration of 410 mg/kg, exceeded the Unrestricted Use SCO (109 mg/kg) and the Protection of Ecological Resources SCO (109 mg/kg).

Soil Sample SB-2

- Copper, at a concentration of 61 mg/kg, exceeded the Unrestricted Use SCO (50 mg/kg) and the Protection of Ecological Resources SCO (50 mg/kg);
- Lead, at a concentration of 520 mg/kg, exceeded the Unrestricted Use SCO (63 mg/kg), the Residential Use SCO (400 mg/kg), the Restricted Residential Use SCO (400 mg/kg), the Protection of Ecological Resources SCO (63 mg/kg), and the Protection of Groundwater SCO (450 mg/kg);
- Total chromium, at a concentration of 23 mg/kg, exceeded the Unrestricted Use SCO for hexavalent chromium (1 mg/kg), the Residential Use SCO for hexavalent chromium (22 mg/kg), the Protection of Ecological Resources SCO for hexavalent chromium (1 mg/kg), and the Protection of Groundwater SCO for hexavalent chromium (19 mg/kg);
- Total mercury, at a concentration of 1.9 mg/kg, exceeded the Unrestricted Use SCO (0.18 mg/kg), the Residential Use SCO (0.81 mg/kg), the Restricted Residential Use SCO (0.81), the Protection of Ecological Resources SCO (0.18 mg/kg), and the Protection of Groundwater SCO (0.73 mg/kg); and
- Zinc, at a concentration of 300 mg/kg, exceeded the Unrestricted Use SCO (109 mg/kg) and the Protection of Ecological Resources SCO (109 mg/kg).

Soil Sample SB-3

- Total chromium, at a concentration of 17 mg/kg, exceeded the Unrestricted Use SCO for hexavalent chromium (1 mg/kg) and the Protection of Ecological Resources SCO for hexavalent chromium (1 mg/kg).

All other analyzed constituents of concern were either not detected above the laboratory reporting limits (RLs) or were detected at concentrations below the most stringent NYSDEC SCOs.

REC 2 – Automotive Repair Hydraulic Lift Systems

REC 2A – Hydraulic Lifts and Alignment Rack // REC 2B – Wall-Mounted Hydraulic Fluid Reservoirs/Control Boxes // REC 2C – Former Hydraulic Lifts, Air/Hydraulic Alignment Rack and Underground Hydraulic Oil Reservoirs – Soil Sampling and Analytical Results

A total of eight soil borings (SB-6 through SB-13) were advanced to a maximum depth of 10 feet bgs in the vicinity of the existing hydraulic lifts and alignment rack, the wall-mounted hydraulic fluid reservoirs/control boxes, the former hydraulic lift system locations, and underground hydraulic oil reservoirs for assessment of the current and former hydraulic lift systems. Field screening of the soil borings did not identify elevated PID readings. In the absence of field evidence of impacts, one soil sample was collected from soil borings SB-7, SB-10, and SB-12 between 8.0 to 9.0 feet bgs, the presumed invert of the former hydraulic lift fluid reservoirs/alignment rack housing. Additionally, two samples were collected per boring location for soil borings SB-6, SB-8, SB-9, SB-11, and SB-13 between 0.5 to 1.0 feet bgs and 8.0 to 8.5 feet bgs to evaluate for impacts related to the wall mounted hydraulic fluid reservoirs as well as the current and former hydraulic lifts and underground fluid reservoirs, respectively. Soil samples were chemically analyzed for TCL/CP-51 VOCs, PAHs, and PCBs. Analytical results identified the following exceedances of NYSDEC SCOs:

Soil Sample SB-9A[2]

- Benzo(a)pyrene, at a concentration of 1.2 mg/kg, exceeded the Industrial Use SCO (1.1 mg/kg); however, the concentration of 1.2 mg/kg was rounded to the number of significant digits (i.e., one) for Unrestricted Use SCO (1 mg/kg), the Residential Use SCO (1 mg/kg), the Restricted Residential Use SCO (1 mg/kg), and the Commercial Use SCO (1 mg/kg); therefore, the analytical result of 1.2 mg/kg was rounded to 1 mg/kg, which meets these NYSDEC SCOs;
- Benzo(b)fluoranthene, at a concentration of 1.7 mg/kg, exceeded the Unrestricted Use SCO (1 mg/kg), the Residential Use SCO (1 mg/kg), and the Restricted Residential Use SCO (1 mg/kg); and
- Indeno(1,2,3-cd)pyrene, at a concentration of 0.74 mg/kg, exceeded the Unrestricted Use SCO (0.5 mg/kg), the Residential Use SCO (0.5 mg/kg), and the Restricted Residential Use SCO (0.5 mg/kg).

All other analyzed constituents of concern were either not detected above the laboratory RLs or were detected at concentrations below the most stringent NYSDEC SCOs.

REC 2D – Hydraulic Lift Control Boxes – Soil Sampling and Analytical Results

A total of three soil borings (SB-14, SB-15, and SB-16) were advanced to a maximum depth of five feet bgs in the vicinity of the hydraulic lift control boxes identified within the Lot 30 Site Building for assessment of potential impacts related to the identified hydraulic lift control boxes. SB-14 was completed within a heavily stained area of concrete, where potential breaching around the control box

[2] Benzo(a)anthracene and chrysene were detected with a concentration of 1.3 mg/kg and 1.2 mg/kg, respectively; therefore, the analytical results of 1.3 mg/kg and 1.2 mg/kg were rounded to the number of significant digits (i.e., one) of the applicable standard for benzo(a)anthracene and chrysene (i.e., the NYSDEC's Unrestricted Use SCO of 1 mg/kg); therefore, the analytical results of 1.3 mg/kg and 1.2 mg/kg were rounded to 1 mg/kg, which meets the applicable the NYSDEC's Unrestricted Use SCO.

was evident. Field screening of the soil borings did not identify elevated PID readings. In the absence of field evidence of impacts one soil sample was collected at each boring location between 0.5 to 1.0 feet bgs, the presumed invert of the hydraulic lift control box piping infrastructure, with the exception of soil sample SB-14B, which was collected between 1.5 to 2.0 feet bgs. Soil samples were analyzed for TCL/CP-51 VOCs, TCL/CP-51 SVOCs, TAL Metals, and PCBs for this REC. Analytical results identified the following exceedances of NYSDEC SCOs:

Soil Sample SB-14B

- Total aroclor, at a concentration of 0.16 mg/kg, exceeded the Unrestricted Use SCO (0.1 mg/kg);
- Cadmium, at a concentration of 3.7 mg/kg, exceeded the Unrestricted Use SCO (2.5 mg/kg) and the Residential Use SCO (2.5 mg/kg);
- Total chromium, at a concentration of 36 mg/kg, exceeded the Unrestricted Use SCO for trivalent chromium (30 mg/kg) and hexavalent chromium (1 mg/kg), the Residential Use SCO for hexavalent chromium (22 mg/kg), the Protection of Ecological Resources SCO for hexavalent chromium (1 mg/kg), and the Protection of Groundwater SCO for hexavalent chromium (19 mg/kg);
- Copper, at a total concentration of 4,900 mg/kg, exceeded the Unrestricted Use SCO (50 mg/kg), the Residential Use SCO (270 mg/kg), the Restricted Residential Use SCO (270 mg/kg), the Commercial Use SCO (270 mg/kg), the Protection of Ecological Resources SCO (50 mg/kg), and the Protection of Groundwater Use SCO (450 mg/kg);
- Total mercury, at a concentration of 3 mg/kg, exceeded the Unrestricted Use SCO (0.18 mg/kg), the Residential Use SCO (0.81 mg/kg), the Restricted Residential Use SCO (0.81 mg/kg), the Commercial Use SCO (2.8 mg/kg), the Protection of Ecological Resources SCO (0.18 mg/kg), and the Protection of Groundwater Use SCO (0.73 mg/kg); and
- Zinc, at a total concentration of 580 mg/kg, exceeded the Unrestricted Use SCO (109 mg/kg) and the Protection of Ecological Resources Use SCO (109 mg/kg).

All other analyzed constituents of concern were either not detected above the laboratory RLs or were detected at concentrations below the most stringent NYSDEC SCOs.

REC 2E – Former Air Compressors and REC 11 – Vehicle Painting Operations – Soil Sampling and Analytical Results

One soil boring (SB-25) was advanced to a maximum depth of five feet bgs in the vicinity of the former air compressor locations identified within the Lot 30 Site Building where moderate staining on the flooring beneath the former air compressor was observed to evaluate for potential impacts related to former service station operations. Since vehicle painting operations were also conducted within the vicinity of this area, SB-25 was also used to evaluate these ongoing activities as well. Field screening of the soil boring did not identify elevated PID readings. In the absence of field evidence of impacts, one soil sample was collected from boring location SB-25 between 0.5 to 1.0 feet bgs, just below the concrete slab of the Lot 30 Site Building. Soil sample SB-25 was analyzed for TCL/CP-51 VOCs, PCBs, PAHs, and TAL Metals. Analytical results identified the following exceedances of the NYSDEC SCOs:

Soil Sample SB-25

- Total chromium, at a concentration of 32 mg/kg, exceeded the Unrestricted Use SCO for trivalent chromium (30 mg/kg) and hexavalent chromium (1 mg/kg), the Residential Use SCO

for hexavalent chromium (22 mg/kg), the Protection of Ecological Resources SCO for hexavalent chromium (1 mg/kg), and the Protection of Groundwater SCO for hexavalent chromium (19 mg/kg);

- Lead, at a concentration of 260 mg/kg, exceeded the Unrestricted Use SCO (63 mg/kg) and the Protection of Ecological Resources SCO (63 mg/kg);
- Total mercury, at a concentration of 0.25 mg/kg, exceeded the Unrestricted Use SCO (0.18 mg/kg) and the Protection of Ecological Resources SCO (0.18 mg/kg); and
- Zinc, at a concentration of 120 mg/kg, exceeded the Unrestricted Use SCO (109 mg/kg) and the Protection of Ecological Resources SCO (109 mg/kg).

All other analyzed constituents of concern were either not detected above the laboratory RLs or were detected at concentrations below the most stringent NYSDEC SCOs.

REC 3 – Vehicle Storage – Investigation Results

Ransom identified several areas utilized for the storage of used vehicles in relation to the automotive sales and repair operations at the Site during the June 2017 Phase I ESA activities. Vehicle storage areas were identified within the northeastern most portion of the Lot 30 Site Building as well as along the paved parking areas of the Lot 30 portion of the Site. Ransom conducted a visual inspection of the surface areas beneath the parked vehicles during the Phase II LSI activities conducted between July 27, 2017 through July 29, 2017. No evidence of cracks, breaches, or apparent impacts were identified during investigation activities; therefore, no soil samples were collected and vehicle storage is no longer considered a REC.

REC 4 – Inactive Oil-Fired Burner – Investigation Results

Ransom was unable to complete subsurface soil investigation activities in the vicinity of the in-active oil-fired burner during the Phases II LSI activities due to the presence of underground utilities in this area; therefore, a soil sample could not be collected representative of potential impacts at REC 4. Visual inspection of the surface conditions in the vicinity of the inactive oil-fired burner did not identify breaches within the concrete slab; however, a significant layer of dust/potential waste ash was noted.

REC 5 – Former 3,000-gallon Fuel Oil UST – Soil Sampling and Analytical Results

Geophysical survey activities conducted on June 28, 2017 identified one subsurface metallic anomaly indicative of an UST in the presumed location of the former 3,000-gallon fuel oil UST, located on the northeast side of the Lot 30 Site Building. One soil boring, SB-17, was advanced down-gradient (i.e., to the northwest) of the identified metallic anomaly/presumed 3,000-gallon fuel oil UST to evaluate potential impacts associated with this UST. Field screening of the soil boring did not identify elevated PID readings; additionally, no odors and/or staining were observed in the soil boring. Soil sample SB-17 was collected between 8.0 to 8.5 feet bgs, the presumed invert of the former 3,000-gallon fuel oil UST, and analyzed for TCL/CP-51 VOCs and PAHs. All analyzed constituents of concern were either not detected above the laboratory RLs or were detected at concentrations below the NYSDEC's most stringent SCOs.

REC 6 – Former 550-gallon Waste Oil UST – Soil Sampling and Analytical Results

Geophysical survey activities conducted on June 28, 2017 did not identify a subsurface anomaly indicative of an UST in the presumed location of the former 550-gallon waste oil UST, located on the southeast exterior corner of the Lot 30 Site Building.

One soil boring, SB-18, was advanced in the location of the former 550-gallon waste oil UST to evaluate potential impacts associated with this former UST. Field screening of the soil boring did not identify elevated PID readings; additionally, no odors and/or staining were observed in the soil boring. In the absence of field evidence of impacts, soil sample SB-18 was collected between 7.0 to 7.5 feet bgs, the approximate depth of the invert of the former UST, and was analyzed for TCL/CP-51 VOCs, TCL/CP-51 SVOCs, TAL Metals, and PCBs. Analytical results identified the following exceedances of NYSDEC SCOs:

Soil Sample SB-18

- Total chromium, at a concentration of 31 mg/kg, exceeded the Unrestricted Use SCO for trivalent chromium (30 mg/kg) and hexavalent chromium (1 mg/kg), the Residential Use SCO for hexavalent chromium (22 mg/kg), the Protection of Ecological Resources SCO for hexavalent chromium (1 mg/kg), and the Protection of Groundwater SCO for hexavalent chromium (19 mg/kg); and
- Manganese, at a concentration of 1,800 mg/kg, exceeded the Unrestricted Use SCO (1,600 mg/kg) and the Protection of Ecological Resources SCO (1,600 mg/kg).

All other analyzed constituents of concern were either not detected above the laboratory RLs or were detected at concentrations below the most stringent NYSDEC SCOs.

REC 7 – 55-gallon Waste Oil Drum Storage – Soil Sampling and Analytical Results

One soil boring, SB-19, was advanced to a maximum depth of five feet bgs in the vicinity of the identified staining and a breach in the concrete floor within the service garage area of the Lot 30 Site Building, associated with the former storage of 55-gallon drums, to evaluate for potential impacts related to the presumed storage/disposal of waste oil. Field screening of the soil boring did not identify elevated PID readings; in addition, no evidence of odors and/or staining were observed in the soil boring. In the absence of field evidence of impacts, one soil sample was collected between 0.5 to 1.0 feet bgs, directly beneath the concrete slab foundation breach of the Lot 30 Site Building. Soil sample SB-19 was analyzed for TCL/CP-51 VOCs, TCL/CP-51 SVOCs, PCBs, and TAL Metals. Analytical results identified the following exceedances of NYSDEC SCOs:

Soil Sample SB-19

- Lead, at a concentration of 130 mg/kg, exceeded the Unrestricted Use SCO (63 mg/kg) and the Protection of Ecological Resources SCO (63 mg/kg);
- Total chromium, at a concentration of 13 mg/kg, exceeded the Unrestricted Use SCO for hexavalent chromium (1 mg/kg) and the Protection of Ecological Resources SCO for hexavalent chromium (1 mg/kg); and
- Total mercury, at a concentration of 0.33 mg/kg, exceeded the Unrestricted Use SCO (0.18 mg/kg) and the Protection of Ecological Resources SCO (0.18 mg/kg).

All other analyzed constituents of concern were either not detected above the laboratory RLs or were detected at concentrations below the most stringent NYSDEC SCOs.

REC 8 – Current/Former Residential Use

REC 8A – Current Residential Use – Geophysical Survey Results

Property records obtained by Ransom during the June 2017 Phase I ESA activities indicated the usage of fuel oil on the Lot 26 portion of the Site. Geophysical survey activities were conducted on June 28, 2017, in the vicinity of the Lot 26 Residential Building, to evaluate for the potential presence of a fuel oil UST; however, no evidence of an UST or associated piping was identified associated with REC 8A.

REC 8B – Former Residential Use – Geophysical Survey Results

Historic records obtained by Ransom during the June 2017 Phase I ESA activities identified the presence of eight residential structures (not including the current Lot 26 Residential Building) at the Site prior to redevelopment activities in 1974 and 1980. Ransom conducted Site-wide geophysical survey activities between June 27 and June 29, 2017 to evaluate subsurface conditions for the presence of anomalies indicative of former structures, foundations, and/or previously unknown USTs. Geophysical survey activities did not identify subsurface anomalies related to the former residential use on-Site; however, several limitations were encountered during surveying activities, resulting in a partial survey of the Site (See section "Geophysical Investigation" Section above). Based on the geophysical findings and general Phase II results, Ransom believes that these limitations do not warrant further investigation; however, due to these geophysical survey limitations, further response actions may be warranted during Site redevelopment if subsurface structures are identified.

REC 8A – Former Fuel Oil Use at Current Residential Building – Soil Sampling and Analytical Results

One soil boring, SB-20, was advanced in the vicinity of a sealed fill pipe, identified during the June 2017 Phase I ESA activities on the eastern side of the Lot 26 Residential Building, to evaluate for potential impacts related to the known fuel oil use. Soil boring SB-20 was advanced to a total depth of 8 feet bgs. Field screening of the soil boring did not identify elevated PID readings; in addition, no odors and/or staining were observed in the soil boring. In the absence of field evidence of impacts, one sample was collected from the first six inches of native soils between approximately 0.0 to 0.5 feet bgs and analyzed for TCL/CP-51 VOCs and PAHs. Analytical results identified the following exceedances of NYSDEC SCOs:

Soil Sample SB-20:

- Benzo(a)anthracene, at a concentration of 1.7 mg/kg, exceeded the Unrestricted Use SCO (1 mg/kg), the Residential Use SCO (1 mg/kg), the Restricted Residential Use SCO (1 mg/kg), and the Protection of Groundwater SCO (1 mg/kg);
- Benzo(a)pyrene, at a concentration of 1.5 mg/kg, exceeded the Unrestricted Use SCO (1 mg/kg), the Residential Use SCO (1 mg/kg), the Restricted Residential Use SCO (1 mg/kg), the Commercial Use SCO (1 mg/kg), and the Industrial Use SCO (1.1 mg/kg);
- Benzo(b)fluoranthene, at a concentration of 1.9 mg/kg, exceeded the Unrestricted Use SCO (1 mg/kg), the Residential Use SCO (1 mg/kg), the Restricted Residential Use SCO (1 mg/kg), and the Protection of Groundwater SCO (1.7 mg/kg);

- Chrysene, at a concentration of 1.6 mg/kg, exceeded the Unrestricted Use SCO (1 mg/kg), the Residential Use SCO (1 mg/kg), and the Protection of Groundwater SCO (1 mg/kg); and
- Indeno(1,2,3-cd)pyrene, at a concentration of 0.98 mg/kg, exceeded the Unrestricted Use SCO (0.5 mg/kg), the Residential Use SCO (0.5 mg/kg), and the Restricted Residential Use SCO (0.5 mg/kg).

All other analyzed constituents of concern were either not detected above the laboratory RLs or were detected at concentrations below the most stringent NYSDEC SCOs.

REC 9 – Potential Fill

Soil Sampling and Analytical Results

One soil boring, SB-21, was advanced to a maximum depth of 10 feet bgs to evaluate for potential fill material on the eastern boundary of the Lot 30 portion of the Site. Material indicative of historic fill (i.e., red brick) was identified at depths ranging from 0.5 to 3.0 feet bgs within soil borings SB-14, SB-21, SB-22, and SB-24 during the Phase II LSI activities. Field screening of the soil boring did not identify elevated PID readings. In addition, no evidence of odors and/or staining was observed in the boring. In the absence of field evidence of impacts, one soil sample was collected at the six-interval exhibiting evidence of fill material (i.e. red brick). Soil samples SB-14B, SB-21, SB-22, and SB-23 were analyzed for TCL/CP-51 VOCs, TCL/CP-51 SVOCs, PCBs, TAL Metals, and/or TCL Pesticides for this REC. Analytical results identified the following exceedances of NYSDEC SCOs:

Soil Sample SB-14B

- Total aroclor (specifically Aroclor-1260), at a concentration of 0.16 mg/kg, exceeded the Unrestricted Use SCO (0.1 mg/kg);
- Cadmium, at a concentration of 3.7 mg/kg, exceeded the Unrestricted Use SCO (2.5 mg/kg) and the Residential Use SCO (2.5 mg/kg);
- Total chromium, at a concentration of 36 mg/kg, exceeded the Unrestricted Use SCO for trivalent chromium (30 mg/kg) and hexavalent chromium (1 mg/kg), the Residential Use SCO for hexavalent chromium (22 mg/kg), the Protection of Ecological Resources SCO for hexavalent chromium (1 mg/kg), and the Protection of Groundwater SCO for hexavalent chromium (19 mg/kg);
- Copper, at a total concentration of 4,900 mg/kg, exceeded the Unrestricted Use SCO (50 mg/kg), the Residential Use SCO (270 mg/kg), the Restricted Residential Use SCO (270 mg/kg), the Commercial Use SCO (270 mg/kg), the Protection of Ecological Resources SCO (50 mg/kg), and the Protection of Groundwater Use SCO (450 mg/kg);
- Total mercury, at a concentration of 3 mg/kg, exceeded the Unrestricted Use SCO (0.18 mg/kg), the Residential Use SCO (0.81 mg/kg), the Restricted Residential Use SCO (0.81 mg/kg), the Commercial Use SCO (2.8 mg/kg), the Protection of Ecological Resources SCO (0.18 mg/kg), and the Protection of Groundwater Use SCO (0.73 mg/kg); and
- Zinc, at a total concentration of 580 mg/kg, exceeded the Unrestricted Use SCO (109 mg/kg) and the Protection of Ecological Resources Use SCO (109 mg/kg).

Soil Sample SB-21

- Arsenic, at a concentration of 27 mg/kg, exceeded the Unrestricted Use SCO (13 mg/kg), the Residential Use SCO (16 mg/kg), the Restricted Residential Use SCO (16 mg/kg), the

Commercial Use SCO (16 mg/kg), the Industrial Use SCO (16 mg/kg), the Protection of Ecological Resources SCO (13 mg/kg), and the Protection of Groundwater SCO (16 mg/kg);

- Copper, at a concentration of 87 mg/kg, exceeded the Unrestricted Use SCO (50 mg/kg) and the Protection of Ecological Resources SCO (50 mg/kg);
- Lead, at a concentration of 100 mg/kg, exceeded the Unrestricted use SCO (63 mg/kg) and the Protection of Ecological Resources SCO (63 mg/kg);
- Total chromium, at a concentration of 30 mg/kg, exceeded the Unrestricted Use SCO for hexavalent chromium (1 mg/kg), the Residential Use SCO for hexavalent chromium (22 mg/kg), the Protection of Ecological Resources SCO for hexavalent chromium (1 mg/kg), and the Protection of Groundwater SCO for hexavalent chromium (19 mg/kg);
- Total mercury, at a concentration of 28 mg/kg, exceeded the Unrestricted Use SCO (0.18 mg/kg), the Residential Use SCO (0.81 mg/kg), the Restricted Residential Use SCO (0.81 mg/kg), the Commercial Use SCO (2.8 mg/kg), the Industrial Use SCO (5.7 mg/kg), the Protection of Ecological Resources SCO (0.18 mg/kg), and the Protection of Groundwater SCO (0.73 mg/kg); and
- Zinc, at a concentration of 110 mg/kg, exceeded the Unrestricted Use SCO (109 mg/kg) and the Protection of Ecological Resources SCO (109 mg/kg).

Soil Sample SB-22

- Lead, at a concentration of 280 mg/kg, exceeded the Unrestricted use SCO (63 mg/kg) and the Protection of Ecological Resources SCO (63 mg/kg);
- Total chromium, at a concentration of 29 mg/kg, exceeded the Unrestricted Use SCO for hexavalent chromium (1 mg/kg), the Residential Use SCO for hexavalent chromium (22 mg/kg), the Protection of Ecological Resources SCO for hexavalent chromium (1 mg/kg), and the Protection of Groundwater SCO for hexavalent chromium (19 mg/kg);
- Total mercury, at a concentration of 0.54 mg/kg, exceeded the Unrestricted Use SCO (0.18 mg/kg) and the Protection of Ecological Resources SCO (0.18 mg/kg); and
- Zinc, at a concentration of 180 mg/kg, exceeded the Unrestricted Use SCO (109 mg/kg) and the Protection of Ecological Resources SCO (109 mg/kg).

Soil Sample SB-24

- Acetone[3], at a concentration of 0.25 mg/kg, exceeded the Unrestricted Use SCO (0.05 mg/kg) and the Protection of Groundwater SCO (0.05 mg/kg);
- Barium, at a concentration of 750 mg/kg, exceeded the Unrestricted Use SCO (350 mg/kg), the Residential Use SCO (350 mg/kg), the Restricted Residential Use SCO (400 mg/kg), the Commercial Use SCO (400 mg/kg), and the Protection of Ecological Resources SCO (433 mg/kg);
- Cadmium, at a concentration of 4.2 mg/kg, exceeded the Unrestricted Use SCO (2.5 mg/kg), and the Residential Use SCO (2.5 mg/kg). The concentration of 4.2 mg/kg was rounded to the number of significant digits (i.e., one) for the Protection of Ecological Resources SCO (4 mg/kg); therefore, the analytical result of 4.2 mg/kg was rounded to 4 mg/kg, which meets the Protection of Ecological Resources SCO;
- Total chromium, at a concentration of 45 mg/kg, exceeded the Unrestricted Use SCO for trivalent chromium (30 mg/kg) and for hexavalent chromium (1 mg/kg), the Residential Use

[3] It is known that acetone is a common laboratory or glassware contaminant. Since the acetone concentration was low and since there was only one exceedance of it, Ransom believes this concertation to be attributable to the lab.

SCO for trivalent chromium (36 mg/kg) and for hexavalent chromium (22 mg/kg), the Protection of Ecological Resources SCO for trivalent chromium (41 mg/kg) and for hexavalent chromium (1 mg/kg), and the Protection of Groundwater SCO for hexavalent chromium (19 mg/kg);

- Copper, at a concentration of 140 mg/kg, exceeded the Unrestricted Use SCO (50 mg/kg) and the Protection of Ecological Resources SCO (50 mg/kg);
- Lead, at a concentration of 4,300 mg/kg, exceeded the Unrestricted Use SCO (63 mg/kg), the Residential Use SCO (400 mg/kg), the Restricted Residential Use SCO (400 mg/kg), Commercial Use SCO (1,000 mg/kg), the Industrial Use SCO (3,900 mg/kg) the Protection of Ecological Resources SCO (63 mg/kg), and the Protection of Groundwater SCO (450 mg/kg);
- Total mercury, at a concentration of 0.89 mg/kg, exceeded the Unrestricted Use SCO (0.18 mg/kg), the Residential Use SCO (0.81 mg/kg), the Restricted Residential Use SCO (0.81), the Protection of Ecological Resources SCO (0.18 mg/kg), and the Protection of Groundwater SCO (0.73 mg/kg);
- Nickel, at a concentration of 36 mg/kg, exceeded the Unrestricted Use SCO (30 mg/kg) and the Protection of Ecological Resources SCO (30 mg/kg);
- Zinc, at a concentration of 1,500 mg/kg, exceeded the Unrestricted Use SCO (109 mg/kg) and the Protection of Ecological Resources SCO (109 mg/kg);
- The pesticide p,p'-DDD, at a concentration of 0.028 mg/kg, exceeded the Unrestricted use SCO (0.0033 mg/kg) and the Protection of Ecological Resources SCO (0.0033 mg/kg); and
- The pesticide p,p'-DDE, with a concentration of 0.011 mg/kg, exceeded the Unrestricted use SCO (0.0033 mg/kg) and the Protection of Ecological Resources SCO (0.0033 mg/kg).

All other analyzed constituents of concern were either not detected above the laboratory RLs or were detected at concentrations below the most stringent NYSDEC SCOs.

REC 10 – Potential Off-Site Sources

REC 10A – Off-Site Citgo Service Station // REC 10B – Off-Site Devonshire Discount Tire, Auto Body & Repair Center // REC 10C – Former Riverdale Auto Service Inc. - Soil and Groundwater Sampling and Analytical Results

Soil boring SB-22 was advanced along the southwestern Lot 30 Site boundary, along Culver Street, and soil boring SB-23 was advanced along the southwestern Lot 30 Site boundary, along Riverdale Avenue, to evaluate potential impacts associated with possible off-Site sources identified adjacent to the Site. Soil borings SB-22 and SB-23 were advanced to a total depth of 18.50 feet bgs and 19.75 feet bgs, respectively. Field screening of soil borings identified elevated PID readings within one soil boring, SB-23, ranging from 3.2 to 6.8 ppm at an approximate depth of 3.0 to 6.5 feet bgs. Soil sample SB-23 was collected at the interval exhibiting the highest PID readings, between 3.5 to 4.0 feet bgs. In the absence of field evidence of impacts within soil boring SB-22, no soil sample was collected. Soil sample SB-23 was analyzed for TCL/CP-51 VOCs, PAHs, and TAL Metals. Analytical results of soil sample SB-23 were either not detected above the laboratory RLs or were detected at concentrations below the most stringent NYSDEC SCOs.

Soil borings SB-22 and SB-23 were converted to temporary well points (TWP-2 and TWP-1, respectively) to evaluate potential impacts associated with possible off-Site sources identified adjacent to the Site. Temporary well point TWP-1 was installed within soil boring SB-23, which was further

advanced to a total depth of 19.75 feet bgs, and temporary well point TWP-2 was installed within soil boring SB-22, which was further advanced to a total depth of 18.50 feet bgs. Temporary well point TWP-1 was gauged and sampled on June 29, 2017, at which time depth to water was measured at approximately 8.0 feet bgs, while TWP-2 was gauged and sampled on June 28, 2017, at which time depth to water was measured at approximately 8.0 feet bgs. Temporary well point groundwater samples were analyzed for TCL/CP-51 VOCs, TCL/CP-51 SVOCs, and lead. Groundwater sampling analytical results identified the following exceedances of the AWQS:

Groundwater Sample TWP-1

- 1,2,4-Trimethylbenzene, at a concentration of 2,500 micrograms per liter (µg/L), exceeded the AWQS (5 µg/L);
- 1,3,5-Trimethylbenzene, at a concentration of 890 µg/L, exceeded the AWQS (5 µg/L).
- Acetone, at a concentration of 140 µg/L, exceeded the AWQS (50 µg/L);
- Benzene, at a concentration of 94 µg/L, exceeded the AWQS (1 µg/L);
- Ethylbenzene, at a concentration of 1,700 µg/L, exceeded the AWQS (5 µg/L);
- Isopropyl-benzene, at a concentration of 250 µg/L, exceeded the AWQS (5 µg/L);
- m&p-Xylenes, at a concentration of 4,600 µg/L, exceeded the AWQS (5 µg/L);
- n-Butylbenzene, at a concentration of 30 µg/L, exceeded the AWQS (5 µg/L);
- n-Propylbenzene, at a concentration of 560 µg/L, exceeded the AWQS (5 µg/L);
- o-Xylene, at a concentration of 410 µg/L, exceeded the AWQS (5 µg/L);
- sec-Butylbenzene, at a concentration of 25 µg/L, exceeded the AWQS (5 µg/L);
- Toluene, at a concentration of 150 µg/L, exceeded the AWQS (5 µg/L);
- Xylenes (total), at a concentration of 5,000 µg/L, exceeded the AWQS (5 µg/L);
- 2,4-Dimethylphenol, at a concentration of 10 µg/L, exceeded the AWQS (1 µg/L);
- Naphthalene, at a concentration of 160 µg/L, exceeded the AWQS (10 µg/L); and
- Lead (unfiltered), at a concentration of 27 µg/L, exceeded the AWQS (25 µg/L).

Groundwater Sample TWP-2

- 1,2,4-Trimethylbenzene, at a concentration of 740, exceeded the AWQS (5 µg/L);
- 1,3,5-Trimethylbenzene, at a concentration of 87 µg/L, exceeded the AWQS (5 µg/L);
- Acetone, at a concentration of 63 µg/L, exceeded the AWQS (50 µg/L);
- Benzene, at a concentration of 560 µg/L, exceeded the AWQS (1 µg/L);
- Ethylbenzene, at a concentration of 660 µg/L, exceeded the AWQS (5 µg/L);
- Isopropyl-benzene, at a concentration of 100 µg/L, exceeded the AWQS (5 µg/L);
- m&p-xylenes, at a concentration of 960 µg/L, exceeded the AWQS (5 µg/L);
- Methyl-t-butyl ether (MTBE), at a concentration of 140 µg/L, exceeded the AWQS (10 µg/L);
- n-Propylbenzene, at a concentration of 200 µg/L, exceeded the AWQS (5 µg/L);
- o-Xylene, at a concentration of 130 µg/L, exceeded the AWQS (5 µg/L);
- sec-Butylbenzene, at a concentration of 11 µg/L, exceeded the AWQS (5 µg/L);
- Toluene, at a concentration of 67 µg/L, exceeded the AWQS (5 µg/L);
- Xylenes (total), at a concentration of 1,100, exceeded the AWQS (5 µg/L);
- 2,4-Dimethylphenol, at a concentration of 3.7 µg/L, exceeded the AWQS (1 µg/L);
- Naphthalene, at a concentration of 87 µg/L, exceeded the AWQS (10 µg/L);
- Phenol, at a concentration of 4.6 µg/L, exceeded the AWQS (1 µg/L); and
- Lead (unfiltered), at a concentration of 33 µg/L, exceeded the AWQS (25 µg/L).

Additionally, due to the high concentrations of VOC and SVOC concentrations within groundwater samples TWP-1 and TWP-2, the laboratory RLs for several remaining analyzed constituents of concern exceeded the NYSDEC AWQS; please refer to Table 1 for a review of RL exceedances. All other analyzed constituents were either not detected above the laboratory RLs or were detected at concentrations below the most stringent NYSDEC AWQS.

Preliminary Waste Characterization

One composite soil sample, SB-24C, was collected from soil boring SB-24 for preliminary waste classification purposes. Soil sample SB-24 was a five-point composite sample collected at varying intervals between approximately 0.5 to 10.0 feet bgs. Field screening of the soils within soil boring SB-24 did not identify elevated PID readings; however fill material, including brick and coarse gravel, was encountered at a depth ranging from 0.5 and 4.0 feet bgs. In addition, no evidence of odors and/or staining were observed within the boring. Soil sample SB-24C was analyzed for VOCs+15, SVOCs+15, PCBs, TCL Pesticides, TAL Metals, and Cyanide. Analytical results identified the following exceedances of NYSDEC SCOs:

Soil Sample SB-24C

- Lead, at a concentration of 290 mg/kg, exceeded the Unrestricted Use SCO (63 mg/kg) and the Protection of Ecological Resources SCO (63 mg/kg);
- Total chromium, at a concentration of 26 mg/kg, exceeded the Unrestricted Use SCO for hexavalent chromium (1 mg/kg), the Residential Use SCO for hexavalent chromium (22 mg/kg), the Protection of Ecological Resources SCO for hexavalent chromium (1 mg/kg), and the Protection of Groundwater SCO for hexavalent chromium (19 mg/kg);
- Total mercury, at a concentration of 1.4 mg/kg, exceeded the Unrestricted Use SCO (0.18 mg/kg), the Residential Use SCO (0.81 mg/kg), the Protection of Ecological Resources SCO (0.18 mg/kg), and the Protection of Groundwater SCO (0.73 mg/kg); and
- Zinc, at a concentration of 200 mg/kg, exceeded the Unrestricted Use SCO (109 mg/kg) and the Protection of Ecological Resources SCO (109 mg/kg).

All other analyzed constituents of concern were either not detected above the laboratory RLs or were detected at concentrations below the most stringent NYSDEC SCOs.

SUMMARY AND RECOMMENDATIONS

Summary

Ransom performed a Phase II LSI at the Site to assess soil and groundwater quality relative to the RECs identified during Ransom's Phase I ESA. Soil samples were collected from around the Site to evaluate the potential environmental impacts to the Site from the identified RECs. Groundwater samples were collected from two temporary well points installed at upgradient locations on Site to evaluate the potential environmental impacts to the Site from potential off-Site sources of contamination.

REC 1 – Automotive Repair Drainage System

Soil sampling analysis identified metals concentrations, including barium, total chromium, copper, lead, total mercury, and zinc, that exceeded the NYSDEC's most stringent SCOs, including the Unrestricted Use SCO, the Protection of Groundwater Use SCO, the Residential Use SCO, and/or the Restricted

Residential Use SCO within soil borings collected in the vicinity of the former grease and sand interceptor, former hydraulic lift floor drains, and service garage sealed floor drains. Ransom's review of the data shows that the identified metals concentrations are comparable to the soil sampling results associated with the identified historic fill impacts on-Site (REC 9); therefore, it is more likely that fill materials below the building are the source of the metals concentrations. Further, although the identified concentrations exceed various SCOs, Ransom believes that these findings are not reportable to the NYSDEC since no known spill or release of metals was identified and the concentrations do not exceed the standards for the current and proposed land use (Commercial). Based on these findings, Ransom concludes that no further action is warranted at this time, provided the Site remains in Commercial Use.

However, soil displaced during construction activities potentially containing elevated metals concentrations, and which will be disposed off-site, will require proper waste characterization testing and disposal at an appropriately licensed receiving facility.

REC 2 – Automotive Repair Hydraulic Lift Systems and REC 11 – Vehicle Painting Operations

REC 2A – Hydraulic Lifts and Alignment Rack // REC 2C – Former Hydraulic Lifts, Air/Hydraulic Alignment Rack, and Underground Hydraulic Oil Reservoirs

Field screening and subsequent soil analytical results did not exceed the most stringent NYSDEC SCOs; therefore, Ransom concludes that potential environmental concerns originating from the current or former hydraulic lift system have not significantly impacted the subsurface soils at the Site. Based on the soil sampling analytical results completed as part of the subsurface investigation to evaluate potential impacts, Ransom concludes that gross impacts in connection with the lifts are not present. However, it is possible that limited/residual impacts to the soil beneath and immediately surrounding the lifts are possible. Prior to, or concurrent with, Site redevelopment activities, Ransom recommends the proper decommissioning and removal of the hydraulic lifts. Since impacts were not identified, further investigation is not recommended at this time; however, if impacts are identified during Site reconstruction activities, further investigation and/or response actions may be warranted.

REC 2B – Wall-Mounted Hydraulic Fluid Reservoirs/Control Boxes

Soil sampling analysis identified concentrations of PAHs (specifically benzo[a]pyrene, benzo[b]fluoranthene, and indeno[1,2,3-cd]pyrene) that exceeded the NYSDEC Unrestricted Use SCO, Residential Use SCO, the Restricted Residential Use SCO, and/or the Industrial Use SCO within one soil sample (SB-9A), collected at the presumed invert of the wall-mounted hydraulic fluid reservoir piping associated with the hydraulic lift system within Bay 4 of the Lot 30 Site Building. These identified impacts are presumed to either be related to the current hydraulic fluid reservoir piping leading to the lift system or the historical fill across the Site. Based on these findings, Ransom concludes that further investigation of the identified PAH (i.e., benzo[a]pyrene) that exceeded the Industrial Use SCO is warranted. Prior to, or concurrent with, Site redevelopment activities, Ransom recommends a background investigation and/or delineation event to determine the source, followed by remediation of the identified benzo(a)pyrene impact, if applicable. Ransom recommends that the NYSDEC be notified of the discharge, in accordance with State law, if soil is determined to have been impacted by a petroleum discharge. If related to a petroleum release, Ransom recommends that soils identified above the Industrial Use SCO be excavated, documented and disposed off-site, at an appropriately licensed receiving facility. If related to the historic fil materials, Ransom recommends proper soil management during construction activities (see recommendations below).

REC 2D – Hydraulic Lift Control Boxes

Soil analysis identified concentrations of PCBs, specifically aroclor 1260, and metals that exceeded the Unrestricted Use SCO at one soil sample (SB-14B) in the vicinity of the western-most hydraulic lift control box located within the Lot 30 Site Building. Ransom concludes that the identified concentrations of PCBs are most likely attributable to the hydraulic lift control box utilized during automotive repair/hydraulic lift operations; however, the metals impacts (i.e., copper and total mercury) are presumably related to the observed historic fill. Although the soil analytical results did not exceed the standards for the current and proposed land use (Commercial), Ransom recommends additional investigation due to the identified impacts within the proposed detention basin area. Specifically, Ransom recommends that if displaced during Site redevelopment activities, any displaced PCB impacts in soil be disposed of off-Site at an appropriately licensed receiving facility. Ransom also recommends the proper disposal of the three-identified hydraulic lift control box units in accordance with local, state, and federal regulations.

REC 2E – Former Air Compressors and REC 11 – Vehicle Painting Operations

Analytical sampling results identified concentrations of metals (specifically lead, total mercury, and zinc) that exceeded the Unrestricted Use SCO and the Protection of Ecological Resources SCO, and total chromium that exceeded the Unrestricted Use SCO for trivalent chromium and hexavalent chromium, the Residential Use SCO for hexavalent chromium, the Protection of Ecological Resources SCO for hexavalent chromium, and the Protection of Groundwater SCO for hexavalent chromium. Ransom's review of the data shows that the identified metals concentrations are comparable to the soil sampling results associated with the identified historic fill impacts on-Site (REC 9); therefore, it is more likely that fill materials below the building are the source of the metals concentrations. Further, although the identified metals concentrations exceed several NYSDEC SCOs, Ransom believes that these findings are not reportable to the NYSDEC since no known spill or release related to elevated metals concentrations was identified and concentrations do not exceed the standards for the current and proposed land use (Commercial). Based on these findings, Ransom concludes that no further action is warranted at this time provided the Site remains in Commercial use.

However, soil displaced during construction activities potentially containing elevated metals concentrations, and which will be disposed off-site, will require proper waste characterization testing and disposal at an appropriately licensed receiving facility.

REC 3 – Vehicle Storage Operations

Ransom did not identify areas of significant staining and/or evidence of impact associated with the vehicle storage operations; therefore, soil sampling was not completed at REC 3. Based on the lack of evidence of impact, Ransom does not recommend further investigation into the vehicle storage operations on-Site.

REC 4 – Inactive Oil-Fired Burner

Ransom was unable to complete subsurface soil investigation activities in the vicinity of the in-active oil-fired burner during the Phases II LSI activities due to the presence of underground utilities in this area. Although visual inspection of the surface conditions in the vicinity of the inactive oil-fired burner did not

identify breaches within the concrete slab, a significant layer of dust/potential waste ash was noted. Due to the likely presence of waste ash, which may contain heavy metals, Ransom recommends the proper removal and disposal of the inactive oil-fired burner in accordance with local, state, and federal regulations and cleaning of the dust/waste ash. Due to the inability to obtain analytical data and/or observe breaches to the floor slab beneath the inactive oil-fired burner, Ransom recommends the visual inspection of the floor slab after the slab is cleaned off and proper removal and disposal of the inactive oil-fired burner is completed. If a potential pathway to subsurface soils is identified, further investigation and/or action may be required.

REC 5 – Former 3,000-gallon Fuel Oil UST

Geophysical survey activities conducted on June 28, 2017 identified one subsurface metallic anomaly indicative of an UST in the presumed location of the former 3,000-gallon fuel oil UST, located on the northeast side of the Lot 30 Site Building, and appurtenant vent and product piping.

Subsequent soil sampling analysis did not identify concentrations of contaminants associated with fuel oil operations that exceeded the NYSDEC's most stringent SCOs. Based on the geophysical survey results and soil sampling analytical results completed as part of the subsurface investigation to evaluate potential impacts, Ransom concludes that gross impacts in connection with the UST are not present. However, it is possible that limited/residual impacts to the soil beneath and immediately surrounding the UST are possible. Prior to or concurrent with redevelopment, since the UST is within the footprint of the proposed CVS Pharmacy/Store, it should be properly removed and the immediately surrounding soil be assessed for evidence of a release (see Recommendations below).

REC 6 – Former 550-gallon Waste Oil UST

Geophysical survey activities conducted on June 28, 2017 did not identify a subsurface anomaly indicative of an UST in the presumed location of the former 550-gallon waste oil UST, located on the southeast exterior corner of the Lot 30 Site Building. Soil sampling analysis of soils collected at the presumed invert of the former 550-gallon waste oil UST identified concentrations of total chromium that exceeded the Unrestricted Use SCO for trivalent chromium and hexavalent chromium, the Residential Use SCO for hexavalent chromium, the Protection of Ecological Resources SCO for hexavalent chromium, and the Protection of Groundwater SCO for hexavalent chromium, and manganese that exceeded the Unrestricted Use SCO and the Protection of Ecological Resources SCO. Ransom's review of the data shows that the identified metals concentrations are not common constituents of concern for waste oil; therefore, it is more likely that fill materials used to backfill the UST grave are the source of these metals concentrations. Although the identified concentrations exceed various SCOs, Ransom believes that these findings are not reportable to the NYSDEC since no known spill or release of metals was identified and the concentrations do not exceed the standards for the current and proposed land use (Commercial). Based on these findings, Ransom concludes that no further action is warranted at this time provided the Site remains in Commercial use.

REC 7 – 55-gallon Waste Oil Drum Storage

Soil sampling analysis of subsurface soils collected beneath the former 55-gallon waste oil drum storage area identified metals concentrations (specifically lead and total mercury) that exceeded the Unrestricted Use SCO and the Protection of Ecological Resources SCO, and total chromium that exceeded the Unrestricted Use SCO and the Protection of Ecological Resources SCO for hexavalent chromium.

Ransom's review of the analytical data shows that the identified metals concentrations are comparable to the soil sampling results associated with the identified historic fill impacts on-Site (REC 9); therefore, it is more likely that fill materials below the building are the source of the metals concentrations and not the storage of 55-gallon waste oil drums. Although the identified concentrations exceed various SCOs, Ransom believes that these findings are not reportable to the NYSDEC since no known spill or release of metals was identified and the concentrations do not exceed the standards for the current and proposed land use (Commercial). Based on these findings, Ransom concludes that no further action is warranted at this time, provided the Site remains in Commercial Use.

REC 8A – Known Fuel Oil Use at Residential Building

Geophysical survey activities were conducted on June 28, 2017 on the Lot 30 portion of the Site; however, no evidence of an UST was identified. Soil analytical results identified concentrations of PAHs that exceeded the Unrestricted Use SCO, the Residential Use SCO, the Restricted Residential Use SCO, the Commercial Use SCO, and the Industrial Use SCO in the vicinity of the sealed fill pipe, presumably related to former fuel oil usage or possibly historic fill. Based on these findings, Ransom recommends further investigation with regard to the identified impacts. If related to a petroleum release, Ransom recommends the delineation and subsequent excavation/disposal of soils with concentrations that exceed the Commercial Use and Industrial Use SCO. If related to the historic fil materials, Ransom recommends proper soil management during construction activities (see recommendations below).

REC 8B – Former Residential Use

Between June 27, 2017 and June 29, 2017, Ransom conducted Site-wide geophysical survey activities to evaluate subsurface conditions for the presence of anomalies indicative of former structures, foundations, and/or previously unknown USTs. Geophysical survey results did not identify evidence of previously unknown USTs or septic systems at the Site; however, due to the limited nature of the geophysical survey, Ransom recognizes that they may be discovered during Site redevelopment activities. Therefore, Ransom recommends that in the case an underground heating oil tank and/or septic system is identified, they should be properly removed and disposed of in accordance with applicable local, state, and federal regulations. Ransom should be contacted immediately if evidence of impacts is identified in connection with a previously unidentified subsurface UST or septic system.

REC 9 – Potential Fill

During the course of the subsurface soil investigation activities, material indicative of historic fill, particularly the presence of red brick, was identified at depths ranging from 0.5 to 3.0 feet bgs within soil borings SB-14, SB-21, SB-22, and SB-24. Analysis of the soils in the vicinity of the historic fill identified concentrations of VOCs, metals, and pesticides that exceeded the most stringent NYSDEC SCOs, including four metals (arsenic, barium, copper, and lead) that exceeded the Commercial Use SCOs and/or the Industrial Use SCOs. Based on these findings, Ransom recommends further response actions with regards to the identified historic fill on-Site (i.e., engineering controls and a long-term Soil Management Plan for implementation during future subsurface work at the Site). Ransom understands that exceedances of the Commercial Use SCOs and/or the Industrial Use SCOs related to historic fill exist within the proposed building footprint and proposed detention basin area. Ransom notes that the fill material can be reused on-Site provided that it is being reused within other areas containing the identified historic fill. If off-site disposal is required, Ransom recommends that the fill material be characterized

and disposed of in accordance with applicable local, state, and federal regulations as well as accepting facility policies.

REC 10 – Potential Off-Site Sources

Groundwater sampling analytical results identified concentrations of VOCs, SVOCs, and lead that exceeded the NYSDEC AWQS for groundwater collected from temporary well points TWP-1 and TWP-2. Elevated concentrations indicative of gasoline impacts were identified within groundwater from both temporary well points. Based on these findings, Ransom concludes that off-Site sources of contamination have impacted/are impacting the groundwater conditions on-Site.

New York State does not have Vapor Intrusion (VI) groundwater screening levels developed for groundwater to evaluate for potential vapor concerns within structures. In the absence of these screening levels, Ransom compared the groundwater results to the New Jersey Department of Environmental Protection (NJDEP) VI Groundwater Screening Levels (GWSL) for those compounds that exceeded the NYSDEC AWQS in an effort to evaluate potential vapor intrusion into the proposed CVS building. The results of the comparison identified several compounds with concentrations identified in groundwater from TWP-1 and TWP-2 that exceeded the applicable NJDEP VI GWSLs. The locations of these two temporary well points are proximate to the proposed CVS building and represent a potential vapor intrusion concern. Ransom recommends the installation of a passive sub-slab mitigation system concurrent with future Site redevelopment activities.

However, groundwater displaced during construction activities, potentially containing elevated VOCs, SVOCs, and lead concentrations, will require proper management (e.g. treatment and discharge permit, or containment and disposal at an appropriately licensed receiving facility).

Preliminary Waste Characterization

Soil sampling analysis identified metals concentrations, including total chromium, lead, total mercury, and zinc, that exceeded the NYSDEC's most stringent SCOs, including the Unrestricted Use SCO, the Protection of Ecological Resources SCO, the Protection of Groundwater Use SCO, the Residential Use SCO, and/or the Restricted Residential Use SCO within the composite soil sample collected within the footprint of the proposed detention basin. Ransom's review of the data shows that the identified metals concentrations are likely associated with the identified historic fill impacts on-Site (REC 9), see above. For soil management purposes, any soil displaced during construction activities potentially containing elevated metals concentrations, and which will be disposed off-site, will require proper waste characterization testing and disposal at an appropriately licensed receiving facility.

<u>Recommendations</u>

Based on the findings and conclusions presented above, Ransom makes the following recommendations:

- Based on the investigative results, Ransom does not recommend further investigation of REC 1, REC 2C, REC 2E, REC 3, REC 5, REC 6 or REC 11.
- Ransom recommends the proper removal and disposal of the three-identified hydraulic lift control box units, hydraulically operated lifts, and associated hydraulic oil containment

systems within the Lot 30 Site Building according to local, state and federal regulations prior to or concurrent with Site redevelopment activities.

- Due to the identified PCB impacts within the proposed detention basin (REC 2D), Ransom recommends that, if displaced during Site redevelopment activities, any displaced PCB impacts in soil be disposed of off-Site, at an appropriately licensed receiving facility.
- Due to the likely presence of waste ash, which may contain heavy metals, Ransom recommends the proper removal and disposal of the inactive oil-fired burner (REC 4) in accordance with local, state, and federal regulations.
- Ransom recommends the visual inspection of the floor slab in the vicinity of the inactive oil-fired burner (REC 4) after cleaning and removal of the burner to evaluate potential impacts in this area.
- Ransom recommends that the suspect UST (REC 5) identified during the June 28, 2017 geophysical survey activities be properly removed and disposed off-site prior to, or concurrent with, redevelopment activities in accordance with applicable federal, state and local regulations. Although soil samples surrounding the UST did not exhibit impacts, the area beneath the UST could not be sampled due to the presence of the UST itself. If soils are observed as being impacted and/or soil analytical results indicate a release to Site soils, appropriate remedial action(s) should be taken, including but not limited to, notification to the NYSDEC, soil excavation, post-remediation soil sampling, groundwater investigation, and required reporting activities. If impacts above the NYSDEC's SCOs are further identified, further remedial action (e.g., soil removal, disposal, reporting, etc.) may be warranted.
- The 55-gallon drums (REC 7) present on-Site should be removed from the Site and properly disposed of prior to Site construction activities, and documentation of their disposal should be maintained with a copy provided to CVS.
- Soil analytical results identified elevated concentrations of PAHs in the vicinity of a sealed fill pipe on the eastern exterior of the Lot 26 Site Building (REC 8A) and the wall-mounted hydraulic fluid reservoir piping associated with the hydraulic lift system within Bay 4 of the Lot 30 Site Building (REC 2B). Ransom recommends further investigation of REC 2B and REC 8A prior to notification to the NYSDEC for these identified impacts in an effort to determine if they are related to a petroleum discharge, or historic fill. If determined to be the result of a petroleum discharge, Ransom recommends the delineation, excavation and disposal of soils with concentrations that exceed the Commercial Use and/or Industrial Use SCOs prior to or concurrent with the Site redevelopment activities that were identified in conjunction with the known fuel oil use at the Lot 26 Site Building (REC 8A) and hydraulic oil at the Lot 30 Site Building (REC 2B). However, if related to historic fill, Ransom recommends proper soil management activities. Specifically, if displaced during construction, reuse on-Site at other historic fill areas is appropriate, as historic fill was observed across the Site from grade to at least three feet below grade; however, if the material is geotechnically unsuitable or it is determined to be excess, the impacted soils should be properly characterized and disposed of at an appropriately licensed facility.
- It is Ransom's opinion that the identified metals exceedances of the Commercial Use SCOs and/or the Industrial Use SCOs (i.e., arsenic, barium, copper, and lead) are related to historic fill materials. Based on these findings and since fill materials were identified across the Site,

Ransom recommends further response actions. Although not necessarily a reportable condition to the NYSDEC, Ransom recommends implementing engineering controls and a long-term Soil Management Plan, where the engineering controls will include construction of the proposed Site building, parking lot/drives and other construction features that will serve as a cap for the contaminated fill (i.e., asphalt paving, landscaping, concrete sidewalk, and building slab). The contaminated fill may remain on-Site or be reused on-Site provided that they are geotechnically suitable and the engineering controls are carried out.

- Ransom recommends that fill material displaced during Site redevelopment activities, which cannot be reused on-Site, be properly tested and managed for off-site beneficial reuse and/or tested for waste characterization parameters and disposed of in accordance with applicable local, state, and federal regulations, as well as accepting facility policies.

- It is Ransom's opinion that the identified VOCs, SVOCs, and lead impacts in groundwater (REC 10) are likely a result of off-Site sources of contamination, and likely not attributable to current and/or former on-Site automotive service operations. Groundwater was encountered during Phase II LSI activities at approximately 8 feet bgs. Based on the identified groundwater impacts, Ransom recommends the implementation of a Groundwater Management Plan (GMP) in the event that Site redevelopment activities extend beyond approximately 7 feet bgs.

- Based on the identified VOC groundwater impacts, likely attributable to off-Site groundwater impacts (REC 10), Ransom recommends the installation of a passive sub-slab vapor mitigation system concurrent with future Site redevelopment activities.

- Due to the identified PAHs and metals on-Site, Ransom recommends that a Soil Management Plan (SMP) be developed to properly manage soils displaced during remediation activities, demolition, and/or Site redevelopment activities that will be exported from the Site.

- Although no indication of a septic system(s) or other suspect UST(s) was identified, they may be discovered during Site redevelopment due to the geophysical survey limitations. Therefore, Ransom recommends that, in the case an underground tank and/or a septic tank is identified, they should be properly removed and disposed of in accordance with applicable federal, state and local regulations.

- Based on the identified exceedances of the Unrestricted and Residential Use SCOs, soils planned for export will require additional waste characterization testing, depending on the requirements of the receiving site or facility. The limited nature of our Phase II LSI, and the associated analytical testing, does not authorize exported soils being used for unrestricted reuse; therefore, exported soils are not considered to be certified clean fill material at this time.

- All on-Site drainage structures, including septic system components and storm water drainage structures (catch basins, dry wells, etc.), that will not be reused as part of the Site redevelopment should be properly decommissioned in accordance with applicable regulations.

If you have any questions regarding this letter report, please do not hesitate to call.

Sincerely,
RANSOM CONSULTING, INC.

Lauren Rojewski
2017-08-16
08:32+20:00

Lauren Rojewski
Environmental Scientist

Kimberly Skibo
2017-08-16
08:46-04:00

Kimberly Skibo
Project Manager

Brian R. Pettingill, P.G.
Senior Project Manager/CVS Program Manager

Attachments

TABLES

Table 1 – Soil Sampling Analytical Results
Table 2 – Groundwater Sampling Analytical Results

Phase II Limited Subsurface Investigation
Proposed CVS Pharmacy/Store No. 10386
13 Culver Street and 372 Riverdale Avenue
Section 1, Block 129, Lots 26 and 30
City of Yonkers, Westchester County, New York

TABLE 1
Soil Sampling Analytical Results
Proposed CVS/Pharmacy Store No. 10386
13 Culver Street and 372 Riverdale Avenue
City of Yonkers, Westchester County, New York

Sample ID	NYSDEC Unrestricted Use Soil Cleanup Objective (mg/kg)	NYSDEC Residential Use Soil Cleanup Objective (mg/kg)	NYSDEC Restricted Residential Use Soil Cleanup Objective (mg/kg)	NYSDEC Commercial Use Soil Cleanup Objective (mg/kg)	NYSDEC Industrial Use Soil Cleanup Objective (mg/kg)	NYSDEC Protection of Ecological Resources Soil Cleanup Objective (mg/kg)	NYSDEC Protection of Groundwater Soil Cleanup Objective (mg/kg)	SB-1			SB-2			SB-3			SB-6A			SB-6B			SB-7			SB-8A			SB-8B		
Lab ID								AC98694-009			AC98737-001			AC98711-005			AC98737-002			AC98737-003			AC98694-001			AC98694-002			AC98694-003		
Date								6/27/2017			6/29/2017			6/27/2017			6/29/2017			6/29/2017			6/27/2017			6/27/2017			6/27/2017		
Matrix								Soil			Soil			Soil			Soil			Soil			Soil			Soil			Soil		
Depth (feet bgs)								3.0-3.5			0.5-1.0			0.5-1.0			0.5-1.0			8.0-8.5			8.5-9.0			0.5-1.0			8.0-8.5		
Units								mg/Kg			mg/Kg			mg/Kg			mg/Kg			mg/Kg			mg/Kg			mg/Kg			mg/Kg		
								Result	Q	RL	Result	Q	RL	Result	Q	RL	Result	Q	RL	Result	Q	RL	Result	Q	RL	Result	Q	RL	Result	Q	RL
Volatile Organic Compounds (VOCs)																															
1,1,1-Trichloroethane	0.68	100	100	500	1,000	-	0.68		U	0.0025		U	0.0024		U	0.0022		U	0.0024		U	0.0021		U	0.0023		U	0.0025		U	0.002
1,1,2,2-Tetrachloroethane	-	-	-	-	-	-	-		U	0.0025		U	0.0024		U	0.0022		U	0.0024		U	0.0021		U	0.0023		U	0.0025		U	0.002
1,1,2-Trichloro-1,2,2-trifluoroethane	-	-	-	-	-	-	-		U	0.0025		U	0.0024		U	0.0022		U	0.0024		U	0.0021		U	0.0023		U	0.0025		U	0.0020
1,1,2-Trichloroethane	-	-	-	-	-	-	-		U	0.0025		U	0.0024		U	0.0022		U	0.0024		U	0.0021		U	0.0023		U	0.0025		U	0.0020
1,1-Dichloroethane	0.27	19	26	240	480	-	0.27		U	0.0025		U	0.0024		U	0.0022		U	0.0024		U	0.0021		U	0.0023		U	0.0025		U	0.0020
1,1-Dichloroethene	0.33	100	100	500	1,000	-	0.33		U	0.0025		U	0.0024		U	0.0022		U	0.0024		U	0.0021		U	0.0023		U	0.0025		U	0.0020
1,2,3-Trichlorobenzene	-	-	-	-	-	-	-		U	0.0025		U	0.0024		U	0.0022		U	0.0024		U	0.0021		U	0.0023		U	0.0025		U	0.0020
1,2,4-Trichlorobenzene	-	-	-	-	-	-	-		U	0.0025		U	0.0024		U	0.0022		U	0.0024		U	0.0021		U	0.0023		U	0.0025		U	0.0020
1,2,4-Trimethylbenzene	3.6	47	52	190	380	-	3.6		U	0.0012		U	0.0012		U	0.0011		U	0.0012		U	0.0011		U	0.0011		U	0.0012		U	0.0010
1,2-Dibromo-3-chloropropane	-	-	-	-	-	-	-		U	0.0025		U	0.0024		U	0.0022		U	0.0024		U	0.0021		U	0.0023		U	0.0025		U	0.0020
1,2-Dibromoethane	-	-	-	-	-	-	-		U	0.0012		U	0.0012		U	0.0011		U	0.0012		U	0.0011		U	0.0011		U	0.0012		U	0.0010
1,2-Dichlorobenzene	1.10	100	100	500	1,000	-	1.1		U	0.0025		U	0.0024		U	0.0022		U	0.0024		U	0.0021		U	0.0023		U	0.0025		U	0.0020
1,2-Dichloroethane	0.02	2.3	3.1	30	60	10	0.02		U	0.0025		U	0.0024		U	0.0022		U	0.0024		U	0.0021		U	0.0023		U	0.0025		U	0.0020
1,2-Dichloropropane	-	-	-	-	-	-	-		U	0.0025		U	0.0024		U	0.0022		U	0.0024		U	0.0021		U	0.0023		U	0.0025		U	0.0020
1,3,5-Trimethylbenzene	8.4	47	52	190	380	-	8.4		U	0.0012		U	0.0012		U	0.0011		U	0.0012		U	0.0011		U	0.0011		U	0.0012		U	0.0010
1,3-Dichlorobenzene	2.4	17	49	280	560	-	0.19		U	0.0025		U	0.0024		U	0.0022		U	0.0024		U	0.0021		U	0.0023		U	0.0025		U	0.0020
1,4-Dichlorobenzene	1.8	9.8	13	130	250	20	1.8		U	0.0025		U	0.0024		U	0.0022		U	0.0024		U	0.0021		U	0.0023		U	0.0025		U	0.0020
1,4-Dioxane	0.1	9.8	13	130	250	0.1	0.1		U	0.12		U	0.12		U	0.11		U	0.12		U	0.11		U	0.11		U	0.12		U	0.10
2-Butanone	0.12	100	100	500	1,000	100	0.12		U	0.0025		U	0.0024		U	0.0022		U	0.0024		U	0.0021		U	0.0023		U	0.0025		U	0.0020
2-Hexanone	-	-	-	-	-	-	-		U	0.0025		U	0.0024		U	0.0022		U	0.0024		U	0.0021		U	0.0023		U	0.0025		U	0.0020
4-Isopropyltoluene	-	-	-	-	-	-	-		U	0.0012		U	0.0012		U	0.0011		U	0.0012		U	0.0011		U	0.0011		U	0.0012		U	0.0010
4-Methyl-2-pentanone	-	-	-	-	-	-	-		U	0.0025		U	0.0024		U	0.0022		U	0.0024		U	0.0021		U	0.0023		U	0.0025		U	0.0020
Acetone	0.05	100	100	500	1,000	2.2	0.05		U	0.012		U	0.012		U	0.011		U	0.012		U	0.011		U	0.011		U	0.012		U	0.010
Benzene	0.06	2.9	4.8	44	89	70	0.06		U	0.0012		U	0.0012		U	0.0011		U	0.0012		U	0.0011		U	0.0011		U	0.0012		U	0.0010
Bromochloromethane	-	-	-	-	-	-	-		U	0.0025		U	0.0024		U	0.0022		U	0.0024		U	0.0021		U	0.0023		U	0.0025		U	0.0020
Bromodichloromethane	-	-	-	-	-	-	-		U	0.0025		U	0.0024		U	0.0022		U	0.0024		U	0.0021		U	0.0023		U	0.0025		U	0.0020
Bromoform	-	-	-	-	-	-	-		U	0.0025		U	0.0024		U	0.0022		U	0.0024		U	0.0021		U	0.0023		U	0.0025		U	0.0020
Bromomethane	-	-	-	-	-	-	-		U	0.0025		U	0.0024		U	0.0022		U	0.0024		U	0.0021		U	0.0023		U	0.0025		U	0.0020
Carbon disulfide	-	-	-	-	-	-	-		U	0.0025		U	0.0024		U	0.0022		U	0.0024		U	0.0021		U	0.0023		U	0.0025		U	0.0020
Carbon tetrachloride	0.76	1.4	2.4	22	44	-	0.76		U	0.0025		U	0.0024		U	0.0022		U	0.0024		U	0.0021		U	0.0023		U	0.0025		U	0.0020
Chlorobenzene	1.1	100	100	500	1,000	40	1.1		U	0.0025		U	0.0024		U	0.0022		U	0.0024		U	0.0021		U	0.0023		U	0.0025		U	0.0020
Chloroethane	-	-	-	-	-	-	-		U	0.0025		U	0.0024		U	0.0022		U	0.0024		U	0.0021		U	0.0023		U	0.0025		U	0.0020
Chloroform	0.37	10	49	350	700	12	0.37		U	0.0025		U	0.0024		U	0.0022		U	0.0024		U	0.0021		U	0.0023		U	0.0025		U	0.0020
Chloromethane	-	-	-	-	-	-	-		U	0.0025		U	0.0024		U	0.0022		U	0.0024		U	0.0021		U	0.0023		U	0.0025		U	0.0020
cis-1,2-Dichloroethene	0.25	59	100	500	1,000	-	0.25		U	0.0025		U	0.0024		U	0.0022		U	0.0024		U	0.0021		U	0.0023		U	0.0025		U	0.0020
cis-1,3-Dichloropropene	-	-	-	-	-	-	-		U	0.0025		U	0.0024		U	0.0022		U	0.0024		U	0.0021		U	0.0023		U	0.0025		U	0.0020
Cyclohexane	-	-	-	-	-	-	-		U	0.0025		U	0.0024		U	0.0022		U	0.0024		U	0.0021		U	0.0023		U	0.0025		U	0.0020
Dibromochloromethane	-	-	-	-	-	-	-		U	0.0025		U	0.0024		U	0.0022		U	0.0024		U	0.0021		U	0.0023		U	0.0025		U	0.0020
Dichlorodifluoromethane	-	-	-	-	-	-	-		U	0.0025		U	0.0024		U	0.0022		U	0.0024		U	0.0021		U	0.0023		U	0.0025		U	0.0020
Ethylbenzene	1	30	41	390	780	-	1		U	0.0012		U	0.0012		U	0.0011		U	0.0012		U	0.0011		U	0.0011		U	0.0012		U	0.0010
Isopropylbenzene	-	-	-	-	-	-	-		U	0.0012		U	0.0012		U	0.0011		U	0.0012		U	0.0011		U	0.0011		U	0.0012		U	0.0010
m&p-Xylenes	-	-	-	-	-	-	-		U	0.0012		U	0.0012		U	0.0011		U	0.0012		U	0.0011		U	0.0011		U	0.0012		U	0.0010
Methyl Acetate	-	-	-	-	-	-	-		U	0.0025		U	0.0024		U	0.0022		U	0.0024		U	0.0021		U	0.0023		U	0.0025		U	0.0020
Methylcyclohexane	-	-	-	-	-	-	-		U	0.0025		U	0.0024		U	0.0022		U	0.0024		U	0.0021		U	0.0023		U	0.0025		U	0.0020
Methylene chloride	0.05	51	100	500	1,000	12	0.05		U	0.0025		U	0.0024		U	0.0022		U	0.0024		U	0.0021		U	0.0023		U	0.0025		U	0.0020
Methyl-t-butyl ether	0.93	62	100	500	1,000	-	0.93		U	0.0012		U	0.0012		U	0.0011		U	0.0012		U	0.0011		U	0.0011		U	0.0012		U	0.0010
n-Butylbenzene	12	-	-	-	-	-	-		U	0.0012		U	0.0012		U	0.0011		U	0.0012		U	0.0011		U	0.0011		U	0.0012		U	0.0010
n-Propylbenzene	3.9	100	100	500	1,000	-	3.9		U	0.0012		U	0.0012		U	0.0011		U	0.0012		U	0.0011		U	0.0011		U	0.0012		U	0.0010
o-Xylene	-	-	-	-	-	-	-		U	0.0012		U	0.0012		U	0.0011		U	0.0012		U	0.0011		U	0.0011		U	0.0012		U	0.0010
sec-Butylbenzene	11	100	100	500	1,000	-	11		U	0.0012		U	0.0012		U	0.0011		U	0.0012		U	0.0011		U	0.0011		U	0.0012		U	0.0010
Styrene	-	-	-	-	-	-	-		U	0.0025		U	0.0024		U	0.0022		U	0.0024		U	0.0021		U	0.0023		U	0.0025		U	0.0020
t-Butylbenzene	5.9	100	100	500	1,000	-	5.9		U	0.0012		U	0.0012		U	0.0011		U	0.0012		U	0.0011		U	0.0011		U	0.0012		U	0.0010

TABLE 1
Soil Sampling Analytical Results
Proposed CVS/Pharmacy Store No. 10386
13 Culver Street and 372 Riverdale Avenue
City of Yonkers, Westchester County, New York

Sample ID	NYSDEC Unrestricted Use Soil Cleanup Objective (mg/kg)	NYSDEC Residential Use Soil Cleanup Objective (mg/kg)	NYSDEC Restricted Residential Use Soil Cleanup Objective (mg/kg)	NYSDEC Commercial Use Soil Cleanup Objective (mg/kg)	NYSDEC Industrial Use Soil Cleanup Objective (mg/kg)	NYSDEC Protection of Ecological Resources Soil Cleanup Objective (mg/kg)	NYSDEC Protection of Groundwater Soil Cleanup Objective (mg/kg)	SB-1			SB-2			SB-3			SB-6A			SB-6B			SB-7			SB-8A			SB-8B		
Lab ID								AC98694-009			AC98737-001			AC98711-005			AC98737-002			AC98737-003			AC98694-001			AC98694-002			AC98694-003		
Date								6/27/2017			6/29/2017			6/27/2017			6/29/2017			6/29/2017			6/27/2017			6/27/2017			6/27/2017		
Matrix								Soil			Soil			Soil			Soil			Soil			Soil			Soil			Soil		
Depth (feet bgs)								3.0-3.5			0.5-1.0			0.5-1.0			0.5-1.0			8.0-8.5			8.5-9.0			0.5-1.0			8.0-8.5		
Units								mg/Kg			mg/Kg			mg/Kg			mg/Kg			mg/Kg			mg/Kg			mg/Kg			mg/Kg		
								Result	Q	RL	Result	Q	RL	Result	Q	RL	Result	Q	RL	Result	Q	RL	Result	Q	RL	Result	Q	RL	Result	Q	RL
Volatile Organic Compounds (VOCs) continued																															
Tetrachloroethene	1.3	5.5	19	150	300	2	1.3		U	0.0025		U	0.0024		U	0.0022		U	0.0024		U	0.0021		U	0.0023		U	0.0025		U	0.0020
Toluene	0.7	100	100	500	1,000	36	0.7		U	0.0012		U	0.0012		U	0.0011		U	0.0012		U	0.0011		U	0.0011		U	0.0012		U	0.0010
trans-1,2-Dichloroethene	0.19	100	100	500	1,000	-	0.19		U	0.0025		U	0.0024		U	0.0022		U	0.0024		U	0.0021		U	0.0023		U	0.0025		U	0.0020
trans-1,3-Dichloropropene	-	-	-	-	-	-	-		U	0.0025		U	0.0024		U	0.0022		U	0.0024		U	0.0021		U	0.0023		U	0.0025		U	0.0020
Trichloroethene	0.47	10	21	200	400	2	0.47		U	0.0025		U	0.0024		U	0.0022		U	0.0024		U	0.0021		U	0.0023		U	0.0025		U	0.0020
Trichlorofluoromethane	-	-	-	-	-	-	-		U	0.0025		U	0.0024		U	0.0022		U	0.0024		U	0.0021		U	0.0023		U	0.0025		U	0.0020
Vinyl chloride	0.02	0.21	0.90	13	27	-	0.02		U	0.0025		U	0.0024		U	0.0022		U	0.0024		U	0.0021		U	0.0023		U	0.0025		U	0.0020
Xylenes (Total)	0.26	100	100	500	1,000	0.26	1.6		U	0.0012		U	0.0012		U	0.0011		U	0.0012		U	0.0011		U	0.0011		U	0.0012		U	0.0010
Total VOC TICs	-	-	-	-	-	-	-	NA			NA			NA			NA			NA			NA			NA			NA		
Semi-Volatile Organic Compounds (SVOCs)																															
1,1'-Biphenyl	-	-	-	-	-	-	-		U	0.038		U	0.038		U	0.039	NA			NA			NA			NA			NA		
1,2,4,5-Tetrachlorobenzene	-	-	-	-	-	-	-		U	0.038		U	0.038		U	0.039	NA			NA			NA			NA			NA		
2,3,4,6-Tetrachlorophenol	-	-	-	-	-	-	-		U	0.038		U	0.038		U	0.039	NA			NA			NA			NA			NA		
2,4,5-Trichlorophenol	-	-	-	-	-	-	-		U	0.038		U	0.038		U	0.039	NA			NA			NA			NA			NA		
2,4,6-Trichlorophenol	-	-	-	-	-	-	-		U	0.038		U	0.038		U	0.039	NA			NA			NA			NA			NA		
2,4-Dichlorophenol	-	-	-	-	-	-	-		U	0.0095		U	0.0096		U	0.0098	NA			NA			NA			NA			NA		
2,4-Dimethylphenol	-	-	-	-	-	-	-		U	0.0095		U	0.0096		U	0.0098	NA			NA			NA			NA			NA		
2,4-Dinitrophenol	-	-	-	-	-	-	-		U	0.19		U	0.19		U	0.2	NA			NA			NA			NA			NA		
2,4-Dinitrotoluene	-	-	-	-	-	-	-		U	0.038		U	0.038		U	0.039	NA			NA			NA			NA			NA		
2,6-Dinitrotoluene	-	-	-	-	-	-	-		U	0.038		U	0.038		U	0.039	NA			NA			NA			NA			NA		
2-Chloronaphthalene	-	-	-	-	-	-	-		U	0.038		U	0.038		U	0.039	NA			NA			NA			NA			NA		
2-Chlorophenol	-	-	-	-	-	-	-		U	0.038		U	0.038		U	0.039	NA			NA			NA			NA			NA		
2-Methylnaphthalene	-	-	-	-	-	-	-		U	0.038		U	0.038		U	0.039		U	0.039		U	0.04		U	0.038		U	0.038		U	0.039
2-Methylphenol	0.33	100	100	500	1000	-	0.33		U	0.0095		U	0.0096		U	0.0098	NA			NA			NA			NA			NA		
2-Nitroaniline	-	-	-	-	-	-	-		U	0.038		U	0.038		U	0.039	NA			NA			NA			NA			NA		
2-Nitrophenol	-	-	-	-	-	-	-		U	0.038		U	0.038		U	0.039	NA			NA			NA			NA			NA		
3&4-Methylphenol	34*	34*	100	500	1000	-	0.33		U	0.0095		U	0.0096		U	0.0098	NA			NA			NA			NA			NA		
3,3'-Dichlorobenzidine	-	-	-	-	-	-	-		U	0.038		U	0.038		U	0.039	NA			NA			NA			NA			NA		
3-Nitroaniline	-	-	-	-	-	-	-		U	0.038		U	0.038		U	0.039	NA			NA			NA			NA			NA		
4,6-Dinitro-2-methylphenol	-	-	-	-	-	-	-		U	0.19		U	0.19		U	0.2	NA			NA			NA			NA			NA		
4-Bromophenyl-phenylether	-	-	-	-	-	-	-		U	0.038		U	0.038		U	0.039	NA			NA			NA			NA			NA		
4-Chloro-3-methylphenol	-	-	-	-	-	-	-		U	0.038		U	0.038		U	0.039	NA			NA			NA			NA			NA		
4-Chloroaniline	-	-	-	-	-	-	-		U	0.0095		U	0.0096		U	0.0098	NA			NA			NA			NA			NA		
4-Chlorophenyl-phenylether	-	-	-	-	-	-	-		U	0.038		U	0.038		U	0.039	NA			NA			NA			NA			NA		
4-Nitroaniline	-	-	-	-	-	-	-		U	0.038		U	0.038		U	0.039	NA			NA			NA			NA			NA		
4-Nitrophenol	-	-	-	-	-	-	-		U	0.038		U	0.038		U	0.039	NA			NA			NA			NA			NA		
Acenaphthene	20	100	100	500	1000	20	98		U	0.038		U	0.038		U	0.039	0.057		0.039		U	0.04		U	0.038		U	0.038		U	0.039
Acenaphthylene	100	100	100	500	1000	-	107	0.051		0.038	0.048		0.038		U	0.039	0.079		0.039		U	0.04		U	0.038	0.049		0.038		U	0.039
Acetophenone	-	-	-	-	-	-	-		U	0.038		U	0.038		U	0.039	NA			NA			NA			NA			NA		
Anthracene	100	100	100	500	1000	-	1000	0.1		0.038	0.07		0.038		U	0.039	0.15		0.039		U	0.04		U	0.038	0.097		0.038		U	0.039
Atrazine	-	-	-	-	-	-	-		U	0.038		U	0.038		U	0.039	NA			NA			NA			NA			NA		
Benzaldehyde	-	-	-	-	-	-	-		U	0.038		U	0.038		U	0.039	NA			NA			NA			NA			NA		
Benzo[a]anthracene	1	1	1	5.6	11	-	1	0.6		0.038	0.44		0.038		U	0.039	0.63		0.039		U	0.04		U	0.038	0.52		0.038		U	0.039
Benzo[a]pyrene	1	1	1	1	1.1	2.6	22	0.5		0.038	0.45		0.038		U	0.039	0.68		0.039		U	0.04		U	0.038	0.5		0.038		U	0.039
Benzo[b]fluoranthene	1	1	1	5.6	11	-	1.7	0.73		0.038	0.59		0.038		U	0.039	1		0.039		U	0.04		U	0.038	0.7		0.038		U	0.039
Benzo[g,h,i]perylene	100	100	100	500	1000	-	1.7	0.31		0.038	0.33		0.038		U	0.039	0.5		0.039		U	0.04		U	0.038	0.33		0.038		U	0.039
Benzo[k]fluoranthene	0.8	1	3.9	56	100	-	1.7	0.26		0.038	0.21		0.038		U	0.039	0.29		0.039		U	0.04		U	0.038	0.18		0.038		U	0.039
bis(2-Chloroethoxy)methane	-	-	-	-	-	-	-		U	0.038		U	0.038		U	0.039	NA			NA			NA			NA			NA		
bis(2-Chloroethyl)ether	-	-	-	-	-	-	-		U	0.0095		U	0.0096		U	0.0098	NA			NA			NA			NA			NA		
bis(2-Chloroisopropyl)ether	-	-	-	-	-	-	-		U	0.038		U	0.038		U	0.039	NA			NA			NA			NA			NA		
bis(2-Ethylhexyl)phthalate	-	-	-	-	-	-	-	0.083		0.038	0.042		0.038		U	0.039	NA			NA			NA			NA			NA		
Butylbenzylphthalate	-	-	-	-	-	-	-		U	0.038		U	0.038		U	0.039	NA			NA			NA			NA			NA		

TABLE 1
Soil Sampling Analytical Results
Proposed CVS/Pharmacy Store No. 10386
13 Culver Street and 372 Riverdale Avenue
City of Yonkers, Westchester County, New York

Sample ID	NYSDEC Unrestricted Use Soil Cleanup Objective (mg/kg)	NYSDEC Residential Use Soil Cleanup Objective (mg/kg)	NYSDEC Restricted Residential Use Soil Cleanup Objective (mg/kg)	NYSDEC Commercial Use Soil Cleanup Objective (mg/kg)	NYSDEC Industrial Use Soil Cleanup Objective (mg/kg)	NYSDEC Protection of Ecological Resources Soil Cleanup Objective (mg/kg)	NYSDEC Protection of Groundwater Soil Cleanup Objective (mg/kg)	SB-1			SB-2			SB-3			SB-6A			SB-6B			SB-7			SB-8A			SB-8B		
Lab ID								AC98694-009			AC98737-001			AC98711-005			AC98737-002			AC98737-003			AC98694-001			AC98694-002			AC98694-003		
Date								6/27/2017			6/29/2017			6/27/2017			6/29/2017			6/29/2017			6/27/2017			6/27/2017			6/27/2017		
Matrix								Soil			Soil			Soil			Soil			Soil			Soil			Soil			Soil		
Depth (feet bgs)								3.0-3.5			0.5-1.0			0.5-1.0			0.5-1.0			8.0-8.5			8.5-9.0			0.5-1.0			8.0-8.5		
Units								mg/Kg			mg/Kg			mg/Kg			mg/Kg			mg/Kg			mg/Kg			mg/Kg			mg/Kg		
								Result	Q	RL	Result	Q	RL	Result	Q	RL	Result	Q	RL	Result	Q	RL	Result	Q	RL	Result	Q	RL	Result	Q	RL
Semi-Volatile Organic Compounds (SVOCs) continued																															
Caprolactam	-	-	-	-	-	-	-		U	0.038		U	0.038		U	0.039	NA			NA			NA			NA			NA		
Carbazole	-	-	-	-	-	-	-	0.058		0.038		U	0.038		U	0.039	NA			NA			NA			NA			NA		
Chrysene	1	1	3.9	56	110	-	1	0.61		0.038	0.43		0.038		U	0.039	0.77		0.039		U	0.04		U	0.038	0.53		0.038		U	0.039
Dibenzo[a,h]anthracene	0.33	0.33	0.33	0.56	1.1	-	1000	0.12		0.038	0.11		0.038		U	0.039	0.17		0.039		U	0.04		U	0.038	0.12		0.038		U	0.039
Dibenzofuran	-	-	-	-	-	-	-	0.014		0.0095		U	0.0096		U	0.0098	NA			NA			NA			NA			NA		
Diethylphthalate	-	-	-	-	-	-	-		U	0.038		U	0.038		U	0.039	NA			NA			NA			NA			NA		
Dimethylphthalate	-	-	-	-	-	-	-		U	0.038		U	0.038		U	0.039	NA			NA			NA			NA			NA		
Di-n-butylphthalate	-	-	-	-	-	-	-	0.02		0.0095		U	0.0096		U	0.0098	NA			NA			NA			NA			NA		
Di-n-octylphthalate	-	-	-	-	-	-	-		U	0.038		U	0.038		U	0.039	NA			NA			NA			NA			NA		
Fluoranthene	100	100	100	500	1000	-	1000	1.1		0.038	0.74		0.038		U	0.039	1.3		0.039		U	0.04		U	0.038	0.85		0.038		U	0.039
Fluorene	30	100	100	500	1000	30	386		U	0.038		U	0.038		U	0.039	0.053		0.039		U	0.04		U	0.038		U	0.038		U	0.039
Hexachlorobenzene	-	-	-	-	-	-	-		U	0.038		U	0.038		U	0.039	NA			NA			NA			NA			NA		
Hexachlorobutadiene	-	-	-	-	-	-	-		U	0.038		U	0.038		U	0.039	NA			NA			NA			NA			NA		
Hexachlorocyclopentadiene	-	-	-	-	-	-	-		U	0.089		U	0.09		U	0.092	NA			NA			NA			NA			NA		
Hexachloroethane	-	-	-	-	-	-	-		U	0.038		U	0.038		U	0.039	NA			NA			NA			NA			NA		
Indeno[1,2,3-cd]pyrene	0.5	0.5	0.5	5.6	11	-	8.2	0.3		0.038	0.28		0.038		U	0.039	0.47		0.039		U	0.04		U	0.038	0.29		0.038		U	0.039
Isophorone	-	-	-	-	-	-	-		U	0.038		U	0.038		U	0.039	NA			NA			NA			NA			NA		
Naphthalene	12	100	100	500	1000	-	12	0.014		0.0095		U	0.0096		U	0.0098	0.021		0.0098		U	0.0099		U	0.0096	0.013		0.0096		U	0.0098
Nitrobenzene	-	-	-	-	-	-	-		U	0.038		U	0.038		U	0.039	NA			NA			NA			NA			NA		
N-Nitroso-di-n-propylamine	-	-	-	-	-	-	-		U	0.0095		U	0.0096		U	0.0098	NA			NA			NA			NA			NA		
N-Nitrosodiphenylamine	-	-	-	-	-	-	-		U	0.038		U	0.038		U	0.039	NA			NA			NA			NA			NA		
Pentachlorophenol	0.8	100	100	500	1000	-	1000		U	0.19		U	0.19		U	0.2	NA			NA			NA			NA			NA		
Phenanthrene	100	100	100	50	1000	-	1000	0.47		0.038	0.28		0.038		U	0.039	0.86		0.039		U	0.04		U	0.038	0.39		0.038		U	0.039
Phenol	0.33	-	-	-	-	-	-		U	0.038		U	0.038		U	0.039	NA			NA			NA			NA			NA		
Pyrene	100	100	100	500	1000	-	1000	1.1		0.038	0.77		0.038		U	0.039	1.3		0.039		U	0.04		U	0.038	1		0.038		U	0.039
Total SVOC TICs	-	-	-	-	-	-	-	NA			NA			NA			NA			NA			NA			NA			NA		

TABLE 1
Soil Sampling Analytical Results
Proposed CVS/Pharmacy Store No. 10386
13 Culver Street and 372 Riverdale Avenue
City of Yonkers, Westchester County, New York

Sample ID	NYSDEC Unrestricted Use Soil Cleanup Objective (mg/kg)	NYSDEC Residential Use Soil Cleanup Objective (mg/kg)	NYSDEC Restricted Residential Use Soil Cleanup Objective (mg/kg)	NYSDEC Commercial Use Soil Cleanup Objective (mg/kg)	NYSDEC Industrial Use Soil Cleanup Objective (mg/kg)	NYSDEC Protection of Ecological Resources Soil Cleanup Objective (mg/kg)	NYSDEC Protection of Groundwater Soil Cleanup Objective (mg/kg)	SB-1			SB-2			SB-3			SB-6A			SB-6B			SB-7			SB-8A			SB-8B		
Lab ID								AC98694-009			AC98737-001			AC98711-005			AC98737-002			AC98737-003			AC98694-001			AC98694-002			AC98694-003		
Date								6/27/2017			6/29/2017			6/27/2017			6/29/2017			6/29/2017			6/27/2017			6/27/2017			6/27/2017		
Matrix								Soil			Soil			Soil			Soil			Soil			Soil			Soil			Soil		
Depth (feet bgs)								3.0-3.5			0.5-1.0			0.5-1.0			0.5-1.0			8.0-8.5			8.5-9.0			0.5-1.0			8.0-8.5		
Units								mg/Kg			mg/Kg			mg/Kg			mg/Kg			mg/Kg			mg/Kg			mg/Kg			mg/Kg		
								Result	Q	RL	Result	Q	RL	Result	Q	RL	Result	Q	RL	Result	Q	RL	Result	Q	RL	Result	Q	RL	Result	Q	RL
Metals																															
Aluminum	-	-	-	-	-	-	-	9,600		230	11,000		230	10,000		240	NA			NA			NA			NA			NA		
Antimony	-	-	-	-	-	-	-		U	0.91		U	0.92		U	0.94	NA			NA			NA			NA			NA		
Arsenic	13	16	16	16	16	13	16	5.3		0.23	6.6		0.23	1.7		0.24	NA			NA			NA			NA			NA		
Barium	350	350	400	400	10,000	433	820	***360***		11	160		11	76		12	NA			NA			NA			NA			NA		
Beryllium	7.2	14	72	590	2,700	10	47	0.33		0.23	0.44		0.23	0.33		0.24	NA			NA			NA			NA			NA		
Cadmium	2.5	2.5	4.3	9.3	60	4	7.5	1.9		0.45	1.2		0.46		U	0.47	NA			NA			NA			NA			NA		
Calcium	-	-	-	-	-	-	-	24,000		1,100	8,300		1,100	1,500		1,200	NA			NA			NA			NA			NA		
Total Chromium*	30/1	36/22	180/110	1,500/400	6,800/800	41/1	-/19	**78**		5.7	**23**		5.7	***17***		5.9	NA			NA			NA			NA			NA		
Cobalt	-	-	-	-	-	-	-	8.2		2.8	7.7		2.9	5.4		2.9	NA			NA			NA			NA			NA		
Copper	50	270	270	270	10,000	50	1,720	***69***		5.7	***61***		5.7	13		5.9	NA			NA			NA			NA			NA		
Iron	-	-	-	-	-	-	-	22,000		230	19,000		230	15,000		240	NA			NA			NA			NA			NA		
Lead	63	400	400	1,000	3,900	63	450	**620**		5.7	**520**		5.7	63		5.9	NA			NA			NA			NA			NA		
Magnesium	-	-	-	-	-	-	-	6,200		570	4,300		570	2,500		590	NA			NA			NA			NA			NA		
Manganese	1,600	2,000	2,000	10,000	10,000	1,600	2,000	330		11	360		11	290		12	NA			NA			NA			NA			NA		
Total Mercury	0.18	0.81	0.81	2.8	5.7	0.18	0.73	***0.8***		0.095	**1.9**		0.096	0.13		0.098	NA			NA			NA			NA			NA		
Nickel	30	140	310	310	10,000	30	130	25		5.7	18		5.7	13		5.9	NA			NA			NA			NA			NA		
Potassium	-	-	-	-	-	-	-	1,200		570	940		570	650		590	NA			NA			NA			NA			NA		
Selenium	3.9	36	180	1,500	6,800	3.9	4		U	2.3		U	2.3		U	2.4	NA			NA			NA			NA			NA		
Silver	2	36	180	1,500	6,800	2	8.3		U	0.23		U	0.23		U	0.24	NA			NA			NA			NA			NA		
Sodium	-	-	-	-	-	-	-		U	280	440		290		U	290	NA			NA			NA			NA			NA		
Thallium	-	-	-	-	-	-	-		U	0.45		U	0.46		U	0.47	NA			NA			NA			NA			NA		
Vanadium	-	-	-	-	-	-	-	42		11	24		11	15		12	NA			NA			NA			NA			NA		
Zinc	109	3,300	10,000	10,000	10,000	109	2,480	***410***		11	***300***		11	62		12	NA			NA			NA			NA			NA		
Pesticides																															
a-Chlordane	-	-	-	-	-	-	-	NA			NA			NA			NA			NA			NA			NA			NA		
Aldrin	0.01	0.02	0.10	0.68	1.40	0.14	0.19	NA			NA			NA			NA			NA			NA			NA			NA		
Alpha-BHC	0.02	0.10	0.48	3.40	6.80	0.04	0.02	NA			NA			NA			NA			NA			NA			NA			NA		
beta-BHC	0.04	0.07	0.36	3	14	0.6	0.09	NA			NA			NA			NA			NA			NA			NA			NA		
Chlordane (Total)	0.09	0.91	4.2	24	47	1.3	2.9	NA			NA			NA			NA			NA			NA			NA			NA		
delta-BHC	0.04	100	100	500	1,000	0.04	0.25	NA			NA			NA			NA			NA			NA			NA			NA		
Dieldrin	0.01	0.04	0.2	1.40	2.8	0.01	0.1	NA			NA			NA			NA			NA			NA			NA			NA		
Endosulfan I	2.4	4.8	24	200	920	-	102	NA			NA			NA			NA			NA			NA			NA			NA		
Endosulfan II	2.4	4.8	24	200	920	-	102	NA			NA			NA			NA			NA			NA			NA			NA		
Endosulfan Sulfate	2.4	4.8	24	200	920	-	1,000	NA			NA			NA			NA			NA			NA			NA			NA		
Endrin	0.01	2.2	11	89	410	0.01	0.06	NA			NA			NA			NA			NA			NA			NA			NA		
Endrin Aldehyde	-	-	-	-	-	-	-	NA			NA			NA			NA			NA			NA			NA			NA		
Endrin Ketone	-	-	-	-	-	-	-	NA			NA			NA			NA			NA			NA			NA			NA		
gamma-BHC	-	-	-	-	-	-	-	NA			NA			NA			NA			NA			NA			NA			NA		
Heptachlor	0.04	0.42	2.1	15	29	0.14	0.38	NA			NA			NA			NA			NA			NA			NA			NA		
Heptachlor Epoxide	-	-	-	-	-	-	-	NA			NA			NA			NA			NA			NA			NA			NA		
Methoxychlor	-	-	-	-	-	-	-	NA			NA			NA			NA			NA			NA			NA			NA		
p,p'-DDD	0.0033	2.6	13	92	180	0.0033	14	NA			NA			NA			NA			NA			NA			NA			NA		
p,p'-DDE	0.0033	1.8	8.9	62	120	0.0033	17	NA			NA			NA			NA			NA			NA			NA			NA		
p,p'-DDT	0.0033	1.7	7.9	47	94	0.0033	136	NA			NA			NA			NA			NA			NA			NA			NA		
Toxaphene	-	-	-	-	-	-	-	NA			NA			NA			NA			NA			NA			NA			NA		
y-Chlordane	0.094	0.91	4.2	24	47	1.3	2.9	NA			NA			NA			NA			NA			NA			NA			NA		

TABLE 1
Soil Sampling Analytical Results
Proposed CVS/Pharmacy Store No. 10386
13 Culver Street and 372 Riverdale Avenue
City of Yonkers, Westchester County, New York

Sample ID	NYSDEC Unrestricted Use Soil Cleanup Objective (mg/kg)	NYSDEC Residential Use Soil Cleanup Objective (mg/kg)	NYSDEC Restricted Residential Use Soil Cleanup Objective (mg/kg)	NYSDEC Commercial Use Soil Cleanup Objective (mg/kg)	NYSDEC Industrial Use Soil Cleanup Objective (mg/kg)	NYSDEC Protection of Ecological Resources Soil Cleanup Objective (mg/kg)	NYSDEC Protection of Groundwater Soil Cleanup Objective (mg/kg)	SB-1			SB-2			SB-3			SB-6A			SB-6B			SB-7			SB-8A			SB-8B		
Lab ID								AC98694-009			AC98737-001			AC98711-005			AC98737-002			AC98737-003			AC98694-001			AC98694-002			AC98694-003		
Date								6/27/2017			6/29/2017			6/27/2017			6/29/2017			6/29/2017			6/27/2017			6/27/2017			6/27/2017		
Matrix								Soil			Soil			Soil			Soil			Soil			Soil			Soil			Soil		
Depth (feet bgs)								3.0-3.5			0.5-1.0			0.5-1.0			0.5-1.0			8.0-8.5			8.5-9.0			0.5-1.0			8.0-8.5		
Units								mg/Kg			mg/Kg			mg/Kg			mg/Kg			mg/Kg			mg/Kg			mg/Kg			mg/Kg		
								Result	Q	RL	Result	Q	RL	Result	Q	RL	Result	Q	RL	Result	Q	RL	Result	Q	RL	Result	Q	RL	Result	Q	RL
Polychlroinated Biphenyls (PCBs)																															
Aroclor (Total)	0.1	1	1	1	25	1	3.2	0.05		0.028		U	0.029		U	0.029	0.059		0.029		U	0.03		U	0.029		U	0.029		U	0.029
Aroclor-1016	-	-	-	-	-	-	-		U	0.028		U	0.029		U	0.029		U	0.029		U	0.03		U	0.029		U	0.029		U	0.029
Aroclor-1221	-	-	-	-	-	-	-		U	0.028		U	0.029		U	0.029		U	0.029		U	0.03		U	0.029		U	0.029		U	0.029
Aroclor-1232	-	-	-	-	-	-	-		U	0.028		U	0.029		U	0.029		U	0.029		U	0.03		U	0.029		U	0.029		U	0.029
Aroclor-1242	-	-	-	-	-	-	-		U	0.028		U	0.029		U	0.029		U	0.029		U	0.03		U	0.029		U	0.029		U	0.029
Aroclor-1248	-	-	-	-	-	-	-		U	0.028		U	0.029		U	0.029		U	0.029		U	0.03		U	0.029		U	0.029		U	0.029
Aroclor-1254	-	-	-	-	-	-	-		U	0.028		U	0.029		U	0.029		U	0.029		U	0.03		U	0.029		U	0.029		U	0.029
Aroclor-1260	-	-	-	-	-	-	-		U	0.028		U	0.029		U	0.029		U	0.029		U	0.03		U	0.029		U	0.029		U	0.029
Aroclor-1262	-	-	-	-	-	-	-	0.05		0.028		U	0.029		U	0.029	0.059		0.029		U	0.03		U	0.029		U	0.029		U	0.029
Aroclor-1268	-	-	-	-	-	-	-		U	0.028		U	0.029		U	0.029		U	0.029		U	0.03		U	0.029		U	0.029		U	0.029
Additional Analysis																															
Cyanide	-	-	-	-	-	-	-	NA			NA			NA			NA			NA			NA			NA			NA		

Notes:

Q = Data Qualifier
U = Not Detected
NA = Not Analyzed
J = Estimated Value
RL = Reporting Limit
All concentrations are in milligrams per kilogram (mg/kg)
140 = concentration exceeds Protection of Groundwater Soil Cleanup Objective
140 = concentration exceeds Unrestricted Use Soil Cleanup Objective
10 = reporting limit exceeds most stringent Soil Cleanup Objective
* = The SCOs listed for Total Chromium are the trivalent chromium SCOs and hexavalent chromium SCOs, respectively, as total chromium does not have an established SCO.

TABLE 1
Soil Sampling Analytical Results
Proposed CVS/Pharmacy Store No. 10386
13 Culver Street and 372 Riverdale Avenue
City of Yonkers, Westchester County, New York

Sample ID	NYSDEC Unrestricted Use Soil Cleanup Objective (mg/kg)	NYSDEC Residential Use Soil Cleanup Objective (mg/kg)	NYSDEC Restricted Residential Use Soil Cleanup Objective (mg/kg)	NYSDEC Commercial Use Soil Cleanup Objective (mg/kg)	NYSDEC Industrial Use Soil Cleanup Objective (mg/kg)	NYSDEC Protection of Ecological Resources Soil Cleanup Objective (mg/kg)	NYSDEC Protection of Groundwater Soil Cleanup Objective (mg/kg)	SB-9A			SB-9B			SB-10			SB-11 A			SB-11 B			SB-12			SB-13A			SB-13B		
Lab ID								AC98694-005			AC98694-006			AC98694-008			AC98711-006			AC98711-007			AC98694-010			AC98694-011			AC98694-012		
Date								6/27/2017			6/27/2017			6/27/2017			6/27/2017			6/27/2017			6/27/2017			6/27/2017			6/27/2017		
Matrix								Soil			Soil			Soil			Soil			Soil			Soil			Soil			Soil		
Depth (feet bgs)								0.5-1.0			8.0-8.5			8.5-9.0			0.5-1.0			8.0-8.5			8.0-8.5			0.5-1.0			8.0-8.5		
Units								mg/Kg			mg/Kg			mg/Kg			mg/Kg			mg/Kg			mg/Kg			mg/Kg			mg/Kg		
								Result	Q	RL	Result	Q	RL	Result	Q	RL	Result	Q	RL	Result	Q	RL	Result	Q	RL	Result	Q	RL	Result	Q	RL
Volatile Organic Compounds (VOCs)																															
1,1,1-Trichloroethane	0.68	100	100	500	1,000	-	0.68		U	0.0025		U	0.0021		U	0.0023		U	0.0025		U	0.0024		U	0.0023		U	0.0024		U	0.0020
1,1,2,2-Tetrachloroethane	-	-	-	-	-	-	-		U	0.0025		U	0.0021		U	0.0023		U	0.0025		U	0.0024		U	0.0023		U	0.0024		U	0.0020
1,1,2-Trichloro-1,2,2-trifluoroethane	-	-	-	-	-	-	-		U	0.0025		U	0.0021		U	0.0023		U	0.0025		U	0.0024		U	0.0023		U	0.0024		U	0.0020
1,1,2-Trichloroethane	-	-	-	-	-	-	-		U	0.0025		U	0.0021		U	0.0023		U	0.0025		U	0.0024		U	0.0023		U	0.0024		U	0.0020
1,1-Dichloroethane	0.27	19	26	240	480	-	0.27		U	0.0025		U	0.0021		U	0.0023		U	0.0025		U	0.0024		U	0.0023		U	0.0024		U	0.0020
1,1-Dichloroethene	0.33	100	100	500	1,000	-	0.33		U	0.0025		U	0.0021		U	0.0023		U	0.0025		U	0.0024		U	0.0023		U	0.0024		U	0.0020
1,2,3-Trichlorobenzene	-	-	-	-	-	-	-		U	0.0025		U	0.0021		U	0.0023		U	0.0025		U	0.0024		U	0.0023		U	0.0024		U	0.0020
1,2,4-Trichlorobenzene	-	-	-	-	-	-	-		U	0.0025		U	0.0021		U	0.0023		U	0.0025		U	0.0024		U	0.0023		U	0.0024		U	0.0020
1,2,4-Trimethylbenzene	3.6	47	52	190	380	-	3.6		U	0.0013		U	0.0011		U	0.0011		U	0.0013		U	0.0012		U	0.0012		U	0.0012		U	0.0010
1,2-Dibromo-3-chloropropane	-	-	-	-	-	-	-		U	0.0025		U	0.0021		U	0.0023		U	0.0025		U	0.0024		U	0.0023		U	0.0024		U	0.0020
1,2-Dibromoethane	-	-	-	-	-	-	-		U	0.0013		U	0.0011		U	0.0011		U	0.0013		U	0.0012		U	0.0012		U	0.0012		U	0.0010
1,2-Dichlorobenzene	1.10	100	100	500	1,000	-	1.1		U	0.0025		U	0.0021		U	0.0023		U	0.0025		U	0.0024		U	0.0023		U	0.0024		U	0.0020
1,2-Dichloroethane	0.02	2.3	3.1	30	60	10	0.02		U	0.0025		U	0.0021		U	0.0023		U	0.0025		U	0.0024		U	0.0023		U	0.0024		U	0.0020
1,2-Dichloropropane	-	-	-	-	-	-	-		U	0.0025		U	0.0021		U	0.0023		U	0.0025		U	0.0024		U	0.0023		U	0.0024		U	0.0020
1,3,5-Trimethylbenzene	8.4	47	52	190	380	-	8.4		U	0.0013		U	0.0011		U	0.0011		U	0.0013		U	0.0012		U	0.0012		U	0.0012		U	0.0010
1,3-Dichlorobenzene	2.4	17	49	280	560	-	0.19		U	0.0025		U	0.0021		U	0.0023		U	0.0025		U	0.0024		U	0.0023		U	0.0024		U	0.0020
1,4-Dichlorobenzene	1.8	9.8	13	130	250	20	1.8		U	0.0025		U	0.0021		U	0.0023		U	0.0025		U	0.0024		U	0.0023		U	0.0024		U	0.0020
1,4-Dioxane	0.1	9.8	13	130	250	0.1	0.1		U	0.13		U	0.11		U	0.11		U	0.13		U	0.12		U	0.12		U	0.12		U	0.099
2-Butanone	0.12	100	100	500	1,000	100	0.12		U	0.0025		U	0.0021		U	0.0023		U	0.0025		U	0.0024		U	0.0023		U	0.0024		U	0.0020
2-Hexanone	-	-	-	-	-	-	-		U	0.0025		U	0.0021		U	0.0023		U	0.0025		U	0.0024		U	0.0023		U	0.0024		U	0.0020
4-Isopropyltoluene	-	-	-	-	-	-	-		U	0.0013		U	0.0011		U	0.0011		U	0.0013		U	0.0012		U	0.0012		U	0.0012		U	0.0010
4-Methyl-2-pentanone	-	-	-	-	-	-	-		U	0.0025		U	0.0021		U	0.0023		U	0.0025		U	0.0024		U	0.0023		U	0.0024		U	0.0020
Acetone	0.05	100	100	500	1,000	2.2	0.05		U	0.013		U	0.011		U	0.011		U	0.013		U	0.012		U	0.012		U	0.012		U	0.0099
Benzene	0.06	2.9	4.8	44	89	70	0.06		U	0.0013		U	0.0011		U	0.0011		U	0.0013		U	0.0012		U	0.0012		U	0.0012		U	0.0010
Bromochloromethane	-	-	-	-	-	-	-		U	0.0025		U	0.0021		U	0.0023		U	0.0025		U	0.0024		U	0.0023		U	0.0024		U	0.0020
Bromodichloromethane	-	-	-	-	-	-	-		U	0.0025		U	0.0021		U	0.0023		U	0.0025		U	0.0024		U	0.0023		U	0.0024		U	0.0020
Bromoform	-	-	-	-	-	-	-		U	0.0025		U	0.0021		U	0.0023		U	0.0025		U	0.0024		U	0.0023		U	0.0024		U	0.0020
Bromomethane	-	-	-	-	-	-	-		U	0.0025		U	0.0021		U	0.0023		U	0.0025		U	0.0024		U	0.0023		U	0.0024		U	0.0020
Carbon disulfide	-	-	-	-	-	-	-		U	0.0025		U	0.0021		U	0.0023		U	0.0025		U	0.0024		U	0.0023		U	0.0024		U	0.0020
Carbon tetrachloride	0.76	1.4	2.4	22	44	-	0.76		U	0.0025		U	0.0021		U	0.0023		U	0.0025		U	0.0024		U	0.0023		U	0.0024		U	0.0020
Chlorobenzene	1.1	100	100	500	1,000	40	1.1		U	0.0025		U	0.0021		U	0.0023		U	0.0025		U	0.0024		U	0.0023		U	0.0024		U	0.0020
Chloroethane	-	-	-	-	-	-	-		U	0.0025		U	0.0021		U	0.0023		U	0.0025		U	0.0024		U	0.0023		U	0.0024		U	0.0020
Chloroform	0.37	10	49	350	700	12	0.37		U	0.0025		U	0.0021		U	0.0023		U	0.0025		U	0.0024		U	0.0023		U	0.0024		U	0.0020
Chloromethane	-	-	-	-	-	-	-		U	0.0025		U	0.0021		U	0.0023		U	0.0025		U	0.0024		U	0.0023		U	0.0024		U	0.0020
cis-1,2-Dichloroethene	0.25	59	100	500	1,000	-	0.25		U	0.0025		U	0.0021		U	0.0023		U	0.0025		U	0.0024		U	0.0023		U	0.0024		U	0.0020
cis-1,3-Dichloropropene	-	-	-	-	-	-	-		U	0.0025		U	0.0021		U	0.0023		U	0.0025		U	0.0024		U	0.0023		U	0.0024		U	0.0020
Cyclohexane	-	-	-	-	-	-	-		U	0.0025		U	0.0021		U	0.0023		U	0.0025		U	0.0024		U	0.0023		U	0.0024		U	0.0020
Dibromochloromethane	-	-	-	-	-	-	-		U	0.0025		U	0.0021		U	0.0023		U	0.0025		U	0.0024		U	0.0023		U	0.0024		U	0.0020
Dichlorodifluoromethane	-	-	-	-	-	-	-		U	0.0025		U	0.0021		U	0.0023		U	0.0025		U	0.0024		U	0.0023		U	0.0024		U	0.0020
Ethylbenzene	1	30	41	390	780	-	1		U	0.0013		U	0.0011		U	0.0011		U	0.0013		U	0.0012		U	0.0012		U	0.0012		U	0.0010
Isopropylbenzene	-	-	-	-	-	-	-		U	0.0013		U	0.0011		U	0.0011		U	0.0013		U	0.0012		U	0.0012		U	0.0012		U	0.0010
m&p-Xylenes	-	-	-	-	-	-	-		U	0.0013		U	0.0011		U	0.0011		U	0.0013		U	0.0012		U	0.0012		U	0.0012		U	0.0010
Methyl Acetate	-	-	-	-	-	-	-		U	0.0025		U	0.0021		U	0.0023		U	0.0025		U	0.0024		U	0.0023		U	0.0024		U	0.0020
Methylcyclohexane	-	-	-	-	-	-	-		U	0.0025		U	0.0021		U	0.0023		U	0.0025		U	0.0024		U	0.0023		U	0.0024		U	0.0020
Methylene chloride	0.05	51	100	500	1,000	12	0.05		U	0.0025		U	0.0021		U	0.0023		U	0.0025		U	0.0024		U	0.0023		U	0.0024		U	0.0020
Methyl-t-butyl ether	0.93	62	100	500	1,000	-	0.93		U	0.0013		U	0.0011		U	0.0011		U	0.0013		U	0.0012		U	0.0012		U	0.0012		U	0.0010
n-Butylbenzene	12	-	-	-	-	-	-		U	0.0013		U	0.0011		U	0.0011		U	0.0013		U	0.0012		U	0.0012		U	0.0012		U	0.0010
n-Propylbenzene	3.9	100	100	500	1,000	-	3.9		U	0.0013		U	0.0011		U	0.0011		U	0.0013		U	0.0012		U	0.0012		U	0.0012		U	0.0010
o-Xylene	-	-	-	-	-	-	-		U	0.0013		U	0.0011		U	0.0011		U	0.0013		U	0.0012		U	0.0012		U	0.0012		U	0.0010
sec-Butylbenzene	11	100	100	500	1,000	-	11		U	0.0013		U	0.0011		U	0.0011		U	0.0013		U	0.0012		U	0.0012		U	0.0012		U	0.0010
Styrene	-	-	-	-	-	-	-		U	0.0025		U	0.0021		U	0.0023		U	0.0025		U	0.0024		U	0.0023		U	0.0024		U	0.0020
t-Butylbenzene	5.9	100	100	500	1,000	-	5.9		U	0.0013		U	0.0011		U	0.0011		U	0.0013		U	0.0012		U	0.0012		U	0.0012		U	0.0010

TABLE 1
Soil Sampling Analytical Results
Proposed CVS/Pharmacy Store No. 10386
13 Culver Street and 372 Riverdale Avenue
City of Yonkers, Westchester County, New York

Sample ID	NYSDEC Unrestricted Use Soil Cleanup Objective (mg/kg)	NYSDEC Residential Use Soil Cleanup Objective (mg/kg)	NYSDEC Restricted Residential Use Soil Cleanup Objective (mg/kg)	NYSDEC Commercial Use Soil Cleanup Objective (mg/kg)	NYSDEC Industrial Use Soil Cleanup Objective (mg/kg)	NYSDEC Protection of Ecological Resources Soil Cleanup Objective (mg/kg)	NYSDEC Protection of Groundwater Soil Cleanup Objective (mg/kg)	SB-9A			SB-9B			SB-10			SB-11 A			SB-11 B			SB-12			SB-13A			SB-13B		
Lab ID								AC98694-005			AC98694-006			AC98694-008			AC98711-006			AC98711-007			AC98694-010			AC98694-011			AC98694-012		
Date								6/27/2017			6/27/2017			6/27/2017			6/27/2017			6/27/2017			6/27/2017			6/27/2017			6/27/2017		
Matrix								Soil			Soil			Soil			Soil			Soil			Soil			Soil			Soil		
Depth (feet bgs)								0.5-1.0			8.0-8.5			8.5-9.0			0.5-1.0			8.0-8.5			8.0-8.5			0.5-1.0			8.0-8.5		
Units								mg/Kg			mg/Kg			mg/Kg			mg/Kg			mg/Kg			mg/Kg			mg/Kg			mg/Kg		
								Result	Q	RL	Result	Q	RL	Result	Q	RL	Result	Q	RL	Result	Q	RL	Result	Q	RL	Result	Q	RL	Result	Q	RL
Volatile Organic Compounds (VOCs) continued																															
Tetrachloroethene	1.3	5.5	19	150	300	2	1.3		U	0.0025		U	0.0021		U	0.0023		U	0.0025		U	0.0024		U	0.0023		U	0.0024		U	0.0020
Toluene	0.7	100	100	500	1,000	36	0.7		U	0.0013		U	0.0011		U	0.0011		U	0.0013		U	0.0012		U	0.0012		U	0.0012		U	0.0010
trans-1,2-Dichloroethene	0.19	100	100	500	1,000	-	0.19		U	0.0025		U	0.0021		U	0.0023		U	0.0025		U	0.0024		U	0.0023		U	0.0024		U	0.0020
trans-1,3-Dichloropropene	-	-	-	-	-	-	-		U	0.0025		U	0.0021		U	0.0023		U	0.0025		U	0.0024		U	0.0023		U	0.0024		U	0.0020
Trichloroethene	0.47	10	21	200	400	2	0.47		U	0.0025		U	0.0021		U	0.0023		U	0.0025		U	0.0024		U	0.0023		U	0.0024		U	0.0020
Trichlorofluoromethane	-	-	-	-	-	-	-		U	0.0025		U	0.0021		U	0.0023		U	0.0025		U	0.0024		U	0.0023		U	0.0024		U	0.0020
Vinyl chloride	0.02	0.21	0.90	13	27	-	0.02		U	0.0025		U	0.0021		U	0.0023		U	0.0025		U	0.0024		U	0.0023		U	0.0024		U	0.0020
Xylenes (Total)	0.26	100	100	500	1,000	0.26	1.6		U	0.0013		U	0.0011		U	0.0011		U	0.0013		U	0.0012		U	0.0012		U	0.0012		U	0.0010
Total VOC TICs	-	-	-	-	-	-	-	NA			NA			NA			NA			NA			NA			NA			NA		
Semi-Volatile Organic Compounds (SVOCs)																															
1,1'-Biphenyl	-	-	-	-	-	-	-	NA			NA			NA			NA			NA			NA			NA			NA		
1,2,4,5-Tetrachlorobenzene	-	-	-	-	-	-	-	NA			NA			NA			NA			NA			NA			NA			NA		
2,3,4,6-Tetrachlorophenol	-	-	-	-	-	-	-	NA			NA			NA			NA			NA			NA			NA			NA		
2,4,5-Trichlorophenol	-	-	-	-	-	-	-	NA			NA			NA			NA			NA			NA			NA			NA		
2,4,6-Trichlorophenol	-	-	-	-	-	-	-	NA			NA			NA			NA			NA			NA			NA			NA		
2,4-Dichlorophenol	-	-	-	-	-	-	-	NA			NA			NA			NA			NA			NA			NA			NA		
2,4-Dimethylphenol	-	-	-	-	-	-	-	NA			NA			NA			NA			NA			NA			NA			NA		
2,4-Dinitrophenol	-	-	-	-	-	-	-	NA			NA			NA			NA			NA			NA			NA			NA		
2,4-Dinitrotoluene	-	-	-	-	-	-	-	NA			NA			NA			NA			NA			NA			NA			NA		
2,6-Dinitrotoluene	-	-	-	-	-	-	-	NA			NA			NA			NA			NA			NA			NA			NA		
2-Chloronaphthalene	-	-	-	-	-	-	-	NA			NA			NA			NA			NA			NA			NA			NA		
2-Chlorophenol	-	-	-	-	-	-	-	NA			NA			NA			NA			NA			NA			NA			NA		
2-Methylnaphthalene	-	-	-	-	-	-	-		U	0.039		U	0.039		U	0.039		U	0.038		U	0.039		U	0.039		U	0.042		U	0.039
2-Methylphenol	0.33	100	100	500	1000	-	0.33	NA			NA			NA			NA			NA			NA			NA			NA		
2-Nitroaniline	-	-	-	-	-	-	-	NA			NA			NA			NA			NA			NA			NA			NA		
2-Nitrophenol	-	-	-	-	-	-	-	NA			NA			NA			NA			NA			NA			NA			NA		
3&4-Methylphenol	34*	34*	100	500	1000	-	0.33	NA			NA			NA			NA			NA			NA			NA			NA		
3,3'-Dichlorobenzidine	-	-	-	-	-	-	-	NA			NA			NA			NA			NA			NA			NA			NA		
3-Nitroaniline	-	-	-	-	-	-	-	NA			NA			NA			NA			NA			NA			NA			NA		
4,6-Dinitro-2-methylphenol	-	-	-	-	-	-	-	NA			NA			NA			NA			NA			NA			NA			NA		
4-Bromophenyl-phenylether	-	-	-	-	-	-	-	NA			NA			NA			NA			NA			NA			NA			NA		
4-Chloro-3-methylphenol	-	-	-	-	-	-	-	NA			NA			NA			NA			NA			NA			NA			NA		
4-Chloroaniline	-	-	-	-	-	-	-	NA			NA			NA			NA			NA			NA			NA			NA		
4-Chlorophenyl-phenylether	-	-	-	-	-	-	-	NA			NA			NA			NA			NA			NA			NA			NA		
4-Nitroaniline	-	-	-	-	-	-	-	NA			NA			NA			NA			NA			NA			NA			NA		
4-Nitrophenol	-	-	-	-	-	-	-	NA			NA			NA			NA			NA			NA			NA			NA		
Acenaphthene	20	100	100	500	1000	20	98		U	0.039		U	0.039		U	0.039		U	0.038		U	0.039		U	0.039		U	0.042		U	0.039
Acenaphthylene	100	100	100	500	1000	-	107	0.06		0.039		U	0.039		U	0.039		U	0.038		U	0.039		U	0.039		U	0.042		U	0.039
Acetophenone	-	-	-	-	-	-	-	NA			NA			NA			NA			NA			NA			NA			NA		
Anthracene	100	100	100	500	1000	-	1000	0.22		0.039		U	0.039		U	0.039		U	0.038		U	0.039		U	0.039		U	0.042		U	0.039
Atrazine	-	-	-	-	-	-	-	NA			NA			NA			NA			NA			NA			NA			NA		
Benzaldehyde	-	-	-	-	-	-	-	NA			NA			NA			NA			NA			NA			NA			NA		
Benzo[a]anthracene	1	1	1	5.6	11	-	1	1.3		0.039		U	0.039		U	0.039	0.042		0.038		U	0.039		U	0.039	0.091		0.042		U	0.039
Benzo[a]pyrene	1	1	1	1	1.1	2.6	22	***1.2***		0.039		U	0.039		U	0.039	0.043		0.038		U	0.039		U	0.039	0.092		0.042		U	0.039
Benzo[b]fluoranthene	1	1	1	5.6	11	-	1.7	***1.7***		0.039		U	0.039		U	0.039	0.056		0.038		U	0.039		U	0.039	0.14		0.042		U	0.039
Benzo[g,h,i]perylene	100	100	100	500	1000	-	1.7	0.75		0.039		U	0.039		U	0.039		U	0.038		U	0.039		U	0.039	0.068		0.042		U	0.039
Benzo[k]fluoranthene	0.8	1	3.9	56	100	-	1.7	0.43		0.039		U	0.039		U	0.039		U	0.038		U	0.039		U	0.039	0.051		0.042		U	0.039
bis(2-Chloroethoxy)methane	-	-	-	-	-	-	-	NA			NA			NA			NA			NA			NA			NA			NA		
bis(2-Chloroethyl)ether	-	-	-	-	-	-	-	NA			NA			NA			NA			NA			NA			NA			NA		
bis(2-Chloroisopropyl)ether	-	-	-	-	-	-	-	NA			NA			NA			NA			NA			NA			NA			NA		
bis(2-Ethylhexyl)phthalate	-	-	-	-	-	-	-	NA			NA			NA			NA			NA			NA			NA			NA		
Butylbenzylphthalate	-	-	-	-	-	-	-	NA			NA			NA			NA			NA			NA			NA			NA		

TABLE 1
Soil Sampling Analytical Results
Proposed CVS/Pharmacy Store No. 10386
13 Culver Street and 372 Riverdale Avenue
City of Yonkers, Westchester County, New York

Sample ID	NYSDEC Unrestricted Use Soil Cleanup Objective (mg/kg)	NYSDEC Residential Use Soil Cleanup Objective (mg/kg)	NYSDEC Restricted Residential Use Soil Cleanup Objective (mg/kg)	NYSDEC Commercial Use Soil Cleanup Objective (mg/kg)	NYSDEC Industrial Use Soil Cleanup Objective (mg/kg)	NYSDEC Protection of Ecological Resources Soil Cleanup Objective (mg/kg)	NYSDEC Protection of Groundwater Soil Cleanup Objective (mg/kg)	SB-9A			SB-9B			SB-10			SB-11 A			SB-11 B			SB-12			SB-13A			SB-13B		
Lab ID								AC98694-005			AC98694-006			AC98694-008			AC98711-006			AC98711-007			AC98694-010			AC98694-011			AC98694-012		
Date								6/27/2017			6/27/2017			6/27/2017			6/27/2017			6/27/2017			6/27/2017			6/27/2017			6/27/2017		
Matrix								Soil			Soil			Soil			Soil			Soil			Soil			Soil			Soil		
Depth (feet bgs)								0.5-1.0			8.0-8.5			8.5-9.0			0.5-1.0			8.0-8.5			8.0-8.5			0.5-1.0			8.0-8.5		
Units								mg/Kg			mg/Kg			mg/Kg			mg/Kg			mg/Kg			mg/Kg			mg/Kg			mg/Kg		
								Result	Q	RL	Result	Q	RL	Result	Q	RL	Result	Q	RL	Result	Q	RL	Result	Q	RL	Result	Q	RL	Result	Q	RL
Semi-Volatile Organic Compounds (SVOCs) continued																															
Caprolactam	-	-	-	-	-	-	-	NA			NA			NA			NA			NA			NA			NA			NA		
Carbazole	-	-	-	-	-	-	-	NA			NA			NA			NA			NA			NA			NA			NA		
Chrysene	1	1	3.9	56	110	-	1	1.2		0.039		U	0.039		U	0.039	0.044		0.038		U	0.039		U	0.039	0.11		0.042		U	0.039
Dibenzo[a,h]anthracene	0.33	0.33	0.33	0.56	1.1	-	1000	0.27		0.039		U	0.039		U	0.039		U	0.038		U	0.039		U	0.039		U	0.042		U	0.039
Dibenzofuran	-	-	-	-	-	-	-	NA			NA			NA			NA			NA			NA			NA			NA		
Diethylphthalate	-	-	-	-	-	-	-	NA			NA			NA			NA			NA			NA			NA			NA		
Dimethylphthalate	-	-	-	-	-	-	-	NA			NA			NA			NA			NA			NA			NA			NA		
Di-n-butylphthalate	-	-	-	-	-	-	-	NA			NA			NA			NA			NA			NA			NA			NA		
Di-n-octylphthalate	-	-	-	-	-	-	-	NA			NA			NA			NA			NA			NA			NA			NA		
Fluoranthene	100	100	100	500	1000	-	1000	2.6		0.039		U	0.039		U	0.039	0.075		0.038		U	0.039		U	0.039	0.18		0.042		U	0.039
Fluorene	30	100	100	500	1000	30	386		U	0.039		U	0.039		U	0.039		U	0.038		U	0.039		U	0.039		U	0.042		U	0.039
Hexachlorobenzene	-	-	-	-	-	-	-	NA			NA			NA			NA			NA			NA			NA			NA		
Hexachlorobutadiene	-	-	-	-	-	-	-	NA			NA			NA			NA			NA			NA			NA			NA		
Hexachlorocyclopentadiene	-	-	-	-	-	-	-	NA			NA			NA			NA			NA			NA			NA			NA		
Hexachloroethane	-	-	-	-	-	-	-	NA			NA			NA			NA			NA			NA			NA			NA		
Indeno[1,2,3-cd]pyrene	0.5	0.5	0.5	5.6	11	-	8.2	***0.74***		0.039		U	0.039		U	0.039		U	0.038		U	0.039		U	0.039	0.06		0.042		U	0.039
Isophorone	-	-	-	-	-	-	-	NA			NA			NA			NA			NA			NA			NA			NA		
Naphthalene	12	100	100	500	1000	-	12		U	0.0098		U	0.0097		U	0.0097		U	0.0095		U	0.0098		U	0.0098		U	0.011		U	0.0097
Nitrobenzene	-	-	-	-	-	-	-	NA			NA			NA			NA			NA			NA			NA			NA		
N-Nitroso-di-n-propylamine	-	-	-	-	-	-	-	NA			NA			NA			NA			NA			NA			NA			NA		
N-Nitrosodiphenylamine	-	-	-	-	-	-	-	NA			NA			NA			NA			NA			NA			NA			NA		
Pentachlorophenol	0.8	100	100	500	1000	-	1000	NA			NA			NA			NA			NA			NA			NA			NA		
Phenanthrene	100	100	100	50	1000	-	1000	0.93		0.039		U	0.039		U	0.039	0.039		0.038		U	0.039		U	0.039	0.085		0.042		U	0.039
Phenol	0.33	-	-	-	-	-	-	NA			NA			NA			NA			NA			NA			NA			NA		
Pyrene	100	100	100	500	1000	-	1000	2.6		0.039		U	0.039		U	0.039	0.078		0.038		U	0.039		U	0.039	0.18		0.042		U	0.039
Total SVOC TICs	-	-	-	-	-	-	-	NA			NA			NA			NA			NA			NA			NA			NA		

TABLE 1
Soil Sampling Analytical Results
Proposed CVS/Pharmacy Store No. 10386
13 Culver Street and 372 Riverdale Avenue
City of Yonkers, Westchester County, New York

Sample ID	NYSDEC Unrestricted Use Soil Cleanup Objective (mg/kg)	NYSDEC Residential Use Soil Cleanup Objective (mg/kg)	NYSDEC Restricted Residential Use Soil Cleanup Objective (mg/kg)	NYSDEC Commercial Use Soil Cleanup Objective (mg/kg)	NYSDEC Industrial Use Soil Cleanup Objective (mg/kg)	NYSDEC Protection of Ecological Resources Soil Cleanup Objective (mg/kg)	NYSDEC Protection of Groundwater Soil Cleanup Objective (mg/kg)	SB-9A			SB-9B			SB-10			SB-11 A			SB-11 B			SB-12			SB-13A			SB-13B		
Lab ID								AC98694-005			AC98694-006			AC98694-008			AC98711-006			AC98711-007			AC98694-010			AC98694-011			AC98694-012		
Date								6/27/2017			6/27/2017			6/27/2017			6/27/2017			6/27/2017			6/27/2017			6/27/2017			6/27/2017		
Matrix								Soil			Soil			Soil			Soil			Soil			Soil			Soil			Soil		
Depth (feet bgs)								0.5-1.0			8.0-8.5			8.5-9.0			0.5-1.0			8.0-8.5			8.0-8.5			0.5-1.0			8.0-8.5		
Units								mg/Kg			mg/Kg			mg/Kg			mg/Kg			mg/Kg			mg/Kg			mg/Kg			mg/Kg		
								Result	Q	RL	Result	Q	RL	Result	Q	RL	Result	Q	RL	Result	Q	RL	Result	Q	RL	Result	Q	RL	Result	Q	RL
Metals																															
Aluminum	-	-	-	-	-	-	-	NA			NA			NA			NA			NA			NA			NA			NA		
Antimony	-	-	-	-	-	-	-	NA			NA			NA			NA			NA			NA			NA			NA		
Arsenic	13	16	16	16	16	13	16	NA			NA			NA			NA			NA			NA			NA			NA		
Barium	350	350	400	400	10,000	433	820	NA			NA			NA			NA			NA			NA			NA			NA		
Beryllium	7.2	14	72	590	2,700	10	47	NA			NA			NA			NA			NA			NA			NA			NA		
Cadmium	2.5	2.5	4.3	9.3	60	4	7.5	NA			NA			NA			NA			NA			NA			NA			NA		
Calcium	-	-	-	-	-	-	-	NA			NA			NA			NA			NA			NA			NA			NA		
Total Chromium*	30/1	36/22	180/110	1,500/400	6,800/800	41/1	-/19	NA			NA			NA			NA			NA			NA			NA			NA		
Cobalt	-	-	-	-	-	-	-	NA			NA			NA			NA			NA			NA			NA			NA		
Copper	50	270	270	270	10,000	50	1,720	NA			NA			NA			NA			NA			NA			NA			NA		
Iron	-	-	-	-	-	-	-	NA			NA			NA			NA			NA			NA			NA			NA		
Lead	63	400	400	1,000	3,900	63	450	NA			NA			NA			NA			NA			NA			NA			NA		
Magnesium	-	-	-	-	-	-	-	NA			NA			NA			NA			NA			NA			NA			NA		
Manganese	1,600	2,000	2,000	10,000	10,000	1,600	2,000	NA			NA			NA			NA			NA			NA			NA			NA		
Total Mercury	0.18	0.81	0.81	2.8	5.7	0.18	0.73	NA			NA			NA			NA			NA			NA			NA			NA		
Nickel	30	140	310	310	10,000	30	130	NA			NA			NA			NA			NA			NA			NA			NA		
Potassium	-	-	-	-	-	-	-	NA			NA			NA			NA			NA			NA			NA			NA		
Selenium	3.9	36	180	1,500	6,800	3.9	4	NA			NA			NA			NA			NA			NA			NA			NA		
Silver	2	36	180	1,500	6,800	2	8.3	NA			NA			NA			NA			NA			NA			NA			NA		
Sodium	-	-	-	-	-	-	-	NA			NA			NA			NA			NA			NA			NA			NA		
Thallium	-	-	-	-	-	-	-	NA			NA			NA			NA			NA			NA			NA			NA		
Vanadium	-	-	-	-	-	-	-	NA			NA			NA			NA			NA			NA			NA			NA		
Zinc	109	3,300	10,000	10,000	10,000	109	2,480	NA			NA			NA			NA			NA			NA			NA			NA		
Pesticides																															
a-Chlordane	-	-	-	-	-	-	-	NA			NA			NA			NA			NA			NA			NA			NA		
Aldrin	0.01	0.02	0.10	0.68	1.40	0.14	0.19	NA			NA			NA			NA			NA			NA			NA			NA		
Alpha-BHC	0.02	0.10	0.48	3.40	6.80	0.04	0.02	NA			NA			NA			NA			NA			NA			NA			NA		
beta-BHC	0.04	0.07	0.36	3	14	0.6	0.09	NA			NA			NA			NA			NA			NA			NA			NA		
Chlordane (Total)	0.09	0.91	4.2	24	47	1.3	2.9	NA			NA			NA			NA			NA			NA			NA			NA		
delta-BHC	0.04	100	100	500	1,000	0.04	0.25	NA			NA			NA			NA			NA			NA			NA			NA		
Dieldrin	0.01	0.04	0.2	1.40	2.8	0.01	0.1	NA			NA			NA			NA			NA			NA			NA			NA		
Endosulfan I	2.4	4.8	24	200	920	-	102	NA			NA			NA			NA			NA			NA			NA			NA		
Endosulfan II	2.4	4.8	24	200	920	-	102	NA			NA			NA			NA			NA			NA			NA			NA		
Endosulfan Sulfate	2.4	4.8	24	200	920	-	1,000	NA			NA			NA			NA			NA			NA			NA			NA		
Endrin	0.01	2.2	11	89	410	0.01	0.06	NA			NA			NA			NA			NA			NA			NA			NA		
Endrin Aldehyde	-	-	-	-	-	-	-	NA			NA			NA			NA			NA			NA			NA			NA		
Endrin Ketone	-	-	-	-	-	-	-	NA			NA			NA			NA			NA			NA			NA			NA		
gamma-BHC	-	-	-	-	-	-	-	NA			NA			NA			NA			NA			NA			NA			NA		
Heptachlor	0.04	0.42	2.1	15	29	0.14	0.38	NA			NA			NA			NA			NA			NA			NA			NA		
Heptachlor Epoxide	-	-	-	-	-	-	-	NA			NA			NA			NA			NA			NA			NA			NA		
Methoxychlor	-	-	-	-	-	-	-	NA			NA			NA			NA			NA			NA			NA			NA		
p,p'-DDD	0.0033	2.6	13	92	180	0.0033	14	NA			NA			NA			NA			NA			NA			NA			NA		
p,p'-DDE	0.0033	1.8	8.9	62	120	0.0033	17	NA			NA			NA			NA			NA			NA			NA			NA		
p,p'-DDT	0.0033	1.7	7.9	47	94	0.0033	136	NA			NA			NA			NA			NA			NA			NA			NA		
Toxaphene	-	-	-	-	-	-	-	NA			NA			NA			NA			NA			NA			NA			NA		
y-Chlordane	0.094	0.91	4.2	24	47	1.3	2.9	NA			NA			NA			NA			NA			NA			NA			NA		

TABLE 1
Soil Sampling Analytical Results
Proposed CVS/Pharmacy Store No. 10386
13 Culver Street and 372 Riverdale Avenue
City of Yonkers, Westchester County, New York

Sample ID	NYSDEC Unrestricted Use Soil Cleanup Objective (mg/kg)	NYSDEC Residential Use Soil Cleanup Objective (mg/kg)	NYSDEC Restricted Residential Use Soil Cleanup Objective (mg/kg)	NYSDEC Commercial Use Soil Cleanup Objective (mg/kg)	NYSDEC Industrial Use Soil Cleanup Objective (mg/kg)	NYSDEC Protection of Ecological Resources Soil Cleanup Objective (mg/kg)	NYSDEC Protection of Groundwater Soil Cleanup Objective (mg/kg)	SB-9A			SB-9B			SB-10			SB-11 A			SB-11 B			SB-12			SB-13A			SB-13B		
Lab ID								AC98694-005			AC98694-006			AC98694-008			AC98711-006			AC98711-007			AC98694-010			AC98694-011			AC98694-012		
Date								6/27/2017			6/27/2017			6/27/2017			6/27/2017			6/27/2017			6/27/2017			6/27/2017			6/27/2017		
Matrix								Soil			Soil			Soil			Soil			Soil			Soil			Soil			Soil		
Depth (feet bgs)								0.5-1.0			8.0-8.5			8.5-9.0			0.5-1.0			8.0-8.5			8.0-8.5			0.5-1.0			8.0-8.5		
Units								mg/Kg			mg/Kg			mg/Kg			mg/Kg			mg/Kg			mg/Kg			mg/Kg			mg/Kg		
								Result	Q	RL	Result	Q	RL	Result	Q	RL	Result	Q	RL	Result	Q	RL	Result	Q	RL	Result	Q	RL	Result	Q	RL
Polychlroinated Biphenyls (PCBs)																															
Aroclor (Total)	0.1	1	1	1	25	1	3.2		U	0.029		U	0.029		U	0.029		U	0.028		U	0.029		U	0.029		U	0.032		U	0.029
Aroclor-1016	-	-	-	-	-	-	-		U	0.029		U	0.029		U	0.029		U	0.028		U	0.029		U	0.029		U	0.032		U	0.029
Aroclor-1221	-	-	-	-	-	-	-		U	0.029		U	0.029		U	0.029		U	0.028		U	0.029		U	0.029		U	0.032		U	0.029
Aroclor-1232	-	-	-	-	-	-	-		U	0.029		U	0.029		U	0.029		U	0.028		U	0.029		U	0.029		U	0.032		U	0.029
Aroclor-1242	-	-	-	-	-	-	-		U	0.029		U	0.029		U	0.029		U	0.028		U	0.029		U	0.029		U	0.032		U	0.029
Aroclor-1248	-	-	-	-	-	-	-		U	0.029		U	0.029		U	0.029		U	0.028		U	0.029		U	0.029		U	0.032		U	0.029
Aroclor-1254	-	-	-	-	-	-	-		U	0.029		U	0.029		U	0.029		U	0.028		U	0.029		U	0.029		U	0.032		U	0.029
Aroclor-1260	-	-	-	-	-	-	-		U	0.029		U	0.029		U	0.029		U	0.028		U	0.029		U	0.029		U	0.032		U	0.029
Aroclor-1262	-	-	-	-	-	-	-		U	0.029		U	0.029		U	0.029		U	0.028		U	0.029		U	0.029		U	0.032		U	0.029
Aroclor-1268	-	-	-	-	-	-	-		U	0.029		U	0.029		U	0.029		U	0.028		U	0.029		U	0.029		U	0.032		U	0.029
Additional Analysis																															
Cyanide	-	-	-	-	-	-	-	NA			NA			NA			NA			NA			NA			NA			NA		

Notes:

Q = Data Qualifier
U = Not Detected
NA = Not Analyzed
J = Estimated Value
RL = Reporting Limit
All concentrations are in milligrams per kilogram (mg/kg)
140 = concentration exceeds Protection of Groundwater Soil Cleanup Objective
140 = concentration exceeds Unrestricted Use Soil Cleanup Objective
10 = reporting limit exceeds most stringent Soil Cleanup Objective
* = The SCOs listed for Total Chromium are the trivalent chromium SCOs and hexavalent chromium SCOs, respectively, as total chromium does not have an established SCO.

TABLE 1
Soil Sampling Analytical Results
Proposed CVS/Pharmacy Store No. 10386
13 Culver Street and 372 Riverdale Avenue
City of Yonkers, Westchester County, New York

Sample ID	NYSDEC Unrestricted Use Soil Cleanup Objective (mg/kg)	NYSDEC Residential Use Soil Cleanup Objective (mg/kg)	NYSDEC Restricted Residential Use Soil Cleanup Objective (mg/kg)	NYSDEC Commercial Use Soil Cleanup Objective (mg/kg)	NYSDEC Industrial Use Soil Cleanup Objective (mg/kg)	NYSDEC Protection of Ecological Resources Soil Cleanup Objective (mg/kg)	NYSDEC Protection of Groundwater Soil Cleanup Objective (mg/kg)	SB-14A			SB-14B			SB-15			SB-16			SB-17			SB-18			SB-19		
Lab ID								AC98737-004			AC98737-006			AC98694-004			AC98694-007			AC98737-005			AC98711-002			AC98711-008		
Date								6/29/2017			6/29/2017			6/27/2017			6/27/2017			6/29/2017			6/28/2017			6/27/2017		
Matrix								Soil			Soil			Soil			Soil			Soil			Soil			Soil		
Depth (feet bgs)								0.5-1.0			1.5-2.0			0.5-1.0			0.5-1.0			8.0-8.5			7.0-7.5			0.5-1.0		
Units								mg/Kg			mg/Kg			mg/Kg			mg/Kg			mg/Kg			mg/Kg			mg/Kg		
								Result	Q	RL	Result	Q	RL	Result	Q	RL	Result	Q	RL	Result	Q	RL	Result	Q	RL	Result	Q	RL
Volatile Organic Compounds (VOCs)																												
1,1,1-Trichloroethane	0.68	100	100	500	1,000	-	0.68		U	0.0026		U	0.0027		U	0.0028		U	0.0022		U	0.0027		U	0.0021		U	0.0023
1,1,2,2-Tetrachloroethane	-	-	-	-	-	-	-		U	0.0026		U	0.0027		U	0.0028		U	0.0022		U	0.0027		U	0.0021		U	0.0023
1,1,2-Trichloro-1,2,2-trifluoroethane	-	-	-	-	-	-	-		U	0.0026		U	0.0027		U	0.0028		U	0.0022		U	0.0027		U	0.0021		U	0.0023
1,1,2-Trichloroethane	-	-	-	-	-	-	-		U	0.0026		U	0.0027		U	0.0028		U	0.0022		U	0.0027		U	0.0021		U	0.0023
1,1-Dichloroethane	0.27	19	26	240	480	-	0.27		U	0.0026		U	0.0027		U	0.0028		U	0.0022		U	0.0027		U	0.0021		U	0.0023
1,1-Dichloroethene	0.33	100	100	500	1,000	-	0.33		U	0.0026		U	0.0027		U	0.0028		U	0.0022		U	0.0027		U	0.0021		U	0.0023
1,2,3-Trichlorobenzene	-	-	-	-	-	-	-		U	0.0026		U	0.0027		U	0.0028		U	0.0022		U	0.0027		U	0.0021		U	0.0023
1,2,4-Trichlorobenzene	-	-	-	-	-	-	-		U	0.0026		U	0.0027		U	0.0028		U	0.0022		U	0.0027		U	0.0021		U	0.0023
1,2,4-Trimethylbenzene	3.6	47	52	190	380	-	3.6		U	0.0013		U	0.0014		U	0.0014		U	0.0011		U	0.0013		U	0.0011		U	0.0011
1,2-Dibromo-3-chloropropane	-	-	-	-	-	-	-		U	0.0026		U	0.0027		U	0.0028		U	0.0022		U	0.0027		U	0.0021		U	0.0023
1,2-Dibromoethane	-	-	-	-	-	-	-		U	0.0013		U	0.0014		U	0.0014		U	0.0011		U	0.0013		U	0.0011		U	0.0011
1,2-Dichlorobenzene	1.10	100	100	500	1,000	-	1.1		U	0.0026		U	0.0027		U	0.0028		U	0.0022		U	0.0027		U	0.0021		U	0.0023
1,2-Dichloroethane	0.02	2.3	3.1	30	60	10	0.02		U	0.0026		U	0.0027		U	0.0028		U	0.0022		U	0.0027		U	0.0021		U	0.0023
1,2-Dichloropropane	-	-	-	-	-	-	-		U	0.0026		U	0.0027		U	0.0028		U	0.0022		U	0.0027		U	0.0021		U	0.0023
1,3,5-Trimethylbenzene	8.4	47	52	190	380	-	8.4		U	0.0013		U	0.0014		U	0.0014		U	0.0011		U	0.0013		U	0.0011		U	0.0011
1,3-Dichlorobenzene	2.4	17	49	280	560	-	0.19		U	0.0026		U	0.0027		U	0.0028		U	0.0022		U	0.0027		U	0.0021		U	0.0023
1,4-Dichlorobenzene	1.8	9.8	13	130	250	20	1.8		U	0.0026		U	0.0027		U	0.0028		U	0.0022		U	0.0027		U	0.0021		U	0.0023
1,4-Dioxane	0.1	9.8	13	130	250	0.1	0.1		U	0.13		U	0.14		U	0.14		U	0.11		U	0.13		U	0.11		U	0.11
2-Butanone	0.12	100	100	500	1,000	100	0.12		U	0.0026		U	0.0027		U	0.0028		U	0.0022		U	0.0027		U	0.0021		U	0.0023
2-Hexanone	-	-	-	-	-	-	-		U	0.0026		U	0.0027		U	0.0028		U	0.0022		U	0.0027		U	0.0021		U	0.0023
4-Isopropyltoluene	-	-	-	-	-	-	-		U	0.0013		U	0.0014		U	0.0014		U	0.0011		U	0.0013		U	0.0011		U	0.0011
4-Methyl-2-pentanone	-	-	-	-	-	-	-		U	0.0026		U	0.0027		U	0.0028		U	0.0022		U	0.0027		U	0.0021		U	0.0023
Acetone	0.05	100	100	500	1,000	2.2	0.05		U	0.013		U	0.014		U	0.014		U	0.011		U	0.013		U	0.011		U	0.011
Benzene	0.06	2.9	4.8	44	89	70	0.06		U	0.0013		U	0.0014		U	0.0014		U	0.0011		U	0.0013		U	0.0011		U	0.0011
Bromochloromethane	-	-	-	-	-	-	-		U	0.0026		U	0.0027		U	0.0028		U	0.0022		U	0.0027		U	0.0021		U	0.0023
Bromodichloromethane	-	-	-	-	-	-	-		U	0.0026		U	0.0027		U	0.0028		U	0.0022		U	0.0027		U	0.0021		U	0.0023
Bromoform	-	-	-	-	-	-	-		U	0.0026		U	0.0027		U	0.0028		U	0.0022		U	0.0027		U	0.0021		U	0.0023
Bromomethane	-	-	-	-	-	-	-		U	0.0026		U	0.0027		U	0.0028		U	0.0022		U	0.0027		U	0.0021		U	0.0023
Carbon disulfide	-	-	-	-	-	-	-		U	0.0026		U	0.0027		U	0.0028		U	0.0022		U	0.0027		U	0.0021		U	0.0023
Carbon tetrachloride	0.76	1.4	2.4	22	44	-	0.76		U	0.0026		U	0.0027		U	0.0028		U	0.0022		U	0.0027		U	0.0021		U	0.0023
Chlorobenzene	1.1	100	100	500	1,000	40	1.1		U	0.0026		U	0.0027		U	0.0028		U	0.0022		U	0.0027		U	0.0021		U	0.0023
Chloroethane	-	-	-	-	-	-	-		U	0.0026		U	0.0027		U	0.0028		U	0.0022		U	0.0027		U	0.0021		U	0.0023
Chloroform	0.37	10	49	350	700	12	0.37		U	0.0026		U	0.0027		U	0.0028		U	0.0022		U	0.0027		U	0.0021		U	0.0023
Chloromethane	-	-	-	-	-	-	-		U	0.0026		U	0.0027		U	0.0028		U	0.0022		U	0.0027		U	0.0021		U	0.0023
cis-1,2-Dichloroethene	0.25	59	100	500	1,000	-	0.25		U	0.0026		U	0.0027		U	0.0028		U	0.0022		U	0.0027		U	0.0021		U	0.0023
cis-1,3-Dichloropropene	-	-	-	-	-	-	-		U	0.0026		U	0.0027		U	0.0028		U	0.0022		U	0.0027		U	0.0021		U	0.0023
Cyclohexane	-	-	-	-	-	-	-		U	0.0026		U	0.0027		U	0.0028		U	0.0022		U	0.0027		U	0.0021		U	0.0023
Dibromochloromethane	-	-	-	-	-	-	-		U	0.0026		U	0.0027		U	0.0028		U	0.0022		U	0.0027		U	0.0021		U	0.0023
Dichlorodifluoromethane	-	-	-	-	-	-	-		U	0.0026		U	0.0027		U	0.0028		U	0.0022		U	0.0027		U	0.0021		U	0.0023
Ethylbenzene	1	30	41	390	780	-	1		U	0.0013		U	0.0014		U	0.0014		U	0.0011		U	0.0013		U	0.0011		U	0.0011
Isopropylbenzene	-	-	-	-	-	-	-		U	0.0013		U	0.0014		U	0.0014		U	0.0011		U	0.0013		U	0.0011		U	0.0011
m&p-Xylenes	-	-	-	-	-	-	-		U	0.0013		U	0.0014		U	0.0014		U	0.0011		U	0.0013		U	0.0011		U	0.0011
Methyl Acetate	-	-	-	-	-	-	-		U	0.0026		U	0.0027		U	0.0028		U	0.0022		U	0.0027		U	0.0021		U	0.0023
Methylcyclohexane	-	-	-	-	-	-	-		U	0.0026		U	0.0027		U	0.0028		U	0.0022		U	0.0027		U	0.0021		U	0.0023
Methylene chloride	0.05	51	100	500	1,000	12	0.05		U	0.0026		U	0.0027		U	0.0028		U	0.0022		U	0.0027		U	0.0021		U	0.0023
Methyl-t-butyl ether	0.93	62	100	500	1,000	-	0.93		U	0.0013		U	0.0014		U	0.0014		U	0.0011		U	0.0013		U	0.0011		U	0.0011
n-Butylbenzene	12	-	-	-	-	-	-		U	0.0013		U	0.0014		U	0.0014		U	0.0011		U	0.0013		U	0.0011		U	0.0011
n-Propylbenzene	3.9	100	100	500	1,000	-	3.9		U	0.0013		U	0.0014		U	0.0014		U	0.0011		U	0.0013		U	0.0011		U	0.0011
o-Xylene	-	-	-	-	-	-	-		U	0.0013		U	0.0014		U	0.0014		U	0.0011		U	0.0013		U	0.0011		U	0.0011
sec-Butylbenzene	11	100	100	500	1,000	-	11		U	0.0013		U	0.0014		U	0.0014		U	0.0011		U	0.0013		U	0.0011		U	0.0011
Styrene	-	-	-	-	-	-	-		U	0.0026		U	0.0027		U	0.0028		U	0.0022		U	0.0027		U	0.0021		U	0.0023
t-Butylbenzene	5.9	100	100	500	1,000	-	5.9		U	0.0013		U	0.0014		U	0.0014		U	0.0011		U	0.0013		U	0.0011		U	0.0011

TABLE 1
Soil Sampling Analytical Results
Proposed CVS/Pharmacy Store No. 10386
13 Culver Street and 372 Riverdale Avenue
City of Yonkers, Westchester County, New York

Sample ID	NYSDEC Unrestricted Use Soil Cleanup Objective (mg/kg)	NYSDEC Residential Use Soil Cleanup Objective (mg/kg)	NYSDEC Restricted Residential Use Soil Cleanup Objective (mg/kg)	NYSDEC Commercial Use Soil Cleanup Objective (mg/kg)	NYSDEC Industrial Use Soil Cleanup Objective (mg/kg)	NYSDEC Protection of Ecological Resources Soil Cleanup Objective (mg/kg)	NYSDEC Protection of Groundwater Soil Cleanup Objective (mg/kg)	SB-14A			SB-14B			SB-15			SB-16			SB-17			SB-18			SB-19		
Lab ID								AC98737-004			AC98737-006			AC98694-004			AC98694-007			AC98737-005			AC98711-002			AC98711-008		
Date								6/29/2017			6/29/2017			6/27/2017			6/27/2017			6/29/2017			6/28/2017			6/27/2017		
Matrix								Soil			Soil			Soil			Soil			Soil			Soil			Soil		
Depth (feet bgs)								0.5-1.0			1.5-2.0			0.5-1.0			0.5-1.0			8.0-8.5			7.0-7.5			0.5-1.0		
Units								mg/Kg			mg/Kg			mg/Kg			mg/Kg			mg/Kg			mg/Kg			mg/Kg		
								Result	Q	RL	Result	Q	RL	Result	Q	RL	Result	Q	RL	Result	Q	RL	Result	Q	RL	Result	Q	RL
Volatile Organic Compounds (VOCs) continued																												
Tetrachloroethene	1.3	5.5	19	150	300	2	1.3		U	0.0026	0.0035		0.0027	0.0028		0.0028		U	0.0022		U	0.0027		U	0.0021		U	0.0023
Toluene	0.7	100	100	500	1,000	36	0.7		U	0.0013		U	0.0014		U	0.0014		U	0.0011		U	0.0013		U	0.0011		U	0.0011
trans-1,2-Dichloroethene	0.19	100	100	500	1,000	-	0.19		U	0.0026		U	0.0027		U	0.0028		U	0.0022		U	0.0027		U	0.0021		U	0.0023
trans-1,3-Dichloropropene	-	-	-	-	-	-	-		U	0.0026		U	0.0027		U	0.0028		U	0.0022		U	0.0027		U	0.0021		U	0.0023
Trichloroethene	0.47	10	21	200	400	2	0.47		U	0.0026		U	0.0027		U	0.0028		U	0.0022		U	0.0027		U	0.0021		U	0.0023
Trichlorofluoromethane	-	-	-	-	-	-	-		U	0.0026		U	0.0027		U	0.0028		U	0.0022		U	0.0027		U	0.0021		U	0.0023
Vinyl chloride	0.02	0.21	0.90	13	27	-	0.02		U	0.0026		U	0.0027		U	0.0028		U	0.0022		U	0.0027		U	0.0021		U	0.0023
Xylenes (Total)	0.26	100	100	500	1,000	0.26	1.6		U	0.0013		U	0.0014		U	0.0014		U	0.0011		U	0.0013		U	0.0011		U	0.0011
Total VOC TICs	-	-	-	-	-	-	-	NA			NA			NA			NA			NA			NA			NA		
Semi-Volatile Organic Compounds (SVOCs)																												
1,1'-Biphenyl	-	-	-	-	-	-	-	NA				U	0.2	NA			NA			NA				U	0.039		U	0.037
1,2,4,5-Tetrachlorobenzene	-	-	-	-	-	-	-	NA				U	0.2	NA			NA			NA				U	0.039		U	0.037
2,3,4,6-Tetrachlorophenol	-	-	-	-	-	-	-	NA				U	0.2	NA			NA			NA				U	0.039		U	0.037
2,4,5-Trichlorophenol	-	-	-	-	-	-	-	NA				U	0.2	NA			NA			NA				U	0.039		U	0.037
2,4,6-Trichlorophenol	-	-	-	-	-	-	-	NA				U	0.2	NA			NA			NA				U	0.039		U	0.037
2,4-Dichlorophenol	-	-	-	-	-	-	-	NA				U	0.05	NA			NA			NA				U	0.0098		U	0.0094
2,4-Dimethylphenol	-	-	-	-	-	-	-	NA				U	0.05	NA			NA			NA				U	0.0098		U	0.0094
2,4-Dinitrophenol	-	-	-	-	-	-	-	NA				U	0.99	NA			NA			NA				U	0.2		U	0.19
2,4-Dinitrotoluene	-	-	-	-	-	-	-	NA				U	0.2	NA			NA			NA				U	0.039		U	0.037
2,6-Dinitrotoluene	-	-	-	-	-	-	-	NA				U	0.2	NA			NA			NA				U	0.039		U	0.037
2-Chloronaphthalene	-	-	-	-	-	-	-	NA				U	0.2	NA			NA			NA				U	0.039		U	0.037
2-Chlorophenol	-	-	-	-	-	-	-	NA				U	0.2	NA			NA			NA				U	0.039		U	0.037
2-Methylnaphthalene	-	-	-	-	-	-	-		U	0.038		U	0.2		U	0.039		U	0.038		U	0.041		U	0.039		U	0.037
2-Methylphenol	0.33	100	100	500	1000	-	0.33	NA				U	0.05	NA			NA			NA				U	0.0098		U	0.0094
2-Nitroaniline	-	-	-	-	-	-	-	NA				U	0.2	NA			NA			NA				U	0.039		U	0.037
2-Nitrophenol	-	-	-	-	-	-	-	NA				U	0.2	NA			NA			NA				U	0.039		U	0.037
3&4-Methylphenol	34*	34*	100	500	1000	-	0.33	NA				U	0.05	NA			NA			NA				U	0.0098		U	0.0094
3,3'-Dichlorobenzidine	-	-	-	-	-	-	-	NA				U	0.2	NA			NA			NA				U	0.039		U	0.037
3-Nitroaniline	-	-	-	-	-	-	-	NA				U	0.2	NA			NA			NA				U	0.039		U	0.037
4,6-Dinitro-2-methylphenol	-	-	-	-	-	-	-	NA				U	0.99	NA			NA			NA				U	0.2		U	0.19
4-Bromophenyl-phenylether	-	-	-	-	-	-	-	NA				U	0.2	NA			NA			NA				U	0.039		U	0.037
4-Chloro-3-methylphenol	-	-	-	-	-	-	-	NA				U	0.2	NA			NA			NA				U	0.039		U	0.037
4-Chloroaniline	-	-	-	-	-	-	-	NA				U	0.05	NA			NA			NA				U	0.0098		U	0.0094
4-Chlorophenyl-phenylether	-	-	-	-	-	-	-	NA				U	0.2	NA			NA			NA				U	0.039		U	0.037
4-Nitroaniline	-	-	-	-	-	-	-	NA				U	0.2	NA			NA			NA				U	0.039		U	0.037
4-Nitrophenol	-	-	-	-	-	-	-	NA				U	0.2	NA			NA			NA				U	0.039		U	0.037
Acenaphthene	20	100	100	500	1000	20	98	0.053		0.038		U	0.2	0.075		0.039		U	0.038		U	0.041		U	0.039	0.074		0.037
Acenaphthylene	100	100	100	500	1000	-	107		U	0.038		U	0.2	0.069		0.039		U	0.038		U	0.041		U	0.039		U	0.037
Acetophenone	-	-	-	-	-	-	-	NA				U	0.2	NA			NA			NA				U	0.039		U	0.037
Anthracene	100	100	100	500	1000	-	1000	0.11		0.038		U	0.2	0.14		0.039		U	0.038		U	0.041		U	0.039	0.25		0.037
Atrazine	-	-	-	-	-	-	-	NA				U	0.2	NA			NA			NA				U	0.039		U	0.037
Benzaldehyde	-	-	-	-	-	-	-	NA				U	0.2	NA			NA			NA				U	0.039		U	0.037
Benzo[a]anthracene	1	1	1	5.6	11	-	1	0.51		0.038	0.61		0.2	0.61		0.039	0.038		0.038		U	0.041		U	0.039	0.59		0.037
Benzo[a]pyrene	1	1	1	1	1.1	2.6	22	0.48		0.038	0.61		0.2	0.6		0.039		U	0.038		U	0.041		U	0.039	0.51		0.037
Benzo[b]fluoranthene	1	1	1	5.6	11	-	1.7	0.69		0.038	0.86		0.2	0.9		0.039	0.048		0.038		U	0.041		U	0.039	0.69		0.037
Benzo[g,h,i]perylene	100	100	100	500	1000	-	1.7	0.33		0.038	0.45		0.2	0.42		0.039		U	0.038		U	0.041		U	0.039	0.36		0.037
Benzo[k]fluoranthene	0.8	1	3.9	56	100	-	1.7	0.22		0.038	0.29		0.2	0.28		0.039		U	0.038		U	0.041		U	0.039	0.18		0.037
bis(2-Chloroethoxy)methane	-	-	-	-	-	-	-	NA				U	0.2	NA			NA			NA				U	0.039		U	0.037
bis(2-Chloroethyl)ether	-	-	-	-	-	-	-	NA				U	0.05	NA			NA			NA				U	0.0098		U	0.0094
bis(2-Chloroisopropyl)ether	-	-	-	-	-	-	-	NA				U	0.2	NA			NA			NA				U	0.039		U	0.037
bis(2-Ethylhexyl)phthalate	-	-	-	-	-	-	-	NA			0.51		0.2	NA			NA			NA				U	0.039		U	0.037
Butylbenzylphthalate	-	-	-	-	-	-	-	NA				U	0.2	NA			NA			NA				U	0.039		U	0.037

TABLE 1
Soil Sampling Analytical Results
Proposed CVS/Pharmacy Store No. 10386
13 Culver Street and 372 Riverdale Avenue
City of Yonkers, Westchester County, New York

Sample ID	NYSDEC Unrestricted Use Soil Cleanup Objective (mg/kg)	NYSDEC Residential Use Soil Cleanup Objective (mg/kg)	NYSDEC Restricted Residential Use Soil Cleanup Objective (mg/kg)	NYSDEC Commercial Use Soil Cleanup Objective (mg/kg)	NYSDEC Industrial Use Soil Cleanup Objective (mg/kg)	NYSDEC Protection of Ecological Resources Soil Cleanup Objective (mg/kg)	NYSDEC Protection of Groundwater Soil Cleanup Objective (mg/kg)	SB-14A			SB-14B			SB-15			SB-16			SB-17			SB-18			SB-19		
Lab ID								AC98737-004			AC98737-006			AC98694-004			AC98694-007			AC98737-005			AC98711-002			AC98711-008		
Date								6/29/2017			6/29/2017			6/27/2017			6/27/2017			6/29/2017			6/28/2017			6/27/2017		
Matrix								Soil			Soil			Soil			Soil			Soil			Soil			Soil		
Depth (feet bgs)								0.5-1.0			1.5-2.0			0.5-1.0			0.5-1.0			8.0-8.5			7.0-7.5			0.5-1.0		
Units								mg/Kg			mg/Kg			mg/Kg			mg/Kg			mg/Kg			mg/Kg			mg/Kg		
								Result	Q	RL	Result	Q	RL	Result	Q	RL	Result	Q	RL	Result	Q	RL	Result	Q	RL	Result	Q	RL
Semi-Volatile Organic Compounds (SVOCs) continued																												
Caprolactam	-	-	-	-	-	-	-	NA				U	0.2	NA			NA			NA				U	0.039		U	0.037
Carbazole	-	-	-	-	-	-	-	NA				U	0.2	NA			NA			NA				U	0.039	0.053		0.037
Chrysene	1	1	3.9	56	110	-	1	0.54		0.038	0.71		0.2	0.71		0.039		U	0.038		U	0.041		U	0.039	0.53		0.037
Dibenzo[a,h]anthracene	0.33	0.33	0.33	0.56	1.1	-	1000	0.12		0.038		U	0.2	0.15		0.039		U	0.038		U	0.041		U	0.039	0.089		0.037
Dibenzofuran	-	-	-	-	-	-	-	NA				U	0.05	NA			NA			NA				U	0.0098	0.045		0.0094
Diethylphthalate	-	-	-	-	-	-	-	NA				U	0.2	NA			NA			NA				U	0.039		U	0.037
Dimethylphthalate	-	-	-	-	-	-	-	NA				U	0.2	NA			NA			NA				U	0.039		U	0.037
Di-n-butylphthalate	-	-	-	-	-	-	-	NA				U	0.05	NA			NA			NA				U	0.0098		U	0.0094
Di-n-octylphthalate	-	-	-	-	-	-	-	NA				U	0.2	NA			NA			NA				U	0.039		U	0.037
Fluoranthene	100	100	100	500	1000	-	1000	0.95		0.038	1.2		0.2	1.2		0.039	0.065		0.038		U	0.041		U	0.039	1.4		0.037
Fluorene	30	100	100	500	1000	30	386	0.038		0.038		U	0.2	0.059		0.039		U	0.038		U	0.041		U	0.039	0.047		0.037
Hexachlorobenzene	-	-	-	-	-	-	-	NA				U	0.2	NA			NA			NA				U	0.039		U	0.037
Hexachlorobutadiene	-	-	-	-	-	-	-	NA				U	0.2	NA			NA			NA				U	0.039		U	0.037
Hexachlorocyclopentadiene	-	-	-	-	-	-	-	NA				U	0.47	NA			NA			NA				U	0.092		U	0.088
Hexachloroethane	-	-	-	-	-	-	-	NA				U	0.2	NA			NA			NA				U	0.039		U	0.037
Indeno[1,2,3-cd]pyrene	0.5	0.5	0.5	5.6	11	-	8.2	0.31		0.038	0.42		0.2	0.39		0.039		U	0.038		U	0.041		U	0.039	0.33		0.037
Isophorone	-	-	-	-	-	-	-	NA				U	0.2	NA			NA			NA				U	0.039		U	0.037
Naphthalene	12	100	100	500	1000	-	12	0.014		0.0095		U	0.05	0.023		0.0097		U	0.0095		U	0.01		U	0.098		U	0.0094
Nitrobenzene	-	-	-	-	-	-	-	NA				U	0.2	NA			NA			NA				U	0.039		U	0.037
N-Nitroso-di-n-propylamine	-	-	-	-	-	-	-	NA				U	0.05	NA			NA			NA				U	0.0098		U	0.0094
N-Nitrosodiphenylamine	-	-	-	-	-	-	-	NA				U	0.2	NA			NA			NA				U	0.039		U	0.037
Pentachlorophenol	0.8	100	100	500	1000	-	1000	NA				U	0.99	NA			NA			NA				U	0.2		U	0.19
Phenanthrene	100	100	100	50	1000	-	1000	0.58		0.038	0.55		0.2	0.73		0.039		U	0.038		U	0.041		U	0.039	1.1		0.037
Phenol	0.33	-	-	-	-	-	-	NA				U	0.2	NA			NA			NA				U	0.039		U	0.037
Pyrene	100	100	100	500	1000	-	1000	0.98		0.038	1.1		0.2	1.3		0.039	0.065		0.038		U	0.041		U	0.039	1.4		0.037
Total SVOC TICs	-	-	-	-	-	-	-	NA			24	J		NA			NA			NA			NA			NA		

TABLE 1
Soil Sampling Analytical Results
Proposed CVS/Pharmacy Store No. 10386
13 Culver Street and 372 Riverdale Avenue
City of Yonkers, Westchester County, New York

Sample ID	NYSDEC Unrestricted Use Soil Cleanup Objective (mg/kg)	NYSDEC Residential Use Soil Cleanup Objective (mg/kg)	NYSDEC Restricted Residential Use Soil Cleanup Objective (mg/kg)	NYSDEC Commercial Use Soil Cleanup Objective (mg/kg)	NYSDEC Industrial Use Soil Cleanup Objective (mg/kg)	NYSDEC Protection of Ecological Resources Soil Cleanup Objective (mg/kg)	NYSDEC Protection of Groundwater Soil Cleanup Objective (mg/kg)	SB-14A			SB-14B			SB-15			SB-16			SB-17			SB-18			SB-19		
Lab ID								AC98737-004			AC98737-006			AC98694-004			AC98694-007			AC98737-005			AC98711-002			AC98711-008		
Date								6/29/2017			6/29/2017			6/27/2017			6/27/2017			6/29/2017			6/28/2017			6/27/2017		
Matrix								Soil			Soil			Soil			Soil			Soil			Soil			Soil		
Depth (feet bgs)								0.5-1.0			1.5-2.0			0.5-1.0			0.5-1.0			8.0-8.5			7.0-7.5			0.5-1.0		
Units								mg/Kg			mg/Kg			mg/Kg			mg/Kg			mg/Kg			mg/Kg			mg/Kg		
								Result	Q	RL	Result	Q	RL	Result	Q	RL	Result	Q	RL	Result	Q	RL	Result	Q	RL	Result	Q	RL
Metals																												
Aluminum	-	-	-	-	-	-	-	NA			8,900		240	NA			NA			NA			20,000		240	8,900		220
Antimony	-	-	-	-	-	-	-	NA				U	0.95	NA			NA			NA				U	0.94		U	0.9
Arsenic	13	16	16	16	16	13	16	NA			7.9		0.24	NA			NA			NA			1.6		0.24	3.8		0.22
Barium	350	350	400	400	10,000	433	820	NA			320		12	NA			NA			NA			120		12	60		11
Beryllium	7.2	14	72	590	2,700	10	47	NA			0.48		0.24	NA			NA			NA			0.32		0.24	0.32		0.22
Cadmium	2.5	2.5	4.3	9.3	60	4	7.5	NA			***3.7***		0.48	NA			NA			NA				U	0.47		U	0.45
Calcium	-	-	-	-	-	-	-	NA			21,000		1200	NA			NA			NA			3,300		1,200		U	1,100
Total Chromium*	30/1	36/22	180/110	1,500/400	6,800/800	41/1	-/19	NA			**36**		6	NA			NA			NA			**31**		5.9	***13***		5.6
Cobalt	-	-	-	-	-	-	-	NA			7.6		3	NA			NA			NA			12		2.9	5.9		2.8
Copper	50	270	270	270	10,000	50	1,720	NA			**4,900**		6	NA			NA			NA			38		5.9	24		5.6
Iron	-	-	-	-	-	-	-	NA			16,000		240	NA			NA			NA			30,000		240	14,000		220
Lead	63	400	400	1,000	3,900	63	450	NA			**720**		6	NA			NA			NA			20		5.9	***130***		5.6
Magnesium	-	-	-	-	-	-	-	NA			4,800		600	NA			NA			NA			6,000		590	2,400		560
Manganese	1,600	2,000	2,000	10,000	10,000	1,600	2,000	NA			300		12	NA			NA			NA			***1,800***		12	310		11
Total Mercury	0.18	0.81	0.81	2.8	5.7	0.18	0.73	NA			**3**		0.099	NA			NA			NA				U	0.098	***0.33***		0.094
Nickel	30	140	310	310	10,000	30	130	NA			20		6	NA			NA			NA			29		5.9	12		5.6
Potassium	-	-	-	-	-	-	-	NA			890		600	NA			NA			NA			1,800		590	720		560
Selenium	3.9	36	180	1,500	6,800	3.9	4	NA				U	2.4	NA			NA			NA				U	2.4		U	2.2
Silver	2	36	180	1,500	6,800	2	8.3	NA			0.54		0.24	NA			NA			NA				U	0.24		U	0.22
Sodium	-	-	-	-	-	-	-	NA				U	300	NA			NA			NA				U	290		U	280
Thallium	-	-	-	-	-	-	-	NA				U	0.48	NA			NA			NA				U	0.47		U	0.45
Vanadium	-	-	-	-	-	-	-	NA			39		12	NA			NA			NA			40		12	15		11
Zinc	109	3,300	10,000	10,000	10,000	109	2,480	NA			***580***		12	NA			NA			NA			75		12	69		11
Pesticides																												
a-Chlordane	-	-	-	-	-	-	-	NA			NA			NA			NA			NA			NA			NA		
Aldrin	0.01	0.02	0.10	0.68	1.40	0.14	0.19	NA			NA			NA			NA			NA			NA			NA		
Alpha-BHC	0.02	0.10	0.48	3.40	6.80	0.04	0.02	NA			NA			NA			NA			NA			NA			NA		
beta-BHC	0.04	0.07	0.36	3	14	0.6	0.09	NA			NA			NA			NA			NA			NA			NA		
Chlordane (Total)	0.09	0.91	4.2	24	47	1.3	2.9	NA			NA			NA			NA			NA			NA			NA		
delta-BHC	0.04	100	100	500	1,000	0.04	0.25	NA			NA			NA			NA			NA			NA			NA		
Dieldrin	0.01	0.04	0.2	1.40	2.8	0.01	0.1	NA			NA			NA			NA			NA			NA			NA		
Endosulfan I	2.4	4.8	24	200	920	-	102	NA			NA			NA			NA			NA			NA			NA		
Endosulfan II	2.4	4.8	24	200	920	-	102	NA			NA			NA			NA			NA			NA			NA		
Endosulfan Sulfate	2.4	4.8	24	200	920	-	1,000	NA			NA			NA			NA			NA			NA			NA		
Endrin	0.01	2.2	11	89	410	0.01	0.06	NA			NA			NA			NA			NA			NA			NA		
Endrin Aldehyde	-	-	-	-	-	-	-	NA			NA			NA			NA			NA			NA			NA		
Endrin Ketone	-	-	-	-	-	-	-	NA			NA			NA			NA			NA			NA			NA		
gamma-BHC	-	-	-	-	-	-	-	NA			NA			NA			NA			NA			NA			NA		
Heptachlor	0.04	0.42	2.1	15	29	0.14	0.38	NA			NA			NA			NA			NA			NA			NA		
Heptachlor Epoxide	-	-	-	-	-	-	-	NA			NA			NA			NA			NA			NA			NA		
Methoxychlor	-	-	-	-	-	-	-	NA			NA			NA			NA			NA			NA			NA		
p,p'-DDD	0.0033	2.6	13	92	180	0.0033	14	NA			NA			NA			NA			NA			NA			NA		
p,p'-DDE	0.0033	1.8	8.9	62	120	0.0033	17	NA			NA			NA			NA			NA			NA			NA		
p,p'-DDT	0.0033	1.7	7.9	47	94	0.0033	136	NA			NA			NA			NA			NA			NA			NA		
Toxaphene	-	-	-	-	-	-	-	NA			NA			NA			NA			NA			NA			NA		
y-Chlordane	0.094	0.91	4.2	24	47	1.3	2.9	NA			NA			NA			NA			NA			NA			NA		

TABLE 1
Soil Sampling Analytical Results
Proposed CVS/Pharmacy Store No. 10386
13 Culver Street and 372 Riverdale Avenue
City of Yonkers, Westchester County, New York

Sample ID	NYSDEC Unrestricted Use Soil Cleanup Objective (mg/kg)	NYSDEC Residential Use Soil Cleanup Objective (mg/kg)	NYSDEC Restricted Residential Use Soil Cleanup Objective (mg/kg)	NYSDEC Commercial Use Soil Cleanup Objective (mg/kg)	NYSDEC Industrial Use Soil Cleanup Objective (mg/kg)	NYSDEC Protection of Ecological Resources Soil Cleanup Objective (mg/kg)	NYSDEC Protection of Groundwater Soil Cleanup Objective (mg/kg)	SB-14A			SB-14B			SB-15			SB-16			SB-17			SB-18			SB-19		
Lab ID								AC98737-004			AC98737-006			AC98694-004			AC98694-007			AC98737-005			AC98711-002			AC98711-008		
Date								6/29/2017			6/29/2017			6/27/2017			6/27/2017			6/29/2017			6/28/2017			6/27/2017		
Matrix								Soil			Soil			Soil			Soil			Soil			Soil			Soil		
Depth (feet bgs)								0.5-1.0			1.5-2.0			0.5-1.0			0.5-1.0			8.0-8.5			7.0-7.5			0.5-1.0		
Units								mg/Kg			mg/Kg			mg/Kg			mg/Kg			mg/Kg			mg/Kg			mg/Kg		
								Result	Q	RL	Result	Q	RL	Result	Q	RL	Result	Q	RL	Result	Q	RL	Result	Q	RL	Result	Q	RL
Polychlroinated Biphenyls (PCBs)																												
Aroclor (Total)	0.1	1	1	1	25	1	3.2	NA			***0.16***		0.03	0.04		0.029		U	0.028	NA				U	0.029		U	0.028
Aroclor-1016	-	-	-	-	-	-	-	NA				U	0.03		U	0.029		U	0.028	NA				U	0.029		U	0.028
Aroclor-1221	-	-	-	-	-	-	-	NA				U	0.03		U	0.029		U	0.028	NA				U	0.029		U	0.028
Aroclor-1232	-	-	-	-	-	-	-	NA				U	0.03		U	0.029		U	0.028	NA				U	0.029		U	0.028
Aroclor-1242	-	-	-	-	-	-	-	NA				U	0.03		U	0.029		U	0.028	NA				U	0.029		U	0.028
Aroclor-1248	-	-	-	-	-	-	-	NA				U	0.03		U	0.029		U	0.028	NA				U	0.029		U	0.028
Aroclor-1254	-	-	-	-	-	-	-	NA				U	0.03		U	0.029		U	0.028	NA				U	0.029		U	0.028
Aroclor-1260	-	-	-	-	-	-	-	NA			0.16		0.03		U	0.029		U	0.028	NA				U	0.029		U	0.028
Aroclor-1262	-	-	-	-	-	-	-	NA				U	0.03	0.04		0.029		U	0.028	NA				U	0.029		U	0.028
Aroclor-1268	-	-	-	-	-	-	-	NA				U	0.03		U	0.029		U	0.028	NA				U	0.029		U	0.028
Additional Analysis																												
Cyanide	-	-	-	-	-	-	-	NA			NA			NA			NA			NA			NA			NA		

Notes:

Q = Data Qualifier
U = Not Detected
NA = Not Analyzed
J = Estimated Value
RL = Reporting Limit
All concentrations are in milligrams per kilogram (mg/kg)
140 = concentration exceeds Protection of Groundwater Soil Cleanup Objective
140 = concentration exceeds Unrestricted Use Soil Cleanup Objective
10 = reporting limit exceeds most stringent Soil Cleanup Objective
* = The SCOs listed for Total Chromium are the trivalent chromium SCOs and hexavalent chromium SCOs, respectively, as total chromium does not have an established SCO.

TABLE 1
Soil Sampling Analytical Results
Proposed CVS/Pharmacy Store No. 10386
13 Culver Street and 372 Riverdale Avenue
City of Yonkers, Westchester County, New York

Sample ID	NYSDEC Unrestricted Use Soil Cleanup Objective (mg/kg)	NYSDEC Residential Use Soil Cleanup Objective (mg/kg)	NYSDEC Restricted Residential Use Soil Cleanup Objective (mg/kg)	NYSDEC Commercial Use Soil Cleanup Objective (mg/kg)	NYSDEC Industrial Use Soil Cleanup Objective (mg/kg)	NYSDEC Protection of Ecological Resources Soil Cleanup Objective (mg/kg)	NYSDEC Protection of Groundwater Soil Cleanup Objective (mg/kg)	SB-20			SB-21			SB-22			SB-23			SB-24C			SB-24			SB-25		
Lab ID								AC98711-003			AC98711-004			AC98711-009			AC98711-001			AC98737-008			AC98737-009			AC98737-007		
Date								6/28/2017			6/28/2017			6/27/2017			6/28/2017			6/29/2017			6/29/2017			6/29/2017		
Matrix								Soil			Soil			Soil			Soil			Soil			Soil			Soil		
Depth (feet bgs)								0.0-0.5			2.5-3.0			1.0-1.5			3.5-4.0			Composite			0.5-1.0			0.5-1.0		
Units								mg/Kg			mg/Kg			mg/Kg			mg/Kg			mg/Kg			mg/Kg			mg/Kg		
								Result	Q	RL	Result	Q	RL	Result	Q	RL	Result	Q	RL	Result	Q	RL	Result	Q	RL	Result	Q	RL
Volatile Organic Compounds (VOCs)																												
1,1,1-Trichloroethane	0.68	100	100	500	1,000	-	0.68		U	0.0019		U	0.0026		U	0.002		U	0.0022	ND		0.0024		U	0.0026		U	0.0023
1,1,2,2-Tetrachloroethane	-	-	-	-	-	-	-		U	0.0019		U	0.0026		U	0.002		U	0.0022	ND		0.0024		U	0.0026		U	0.0023
1,1,2-Trichloro-1,2,2-trifluoroethane	-	-	-	-	-	-	-		U	0.0019		U	0.0026		U	0.002		U	0.0022	ND		0.0024		U	0.0026		U	0.0023
1,1,2-Trichloroethane	-	-	-	-	-	-	-		U	0.0019		U	0.0026		U	0.002		U	0.0022	ND		0.0024		U	0.0026		U	0.0023
1,1-Dichloroethane	0.27	19	26	240	480	-	0.27		U	0.0019		U	0.0026		U	0.002		U	0.0022	ND		0.0024		U	0.0026		U	0.0023
1,1-Dichloroethene	0.33	100	100	500	1,000	-	0.33		U	0.0019		U	0.0026		U	0.002		U	0.0022	ND		0.0024		U	0.0026		U	0.0023
1,2,3-Trichlorobenzene	-	-	-	-	-	-	-		U	0.0019		U	0.0026		U	0.002		U	0.0022	ND		0.0024		U	0.0026		U	0.0023
1,2,4-Trichlorobenzene	-	-	-	-	-	-	-		U	0.0019		U	0.0026		U	0.002		U	0.0022	ND		0.0024		U	0.0026		U	0.0023
1,2,4-Trimethylbenzene	3.6	47	52	190	380	-	3.6		U	0.0010		U	0.0013		U	0.001		U	0.0011	ND		0.0012		U	0.0013		U	0.0012
1,2-Dibromo-3-chloropropane	-	-	-	-	-	-	-		U	0.0019		U	0.0026		U	0.002		U	0.0022	ND		0.0024		U	0.0026		U	0.0023
1,2-Dibromoethane	-	-	-	-	-	-	-		U	0.0010		U	0.0013		U	0.001		U	0.0011	ND		0.0012		U	0.0013		U	0.0012
1,2-Dichlorobenzene	1.10	100	100	500	1,000	-	1.1		U	0.0019		U	0.0026		U	0.002		U	0.0022	ND		0.0024		U	0.0026		U	0.0023
1,2-Dichloroethane	0.02	2.3	3.1	30	60	10	0.02		U	0.0019		U	0.0026		U	0.002		U	0.0022	ND		0.0024		U	0.0026		U	0.0023
1,2-Dichloropropane	-	-	-	-	-	-	-		U	0.0019		U	0.0026		U	0.002		U	0.0022	ND		0.0024		U	0.0026		U	0.0023
1,3,5-Trimethylbenzene	8.4	47	52	190	380	-	8.4		U	0.0010		U	0.0013		U	0.001		U	0.0011	ND		0.0012		U	0.0013		U	0.0012
1,3-Dichlorobenzene	2.4	17	49	280	560	-	0.19		U	0.0019		U	0.0026		U	0.002		U	0.0022	ND		0.0024		U	0.0026		U	0.0023
1,4-Dichlorobenzene	1.8	9.8	13	130	250	20	1.8		U	0.0019		U	0.0026		U	0.002		U	0.0022	ND		0.0024		U	0.0026		U	0.0023
1,4-Dioxane	0.1	9.8	13	130	250	0.1	0.1		U	0.10		U	0.13		U	0.10		U	0.11	ND		0.12		U	0.13		U	0.12
2-Butanone	0.12	100	100	500	1,000	100	0.12		U	0.0019		U	0.0026		U	0.002		U	0.0022	ND		0.0024	0.038		0.0026		U	0.0023
2-Hexanone	-	-	-	-	-	-	-		U	0.0019		U	0.0026		U	0.002		U	0.0022	ND		0.0024		U	0.0026		U	0.0023
4-Isopropyltoluene	-	-	-	-	-	-	-		U	0.0010		U	0.0013		U	0.001		U	0.0011	ND		0.0012		U	0.0013		U	0.0012
4-Methyl-2-pentanone	-	-	-	-	-	-	-		U	0.0019		U	0.0026		U	0.002		U	0.0022	ND		0.0024		U	0.0026		U	0.0023
Acetone	0.05	100	100	500	1,000	2.2	0.05		U	0.0096		U	0.013		U	0.010		U	0.011	ND		0.012	**0.25**		0.013		U	0.012
Benzene	0.06	2.9	4.8	44	89	70	0.06		U	0.0010		U	0.0013		U	0.001		U	0.0011	ND		0.0012		U	0.0013		U	0.0012
Bromochloromethane	-	-	-	-	-	-	-		U	0.0019		U	0.0026		U	0.002		U	0.0022	ND		0.0024		U	0.0026		U	0.0023
Bromodichloromethane	-	-	-	-	-	-	-		U	0.0019		U	0.0026		U	0.002		U	0.0022	ND		0.0024		U	0.0026		U	0.0023
Bromoform	-	-	-	-	-	-	-		U	0.0019		U	0.0026		U	0.002		U	0.0022	ND		0.0024		U	0.0026		U	0.0023
Bromomethane	-	-	-	-	-	-	-		U	0.0019		U	0.0026		U	0.002		U	0.0022	ND		0.0024		U	0.0026		U	0.0023
Carbon disulfide	-	-	-	-	-	-	-		U	0.0019		U	0.0026		U	0.002		U	0.0022	ND		0.0024	0.006		0.0026		U	0.0023
Carbon tetrachloride	0.76	1.4	2.4	22	44	-	0.76		U	0.0019		U	0.0026		U	0.002		U	0.0022	ND		0.0024		U	0.0026		U	0.0023
Chlorobenzene	1.1	100	100	500	1,000	40	1.1		U	0.0019		U	0.0026		U	0.002		U	0.0022	ND		0.0024		U	0.0026		U	0.0023
Chloroethane	-	-	-	-	-	-	-		U	0.0019		U	0.0026		U	0.002		U	0.0022	ND		0.0024		U	0.0026		U	0.0023
Chloroform	0.37	10	49	350	700	12	0.37		U	0.0019		U	0.0026		U	0.002		U	0.0022	ND		0.0024		U	0.0026		U	0.0023
Chloromethane	-	-	-	-	-	-	-		U	0.0019		U	0.0026		U	0.002		U	0.0022	ND		0.0024		U	0.0026		U	0.0023
cis-1,2-Dichloroethene	0.25	59	100	500	1,000	-	0.25		U	0.0019		U	0.0026		U	0.002		U	0.0022	ND		0.0024		U	0.0026		U	0.0023
cis-1,3-Dichloropropene	-	-	-	-	-	-	-		U	0.0019		U	0.0026		U	0.002		U	0.0022	ND		0.0024		U	0.0026		U	0.0023
Cyclohexane	-	-	-	-	-	-	-		U	0.0019		U	0.0026		U	0.002		U	0.0022	ND		0.0024		U	0.0026		U	0.0023
Dibromochloromethane	-	-	-	-	-	-	-		U	0.0019		U	0.0026		U	0.002		U	0.0022	ND		0.0024		U	0.0026		U	0.0023
Dichlorodifluoromethane	-	-	-	-	-	-	-		U	0.0019		U	0.0026		U	0.002		U	0.0022	ND		0.0024		U	0.0026		U	0.0023
Ethylbenzene	1	30	41	390	780	-	1		U	0.0010		U	0.0013		U	0.001		U	0.0011	ND		0.0012		U	0.0013		U	0.0012
Isopropylbenzene	-	-	-	-	-	-	-		U	0.0010		U	0.0013		U	0.001		U	0.0011	ND		0.0012		U	0.0013		U	0.0012
m&p-Xylenes	-	-	-	-	-	-	-		U	0.0010		U	0.0013		U	0.001		U	0.0011	ND		0.0012		U	0.0013		U	0.0012
Methyl Acetate	-	-	-	-	-	-	-		U	0.0019		U	0.0026		U	0.002		U	0.0022	ND		0.0024		U	0.0026		U	0.0023
Methylcyclohexane	-	-	-	-	-	-	-		U	0.0019		U	0.0026		U	0.002		U	0.0022	ND		0.0024		U	0.0026		U	0.0023
Methylene chloride	0.05	51	100	500	1,000	12	0.05		U	0.0019		U	0.0026		U	0.002		U	0.0022	0.0096		0.0024		U	0.0026		U	0.0023
Methyl-t-butyl ether	0.93	62	100	500	1,000	-	0.93		U	0.0010		U	0.0013		U	0.001		U	0.0011	ND		0.0012		U	0.0013		U	0.0012
n-Butylbenzene	12	-	-	-	-	-	-		U	0.0010		U	0.0013		U	0.001		U	0.0011	ND		0.0012		U	0.0013		U	0.0012
n-Propylbenzene	3.9	100	100	500	1,000	-	3.9		U	0.0010		U	0.0013		U	0.001		U	0.0011	ND		0.0012		U	0.0013		U	0.0012
o-Xylene	-	-	-	-	-	-	-		U	0.0010		U	0.0013		U	0.001		U	0.0011	ND		0.0012		U	0.0013		U	0.0012
sec-Butylbenzene	11	100	100	500	1,000	-	11		U	0.0010		U	0.0013		U	0.001		U	0.0011	ND		0.0012		U	0.0013		U	0.0012
Styrene	-	-	-	-	-	-	-		U	0.0019		U	0.0026		U	0.002		U	0.0022	ND		0.0024		U	0.0026		U	0.0023
t-Butylbenzene	5.9	100	100	500	1,000	-	5.9		U	0.0010		U	0.0013		U	0.001		U	0.0011	ND		0.0012		U	0.0013		U	0.0012

TABLE 1
Soil Sampling Analytical Results
Proposed CVS/Pharmacy Store No. 10386
13 Culver Street and 372 Riverdale Avenue
City of Yonkers, Westchester County, New York

Sample ID	NYSDEC Unrestricted Use Soil Cleanup Objective (mg/kg)	NYSDEC Residential Use Soil Cleanup Objective (mg/kg)	NYSDEC Restricted Residential Use Soil Cleanup Objective (mg/kg)	NYSDEC Commercial Use Soil Cleanup Objective (mg/kg)	NYSDEC Industrial Use Soil Cleanup Objective (mg/kg)	NYSDEC Protection of Ecological Resources Soil Cleanup Objective (mg/kg)	NYSDEC Protection of Groundwater Soil Cleanup Objective (mg/kg)	SB-20			SB-21			SB-22			SB-23			SB-24C			SB-24			SB-25		
Lab ID								AC98711-003			AC98711-004			AC98711-009			AC98711-001			AC98737-008			AC98737-009			AC98737-007		
Date								6/28/2017			6/28/2017			6/27/2017			6/28/2017			6/29/2017			6/29/2017			6/29/2017		
Matrix								Soil			Soil			Soil			Soil			Soil			Soil			Soil		
Depth (feet bgs)								0.0-0.5			2.5-3.0			1.0-1.5			3.5-4.0			Composite			0.5-1.0			0.5-1.0		
Units								mg/Kg			mg/Kg			mg/Kg			mg/Kg			mg/Kg			mg/Kg			mg/Kg		
								Result	Q	RL	Result	Q	RL	Result	Q	RL	Result	Q	RL	Result	Q	RL	Result	Q	RL	Result	Q	RL
Volatile Organic Compounds (VOCs) continued																												
Tetrachloroethene	1.3	5.5	19	150	300	2	1.3		U	0.0019		U	0.0026		U	0.002		U	0.0022	ND		0.0024		U	0.0026		U	0.0023
Toluene	0.7	100	100	500	1,000	36	0.7		U	0.0010		U	0.0013		U	0.001		U	0.0011	ND		0.0012		U	0.0013		U	0.0012
trans-1,2-Dichloroethene	0.19	100	100	500	1,000	-	0.19		U	0.0019		U	0.0026		U	0.002		U	0.0022	ND		0.0024		U	0.0026		U	0.0023
trans-1,3-Dichloropropene	-	-	-	-	-	-	-		U	0.0019		U	0.0026		U	0.002		U	0.0022	ND		0.0024		U	0.0026		U	0.0023
Trichloroethene	0.47	10	21	200	400	2	0.47		U	0.0019		U	0.0026		U	0.002		U	0.0022	ND		0.0024		U	0.0026		U	0.0023
Trichlorofluoromethane	-	-	-	-	-	-	-		U	0.0019		U	0.0026		U	0.002		U	0.0022	ND		0.0024		U	0.0026		U	0.0023
Vinyl chloride	0.02	0.21	0.90	13	27	-	0.02		U	0.0019		U	0.0026		U	0.002		U	0.0022	ND		0.0024		U	0.0026		U	0.0023
Xylenes (Total)	0.26	100	100	500	1,000	0.26	1.6		U	0.0010		U	0.0013		U	0.001		U	0.0011	ND		0.0012		U	0.0013		U	0.0012
Total VOC TICs	-	-	-	-	-	-	-	NA			NA			NA			NA			0.0050	J		NA			NA		
Semi-Volatile Organic Compounds (SVOCs)																												
1,1'-Biphenyl	-	-	-	-	-	-	-	NA				U	0.04		U	0.039	NA				U	0.039		U	0.12	NA		
1,2,4,5-Tetrachlorobenzene	-	-	-	-	-	-	-	NA				U	0.04		U	0.039	NA				U	0.039		U	0.12	NA		
2,3,4,6-Tetrachlorophenol	-	-	-	-	-	-	-	NA				U	0.04		U	0.039	NA				U	0.039		U	0.12	NA		
2,4,5-Trichlorophenol	-	-	-	-	-	-	-	NA				U	0.04		U	0.039	NA				U	0.039		U	0.12	NA		
2,4,6-Trichlorophenol	-	-	-	-	-	-	-	NA				U	0.04		U	0.039	NA				U	0.039		U	0.12	NA		
2,4-Dichlorophenol	-	-	-	-	-	-	-	NA				U	0.0099		U	0.0097	NA				U	0.0098		U	0.029	NA		
2,4-Dimethylphenol	-	-	-	-	-	-	-	NA				U	0.0099		U	0.0097	NA				U	0.0098		U	0.029	NA		
2,4-Dinitrophenol	-	-	-	-	-	-	-	NA				U	0.2		U	0.19	NA				U	0.2		U	0.58	NA		
2,4-Dinitrotoluene	-	-	-	-	-	-	-	NA				U	0.04		U	0.039	NA				U	0.039		U	0.12	NA		
2,6-Dinitrotoluene	-	-	-	-	-	-	-	NA				U	0.04		U	0.039	NA				U	0.039		U	0.12	NA		
2-Chloronaphthalene	-	-	-	-	-	-	-	NA				U	0.04		U	0.039	NA				U	0.039		U	0.12	NA		
2-Chlorophenol	-	-	-	-	-	-	-	NA				U	0.04		U	0.039	NA				U	0.039		U	0.12	NA		
2-Methylnaphthalene	-	-	-	-	-	-	-		U	0.37		U	0.04		U	0.039		U	0.04		U	0.039		U	0.12		U	0.038
2-Methylphenol	0.33	100	100	500	1000	-	0.33	NA				U	0.0099		U	0.0097	NA				U	0.0098		U	0.029	NA		
2-Nitroaniline	-	-	-	-	-	-	-	NA				U	0.04		U	0.039	NA				U	0.039		U	0.12	NA		
2-Nitrophenol	-	-	-	-	-	-	-	NA				U	0.04		U	0.039	NA				U	0.039		U	0.12	NA		
3&4-Methylphenol	34*	34*	100	500	1000	-	0.33	NA				U	0.0099		U	0.0097	NA				U	0.0098		U	0.029	NA		
3,3'-Dichlorobenzidine	-	-	-	-	-	-	-	NA				U	0.04		U	0.039	NA				U	0.039		U	0.12	NA		
3-Nitroaniline	-	-	-	-	-	-	-	NA				U	0.04		U	0.039	NA				U	0.039		U	0.12	NA		
4,6-Dinitro-2-methylphenol	-	-	-	-	-	-	-	NA				U	0.2		U	0.19	NA				U	0.2		U	0.58	NA		
4-Bromophenyl-phenylether	-	-	-	-	-	-	-	NA				U	0.04		U	0.039	NA				U	0.039		U	0.12	NA		
4-Chloro-3-methylphenol	-	-	-	-	-	-	-	NA				U	0.04		U	0.039	NA				U	0.039		U	0.12	NA		
4-Chloroaniline	-	-	-	-	-	-	-	NA				U	0.0099		U	0.0097	NA				U	0.0098		U	0.029	NA		
4-Chlorophenyl-phenylether	-	-	-	-	-	-	-	NA				U	0.04		U	0.039	NA				U	0.039		U	0.12	NA		
4-Nitroaniline	-	-	-	-	-	-	-	NA				U	0.04		U	0.039	NA				U	0.039		U	0.12	NA		
4-Nitrophenol	-	-	-	-	-	-	-	NA				U	0.04		U	0.039	NA				U	0.039		U	0.12	NA		
Acenaphthene	20	100	100	500	1000	20	98		U	0.37		U	0.04		U	0.039		U	0.04		U	0.039		U	0.12		U	0.038
Acenaphthylene	100	100	100	500	1000	-	107		U	0.37		U	0.04		U	0.039		U	0.04		U	0.039		U	0.12		U	0.038
Acetophenone	-	-	-	-	-	-	-	NA				U	0.04		U	0.039	NA				U	0.039		U	0.12	NA		
Anthracene	100	100	100	500	1000	-	1000	0.54		0.37		U	0.04		U	0.039	0.094		0.04	0.098		0.039		U	0.12		U	0.038
Atrazine	-	-	-	-	-	-	-	NA				U	0.04		U	0.039	NA				U	0.039		U	0.12	NA		
Benzaldehyde	-	-	-	-	-	-	-	NA				U	0.04		U	0.039	NA				U	0.039		U	0.12	NA		
Benzo[a]anthracene	1	1	1	5.6	11	-	1	**1.7**		0.37	0.086		0.04		U	0.039	0.24		0.04	0.30		0.039	0.55		0.12		U	0.038
Benzo[a]pyrene	1	1	1	1	1.1	2.6	22	***1.5***		0.37	0.074		0.04		U	0.039	0.2		0.04	0.28		0.039	0.78		0.12		U	0.038
Benzo[b]fluoranthene	1	1	1	5.6	11	-	1.7	**1.9**		0.37	0.1		0.04		U	0.039	0.26		0.04	0.37		0.039	0.64		0.12	0.04		0.038
Benzo[g,h,i]perylene	100	100	100	500	1000	-	1.7	1.2		0.37	0.051		0.04		U	0.039	0.11		0.04	0.18		0.039	0.98		0.12		U	0.038
Benzo[k]fluoranthene	0.8	1	3.9	56	100	-	1.7	0.68		0.37		U	0.04		U	0.039	0.086		0.04	0.13		0.039	0.21		0.12		U	0.038
bis(2-Chloroethoxy)methane	-	-	-	-	-	-	-	NA				U	0.04		U	0.039	NA				U	0.039		U	0.12	NA		
bis(2-Chloroethyl)ether	-	-	-	-	-	-	-	NA				U	0.0099		U	0.0097	NA				U	0.0098		U	0.029	NA		
bis(2-Chloroisopropyl)ether	-	-	-	-	-	-	-	NA				U	0.04		U	0.039	NA				U	0.039		U	0.12	NA		
bis(2-Ethylhexyl)phthalate	-	-	-	-	-	-	-	NA				U	0.04		U	0.039	NA				U	0.039	0.33		0.12	NA		
Butylbenzylphthalate	-	-	-	-	-	-	-	NA				U	0.04		U	0.039	NA				U	0.039		U	0.12	NA		

TABLE 1
Soil Sampling Analytical Results
Proposed CVS/Pharmacy Store No. 10386
13 Culver Street and 372 Riverdale Avenue
City of Yonkers, Westchester County, New York

Sample ID	NYSDEC Unrestricted Use Soil Cleanup Objective (mg/kg)	NYSDEC Residential Use Soil Cleanup Objective (mg/kg)	NYSDEC Restricted Residential Use Soil Cleanup Objective (mg/kg)	NYSDEC Commercial Use Soil Cleanup Objective (mg/kg)	NYSDEC Industrial Use Soil Cleanup Objective (mg/kg)	NYSDEC Protection of Ecological Resources Soil Cleanup Objective (mg/kg)	NYSDEC Protection of Groundwater Soil Cleanup Objective (mg/kg)	SB-20			SB-21			SB-22			SB-23			SB-24C			SB-24			SB-25		
Lab ID								AC98711-003			AC98711-004			AC98711-009			AC98711-001			AC98737-008			AC98737-009			AC98737-007		
Date								6/28/2017			6/28/2017			6/27/2017			6/28/2017			6/29/2017			6/29/2017			6/29/2017		
Matrix								Soil			Soil			Soil			Soil			Soil			Soil			Soil		
Depth (feet bgs)								0.0-0.5			2.5-3.0			1.0-1.5			3.5-4.0			Composite			0.5-1.0			0.5-1.0		
Units								mg/Kg			mg/Kg			mg/Kg			mg/Kg			mg/Kg			mg/Kg			mg/Kg		
								Result	Q	RL	Result	Q	RL	Result	Q	RL	Result	Q	RL	Result	Q	RL	Result	Q	RL	Result	Q	RL
Semi-Volatile Organic Compounds (SVOCs) continued																												
Caprolactam	-	-	-	-	-	-	-	NA				U	0.04		U	0.039	NA				U	0.039		U	0.12	NA		
Carbazole	-	-	-	-	-	-	-	NA				U	0.04		U	0.039	NA			0.046		0.039		U	0.12	NA		
Chrysene	1	1	3.9	56	110	-	1	**1.6**		0.37	0.094		0.04		U	0.039	0.23		0.04	0.33		0.039	0.82		0.12		U	0.038
Dibenzo[a,h]anthracene	0.33	0.33	0.33	0.56	1.1	-	1000		U	0.37		U	0.04		U	0.039		U	0.04	0.061		0.039	0.23		0.12		U	0.038
Dibenzofuran	-	-	-	-	-	-	-	NA				U	0.0099		U	0.0097	NA			0.019		0.0098		U	0.029	NA		
Diethylphthalate	-	-	-	-	-	-	-	NA				U	0.04		U	0.039	NA				U	0.039		U	0.12	NA		
Dimethylphthalate	-	-	-	-	-	-	-	NA				U	0.04		U	0.039	NA				U	0.039		U	0.12	NA		
Di-n-butylphthalate	-	-	-	-	-	-	-	NA				U	0.0099		U	0.0097	NA				U	0.0098		U	0.029	NA		
Di-n-octylphthalate	-	-	-	-	-	-	-	NA				U	0.04		U	0.039	NA				U	0.039		U	0.12	NA		
Fluoranthene	100	100	100	500	1000	-	1000	3.8		0.37	0.16		0.04		U	0.039	0.44		0.04	0.60		0.039	0.69		0.12	0.053		0.038
Fluorene	30	100	100	500	1000	30	386		U	0.37		U	0.04		U	0.039		U	0.04		U	0.039		U	0.12		U	0.038
Hexachlorobenzene	-	-	-	-	-	-	-	NA				U	0.04		U	0.039	NA				U	0.039		U	0.12	NA		
Hexachlorobutadiene	-	-	-	-	-	-	-	NA				U	0.04		U	0.039	NA				U	0.039		U	0.12	NA		
Hexachlorocyclopentadiene	-	-	-	-	-	-	-	NA				U	0.094		U	0.091	NA				U	0.092		U	0.27	NA		
Hexachloroethane	-	-	-	-	-	-	-	NA				U	0.04		U	0.039	NA				U	0.039		U	0.12	NA		
Indeno[1,2,3-cd]pyrene	0.5	0.5	0.5	5.6	11	-	8.2	***0.98***		0.37	0.045		0.04		U	0.039	0.095		0.04	0.17		0.039	0.39		0.12		U	0.038
Isophorone	-	-	-	-	-	-	-	NA				U	0.04		U	0.039	NA				U	0.039		U	0.12	NA		
Naphthalene	12	100	100	500	1000	-	12		U	0.093	0.01		0.0099		U	0.0097		U	0.0099	0.020		0.0098		U	0.029		U	0.0096
Nitrobenzene	-	-	-	-	-	-	-	NA				U	0.04		U	0.039	NA				U	0.039		U	0.12	NA		
N-Nitroso-di-n-propylamine	-	-	-	-	-	-	-	NA				U	0.0099		U	0.0097	NA				U	0.0098		U	0.029	NA		
N-Nitrosodiphenylamine	-	-	-	-	-	-	-	NA				U	0.04		U	0.039	NA				U	0.039		U	0.12	NA		
Pentachlorophenol	0.8	100	100	500	1000	-	1000	NA				U	0.2		U	0.19	NA				U	0.2		U	0.58	NA		
Phenanthrene	100	100	100	50	1000	-	1000	2.8		0.37	0.13		0.04		U	0.039	0.34		0.04	0.41		0.039	0.32		0.12		U	0.038
Phenol	0.33	-	-	-	-	-	-	NA				U	0.04		U	0.039	NA				U	0.039		U	0.12	NA		
Pyrene	100	100	100	500	1000	-	1000	3.9		0.37	0.18		0.04		U	0.039	0.48		0.04	0.60		0.039	0.76		0.12	0.053		0.038
Total SVOC TICs	-	-	-	-	-	-	-	NA			NA			NA			NA			20	J		NA			NA		

TABLE 1
Soil Sampling Analytical Results
Proposed CVS/Pharmacy Store No. 10386
13 Culver Street and 372 Riverdale Avenue
City of Yonkers, Westchester County, New York

Sample ID	NYSDEC Unrestricted Use Soil Cleanup Objective (mg/kg)	NYSDEC Residential Use Soil Cleanup Objective (mg/kg)	NYSDEC Restricted Residential Use Soil Cleanup Objective (mg/kg)	NYSDEC Commercial Use Soil Cleanup Objective (mg/kg)	NYSDEC Industrial Use Soil Cleanup Objective (mg/kg)	NYSDEC Protection of Ecological Resources Soil Cleanup Objective (mg/kg)	NYSDEC Protection of Groundwater Soil Cleanup Objective (mg/kg)	SB-20			SB-21			SB-22			SB-23			SB-24C			SB-24			SB-25		
Lab ID								AC98711-003			AC98711-004			AC98711-009			AC98711-001			AC98737-008			AC98737-009			AC98737-007		
Date								6/28/2017			6/28/2017			6/27/2017			6/28/2017			6/29/2017			6/29/2017			6/29/2017		
Matrix								Soil			Soil			Soil			Soil			Soil			Soil			Soil		
Depth (feet bgs)								0.0-0.5			2.5-3.0			1.0-1.5			3.5-4.0			Composite			0.5-1.0			0.5-1.0		
Units								mg/Kg			mg/Kg			mg/Kg			mg/Kg			mg/Kg			mg/Kg			mg/Kg		
								Result	Q	RL	Result	Q	RL	Result	Q	RL	Result	Q	RL	Result	Q	RL	Result	Q	RL	Result	Q	RL
Metals																												
Aluminum	-	-	-	-	-	-	-	NA			11,000		240	14,000		230	NA			15,000		240	16,000		230	26,000		230
Antimony	-	-	-	-	-	-	-	NA				U	0.95		U	0.93	NA				U	0.94		U	0.93		U	0.92
Arsenic	13	16	16	16	16	13	16	NA			**27**		0.24	2.6		0.23	NA			3.2		0.24	13		0.23	6.2		0.23
Barium	350	350	400	400	10,000	433	820	NA			110		12	170		12	NA			120		12	***750***		12	140		11
Beryllium	7.2	14	72	590	2,700	10	47	NA			0.7		0.24	0.28		0.23	NA			0.43		0.24	0.52		0.23	0.5		0.23
Cadmium	2.5	2.5	4.3	9.3	60	4	7.5	NA				U	0.48		U	0.47	NA				U	0.47	***4.2***		0.47		U	0.46
Calcium	-	-	-	-	-	-	-	NA			6,700		1,200	15,000		1,200	NA			1,800		1,200	36,000		1,200	4,100		1,100
Total Chromium*	30/1	36/22	180/110	1,500/400	6,800/800	41/1	-/19	NA			**30**		6	**29**		5.8	NA			**26**		5.9	**45**		5.8	**32**		5.7
Cobalt	-	-	-	-	-	-	-	NA			8.7		3	8		2.9	NA			9.1		2.9	12		2.9	14		2.9
Copper	50	270	270	270	10,000	50	1,720	NA			***87***		6	29		5.8	NA			32		5.9	***140***		5.8	31		5.7
Iron	-	-	-	-	-	-	-	NA			20,000		240	21,000		230	NA			24,000		240	43,000		230	39,000		230
Lead	63	400	400	1,000	3,900	63	450	NA			***100***		6	***280***		5.8	NA			***290***		5.9	**4,300**		5.8	***260***		5.7
Magnesium	-	-	-	-	-	-	-	NA			5,300		600	11,000		580	NA			4,200		590	12,000		580	6,700		570
Manganese	1,600	2,000	2,000	10,000	10,000	1,600	2,000	NA			310		12	290		12	NA			300		12	670		12	930		11
Total Mercury	0.18	0.81	0.81	2.8	5.7	0.18	0.73	NA			**28**		2	***0.54***		0.097	NA			**1.4**		0.098	**0.89**		0.097	***0.25***		0.096
Nickel	30	140	310	310	10,000	30	130	NA			19		6	20		5.8	NA			20		5.9	***36***		5.8	28		5.7
Potassium	-	-	-	-	-	-	-	NA			760		600	1,300		580	NA			1,300		590	1,700		580	1,300		570
Selenium	3.9	36	180	1,500	6,800	3.9	4	NA			2.4		2.4		U	2.3	NA				U	2.4	2.4		2.3		U	2.3
Silver	2	36	180	1,500	6,800	2	8.3	NA				U	0.24		U	0.23	NA				U	0.24	0.39		0.23		U	0.23
Sodium	-	-	-	-	-	-	-	NA				U	300		U	290	NA			490		290	710		290		U	290
Thallium	-	-	-	-	-	-	-	NA				U	0.48		U	0.47	NA				U	0.47		U	0.47		U	0.46
Vanadium	-	-	-	-	-	-	-	NA			29		12	27		12	NA			29		12	49		12	41		11
Zinc	109	3,300	10,000	10,000	10,000	109	2,480	NA			***110***		12	***180***		12	NA			***200***		12	***1,500***		12	***120***		11
Pesticides																												
a-Chlordane	-	-	-	-	-	-	-	NA				U	0.006	NA			NA				U	0.0059	0.0076		0.0058	NA		
Aldrin	0.01	0.02	0.10	0.68	1.40	0.14	0.19	NA				U	0.006	NA			NA				U	0.0059		U	0.0058	NA		
Alpha-BHC	0.02	0.10	0.48	3.40	6.80	0.04	0.02	NA				U	0.0012	NA			NA				U	0.0012		U	0.0012	NA		
beta-BHC	0.04	0.07	0.36	3	14	0.6	0.09	NA				U	0.0012	NA			NA				U	0.0012		U	0.0012	NA		
Chlordane (Total)	0.09	0.91	4.2	24	47	1.3	2.9	NA				U	0.006	NA			NA				U	0.0059	0.0076		0.0058	NA		
delta-BHC	0.04	100	100	500	1,000	0.04	0.25	NA				U	0.006	NA			NA				U	0.0059		U	0.0058	NA		
Dieldrin	0.01	0.04	0.2	1.40	2.8	0.01	0.1	NA				U	0.0012	NA			NA				U	0.0012	0.0043	d	0.0012	NA		
Endosulfan I	2.4	4.8	24	200	920	-	102	NA				U	0.006	NA			NA				U	0.0059		U	0.0058	NA		
Endosulfan II	2.4	4.8	24	200	920	-	102	NA				U	0.006	NA			NA				U	0.0059		U	0.0058	NA		
Endosulfan Sulfate	2.4	4.8	24	200	920	-	1,000	NA				U	0.006	NA			NA				U	0.0059		U	0.0058	NA		
Endrin	0.01	2.2	11	89	410	0.01	0.06	NA				U	0.006	NA			NA				U	0.0059		U	0.0058	NA		
Endrin Aldehyde	-	-	-	-	-	-	-	NA				U	0.006	NA			NA				U	0.0059		U	0.0058	NA		
Endrin Ketone	-	-	-	-	-	-	-	NA				U	0.006	NA			NA				U	0.0059		U	0.0058	NA		
gamma-BHC	-	-	-	-	-	-	-	NA				U	0.0012	NA			NA				U	0.0012		U	0.0012	NA		
Heptachlor	0.04	0.42	2.1	15	29	0.14	0.38	NA				U	0.006	NA			NA				U	0.0059		U	0.0058	NA		
Heptachlor Epoxide	-	-	-	-	-	-	-	NA				U	0.006	NA			NA				U	0.0059		U	0.0058	NA		
Methoxychlor	-	-	-	-	-	-	-	NA				U	0.006	NA			NA				U	0.0059		U	0.0058	NA		
p,p'-DDD	0.0033	2.6	13	92	180	0.0033	14	NA				U	0.003	NA			NA				U	0.0029	***0.028***		0.0029	NA		
p,p'-DDE	0.0033	1.8	8.9	62	120	0.0033	17	NA				U	0.003	NA			NA				U	0.0029	***0.011***		0.0029	NA		
p,p'-DDT	0.0033	1.7	7.9	47	94	0.0033	136	NA				U	0.003	NA			NA				U	0.0029		U	0.0029	NA		
Toxaphene	-	-	-	-	-	-	-	NA				U	0.03	NA			NA				U	0.029		U	0.029	NA		
y-Chlordane	0.094	0.91	4.2	24	47	1.3	2.9	NA				U	0.006	NA			NA				U	0.0059		U	0.0058	NA		

TABLE 1
Soil Sampling Analytical Results
Proposed CVS/Pharmacy Store No. 10386
13 Culver Street and 372 Riverdale Avenue
City of Yonkers, Westchester County, New York

Sample ID	NYSDEC Unrestricted Use Soil Cleanup Objective (mg/kg)	NYSDEC Residential Use Soil Cleanup Objective (mg/kg)	NYSDEC Restricted Residential Use Soil Cleanup Objective (mg/kg)	NYSDEC Commercial Use Soil Cleanup Objective (mg/kg)	NYSDEC Industrial Use Soil Cleanup Objective (mg/kg)	NYSDEC Protection of Ecological Resources Soil Cleanup Objective (mg/kg)	NYSDEC Protection of Groundwater Soil Cleanup Objective (mg/kg)	SB-20			SB-21			SB-22			SB-23			SB-24C			SB-24			SB-25		
Lab ID								AC98711-003			AC98711-004			AC98711-009			AC98711-001			AC98737-008			AC98737-009			AC98737-007		
Date								6/28/2017			6/28/2017			6/27/2017			6/28/2017			6/29/2017			6/29/2017			6/29/2017		
Matrix								Soil			Soil			Soil			Soil			Soil			Soil			Soil		
Depth (feet bgs)								0.0-0.5			2.5-3.0			1.0-1.5			3.5-4.0			Composite			0.5-1.0			0.5-1.0		
Units								mg/Kg			mg/Kg			mg/Kg			mg/Kg			mg/Kg			mg/Kg			mg/Kg		
								Result	Q	RL	Result	Q	RL	Result	Q	RL	Result	Q	RL	Result	Q	RL	Result	Q	RL	Result	Q	RL
Polychlroinated Biphenyls (PCBs)																												
Aroclor (Total)	0.1	1	1	1	25	1	3.2	NA				U	0.03	NA				U	0.03		U	0.029	0.064		0.029		U	0.029
Aroclor-1016	-	-	-	-	-	-	-	NA				U	0.03	NA				U	0.03		U	0.029		U	0.029		U	0.029
Aroclor-1221	-	-	-	-	-	-	-	NA				U	0.03	NA				U	0.03		U	0.029		U	0.029		U	0.029
Aroclor-1232	-	-	-	-	-	-	-	NA				U	0.03	NA				U	0.03		U	0.029		U	0.029		U	0.029
Aroclor-1242	-	-	-	-	-	-	-	NA				U	0.03	NA				U	0.03		U	0.029		U	0.029		U	0.029
Aroclor-1248	-	-	-	-	-	-	-	NA				U	0.03	NA				U	0.03		U	0.029		U	0.029		U	0.029
Aroclor-1254	-	-	-	-	-	-	-	NA				U	0.03	NA				U	0.03		U	0.029	0.064		0.029		U	0.029
Aroclor-1260	-	-	-	-	-	-	-	NA				U	0.03	NA				U	0.03		U	0.029		U	0.029		U	0.029
Aroclor-1262	-	-	-	-	-	-	-	NA				U	0.03	NA				U	0.03		U	0.029		U	0.029		U	0.029
Aroclor-1268	-	-	-	-	-	-	-	NA				U	0.03	NA				U	0.03		U	0.029		U	0.029		U	0.029
Additional Analysis																												
Cyanide	-	-	-	-	-	-	-	NA			NA			NA			NA				U	0.28	NA			NA		

Notes:

Q = Data Qualifier
U = Not Detected
NA = Not Analyzed
J = Estimated Value
RL = Reporting Limit
All concentrations are in milligrams per kilogram (mg/kg)
140 = concentration exceeds Protection of Groundwater Soil Cleanup Objective
140 = concentration exceeds Unrestricted Use Soil Cleanup Objective
10 = reporting limit exceeds most stringent Soil Cleanup Objective
* = The SCOs listed for Total Chromium are the trivalent chromium SCOs and hexavalent chromium SCOs, respectively, as total chromium does not have an established SCO.

TABLE 2
Groundwater Sampling Analytical Results
Proposed CVS/Pharmacy Store No. 10386
13 Culver Street and 372 Riverdale Avenue
City of Yonkers, Westchester County, New York

Sample ID	NYSDEC Ambient Water Quality Standards & Guidance Values for Groundwater	TWP-2			TWP-1		
Lab ID		AC98757-001			AC98757-002		
Date		6/28/2017			6/29/2017		
Matrix		Groundwater			Groundwater		
Well Depth (feet bgs)		18.50			19.75		
Units		ug/L			ug/L		
		Result	Q	RL	Result	Q	RL
Volatile Organic Compounds (VOCs)							
1,1,1-Trichloroethane	5		U	10		U	20
1,1,2,2-Tetrachloroethane	5		U	10		U	20
1,1,2-Trichloro-1,2,2-trifluoroethane	5		U	10		U	20
1,1,2-Trichloroethane	1		U	10		U	20
1,1-Dichloroethane	5		U	10		U	20
1,1-Dichloroethene	5		U	10		U	20
1,2,3-Trichlorobenzene	5		U	10		U	20
1,2,4-Trichlorobenzene	5		U	10		U	20
1,2,4-Trimethylbenzene	5	**740**		10	**2,500**		20
1,2-Dibromo-3-chloropropane	0.04		U	10		U	20
1,2-Dibromoethane	-		U	10		U	20
1,2-Dichlorobenzene	4.7		U	10		U	20
1,2-Dichloroethane	5		U	5		U	10
1,2-Dichloropropane	1		U	10		U	20
1,3,5-Trimethylbenzene	5	**87**		10	**890**		20
1,3-Dichlorobenzene	5		U	10		U	20
1,4-Dichlorobenzene	5		U	10		U	20
1,4-Dioxane	-		U	500		U	1,000
2-Butanone	50		U	10		U	20
2-Hexanone	50		U	10		U	20
4-Isopropyltoluene	5		U	10		U	20
4-Methyl-2-pentanone	50		U	10		U	20
Acetone	50	**63**		50	**140**		100
Benzene	1	**560**		5	**94**		10
Bromochloromethane	5		U	10		U	20
Bromodichloromethane	50		U	10		U	20
Bromoform	50		U	10		U	20
Bromomethane	5		U	10		U	20
Carbon disulfide	60		U	10		U	20
Carbon tetrachloride	50		U	10		U	20
Chlorobenzene	5		U	10		U	20
Chloroethane	5		U	10		U	20
Chloroform	7		U	10		U	20
Chloromethane	-		U	10		U	20
cis-1,2-Dichloroethene	5		U	10		U	20
cis-1,3-Dichloropropene	-		U	10		U	20
Cyclohexane	-	240		10	830		20
Dibromochloromethane	50		U	10		U	20
Dichlorodifluoromethane	5		U	10		U	20
Ethylbenzene	5	**660**		10	**1,700**		20
Isopropylbenzene	5	**100**		10	**250**		20
m&p-Xylenes	5	**960**		10	**4,600**		20
Methyl Acetate	-		U	10		U	20
Methylcyclohexane	-	140		10	550		20
Methylene chloride	5		U	10		U	20
Methyl-t-butyl ether	10	**140**		5		U	10
n-Butylbenzene	5		U	10	**30**		20
n-Propylbenzene	5	**200**		10	**560**		20
o-Xylene	5	**130**		10	**410**		20
sec-Butylbenzene	5	**11**		10	**25**		20
Styrene	5		U	10		U	20
t-Butylbenzene	5		U	10		U	20
Tetrachloroethene	5		U	10		U	20
Toluene	5	**67**		10	**150**		20
trans-1,2-Dichloroethene	5		U	10		U	20
trans-1,3-Dichloropropene	-		U	10		U	20
Trichloroethene	5		U	10		U	20
Trichlorofluoromethane	5		U	10		U	20
Vinyl chloride	2		U	10		U	20
Xylenes (Total)	5	**1,100**		10	**5,000**		20

TABLE 2
Groundwater Sampling Analytical Results
Proposed CVS/Pharmacy Store No. 10386
13 Culver Street and 372 Riverdale Avenue
City of Yonkers, Westchester County, New York

Sample ID	NYSDEC Ambient Water Quality Standards & Guidance Values for Groundwater	TWP-2			TWP-1		
Lab ID		AC98757-001			AC98757-002		
Date		6/28/2017			6/29/2017		
Matrix		Groundwater			Groundwater		
Well Depth (feet bgs)		18.50			19.75		
Units		ug/L			ug/L		
		Result	Q	RL	Result	Q	RL
Semi-Volatile Organic Compounds (SVOCs)							
1,1'-Biphenyl	5		U	2		U	**6**
1,2,4,5-Tetrachlorobenzene	10		U	2		U	6
2,3,4,6-Tetrachlorophenol	-		U	2		U	6
2,4,5-Trichlorophenol	1		U	**2**		U	**6**
2,4,6-Trichlorophenol	1		U	**2**		U	**6**
2,4-Dichlorophenol	1		U	0.8		U	2.4
2,4-Dimethylphenol	1	**3.7**		0.5	**10**		1.5
2,4-Dinitrophenol	1		U	**10**		U	**30**
2,4-Dinitrotoluene	5		U	2		U	**6**
2,6-Dinitrotoluene	5		U	2		U	**6**
2-Chloronaphthalene	5		U	2		U	**6**
2-Chlorophenol	1		U	**2**		U	**6**
2-Methylnaphthalene	-	86		2	120		6
2-Methylphenol	1		U	0.5		U	1.5
2-Nitroaniline	5		U	2		U	**6**
2-Nitrophenol	1		U	**2**		U	**6**
3&4-Methylphenol	1		U	0.5		U	**1.5**
3,3'-Dichlorobenzidine	5		U	2		U	**6**
3-Nitroaniline	5		U	2		U	**6**
4,6-Dinitro-2-methylphenol	1		U	**10**		U	**30**
4-Bromophenyl-phenylether	-		U	2		U	6
4-Chloro-3-methylphenol	1		U	**2**		U	**6**
4-Chloroaniline	5		U	0.5		U	1.5
4-Chlorophenyl-phenylether	-		U	2		U	6
4-Nitroaniline	5		U	2		U	**6**
4-Nitrophenol	1		U	**2**		U	**6**
Acenaphthene	20		U	2		U	6
Acenaphthylene	-		U	2		U	6
Acetophenone	-		U	2		U	6
Anthracene	50		U	2		U	6
Atrazine	7.5		U	2		U	6
Benzaldehyde	-		U	2		U	6
Benzo[a]anthracene	0.002		U	**2**		U	**6**
Benzo[a]pyrene	ND		U	2		U	6
Benzo[b]fluoranthene	0.002		U	**2**		U	**6**
Benzo[g,h,i]perylene	-		U	2		U	6
Benzo[k]fluoranthene	0.002		U	**2**		U	**6**
bis(2-Chloroethoxy)methane	5		U	2		U	**6**
bis(2-Chloroethyl)ether	1		U	0.5		U	**1.5**
bis(2-Chloroisopropyl)ether	5		U	2		U	**6**
bis(2-Ethylhexyl)phthalate	5		U	2		U	**6**
Butylbenzylphthalate	-		U	2		U	6
Caprolactam	-		U	2		U	6
Carbazole	-		U	2		U	6
Chrysene	0.002		U	**2**		U	**6**
Dibenzo[a,h]anthracene	-		U	2		U	6
Dibenzofuran	-		U	0.5		U	1.5
Diethylphthalate	50		U	2		U	6
Dimethylphthalate	-		U	2		U	6
Di-n-butylphthalate	50		U	0.5		U	1.5
Di-n-octylphthalate	-		U	2		U	6
Fluoranthene	50		U	2		U	6
Fluorene	50		U	2		U	6
Hexachlorobenzene	0.04		U	**2**		U	**6**
Hexachlorobutadiene	0.5		U	**2**		U	**6**
Hexachlorocyclopentadiene	5		U	2		U	**6**
Hexachloroethane	5		U	2		U	**6**
Indeno[1,2,3-cd]pyrene	0.002		U	**2**		U	**6**
Isophorone	50		U	2		U	6
Naphthalene	10	**87**		0.5	**160**		1.5
Nitrobenzene	0.4		U	2		U	6
N-Nitroso-di-n-propylamine	-		U	0.5		U	1.5
N-Nitrosodiphenylamine	50		U	2		U	6
Pentachlorophenol	1		U	**10**		U	**30**
Phenanthrene	50		U	2		U	6
Phenol	1	**4.6**		**2**		U	**6**
Pyrene	50		U	2		U	6
Metals							
Lead	25	**33**		3	**27**		3

Notes:

Q = Data Qualifier
U = Not Detected
NA = Not Analyzed
All concentrations are in micrograms per liter (µg/L)
140 = concentration exceeds NYSDEC Ambient Water Quality Standards (AWQS)
10 = reporting limit exceeds most stringent NYSDEC Ambient Water Quality Standards
J = Estimated Value
RL = Reporting Limit

FIGURES

Figure 1 - Site Location Map
Figure 2 - Site Plan
Figure 3A - REC Plan

Figure 4 - Soil Boring Location Plan
Figure 5A – Soil Sampling Exceedance Results Plan
Figure 5B – Soil Sampling Exceedance Results Plan
Figure 6 – Groundwater Sampling Exceedance Results Plan

Phase II Limited Subsurface Investigation
Proposed CVS Pharmacy/Store No. 10386
13 Culver Street and 372 Riverdale Avenue
Section 1, Block 129, Lots 26 and 30
City of Yonkers, Westchester County, New York

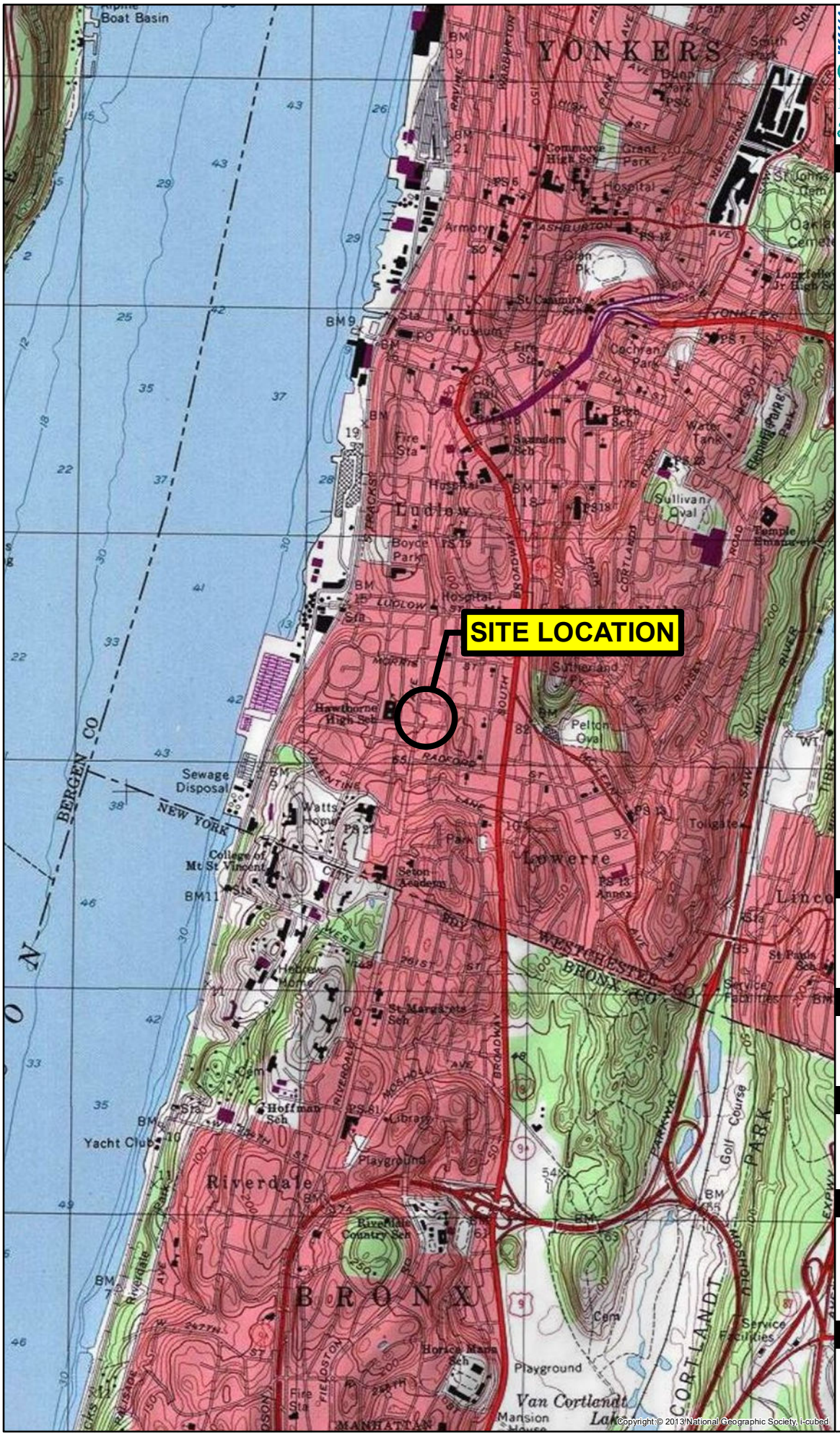

RANSOM Consulting Engineers and Scientists

Regional Locator Map

Notes

1. Data Source: 2013 National Geographic Society, i-cubed
2. USGS Quad Name: Yonkers, New York
3. Latitude: 40°55'10.7"N
   Longitude: 73°54'02.9"W

Scale and Orientation

0 1,000 2,000

1 inch = 2,000 feet

Prepared For

CVS Pharmacy, Inc
One CVS Drive
Woonsocket, Rhode Island

Prepared For

T.M. Crowley & Associates, Inc.
501 Pennsylvania Parkway, Suite 160
Indianapolis, Indiana 46280

Site Address

Proposed CVS Pharmacy/Store No. 10386
13 Culver Street and 372 Riverdale Avenue
Section 1, Block 129, Lots 26 and 30
City of Yonkers, Westchester County, New York

111.02013	May 2017

Figure 1

Site Location Map

PM File: CVS_YONKERS_NY-F1_SLM.mxd

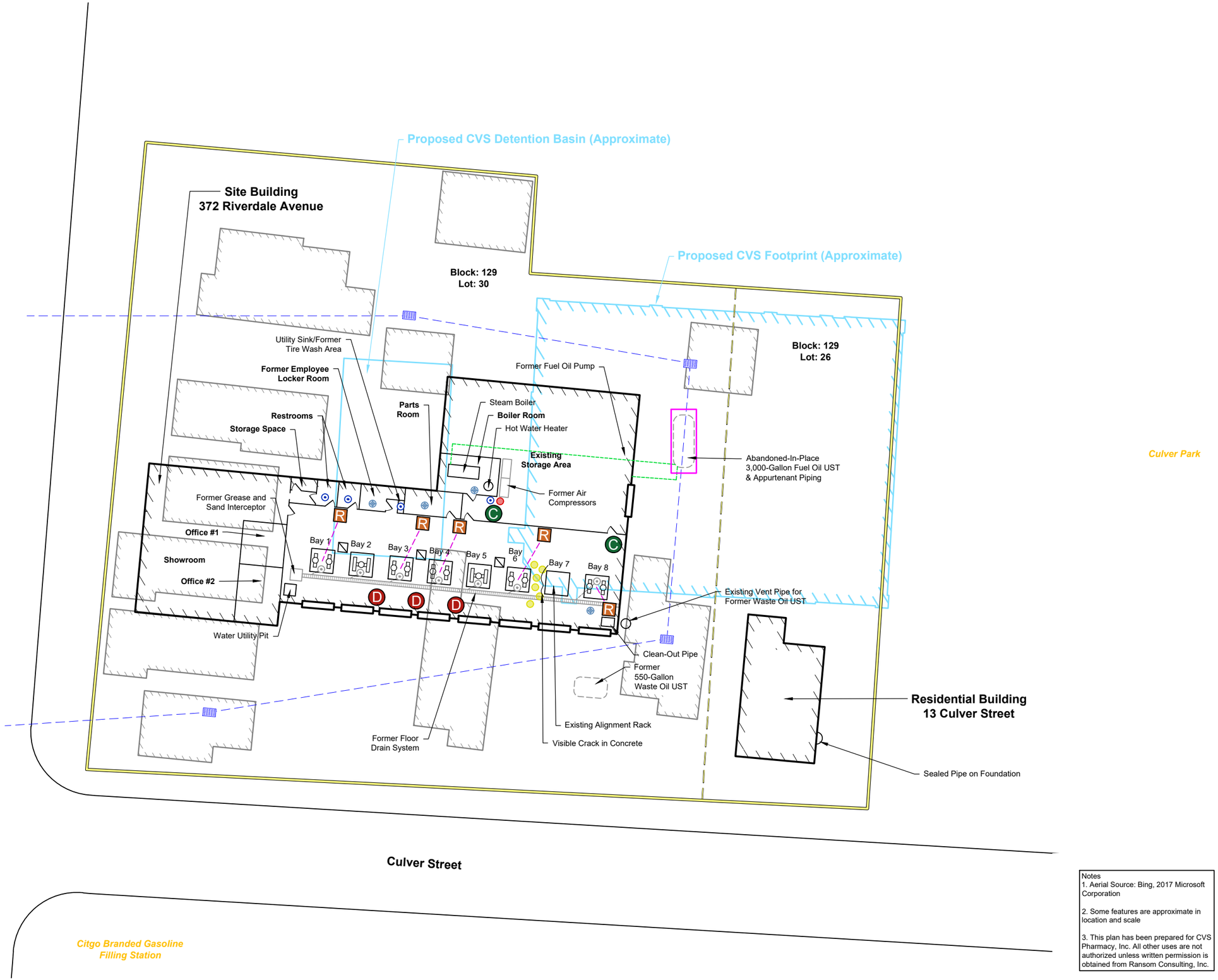

Notes
1. Aerial Source: Bing, 2017 Microsoft Corporation

2. Some features are approximate in location and scale

3. This plan has been prepared for CVS Pharmacy, Inc. All other uses are not authorized unless written permission is obtained from Ransom Consulting, Inc.

RANSOM Consulting Engineers and Scientists

Legend & Notes

- Parcel Boundary
- Overhead Garage Door
- Stormwater Catch Basin
- Stormwater Line
- Hydraulic Oil Line
- Active Floor Drain
- Former Floor Drain
- Sealed Floor Drain
- Air Filter
- Hydraulic Lift Control Box
- Hydraulic Fluid Reservoir
- Compressor
- 55-Gallon Waste Oil Storage Drum
- Former 55-Gallon Waste Oil Drum Storage Area
- Hydraulic Lift (Single Post)
- Hydraulic Lift (Double Post)
- Geophysical Metallic Anomaly
- Former Residential Structure
- Proposed CVS Pharmacy Store
- Proposed CVS Pharmacy Site Features

Scale and Orientation

0 15 30

1 inch = 30 feet

Prepared For

CVS Pharmacy, Inc.
One CVS Drive
Woonsocket, Rhode Island
02895-6146

Prepared For

T.M. Crowley & Associates, Inc.
501 Pennsylvania Parkway, Suite 160
Indianapolis, Indiana 46280

Site Address

Proposed CVS Pharmacy/Store No. 10386
13 Culver Street and 372 Riverdale Avenue
Section 1, Block 129, Lots 26 and 30
City of Yonkers, Westchester County, New York

111.02013 | July 2017

Figure 2

Site Plan

File: CVS_YONKERS_NY_REPORT.dwg Date: 07/20/2017

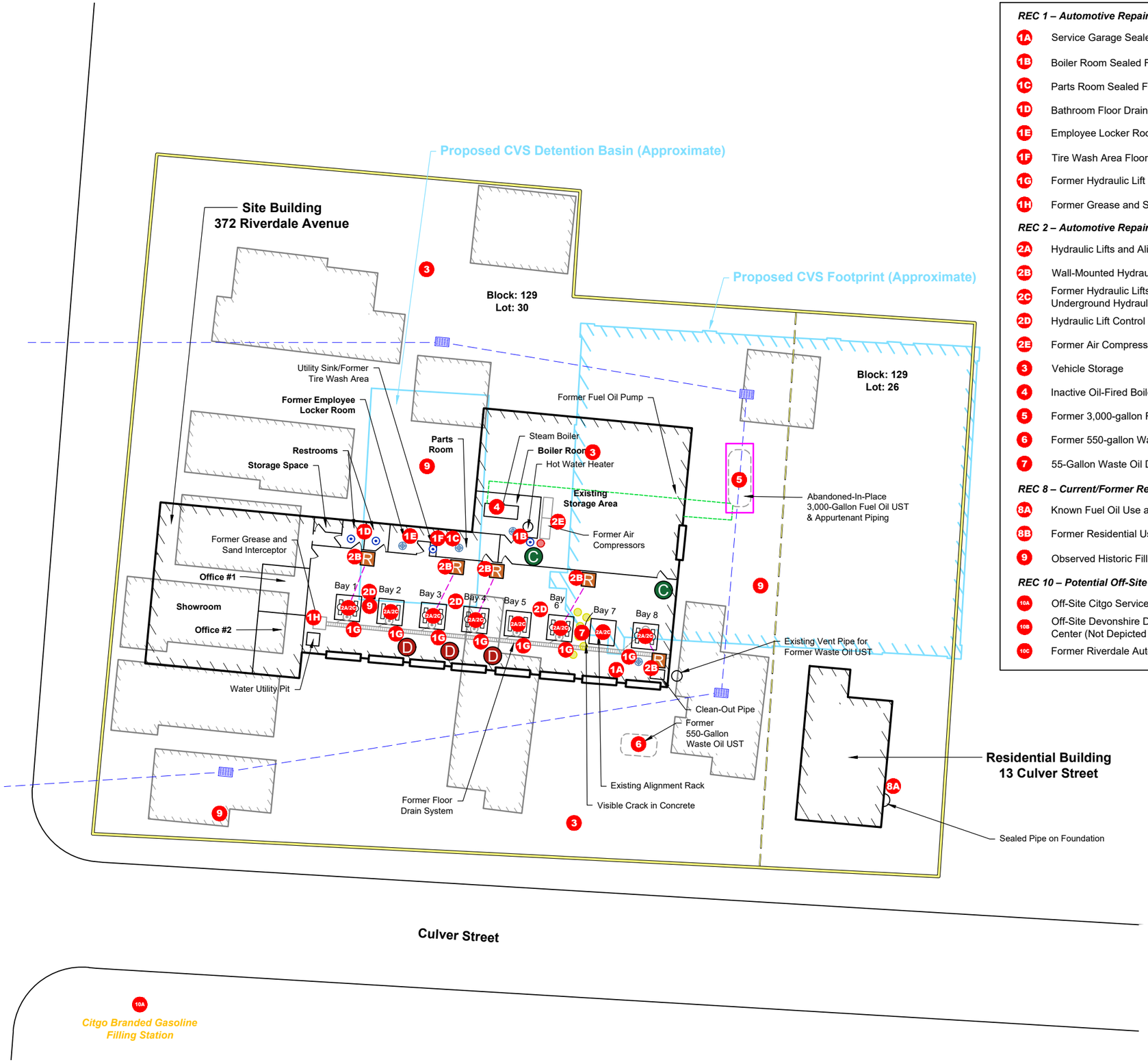

REC 1 – Automotive Repair Drainage Systems

- 1A Service Garage Sealed Floor Drain
- 1B Boiler Room Sealed Floor Drain
- 1C Parts Room Sealed Floor Drain
- 1D Bathroom Floor Drains
- 1E Employee Locker Room Sealed Floor Drain
- 1F Tire Wash Area Floor Drain
- 1G Former Hydraulic Lift Floor Drains
- 1H Former Grease and Sand Interceptor

REC 2 – Automotive Repair Hydraulic Lift Systems

- 2A Hydraulic Lifts and Alignment Rack
- 2B Wall-Mounted Hydraulic Fluid Reservoirs/Control Boxes
- 2C Former Hydraulic Lifts, Air/Hydraulic Alignment Rack and Underground Hydraulic Oil Reservoirs
- 2D Hydraulic Lift Control Boxes
- 2E Former Air Compressors
- 3 Vehicle Storage
- 4 Inactive Oil-Fired Boiler System
- 5 Former 3,000-gallon Fuel Oil UST
- 6 Former 550-gallon Waste Oil UST
- 7 55-Gallon Waste Oil Drum Storage

REC 8 – Current/Former Residential Use

- 8A Known Fuel Oil Use at Residential Building
- 8B Former Residential Use. (Not Depicted on Map)
- 9 Observed Historic Fill

REC 10 – Potential Off-Site Sources

- 10A Off-Site Citgo Service Station
- 10B Off-Site Devonshire Discount Tire, Auto Body & Repair Center (Not Depicted on Map)
- 10C Former Riverdale Auto Service Inc. (Not Depicted on Map)

Notes
1. Aerial Source: Bing, 2017 Microsoft Corporation

2. Some features are approximate in location and scale

3. This plan has been prepared for CVS Pharmacy, Inc. All other uses are not authorized unless written permission is obtained from Ransom Consulting, Inc.

RANSOM Consulting Engineers and Scientists

Legend & Notes

- Parcel Boundary
- Overhead Garage Door
- Stormwater Catch Basin
- Stormwater Line
- Hydraulic Oil Line
- Active Floor Drain
- Former Floor Drain
- Sealed Floor Drain
- Air Filter
- Hydraulic Lift Control Box
- Hydraulic Fluid Reservoir
- Compressor
- 55-Gallon Waste Oil Storage Drum
- Former 55-Gallon Waste Oil Drum Storage Area
- Hydraulic Lift (Single Post)
- Hydraulic Lift (Double Post)
- Geophysical Metallic Anomaly
- Former Residential Structure
- Proposed CVS Pharmacy Store
- Proposed CVS Pharmacy Site Features

Scale and Orientation

0 15 30
1 inch = 30 feet

Prepared For

CVS Pharmacy, Inc.
One CVS Drive
Woonsocket, Rhode Island
02895-6146

Prepared For

T.M. Crowley & Associates, Inc.
501 Pennsylvania Parkway, Suite 160
Indianapolis, Indiana 46280

Site Address

Proposed CVS Pharmacy/Store No. 10386
13 Culver Street and 372 Riverdale Avenue
Section 1, Block 129, Lots 26 and 30
City of Yonkers, Westchester County, New York

111.02013 | July 2017

Figure 3

Recognized Environmental Concern Plan

File: CVS_YONKERS_NY_REPORT.dwg Date: 07/20/2017

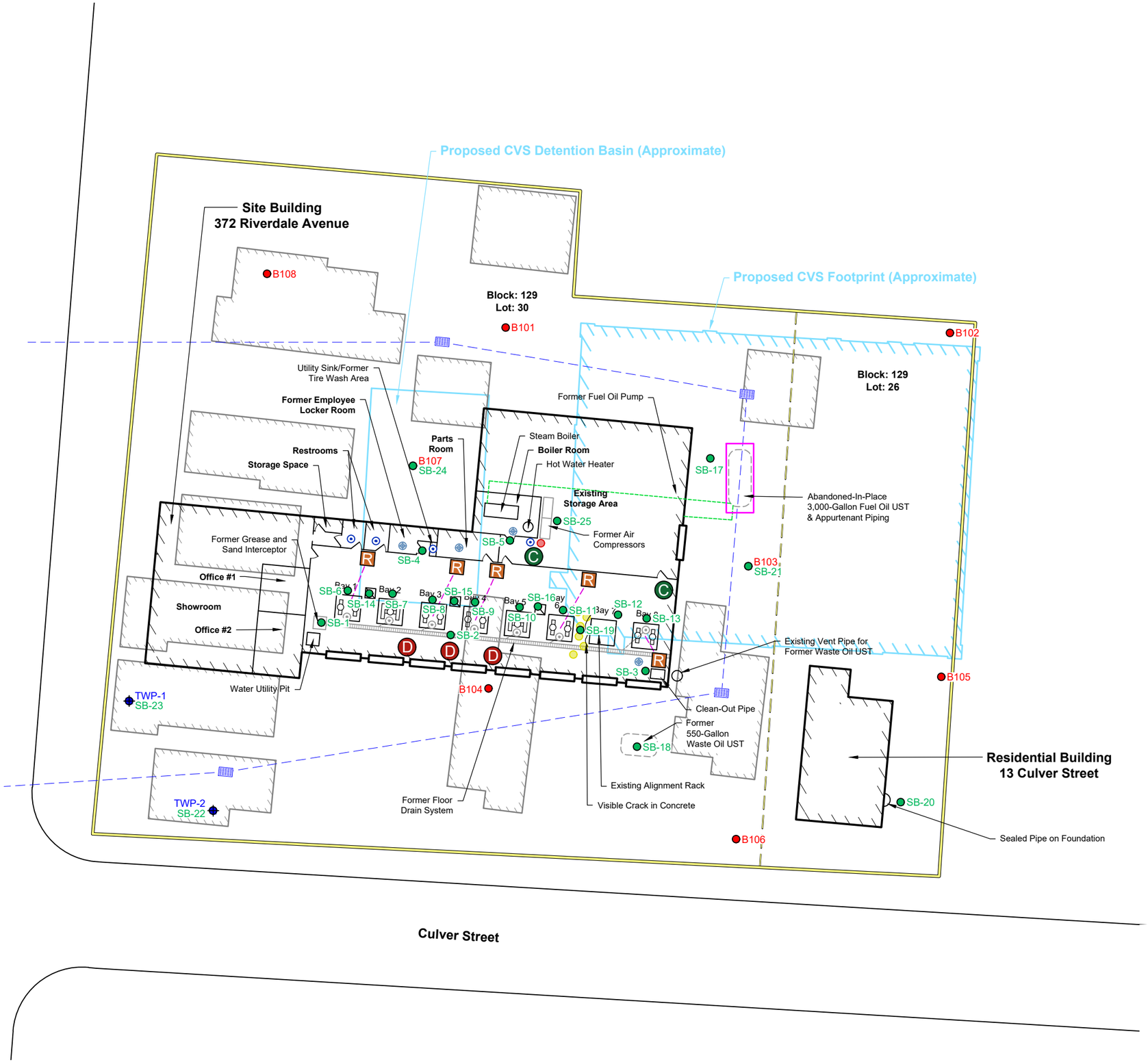

Notes
1. Aerial Source: Bing, 2017 Microsoft Corporation

2. Some features are approximate in location and scale

3. This plan has been prepared for CVS Pharmacy, Inc. All other uses are not authorized unless written permission is obtained from Ransom Consulting, Inc.

RANSOM Consulting Engineers and Scientists

Legend & Notes

- Parcel Boundary
- Overhead Garage Door
- Stormwater Catch Basin
- Stormwater Line
- Hydraulic Oil Line
- Active Floor Drain
- Former Floor Drain
- Sealed Floor Drain
- Air Filter
- Hydraulic Lift Control Box
- Hydraulic Fluid Reservoir
- Compressor
- 55-Gallon Waste Oil Storage Drum
- Former 55-Gallon Waste Oil Drum Storage Area
- Hydraulic Lift (Single Post)
- Hydraulic Lift (Double Post)
- Geophysical Metallic Anomaly
- Former Residential Structure
- Proposed CVS Pharmacy Store
- Proposed CVS Pharmacy Site Features
- Approximate Soil Boring
- Temporary Well Point Location
- Geotechnical Boring

Scale and Orientation

0 15 30

1 inch = 30 feet

Prepared For

CVS Pharmacy, Inc.
One CVS Drive
Woonsocket, Rhode Island
02895-6146

Prepared For

T.M. Crowley & Associates, Inc.
501 Pennsylvania Parkway, Suite 160
Indianapolis, Indiana 46280

Site Address

Proposed CVS Pharmacy/Store No. 10386
13 Culver Street and 372 Riverdale Avenue
Section 1, Block 129, Lots 26 and 30
City of Yonkers, Westchester County, New York

111.02013 | July 2017

Figure 4

Soil Boring Location Map

File: CVS_YONKERS_NY_REPORT.dwg Date: 07/20/2017

Sample ID	SB-14B
Date Sampled	6/29/2017
Sample Interval (feet bgs)	1.5-2.0
Compound	Result
Volatile Organic Compounds	
Acetone	ND
Semi-Volatile Organic Compounds	
Benzo(a)anthracene	0.61
Benzo[a]pyrene	0.61
Benzo[b]fluoranthene	0.86
Chrysene	0.71
Indeno[1,2,3-cd]pyrene	0.42
Polychlorinated Biphenyls	
Aroclor (Total)	0.16
Metals	
Arsenic	7.9
Barium	320
Cadmium	3.7
Total Chromium*	36
Copper	4,900
Lead	720
Manganese	300
Total Mercury	3
Nickel	20
Zinc	580

Sample ID	SB-8A
Date Sampled	6/27/2017
Sample Interval (feet bgs)	0.5-1.0
Compound	Result
Volatile Organic Compounds	
Acetone	ND
Semi-Volatile Organic Compounds	
Benzo(a)anthracene	0.52
Benzo[a]pyrene	0.5
Benzo[b]fluoranthene	0.7
Chrysene	0.53
Indeno[1,2,3-cd]pyrene	0.29
Polychlorinated Biphenyls	
Aroclor (Total)	ND

Sample ID	SB-8B
Date Sampled	6/27/2017
Sample Interval (feet bgs)	8.0-8.5
Compound	Result
Volatile Organic Compounds	
Acetone	ND
Semi-Volatile Organic Compounds	
Benzo(a)anthracene	ND
Benzo[a]pyrene	ND
Benzo[b]fluoranthene	ND
Chrysene	ND
Indeno[1,2,3-cd]pyrene	ND
Polychlorinated Biphenyls	
Aroclor (Total)	ND

Sample ID	SB-9A
Date Sampled	6/27/2017
Sample Interval (feet bgs)	0.5-1.0
Compound	Result
Volatile Organic Compounds	
Acetone	ND
Semi-Volatile Organic Compounds	
Benzo(a)anthracene	1.3
Benzo[a]pyrene	1.2
Benzo[b]fluoranthene	1.7
Chrysene	1.2
Indeno[1,2,3-cd]pyrene	0.74
Polychlorinated Biphenyls	
Aroclor (Total)	ND

Sample ID	SB-9B
Date Sampled	6/27/2017
Sample Interval (feet bgs)	8.0-8.5
Compound	Result
Volatile Organic Compounds	
Acetone	ND
Semi-Volatile Organic Compounds	
Benzo(a)anthracene	ND
Benzo[a]pyrene	ND
Benzo[b]fluoranthene	ND
Chrysene	ND
Indeno[1,2,3-cd]pyrene	ND
Polychlorinated Biphenyls	
Aroclor (Total)	ND

Sample ID	SB-13A
Date Sampled	6/27/2017
Sample Interval (feet bgs)	0.5-1.0
Compound	Result
Volatile Organic Compounds	
Acetone	ND
Semi-Volatile Organic Compounds	
Benzo(a)anthracene	0.091
Benzo[a]pyrene	0.092
Benzo[b]fluoranthene	0.14
Chrysene	0.11
Indeno[1,2,3-cd]pyrene	0.06
Polychlorinated Biphenyls	
Aroclor (Total)	ND

Sample ID	SB-13B
Date Sampled	6/27/2017
Sample Interval (feet bgs)	8.0-8.5
Compound	Result
Volatile Organic Compounds	
Acetone	ND
Semi-Volatile Organic Compounds	
Benzo(a)anthracene	ND
Benzo[a]pyrene	ND
Benzo[b]fluoranthene	ND
Chrysene	ND
Indeno[1,2,3-cd]pyrene	ND
Polychlorinated Biphenyls	
Aroclor (Total)	ND

Sample ID	SB-14A
Date Sampled	6/29/2017
Sample Interval (feet bgs)	0.5-1.0
Compound	Result
Volatile Organic Compounds	
Acetone	ND
Semi-Volatile Organic Compounds	
Benzo(a)anthracene	0.51
Benzo[a]pyrene	0.48
Benzo[b]fluoranthene	0.69
Chrysene	0.54
Indeno[1,2,3-cd]pyrene	0.31

Sample ID	SB-6A
Date Sampled	6/29/2017
Sample Interval (feet bgs)	0.5-1.0
Compound	Result
Volatile Organic Compounds	
Acetone	ND
Semi-Volatile Organic Compounds	
Benzo(a)anthracene	0.63
Benzo[a]pyrene	0.68
Benzo[b]fluoranthene	1
Chrysene	0.77
Indeno[1,2,3-cd]pyrene	0.47
Polychlorinated Biphenyls	
Aroclor (Total)	0.059

Sample ID	SB-6B
Date Sampled	6/29/2017
Sample Interval (feet bgs)	8.0-8.5
Compound	Result
Volatile Organic Compounds	
Acetone	ND
Semi-Volatile Organic Compounds	
Benzo(a)anthracene	ND
Benzo[a]pyrene	ND
Benzo[b]fluoranthene	ND
Chrysene	ND
Indeno[1,2,3-cd]pyrene	ND
Polychlorinated Biphenyls	
Aroclor (Total)	ND

Sample ID	SB-7
Date Sampled	6/27/2017
Sample Interval (feet bgs)	8.5-9.0
Compound	Result
Volatile Organic Compounds	
Acetone	ND
Semi-Volatile Organic Compounds	
Benzo(a)anthracene	ND
Benzo[a]pyrene	ND
Benzo[b]fluoranthene	ND
Chrysene	ND
Indeno[1,2,3-cd]pyrene	ND
Polychlorinated Biphenyls	
Aroclor (Total)	ND

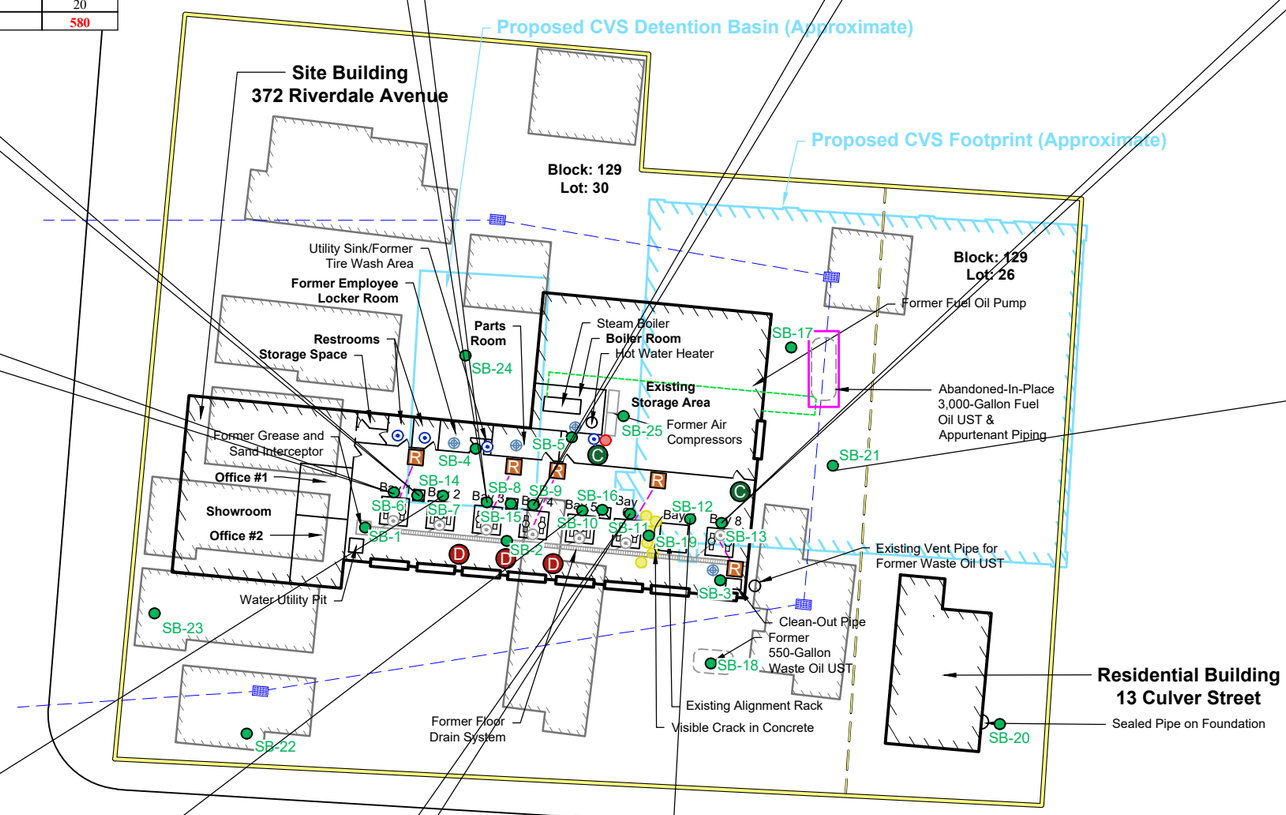

Sample ID	SB-21
Date Sampled	6/28/2017
Sample Interval (feet bgs)	2.5-3.0
Compound	Result
Volatile Organic Compounds	
Acetone	ND
Semi-Volatile Organic Compounds	
Benzo(a)anthracene	0.086
Benzo[a]pyrene	0.074
Benzo[b]fluoranthene	0.1
Chrysene	0.094
Indeno[1,2,3-cd]pyrene	0.045
Metals	
Arsenic	27
Barium	110
Cadmium	ND
Total Chromium*	30
Copper	87
Lead	100
Manganese	310
Total Mercury	28
Nickel	19
Zinc	110
Pesticides	
p,p'-DDD	ND
p,p'-DDE	ND
Polychlorinated Biphenyls	
Aroclor (Total)	ND

Compound	NYSDEC Unrestricted Use SCO(mg/kg)	NYSDEC Protection of Groundwater SCO (mg/kg)
Volatile Organic Compounds		
Acetone	0.05	0.05
Polyaromatic Hydrocarbons		
Benzo(a)anthracene	1	1
Benzo[a]pyrene	1	22
Benzo[b]fluoranthene	1	1.7
Chrysene	1	1
Indeno[1,2,3-cd]pyrene	0.5	8.2
Metals		
Arsenic	13	16
Barium	350	820
Cadmium	2.5	7.5
Chromium**	30/1	-/19
Copper	50	1,720
Lead	63	450
Manganese	1,600	2,000
Total Mercury	0.18	0.73
Nickel	30	130
Zinc	109	2,480
Pesticides		
p,p'-DDD	0.0033	14
p,p'-DDE	0.0033	17
Polychlorinated Biphenyls		
Aroclor (Total)	0.1	3.2

Sample ID	SB-10
Date Sampled	6/27/2017
Sample Interval (feet bgs)	8.5-9.0
Compound	Result
Volatile Organic Compounds	
Acetone	ND
Semi-Volatile Organic Compounds	
Benzo(a)anthracene	ND
Benzo[a]pyrene	ND
Benzo[b]fluoranthene	ND
Chrysene	ND
Indeno[1,2,3-cd]pyrene	ND
Polychlorinated Biphenyls	
Aroclor (Total)	ND

Sample ID	SB-11A
Date Sampled	6/27/2017
Sample Interval (feet bgs)	0.5-1.0
Compound	Result
Volatile Organic Compounds	
Acetone	ND
Semi-Volatile Organic Compounds	
Benzo(a)anthracene	0.042
Benzo[a]pyrene	0.043
Benzo[b]fluoranthene	0.056
Chrysene	0.044
Indeno[1,2,3-cd]pyrene	ND
Polychlorinated Biphenyls	
Aroclor (Total)	ND

Sample ID	SB-11B
Date Sampled	6/27/2017
Sample Interval (feet bgs)	8.0-8.5
Compound	Result
Volatile Organic Compounds	
Acetone	ND
Semi-Volatile Organic Compounds	
Benzo(a)anthracene	ND
Benzo[a]pyrene	ND
Benzo[b]fluoranthene	ND
Chrysene	ND
Indeno[1,2,3-cd]pyrene	ND
Polychlorinated Biphenyls	
Aroclor (Total)	ND

Sample ID	SB-12
Date Sampled	6/27/2017
Sample Interval (feet bgs)	8.0-8.5
Compound	Result
Volatile Organic Compounds	
Acetone	ND
Semi-Volatile Organic Compounds	
Benzo(a)anthracene	ND
Benzo[a]pyrene	ND
Benzo[b]fluoranthene	ND
Chrysene	ND
Indeno[1,2,3-cd]pyrene	ND
Polychlorinated Biphenyls	
Aroclor (Total)	ND

Notes
1. Aerial Source: Bing, 2017 Microsoft Corporation

2. Some features are approximate in location and scale

3. This plan has been prepared for CVS Pharmacy, Inc. All other uses are not authorized unless written permission is obtained from Ransom Consulting, Inc.

Notes:

ND = Not Detected
NA = Not Analyzed
10 = Concentration in exceedance of most stringent SCO
SCO = Soil Cleanup Objective
VOCs = Volatile Organic Compounds
Note: All concentrations are in milligrams per kilogram (mg/kg)
Compounds not analyzed are not depicted on this map.
* The SCOs listed for Total Chromium are the trivalent chromium SCOs and hexavalent chromium SCOs, respectively, as total chromium does not have an established SCO.

RANSOM Consulting Engineers and Scientists

Legend & Notes

- Parcel Boundary
- Overhead Garage Door
- Stormwater Catch Basin
- Stormwater Line
- Hydraulic Oil Line
- Active Floor Drain
- Former Floor Drain
- Sealed Floor Drain
- Air Filter
- Hydraulic Lift Control Box
- Hydraulic Fluid Reservoir
- Compressor
- 55-Gallon Waste Oil Storage Drum
- Former 55-Gallon Waste Oil Drum Storage Area
- Hydraulic Lift (Single Post)
- Hydraulic Lift (Double Post)
- Geophysical Metallic Anomaly
- Former Residential Structure
- Proposed CVS Pharmacy Store
- Proposed CVS Pharmacy Site Features
- Approximate Soil Boring

Scale and Orientation

0 20 40
1 inch = 40 feet

Prepared For

CVS Pharmacy, Inc.
One CVS Drive
Woonsocket, Rhode Island
02895-6146

Prepared For

T.M. Crowley & Associates, Inc.
501 Pennsylvania Parkway, Suite 160
Indianapolis, Indiana 46280

Site Address

Proposed CVS Pharmacy/Store No. 10386
13 Culver Street and 372 Riverdale Avenue
Section 1, Block 129, Lots 26 and 30
City of Yonkers, Westchester County, New York

111.02013 | July 2017

Figure 5A

Soil Sampling Exceedance Results Plan

File: CVS_YONKERS_NY_REPORT.dwg Date: 07/20/2017

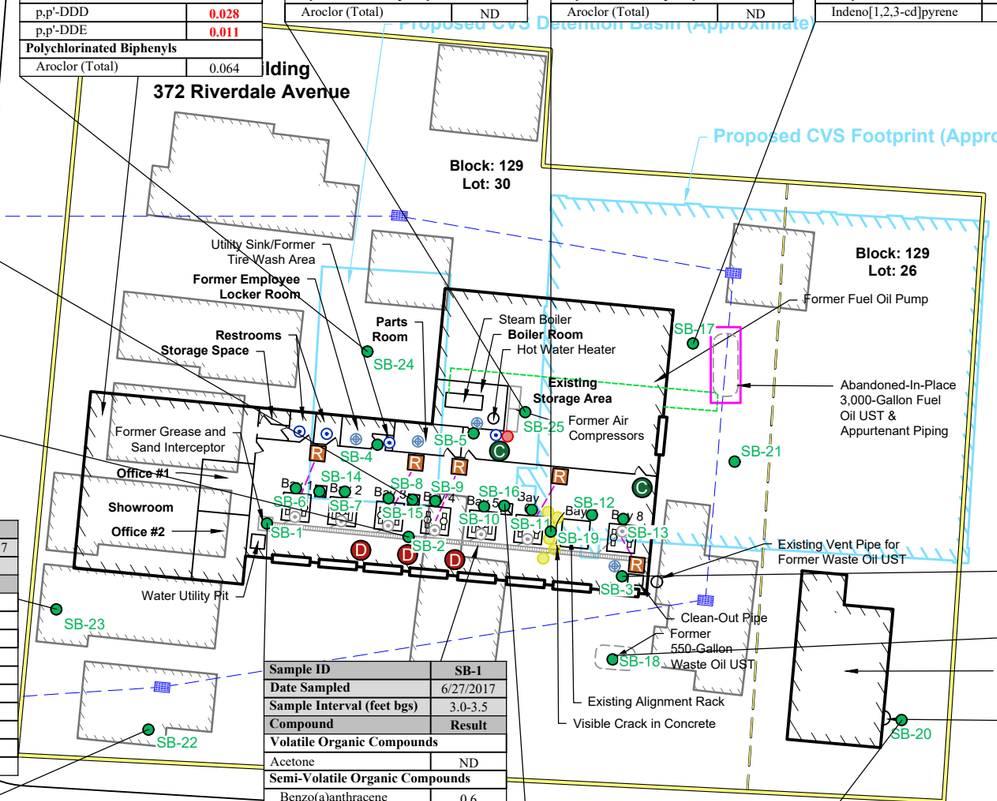

Sample ID	SB-15
Date Sampled	6/27/2017
Sample Interval (feet bgs)	0.5-1.0
Compound	Result
Volatile Organic Compounds	
Acetone	ND
Semi-Volatile Organic Compounds	
Benzo(a)anthracene	0.61
Benzo[a]pyrene	0.6
Benzo[b]fluoranthene	0.9
Chrysene	0.71
Indeno[1,2,3-cd]pyrene	0.39
Polychlorinated Biphenyls	
Aroclor (Total)	0.04

Sample ID	SB-24
Date Sampled	6/29/2017
Sample Interval (feet bgs)	0.5-1.0
Compound	Result
Volatile Organic Compounds	
Acetone	0.25
Semi-Volatile Organic Compounds	
Benzo(a)anthracene	0.55
Benzo[a]pyrene	0.78
Benzo[b]fluoranthene	0.64
Chrysene	0.82
Indeno[1,2,3-cd]pyrene	0.39
Metals	
Arsenic	13
Barium	750
Cadmium	4.2
Total Chromium*	45
Copper	140
Lead	4,300
Manganese	670
Total Mercury	0.89
Nickel	36
Zinc	1,500
Pesticides	
p,p'-DDD	0.028
p,p'-DDE	0.011
Polychlorinated Biphenyls	
Aroclor (Total)	0.064

Sample ID	SB-25
Date Sampled	6/29/2017
Sample Interval (feet bgs)	0.5-1.0
Compound	Result
Volatile Organic Compounds	
Acetone	ND
Semi-Volatile Organic Compounds	
Benzo(a)anthracene	ND
Benzo[a]pyrene	ND
Benzo[b]fluoranthene	0.04
Chrysene	ND
Indeno[1,2,3-cd]pyrene	ND
Metals	
Arsenic	6.2
Barium	140
Cadmium	ND
Total Chromium*	32
Copper	31
Lead	260
Manganese	930
Total Mercury	0.25
Nickel	28
Zinc	120
Polychlorinated Biphenyls	
Aroclor (Total)	ND

Sample ID	SB-19
Date Sampled	6/27/2017
Sample Interval (feet bgs)	0.5-1.0
Compound	Result
Volatile Organic Compounds	
Acetone	ND
Semi-Volatile Organic Compounds	
Benzo(a)anthracene	0.59
Benzo[a]pyrene	0.51
Benzo[b]fluoranthene	0.69
Chrysene	0.53
Indeno[1,2,3-cd]pyrene	0.33
Metals	
Arsenic	3.8
Barium	60
Cadmium	ND
Total Chromium*	13
Copper	24
Lead	130
Manganese	310
Total Mercury	0.33
Nickel	12
Zinc	69
Polychlorinated Biphenyls	
Aroclor (Total)	ND

Sample ID	SB-17
Date Sampled	6/29/2017
Sample Interval (feet bgs)	8.0-8.5
Compound	Result
Volatile Organic Compounds	
Acetone	ND
Semi-Volatile Organic Compounds	
Benzo(a)anthracene	ND
Benzo[a]pyrene	ND
Benzo[b]fluoranthene	ND
Chrysene	ND
Indeno[1,2,3-cd]pyrene	ND

Compound	NYSDEC Unrestricted Use SCO(mg/kg)	NYSDEC Protection of Groundwater SCO (mg/kg)
Volatile Organic Compounds		
Acetone	0.05	0.05
Polyaromatic Hydrocarbons		
Benzo(a)anthracene	1	1
Benzo[a]pyrene	1	22
Benzo[b]fluoranthene	1	1.7
Chrysene	1	1
Indeno[1,2,3-cd]pyrene	0.5	8.2
Metals		
Arsenic	13	16
Barium	350	820
Cadmium	2.5	7.5
Chromium**	30/1	-/19
Copper	50	1,720
Lead	63	450
Manganese	1,600	2,000
Total Mercury	0.18	0.73
Nickel	30	130
Zinc	109	2,480
Pesticides		
p,p'-DDD	0.0033	14
p,p'-DDE	0.0033	17
Polychlorinated Biphenyls		
Aroclor (Total)	0.1	3.2

Notes:

ND = Not Detected
NA = Not Analyzed
10 = Concentration in exceedance of most stringent SCO
SCO = Soil Cleanup Objective
VOCs = Volatile Organic Compounds
Note: All concentrations are in milligrams per kilogram (mg/kg) Compounds not analyzed are not depicted on this map.
* The SCOs listed for Total Chromium are the trivalent chromium SCOs and hexavalent chromium SCOs, respectively, as total chromium does not have an established SCO.

Sample ID	SB-3
Date Sampled	6/27/2017
Sample Interval (feet bgs)	0.5-1.0
Compound	Result
Volatile Organic Compounds	
Acetone	ND
Semi-Volatile Organic Compounds	
Benzo(a)anthracene	ND
Benzo[a]pyrene	ND
Benzo[b]fluoranthene	ND
Chrysene	ND
Indeno[1,2,3-cd]pyrene	ND
Metals	
Arsenic	1.7
Barium	76
Cadmium	ND
Total Chromium*	17
Copper	13
Lead	63
Manganese	290
Total Mercury	0.13
Nickel	13
Zinc	62
Polychlorinated Biphenyls	
Aroclor (Total)	ND

Sample ID	SB-2
Date Sampled	6/29/2017
Sample Interval (feet bgs)	0.5-1.0
Compound	Result
Volatile Organic Compounds	
Acetone	ND
Semi-Volatile Organic Compounds	
Benzo(a)anthracene	0.44
Benzo[a]pyrene	0.45
Benzo[b]fluoranthene	0.59
Chrysene	0.43
Indeno[1,2,3-cd]pyrene	0.28
Metals	
Arsenic	6.6
Barium	160
Cadmium	1.2
Total Chromium*	23
Copper	61
Lead	520
Manganese	360
Total Mercury	1.9
Nickel	18
Zinc	300
Polychlorinated Biphenyls	
Aroclor (Total)	ND

Sample ID	SB-23
Date Sampled	6/28/2017
Sample Interval (feet bgs)	3.5-4.0
Compound	Result
Volatile Organic Compounds	
Acetone	ND
Semi-Volatile Organic Compounds	
Benzo(a)anthracene	0.24
Benzo[a]pyrene	0.2
Benzo[b]fluoranthene	0.26
Chrysene	0.23
Indeno[1,2,3-cd]pyrene	0.095
Polychlorinated Biphenyls	
Aroclor (Total)	ND

Sample ID	SB-22
Date Sampled	6/27/2017
Sample Interval (feet bgs)	1.0-1.5
Compound	Result
Volatile Organic Compounds	
Acetone	ND
Semi-Volatile Organic Compounds	
Benzo(a)anthracene	ND
Benzo[a]pyrene	ND
Benzo[b]fluoranthene	ND
Chrysene	ND
Indeno[1,2,3-cd]pyrene	ND
Metals	
Arsenic	2.6
Barium	170
Cadmium	ND
Total Chromium*	29
Copper	29
Lead	280
Manganese	290
Total Mercury	0.54
Nickel	20
Zinc	180

Sample ID	SB-1
Date Sampled	6/27/2017
Sample Interval (feet bgs)	3.0-3.5
Compound	Result
Volatile Organic Compounds	
Acetone	ND
Semi-Volatile Organic Compounds	
Benzo(a)anthracene	0.6
Benzo[a]pyrene	0.5
Benzo[b]fluoranthene	0.73
Chrysene	0.61
Indeno[1,2,3-cd]pyrene	0.3
Metals	
Arsenic	5.3
Barium	360
Cadmium	1.9
Total Chromium*	78
Copper	69
Lead	620
Manganese	330
Total Mercury	0.8
Nickel	25
Zinc	410
Polychlorinated Biphenyls	
Aroclor (Total)	0.5

Sample ID	SB-16
Date Sampled	6/27/2017
Sample Interval (feet bgs)	0.5-1.0
Compound	Result
Volatile Organic Compounds	
Acetone	ND
Semi-Volatile Organic Compounds	
Benzo(a)anthracene	0.038
Benzo[a]pyrene	ND
Benzo[b]fluoranthene	0.048
Chrysene	ND
Indeno[1,2,3-cd]pyrene	ND
Polychlorinated Biphenyls	
Aroclor (Total)	ND

Sample ID	SB-20
Date Sampled	6/28/2017
Sample Interval (feet bgs)	0.0-0.5
Compound	Result
Volatile Organic Compounds	
Acetone	ND
Semi-Volatile Organic Compounds	
Benzo(a)anthracene	1.7
Benzo[a]pyrene	1.5
Benzo[b]fluoranthene	1.9
Chrysene	1.6
Indeno[1,2,3-cd]pyrene	0.98

Sample ID	SB-18
Date Sampled	6/28/2017
Sample Interval (feet bgs)	7.0-7.5
Compound	Result
Volatile Organic Compounds	
Acetone	ND
Semi-Volatile Organic Compounds	
Benzo(a)anthracene	ND
Benzo[a]pyrene	ND
Benzo[b]fluoranthene	ND
Chrysene	ND
Indeno[1,2,3-cd]pyrene	ND
Metals	
Arsenic	1.6
Barium	120
Cadmium	ND
Total Chromium*	31
Copper	38
Lead	20
Manganese	1,800
Total Mercury	ND
Nickel	29
Zinc	75
Polychlorinated Biphenyls	
Aroclor (Total)	ND

Notes
1. Aerial Source: Bing, 2017 Microsoft Corporation
2. Some features are approximate in location and scale
3. This plan has been prepared for CVS Pharmacy, Inc. All other uses are not authorized unless written permission is obtained from Ransom Consulting, Inc.

RANSOM Consulting Engineers and Scientists

Legend & Notes

- Parcel Boundary
- Overhead Garage Door
- Stormwater Catch Basin
- Stormwater Line
- Hydraulic Oil Line
- Active Floor Drain
- Former Floor Drain
- Sealed Floor Drain
- Air Filter
- Hydraulic Lift Control Box
- Hydraulic Fluid Reservoir
- Compressor
- 55-Gallon Waste Oil Storage Drum
- Former 55-Gallon Waste Oil Drum Storage Area
- Hydraulic Lift (Single Post)
- Hydraulic Lift (Double Post)
- Geophysical Metallic Anomaly
- Former Residential Structure
- Proposed CVS Pharmacy Store
- Proposed CVS Pharmacy Site Features
- Approximate Soil Boring

Scale and Orientation

0 20 40
1 inch = 40 feet

Prepared For

CVS Pharmacy, Inc.
One CVS Drive
Woonsocket, Rhode Island
02895-6146

Prepared For

T.M. Crowley & Associates, Inc.
501 Pennsylvania Parkway, Suite 160
Indianapolis, Indiana 46280

Site Address

Proposed CVS Pharmacy/Store No. 10386
13 Culver Street and 372 Riverdale Avenue
Section 1, Block 129, Lots 26 and 30
City of Yonkers, Westchester County, New York

111.02013 | July 2017

Figure 5B

Soil Sampling Exceedance Results Plan

File: CVS_YONKERS_NY_REPORT.dwg Date: 07/20/2017

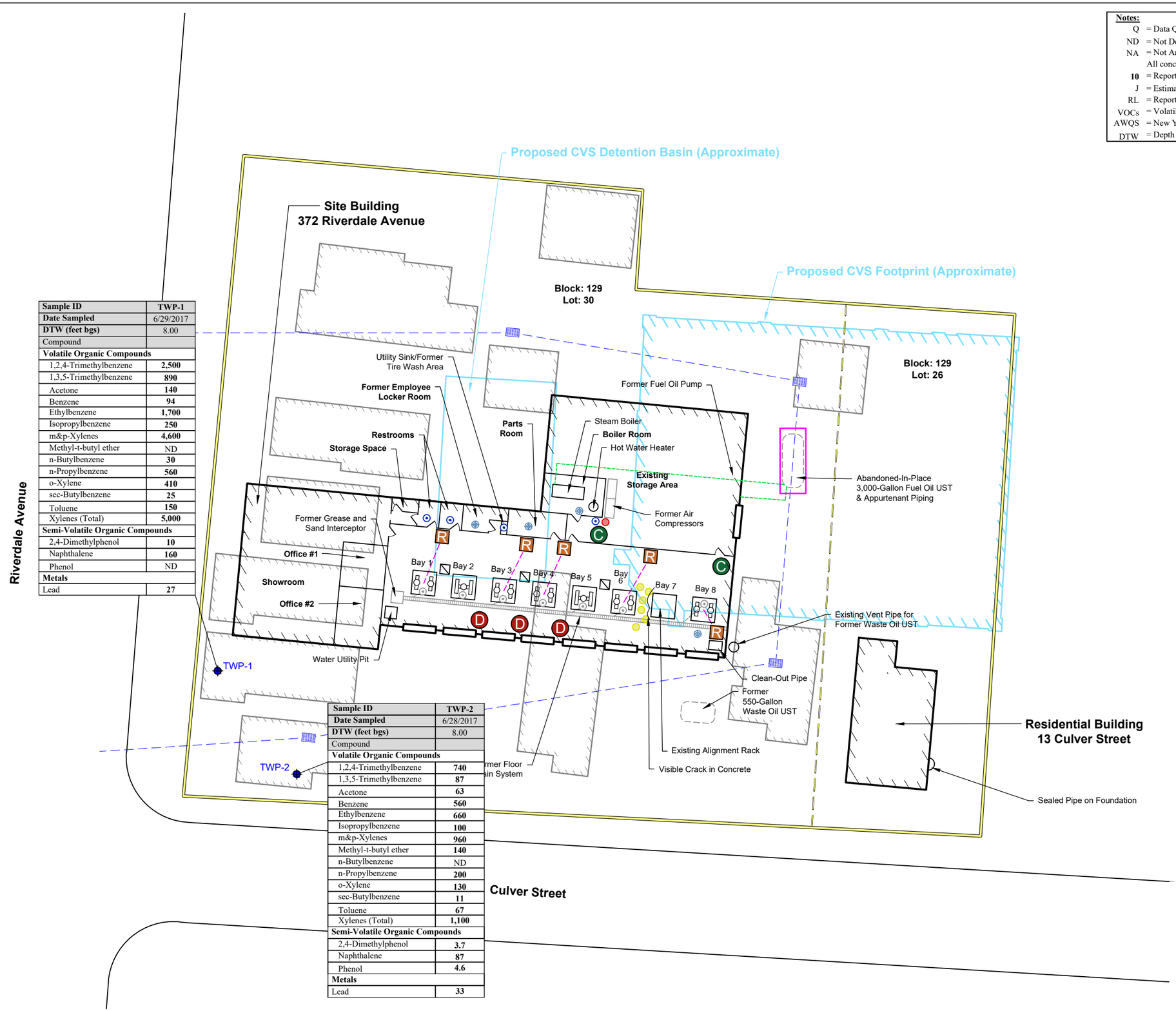

Sample ID	TWP-1
Date Sampled	6/29/2017
DTW (feet bgs)	8.00
Compound	
Volatile Organic Compounds	
1,2,4-Trimethylbenzene	**2,500**
1,3,5-Trimethylbenzene	**890**
Acetone	**140**
Benzene	**94**
Ethylbenzene	**1,700**
Isopropylbenzene	**250**
m&p-Xylenes	**4,600**
Methyl-t-butyl ether	ND
n-Butylbenzene	**30**
n-Propylbenzene	**560**
o-Xylene	**410**
sec-Butylbenzene	**25**
Toluene	**150**
Xylenes (Total)	**5,000**
Semi-Volatile Organic Compounds	
2,4-Dimethylphenol	**10**
Naphthalene	**160**
Phenol	ND
Metals	
Lead	**27**

Sample ID	TWP-2
Date Sampled	6/28/2017
DTW (feet bgs)	8.00
Compound	
Volatile Organic Compounds	
1,2,4-Trimethylbenzene	**740**
1,3,5-Trimethylbenzene	**87**
Acetone	**63**
Benzene	**560**
Ethylbenzene	**660**
Isopropylbenzene	**100**
m&p-Xylenes	**960**
Methyl-t-butyl ether	**140**
n-Butylbenzene	ND
n-Propylbenzene	**200**
o-Xylene	**130**
sec-Butylbenzene	**11**
Toluene	**67**
Xylenes (Total)	**1,100**
Semi-Volatile Organic Compounds	
2,4-Dimethylphenol	**3.7**
Naphthalene	**87**
Phenol	**4.6**
Metals	
Lead	**33**

Notes:

Q	= Data Qualifier
ND	= Not Detected
NA	= Not Analyzed
	All concentrations are in micrograms/liter (µg/L)
10	= Reporting Limit Exceeds Most Stringent AWQS
J	= Estimated Value
RL	= Reporting Limit
VOCs	= Volatile Organic Compounds
AWQS	= New York State Ambient Water Quality Standards
DTW	= Depth to Water

Compound	NYSDEC AWQS
Volatile Organic Compounds	
1,2,4-Trimethylbenzene	5
1,3,5-Trimethylbenzene	5
Acetone	50
Benzene	1
Ethylbenzene	5
Isopropylbenzene	5
m&p-Xylenes	5
Methyl-t-butyl ether	10
n-Butylbenzene	5
n-Propylbenzene	5
o-Xylene	5
sec-Butylbenzene	5
Toluene	5
Xylenes (Total)	
Semi-Volatile Organic Compounds	
2,4-Dimethylphenol	1
Naphthalene	10
Phenol	1
Metals	
Lead	25

Notes
1. Aerial Source: Bing, 2017 Microsoft Corporation

2. Some features are approximate in location and scale

3. This plan has been prepared for CVS Pharmacy, Inc. All other uses are not authorized unless written permission is obtained from Ransom Consulting, Inc.

RANSOM Consulting Engineers and Scientists

Legend & Notes

- Parcel Boundary
- Overhead Garage Door
- Stormwater Catch Basin
- Stormwater Line
- Hydraulic Oil Line
- Active Floor Drain
- Former Floor Drain
- Sealed Floor Drain
- Air Filter
- Hydraulic Lift Control Box
- Hydraulic Fluid Reservoir
- Compressor
- 55-Gallon Waste Oil Storage Drum
- Former 55-Gallon Waste Oil Drum Storage Area
- Hydraulic Lift (Single Post)
- Hydraulic Lift (Double Post)
- Geophysical Metallic Anomaly
- Former Residential Structure
- Proposed CVS Pharmacy Store
- Proposed CVS Pharmacy Site Features
- Temporary Well Point Location

Scale and Orientation

0 15 30

1 inch = 30 feet

Prepared For

CVS Pharmacy, Inc.
One CVS Drive
Woonsocket, Rhode Island
02895-6146

Prepared For

T.M. Crowley & Associates, Inc.
501 Pennsylvania Parkway, Suite 160
Indianapolis, Indiana 46280

Site Address

Proposed CVS Pharmacy/Store No. 10386
13 Culver Street and 372 Riverdale Avenue
Section 1, Block 129, Lots 26 and 30
City of Yonkers, Westchester County, New York

111.02013 | July 2017

Figure 6

Groundwater Sampling Exceedance Results Plan

File: CVS_YONKERS_NY_REPORT.dwg Date: 07/20/2017

APPENDIX A

Geophysical Survey Report

Phase II Limited Subsurface Investigation
Proposed CVS Pharmacy/Store No. 10386
13 Culver Street and 372 Riverdale Avenue
Section 1, Block 129, Lots 26 and 30
City of Yonkers, Westchester County, New York

Ransom Consulting, Inc.
Ransom Project No. R111.02013

ADVANCED GEOLOGICAL SERVICES
Headquarters in Malvern, PA
Offices in Chillicothe, OH and
Moraga, CA

July 18, 2017
Reference: 17-175-1

Ms. Kimberly Skibo
Ransom Consulting, Inc.
2127 Hamilton Avenue
Hamilton, NJ 08619

Subject: Geophysical Investigation Results
372 Riverdale Avenue & 13 Culver Street
Yonkers, New York

Dear Ms. Skibo:

Advanced Geological Services (AGS) presents this letter to Ransom Consulting, Inc. (Ransom) summarizing the geophysical investigation completed by AGS on June 27 through 29, 2017 at the properties located at 372 Riverdale Avenue and 13 Culver Street in Yonkers, New York.

At the time of the investigation the property at 372 Riverdale Avenue was being actively used by an automobile repair business. Parked cars were tightly parked throughout large portions of the property. Also, the 13 Culver Street property was being used for parking and staging of several Taco Trucks, thereby limiting access of the entire site.

The objectives of the geophysical investigation were to utilize geophysical methods to:

1) Identify potential underground storage tanks (USTs), buried structures, areas of fill, and other potential features of environmental concern at the subject property.

2) Clear numerous proposed drilling location of identifiable utilities or potential drilling hazards.

3) Attempt to video image a floor drain system on the southern side of the 372 Riverdale building where the automobile repair lifts exist.

To achieve the project objectives, AGS utilized a combination of the terrain conductivity electromagnetic (EM) method, the ground penetrating radar (GPR) method, the radio frequency utility locating method, the hand-held (EM) metal detection method, and a pipe video imaging system.

Methods

Terrain Conductivity Electromagnetic (EM) Method

Terrain conductivity EM data were collected across accessible portions of the geophysical investigation area to identify anomalous features that could indicate the presence of USTs, buried structures such as foundations or building slabs, or other anomalous subsurface features. The EM method uses the principle of electromagnetic induction to measure the variability of terrain conductivity of subsurface materials. The terrain conductivity EM method is capable of detecting variations in soil conductivity that can be caused by changes in soil

composition, soil compaction, or moisture content that are often associated with previously excavated or disturbed soils. The EM method also reacts very strongly to the presence of buried metal objects such as USTs, pipelines, or buried drums, as well a metallic features on the ground surface, such as parked cars, or building structures.

A Geonics EM31 terrain conductivity EM instrument was used to collect EM data in accessible portions of the 372 Riverdale Avenue property. The EM31 operates in accordance with the theory of operation at low induction numbers. An alternating current is passed through the transmitter coil to induce eddy currents into the ground. These eddy currents generate a secondary magnetic field. A component of the induced magnetic field is detected by a receiver coil and measured by the instrument. The receiver measures the field strength of both the quadrature and the in-phase components. The quadrature response is displayed as terrain conductivity in units of milliSeimens per meter (mS/m). The in-phase response is displayed in units of parts per thousand (ppt) of the transmitted signal. The estimated maximum depth of investigation of the EM31 instrument is up to approximately 18 feet below the ground surface.

Terrain conductivity EM data were collected along parallel traverses spaced 5 feet apart. Two EM measurements were recorded every second to provide a reading approximately every 1.5 feet along each traverse. The geographical coordinates of each reading was determined using a Trimble XH-3000 global positioning system (GPS) capable of sub-meter accuracy and was recorded along with the EM reading. Real-time navigation was also achieved using the GPS instrument.

Data were reviewed during data collection to identify potential targets of interest that would require additional investigation and characterization using GPR methods. Locations of anomalous features identified in the field were marked on site with spray paint. The EM data were downloaded upon return to the AGS office, contoured, and provided final review to identify any subtle features that may not have been recognized in the field.

Ground Penetrating Radar (GPR) Method

The ground penetrating radar (GPR) method was used to further characterize anomalies identified in the EM results, to search for USTs and other targets of interest, as well as to clear the area surrounding proposed drilling locations of buried utilities.

The GPR method is based upon the transmission of repetitive, radio-frequency electromagnetic (EM) pulses into the subsurface. When the transmitted energy of the down-going wave contacts an interface of dissimilar electrical character, part of the energy is returned to the surface in the form of a reflected signal. This reflected signal is detected by a receiving transducer and is displayed on the screen of the GPR unit as well as being recorded on the internal hard-drive. The received GPR response remains constant as long as the electrical contrast between media is present and constant. Lateral or vertical changes in the electrical properties of the subsurface result in equivalent changes in the GPR response. The system records a continuous image of the subsurface by plotting two-way travel time of the reflected EM pulse versus distance traveled along the ground surface. Two-way travel time values are

then converted to depth using known soil velocity functions.

A GSSI SIR-3000 GPR system and a 400 megahertz (MHz) antenna were used with a recording window of 60 nanoseconds (ns) to provide depth of penetration of up to approximately 10 feet under ideal field conditions. High conductivity soil, some conductive ballast gravels, and de-icing salt can strongly attenuate GPR signals, thereby decreasing the effective depth of investigation of the GPR system.

GPR data were collected select portions of the site to further characterize EM anomalies and to search for features of potential environmental concern. GPR traverses were also collected in an approximate grid pattern surrounding each proposed drilling location to identify potential utilities. Locations of identified features were marked on the ground surface with spray paint.

Hand-Held Electromagnetic (EM) Metal Detection Method

The hand-held EM metal detection method was used to search for metallic utilities, and other buried metal objects in the areas surrounding proposed drilling locations that could pose a drilling hazard. This instrument was also used to scan areas that could not be accessed with the larger EM31 instrument. Areas scanned included the 13 Culver Street property and several accessible portions of the 372 Riverdale Avenue property.

This EM method uses the principle of electromagnetic induction to detect shallow buried metal objects. This is done by carrying a unit consisting of hand-held radio frequency transmitter and receiver above the ground and continuously scanning the surface. A primary coil broadcasts a radio frequency signal from a transmitter. This primary radio signal induces secondary electrical currents in metal objects. These secondary currents in turn produce a magnetic field which is detected by the receiver.

The EM instrument used for this investigation was a Fisher TW-6 pipe and cable locator. This instrument is expressly designed to detect metallic pipes, cables, USTs, manhole covers, and other buried metallic objects. The instrument produces an audible response and significant meter deflections when near a metal object. The peak instrument response occurs when the unit is directly over the object. The EM instrument is ineffective in areas covered with reinforced concrete because the metal reinforcing material saturates the instrument response.

The TW-6 is operated in scanning mode, and does not allow for recording of the instrument response. For the present investigation, the accessible survey areas were scanned in a grid pattern to identify potential utilities, USTs, or other buried metal objects. Locations of potential utilities were marked on site with spray paint and/or pin flags.

Radio Frequency (RF) Utility Locating Methods

The areas surrounding proposed drilling locations were inspected using a RF utility locating system (also known as a precision utility locator (PUL)) to identify and trace potential electrical, telecommunication, water, and other potential identifiable utilities.

AGS utilized a Radiodetection RD4000 RF utility locating instrument. This instrument consists

of a receiver/tracer and a remote transmitter which operates at multiple radio-frequencies (RF) ranging from 8 kHz to 65 kHz. The receiver unit detects the transmitted RF signals as well as standard 60 Hz electrical power lines and broad-band RF signals when operated in passive detection modes. This utility tracing instrument is an analog device which provides visual and audible feedback to the operator when a utility coupled with the transmitted signal is crossed. The transmitter produces a radio-frequency signal in the utility to be traced by either induction coupling or direct hook-up. The receiver output varies an audible pitch and visual feedback depending upon how far the utility is from the receiver. By carefully adjusting the gain of the receiver it is possible to determine the location of the utility and to separate it from adjacent utilities.

The investigation areas were scanned using passive 60 Hz and the broad-band RF detection modes to identify potential utilities that may be present. Inductive and direct hook-up methods were used to trace specific utilities when possible. Identified utilities were marked on the ground surface with spray paint and/or pin flags.

Pipe Video Imaging

A pipe video inspection system was used to attempt to image the floor drain system located on the south side of the 372 Riverdale building interior. A Pearpoint Flexiprobe P340 system was used to image the floor drain system. A high-resolution camera is mounted on a fiberglass 300-foot long push-rod that is capable of negotiating most clean-outs and traps encountered. This system has the capability of recording the video on a SD card for easy transfer to a computer and review of the pipe images.

Results and Discussion

Site-wide Investigation to Identify USTs and Potential Areas of Concern

The property located at 372 Riverdale Avenue was being actively used by a busy automobile repair business at the time of the geophysical investigation. Cars were parked very tightly throughout large portions of the property making it impossible to access those areas. Terrain conductivity EM data were collected across an accessible portions on the western side of the property located to the north and south of the building. Figure 1 shows the color contoured EM results from those areas as well as areas where cars were parked and portions of the site covered that were with reinforced concrete.

The terrain conductivity results on the north side of the 372 Riverdale building indicate that no anomalous features are present within that area. The EM results on the south side of the building showed a strong EM response in the area where the sanitary sewer and water services extend between Culver Street and the south side of the 372 Riverdale building (Figure 1).

The areas where terrain conductivity EM data were collected were also investigated using GPR methods. The GPR results suggested that fill or building rubble may be present throughout most of these areas.

The remaining accessible portions of the 372 Riverdale property were scanned using a combination of the GPR method and hand-held EM metal detection method. Features identified during this portion of the investigation included:

- A backfilled excavation from a former 500-gallon UST located near the southeast corner of the building. A vent pipe visible at the southeast corner of the building extends to the edge of the excavation (Figure1).
- A potential former heating oil UST that may have been abandoned in place located on the east side of the building, near the northeast building corner (Figure 1). This feature produced an EM response with the hand-held EM metal detection instrument and also an ambiguous GPR response. A vent pipe located on the building wall and a potential supply/return line were also identified leading from the building to the possible abandoned UST location. The geophysical results at this locations were not conclusive. Therefore, it is recommended that additional direct investigation of this location, such as excavation, be considered to better determine if a UST is present at this location.

In additional to the UST related features described above, utilities that were identified during the investigation were marked on site and are shown on Figure 1.

Several Taco Trucks and other vehicles were present at the 13 Culver Street property at the time of the geophysical investigation that kept it from being possible to complete an EM investigation using the terrain conductivity EM instrument. Instead the accessible portions of the property were scanned using the hand-held EM metal detection method and the GPR methods. A previous site investigation inspection noted a sealed pipe protruding from the east side of the residence at 13 Culver (Figure 1). Geophysical investigation surrounding that area did not indicate the presence of any USTs. However, tracing the natural gas service for the property did extend from Culver Street to the approximate location where the sealed pipe was situated, suggesting that it may have been related to the previous gas service for the property. No USTs or other anomalies of concern were noted within the accessible portions of the property at 13 Culver Street.

Utility Clearance of Drilling Locations

A number of environmental boring and geotechnical borings were cleared of identifiable utilites. Utilities surrounding the borings located inside the 372 Riverdale Avenue building and those situated on reinforced concrete were identified using a combination of RF utility locating methods and GPR methods. All other boring locations were also scanned using RF and GPR methods, and additionally the hand-held EM metal detection method. Identified utilities inside the building were marked on site using chalk, and those identified outside of the building were marked using spray paint. If a utility was too close to the proposed drilling location, the proposed drilling location was adjust to an area clear of identified utilities with the approval of the Ransom representative.

Pipe Inspection of the Floor Drain System

A attempt was made to access the floor drain system located inside of the south side of the auto shop at the 372 Riverdale property. The camera was inserted into the clean-out located inside of the southeast corner of the building. However, there was a wire trap approximately 5 feet beyond the clean-out opening that prevented access (see photo). Attempts were made to access the drain system through three other clean-outs located along the length of the floor drain inside the south side of the building, but they were all filled with sediments preventing access. Because of the site conditions, it was not possible to inspect the floor drain system that extends from east to west inside the south side of the auto shop area.

Illustration 1: Photo showing wire trap inside floor drain clean-out.

Summary and Closing

In summary, the geophysical investigation of the 372 Riverdale Avenue and 13 Culver Street properties was limited to the accessible areas. A large number of cars parked closely together was present at the 372 Riverdale propsert at the time of the investigation, and several trucks and cars were also present at the 13 Culver Street property limiting access in portions of the properties.

At the 372 Riverdale property one backfilled UST excavation was identified near the southeast corner of the site building, and a potential abandoned in place UST was identified on the east side of the building near the northeast corner of the building. Excavation or another appropriate methods will be required to better determine if there is actually an abandoned UST present at that location.

A natural gas service line leading from Culver Street to the east side of the residence at 13 Culver Street was identified that appears to end in the approximate location where a sealed pipe was noted protruding through the foundation wall during a previous site inspection. No USTs were identified in the area where that sealed pipe was noted.

Aside from those feature noted and described above, and shown on Figure 1, no other underground features were identified during this investigation.

All geophysical data and field notes collected as a part of this investigation will be archived at the AGS office. The data collection and interpretation methods used in this investigation are consistent with standard practices applied to similar geophysical investigations. The correlation of geophysical responses with probable subsurface features is based on the past results of similar surveys although it is possible that some variation could exist at this site. Due to the nature of geophysical data, no guarantees can be made or implied regarding the presence or absence of additional objects or targets beyond those identified.

If you have any questions regarding the results of this field investigation, please contact me at 610-722-5500. It was a pleasure working with you on this project and we look forward to being able to provide you with sub-surface imaging services in the future.

Sincerely,

Donald Jagel, P.G.
Principal Geophysicist/Branch Manager
Advanced Geological Services, Inc.
P.O. Box 349, 280½ East Main Street
Chillicothe, OH 45601

attachment: Figure 1

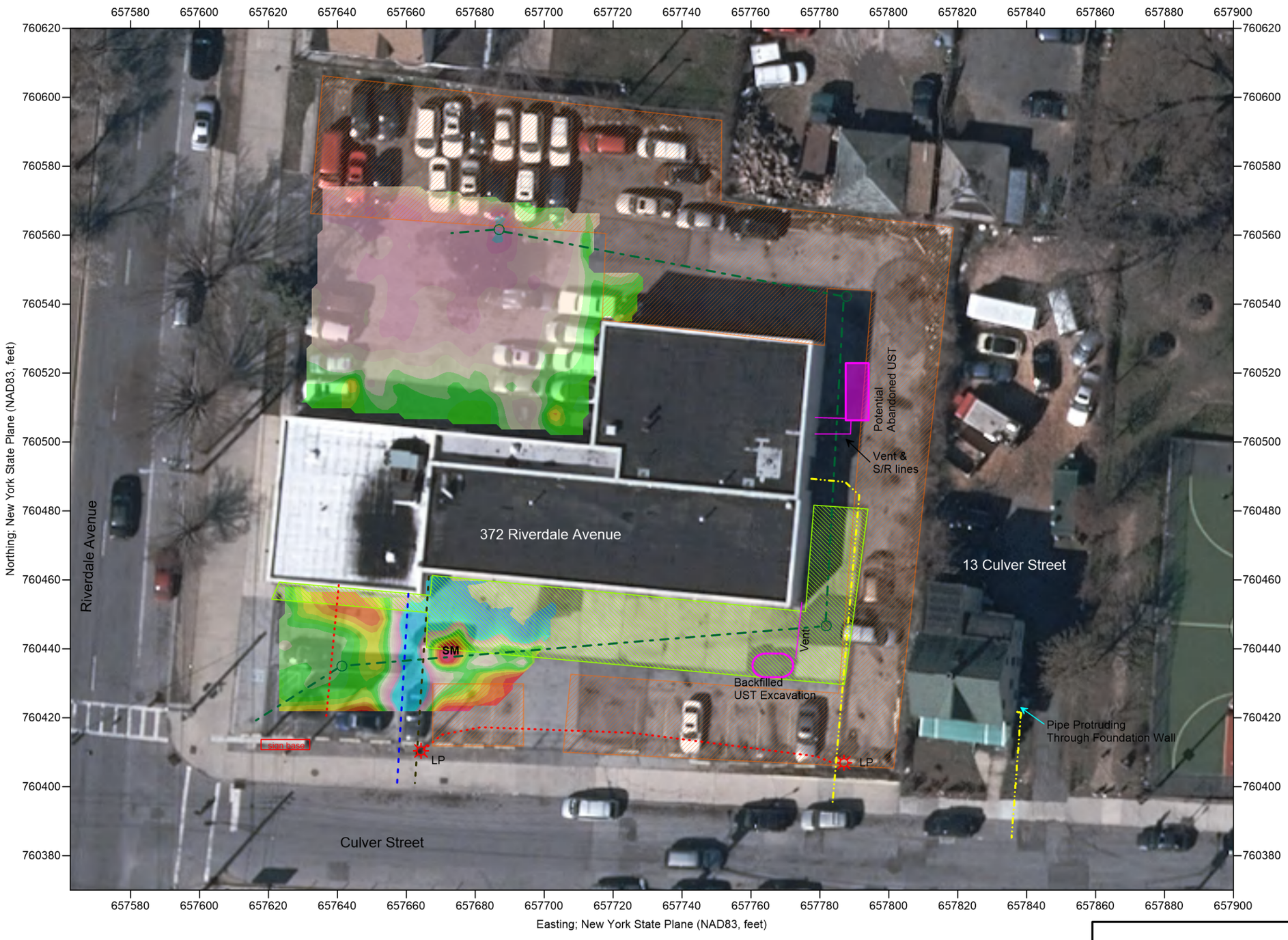

Legend

- Parked Cars
- Reinforced Concrete
- Water
- Sanitary Sewer
- Electric
- Natural Gas
- Storm Sewer
- LP Light Post
- Catch Basin
- SM Surface Metal

NOTES:

1) Terrain conductivity EM data were collected using a Geonics EM31 instrument. A GSSI SIR3000 GPR instrument was used to collect data close to buildings and parked vehicles. Utilities at the site were identified using a of a radio frequency utility locating, system (RD-4000) and a hand-held EM metal detection instrument (TW-6 m-scope). Accessible areas that could not be investigated using the terrain conductivty EM methods were also scanned using the TW-6 m-scope and GPR methods. All identified features were marked on site with spray paint.
2) Identified site features are based on the geophysical responses from several geophysical instruments. See report text for additional detail.
3) Base aerial orthophotograph downloaded from https://orthos.dhses.ny.gov/, and included file e_06570760_06_07400_4bd_2016.zip. All base orthophotographs have an acquisition date of 2016. This work was not completed by a licensed surveyor, as such should be considered approximate, and is for illustrative purposes only.
4) The items shown on this figure may not be all inclusive. AGS does not warrant the fact that additional buried features/utilities may be present which could not be identified by AGS personnel during this investigation.

ADVANCED GEOLOGICAL SERVICES

2016 Orthophotograph of the Site Showing Color Contoured Quadrature (Terrain Conductivity) EM Results, Identified Utilities, and Site Features

LOCATION: 372 Riverdale Avenue & 13 Culver Street
Yonkers, NY

CLIENT: Ransom Consulting, Inc.

PROJECT #: 17-175-1

ADVANCED GEOLOGICAL SERVICES, INC.

DATE: July 18, 2017

DRAWN BY: D. JAGEL

APPROVED BY: D. JAGEL

FIGURE 1

APPENDIX B

Soil Boring and Temporary Well Point Logs

Phase II Limited Subsurface Investigation
Proposed CVS Pharmacy/Store No. 10386
13 Culver Street and 372 Riverdale Avenue
Section 1, Block 129, Lots 26 and 30
City of Yonkers, Westchester County, New York

RANSOM Consulting, Inc.

Soil Boring Log

Boring No.: SB-1

Client: CVS Pharmacy, Inc.		Date Start: 6/27/2017
Project Name: CVS - Yonkers (Riverdale)		Date Finish: 6/27/2017
Project No.: 111.02013	Location: 372 Riverdale Avenue, Yonkers NY	Permit No.: NA
Drilling Contractor: Environmental Probing Investigations Inc.		Ground Elevation: NA
Driller: Carl Farley	Drilling Method: Hand-augered	Datum: NA
Hole Diameter: 4 inches	Sampling Method: Hand-augered	Total Depth: 4 feet bgs
Logged By: Lauren Rojewski	Sample Interval: 3.0-3.5 feet bgs	Hammer wt./fall: NA

Depth (ft)	Blow Counts	Sample No.	Recovery (inches)	PID/FID (ppm)	Lithologic Description	Remarks
				0.00	Concrete	
1				0.00	Brown SILT, trace fine sand	
				0.00		
2			-	0.00		
				0.00		
3				0.00		
		SB-1		0.00		
4				0.00		
5					**End of Boring - 4 feet bgs**	
6						
7						
8						
9						
10						
11						
12						
13						
14						
15						
16						
17						
18						
19						
20						
21						
22						
23						
24						
25						

RANSOM Consulting, Inc.

Soil Boring Log

Boring No.: SB-2

Client: CVS Pharmacy, Inc.		Date Start: 6/29/2017
Project Name: CVS - Yonkers (Riverdale)		Date Finish: 6/29/2017
Project No.: 111.02013	Location: 372 Riverdale Avenue, Yonkers NY	Permit No.: NA
Drilling Contractor: Environmental Probing Investigations Inc.		Ground Elevation: NA
Driller: Carl Farley	Drilling Method: Direct Push via GeoProbe	Datum: NA
Hole Diameter: 4 inches	Sampling Method: Acetate-Lined Macro-Core Liners	Total Depth: 5 feet bgs
Logged By: Lauren Rojewski	Sample Interval: 0.5-1.0 feet bgs	Hammer wt./fall: NA

Depth (ft)	Blow Counts	Sample No.	Recovery (inches)	PID/FID (ppm)	Lithologic Description	Remarks
				0.00	Concrete	
1		SB-2		0.00	Brown SILT, trace fine sand and gravel	
				0.00		
2				0.00		
			24	0.00		
3				0.00		
				0.00		
4				0.00		
				0.00		
5				0.00		
6					**End of Boring - 5 feet bgs**	
7						
8						
9						
10						
11						
12						
13						
14						
15						
16						
17						
18						
19						
20						
21						
22						
23						
24						
25						

RANSOM Consulting, Inc.

Soil Boring Log

Boring No.: SB-3

Client: CVS Pharmacy, Inc.		Date Start: 6/27/2017
Project Name: CVS - Yonkers (Riverdale)		Date Finish: 6/27/2017
Project No.: 111.02013	Location: 372 Riverdale Avenue, Yonkers NY	Permit No.: NA
Drilling Contractor: Environmental Probing Investigations Inc.		Ground Elevation: NA
Driller: Carl Farley	Drilling Method: Direct Push via GeoProbe	Datum: NA
Hole Diameter: 4 inches	Sampling Method: Acetate-Lined Macro-Core Liners	Total Depth: 5 feet bgs
Logged By: Lauren Rojewski	Sample Interval: 0.5-1.0 feet bgs	Hammer wt./fall: NA

Depth (ft)	Blow Counts	Sample No.	Recovery (inches)	PID/FID (ppm)	Lithologic Description	Remarks
				0.00	Concrete	
1		SB-3		0.00	Brown SILT, trace fine sand, some gravel	
				0.00		
2				0.00		
			24	0.00		
3				0.00		
				0.00		
4				0.00		
				0.00		
5				0.00		
6					**End of Boring - 5 feet bgs**	
7						
8						
9						
10						
11						
12						
13						
14						
15						
16						
17						
18						
19						
20						
21						
22						
23						
24						
25						

RANSOM Consulting, Inc.

Soil Boring Log

Boring No.: SB-6

Client: CVS Pharmacy, Inc.		Date Start: 6/29/2017
Project Name: CVS - Yonkers (Riverdale)		Date Finish: 6/29/2017
Project No.: 111.02013	Location: 372 Riverdale Avenue, Yonkers NY	Permit No.: NA
Drilling Contractor: Environmental Probing Investigations Inc.		Ground Elevation: NA
Driller: Carl Farley	Drilling Method: Direct Push via GeoProbe	Datum: NA
Hole Diameter: 4 inches	Sampling Method: Acetate-Lined Macro-Core Liners	Total Depth: 10 feet bgs
Logged By: Lauren Rojewski	Sample Interval: 0.5-1.0 feet bgs and 8.0 8.5 feet bgs	Hammer wt./fall: NA

Depth (ft)	Blow Counts	Sample No.	Recovery (inches)	PID/FID (ppm)	Lithologic Description	Remarks
				0.00	Concrete	
1		SB-6A		0.00	Brown SILT, trace fine sand	
				0.00		
2				0.00		
			24	0.00		
3				0.00		
				0.00		
4				0.00		
				0.00		
5				0.00		
				0.00	Tan and brown fine SAND, some silt	
6				0.00		
				0.00		
7				0.00		
			36	0.00		
8				0.00		
		SB-6B		0.00		
9				0.00		
				0.00	Red and brown fine SAND, some silt	
10				0.00		
11					**End of Boring - 10 feet bgs**	
12						
13						
14						
15						
16						
17						
18						
19						
20						
21						
22						
23						
24						
25						

RANSOM Consulting, Inc.

Soil Boring Log

Boring No.: SB-7

Client: CVS Pharmacy, Inc.		Date Start: 6/27/2017
Project Name: CVS - Yonkers (Riverdale)		Date Finish: 6/27/2017
Project No.: 111.02013	Location: 372 Riverdale Avenue, Yonkers NY	Permit No.: NA
Drilling Contractor: Environmental Probing Investigations Inc.		Ground Elevation: NA
Driller: Carl Farley	Drilling Method: Direct Push via GeoProbe	Datum: NA
Hole Diameter: 4 inches	Sampling Method: Acetate-Lined Macro-Core Liners	Total Depth: 10 feet bgs
Logged By: Lauren Rojewski	Sample Interval: 8.5-9.0 feet bgs	Hammer wt./fall: NA

Depth (ft)	Blow Counts	Sample No.	Recovery (inches)	PID/FID (ppm)	Lithologic Description	Remarks
				0.00	Concrete	
1				0.00	Brown dry SILT, trace fine sand	
				0.00		
2				0.00		
			48	0.00		
3				0.00		
				0.00		
4				0.00		
				0.00		
5				0.00		
				0.00		
6				0.00	Brown SILT, some fine sand	
				0.00		
7				0.00		
			36	0.00	Brown and tan silty SAND	Moisture noted
8				0.00		
				0.00		
9		SB-7		0.00		
				0.00	Brown medium SAND	
10				0.00		
11					**End of Boring - 10 feet bgs**	
12						
13						
14						
15						
16						
17						
18						
19						
20						
21						
22						
23						
24						
25						

RANSOM Consulting, Inc.

Soil Boring Log

Boring No.: SB-8

Client: CVS Pharmacy, Inc.		Date Start: 6/27/2017
Project Name: CVS - Yonkers (Riverdale)		Date Finish: 6/27/2017
Project No.: 111.02013	Location: 372 Riverdale Avenue, Yonkers NY	Permit No.: NA
Drilling Contractor: Environmental Probing Investigations Inc.		Ground Elevation: NA
Driller: Carl Farley	Drilling Method: Direct Push via GeoProbe	Datum: NA
Hole Diameter: 4 inches	Sampling Method: Acetate-Lined Macro-Core Liners	Total Depth: 10 feet bgs
Logged By: Lauren Rojewski	Sample Interval: 0.5-1.0 feet bgs and 8.0-8.5 feet bgs	Hammer wt./fall: NA

Depth (ft)	Blow Counts	Sample No.	Recovery (inches)	PID/FID (ppm)	Lithologic Description	Remarks
				0.00	Concrete	
1		SB-8A		0.00	Brown SILT, trace fine sand	
				0.00		
2				0.00		
			6	0.00		
3				0.00		
				0.00		
4				0.00		
				0.00		
5				0.00		
				0.00	Brown SILT, some fine sand	
6				0.00		
				0.00		
7				0.00		
				0.00	Brown and tan fine SAND, trace silt	
8			36	0.00		
		SB-8B		0.00		
9				0.00		
				0.00		
10				0.00		
11					**End of Boring - 10 feet bgs**	
12						
13						
14						
15						
16						
17						
18						
19						
20						
21						
22						
23						
24						
25						

RANSOM Consulting, Inc.

Soil Boring Log

Boring No.: SB-9

Client: CVS Pharmacy, Inc.		Date Start: 6/27/2017
Project Name: CVS - Yonkers (Riverdale)		Date Finish: 6/27/2017
Project No.: 111.02013	Location: 372 Riverdale Avenue, Yonkers NY	Permit No.: NA
Drilling Contractor: Environmental Probing Investigations Inc.		Ground Elevation: NA
Driller: Carl Farley	Drilling Method: Direct Push via GeoProbe	Datum: NA
Hole Diameter: 4 inches	Sampling Method: Acetate-Lined Macro-Core Liners	Total Depth: 10 feet bgs
Logged By: Lauren Rojewski	Sample Interval: 0.5-1.0 feet bgs and 8.0-8.5 feet bgs	Hammer wt./fall: NA

Depth (ft)	Blow Counts	Sample No.	Recovery (inches)	PID/FID (ppm)	Lithologic Description	Remarks
				0.00	Concrete	
1		SB-9A	6	0.00	Brown SILT, trace fine SAND, some gravel	
				0.00		
2				0.00		
				0.00		
3				0.00		
				0.00		
4				0.00		
				0.00		
5				0.00		
			36	0.00	Tan and brown fine SAND and silt	Moisture noted
6				0.00		
				0.00		
7				0.00		
				0.00		
8				0.00		
		SB-9B		0.00		
9				0.00		
				0.00		
10				0.00		
11					**End of Boring - 10 feet bgs**	
12						
13						
14						
15						
16						
17						
18						
19						
20						
21						
22						
23						
24						
25						

RANSOM Consulting, Inc.

Soil Boring Log

Boring No.: SB-10

Client: CVS Pharmacy, Inc.		Date Start: 6/27/2017
Project Name: CVS - Yonkers (Riverdale)		Date Finish: 6/27/2017
Project No.: 111.02013	Location: 372 Riverdale Avenue, Yonkers NY	Permit No.: NA
Drilling Contractor: Environmental Probing Investigations Inc.		Ground Elevation: NA
Driller: Carl Farley	Drilling Method: Direct Push via GeoProbe	Datum: NA
Hole Diameter: 4 inches	Sampling Method: Acetate-Lined Macro-Core Liners	Total Depth: 10 feet bgs
Logged By: Lauren Rojewski	Sample Interval: 8.5-9.0 feet bgs	Hammer wt./fall: NA

Depth (ft)	Blow Counts	Sample No.	Recovery (inches)	PID/FID (ppm)	Lithologic Description	Remarks
				0.00	Concrete	
1				0.00	Brown SILT, trace fine sand	
				0.00		
2				0.00		
				0.00		
3			12	0.00		
				0.00		
4				0.00		
				0.00		
5				0.00		
				0.00	Tan and brown fine SAND and silt	
6				0.00		
				0.00		
7				0.00		
				0.00		
8			54	0.00		
				0.00		
9		SB-10		0.00		
				0.00		
10				0.00		
11					**End of Boring - 10 feet bgs**	
12						
13						
14						
15						
16						
17						
18						
19						
20						
21						
22						
23						
24						
25						

RANSOM Consulting, Inc.

Soil Boring Log

Boring No.: SB-11

Client: CVS Pharmacy, Inc.		Date Start: 6/27/2017
Project Name: CVS - Yonkers (Riverdale)		Date Finish: 6/27/2017
Project No.: 111.02013	Location: 372 Riverdale Avenue, Yonkers NY	Permit No.: NA
Drilling Contractor: Environmental Probing Investigations Inc.		Ground Elevation: NA
Driller: Carl Farley	Drilling Method: Direct Push via GeoProbe	Datum: NA
Hole Diameter: 4 inches	Sampling Method: Acetate-Lined Macro-Core Liners	Total Depth: 10 feet bgs
Logged By: Lauren Rojewski	Sample Interval: 0.5-1.0 feet bgs and 8.0-8.5 feet bgs	Hammer wt./fall: NA

Depth (ft)	Blow Counts	Sample No.	Recovery (inches)	PID/FID (ppm)	Lithologic Description	Remarks
				0.00	Concrete	
1		SB-11A		0.00	Brown SILT, trace fine sand	
				0.00		
2				0.00		
			24	0.00		
3				0.00		
				0.00		
4				0.00		
				0.00	Brown silty fine SAND	
5				0.00		
				0.00		
6				0.00		
				0.00		
7				0.00		
			42	0.00		
8				0.00		
		SB-11B		0.00		
9				0.00		
				0.00		
10				0.00		
11					**End of Boring - 10 feet bgs**	
12						
13						
14						
15						
16						
17						
18						
19						
20						
21						
22						
23						
24						
25						

RANSOM Consulting, Inc.

Soil Boring Log

Boring No.: SB-12

Client: CVS Pharmacy, Inc.		Date Start: 6/27/2017
Project Name: CVS - Yonkers (Riverdale)		Date Finish: 6/27/2017
Project No.: 111.02013	Location: 372 Riverdale Avenue, Yonkers NY	Permit No.: NA
Drilling Contractor: Environmental Probing Investigations Inc.		Ground Elevation: NA
Driller: Carl Farley	Drilling Method: Direct Push via GeoProbe	Datum: NA
Hole Diameter: 4 inches	Sampling Method: Acetate-Lined Macro-Core Liners	Total Depth: 10 feet bgs
Logged By: Lauren Rojewski	Sample Interval: 8.0-8.5 feet bgs	Hammer wt./fall: NA

Depth (ft)	Blow Counts	Sample No.	Recovery (inches)	PID/FID (ppm)	Lithologic Description	Remarks
				0.00	Concrete	
1				0.00	Brown SILT, trace fine sand	
				0.00		
2				0.00		
			24	0.00		
3				0.00		
				0.00		
4				0.00		
				0.00		
5				0.00		
				0.00	Brown and tan fine SAND, some silt	
6				0.00		
				0.00		
7				0.00		
			42	0.00		
8				0.00		
		SB-12		0.00		
9				0.00		
				0.00		
10				0.00		
11					**End of Boring - 10 feet bgs**	
12						
13						
14						
15						
16						
17						
18						
19						
20						
21						
22						
23						
24						
25						

RANSOM Consulting, Inc.

Soil Boring Log

Boring No.: SB-13

Client: CVS Pharmacy, Inc.		Date Start: 6/27/2017
Project Name: CVS - Yonkers (Riverdale)		Date Finish: 6/27/2017
Project No.: 111.02013	Location: 372 Riverdale Avenue, Yonkers NY	Permit No.: NA
Drilling Contractor: Environmental Probing Investigations Inc.		Ground Elevation: NA
Driller: Carl Farley	Drilling Method: Direct Push via GeoProbe	Datum: NA
Hole Diameter: 4 inches	Sampling Method: Acetate-Lined Macro-Core Liners	Total Depth: 10 feet bgs
Logged By: Lauren Rojewski	Sample Interval: 0.5-1.0 feet bgs and 8.0-8.5 feet bgs	Hammer wt./fall: NA

Depth (ft)	Blow Counts	Sample No.	Recovery (inches)	PID/FID (ppm)	Lithologic Description	Remarks
				0.00	Concrete	
1		SB-13A		0.00	Brown SILT, trace fine sand	
				0.00		
2				0.00		
			36	0.00		
3				0.00		
				0.00		
4				0.00		
				0.00		
5				0.00		
				0.00	Brown and tan fine sand, some silt	
6				0.00		
				0.00		
7				0.00		
			36	0.00		
8				0.00		
		SB-13B		0.00		
9				0.00		
				0.00		
10				0.00		
11					**End of Boring - 10 feet bgs**	
12						
13						
14						
15						
16						
17						
18						
19						
20						
21						
22						
23						
24						
25						

RANSOM Consulting, Inc.

Soil Boring Log

Boring No.: SB-14

Client: CVS Pharmacy, Inc.		Date Start: 6/29/2017
Project Name: CVS - Yonkers (Riverdale)		Date Finish: 6/29/2017
Project No.: 111.02013	Location: 372 Riverdale Avenue, Yonkers NY	Permit No.: NA
Drilling Contractor: Environmental Probing Investigations Inc.		Ground Elevation: NA
Driller: Carl Farley	Drilling Method: Direct Push via GeoProbe	Datum: NA
Hole Diameter: 4 inches	Sampling Method: Acetate-Lined Macro-Core Liners	Total Depth: 3 feet bgs
Logged By: Lauren Rojewski	Sample Interval: 0.5-1.0 feet bgs and 1.5-2.0 feet bgs	Hammer wt./fall: NA

Depth (ft)	Blow Counts	Sample No.	Recovery (inches)	PID/FID (ppm)	Lithologic Description	Remarks
				0.00	Concrete	
1		SB-14A		0.00	Brown SILT, trace fine sand	
			24	0.00	Fill material (red brick)	
2		SB-14B		0.00		
				0.00	Brown SILT, trace fine sand	
3				0.00		
4					**End of Boring - 3 feet bgs**	
5						
6						
7						
8						
9						
10						
11						
12						
13						
14						
15						
16						
17						
18						
19						
20						
21						
22						
23						
24						
25						

RANSOM Consulting, Inc.

Soil Boring Log

Boring No.: SB-15

Client: CVS Pharmacy, Inc.		Date Start: 6/27/2017
Project Name: CVS - Yonkers (Riverdale)		Date Finish: 6/27/2017
Project No.: 111.02013	Location: 372 Riverdale Avenue, Yonkers NY	Permit No.: NA
Drilling Contractor: Environmental Probing Investigations Inc.		Ground Elevation: NA
Driller: Carl Farley	Drilling Method: Direct Push via GeoProbe	Datum: NA
Hole Diameter: 4 inches	Sampling Method: Acetate-Lined Macro-Core Liners	Total Depth: 5 feet bgs
Logged By: Lauren Rojewski	Sample Interval: 0.5-1.0 feet bgs	Hammer wt./fall: NA

Depth (ft)	Blow Counts	Sample No.	Recovery (inches)	PID/FID (ppm)	Lithologic Description	Remarks
				0.00	Concrete	
1		SB-15		0.00	Brown SILT, trace fine sand	
				0.00		
2				0.00		
			36	0.00		
3				0.00		
				0.00		
4				0.00		
				0.00		
5				0.00		
6					**End of Boring - 5 feet bgs**	
7						
8						
9						
10						
11						
12						
13						
14						
15						
16						
17						
18						
19						
20						
21						
22						
23						
24						
25						

RANSOM Consulting, Inc.

Soil Boring Log

Boring No.: SB-16

Client: CVS Pharmacy, Inc.		Date Start: 6/27/2017
Project Name: CVS - Yonkers (Riverdale)		Date Finish: 6/27/2017
Project No.: 111.02013	Location: 372 Riverdale Avenue, Yonkers NY	Permit No.: NA
Drilling Contractor: Environmental Probing Investigations Inc.		Ground Elevation: NA
Driller: Carl Farley	Drilling Method: Direct Push via GeoProbe	Datum: NA
Hole Diameter: 4 inches	Sampling Method: Acetate-Lined Macro-Core Liners	Total Depth: 5 feet bgs
Logged By: Lauren Rojewski	Sample Interval: 0.5-1.0 feet bgs	Hammer wt./fall: NA

Depth (ft)	Blow Counts	Sample No.	Recovery (inches)	PID/FID (ppm)	Lithologic Description	Remarks
				0.00	Concrete	
1		SB-16		0.00	Brown SILT, trace fine sand	
				0.00		
2				0.00		
			42	0.00		
3				0.00		
				0.00		
4				0.00		
				0.00		
5				0.00		
6					**End of Boring - 5 feet bgs**	
7						
8						
9						
10						
11						
12						
13						
14						
15						
16						
17						
18						
19						
20						
21						
22						
23						
24						
25						

RANSOM Consulting, Inc.

Soil Boring Log

Boring No.: SB-17

Client: CVS Pharmacy, Inc.		Date Start: 6/28/2017
Project Name: CVS - Yonkers (Riverdale)		Date Finish: 6/28/2017
Project No.: 111.02013	Location: 372 Riverdale Avenue, Yonkers NY	Permit No.: NA
Drilling Contractor: Environmental Probing Investigations Inc.		Ground Elevation: NA
Driller: Carl Farley	Drilling Method: Direct Push via GeoProbe	Datum: NA
Hole Diameter: 4 inches	Sampling Method: Acetate-Lined Macro-Core Liners	Total Depth: 10 feet bgs
Logged By: Lauren Rojewski	Sample Interval: 8.0-8.5 feet bgs	Hammer wt./fall: NA

Depth (ft)	Blow Counts	Sample No.	Recovery (inches)	PID/FID (ppm)	Lithologic Description	Remarks
				0.00	Asphalt	
1				0.00	Brown SILT, trace fine sand	
				0.00		
2				0.00		
				0.00		
3			15	0.00		
				0.00		
4				0.00		
				0.00		
5				0.00		
				0.00	Brown and tan SILT, some fine sand	
6				0.00		
				0.00		
7				0.00		
				0.00		
8			30	0.00		
		SB-17		0.00	Tan medium SAND	
9				0.00		
				0.00		
10				0.00		
11					**End of Boring - 10 feet bgs**	
12						
13						
14						
15						
16						
17						
18						
19						
20						
21						
22						
23						
24						
25						

RANSOM Consulting, Inc.

Soil Boring Log

Boring No.: SB-18

Client: CVS Pharmacy, Inc.		Date Start: 6/28/2017
Project Name: CVS - Yonkers (Riverdale)		Date Finish: 6/28/2017
Project No.: 111.02013	Location: 372 Riverdale Avenue, Yonkers NY	Permit No.: NA
Drilling Contractor: Environmental Probing Investigations Inc.		Ground Elevation: NA
Driller: Carl Farley	Drilling Method: Direct Push via GeoProbe	Datum: NA
Hole Diameter: 4 inches	Sampling Method: Acetate-Lined Macro-Core Liners	Total Depth: 10 feet bgs
Logged By: Lauren Rojewski	Sample Interval: 7.0-7.5 feet bgs	Hammer wt./fall: NA

Depth (ft)	Blow Counts	Sample No.	Recovery (inches)	PID/FID (ppm)	Lithologic Description	Remarks
				0.00	Asphalt	
1				0.00	Brown SILT, trace fine sand	
				0.00		
2				0.00		
				0.00		
3			30	0.00		
				0.00		
4				0.00		
				0.00		
5				0.00		
				0.00	Tan and brown fine SAND, some silt	
6				0.00		
				0.00		
7				0.00		
		SB-18	42	0.00		
8				0.00		
				0.00		
9				0.00		
				0.00		
10				0.00		
11					**End of Boring - 10 feet bgs**	
12						
13						
14						
15						
16						
17						
18						
19						
20						
21						
22						
23						
24						
25						

RANSOM Consulting, Inc.

Soil Boring Log

Boring No.: SB-19

Client: CVS Pharmacy, Inc.		Date Start: 6/27/2017
Project Name: CVS - Yonkers (Riverdale)		Date Finish: 6/27/2017
Project No.: 111.02013	Location: 372 Riverdale Avenue, Yonkers NY	Permit No.: NA
Drilling Contractor: Environmental Probing Investigations Inc.		Ground Elevation: NA
Driller: Carl Farley	Drilling Method: Direct Push via GeoProbe	Datum: NA
Hole Diameter: 4 inches	Sampling Method: Acetate-Lined Macro-Core Liners	Total Depth: 5 feet bgs
Logged By: Lauren Rojewski	Sample Interval: 0.5-1.0 feet bgs	Hammer wt./fall: NA

Depth (ft)	Blow Counts	Sample No.	Recovery (inches)	PID/FID (ppm)	Lithologic Description	Remarks
				0.00	Concrete	
1		SB-19		0.00	Brown SILT, trace fine sand, some gravel	
				0.00		
2				0.00		
			24	0.00		
3				0.00		
				0.00		
4				0.00		
				0.00		
5				0.00		
6					**End of Boring - 5 feet bgs**	
7						
8						
9						
10						
11						
12						
13						
14						
15						
16						
17						
18						
19						
20						
21						
22						
23						
24						
25						

RANSOM Consulting, Inc.

Soil Boring Log

Boring No.: SB-20

Client: CVS Pharmacy, Inc.		Date Start: 6/28/2017
Project Name: CVS - Yonkers (Riverdale)		Date Finish: 6/28/2017
Project No.: 111.02013	Location: 13 Culver Street, Yonkers NY	Permit No.: NA
Drilling Contractor: Environmental Probing Investigations Inc.		Ground Elevation: NA
Driller: Carl Farley	Drilling Method: Direct Push via GeoProbe	Datum: NA
Hole Diameter: 4 inches	Sampling Method: Acetate-Lined Macro-Core Liners	Total Depth: 8 feet bgs
Logged By: Lauren Rojewski	Sample Interval: 0.0-0.5 feet bgs	Hammer wt./fall: NA

Depth (ft)	Blow Counts	Sample No.	Recovery (inches)	PID/FID (ppm)	Lithologic Description	Remarks
		SB-20		0.00	Top soil and organic material	
1				0.00		
				0.00		
2				0.00		
			18	0.00		
3				0.00		
				0.00	Brown SILT, trace fine sand and gravel	
4				0.00		
				0.00		
5				0.00		
				0.00	Tan fine SAND, some silt	
6				0.00		
				0.00		
7			36	0.00		
				0.00		
8				0.00		Drilling Refusal at 8.0 feet bgs
9					**End of Boring - 8 feet bgs**	
10						
11						
12						
13						
14						
15						
16						
17						
18						
19						
20						
21						
22						
23						
24						
25						

RANSOM Consulting, Inc.

Soil Boring Log

Boring No.: SB-21

Client: CVS Pharmacy, Inc.		Date Start: 6/28/2017
Project Name: CVS - Yonkers (Riverdale)		Date Finish: 6/28/2017
Project No.: 111.02013	Location: 372 Riverdale Avenue, Yonkers NY	Permit No.: NA
Drilling Contractor: Environmental Probing Investigations Inc.		Ground Elevation: NA
Driller: Carl Farley	Drilling Method: Direct Push via GeoProbe	Datum: NA
Hole Diameter: 4 inches	Sampling Method: Acetate-Lined Macro-Core Liners	Total Depth: 10 feet bgs
Logged By: Lauren Rojewski	Sample Interval: 2.5-3.0 feet bgs	Hammer wt./fall: NA

Depth (ft)	Blow Counts	Sample No.	Recovery (inches)	PID/FID (ppm)	Lithologic Description	Remarks
				0.00	Concrete	
1				0.00	Brown SILT, some gravel	
				0.00		
2				0.00		
				0.00		
3		SB-21	24	0.00	Fill material (red brick)	Historic fill sample collected
				0.00	Brown SILT, some fine sand	
4				0.00		
				0.00		
5				0.00		
				0.00		
6				0.00		
				0.00		
7				0.00		
				0.00		
8			24	0.00		
				0.00		
9				0.00		
				0.00		
10				0.00		
11					**End of Boring - 10 feet bgs**	
12						
13						
14						
15						
16						
17						
18						
19						
20						
21						
22						
23						
24						
25						

RANSOM Consulting, Inc.

Soil Boring Log

Boring No.: SB-22

Client: CVS Pharmacy, Inc.		Date Start: 6/27/2017
Project Name: CVS - Yonkers (Riverdale)		Date Finish: 6/27/2017
Project No.: 111.02013	Location: 372 Riverdale Avenue, Yonkers NY	Permit No.: NA
Drilling Contractor: Environmental Probing Investigations Inc.		Ground Elevation: NA
Driller: Carl Farley	Drilling Method: Direct Push via GeoProbe	Datum: NA
Hole Diameter: 4 inches	Sampling Method: Acetate-Lined Macro-Core Liners	Total Depth: 15 feet bgs
Logged By: Lauren Rojewski	Sample Interval: 1.0-1.5 feet bgs	Hammer wt./fall: NA

Depth (ft)	Blow Counts	Sample No.	Recovery (inches)	PID/FID (ppm)	Lithologic Description	Remarks
				0.00	Concrete	
1				0.00	Brown SILT, trace fine sand	
		SB-22		0.00	Fill material (red brick)	Sample collected for historic fill
2				0.00		
			6	0.00	Brown SILT, trace fine sand	
3				0.00		
				0.00		
4				0.00		
				0.00		
5				0.00		
				0.00	Brown silty fine SAND	
6				0.00		
				0.00		
7				0.00		
			24	0.00		
8				0.00		
				0.00		
9				0.00		
				0.00	Grey medium SAND, some silt	
10				0.00		
				0.00		
11				0.00		
				0.00		
12				0.00		
			36	0.00		
13				0.00		
				0.00	Orange coarse SAND	
14				0.00		
				0.00		
15				0.00		
16					**End of Boring - 15 feet bgs**	
17						
18						
19						
20						
21						
22						
23						
24						
25						

RANSOM Consulting, Inc.

Soil Boring Log

Boring No.: SB-23

Client: CVS Pharmacy, Inc.		Date Start: 6/28/2017
Project Name: CVS - Yonkers (Riverdale)		Date Finish: 6/28/2017
Project No.: 111.02013	Location: 372 Riverdale Avenue, Yonkers NY	Permit No.: NA
Drilling Contractor: Environmental Probing Investigations Inc.		Ground Elevation: NA
Driller: Carl Farley	Drilling Method: Direct Push via GeoProbe	Datum: NA
Hole Diameter: 4 inches	Sampling Method: Acetate-Lined Macro-Core Liners	Total Depth: 15 feet bgs
Logged By: Lauren Rojewski	Sample Interval: 3.5-4.0 feet bgs	Hammer wt./fall: NA

Depth (ft)	Blow Counts	Sample No.	Recovery (inches)	PID/FID (ppm)	Lithologic Description	Remarks
				0.00	Asphalt	
1				0.00	Brown SILT, trace fine sand	
				0.00		
2				0.00		
			36	0.00		
3				0.00		
				6.80		
4		SB-23		-		Odors noted
				5.30		Odors noted
5				-		
				0.00	Brown fine SAND, some silt	
6				-		
				3.20		
7				-		
			42	0.00	Tan and brown fine SAND	Moisture noted
8				0.00		
				0.00		
9				0.00		
				0.00	Brown medium SAND	
10				0.00		
				0.00		
11				0.00		
				0.00		
12				0.00		
			36	0.00	Brown coarse SAND	
13				0.00		
				0.00		
14				0.00		
				0.00		
15				0.00		
16					**End of Boring - 15 feet bgs**	
17						
18						
19						
20						
21						
22						
23						
24						
25						

RANSOM Consulting, Inc.

Soil Boring Log

Boring No.: SB-24

Client: CVS Pharmacy, Inc.		Date Start: 6/29/2017
Project Name: CVS - Yonkers (Riverdale)		Date Finish: 6/29/2017
Project No.: 111.02013	Location: 372 Riverdale Avenue, Yonkers NY	Permit No.: NA
Drilling Contractor: Environmental Probing Investigations Inc.		Ground Elevation: NA
Driller: Carl Farley	Drilling Method: Direct Push via GeoProbe	Datum: NA
Hole Diameter: 4 inches	Sampling Method: Acetate-Lined Macro-Core Liners	Total Depth: 10 feet bgs
Logged By: Lauren Rojewski	Sample Interval: 0.5-1.0 feet bgs	Hammer wt./fall: NA

Depth (ft)	Blow Counts	Sample No.	Recovery (inches)	PID/FID (ppm)	Lithologic Description	Remarks
				0.00	Asphalt	
1		SB-24		0.00	Black and brown SILT and fine sand, trace fill material (red brick)	Historic fill sample collected.
				0.00		
2				0.00		
			30	0.00		
3				0.00		
				0.00		
4				0.00		
				0.00	Brown SILT, some fine sand	
5				0.00		
				0.00		
6				0.00		
				0.00	Brown medium SAND, some brown silt	
7				0.00		
			42	0.00		
8				0.00		
				0.00	Brown SILT, trace fine sand	
9				0.00		
				0.00		Composite sample SB-24C collected.
10				0.00		
11					**End of Boring - 10 feet bgs**	
12						
13						
14						
15						
16						
17						
18						
19						
20						
21						
22						
23						
24						
25						

RANSOM Consulting, Inc.

Soil Boring Log

Boring No.: SB-25

Client: CVS Pharmacy, Inc.		Date Start: 6/29/2017
Project Name: CVS - Yonkers (Riverdale)		Date Finish: 6/29/2017
Project No.: 111.02013	Location: 372 Riverdale Avenue, Yonkers NY	Permit No.: NA
Drilling Contractor: Environmental Probing Investigations Inc.		Ground Elevation: NA
Driller: Carl Farley	Drilling Method: Direct Push via GeoProbe	Datum: NA
Hole Diameter: 4 inches	Sampling Method: Acetate-Lined Macro-Core Liners	Total Depth: 5 feet bgs
Logged By: Lauren Rojewski	Sample Interval: 0.5-1.0 feet bgs	Hammer wt./fall: NA

Depth (ft)	Blow Counts	Sample No.	Recovery (inches)	PID/FID (ppm)	Lithologic Description	Remarks
				0.00	Concrete	
1		SB-25		0.00	Brown SILT, trace fine sand	
				0.00		
2				0.00		
			36	0.00		
3				0.00		
				0.00		
4				0.00		
				0.00		
5				0.00		
6					**End of Boring - 5 feet bgs**	
7						
8						
9						
10						
11						
12						
13						
14						
15						
16						
17						
18						
19						
20						
21						
22						
23						
24						
25						

TEMPORARY WELL LOG

Project: CVS - Yonkers (Riverdale)	Well Permit Number: N/A	Well No./Boring:	TWP-1/SB-23
Project No.: 111.02013	Drilling Co.: EPI Inc.	Lock No.: N/A	
Site Location: 372 Riverdale Avenue, Yonkers NY	Driller: Carl Farley	Start Date: 6/28/2017	
Geologist: Lauren Rojewski	Drilling Method: Direct Push	Date Complete: 6/28/2017	
Ground Elev.: N/A	Drilling Equip: GeoProbe 7720 DT	Total Boring Depth: 20 feet bgs	
Top of Casing Elev.: N/A	Static Water (feet bgs): 8.0	Product Thickness: NA	

Remarks: Well installed within soil boring SB-23 location.

GEOLOGIC LOG	Depth (ft.)	Blow/6 inches	Recovery (ft.)	PID (ppm)	Sample
Asphalt, brown SILT, trace fine sand	0.0-1.0			0.0	
	1.0-2.0			0.0	
	2.0-3.0		36	0.0	
	3.0-4.0			6.8	SB-23
	4.0-5.0			5.3	
Brown fine SAND, some silt	5.0-6.0			0.0	
	6.0-7.0			3.2	
Tan and brown fine SAND	7.0-8.0		42	0.0	
	8.0-9.0			0.0	
Brown medium SAND	9.0-10.0			0.0	
	10.0-11.0			0.0	
	11.0-12.0			0.0	
Brown coarse SAND	12.0-13.0		36	0.0	
	13.0-14.0			0.0	
	14.0-15.0			0.0	
	15.0-16.0			0.0	
	16.0-17.0			0.0	
	17.0-18.0		-	0.0	
	18.0-19.0			0.0	
	19.0-20.0			0.0	
End of Boring - 20 feet bgs	20.0-21.0				
	21.0-22.0				
	22.0-23.0				
	23.0-24.0				
	24.0-25.0				
	25.0-26.0				
	26.0-27.0				
	27.0-28.0				
	28.0-29.0				
	29.0-30.0				
	30.0-31.0				
	31.0-32.0				
	32.0-33.0				
	33.0-34.0				
	34.0-35.0				
	35.0-36.0				
	36.0-37.0				
	37.0-38.0				
	38.0-39.0				
	39.0-40.0				

AS-BUILT WELL SCHEMATIC



Well Material: Schedule 40 PVC
Well casing stickup: 3 inches
Well casing diameter: 1 inch
Well casing length: 5 feet
Grout length: N/A

Gravel pack length: N/A
Gravel pack size: N/A

Well Screen Material: Sch. 40 PVC
Well Screen diameter: 1 inch
Well screen length: 15 feet
Well slot size: 0.010 slot
Total Well Depth: 19.75 feet
Bore hole diameter: 4 inches
Bore hole depth: 20 feet

TEMPORARY WELL LOG

Project: CVS - Yonkers (Riverdale)	Well Permit Number: N/A	Well No./Boring:	TWP-2/SB-22
Project No.: 111.02013	Drilling Co.: EPI Inc.	Lock No.: N/A	
Site Location: 372 Riverdale Avenue, Yonkers NY	Driller: Carl Farley	Start Date: 6/27/2017	
Geologist: Lauren Rojewski	Drilling Method: Direct Push	Date Complete: 6/27/2017	
Ground Elev.: N/A	Drilling Equip: GeoProbe 7720 DT	Total Boring Depth: 20 feet bgs	
Top of Casing Elev.: N/A	Static Water (feet bgs): 8.0	Product Thickness: NA	

Remarks: Well installed within soil boring SB-22 location.

GEOLOGIC LOG	Depth (ft.)	Blow/6 inches	Recovery (ft.)	PID (ppm)	Sample
Concrete, brown SILT, trace fine sand	0.0-1.0			0.0	
Fill material, red brick	1.0-2.0			0.0	SB-22
Brown SILT, trace fine sand	2.0-3.0		6	0.0	
	3.0-4.0			0.0	
	4.0-5.0			0.0	
Brown silty fine SAND	5.0-6.0			0.0	
	6.0-7.0			0.0	
	7.0-8.0		24	0.0	
	8.0-9.0			0.0	
Grey medium SAND, some silt	9.0-10.0			0.0	
	10.0-11.0			0.0	
	11.0-12.0			0.0	
	12.0-13.0		36	0.0	
Orange coarse SAND	13.0-14.0			0.0	
	14.0-15.0			0.0	
	15.0-16.0			0.0	
	16.0-17.0			0.0	
	17.0-18.0		-	0.0	
	18.0-19.0			0.0	
	19.0-20.0			0.0	
End of Boring - 20 feet bgs	20.0-21.0				
	21.0-22.0				
	22.0-23.0				
	23.0-24.0				
	24.0-25.0				
	25.0-26.0				
	26.0-27.0				
	27.0-28.0				
	28.0-29.0				
	29.0-30.0				
	30.0-31.0				
	31.0-32.0				
	32.0-33.0				
	33.0-34.0				
	34.0-35.0				
	35.0-36.0				
	36.0-37.0				
	37.0-38.0				
	38.0-39.0				
	39.0-40.0				

AS-BUILT WELL SCHEMATIC



Well Material: Schedule 40 PVC
Well casing stickup: 17 inches
Well casing diameter: 1 inch
Well casing length: 5 feet
Grout length: N/A

Gravel pack length: N/A
Gravel pack size: N/A

Well Screen Material: Sch. 40 PVC
Well Screen diameter: 1-inch
Well screen length: 15 feet
Well slot size: 0.010 slot
Total Well Depth: 18.50 feet
Bore hole diameter: 4 inches
Bore hole depth: 20 feet

APPENDIX C

Laboratory Analytical Reports

Phase II Limited Subsurface Investigation
Proposed CVS Pharmacy/Store No. 10386
13 Culver Street and 372 Riverdale Avenue
Section 1, Block 129, Lots 26 and 30
City of Yonkers, Westchester County, New York

Hampton-Clarke
Analytical & Field Services

175 ROUTE 46 WEST, UNIT D · FAIRFIELD, NJ 07004
2 MADISON ROAD, FAIRFIELD, NJ 07004
800-426-9992 · 973-244-9770
FAX: 973-244-9787
WWW.HCVLAB.COM

Project: CVS-Yonkers (Riverdale)

Client PO: 0718

Report To: Ransom Environmental Consultants, Inc.
2127 Hamilton Avenue
Hamilton, NJ 08619

Attn: Kim Skibo

Received Date: 6/27/2017

Report Date: 7/12/2017

Deliverables: NYDOH-R

Lab ID: AC98694

Lab Project No: 7062727

This report is a true report of results obtained from our tests of this material. The report relates only to those samples received and analyzed by the laboratory. All results meet the requirements of the NELAC Institute standards. Laboratory reports may not be reproduced, except in full, without the written approval of the laboratory.

In lieu of a formal contract document, the total aggregate liability of Hampton-Clarke to all parties shall not exceed Hampton-Clarke's total fee for analytical services rendered.

Robin Cousineau - Quality Assurance Director OR **Jean Revolus - Laboratory Director**

NJ	(07071)	NY	(ELAP11408)	CT	(PH-0671)
PA	(68-00463)	KY	(90124)		

Table of Contents - 7062727

Sample Summary 1

Case Narrative 2

Executive Summary 3

Report of Analysis 7

Reporting Definitions / Data Qualifiers 33

Laboratory Chronicle 34

Chain of Custody Forms 37

- Chain of Custody
- Condition Upon Receipt Forms
- Preservation Documentation Forms (If Applicable)
- Internal Chain Of Custody Records

Volatile Data 43

- Form 1 Sample and Blank Results
- Form 2 Surrogate Recovery
- Form 3 Spike Recovery
- Form 4 Method Blank Summary
- Form 5 Tune Summary & BFB Spectra
- Form 6,7 Calibration & RT Summary
- Form 8 Internal Standard Area Summary

Base Neutral/Acid Extractable Data 105

- Form 1 Sample and Blank Results
- Form 2 Surrogate Recovery
- Form 3 Spike Recovery
- Form 4 Method Blank Summary
- Form 5 Tune Summary & DFTPP Spectra
- Form 6,7 Calibration & RT Summary
- Form 8 Internal Standard Area Summary

Metal Data 250

- Form 1 Sample Results
- Form 2 Calibration Summary
- Form 3 Blank Summary
- Form 4 ICP Interference Check Sample Summary
- Form 5/7 Spike / LCS Recovery Data
- Form 6/9 Duplicate / Serial Dilution Sample Data

Wet Chemistry Data..... 297

Form 1 Sample Results

Inorganic Spreadsheet / QC Summary

Sample Summary

Client: Ransom Environmental Consultants, Inc.
Project: CVS-Yonkers (Riverdale)

HC Project #: 7062727

Lab#	SampleID	Matrix	Collection Date	Receipt Date
AC98694-001	SB-7	Soil/Encore	6/27/2017	6/27/2017
AC98694-002	SB-8A	Soil/Encore	6/27/2017	6/27/2017
AC98694-003	SB-8B	Soil/Encore	6/27/2017	6/27/2017
AC98694-004	SB-15	Soil/Encore	6/27/2017	6/27/2017
AC98694-005	SB-9A	Soil/Encore	6/27/2017	6/27/2017
AC98694-006	SB-9B	Soil/Encore	6/27/2017	6/27/2017
AC98694-007	SB-16	Soil/Encore	6/27/2017	6/27/2017
AC98694-008	SB-10	Soil/Encore	6/27/2017	6/27/2017
AC98694-009	SB-1	Soil/Encore	6/27/2017	6/27/2017
AC98694-010	SB-12	Soil/Encore	6/27/2017	6/27/2017
AC98694-011	SB-13A	Soil/Encore	6/27/2017	6/27/2017
AC98694-012	SB-13B	Soil/Encore	6/27/2017	6/27/2017

HC Case Narrative

Client: Ransom Environmental Consultants, Inc. **HC Project:** 7062727
Project: CVS-Yonkers (Riverdale)

This case narrative is in the form of an exception report. Method specific and/or QA/QC anomalies related to this report only are detailed below.

Volatile Organic Analysis:

The Method Blank Spike for batch 61533 had recoveries outside QC limits. Please refer to the applicable Form 3 for the recoveries.

The MS/MSD RPD, Matrix Spike and Matrix Spike Duplicate for batch 61533 had recoveries outside QC limits. Please refer to the applicable Form 3 for the recoveries.

Base Neutral/Acid Extractable Analysis:

The Method Blank Spike for batch 60311 had recoveries outside QC limits. Please refer to the applicable Form 3 for the recoveries.

The MS/MSD RPD, Matrix Spike and Matrix Spike Duplicate for batch 60311 had recoveries outside QC limits. Please refer to the applicable Form 3 for the recoveries.

Sample AC98694-001 in the BNA has a surrogate recovery outside QC limits, but the recovery is greater than 10%, therefore, no corrective action was necessary. Please refer to the applicable Form 2 for the recoveries.

Sample AC98694-001 in the PAH had one or more surrogates outside QC limits. The sample was re-extracted and re-analyzed confirming recoveries outside QC limits due to matrix interference. The initial analysis is reported. Please refer to the applicable Form 2 for the recoveries.

PCB Analysis:

Data conforms to method requirements.

Metals Analysis:

The Post Spike, Matrix Spike and/or Matrix Spike Duplicate for batches 60924 and 60925 had recoveries outside QC limits. Please refer to the applicable Form 5/7 for the recoveries.

The RPD between the QC sample and the Method Replicate had recoveries outside QC limits in batches 60924 and 60925. Please refer to the applicable Form 6/9 for the recoveries.

The MS/MSD RPD had recoveries outside QC limits in batches 60924 and 60925. Please refer to the applicable Form 6/9 for the recoveries.

Wet Chemistry Analysis:

Data conforms to method requirements.

Robin Cousineau Quality Assurance Director	Or	Jean Revolus Laboratory Director	7/12/2017 Date

HC Executive Summary

Client: Ransom Environmental Consultants, Inc. **HC Project #:** 7062727

Project: CVS-Yonkers (Riverdale)

Lab#: AC98694-002 **Sample ID: SB-8A**

Analyte	Units	RL	Result	Analytical Method
Acenaphthylene	mg/kg	0.038	0.049	EPA 8270D
Anthracene	mg/kg	0.038	0.097	EPA 8270D
Benzo[a]anthracene	mg/kg	0.038	0.52	EPA 8270D
Benzo[a]pyrene	mg/kg	0.038	0.50	EPA 8270D
Benzo[b]fluoranthene	mg/kg	0.038	0.70	EPA 8270D
Benzo[g,h,i]perylene	mg/kg	0.038	0.33	EPA 8270D
Benzo[k]fluoranthene	mg/kg	0.038	0.18	EPA 8270D
Chrysene	mg/kg	0.038	0.53	EPA 8270D
Dibenzo[a,h]anthracene	mg/kg	0.038	0.12	EPA 8270D
Fluoranthene	mg/kg	0.038	0.85	EPA 8270D
Indeno[1,2,3-cd]pyrene	mg/kg	0.038	0.29	EPA 8270D
Naphthalene	mg/kg	0.0096	0.013	EPA 8270D
Phenanthrene	mg/kg	0.038	0.39	EPA 8270D
Pyrene	mg/kg	0.038	1.0	EPA 8270D

Lab#: AC98694-004 **Sample ID: SB-15**

Analyte	Units	RL	Result	Analytical Method
Aroclor (Total)	mg/kg	0.029	0.040	EPA 8082A
Aroclor-1262	mg/kg	0.029	0.040	EPA 8082A
Tetrachloroethene	mg/kg	0.0028	0.0028	EPA 8260C
Acenaphthene	mg/kg	0.039	0.075	EPA 8270D
Acenaphthylene	mg/kg	0.039	0.069	EPA 8270D
Anthracene	mg/kg	0.039	0.14	EPA 8270D
Benzo[a]anthracene	mg/kg	0.039	0.61	EPA 8270D
Benzo[a]pyrene	mg/kg	0.039	0.60	EPA 8270D
Benzo[b]fluoranthene	mg/kg	0.039	0.90	EPA 8270D
Benzo[g,h,i]perylene	mg/kg	0.039	0.42	EPA 8270D
Benzo[k]fluoranthene	mg/kg	0.039	0.28	EPA 8270D
Chrysene	mg/kg	0.039	0.71	EPA 8270D
Dibenzo[a,h]anthracene	mg/kg	0.039	0.15	EPA 8270D
Fluoranthene	mg/kg	0.039	1.2	EPA 8270D
Fluorene	mg/kg	0.039	0.059	EPA 8270D
Indeno[1,2,3-cd]pyrene	mg/kg	0.039	0.39	EPA 8270D
Naphthalene	mg/kg	0.0097	0.023	EPA 8270D
Phenanthrene	mg/kg	0.039	0.73	EPA 8270D
Pyrene	mg/kg	0.039	1.3	EPA 8270D

HC Executive Summary

Client: Ransom Environmental Consultants, Inc. **HC Project #:** 7062727

Project: CVS-Yonkers (Riverdale)

Lab#: AC98694-005 **Sample ID: SB-9A**

Analyte	Units	RL	Result	Analytical Method
Acenaphthylene	mg/kg	0.039	0.060	EPA 8270D
Anthracene	mg/kg	0.039	0.22	EPA 8270D
Benzo[a]anthracene	mg/kg	0.039	1.3	EPA 8270D
Benzo[a]pyrene	mg/kg	0.039	1.2	EPA 8270D
Benzo[b]fluoranthene	mg/kg	0.039	1.7	EPA 8270D
Benzo[g,h,i]perylene	mg/kg	0.039	0.75	EPA 8270D
Benzo[k]fluoranthene	mg/kg	0.039	0.43	EPA 8270D
Chrysene	mg/kg	0.039	1.2	EPA 8270D
Dibenzo[a,h]anthracene	mg/kg	0.039	0.27	EPA 8270D
Fluoranthene	mg/kg	0.039	2.6	EPA 8270D
Indeno[1,2,3-cd]pyrene	mg/kg	0.039	0.74	EPA 8270D
Phenanthrene	mg/kg	0.039	0.93	EPA 8270D
Pyrene	mg/kg	0.039	2.6	EPA 8270D

Lab#: AC98694-007 **Sample ID: SB-16**

Analyte	Units	RL	Result	Analytical Method
Benzo[a]anthracene	mg/kg	0.038	0.038	EPA 8270D
Benzo[b]fluoranthene	mg/kg	0.038	0.048	EPA 8270D
Fluoranthene	mg/kg	0.038	0.065	EPA 8270D
Pyrene	mg/kg	0.038	0.065	EPA 8270D

HC Executive Summary

Client: Ransom Environmental Consultants, Inc. **HC Project #:** 7062727

Project: CVS-Yonkers (Riverdale)

Lab#: AC98694-009 **Sample ID: SB-1**

Analyte	Units	RL	Result	Analytical Method
Aluminum	mg/kg	230	9600	EPA 6010C
Barium	mg/kg	11	360	EPA 6010C
Calcium	mg/kg	1100	24000	EPA 6010C
Chromium	mg/kg	5.7	78	EPA 6010C
Cobalt	mg/kg	2.8	8.2	EPA 6010C
Copper	mg/kg	5.7	69	EPA 6010C
Iron	mg/kg	230	22000	EPA 6010C
Lead	mg/kg	5.7	620	EPA 6010C
Magnesium	mg/kg	570	6200	EPA 6010C
Manganese	mg/kg	11	330	EPA 6010C
Nickel	mg/kg	5.7	25	EPA 6010C
Potassium	mg/kg	570	1200	EPA 6010C
Vanadium	mg/kg	11	42	EPA 6010C
Zinc	mg/kg	11	410	EPA 6010C
Arsenic	mg/kg	0.23	5.3	EPA 6020A
Beryllium	mg/kg	0.23	0.33	EPA 6020A
Cadmium	mg/kg	0.45	1.9	EPA 6020A
Mercury	mg/kg	0.095	0.80	EPA 7471B
Aroclor (Total)	mg/kg	0.028	0.050	EPA 8082A
Aroclor-1262	mg/kg	0.028	0.050	EPA 8082A
Acenaphthylene	mg/kg	0.038	0.051	EPA 8270D
Anthracene	mg/kg	0.038	0.10	EPA 8270D
Benzo[a]anthracene	mg/kg	0.038	0.60	EPA 8270D
Benzo[a]pyrene	mg/kg	0.038	0.50	EPA 8270D
Benzo[b]fluoranthene	mg/kg	0.038	0.73	EPA 8270D
Benzo[g,h,i]perylene	mg/kg	0.038	0.31	EPA 8270D
Benzo[k]fluoranthene	mg/kg	0.038	0.26	EPA 8270D
bis(2-Ethylhexyl)phthalate	mg/kg	0.038	0.083	EPA 8270D
Carbazole	mg/kg	0.038	0.058	EPA 8270D
Chrysene	mg/kg	0.038	0.61	EPA 8270D
Dibenzo[a,h]anthracene	mg/kg	0.038	0.12	EPA 8270D
Dibenzofuran	mg/kg	0.0095	0.014	EPA 8270D
Di-n-butylphthalate	mg/kg	0.0095	0.020	EPA 8270D
Fluoranthene	mg/kg	0.038	1.1	EPA 8270D
Indeno[1,2,3-cd]pyrene	mg/kg	0.038	0.30	EPA 8270D
Naphthalene	mg/kg	0.0095	0.014	EPA 8270D
Phenanthrene	mg/kg	0.038	0.47	EPA 8270D
Pyrene	mg/kg	0.038	1.1	EPA 8270D

HC Executive Summary

Client: Ransom Environmental Consultants, Inc. **HC Project #:** 7062727

Project: CVS-Yonkers (Riverdale)

Lab#: AC98694-011 **Sample ID: SB-13A**

Analyte	Units	RL	Result	Analytical Method
Benzo[a]anthracene	mg/kg	0.042	0.091	EPA 8270D
Benzo[a]pyrene	mg/kg	0.042	0.092	EPA 8270D
Benzo[b]fluoranthene	mg/kg	0.042	0.14	EPA 8270D
Benzo[g,h,i]perylene	mg/kg	0.042	0.068	EPA 8270D
Benzo[k]fluoranthene	mg/kg	0.042	0.051	EPA 8270D
Chrysene	mg/kg	0.042	0.11	EPA 8270D
Fluoranthene	mg/kg	0.042	0.18	EPA 8270D
Indeno[1,2,3-cd]pyrene	mg/kg	0.042	0.060	EPA 8270D
Phenanthrene	mg/kg	0.042	0.085	EPA 8270D
Pyrene	mg/kg	0.042	0.18	EPA 8270D

HC Report of Analysis

Client: Ransom Environmental Consultants, Inc.
Project: CVS-Yonkers (Riverdale)

HC Project #: 7062727

Sample ID: SB-7
Lab#: AC98694-001
Matrix: Soil/Encore

Collection Date: 6/27/2017
Receipt Date: 6/27/2017

% Solids SM2540G

Analyte	DF	Units	RL	Result
% Solids	1	percent		87

PAH Compounds 8270

Analyte	DF	Units	RL	Result
2-Methylnaphthalene	1	mg/kg	0.038	ND
Acenaphthene	1	mg/kg	0.038	ND
Acenaphthylene	1	mg/kg	0.038	ND
Anthracene	1	mg/kg	0.038	ND
Benzo[a]anthracene	1	mg/kg	0.038	ND
Benzo[a]pyrene	1	mg/kg	0.038	ND
Benzo[b]fluoranthene	1	mg/kg	0.038	ND
Benzo[g,h,i]perylene	1	mg/kg	0.038	ND
Benzo[k]fluoranthene	1	mg/kg	0.038	ND
Chrysene	1	mg/kg	0.038	ND
Dibenzo[a,h]anthracene	1	mg/kg	0.038	ND
Fluoranthene	1	mg/kg	0.038	ND
Fluorene	1	mg/kg	0.038	ND
Indeno[1,2,3-cd]pyrene	1	mg/kg	0.038	ND
Naphthalene	1	mg/kg	0.0096	ND
Phenanthrene	1	mg/kg	0.038	ND
Pyrene	1	mg/kg	0.038	ND

PCB 8082

Analyte	DF	Units	RL	Result
Aroclor (Total)	1	mg/kg	0.029	ND
Aroclor-1016	1	mg/kg	0.029	ND
Aroclor-1221	1	mg/kg	0.029	ND
Aroclor-1232	1	mg/kg	0.029	ND
Aroclor-1242	1	mg/kg	0.029	ND
Aroclor-1248	1	mg/kg	0.029	ND
Aroclor-1254	1	mg/kg	0.029	ND
Aroclor-1260	1	mg/kg	0.029	ND
Aroclor-1262	1	mg/kg	0.029	ND
Aroclor-1268	1	mg/kg	0.029	ND

Volatile Organics (no search) 8260

Analyte	DF	Units	RL	Result
1,1,1-Trichloroethane	1	mg/kg	0.0023	ND
1,1,2,2-Tetrachloroethane	1	mg/kg	0.0023	ND
1,1,2-Trichloro-1,2,2-trifluoroethane	1	mg/kg	0.0023	ND
1,1,2-Trichloroethane	1	mg/kg	0.0023	ND
1,1-Dichloroethane	1	mg/kg	0.0023	ND
1,1-Dichloroethene	1	mg/kg	0.0023	ND
1,2,3-Trichlorobenzene	1	mg/kg	0.0023	ND
1,2,4-Trichlorobenzene	1	mg/kg	0.0023	ND
1,2,4-Trimethylbenzene	1	mg/kg	0.0011	ND
1,2-Dibromo-3-chloropropane	1	mg/kg	0.0023	ND
1,2-Dibromoethane	1	mg/kg	0.0011	ND

Sample ID: SB-7
Lab#: AC98694-001
Matrix: Soil/Encore

Collection Date: 6/27/2017
Receipt Date: 6/27/2017

1,2-Dichlorobenzene	1	mg/kg	0.0023	ND
1,2-Dichloroethane	1	mg/kg	0.0023	ND
1,2-Dichloropropane	1	mg/kg	0.0023	ND
1,3,5-Trimethylbenzene	1	mg/kg	0.0011	ND
1,3-Dichlorobenzene	1	mg/kg	0.0023	ND
1,4-Dichlorobenzene	1	mg/kg	0.0023	ND
1,4-Dioxane	1	mg/kg	0.11	ND
2-Butanone	1	mg/kg	0.0023	ND
2-Hexanone	1	mg/kg	0.0023	ND
4-Isopropyltoluene	1	mg/kg	0.0011	ND
4-Methyl-2-pentanone	1	mg/kg	0.0023	ND
Acetone	1	mg/kg	0.011	ND
Benzene	1	mg/kg	0.0011	ND
Bromochloromethane	1	mg/kg	0.0023	ND
Bromodichloromethane	1	mg/kg	0.0023	ND
Bromoform	1	mg/kg	0.0023	ND
Bromomethane	1	mg/kg	0.0023	ND
Carbon disulfide	1	mg/kg	0.0023	ND
Carbon tetrachloride	1	mg/kg	0.0023	ND
Chlorobenzene	1	mg/kg	0.0023	ND
Chloroethane	1	mg/kg	0.0023	ND
Chloroform	1	mg/kg	0.0023	ND
Chloromethane	1	mg/kg	0.0023	ND
cis-1,2-Dichloroethene	1	mg/kg	0.0023	ND
cis-1,3-Dichloropropene	1	mg/kg	0.0023	ND
Cyclohexane	1	mg/kg	0.0023	ND
Dibromochloromethane	1	mg/kg	0.0023	ND
Dichlorodifluoromethane	1	mg/kg	0.0023	ND
Ethylbenzene	1	mg/kg	0.0011	ND
Isopropylbenzene	1	mg/kg	0.0011	ND
m&p-Xylenes	1	mg/kg	0.0011	ND
Methyl Acetate	1	mg/kg	0.0023	ND
Methylcyclohexane	1	mg/kg	0.0023	ND
Methylene chloride	1	mg/kg	0.0023	ND
Methyl-t-butyl ether	1	mg/kg	0.0011	ND
n-Butylbenzene	1	mg/kg	0.0011	ND
n-Propylbenzene	1	mg/kg	0.0011	ND
o-Xylene	1	mg/kg	0.0011	ND
sec-Butylbenzene	1	mg/kg	0.0011	ND
Styrene	1	mg/kg	0.0023	ND
t-Butylbenzene	1	mg/kg	0.0011	ND
Tetrachloroethene	1	mg/kg	0.0023	ND
Toluene	1	mg/kg	0.0011	ND
trans-1,2-Dichloroethene	1	mg/kg	0.0023	ND
trans-1,3-Dichloropropene	1	mg/kg	0.0023	ND
Trichloroethene	1	mg/kg	0.0023	ND
Trichlorofluoromethane	1	mg/kg	0.0023	ND
Vinyl chloride	1	mg/kg	0.0023	ND
Xylenes (Total)	1	mg/kg	0.0011	ND

Sample ID: SB-8A
Lab#: AC98694-002
Matrix: Soil/Encore

Collection Date: 6/27/2017
Receipt Date: 6/27/2017

% Solids SM2540G

Analyte	DF	Units	RL	Result
% Solids	1	percent		87

PAH Compounds 8270

Analyte	DF	Units	RL	Result
2-Methylnaphthalene	1	mg/kg	0.038	ND
Acenaphthene	1	mg/kg	0.038	ND
Acenaphthylene	**1**	**mg/kg**	**0.038**	**0.049**
Anthracene	**1**	**mg/kg**	**0.038**	**0.097**
Benzo[a]anthracene	**1**	**mg/kg**	**0.038**	**0.52**
Benzo[a]pyrene	**1**	**mg/kg**	**0.038**	**0.50**
Benzo[b]fluoranthene	**1**	**mg/kg**	**0.038**	**0.70**
Benzo[g,h,i]perylene	**1**	**mg/kg**	**0.038**	**0.33**
Benzo[k]fluoranthene	**1**	**mg/kg**	**0.038**	**0.18**
Chrysene	**1**	**mg/kg**	**0.038**	**0.53**
Dibenzo[a,h]anthracene	**1**	**mg/kg**	**0.038**	**0.12**
Fluoranthene	**1**	**mg/kg**	**0.038**	**0.85**
Fluorene	1	mg/kg	0.038	ND
Indeno[1,2,3-cd]pyrene	**1**	**mg/kg**	**0.038**	**0.29**
Naphthalene	**1**	**mg/kg**	**0.0096**	**0.013**
Phenanthrene	**1**	**mg/kg**	**0.038**	**0.39**
Pyrene	**1**	**mg/kg**	**0.038**	**1.0**

PCB 8082

Analyte	DF	Units	RL	Result
Aroclor (Total)	1	mg/kg	0.029	ND
Aroclor-1016	1	mg/kg	0.029	ND
Aroclor-1221	1	mg/kg	0.029	ND
Aroclor-1232	1	mg/kg	0.029	ND
Aroclor-1242	1	mg/kg	0.029	ND
Aroclor-1248	1	mg/kg	0.029	ND
Aroclor-1254	1	mg/kg	0.029	ND
Aroclor-1260	1	mg/kg	0.029	ND
Aroclor-1262	1	mg/kg	0.029	ND
Aroclor-1268	1	mg/kg	0.029	ND

Volatile Organics (no search) 8260

Analyte	DF	Units	RL	Result
1,1,1-Trichloroethane	1.08	mg/kg	0.0025	ND
1,1,2,2-Tetrachloroethane	1.08	mg/kg	0.0025	ND
1,1,2-Trichloro-1,2,2-trifluoroethane	1.08	mg/kg	0.0025	ND
1,1,2-Trichloroethane	1.08	mg/kg	0.0025	ND
1,1-Dichloroethane	1.08	mg/kg	0.0025	ND
1,1-Dichloroethene	1.08	mg/kg	0.0025	ND
1,2,3-Trichlorobenzene	1.08	mg/kg	0.0025	ND
1,2,4-Trichlorobenzene	1.08	mg/kg	0.0025	ND
1,2,4-Trimethylbenzene	1.08	mg/kg	0.0012	ND
1,2-Dibromo-3-chloropropane	1.08	mg/kg	0.0025	ND
1,2-Dibromoethane	1.08	mg/kg	0.0012	ND
1,2-Dichlorobenzene	1.08	mg/kg	0.0025	ND
1,2-Dichloroethane	1.08	mg/kg	0.0025	ND
1,2-Dichloropropane	1.08	mg/kg	0.0025	ND
1,3,5-Trimethylbenzene	1.08	mg/kg	0.0012	ND
1,3-Dichlorobenzene	1.08	mg/kg	0.0025	ND
1,4-Dichlorobenzene	1.08	mg/kg	0.0025	ND
1,4-Dioxane	1.08	mg/kg	0.12	ND

Sample ID: SB-8A
Lab#: AC98694-002
Matrix: Soil/Encore

Collection Date: 6/27/2017
Receipt Date: 6/27/2017

2-Butanone	1.08	mg/kg	0.0025	ND
2-Hexanone	1.08	mg/kg	0.0025	ND
4-Isopropyltoluene	1.08	mg/kg	0.0012	ND
4-Methyl-2-pentanone	1.08	mg/kg	0.0025	ND
Acetone	1.08	mg/kg	0.012	ND
Benzene	1.08	mg/kg	0.0012	ND
Bromochloromethane	1.08	mg/kg	0.0025	ND
Bromodichloromethane	1.08	mg/kg	0.0025	ND
Bromoform	1.08	mg/kg	0.0025	ND
Bromomethane	1.08	mg/kg	0.0025	ND
Carbon disulfide	1.08	mg/kg	0.0025	ND
Carbon tetrachloride	1.08	mg/kg	0.0025	ND
Chlorobenzene	1.08	mg/kg	0.0025	ND
Chloroethane	1.08	mg/kg	0.0025	ND
Chloroform	1.08	mg/kg	0.0025	ND
Chloromethane	1.08	mg/kg	0.0025	ND
cis-1,2-Dichloroethene	1.08	mg/kg	0.0025	ND
cis-1,3-Dichloropropene	1.08	mg/kg	0.0025	ND
Cyclohexane	1.08	mg/kg	0.0025	ND
Dibromochloromethane	1.08	mg/kg	0.0025	ND
Dichlorodifluoromethane	1.08	mg/kg	0.0025	ND
Ethylbenzene	1.08	mg/kg	0.0012	ND
Isopropylbenzene	1.08	mg/kg	0.0012	ND
m&p-Xylenes	1.08	mg/kg	0.0012	ND
Methyl Acetate	1.08	mg/kg	0.0025	ND
Methylcyclohexane	1.08	mg/kg	0.0025	ND
Methylene chloride	1.08	mg/kg	0.0025	ND
Methyl-t-butyl ether	1.08	mg/kg	0.0012	ND
n-Butylbenzene	1.08	mg/kg	0.0012	ND
n-Propylbenzene	1.08	mg/kg	0.0012	ND
o-Xylene	1.08	mg/kg	0.0012	ND
sec-Butylbenzene	1.08	mg/kg	0.0012	ND
Styrene	1.08	mg/kg	0.0025	ND
t-Butylbenzene	1.08	mg/kg	0.0012	ND
Tetrachloroethene	1.08	mg/kg	0.0025	ND
Toluene	1.08	mg/kg	0.0012	ND
trans-1,2-Dichloroethene	1.08	mg/kg	0.0025	ND
trans-1,3-Dichloropropene	1.08	mg/kg	0.0025	ND
Trichloroethene	1.08	mg/kg	0.0025	ND
Trichlorofluoromethane	1.08	mg/kg	0.0025	ND
Vinyl chloride	1.08	mg/kg	0.0025	ND
Xylenes (Total)	1.08	mg/kg	0.0012	ND

Sample ID: SB-8B
Lab#: AC98694-003
Matrix: Soil/Encore

Collection Date: 6/27/2017
Receipt Date: 6/27/2017

% Solids SM2540G

Analyte	DF	Units	RL	Result
% Solids	1	percent		85

PAH Compounds 8270

Analyte	DF	Units	RL	Result
2-Methylnaphthalene	1	mg/kg	0.039	ND
Acenaphthene	1	mg/kg	0.039	ND
Acenaphthylene	1	mg/kg	0.039	ND
Anthracene	1	mg/kg	0.039	ND
Benzo[a]anthracene	1	mg/kg	0.039	ND
Benzo[a]pyrene	1	mg/kg	0.039	ND
Benzo[b]fluoranthene	1	mg/kg	0.039	ND
Benzo[g,h,i]perylene	1	mg/kg	0.039	ND
Benzo[k]fluoranthene	1	mg/kg	0.039	ND
Chrysene	1	mg/kg	0.039	ND
Dibenzo[a,h]anthracene	1	mg/kg	0.039	ND
Fluoranthene	1	mg/kg	0.039	ND
Fluorene	1	mg/kg	0.039	ND
Indeno[1,2,3-cd]pyrene	1	mg/kg	0.039	ND
Naphthalene	1	mg/kg	0.0098	ND
Phenanthrene	1	mg/kg	0.039	ND
Pyrene	1	mg/kg	0.039	ND

PCB 8082

Analyte	DF	Units	RL	Result
Aroclor (Total)	1	mg/kg	0.029	ND
Aroclor-1016	1	mg/kg	0.029	ND
Aroclor-1221	1	mg/kg	0.029	ND
Aroclor-1232	1	mg/kg	0.029	ND
Aroclor-1242	1	mg/kg	0.029	ND
Aroclor-1248	1	mg/kg	0.029	ND
Aroclor-1254	1	mg/kg	0.029	ND
Aroclor-1260	1	mg/kg	0.029	ND
Aroclor-1262	1	mg/kg	0.029	ND
Aroclor-1268	1	mg/kg	0.029	ND

Volatile Organics (no search) 8260

Analyte	DF	Units	RL	Result
1,1,1-Trichloroethane	0.865	mg/kg	0.0020	ND
1,1,2,2-Tetrachloroethane	0.865	mg/kg	0.0020	ND
1,1,2-Trichloro-1,2,2-trifluoroethane	0.865	mg/kg	0.0020	ND
1,1,2-Trichloroethane	0.865	mg/kg	0.0020	ND
1,1-Dichloroethane	0.865	mg/kg	0.0020	ND
1,1-Dichloroethene	0.865	mg/kg	0.0020	ND
1,2,3-Trichlorobenzene	0.865	mg/kg	0.0020	ND
1,2,4-Trichlorobenzene	0.865	mg/kg	0.0020	ND
1,2,4-Trimethylbenzene	0.865	mg/kg	0.0010	ND
1,2-Dibromo-3-chloropropane	0.865	mg/kg	0.0020	ND
1,2-Dibromoethane	0.865	mg/kg	0.0010	ND
1,2-Dichlorobenzene	0.865	mg/kg	0.0020	ND
1,2-Dichloroethane	0.865	mg/kg	0.0020	ND
1,2-Dichloropropane	0.865	mg/kg	0.0020	ND
1,3,5-Trimethylbenzene	0.865	mg/kg	0.0010	ND
1,3-Dichlorobenzene	0.865	mg/kg	0.0020	ND
1,4-Dichlorobenzene	0.865	mg/kg	0.0020	ND
1,4-Dioxane	0.865	mg/kg	0.10	ND

Sample ID: SB-8B
Lab#: AC98694-003
Matrix: Soil/Encore

Collection Date: 6/27/2017
Receipt Date: 6/27/2017

2-Butanone	0.865	mg/kg	0.0020	ND
2-Hexanone	0.865	mg/kg	0.0020	ND
4-Isopropyltoluene	0.865	mg/kg	0.0010	ND
4-Methyl-2-pentanone	0.865	mg/kg	0.0020	ND
Acetone	0.865	mg/kg	0.010	ND
Benzene	0.865	mg/kg	0.0010	ND
Bromochloromethane	0.865	mg/kg	0.0020	ND
Bromodichloromethane	0.865	mg/kg	0.0020	ND
Bromoform	0.865	mg/kg	0.0020	ND
Bromomethane	0.865	mg/kg	0.0020	ND
Carbon disulfide	0.865	mg/kg	0.0020	ND
Carbon tetrachloride	0.865	mg/kg	0.0020	ND
Chlorobenzene	0.865	mg/kg	0.0020	ND
Chloroethane	0.865	mg/kg	0.0020	ND
Chloroform	0.865	mg/kg	0.0020	ND
Chloromethane	0.865	mg/kg	0.0020	ND
cis-1,2-Dichloroethene	0.865	mg/kg	0.0020	ND
cis-1,3-Dichloropropene	0.865	mg/kg	0.0020	ND
Cyclohexane	0.865	mg/kg	0.0020	ND
Dibromochloromethane	0.865	mg/kg	0.0020	ND
Dichlorodifluoromethane	0.865	mg/kg	0.0020	ND
Ethylbenzene	0.865	mg/kg	0.0010	ND
Isopropylbenzene	0.865	mg/kg	0.0010	ND
m&p-Xylenes	0.865	mg/kg	0.0010	ND
Methyl Acetate	0.865	mg/kg	0.0020	ND
Methylcyclohexane	0.865	mg/kg	0.0020	ND
Methylene chloride	0.865	mg/kg	0.0020	ND
Methyl-t-butyl ether	0.865	mg/kg	0.0010	ND
n-Butylbenzene	0.865	mg/kg	0.0010	ND
n-Propylbenzene	0.865	mg/kg	0.0010	ND
o-Xylene	0.865	mg/kg	0.0010	ND
sec-Butylbenzene	0.865	mg/kg	0.0010	ND
Styrene	0.865	mg/kg	0.0020	ND
t-Butylbenzene	0.865	mg/kg	0.0010	ND
Tetrachloroethene	0.865	mg/kg	0.0020	ND
Toluene	0.865	mg/kg	0.0010	ND
trans-1,2-Dichloroethene	0.865	mg/kg	0.0020	ND
trans-1,3-Dichloropropene	0.865	mg/kg	0.0020	ND
Trichloroethene	0.865	mg/kg	0.0020	ND
Trichlorofluoromethane	0.865	mg/kg	0.0020	ND
Vinyl chloride	0.865	mg/kg	0.0020	ND
Xylenes (Total)	0.865	mg/kg	0.0010	ND

Sample ID: SB-15
Lab#: AC98694-004
Matrix: Soil/Encore

Collection Date: 6/27/2017
Receipt Date: 6/27/2017

% Solids SM2540G

Analyte	DF	Units	RL	Result
% Solids	1	percent		86

PAH Compounds 8270

Analyte	DF	Units	RL	Result
2-Methylnaphthalene	1	mg/kg	0.039	ND
Acenaphthene	**1**	**mg/kg**	**0.039**	**0.075**
Acenaphthylene	**1**	**mg/kg**	**0.039**	**0.069**
Anthracene	**1**	**mg/kg**	**0.039**	**0.14**
Benzo[a]anthracene	**1**	**mg/kg**	**0.039**	**0.61**
Benzo[a]pyrene	**1**	**mg/kg**	**0.039**	**0.60**
Benzo[b]fluoranthene	**1**	**mg/kg**	**0.039**	**0.90**
Benzo[g,h,i]perylene	**1**	**mg/kg**	**0.039**	**0.42**
Benzo[k]fluoranthene	**1**	**mg/kg**	**0.039**	**0.28**
Chrysene	**1**	**mg/kg**	**0.039**	**0.71**
Dibenzo[a,h]anthracene	**1**	**mg/kg**	**0.039**	**0.15**
Fluoranthene	**1**	**mg/kg**	**0.039**	**1.2**
Fluorene	**1**	**mg/kg**	**0.039**	**0.059**
Indeno[1,2,3-cd]pyrene	**1**	**mg/kg**	**0.039**	**0.39**
Naphthalene	**1**	**mg/kg**	**0.0097**	**0.023**
Phenanthrene	**1**	**mg/kg**	**0.039**	**0.73**
Pyrene	**1**	**mg/kg**	**0.039**	**1.3**

PCB 8082

Analyte	DF	Units	RL	Result
Aroclor (Total)	**1**	**mg/kg**	**0.029**	**0.040**
Aroclor-1016	1	mg/kg	0.029	ND
Aroclor-1221	1	mg/kg	0.029	ND
Aroclor-1232	1	mg/kg	0.029	ND
Aroclor-1242	1	mg/kg	0.029	ND
Aroclor-1248	1	mg/kg	0.029	ND
Aroclor-1254	1	mg/kg	0.029	ND
Aroclor-1260	1	mg/kg	0.029	ND
Aroclor-1262	**1**	**mg/kg**	**0.029**	**0.040**
Aroclor-1268	1	mg/kg	0.029	ND

Volatile Organics (no search) 8260

Analyte	DF	Units	RL	Result
1,1,1-Trichloroethane	1.22	mg/kg	0.0028	ND
1,1,2,2-Tetrachloroethane	1.22	mg/kg	0.0028	ND
1,1,2-Trichloro-1,2,2-trifluoroethane	1.22	mg/kg	0.0028	ND
1,1,2-Trichloroethane	1.22	mg/kg	0.0028	ND
1,1-Dichloroethane	1.22	mg/kg	0.0028	ND
1,1-Dichloroethene	1.22	mg/kg	0.0028	ND
1,2,3-Trichlorobenzene	1.22	mg/kg	0.0028	ND
1,2,4-Trichlorobenzene	1.22	mg/kg	0.0028	ND
1,2,4-Trimethylbenzene	1.22	mg/kg	0.0014	ND
1,2-Dibromo-3-chloropropane	1.22	mg/kg	0.0028	ND
1,2-Dibromoethane	1.22	mg/kg	0.0014	ND
1,2-Dichlorobenzene	1.22	mg/kg	0.0028	ND
1,2-Dichloroethane	1.22	mg/kg	0.0028	ND
1,2-Dichloropropane	1.22	mg/kg	0.0028	ND
1,3,5-Trimethylbenzene	1.22	mg/kg	0.0014	ND
1,3-Dichlorobenzene	1.22	mg/kg	0.0028	ND
1,4-Dichlorobenzene	1.22	mg/kg	0.0028	ND
1,4-Dioxane	1.22	mg/kg	0.14	ND

Sample ID: SB-15
Lab#: AC98694-004
Matrix: Soil/Encore

Collection Date: 6/27/2017
Receipt Date: 6/27/2017

2-Butanone	1.22	mg/kg	0.0028	ND
2-Hexanone	1.22	mg/kg	0.0028	ND
4-Isopropyltoluene	1.22	mg/kg	0.0014	ND
4-Methyl-2-pentanone	1.22	mg/kg	0.0028	ND
Acetone	1.22	mg/kg	0.014	ND
Benzene	1.22	mg/kg	0.0014	ND
Bromochloromethane	1.22	mg/kg	0.0028	ND
Bromodichloromethane	1.22	mg/kg	0.0028	ND
Bromoform	1.22	mg/kg	0.0028	ND
Bromomethane	1.22	mg/kg	0.0028	ND
Carbon disulfide	1.22	mg/kg	0.0028	ND
Carbon tetrachloride	1.22	mg/kg	0.0028	ND
Chlorobenzene	1.22	mg/kg	0.0028	ND
Chloroethane	1.22	mg/kg	0.0028	ND
Chloroform	1.22	mg/kg	0.0028	ND
Chloromethane	1.22	mg/kg	0.0028	ND
cis-1,2-Dichloroethene	1.22	mg/kg	0.0028	ND
cis-1,3-Dichloropropene	1.22	mg/kg	0.0028	ND
Cyclohexane	1.22	mg/kg	0.0028	ND
Dibromochloromethane	1.22	mg/kg	0.0028	ND
Dichlorodifluoromethane	1.22	mg/kg	0.0028	ND
Ethylbenzene	1.22	mg/kg	0.0014	ND
Isopropylbenzene	1.22	mg/kg	0.0014	ND
m&p-Xylenes	1.22	mg/kg	0.0014	ND
Methyl Acetate	1.22	mg/kg	0.0028	ND
Methylcyclohexane	1.22	mg/kg	0.0028	ND
Methylene chloride	1.22	mg/kg	0.0028	ND
Methyl-t-butyl ether	1.22	mg/kg	0.0014	ND
n-Butylbenzene	1.22	mg/kg	0.0014	ND
n-Propylbenzene	1.22	mg/kg	0.0014	ND
o-Xylene	1.22	mg/kg	0.0014	ND
sec-Butylbenzene	1.22	mg/kg	0.0014	ND
Styrene	1.22	mg/kg	0.0028	ND
t-Butylbenzene	1.22	mg/kg	0.0014	ND
Tetrachloroethene	**1.22**	**mg/kg**	**0.0028**	**0.0028**
Toluene	1.22	mg/kg	0.0014	ND
trans-1,2-Dichloroethene	1.22	mg/kg	0.0028	ND
trans-1,3-Dichloropropene	1.22	mg/kg	0.0028	ND
Trichloroethene	1.22	mg/kg	0.0028	ND
Trichlorofluoromethane	1.22	mg/kg	0.0028	ND
Vinyl chloride	1.22	mg/kg	0.0028	ND
Xylenes (Total)	1.22	mg/kg	0.0014	ND

Sample ID: SB-9A
Lab#: AC98694-005
Matrix: Soil/Encore

Collection Date: 6/27/2017
Receipt Date: 6/27/2017

% Solids SM2540G

Analyte	DF	Units	RL	Result
% Solids	1	percent		85

PAH Compounds 8270

Analyte	DF	Units	RL	Result
2-Methylnaphthalene	1	mg/kg	0.039	ND
Acenaphthene	1	mg/kg	0.039	ND
Acenaphthylene	**1**	**mg/kg**	**0.039**	**0.060**
Anthracene	**1**	**mg/kg**	**0.039**	**0.22**
Benzo[a]anthracene	**1**	**mg/kg**	**0.039**	**1.3**
Benzo[a]pyrene	**1**	**mg/kg**	**0.039**	**1.2**
Benzo[b]fluoranthene	**1**	**mg/kg**	**0.039**	**1.7**
Benzo[g,h,i]perylene	**1**	**mg/kg**	**0.039**	**0.75**
Benzo[k]fluoranthene	**1**	**mg/kg**	**0.039**	**0.43**
Chrysene	**1**	**mg/kg**	**0.039**	**1.2**
Dibenzo[a,h]anthracene	**1**	**mg/kg**	**0.039**	**0.27**
Fluoranthene	**1**	**mg/kg**	**0.039**	**2.6**
Fluorene	1	mg/kg	0.039	ND
Indeno[1,2,3-cd]pyrene	**1**	**mg/kg**	**0.039**	**0.74**
Naphthalene	1	mg/kg	0.0098	ND
Phenanthrene	**1**	**mg/kg**	**0.039**	**0.93**
Pyrene	**1**	**mg/kg**	**0.039**	**2.6**

PCB 8082

Analyte	DF	Units	RL	Result
Aroclor (Total)	1	mg/kg	0.029	ND
Aroclor-1016	1	mg/kg	0.029	ND
Aroclor-1221	1	mg/kg	0.029	ND
Aroclor-1232	1	mg/kg	0.029	ND
Aroclor-1242	1	mg/kg	0.029	ND
Aroclor-1248	1	mg/kg	0.029	ND
Aroclor-1254	1	mg/kg	0.029	ND
Aroclor-1260	1	mg/kg	0.029	ND
Aroclor-1262	1	mg/kg	0.029	ND
Aroclor-1268	1	mg/kg	0.029	ND

Volatile Organics (no search) 8260

Analyte	DF	Units	RL	Result
1,1,1-Trichloroethane	1.07	mg/kg	0.0025	ND
1,1,2,2-Tetrachloroethane	1.07	mg/kg	0.0025	ND
1,1,2-Trichloro-1,2,2-trifluoroethane	1.07	mg/kg	0.0025	ND
1,1,2-Trichloroethane	1.07	mg/kg	0.0025	ND
1,1-Dichloroethane	1.07	mg/kg	0.0025	ND
1,1-Dichloroethene	1.07	mg/kg	0.0025	ND
1,2,3-Trichlorobenzene	1.07	mg/kg	0.0025	ND
1,2,4-Trichlorobenzene	1.07	mg/kg	0.0025	ND
1,2,4-Trimethylbenzene	1.07	mg/kg	0.0013	ND
1,2-Dibromo-3-chloropropane	1.07	mg/kg	0.0025	ND
1,2-Dibromoethane	1.07	mg/kg	0.0013	ND
1,2-Dichlorobenzene	1.07	mg/kg	0.0025	ND
1,2-Dichloroethane	1.07	mg/kg	0.0025	ND
1,2-Dichloropropane	1.07	mg/kg	0.0025	ND
1,3,5-Trimethylbenzene	1.07	mg/kg	0.0013	ND
1,3-Dichlorobenzene	1.07	mg/kg	0.0025	ND
1,4-Dichlorobenzene	1.07	mg/kg	0.0025	ND
1,4-Dioxane	1.07	mg/kg	0.13	ND

Sample ID: SB-9A
Lab#: AC98694-005
Matrix: Soil/Encore

Collection Date: 6/27/2017
Receipt Date: 6/27/2017

2-Butanone	1.07	mg/kg	0.0025	ND
2-Hexanone	1.07	mg/kg	0.0025	ND
4-Isopropyltoluene	1.07	mg/kg	0.0013	ND
4-Methyl-2-pentanone	1.07	mg/kg	0.0025	ND
Acetone	1.07	mg/kg	0.013	ND
Benzene	1.07	mg/kg	0.0013	ND
Bromochloromethane	1.07	mg/kg	0.0025	ND
Bromodichloromethane	1.07	mg/kg	0.0025	ND
Bromoform	1.07	mg/kg	0.0025	ND
Bromomethane	1.07	mg/kg	0.0025	ND
Carbon disulfide	1.07	mg/kg	0.0025	ND
Carbon tetrachloride	1.07	mg/kg	0.0025	ND
Chlorobenzene	1.07	mg/kg	0.0025	ND
Chloroethane	1.07	mg/kg	0.0025	ND
Chloroform	1.07	mg/kg	0.0025	ND
Chloromethane	1.07	mg/kg	0.0025	ND
cis-1,2-Dichloroethene	1.07	mg/kg	0.0025	ND
cis-1,3-Dichloropropene	1.07	mg/kg	0.0025	ND
Cyclohexane	1.07	mg/kg	0.0025	ND
Dibromochloromethane	1.07	mg/kg	0.0025	ND
Dichlorodifluoromethane	1.07	mg/kg	0.0025	ND
Ethylbenzene	1.07	mg/kg	0.0013	ND
Isopropylbenzene	1.07	mg/kg	0.0013	ND
m&p-Xylenes	1.07	mg/kg	0.0013	ND
Methyl Acetate	1.07	mg/kg	0.0025	ND
Methylcyclohexane	1.07	mg/kg	0.0025	ND
Methylene chloride	1.07	mg/kg	0.0025	ND
Methyl-t-butyl ether	1.07	mg/kg	0.0013	ND
n-Butylbenzene	1.07	mg/kg	0.0013	ND
n-Propylbenzene	1.07	mg/kg	0.0013	ND
o-Xylene	1.07	mg/kg	0.0013	ND
sec-Butylbenzene	1.07	mg/kg	0.0013	ND
Styrene	1.07	mg/kg	0.0025	ND
t-Butylbenzene	1.07	mg/kg	0.0013	ND
Tetrachloroethene	1.07	mg/kg	0.0025	ND
Toluene	1.07	mg/kg	0.0013	ND
trans-1,2-Dichloroethene	1.07	mg/kg	0.0025	ND
trans-1,3-Dichloropropene	1.07	mg/kg	0.0025	ND
Trichloroethene	1.07	mg/kg	0.0025	ND
Trichlorofluoromethane	1.07	mg/kg	0.0025	ND
Vinyl chloride	1.07	mg/kg	0.0025	ND
Xylenes (Total)	1.07	mg/kg	0.0013	ND

Sample ID: SB-9B
Lab#: AC98694-006
Matrix: Soil/Encore

Collection Date: 6/27/2017
Receipt Date: 6/27/2017

% Solids SM2540G

Analyte	DF	Units	RL	Result
% Solids	1	percent		86

PAH Compounds 8270

Analyte	DF	Units	RL	Result
2-Methylnaphthalene	1	mg/kg	0.039	ND
Acenaphthene	1	mg/kg	0.039	ND
Acenaphthylene	1	mg/kg	0.039	ND
Anthracene	1	mg/kg	0.039	ND
Benzo[a]anthracene	1	mg/kg	0.039	ND
Benzo[a]pyrene	1	mg/kg	0.039	ND
Benzo[b]fluoranthene	1	mg/kg	0.039	ND
Benzo[g,h,i]perylene	1	mg/kg	0.039	ND
Benzo[k]fluoranthene	1	mg/kg	0.039	ND
Chrysene	1	mg/kg	0.039	ND
Dibenzo[a,h]anthracene	1	mg/kg	0.039	ND
Fluoranthene	1	mg/kg	0.039	ND
Fluorene	1	mg/kg	0.039	ND
Indeno[1,2,3-cd]pyrene	1	mg/kg	0.039	ND
Naphthalene	1	mg/kg	0.0097	ND
Phenanthrene	1	mg/kg	0.039	ND
Pyrene	1	mg/kg	0.039	ND

PCB 8082

Analyte	DF	Units	RL	Result
Aroclor (Total)	1	mg/kg	0.029	ND
Aroclor-1016	1	mg/kg	0.029	ND
Aroclor-1221	1	mg/kg	0.029	ND
Aroclor-1232	1	mg/kg	0.029	ND
Aroclor-1242	1	mg/kg	0.029	ND
Aroclor-1248	1	mg/kg	0.029	ND
Aroclor-1254	1	mg/kg	0.029	ND
Aroclor-1260	1	mg/kg	0.029	ND
Aroclor-1262	1	mg/kg	0.029	ND
Aroclor-1268	1	mg/kg	0.029	ND

Volatile Organics (no search) 8260

Analyte	DF	Units	RL	Result
1,1,1-Trichloroethane	0.904	mg/kg	0.0021	ND
1,1,2,2-Tetrachloroethane	0.904	mg/kg	0.0021	ND
1,1,2-Trichloro-1,2,2-trifluoroethane	0.904	mg/kg	0.0021	ND
1,1,2-Trichloroethane	0.904	mg/kg	0.0021	ND
1,1-Dichloroethane	0.904	mg/kg	0.0021	ND
1,1-Dichloroethene	0.904	mg/kg	0.0021	ND
1,2,3-Trichlorobenzene	0.904	mg/kg	0.0021	ND
1,2,4-Trichlorobenzene	0.904	mg/kg	0.0021	ND
1,2,4-Trimethylbenzene	0.904	mg/kg	0.0011	ND
1,2-Dibromo-3-chloropropane	0.904	mg/kg	0.0021	ND
1,2-Dibromoethane	0.904	mg/kg	0.0011	ND
1,2-Dichlorobenzene	0.904	mg/kg	0.0021	ND
1,2-Dichloroethane	0.904	mg/kg	0.0021	ND
1,2-Dichloropropane	0.904	mg/kg	0.0021	ND
1,3,5-Trimethylbenzene	0.904	mg/kg	0.0011	ND
1,3-Dichlorobenzene	0.904	mg/kg	0.0021	ND
1,4-Dichlorobenzene	0.904	mg/kg	0.0021	ND
1,4-Dioxane	0.904	mg/kg	0.11	ND

Sample ID: SB-9B
Lab#: AC98694-006
Matrix: Soil/Encore

Collection Date: 6/27/2017
Receipt Date: 6/27/2017

2-Butanone	0.904	mg/kg	0.0021	ND
2-Hexanone	0.904	mg/kg	0.0021	ND
4-Isopropyltoluene	0.904	mg/kg	0.0011	ND
4-Methyl-2-pentanone	0.904	mg/kg	0.0021	ND
Acetone	0.904	mg/kg	0.011	ND
Benzene	0.904	mg/kg	0.0011	ND
Bromochloromethane	0.904	mg/kg	0.0021	ND
Bromodichloromethane	0.904	mg/kg	0.0021	ND
Bromoform	0.904	mg/kg	0.0021	ND
Bromomethane	0.904	mg/kg	0.0021	ND
Carbon disulfide	0.904	mg/kg	0.0021	ND
Carbon tetrachloride	0.904	mg/kg	0.0021	ND
Chlorobenzene	0.904	mg/kg	0.0021	ND
Chloroethane	0.904	mg/kg	0.0021	ND
Chloroform	0.904	mg/kg	0.0021	ND
Chloromethane	0.904	mg/kg	0.0021	ND
cis-1,2-Dichloroethene	0.904	mg/kg	0.0021	ND
cis-1,3-Dichloropropene	0.904	mg/kg	0.0021	ND
Cyclohexane	0.904	mg/kg	0.0021	ND
Dibromochloromethane	0.904	mg/kg	0.0021	ND
Dichlorodifluoromethane	0.904	mg/kg	0.0021	ND
Ethylbenzene	0.904	mg/kg	0.0011	ND
Isopropylbenzene	0.904	mg/kg	0.0011	ND
m&p-Xylenes	0.904	mg/kg	0.0011	ND
Methyl Acetate	0.904	mg/kg	0.0021	ND
Methylcyclohexane	0.904	mg/kg	0.0021	ND
Methylene chloride	0.904	mg/kg	0.0021	ND
Methyl-t-butyl ether	0.904	mg/kg	0.0011	ND
n-Butylbenzene	0.904	mg/kg	0.0011	ND
n-Propylbenzene	0.904	mg/kg	0.0011	ND
o-Xylene	0.904	mg/kg	0.0011	ND
sec-Butylbenzene	0.904	mg/kg	0.0011	ND
Styrene	0.904	mg/kg	0.0021	ND
t-Butylbenzene	0.904	mg/kg	0.0011	ND
Tetrachloroethene	0.904	mg/kg	0.0021	ND
Toluene	0.904	mg/kg	0.0011	ND
trans-1,2-Dichloroethene	0.904	mg/kg	0.0021	ND
trans-1,3-Dichloropropene	0.904	mg/kg	0.0021	ND
Trichloroethene	0.904	mg/kg	0.0021	ND
Trichlorofluoromethane	0.904	mg/kg	0.0021	ND
Vinyl chloride	0.904	mg/kg	0.0021	ND
Xylenes (Total)	0.904	mg/kg	0.0011	ND

Sample ID: SB-16
Lab#: AC98694-007
Matrix: Soil/Encore

Collection Date: 6/27/2017
Receipt Date: 6/27/2017

% Solids SM2540G

Analyte	DF	Units	RL	Result
% Solids	1	percent		88

PAH Compounds 8270

Analyte	DF	Units	RL	Result
2-Methylnaphthalene	1	mg/kg	0.038	ND
Acenaphthene	1	mg/kg	0.038	ND
Acenaphthylene	1	mg/kg	0.038	ND
Anthracene	1	mg/kg	0.038	ND
Benzo[a]anthracene	**1**	**mg/kg**	**0.038**	**0.038**
Benzo[a]pyrene	1	mg/kg	0.038	ND
Benzo[b]fluoranthene	**1**	**mg/kg**	**0.038**	**0.048**
Benzo[g,h,i]perylene	1	mg/kg	0.038	ND
Benzo[k]fluoranthene	1	mg/kg	0.038	ND
Chrysene	1	mg/kg	0.038	ND
Dibenzo[a,h]anthracene	1	mg/kg	0.038	ND
Fluoranthene	**1**	**mg/kg**	**0.038**	**0.065**
Fluorene	1	mg/kg	0.038	ND
Indeno[1,2,3-cd]pyrene	1	mg/kg	0.038	ND
Naphthalene	1	mg/kg	0.0095	ND
Phenanthrene	1	mg/kg	0.038	ND
Pyrene	**1**	**mg/kg**	**0.038**	**0.065**

PCB 8082

Analyte	DF	Units	RL	Result
Aroclor (Total)	1	mg/kg	0.028	ND
Aroclor-1016	1	mg/kg	0.028	ND
Aroclor-1221	1	mg/kg	0.028	ND
Aroclor-1232	1	mg/kg	0.028	ND
Aroclor-1242	1	mg/kg	0.028	ND
Aroclor-1248	1	mg/kg	0.028	ND
Aroclor-1254	1	mg/kg	0.028	ND
Aroclor-1260	1	mg/kg	0.028	ND
Aroclor-1262	1	mg/kg	0.028	ND
Aroclor-1268	1	mg/kg	0.028	ND

Volatile Organics (no search) 8260

Analyte	DF	Units	RL	Result
1,1,1-Trichloroethane	0.958	mg/kg	0.0022	ND
1,1,2,2-Tetrachloroethane	0.958	mg/kg	0.0022	ND
1,1,2-Trichloro-1,2,2-trifluoroethane	0.958	mg/kg	0.0022	ND
1,1,2-Trichloroethane	0.958	mg/kg	0.0022	ND
1,1-Dichloroethane	0.958	mg/kg	0.0022	ND
1,1-Dichloroethene	0.958	mg/kg	0.0022	ND
1,2,3-Trichlorobenzene	0.958	mg/kg	0.0022	ND
1,2,4-Trichlorobenzene	0.958	mg/kg	0.0022	ND
1,2,4-Trimethylbenzene	0.958	mg/kg	0.0011	ND
1,2-Dibromo-3-chloropropane	0.958	mg/kg	0.0022	ND
1,2-Dibromoethane	0.958	mg/kg	0.0011	ND
1,2-Dichlorobenzene	0.958	mg/kg	0.0022	ND
1,2-Dichloroethane	0.958	mg/kg	0.0022	ND
1,2-Dichloropropane	0.958	mg/kg	0.0022	ND
1,3,5-Trimethylbenzene	0.958	mg/kg	0.0011	ND
1,3-Dichlorobenzene	0.958	mg/kg	0.0022	ND
1,4-Dichlorobenzene	0.958	mg/kg	0.0022	ND
1,4-Dioxane	0.958	mg/kg	0.11	ND

Sample ID: SB-16
Lab#: AC98694-007
Matrix: Soil/Encore

Collection Date: 6/27/2017
Receipt Date: 6/27/2017

2-Butanone	0.958	mg/kg	0.0022	ND
2-Hexanone	0.958	mg/kg	0.0022	ND
4-Isopropyltoluene	0.958	mg/kg	0.0011	ND
4-Methyl-2-pentanone	0.958	mg/kg	0.0022	ND
Acetone	0.958	mg/kg	0.011	ND
Benzene	0.958	mg/kg	0.0011	ND
Bromochloromethane	0.958	mg/kg	0.0022	ND
Bromodichloromethane	0.958	mg/kg	0.0022	ND
Bromoform	0.958	mg/kg	0.0022	ND
Bromomethane	0.958	mg/kg	0.0022	ND
Carbon disulfide	0.958	mg/kg	0.0022	ND
Carbon tetrachloride	0.958	mg/kg	0.0022	ND
Chlorobenzene	0.958	mg/kg	0.0022	ND
Chloroethane	0.958	mg/kg	0.0022	ND
Chloroform	0.958	mg/kg	0.0022	ND
Chloromethane	0.958	mg/kg	0.0022	ND
cis-1,2-Dichloroethene	0.958	mg/kg	0.0022	ND
cis-1,3-Dichloropropene	0.958	mg/kg	0.0022	ND
Cyclohexane	0.958	mg/kg	0.0022	ND
Dibromochloromethane	0.958	mg/kg	0.0022	ND
Dichlorodifluoromethane	0.958	mg/kg	0.0022	ND
Ethylbenzene	0.958	mg/kg	0.0011	ND
Isopropylbenzene	0.958	mg/kg	0.0011	ND
m&p-Xylenes	0.958	mg/kg	0.0011	ND
Methyl Acetate	0.958	mg/kg	0.0022	ND
Methylcyclohexane	0.958	mg/kg	0.0022	ND
Methylene chloride	0.958	mg/kg	0.0022	ND
Methyl-t-butyl ether	0.958	mg/kg	0.0011	ND
n-Butylbenzene	0.958	mg/kg	0.0011	ND
n-Propylbenzene	0.958	mg/kg	0.0011	ND
o-Xylene	0.958	mg/kg	0.0011	ND
sec-Butylbenzene	0.958	mg/kg	0.0011	ND
Styrene	0.958	mg/kg	0.0022	ND
t-Butylbenzene	0.958	mg/kg	0.0011	ND
Tetrachloroethene	0.958	mg/kg	0.0022	ND
Toluene	0.958	mg/kg	0.0011	ND
trans-1,2-Dichloroethene	0.958	mg/kg	0.0022	ND
trans-1,3-Dichloropropene	0.958	mg/kg	0.0022	ND
Trichloroethene	0.958	mg/kg	0.0022	ND
Trichlorofluoromethane	0.958	mg/kg	0.0022	ND
Vinyl chloride	0.958	mg/kg	0.0022	ND
Xylenes (Total)	0.958	mg/kg	0.0011	ND

Sample ID: SB-10
Lab#: AC98694-008
Matrix: Soil/Encore

Collection Date: 6/27/2017
Receipt Date: 6/27/2017

% Solids SM2540G

Analyte	DF	Units	RL	Result
% Solids	1	percent		86

PAH Compounds 8270

Analyte	DF	Units	RL	Result
2-Methylnaphthalene	1	mg/kg	0.039	ND
Acenaphthene	1	mg/kg	0.039	ND
Acenaphthylene	1	mg/kg	0.039	ND
Anthracene	1	mg/kg	0.039	ND
Benzo[a]anthracene	1	mg/kg	0.039	ND
Benzo[a]pyrene	1	mg/kg	0.039	ND
Benzo[b]fluoranthene	1	mg/kg	0.039	ND
Benzo[g,h,i]perylene	1	mg/kg	0.039	ND
Benzo[k]fluoranthene	1	mg/kg	0.039	ND
Chrysene	1	mg/kg	0.039	ND
Dibenzo[a,h]anthracene	1	mg/kg	0.039	ND
Fluoranthene	1	mg/kg	0.039	ND
Fluorene	1	mg/kg	0.039	ND
Indeno[1,2,3-cd]pyrene	1	mg/kg	0.039	ND
Naphthalene	1	mg/kg	0.0097	ND
Phenanthrene	1	mg/kg	0.039	ND
Pyrene	1	mg/kg	0.039	ND

PCB 8082

Analyte	DF	Units	RL	Result
Aroclor (Total)	1	mg/kg	0.029	ND
Aroclor-1016	1	mg/kg	0.029	ND
Aroclor-1221	1	mg/kg	0.029	ND
Aroclor-1232	1	mg/kg	0.029	ND
Aroclor-1242	1	mg/kg	0.029	ND
Aroclor-1248	1	mg/kg	0.029	ND
Aroclor-1254	1	mg/kg	0.029	ND
Aroclor-1260	1	mg/kg	0.029	ND
Aroclor-1262	1	mg/kg	0.029	ND
Aroclor-1268	1	mg/kg	0.029	ND

Volatile Organics (no search) 8260

Analyte	DF	Units	RL	Result
1,1,1-Trichloroethane	0.986	mg/kg	0.0023	ND
1,1,2,2-Tetrachloroethane	0.986	mg/kg	0.0023	ND
1,1,2-Trichloro-1,2,2-trifluoroethane	0.986	mg/kg	0.0023	ND
1,1,2-Trichloroethane	0.986	mg/kg	0.0023	ND
1,1-Dichloroethane	0.986	mg/kg	0.0023	ND
1,1-Dichloroethene	0.986	mg/kg	0.0023	ND
1,2,3-Trichlorobenzene	0.986	mg/kg	0.0023	ND
1,2,4-Trichlorobenzene	0.986	mg/kg	0.0023	ND
1,2,4-Trimethylbenzene	0.986	mg/kg	0.0011	ND
1,2-Dibromo-3-chloropropane	0.986	mg/kg	0.0023	ND
1,2-Dibromoethane	0.986	mg/kg	0.0011	ND
1,2-Dichlorobenzene	0.986	mg/kg	0.0023	ND
1,2-Dichloroethane	0.986	mg/kg	0.0023	ND
1,2-Dichloropropane	0.986	mg/kg	0.0023	ND
1,3,5-Trimethylbenzene	0.986	mg/kg	0.0011	ND
1,3-Dichlorobenzene	0.986	mg/kg	0.0023	ND
1,4-Dichlorobenzene	0.986	mg/kg	0.0023	ND
1,4-Dioxane	0.986	mg/kg	0.11	ND

Sample ID: SB-10
Lab#: AC98694-008
Matrix: Soil/Encore

Collection Date: 6/27/2017
Receipt Date: 6/27/2017

2-Butanone	0.986	mg/kg	0.0023	ND
2-Hexanone	0.986	mg/kg	0.0023	ND
4-Isopropyltoluene	0.986	mg/kg	0.0011	ND
4-Methyl-2-pentanone	0.986	mg/kg	0.0023	ND
Acetone	0.986	mg/kg	0.011	ND
Benzene	0.986	mg/kg	0.0011	ND
Bromochloromethane	0.986	mg/kg	0.0023	ND
Bromodichloromethane	0.986	mg/kg	0.0023	ND
Bromoform	0.986	mg/kg	0.0023	ND
Bromomethane	0.986	mg/kg	0.0023	ND
Carbon disulfide	0.986	mg/kg	0.0023	ND
Carbon tetrachloride	0.986	mg/kg	0.0023	ND
Chlorobenzene	0.986	mg/kg	0.0023	ND
Chloroethane	0.986	mg/kg	0.0023	ND
Chloroform	0.986	mg/kg	0.0023	ND
Chloromethane	0.986	mg/kg	0.0023	ND
cis-1,2-Dichloroethene	0.986	mg/kg	0.0023	ND
cis-1,3-Dichloropropene	0.986	mg/kg	0.0023	ND
Cyclohexane	0.986	mg/kg	0.0023	ND
Dibromochloromethane	0.986	mg/kg	0.0023	ND
Dichlorodifluoromethane	0.986	mg/kg	0.0023	ND
Ethylbenzene	0.986	mg/kg	0.0011	ND
Isopropylbenzene	0.986	mg/kg	0.0011	ND
m&p-Xylenes	0.986	mg/kg	0.0011	ND
Methyl Acetate	0.986	mg/kg	0.0023	ND
Methylcyclohexane	0.986	mg/kg	0.0023	ND
Methylene chloride	0.986	mg/kg	0.0023	ND
Methyl-t-butyl ether	0.986	mg/kg	0.0011	ND
n-Butylbenzene	0.986	mg/kg	0.0011	ND
n-Propylbenzene	0.986	mg/kg	0.0011	ND
o-Xylene	0.986	mg/kg	0.0011	ND
sec-Butylbenzene	0.986	mg/kg	0.0011	ND
Styrene	0.986	mg/kg	0.0023	ND
t-Butylbenzene	0.986	mg/kg	0.0011	ND
Tetrachloroethene	0.986	mg/kg	0.0023	ND
Toluene	0.986	mg/kg	0.0011	ND
trans-1,2-Dichloroethene	0.986	mg/kg	0.0023	ND
trans-1,3-Dichloropropene	0.986	mg/kg	0.0023	ND
Trichloroethene	0.986	mg/kg	0.0023	ND
Trichlorofluoromethane	0.986	mg/kg	0.0023	ND
Vinyl chloride	0.986	mg/kg	0.0023	ND
Xylenes (Total)	0.986	mg/kg	0.0011	ND

Sample ID: SB-1
Lab#: AC98694-009
Matrix: Soil/Encore

Collection Date: 6/27/2017
Receipt Date: 6/27/2017

% Solids SM2540G

Analyte	DF	Units	RL	Result
% Solids	1	percent		88

Mercury (Soil/Waste) 7471B

Analyte	DF	Units	RL	Result
Mercury	1	mg/kg	0.095	0.80

PCB 8082

Analyte	DF	Units	RL	Result
Aroclor (Total)	1	mg/kg	0.028	0.050
Aroclor-1016	1	mg/kg	0.028	ND
Aroclor-1221	1	mg/kg	0.028	ND
Aroclor-1232	1	mg/kg	0.028	ND
Aroclor-1242	1	mg/kg	0.028	ND
Aroclor-1248	1	mg/kg	0.028	ND
Aroclor-1254	1	mg/kg	0.028	ND
Aroclor-1260	1	mg/kg	0.028	ND
Aroclor-1262	1	mg/kg	0.028	0.050
Aroclor-1268	1	mg/kg	0.028	ND

Semivolatile Organics (no search) 8270

Analyte	DF	Units	RL	Result
1,1'-Biphenyl	1	mg/kg	0.038	ND
1,2,4,5-Tetrachlorobenzene	1	mg/kg	0.038	ND
2,3,4,6-Tetrachlorophenol	1	mg/kg	0.038	ND
2,4,5-Trichlorophenol	1	mg/kg	0.038	ND
2,4,6-Trichlorophenol	1	mg/kg	0.038	ND
2,4-Dichlorophenol	1	mg/kg	0.0095	ND
2,4-Dimethylphenol	1	mg/kg	0.0095	ND
2,4-Dinitrophenol	1	mg/kg	0.19	ND
2,4-Dinitrotoluene	1	mg/kg	0.038	ND
2,6-Dinitrotoluene	1	mg/kg	0.038	ND
2-Chloronaphthalene	1	mg/kg	0.038	ND
2-Chlorophenol	1	mg/kg	0.038	ND
2-Methylnaphthalene	1	mg/kg	0.038	ND
2-Methylphenol	1	mg/kg	0.0095	ND
2-Nitroaniline	1	mg/kg	0.038	ND
2-Nitrophenol	1	mg/kg	0.038	ND
3&4-Methylphenol	1	mg/kg	0.0095	ND
3,3'-Dichlorobenzidine	1	mg/kg	0.038	ND
3-Nitroaniline	1	mg/kg	0.038	ND
4,6-Dinitro-2-methylphenol	1	mg/kg	0.19	ND
4-Bromophenyl-phenylether	1	mg/kg	0.038	ND
4-Chloro-3-methylphenol	1	mg/kg	0.038	ND
4-Chloroaniline	1	mg/kg	0.0095	ND
4-Chlorophenyl-phenylether	1	mg/kg	0.038	ND
4-Nitroaniline	1	mg/kg	0.038	ND
4-Nitrophenol	1	mg/kg	0.038	ND
Acenaphthene	1	mg/kg	0.038	ND
Acenaphthylene	1	mg/kg	0.038	0.051
Acetophenone	1	mg/kg	0.038	ND
Anthracene	1	mg/kg	0.038	0.10
Atrazine	1	mg/kg	0.038	ND
Benzaldehyde	1	mg/kg	0.038	ND
Benzo[a]anthracene	1	mg/kg	0.038	0.60
Benzo[a]pyrene	1	mg/kg	0.038	0.50

Sample ID: SB-1
Lab#: AC98694-009
Matrix: Soil/Encore

Collection Date: 6/27/2017
Receipt Date: 6/27/2017

Benzo[b]fluoranthene	1	mg/kg	0.038	0.73
Benzo[g,h,i]perylene	1	mg/kg	0.038	0.31
Benzo[k]fluoranthene	1	mg/kg	0.038	0.26
bis(2-Chloroethoxy)methane	1	mg/kg	0.038	ND
bis(2-Chloroethyl)ether	1	mg/kg	0.0095	ND
bis(2-Chloroisopropyl)ether	1	mg/kg	0.038	ND
bis(2-Ethylhexyl)phthalate	1	mg/kg	0.038	0.083
Butylbenzylphthalate	1	mg/kg	0.038	ND
Caprolactam	1	mg/kg	0.038	ND
Carbazole	1	mg/kg	0.038	0.058
Chrysene	1	mg/kg	0.038	0.61
Dibenzo[a,h]anthracene	1	mg/kg	0.038	0.12
Dibenzofuran	1	mg/kg	0.0095	0.014
Diethylphthalate	1	mg/kg	0.038	ND
Dimethylphthalate	1	mg/kg	0.038	ND
Di-n-butylphthalate	1	mg/kg	0.0095	0.020
Di-n-octylphthalate	1	mg/kg	0.038	ND
Fluoranthene	1	mg/kg	0.038	1.1
Fluorene	1	mg/kg	0.038	ND
Hexachlorobenzene	1	mg/kg	0.038	ND
Hexachlorobutadiene	1	mg/kg	0.038	ND
Hexachlorocyclopentadiene	1	mg/kg	0.089	ND
Hexachloroethane	1	mg/kg	0.038	ND
Indeno[1,2,3-cd]pyrene	1	mg/kg	0.038	0.30
Isophorone	1	mg/kg	0.038	ND
Naphthalene	1	mg/kg	0.0095	0.014
Nitrobenzene	1	mg/kg	0.038	ND
N-Nitroso-di-n-propylamine	1	mg/kg	0.0095	ND
N-Nitrosodiphenylamine	1	mg/kg	0.038	ND
Pentachlorophenol	1	mg/kg	0.19	ND
Phenanthrene	1	mg/kg	0.038	0.47
Phenol	1	mg/kg	0.038	ND
Pyrene	1	mg/kg	0.038	1.1

TAL Metals 6010

Analyte	DF	Units	RL	Result
Aluminum	1	mg/kg	230	9600
Barium	1	mg/kg	11	360
Calcium	1	mg/kg	1100	24000
Chromium	1	mg/kg	5.7	78
Cobalt	1	mg/kg	2.8	8.2
Copper	1	mg/kg	5.7	69
Iron	1	mg/kg	230	22000
Lead	1	mg/kg	5.7	620
Magnesium	1	mg/kg	570	6200
Manganese	1	mg/kg	11	330
Nickel	1	mg/kg	5.7	25
Potassium	1	mg/kg	570	1200
Sodium	1	mg/kg	280	ND
Vanadium	1	mg/kg	11	42
Zinc	1	mg/kg	11	410

TAL Metals 6020

Analyte	DF	Units	RL	Result
Antimony	1	mg/kg	0.91	ND
Arsenic	1	mg/kg	0.23	5.3
Beryllium	1	mg/kg	0.23	0.33

Sample ID: SB-1
Lab#: AC98694-009
Matrix: Soil/Encore

Collection Date: 6/27/2017
Receipt Date: 6/27/2017

Cadmium	**1**	**mg/kg**	**0.45**	**1.9**
Selenium	1	mg/kg	2.3	ND
Silver	1	mg/kg	0.23	ND
Thallium	1	mg/kg	0.45	ND

Volatile Organics (no search) 8260

Analyte	DF	Units	RL	Result
1,1,1-Trichloroethane	1.08	mg/kg	0.0025	ND
1,1,2,2-Tetrachloroethane	1.08	mg/kg	0.0025	ND
1,1,2-Trichloro-1,2,2-trifluoroethane	1.08	mg/kg	0.0025	ND
1,1,2-Trichloroethane	1.08	mg/kg	0.0025	ND
1,1-Dichloroethane	1.08	mg/kg	0.0025	ND
1,1-Dichloroethene	1.08	mg/kg	0.0025	ND
1,2,3-Trichlorobenzene	1.08	mg/kg	0.0025	ND
1,2,4-Trichlorobenzene	1.08	mg/kg	0.0025	ND
1,2,4-Trimethylbenzene	1.08	mg/kg	0.0012	ND
1,2-Dibromo-3-chloropropane	1.08	mg/kg	0.0025	ND
1,2-Dibromoethane	1.08	mg/kg	0.0012	ND
1,2-Dichlorobenzene	1.08	mg/kg	0.0025	ND
1,2-Dichloroethane	1.08	mg/kg	0.0025	ND
1,2-Dichloropropane	1.08	mg/kg	0.0025	ND
1,3,5-Trimethylbenzene	1.08	mg/kg	0.0012	ND
1,3-Dichlorobenzene	1.08	mg/kg	0.0025	ND
1,4-Dichlorobenzene	1.08	mg/kg	0.0025	ND
1,4-Dioxane	1.08	mg/kg	0.12	ND
2-Butanone	1.08	mg/kg	0.0025	ND
2-Hexanone	1.08	mg/kg	0.0025	ND
4-Isopropyltoluene	1.08	mg/kg	0.0012	ND
4-Methyl-2-pentanone	1.08	mg/kg	0.0025	ND
Acetone	1.08	mg/kg	0.012	ND
Benzene	1.08	mg/kg	0.0012	ND
Bromochloromethane	1.08	mg/kg	0.0025	ND
Bromodichloromethane	1.08	mg/kg	0.0025	ND
Bromoform	1.08	mg/kg	0.0025	ND
Bromomethane	1.08	mg/kg	0.0025	ND
Carbon disulfide	1.08	mg/kg	0.0025	ND
Carbon tetrachloride	1.08	mg/kg	0.0025	ND
Chlorobenzene	1.08	mg/kg	0.0025	ND
Chloroethane	1.08	mg/kg	0.0025	ND
Chloroform	1.08	mg/kg	0.0025	ND
Chloromethane	1.08	mg/kg	0.0025	ND
cis-1,2-Dichloroethene	1.08	mg/kg	0.0025	ND
cis-1,3-Dichloropropene	1.08	mg/kg	0.0025	ND
Cyclohexane	1.08	mg/kg	0.0025	ND
Dibromochloromethane	1.08	mg/kg	0.0025	ND
Dichlorodifluoromethane	1.08	mg/kg	0.0025	ND
Ethylbenzene	1.08	mg/kg	0.0012	ND
Isopropylbenzene	1.08	mg/kg	0.0012	ND
m&p-Xylenes	1.08	mg/kg	0.0012	ND
Methyl Acetate	1.08	mg/kg	0.0025	ND
Methylcyclohexane	1.08	mg/kg	0.0025	ND
Methylene chloride	1.08	mg/kg	0.0025	ND
Methyl-t-butyl ether	1.08	mg/kg	0.0012	ND
n-Butylbenzene	1.08	mg/kg	0.0012	ND
n-Propylbenzene	1.08	mg/kg	0.0012	ND
o-Xylene	1.08	mg/kg	0.0012	ND
sec-Butylbenzene	1.08	mg/kg	0.0012	ND

Sample ID: SB-1
Lab#: AC98694-009
Matrix: Soil/Encore

Collection Date: 6/27/2017
Receipt Date: 6/27/2017

Styrene	1.08	mg/kg	0.0025	ND
t-Butylbenzene	1.08	mg/kg	0.0012	ND
Tetrachloroethene	1.08	mg/kg	0.0025	ND
Toluene	1.08	mg/kg	0.0012	ND
trans-1,2-Dichloroethene	1.08	mg/kg	0.0025	ND
trans-1,3-Dichloropropene	1.08	mg/kg	0.0025	ND
Trichloroethene	1.08	mg/kg	0.0025	ND
Trichlorofluoromethane	1.08	mg/kg	0.0025	ND
Vinyl chloride	1.08	mg/kg	0.0025	ND
Xylenes (Total)	1.08	mg/kg	0.0012	ND

Sample ID: SB-12
Lab#: AC98694-010
Matrix: Soil/Encore

Collection Date: 6/27/2017
Receipt Date: 6/27/2017

% Solids SM2540G

Analyte	DF	Units	RL	Result
% Solids	1	percent		85

PAH Compounds 8270

Analyte	DF	Units	RL	Result
2-Methylnaphthalene	1	mg/kg	0.039	ND
Acenaphthene	1	mg/kg	0.039	ND
Acenaphthylene	1	mg/kg	0.039	ND
Anthracene	1	mg/kg	0.039	ND
Benzo[a]anthracene	1	mg/kg	0.039	ND
Benzo[a]pyrene	1	mg/kg	0.039	ND
Benzo[b]fluoranthene	1	mg/kg	0.039	ND
Benzo[g,h,i]perylene	1	mg/kg	0.039	ND
Benzo[k]fluoranthene	1	mg/kg	0.039	ND
Chrysene	1	mg/kg	0.039	ND
Dibenzo[a,h]anthracene	1	mg/kg	0.039	ND
Fluoranthene	1	mg/kg	0.039	ND
Fluorene	1	mg/kg	0.039	ND
Indeno[1,2,3-cd]pyrene	1	mg/kg	0.039	ND
Naphthalene	1	mg/kg	0.0098	ND
Phenanthrene	1	mg/kg	0.039	ND
Pyrene	1	mg/kg	0.039	ND

PCB 8082

Analyte	DF	Units	RL	Result
Aroclor (Total)	1	mg/kg	0.029	ND
Aroclor-1016	1	mg/kg	0.029	ND
Aroclor-1221	1	mg/kg	0.029	ND
Aroclor-1232	1	mg/kg	0.029	ND
Aroclor-1242	1	mg/kg	0.029	ND
Aroclor-1248	1	mg/kg	0.029	ND
Aroclor-1254	1	mg/kg	0.029	ND
Aroclor-1260	1	mg/kg	0.029	ND
Aroclor-1262	1	mg/kg	0.029	ND
Aroclor-1268	1	mg/kg	0.029	ND

Volatile Organics (no search) 8260

Analyte	DF	Units	RL	Result
1,1,1-Trichloroethane	0.994	mg/kg	0.0023	ND
1,1,2,2-Tetrachloroethane	0.994	mg/kg	0.0023	ND
1,1,2-Trichloro-1,2,2-trifluoroethane	0.994	mg/kg	0.0023	ND
1,1,2-Trichloroethane	0.994	mg/kg	0.0023	ND
1,1-Dichloroethane	0.994	mg/kg	0.0023	ND
1,1-Dichloroethene	0.994	mg/kg	0.0023	ND
1,2,3-Trichlorobenzene	0.994	mg/kg	0.0023	ND
1,2,4-Trichlorobenzene	0.994	mg/kg	0.0023	ND
1,2,4-Trimethylbenzene	0.994	mg/kg	0.0012	ND
1,2-Dibromo-3-chloropropane	0.994	mg/kg	0.0023	ND
1,2-Dibromoethane	0.994	mg/kg	0.0012	ND
1,2-Dichlorobenzene	0.994	mg/kg	0.0023	ND
1,2-Dichloroethane	0.994	mg/kg	0.0023	ND
1,2-Dichloropropane	0.994	mg/kg	0.0023	ND
1,3,5-Trimethylbenzene	0.994	mg/kg	0.0012	ND
1,3-Dichlorobenzene	0.994	mg/kg	0.0023	ND
1,4-Dichlorobenzene	0.994	mg/kg	0.0023	ND
1,4-Dioxane	0.994	mg/kg	0.12	ND

Sample ID: SB-12
Lab#: AC98694-010
Matrix: Soil/Encore

Collection Date: 6/27/2017
Receipt Date: 6/27/2017

2-Butanone	0.994	mg/kg	0.0023	ND
2-Hexanone	0.994	mg/kg	0.0023	ND
4-Isopropyltoluene	0.994	mg/kg	0.0012	ND
4-Methyl-2-pentanone	0.994	mg/kg	0.0023	ND
Acetone	0.994	mg/kg	0.012	ND
Benzene	0.994	mg/kg	0.0012	ND
Bromochloromethane	0.994	mg/kg	0.0023	ND
Bromodichloromethane	0.994	mg/kg	0.0023	ND
Bromoform	0.994	mg/kg	0.0023	ND
Bromomethane	0.994	mg/kg	0.0023	ND
Carbon disulfide	0.994	mg/kg	0.0023	ND
Carbon tetrachloride	0.994	mg/kg	0.0023	ND
Chlorobenzene	0.994	mg/kg	0.0023	ND
Chloroethane	0.994	mg/kg	0.0023	ND
Chloroform	0.994	mg/kg	0.0023	ND
Chloromethane	0.994	mg/kg	0.0023	ND
cis-1,2-Dichloroethene	0.994	mg/kg	0.0023	ND
cis-1,3-Dichloropropene	0.994	mg/kg	0.0023	ND
Cyclohexane	0.994	mg/kg	0.0023	ND
Dibromochloromethane	0.994	mg/kg	0.0023	ND
Dichlorodifluoromethane	0.994	mg/kg	0.0023	ND
Ethylbenzene	0.994	mg/kg	0.0012	ND
Isopropylbenzene	0.994	mg/kg	0.0012	ND
m&p-Xylenes	0.994	mg/kg	0.0012	ND
Methyl Acetate	0.994	mg/kg	0.0023	ND
Methylcyclohexane	0.994	mg/kg	0.0023	ND
Methylene chloride	0.994	mg/kg	0.0023	ND
Methyl-t-butyl ether	0.994	mg/kg	0.0012	ND
n-Butylbenzene	0.994	mg/kg	0.0012	ND
n-Propylbenzene	0.994	mg/kg	0.0012	ND
o-Xylene	0.994	mg/kg	0.0012	ND
sec-Butylbenzene	0.994	mg/kg	0.0012	ND
Styrene	0.994	mg/kg	0.0023	ND
t-Butylbenzene	0.994	mg/kg	0.0012	ND
Tetrachloroethene	0.994	mg/kg	0.0023	ND
Toluene	0.994	mg/kg	0.0012	ND
trans-1,2-Dichloroethene	0.994	mg/kg	0.0023	ND
trans-1,3-Dichloropropene	0.994	mg/kg	0.0023	ND
Trichloroethene	0.994	mg/kg	0.0023	ND
Trichlorofluoromethane	0.994	mg/kg	0.0023	ND
Vinyl chloride	0.994	mg/kg	0.0023	ND
Xylenes (Total)	0.994	mg/kg	0.0012	ND

Sample ID: SB-13A
Lab#: AC98694-011
Matrix: Soil/Encore

Collection Date: 6/27/2017
Receipt Date: 6/27/2017

% Solids SM2540G

Analyte	DF	Units	RL	Result
% Solids	**1**	**percent**		**79**

PAH Compounds 8270

Analyte	DF	Units	RL	Result
2-Methylnaphthalene	1	mg/kg	0.042	ND
Acenaphthene	1	mg/kg	0.042	ND
Acenaphthylene	1	mg/kg	0.042	ND
Anthracene	1	mg/kg	0.042	ND
Benzo[a]anthracene	**1**	**mg/kg**	**0.042**	**0.091**
Benzo[a]pyrene	**1**	**mg/kg**	**0.042**	**0.092**
Benzo[b]fluoranthene	**1**	**mg/kg**	**0.042**	**0.14**
Benzo[g,h,i]perylene	**1**	**mg/kg**	**0.042**	**0.068**
Benzo[k]fluoranthene	**1**	**mg/kg**	**0.042**	**0.051**
Chrysene	**1**	**mg/kg**	**0.042**	**0.11**
Dibenzo[a,h]anthracene	1	mg/kg	0.042	ND
Fluoranthene	**1**	**mg/kg**	**0.042**	**0.18**
Fluorene	1	mg/kg	0.042	ND
Indeno[1,2,3-cd]pyrene	**1**	**mg/kg**	**0.042**	**0.060**
Naphthalene	1	mg/kg	0.011	ND
Phenanthrene	**1**	**mg/kg**	**0.042**	**0.085**
Pyrene	**1**	**mg/kg**	**0.042**	**0.18**

PCB 8082

Analyte	DF	Units	RL	Result
Aroclor (Total)	1	mg/kg	0.032	ND
Aroclor-1016	1	mg/kg	0.032	ND
Aroclor-1221	1	mg/kg	0.032	ND
Aroclor-1232	1	mg/kg	0.032	ND
Aroclor-1242	1	mg/kg	0.032	ND
Aroclor-1248	1	mg/kg	0.032	ND
Aroclor-1254	1	mg/kg	0.032	ND
Aroclor-1260	1	mg/kg	0.032	ND
Aroclor-1262	1	mg/kg	0.032	ND
Aroclor-1268	1	mg/kg	0.032	ND

Volatile Organics (no search) 8260

Analyte	DF	Units	RL	Result
1,1,1-Trichloroethane	0.935	mg/kg	0.0024	ND
1,1,2,2-Tetrachloroethane	0.935	mg/kg	0.0024	ND
1,1,2-Trichloro-1,2,2-trifluoroethane	0.935	mg/kg	0.0024	ND
1,1,2-Trichloroethane	0.935	mg/kg	0.0024	ND
1,1-Dichloroethane	0.935	mg/kg	0.0024	ND
1,1-Dichloroethene	0.935	mg/kg	0.0024	ND
1,2,3-Trichlorobenzene	0.935	mg/kg	0.0024	ND
1,2,4-Trichlorobenzene	0.935	mg/kg	0.0024	ND
1,2,4-Trimethylbenzene	0.935	mg/kg	0.0012	ND
1,2-Dibromo-3-chloropropane	0.935	mg/kg	0.0024	ND
1,2-Dibromoethane	0.935	mg/kg	0.0012	ND
1,2-Dichlorobenzene	0.935	mg/kg	0.0024	ND
1,2-Dichloroethane	0.935	mg/kg	0.0024	ND
1,2-Dichloropropane	0.935	mg/kg	0.0024	ND
1,3,5-Trimethylbenzene	0.935	mg/kg	0.0012	ND
1,3-Dichlorobenzene	0.935	mg/kg	0.0024	ND
1,4-Dichlorobenzene	0.935	mg/kg	0.0024	ND
1,4-Dioxane	0.935	mg/kg	0.12	ND

Sample ID: SB-13A
Lab#: AC98694-011
Matrix: Soil/Encore

Collection Date: 6/27/2017
Receipt Date: 6/27/2017

2-Butanone	0.935	mg/kg	0.0024	ND
2-Hexanone	0.935	mg/kg	0.0024	ND
4-Isopropyltoluene	0.935	mg/kg	0.0012	ND
4-Methyl-2-pentanone	0.935	mg/kg	0.0024	ND
Acetone	0.935	mg/kg	0.012	ND
Benzene	0.935	mg/kg	0.0012	ND
Bromochloromethane	0.935	mg/kg	0.0024	ND
Bromodichloromethane	0.935	mg/kg	0.0024	ND
Bromoform	0.935	mg/kg	0.0024	ND
Bromomethane	0.935	mg/kg	0.0024	ND
Carbon disulfide	0.935	mg/kg	0.0024	ND
Carbon tetrachloride	0.935	mg/kg	0.0024	ND
Chlorobenzene	0.935	mg/kg	0.0024	ND
Chloroethane	0.935	mg/kg	0.0024	ND
Chloroform	0.935	mg/kg	0.0024	ND
Chloromethane	0.935	mg/kg	0.0024	ND
cis-1,2-Dichloroethene	0.935	mg/kg	0.0024	ND
cis-1,3-Dichloropropene	0.935	mg/kg	0.0024	ND
Cyclohexane	0.935	mg/kg	0.0024	ND
Dibromochloromethane	0.935	mg/kg	0.0024	ND
Dichlorodifluoromethane	0.935	mg/kg	0.0024	ND
Ethylbenzene	0.935	mg/kg	0.0012	ND
Isopropylbenzene	0.935	mg/kg	0.0012	ND
m&p-Xylenes	0.935	mg/kg	0.0012	ND
Methyl Acetate	0.935	mg/kg	0.0024	ND
Methylcyclohexane	0.935	mg/kg	0.0024	ND
Methylene chloride	0.935	mg/kg	0.0024	ND
Methyl-t-butyl ether	0.935	mg/kg	0.0012	ND
n-Butylbenzene	0.935	mg/kg	0.0012	ND
n-Propylbenzene	0.935	mg/kg	0.0012	ND
o-Xylene	0.935	mg/kg	0.0012	ND
sec-Butylbenzene	0.935	mg/kg	0.0012	ND
Styrene	0.935	mg/kg	0.0024	ND
t-Butylbenzene	0.935	mg/kg	0.0012	ND
Tetrachloroethene	0.935	mg/kg	0.0024	ND
Toluene	0.935	mg/kg	0.0012	ND
trans-1,2-Dichloroethene	0.935	mg/kg	0.0024	ND
trans-1,3-Dichloropropene	0.935	mg/kg	0.0024	ND
Trichloroethene	0.935	mg/kg	0.0024	ND
Trichlorofluoromethane	0.935	mg/kg	0.0024	ND
Vinyl chloride	0.935	mg/kg	0.0024	ND
Xylenes (Total)	0.935	mg/kg	0.0012	ND

Sample ID: SB-13B
Lab#: AC98694-012
Matrix: Soil/Encore

Collection Date: 6/27/2017
Receipt Date: 6/27/2017

% Solids SM2540G

Analyte	DF	Units	RL	Result
% Solids	1	percent		86

PAH Compounds 8270

Analyte	DF	Units	RL	Result
2-Methylnaphthalene	1	mg/kg	0.039	ND
Acenaphthene	1	mg/kg	0.039	ND
Acenaphthylene	1	mg/kg	0.039	ND
Anthracene	1	mg/kg	0.039	ND
Benzo[a]anthracene	1	mg/kg	0.039	ND
Benzo[a]pyrene	1	mg/kg	0.039	ND
Benzo[b]fluoranthene	1	mg/kg	0.039	ND
Benzo[g,h,i]perylene	1	mg/kg	0.039	ND
Benzo[k]fluoranthene	1	mg/kg	0.039	ND
Chrysene	1	mg/kg	0.039	ND
Dibenzo[a,h]anthracene	1	mg/kg	0.039	ND
Fluoranthene	1	mg/kg	0.039	ND
Fluorene	1	mg/kg	0.039	ND
Indeno[1,2,3-cd]pyrene	1	mg/kg	0.039	ND
Naphthalene	1	mg/kg	0.0097	ND
Phenanthrene	1	mg/kg	0.039	ND
Pyrene	1	mg/kg	0.039	ND

PCB 8082

Analyte	DF	Units	RL	Result
Aroclor (Total)	1	mg/kg	0.029	ND
Aroclor-1016	1	mg/kg	0.029	ND
Aroclor-1221	1	mg/kg	0.029	ND
Aroclor-1232	1	mg/kg	0.029	ND
Aroclor-1242	1	mg/kg	0.029	ND
Aroclor-1248	1	mg/kg	0.029	ND
Aroclor-1254	1	mg/kg	0.029	ND
Aroclor-1260	1	mg/kg	0.029	ND
Aroclor-1262	1	mg/kg	0.029	ND
Aroclor-1268	1	mg/kg	0.029	ND

Volatile Organics (no search) 8260

Analyte	DF	Units	RL	Result
1,1,1-Trichloroethane	0.847	mg/kg	0.0020	ND
1,1,2,2-Tetrachloroethane	0.847	mg/kg	0.0020	ND
1,1,2-Trichloro-1,2,2-trifluoroethane	0.847	mg/kg	0.0020	ND
1,1,2-Trichloroethane	0.847	mg/kg	0.0020	ND
1,1-Dichloroethane	0.847	mg/kg	0.0020	ND
1,1-Dichloroethene	0.847	mg/kg	0.0020	ND
1,2,3-Trichlorobenzene	0.847	mg/kg	0.0020	ND
1,2,4-Trichlorobenzene	0.847	mg/kg	0.0020	ND
1,2,4-Trimethylbenzene	0.847	mg/kg	0.00099	ND
1,2-Dibromo-3-chloropropane	0.847	mg/kg	0.0020	ND
1,2-Dibromoethane	0.847	mg/kg	0.00099	ND
1,2-Dichlorobenzene	0.847	mg/kg	0.0020	ND
1,2-Dichloroethane	0.847	mg/kg	0.0020	ND
1,2-Dichloropropane	0.847	mg/kg	0.0020	ND
1,3,5-Trimethylbenzene	0.847	mg/kg	0.00099	ND
1,3-Dichlorobenzene	0.847	mg/kg	0.0020	ND
1,4-Dichlorobenzene	0.847	mg/kg	0.0020	ND
1,4-Dioxane	0.847	mg/kg	0.099	ND

Sample ID: SB-13B
Lab#: AC98694-012
Matrix: Soil/Encore

Collection Date: 6/27/2017
Receipt Date: 6/27/2017

2-Butanone	0.847	mg/kg	0.0020	ND
2-Hexanone	0.847	mg/kg	0.0020	ND
4-Isopropyltoluene	0.847	mg/kg	0.00099	ND
4-Methyl-2-pentanone	0.847	mg/kg	0.0020	ND
Acetone	0.847	mg/kg	0.0099	ND
Benzene	0.847	mg/kg	0.00099	ND
Bromochloromethane	0.847	mg/kg	0.0020	ND
Bromodichloromethane	0.847	mg/kg	0.0020	ND
Bromoform	0.847	mg/kg	0.0020	ND
Bromomethane	0.847	mg/kg	0.0020	ND
Carbon disulfide	0.847	mg/kg	0.0020	ND
Carbon tetrachloride	0.847	mg/kg	0.0020	ND
Chlorobenzene	0.847	mg/kg	0.0020	ND
Chloroethane	0.847	mg/kg	0.0020	ND
Chloroform	0.847	mg/kg	0.0020	ND
Chloromethane	0.847	mg/kg	0.0020	ND
cis-1,2-Dichloroethene	0.847	mg/kg	0.0020	ND
cis-1,3-Dichloropropene	0.847	mg/kg	0.0020	ND
Cyclohexane	0.847	mg/kg	0.0020	ND
Dibromochloromethane	0.847	mg/kg	0.0020	ND
Dichlorodifluoromethane	0.847	mg/kg	0.0020	ND
Ethylbenzene	0.847	mg/kg	0.00099	ND
Isopropylbenzene	0.847	mg/kg	0.00099	ND
m&p-Xylenes	0.847	mg/kg	0.00099	ND
Methyl Acetate	0.847	mg/kg	0.0020	ND
Methylcyclohexane	0.847	mg/kg	0.0020	ND
Methylene chloride	0.847	mg/kg	0.0020	ND
Methyl-t-butyl ether	0.847	mg/kg	0.00099	ND
n-Butylbenzene	0.847	mg/kg	0.00099	ND
n-Propylbenzene	0.847	mg/kg	0.00099	ND
o-Xylene	0.847	mg/kg	0.00099	ND
sec-Butylbenzene	0.847	mg/kg	0.00099	ND
Styrene	0.847	mg/kg	0.0020	ND
t-Butylbenzene	0.847	mg/kg	0.00099	ND
Tetrachloroethene	0.847	mg/kg	0.0020	ND
Toluene	0.847	mg/kg	0.00099	ND
trans-1,2-Dichloroethene	0.847	mg/kg	0.0020	ND
trans-1,3-Dichloropropene	0.847	mg/kg	0.0020	ND
Trichloroethene	0.847	mg/kg	0.0020	ND
Trichlorofluoromethane	0.847	mg/kg	0.0020	ND
Vinyl chloride	0.847	mg/kg	0.0020	ND
Xylenes (Total)	0.847	mg/kg	0.00099	ND

HC Reporting Limit Definitions/Data Qualifiers

REPORTING DEFINITIONS

DF = Dilution Factor

MDL = Method Detection Limit

RL* = Reporting Limit

ND = Not Detected

RT = Retention Time

NA = Not Applicable

**Samples with elevated Reporting Limits (RLs) as a result of a dilution may not achieve client reporting limits in some cases. The elevated RLs are unavoidable consequences of sample dilution required to quantitate target analytes that exceed the calibration range of the instrument.*

DATA QUALIFIERS

A- Indicates that the Tentatively Identified Compound (TIC) is suspected to be an aldol-condensation product. These compounds are by-products of acetone and methylene chloride used in the extraction process.

B- Indicates analyte was present in the Method Blank and sample.

d- For Pesticide and PCB analysis, the concentration between primary and secondary columns is greater than 40%. The lower concentration is generally reported.

E- Indicates the concentration exceeded the upper calibration range of the instrument.

J- Indicates the value is estimated because it is either a Tentatively Identified Compound (TIC) or the reported concentration is greater than the MDL but less than the RL. For samples results between the MDL and RL there is a possibility of false positives or misidentification at the quantitation levels. Additionally, the acceptance criteria for QC samples may not be met.

R- Retention Time is out.

Y- Indicates a contaminant found in the blank at less than 10% of the concentration of a contaminant found in the sample.

Laboratory Chronicle

Client: Ransom Environmental Consultants, Inc.
Project: CVS-Yonkers (Riverdale)

HC Project #: 7062727

Lab#: AC98694-001 **Sample ID: SB-7**

Test Code	Prep Method	Prep Date	By	Analytical Method	Analysis Date	By
% Solids SM2540G				SM 2540G	6/29/17 00:00	jessica
PAH Compounds 8270	3510C/3550C	06/29/17 07:45	smarwala	EPA 8270D	6/30/17 10:09	AH/JB
PCB 8082	3510C/3550C	06/29/17 07:00	msl/ap	EPA 8082A	6/29/17 15:25	MS/MLC/ZM
Volatile Organics (no search) 8260	EPA5030/5035			EPA 8260C	6/29/17 11:15	SG

Lab#: AC98694-002 **Sample ID: SB-8A**

Test Code	Prep Method	Prep Date	By	Analytical Method	Analysis Date	By
% Solids SM2540G				SM 2540G	6/29/17 00:00	jessica
PAH Compounds 8270	3510C/3550C	06/29/17 07:45	smarwala	EPA 8270D	6/29/17 19:29	AH/JB
PCB 8082	3510C/3550C	06/29/17 07:00	msl/ap	EPA 8082A	6/29/17 15:40	MS/MLC/ZM
Volatile Organics (no search) 8260	EPA5030/5035			EPA 8260C	6/29/17 11:31	SG

Lab#: AC98694-003 **Sample ID: SB-8B**

Test Code	Prep Method	Prep Date	By	Analytical Method	Analysis Date	By
% Solids SM2540G				SM 2540G	6/29/17 00:00	jessica
PAH Compounds 8270	3510C/3550C	06/29/17 07:45	smarwala	EPA 8270D	6/29/17 19:52	AH/JB
PCB 8082	3510C/3550C	06/29/17 07:00	msl/ap	EPA 8082A	6/29/17 15:55	MS/MLC/ZM
Volatile Organics (no search) 8260	EPA5030/5035			EPA 8260C	6/29/17 11:48	SG

Lab#: AC98694-004 **Sample ID: SB-15**

Test Code	Prep Method	Prep Date	By	Analytical Method	Analysis Date	By
% Solids SM2540G				SM 2540G	6/29/17 00:00	jessica
PAH Compounds 8270	3510C/3550C	06/29/17 07:45	smarwala	EPA 8270D	6/29/17 20:16	AH/JB
PCB 8082	3510C/3550C	06/29/17 07:00	msl/ap	EPA 8082A	6/29/17 16:10	MS/MLC/ZM
Volatile Organics (no search) 8260	EPA5030/5035			EPA 8260C	6/29/17 12:04	SG

Laboratory Chronicle

Client: Ransom Environmental Consultants, Inc.
Project: CVS-Yonkers (Riverdale)

HC Project #: 7062727

Lab#: AC98694-005 **Sample ID: SB-9A**

Test Code	Prep Method	Prep Date	By	Analytical Method	Analysis Date	By
% Solids SM2540G				SM 2540G	6/29/17 00:00	jessica
PAH Compounds 8270	3510C/3550C	06/29/17 07:45	smarwala	EPA 8270D	6/29/17 20:39	AH/JB
PCB 8082	3510C/3550C	06/29/17 07:00	msl/ap	EPA 8082A	6/29/17 16:25	MS/MLC/ZM
Volatile Organics (no search) 8260	EPA5030/5035			EPA 8260C	6/29/17 12:21	SG

Lab#: AC98694-006 **Sample ID: SB-9B**

Test Code	Prep Method	Prep Date	By	Analytical Method	Analysis Date	By
% Solids SM2540G				SM 2540G	6/29/17 00:00	jessica
PAH Compounds 8270	3510C/3550C	06/29/17 07:45	smarwala	EPA 8270D	6/29/17 21:02	AH/JB
PCB 8082	3510C/3550C	06/29/17 07:00	msl/ap	EPA 8082A	6/29/17 16:39	MS/MLC/ZM
Volatile Organics (no search) 8260	EPA5030/5035			EPA 8260C	6/29/17 12:38	SG

Lab#: AC98694-007 **Sample ID: SB-16**

Test Code	Prep Method	Prep Date	By	Analytical Method	Analysis Date	By
% Solids SM2540G				SM 2540G	6/29/17 00:00	jessica
PAH Compounds 8270	3510C/3550C	06/29/17 07:45	smarwala	EPA 8270D	6/29/17 21:25	AH/JB
PCB 8082	3510C/3550C	06/29/17 07:00	msl/ap	EPA 8082A	6/29/17 16:54	MS/MLC/ZM
Volatile Organics (no search) 8260	EPA5030/5035			EPA 8260C	6/29/17 12:54	SG

Lab#: AC98694-008 **Sample ID: SB-10**

Test Code	Prep Method	Prep Date	By	Analytical Method	Analysis Date	By
% Solids SM2540G				SM 2540G	6/29/17 00:00	jessica
PAH Compounds 8270	3510C/3550C	06/29/17 07:45	smarwala	EPA 8270D	6/29/17 21:49	AH/JB
PCB 8082	3510C/3550C	06/29/17 07:00	msl/ap	EPA 8082A	6/29/17 17:09	MS/MLC/ZM
Volatile Organics (no search) 8260	EPA5030/5035			EPA 8260C	6/29/17 13:11	SG

Laboratory Chronicle

Client: Ransom Environmental Consultants, Inc. **HC Project #:** 7062727

Project: CVS-Yonkers (Riverdale)

Lab#: AC98694-009 **Sample ID: SB-1**

Test Code	Prep Method	Prep Date	By	Analytical Method	Analysis Date	By
% Solids SM2540G				SM 2540G	6/29/17 00:00	jessica
Mercury (Soil/Waste) 7471B	EPA 7471B	06/29/17 10:00	aadewusi	EPA 7471B	7/5/17 14:31	CJA
PCB 8082	3510C/3550C	06/29/17 07:00	msl/ap	EPA 8082A	6/29/17 17:25	MS/MLC/ZM
Semivolatile Organics (no search) 8270	3510C/3550C	06/29/17 07:45	smarwala	EPA 8270D	6/29/17 22:12	AH/JB
TAL Metals 6010	3005&10/3050	06/29/17 10:00	aadewusi	EPA 6010C	6/29/17 17:19	SRB
TAL Metals 6010	3005&10/3050	06/29/17 10:00	aadewusi	EPA 6010C	6/29/17 20:05	SRB
TAL Metals 6020	3005&10/3050	06/29/17 09:50	aadewusi	EPA 6020A	6/30/17 17:49	PC
TAL Metals 6020	3005&10/3050	06/29/17 09:50	aadewusi	EPA 6020A	6/30/17 00:04	PC
Volatile Organics (no search) 8260	EPA5030/5035			EPA 8260C	6/29/17 13:27	SG

Lab#: AC98694-010 **Sample ID: SB-12**

Test Code	Prep Method	Prep Date	By	Analytical Method	Analysis Date	By
% Solids SM2540G				SM 2540G	6/29/17 00:00	jessica
PAH Compounds 8270	3510C/3550C	06/29/17 07:45	smarwala	EPA 8270D	6/29/17 22:35	AH/JB
PCB 8082	3510C/3550C	06/29/17 07:00	msl/ap	EPA 8082A	6/29/17 17:40	MS/MLC/ZM
Volatile Organics (no search) 8260	EPA5030/5035			EPA 8260C	6/29/17 13:44	SG

Lab#: AC98694-011 **Sample ID: SB-13A**

Test Code	Prep Method	Prep Date	By	Analytical Method	Analysis Date	By
% Solids SM2540G				SM 2540G	6/29/17 00:00	jessica
PAH Compounds 8270	3510C/3550C	06/29/17 07:45	smarwala	EPA 8270D	6/29/17 22:58	AH/JB
PCB 8082	3510C/3550C	06/29/17 07:00	msl/ap	EPA 8082A	6/29/17 17:55	MS/MLC/ZM
Volatile Organics (no search) 8260	EPA5030/5035			EPA 8260C	6/29/17 14:01	SG

Lab#: AC98694-012 **Sample ID: SB-13B**

Test Code	Prep Method	Prep Date	By	Analytical Method	Analysis Date	By
% Solids SM2540G				SM 2540G	6/29/17 00:00	jessica
PAH Compounds 8270	3510C/3550C	06/29/17 07:45	smarwala	EPA 8270D	6/29/17 23:21	AH/JB
PCB 8082	3510C/3550C	06/29/17 07:00	msl/ap	EPA 8082A	6/29/17 18:10	MS/MLC/ZM
Volatile Organics (no search) 8260	EPA5030/5035			EPA 8260C	6/29/17 14:17	SG

Chain of Custody

7062727 0038

Hampton-Clarke, Inc. (WBE/DBE/SBE)

175 Route 46 West and 2 Madison Road, Fairfield, New Jersey 07004
Ph: 800-426-9992 | 973-244-9770 Fax: 973-244-9787 | 973-439-1458
Service Center: 137-D Gaither Drive, Mount Laurel, New Jersey 08054
Ph (Service Center): 856-780-6057 Fax: 856-780-6056

Hampton-Clarke WBE/DBE/SBE 800-426-9992

A Women-Owned, Disadvantaged, Small Business Enterprise

NELAC/NJ #07071 | PA #68-00463 | NY #11408 | CT #PH-0671 | KY #90124 | DE HSCA Approved

CHAIN OF CUSTODY RECORD

Project # (Lab Use Only): 7062727

Page 1 of 2

3) Reporting Requirements (Please Circle)

Turnaround	Report Type	Electronic Data Deliv.
When Available:	Summary	NJ Hazsite
1 Business Day (100%)*	Results + QC (Waste)	Excel Reg. NJ / NY / PA
2 Business Days (75%)*	Reduced:	EnviroData
3 Business Days (50%)*	[ ] NJ [✓] NY	EQuIS:
4 Business Days (35%)*	[ ] PA [ ] Other___	[ ] 4-File [ ] EZ
5 Business Days (25%)	NJ Full / NY ASP CatB	[ ] NYDEC
8 Business Days (Stand.)	NY ASP CatA	[ ] Region 2 or 5
Other:		Other:

* Expedited TAT Not Always Available. Please Check with Lab.

Customer Information

1a) Customer: Ransom Environmental
Address: 2127 Hamilton Avenue
Hamilton, NJ
1b) Email/Cell/Fax/Ph:
1c) Send Invoice to: Kim Skibo
1d) Send Report to: Kim Skibo

Project Information

2a) Project: CVS- ~~Neighborhood~~ Yonkers (Riverdale)
2b) Project Mgr: Kim Skibo
2c) Project Location (City/State): 372 Riverdale Ave, Yonkers, NY
2d) Quote/PO # (If Applicable): 6718

FOR LAB USE ONLY ↓
Batch # AC58694

===> Check If Contingent ===>

Matrix Codes
DW - Drinking Water, S - Soil, A - Air
GW - Ground Water, SL - Sludge
WW - Waste Water, OL - Oil
OT - Other (please specify under item 9, Comments)

7) Analysis (specify methods & parameter lists)

<=== Check If Contingent <===

Lab Sample #	4) Customer Sample ID	5) Matrix	6) Sample Date	6) Sample Time	Composite (C)	Grab (G)	TCL/CP-51 VOCs	TCL/CP-51 SVOCs	PCBs	PAHs	TAL Metals							8) # of Bottles: None	MeOH	En Core	NaOH	HCl	H2SO4	HNO3	Other:	9) Comments
001	SB-7	S	6/27/17	1020			X		X	X								2		3						
002	SB-8A	↓	↓	1040			X		X	X								↓		↓						
003	SB-8B			1045			X		X	X																
004	SB-15			1100			X		X	X																
005	SB-9A			1120			X		X	X																
006	SB-9B			1125			X		X	X																
007	SB-16			1155			X		X	X																
008	SB-10			1210			X		X	X																
009	SB-1			1245			X	X	X		X															
010	SB-12	↓	↓	1345			X		X	X								↓		↓						

10) Relinquished by:	Accepted by:	Date	Time
Lauren Rojewski	[signature]	6/27/17	14:25
[signature]	[signature]	6/27/17	15:50

11) Sampler (print name): Lauren Rojewski Date: 6/27/17 @1440

Additional Notes

Comments, Notes, Special Requirements, HAZARDS

Indicate if low-level methods required to meet current groundwater standards (SPLP for soil):
- [ ] BN or BNA (8270D SIM)
- [ ] VOC (8260C SIM or 8011)
- [ ] SPLP (BN, BNA, Metals)
- [ ] 1,4 Dioxane

For NJ LSRP projects, indicate which standards need to be met:
- [ ] NJDEP GWQS
- [ ] NJDEP SRS
- [ ] NJDEP SPLP
- [ ] Other (specify):

Check if applicable:
- [ ] Project-Specific Reporting Limits
- [ ] High Contaminant Concentrations
- [ ] NJ LSRP Project (also check boxes above/right)

Cooler Temperature: 2.5°C

Please note NUMBERED items. If not completed your analytical work may be delayed.
A fee of $5/sample will be assessed for storage should sample not be activated for any analysis.

Internal use: sampling plan (check box) HC [ ] or client [ ] FSP#

7062727 0039

Hampton-Clarke, Inc. (WBE/DBE/SBE)

175 Route 46 West and 2 Madison Road, Fairfield, New Jersey 07004
Ph: 800-426-9992 | 973-244-9770 Fax: 973-244-9787 | 973-439-1458
Service Center: 137-D Gaither Drive, Mount Laurel, New Jersey 08054
Ph (Service Center): 856-780-6057 Fax: 856-780-6056

Hampton-Clarke WBE/DBE/SBE 800-426-9992

A Women-Owned, Disadvantaged, Small Business Enterprise

NELAC/NJ #07071 | PA #68-00463 | NY #11408 | CT #PH-0671 | KY #90124 | DE HSCA Approved

CHAIN OF CUSTODY RECORD

Project # (Lab Use Only): 7062727

Page 2 of 2

Customer Information

1a) Customer: Ransom Environmental
Address:
1b) Email/Cell/Fax/Ph:
1c) Send Invoice to:
1d) Send Report to:

Project Information

2a) Project: CVS-Yonkers (Riverdale)
2b) Project Mgr: Kim Skibo
2c) Project Location (City/State): 372 Riverdale Ave Yonkers, NY
2d) Quote/PO # (If Applicable): 0718

3) Reporting Requirements (Please Circle)

Turnaround	Report Type	Electronic Data Deliv.
When Available:	Summary	NJ Hazsite
1 Business Day (100%)*	Results + QC (Waste)	Excel Reg. NJ / (NY) / PA
2 Business Days (75%)*	Reduced:	EnviroData
3 Business Days (50%)*	[ ] NJ [✓] NY	EQuIS:
4 Business Days (35%)*	[ ] PA [ ] Other___	[ ] 4-File [ ] EZ
5 Business Days (25%)	NJ Full / NY ASP CatB	[ ] NYDEC
8 Business Days (Stand.)	NY ASP CatA	[ ] Region 2 or 5
Other:		Other:

* Expedited TAT Not Always Available. Please Check with Lab.

FOR LAB USE ONLY ↓

Batch # AC98694

===> Check If Contingent ===>

Matrix Codes
DW - Drinking Water, S - Soil, A - Air
GW - Ground Water, SL - Sludge
WW - Waste Water, OL - Oil
OT - Other (please specify under item 9, Comments)

7) Analysis (specify methods & parameter lists)

<=== Check If Contingent <===

Lab Sample #	4) Customer Sample ID	5) Matrix	6) Sample Date	6) Sample Time	Composite (C)	Grab (G)	TCL/CP-51 VOCs	TCL/CP-51 SVOCs	PCBs	PAHs	TAL Metals	8) # of Bottles None	MeOH	En Core	NaOH	HCl	H2SO4	HNO3	Other:	9) Comments
011	SB-13A	S	6/27/17	1410		G	X		X	X		2		3						
012	SB-13B	S	↓	1415		↓	X		X	X		↓		↓						

10) Relinquished by:	Accepted by:	Date	Time
[signature]	[signature]	6/27/17	14:25
[signature]	[signature]	6/27/17	15:58

11) Sampler (print name): Lauren Rojewski Date: 6/27/17 @1440

Additional Notes

Comments, Notes, Special Requirements, HAZARDS

Indicate if low-level methods required to meet current groundwater standards (SPLP for soil):
- [ ] BN or BNA (8270D SIM)
- [ ] VOC (8260C SIM or 8011)
- [ ] SPLP (BN, BNA, Metals)
- [ ] 1,4 Dioxane

For NJ LSRP projects, indicate which standards need to be met:
- [ ] NJDEP GWQS
- [ ] NJDEP SRS
- [ ] NJDEP SPLP
- [ ] Other (specify):

Check if applicable:
- [ ] Project-Specific Reporting Limits
- [ ] High Contaminant Concentrations
- [ ] NJ LSRP Project (also check boxes above/right)

Cooler Temperature: 2.5

Please note NUMBERED items. If not completed your analytical work may be delayed.
A fee of $5/sample will be assessed for storage should sample not be activated for any analysis.

Internal use: sampling plan (check box) HC [ ] or client [ ] FSP#

CONDITION UPON RECEIPT

Batch Number AC98694

Entered By: Frantz
Date Entered 6/27/2017 5:03:00 PM

1	Yes	Is there a corresponding COC included with the samples?
2	Yes	Are the samples in a container such as a cooler or Ice chest?
3	NO	Are the COC seals intact?
4	T0056	<--- Thermometer ID. Please specify the Temperature inside the container (in degC). 2.5
5	Yes	Are the samples refrigerated (where required)/have they arrived on ice?
6	Yes	Are the samples within the holding times for the parameters listed on the COC? IF no, list parameters and samples:
7	Yes	Are all of the sample bottles intact? If no, specify sample numbers broken/leaking
8	Yes	Are all of the sample labels or numbers legible? If no specify:
9	Yes	Do the contents match the COC? If no, specify
10	Yes	Is there enough sample sent for the analyses listed on the COC? If no, specify:
11	Yes	Are samples preserved correctly?
12	Yes	Was temperature blank present (Place comment below if not)? If not was temperature of samples verified?
13	NA	Other comments ...Specify
14	NA	Corrective actions (Specify item number and corrective action taken).

Internal Chain of Custody

Lab#:	DateTime:	Loc or User	Bot Nu	A/M	Analysis
AC98694-001	06/27/17 15:50	FRANT	0	M	Received
AC98694-001	06/27/17 17:03	FRANT	0	M	Login
AC98694-001	06/27/17 17:58	R12	1	A	NONE
AC98694-001	06/27/17 17:58	R12	2	A	NONE
AC98694-001	06/28/17 20:49	PA	2	A	mix
AC98694-001	06/28/17 20:50	R12	2	A	NONE
AC98694-001	06/29/17 07:18	R12	2	A	NONE
AC98694-001	06/29/17 07:18	MSL	2	A	p/p
AC98694-001	06/29/17 07:30	SMAR	2	A	bna
AC98694-001	06/29/17 07:30	R12	2	A	NONE
AC98694-001	06/29/17 07:39	JMP	2	A	%solids
AC98694-001	06/29/17 09:24	R12	2	A	NONE
AC98694-001	06/28/17 12:25	R31	4	A	NONE
AC98694-001	06/28/17 16:37	RG	4	A	VOA
AC98694-001	06/28/17 16:39	R31	4	A	NONE
AC98694-001	06/28/17 12:25	F18	5	A	none
AC98694-001	06/29/17 11:04	SG	5	A	VOA
AC98694-001	06/28/17 12:25	F18	6	A	none
AC98694-002	06/27/17 15:50	FRANT	0	M	Received
AC98694-002	06/27/17 17:03	FRANT	0	M	Login
AC98694-002	06/27/17 17:58	R12	1	A	NONE
AC98694-002	06/27/17 17:58	R12	2	A	NONE
AC98694-002	06/28/17 20:49	PA	2	A	mix
AC98694-002	06/28/17 20:50	R12	2	A	NONE
AC98694-002	06/29/17 07:18	MSL	2	A	p/p
AC98694-002	06/29/17 07:18	R12	2	A	NONE
AC98694-002	06/29/17 07:30	SMAR	2	A	bna
AC98694-002	06/29/17 07:30	R12	2	A	NONE
AC98694-002	06/29/17 07:39	JMP	2	A	%solids
AC98694-002	06/29/17 09:24	R12	2	A	NONE
AC98694-002	06/28/17 12:25	R31	4	A	NONE
AC98694-002	06/28/17 16:37	RG	4	A	VOA
AC98694-002	06/28/17 16:39	R31	4	A	NONE
AC98694-002	06/28/17 12:25	F18	5	A	none
AC98694-002	06/29/17 11:04	SG	5	A	VOA
AC98694-002	06/28/17 12:25	F18	6	A	none
AC98694-003	06/27/17 15:50	FRANT	0	M	Received
AC98694-003	06/27/17 17:03	FRANT	0	M	Login
AC98694-003	06/27/17 17:58	R12	1	A	NONE
AC98694-003	06/27/17 17:58	R12	3	A	NONE
AC98694-003	06/28/17 20:49	PA	3	A	mix
AC98694-003	06/28/17 20:50	R12	3	A	NONE
AC98694-003	06/29/17 07:18	MSL	3	A	p/p
AC98694-003	06/29/17 07:18	R12	3	A	NONE
AC98694-003	06/29/17 07:30	R12	3	A	NONE
AC98694-003	06/29/17 07:30	SMAR	3	A	bna
AC98694-003	06/29/17 07:39	JMP	3	A	%solids
AC98694-003	06/29/17 09:24	R12	3	A	NONE
AC98694-003	06/28/17 12:25	R31	4	A	NONE
AC98694-003	06/28/17 16:37	RG	4	A	VOA
AC98694-003	06/28/17 16:39	R31	4	A	NONE
AC98694-003	06/28/17 12:25	F18	5	A	none
AC98694-003	06/29/17 11:04	SG	5	A	VOA
AC98694-003	06/28/17 12:25	F18	6	A	none
AC98694-004	06/27/17 15:50	FRANT	0	M	Received
AC98694-004	06/27/17 17:03	FRANT	0	M	Login
AC98694-004	06/27/17 17:58	R12	1	A	NONE
AC98694-004	06/27/17 17:58	R12	2	A	NONE
AC98694-004	06/28/17 20:49	PA	2	A	mix
AC98694-004	06/28/17 20:50	R12	2	A	NONE
AC98694-004	06/29/17 07:18	R12	2	A	NONE
AC98694-004	06/29/17 07:18	MSL	2	A	p/p
AC98694-004	06/29/17 07:30	SMAR	2	A	bna
AC98694-004	06/29/17 07:30	R12	2	A	NONE
AC98694-004	06/29/17 07:39	JMP	2	A	%solids
AC98694-004	06/29/17 09:24	R12	2	A	NONE
AC98694-004	06/28/17 12:25	R31	4	A	NONE
AC98694-004	06/28/17 16:37	RG	4	A	VOA
AC98694-004	06/28/17 16:39	R31	4	A	NONE
AC98694-004	06/28/17 12:25	F18	5	A	none
AC98694-004	06/29/17 11:04	SG	5	A	VOA
AC98694-004	06/28/17 12:25	F18	6	A	none
AC98694-005	06/27/17 15:50	FRANT	0	M	Received
AC98694-005	06/27/17 17:03	FRANT	0	M	Login
AC98694-005	06/27/17 17:58	R12	1	A	NONE
AC98694-005	06/27/17 17:58	R12	2	A	NONE
AC98694-005	06/28/17 20:49	PA	2	A	mix
AC98694-005	06/28/17 20:50	R12	2	A	NONE
AC98694-005	06/29/17 07:18	MSL	2	A	p/p
AC98694-005	06/29/17 07:18	R12	2	A	NONE
AC98694-005	06/29/17 07:30	SMAR	2	A	bna
AC98694-005	06/29/17 07:30	R12	2	A	NONE
AC98694-005	06/29/17 07:39	JMP	2	A	%solids
AC98694-005	06/29/17 09:24	R12	2	A	NONE
AC98694-005	06/28/17 12:25	R31	4	A	NONE
AC98694-005	06/28/17 16:37	RG	4	A	VOA
AC98694-005	06/28/17 16:39	R31	4	A	NONE
AC98694-005	06/28/17 12:25	F18	5	A	none
AC98694-005	06/29/17 11:04	SG	5	A	VOA
AC98694-005	06/28/17 12:25	F18	6	A	none
AC98694-006	06/27/17 15:50	FRANT	0	M	Received
AC98694-006	06/27/17 17:03	FRANT	0	M	Login
AC98694-006	06/27/17 17:58	R12	1	A	NONE
AC98694-006	06/27/17 17:58	R12	3	A	NONE
AC98694-006	06/28/17 20:49	PA	3	A	mix
AC98694-006	06/28/17 20:50	R12	3	A	NONE
AC98694-006	06/29/17 07:18	R12	3	A	NONE
AC98694-006	06/29/17 07:18	MSL	3	A	p/p
AC98694-006	06/29/17 07:30	R12	3	A	NONE
AC98694-006	06/29/17 07:30	SMAR	3	A	bna
AC98694-006	06/29/17 07:39	JMP	3	A	%solids
AC98694-006	06/29/17 09:24	R12	3	A	NONE
AC98694-006	06/28/17 12:25	R31	4	A	NONE
AC98694-006	06/28/17 16:37	RG	4	A	VOA
AC98694-006	06/28/17 16:39	R31	4	A	NONE
AC98694-006	06/28/17 12:25	F18	5	A	none
AC98694-006	06/29/17 11:04	SG	5	A	VOA
AC98694-006	06/28/17 12:25	F18	6	A	none
AC98694-007	06/27/17 15:50	FRANT	0	M	Received
AC98694-007	06/27/17 17:03	FRANT	0	M	Login
AC98694-007	06/27/17 17:58	R12	1	A	NONE
AC98694-007	06/27/17 17:58	R12	2	A	NONE
AC98694-007	06/28/17 20:49	PA	2	A	mix
AC98694-007	06/28/17 20:50	R12	2	A	NONE
AC98694-007	06/29/17 07:18	MSL	2	A	p/p
AC98694-007	06/29/17 07:18	R12	2	A	NONE
AC98694-007	06/29/17 07:30	R12	2	A	NONE
AC98694-007	06/29/17 07:30	SMAR	2	A	bna
AC98694-007	06/29/17 07:39	JMP	2	A	%solids
AC98694-007	06/29/17 09:24	R12	2	A	NONE
AC98694-007	06/28/17 12:25	R31	4	A	NONE
AC98694-007	06/28/17 16:37	RG	4	A	VOA
AC98694-007	06/28/17 16:39	R31	4	A	NONE
AC98694-007	06/28/17 12:25	F18	5	A	none
AC98694-007	06/29/17 11:04	SG	5	A	VOA
AC98694-007	06/28/17 12:25	F18	6	A	none
AC98694-008	06/27/17 15:50	FRANT	0	M	Received
AC98694-008	06/27/17 17:03	FRANT	0	M	Login
AC98694-008	06/27/17 17:58	R12	1	A	NONE
AC98694-008	06/27/17 17:58	R12	2	A	NONE
AC98694-008	06/28/17 20:49	PA	2	A	mix
AC98694-008	06/28/17 20:50	R12	2	A	NONE
AC98694-008	06/29/17 07:18	MSL	2	A	p/p
AC98694-008	06/29/17 07:18	R12	2	A	NONE
AC98694-008	06/29/17 07:30	SMAR	2	A	bna
AC98694-008	06/29/17 07:30	R12	2	A	NONE
AC98694-008	06/29/17 07:39	JMP	2	A	%solids
AC98694-008	06/29/17 09:24	R12	2	A	NONE
AC98694-008	06/28/17 12:25	R31	4	A	NONE
AC98694-008	06/28/17 16:37	RG	4	A	VOA
AC98694-008	06/28/17 16:39	R31	4	A	NONE
AC98694-008	06/28/17 12:25	F18	5	A	none
AC98694-008	06/29/17 11:04	SG	5	A	VOA
AC98694-008	06/28/17 12:25	F18	6	A	none
AC98694-009	06/27/17 15:50	FRANT	0	M	Received
AC98694-009	06/27/17 17:03	FRANT	0	M	Login
AC98694-009	06/27/17 17:58	R12	1	A	NONE
AC98694-009	06/27/17 17:58	R12	2	A	NONE
AC98694-009	06/28/17 20:49	PA	2	A	mix
AC98694-009	06/28/17 20:50	R12	2	A	NONE

Samples marked as received are stored in coolers or refrigerator R12, or R24 at 4 deg C until Login

Internal Chain of Custody

Lab#:	DateTime:	Loc or User	Bot Nu	A/M	Analysis
AC98694-009	06/29/17 07:18	R12	2	A	NONE
AC98694-009	06/29/17 07:18	MSL	2	A	p/p
AC98694-009	06/29/17 07:30	R12	2	A	NONE
AC98694-009	06/29/17 07:30	SMAR	2	A	bna
AC98694-009	06/29/17 07:39	JMP	2	A	%solids
AC98694-009	06/29/17 09:24	R12	2	A	NONE
AC98694-009	06/29/17 10:18	AM	2	A	TDSI/HG
AC98694-009	06/29/17 10:20	R12	2	A	NONE
AC98694-009	06/28/17 12:25	R31	4	A	NONE
AC98694-009	06/28/17 16:37	RG	4	A	VOA
AC98694-009	06/28/17 16:39	R31	4	A	NONE
AC98694-009	06/28/17 12:25	F18	5	A	none
AC98694-009	06/29/17 11:04	SG	5	A	VOA
AC98694-009	06/28/17 12:25	F18	6	A	none
AC98694-010	06/27/17 15:50	FRANT	0	M	Received
AC98694-010	06/27/17 17:03	FRANT	0	M	Login
AC98694-010	06/27/17 17:58	R12	1	A	NONE
AC98694-010	06/27/17 17:58	R12	2	A	NONE
AC98694-010	06/28/17 20:49	PA	2	A	mix
AC98694-010	06/28/17 20:50	R12	2	A	NONE
AC98694-010	06/29/17 07:18	MSL	2	A	p/p
AC98694-010	06/29/17 07:18	R12	2	A	NONE
AC98694-010	06/29/17 07:30	SMAR	2	A	bna
AC98694-010	06/29/17 07:30	R12	2	A	NONE
AC98694-010	06/29/17 07:39	JMP	2	A	%solids
AC98694-010	06/29/17 09:24	R12	2	A	NONE
AC98694-010	06/28/17 12:25	R31	4	A	NONE
AC98694-010	06/28/17 16:37	RG	4	A	VOA
AC98694-010	06/28/17 16:39	R31	4	A	NONE
AC98694-010	06/28/17 12:25	F18	5	A	none
AC98694-010	06/29/17 11:04	SG	5	A	VOA
AC98694-010	06/28/17 12:25	F18	6	A	none
AC98694-011	06/27/17 15:50	FRANT	0	M	Received
AC98694-011	06/27/17 17:03	FRANT	0	M	Login
AC98694-011	06/27/17 17:58	R12	1	A	NONE
AC98694-011	06/27/17 17:58	R12	2	A	NONE
AC98694-011	06/28/17 20:49	PA	2	A	mix
AC98694-011	06/28/17 20:50	R12	2	A	NONE
AC98694-011	06/29/17 07:18	MSL	2	A	p/p
AC98694-011	06/29/17 07:18	R12	2	A	NONE
AC98694-011	06/29/17 07:30	SMAR	2	A	bna
AC98694-011	06/29/17 07:30	R12	2	A	NONE
AC98694-011	06/29/17 07:39	JMP	2	A	%solids
AC98694-011	06/29/17 09:24	R12	2	A	NONE
AC98694-011	06/28/17 12:25	R31	4	A	NONE
AC98694-011	06/28/17 16:37	RG	4	A	VOA
AC98694-011	06/28/17 16:39	R31	4	A	NONE
AC98694-011	06/28/17 12:25	F18	5	A	none
AC98694-011	06/29/17 11:04	SG	5	A	VOA
AC98694-011	06/28/17 12:25	F18	6	A	none
AC98694-012	06/27/17 15:50	FRANT	0	M	Received
AC98694-012	06/27/17 17:03	FRANT	0	M	Login
AC98694-012	06/27/17 17:58	R12	1	A	NONE
AC98694-012	06/27/17 17:58	R12	3	A	NONE
AC98694-012	06/28/17 20:49	PA	3	A	mix
AC98694-012	06/28/17 20:50	R12	3	A	NONE
AC98694-012	06/29/17 07:18	MSL	3	A	p/p
AC98694-012	06/29/17 07:18	R12	3	A	NONE
AC98694-012	06/29/17 07:30	R12	3	A	NONE
AC98694-012	06/29/17 07:30	SMAR	3	A	bna
AC98694-012	06/29/17 07:39	JMP	3	A	%solids
AC98694-012	06/29/17 09:24	R12	3	A	NONE
AC98694-012	06/28/17 12:25	R31	4	A	NONE
AC98694-012	06/28/17 16:37	RG	4	A	VOA
AC98694-012	06/28/17 16:39	R31	4	A	NONE
AC98694-012	06/28/17 12:25	F18	5	A	none
AC98694-012	06/29/17 11:04	SG	5	A	VOA
AC98694-012	06/28/17 12:25	F18	6	A	none

Lab#:	DateTime:	Loc or User	Bot Nu	A/M	Analysis

Samples marked as received are stored in coolers or refrigerator R12, or R24 at 4 deg C until Login

Volatile Data

Form1

ORGANICS VOLATILE REPORT

Sample Number: AC98694-001
Client Id: SB-7
Data File: 6M55462.D
Analysis Date: 06/29/17 11:15
Date Rec/Extracted: 06/27/17-NA
Column: DB-624 25M 0.200mm ID 1.12um film

Method: EPA 8260C
Matrix: Soil
Initial Vol: 5g
Final Vol: NA
Dilution: 1.00
Solids: 87

Units: mg/Kg

Cas #	Compound	RL	Conc	Cas #	Compound	RL	Conc
71-55-6	1,1,1-Trichloroethane	0.0023	U	108-90-7	Chlorobenzene	0.0023	U
79-34-5	1,1,2,2-Tetrachloroethane	0.0023	U	75-00-3	Chloroethane	0.0023	U
76-13-1	1,1,2-Trichloro-1,2,2-trifluor	0.0023	U	67-66-3	Chloroform	0.0023	U
79-00-5	1,1,2-Trichloroethane	0.0023	U	74-87-3	Chloromethane	0.0023	U
75-34-3	1,1-Dichloroethane	0.0023	U	156-59-2	cis-1,2-Dichloroethene	0.0023	U
75-35-4	1,1-Dichloroethene	0.0023	U	10061-01-5	cis-1,3-Dichloropropene	0.0023	U
87-61-6	1,2,3-Trichlorobenzene	0.0023	U	110-82-7	Cyclohexane	0.0023	U
120-82-1	1,2,4-Trichlorobenzene	0.0023	U	124-48-1	Dibromochloromethane	0.0023	U
95-63-6	1,2,4-Trimethylbenzene	0.0011	U	75-71-8	Dichlorodifluoromethane	0.0023	U
96-12-8	1,2-Dibromo-3-Chloropropa	0.0023	U	100-41-4	Ethylbenzene	0.0011	U
106-93-4	1,2-Dibromoethane	0.0011	U	98-82-8	Isopropylbenzene	0.0011	U
95-50-1	1,2-Dichlorobenzene	0.0023	U	79601-23-1	m&p-Xylenes	0.0011	U
107-06-2	1,2-Dichloroethane	0.0023	U	79-20-9	Methyl Acetate	0.0023	U
78-87-5	1,2-Dichloropropane	0.0023	U	108-87-2	Methylcyclohexane	0.0023	U
108-67-8	1,3,5-Trimethylbenzene	0.0011	U	75-09-2	Methylene Chloride	0.0023	U
541-73-1	1,3-Dichlorobenzene	0.0023	U	1634-04-4	Methyl-t-butyl ether	0.0011	U
106-46-7	1,4-Dichlorobenzene	0.0023	U	104-51-8	n-Butylbenzene	0.0011	U
123-91-1	1,4-Dioxane	0.11	U	103-65-1	n-Propylbenzene	0.0011	U
78-93-3	2-Butanone	0.0023	U	95-47-6	o-Xylene	0.0011	U
591-78-6	2-Hexanone	0.0023	U	135-98-8	sec-Butylbenzene	0.0011	U
99-87-6	4-Isopropyltoluene	0.0011	U	100-42-5	Styrene	0.0023	U
108-10-1	4-Methyl-2-Pentanone	0.0023	U	98-06-6	t-Butylbenzene	0.0011	U
67-64-1	Acetone	0.011	U	127-18-4	Tetrachloroethene	0.0023	U
71-43-2	Benzene	0.0011	U	108-88-3	Toluene	0.0011	U
74-97-5	Bromochloromethane	0.0023	U	156-60-5	trans-1,2-Dichloroethene	0.0023	U
75-27-4	Bromodichloromethane	0.0023	U	10061-02-6	trans-1,3-Dichloropropene	0.0023	U
75-25-2	Bromoform	0.0023	U	79-01-6	Trichloroethene	0.0023	U
74-83-9	Bromomethane	0.0023	U	75-69-4	Trichlorofluoromethane	0.0023	U
75-15-0	Carbon Disulfide	0.0023	U	75-01-4	Vinyl Chloride	0.0023	U
56-23-5	Carbon Tetrachloride	0.0023	U	1330-20-7	Xylenes (Total)	0.0011	U

Worksheet #: 429188

Total Target Concentration 0

ColumnID: (^) Indicates results from 2nd column

U - Indicates the compound was analyzed but not detected.
B - Indicates the analyte was found in the blank as well as in the sample.
E - Indicates the analyte concentration exceeds the calibration range of the instrument.
R - Retention Time Out
J - Indicates an estimated value when a compound is detected at less than the specified detection limit.
d - Pesticide %Diff>40% between columns due to coelution. Lower concentration used
Chlordane (Total) is sum of a-Chlordane and y-Chlordane.

Quantitation Report (QT Reviewed)

7062727 0045

SampleID : AC98694-001 Operator : SG Qt Meth : 6M_S0615.M
Data File: 6M55462.D Sam Mult : 1 Vial# : 15 Qt On : 06/29/17 14:12
Acq On : 06/29/17 11:15 Misc : S,5G!5 Qt Upd On: 06/15/17 17:02

Data Path : G:\GcMsData\2017\GCMS_6\Data\06-29-17\
Qt Path : G:\GcMsData\2017\GCMS_6\MethodQt\
Qt Resp Via : Initial Calibration

Compound	R.T.	QIon	Response	Conc	Units	Dev(Min)
Internal Standards						
4) Fluorobenzene	4.751	96	187804	30.00	ug/l	0.00
52) Chlorobenzene-d5	6.323	117	100645	30.00	ug/l	0.00
70) 1,4-Dichlorobenzene-d4	7.569	152	39015	30.00	ug/l	0.00
System Monitoring Compounds						
37) Dibromofluoromethane	4.366	111	42561	28.38	ug/l	0.00
Spiked Amount 30.000			Recovery = 94.60%			
39) 1,2-Dichloroethane-d4	4.564	67	19644	29.72	ug/l	0.00
Spiked Amount 30.000			Recovery = 99.07%			
66) Toluene-d8	5.576	98	159298	28.19	ug/l	0.00
Spiked Amount 30.000			Recovery = 93.97%			
76) Bromofluorobenzene	6.937	174	37575	30.73	ug/l	0.00
Spiked Amount 30.000			Recovery = 102.43%			

Target Compounds Qvalue

(#) = qualifier out of range (m) = manual integration (+) = signals summed

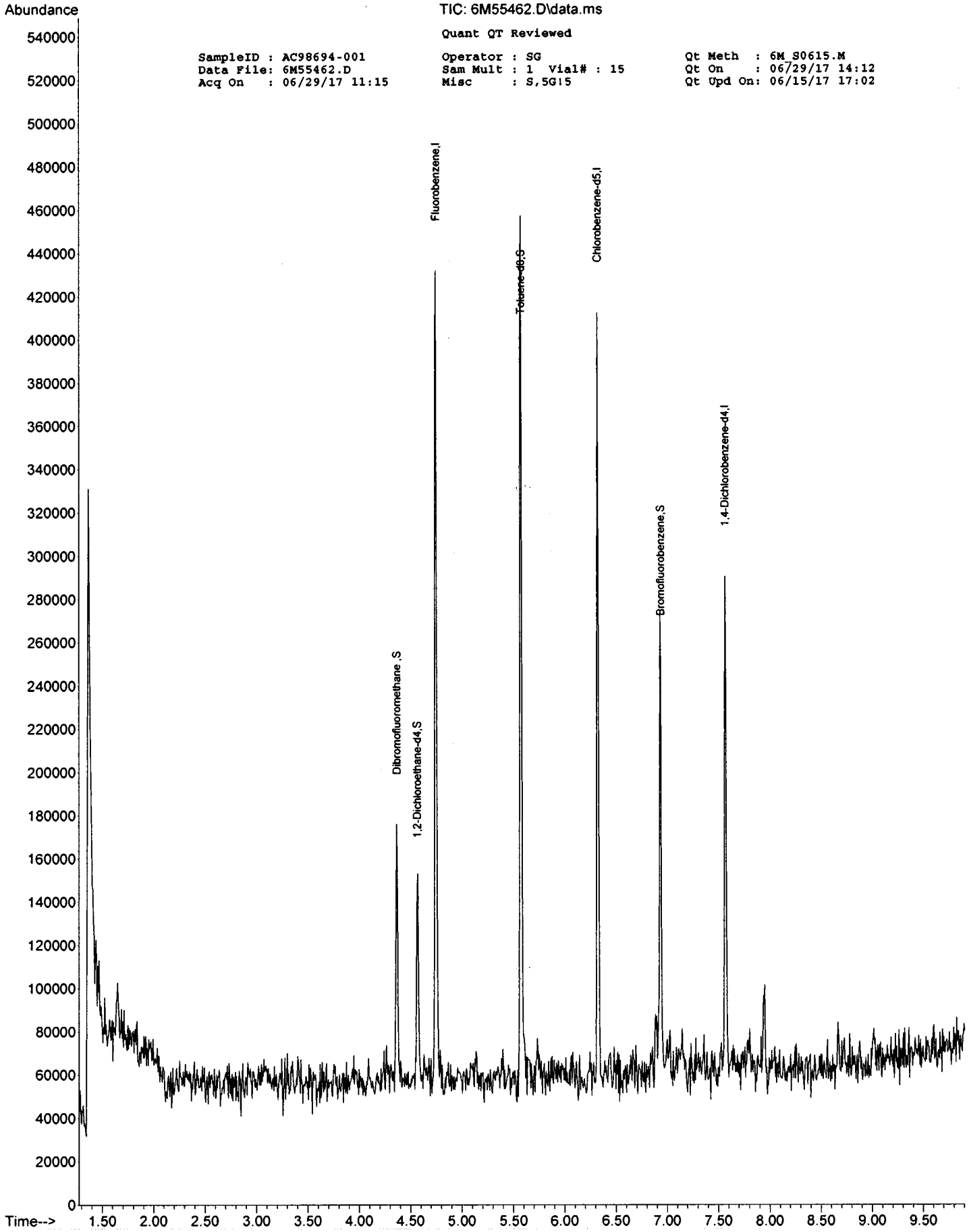
Abundance
TIC: 6M55462.D\data.ms
Quant QT Reviewed
SampleID : AC98694-001
Data File: 6M55462.D
Acq On : 06/29/17 11:15
Operator : SG
Sam Mult : 1 Vial# : 15
Misc : S,5G15
Qt Meth : 6M_S0615.M
Qt On : 06/29/17 14:12
Qt Upd On: 06/15/17 17:02
Dibromofluoromethane ,S
1,2-Dichloroethane-d4,S
Fluorobenzene,I
Toluene-d8,S
Chlorobenzene-d5,I
Bromofluorobenzene,S
1,4-Dichlorobenzene-d4,I
Time-->

Form1

ORGANICS VOLATILE REPORT

Sample Number: AC98694-002
Client Id: SB-8A
Data File: 6M55463.D
Analysis Date: 06/29/17 11:31
Date Rec/Extracted: 06/27/17-NA
Column: DB-624 25M 0.200mm ID 1.12um film

Method: EPA 8260C
Matrix: Soil
Initial Vol: 4.65g
Final Vol: NA
Dilution: 1.08
Solids: 87

Units: mg/Kg

Cas #	Compound	RL	Conc	Cas #	Compound	RL	Conc
71-55-6	1,1,1-Trichloroethane	0.0025	U	108-90-7	Chlorobenzene	0.0025	U
79-34-5	1,1,2,2-Tetrachloroethane	0.0025	U	75-00-3	Chloroethane	0.0025	U
76-13-1	1,1,2-Trichloro-1,2,2-trifluor	0.0025	U	67-66-3	Chloroform	0.0025	U
79-00-5	1,1,2-Trichloroethane	0.0025	U	74-87-3	Chloromethane	0.0025	U
75-34-3	1,1-Dichloroethane	0.0025	U	156-59-2	cis-1,2-Dichloroethene	0.0025	U
75-35-4	1,1-Dichloroethene	0.0025	U	10061-01-5	cis-1,3-Dichloropropene	0.0025	U
87-61-6	1,2,3-Trichlorobenzene	0.0025	U	110-82-7	Cyclohexane	0.0025	U
120-82-1	1,2,4-Trichlorobenzene	0.0025	U	124-48-1	Dibromochloromethane	0.0025	U
95-63-6	1,2,4-Trimethylbenzene	0.0012	U	75-71-8	Dichlorodifluoromethane	0.0025	U
96-12-8	1,2-Dibromo-3-Chloropropa	0.0025	U	100-41-4	Ethylbenzene	0.0012	U
106-93-4	1,2-Dibromoethane	0.0012	U	98-82-8	Isopropylbenzene	0.0012	U
95-50-1	1,2-Dichlorobenzene	0.0025	U	79601-23-1	m&p-Xylenes	0.0012	U
107-06-2	1,2-Dichloroethane	0.0025	U	79-20-9	Methyl Acetate	0.0025	U
78-87-5	1,2-Dichloropropane	0.0025	U	108-87-2	Methylcyclohexane	0.0025	U
108-67-8	1,3,5-Trimethylbenzene	0.0012	U	75-09-2	Methylene Chloride	0.0025	U
541-73-1	1,3-Dichlorobenzene	0.0025	U	1634-04-4	Methyl-t-butyl ether	0.0012	U
106-46-7	1,4-Dichlorobenzene	0.0025	U	104-51-8	n-Butylbenzene	0.0012	U
123-91-1	1,4-Dioxane	0.12	U	103-65-1	n-Propylbenzene	0.0012	U
78-93-3	2-Butanone	0.0025	U	95-47-6	o-Xylene	0.0012	U
591-78-6	2-Hexanone	0.0025	U	135-98-8	sec-Butylbenzene	0.0012	U
99-87-6	4-Isopropyltoluene	0.0012	U	100-42-5	Styrene	0.0025	U
108-10-1	4-Methyl-2-Pentanone	0.0025	U	98-06-6	t-Butylbenzene	0.0012	U
67-64-1	Acetone	0.012	U	127-18-4	Tetrachloroethene	0.0025	U
71-43-2	Benzene	0.0012	U	108-88-3	Toluene	0.0012	U
74-97-5	Bromochloromethane	0.0025	U	156-60-5	trans-1,2-Dichloroethene	0.0025	U
75-27-4	Bromodichloromethane	0.0025	U	10061-02-6	trans-1,3-Dichloropropene	0.0025	U
75-25-2	Bromoform	0.0025	U	79-01-6	Trichloroethene	0.0025	U
74-83-9	Bromomethane	0.0025	U	75-69-4	Trichlorofluoromethane	0.0025	U
75-15-0	Carbon Disulfide	0.0025	U	75-01-4	Vinyl Chloride	0.0025	U
56-23-5	Carbon Tetrachloride	0.0025	U	1330-20-7	Xylenes (Total)	0.0012	U

Worksheet #: 429188

Total Target Concentration 0

ColumnID: (^) Indicates results from 2nd column

U - Indicates the compound was analyzed but not detected.
B - Indicates the analyte was found in the blank as well as in the sample.
E - Indicates the analyte concentration exceeds the calibration range of the instrument.

R - Retention Time Out
J - Indicates an estimated value when a compound is detected at less than the specified detection limit.
d - Pesticide %Diff>40% between columns due to coelution. Lower concentration usea
Chlordane (Total) is sum of a-Chlordane and y-Chlordane.

Quantitation Report (QT Reviewed)

7062727 0048

SampleID : AC98694-002 Operator : SG Qt Meth : 6M_S0615.M
Data File: 6M55463.D Sam Mult : 1 Vial# : 16 Qt On : 06/29/17 14:12
Acq On : 06/29/17 11:31 Misc : S,5G!5 Qt Upd On: 06/15/17 17:02

Data Path : G:\GcMsData\2017\GCMS_6\Data\06-29-17\
Qt Path : G:\GcMsData\2017\GCMS_6\MethodQt\
Qt Resp Via : Initial Calibration

Compound	R.T.	QIon	Response	Conc	Units	Dev(Min)
Internal Standards						
4) Fluorobenzene	4.751	96	185057	30.00	ug/l	0.00
52) Chlorobenzene-d5	6.322	117	100404	30.00	ug/l	0.00
70) 1,4-Dichlorobenzene-d4	7.568	152	37495	30.00	ug/l	0.00
System Monitoring Compounds						
37) Dibromofluoromethane	4.365	111	50499	34.18	ug/l	0.00
Spiked Amount 30.000			Recovery = 113.93%			
39) 1,2-Dichloroethane-d4	4.570	67	19558	30.03	ug/l	0.00
Spiked Amount 30.000			Recovery = 100.10%			
66) Toluene-d8	5.575	98	156401	27.74	ug/l	0.00
Spiked Amount 30.000			Recovery = 92.47%			
76) Bromofluorobenzene	6.936	174	38239	32.54	ug/l	0.00
Spiked Amount 30.000			Recovery = 108.47%			

Target Compounds Qvalue

(#) = qualifier out of range (m) = manual integration (+) = signals summed

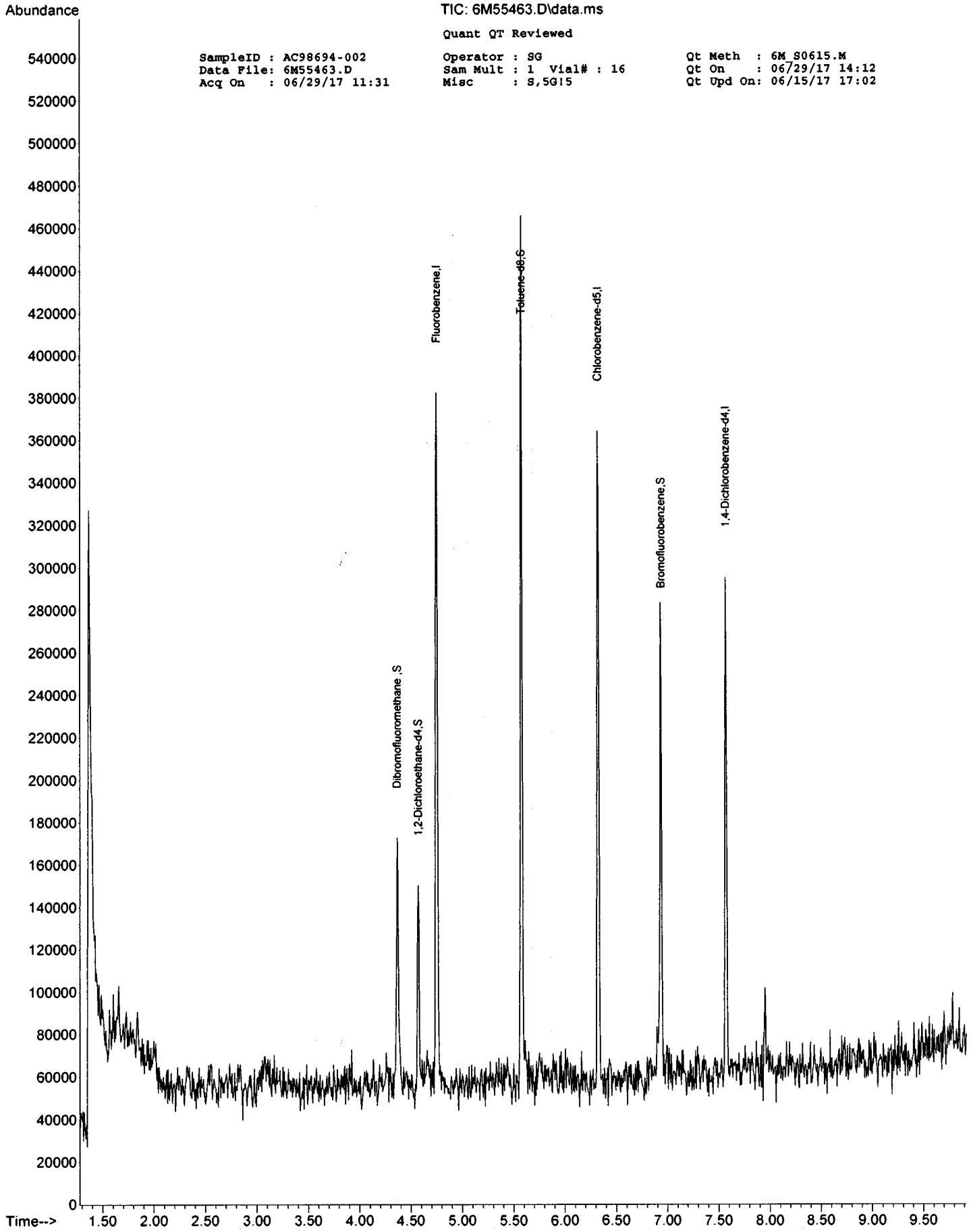
Abundance
TIC: 6M55463.D\data.ms
Quant QT Reviewed
SampleID : AC98694-002
Data File: 6M55463.D
Acq On : 06/29/17 11:31
Operator : SG
Sam Mult : 1 Vial# : 16
Misc : S,5G!5
Qt Meth : 6M_S0615.M
Qt On : 06/29/17 14:12
Qt Upd On: 06/15/17 17:02
Dibromofluoromethane ,S
1,2-Dichloroethane-d4,S
Fluorobenzene,I
Toluene-d8,S
Chlorobenzene-d5,I
Bromofluorobenzene,S
1,4-Dichlorobenzene-d4,I
Time-->

Form1

ORGANICS VOLATILE REPORT

Sample Number: AC98694-003
Client Id: SB-8B
Data File: 6M55464.D
Analysis Date: 06/29/17 11:48
Date Rec/Extracted: 06/27/17-NA
Column: DB-624 25M 0.200mm ID 1.12um film

Method: EPA 8260C
Matrix: Soil
Initial Vol: 5.78g
Final Vol: NA
Dilution: 0.865
Solids: 85

Units: mg/Kg

Cas #	Compound	RL	Conc	Cas #	Compound	RL	Conc
71-55-6	1,1,1-Trichloroethane	0.0020	U	108-90-7	Chlorobenzene	0.0020	U
79-34-5	1,1,2,2-Tetrachloroethane	0.0020	U	75-00-3	Chloroethane	0.0020	U
76-13-1	1,1,2-Trichloro-1,2,2-trifluor	0.0020	U	67-66-3	Chloroform	0.0020	U
79-00-5	1,1,2-Trichloroethane	0.0020	U	74-87-3	Chloromethane	0.0020	U
75-34-3	1,1-Dichloroethane	0.0020	U	156-59-2	cis-1,2-Dichloroethene	0.0020	U
75-35-4	1,1-Dichloroethene	0.0020	U	10061-01-5	cis-1,3-Dichloropropene	0.0020	U
87-61-6	1,2,3-Trichlorobenzene	0.0020	U	110-82-7	Cyclohexane	0.0020	U
120-82-1	1,2,4-Trichlorobenzene	0.0020	U	124-48-1	Dibromochloromethane	0.0020	U
95-63-6	1,2,4-Trimethylbenzene	0.0010	U	75-71-8	Dichlorodifluoromethane	0.0020	U
96-12-8	1,2-Dibromo-3-Chloropropa	0.0020	U	100-41-4	Ethylbenzene	0.0010	U
106-93-4	1,2-Dibromoethane	0.0010	U	98-82-8	Isopropylbenzene	0.0010	U
95-50-1	1,2-Dichlorobenzene	0.0020	U	79601-23-1	m&p-Xylenes	0.0010	U
107-06-2	1,2-Dichloroethane	0.0020	U	79-20-9	Methyl Acetate	0.0020	U
78-87-5	1,2-Dichloropropane	0.0020	U	108-87-2	Methylcyclohexane	0.0020	U
108-67-8	1,3,5-Trimethylbenzene	0.0010	U	75-09-2	Methylene Chloride	0.0020	U
541-73-1	1,3-Dichlorobenzene	0.0020	U	1634-04-4	Methyl-t-butyl ether	0.0010	U
106-46-7	1,4-Dichlorobenzene	0.0020	U	104-51-8	n-Butylbenzene	0.0010	U
123-91-1	1,4-Dioxane	0.10	U	103-65-1	n-Propylbenzene	0.0010	U
78-93-3	2-Butanone	0.0020	U	95-47-6	o-Xylene	0.0010	U
591-78-6	2-Hexanone	0.0020	U	135-98-8	sec-Butylbenzene	0.0010	U
99-87-6	4-Isopropyltoluene	0.0010	U	100-42-5	Styrene	0.0020	U
108-10-1	4-Methyl-2-Pentanone	0.0020	U	98-06-6	t-Butylbenzene	0.0010	U
67-64-1	Acetone	0.010	U	127-18-4	Tetrachloroethene	0.0020	U
71-43-2	Benzene	0.0010	U	108-88-3	Toluene	0.0010	U
74-97-5	Bromochloromethane	0.0020	U	156-60-5	trans-1,2-Dichloroethene	0.0020	U
75-27-4	Bromodichloromethane	0.0020	U	10061-02-6	trans-1,3-Dichloropropene	0.0020	U
75-25-2	Bromoform	0.0020	U	79-01-6	Trichloroethene	0.0020	U
74-83-9	Bromomethane	0.0020	U	75-69-4	Trichlorofluoromethane	0.0020	U
75-15-0	Carbon Disulfide	0.0020	U	75-01-4	Vinyl Chloride	0.0020	U
56-23-5	Carbon Tetrachloride	0.0020	U	1330-20-7	Xylenes (Total)	0.0010	U

Worksheet #: 429188

Total Target Concentration 0

ColumnID: (^) Indicates results from 2nd column

U - Indicates the compound was analyzed but not detected.
B - Indicates the analyte was found in the blank as well as in the sample.
E - Indicates the analyte concentration exceeds the calibration range of the instrument.

R - Retention Time Out
J - Indicates an estimated value when a compound is detected at less than the specified detection limit.
d - Pesticide %Diff>40% between columns due to coelution. Lower concentration usea
Chlordane (Total) is sum of a-Chlordane and y-Chlordane.

Quantitation Report (QT Reviewed)

7062727 0051

SampleID : AC98694-003 Operator : SG Qt Meth : 6M_S06I5.M
Data File: 6M55464.D Sam Mult : 1 Vial# : 17 Qt On : 06/29/17 14:12
Acq On : 06/29/17 11:48 Misc : S,5G!5 Qt Upd On: 06/15/17 17:02

Data Path : G:\GcMsData\2017\GCMS_6\Data\06-29-17\
Qt Path : G:\GcMsData\2017\GCMS_6\MethodQt\
Qt Resp Via : Initial Calibration

Compound	R.T.	QIon	Response	Conc	Units	Dev(Min)
Internal Standards						
4) Fluorobenzene	4.751	96	182604	30.00	ug/l	0.00
52) Chlorobenzene-d5	6.328	117	89381	30.00	ug/l	0.00
70) 1,4-Dichlorobenzene-d4	7.568	152	34803	30.00	ug/l	0.00
System Monitoring Compounds						
37) Dibromofluoromethane	4.371	111	41328	28.34	ug/l	0.00
Spiked Amount 30.000			Recovery = 94.47%			
39) 1,2-Dichloroethane-d4	4.570	67	20578	32.02	ug/l	0.00
Spiked Amount 30.000			Recovery = 106.73%			
66) Toluene-d8	5.576	98	153698	30.63	ug/l	0.00
Spiked Amount 30.000			Recovery = 102.10%			
76) Bromofluorobenzene	6.936	174	33684	30.88	ug/l	0.00
Spiked Amount 30.000			Recovery = 102.93%			

Target Compounds Qvalue

(#) = qualifier out of range (m) = manual integration (+) = signals summed

16

TIC: 6M55464.D\data.ms

Quant QT Reviewed

SampleID : AC98694-003
Data File: 6M55464.D
Acq On : 06/29/17 11:48

Operator : SG
Sam Mult : 1 Vial# : 17
Misc : S,5G15

Qt Meth : 6M_S0615.M
Qt On : 06/29/17 14:12
Qt Upd On: 06/15/17 17:02

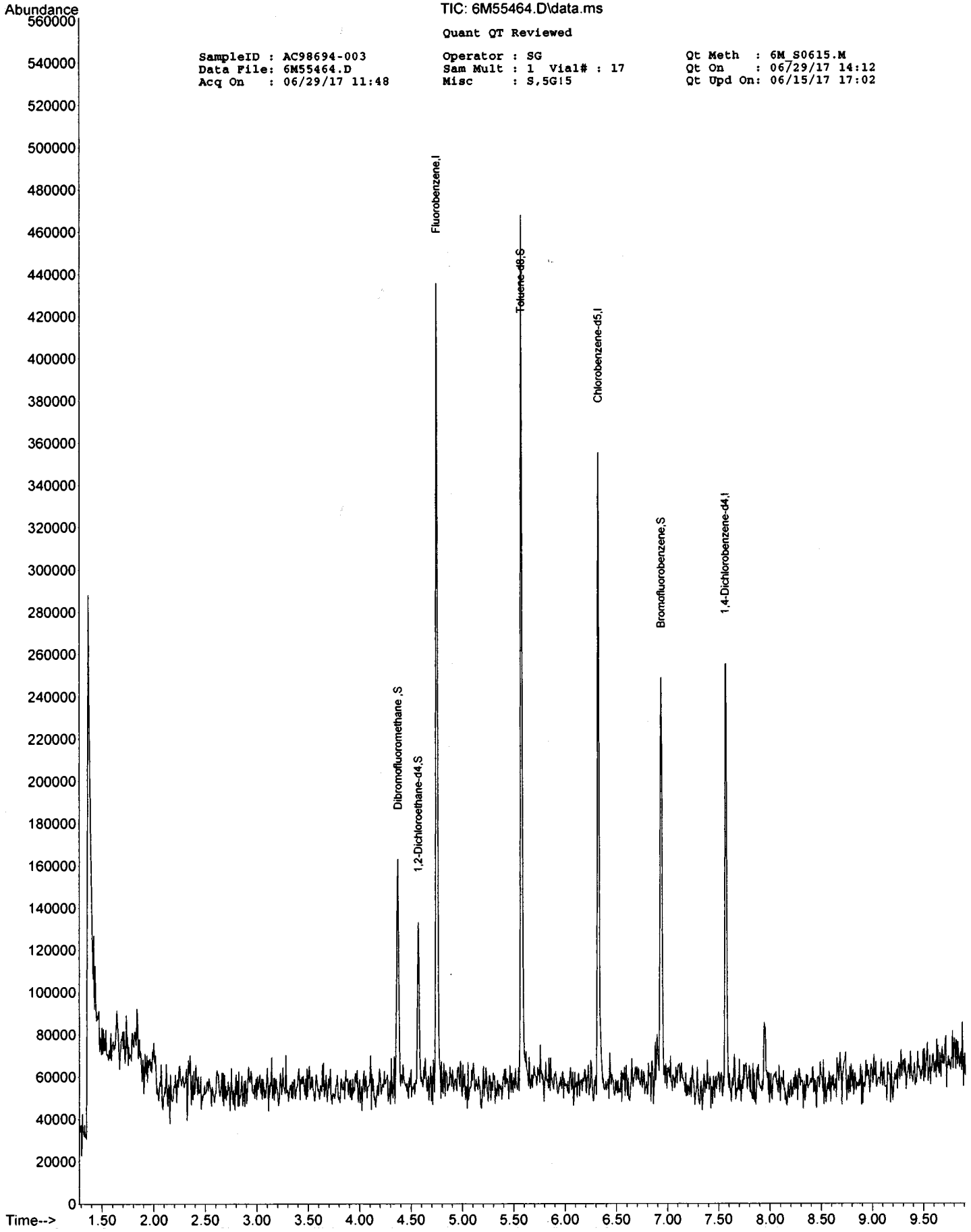

Form1

ORGANICS VOLATILE REPORT

Sample Number: AC98694-004
Client Id: SB-15
Data File: 6M55465.D
Analysis Date: 06/29/17 12:04
Date Rec/Extracted: 06/27/17-NA
Column: DB-624 25M 0.200mm ID 1.12um film

Method: EPA 8260C
Matrix: Soil
Initial Vol: 4.09g
Final Vol: NA
Dilution: 1.22
Solids: 86

Units: mg/Kg

Cas #	Compound	RL	Conc	Cas #	Compound	RL	Conc
71-55-6	1,1,1-Trichloroethane	0.0028	U	108-90-7	Chlorobenzene	0.0028	U
79-34-5	1,1,2,2-Tetrachloroethane	0.0028	U	75-00-3	Chloroethane	0.0028	U
76-13-1	1,1,2-Trichloro-1,2,2-trifluor	0.0028	U	67-66-3	Chloroform	0.0028	U
79-00-5	1,1,2-Trichloroethane	0.0028	U	74-87-3	Chloromethane	0.0028	U
75-34-3	1,1-Dichloroethane	0.0028	U	156-59-2	cis-1,2-Dichloroethene	0.0028	U
75-35-4	1,1-Dichloroethene	0.0028	U	10061-01-5	cis-1,3-Dichloropropene	0.0028	U
87-61-6	1,2,3-Trichlorobenzene	0.0028	U	110-82-7	Cyclohexane	0.0028	U
120-82-1	1,2,4-Trichlorobenzene	0.0028	U	124-48-1	Dibromochloromethane	0.0028	U
95-63-6	1,2,4-Trimethylbenzene	0.0014	U	75-71-8	Dichlorodifluoromethane	0.0028	U
96-12-8	1,2-Dibromo-3-Chloropropa	0.0028	U	100-41-4	Ethylbenzene	0.0014	U
106-93-4	1,2-Dibromoethane	0.0014	U	98-82-8	Isopropylbenzene	0.0014	U
95-50-1	1,2-Dichlorobenzene	0.0028	U	79601-23-1	m&p-Xylenes	0.0014	U
107-06-2	1,2-Dichloroethane	0.0028	U	79-20-9	Methyl Acetate	0.0028	U
78-87-5	1,2-Dichloropropane	0.0028	U	108-87-2	Methylcyclohexane	0.0028	U
108-67-8	1,3,5-Trimethylbenzene	0.0014	U	75-09-2	Methylene Chloride	0.0028	U
541-73-1	1,3-Dichlorobenzene	0.0028	U	1634-04-4	Methyl-t-butyl ether	0.0014	U
106-46-7	1,4-Dichlorobenzene	0.0028	U	104-51-8	n-Butylbenzene	0.0014	U
123-91-1	1,4-Dioxane	0.14	U	103-65-1	n-Propylbenzene	0.0014	U
78-93-3	2-Butanone	0.0028	U	95-47-6	o-Xylene	0.0014	U
591-78-6	2-Hexanone	0.0028	U	135-98-8	sec-Butylbenzene	0.0014	U
99-87-6	4-Isopropyltoluene	0.0014	U	100-42-5	Styrene	0.0028	U
108-10-1	4-Methyl-2-Pentanone	0.0028	U	98-06-6	t-Butylbenzene	0.0014	U
67-64-1	Acetone	0.014	U	**127-18-4**	**Tetrachloroethene**	**0.0028**	**0.0028**
71-43-2	Benzene	0.0014	U	108-88-3	Toluene	0.0014	U
74-97-5	Bromochloromethane	0.0028	U	156-60-5	trans-1,2-Dichloroethene	0.0028	U
75-27-4	Bromodichloromethane	0.0028	U	10061-02-6	trans-1,3-Dichloropropene	0.0028	U
75-25-2	Bromoform	0.0028	U	79-01-6	Trichloroethene	0.0028	U
74-83-9	Bromomethane	0.0028	U	75-69-4	Trichlorofluoromethane	0.0028	U
75-15-0	Carbon Disulfide	0.0028	U	75-01-4	Vinyl Chloride	0.0028	U
56-23-5	Carbon Tetrachloride	0.0028	U	1330-20-7	Xylenes (Total)	0.0014	U

Worksheet #: 429188

Total Target Concentration 0.0028

ColumnID: (^) Indicates results from 2nd column

U - Indicates the compound was analyzed but not detected.
B - Indicates the analyte was found in the blank as well as in the sample.
E - Indicates the analyte concentration exceeds the calibration range of the instrument.

R - Retention Time Out
J - Indicates an estimated value when a compound is detected at less than the specified detection limit.
d - Pesticide %Diff>40% between columns due to coelution. Lower concentration usea

Chlordane (Total) is sum of a-Chlordane and y-Chlordane.

Quantitation Report (QT Reviewed)

7062727 0054

SampleID : AC98694-004 Operator : SG Qt Meth : 6M_S0615.M
Data File: 6M55465.D Sam Mult : 1 Vial# : 18 Qt On : 06/29/17 14:12
Acq On : 06/29/17 12:04 Misc : S,5G!5 Qt Upd On: 06/15/17 17:02

Data Path : G:\GcMsData\2017\GCMS_6\Data\06-29-17\
Qt Path : G:\GcMsData\2017\GCMS_6\MethodQt\
Qt Resp Via : Initial Calibration

Compound	R.T.	QIon	Response	Conc	Units	Dev(Min)
Internal Standards						
4) Fluorobenzene	4.750	96	173725	30.00	ug/l	0.00
52) Chlorobenzene-d5	6.327	117	87556	30.00	ug/l	0.00
70) 1,4-Dichlorobenzene-d4	7.574	152	38090	30.00	ug/l	0.00
System Monitoring Compounds						
37) Dibromofluoromethane	4.371	111	43849	31.61	ug/l	0.00
Spiked Amount 30.000			Recovery = 105.37%			
39) 1,2-Dichloroethane-d4	4.575	67	20463	33.47	ug/l	0.00
Spiked Amount 30.000			Recovery = 111.57%			
66) Toluene-d8	5.581	98	154405	31.41	ug/l	0.00
Spiked Amount 30.000			Recovery = 104.70%			
76) Bromofluorobenzene	6.941	174	30698	25.72	ug/l	0.00
Spiked Amount 30.000			Recovery = 85.73%			
Target Compounds						Qvalue
65) Tetrachloroethene	5.900	164	6215	2.0003	ug/l	57

(#) = qualifier out of range (m) = manual integration (+) = signals summed

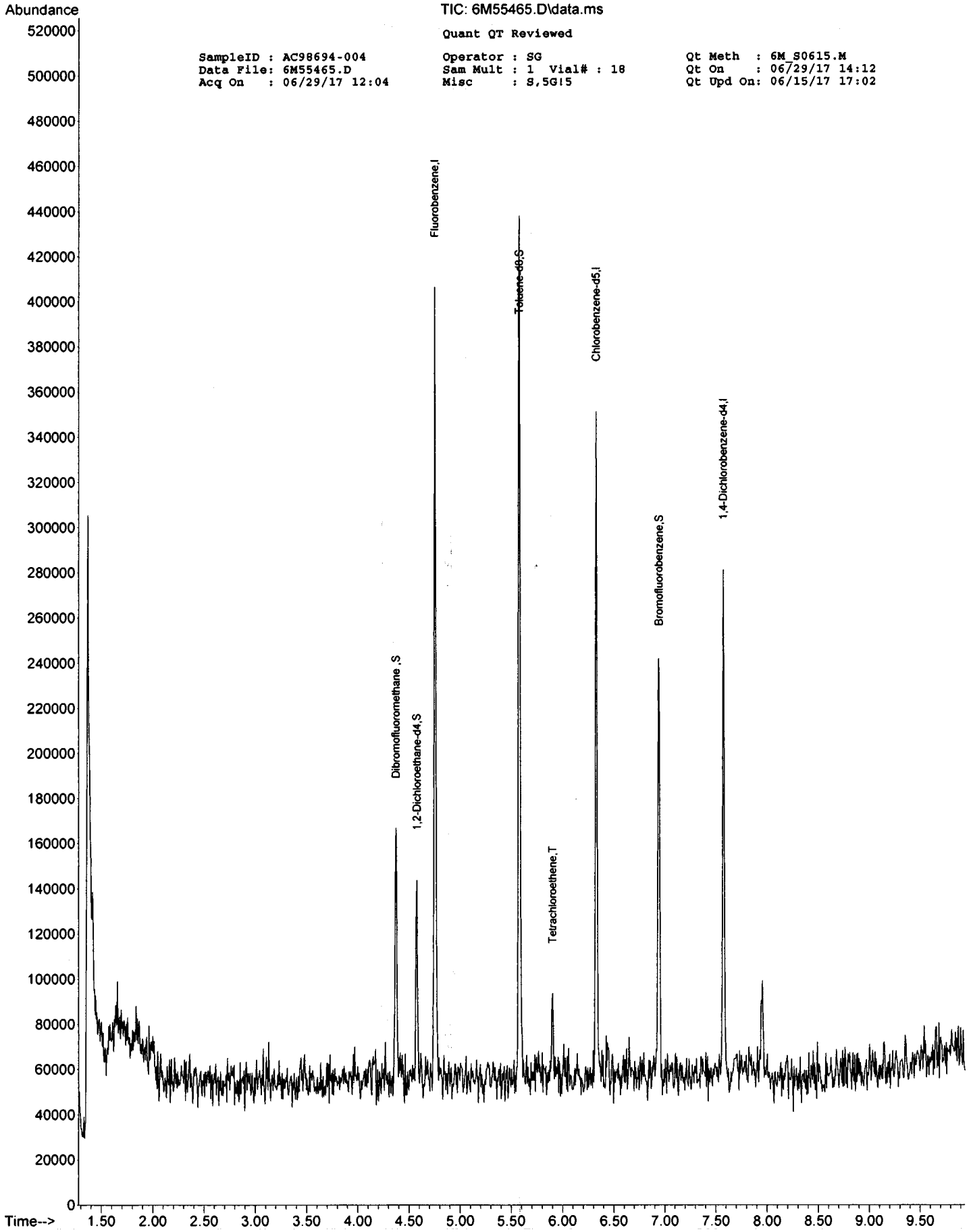
Abundance
TIC: 6M55465.D\data.ms
Quant QT Reviewed
SampleID : AC98694-004
Data File: 6M55465.D
Acq On : 06/29/17 12:04
Operator : SG
Sam Mult : 1 Vial# : 18
Misc : S,5G!5
Qt Meth : 6M_S0615.M
Qt On : 06/29/17 14:12
Qt Upd On: 06/15/17 17:02
Dibromofluoromethane,S
1,2-Dichloroethane-d4,S
Fluorobenzene,I
Toluene-d8,S
Tetrachloroethene,T
Chlorobenzene-d5,I
Bromofluorobenzene,S
1,4-Dichlorobenzene-d4,I
Time-->

Form1

ORGANICS VOLATILE REPORT

Sample Number: AC98694-005
Client Id: SB-9A
Data File: 6M55466.D
Analysis Date: 06/29/17 12:21
Date Rec/Extracted: 06/27/17-NA
Column: DB-624 25M 0.200mm ID 1.12um film

Method: EPA 8260C
Matrix: Soil
Initial Vol: 4.67g
Final Vol: NA
Dilution: 1.07
Solids: 85

Units: mg/Kg

Cas #	Compound	RL	Conc	Cas #	Compound	RL	Conc
71-55-6	1,1,1-Trichloroethane	0.0025	U	108-90-7	Chlorobenzene	0.0025	U
79-34-5	1,1,2,2-Tetrachloroethane	0.0025	U	75-00-3	Chloroethane	0.0025	U
76-13-1	1,1,2-Trichloro-1,2,2-trifluor	0.0025	U	67-66-3	Chloroform	0.0025	U
79-00-5	1,1,2-Trichloroethane	0.0025	U	74-87-3	Chloromethane	0.0025	U
75-34-3	1,1-Dichloroethane	0.0025	U	156-59-2	cis-1,2-Dichloroethene	0.0025	U
75-35-4	1,1-Dichloroethene	0.0025	U	10061-01-5	cis-1,3-Dichloropropene	0.0025	U
87-61-6	1,2,3-Trichlorobenzene	0.0025	U	110-82-7	Cyclohexane	0.0025	U
120-82-1	1,2,4-Trichlorobenzene	0.0025	U	124-48-1	Dibromochloromethane	0.0025	U
95-63-6	1,2,4-Trimethylbenzene	0.0013	U	75-71-8	Dichlorodifluoromethane	0.0025	U
96-12-8	1,2-Dibromo-3-Chloropropa	0.0025	U	100-41-4	Ethylbenzene	0.0013	U
106-93-4	1,2-Dibromoethane	0.0013	U	98-82-8	Isopropylbenzene	0.0013	U
95-50-1	1,2-Dichlorobenzene	0.0025	U	79601-23-1	m&p-Xylenes	0.0013	U
107-06-2	1,2-Dichloroethane	0.0025	U	79-20-9	Methyl Acetate	0.0025	U
78-87-5	1,2-Dichloropropane	0.0025	U	108-87-2	Methylcyclohexane	0.0025	U
108-67-8	1,3,5-Trimethylbenzene	0.0013	U	75-09-2	Methylene Chloride	0.0025	U
541-73-1	1,3-Dichlorobenzene	0.0025	U	1634-04-4	Methyl-t-butyl ether	0.0013	U
106-46-7	1,4-Dichlorobenzene	0.0025	U	104-51-8	n-Butylbenzene	0.0013	U
123-91-1	1,4-Dioxane	0.13	U	103-65-1	n-Propylbenzene	0.0013	U
78-93-3	2-Butanone	0.0025	U	95-47-6	o-Xylene	0.0013	U
591-78-6	2-Hexanone	0.0025	U	135-98-8	sec-Butylbenzene	0.0013	U
99-87-6	4-Isopropyltoluene	0.0013	U	100-42-5	Styrene	0.0025	U
108-10-1	4-Methyl-2-Pentanone	0.0025	U	98-06-6	t-Butylbenzene	0.0013	U
67-64-1	Acetone	0.013	U	127-18-4	Tetrachloroethene	0.0025	U
71-43-2	Benzene	0.0013	U	108-88-3	Toluene	0.0013	U
74-97-5	Bromochloromethane	0.0025	U	156-60-5	trans-1,2-Dichloroethene	0.0025	U
75-27-4	Bromodichloromethane	0.0025	U	10061-02-6	trans-1,3-Dichloropropene	0.0025	U
75-25-2	Bromoform	0.0025	U	79-01-6	Trichloroethene	0.0025	U
74-83-9	Bromomethane	0.0025	U	75-69-4	Trichlorofluoromethane	0.0025	U
75-15-0	Carbon Disulfide	0.0025	U	75-01-4	Vinyl Chloride	0.0025	U
56-23-5	Carbon Tetrachloride	0.0025	U	1330-20-7	Xylenes (Total)	0.0013	U

Worksheet #: 429188

Total Target Concentration 0

ColumnID: (^) Indicates results from 2nd column

U - Indicates the compound was analyzed but not detected.
B - Indicates the analyte was found in the blank as well as in the sample.
E - Indicates the analyte concentration exceeds the calibration range of the instrument.
R - Retention Time Out
J - Indicates an estimated value when a compound is detected at less than the specified detection limit.
d - Pesticide %Diff>40% between columns due to coelution. Lower concentration usea
Chlordane (Total) is sum of a-Chlordane and y-Chlordane.

Quantitation Report (QT Reviewed)

7062727 0057

SampleID : AC98694-005 Operator : SG Qt Meth : 6M_S0615.M
Data File: 6M55466.D Sam Mult : 1 Vial# : 19 Qt On : 06/29/17 14:12
Acq On : 06/29/17 12:21 Misc : S,5G!5 Qt Upd On: 06/15/17 17:02

Data Path : G:\GcMsData\2017\GCMS_6\Data\06-29-17\
Qt Path : G:\GcMsData\2017\GCMS_6\MethodQt\
Qt Resp Via : Initial Calibration

Compound	R.T.	QIon	Response	Conc	Units	Dev(Min)
Internal Standards						
4) Fluorobenzene	4.752	96	176929	30.00	ug/l	0.00
52) Chlorobenzene-d5	6.329	117	100073	30.00	ug/l	0.00
70) 1,4-Dichlorobenzene-d4	7.582	152	39747	30.00	ug/l	0.01
System Monitoring Compounds						
37) Dibromofluoromethane	4.373	111	50659	35.86	ug/l	0.00
Spiked Amount 30.000			Recovery = 119.53%			
39) 1,2-Dichloroethane-d4	4.577	67	24471	39.30	ug/l	0.00
Spiked Amount 30.000			Recovery = 131.00%			
66) Toluene-d8	5.583	98	164693	29.31	ug/l	0.00
Spiked Amount 30.000			Recovery = 97.70%			
76) Bromofluorobenzene	6.937	174	35663	28.63	ug/l	0.00
Spiked Amount 30.000			Recovery = 95.43%			

Target Compounds Qvalue

(#) = qualifier out of range (m) = manual integration (+) = signals summed

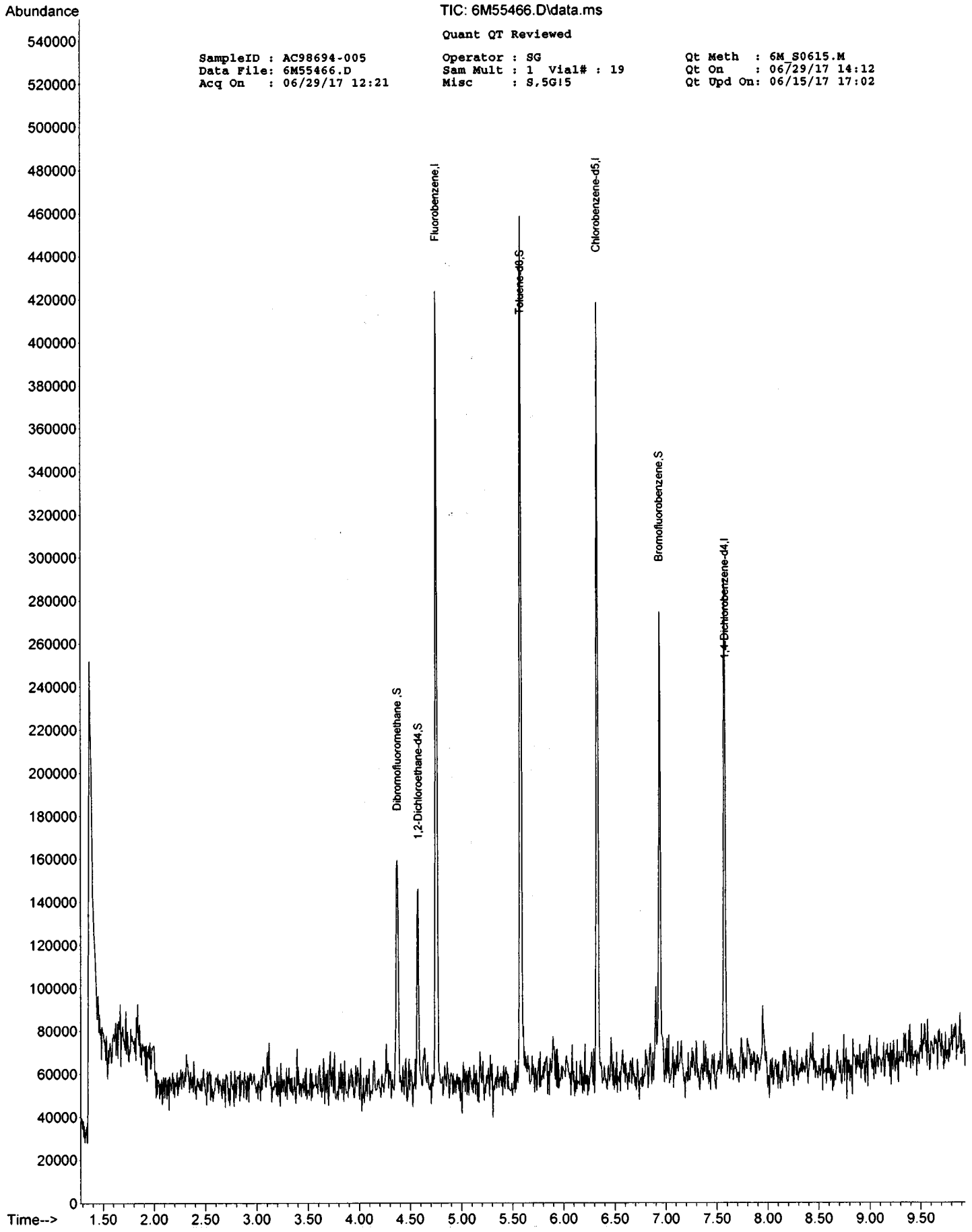
Abundance
TIC: 6M55466.D\data.ms
Quant QT Reviewed
SampleID : AC98694-005
Data File: 6M55466.D
Acq On : 06/29/17 12:21
Operator : SG
Sam Mult : 1 Vial# : 19
Misc : S,5G!5
Qt Meth : 6M_S0615.M
Qt On : 06/29/17 14:12
Qt Upd On: 06/15/17 17:02
Dibromofluoromethane ,S
1,2-Dichloroethane-d4,S
Fluorobenzene,I
Toluene-d8,S
Chlorobenzene-d5,I
Bromofluorobenzene,S
1,4-Dichlorobenzene-d4,I
Time-->

Form1

ORGANICS VOLATILE REPORT

Sample Number: AC98694-006
Client Id: SB-9B
Data File: 6M55467.D
Analysis Date: 06/29/17 12:38
Date Rec/Extracted: 06/27/17-NA
Column: DB-624 25M 0.200mm ID 1.12um film

Method: EPA 8260C
Matrix: Soil
Initial Vol: 5.53g
Final Vol: NA
Dilution: 0.904
Solids: 86

Units: mg/Kg

Cas #	Compound	RL	Conc	Cas #	Compound	RL	Conc
71-55-6	1,1,1-Trichloroethane	0.0021	U	108-90-7	Chlorobenzene	0.0021	U
79-34-5	1,1,2,2-Tetrachloroethane	0.0021	U	75-00-3	Chloroethane	0.0021	U
76-13-1	1,1,2-Trichloro-1,2,2-trifluor	0.0021	U	67-66-3	Chloroform	0.0021	U
79-00-5	1,1,2-Trichloroethane	0.0021	U	74-87-3	Chloromethane	0.0021	U
75-34-3	1,1-Dichloroethane	0.0021	U	156-59-2	cis-1,2-Dichloroethene	0.0021	U
75-35-4	1,1-Dichloroethene	0.0021	U	10061-01-5	cis-1,3-Dichloropropene	0.0021	U
87-61-6	1,2,3-Trichlorobenzene	0.0021	U	110-82-7	Cyclohexane	0.0021	U
120-82-1	1,2,4-Trichlorobenzene	0.0021	U	124-48-1	Dibromochloromethane	0.0021	U
95-63-6	1,2,4-Trimethylbenzene	0.0011	U	75-71-8	Dichlorodifluoromethane	0.0021	U
96-12-8	1,2-Dibromo-3-Chloropropa	0.0021	U	100-41-4	Ethylbenzene	0.0011	U
106-93-4	1,2-Dibromoethane	0.0011	U	98-82-8	Isopropylbenzene	0.0011	U
95-50-1	1,2-Dichlorobenzene	0.0021	U	79601-23-1	m&p-Xylenes	0.0011	U
107-06-2	1,2-Dichloroethane	0.0021	U	79-20-9	Methyl Acetate	0.0021	U
78-87-5	1,2-Dichloropropane	0.0021	U	108-87-2	Methylcyclohexane	0.0021	U
108-67-8	1,3,5-Trimethylbenzene	0.0011	U	75-09-2	Methylene Chloride	0.0021	U
541-73-1	1,3-Dichlorobenzene	0.0021	U	1634-04-4	Methyl-t-butyl ether	0.0011	U
106-46-7	1,4-Dichlorobenzene	0.0021	U	104-51-8	n-Butylbenzene	0.0011	U
123-91-1	1,4-Dioxane	0.11	U	103-65-1	n-Propylbenzene	0.0011	U
78-93-3	2-Butanone	0.0021	U	95-47-6	o-Xylene	0.0011	U
591-78-6	2-Hexanone	0.0021	U	135-98-8	sec-Butylbenzene	0.0011	U
99-87-6	4-Isopropyltoluene	0.0011	U	100-42-5	Styrene	0.0021	U
108-10-1	4-Methyl-2-Pentanone	0.0021	U	98-06-6	t-Butylbenzene	0.0011	U
67-64-1	Acetone	0.011	U	127-18-4	Tetrachloroethene	0.0021	U
71-43-2	Benzene	0.0011	U	108-88-3	Toluene	0.0011	U
74-97-5	Bromochloromethane	0.0021	U	156-60-5	trans-1,2-Dichloroethene	0.0021	U
75-27-4	Bromodichloromethane	0.0021	U	10061-02-6	trans-1,3-Dichloropropene	0.0021	U
75-25-2	Bromoform	0.0021	U	79-01-6	Trichloroethene	0.0021	U
74-83-9	Bromomethane	0.0021	U	75-69-4	Trichlorofluoromethane	0.0021	U
75-15-0	Carbon Disulfide	0.0021	U	75-01-4	Vinyl Chloride	0.0021	U
56-23-5	Carbon Tetrachloride	0.0021	U	1330-20-7	Xylenes (Total)	0.0011	U

Worksheet #: 429188

Total Target Concentration 0

ColumnID: (^) Indicates results from 2nd column

U - Indicates the compound was analyzed but not detected.
B - Indicates the analyte was found in the blank as well as in the sample.
E - Indicates the analyte concentration exceeds the calibration range of the instrument.
R - Retention Time Out
J - Indicates an estimated value when a compound is detected at less than the specified detection limit.
d - Pesticide %Diff>40% between columns due to coelution. Lower concentration usea
Chlordane (Total) is sum of a-Chlordane and y-Chlordane.

Quantitation Report (QT Reviewed)

7062727 0060

SampleID : AC98694-006 Operator : SG Qt Meth : 6M_S0615.M
Data File: 6M55467.D Sam Mult : 1 Vial# : 20 Qt On : 06/29/17 14:12
Acq On : 06/29/17 12:38 Misc : S,5G!5 Qt Upd On: 06/15/17 17:02

Data Path : G:\GcMsData\2017\GCMS_6\Data\06-29-17\
Qt Path : G:\GcMsData\2017\GCMS_6\MethodQt\
Qt Resp Via : Initial Calibration

Compound	R.T.	QIon	Response	Conc Units	Dev(Min)
Internal Standards					
4) Fluorobenzene	4.752	96	174439	30.00 ug/l	0.00
52) Chlorobenzene-d5	6.323	117	93713	30.00 ug/l	0.00
70) 1,4-Dichlorobenzene-d4	7.569	152	37534	30.00 ug/l	0.00
System Monitoring Compounds					
37) Dibromofluoromethane	4.372	111	40632	29.17 ug/l	0.00
Spiked Amount 30.000			Recovery = 97.23%		
39) 1,2-Dichloroethane-d4	4.571	67	17125	27.90 ug/l	0.00
Spiked Amount 30.000			Recovery = 93.00%		
66) Toluene-d8	5.576	98	153981	29.27 ug/l	0.00
Spiked Amount 30.000			Recovery = 97.57%		
76) Bromofluorobenzene	6.931	174	31301	26.61 ug/l	0.00
Spiked Amount 30.000			Recovery = 88.70%		

Target Compounds Qvalue

(#) = qualifier out of range (m) = manual integration (+) = signals summed

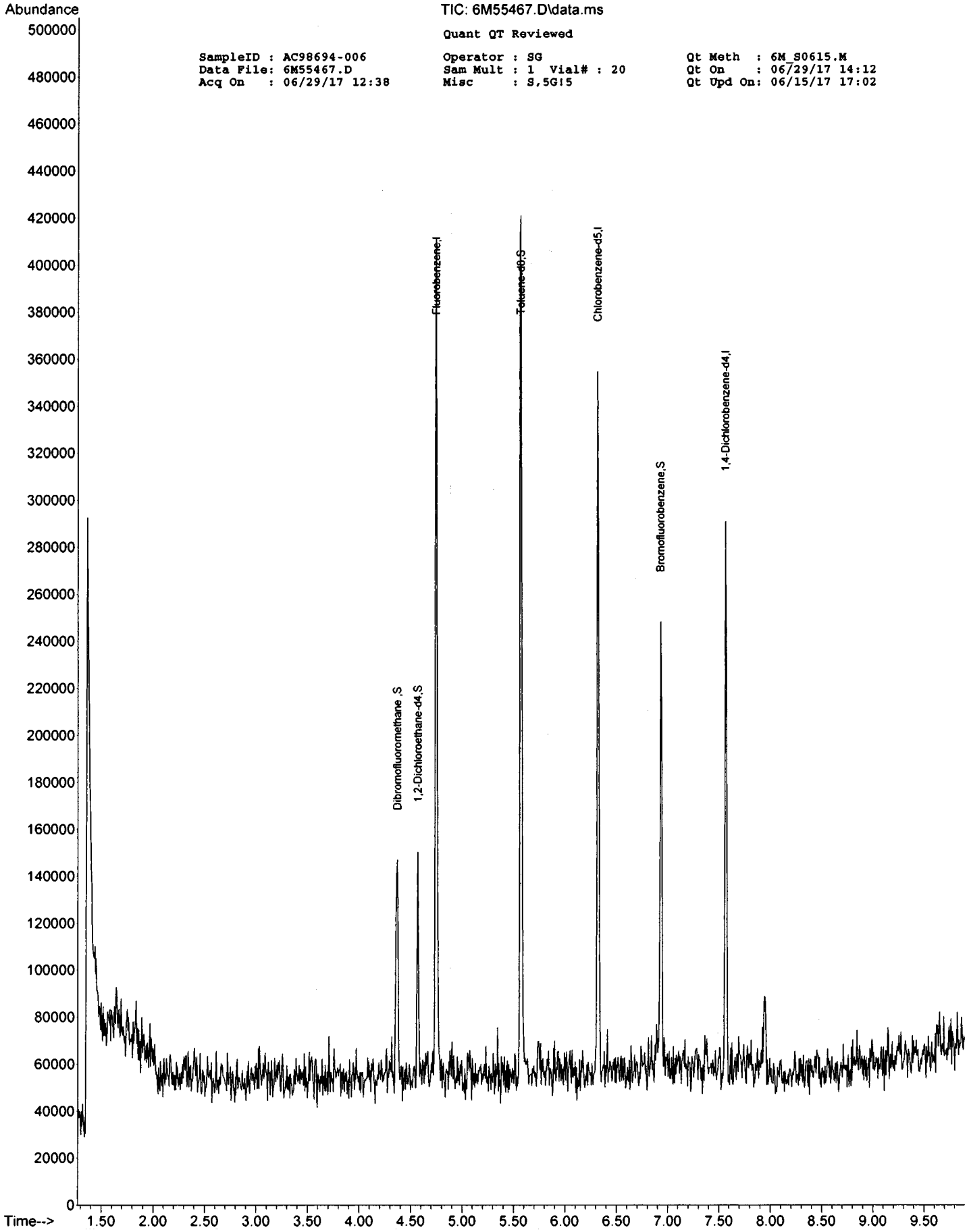
Abundance
TIC: 6M55467.D\data.ms
Quant QT Reviewed
SampleID : AC98694-006
Data File: 6M55467.D
Acq On : 06/29/17 12:38
Operator : SG
Sam Mult : 1 Vial# : 20
Misc : S,5G!5
Qt Meth : 6M_S0615.M
Qt On : 06/29/17 14:12
Qt Upd On: 06/15/17 17:02
Dibromofluoromethane ,S
1,2-Dichloroethane-d4,S
Fluorobenzene,I
Toluene-d8,S
Chlorobenzene-d5,I
Bromofluorobenzene,S
1,4-Dichlorobenzene-d4,I
Time-->

Form1

ORGANICS VOLATILE REPORT

Sample Number: AC98694-007
Client Id: SB-16
Data File: 6M55468.D
Analysis Date: 06/29/17 12:54
Date Rec/Extracted: 06/27/17-NA
Column: DB-624 25M 0.200mm ID 1.12um film

Method: EPA 8260C
Matrix: Soil
Initial Vol: 5.22g
Final Vol: NA
Dilution: 0.958
Solids: 88

Units: mg/Kg

Cas #	Compound	RL	Conc	Cas #	Compound	RL	Conc
71-55-6	1,1,1-Trichloroethane	0.0022	U	108-90-7	Chlorobenzene	0.0022	U
79-34-5	1,1,2,2-Tetrachloroethane	0.0022	U	75-00-3	Chloroethane	0.0022	U
76-13-1	1,1,2-Trichloro-1,2,2-trifluor	0.0022	U	67-66-3	Chloroform	0.0022	U
79-00-5	1,1,2-Trichloroethane	0.0022	U	74-87-3	Chloromethane	0.0022	U
75-34-3	1,1-Dichloroethane	0.0022	U	156-59-2	cis-1,2-Dichloroethene	0.0022	U
75-35-4	1,1-Dichloroethene	0.0022	U	10061-01-5	cis-1,3-Dichloropropene	0.0022	U
87-61-6	1,2,3-Trichlorobenzene	0.0022	U	110-82-7	Cyclohexane	0.0022	U
120-82-1	1,2,4-Trichlorobenzene	0.0022	U	124-48-1	Dibromochloromethane	0.0022	U
95-63-6	1,2,4-Trimethylbenzene	0.0011	U	75-71-8	Dichlorodifluoromethane	0.0022	U
96-12-8	1,2-Dibromo-3-Chloropropa	0.0022	U	100-41-4	Ethylbenzene	0.0011	U
106-93-4	1,2-Dibromoethane	0.0011	U	98-82-8	Isopropylbenzene	0.0011	U
95-50-1	1,2-Dichlorobenzene	0.0022	U	79601-23-1	m&p-Xylenes	0.0011	U
107-06-2	1,2-Dichloroethane	0.0022	U	79-20-9	Methyl Acetate	0.0022	U
78-87-5	1,2-Dichloropropane	0.0022	U	108-87-2	Methylcyclohexane	0.0022	U
108-67-8	1,3,5-Trimethylbenzene	0.0011	U	75-09-2	Methylene Chloride	0.0022	U
541-73-1	1,3-Dichlorobenzene	0.0022	U	1634-04-4	Methyl-t-butyl ether	0.0011	U
106-46-7	1,4-Dichlorobenzene	0.0022	U	104-51-8	n-Butylbenzene	0.0011	U
123-91-1	1,4-Dioxane	0.11	U	103-65-1	n-Propylbenzene	0.0011	U
78-93-3	2-Butanone	0.0022	U	95-47-6	o-Xylene	0.0011	U
591-78-6	2-Hexanone	0.0022	U	135-98-8	sec-Butylbenzene	0.0011	U
99-87-6	4-Isopropyltoluene	0.0011	U	100-42-5	Styrene	0.0022	U
108-10-1	4-Methyl-2-Pentanone	0.0022	U	98-06-6	t-Butylbenzene	0.0011	U
67-64-1	Acetone	0.011	U	127-18-4	Tetrachloroethene	0.0022	U
71-43-2	Benzene	0.0011	U	108-88-3	Toluene	0.0011	U
74-97-5	Bromochloromethane	0.0022	U	156-60-5	trans-1,2-Dichloroethene	0.0022	U
75-27-4	Bromodichloromethane	0.0022	U	10061-02-6	trans-1,3-Dichloropropene	0.0022	U
75-25-2	Bromoform	0.0022	U	79-01-6	Trichloroethene	0.0022	U
74-83-9	Bromomethane	0.0022	U	75-69-4	Trichlorofluoromethane	0.0022	U
75-15-0	Carbon Disulfide	0.0022	U	75-01-4	Vinyl Chloride	0.0022	U
56-23-5	Carbon Tetrachloride	0.0022	U	1330-20-7	Xylenes (Total)	0.0011	U

Worksheet #: 429188 *Total Target Concentration* 0 ColumnID: (^) Indicates results from 2nd column

U - Indicates the compound was analyzed but not detected.
B - Indicates the analyte was found in the blank as well as in the sample.
E - Indicates the analyte concentration exceeds the calibration range of the instrument.
R - Retention Time Out
J - Indicates an estimated value when a compound is detected at less than the specified detection limit.
d - Pesticide %Diff>40% between columns due to coelution. Lower concentration usea
Chlordane (Total) is sum of a-Chlordane and y-Chlordane.

Quantitation Report (QT Reviewed)

7062727 0063

SampleID : AC98694-007 Operator : SG Qt Meth : 6M_S0615.M
Data File: 6M55468.D Sam Mult : 1 Vial# : 21 Qt On : 06/29/17 14:12
Acq On : 06/29/17 12:54 Misc : S,5G!5 Qt Upd On: 06/15/17 17:02

Data Path : G:\GcMsData\2017\GCMS_6\Data\06-29-17\
Qt Path : G:\GcMsData\2017\GCMS_6\MethodQt\
Qt Resp Via : Initial Calibration

Compound	R.T.	QIon	Response	Conc	Units	Dev(Min)
Internal Standards						
4) Fluorobenzene	4.750	96	191572	30.00	ug/l	0.00
52) Chlorobenzene-d5	6.322	117	108104	30.00	ug/l	0.00
70) 1,4-Dichlorobenzene-d4	7.574	152	41438	30.00	ug/l	0.00
System Monitoring Compounds						
37) Dibromofluoromethane	4.371	111	53675	35.09	ug/l	0.00
Spiked Amount 30.000			Recovery = 116.97%			
39) 1,2-Dichloroethane-d4	4.576	67	20176	29.93	ug/l	0.00
Spiked Amount 30.000			Recovery = 99.77%			
66) Toluene-d8	5.575	98	170811	28.14	ug/l	0.00
Spiked Amount 30.000			Recovery = 93.80%			
76) Bromofluorobenzene	6.936	174	37325	28.74	ug/l	0.00
Spiked Amount 30.000			Recovery = 95.80%			

Target Compounds Qvalue

(#) = qualifier out of range (m) = manual integration (+) = signals summed

16

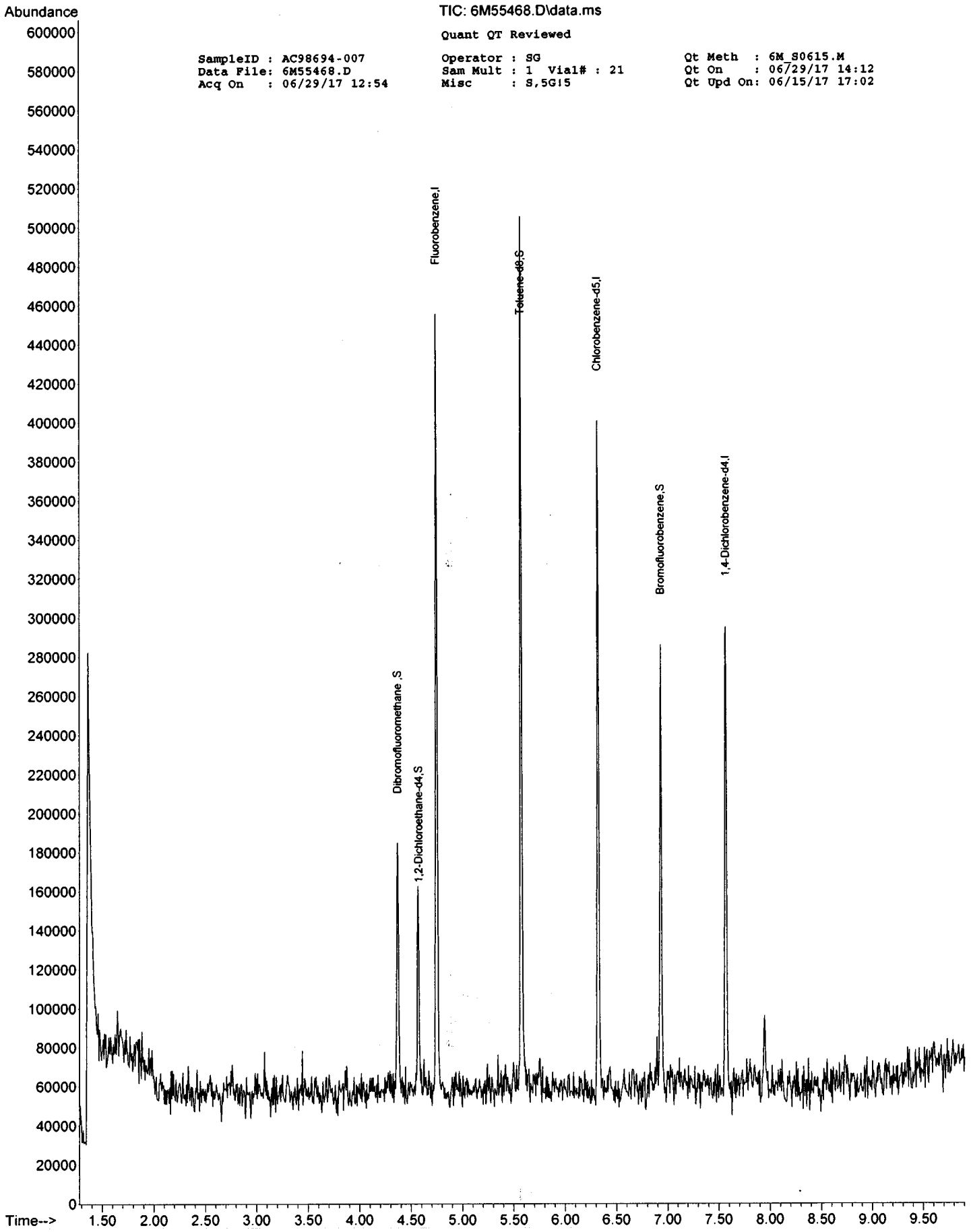
Abundance
TIC: 6M55468.D\data.ms
Quant QT Reviewed
SampleID : AC98694-007
Data File: 6M55468.D
Acq On : 06/29/17 12:54
Operator : SG
Sam Mult : 1 Vial# : 21
Misc : S,5G15
Qt Meth : 6M_S0615.M
Qt On : 06/29/17 14:12
Qt Upd On: 06/15/17 17:02
Dibromofluoromethane ,S
1,2-Dichloroethane-d4,S
Fluorobenzene,I
Toluene-d8,S
Chlorobenzene-d5,I
Bromofluorobenzene,S
1,4-Dichlorobenzene-d4,I
Time-->

Form1

ORGANICS VOLATILE REPORT

Sample Number: AC98694-008
Client Id: SB-10
Data File: 6M55469.D
Analysis Date: 06/29/17 13:11
Date Rec/Extracted: 06/27/17-NA
Column: DB-624 25M 0.200mm ID 1.12um film

Method: EPA 8260C
Matrix: Soil
Initial Vol: 5.07g
Final Vol: NA
Dilution: 0.986
Solids: 86

Units: mg/Kg

Cas #	Compound	RL	Conc	Cas #	Compound	RL	Conc
71-55-6	1,1,1-Trichloroethane	0.0023	U	108-90-7	Chlorobenzene	0.0023	U
79-34-5	1,1,2,2-Tetrachloroethane	0.0023	U	75-00-3	Chloroethane	0.0023	U
76-13-1	1,1,2-Trichloro-1,2,2-trifluor	0.0023	U	67-66-3	Chloroform	0.0023	U
79-00-5	1,1,2-Trichloroethane	0.0023	U	74-87-3	Chloromethane	0.0023	U
75-34-3	1,1-Dichloroethane	0.0023	U	156-59-2	cis-1,2-Dichloroethene	0.0023	U
75-35-4	1,1-Dichloroethene	0.0023	U	10061-01-5	cis-1,3-Dichloropropene	0.0023	U
87-61-6	1,2,3-Trichlorobenzene	0.0023	U	110-82-7	Cyclohexane	0.0023	U
120-82-1	1,2,4-Trichlorobenzene	0.0023	U	124-48-1	Dibromochloromethane	0.0023	U
95-63-6	1,2,4-Trimethylbenzene	0.0011	U	75-71-8	Dichlorodifluoromethane	0.0023	U
96-12-8	1,2-Dibromo-3-Chloropropa	0.0023	U	100-41-4	Ethylbenzene	0.0011	U
106-93-4	1,2-Dibromoethane	0.0011	U	98-82-8	Isopropylbenzene	0.0011	U
95-50-1	1,2-Dichlorobenzene	0.0023	U	79601-23-1	m&p-Xylenes	0.0011	U
107-06-2	1,2-Dichloroethane	0.0023	U	79-20-9	Methyl Acetate	0.0023	U
78-87-5	1,2-Dichloropropane	0.0023	U	108-87-2	Methylcyclohexane	0.0023	U
108-67-8	1,3,5-Trimethylbenzene	0.0011	U	75-09-2	Methylene Chloride	0.0023	U
541-73-1	1,3-Dichlorobenzene	0.0023	U	1634-04-4	Methyl-t-butyl ether	0.0011	U
106-46-7	1,4-Dichlorobenzene	0.0023	U	104-51-8	n-Butylbenzene	0.0011	U
123-91-1	1,4-Dioxane	0.11	U	103-65-1	n-Propylbenzene	0.0011	U
78-93-3	2-Butanone	0.0023	U	95-47-6	o-Xylene	0.0011	U
591-78-6	2-Hexanone	0.0023	U	135-98-8	sec-Butylbenzene	0.0011	U
99-87-6	4-Isopropyltoluene	0.0011	U	100-42-5	Styrene	0.0023	U
108-10-1	4-Methyl-2-Pentanone	0.0023	U	98-06-6	t-Butylbenzene	0.0011	U
67-64-1	Acetone	0.011	U	127-18-4	Tetrachloroethene	0.0023	U
71-43-2	Benzene	0.0011	U	108-88-3	Toluene	0.0011	U
74-97-5	Bromochloromethane	0.0023	U	156-60-5	trans-1,2-Dichloroethene	0.0023	U
75-27-4	Bromodichloromethane	0.0023	U	10061-02-6	trans-1,3-Dichloropropene	0.0023	U
75-25-2	Bromoform	0.0023	U	79-01-6	Trichloroethene	0.0023	U
74-83-9	Bromomethane	0.0023	U	75-69-4	Trichlorofluoromethane	0.0023	U
75-15-0	Carbon Disulfide	0.0023	U	75-01-4	Vinyl Chloride	0.0023	U
56-23-5	Carbon Tetrachloride	0.0023	U	1330-20-7	Xylenes (Total)	0.0011	U

Worksheet #: 429188

Total Target Concentration 0

ColumnID: (^) Indicates results from 2nd column

U - Indicates the compound was analyzed but not detected.
B - Indicates the analyte was found in the blank as well as in the sample.
E - Indicates the analyte concentration exceeds the calibration range of the instrument.
R - Retention Time Out
J - Indicates an estimated value when a compound is detected at less than the specified detection limit.
d - Pesticide %Diff>40% between columns due to coelution. Lower concentration used
Chlordane (Total) is sum of a-Chlordane and y-Chlordane.

Quantitation Report (QT Reviewed)

7062727 0066

SampleID : AC98694-008 Operator : SG Qt Meth : 6M_S0615.M
Data File: 6M55469.D Sam Mult : 1 Vial# : 22 Qt On : 06/29/17 14:12
Acq On : 06/29/17 13:11 Misc : S,5G!5 Qt Upd On: 06/15/17 17:02

Data Path : G:\GcMsData\2017\GCMS_6\Data\06-29-17\
Qt Path : G:\GcMsData\2017\GCMS_6\MethodQt\
Qt Resp Via : Initial Calibration

Compound	R.T.	QIon	Response	Conc Units	Dev(Min)
Internal Standards					
4) Fluorobenzene	4.751	96	191974	30.00 ug/l	0.00
52) Chlorobenzene-d5	6.322	117	103724	30.00 ug/l	0.00
70) 1,4-Dichlorobenzene-d4	7.574	152	33812	30.00 ug/l	0.00
System Monitoring Compounds					
37) Dibromofluoromethane	4.371	111	42901	27.99 ug/l	0.00
Spiked Amount 30.000			Recovery	= 93.30%	
39) 1,2-Dichloroethane-d4	4.570	67	17143	25.38 ug/l	0.00
Spiked Amount 30.000			Recovery	= 84.60%	
66) Toluene-d8	5.575	98	159869	27.45 ug/l	0.00
Spiked Amount 30.000			Recovery	= 91.50%	
76) Bromofluorobenzene	6.936	174	41086	38.77 ug/l	0.00
Spiked Amount 30.000			Recovery	= 129.23%	

Target Compounds Qvalue

(#) = qualifier out of range (m) = manual integration (+) = signals summed

k

TIC: 6M55469.D\data.ms

Quant QT Reviewed

SampleID : AC98694-008
Data File: 6M55469.D
Acq On : 06/29/17 13:11

Operator : SG
Sam Mult : 1 Vial# : 22
Misc : S,5G15

Qt Meth : 6M_S0615.M
Qt On : 06/29/17 14:12
Qt Upd On: 06/15/17 17:02

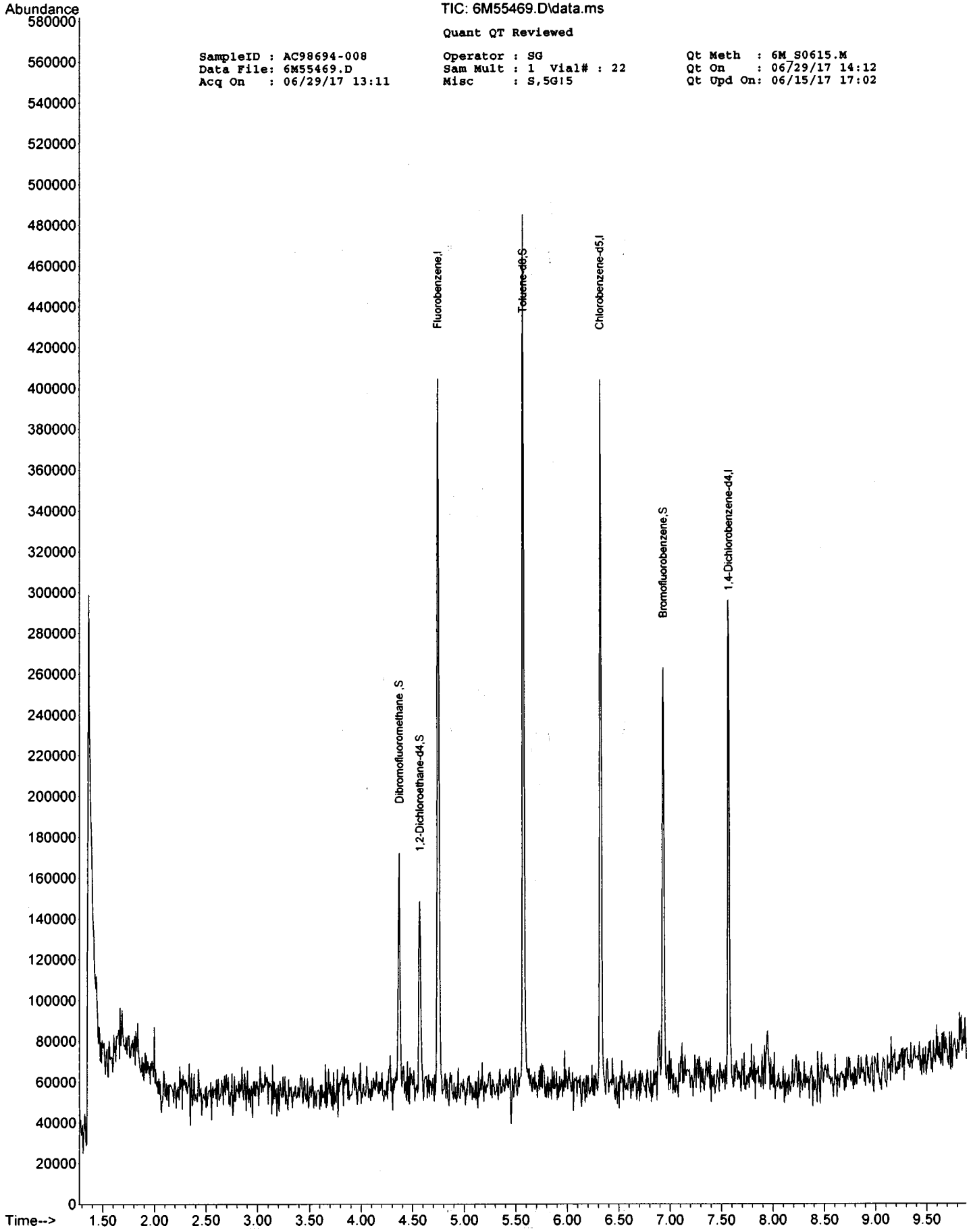

Form1

ORGANICS VOLATILE REPORT

Sample Number: AC98694-009
Client Id: SB-1
Data File: 6M55470.D
Analysis Date: 06/29/17 13:27
Date Rec/Extracted: 06/27/17-NA
Column: DB-624 25M 0.200mm ID 1.12um film

Method: EPA 8260C
Matrix: Soil
Initial Vol: 4.61g
Final Vol: NA
Dilution: 1.08
Solids: 88

Units: mg/Kg

Cas #	Compound	RL	Conc	Cas #	Compound	RL	Conc
71-55-6	1,1,1-Trichloroethane	0.0025	U	108-90-7	Chlorobenzene	0.0025	U
79-34-5	1,1,2,2-Tetrachloroethane	0.0025	U	75-00-3	Chloroethane	0.0025	U
76-13-1	1,1,2-Trichloro-1,2,2-trifluor	0.0025	U	67-66-3	Chloroform	0.0025	U
79-00-5	1,1,2-Trichloroethane	0.0025	U	74-87-3	Chloromethane	0.0025	U
75-34-3	1,1-Dichloroethane	0.0025	U	156-59-2	cis-1,2-Dichloroethene	0.0025	U
75-35-4	1,1-Dichloroethene	0.0025	U	10061-01-5	cis-1,3-Dichloropropene	0.0025	U
87-61-6	1,2,3-Trichlorobenzene	0.0025	U	110-82-7	Cyclohexane	0.0025	U
120-82-1	1,2,4-Trichlorobenzene	0.0025	U	124-48-1	Dibromochloromethane	0.0025	U
95-63-6	1,2,4-Trimethylbenzene	0.0012	U	75-71-8	Dichlorodifluoromethane	0.0025	U
96-12-8	1,2-Dibromo-3-Chloropropa	0.0025	U	100-41-4	Ethylbenzene	0.0012	U
106-93-4	1,2-Dibromoethane	0.0012	U	98-82-8	Isopropylbenzene	0.0012	U
95-50-1	1,2-Dichlorobenzene	0.0025	U	79601-23-1	m&p-Xylenes	0.0012	U
107-06-2	1,2-Dichloroethane	0.0025	U	79-20-9	Methyl Acetate	0.0025	U
78-87-5	1,2-Dichloropropane	0.0025	U	108-87-2	Methylcyclohexane	0.0025	U
108-67-8	1,3,5-Trimethylbenzene	0.0012	U	75-09-2	Methylene Chloride	0.0025	U
541-73-1	1,3-Dichlorobenzene	0.0025	U	1634-04-4	Methyl-t-butyl ether	0.0012	U
106-46-7	1,4-Dichlorobenzene	0.0025	U	104-51-8	n-Butylbenzene	0.0012	U
123-91-1	1,4-Dioxane	0.12	U	103-65-1	n-Propylbenzene	0.0012	U
78-93-3	2-Butanone	0.0025	U	95-47-6	o-Xylene	0.0012	U
591-78-6	2-Hexanone	0.0025	U	135-98-8	sec-Butylbenzene	0.0012	U
99-87-6	4-Isopropyltoluene	0.0012	U	100-42-5	Styrene	0.0025	U
108-10-1	4-Methyl-2-Pentanone	0.0025	U	98-06-6	t-Butylbenzene	0.0012	U
67-64-1	Acetone	0.012	U	127-18-4	Tetrachloroethene	0.0025	U
71-43-2	Benzene	0.0012	U	108-88-3	Toluene	0.0012	U
74-97-5	Bromochloromethane	0.0025	U	156-60-5	trans-1,2-Dichloroethene	0.0025	U
75-27-4	Bromodichloromethane	0.0025	U	10061-02-6	trans-1,3-Dichloropropene	0.0025	U
75-25-2	Bromoform	0.0025	U	79-01-6	Trichloroethene	0.0025	U
74-83-9	Bromomethane	0.0025	U	75-69-4	Trichlorofluoromethane	0.0025	U
75-15-0	Carbon Disulfide	0.0025	U	75-01-4	Vinyl Chloride	0.0025	U
56-23-5	Carbon Tetrachloride	0.0025	U	1330-20-7	Xylenes (Total)	0.0012	U

Worksheet #: 429188

Total Target Concentration 0

ColumnID: (^) Indicates results from 2nd column

U - Indicates the compound was analyzed but not detected.
B - Indicates the analyte was found in the blank as well as in the sample.
E - Indicates the analyte concentration exceeds the calibration range of the instrument.
R - Retention Time Out
J - Indicates an estimated value when a compound is detected at less than the specified detection limit.
d - Pesticide %Diff>40% between columns due to coelution. Lower concentration usea
Chlordane (Total) is sum of a-Chlordane and y-Chlordane.

Quantitation Report (QT Reviewed)

7062727 0069

SampleID : AC98694-009 Operator : SG Qt Meth : 6M_S0615.M
Data File: 6M55470.D Sam Mult : 1 Vial# : 23 Qt On : 06/29/17 14:12
Acq On : 06/29/17 13:27 Misc : S,5G!5 Qt Upd On: 06/15/17 17:02

Data Path : G:\GcMsData\2017\GCMS_6\Data\06-29-17\
Qt Path : G:\GcMsData\2017\GCMS_6\MethodQt\
Qt Resp Via : Initial Calibration

Compound	R.T.	QIon	Response	Conc Units	Dev(Min)
Internal Standards					
4) Fluorobenzene	4.751	96	182423	30.00 ug/l	0.00
52) Chlorobenzene-d5	6.328	117	101865	30.00 ug/l	0.00
70) 1,4-Dichlorobenzene-d4	7.574	152	35523	30.00 ug/l	0.00
System Monitoring Compounds					
37) Dibromofluoromethane	4.365	111	48393	33.22 ug/l	0.00
Spiked Amount 30.000			Recovery	= 110.73%	
39) 1,2-Dichloroethane-d4	4.570	67	22603	35.21 ug/l	0.00
Spiked Amount 30.000			Recovery	= 117.37%	
66) Toluene-d8	5.576	98	150334	26.29 ug/l	0.00
Spiked Amount 30.000			Recovery	= 87.63%	
76) Bromofluorobenzene	6.936	174	39404	35.39 ug/l	0.00
Spiked Amount 30.000			Recovery	= 117.97%	
Target Compounds					Qvalue

(#) = qualifier out of range (m) = manual integration (+) = signals summed

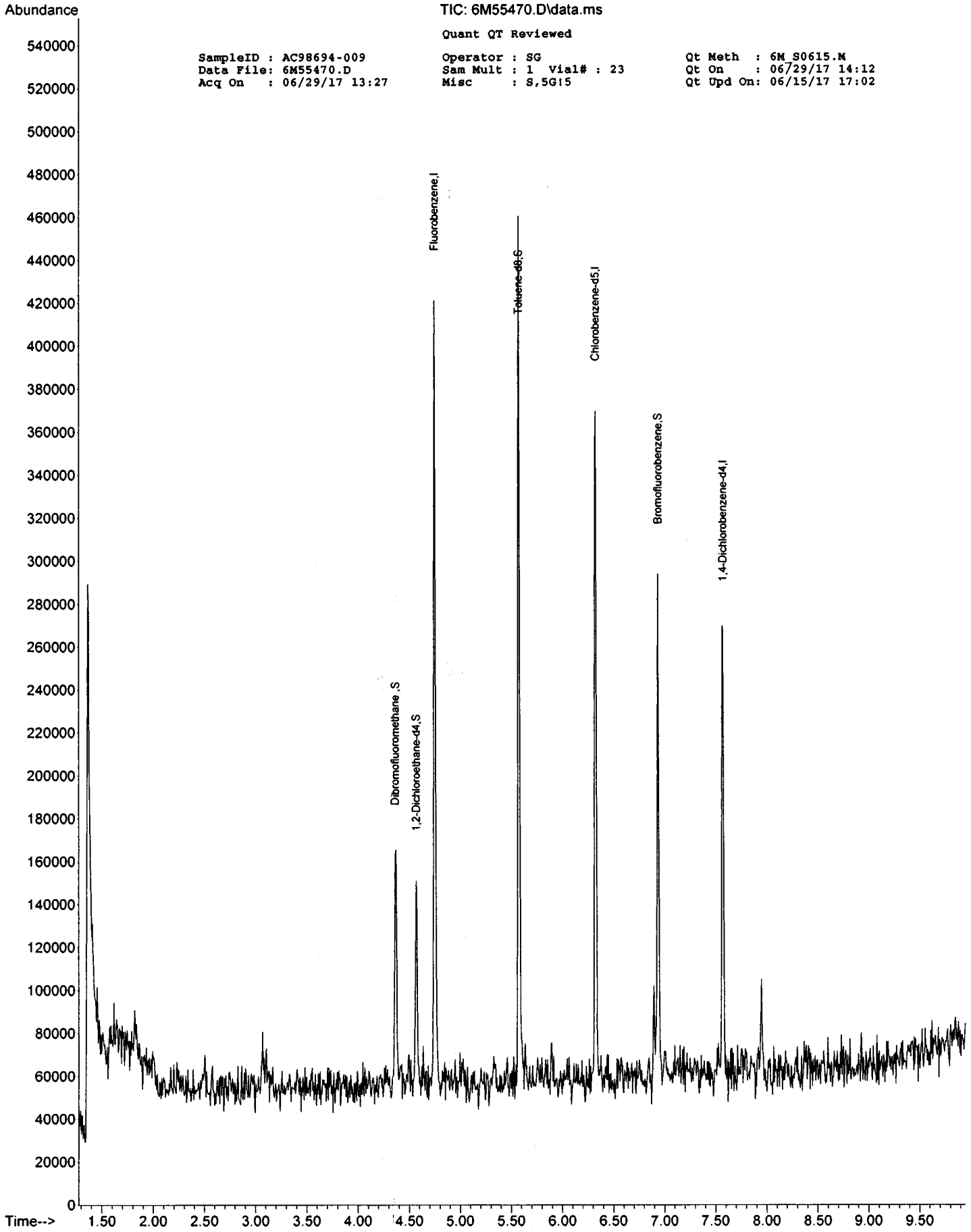
Abundance
TIC: 6M55470.D\data.ms
Quant QT Reviewed
SampleID : AC98694-009
Data File: 6M55470.D
Acq On : 06/29/17 13:27
Operator : SG
Sam Mult : 1 Vial# : 23
Misc : S,5G15
Qt Meth : 6M_S0615.M
Qt On : 06/29/17 14:12
Qt Upd On: 06/15/17 17:02
Dibromofluoromethane ,S
1,2-Dichloroethane-d4,S
Fluorobenzene,I
Toluene-d8,S
Chlorobenzene-d5,I
Bromofluorobenzene,S
1,4-Dichlorobenzene-d4,I
Time-->

Form1

ORGANICS VOLATILE REPORT

Sample Number: AC98694-010
Client Id: SB-12
Data File: 6M55471.D
Analysis Date: 06/29/17 13:44
Date Rec/Extracted: 06/27/17-NA
Column: DB-624 25M 0.200mm ID 1.12um film

Method: EPA 8260C
Matrix: Soil
Initial Vol: 5.03g
Final Vol: NA
Dilution: 0.994
Solids: 85

Units: mg/Kg

Cas #	Compound	RL	Conc	Cas #	Compound	RL	Conc
71-55-6	1,1,1-Trichloroethane	0.0023	U	108-90-7	Chlorobenzene	0.0023	U
79-34-5	1,1,2,2-Tetrachloroethane	0.0023	U	75-00-3	Chloroethane	0.0023	U
76-13-1	1,1,2-Trichloro-1,2,2-trifluor	0.0023	U	67-66-3	Chloroform	0.0023	U
79-00-5	1,1,2-Trichloroethane	0.0023	U	74-87-3	Chloromethane	0.0023	U
75-34-3	1,1-Dichloroethane	0.0023	U	156-59-2	cis-1,2-Dichloroethene	0.0023	U
75-35-4	1,1-Dichloroethene	0.0023	U	10061-01-5	cis-1,3-Dichloropropene	0.0023	U
87-61-6	1,2,3-Trichlorobenzene	0.0023	U	110-82-7	Cyclohexane	0.0023	U
120-82-1	1,2,4-Trichlorobenzene	0.0023	U	124-48-1	Dibromochloromethane	0.0023	U
95-63-6	1,2,4-Trimethylbenzene	0.0012	U	75-71-8	Dichlorodifluoromethane	0.0023	U
96-12-8	1,2-Dibromo-3-Chloropropa	0.0023	U	100-41-4	Ethylbenzene	0.0012	U
106-93-4	1,2-Dibromoethane	0.0012	U	98-82-8	Isopropylbenzene	0.0012	U
95-50-1	1,2-Dichlorobenzene	0.0023	U	79601-23-1	m&p-Xylenes	0.0012	U
107-06-2	1,2-Dichloroethane	0.0023	U	79-20-9	Methyl Acetate	0.0023	U
78-87-5	1,2-Dichloropropane	0.0023	U	108-87-2	Methylcyclohexane	0.0023	U
108-67-8	1,3,5-Trimethylbenzene	0.0012	U	75-09-2	Methylene Chloride	0.0023	U
541-73-1	1,3-Dichlorobenzene	0.0023	U	1634-04-4	Methyl-t-butyl ether	0.0012	U
106-46-7	1,4-Dichlorobenzene	0.0023	U	104-51-8	n-Butylbenzene	0.0012	U
123-91-1	1,4-Dioxane	0.12	U	103-65-1	n-Propylbenzene	0.0012	U
78-93-3	2-Butanone	0.0023	U	95-47-6	o-Xylene	0.0012	U
591-78-6	2-Hexanone	0.0023	U	135-98-8	sec-Butylbenzene	0.0012	U
99-87-6	4-Isopropyltoluene	0.0012	U	100-42-5	Styrene	0.0023	U
108-10-1	4-Methyl-2-Pentanone	0.0023	U	98-06-6	t-Butylbenzene	0.0012	U
67-64-1	Acetone	0.012	U	127-18-4	Tetrachloroethene	0.0023	U
71-43-2	Benzene	0.0012	U	108-88-3	Toluene	0.0012	U
74-97-5	Bromochloromethane	0.0023	U	156-60-5	trans-1,2-Dichloroethene	0.0023	U
75-27-4	Bromodichloromethane	0.0023	U	10061-02-6	trans-1,3-Dichloropropene	0.0023	U
75-25-2	Bromoform	0.0023	U	79-01-6	Trichloroethene	0.0023	U
74-83-9	Bromomethane	0.0023	U	75-69-4	Trichlorofluoromethane	0.0023	U
75-15-0	Carbon Disulfide	0.0023	U	75-01-4	Vinyl Chloride	0.0023	U
56-23-5	Carbon Tetrachloride	0.0023	U	1330-20-7	Xylenes (Total)	0.0012	U

Worksheet #: 429188

Total Target Concentration 0

ColumnID: (^) Indicates results from 2nd column

U - Indicates the compound was analyzed but not detected.
B - Indicates the analyte was found in the blank as well as in the sample.
E - Indicates the analyte concentration exceeds the calibration range of the instrument.
R - Retention Time Out
J - Indicates an estimated value when a compound is detected at less than the specified detection limit.
d - Pesticide %Diff>40% between columns due to coelution. Lower concentration used
Chlordane (Total) is sum of a-Chlordane and y-Chlordane.

Quantitation Report (QT Reviewed)

7062727 0072

SampleID : AC98694-010 Operator : SG Qt Meth : 6M_S0615.M
Data File: 6M55471.D Sam Mult : 1 Vial# : 24 Qt On : 06/29/17 14:12
Acq On : 06/29/17 13:44 Misc : S,5G!5 Qt Upd On: 06/15/17 17:02

Data Path : G:\GcMsData\2017\GCMS_6\Data\06-29-17\
Qt Path : G:\GcMsData\2017\GCMS_6\MethodQt\
Qt Resp Via : Initial Calibration

Compound	R.T.	QIon	Response	Conc Units	Dev(Min)
Internal Standards					
4) Fluorobenzene	4.752	96	184677	30.00 ug/l	0.00
52) Chlorobenzene-d5	6.323	117	96606	30.00 ug/l	0.00
70) 1,4-Dichlorobenzene-d4	7.570	152	39528	30.00 ug/l	0.00
System Monitoring Compounds					
37) Dibromofluoromethane	4.367	111	42797	29.02 ug/l	0.00
Spiked Amount 30.000			Recovery	= 96.73%	
39) 1,2-Dichloroethane-d4	4.571	67	20419	31.42 ug/l	0.00
Spiked Amount 30.000			Recovery	= 104.73%	
66) Toluene-d8	5.577	98	140972	25.99 ug/l	0.00
Spiked Amount 30.000			Recovery	= 86.63%	
76) Bromofluorobenzene	6.937	174	38418	31.01 ug/l	0.00
Spiked Amount 30.000			Recovery	= 103.37%	

Target Compounds Qvalue

(#) = qualifier out of range (m) = manual integration (+) = signals summed

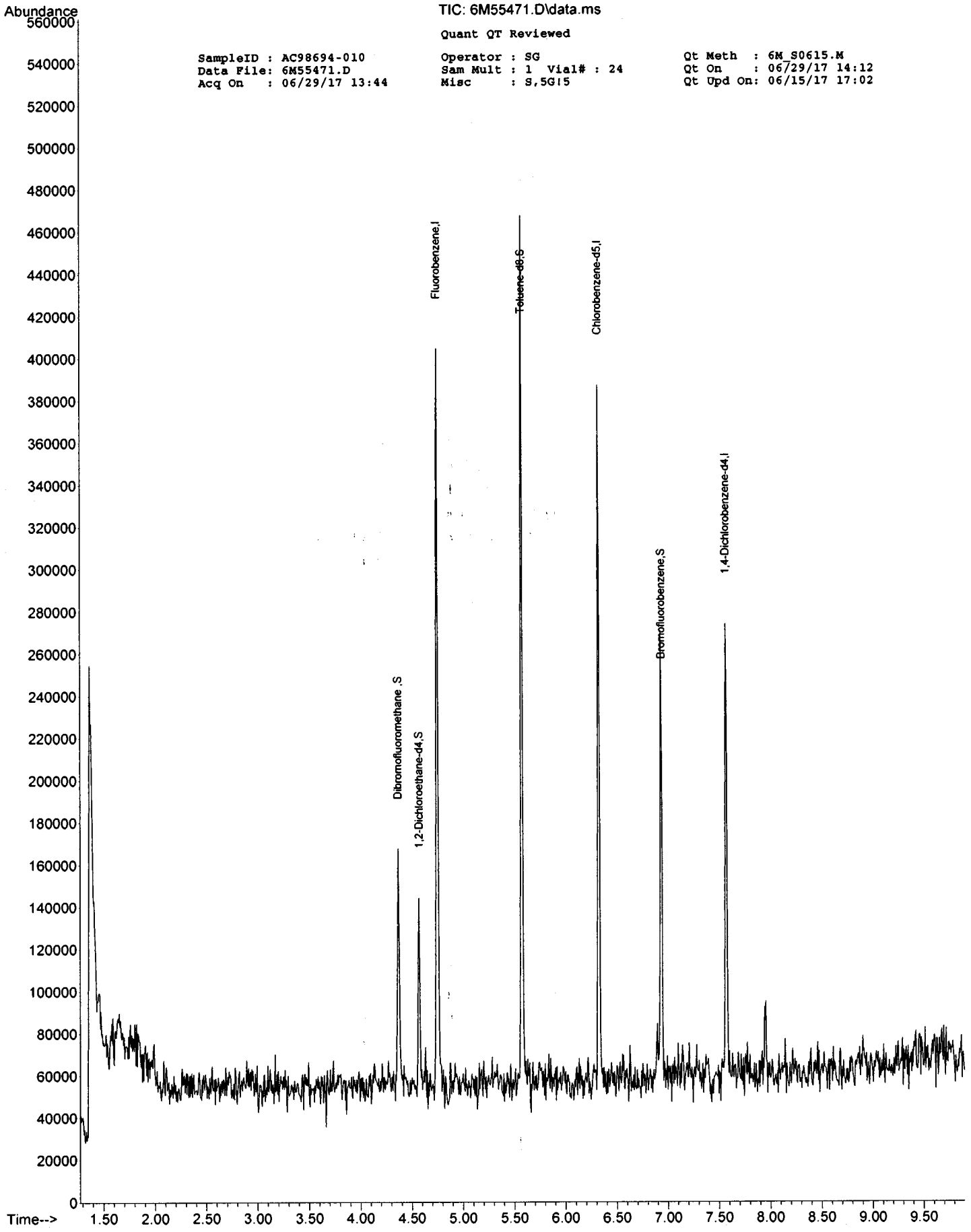
Abundance
TIC: 6M55471.D\data.ms
Quant QT Reviewed
SampleID : AC98694-010
Data File: 6M55471.D
Acq On : 06/29/17 13:44
Operator : SG
Sam Mult : 1 Vial# : 24
Misc : S,5G!5
Qt Meth : 6M_S0615.M
Qt On : 06/29/17 14:12
Qt Upd On: 06/15/17 17:02
Dibromofluoromethane ,S
1,2-Dichloroethane-d4,S
Fluorobenzene,I
Toluene-d8,S
Chlorobenzene-d5,I
Bromofluorobenzene,S
1,4-Dichlorobenzene-d4,I
Time-->

Form1

ORGANICS VOLATILE REPORT

Sample Number: AC98694-011
Client Id: SB-13A
Data File: 6M55472.D
Analysis Date: 06/29/17 14:01
Date Rec/Extracted: 06/27/17-NA
Column: DB-624 25M 0.200mm ID 1.12um film

Method: EPA 8260C
Matrix: Soil
Initial Vol: 5.35g
Final Vol: NA
Dilution: 0.935
Solids: 79

Units: mg/Kg

Cas #	Compound	RL	Conc	Cas #	Compound	RL	Conc
71-55-6	1,1,1-Trichloroethane	0.0024	U	108-90-7	Chlorobenzene	0.0024	U
79-34-5	1,1,2,2-Tetrachloroethane	0.0024	U	75-00-3	Chloroethane	0.0024	U
76-13-1	1,1,2-Trichloro-1,2,2-trifluor	0.0024	U	67-66-3	Chloroform	0.0024	U
79-00-5	1,1,2-Trichloroethane	0.0024	U	74-87-3	Chloromethane	0.0024	U
75-34-3	1,1-Dichloroethane	0.0024	U	156-59-2	cis-1,2-Dichloroethene	0.0024	U
75-35-4	1,1-Dichloroethene	0.0024	U	10061-01-5	cis-1,3-Dichloropropene	0.0024	U
87-61-6	1,2,3-Trichlorobenzene	0.0024	U	110-82-7	Cyclohexane	0.0024	U
120-82-1	1,2,4-Trichlorobenzene	0.0024	U	124-48-1	Dibromochloromethane	0.0024	U
95-63-6	1,2,4-Trimethylbenzene	0.0012	U	75-71-8	Dichlorodifluoromethane	0.0024	U
96-12-8	1,2-Dibromo-3-Chloropropa	0.0024	U	100-41-4	Ethylbenzene	0.0012	U
106-93-4	1,2-Dibromoethane	0.0012	U	98-82-8	Isopropylbenzene	0.0012	U
95-50-1	1,2-Dichlorobenzene	0.0024	U	79601-23-1	m&p-Xylenes	0.0012	U
107-06-2	1,2-Dichloroethane	0.0024	U	79-20-9	Methyl Acetate	0.0024	U
78-87-5	1,2-Dichloropropane	0.0024	U	108-87-2	Methylcyclohexane	0.0024	U
108-67-8	1,3,5-Trimethylbenzene	0.0012	U	75-09-2	Methylene Chloride	0.0024	U
541-73-1	1,3-Dichlorobenzene	0.0024	U	1634-04-4	Methyl-t-butyl ether	0.0012	U
106-46-7	1,4-Dichlorobenzene	0.0024	U	104-51-8	n-Butylbenzene	0.0012	U
123-91-1	1,4-Dioxane	0.12	U	103-65-1	n-Propylbenzene	0.0012	U
78-93-3	2-Butanone	0.0024	U	95-47-6	o-Xylene	0.0012	U
591-78-6	2-Hexanone	0.0024	U	135-98-8	sec-Butylbenzene	0.0012	U
99-87-6	4-Isopropyltoluene	0.0012	U	100-42-5	Styrene	0.0024	U
108-10-1	4-Methyl-2-Pentanone	0.0024	U	98-06-6	t-Butylbenzene	0.0012	U
67-64-1	Acetone	0.012	U	127-18-4	Tetrachloroethene	0.0024	U
71-43-2	Benzene	0.0012	U	108-88-3	Toluene	0.0012	U
74-97-5	Bromochloromethane	0.0024	U	156-60-5	trans-1,2-Dichloroethene	0.0024	U
75-27-4	Bromodichloromethane	0.0024	U	10061-02-6	trans-1,3-Dichloropropene	0.0024	U
75-25-2	Bromoform	0.0024	U	79-01-6	Trichloroethene	0.0024	U
74-83-9	Bromomethane	0.0024	U	75-69-4	Trichlorofluoromethane	0.0024	U
75-15-0	Carbon Disulfide	0.0024	U	75-01-4	Vinyl Chloride	0.0024	U
56-23-5	Carbon Tetrachloride	0.0024	U	1330-20-7	Xylenes (Total)	0.0012	U

Worksheet #: 429188

Total Target Concentration 0

ColumnID: (^) Indicates results from 2nd column

U - Indicates the compound was analyzed but not detected.
B - Indicates the analyte was found in the blank as well as in the sample.
E - Indicates the analyte concentration exceeds the calibration range of the instrument.
R - Retention Time Out
J - Indicates an estimated value when a compound is detected at less than the specified detection limit.
d - Pesticide %Diff>40% between columns due to coelution. Lower concentration usea
Chlordane (Total) is sum of a-Chlordane and y-Chlordane.

Quantitation Report (QT Reviewed)

7062727 0075

SampleID : AC98694-011 Operator : SG Qt Meth : 6M_S0615.M
Data File: 6M55472.D Sam Mult : 1 Vial# : 25 Qt On : 06/29/17 14:12
Acq On : 06/29/17 14:01 Misc : S,5G!5 Qt Upd On: 06/15/17 17:02

Data Path : G:\GcMsData\2017\GCMS_6\Data\06-29-17\
Qt Path : G:\GcMsData\2017\GCMS_6\MethodQt\
Qt Resp Via : Initial Calibration

Compound	R.T.	QIon	Response	Conc	Units	Dev(Min)
Internal Standards						
4) Fluorobenzene	4.751	96	161786	30.00	ug/l	0.00
52) Chlorobenzene-d5	6.322	117	73039	30.00	ug/l	0.00
70) 1,4-Dichlorobenzene-d4	7.569	152	38387	30.00	ug/l	0.00
System Monitoring Compounds						
37) Dibromofluoromethane	4.372	111	36632	28.36	ug/l	0.00
Spiked Amount 30.000			Recovery = 94.53%			
39) 1,2-Dichloroethane-d4	4.570	67	17459	30.67	ug/l	0.00
Spiked Amount 30.000			Recovery = 102.23%			
66) Toluene-d8	5.576	98	149654	36.49	ug/l	0.00
Spiked Amount 30.000			Recovery = 121.63%			
76) Bromofluorobenzene	6.930	174	32246	26.80	ug/l	0.00
Spiked Amount 30.000			Recovery = 89.33%			

Target Compounds Qvalue

(#) = qualifier out of range (m) = manual integration (+) = signals summed

16

TIC: 6M55472.D\data.ms

Quant QT Reviewed

SampleID : AC98694-011
Data File: 6M55472.D
Acq On : 06/29/17 14:01

Operator : SG
Sam Mult : 1 Vial# : 25
Misc : S,5G!5

Qt Meth : 6M_S0615.M
Qt On : 06/29/17 14:12
Qt Upd On: 06/15/17 17:02

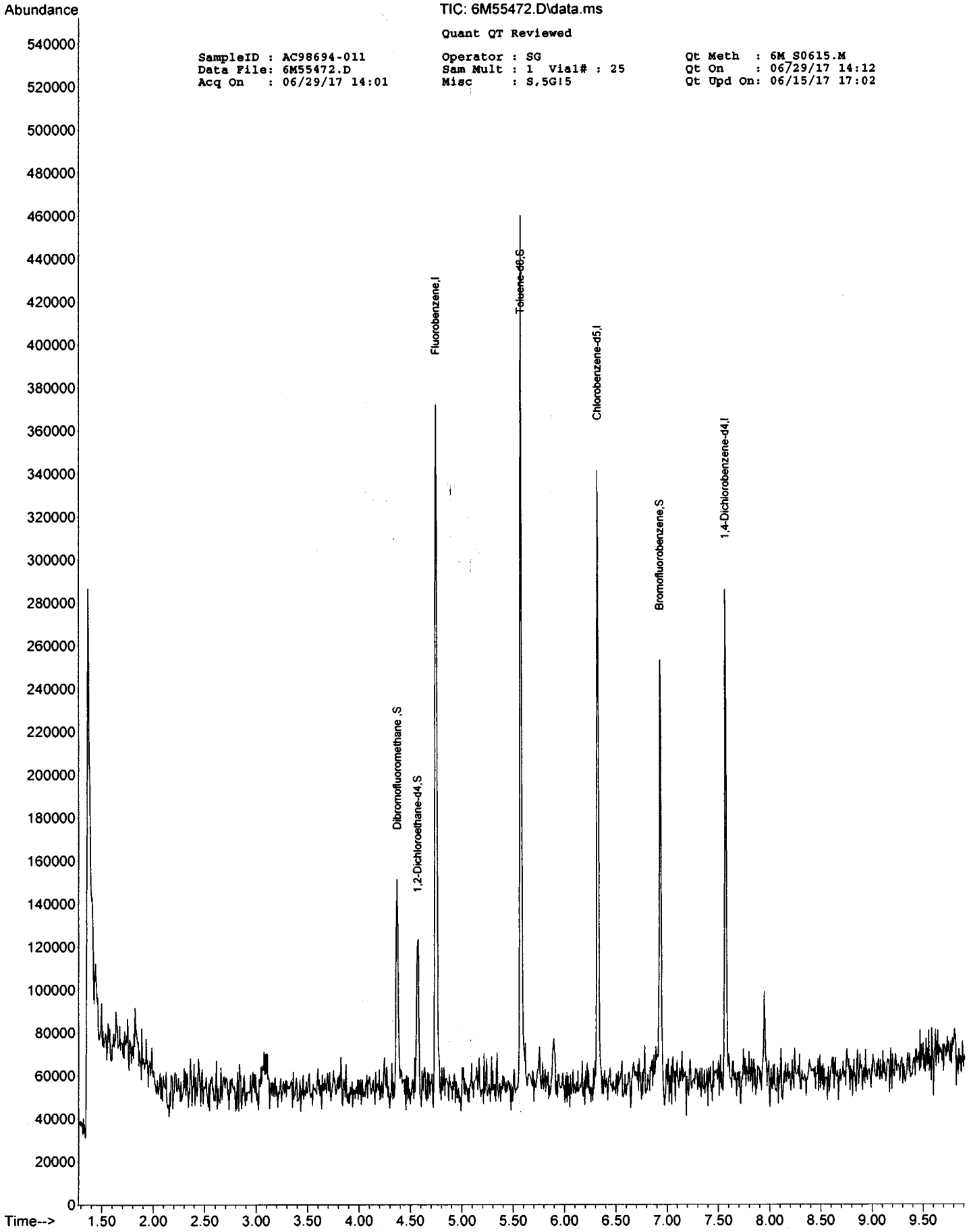

Form1

ORGANICS VOLATILE REPORT

Sample Number: AC98694-012
Client Id: SB-13B
Data File: 6M55473.D
Analysis Date: 06/29/17 14:17
Date Rec/Extracted: 06/27/17-NA
Column: DB-624 25M 0.200mm ID 1.12um film

Method: EPA 8260C
Matrix: Soil
Initial Vol: 5.9g
Final Vol: NA
Dilution: 0.847
Solids: 86

Units: mg/Kg

Cas #	Compound	RL	Conc	Cas #	Compound	RL	Conc
71-55-6	1,1,1-Trichloroethane	0.0020	U	108-90-7	Chlorobenzene	0.0020	U
79-34-5	1,1,2,2-Tetrachloroethane	0.0020	U	75-00-3	Chloroethane	0.0020	U
76-13-1	1,1,2-Trichloro-1,2,2-trifluor	0.0020	U	67-66-3	Chloroform	0.0020	U
79-00-5	1,1,2-Trichloroethane	0.0020	U	74-87-3	Chloromethane	0.0020	U
75-34-3	1,1-Dichloroethane	0.0020	U	156-59-2	cis-1,2-Dichloroethene	0.0020	U
75-35-4	1,1-Dichloroethene	0.0020	U	10061-01-5	cis-1,3-Dichloropropene	0.0020	U
87-61-6	1,2,3-Trichlorobenzene	0.0020	U	110-82-7	Cyclohexane	0.0020	U
120-82-1	1,2,4-Trichlorobenzene	0.0020	U	124-48-1	Dibromochloromethane	0.0020	U
95-63-6	1,2,4-Trimethylbenzene	0.00099	U	75-71-8	Dichlorodifluoromethane	0.0020	U
96-12-8	1,2-Dibromo-3-Chloropropa	0.0020	U	100-41-4	Ethylbenzene	0.00099	U
106-93-4	1,2-Dibromoethane	0.00099	U	98-82-8	Isopropylbenzene	0.00099	U
95-50-1	1,2-Dichlorobenzene	0.0020	U	79601-23-1	m&p-Xylenes	0.00099	U
107-06-2	1,2-Dichloroethane	0.0020	U	79-20-9	Methyl Acetate	0.0020	U
78-87-5	1,2-Dichloropropane	0.0020	U	108-87-2	Methylcyclohexane	0.0020	U
108-67-8	1,3,5-Trimethylbenzene	0.00099	U	75-09-2	Methylene Chloride	0.0020	U
541-73-1	1,3-Dichlorobenzene	0.0020	U	1634-04-4	Methyl-t-butyl ether	0.00099	U
106-46-7	1,4-Dichlorobenzene	0.0020	U	104-51-8	n-Butylbenzene	0.00099	U
123-91-1	1,4-Dioxane	0.099	U	103-65-1	n-Propylbenzene	0.00099	U
78-93-3	2-Butanone	0.0020	U	95-47-6	o-Xylene	0.00099	U
591-78-6	2-Hexanone	0.0020	U	135-98-8	sec-Butylbenzene	0.00099	U
99-87-6	4-Isopropyltoluene	0.00099	U	100-42-5	Styrene	0.0020	U
108-10-1	4-Methyl-2-Pentanone	0.0020	U	98-06-6	t-Butylbenzene	0.00099	U
67-64-1	Acetone	0.0099	U	127-18-4	Tetrachloroethene	0.0020	U
71-43-2	Benzene	0.00099	U	108-88-3	Toluene	0.00099	U
74-97-5	Bromochloromethane	0.0020	U	156-60-5	trans-1,2-Dichloroethene	0.0020	U
75-27-4	Bromodichloromethane	0.0020	U	10061-02-6	trans-1,3-Dichloropropene	0.0020	U
75-25-2	Bromoform	0.0020	U	79-01-6	Trichloroethene	0.0020	U
74-83-9	Bromomethane	0.0020	U	75-69-4	Trichlorofluoromethane	0.0020	U
75-15-0	Carbon Disulfide	0.0020	U	75-01-4	Vinyl Chloride	0.0020	U
56-23-5	Carbon Tetrachloride	0.0020	U	1330-20-7	Xylenes (Total)	0.00099	U

Worksheet #: 429188

Total Target Concentration 0

ColumnID: (^) Indicates results from 2nd column

U - Indicates the compound was analyzed but not detected.
B - Indicates the analyte was found in the blank as well as in the sample.
E - Indicates the analyte concentration exceeds the calibration range of the instrument.

R - Retention Time Out
J - Indicates an estimated value when a compound is detected at less than the specified detection limit.
d - Pesticide %Diff>40% between columns due to coelution. Lower concentration usea

Chlordane (Total) is sum of a-Chlordane and y-Chlordane.

Quantitation Report (QT Reviewed)

7062727 0078

SampleID : AC98694-012 Operator : SG Qt Meth : 6M_S0615.M
Data File: 6M55473.D Sam Mult : 1 Vial# : 26 Qt On : 06/29/17 15:08
Acq On : 06/29/17 14:17 Misc : S,5G!5 Qt Upd On: 06/15/17 17:02

Data Path : G:\GcMsData\2017\GCMS_6\Data\06-29-17\
Qt Path : G:\GcMsData\2017\GCMS_6\MethodQt\
Qt Resp Via : Initial Calibration

Compound	R.T.	QIon	Response	Conc	Units	Dev(Min)
Internal Standards						
4) Fluorobenzene	4.751	96	174274	30.00	ug/l	0.00
52) Chlorobenzene-d5	6.323	117	103081	30.00	ug/l	0.00
70) 1,4-Dichlorobenzene-d4	7.569	152	33412	30.00	ug/l	0.00
System Monitoring Compounds						
37) Dibromofluoromethane	4.366	111	48397	34.78	ug/l	0.00
Spiked Amount 30.000			Recovery = 115.93%			
39) 1,2-Dichloroethane-d4	4.571	67	20851	34.00	ug/l	0.00
Spiked Amount 30.000			Recovery = 113.33%			
66) Toluene-d8	5.576	98	152925	26.42	ug/l	0.00
Spiked Amount 30.000			Recovery = 88.07%			
76) Bromofluorobenzene	6.937	174	38265	36.54	ug/l	0.00
Spiked Amount 30.000			Recovery = 121.80%			

Target Compounds Qvalue

(#) = qualifier out of range (m) = manual integration (+) = signals summed

16

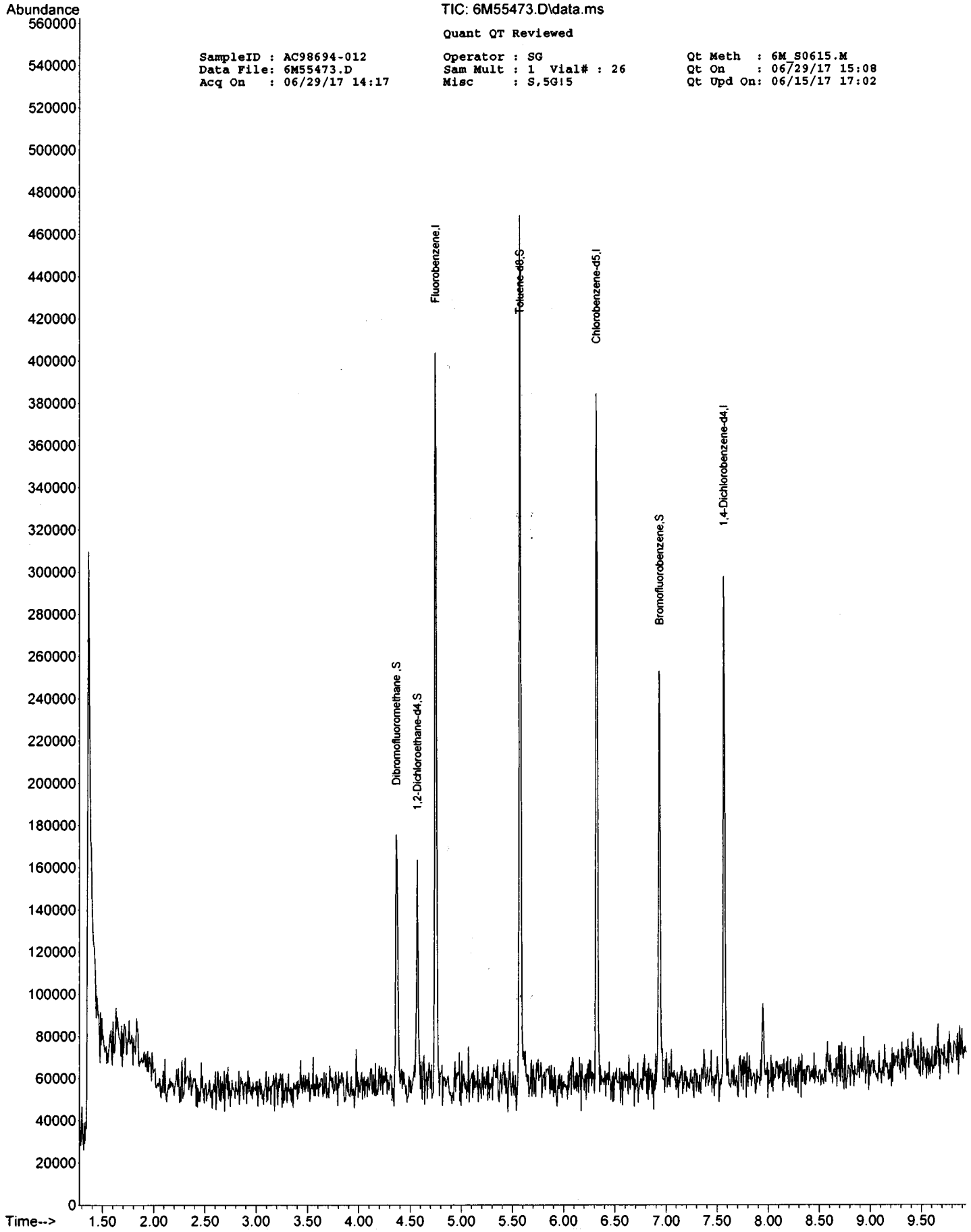
Abundance
TIC: 6M55473.D\data.ms
Quant QT Reviewed
SampleID : AC98694-012
Data File: 6M55473.D
Acq On : 06/29/17 14:17
Operator : SG
Sam Mult : 1 Vial# : 26
Misc : S,5G!5
Qt Meth : 6M_S0615.M
Qt On : 06/29/17 15:08
Qt Upd On: 06/15/17 17:02
Dibromofluoromethane ,S
1,2-Dichloroethane-d4,S
Fluorobenzene,I
Toluene-d8,S
Chlorobenzene-d5,I
Bromofluorobenzene,S
1,4-Dichlorobenzene-d4,I
Time-->

Form1

ORGANICS VOLATILE REPORT

Sample Number: DAILY BLANK
Client Id:
Data File: 6M55455.D
Analysis Date: 06/29/17 09:11
Date Rec/Extracted:
Column: DB-624 25M 0.200mm ID 1.12um film

Method: EPA 8260C
Matrix: Soil
Initial Vol: 5g
Final Vol: NA
Dilution: 1.00
Solids: 100

Units: mg/Kg

Cas #	Compound	RL	Conc	Cas #	Compound	RL	Conc
71-55-6	1,1,1-Trichloroethane	0.0020	U	108-90-7	Chlorobenzene	0.0020	U
79-34-5	1,1,2,2-Tetrachloroethane	0.0020	U	75-00-3	Chloroethane	0.0020	U
76-13-1	1,1,2-Trichloro-1,2,2-trifluor	0.0020	U	67-66-3	Chloroform	0.0020	U
79-00-5	1,1,2-Trichloroethane	0.0020	U	74-87-3	Chloromethane	0.0020	U
75-34-3	1,1-Dichloroethane	0.0020	U	156-59-2	cis-1,2-Dichloroethene	0.0020	U
75-35-4	1,1-Dichloroethene	0.0020	U	10061-01-5	cis-1,3-Dichloropropene	0.0020	U
87-61-6	1,2,3-Trichlorobenzene	0.0020	U	110-82-7	Cyclohexane	0.0020	U
120-82-1	1,2,4-Trichlorobenzene	0.0020	U	124-48-1	Dibromochloromethane	0.0020	U
95-63-6	1,2,4-Trimethylbenzene	0.0010	U	75-71-8	Dichlorodifluoromethane	0.0020	U
96-12-8	1,2-Dibromo-3-Chloropropa	0.0020	U	100-41-4	Ethylbenzene	0.0010	U
106-93-4	1,2-Dibromoethane	0.0010	U	98-82-8	Isopropylbenzene	0.0010	U
95-50-1	1,2-Dichlorobenzene	0.0020	U	79601-23-1	m&p-Xylenes	0.0010	U
107-06-2	1,2-Dichloroethane	0.0020	U	79-20-9	Methyl Acetate	0.0020	U
78-87-5	1,2-Dichloropropane	0.0020	U	108-87-2	Methylcyclohexane	0.0020	U
108-67-8	1,3,5-Trimethylbenzene	0.0010	U	75-09-2	Methylene Chloride	0.0020	U
541-73-1	1,3-Dichlorobenzene	0.0020	U	1634-04-4	Methyl-t-butyl ether	0.0010	U
106-46-7	1,4-Dichlorobenzene	0.0020	U	104-51-8	n-Butylbenzene	0.0010	U
123-91-1	1,4-Dioxane	0.10	U	103-65-1	n-Propylbenzene	0.0010	U
78-93-3	2-Butanone	0.0020	U	95-47-6	o-Xylene	0.0010	U
591-78-6	2-Hexanone	0.0020	U	135-98-8	sec-Butylbenzene	0.0010	U
99-87-6	4-Isopropyltoluene	0.0010	U	100-42-5	Styrene	0.0020	U
108-10-1	4-Methyl-2-Pentanone	0.0020	U	98-06-6	t-Butylbenzene	0.0010	U
67-64-1	Acetone	0.010	U	127-18-4	Tetrachloroethene	0.0020	U
71-43-2	Benzene	0.0010	U	108-88-3	Toluene	0.0010	U
74-97-5	Bromochloromethane	0.0020	U	156-60-5	trans-1,2-Dichloroethene	0.0020	U
75-27-4	Bromodichloromethane	0.0020	U	10061-02-6	trans-1,3-Dichloropropene	0.0020	U
75-25-2	Bromoform	0.0020	U	79-01-6	Trichloroethene	0.0020	U
74-83-9	Bromomethane	0.0020	U	75-69-4	Trichlorofluoromethane	0.0020	U
75-15-0	Carbon Disulfide	0.0020	U	75-01-4	Vinyl Chloride	0.0020	U
56-23-5	Carbon Tetrachloride	0.0020	U				

Worksheet #: 429188 ***Total Target Concentration*** 0 ColumnID: (^) Indicates results from 2nd column

U - Indicates the compound was analyzed but not detected.
B - Indicates the analyte was found in the blank as well as in the sample.
E - Indicates the analyte concentration exceeds the calibration range of the instrument.
R - Retention Time Out
J - Indicates an estimated value when a compound is detected at less than the specified detection limit.
d - Pesticide %Diff>40% between columns due to coelution. Lower concentration usea
Chlordane (Total) is sum of a-Chlordane and y-Chlordane.

Quantitation Report (QT Reviewed)

7062727 0081

SampleID : DAILY BLANK
Data File: 6M55455.D
Acq On : 06/29/17 09:11

Operator : SG
Sam Mult : 1 Vial# : 8
Misc : S,5G

Qt Meth : 6M_S0615.M
Qt On : 06/29/17 09:22
Qt Upd On: 06/15/17 17:02

Data Path : G:\GcMsData\2017\GCMS_6\Data\06-29-17\
Qt Path : G:\GcMsData\2017\GCMS_6\MethodQt\
Qt Resp Via : Initial Calibration

Compound	R.T.	QIon	Response	Conc Units	Dev(Min)
Internal Standards					
4) Fluorobenzene	4.751	96	195598	30.00 ug/l	0.00
52) Chlorobenzene-d5	6.322	117	114482	30.00 ug/l	0.00
70) 1,4-Dichlorobenzene-d4	7.574	152	36807	30.00 ug/l	0.00
System Monitoring Compounds					
37) Dibromofluoromethane	4.371	111	47490	30.41 ug/l	0.00
Spiked Amount 30.000			Recovery	= 101.37%	
39) 1,2-Dichloroethane-d4	4.570	67	23066	33.51 ug/l	0.00
Spiked Amount 30.000			Recovery	= 111.70%	
66) Toluene-d8	5.576	98	167469	26.05 ug/l	0.00
Spiked Amount 30.000			Recovery	= 86.83%	
76) Bromofluorobenzene	6.936	174	38929	33.75 ug/l	0.00
Spiked Amount 30.000			Recovery	= 112.50%	

Target Compounds Qvalue

(#) = qualifier out of range (m) = manual integration (+) = signals summed

16

TIC: 6M55455.D\data.ms

Quant QT Reviewed

SampleID : DAILY BLANK
Data File: 6M55455.D
Acq On : 06/29/17 09:11

Operator : SG
Sam Mult : 1 Vial# : 8
Misc : S,5G

Qt Meth : 6M_S0615.M
Qt On : 06/29/17 09:22
Qt Upd On: 06/15/17 17:02

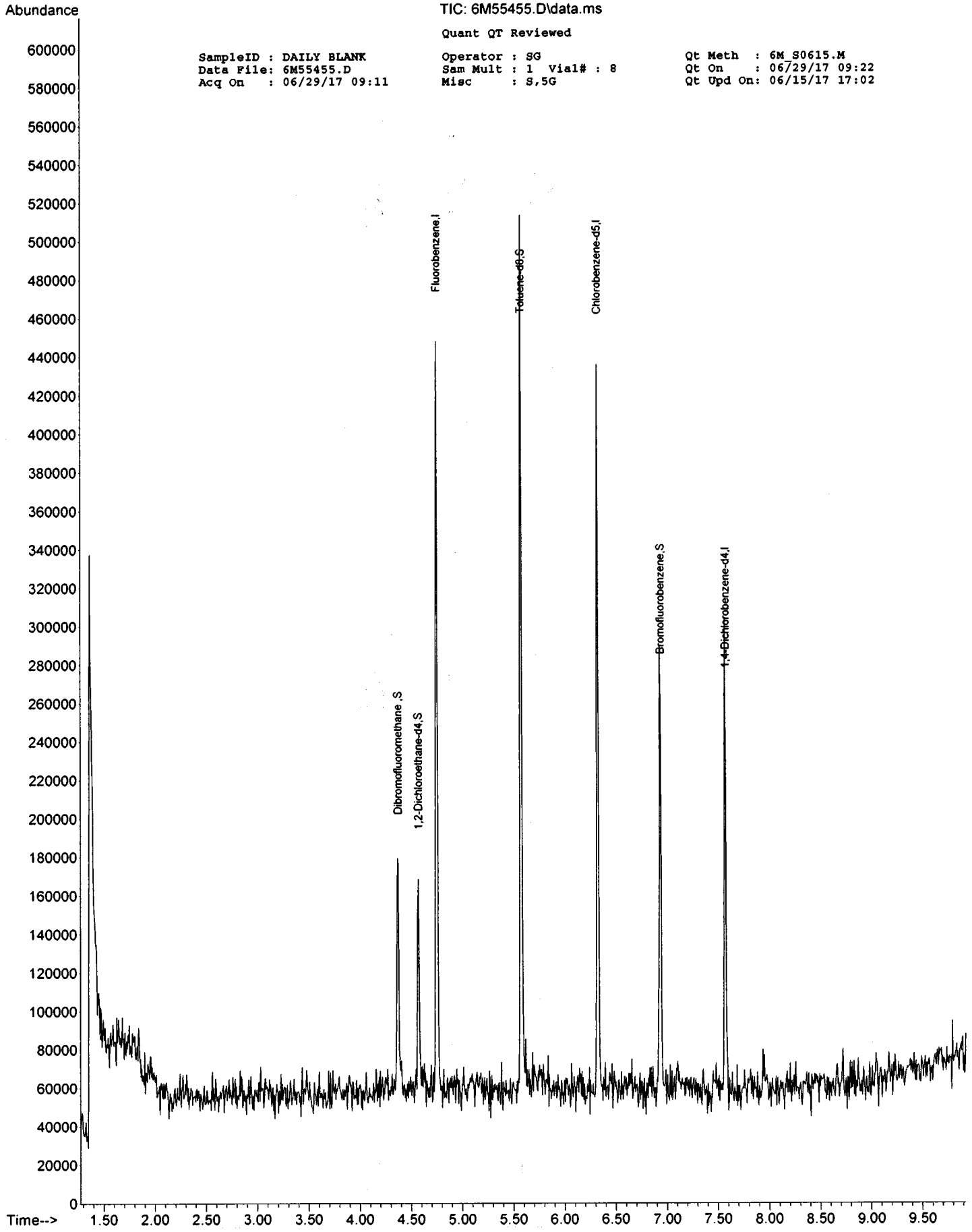

FORM2

Surrogate Recovery

Method: EPA 8260C

Dfile	Sample#	Matrix	Date/Time	Surr Dil	Dilute Out Flag	Column1 S1 Recov	Column1 S2 Recov	Column1 S3 Recov	Column1 S4 Recov	Column0 S5 Recov	Column0 S6 Recov
6M55455.D	DAILY BLANK	S	06/29/17 09:11	1		101	112	87	112		
6M55462.D	AC98694-001	S	06/29/17 11:15	1		95	99	94	102		
6M55463.D	AC98694-002	S	06/29/17 11:31	1		114	100	92	108		
6M55464.D	AC98694-003	S	06/29/17 11:48	1		94	107	102	103		
6M55465.D	AC98694-004	S	06/29/17 12:04	1		105	112	105	86		
6M55466.D	AC98694-005	S	06/29/17 12:21	1		120	131	98	95		
6M55467.D	AC98694-006	S	06/29/17 12:38	1		97	93	98	89		
6M55468.D	AC98694-007	S	06/29/17 12:54	1		117	100	94	96		
6M55469.D	AC98694-008	S	06/29/17 13:11	1		93	85	92	129		
6M55470.D	AC98694-009	S	06/29/17 13:27	1		111	117	88	118		
6M55471.D	AC98694-010	S	06/29/17 13:44	1		97	105	87	103		
6M55472.D	AC98694-011	S	06/29/17 14:01	1		95	102	122	89		
6M55473.D	AC98694-012	S	06/29/17 14:17	1		116	113	88	122		
6M55456.D	AC98700-004	S	06/29/17 09:29	1		96	95	116	100		
6M55458.D	MBS61533	S	06/29/17 10:04	1		107	96	95	103		
6M55459.D	AC98700-004(MS)	S	06/29/17 10:20	1		94	92	116	98		
6M55460.D	AC98700-004(MSD)	S	06/29/17 10:37	1		92	95	97	96		

Flags: SD=Surrogate diluted out
*=Surrogate out

Method: EPA 8260C

Soil Laboratory Limits

Compound	Spike Amt	Limits
S1=Dibromofluoromethane	30	63-140
S2=1,2-Dichloroethane-d4	30	63-143
S3=Toluene-d8	30	68-122
S4=Bromofluorobenzene	30	64-129

Form3
Recovery Data Laboratory Limits
QC Batch: MBS61533

Data File	Sample ID:	Analysis Date
Spike or Dup: 6M55458.D	MBS61533	6/29/2017 10:04:00 AM
Non Spike(If applicable):		
Inst Blank(If applicable):		

Method: 8260C Matrix: Soil QC Type: MBS

Analyte:	Col	Spike Conc	Sample Conc	Expected Conc	Recovery	Lower Limit	Upper Limit
Chlorodifluoromethane	1	59.0178	0	50	118	20	130
Dichlorodifluoromethane	1	22.6794	0	50	45	20	130
Chloromethane	1	38.2785	0	50	77	20	130
Bromomethane	1	32.4584	0	50	65	20	130
Vinyl Chloride	1	33.7628	0	50	68	20	130
Chloroethane	1	38.8184	0	50	78	20	130
Trichlorofluoromethane	1	51.9282	0	50	104	20	130
Ethyl ether	1	38.9016	0	50	78	50	130
Furan	1	38.0884	0	50	76	50	130
1,1,2-Trichloro-1,2,2-trifluoroethane	1	37.4237	0	50	75	50	130
Methylene Chloride	1	28.9735	0	50	58	50	130
Acrolein	1	225.0027	0	200	113	20	130
Acrylonitrile	1	42.0665	0	50	84	20	130
Iodomethane	1	47.2444	0	50	94	50	130
Acetone	1	164.3425	0	200	82	20	130
Carbon Disulfide	1	34.7556	0	50	70	50	130
t-Butyl Alcohol	1	221.762	0	200	111	20	130
n-Hexane	1	33.6421	0	50	67	50	130
Di-isopropyl-ether	1	34.4849	0	50	69	50	130
1,1-Dichloroethene	1	38.3746	0	50	77	50	130
Methyl Acetate	1	46.8929	0	50	94	50	130
Methyl-t-butyl ether	1	41.6766	0	50	83	50	130
1,1-Dichloroethane	1	37.4401	0	50	75	50	130
trans-1,2-Dichloroethene	1	41.0781	0	50	82	50	130
Ethyl-t-butyl ether	1	39.4661	0	50	79	50	130
cis-1,2-Dichloroethene	1	37.0718	0	50	74	50	130
Bromochloromethane	1	37.095	0	50	74	50	130
2,2-Dichloropropane	1	39.6714	0	50	79	50	130
Ethyl acetate	1	39.4946	0	50	79	50	130
1,4-Dioxane	1	1523.308	0	2500	61	50	130
1,1-Dichloropropene	1	38.4412	0	50	77	50	130
Chloroform	1	37.2717	0	50	75	50	130
Cyclohexane	1	37.2772	0	50	75	50	130
1,2-Dichloroethane	1	37.8554	0	50	76	50	130
2-Butanone	1	39.8416	0	50	80	20	130
1,1,1-Trichloroethane	1	38.9802	0	50	78	50	130
Carbon Tetrachloride	1	38.8418	0	50	78	50	130
Vinyl Acetate	1	39.7786	0	50	80	50	130
Bromodichloromethane	1	33.7489	0	50	67	50	130
Methylcyclohexane	1	36.052	0	50	72	50	130
Dibromomethane	1	39.3879	0	50	79	50	130
1,2-Dichloropropane	1	32.6044	0	50	65	50	130
Trichloroethene	1	37.318	0	50	75	50	130
Benzene	1	42.8945	0	50	86	50	130
tert-Amyl methyl ether	1	36.2336	0	50	72	50	130
Iso-propylacetate	1	36.5119	0	50	73	50	130
Methyl methacrylate	1	32.1104	0	50	64	50	130
Dibromochloromethane	1	36.7325	0	50	73	50	130
2-Chloroethylvinylether	1	38.5727	0	50	77	50	130
cis-1,3-Dichloropropene	1	31.977	0	50	64	50	130
trans-1,3-Dichloropropene	1	31.419	0	50	63	50	130
Ethyl methacrylate	1	30.3719	0	50	61	50	130
1,1,2-Trichloroethane	1	40.0203	0	50	80	50	130
1,2-Dibromoethane	1	40.0984	0	50	80	50	130
1,3-Dichloropropane	1	38.0878	0	50	76	50	130
4-Methyl-2-Pentanone	1	38.1562	0	50	76	20	130
2-Hexanone	1	35.1915	0	50	70	20	130
Tetrachloroethene	1	33.0107	0	50	66	50	130
Toluene	1	37.9332	0	50	76	50	130
1,1,1,2-Tetrachloroethane	1	38.9811	0	50	78	50	130
Chlorobenzene	1	34.3859	0	50	69	50	130

* - Indicates outside of limits # - Indicates outside of standard limits but within method exceedance limits

Form3
Recovery Data Laboratory Limits
QC Batch: MBS61533

n-Butyl acrylate	1	36.0387	0	50	72	50	130
n-Amyl acetate	1	29.019	0	50	58	50	130
Bromoform	1	35.5252	0	50	71	20	130
Ethylbenzene	1	29.0998	0	50	58	50	130
1,1,2,2-Tetrachloroethane	1	41.4197	0	50	83	50	130
Styrene	1	40.0949	0	50	80	50	130
m&p-Xylenes	1	77.0244	0	100	77	50	130
o-Xylene	1	39.8011	0	50	80	50	130
trans-1,4-Dichloro-2-butene	1	36.9466	0	50	74	20	130
1,3-Dichlorobenzene	1	36.2492	0	50	72	50	130
1,4-Dichlorobenzene	1	35.8657	0	50	72	50	130
1,2-Dichlorobenzene	1	34.5708	0	50	69	50	130
Isopropylbenzene	1	36.719	0	50	73	50	130
Cyclohexanone	1	203.7798	0	250	82	50	130
Camphene	1	36.9321	0	50	74	50	130
1,2,3-Trichloropropane	1	40.5029	0	50	81	50	130
2-Chlorotoluene	1	41.9696	0	50	84	50	130
p-Ethyltoluene	1	40.1669	0	50	80	50	130
4-Chlorotoluene	1	37.496	0	50	75	50	130
n-Propylbenzene	1	37.9623	0	50	76	50	130
Bromobenzene	1	39.2349	0	50	78	50	130
1,3,5-Trimethylbenzene	1	37.2269	0	50	74	50	130
Butyl methacrylate	1	36.544	0	50	73	50	130
t-Butylbenzene	1	38.0995	0	50	76	50	130
1,2,4-Trimethylbenzene	1	38.5625	0	50	77	50	130
sec-Butylbenzene	1	36.3218	0	50	73	50	130
4-Isopropyltoluene	1	39.6365	0	50	79	50	130
n-Butylbenzene	1	39.0983	0	50	78	50	130
p-Diethylbenzene	1	40.8326	0	50	82	50	130
1,2,4,5-Tetramethylbenzene	1	39.5012	0	50	79	50	130
1,2-Dibromo-3-Chloropropane	1	31.2138	0	50	62	50	130
Camphor	1	162.7238	0	500	33 *	50	130
Hexachlorobutadiene	1	29.6822	0	50	59	50	130
1,2,4-Trichlorobenzene	1	37.1533	0	50	74	50	130
1,2,3-Trichlorobenzene	1	28.7955	0	50	58	50	130
Naphthalene	1	32.7127	0	50	65	50	130

* - Indicates outside of limits # - Indicates outside of standard limits but within method exceedance limits

Form3
Recovery Data Laboratory Limits
QC Batch: MBS61533

	Data File	Sample ID:	Analysis Date
Spike or Dup:	6M55459.D	AC98700-004(MS)	6/29/2017 10:20:00 AM
Non Spike(If applicable):	6M55456.D	AC98700-004	6/29/2017 9:29:00 AM
Inst Blank(If applicable):			

Method: 8260C Matrix: Soil QC Type: MS

Analyte:	Col	Spike Conc	Sample Conc	Expected Conc	Recovery	Lower Limit	Upper Limit
Chlorodifluoromethane	1	35.6619	0	50	71	20	130
Dichlorodifluoromethane	1	9.0513	0	50	18*	20	130
Chloromethane	1	33.3968	0	50	67	20	130
Bromomethane	1	29.0259	0	50	58	20	130
Vinyl Chloride	1	28.3254	0	50	57	20	130
Chloroethane	1	35.4012	0	50	71	20	130
Trichlorofluoromethane	1	44.505	0	50	89	20	130
Ethyl ether	1	35.337	0	50	71	50	130
Furan	1	32.5456	0	50	65	50	130
1,1,2-Trichloro-1,2,2-trifluoroethane	1	33.5064	0	50	67	50	130
Methylene Chloride	1	38.2928	0	50	77	50	130
Acrolein	1	170.3516	0	200	85	20	130
Acrylonitrile	1	39.832	0	50	80	20	130
Iodomethane	1	18.3015	0	50	37*	50	130
Acetone	1	156.9074	0	200	78	20	130
Carbon Disulfide	1	30.7812	0	50	62	50	130
t-Butyl Alcohol	1	193.7018	0	200	97	20	130
n-Hexane	1	29.582	0	50	59	50	130
Di-isopropyl-ether	1	33.0266	0	50	66	50	130
1,1-Dichloroethene	1	41.3906	0	50	83	50	130
Methyl Acetate	1	29.589	0	50	59	50	130
Methyl-t-butyl ether	1	38.5068	0	50	77	50	130
1,1-Dichloroethane	1	33.2578	0	50	67	50	130
trans-1,2-Dichloroethene	1	31.2527	0	50	63	50	130
Ethyl-t-butyl ether	1	36.1262	0	50	72	50	130
cis-1,2-Dichloroethene	1	34.4461	0	50	69	50	130
Bromochloromethane	1	30.307	0	50	61	50	130
2,2-Dichloropropane	1	33.2376	0	50	66	50	130
Ethyl acetate	1	34.0264	0	50	68	50	130
1,4-Dioxane	1	1685.71	0	2500	67	50	130
1,1-Dichloropropene	1	34.4828	0	50	69	50	130
Chloroform	1	32.621	0	50	65	50	130
Cyclohexane	1	32.5073	0	50	65	50	130
1,2-Dichloroethane	1	36.8017	0	50	74	50	130
2-Butanone	1	40.9657	0	50	82	20	130
1,1,1-Trichloroethane	1	33.4812	0	50	67	50	130
Carbon Tetrachloride	1	31.4863	0	50	63	50	130
Vinyl Acetate	1	37.4067	0	50	75	50	130
Bromodichloromethane	1	29.9293	0	50	60	50	130
Methylcyclohexane	1	33.0663	0	50	66	50	130
Dibromomethane	1	36.2487	0	50	72	50	130
1,2-Dichloropropane	1	33.0238	0	50	66	50	130
Trichloroethene	1	28.4491	0	50	57	50	130
Benzene	1	35.9737	0	50	72	50	130
tert-Amyl methyl ether	1	35.2243	0	50	70	50	130
Iso-propylacetate	1	40.3908	0	50	81	50	130
Methyl methacrylate	1	38.2117	0	50	76	50	130
Dibromochloromethane	1	35.5383	0	50	71	50	130
2-Chloroethylvinylether	1	45.7247	0	50	91	50	130
cis-1,3-Dichloropropene	1	36.1706	0	50	72	50	130
trans-1,3-Dichloropropene	1	39.1817	0	50	78	50	130
Ethyl methacrylate	1	44.4835	0	50	89	50	130
1,1,2-Trichloroethane	1	39.5167	0	50	79	50	130
1,2-Dibromoethane	1	35.3249	0	50	71	50	130
1,3-Dichloropropane	1	44.4376	0	50	89	50	130
4-Methyl-2-Pentanone	1	48.4634	0	50	97	20	130
2-Hexanone	1	34.1563	0	50	68	20	130
Tetrachloroethene	1	33.8725	0	50	68	50	130
Toluene	1	39.5332	0	50	79	50	130
1,1,1,2-Tetrachloroethane	1	40.7073	0	50	81	50	130
Chlorobenzene	1	39.7775	0	50	80	50	130

* - Indicates outside of limits # - Indicates outside of standard limits but within method exceedance limits

Form3
Recovery Data Laboratory Limits
QC Batch: MBS61533

n-Butyl acrylate	1	31.7036	0	50	63	50	130
n-Amyl acetate	1	34.6347	0	50	69	50	130
Bromoform	1	27.3193	0	50	55	20	130
Ethylbenzene	1	21.4924	0	50	43*	50	130
1,1,2,2-Tetrachloroethane	1	32.489	0	50	65	50	130
Styrene	1	32.8063	0	50	66	50	130
m&p-Xylenes	1	60.7408	0	100	61	50	130
o-Xylene	1	28.4815	0	50	57	50	130
trans-1,4-Dichloro-2-butene	1	29.8597	0	50	60	20	130
1,3-Dichlorobenzene	1	29.1831	0	50	58	50	130
1,4-Dichlorobenzene	1	30.5472	0	50	61	50	130
1,2-Dichlorobenzene	1	29.0277	0	50	58	50	130
Isopropylbenzene	1	29.9855	0	50	60	50	130
Cyclohexanone	1	146.4928	0	250	59	50	130
Camphene	1	30.1243	0	50	60	50	130
1,2,3-Trichloropropane	1	35.6422	0	50	71	50	130
2-Chlorotoluene	1	35.7077	0	50	71	50	130
p-Ethyltoluene	1	32.8362	0	50	66	50	130
4-Chlorotoluene	1	31.3961	0	50	63	50	130
n-Propylbenzene	1	34.4045	0	50	69	50	130
Bromobenzene	1	36.668	0	50	73	50	130
1,3,5-Trimethylbenzene	1	31.2616	0	50	63	50	130
Butyl methacrylate	1	36.1719	0	50	72	50	130
t-Butylbenzene	1	29.5886	0	50	59	50	130
1,2,4-Trimethylbenzene	1	33.9237	0	50	68	50	130
sec-Butylbenzene	1	30.1063	0	50	60	50	130
4-Isopropyltoluene	1	29.8366	0	50	60	50	130
n-Butylbenzene	1	33.6362	0	50	67	50	130
p-Diethylbenzene	1	30.4594	0	50	61	50	130
1,2,4,5-Tetramethylbenzene	1	33.0074	0	50	66	50	130
1,2-Dibromo-3-Chloropropane	1	34.5333	0	50	69	50	130
Camphor	1	257.5594	0	500	52	50	130
Hexachlorobutadiene	1	22.1557	0	50	44*	50	130
1,2,4-Trichlorobenzene	1	28.8374	0	50	58	50	130
1,2,3-Trichlorobenzene	1	26.5351	0	50	53	50	130
Naphthalene	1	36.4458	0	50	73	50	130

* - Indicates outside of limits # - Indicates outside of standard limits but within method exceedance limits

Form3
Recovery Data Laboratory Limits
QC Batch: MBS61533

	Data File	Sample ID:	Analysis Date
Spike or Dup:	6M55460.D	AC98700-004(MSD)	6/29/2017 10:37:00 AM
Non Spike(If applicable):	6M55456.D	AC98700-004	6/29/2017 9:29:00 AM
Inst Blank(If applicable):			

Method: 8260C Matrix: Soil QC Type: MSD

Analyte:	Col	Spike Conc	Sample Conc	Expected Conc	Recovery	Lower Limit	Upper Limit
Chlorodifluoromethane	1	31.6584	0	50	63	20	130
Dichlorodifluoromethane	1	11.0589	0	50	22	20	130
Chloromethane	1	18.8594	0	50	38	20	130
Bromomethane	1	31.5917	0	50	63	20	130
Vinyl Chloride	1	30.5246	0	50	61	20	130
Chloroethane	1	25.6779	0	50	51	20	130
Trichlorofluoromethane	1	37.3747	0	50	75	20	130
Ethyl ether	1	38.4278	0	50	77	50	130
Furan	1	22.9756	0	50	46*	50	130
1,1,2-Trichloro-1,2,2-trifluoroethane	1	37.0592	0	50	74	50	130
Methylene Chloride	1	49.0216	0	50	98	50	130
Acrolein	1	139.5152	0	200	70	20	130
Acrylonitrile	1	26.8189	0	50	54	20	130
Iodomethane	1	47.2657	0	50	95	50	130
Acetone	1	372.9359	0	200	186*	20	130
Carbon Disulfide	1	32.8023	0	50	66	50	130
t-Butyl Alcohol	1	260.2726	0	200	130	20	130
n-Hexane	1	34.2024	0	50	68	50	130
Di-isopropyl-ether	1	36.396	0	50	73	50	130
1,1-Dichloroethene	1	28.9273	0	50	58	50	130
Methyl Acetate	1	45.6579	0	50	91	50	130
Methyl-t-butyl ether	1	43.6397	0	50	87	50	130
1,1-Dichloroethane	1	36.7625	0	50	74	50	130
trans-1,2-Dichloroethene	1	33.7858	0	50	68	50	130
Ethyl-t-butyl ether	1	42.6824	0	50	85	50	130
cis-1,2-Dichloroethene	1	37.139	0	50	74	50	130
Bromochloromethane	1	53.0224	0	50	106	50	130
2,2-Dichloropropane	1	38.3571	0	50	77	50	130
Ethyl acetate	1	33.0319	0	50	66	50	130
1,4-Dioxane	1	2334.518	0	2500	93	50	130
1,1-Dichloropropene	1	35.1217	0	50	70	50	130
Chloroform	1	39.2934	0	50	79	50	130
Cyclohexane	1	35.0945	0	50	70	50	130
1,2-Dichloroethane	1	38.3824	0	50	77	50	130
2-Butanone	1	68.1748	0	50	136*	20	130
1,1,1-Trichloroethane	1	37.1799	0	50	74	50	130
Carbon Tetrachloride	1	37.3044	0	50	75	50	130
Vinyl Acetate	1	42.7574	0	50	86	50	130
Bromodichloromethane	1	35.4139	0	50	71	50	130
Methylcyclohexane	1	33.8739	0	50	68	50	130
Dibromomethane	1	40.1882	0	50	80	50	130
1,2-Dichloropropane	1	38.2269	0	50	76	50	130
Trichloroethene	1	38.1878	0	50	76	50	130
Benzene	1	43.7458	0	50	87	50	130
tert-Amyl methyl ether	1	39.8578	0	50	80	50	130
Iso-propylacetate	1	42.4175	0	50	85	50	130
Methyl methacrylate	1	35.6318	0	50	71	50	130
Dibromochloromethane	1	42.7538	0	50	86	50	130
2-Chloroethylvinylether	1	35.5466	0	50	71	50	130
cis-1,3-Dichloropropene	1	36.7209	0	50	73	50	130
trans-1,3-Dichloropropene	1	35.8128	0	50	72	50	130
Ethyl methacrylate	1	39.6459	0	50	79	50	130
1,1,2-Trichloroethane	1	34.7601	0	50	70	50	130
1,2-Dibromoethane	1	41.2338	0	50	82	50	130
1,3-Dichloropropane	1	42.4467	0	50	85	50	130
4-Methyl-2-Pentanone	1	48.1061	0	50	96	20	130
2-Hexanone	1	42.0177	0	50	84	20	130
Tetrachloroethene	1	33.0244	0	50	66	50	130
Toluene	1	38.996	0	50	78	50	130
1,1,1,2-Tetrachloroethane	1	39.0434	0	50	78	50	130
Chlorobenzene	1	37.7962	0	50	76	50	130

* - Indicates outside of limits # - Indicates outside of standard limits but within method exceedance limits

Form3
Recovery Data Laboratory Limits
QC Batch: MBS61533

n-Butyl acrylate	1	41.0506	0	50	82	50	130
n-Amyl acetate	1	38.1423	0	50	76	50	130
Bromoform	1	40.2691	0	50	81	20	130
Ethylbenzene	1	31.9029	0	50	64	50	130
1,1,2,2-Tetrachloroethane	1	45.6766	0	50	91	50	130
Styrene	1	42.1875	0	50	84	50	130
m&p-Xylenes	1	80.98	0	100	81	50	130
o-Xylene	1	40.0517	0	50	80	50	130
trans-1,4-Dichloro-2-butene	1	37.2873	0	50	75	20	130
1,3-Dichlorobenzene	1	36.1948	0	50	72	50	130
1,4-Dichlorobenzene	1	38.0841	0	50	76	50	130
1,2-Dichlorobenzene	1	37.5512	0	50	75	50	130
Isopropylbenzene	1	38.0589	0	50	76	50	130
Cyclohexanone	1	197.6236	0	250	79	50	130
Camphene	1	36.1141	0	50	72	50	130
1,2,3-Trichloropropane	1	46.6552	0	50	93	50	130
2-Chlorotoluene	1	47.9901	0	50	96	50	130
p-Ethyltoluene	1	40.6149	0	50	81	50	130
4-Chlorotoluene	1	40.0444	0	50	80	50	130
n-Propylbenzene	1	37.7686	0	50	76	50	130
Bromobenzene	1	38.3992	0	50	77	50	130
1,3,5-Trimethylbenzene	1	39.3299	0	50	79	50	130
Butyl methacrylate	1	43.9316	0	50	88	50	130
t-Butylbenzene	1	37.8991	0	50	76	50	130
1,2,4-Trimethylbenzene	1	40.4013	0	50	81	50	130
sec-Butylbenzene	1	36.8489	0	50	74	50	130
4-Isopropyltoluene	1	37.6885	0	50	75	50	130
n-Butylbenzene	1	38.306	0	50	77	50	130
p-Diethylbenzene	1	39.6395	0	50	79	50	130
1,2,4,5-Tetramethylbenzene	1	40.5133	0	50	81	50	130
1,2-Dibromo-3-Chloropropane	1	43.539	0	50	87	50	130
Camphor	1	422.3449	0	500	84	50	130
Hexachlorobutadiene	1	24.6177	0	50	49*	50	130
1,2,4-Trichlorobenzene	1	39.4775	0	50	79	50	130
1,2,3-Trichlorobenzene	1	36.4705	0	50	73	50	130
Naphthalene	1	43.4535	0	50	87	50	130

* - Indicates outside of limits # - Indicates outside of standard limits but within method exceedance limits

Form3
RPD Data Laboratory Limits
QC Batch: MBS61533

	Data File	Sample ID:	Analysis Date
Spike or Dup:	6M55460.D	AC98700-004(MSD)	6/29/2017 10:37:00 AM
Duplicate(If applicable):	6M55459.D	AC98700-004(MS)	6/29/2017 10:20:00 AM
Inst Blank(If applicable):			

Method: 8260C Matrix: Soil QC Type: MSD

Analyte:	Column	Dup/MSD/MBSD Conc	Sample/MS/MBS Conc	RPD	Limit
Chlorodifluoromethane	1	31.6584	35.6619	12	30
Dichlorodifluoromethane	1	11.0589	9.0513	20	30
Chloromethane	1	18.8594	33.3968	56*	30
Bromomethane	1	31.5917	29.0259	8.5	30
Vinyl Chloride	1	30.5246	28.3254	7.5	40
Chloroethane	1	25.6779	35.4012	32*	30
Trichlorofluoromethane	1	37.3747	44.505	17	30
Ethyl ether	1	38.4278	35.337	8.4	30
Furan	1	22.9756	32.5456	34*	30
1,1,2-Trichloro-1,2,2-trifluoroethane	1	37.0592	33.5064	10	30
Methylene Chloride	1	49.0216	38.2928	25	30
Acrolein	1	139.5152	170.3516	20	30
Acrylonitrile	1	26.8189	39.832	39*	30
Iodomethane	1	47.2657	18.3015	88*	30
Acetone	1	372.9359	156.9074	82*	30
Carbon Disulfide	1	32.8023	30.7812	6.4	30
t-Butyl Alcohol	1	260.2726	193.7018	29	30
n-Hexane	1	34.2024	29.582	14	30
Di-isopropyl-ether	1	36.396	33.0266	9.7	30
1,1-Dichloroethene	1	28.9273	41.3906	35	40
Methyl Acetate	1	45.6579	29.589	43*	30
Methyl-t-butyl ether	1	43.6397	38.5068	12	30
1,1-Dichloroethane	1	36.7625	33.2578	10	40
trans-1,2-Dichloroethene	1	33.7858	31.2527	7.8	30
Ethyl-t-butyl ether	1	42.6824	36.1262	17	30
cis-1,2-Dichloroethene	1	37.139	34.4461	7.5	30
Bromochloromethane	1	53.0224	30.307	55*	30
2,2-Dichloropropane	1	38.3571	33.2376	14	30
Ethyl acetate	1	33.0319	34.0264	3	30
1,4-Dioxane	1	2334.518	1685.71	32*	30
1,1-Dichloropropene	1	35.1217	34.4828	1.8	30
Chloroform	1	39.2934	32.621	19	40
Cyclohexane	1	35.0945	32.5073	7.7	30
1,2-Dichloroethane	1	38.3824	36.8017	4.2	40
2-Butanone	1	68.1748	40.9657	50*	40
1,1,1-Trichloroethane	1	37.1799	33.4812	10	30
Carbon Tetrachloride	1	37.3044	31.4863	17	40
Vinyl Acetate	1	42.7574	37.4067	13	30
Bromodichloromethane	1	35.4139	29.9293	17	30
Methylcyclohexane	1	33.8739	33.0663	2.4	30
Dibromomethane	1	40.1882	36.2487	10	30
1,2-Dichloropropane	1	38.2269	33.0238	15	30
Trichloroethene	1	38.1878	28.4491	29	40
Benzene	1	43.7458	35.9737	19	40
tert-Amyl methyl ether	1	39.8578	35.2243	12	30
Iso-propylacetate	1	42.4175	40.3908	4.9	30
Methyl methacrylate	1	35.6318	38.2117	7	30
Dibromochloromethane	1	42.7538	35.5383	18	30
2-Chloroethylvinylether	1	35.5466	45.7247	25	30
cis-1,3-Dichloropropene	1	36.7209	36.1706	1.5	30
trans-1,3-Dichloropropene	1	35.8128	39.1817	9	30
Ethyl methacrylate	1	39.6459	44.4835	12	30
1,1,2-Trichloroethane	1	34.7601	39.5167	13	30
1,2-Dibromoethane	1	41.2338	35.3249	15	30
1,3-Dichloropropane	1	42.4467	44.4376	4.6	30
4-Methyl-2-Pentanone	1	48.1061	48.4634	0.74	30
2-Hexanone	1	42.0177	34.1563	21	30
Tetrachloroethene	1	33.0244	33.8725	2.5	40
Toluene	1	38.996	39.5332	1.4	40
1,1,1,2-Tetrachloroethane	1	39.0434	40.7073	4.2	30
Chlorobenzene	1	37.7962	39.7775	5.1	40
n-Butyl acrylate	1	41.0506	31.7036	26	30
n-Amyl acetate	1	38.1423	34.6347	9.6	30

Form3
RPD Data Laboratory Limits
QC Batch: MBS61533

Bromoform	1	40.2691	27.3193	38*	30
Ethylbenzene	1	31.9029	21.4924	39*	30
1,1,2,2-Tetrachloroethane	1	45.6766	32.489	34*	30
Styrene	1	42.1875	32.8063	25	30
m&p-Xylenes	1	80.98	60.7408	29	30
o-Xylene	1	40.0517	28.4815	34*	30
trans-1,4-Dichloro-2-butene	1	37.2873	29.8597	22	30
1,3-Dichlorobenzene	1	36.1948	29.1831	21	30
1,4-Dichlorobenzene	1	38.0841	30.5472	22	40
1,2-Dichlorobenzene	1	37.5512	29.0277	26	40
Isopropylbenzene	1	38.0589	29.9855	24	30
Cyclohexanone	1	197.6236	146.4928	30	30
Camphene	1	36.1141	30.1243	18	30
1,2,3-Trichloropropane	1	46.6552	35.6422	27	30
2-Chlorotoluene	1	47.9901	35.7077	29	30
p-Ethyltoluene	1	40.6149	32.8362	21	30
4-Chlorotoluene	1	40.0444	31.3961	24	30
n-Propylbenzene	1	37.7686	34.4045	9.3	40
Bromobenzene	1	38.3992	36.668	4.6	30
1,3,5-Trimethylbenzene	1	39.3299	31.2616	23	30
Butyl methacrylate	1	43.9316	36.1719	19	30
t-Butylbenzene	1	37.8991	29.5886	25	30
1,2,4-Trimethylbenzene	1	40.4013	33.9237	17	30
sec-Butylbenzene	1	36.8489	30.1063	20	40
4-Isopropyltoluene	1	37.6885	29.8366	23	30
n-Butylbenzene	1	38.306	33.6362	13	30
p-Diethylbenzene	1	39.6395	30.4594	26	30
1,2,4,5-Tetramethylbenzene	1	40.5133	33.0074	20	30
1,2-Dibromo-3-Chloropropane	1	43.539	34.5333	23	30
Camphor	1	422.3449	257.5594	48*	30
Hexachlorobutadiene	1	24.6177	22.1557	11	30
1,2,4-Trichlorobenzene	1	39.4775	28.8374	31*	30
1,2,3-Trichlorobenzene	1	36.4705	26.5351	32*	30
Naphthalene	1	43.4535	36.4458	18	30

* - Indicates outside of limits NA - Both concentrations=0... no result can be calculated

FORM 4
Blank Summary

Blank Number: DAILY BLANK
Blank Data File: 6M55455.D
Matrix: Soil

Blank Analysis Date: 06/29/17 09:11
Blank Extraction Date: NA
(If Applicable)
Method: EPA 8260C

Sample Number	Data File	Analysis Date
AC98694-001	6M55462.D	06/29/17 11:15
AC98694-002	6M55463.D	06/29/17 11:31
AC98694-003	6M55464.D	06/29/17 11:48
AC98694-004	6M55465.D	06/29/17 12:04
AC98694-005	6M55466.D	06/29/17 12:21
AC98694-006	6M55467.D	06/29/17 12:38
AC98694-007	6M55468.D	06/29/17 12:54
AC98694-008	6M55469.D	06/29/17 13:11
AC98694-009	6M55470.D	06/29/17 13:27
AC98694-010	6M55471.D	06/29/17 13:44
AC98694-011	6M55472.D	06/29/17 14:01
AC98694-012	6M55473.D	06/29/17 14:17
AC98700-004(MSD	6M55460.D	06/29/17 10:37
AC98700-004	6M55456.D	06/29/17 09:29
MBS61533	6M55458.D	06/29/17 10:04
AC98700-004(MS)	6M55459.D	06/29/17 10:20

Form 5

Tune Name: BFB TUNE
Instrument: GCMS 6

Data File: 6M54843.D
Analysis Date: 06/15/17 07:28
Method: EPA 8260C

Tune Scan/Time Range: Average of 4.315 to 4.325 min

Tgt Mass	Rel Mass	Lo Lim	Hi Lim	Rel Abund	Raw Abund	Pass/ Fail
50	95	15	40	23.8	47516	PASS
75	95	30	60	50.4	100564	PASS
95	95	100	100	100.0	199424	PASS
96	95	5	9	6.3	12598	PASS
173	174	0.00	2	0.4	624	PASS
174	95	50	100	81.3	162112	PASS
175	174	5	9	8.1	13130	PASS
176	174	95	101	100.7	163200	PASS
177	176	5	9	6.3	10305	PASS

Data File	Sample Number	Analysis Date:
6M54844.D	BLK	06/15/17 07:38
6M54846.D	CAL @ 0.5 PPB	06/15/17 08:15
6M54847.D	CAL @ 1 PPB	06/15/17 08:32
6M54848.D	CAL @ 2 PPB	06/15/17 08:49
6M54849.D	CAL @ 5 PPB	06/15/17 09:05
6M54850.D	CAL @ 20 PPB	06/15/17 09:22
6M54851.D	CAL @ 500 PPB	06/15/17 09:39
6M54853.D	CAL @ 250 PPB	06/15/17 10:12
6M54855.D	CAL @ 100 PPB	06/15/17 10:45
6M54857.D	CAL @ 50 PPB	06/15/17 11:18
6M54860.D	STD	06/15/17 12:08
6M54861.D	ICV	06/15/17 12:25
6M54864.D	DAILY BLANK	06/15/17 13:15
6M54865.D	0.5 PPB	06/15/17 13:34
6M54866.D	AC98276-002	06/15/17 13:51
6M54867.D	AC98276-001	06/15/17 14:07
6M54868.D	98395-001	06/15/17 14:25
6M54869.D	AC98385-013(5X)	06/15/17 14:42
6M54870.D	MBS61243	06/15/17 14:58
6M54871.D	AC98301-005(MS)	06/15/17 15:16
6M54872.D	AC98301-005(MSD	06/15/17 15:32
6M54873.D	BLK	06/15/17 15:49
6M54874.D	AC98352-010	06/15/17 16:06
6M54875.D	AC98352-011	06/15/17 16:22
6M54876.D	AC98458-001	06/15/17 16:39
6M54877.D	AC98458-002	06/15/17 16:55
6M54878.D	AC98458-003	06/15/17 17:12
6M54879.D	AC98458-004	06/15/17 17:28
6M54880.D	AC98450-001	06/15/17 17:45
6M54881.D	AC98458-005	06/15/17 18:02

Data Path : G:\GcMsData\2017\GCMS_6\Data\06-15-17\
Data File : 6M54843.D
Acq On : 15 Jun 2017 7:28
Operator : SG
Sample : BFB TUNE
Misc : S,5G
ALS Vial : 2 Sample Multiplier: 1

Integration File: RTEINT.P

Method : G:\GcMsData\2017\GCMS_6\MethodQt\6M_S0519.M
Title : @GCMS_6,ug,624,8260
Last Update : Fri May 19 12:16:36 2017

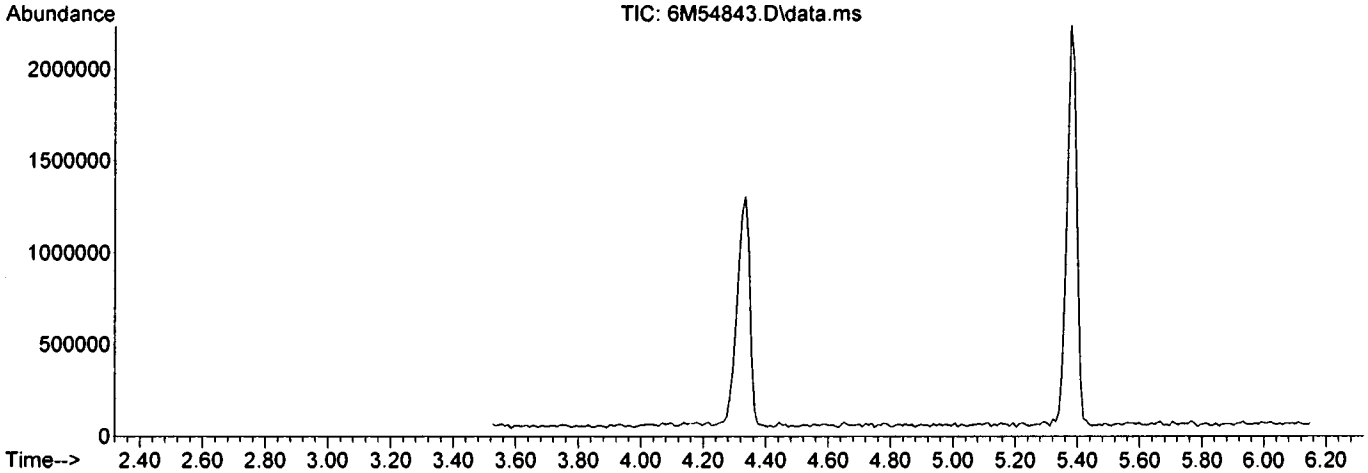

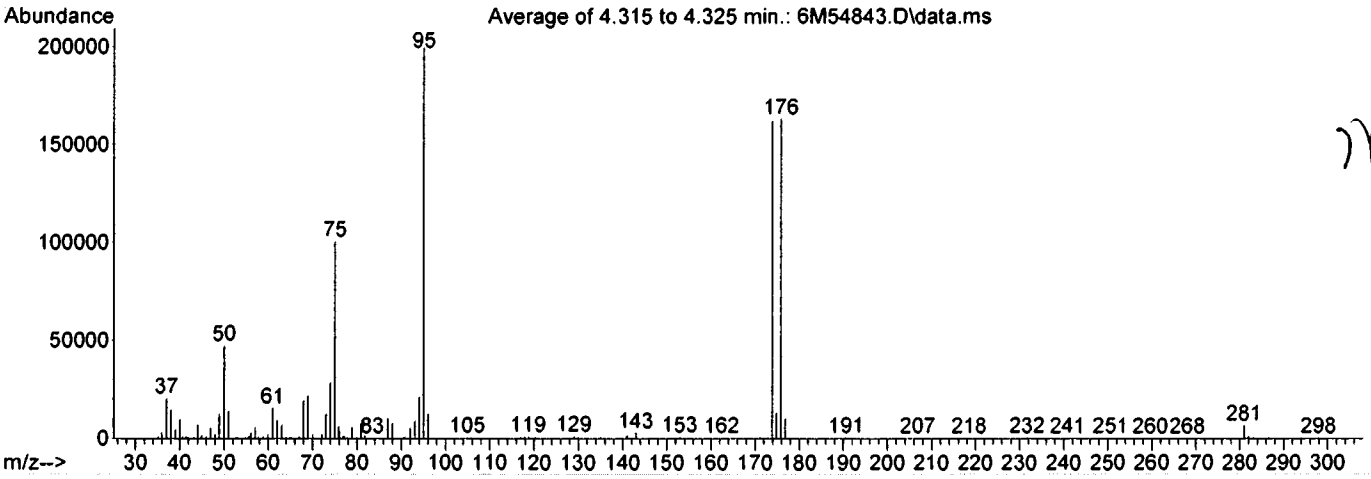

Spectrum Information: Average of 4.315 to 4.325 min.

Target Mass	Rel. to Mass	Lower Limit%	Upper Limit%	Rel. Abn%	Raw Abn	Result Pass/Fail
50	95	15	40	23.8	47516	PASS
75	95	30	60	50.4	100564	PASS
95	95	100	100	100.0	199424	PASS
96	95	5	9	6.3	12598	PASS
173	174	0.00	2	0.4	624	PASS
174	95	50	100	81.3	162112	PASS
175	174	5	9	8.1	13130	PASS
176	174	95	101	100.7	163200	PASS
177	176	5	9	6.3	10305	PASS

Form 5

Tune Name: BFB TUNE
Instrument: GCMS 6

Data File: 6M55449.D
Analysis Date: 06/29/17 07:38
Method: EPA 8260C

Tune Scan/Time Range: Average of 4.330 to 4.349 min

Tgt Mass	Rel Mass	Lo Lim	Hi Lim	Rel Abund	Raw Abund	Pass/ Fail
50	95	15	40	21.9	31799	PASS
75	95	30	60	49.5	72013	PASS
95	95	100	100	100.0	145501	PASS
96	95	5	9	7.9	11477	PASS
173	174	0.00	2	0.5	635	PASS
174	95	50	100	88.3	128419	PASS
175	174	5	9	7.8	10062	PASS
176	174	95	101	98.7	126760	PASS
177	176	5	9	7.7	9786	PASS

Data File	Sample Number	Analysis Date:
6M55451.D	CAL @ 50 PPB	06/29/17 08:05
6M55454.D	BLK	06/29/17 08:54
6M55455.D	DAILY BLANK	06/29/17 09:11
6M55456.D	AC98700-004	06/29/17 09:29
6M55457.D	AC98700-005	06/29/17 09:46
6M55458.D	MBS61533	06/29/17 10:04
6M55459.D	AC98700-004(MS)	06/29/17 10:20
6M55460.D	AC98700-004(MSD	06/29/17 10:37
6M55461.D	BLK	06/29/17 10:53
6M55462.D	AC98694-001	06/29/17 11:15
6M55463.D	AC98694-002	06/29/17 11:31
6M55464.D	AC98694-003	06/29/17 11:48
6M55465.D	AC98694-004	06/29/17 12:04
6M55466.D	AC98694-005	06/29/17 12:21
6M55467.D	AC98694-006	06/29/17 12:38
6M55468.D	AC98694-007	06/29/17 12:54
6M55469.D	AC98694-008	06/29/17 13:11
6M55470.D	AC98694-009	06/29/17 13:27
6M55471.D	AC98694-010	06/29/17 13:44
6M55472.D	AC98694-011	06/29/17 14:01
6M55473.D	AC98694-012	06/29/17 14:17
6M55474.D	BLK	06/29/17 14:34
6M55475.D	AC98676-007	06/29/17 14:50
6M55476.D	AC98676-004	06/29/17 15:07
6M55477.D	AC98677-003	06/29/17 15:24
6M55478.D	AC98677-006	06/29/17 15:40
6M55479.D	AC98677-007	06/29/17 15:57
6M55480.D	AC98693-005(MS)	06/29/17 16:13
6M55481.D	AC98693-005(MSD	06/29/17 16:30
6M55482.D	MBS61537	06/29/17 16:46
6M55483.D	BLK	06/29/17 17:03
6M55484.D	AC98701-001	06/29/17 17:20
6M55485.D	AC98701-002	06/29/17 17:36
6M55486.D	AC98701-003	06/29/17 17:53
6M55487.D	AC98701-004	06/29/17 18:09
6M55488.D	AC98701-005	06/29/17 18:26
6M55489.D	AC98693-004	06/29/17 18:42
6M55490.D	AC98693-005	06/29/17 18:59
6M55491.D	AC98693-006	06/29/17 19:15
6M55492.D	MBS61538	06/29/17 19:32
6M55493.D	BLK	06/29/17 19:48
6M55494.D	BLK	06/29/17 20:05
6M55495.D	BLK	06/29/17 20:22

Data Path : G:\GcMsData\2017\GCMS_6\Data\06-29-17\
Data File : 6M55449.D
Acq On : 29 Jun 2017 7:38
Operator : SG
Sample : BFB TUNE
Misc : S,5G
ALS Vial : 2 Sample Multiplier: 1

Integration File: RTEINT.P

Method : G:\GcMsData\2017\GCMS_6\MethodQt\6M_S0615.M
Title : @GCMS_6,ug,624,8260
Last Update : Thu Jun 15 17:02:26 2017

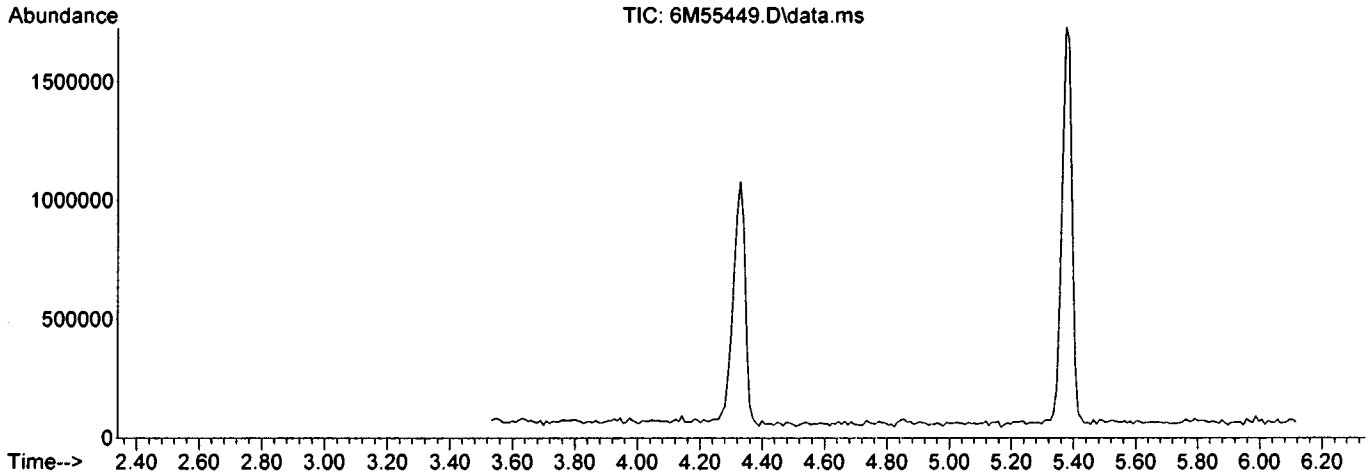

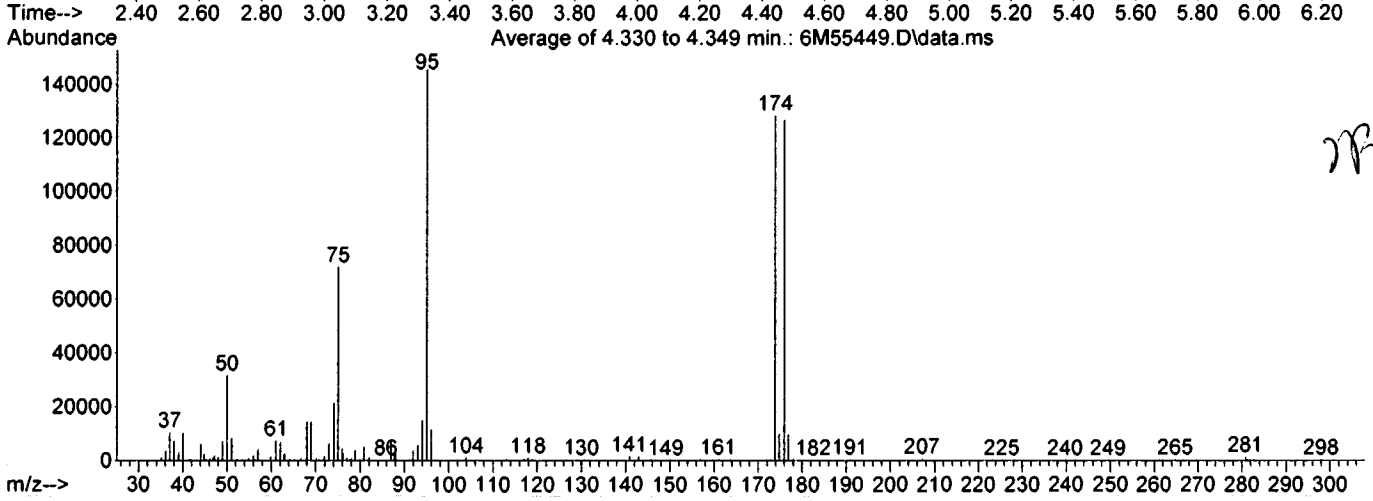

Spectrum Information: Average of 4.330 to 4.349 min.

Target Mass	Rel. to Mass	Lower Limit%	Upper Limit%	Rel. Abn%	Raw Abn	Result Pass/Fail
50	95	15	40	21.9	31799	PASS
75	95	30	60	49.5	72013	PASS
95	95	100	100	100.0	145501	PASS
96	95	5	9	7.9	11477	PASS
173	174	0.00	2	0.5	635	PASS
174	95	50	100	88.3	128419	PASS
175	174	5	9	7.8	10062	PASS
176	174	95	101	98.7	126760	PASS
177	176	5	9	7.7	9786	PASS

Form 6
Initial Calibration

Method: EPA 8260C

Instrument: GCMS_6

Level #:	Data File:	Cal Identifier:	Analysis Date/Time	Level #:	Data File:	Cal Identifier:	Analysis Date/Time
1	6M54850.D	CAL @ 20 PPB	06/15/17 09:22	2	6M54849.D	CAL @ 5 PPB	06/15/17 09:05
3	6M54848.D	CAL @ 2 PPB	06/15/17 08:49	4	6M54857.D	CAL @ 50 PPB	06/15/17 11:18
5	6M54855.D	CAL @ 100 PPB	06/15/17 10:45	6	6M54853.D	CAL @ 250 PPB	06/15/17 10:12
7	6M54851.D	CAL @ 500 PPB	06/15/17 09:39	8	6M54847.D	CAL @ 1 PPB	06/15/17 08:32
9	6M54846.D	CAL @ 0.5 PPB	06/15/17 08:15				

Compound	Col	Mr	Fit:	RF1	RF2	RF3	RF4	RF5	RF6	RF7	RF8	RF9	AvgRf	RT	Corr1	Corr2	%Rsd		Calibration Level Concentrations Lvl1	Lvl2	Lvl3	Lvl4	Lvl5	Lvl6	Lvl7	Lvl8	Lvl9
Chlorodifluoromethane	1	0	Avg	1.3502	1.0597	0.9095	1.2761	1.4097	1.2030	1.2307	-----	-----	1.21	1.42	0.999	0.999	14	0.10	20.00	5.00	2.00	50.00	100.0	250.0	500.0		
Dichlorodifluorometha	1	0	Avg	0.5520	0.5251	0.4898	0.5087	0.5760	0.4895	0.5197	-----	-----	0.523	1.42	0.998	0.999	6.1	0.10	20.00	5.00	2.00	50.00	100.0	250.0	500.0		
Chloromethane	1	0	Avg	0.4838	0.4148	0.5971	0.6876	0.6746	0.6640	0.6881	-----	-----	0.601	1.57	1.00	1.00	18	0.10	20.00	5.00	2.00	50.00	100.0	250.0	500.0		
Bromomethane	1	0	Avg	0.4091	0.4813	0.5311	0.3856	0.4136	0.3817	0.4308	-----	-----	0.433	1.96	0.997	0.999	13	0.10	20.00	5.00	2.00	50.00	100.0	250.0	500.0		
Vinyl Chloride	1	0	Avg	0.7626	0.6890	0.6612	0.7224	0.7845	0.6754	0.7203	-----	-----	0.717	1.67	0.999	0.999	6.3	0.10	20.00	5.00	2.00	50.00	100.0	250.0	500.0		
Chloroethane	1	0	Avg	0.4813	0.2466	0.4637	0.4577	0.4905	0.4063	0.4597	-----	-----	0.429	2.04	0.996	0.998	20	0.10	20.00	5.00	2.00	50.00	100.0	250.0	500.0		
Trichlorofluoromethan	1	0	Avg	0.5163	0.6440	0.4753	0.4523	0.5174	0.4662	0.4377	-----	-----	0.501	2.25	0.998	1.00	14	0.10	20.00	5.00	2.00	50.00	100.0	250.0	500.0		
Ethyl ether	1	0	Avg	0.2867	0.2290	0.2376	0.2168	0.2494	0.2257	0.2402	-----	-----	0.241	2.48	0.999	0.999	9.5	0.50 a	20.00	5.00	2.00	50.00	100.0	250.0	500.0		
Furan	1	0	Avg	1.1288	1.0645	1.3634	1.2087	1.4000	1.3126	1.4634	-----	-----	1.28	2.52	0.998	0.999	12	0.50	20.00	5.00	2.00	50.00	100.0	250.0	500.0		
1,1,2-Trichloro-1,2,2-tr	1	0	Avg	0.6105	0.6736	0.6393	0.5864	0.6408	0.5130	0.5518	-----	-----	0.602	2.67	0.997	0.998	9.3	0.10	20.00	5.00	2.00	50.00	100.0	250.0	500.0		
Methylene Chloride	1	0	Avg	0.3598	0.2235	0.3736	0.3251	0.3434	0.3411	0.3724	-----	-----	0.334	3.07	0.998	1.00	16	0.10	20.00	5.00	2.00	50.00	100.0	250.0	500.0		
Acrolein	1	0	Qua	0.0155	0.0182	0.0110	0.0097	0.0116	0.0157	0.0181	-----	-----	0.0143	2.58	0.992	0.999	24		100.0	25.00	10.00	250.0	500.0	1250.	2500.		
Acrylonitrile	1	0	Avg	0.0402	0.0650	0.0585	0.0473	0.0496	0.0510	0.0511	-----	-----	0.0518	3.26	1.00	1.00	15		20.00	5.00	2.00	50.00	100.0	250.0	500.0		
Iodomethane	1	0	Qua	0.5567	0.2250	0.4462	0.4806	0.5215	0.5918	0.6608	-----	-----	0.498	2.81	0.997	1.00	28		20.00	5.00	2.00	50.00	100.0	250.0	500.0		
Acetone	1	0	Avg	0.0333	0.0364	0.0378	0.0316	0.0246	0.0392	0.0415	-----	-----	0.0350	2.71	0.994	0.997	16	0.10 a	100.0	25.00	10.00	250.0	500.0	1250.	2500.		
Carbon Disulfide	1	0	Avg	1.6776	1.7067	1.9700	1.8640	2.0624	1.8238	2.0098	-----	-----	1.87	2.87	0.998	0.999	7.9	0.10	20.00	5.00	2.00	50.00	100.0	250.0	500.0		
t-Butyl Alcohol	1	0	Avg	0.0094	0.0069	0.0097	0.0071	0.0068	0.0069	0.0062	-----	-----	0.00763	3.12	0.997	1.00	18		100.0	25.00	10.00	250.0	500.0	1250.	2500.		
n-Hexane	1	0	Avg	0.9960	1.0419	1.2266	1.1078	1.1747	1.0614	1.1327	-----	-----	1.11	3.51	0.999	0.999	7.2		20.00	5.00	2.00	50.00	100.0	250.0	500.0		
Di-isopropyl-ether	1	0	Avg	1.5066	1.6748	1.8961	1.5279	1.6654	1.5015	1.6874	-----	-----	1.64	3.67	0.997	0.999	8.6		20.00	5.00	2.00	50.00	100.0	250.0	500.0		
1,1-Dichloroethene	1	0	Avg	0.9699	0.6811	0.9141	0.7138	0.6546	0.9954	1.0697	-----	-----	0.857	2.68	0.994	0.997	20	0.10	20.00	5.00	2.00	50.00	100.0	250.0	500.0		
Methyl Acetate	1	0	Avg	0.1835	0.1628	0.1589	0.1300	0.2056	0.1784	0.1834	-----	-----	0.172	2.97	0.998	0.998	14	0.10	20.00	5.00	2.00	50.00	100.0	250.0	500.0		
Methyl-t-butyl ether	1	0	Avg	0.4568	0.5446	0.3819	0.4320	0.4972	0.4428	0.4980	0.2968	-----	0.444	3.28	0.997	0.999	17	0.10	20.00	5.00	2.00	50.00	100.0	250.0	500.0	1.00	
1,1-Dichloroethane	1	0	Avg	1.0647	0.9847	1.0930	0.9991	1.0076	0.9644	1.0321	-----	-----	1.02	3.64	0.999	1.00	4.5	0.20	20.00	5.00	2.00	50.00	100.0	250.0	500.0		
trans-1,2-Dichloroethe	1	0	Avg	0.5308	0.5102	0.7075	0.5463	0.5767	0.5106	0.5558	-----	-----	0.563	3.29	0.998	0.999	12	0.10	20.00	5.00	2.00	50.00	100.0	250.0	500.0		
Ethyl-t-butyl ether	1	0	Avg	0.8151	0.8048	1.1458	0.7880	0.8664	0.8117	0.9211	-----	-----	0.879	3.95	0.997	0.999	14	0.50	20.00	5.00	2.00	50.00	100.0	250.0	500.0		
cis-1,2-Dichloroethene	1	0	Avg	0.9759	0.8568	1.3022	0.8875	1.0317	0.8877	0.9493	-----	-----	0.984	4.07	0.998	0.999	15	0.10	20.00	5.00	2.00	50.00	100.0	250.0	500.0		
Bromochloromethane	1	0	Avg	0.2724	0.3655	0.3633	0.2963	0.2958	0.3798	0.4017	-----	-----	0.339	4.22	0.997	0.999	15		20.00	5.00	2.00	50.00	100.0	250.0	500.0		
2,2-Dichloropropane	1	0	Avg	0.7030	0.7240	0.9574	0.7299	0.8472	0.7594	0.8473	-----	-----	0.795	4.07	0.997	0.999	12		20.00	5.00	2.00	50.00	100.0	250.0	500.0		
Ethyl acetate	1	0	Avg	0.1677	0.1646	0.1872	0.1623	0.1713	0.1556	0.1464	-----	-----	0.165	4.10	0.998	1.00	7.7		20.00	5.00	2.00	50.00	100.0	250.0	500.0		
1,4-Dioxane	1	0	Qua	0.0008	0.0006	0.0025	0.0011	0.0011	0.0012	0.0010	-----	-----	0.00123	5.12	0.995	0.999	48		1000.	250.0	100.0	2500.	5000.	1250	2500		
1,1-Dichloropropene	1	0	Avg	0.9175	0.9601	1.1333	0.9308	0.9436	0.8641	0.8826	-----	-----	0.947	4.49	1.00	1.00	9.3		20.00	5.00	2.00	50.00	100.0	250.0	500.0		
Chloroform	1	0	Avg	0.8573	0.8942	1.1808	0.8013	0.8380	0.7977	0.8617	-----	-----	0.890	4.27	0.999	1.00	15	0.20	20.00	5.00	2.00	50.00	100.0	250.0	500.0		
Dibromofluoromethan	1	0	Avg	0.2283	0.2440	0.2395	0.2129	0.2300	0.2272	0.2349	0.2703	0.2682	0.240	4.37	-1	-1	7.9		30.00	30.00	30.00	30.00	30.00	30.00	30.00	30.00	30.00
Cyclohexane	1	0	Avg	1.1706	1.0932	1.3814	1.1549	1.2201	1.1794	1.2359	-----	-----	1.21	4.43	1.00	1.00	7.5	0.10	20.00	5.00	2.00	50.00	100.0	250.0	500.0		
1,2-Dichloroethane-d4	1	0	Avg	0.0960	0.1085	0.1188	0.0999	0.1083	0.0963	0.0884	0.1102	0.1234	0.106	4.57	-1	-1	11		30.00	30.00	30.00	30.00	30.00	30.00	30.00	30.00	30.00
1,2-Dichloroethane	1	0	Avg	0.4704	0.5217	0.6359	0.4463	0.4909	0.4054	0.4373	-----	-----	0.487	4.61	0.998	0.998	16	0.10	20.00	5.00	2.00	50.00	100.0	250.0	500.0		
2-Butanone	1	0	Qua	0.0769	0.1296	0.0931	0.0848	0.0786	0.0778	0.0757	-----	-----	0.0881	4.07	1.00	1.00	22	0.10 a	20.00	5.00	2.00	50.00	100.0	250.0	500.0		
1,1,1-Trichloroethane	1	0	Avg	0.8549	0.9806	0.9856	0.8735	0.9724	0.8820	0.9467	-----	-----	0.928	4.40	0.999	0.999	6.0	0.10	20.00	5.00	2.00	50.00	100.0	250.0	500.0		
Carbon Tetrachloride	1	0	Avg	0.7679	0.8674	1.0029	0.7014	0.7651	0.7790	0.8003	-----	-----	0.812	4.49	1.00	1.00	12	0.10	20.00	5.00	2.00	50.00	100.0	250.0	500.0		
Vinyl Acetate	1	0	Avg	0.1774	0.1960	0.2209	0.1381	0.1643	0.1501	0.1618	-----	-----	0.173	3.28	0.998	0.999	16		20.00	5.00	2.00	50.00	100.0	250.0	500.0		
Bromodichloromethan	1	0	Avg	0.4902	0.5048	0.7061	0.4476	0.4995	0.4637	0.5077	-----	-----	0.517	5.21	0.998	1.00	17	0.20	20.00	5.00	2.00	50.00	100.0	250.0	500.0		

Flags
a - failed the min rf criteria
c - failed the minimum correlation coeff criteria(if applicable)

Note: Avg Rsd: 14.1
Corr 1 = Correlation Coefficient for linear Eq.
Corr 2 = Correlation Coefficient for quad Eq.
Fit = Indicates whether Avg RF, Linear, or Quadratic Curve was used for compound.

7062727 0097

Form 6
Initial Calibration

Method: EPA 8260C

Instrument: GCMS_6

Level #:	Data File:	Cal Identifier:	Analysis Date/Time	Level #:	Data File:	Cal Identifier:	Analysis Date/Time
1	6M54850.D	CAL @ 20 PPB	06/15/17 09:22	2	6M54849.D	CAL @ 5 PPB	06/15/17 09:05
3	6M54848.D	CAL @ 2 PPB	06/15/17 08:49	4	6M54857.D	CAL @ 50 PPB	06/15/17 11:18
5	6M54855.D	CAL @ 100 PPB	06/15/17 10:45	6	6M54853.D	CAL @ 250 PPB	06/15/17 10:12
7	6M54851.D	CAL @ 500 PPB	06/15/17 09:39	8	6M54847.D	CAL @ 1 PPB	06/15/17 08:32
9	6M54846.D	CAL @ 0.5 PPB	06/15/17 08:15				

Compound	Col	Mr	Fit:	RF1	RF2	RF3	RF4	RF5	RF6	RF7	RF8	RF9	AvgRf	RT	Corr1	Corr2	%Rsd		Calibration Level Concentrations Lvl1	Lvl2	Lvl3	Lvl4	Lvl5	Lvl6	Lvl7	Lvl8	Lvl9
Methylcyclohexane	1	0	Avg	0.9444	0.8710	1.2004	0.9893	1.0737	0.9734	1.0221	-----	-----	1.01	5.05	0.999	0.999	10	0.10	20.00	5.00	2.00	50.00	100.0	250.0	500.0		
Dibromomethane	1	0	Avg	0.1822	0.1366	0.2197	0.1452	0.1455	0.1516	0.1623	-----	-----	0.163	5.14	0.999	1.00	18		20.00	5.00	2.00	50.00	100.0	250.0	500.0		
1,2-Dichloropropane	1	0	Avg	0.4577	0.4643	0.6942	0.4371	0.4676	0.4514	0.4637	-----	-----	0.491	5.07	1.00	1.00	18	0.10	20.00	5.00	2.00	50.00	100.0	250.0	500.0		
Trichloroethene	1	0	Avg	0.5286	0.6066	0.7084	0.4440	0.4158	0.5308	0.5702	-----	-----	0.544	4.94	0.997	0.999	18	0.20	20.00	5.00	2.00	50.00	100.0	250.0	500.0		
Benzene	1	0	Qua	1.8765	2.0310	2.5842	1.8280	1.8791	1.8668	1.9911	3.0762	-----	2.14	4.61	0.999	1.00	21	0.50	20.00	5.00	2.00	50.00	100.0	250.0	500.0	1.00	
tert-Amyl methyl ether	1	0	Avg	0.4571	0.5605	0.7136	0.5349	0.5401	0.5558	0.5685	-----	-----	0.562	4.64	1.00	1.00	14		20.00	5.00	2.00	50.00	100.0	250.0	500.0		
Iso-propylacetate	1	0	Avg	0.6761	0.7191	0.5132	0.6613	0.7555	0.5838	0.5750	-----	-----	0.641	4.61	0.996	0.997	13	0.50	20.00	5.00	2.00	50.00	100.0	250.0	500.0		
Methyl methacrylate	1	0	Avg	0.2880	0.4601	0.4077	0.2901	0.3204	0.2970	0.3165	-----	-----	0.340	5.10	0.999	1.00	20	0.50 a	20.00	5.00	2.00	50.00	100.0	250.0	500.0		
Dibromochloromethan	1	0	Avg	0.4178	0.5250	0.5499	0.3647	0.4567	0.4529	0.4705	-----	-----	0.463	6.03	0.999	1.00	13	0.10	20.00	5.00	2.00	50.00	100.0	250.0	500.0		
2-Chloroethylvinylethe	1	0	Avg	0.1311	0.1229	0.1958	0.1661	0.1881	0.1440	0.1698	-----	-----	0.160	5.34	0.993	0.996	17		20.00	5.00	2.00	50.00	100.0	250.0	500.0		
cis-1,3-Dichloropropen	1	0	Avg	0.7980	0.9682	1.0392	0.9806	1.1961	0.9857	1.0000	-----	-----	0.995	5.43	0.998	0.998	12	0.20	20.00	5.00	2.00	50.00	100.0	250.0	500.0		
trans-1,3-Dichloroprop	1	0	Avg	0.5641	0.6035	0.8425	0.6045	0.7666	0.6217	0.6825	-----	-----	0.669	5.71	0.997	0.998	15	0.10	20.00	5.00	2.00	50.00	100.0	250.0	500.0		
Ethyl methacrylate	1	0	Avg	0.4338	0.4588	0.5923	0.3992	0.4920	0.4063	0.4229	-----	-----	0.458	5.73	0.998	0.998	15	0.50 a	20.00	5.00	2.00	50.00	100.0	250.0	500.0		
1,1,2-Trichloroethane	1	0	Avg	0.3439	0.3876	0.4522	0.3531	0.4147	0.3246	0.3240	-----	-----	0.371	5.81	0.997	0.997	13	0.10	20.00	5.00	2.00	50.00	100.0	250.0	500.0		
1,2-Dibromoethane	1	0	Avg	0.2878	0.3608	0.4633	0.2450	0.3376	0.2955	0.3032	0.2997	-----	0.324	6.10	0.999	0.999	20	0.10	20.00	5.00	2.00	50.00	100.0	250.0	500.0	1.00	
1,3-Dichloropropane	1	0	Avg	0.6894	0.6788	0.8138	0.6774	0.8169	0.5846	0.5671	-----	-----	0.690	5.90	0.993	0.995	14		20.00	5.00	2.00	50.00	100.0	250.0	500.0		
4-Methyl-2-Pentanone	1	0	Avg	0.2461	0.2620	0.2088	0.2790	0.3140	0.2744	0.2899	-----	-----	0.268	5.50	0.999	0.999	13	0.10	20.00	5.00	2.00	50.00	100.0	250.0	500.0		
2-Hexanone	1	0	Avg	0.1888	0.2243	0.2905	0.1872	0.2327	0.1802	0.1839	-----	-----	0.213	5.92	0.997	0.997	19	0.10	20.00	5.00	2.00	50.00	100.0	250.0	500.0		
Tetrachloroethene	1	0	Avg	0.9786	1.2353	1.2400	1.0008	1.1954	0.9303	0.8715	-----	-----	1.06	5.90	0.995	0.998	15	0.20	20.00	5.00	2.00	50.00	100.0	250.0	500.0		
Toluene-d8	1	0	Avg	1.6322	1.6319	1.4977	1.8268	2.0452	1.6955	1.6642	1.7220	1.4432	1.68	5.58	-1	-1	11		30.00	30.00	30.00	30.00	30.00	30.00	30.00	30.00	30.00
Toluene	1	0	Qua	1.9704	2.2560	3.0889	2.3089	2.5645	2.1051	2.1168	4.1754	-----	2.57	5.61	0.998	0.998	29	0.40	20.00	5.00	2.00	50.00	100.0	250.0	500.0	1.00	
1,1,1,2-Tetrachloroeth	1	0	Avg	0.5775	0.6033	0.7611	0.5627	0.6466	0.5502	0.5240	-----	-----	0.604	6.37	0.998	0.999	13		20.00	5.00	2.00	50.00	100.0	250.0	500.0		
Chlorobenzene	1	0	Avg	1.8125	1.9113	2.3283	1.9895	2.4306	1.9248	1.9013	-----	-----	2.04	6.34	0.997	0.998	12	0.50	20.00	5.00	2.00	50.00	100.0	250.0	500.0		
n-Butyl acrylate	1	0	Avg	1.0389	1.1812	1.1495	0.9453	1.3474	1.6329	1.4938	-----	-----	1.26	6.58	0.996	0.997	20	0.50	20.00	5.00	2.00	50.00	100.0	250.0	500.0		
n-Amyl acetate	1	0	Qua	0.9758	1.3625	2.0367	1.1543	1.3599	1.5345	1.3869	-----	-----	1.40	6.70	0.997	0.998	24	0.50	20.00	5.00	2.00	50.00	100.0	250.0	500.0		
Bromoform	1	0	Avg	0.6098	0.5842	0.5075	0.4471	0.4842	0.6290	0.5420	-----	-----	0.543	6.77	0.993	0.995	12	0.10	20.00	5.00	2.00	50.00	100.0	250.0	500.0		
Ethylbenzene	1	0	Qua	2.4611	2.2298	3.3409	2.0092	2.6050	2.7667	2.1375	3.7830	-----	2.67	6.38	0.982	0.996	23	0.10	20.00	5.00	2.00	50.00	100.0	250.0	500.0	1.00	
1,1,2,2-Tetrachloroeth	1	0	Avg	0.6067	0.8410	0.6919	0.6179	0.7303	0.8003	0.6548	-----	-----	0.706	6.99	0.989	0.997	13	0.10	20.00	5.00	2.00	50.00	100.0	250.0	500.0		
Bromofluorobenzene	1	0	Avg	0.9797	0.9450	0.9725	0.7675	0.8933	1.1118	0.9521	0.8873	0.9520	0.940	6.94	-1	-1	9.7		30.00	30.00	30.00	30.00	30.00	30.00	30.00	30.00	30.00
Styrene	1	0	Avg	3.6962	4.0346	3.8738	3.2222	3.7006	4.4753	3.6702	-----	-----	3.81	6.65	0.989	0.996	10	0.30	20.00	5.00	2.00	50.00	100.0	250.0	500.0		
m&p-Xylenes	1	0	Avg	3.1209	3.0419	3.2150	2.4684	2.9438	3.3826	2.7011	4.4508	2.5080	3.09	6.44	0.987	0.996	19	0.10	40.00	10.00	4.00	100.0	200.0	500.0	1000.	2.00	1.00
o-Xylene	1	0	Avg	2.5174	2.8439	2.9349	1.9920	2.5718	2.9137	2.3908	3.2529	-----	2.68	6.65	0.990	0.996	15	0.30	20.00	5.00	2.00	50.00	100.0	250.0	500.0	1.00	
trans-1,4-Dichloro-2-b	1	0	Avg	0.7304	1.2018	0.7131	0.7924	0.9871	1.0199	0.8662	-----	-----	0.902	7.00	0.992	0.998	20		20.00	5.00	2.00	50.00	100.0	250.0	500.0		
1,3-Dichlorobenzene	1	0	Avg	3.2444	3.6068	3.4090	2.4810	2.8761	3.2204	2.7189	-----	-----	3.08	7.54	0.992	0.997	13	0.60	20.00	5.00	2.00	50.00	100.0	250.0	500.0		
1,4-Dichlorobenzene	1	0	Avg	2.6811	2.9537	3.3655	2.3097	2.7585	3.0203	2.5852	-----	-----	2.81	7.59	0.993	0.998	12	0.50	20.00	5.00	2.00	50.00	100.0	250.0	500.0		
1,2-Dichlorobenzene	1	0	Avg	2.2841	2.7220	2.9855	1.8525	2.2263	2.2641	2.0926	-----	-----	2.35	7.80	0.998	0.999	16	0.40	20.00	5.00	2.00	50.00	100.0	250.0	500.0		
Isopropylbenzene	1	0	Avg	8.4567	8.1792	10.616	7.5943	9.2003	10.400	8.3492	9.9655	-----	9.10	6.84	0.987	0.996	12	0.10	20.00	5.00	2.00	50.00	100.0	250.0	500.0	1.00	
Cyclohexanone	1	0	Avg	0.1131	0.0807	0.0731	0.0742	0.0980	0.1013	0.0781	-----	-----	0.0884	7.00	0.980	0.997	18		100.0	25.00	10.00	250.0	500.0	1250.	2500.		
Camphene	1	0	Avg	3.6883	3.9832	4.4344	3.4116	4.2032	4.4483	3.5834	-----	-----	3.96	7.00	0.987	0.998	10		20.00	5.00	2.00	50.00	100.0	250.0	500.0		
1,2,3-Trichloropropane	1	0	Avg	0.9379	0.8986	1.0931	0.7767	1.0083	1.0574	0.9203	-----	-----	0.956	7.03	0.994	0.998	11		20.00	5.00	2.00	50.00	100.0	250.0	500.0		
2-Chlorotoluene	1	0	Avg	5.2217	5.8115	5.1044	4.6426	5.9195	5.7852	4.8528	-----	-----	5.33	7.12	0.991	0.999	9.5		20.00	5.00	2.00	50.00	100.0	250.0	500.0		

Flags
a - failed the min rf criteria
c - failed the minimum correlation coeff criteria(if applicable)

Note: Avg Rsd: 14.1
Corr 1 = Correlation Coefficient for linear Eq.
Corr 2 = Correlation Coefficient for quad Eq.
Fit = Indicates whether Avg RF, Linear, or Quadratic Curve was used for compound.

7062727 0098

Form 6
Initial Calibration

Method: EPA 8260C

Instrument: GCMS_6

Level #:	Data File:	Cal Identifier:	Analysis Date/Time	Level #:	Data File:	Cal Identifier:	Analysis Date/Time
1	6M54850.D	CAL @ 20 PPB	06/15/17 09:22	2	6M54849.D	CAL @ 5 PPB	06/15/17 09:05
3	6M54848.D	CAL @ 2 PPB	06/15/17 08:49	4	6M54857.D	CAL @ 50 PPB	06/15/17 11:18
5	6M54855.D	CAL @ 100 PPB	06/15/17 10:45	6	6M54853.D	CAL @ 250 PPB	06/15/17 10:12
7	6M54851.D	CAL @ 500 PPB	06/15/17 09:39	8	6M54847.D	CAL @ 1 PPB	06/15/17 08:32
9	6M54846.D	CAL @ 0.5 PPB	06/15/17 08:15				

Compound	Col	Mr	Fit:	RF1	RF2	RF3	RF4	RF5	RF6	RF7	RF8	RF9	AvgRf	RT	Corr1	Corr2	%Rsd		Calibration Level Concentrations Lvl1	Lvl2	Lvl3	Lvl4	Lvl5	Lvl6	Lvl7	Lvl8	Lvl9
p-Ethyltoluene	1	0	Avg	7.8939	7.6416	9.0548	6.9747	8.6298	8.9335	7.2796	-----	-----	8.06	7.12	0.988	0.998	10		20.00	5.00	2.00	50.00	100.0	250.0	500.0		
4-Chlorotoluene	1	0	Avg	4.6269	5.0544	5.1981	4.7268	5.1435	5.9022	5.0721	-----	-----	5.10	7.18	0.994	0.998	8.1		20.00	5.00	2.00	50.00	100.0	250.0	500.0		
n-Propylbenzene	1	0	Avg	10.137	10.313	11.701	9.3565	11.626	12.751	9.4416	13.328	-----	11.1	7.06	0.975	0.995	13		20.00	5.00	2.00	50.00	100.0	250.0	500.0	1.00	
Bromobenzene	1	0	Avg	3.2423	2.8725	4.2298	3.0066	3.6807	3.6360	3.1736	-----	-----	3.41	7.03	0.995	0.999	14		20.00	5.00	2.00	50.00	100.0	250.0	500.0		
1,3,5-Trimethylbenzen	1	0	Avg	6.1285	6.4939	7.0020	5.5145	6.5243	7.5087	6.1458	7.0337	-----	6.54	7.14	0.990	0.997	9.6		20.00	5.00	2.00	50.00	100.0	250.0	500.0	1.00	
Butyl methacrylate	1	0	Avg	2.0386	1.7979	2.5111	1.8200	2.2163	2.2645	2.0381	-----	-----	2.10	7.15	0.997	0.999	12	0.50	20.00	5.00	2.00	50.00	100.0	250.0	500.0	-	
t-Butylbenzene	1	0	Avg	6.0371	5.6093	6.8197	5.6351	6.7624	7.5929	6.1970	7.5726	-----	6.53	7.33	0.989	0.997	12		20.00	5.00	2.00	50.00	100.0	250.0	500.0	1.00	
1,2,4-Trimethylbenzen	1	0	Avg	6.0475	5.8643	5.3589	5.2569	6.3667	6.8256	5.8495	6.8145	-----	6.05	7.36	0.994	0.998	9.8		20.00	5.00	2.00	50.00	100.0	250.0	500.0	1.00	
sec-Butylbenzene	1	0	Avg	8.7290	7.7809	10.536	8.0530	9.8973	10.916	8.7159	10.039	-----	9.33	7.45	0.987	0.997	13		20.00	5.00	2.00	50.00	100.0	250.0	500.0	1.00	
4-Isopropyltoluene	1	0	Avg	6.6386	6.4095	6.5748	6.2044	7.0677	8.1081	6.8308	6.4089	-----	6.78	7.52	0.992	0.997	8.8		20.00	5.00	2.00	50.00	100.0	250.0	500.0	1.00	
n-Butylbenzene	1	0	Avg	8.5115	8.5631	8.5496	7.9323	9.6234	9.8939	8.5631	9.1419	-----	8.85	7.76	0.994	0.999	7.4		20.00	5.00	2.00	50.00	100.0	250.0	500.0	1.00	
p-Diethylbenzene	1	0	Avg	3.5768	3.3244	4.1501	3.3752	4.1238	4.3566	3.8038	-----	-----	3.82	7.74	0.995	0.999	11		20.00	5.00	2.00	50.00	100.0	250.0	500.0		
1,2,4,5-Tetramethylbe	1	0	Avg	3.8516	3.8219	4.3324	3.5464	4.5861	5.0040	4.3465	-----	-----	4.21	8.18	0.994	0.998	12		20.00	5.00	2.00	50.00	100.0	250.0	500.0		
1,2-Dibromo-3-Chloro	1	0	Qua	0.0788	0.0336	0.1077	0.0713	0.0913	0.0888	0.0835	-----	-----	0.0794	8.25	0.998	0.999	29	0.05 a	20.00	5.00	2.00	50.00	100.0	250.0	500.0		
Camphor	1	0	Qua	0.0322	0.0280	0.0536	0.0402	0.0454	0.0573	0.0411	-----	-----	0.0426	8.68	0.968	0.991	25		200.0	50.00	20.00	500.0	1000.	2500.	5000.		
Hexachlorobutadiene	1	0	Avg	2.0157	2.3011	2.9657	1.9138	2.2798	2.2064	1.9095	-----	-----	2.23	8.80	0.994	0.999	16		20.00	5.00	2.00	50.00	100.0	250.0	500.0		
1,2,4-Trichlorobenzen	1	0	Avg	1.1605	1.2637	1.5692	1.0499	1.1906	1.3261	1.2590	-----	-----	1.26	8.72	0.999	0.999	13	0.20	20.00	5.00	2.00	50.00	100.0	250.0	500.0		
1,2,3-Trichlorobenzen	1	0	Avg	0.8017	0.9885	1.2278	0.6668	0.8210	0.8823	0.8153	-----	-----	0.886	9.02	0.998	0.999	20		20.00	5.00	2.00	50.00	100.0	250.0	500.0		
Naphthalene	1	0	Avg	0.8527	1.1290	1.2285	0.8939	0.9889	1.0460	0.9097	1.0908	-----	1.02	8.88	0.995	0.999	13		20.00	5.00	2.00	50.00	100.0	250.0	500.0	1.00	

Flags
a - failed the min rf criteria
c - failed the minimum correlation coeff criteria(if applicable)

Note: Avg Rsd: 14.1
Corr 1 = Correlation Coefficient for linear Eq.
Corr 2 = Correlation Coefficient for quad Eq.
Fit = Indicates whether Avg RF, Linear, or Quadratic Curve was used for compound.

7062727 0009

Form7

Continuing Calibration

Calibration Name: CAL @ 50 PPB **Data File:** 6M55451.D **Instrument:** GCMS 6

Cont Calibration Date/Time 6/29/2017 8:05:00 A Method: EPA 8260C

TxtCompd:	Col#	Multi Num	Type	RT	Conc	Conc Exp	Lo Lim	MIN RF	Initial RF	RF	%Diff	Flag
Fluorobenzene	1	0	I	4.75	30.00	30	**			0.000	0.00	
Chlorodifluoromethane	1	0		1.42	55.27	50	20	0.1	1.206	1.333	10.55	
Dichlorodifluoromethane	1	0		1.41	36.55	50	20	0.1	0.523	0.382	26.91	C1
Chloromethane	1	0		1.57	53.20	50	20	0.1	0.601	0.640	6.39	
Bromomethane	1	0		1.95	41.14	50	20	0.1	0.433	0.357	17.71	
Vinyl Chloride	1	0		1.67	44.65	50	20	0.1	0.717	0.640	10.70	
Chloroethane	1	0		2.04	47.01	50	20	0.1	0.429	0.404	5.97	
Trichlorofluoromethane	1	0		2.25	52.73	50	20	0.1	0.501	0.529	5.46	
Ethyl ether	1	0		2.47	47.45	50	20	0.5	0.241	0.229	5.11	
Furan	1	0		2.52	51.37	50	20	0.5	1.277	1.312	2.73	
1,1,2-Trichloro-1,2,2-trifluoroetha	1	0		2.67	48.63	50	20	0.1	0.602	0.586	2.75	
Methylene Chloride	1	0		3.07	61.75	50	20	0.1	0.334	0.413	23.50	C1
Acrolein	1	0		2.59	257.05	250	20		0.014	0.013	2.82	
Acrylonitrile	1	0		3.28	45.75	50	20		0.052	0.047	8.50	
Iodomethane	1	0		2.81	56.98	50	20		0.498	0.599	13.95	
Acetone	1	0		2.71	290.85	250	20	0.1	0.035	0.041	16.34	
Carbon Disulfide	1	0		2.87	52.84	50	20	0.1	1.874	1.980	5.67	
t-Butyl Alcohol	1	0		3.12	281.20	250	20		0.008	0.009	12.48	
n-Hexane	1	0		3.50	48.03	50	20		1.106	1.062	3.94	
Di-isopropyl-ether	1	0		3.67	50.45	50	20		1.637	1.652	0.90	
1,1-Dichloroethene	1	0		2.67	48.98	50	20	0.1	0.857	0.839	2.04	
Methyl Acetate	1	0		2.97	45.42	50	20	0.1	0.172	0.156	9.15	
Methyl-t-butyl ether	1	0		3.28	61.43	50	20	0.1	0.444	0.545	22.86	C1
1,1-Dichloroethane	1	0		3.64	49.89	50	20	0.2	1.021	1.019	0.23	
trans-1,2-Dichloroethene	1	0		3.29	51.89	50	20	0.1	0.563	0.584	3.79	
Ethyl-t-butyl ether	1	0		3.94	49.82	50	20	0.5	0.879	0.876	0.36	
cis-1,2-Dichloroethene	1	0		4.06	48.81	50	20	0.1	0.984	0.961	2.38	
Bromochloromethane	1	0		4.23	41.23	50	20		0.339	0.280	17.53	
2,2-Dichloropropane	1	0		4.08	53.25	50	20		0.795	0.847	6.50	
Ethyl acetate	1	0		4.10	48.26	50	20		0.165	0.159	3.48	
1,4-Dioxane	1	0		5.13	2074.13	2500	20		0.001	0.001	17.03	
1,1-Dichloropropene	1	0		4.48	48.27	50	20		0.947	0.915	3.47	
Chloroform	1	0		4.27	49.03	50	20	0.2	0.890	0.873	1.95	
Dibromofluoromethane	1	0	S	4.36	27.55	75	**		0.240	0.220	8.17	
Cyclohexane	1	0		4.43	48.44	50	20	0.1	1.205	1.168	3.11	
1,2-Dichloroethane-d4	1	0	S	4.56	32.51	75	**		0.106	0.114	8.37	
1,2-Dichloroethane	1	0		4.61	49.83	50	20	0.1	0.487	0.485	0.33	
2-Butanone	1	0		4.06	44.64	50	20	0.1	0.088	0.071	10.72	
1,1,1-Trichloroethane	1	0		4.39	48.78	50	20	0.1	0.928	0.905	2.45	
Carbon Tetrachloride	1	0		4.49	43.91	50	20	0.1	0.812	0.713	12.17	
Vinyl Acetate	1	0		3.27	53.22	50	20		0.173	0.184	6.45	
Bromodichloromethane	1	0		5.20	42.80	50	20	0.2	0.517	0.443	14.41	
Methylcyclohexane	1	0		5.05	48.05	50	20	0.1	1.011	0.971	3.89	
Dibromomethane	1	0		5.14	42.95	50	20		0.163	0.140	14.11	
1,2-Dichloropropane	1	0		5.07	46.65	50	20	0.1	0.491	0.458	6.69	
Trichloroethene	1	0		4.94	39.22	50	20	0.2	0.544	0.426	21.55	C1
Benzene	1	0		4.61	50.26	50	20	0.5	2.142	1.811	0.52	
tert-Amyl methyl ether	1	0		4.65	49.39	50	20		0.562	0.555	1.22	
Chlorobenzene-d5	1	0	I	6.32	30.00	30	**			0.000	0.00	
Iso-propylacetate	1	0		4.61	58.19	50	20	0.5	0.641	0.746	16.38	
Methyl methacrylate	1	0		5.09	45.15	50	20	0.5	0.340	0.307	9.70	
Dibromochloromethane	1	0		6.02	43.73	50	20	0.1	0.463	0.405	12.54	

S-Surrogate Compound I-Internal Standard Compound

N/O or N/Q - Not applicable for this run C1-Compound %Diff exceeds limits ** - No limit specified in method

Note: 8260/8270 limits are compared against the %DIFF/R.F. 625 limits are compared against the %DIFF.

624 limits are compared against the concentration found. 524.2 limits are compared against the %DIFF

Form7

Continuing Calibration

Calibration Name: CAL @ 50 PPB **Data File:** 6M55451.D **Instrument:** GCMS 6

Cont Calibration Date/Time 6/29/2017 8:05:00 A Method: EPA 8260C

TxtCompd:	Col#	Multi Num	Type	RT	Conc	Conc Exp	Lo Lim	MIN RF	Initial RF	RF	%Diff	Flag
2-Chloroethylvinylether	1	0		5.34	54.35	50	20		0.160	0.174	8.70	
cis-1,3-Dichloropropene	1	0		5.43	55.37	50	20	0.2	0.995	1.102	10.74	
trans-1,3-Dichloropropene	1	0		5.71	49.20	50	20	0.1	0.669	0.659	1.60	
Ethyl methacrylate	1	0		5.73	49.72	50	20	0.5	0.458	0.455	0.56	
1,1,2-Trichloroethane	1	0		5.81	51.47	50	20	0.1	0.371	0.382	2.94	
1,2-Dibromoethane	1	0		6.09	47.74	50	20	0.1	0.324	0.309	4.53	
1,3-Dichloropropane	1	0		5.90	52.94	50	20		0.690	0.730	5.88	
4-Methyl-2-Pentanone	1	0		5.49	60.86	50	20	0.1	0.268	0.326	21.73	C1
2-Hexanone	1	0		5.91	43.77	50	20	0.1	0.213	0.186	12.46	
Tetrachloroethene	1	0		5.89	48.44	50	20	0.2	1.065	1.031	3.12	
Toluene-d8	1	0	S	5.58	34.42	75	**		1.684	1.933	14.75	
Toluene	1	0		5.61	49.32	50	20	0.4	2.573	2.223	1.36	
1,1,1,2-Tetrachloroethane	1	0		6.37	47.66	50	20		0.604	0.575	4.67	
Chlorobenzene	1	0		6.33	53.07	50	20	0.5	2.043	2.168	6.14	
1,4-Dichlorobenzene-d4	1	0	I	7.57	30.00	30	**			0.000	0.00	
n-Butyl acrylate	1	0		6.58	50.31	50	20	0.5	1.256	1.263	0.62	
n-Amyl acetate	1	0		6.69	40.64	50	20	0.5	1.402	1.237	18.73	
Bromoform	1	0		6.77	42.96	50	20	0.1	0.543	0.467	14.09	
Ethylbenzene	1	0		6.38	30.84	50	20	0.1	2.667	1.863	38.32	C1
1,1,2,2-Tetrachloroethane	1	0		6.99	56.30	50	20	0.1	0.706	0.795	12.61	
Bromofluorobenzene	1	0	S	6.93	28.95	75	**		0.940	0.907	3.51	
Styrene	1	0		6.65	48.38	50	20	0.3	3.810	3.687	3.24	
m&p-Xylenes	1	0		6.44	93.53	100	20	0.1	3.093	2.892	6.47	
o-Xylene	1	0		6.65	42.38	50	20	0.3	2.677	2.269	15.23	
trans-1,4-Dichloro-2-butene	1	0		7.00	49.56	50	20		0.902	0.894	0.88	
1,3-Dichlorobenzene	1	0		7.54	46.98	50	20	0.6	3.080	2.893	6.04	
1,4-Dichlorobenzene	1	0		7.59	45.94	50	20	0.5	2.811	2.582	8.13	
1,2-Dichlorobenzene	1	0		7.80	43.63	50	20	0.4	2.347	2.048	12.73	
Isopropylbenzene	1	0		6.83	45.56	50	20	0.1	9.095	8.288	8.88	
Cyclohexanone	1	0		7.00	247.35	250	20		0.088	0.087	1.06	
Camphene	1	0		7.00	50.12	50	20		3.965	3.975	0.25	
1,2,3-Trichloropropane	1	0		7.03	56.10	50	20		0.956	1.073	12.20	
2-Chlorotoluene	1	0		7.12	52.43	50	20		5.334	5.594	4.87	
p-Ethyltoluene	1	0		7.11	54.49	50	20		8.058	8.782	8.99	
4-Chlorotoluene	1	0		7.18	52.65	50	20		5.103	5.374	5.29	
n-Propylbenzene	1	0		7.06	49.62	50	20		11.082	10.998	0.76	
Bromobenzene	1	0		7.03	55.56	50	20		3.406	3.785	11.12	
1,3,5-Trimethylbenzene	1	0		7.14	44.94	50	20		6.544	5.882	10.12	
Butyl methacrylate	1	0		7.15	47.58	50	20	0.5	2.098	1.997	4.84	
t-Butylbenzene	1	0		7.33	44.82	50	20		6.528	5.852	10.37	
1,2,4-Trimethylbenzene	1	0		7.35	52.40	50	20		6.048	6.338	4.80	
sec-Butylbenzene	1	0		7.45	48.36	50	20		9.334	9.028	3.28	
4-Isopropyltoluene	1	0		7.52	47.12	50	20		6.780	6.390	5.76	
n-Butylbenzene	1	0		7.75	51.26	50	20		8.847	9.070	2.51	
p-Diethylbenzene	1	0		7.74	49.98	50	20		3.816	3.814	0.05	
1,2,4,5-Tetramethylbenzene	1	0		8.18	50.39	50	20		4.213	4.246	0.78	
1,2-Dibromo-3-Chloropropane	1	0		8.25	39.19	50	20	0.05	0.079	0.071	21.63	C1
Camphor	1	0		8.67	257.43	500	20		0.043	0.032	48.51	C1
Hexachlorobutadiene	1	0		8.80	34.69	50	20		2.227	1.545	30.62	C1
1,2,4-Trichlorobenzene	1	0		8.72	42.80	50	20	0.2	1.260	1.079	14.39	
1,2,3-Trichlorobenzene	1	0		9.02	34.23	50	20		0.886	0.607	31.54	C1
Naphthalene	1	0		8.88	44.30	50	20		1.017	0.901	11.41	

S-Surrogate Compound I-Internal Standard Compound

N/O or N/Q - Not applicable for this run C1-Compound %Diff exceeds limits ** - No limit specified in method

Note: 8260/8270 limits are compared against the %DIFF/R.F. 625 limits are compared against the %DIFF.

624 limits are compared against the concentration found. 524.2 limits are compared against the %DIFF

7062727 0102

FORM8

Internal Standard Areas

Evaluation Std Data File: 6M54850.D Method: EPA 8260C

Analysis Date/Time: 06/15/17 09:22

Lab File ID: CAL @ 20 PPB

	I1		I2		I3		I4		I5		I6		I7	
	Area	RT	Area	RT	Area	RT	Area	RT	Area	RT	Area	RT	Area	RT
Eval File Area/RT:	202808	4.75	105085	6.32	44505	7.57								
Eval File Area Limit:	101404-405616		52542-210170		22252-89010									
Eval File Rt Limit:	4.25-5.25		5.82-6.82		7.07-8.07									

Data File	Sample						
6M54844.D	BLK	162689	4.75	96560	6.32	31404	7.57
6M54846.D	CAL @ 0.5 PPB	185465	4.75	112974	6.33	40610	7.57
6M54847.D	CAL @ 1 PPB	167475	4.75	82281	6.32	41197	7.57
6M54848.D	CAL @ 2 PPB	189200	4.75	108226	6.33	43856	7.57
6M54849.D	CAL @ 5 PPB	198961	4.75	102467	6.33	42032	7.57
6M54850.D	CAL @ 20 PPB	202808	4.75	105085	6.32	44505	7.57
6M54851.D	CAL @ 500 PPB	209374	4.75	116196	6.33	51628	7.57
6M54853.D	CAL @ 250 PPB	232675	4.75	120266	6.33	45201	7.57
6M54855.D	CAL @ 100 PPB	197430	4.76	87178	6.33	41937	7.58
6M54857.D	CAL @ 50 PPB	204998	4.75	97905	6.32	49098	7.57
6M54860.D	STD	228412	4.75	116258	6.33	51805	7.57
6M54861.D	ICV	202006	4.75	100733	6.33	46754	7.57
6M54864.D	DAILY BLANK	189373	4.75	110336	6.32	43400	7.58
6M54865.D	0.5 PPB	180980	4.75	78199	6.32	33950	7.57
6M54866.D	AC98276-002	191321	4.75	73315	6.33	41342	7.57
6M54867.D	AC98276-001	199576	4.76	77212	6.33	37111	7.57
6M54868.D	98395-001	186513	4.75	73504	6.33	38124	7.57
6M54869.D	AC98385-013(5X)	196869	4.75	93187	6.33	40364	7.57
6M54870.D	MBS61243	206355	4.75	110885	6.33	46550	7.57
6M54871.D	AC98301-005(MS)	201081	4.75	101956	6.33	34406	7.57
6M54872.D	AC98301-005(MSD)	223590	4.75	114892	6.32	48246	7.57
6M54873.D	BLK	192574	4.75	110091	6.33	43711	7.57
6M54874.D	AC98352-010	191687	4.75	103156	6.32	37500	7.57
6M54875.D	AC98352-011	183999	4.75	103087	6.33	34810	7.57
6M54876.D	AC98458-001	191552	4.75	108007	6.33	41381	7.57
6M54877.D	AC98458-002	200899	4.76	108517	6.33	39314	7.57
6M54878.D	AC98458-003	181863	4.76	94526	6.34	40209	7.58
6M54879.D	AC98458-004	187994	4.75	98819	6.33	38421	7.57
6M54880.D	AC98450-001	164222	4.77	80741	6.34	30533	7.59
6M54881.D	AC98458-005	191952	4.76	103947	6.33	36607	7.57

I1 =	Fluorobenzene	I4 =	I7 =	625/8270 Internal Standard concentration = 40 mg/L (in final extract)
I2 =	Chlorobenzene-d5	I5 =		624/8260 Internal Standard concentration = 30ug/L
I3 =	1,4-Dichlorobenzene-d4	I6 =		524 Internal Standard concentration =5ug/L

Internal Standard Areas

Upper Limit = + 100% of internal standard area from daily cal or mid pt.

Lower Limit = - 50% of internal standard area from daily cal or mid pt.

Flags:

A - Indicates the compound failed the internal standard area criteria

R - Indicates the compound failed the internal standard retention time criteria.

Retention Times: Limit = within +/- 0.5 min of internal standard retention time from the daily cal or mid pt.

7062727 0103

FORM8

Internal Standard Areas

Evaluation Std Data File: 6M55451.D Method: EPA 8260C

Analysis Date/Time: 06/29/17 08:05

Lab File ID: CAL @ 50 PPB

	I1		I2		I3		I4		I5		I6		I7	
	Area	RT	Area	RT	Area	RT	Area	RT	Area	RT	Area	RT	Area	RT
Eval File Area/RT:	201393	4.75	84890	6.32	38217	7.57								
Eval File Area Limit:	100696-402786		42445-169780		19108-76434									
Eval File Rt Limit:	4.25-5.25		5.82-6.82		7.07-8.07									

Data File	Sample						
6M55454.D	BLK	184667	4.75	106799	6.32	37924	7.57
6M55455.D	DAILY BLANK	195598	4.75	114482	6.32	36807	7.57
6M55456.D	AC98700-004	187665	4.75	81119	6.32	39506	7.57
6M55457.D	AC98700-005	207552	4.75	125642	6.32	40774	7.57
6M55458.D	MBS61533	205318	4.75	106929	6.32	45010	7.57
6M55459.D	AC98700-004(MS)	210619	4.75	89830	6.32	47404	7.57
6M55460.D	AC98700-004(MSD)	218798	4.75	112756	6.32	47616	7.57
6M55461.D	BLK	164628	4.75	95178	6.32	33895	7.57
6M55462.D	AC98694-001	187804	4.75	100645	6.32	39015	7.57
6M55463.D	AC98694-002	185057	4.75	100404	6.32	37495	7.57
6M55464.D	AC98694-003	182604	4.75	89381	6.33	34803	7.57
6M55465.D	AC98694-004	173725	4.75	87556	6.33	38090	7.57
6M55466.D	AC98694-005	176929	4.75	100073	6.33	39747	7.58
6M55467.D	AC98694-006	174439	4.75	93713	6.32	37534	7.57
6M55468.D	AC98694-007	191572	4.75	108104	6.32	41438	7.57
6M55469.D	AC98694-008	191974	4.75	103724	6.32	33812	7.57
6M55470.D	AC98694-009	182423	4.75	101865	6.33	35523	7.57
6M55471.D	AC98694-010	184677	4.75	96606	6.32	39528	7.57
6M55472.D	AC98694-011	161786	4.75	73039	6.32	38387	7.57
6M55473.D	AC98694-012	174274	4.75	103081	6.32	33412	7.57
6M55474.D	BLK	167084	4.75	97177	6.33	33322	7.57
6M55475.D	AC98676-007	205965	4.75	114481	6.32	44145	7.58
6M55476.D	AC98676-004	208871	4.75	109494	6.33	47808	7.57
6M55477.D	AC98677-003	185204	4.76	103654	6.33	37036	7.57
6M55478.D	AC98677-006	189258	4.75	104096	6.33	42895	7.57
6M55479.D	AC98677-007	186801	4.75	106712	6.33	38344	7.57
6M55480.D	AC98693-005(MS)	191627	4.76	110553	6.33	42003	7.58
6M55481.D	AC98693-005(MSD)	196941	4.76	109058	6.33	39907	7.58
6M55482.D	MBS61537	201837	4.75	111914	6.33	49777	7.57
6M55483.D	BLK	174870	4.76	96102	6.33	36462	7.57
6M55484.D	AC98701-001	180933	4.76	106660	6.33	36264	7.57
6M55485.D	AC98701-002	185331	4.75	109285	6.33	37028	7.57

I1 = Fluorobenzene
I2 = Chlorobenzene-d5
I3 = 1,4-Dichlorobenzene-d4
I4 =
I5 =
I6 =
I7 =

625/8270 Internal Standard concentration = 40 mg/L (in final extract)
624/8260 Internal Standard concentration = 30ug/L
524 Internal Standard concentration =5ug/L

Internal Standard Areas

Upper Limit = + 100% of internal standard area from daily cal or mid pt.

Lower Limit = - 50% of internal standard area from daily cal or mid pt.

Flags:

A - Indicates the compound failed the internal standard area criteria

R - Indicates the compound failed the internal standard retention time criteria.

Retention Times: Limit = within +/- 0.5 min of internal standard retention time from the daily cal or mid pt.

7062727 0104

FORM8

Internal Standard Areas

Evaluation Std Data File: 6M55451.D Method: EPA 8260C

Analysis Date/Time: 06/29/17 08:05

Lab File ID: CAL @ 50 PPB

	I1		I2		I3		I4		I5		I6		I7	
	Area	RT	Area	RT	Area	RT	Area	RT	Area	RT	Area	RT	Area	RT
Eval File Area/RT:	201393	4.75	84890	6.32	38217	7.57								
Eval File Area Limit:	100696-402786		42445-169780		19108-76434									
Eval File Rt Limit:	4.25-5.25		5.82-6.82		7.07-8.07									

Data File	Sample						
6M55486.D	AC98701-003	166912	4.75	84965	6.33	32766	7.57
6M55487.D	AC98701-004	176229	4.76	100086	6.33	36258	7.57
6M55488.D	AC98701-005	162217	4.76	66092	6.33	33931	7.57
6M55489.D	AC98693-004	172848	4.75	92751	6.33	33449	7.57
6M55490.D	AC98693-005	189621	4.75	107352	6.33	35122	7.57
6M55491.D	AC98693-006	171798	4.75	92991	6.33	31400	7.57
6M55492.D	MBS61538	187153	4.75	108538	6.33	45002	7.57
6M55493.D	BLK	154727	4.75	85278	6.33	32803	7.57
6M55494.D	BLK	182607	4.76	99283	6.33	36856	7.58
6M55495.D	BLK	160928	4.76	83350	6.33	34443	7.57

I1 =	Fluorobenzene	I4 =	I7 =	625/8270 Internal Standard concentration = 40 mg/L (in final extract)
I2 =	Chlorobenzene-d5	I5 =		624/8260 Internal Standard concentration = 30ug/L
I3 =	1,4-Dichlorobenzene-d4	I6 =		524 Internal Standard concentration =5ug/L

Internal Standard Areas

Upper Limit = + 100% of internal standard area from daily cal or mid pt.

Lower Limit = - 50% of internal standard area from daily cal or mid pt.

Flags:

A - Indicates the compound failed the internal standard area criteria

R - Indicates the compound failed the internal standard retention time criteria.

Retention Times: Limit = within +/- 0.5 min of internal standard retention time from the daily cal or mid pt.

Base Neutral/Acid Extractable Data

Form1

ORGANICS SEMIVOLATILE REPORT

Sample Number: AC98694-001
Client Id: SB-7
Data File: 7M85156.D
Analysis Date: 06/30/17 10:09
Date Rec/Extracted: 06/27/17-06/29/17
Column: DB-5MS 30M 0.250mm ID 0.25um film

Method: EPA 8270D
Matrix: Soil
Initial Vol: 30g
Final Vol: 0.5ml
Dilution: 1
Solids: 87

Units: mg/Kg

Cas #	Compound	RL	Conc	Cas #	Compound	RL	Conc
91-57-6	2-Methylnaphthalene	0.038	U	218-01-9	Chrysene	0.038	U
83-32-9	Acenaphthene	0.038	U	53-70-3	Dibenzo[a,h]anthracene	0.038	U
208-96-8	Acenaphthylene	0.038	U	206-44-0	Fluoranthene	0.038	U
120-12-7	Anthracene	0.038	U	86-73-7	Fluorene	0.038	U
56-55-3	Benzo[a]anthracene	0.038	U	193-39-5	Indeno[1,2,3-cd]pyrene	0.038	U
50-32-8	Benzo[a]pyrene	0.038	U	91-20-3	Naphthalene	0.0096	U
205-99-2	Benzo[b]fluoranthene	0.038	U	85-01-8	Phenanthrene	0.038	U
191-24-2	Benzo[g,h,i]perylene	0.038	U	129-00-0	Pyrene	0.038	U
207-08-9	Benzo[k]fluoranthene	0.038	U				

Worksheet #: 429183

Total Target Concentration 0

ColumnID: (^) Indicates results from 2nd column

U - Indicates the compound was analyzed but not detected.
B - Indicates the analyte was found in the blank as well as in the sample.
E - Indicates the analyte concentration exceeds the calibration range of the instrument.

R - Retention Time Out
J - Indicates an estimated value when a compound is detected at less than the specified detection limit.
d - Pesticide %Diff>40% between columns due to coelution. Lower concentration usea
Chlordane (Total) is sum of a-Chlordane and y-Chlordane.

Quantitation Report (QT Reviewed)

7062727 0107

SampleID : AC98694-001 Operator : AH/JB Qt Meth : 7M_0605.M
Data File: 7M85156.D Sam Mult : 1 Vial# : 3 Qt On : 06/30/17 10:25
Acq On : 06/30/17 10:09 Misc : S,BNA Qt Upd On: 06/07/17 10:00

Data Path : G:\GcMsData\2017\GCMS_7\Data\06-30-17\
Qt Path : G:\GCMSDATA\2017\GCMS_7\METHODQT\
Qt Resp Via : Initial Calibration

Compound	R.T.	QIon	Response	Conc Units	Dev(Min)
Internal Standards					
7) 1,4-Dioxane-d8(INT)	2.503	96	31468	40.00 ng	-0.03
21) 1,4-Dichlorobenzene-d4	5.772	152	28599	40.00 ng	-0.03
31) Naphthalene-d8	6.787	136	175976	40.00 ng	-0.03
50) Acenaphthene-d10	8.219	164	124500	40.00 ng	-0.04
77) Phenanthrene-d10	9.672	188	263272	40.00 ng	-0.04
91) Chrysene-d12	12.723	240	334427	40.00 ng	-0.03
103) Perylene-d12	14.389	264	253548	40.00 ng	0.02
System Monitoring Compounds					
11) 2-Fluorophenol	4.608	112	124804	66.03 ng	0.00
Spiked Amount 100.000			Recovery = 66.03%		
16) Phenol-d5	5.484	99	201423	81.56 ng	0.00
Spiked Amount 100.000			Recovery = 81.56%		
32) Nitrobenzene-d5	6.221	128	25706	35.88 ng	-0.03
Spiked Amount 50.000			Recovery = 71.76%		
55) 2-Fluorobiphenyl	7.632	172	118355	29.46 ng	-0.03
Spiked Amount 50.000			Recovery = 58.92%		
80) 2,4,6-Tribromophenol	8.956	330	59868	93.29 ng	-0.03
Spiked Amount 100.000			Recovery = 93.29%		
94) Terphenyl-d14	11.473	244	46112	9.46 ng	-0.03
Spiked Amount 50.000			Recovery = 18.92%		

Target Compounds Qvalue

(#) = qualifier out of range (m) = manual integration (+) = signals summed

TIC: 7M85156.D\data.ms

Quant QT Reviewed

SampleID : AC98694-001
Data File: 7M85156.D
Acq On : 06/30/17 10:09

Operator : AH/JB
Sam Mult : 1 Vial# : 3
Misc : S,BNA

Qt Meth : 7M_0605.M
Qt On : 06/30/17 10:25
Qt Upd On: 06/07/17 10:00

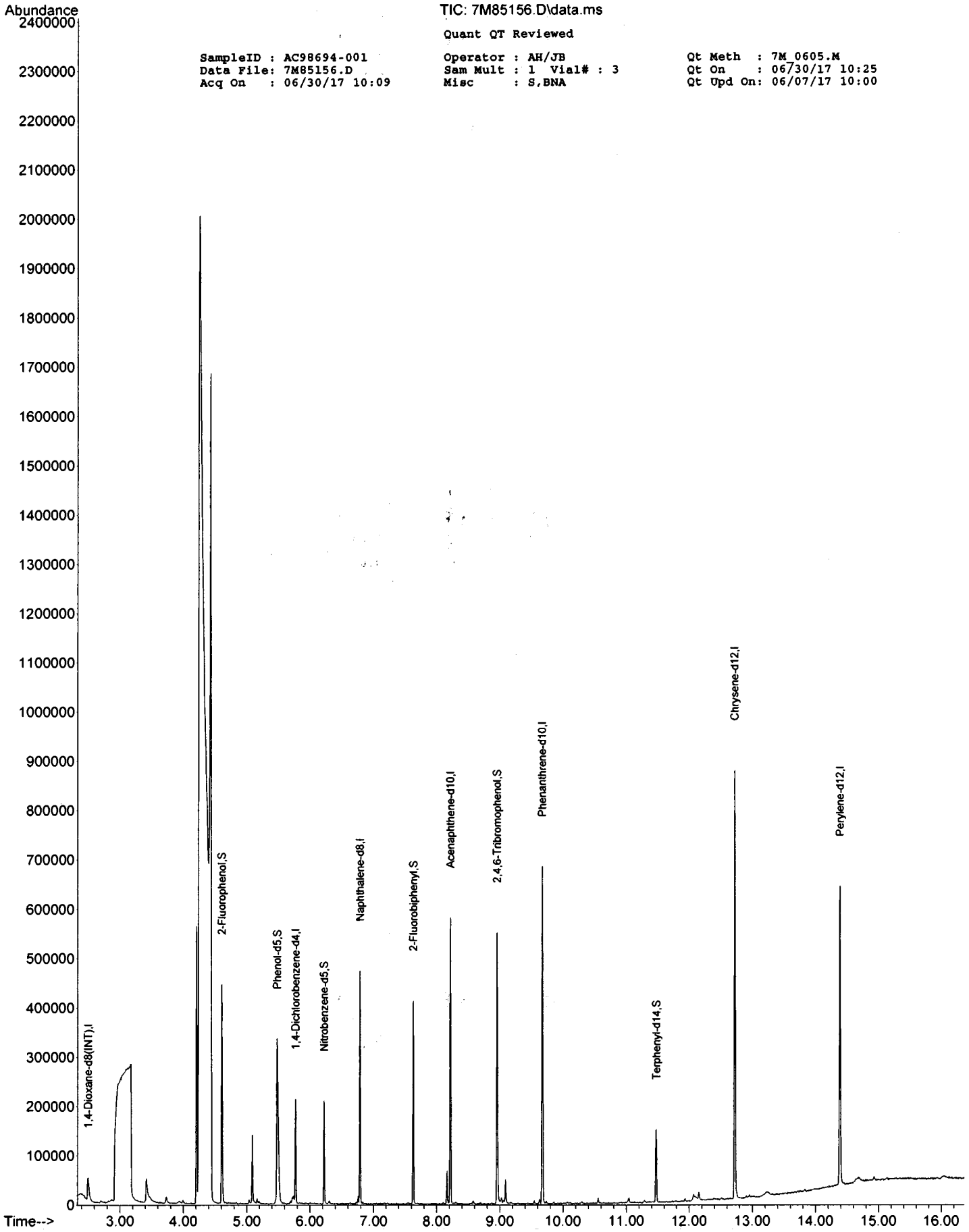

Form1

ORGANICS SEMIVOLATILE REPORT

Sample Number: AC98694-002
Client Id: SB-8A
Data File: 7M85141.D
Analysis Date: 06/29/17 19:29
Date Rec/Extracted: 06/27/17-06/29/17
Column: DB-5MS 30M 0.250mm ID 0.25um film

Method: EPA 8270D
Matrix: Soil
Initial Vol: 30g
Final Vol: 0.5ml
Dilution: 1
Solids: 87

Units: mg/Kg

Cas #	Compound	RL	Conc	Cas #	Compound	RL	Conc
91-57-6	2-Methylnaphthalene	0.038	U	218-01-9	Chrysene	0.038	0.53
83-32-9	Acenaphthene	0.038	U	53-70-3	Dibenzo[a,h]anthracene	0.038	0.12
208-96-8	Acenaphthylene	0.038	0.049	206-44-0	Fluoranthene	0.038	0.85
120-12-7	Anthracene	0.038	0.097	86-73-7	Fluorene	0.038	U
56-55-3	Benzo[a]anthracene	0.038	0.52	193-39-5	Indeno[1,2,3-cd]pyrene	0.038	0.29
50-32-8	Benzo[a]pyrene	0.038	0.50	91-20-3	Naphthalene	0.0096	0.013
205-99-2	Benzo[b]fluoranthene	0.038	0.70	85-01-8	Phenanthrene	0.038	0.39
191-24-2	Benzo[g,h,i]perylene	0.038	0.33	129-00-0	Pyrene	0.038	1.0
207-08-9	Benzo[k]fluoranthene	0.038	0.18				

Worksheet #: 429183 *Total Target Concentration* 5.6 ColumnID: (^) Indicates results from 2nd column

U - Indicates the compound was analyzed but not detected.
B - Indicates the analyte was found in the blank as well as in the sample.
E - Indicates the analyte concentration exceeds the calibration range of the instrument.
R - Retention Time Out
J - Indicates an estimated value when a compound is detected at less than the specified detection limit.
d - Pesticide %Diff>40% between columns due to coelution. Lower concentration usea
Chlordane (Total) is sum of a-Chlordane and y-Chlordane.

Quantitation Report (QT Reviewed)

7062727 0110

SampleID : AC98694-002 Operator : AH/JB Qt Meth : 7M_0605.M
Data File: 7M85141.D Sam Mult : 1 Vial# : 18 Qt On : 06/30/17 08:01
Acq On : 06/29/17 19:29 Misc : S,BNA Qt Upd On: 06/07/17 10:00

Data Path : G:\GcMsData\2017\GCMS_7\Data\06-29-17\
Qt Path : G:\GCMSDATA\2017\GCMS_7\METHODQT\
Qt Resp Via : Initial Calibration

Compound	R.T.	QIon	Response	Conc	Units	Dev(Min)
Internal Standards						
7) 1,4-Dioxane-d8(INT)	2.508	96	30462	40.00	ng	-0.03
21) 1,4-Dichlorobenzene-d4	5.788	152	75244	40.00	ng	-0.02
31) Naphthalene-d8	6.793	136	333087	40.00	ng	-0.03
50) Acenaphthene-d10	8.214	164	223695	40.00	ng	-0.04
77) Phenanthrene-d10	9.678	188	433229	40.00	ng	-0.03
91) Chrysene-d12	12.733	240	346151	40.00	ng	-0.02
103) Perylene-d12	14.352	264	292909	40.00	ng	-0.02
System Monitoring Compounds						
11) 2-Fluorophenol	4.602	112	197611	108.01	ng	0.00
Spiked Amount 100.000			Recovery = 108.01%			
16) Phenol-d5	5.484	99	284924	119.17	ng	0.00
Spiked Amount 100.000			Recovery = 119.17%			
32) Nitrobenzene-d5	6.232	128	49793	36.71	ng	-0.02
Spiked Amount 50.000			Recovery = 73.42%			
55) 2-Fluorobiphenyl	7.626	172	280400	38.85	ng	-0.04
Spiked Amount 50.000			Recovery = 77.70%			
80) 2,4,6-Tribromophenol	8.956	330	99160	93.90	ng	-0.03
Spiked Amount 100.000			Recovery = 93.90%			
94) Terphenyl-d14	11.478	244	290767	57.62	ng	-0.03
Spiked Amount 50.000			Recovery = 115.24%			
Target Compounds						Qvalue
41) Naphthalene	6.809	128	6171	0.6917	ng	96
62) Acenaphthylene	8.091	152	24688	2.5695	ng	98
86) Phenanthrene	9.699	178	230699	20.1207	ng	99
87) Anthracene	9.758	178	59245	5.0604	ng	98
90) Fluoranthene	11.034	202	559206	44.2032	ng	89
92) Pyrene	11.302	202	536355	52.7091	ng	83
100) Benzo[a]anthracene	12.723	228	244722m	26.8833	ng	
101) Chrysene	12.765	228	230169m	27.4990	ng	
105) Benzo[b]fluoranthene	13.941	252	296665m	36.3749	ng	
106) Benzo[k]fluoranthene	13.967	252	77325m	9.4739	ng	
107) Benzo[a]pyrene	14.293	252	201267	26.0030	ng	92
108) Indeno[1,2,3-cd]pyrene	15.666	276	133484	15.2484	ng	80
109) Dibenzo[a,h]anthracene	15.672	278	44651	6.0874	ng	65
110) Benzo[g,h,i]perylene	16.040	276	127594	17.0193	ng	77

(#) = qualifier out of range (m) = manual integration (+) = signals summed

Ye

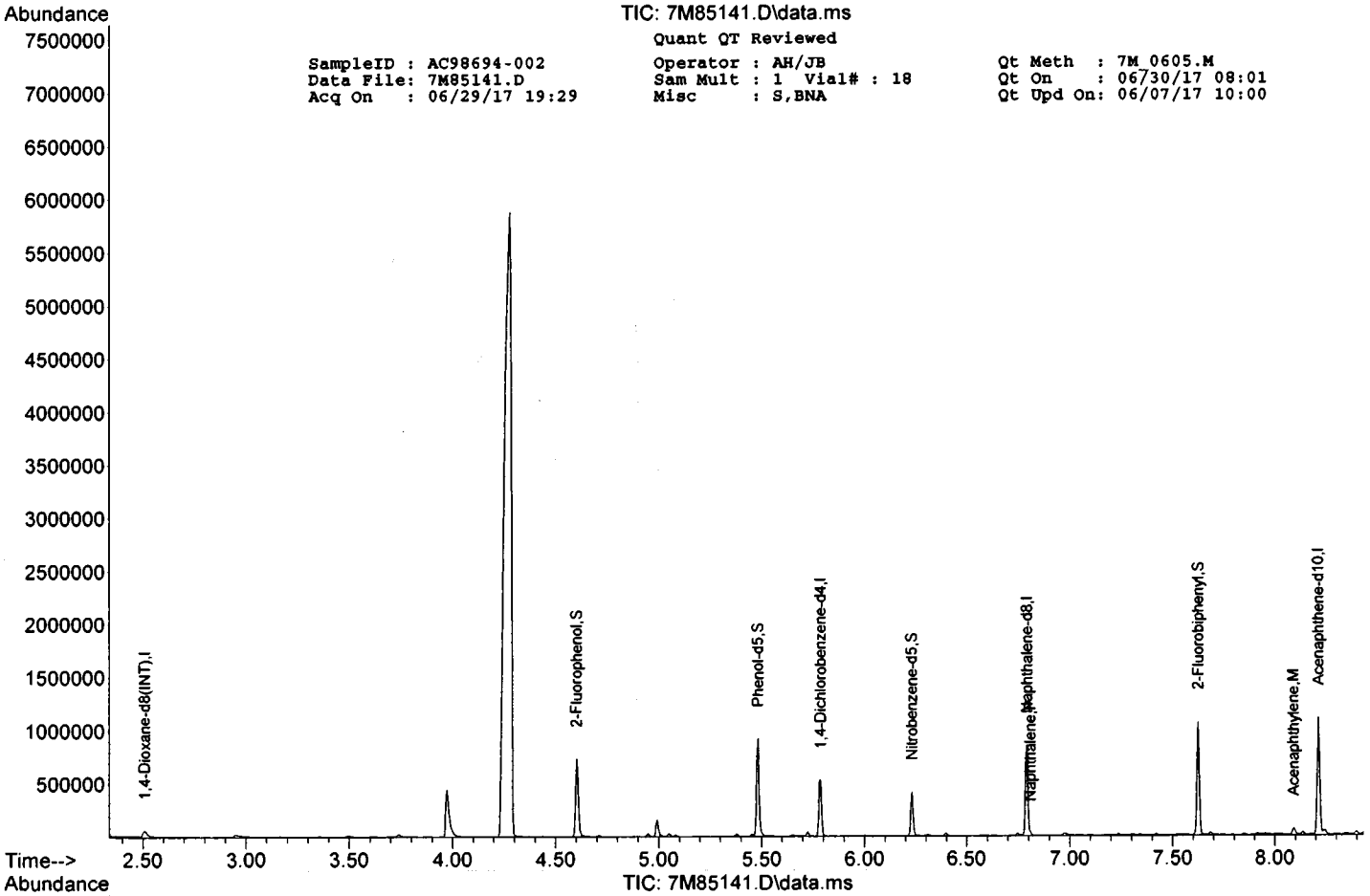
Abundance
TIC: 7M85141.D\data.ms
Quant QT Reviewed
SampleID : AC98694-002
Data File: 7M85141.D
Acq On : 06/29/17 19:29
Operator : AH/JB
Sam Mult : 1 Vial# : 18
Misc : S,BNA
Qt Meth : 7M_0605.M
Qt On : 06/30/17 08:01
Qt Upd On: 06/07/17 10:00
1,4-Dioxane-d8(INT),I
2-Fluorophenol,S
Phenol-d5,S
1,4-Dichlorobenzene-d4,I
Nitrobenzene-d5,S
Naphthalene-d8,I
2-Fluorobiphenyl,S
Acenaphthylene,M
Acenaphthene-d10,I
Time-->

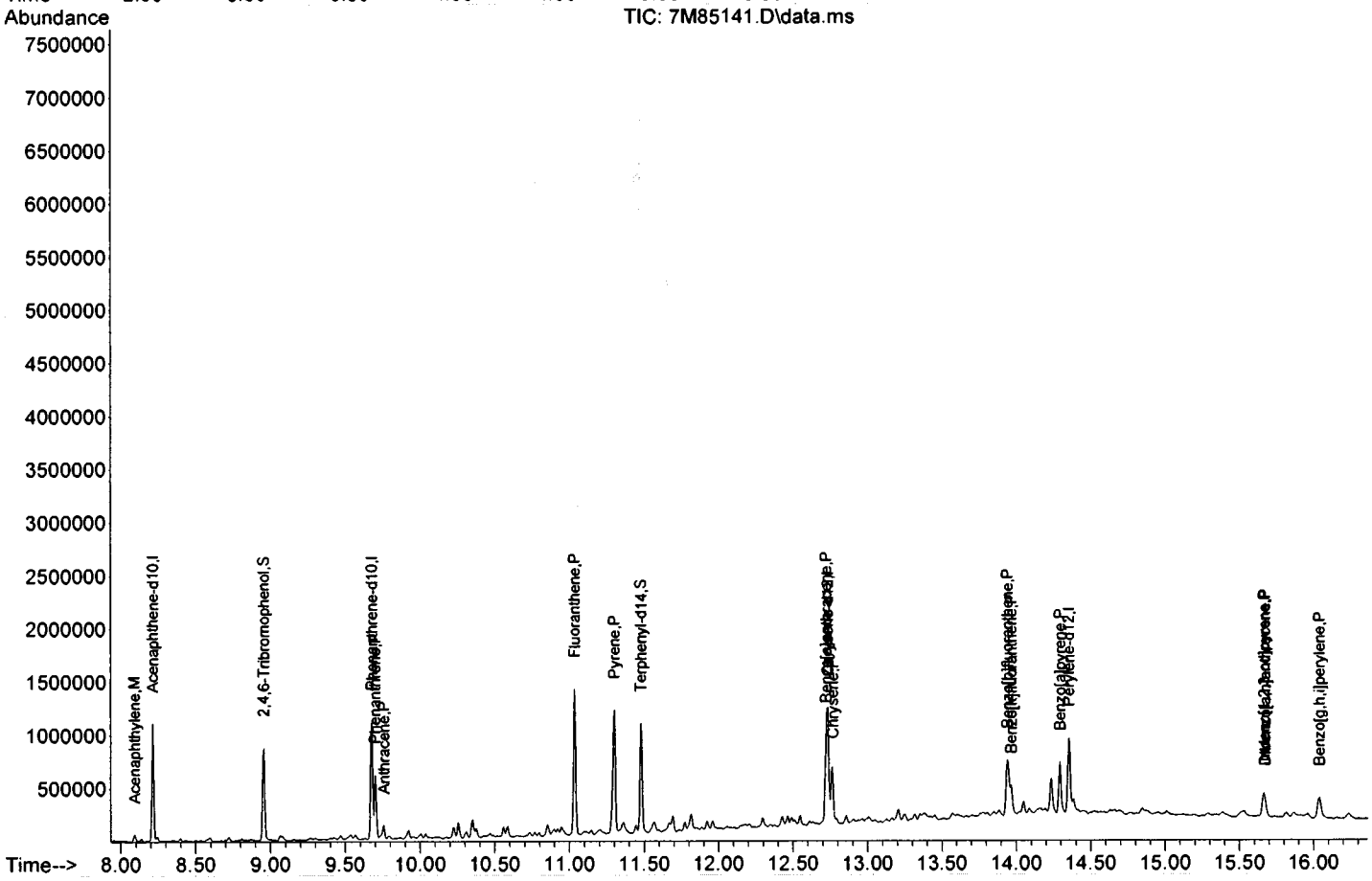
Abundance
TIC: 7M85141.D\data.ms
Acenaphthylene,M
Acenaphthene-d10,I
2,4,6-Tribromophenol,S
Anthracene,P
Fluoranthene,P
Pyrene,P
Terphenyl-d14,S
Benzo[a]pyrene,P
Perylene-d12,I
Benzo[g,h,i]perylene,P
Time-->

Form1

ORGANICS SEMIVOLATILE REPORT

Sample Number: AC98694-003
Client Id: SB-8B
Data File: 7M85142.D
Analysis Date: 06/29/17 19:52
Date Rec/Extracted: 06/27/17-06/29/17
Column: DB-5MS 30M 0.250mm ID 0.25um film

Method: EPA 8270D
Matrix: Soil
Initial Vol: 30g
Final Vol: 0.5ml
Dilution: 1
Solids: 85

Units: mg/Kg

Cas #	Compound	RL	Conc	Cas #	Compound	RL	Conc
91-57-6	2-Methylnaphthalene	0.039	U	218-01-9	Chrysene	0.039	U
83-32-9	Acenaphthene	0.039	U	53-70-3	Dibenzo[a,h]anthracene	0.039	U
208-96-8	Acenaphthylene	0.039	U	206-44-0	Fluoranthene	0.039	U
120-12-7	Anthracene	0.039	U	86-73-7	Fluorene	0.039	U
56-55-3	Benzo[a]anthracene	0.039	U	193-39-5	Indeno[1,2,3-cd]pyrene	0.039	U
50-32-8	Benzo[a]pyrene	0.039	U	91-20-3	Naphthalene	0.0098	U
205-99-2	Benzo[b]fluoranthene	0.039	U	85-01-8	Phenanthrene	0.039	U
191-24-2	Benzo[g,h,i]perylene	0.039	U	129-00-0	Pyrene	0.039	U
207-08-9	Benzo[k]fluoranthene	0.039	U				

Worksheet #: 429183

Total Target Concentration 0

ColumnID: (^) Indicates results from 2nd column

U - Indicates the compound was analyzed but not detected.
B - Indicates the analyte was found in the blank as well as in the sample.
E - Indicates the analyte concentration exceeds the calibration range of the instrument.
R - Retention Time Out
J - Indicates an estimated value when a compound is detected at less than the specified detection limit.
d - Pesticide %Diff>40% between columns due to coelution. Lower concentration used
Chlordane (Total) is sum of a-Chlordane and y-Chlordane.

Quantitation Report (QT Reviewed)

7062727 0113

SampleID : AC98694-003 Operator : AH/JB Qt Meth : 7M_0605.M
Data File: 7M85142.D Sam Mult : 1 Vial# : 19 Qt On : 06/30/17 08:01
Acq On : 06/29/17 19:52 Misc : S,BNA Qt Upd On: 06/07/17 10:00

Data Path : G:\GcMsData\2017\GCMS_7\Data\06-29-17\
Qt Path : G:\GCMSDATA\2017\GCMS_7\METHODQT\
Qt Resp Via : Initial Calibration

Compound	R.T.	QIon	Response	Conc Units	Dev(Min)
Internal Standards					
7) 1,4-Dioxane-d8(INT)	2.508	96	26864	40.00 ng	-0.03
21) 1,4-Dichlorobenzene-d4	5.788	152	63526	40.00 ng	-0.02
31) Naphthalene-d8	6.793	136	273396	40.00 ng	-0.03
50) Acenaphthene-d10	8.214	164	186262	40.00 ng	-0.04
77) Phenanthrene-d10	9.677	188	372208	40.00 ng	-0.03
91) Chrysene-d12	12.733	240	325488	40.00 ng	-0.02
103) Perylene-d12	14.352	264	264875	40.00 ng	-0.02
System Monitoring Compounds					
11) 2-Fluorophenol	4.602	112	163518	101.34 ng	0.00
Spiked Amount 100.000			Recovery = 101.34%		
16) Phenol-d5	5.484	99	235683	111.78 ng	0.00
Spiked Amount 100.000			Recovery = 111.78%		
32) Nitrobenzene-d5	6.232	128	40004	35.94 ng	-0.02
Spiked Amount 50.000			Recovery = 71.88%		
55) 2-Fluorobiphenyl	7.626	172	226314	37.66 ng	-0.04
Spiked Amount 50.000			Recovery = 75.32%		
80) 2,4,6-Tribromophenol	8.956	330	88603	97.66 ng	-0.03
Spiked Amount 100.000			Recovery = 97.66%		
94) Terphenyl-d14	11.478	244	285138	60.09 ng	-0.03
Spiked Amount 50.000			Recovery = 120.18%		

Target Compounds Qvalue

(#) = qualifier out of range (m) = manual integration (+) = signals summed

TIC: 7M85142.D\data.ms

Quant QT Reviewed

SampleID : AC98694-003
Data File: 7M85142.D
Acq On : 06/29/17 19:52

Operator : AH/JB
Sam Mult : 1 Vial# : 19
Misc : S,BNA

Qt Meth : 7M_0605.M
Qt On : 06/30/17 08:01
Qt Upd On: 06/07/17 10:00



Form1

ORGANICS SEMIVOLATILE REPORT

Sample Number: AC98694-004
Client Id: SB-15
Data File: 7M85143.D
Analysis Date: 06/29/17 20:16
Date Rec/Extracted: 06/27/17-06/29/17
Column: DB-5MS 30M 0.250mm ID 0.25um film

Method: EPA 8270D
Matrix: Soil
Initial Vol: 30g
Final Vol: 0.5ml
Dilution: 1
Solids: 86

Units: mg/Kg

Cas #	Compound	RL	Conc	Cas #	Compound	RL	Conc
91-57-6	2-Methylnaphthalene	0.039	U	218-01-9	Chrysene	0.039	0.71
83-32-9	Acenaphthene	0.039	0.075	53-70-3	Dibenzo[a,h]anthracene	0.039	0.15
208-96-8	Acenaphthylene	0.039	0.069	206-44-0	Fluoranthene	0.039	1.2
120-12-7	Anthracene	0.039	0.14	86-73-7	Fluorene	0.039	0.059
56-55-3	Benzo[a]anthracene	0.039	0.61	193-39-5	Indeno[1,2,3-cd]pyrene	0.039	0.39
50-32-8	Benzo[a]pyrene	0.039	0.60	91-20-3	Naphthalene	0.0097	0.023
205-99-2	Benzo[b]fluoranthene	0.039	0.90	85-01-8	Phenanthrene	0.039	0.73
191-24-2	Benzo[g,h,i]perylene	0.039	0.42	129-00-0	Pyrene	0.039	1.3
207-08-9	Benzo[k]fluoranthene	0.039	0.28				

Worksheet #: 429183 *Total Target Concentration* 7.7 ColumnID: (^) Indicates results from 2nd column

U - Indicates the compound was analyzed but not detected.
B - Indicates the analyte was found in the blank as well as in the sample.
E - Indicates the analyte concentration exceeds the calibration range of the instrument.
R - Retention Time Out
J - Indicates an estimated value when a compound is detected at less than the specified detection limit.
d - Pesticide %Diff>40% between columns due to coelution. Lower concentration used
Chlordane (Total) is sum of a-Chlordane and y-Chlordane.

Quantitation Report (QT Reviewed)

7062727 0116

SampleID : AC98694-004 Operator : AH/JB Qt Meth : 7M_0605.M
Data File: 7M85143.D Sam Mult : 1 Vial# : 20 Qt On : 06/30/17 08:01
Acq On : 06/29/17 20:16 Misc : S,BNA Qt Upd On: 06/07/17 10:00

Data Path : G:\GcMsData\2017\GCMS_7\Data\06-29-17\
Qt Path : G:\GCMSDATA\2017\GCMS_7\METHODQT\
Qt Resp Via : Initial Calibration

Compound	R.T.	QIon	Response	Conc	Units	Dev(Min)
Internal Standards						
7) 1,4-Dioxane-d8(INT)	2.508	96	37026	40.00	ng	-0.03
21) 1,4-Dichlorobenzene-d4	5.783	152	86987	40.00	ng	-0.02
31) Naphthalene-d8	6.793	136	378998	40.00	ng	-0.03
50) Acenaphthene-d10	8.214	164	251029	40.00	ng	-0.04
77) Phenanthrene-d10	9.678	188	472781	40.00	ng	-0.03
91) Chrysene-d12	12.733	240	369836	40.00	ng	-0.02
103) Perylene-d12	14.357	264	320342	40.00	ng	-0.02
System Monitoring Compounds						
11) 2-Fluorophenol	4.608	112	220321	99.07	ng	0.00
Spiked Amount 100.000			Recovery = 99.07%			
16) Phenol-d5	5.484	99	321934	110.78	ng	0.00
Spiked Amount 100.000			Recovery = 110.78%			
32) Nitrobenzene-d5	6.232	128	57435	37.22	ng	-0.02
Spiked Amount 50.000			Recovery = 74.44%			
55) 2-Fluorobiphenyl	7.626	172	315527	38.95	ng	-0.04
Spiked Amount 50.000			Recovery = 77.90%			
80) 2,4,6-Tribromophenol	8.956	330	106494	92.41	ng	-0.03
Spiked Amount 100.000			Recovery = 92.41%			
94) Terphenyl-d14	11.478	244	293942	54.52	ng	-0.03
Spiked Amount 50.000			Recovery = 109.04%			
Target Compounds						Qvalue
41) Naphthalene	6.809	128	11817	1.1644	ng	96
62) Acenaphthylene	8.091	152	38634	3.5832	ng	99
65) Acenaphthene	8.240	153	26407	3.8782	ng	94
72) Fluorene	8.721	166	24798	3.0561	ng	100
86) Phenanthrene	9.699	178	468865	37.4717	ng	100
87) Anthracene	9.758	178	91451	7.1578	ng	97
90) Fluoranthene	11.034	202	874879	63.3706	ng	88
92) Pyrene	11.302	202	743468	68.3836	ng	84
100) Benzo[a]anthracene	12.723	228	304039m	31.2605	ng	
101) Chrysene	12.765	228	329834m	36.8826	ng	
105) Benzo[b]fluoranthene	13.946	252	414296m	46.4478	ng	
106) Benzo[k]fluoranthene	13.967	252	129531m	14.5111	ng	
107) Benzo[a]pyrene	14.299	252	260901	30.8209	ng	90
108) Indeno[1,2,3-cd]pyrene	15.672	276	191956	20.0501	ng	82
109) Dibenzo[a,h]anthracene	15.677	278	62798	7.8282	ng	67
110) Benzo[g,h,i]perylene	16.046	276	178290	21.7449	ng	77

(#) = qualifier out of range (m) = manual integration (+) = signals summed

16

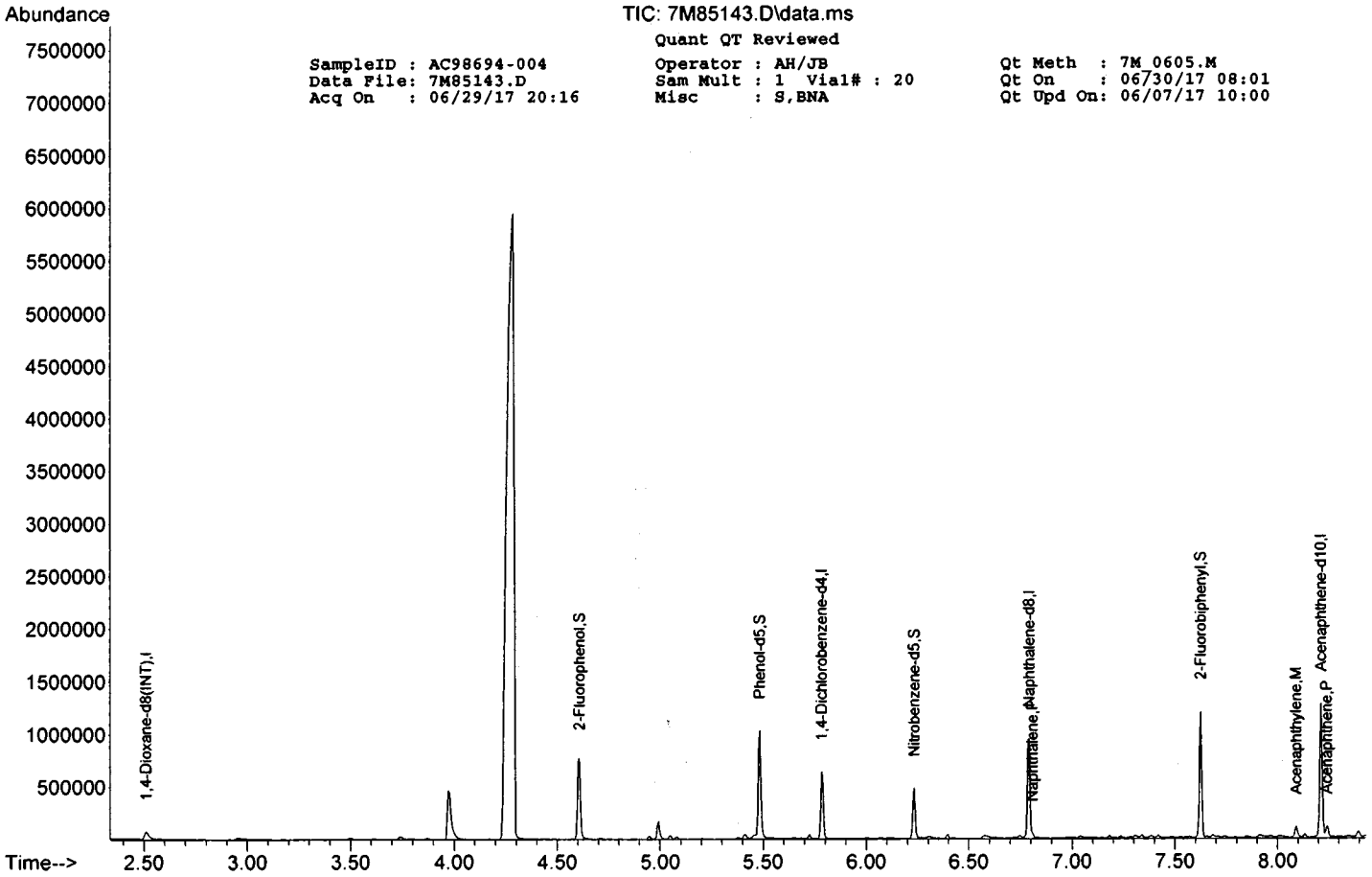
Abundance
TIC: 7M85143.D\data.ms
Quant QT Reviewed
SampleID : AC98694-004
Data File: 7M85143.D
Acq On : 06/29/17 20:16
Operator : AH/JB
Sam Mult : 1 Vial# : 20
Misc : S,BNA
Qt Meth : 7M_0605.M
Qt On : 06/30/17 08:01
Qt Upd On: 06/07/17 10:00
1,4-Dioxane-d8(INT),I
2-Fluorophenol,S
Phenol-d5,S
1,4-Dichlorobenzene-d4,I
Nitrobenzene-d5,S
Naphthalene-d8,I
2-Fluorobiphenyl,S
Acenaphthylene,M
Acenaphthene-d10,I
Time-->

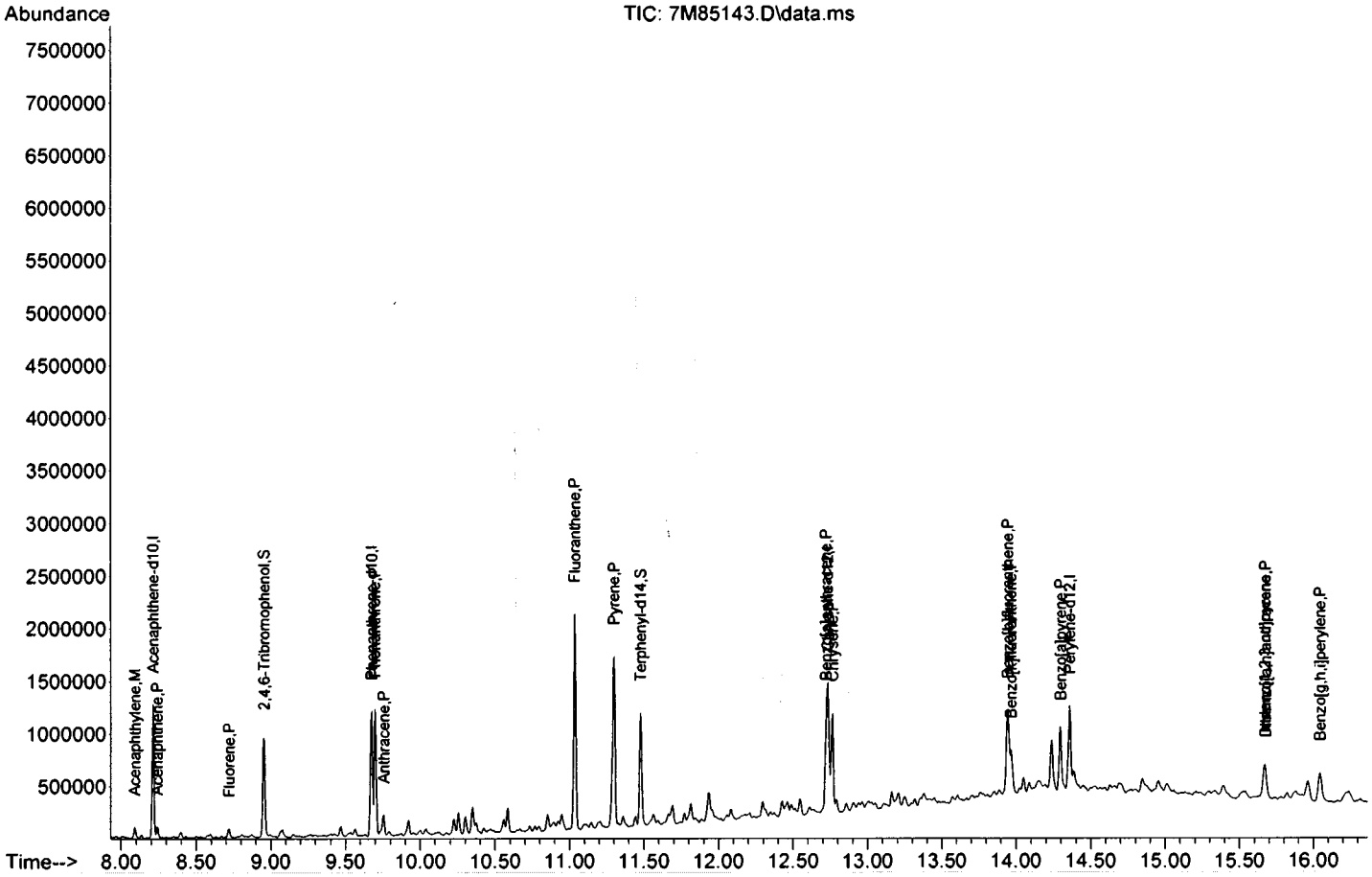
Abundance
TIC: 7M85143.D\data.ms
Acenaphthylene,M
Acenaphthene-d10,I
Fluorene,P
2,4,6-Tribromophenol,S
Anthracene,P
Fluoranthene,P
Pyrene,P
Terphenyl-d14,S
Benzo[a]pyrene,P
Perylene-d12,I
Benzo[g,h,i]perylene,P
Time-->

Form1

ORGANICS SEMIVOLATILE REPORT

Sample Number: AC98694-005
Client Id: SB-9A
Data File: 7M85144.D
Analysis Date: 06/29/17 20:39
Date Rec/Extracted: 06/27/17-06/29/17
Column: DB-5MS 30M 0.250mm ID 0.25um film

Method: EPA 8270D
Matrix: Soil
Initial Vol: 30g
Final Vol: 0.5ml
Dilution: 1
Solids: 85

Units: mg/Kg

Cas #	Compound	RL	Conc	Cas #	Compound	RL	Conc
91-57-6	2-Methylnaphthalene	0.039	U	**218-01-9**	**Chrysene**	**0.039**	**1.2**
83-32-9	Acenaphthene	0.039	U	**53-70-3**	**Dibenzo[a,h]anthracene**	**0.039**	**0.27**
208-96-8	**Acenaphthylene**	**0.039**	**0.060**	**206-44-0**	**Fluoranthene**	**0.039**	**2.6**
120-12-7	**Anthracene**	**0.039**	**0.22**	86-73-7	Fluorene	0.039	U
56-55-3	**Benzo[a]anthracene**	**0.039**	**1.3**	**193-39-5**	**Indeno[1,2,3-cd]pyrene**	**0.039**	**0.74**
50-32-8	**Benzo[a]pyrene**	**0.039**	**1.2**	91-20-3	Naphthalene	0.0098	U
205-99-2	**Benzo[b]fluoranthene**	**0.039**	**1.7**	**85-01-8**	**Phenanthrene**	**0.039**	**0.93**
191-24-2	**Benzo[g,h,i]perylene**	**0.039**	**0.75**	**129-00-0**	**Pyrene**	**0.039**	**2.6**
207-08-9	**Benzo[k]fluoranthene**	**0.039**	**0.43**				

U - Indicates the compound was analyzed but not detected.
B - Indicates the analyte was found in the blank as well as in the sample.
E - Indicates the analyte concentration exceeds the calibration range of the instrument.
R - Retention Time Out
J - Indicates an estimated value when a compound is detected at less than the specified detection limit.
d - Pesticide %Diff>40% between columns due to coelution. Lower concentration usea
Chlordane (Total) is sum of a-Chlordane and y-Chlordane.

Quantitation Report (QT Reviewed)

7062727 0119

SampleID : AC98694-005 Operator : AH/JB Qt Meth : 7M_0605.M
Data File: 7M85144.D Sam Mult : 1 Vial# : 21 Qt On : 06/30/17 08:01
Acq On : 06/29/17 20:39 Misc : S,BNA Qt Upd On: 06/07/17 10:00

Data Path : G:\GcMsData\2017\GCMS_7\Data\06-29-17\
Qt Path : G:\GCMSDATA\2017\GCMS_7\METHODQT\
Qt Resp Via : Initial Calibration

Compound	R.T.	QIon	Response	Conc	Units	Dev(Min)
Internal Standards						
7) 1,4-Dioxane-d8(INT)	2.508	96	31654	40.00	ng	-0.03
21) 1,4-Dichlorobenzene-d4	5.788	152	74712	40.00	ng	-0.02
31) Naphthalene-d8	6.793	136	330117	40.00	ng	-0.03
50) Acenaphthene-d10	8.214	164	226403	40.00	ng	-0.04
77) Phenanthrene-d10	9.678	188	452503	40.00	ng	-0.03
91) Chrysene-d12	12.739	240	386328	40.00	ng	-0.01
103) Perylene-d12	14.357	264	333565	40.00	ng	-0.02
System Monitoring Compounds						
11) 2-Fluorophenol	4.602	112	188331	99.06	ng	0.00
Spiked Amount 100.000			Recovery = 99.06%			
16) Phenol-d5	5.484	99	288761	116.23	ng	0.00
Spiked Amount 100.000			Recovery = 116.23%			
32) Nitrobenzene-d5	6.232	128	49410	36.76	ng	-0.02
Spiked Amount 50.000			Recovery = 73.52%			
55) 2-Fluorobiphenyl	7.626	172	277261	37.95	ng	-0.04
Spiked Amount 50.000			Recovery = 75.90%			
80) 2,4,6-Tribromophenol	8.956	330	91591	83.04	ng	-0.03
Spiked Amount 100.000			Recovery = 83.04%			
94) Terphenyl-d14	11.478	244	320026	56.83	ng	-0.03
Spiked Amount 50.000			Recovery = 113.66%			
Target Compounds						Qvalue
62) Acenaphthylene	8.091	152	29907	3.0755	ng	97
86) Phenanthrene	9.704	178	569376	47.5437	ng	100
87) Anthracene	9.758	178	139489	11.4069	ng	98
90) Fluoranthene	11.040	202	1746496	132.1739	ng	88
92) Pyrene	11.307	202	1497580	131.8660	ng	82
100) Benzo[a]anthracene	12.728	228	671918m	66.1356	ng	
101) Chrysene	12.771	228	548248m	58.6890	ng	
105) Benzo[b]fluoranthene	13.951	252	808450m	87.0444	ng	
106) Benzo[k]fluoranthene	13.973	252	203260m	21.8682	ng	
107) Benzo[a]pyrene	14.299	252	548766	62.2572	ng	91
108) Indeno[1,2,3-cd]pyrene	15.672	276	374577	37.5741	ng	82
109) Dibenzo[a,h]anthracene	15.677	278	113161	13.5471	ng	65
110) Benzo[g,h,i]perylene	16.051	276	328526	38.4798	ng	79

(#) = qualifier out of range (m) = manual integration (+) = signals summed

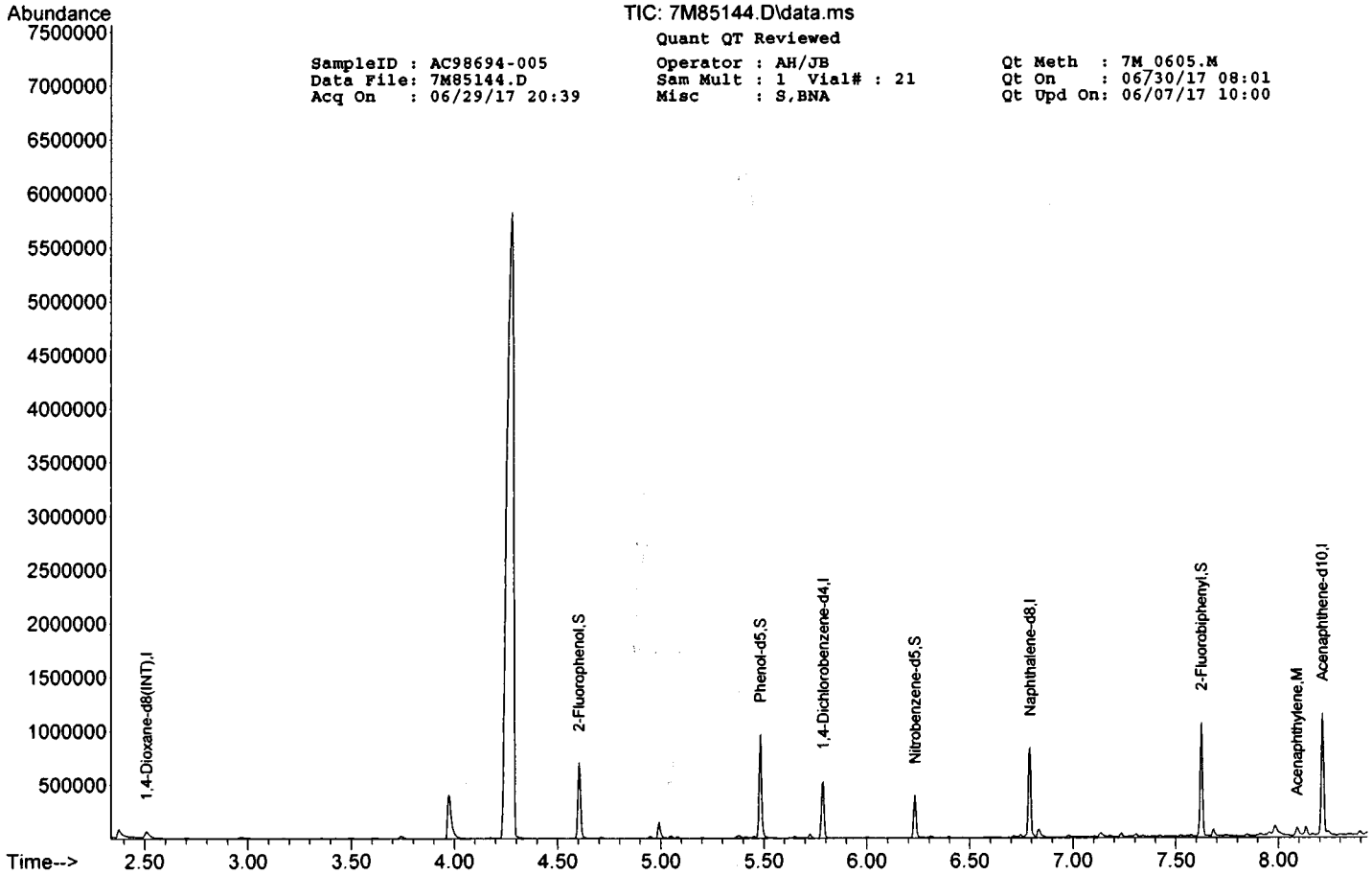
Abundance
TIC: 7M85144.D\data.ms
Quant QT Reviewed
SampleID : AC98694-005
Data File: 7M85144.D
Acq On : 06/29/17 20:39
Operator : AH/JB
Sam Mult : 1 Vial# : 21
Misc : S,BNA
Qt Meth : 7M_0605.M
Qt On : 06/30/17 08:01
Qt Upd On: 06/07/17 10:00
1,4-Dioxane-d8(INT),I
2-Fluorophenol,S
Phenol-d5,S
1,4-Dichlorobenzene-d4,I
Nitrobenzene-d5,S
Naphthalene-d8,I
2-Fluorobiphenyl,S
Acenaphthylene,M
Acenaphthene-d10,I
Time-->

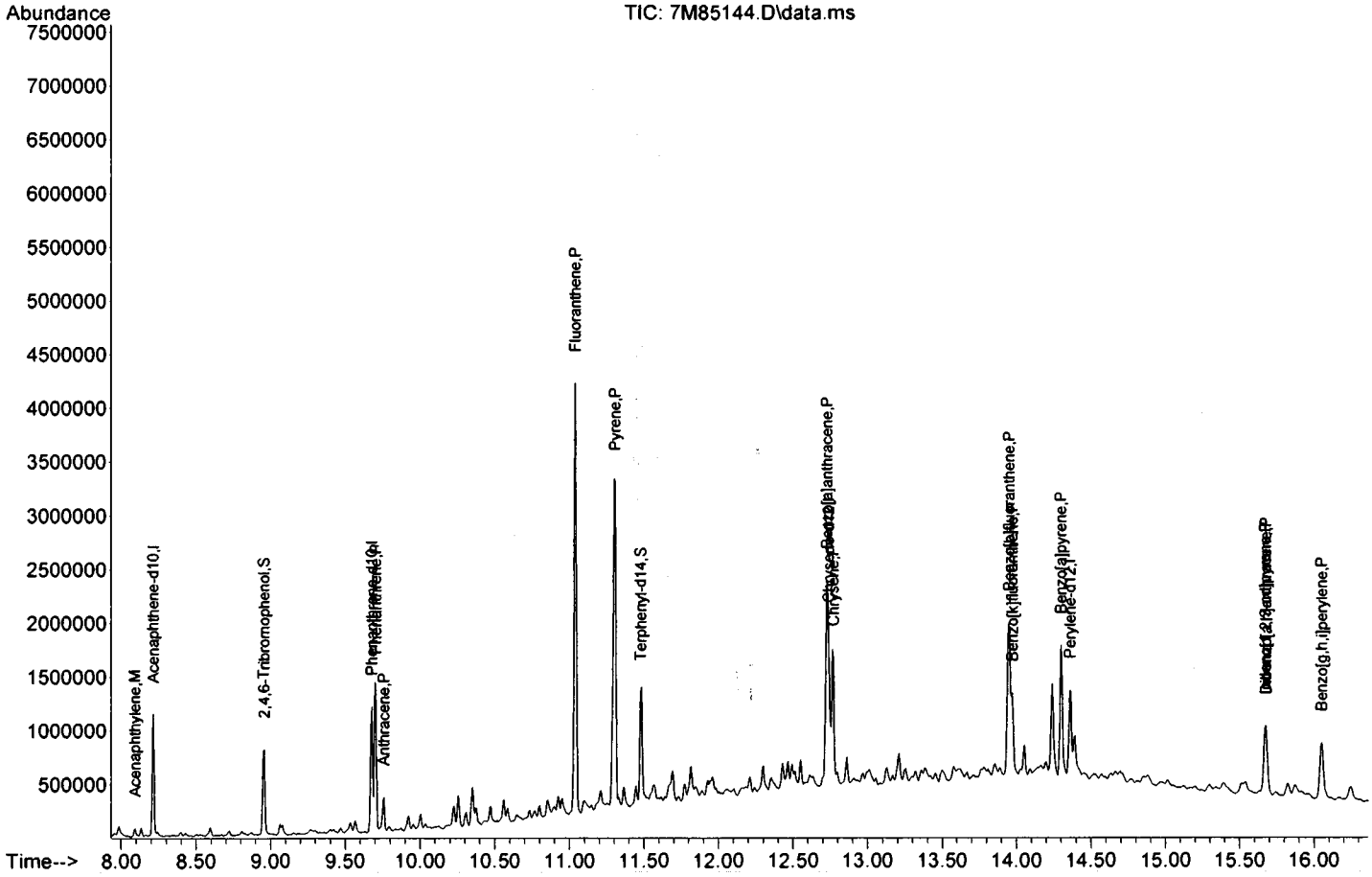
Abundance
TIC: 7M85144.D\data.ms
Acenaphthylene,M
Acenaphthene-d10,I
2,4,6-Tribromophenol,S
Anthracene,P
Fluoranthene,P
Pyrene,P
Terphenyl-d14,S
Chrysene,P
Benzo[a]anthracene,P
Perylene-d12,I
Benzo[a]pyrene,P
Benzo[g,h,i]perylene,P
Time-->

Form1

ORGANICS SEMIVOLATILE REPORT

Sample Number: AC98694-006
Client Id: SB-9B
Data File: 7M85145.D
Analysis Date: 06/29/17 21:02
Date Rec/Extracted: 06/27/17-06/29/17
Column: DB-5MS 30M 0.250mm ID 0.25um film

Method: EPA 8270D
Matrix: Soil
Initial Vol: 30g
Final Vol: 0.5ml
Dilution: 1
Solids: 86

Units: mg/Kg

Cas #	Compound	RL	Conc	Cas #	Compound	RL	Conc
91-57-6	2-Methylnaphthalene	0.039	U	218-01-9	Chrysene	0.039	U
83-32-9	Acenaphthene	0.039	U	53-70-3	Dibenzo[a,h]anthracene	0.039	U
208-96-8	Acenaphthylene	0.039	U	206-44-0	Fluoranthene	0.039	U
120-12-7	Anthracene	0.039	U	86-73-7	Fluorene	0.039	U
56-55-3	Benzo[a]anthracene	0.039	U	193-39-5	Indeno[1,2,3-cd]pyrene	0.039	U
50-32-8	Benzo[a]pyrene	0.039	U	91-20-3	Naphthalene	0.0097	U
205-99-2	Benzo[b]fluoranthene	0.039	U	85-01-8	Phenanthrene	0.039	U
191-24-2	Benzo[g,h,i]perylene	0.039	U	129-00-0	Pyrene	0.039	U
207-08-9	Benzo[k]fluoranthene	0.039	U				

Worksheet #: 429183 ***Total Target Concentration*** 0 ColumnID: (^) Indicates results from 2nd column

U - Indicates the compound was analyzed but not detected.
B - Indicates the analyte was found in the blank as well as in the sample.
E - Indicates the analyte concentration exceeds the calibration range of the instrument.

R - Retention Time Out
J - Indicates an estimated value when a compound is detected at less than the specified detection limit.
d - Pesticide %Diff>40% between columns due to coelution. Lower concentration used
Chlordane (Total) is sum of a-Chlordane and y-Chlordane.

Quantitation Report (QT Reviewed)

7062727 0122

SampleID : AC98694-006 Operator : AH/JB Qt Meth : 7M_0605.M
Data File: 7M85145.D Sam Mult : 1 Vial# : 22 Qt On : 06/30/17 08:01
Acq On : 06/29/17 21:02 Misc : S,BNA Qt Upd On: 06/07/17 10:00

Data Path : G:\GcMsData\2017\GCMS_7\Data\06-29-17\
Qt Path : G:\GCMSDATA\2017\GCMS_7\METHODQT\
Qt Resp Via : Initial Calibration

Compound	R.T.	QIon	Response	Conc Units	Dev(Min)
Internal Standards					
7) 1,4-Dioxane-d8(INT)	2.508	96	27809	40.00 ng	-0.03
21) 1,4-Dichlorobenzene-d4	5.788	152	68841	40.00 ng	-0.02
31) Naphthalene-d8	6.793	136	296485	40.00 ng	-0.03
50) Acenaphthene-d10	8.214	164	200707	40.00 ng	-0.04
77) Phenanthrene-d10	9.678	188	391211	40.00 ng	-0.03
91) Chrysene-d12	12.733	240	319180	40.00 ng	-0.02
103) Perylene-d12	14.352	264	270925	40.00 ng	-0.02
System Monitoring Compounds					
11) 2-Fluorophenol	4.602	112	185051	110.79 ng	0.00
Spiked Amount 100.000			Recovery = 110.79%		
16) Phenol-d5	5.484	99	271093	124.21 ng	0.00
Spiked Amount 100.000			Recovery = 124.21%		
32) Nitrobenzene-d5	6.232	128	46660	38.65 ng	-0.02
Spiked Amount 50.000			Recovery = 77.30%		
55) 2-Fluorobiphenyl	7.626	172	257762	39.80 ng	-0.04
Spiked Amount 50.000			Recovery = 79.60%		
80) 2,4,6-Tribromophenol	8.956	330	97334	102.07 ng	-0.03
Spiked Amount 100.000			Recovery = 102.07%		
94) Terphenyl-d14	11.478	244	297626	63.97 ng	-0.03
Spiked Amount 50.000			Recovery = 127.94%		

Target Compounds Qvalue

(#) = qualifier out of range (m) = manual integration (+) = signals summed

TIC: 7M85145.D\data.ms

Quant QT Reviewed

SampleID : AC98694-006
Data File: 7M85145.D
Acq On : 06/29/17 21:02

Operator : AH/JB
Sam Mult : 1 Vial# : 22
Misc : S,BNA

Qt Meth : 7M_0605.M
Qt On : 06/30/17 08:01
Qt Upd On: 06/07/17 10:00



Form1

ORGANICS SEMIVOLATILE REPORT

Sample Number: AC98694-007
Client Id: SB-16
Data File: 7M85146.D
Analysis Date: 06/29/17 21:25
Date Rec/Extracted: 06/27/17-06/29/17
Column: DB-5MS 30M 0.250mm ID 0.25um film

Method: EPA 8270D
Matrix: Soil
Initial Vol: 30g
Final Vol: 0.5ml
Dilution: 1
Solids: 88

Units: mg/Kg

Cas #	Compound	RL	Conc	Cas #	Compound	RL	Conc
91-57-6	2-Methylnaphthalene	0.038	U	218-01-9	Chrysene	0.038	U
83-32-9	Acenaphthene	0.038	U	53-70-3	Dibenzo[a,h]anthracene	0.038	U
208-96-8	Acenaphthylene	0.038	U	**206-44-0**	**Fluoranthene**	**0.038**	**0.065**
120-12-7	Anthracene	0.038	U	86-73-7	Fluorene	0.038	U
56-55-3	**Benzo[a]anthracene**	**0.038**	**0.038**	193-39-5	Indeno[1,2,3-cd]pyrene	0.038	U
50-32-8	Benzo[a]pyrene	0.038	U	91-20-3	Naphthalene	0.0095	U
205-99-2	**Benzo[b]fluoranthene**	**0.038**	**0.048**	85-01-8	Phenanthrene	0.038	U
191-24-2	Benzo[g,h,i]perylene	0.038	U	**129-00-0**	**Pyrene**	**0.038**	**0.065**
207-08-9	Benzo[k]fluoranthene	0.038	U				

Worksheet #: 429183 *Total Target Concentration* 0.22 ColumnID: (^) Indicates results from 2nd column

U - Indicates the compound was analyzed but not detected.
B - Indicates the analyte was found in the blank as well as in the sample.
E - Indicates the analyte concentration exceeds the calibration range of the instrument.
R - Retention Time Out
J - Indicates an estimated value when a compound is detected at less than the specified detection limit.
d - Pesticide %Diff>40% between columns due to coelution. Lower concentration used
Chlordane (Total) is sum of a-Chlordane and y-Chlordane.

Quantitation Report (QT Reviewed)

7062727 0125

SampleID : AC98694-007 Operator : AH/JB Qt Meth : 7M_0605.M
Data File: 7M85146.D Sam Mult : 1 Vial# : 23 Qt On : 06/30/17 08:01
Acq On : 06/29/17 21:25 Misc : S,BNA Qt Upd On: 06/07/17 10:00

Data Path : G:\GcMsData\2017\GCMS_7\Data\06-29-17\
Qt Path : G:\GCMSDATA\2017\GCMS_7\METHODQT\
Qt Resp Via : Initial Calibration

Compound	R.T.	QIon	Response	Conc Units	Dev(Min)
Internal Standards					
7) 1,4-Dioxane-d8(INT)	2.508	96	27078	40.00 ng	-0.03
21) 1,4-Dichlorobenzene-d4	5.783	152	59683	40.00 ng	-0.02
31) Naphthalene-d8	6.787	136	236993	40.00 ng	-0.03
50) Acenaphthene-d10	8.214	164	156769	40.00 ng	-0.04
77) Phenanthrene-d10	9.678	188	335481	40.00 ng	-0.03
91) Chrysene-d12	12.733	240	371664	40.00 ng	-0.02
103) Perylene-d12	14.352	264	282976	40.00 ng	-0.02
System Monitoring Compounds					
11) 2-Fluorophenol	4.602	112	114920	70.66 ng	0.00
Spiked Amount 100.000			Recovery = 70.66%		
16) Phenol-d5	5.484	99	157001	73.88 ng	0.00
Spiked Amount 100.000			Recovery = 73.88%		
32) Nitrobenzene-d5	6.232	128	27919	28.93 ng	-0.02
Spiked Amount 50.000			Recovery = 57.86%		
55) 2-Fluorobiphenyl	7.626	172	152840	30.22 ng	-0.04
Spiked Amount 50.000			Recovery = 60.44%		
80) 2,4,6-Tribromophenol	8.956	330	58771	71.87 ng	-0.03
Spiked Amount 100.000			Recovery = 71.87%		
94) Terphenyl-d14	11.478	244	215714	39.81 ng	-0.03
Spiked Amount 50.000			Recovery = 79.62%		
Target Compounds					Qvalue
90) Fluoranthene	11.034	202	33852	3.4555 ng	89
92) Pyrene	11.296	202	37623	3.4435 ng	88
100) Benzo[a]anthracene	12.723	228	19656m	2.0110 ng	
105) Benzo[b]fluoranthene	13.941	252	19948m	2.5317 ng	

(#) = qualifier out of range (m) = manual integration (+) = signals summed

TIC: 7M85146.D\data.ms

Quant QT Reviewed

SampleID : AC98694-007
Data File: 7M85146.D
Acq On : 06/29/17 21:25

Operator : AH/JB
Sam Mult : 1 Vial# : 23
Misc : S,BNA

Qt Meth : 7M_0605.M
Qt On : 06/30/17 08:01
Qt Upd On: 06/07/17 10:00



Form1

ORGANICS SEMIVOLATILE REPORT

Sample Number: AC98694-008
Client Id: SB-10
Data File: 7M85147.D
Analysis Date: 06/29/17 21:49
Date Rec/Extracted: 06/27/17-06/29/17
Column: DB-5MS 30M 0.250mm ID 0.25um film

Method: EPA 8270D
Matrix: Soil
Initial Vol: 30g
Final Vol: 0.5ml
Dilution: 1
Solids: 86

Units: mg/Kg

Cas #	Compound	RL	Conc	Cas #	Compound	RL	Conc
91-57-6	2-Methylnaphthalene	0.039	U	218-01-9	Chrysene	0.039	U
83-32-9	Acenaphthene	0.039	U	53-70-3	Dibenzo[a,h]anthracene	0.039	U
208-96-8	Acenaphthylene	0.039	U	206-44-0	Fluoranthene	0.039	U
120-12-7	Anthracene	0.039	U	86-73-7	Fluorene	0.039	U
56-55-3	Benzo[a]anthracene	0.039	U	193-39-5	Indeno[1,2,3-cd]pyrene	0.039	U
50-32-8	Benzo[a]pyrene	0.039	U	91-20-3	Naphthalene	0.0097	U
205-99-2	Benzo[b]fluoranthene	0.039	U	85-01-8	Phenanthrene	0.039	U
191-24-2	Benzo[g,h,i]perylene	0.039	U	129-00-0	Pyrene	0.039	U
207-08-9	Benzo[k]fluoranthene	0.039	U				

Worksheet #: 429183

Total Target Concentration 0

ColumnID: (^) Indicates results from 2nd column

U - Indicates the compound was analyzed but not detected.
B - Indicates the analyte was found in the blank as well as in the sample.
E - Indicates the analyte concentration exceeds the calibration range of the instrument.

R - Retention Time Out
J - Indicates an estimated value when a compound is detected at less than the specified detection limit.
d - Pesticide %Diff>40% between columns due to coelution. Lower concentration usea
Chlordane (Total) is sum of a-Chlordane and y-Chlordane.

Quantitation Report (QT Reviewed)

7062727 0128

SampleID : AC98694-008 Operator : AH/JB Qt Meth : 7M_0605.M
Data File: 7M85147.D Sam Mult : 1 Vial# : 24 Qt On : 06/30/17 08:01
Acq On : 06/29/17 21:49 Misc : S,BNA Qt Upd On: 06/07/17 10:00

Data Path : G:\GcMsData\2017\GCMS_7\Data\06-29-17\
Qt Path : G:\GCMSDATA\2017\GCMS_7\METHODQT\
Qt Resp Via : Initial Calibration

Compound	R.T.	QIon	Response	Conc	Units	Dev(Min)
Internal Standards						
7) 1,4-Dioxane-d8(INT)	2.508	96	32543	40.00	ng	-0.03
21) 1,4-Dichlorobenzene-d4	5.783	152	79267	40.00	ng	-0.02
31) Naphthalene-d8	6.793	136	339891	40.00	ng	-0.03
50) Acenaphthene-d10	8.214	164	225407	40.00	ng	-0.04
77) Phenanthrene-d10	9.672	188	428794	40.00	ng	-0.04
91) Chrysene-d12	12.728	240	330655	40.00	ng	-0.02
103) Perylene-d12	14.352	264	274504	40.00	ng	-0.02
System Monitoring Compounds						
11) 2-Fluorophenol	4.602	112	218809	111.95	ng	0.00
Spiked Amount 100.000			Recovery = 111.95%			
16) Phenol-d5	5.479	99	315108	123.37	ng	-0.01
Spiked Amount 100.000			Recovery = 123.37%			
32) Nitrobenzene-d5	6.232	128	56349	40.72	ng	-0.02
Spiked Amount 50.000			Recovery = 81.44%			
55) 2-Fluorobiphenyl	7.626	172	311906	42.89	ng	-0.04
Spiked Amount 50.000			Recovery = 85.78%			
80) 2,4,6-Tribromophenol	8.956	330	93855	89.80	ng	-0.03
Spiked Amount 100.000			Recovery = 89.80%			
94) Terphenyl-d14	11.478	244	296168	61.44	ng	-0.03
Spiked Amount 50.000			Recovery = 122.88%			

Target Compounds Qvalue

(#) = qualifier out of range (m) = manual integration (+) = signals summed


Abundance
TIC: 7M85147.D\data.ms
Quant QT Reviewed
SampleID : AC98694-008
Data File: 7M85147.D
Acq On : 06/29/17 21:49
Operator : AH/JB
Sam Mult : 1 Vial# : 24
Misc : S,BNA
Qt Meth : 7M_0605.M
Qt On : 06/30/17 08:01
Qt Upd On: 06/07/17 10:00
1,4-Dioxane-d8(INT),I
2-Fluorophenol,S
Phenol-d5,S
1,4-Dichlorobenzene-d4,I
Nitrobenzene-d5,S
Naphthalene-d8,I
2-Fluorobiphenyl,S
Acenaphthene-d10,I
2,4,6-Tribromophenol,S
Phenanthrene-d10,I
Terphenyl-d14,S
Chrysene-d12,I
Perylene-d12,I
Time-->
7000000
6800000
6600000
6400000
6200000
6000000
5800000
5600000
5400000
5200000
5000000
4800000
4600000
4400000
4200000
4000000
3800000
3600000
3400000
3200000
3000000
2800000
2600000
2400000
2200000
2000000
1800000
1600000
1400000
1200000
1000000
800000
600000
400000
200000
0
3.00
4.00
5.00
6.00
7.00
8.00
9.00
10.00
11.00
12.00
13.00
14.00
15.00
16.00

Form1

ORGANICS SEMIVOLATILE REPORT

Sample Number: AC98694-009
Client Id: SB-1
Data File: 7M85148.D
Analysis Date: 06/29/17 22:12
Date Rec/Extracted: 06/27/17-06/29/17
Column: DB-5MS 30M 0.250mm ID 0.25um film

Method: EPA 8270D
Matrix: Soil
Initial Vol: 30g
Final Vol: 0.5ml
Dilution: 1
Solids: 88

Units: mg/Kg

Cas #	Compound	RL	Conc	Cas #	Compound	RL	Conc
92-52-4	1,1'-Biphenyl	0.038	U	**205-99-2**	**Benzo[b]fluoranthene**	**0.038**	**0.73**
95-94-3	1,2,4,5-Tetrachlorobenzene	0.038	U	**191-24-2**	**Benzo[g,h,i]perylene**	**0.038**	**0.31**
58-90-2	2,3,4,6-Tetrachlorophenol	0.038	U	**207-08-9**	**Benzo[k]fluoranthene**	**0.038**	**0.26**
95-95-4	2,4,5-Trichlorophenol	0.038	U	111-91-1	bis(2-Chloroethoxy)methan	0.038	U
88-06-2	2,4,6-Trichlorophenol	0.038	U	111-44-4	bis(2-Chloroethyl)ether	0.0095	U
120-83-2	2,4-Dichlorophenol	0.0095	U	108-60-1	bis(2-chloroisopropyl)ether	0.038	U
105-67-9	2,4-Dimethylphenol	0.0095	U	**117-81-7**	**bis(2-Ethylhexyl)phthalate**	**0.038**	**0.083**
51-28-5	2,4-Dinitrophenol	0.19	U	85-68-7	Butylbenzylphthalate	0.038	U
121-14-2	2,4-Dinitrotoluene	0.038	U	105-60-2	Caprolactam	0.038	U
606-20-2	2,6-Dinitrotoluene	0.038	U	**86-74-8**	**Carbazole**	**0.038**	**0.058**
91-58-7	2-Chloronaphthalene	0.038	U	**218-01-9**	**Chrysene**	**0.038**	**0.61**
95-57-8	2-Chlorophenol	0.038	U	**53-70-3**	**Dibenzo[a,h]anthracene**	**0.038**	**0.12**
91-57-6	2-Methylnaphthalene	0.038	U	**132-64-9**	**Dibenzofuran**	**0.0095**	**0.014**
95-48-7	2-Methylphenol	0.0095	U	84-66-2	Diethylphthalate	0.038	U
88-74-4	2-Nitroaniline	0.038	U	131-11-3	Dimethylphthalate	0.038	U
88-75-5	2-Nitrophenol	0.038	U	**84-74-2**	**Di-n-butylphthalate**	**0.0095**	**0.020**
106-44-5	3&4-Methylphenol	0.0095	U	117-84-0	Di-n-octylphthalate	0.038	U
91-94-1	3,3'-Dichlorobenzidine	0.038	U	**206-44-0**	**Fluoranthene**	**0.038**	**1.1**
99-09-2	3-Nitroaniline	0.038	U	86-73-7	Fluorene	0.038	U
534-52-1	4,6-Dinitro-2-methylphenol	0.19	U	118-74-1	Hexachlorobenzene	0.038	U
101-55-3	4-Bromophenyl-phenylether	0.038	U	87-68-3	Hexachlorobutadiene	0.038	U
59-50-7	4-Chloro-3-methylphenol	0.038	U	77-47-4	Hexachlorocyclopentadiene	0.089	U
106-47-8	4-Chloroaniline	0.0095	U	67-72-1	Hexachloroethane	0.038	U
7005-72-3	4-Chlorophenyl-phenylether	0.038	U	**193-39-5**	**Indeno[1,2,3-cd]pyrene**	**0.038**	**0.30**
100-01-6	4-Nitroaniline	0.038	U	78-59-1	Isophorone	0.038	U
100-02-7	4-Nitrophenol	0.038	U	**91-20-3**	**Naphthalene**	**0.0095**	**0.014**
83-32-9	Acenaphthene	0.038	U	98-95-3	Nitrobenzene	0.038	U
208-96-8	**Acenaphthylene**	**0.038**	**0.051**	621-64-7	N-Nitroso-di-n-propylamine	0.0095	U
98-86-2	Acetophenone	0.038	U	86-30-6	n-Nitrosodiphenylamine	0.038	U
120-12-7	**Anthracene**	**0.038**	**0.10**	87-86-5	Pentachlorophenol	0.19	U
1912-24-9	Atrazine	0.038	U	**85-01-8**	**Phenanthrene**	**0.038**	**0.47**
100-52-7	Benzaldehyde	0.038	U	108-95-2	Phenol	0.038	U
56-55-3	**Benzo[a]anthracene**	**0.038**	**0.60**	**129-00-0**	**Pyrene**	**0.038**	**1.1**
50-32-8	**Benzo[a]pyrene**	**0.038**	**0.50**				

Worksheet #: 429147 ***Total Target Concentration*** 6.4 ColumnID: (^) Indicates results from 2nd column

U - Indicates the compound was analyzed but not detected.
B - Indicates the analyte was found in the blank as well as in the sample.
E - Indicates the analyte concentration exceeds the calibration range of the instrument.
R - Retention Time Out
J - Indicates an estimated value when a compound is detected at less than the specified detection limit.
d - Pesticide %Diff>40% between columns due to coelution. Lower concentration usea
N-Nitrosodiphenylamine decomposes in the GC inlet and is detected as diphenylamine
Chlordane (Total) is sum of a-Chlordane and y-Chlordane.

Quantitation Report (QT Reviewed)

7062727 0131

SampleID : AC98694-009 Operator : AH/JB Qt Meth : 7M_0605.M
Data File: 7M85148.D Sam Mult : 1 Vial# : 25 Qt On : 06/30/17 08:01
Acq On : 06/29/17 22:12 Misc : S,BNA Qt Upd On: 06/07/17 10:00

Data Path : G:\GcMsData\2017\GCMS_7\Data\06-29-17\
Qt Path : G:\GCMSDATA\2017\GCMS_7\METHODQT\
Qt Resp Via : Initial Calibration

Compound	R.T.	QIon	Response	Conc	Units	Dev(Min)
Internal Standards						
7) 1,4-Dioxane-d8(INT)	2.508	96	41483	40.00	ng	-0.03
21) 1,4-Dichlorobenzene-d4	5.788	152	87058	40.00	ng	-0.02
31) Naphthalene-d8	6.793	136	368168	40.00	ng	-0.03
50) Acenaphthene-d10	8.214	164	238499	40.00	ng	-0.04
77) Phenanthrene-d10	9.678	188	430959	40.00	ng	-0.03
91) Chrysene-d12	12.733	240	387606	40.00	ng	-0.02
103) Perylene-d12	14.363	264	349178	40.00	ng	-0.01
System Monitoring Compounds						
11) 2-Fluorophenol	4.608	112	224953	90.29	ng	0.00
Spiked Amount 100.000			Recovery = 90.29%			
16) Phenol-d5	5.484	99	316841	97.32	ng	0.00
Spiked Amount 100.000			Recovery = 97.32%			
32) Nitrobenzene-d5	6.232	128	51103	34.09	ng	-0.02
Spiked Amount 50.000			Recovery = 68.18%			
55) 2-Fluorobiphenyl	7.626	172	256559	33.34	ng	-0.04
Spiked Amount 50.000			Recovery = 66.68%			
80) 2,4,6-Tribromophenol	8.956	330	76744	73.06	ng	-0.03
Spiked Amount 100.000			Recovery = 73.06%			
94) Terphenyl-d14	11.478	244	191111	33.82	ng	-0.03
Spiked Amount 50.000			Recovery = 67.64%			
Target Compounds						Qvalue
41) Naphthalene	6.809	128	7329	0.7432	ng	95
62) Acenaphthylene	8.091	152	27397	2.6745	ng	99
68) Dibenzofuran	8.395	168	7544	0.7585	ng	93
86) Phenanthrene	9.699	178	281103	24.6459	ng	99
87) Anthracene	9.752	178	64430	5.5323	ng	97
88) Carbazole	9.923	167	32935	3.0697	ng	94
89) Di-n-butylphthalate	10.303	149	13805	1.0460	ng	97
90) Fluoranthene	11.035	202	750381	59.6273	ng	89
92) Pyrene	11.302	202	664761	58.3410	ng	84
100) Benzo[a]anthracene	12.723	228	322168m	31.6058	ng	
101) Chrysene	12.765	228	304302m	32.4676	ng	
102) bis(2-Ethylhexyl)phtha...	12.765	149	29566	4.4027	ng	98
105) Benzo[b]fluoranthene	13.946	252	375206m	38.5915	ng	
106) Benzo[k]fluoranthene	13.973	252	135092m	13.8843	ng	
107) Benzo[a]pyrene	14.299	252	245980	26.6585	ng	92
108) Indeno[1,2,3-cd]pyrene	15.677	276	163561	15.6733	ng	79
109) Dibenzo[a,h]anthracene	15.682	278	55857	6.3879	ng	63
110) Benzo[g,h,i]perylene	16.051	276	147625	16.5180	ng	77

(#) = qualifier out of range (m) = manual integration (+) = signals summed

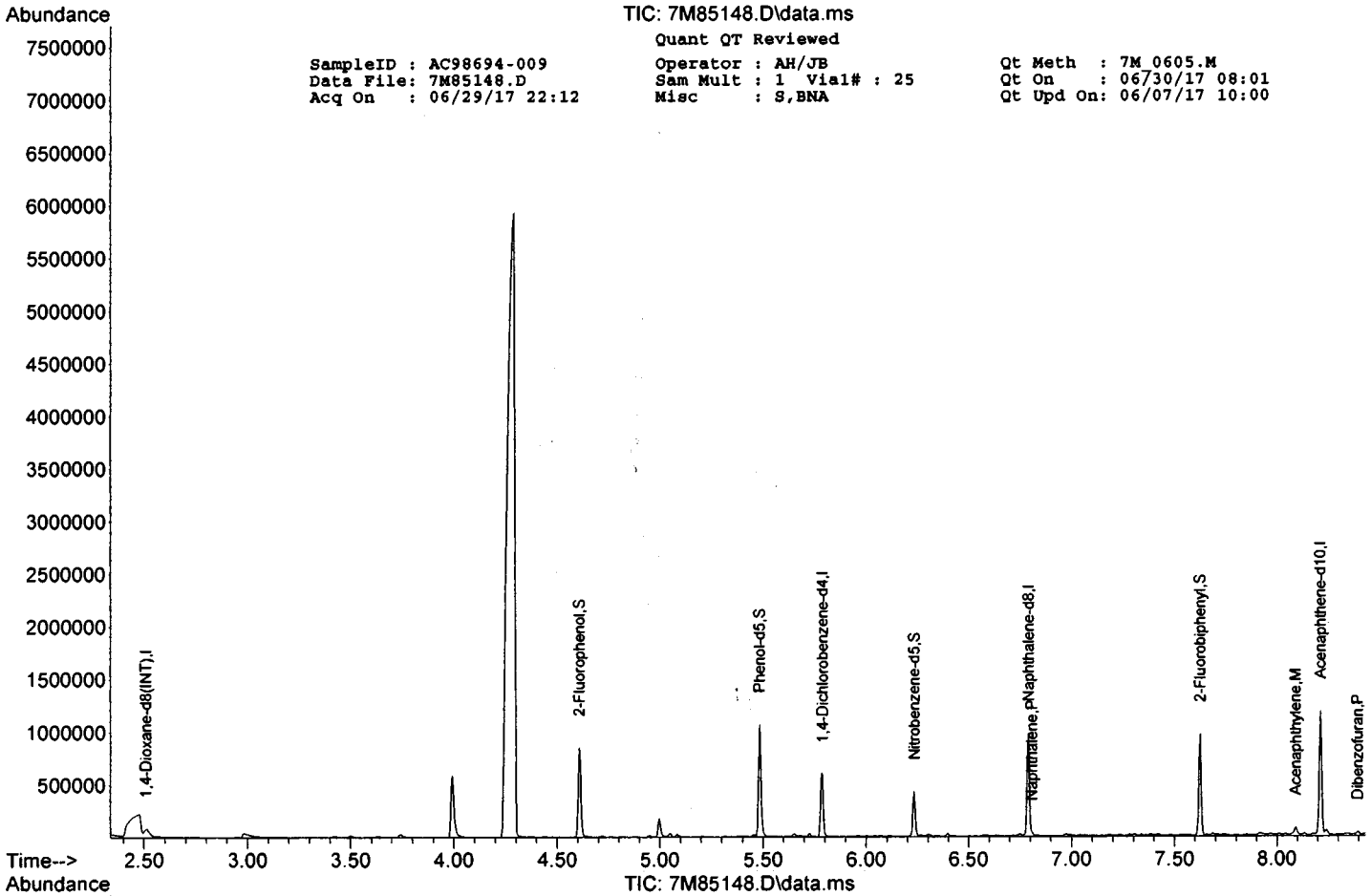
Abundance
TIC: 7M85148.D\data.ms
Quant QT Reviewed
SampleID : AC98694-009
Data File: 7M85148.D
Acq On : 06/29/17 22:12
Operator : AH/JB
Sam Mult : 1 Vial# : 25
Misc : S,BNA
Qt Meth : 7M_0605.M
Qt On : 06/30/17 08:01
Qt Upd On: 06/07/17 10:00
1,4-Dioxane-d8(INT),I
2-Fluorophenol,S
Phenol-d5,S
1,4-Dichlorobenzene-d4,I
Nitrobenzene-d5,S
Naphthalene,P
Naphthalene-d8,I
2-Fluorobiphenyl,S
Acenaphthylene,M
Acenaphthene-d10,I
Dibenzofuran,P
Time-->

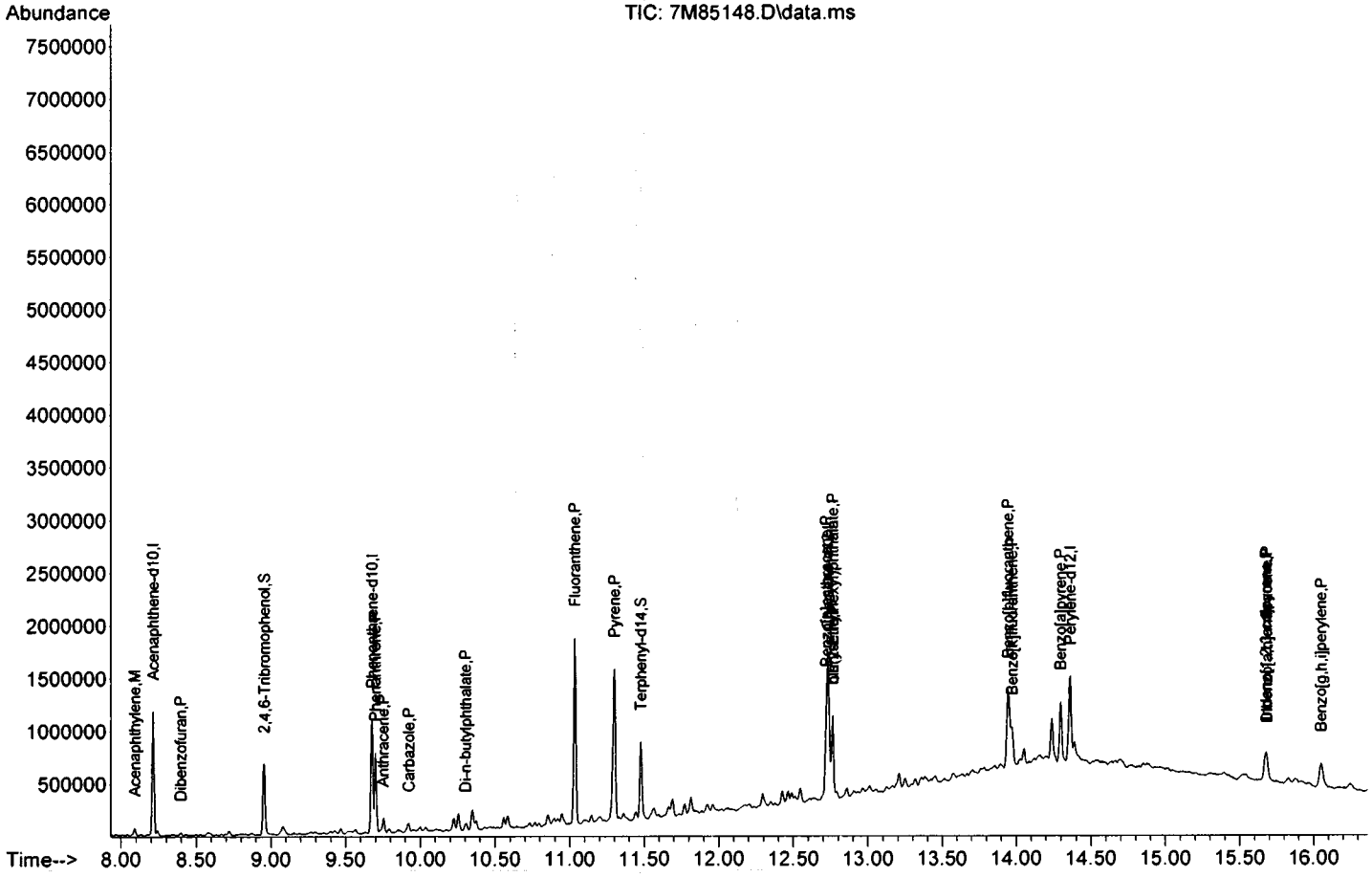
Abundance
TIC: 7M85148.D\data.ms
Acenaphthylene,M
Acenaphthene-d10,I
Dibenzofuran,P
2,4,6-Tribromophenol,S
Anthracene,P
Carbazole,P
Di-n-butylphthalate,P
Fluoranthene,P
Pyrene,P
Terphenyl-d14,S
Benzo[a]pyrene,P
Perylene-d12,I
Benzo[g,h,i]perylene,P
Time-->

Form1

ORGANICS SEMIVOLATILE REPORT

Sample Number: AC98694-010
Client Id: SB-12
Data File: 7M85149.D
Analysis Date: 06/29/17 22:35
Date Rec/Extracted: 06/27/17-06/29/17
Column: DB-5MS 30M 0.250mm ID 0.25um film

Method: EPA 8270D
Matrix: Soil
Initial Vol: 30g
Final Vol: 0.5ml
Dilution: 1
Solids: 85

Units: mg/Kg

Cas #	Compound	RL	Conc	Cas #	Compound	RL	Conc
91-57-6	2-Methylnaphthalene	0.039	U	218-01-9	Chrysene	0.039	U
83-32-9	Acenaphthene	0.039	U	53-70-3	Dibenzo[a,h]anthracene	0.039	U
208-96-8	Acenaphthylene	0.039	U	206-44-0	Fluoranthene	0.039	U
120-12-7	Anthracene	0.039	U	86-73-7	Fluorene	0.039	U
56-55-3	Benzo[a]anthracene	0.039	U	193-39-5	Indeno[1,2,3-cd]pyrene	0.039	U
50-32-8	Benzo[a]pyrene	0.039	U	91-20-3	Naphthalene	0.0098	U
205-99-2	Benzo[b]fluoranthene	0.039	U	85-01-8	Phenanthrene	0.039	U
191-24-2	Benzo[g,h,i]perylene	0.039	U	129-00-0	Pyrene	0.039	U
207-08-9	Benzo[k]fluoranthene	0.039	U				

Worksheet #: 429183

Total Target Concentration 0

ColumnID: (^) Indicates results from 2nd column

U - Indicates the compound was analyzed but not detected.
B - Indicates the analyte was found in the blank as well as in the sample.
E - Indicates the analyte concentration exceeds the calibration range of the instrument.

R - Retention Time Out
J - Indicates an estimated value when a compound is detected at less than the specified detection limit.
d - Pesticide %Diff>40% between columns due to coelution. Lower concentration used

Chlordane (Total) is sum of a-Chlordane and y-Chlordane.

Quantitation Report (QT Reviewed)

7062727 0134

SampleID : AC98694-010 Operator : AH/JB Qt Meth : 7M_0605.M
Data File: 7M85149.D Sam Mult : 1 Vial# : 26 Qt On : 06/30/17 08:01
Acq On : 06/29/17 22:35 Misc : S,BNA Qt Upd On: 06/07/17 10:00

Data Path : G:\GcMsData\2017\GCMS_7\Data\06-29-17\
Qt Path : G:\GCMSDATA\2017\GCMS_7\METHODQT\
Qt Resp Via : Initial Calibration

Compound	R.T.	QIon	Response	Conc	Units	Dev(Min)
Internal Standards						
7) 1,4-Dioxane-d8(INT)	2.508	96	32160	40.00	ng	-0.03
21) 1,4-Dichlorobenzene-d4	5.788	152	74179	40.00	ng	-0.02
31) Naphthalene-d8	6.793	136	307551	40.00	ng	-0.03
50) Acenaphthene-d10	8.214	164	202906	40.00	ng	-0.04
77) Phenanthrene-d10	9.677	188	413964	40.00	ng	-0.03
91) Chrysene-d12	12.733	240	385627	40.00	ng	-0.02
103) Perylene-d12	14.352	264	312620	40.00	ng	-0.02
System Monitoring Compounds						
11) 2-Fluorophenol	4.608	112	193658	100.26	ng	0.00
Spiked Amount 100.000			Recovery = 100.26%			
16) Phenol-d5	5.484	99	267681	106.05	ng	0.00
Spiked Amount 100.000			Recovery = 106.05%			
32) Nitrobenzene-d5	6.232	128	49186	39.28	ng	-0.02
Spiked Amount 50.000			Recovery = 78.56%			
55) 2-Fluorobiphenyl	7.626	172	258488	39.48	ng	-0.04
Spiked Amount 50.000			Recovery = 78.96%			
80) 2,4,6-Tribromophenol	8.956	330	99523	98.63	ng	-0.03
Spiked Amount 100.000			Recovery = 98.63%			
94) Terphenyl-d14	11.478	244	328455	58.43	ng	-0.03
Spiked Amount 50.000			Recovery = 116.86%			

Target Compounds Qvalue

(#) = qualifier out of range (m) = manual integration (+) = signals summed

ke

TIC: 7M85149.D\data.ms

Quant QT Reviewed

SampleID : AC98694-010
Data File: 7M85149.D
Acq On : 06/29/17 22:35

Operator : AH/JB
Sam Mult : 1 Vial# : 26
Misc : S,BNA

Qt Meth : 7M_0605.M
Qt On : 06/30/17 08:01
Qt Upd On: 06/07/17 10:00



Form1

ORGANICS SEMIVOLATILE REPORT

Sample Number: AC98694-011
Client Id: SB-13A
Data File: 7M85150.D
Analysis Date: 06/29/17 22:58
Date Rec/Extracted: 06/27/17-06/29/17
Column: DB-5MS 30M 0.250mm ID 0.25um film

Method: EPA 8270D
Matrix: Soil
Initial Vol: 30g
Final Vol: 0.5ml
Dilution: 1
Solids: 79

Units: mg/Kg

Cas #	Compound	RL	Conc	Cas #	Compound	RL	Conc
91-57-6	2-Methylnaphthalene	0.042	U	**218-01-9**	**Chrysene**	**0.042**	**0.11**
83-32-9	Acenaphthene	0.042	U	53-70-3	Dibenzo[a,h]anthracene	0.042	U
208-96-8	Acenaphthylene	0.042	U	**206-44-0**	**Fluoranthene**	**0.042**	**0.18**
120-12-7	Anthracene	0.042	U	86-73-7	Fluorene	0.042	U
56-55-3	**Benzo[a]anthracene**	**0.042**	**0.091**	**193-39-5**	**Indeno[1,2,3-cd]pyrene**	**0.042**	**0.060**
50-32-8	**Benzo[a]pyrene**	**0.042**	**0.092**	91-20-3	Naphthalene	0.011	U
205-99-2	**Benzo[b]fluoranthene**	**0.042**	**0.14**	**85-01-8**	**Phenanthrene**	**0.042**	**0.085**
191-24-2	**Benzo[g,h,i]perylene**	**0.042**	**0.068**	**129-00-0**	**Pyrene**	**0.042**	**0.18**
207-08-9	**Benzo[k]fluoranthene**	**0.042**	**0.051**				

Worksheet #: 429183 *Total Target Concentration* 1.1 ColumnID: (^) Indicates results from 2nd column

U - Indicates the compound was analyzed but not detected.
B - Indicates the analyte was found in the blank as well as in the sample.
E - Indicates the analyte concentration exceeds the calibration range of the instrument.
R - Retention Time Out
J - Indicates an estimated value when a compound is detected at less than the specified detection limit.
d - Pesticide %Diff>40% between columns due to coelution. Lower concentration usea
Chlordane (Total) is sum of a-Chlordane and y-Chlordane.

Quantitation Report (QT Reviewed)

7062727 0137

SampleID : AC98694-011 Operator : AH/JB Qt Meth : 7M_0605.M
Data File: 7M85150.D Sam Mult : 1 Vial# : 27 Qt On : 06/30/17 08:01
Acq On : 06/29/17 22:58 Misc : S,BNA Qt Upd On: 06/07/17 10:00

Data Path : G:\GcMsData\2017\GCMS_7\Data\06-29-17\
Qt Path : G:\GCMSDATA\2017\GCMS_7\METHODQT\
Qt Resp Via : Initial Calibration

Compound	R.T.	QIon	Response	Conc	Units	Dev(Min)
Internal Standards						
7) 1,4-Dioxane-d8(INT)	2.508	96	29507	40.00	ng	-0.03
21) 1,4-Dichlorobenzene-d4	5.788	152	68197	40.00	ng	-0.02
31) Naphthalene-d8	6.793	136	286924	40.00	ng	-0.03
50) Acenaphthene-d10	8.214	164	194724	40.00	ng	-0.04
77) Phenanthrene-d10	9.678	188	413471	40.00	ng	-0.03
91) Chrysene-d12	12.733	240	418510	40.00	ng	-0.02
103) Perylene-d12	14.352	264	324016	40.00	ng	-0.02
System Monitoring Compounds						
11) 2-Fluorophenol	4.602	112	169741	95.78	ng	0.00
Spiked Amount 100.000			Recovery = 95.78%			
16) Phenol-d5	5.484	99	237773	102.67	ng	0.00
Spiked Amount 100.000			Recovery = 102.67%			
32) Nitrobenzene-d5	6.232	128	43315	37.08	ng	-0.02
Spiked Amount 50.000			Recovery = 74.16%			
55) 2-Fluorobiphenyl	7.626	172	240669	38.30	ng	-0.04
Spiked Amount 50.000			Recovery = 76.60%			
80) 2,4,6-Tribromophenol	8.956	330	100108	99.33	ng	-0.03
Spiked Amount 100.000			Recovery = 99.33%			
94) Terphenyl-d14	11.478	244	347275	56.92	ng	-0.03
Spiked Amount 50.000			Recovery = 113.84%			
Target Compounds						Qvalue
86) Phenanthrene	9.699	178	43963	4.0175	ng	99
90) Fluoranthene	11.034	202	102702	8.5062	ng	90
92) Pyrene	11.296	202	104904	8.5268	ng	88
100) Benzo[a]anthracene	12.723	228	47417m	4.3083	ng	
101) Chrysene	12.760	228	50847m	5.0245	ng	
105) Benzo[b]fluoranthene	13.941	252	59207m	6.5626	ng	
106) Benzo[k]fluoranthene	13.967	252	21842m	2.4192	ng	
107) Benzo[a]pyrene	14.293	252	37342	4.3613	ng	92
108) Indeno[1,2,3-cd]pyrene	15.661	276	27376	2.8270	ng	76
110) Benzo[g,h,i]perylene	16.035	276	26866	3.2395	ng	79

(#) = qualifier out of range (m) = manual integration (+) = signals summed

16

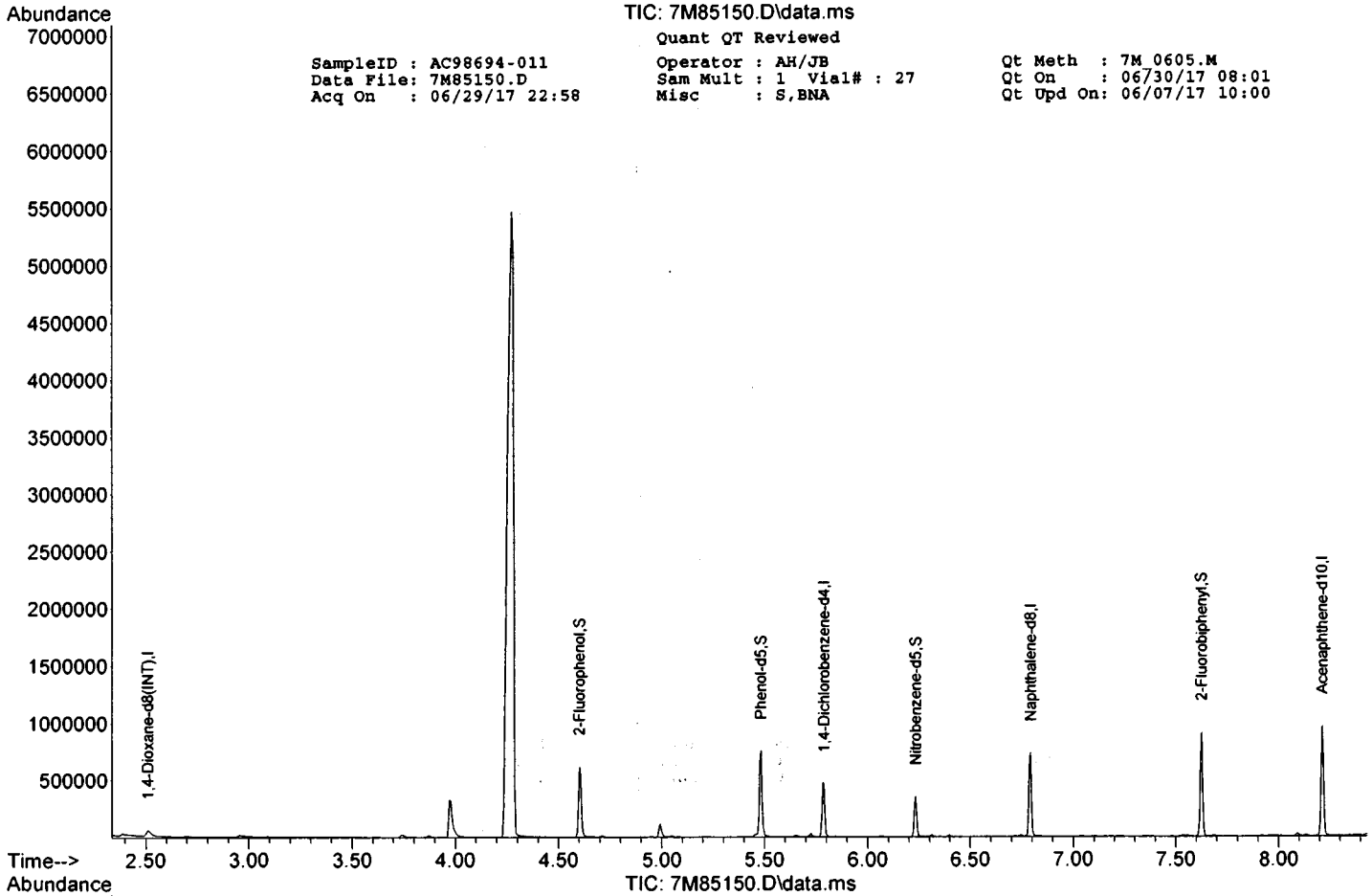
TIC: 7M85150.D\data.ms
Quant QT Reviewed
SampleID : AC98694-011
Data File: 7M85150.D
Acq On : 06/29/17 22:58
Operator : AH/JB
Sam Mult : 1 Vial# : 27
Misc : S,BNA
Qt Meth : 7M_0605.M
Qt On : 06/30/17 08:01
Qt Upd On: 06/07/17 10:00
Abundance
1,4-Dioxane-d8(INT),I
2-Fluorophenol,S
Phenol-d5,S
1,4-Dichlorobenzene-d4,I
Nitrobenzene-d5,S
Naphthalene-d8,I
2-Fluorobiphenyl,S
Acenaphthene-d10,I
Time-->

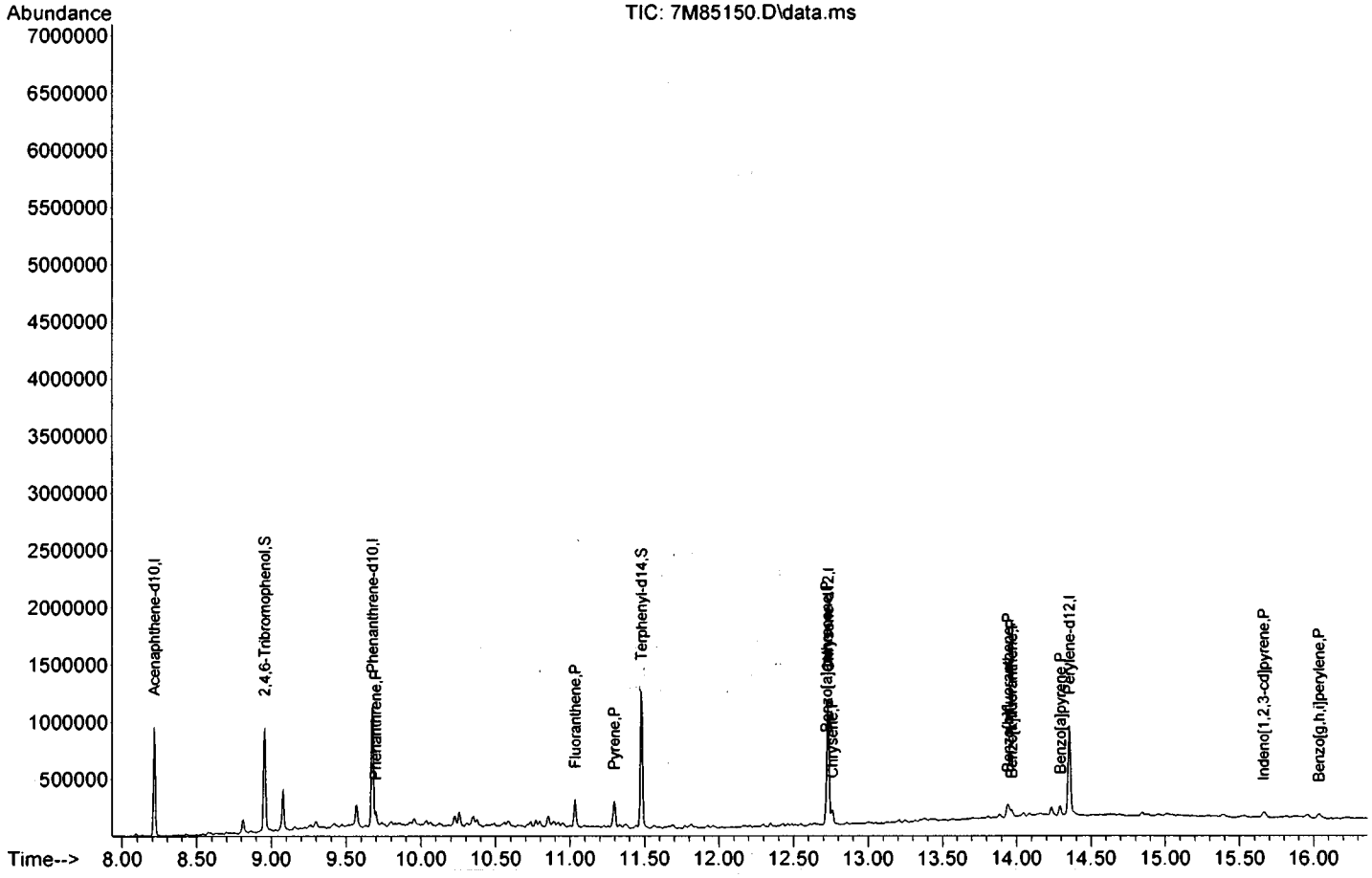
TIC: 7M85150.D\data.ms
Abundance
Acenaphthene-d10,I
2,4,6-Tribromophenol,S
Phenanthrene-d10,I
Fluoranthene,P
Pyrene,P
Terphenyl-d14,S
Benzo[a]pyrene,P
Perylene-d12,I
Indeno[1,2,3-cd]pyrene,P
Benzo[g,h,i]perylene,P
Time-->

Form1

ORGANICS SEMIVOLATILE REPORT

Sample Number: AC98694-012
Client Id: SB-13B
Data File: 7M85151.D
Analysis Date: 06/29/17 23:21
Date Rec/Extracted: 06/27/17-06/29/17
Column: DB-5MS 30M 0.250mm ID 0.25um film

Method: EPA 8270D
Matrix: Soil
Initial Vol: 30g
Final Vol: 0.5ml
Dilution: 1
Solids: 86

Units: mg/Kg

Cas #	Compound	RL	Conc	Cas #	Compound	RL	Conc
91-57-6	2-Methylnaphthalene	0.039	U	218-01-9	Chrysene	0.039	U
83-32-9	Acenaphthene	0.039	U	53-70-3	Dibenzo[a,h]anthracene	0.039	U
208-96-8	Acenaphthylene	0.039	U	206-44-0	Fluoranthene	0.039	U
120-12-7	Anthracene	0.039	U	86-73-7	Fluorene	0.039	U
56-55-3	Benzo[a]anthracene	0.039	U	193-39-5	Indeno[1,2,3-cd]pyrene	0.039	U
50-32-8	Benzo[a]pyrene	0.039	U	91-20-3	Naphthalene	0.0097	U
205-99-2	Benzo[b]fluoranthene	0.039	U	85-01-8	Phenanthrene	0.039	U
191-24-2	Benzo[g,h,i]perylene	0.039	U	129-00-0	Pyrene	0.039	U
207-08-9	Benzo[k]fluoranthene	0.039	U				

Worksheet #: 429183 *Total Target Concentration* 0 ColumnID: (^) Indicates results from 2nd column

U - Indicates the compound was analyzed but not detected.
B - Indicates the analyte was found in the blank as well as in the sample.
E - Indicates the analyte concentration exceeds the calibration range of the instrument.
R - Retention Time Out
J - Indicates an estimated value when a compound is detected at less than the specified detection limit.
d - Pesticide %Diff>40% between columns due to coelution. Lower concentration usea
Chlordane (Total) is sum of a-Chlordane and y-Chlordane.

Quantitation Report (QT Reviewed)

7062727 0140

SampleID : AC98694-012 Operator : AH/JB Qt Meth : 7M_0605.M
Data File: 7M85151.D Sam Mult : 1 Vial# : 28 Qt On : 06/30/17 08:01
Acq On : 06/29/17 23:21 Misc : S,BNA Qt Upd On: 06/07/17 10:00

Data Path : G:\GcMsData\2017\GCMS_7\Data\06-29-17\
Qt Path : G:\GCMSDATA\2017\GCMS_7\METHODQT\
Qt Resp Via : Initial Calibration

Compound	R.T.	QIon	Response	Conc Units	Dev(Min)
Internal Standards					
7) 1,4-Dioxane-d8(INT)	2.508	96	31037	40.00 ng	-0.03
21) 1,4-Dichlorobenzene-d4	5.783	152	75626	40.00 ng	-0.02
31) Naphthalene-d8	6.793	136	322701	40.00 ng	-0.03
50) Acenaphthene-d10	8.214	164	210635	40.00 ng	-0.04
77) Phenanthrene-d10	9.678	188	399213	40.00 ng	-0.03
91) Chrysene-d12	12.733	240	310229	40.00 ng	-0.02
103) Perylene-d12	14.352	264	264074	40.00 ng	-0.02
System Monitoring Compounds					
11) 2-Fluorophenol	4.602	112	201112	107.88 ng	0.00
Spiked Amount 100.000			Recovery = 107.88%		
16) Phenol-d5	5.484	99	282216	115.86 ng	0.00
Spiked Amount 100.000			Recovery = 115.86%		
32) Nitrobenzene-d5	6.232	128	49801	37.90 ng	-0.02
Spiked Amount 50.000			Recovery = 75.80%		
55) 2-Fluorobiphenyl	7.626	172	279053	41.06 ng	-0.04
Spiked Amount 50.000			Recovery = 82.12%		
80) 2,4,6-Tribromophenol	8.956	330	84024	86.35 ng	-0.03
Spiked Amount 100.000			Recovery = 86.35%		
94) Terphenyl-d14	11.478	244	268347	59.34 ng	-0.03
Spiked Amount 50.000			Recovery = 118.68%		

Target Compounds Qvalue

(#) = qualifier out of range (m) = manual integration (+) = signals summed


Abundance
TIC: 7M85151.D\data.ms
Quant QT Reviewed
SampleID : AC98694-012
Data File: 7M85151.D
Acq On : 06/29/17 23:21
Operator : AH/JB
Sam Mult : 1 Vial# : 28
Misc : S,BNA
Qt Meth : 7M_0605.M
Qt On : 06/30/17 08:01
Qt Upd On: 06/07/17 10:00
1,4-Dioxane-d8(INT),I
2-Fluorophenol,S
Phenol-d5,S
1,4-Dichlorobenzene-d4,I
Nitrobenzene-d5,S
Naphthalene-d8,I
2-Fluorobiphenyl,S
Acenaphthene-d10,I
2,4,6-Tribromophenol,S
Phenanthrene-d10,I
Terphenyl-d14,S
Chrysene-d12,I
Perylene-d12,I
Time-->

Form1

ORGANICS SEMIVOLATILE REPORT

Sample Number: SMB60311
Client Id:
Data File: 7M85157.D
Analysis Date: 06/30/17 10:32
Date Rec/Extracted: NA-06/29/17
Column: DB-5MS 30M 0.250mm ID 0.25um film

Method: EPA 8270D
Matrix: Soil
Initial Vol: 30g
Final Vol: 0.5ml
Dilution: 1
Solids: 100

Units: mg/Kg

Cas #	Compound	RL	Conc	Cas #	Compound	RL	Conc
92-52-4	1,1'-Biphenyl	0.033	U	205-99-2	Benzo[b]fluoranthene	0.033	U
95-94-3	1,2,4,5-Tetrachlorobenzene	0.033	U	191-24-2	Benzo[g,h,i]perylene	0.033	U
58-90-2	2,3,4,6-Tetrachlorophenol	0.033	U	207-08-9	Benzo[k]fluoranthene	0.033	U
95-95-4	2,4,5-Trichlorophenol	0.033	U	111-91-1	bis(2-Chloroethoxy)methan	0.033	U
88-06-2	2,4,6-Trichlorophenol	0.033	U	111-44-4	bis(2-Chloroethyl)ether	0.0083	U
120-83-2	2,4-Dichlorophenol	0.0083	U	108-60-1	bis(2-chloroisopropyl)ether	0.033	U
105-67-9	2,4-Dimethylphenol	0.0083	U	117-81-7	bis(2-Ethylhexyl)phthalate	0.033	U
51-28-5	2,4-Dinitrophenol	0.17	U	85-68-7	Butylbenzylphthalate	0.033	U
121-14-2	2,4-Dinitrotoluene	0.033	U	105-60-2	Caprolactam	0.033	U
606-20-2	2,6-Dinitrotoluene	0.033	U	86-74-8	Carbazole	0.033	U
91-58-7	2-Chloronaphthalene	0.033	U	218-01-9	Chrysene	0.033	U
95-57-8	2-Chlorophenol	0.033	U	53-70-3	Dibenzo[a,h]anthracene	0.033	U
91-57-6	2-Methylnaphthalene	0.033	U	132-64-9	Dibenzofuran	0.0083	U
95-48-7	2-Methylphenol	0.0083	U	84-66-2	Diethylphthalate	0.033	U
88-74-4	2-Nitroaniline	0.033	U	131-11-3	Dimethylphthalate	0.033	U
88-75-5	2-Nitrophenol	0.033	U	84-74-2	Di-n-butylphthalate	0.0083	U
106-44-5	3&4-Methylphenol	0.0083	U	117-84-0	Di-n-octylphthalate	0.033	U
91-94-1	3,3'-Dichlorobenzidine	0.033	U	206-44-0	Fluoranthene	0.033	U
99-09-2	3-Nitroaniline	0.033	U	86-73-7	Fluorene	0.033	U
534-52-1	4,6-Dinitro-2-methylphenol	0.17	U	118-74-1	Hexachlorobenzene	0.033	U
101-55-3	4-Bromophenyl-phenylether	0.033	U	87-68-3	Hexachlorobutadiene	0.033	U
59-50-7	4-Chloro-3-methylphenol	0.033	U	77-47-4	Hexachlorocyclopentadiene	0.079	U
106-47-8	4-Chloroaniline	0.0083	U	67-72-1	Hexachloroethane	0.033	U
7005-72-3	4-Chlorophenyl-phenylether	0.033	U	193-39-5	Indeno[1,2,3-cd]pyrene	0.033	U
100-01-6	4-Nitroaniline	0.033	U	78-59-1	Isophorone	0.033	U
100-02-7	4-Nitrophenol	0.033	U	91-20-3	Naphthalene	0.0083	U
83-32-9	Acenaphthene	0.033	U	98-95-3	Nitrobenzene	0.033	U
208-96-8	Acenaphthylene	0.033	U	621-64-7	N-Nitroso-di-n-propylamine	0.0083	U
98-86-2	Acetophenone	0.033	U	86-30-6	n-Nitrosodiphenylamine	0.033	U
120-12-7	Anthracene	0.033	U	87-86-5	Pentachlorophenol	0.17	U
1912-24-9	Atrazine	0.033	U	85-01-8	Phenanthrene	0.033	U
100-52-7	Benzaldehyde	0.033	U	108-95-2	Phenol	0.033	U
56-55-3	Benzo[a]anthracene	0.033	U	129-00-0	Pyrene	0.033	U
50-32-8	Benzo[a]pyrene	0.033	U				

Worksheet #: 429147 *Total Target Concentration* 0 ColumnID: (^) Indicates results from 2nd column

U - Indicates the compound was analyzed but not detected.
B - Indicates the analyte was found in the blank as well as in the sample.
E - Indicates the analyte concentration exceeds the calibration range of the instrument.
R - Retention Time Out
J - Indicates an estimated value when a compound is detected at less than the specified detection limit.
d - Pesticide %Diff>40% between columns due to coelution. Lower concentration usea
N-Nitrosodiphenylamine decomposes in the GC inlet and is detected as diphenylamine
Chlordane (Total) is sum of a-Chlordane and y-Chlordane.

Quantitation Report (QT Reviewed)

7062727 0143

SampleID : SMB60311 Operator : AH/JB Qt Meth : 7M_0605.M
Data File: 7M85157.D Sam Mult : 1 Vial# : 4 Qt On : 06/30/17 10:48
Acq On : 06/30/17 10:32 Misc : S,BNA Qt Upd On: 06/07/17 10:00

Data Path : G:\GcMsData\2017\GCMS_7\Data\06-30-17\
Qt Path : G:\GCMSDATA\2017\GCMS_7\METHODQT\
Qt Resp Via : Initial Calibration

Compound	R.T.	QIon	Response	Conc Units	Dev(Min)
Internal Standards					
7) 1,4-Dioxane-d8(INT)	2.497	96	37688	40.00 ng	-0.04
21) 1,4-Dichlorobenzene-d4	5.778	152	77673	40.00 ng	-0.03
31) Naphthalene-d8	6.787	136	297582	40.00 ng	-0.03
50) Acenaphthene-d10	8.219	164	176957	40.00 ng	-0.04
77) Phenanthrene-d10	9.672	188	314451	40.00 ng	-0.04
91) Chrysene-d12	12.728	240	292739	40.00 ng	-0.02
103) Perylene-d12	14.405	264	226502	40.00 ng	0.03
System Monitoring Compounds					
11) 2-Fluorophenol	4.592	112	193457	85.46 ng	-0.02
Spiked Amount 100.000			Recovery = 85.46%		
16) Phenol-d5	5.468	99	268329	90.71 ng	-0.02
Spiked Amount 100.000			Recovery = 90.71%		
32) Nitrobenzene-d5	6.221	128	49546	40.89 ng	-0.03
Spiked Amount 50.000			Recovery = 81.78%		
55) 2-Fluorobiphenyl	7.626	172	249905	43.77 ng	-0.04
Spiked Amount 50.000			Recovery = 87.54%		
80) 2,4,6-Tribromophenol	8.956	330	59773	77.98 ng	-0.03
Spiked Amount 100.000			Recovery = 77.98%		
94) Terphenyl-d14	11.472	244	228593	53.57 ng	-0.03
Spiked Amount 50.000			Recovery = 107.14%		

Target Compounds Qvalue

(#) = qualifier out of range (m) = manual integration (+) = signals summed

Ke

TIC: 7M85157.D\data.ms

Quant QT Reviewed

SampleID : SMB60311
Data File: 7M85157.D
Acq On : 06/30/17 10:32

Operator : AH/JB
Sam Mult : 1 Vial# : 4
Misc : S,BNA

Qt Meth : 7M_0605.M
Qt On : 06/30/17 10:48
Qt Upd On: 06/07/17 10:00



Form1

ORGANICS SEMIVOLATILE REPORT

Sample Number: SMB60311
Client Id:
Data File: 7M85157.D
Analysis Date: 06/30/17 10:32
Date Rec/Extracted: NA-06/29/17
Column: DB-5MS 30M 0.250mm ID 0.25um film

Method: EPA 8270D
Matrix: Soil
Initial Vol: 30g
Final Vol: 0.5ml
Dilution: 1
Solids: 100

Units: mg/Kg

Cas #	Compound	RL	Conc	Cas #	Compound	RL	Conc
91-57-6	2-Methylnaphthalene	0.033	U	218-01-9	Chrysene	0.033	U
83-32-9	Acenaphthene	0.033	U	53-70-3	Dibenzo[a,h]anthracene	0.033	U
208-96-8	Acenaphthylene	0.033	U	206-44-0	Fluoranthene	0.033	U
120-12-7	Anthracene	0.033	U	86-73-7	Fluorene	0.033	U
56-55-3	Benzo[a]anthracene	0.033	U	193-39-5	Indeno[1,2,3-cd]pyrene	0.033	U
50-32-8	Benzo[a]pyrene	0.033	U	91-20-3	Naphthalene	0.0083	U
205-99-2	Benzo[b]fluoranthene	0.033	U	85-01-8	Phenanthrene	0.033	U
191-24-2	Benzo[g,h,i]perylene	0.033	U	129-00-0	Pyrene	0.033	U
207-08-9	Benzo[k]fluoranthene	0.033	U				

Worksheet #: 429183

Total Target Concentration 0

ColumnID: (^) Indicates results from 2nd column

U - Indicates the compound was analyzed but not detected.
B - Indicates the analyte was found in the blank as well as in the sample.
E - Indicates the analyte concentration exceeds the calibration range of the instrument.

R - Retention Time Out
J - Indicates an estimated value when a compound is detected at less than the specified detection limit.
d - Pesticide %Diff>40% between columns due to coelution. Lower concentration used
Chlordane (Total) is sum of a-Chlordane and y-Chlordane.

Quantitation Report (QT Reviewed)

7062727 0146

SampleID : SMB60311 Operator : AH/JB Qt Meth : 7M_0605.M
Data File: 7M85157.D Sam Mult : 1 Vial# : 4 Qt On : 06/30/17 10:48
Acq On : 06/30/17 10:32 Misc : S,BNA Qt Upd On: 06/07/17 10:00

Data Path : G:\GcMsData\2017\GCMS_7\Data\06-30-17\
Qt Path : G:\GCMSDATA\2017\GCMS_7\METHODQT\
Qt Resp Via : Initial Calibration

Compound	R.T.	QIon	Response	Conc Units	Dev(Min)
Internal Standards					
7) 1,4-Dioxane-d8(INT)	2.497	96	37688	40.00 ng	-0.04
21) 1,4-Dichlorobenzene-d4	5.778	152	77673	40.00 ng	-0.03
31) Naphthalene-d8	6.787	136	297582	40.00 ng	-0.03
50) Acenaphthene-d10	8.219	164	176957	40.00 ng	-0.04
77) Phenanthrene-d10	9.672	188	314451	40.00 ng	-0.04
91) Chrysene-d12	12.728	240	292739	40.00 ng	-0.02
103) Perylene-d12	14.405	264	226502	40.00 ng	0.03
System Monitoring Compounds					
11) 2-Fluorophenol	4.592	112	193457	85.46 ng	-0.02
Spiked Amount 100.000			Recovery = 85.46%		
16) Phenol-d5	5.468	99	268329	90.71 ng	-0.02
Spiked Amount 100.000			Recovery = 90.71%		
32) Nitrobenzene-d5	6.221	128	49546	40.89 ng	-0.03
Spiked Amount 50.000			Recovery = 81.78%		
55) 2-Fluorobiphenyl	7.626	172	249905	43.77 ng	-0.04
Spiked Amount 50.000			Recovery = 87.54%		
80) 2,4,6-Tribromophenol	8.956	330	59773	77.98 ng	-0.03
Spiked Amount 100.000			Recovery = 77.98%		
94) Terphenyl-d14	11.472	244	228593	53.57 ng	-0.03
Spiked Amount 50.000			Recovery = 107.14%		

Target Compounds Qvalue

(#) = qualifier out of range (m) = manual integration (+) = signals summed

k

TIC: 7M85157.D\data.ms

Quant QT Reviewed

SampleID : SMB60311
Data File: 7M85157.D
Acq On : 06/30/17 10:32

Operator : AH/JB
Sam Mult : 1 Vial# : 4
Misc : S,BNA

Qt Meth : 7M_0605.M
Qt On : 06/30/17 10:48
Qt Upd On: 06/07/17 10:00



FORM2

Surrogate Recovery

Method: EPA 8270D

Dfile	Sample#	Matrix	Date/Time	Surr Dil	Dilute Out Flag	Column1 S1 Recov	Column1 S2 Recov	Column1 S3 Recov	Column1 S4 Recov	Column1 S5 Recov	Column1 S6 Recov
7M85157.D	SMB60311	S	06/30/17 10:32	1		85	91	82	88	78	107
7M85148.D	AC98694-009	S	06/29/17 22:12	1		90	97	68	67	73	68
10M63792.D	SMB60311(MS)	S	06/29/17 14:09	1		83	79	77	86	89	104
10M63799.D	AC98694-001(MS)	S	06/29/17 16:47	1		73	70	72	82	79	103
10M63800.D	AC98694-001(MSD)	S	06/29/17 17:10	1		68	65	63	70	72	96
7M85156.D	AC98694-001	S	06/30/17 10:09	1		66	82	72	59	93	19*

Flags: SD=Surrogate diluted out
*=Surrogate out

Method: EPA 8270D

Soil Laboratory Limits

Compound	Spike Amt	Limits
S1=2-Fluorophenol	100	43-128
S2=Phenol-d5	100	49-129
S3=Nitrobenzene-d5	50	52-129
S4=2-Fluorobiphenyl	50	58-125
S5=2,4,6-Tribromophenol	100	54-145
S6=Terphenyl-d14	50	58-148

FORM2

Surrogate Recovery

Method: EPA 8270D

Dfile	Sample#	Matrix	Date/Time	Surr Dil	Dilute Out Flag	Column1 S1 Recov	Column1 S2 Recov	Column1 S3 Recov	Column1 S4 Recov	Column1 S5 Recov	Column1 S6 Recov
7M85157.D	SMB60311	S	06/30/17 10:32	1		NA	NA	82	88	NA	107
7M85156.D	AC98694-001	S	06/30/17 10:09	1		NA	NA	72	59	NA	19*
7M85162.D	AC98694-001	S	06/30/17 12:28	1		NA	NA	71	60	NA	21*
7M85141.D	AC98694-002	S	06/29/17 19:29	1		NA	NA	73	78	NA	115
7M85142.D	AC98694-003	S	06/29/17 19:52	1		NA	NA	72	75	NA	120
7M85143.D	AC98694-004	S	06/29/17 20:16	1		NA	NA	74	78	NA	109
7M85144.D	AC98694-005	S	06/29/17 20:39	1		NA	NA	74	76	NA	114
7M85145.D	AC98694-006	S	06/29/17 21:02	1		NA	NA	77	80	NA	128
7M85146.D	AC98694-007	S	06/29/17 21:25	1		NA	NA	58	60	NA	80
7M85147.D	AC98694-008	S	06/29/17 21:49	1		NA	NA	81	86	NA	123
7M85149.D	AC98694-010	S	06/29/17 22:35	1		NA	NA	79	79	NA	117
7M85150.D	AC98694-011	S	06/29/17 22:58	1		NA	NA	74	77	NA	114
7M85151.D	AC98694-012	S	06/29/17 23:21	1		NA	NA	76	82	NA	119
10M63792.D	SMB60311(MS)	S	06/29/17 14:09	1		NA	NA	77	86	NA	104
10M63799.D	AC98694-001(MS)	S	06/29/17 16:47	1		NA	NA	72	82	NA	103
10M63800.D	AC98694-001(MSD)	S	06/29/17 17:10	1		NA	NA	63	70	NA	96

Flags: SD=Surrogate diluted out
*=Surrogate out

Method: EPA 8270D

Soil Laboratory Limits

Compound	Spike Amt	Limits
S1=2-Fluorophenol	100	43-128
S2=Phenol-d5	100	49-129
S3=Nitrobenzene-d5	50	52-129
S4=2-Fluorobiphenyl	50	58-125
S5=2,4,6-Tribromophenol	100	54-145
S6=Terphenyl-d14	50	58-148

Form3
Recovery Data Laboratory Limits
QC Batch: SMB60311

Data File	Sample ID:	Analysis Date
Spike or Dup: 10M63792.D	SMB60311(MS)	6/29/2017 2:09:00 PM
Non Spike(If applicable):		
Inst Blank(If applicable):		

Method: 8270D Matrix: Soil QC Type: MBS

Analyte:	Col	Spike Conc	Sample Conc	Expected Conc	Recovery	Lower Limit	Upper Limit
Pyridine	1	16.8492	0	50	34	1	150
N-Nitrosodimethylamine	1	26.5577	0	50	53	50	130
Benzaldehyde	1	56.4969	0	50	113	20	150
Aniline	1	18.1166	0	50	36	20	150
Pentachloroethane	1	28.3974	0	50	57	50	130
bis(2-Chloroethyl)ether	1	25.7673	0	50	52	50	130
Phenol	1	60.6591	0	100	61	20	150
2-Chlorophenol	1	70.4212	0	100	70	50	130
N-Decane	1	20.0153	0	50	40	20	130
1,3-Dichlorobenzene	1	33.1786	0	50	66	60	130
1,4-Dichlorobenzene	1	31.6901	0	50	63	60	130
1,2-Dichlorobenzene	1	31.9009	0	50	64	50	130
Benzyl alcohol	1	31.7343	0	50	63	20	130
bis(2-chloroisopropyl)ether	1	26.3314	0	50	53	40	130
2-Methylphenol	1	60.4559	0	100	60	50	130
Acetophenone	1	33.6099	0	50	67	50	130
Hexachloroethane	1	31.0536	0	50	62	50	130
N-Nitroso-di-n-propylamine	1	24.4057	0	50	49	40	130
3&4-Methylphenol	1	61.4024	0	100	61*	70	130
Nitrobenzene	1	30.5461	0	50	61*	70	130
Isophorone	1	29.9293	0	50	60	60	130
2-Nitrophenol	1	69.4476	0	100	69*	70	130
2,4-Dimethylphenol	1	61.6911	0	100	62	50	130
Benzoic Acid	1	31.5379	0	100	32	20	130
bis(2-Chloroethoxy)methane	1	32.1784	0	50	64	60	130
2,4-Dichlorophenol	1	71.0158	0	100	71	70	130
1,2,4-Trichlorobenzene	1	34.4727	0	50	69	50	130
Naphthalene	1	31.7299	0	50	63	50	130
4-Chloroaniline	1	18.2429	0	50	36	10	150
Hexachlorobutadiene	1	37.1325	0	50	74	60	130
Caprolactam	1	29.6537	0	50	59	50	130
4-Chloro-3-methylphenol	1	65.9419	0	100	66	50	130
2-Methylnaphthalene	1	35.0612	0	50	70	70	130
1-Methylnaphthalene	1	34.4333	0	50	69*	70	130
1,1'-Biphenyl	1	34.3744	0	50	69	60	130
1,2,4,5-Tetrachlorobenzene	1	40.0678	0	50	80	70	130
Hexachlorocyclopentadiene	1	20.3741	0	50	41	20	160
2,4,6-Trichlorophenol	1	72.763	0	100	73	70	130
2,4,5-Trichlorophenol	1	77.3016	0	100	77	70	130
2-Chloronaphthalene	1	36.0342	0	50	72	70	130
1,4-Dimethylnaphthalene	1	35.6973	0	50	71	70	130
Diphenyl Ether	1	38.505	0	50	77	70	130
2-Nitroaniline	1	33.0895	0	50	66	50	130
Coumarin	1	29.9429	0	50	60*	70	130
Acenaphthylene	1	36.999	0	50	74	70	130
Dimethylphthalate	1	36.6363	0	50	73	70	130
2,6-Dinitrotoluene	1	37.9663	0	50	76	70	130
Acenaphthene	1	37.3394	0	50	75	50	130
3-Nitroaniline	1	26.7003	0	50	53	10	130
2,4-Dinitrophenol	1	30.0803	0	100	30	20	150
Dibenzofuran	1	36.2966	0	50	73	70	130
2,4-Dinitrotoluene	1	33.5369	0	50	67	40	130
4-Nitrophenol	1	49.8824	0	100	50	20	150
2,3,4,6-Tetrachlorophenol	1	63.1495	0	100	63*	70	130
Fluorene	1	37.7765	0	50	76	50	130
4-Chlorophenyl-phenylether	1	37.0527	0	50	74	70	130
Diethylphthalate	1	37.506	0	50	75	70	130
4-Nitroaniline	1	34.4201	0	50	69	50	130
Atrazine	1	41.6676	0	50	83	50	130
4,6-Dinitro-2-methylphenol	1	49.7796	0	100	50*	70	130
n-Nitrosodiphenylamine	1	31.9366	0	50	64	50	130

* - Indicates outside of limits # - Indicates outside of standard limits but within method exceedance limits

Form3

Recovery Data Laboratory Limits

QC Batch: SMB60311

1,2-Diphenylhydrazine	1	29.7709	0	50	60*	70	130
4-Bromophenyl-phenylether	1	38.769	0	50	78	70	130
Hexachlorobenzene	1	38.3274	0	50	77	70	130
N-Octadecane	1	28.3948	0	50	57*	70	130
Pentachlorophenol	1	53.9981	0	100	54	40	130
Phenanthrene	1	37.4233	0	50	75	70	130
Anthracene	1	36.0977	0	50	72	70	130
Carbazole	1	36.6733	0	50	73	70	130
Di-n-butylphthalate	1	37.3116	0	50	75	70	130
Fluoranthene	1	36.2261	0	50	72	70	130
Pyrene	1	40.175	0	50	80	50	130
Benzidine	1	0	0	50	0*	1	130
Butylbenzylphthalate	1	36.2018	0	50	72	50	130
3,3'-Dichlorobenzidine	1	20.8283	0	50	42	10	130
Benzo[a]anthracene	1	38.282	0	50	77	70	130
Chrysene	1	40.1051	0	50	80	60	130
bis(2-Ethylhexyl)phthalate	1	36.9342	0	50	74	70	130
Di-n-octylphthalate	1	35.6661	0	50	71	70	130
Benzo[b]fluoranthene	1	38.0281	0	50	76	70	130
Benzo[k]fluoranthene	1	36.7418	0	50	73	70	130
Benzo[a]pyrene	1	35.6253	0	50	71	70	130
Indeno[1,2,3-cd]pyrene	1	39.8447	0	50	80	70	130
Dibenzo[a,h]anthracene	1	37.9377	0	50	76	60	130
Benzo[g,h,i]perylene	1	37.4869	0	50	75	70	130

* - Indicates outside of limits # - Indicates outside of standard limits but within method exceedance limits

Form3
Recovery Data Laboratory Limits
QC Batch: SMB60311

	Data File	Sample ID:	Analysis Date
Spike or Dup:	10M63792.D	SMB60311(MS)	6/29/2017 2:09:00 PM
Non Spike(If applicable):			
Inst Blank(If applicable):			

Method: 8270D Matrix: Soil QC Type: MBS

Analyte:	Col	Spike Conc	Sample Conc	Expected Conc	Recovery	Lower Limit	Upper Limit
Pyridine	1	16.8492	0	50	34	1	150
N-Nitrosodimethylamine	1	26.5577	0	50	53	50	130
Benzaldehyde	1	56.4969	0	50	113	20	150
Aniline	1	18.1166	0	50	36	20	150
Pentachloroethane	1	28.3974	0	50	57	50	130
bis(2-Chloroethyl)ether	1	25.7673	0	50	52	50	130
N-Decane	1	20.0153	0	50	40	20	130
1,3-Dichlorobenzene	1	33.1786	0	50	66	60	130
1,4-Dichlorobenzene	1	31.6901	0	50	63	60	130
1,2-Dichlorobenzene	1	31.9009	0	50	64	50	130
Benzyl alcohol	1	31.7343	0	50	63	20	130
bis(2-chloroisopropyl)ether	1	26.3314	0	50	53	40	130
Acetophenone	1	33.6099	0	50	67	50	130
Hexachloroethane	1	31.0536	0	50	62	50	130
N-Nitroso-di-n-propylamine	1	24.4057	0	50	49	40	130
Nitrobenzene	1	30.5461	0	50	61*	70	130
Isophorone	1	29.9293	0	50	60	60	130
Benzoic Acid	1	31.5379	0	100	32	20	130
bis(2-Chloroethoxy)methane	1	32.1784	0	50	64	60	130
1,2,4-Trichlorobenzene	1	34.4727	0	50	69	50	130
Naphthalene	1	31.7299	0	50	63	50	130
4-Chloroaniline	1	18.2429	0	50	36	10	150
Hexachlorobutadiene	1	37.1325	0	50	74	60	130
Caprolactam	1	29.6537	0	50	59	50	130
2-Methylnaphthalene	1	35.0612	0	50	70	70	130
1-Methylnaphthalene	1	34.4333	0	50	69*	70	130
1,1'-Biphenyl	1	34.3744	0	50	69	60	130
1,2,4,5-Tetrachlorobenzene	1	40.0678	0	50	80	70	130
Hexachlorocyclopentadiene	1	20.3741	0	50	41	20	160
2-Chloronaphthalene	1	36.0342	0	50	72	70	130
1,4-Dimethylnaphthalene	1	35.6973	0	50	71	70	130
Diphenyl Ether	1	38.505	0	50	77	70	130
2-Nitroaniline	1	33.0895	0	50	66	50	130
Coumarin	1	29.9429	0	50	60*	70	130
Acenaphthylene	1	36.999	0	50	74	70	130
Dimethylphthalate	1	36.6363	0	50	73	70	130
2,6-Dinitrotoluene	1	37.9663	0	50	76	70	130
Acenaphthene	1	37.3394	0	50	75	50	130
3-Nitroaniline	1	26.7003	0	50	53	10	130
Dibenzofuran	1	36.2966	0	50	73	70	130
2,4-Dinitrotoluene	1	33.5369	0	50	67	40	130
Fluorene	1	37.7765	0	50	76	50	130
4-Chlorophenyl-phenylether	1	37.0527	0	50	74	70	130
Diethylphthalate	1	37.506	0	50	75	70	130
4-Nitroaniline	1	34.4201	0	50	69	50	130
Atrazine	1	41.6676	0	50	83	50	130
n-Nitrosodiphenylamine	1	31.9366	0	50	64	50	130
1,2-Diphenylhydrazine	1	29.7709	0	50	60*	70	130
4-Bromophenyl-phenylether	1	38.769	0	50	78	70	130
Hexachlorobenzene	1	38.3274	0	50	77	70	130
N-Octadecane	1	28.3948	0	50	57*	70	130
Phenanthrene	1	37.4233	0	50	75	70	130
Anthracene	1	36.0977	0	50	72	70	130
Carbazole	1	36.6733	0	50	73	70	130
Di-n-butylphthalate	1	37.3116	0	50	75	70	130
Fluoranthene	1	36.2261	0	50	72	70	130
Pyrene	1	40.175	0	50	80	50	130
Benzidine	1	0	0	50	0*	1	130
Butylbenzylphthalate	1	36.2018	0	50	72	50	130
3,3'-Dichlorobenzidine	1	20.8283	0	50	42	10	130
Benzo[a]anthracene	1	38.282	0	50	77	70	130

* - Indicates outside of limits # - Indicates outside of standard limits but within method exceedance limits

Form3
Recovery Data Laboratory Limits
QC Batch: SMB60311

Chrysene	1	40.1051	0	50	80	60	130
bis(2-Ethylhexyl)phthalate	1	36.9342	0	50	74	70	130
Di-n-octylphthalate	1	35.6661	0	50	71	70	130
Benzo[b]fluoranthene	1	38.0281	0	50	76	70	130
Benzo[k]fluoranthene	1	36.7418	0	50	73	70	130
Benzo[a]pyrene	1	35.6253	0	50	71	70	130
Indeno[1,2,3-cd]pyrene	1	39.8447	0	50	80	70	130
Dibenzo[a,h]anthracene	1	37.9377	0	50	76	60	130
Benzo[g,h,i]perylene	1	37.4869	0	50	75	70	130

* - Indicates outside of limits # - Indicates outside of standard limits but within method exceedance limits

Form3
Recovery Data Laboratory Limits
QC Batch: SMB60311

	Data File	Sample ID:	Analysis Date
Spike or Dup:	10M63799.D	AC98694-001(MS)	6/29/2017 4:47:00 PM
Non Spike(If applicable):	7M85156.D	AC98694-001	6/30/2017 10:09:00 AM
Inst Blank(If applicable):			

Method: 8270D Matrix: Soil QC Type: MS

Analyte:	Col	Spike Conc	Sample Conc	Expected Conc	Recovery	Lower Limit	Upper Limit
Pyridine	1	20.0085	0	50	40	1	150
N-Nitrosodimethylamine	1	25.9844	0	50	52	50	130
Benzaldehyde	1	53.0563	0	50	106	20	150
Aniline	1	27.1897	0	50	54	20	150
Pentachloroethane	1	27.9277	0	50	56	50	130
bis(2-Chloroethyl)ether	1	25.2103	0	50	50	50	130
N-Decane	1	21.5563	0	50	43	20	130
1,3-Dichlorobenzene	1	31.0855	0	50	62	60	130
1,4-Dichlorobenzene	1	30.4442	0	50	61	60	130
1,2-Dichlorobenzene	1	30.5332	0	50	61	50	130
Benzyl alcohol	1	29.1037	0	50	58	20	130
bis(2-chloroisopropyl)ether	1	25.2653	0	50	51	40	130
Acetophenone	1	32.1937	0	50	64	50	130
Hexachloroethane	1	29.7296	0	50	59	50	130
N-Nitroso-di-n-propylamine	1	22.5575	11.222	50	23*	40	130
Nitrobenzene	1	28.7379	0	50	57*	70	130
Isophorone	1	28.3608	20.7567	50	15*	60	130
Benzoic Acid	1	27.4262	0	100	27	20	130
bis(2-Chloroethoxy)methane	1	30.8759	0	50	62	60	130
1,2,4-Trichlorobenzene	1	32.5307	0	50	65	50	130
Naphthalene	1	29.7109	0	50	59	50	130
4-Chloroaniline	1	28.8509	0	50	58	10	150
Hexachlorobutadiene	1	35.9877	0	50	72	60	130
Caprolactam	1	27.0694	0	50	54	50	130
2-Methylnaphthalene	1	32.895	0	50	66*	70	130
1-Methylnaphthalene	1	32.8247	0	50	66*	70	130
1,1'-Biphenyl	1	32.9548	0	50	66	60	130
1,2,4,5-Tetrachlorobenzene	1	39.7096	0	50	79	70	130
Hexachlorocyclopentadiene	1	16.5875	0	50	33	20	160
2-Chloronaphthalene	1	34.7531	0	50	70	70	130
1,4-Dimethylnaphthalene	1	34.0577	0	50	68*	70	130
Diphenyl Ether	1	37.6163	0	50	75	70	130
2-Nitroaniline	1	32.14	0	50	64	50	130
Coumarin	1	28.5565	0	50	57*	70	130
Acenaphthylene	1	34.8475	0	50	70	70	130
Dimethylphthalate	1	34.1973	0	50	68*	70	130
2,6-Dinitrotoluene	1	34.4878	0	50	69*	70	130
Acenaphthene	1	34.992	0	50	70	50	130
3-Nitroaniline	1	32.1325	0	50	64	10	130
Dibenzofuran	1	33.9979	0	50	68*	70	130
2,4-Dinitrotoluene	1	30.7197	13.8374	50	34*	40	130
Fluorene	1	34.5473	0	50	69	50	130
4-Chlorophenyl-phenylether	1	33.8284	0	50	68*	70	130
Diethylphthalate	1	34.8684	0	50	70	70	130
4-Nitroaniline	1	30.806	0	50	62	50	130
Atrazine	1	38.768	0	50	78	50	130
n-Nitrosodiphenylamine	1	30.358	0	50	61	50	130
1,2-Diphenylhydrazine	1	32.7214	0	50	65*	70	130
4-Bromophenyl-phenylether	1	37.4021	0	50	75	70	130
Hexachlorobenzene	1	36.4051	0	50	73	70	130
N-Octadecane	1	29.8522	0	50	60*	70	130
Phenanthrene	1	34.8447	0	50	70	70	130
Anthracene	1	33.9794	0	50	68*	70	130
Carbazole	1	34.0773	0	50	68*	70	130
Di-n-butylphthalate	1	34.089	0	50	68*	70	130
Fluoranthene	1	32.9595	0	50	66*	70	130
Pyrene	1	40.5165	0	50	81	50	130
Benzidine	1	0	0	50	0*	1	130
Butylbenzylphthalate	1	35.8423	0	50	72	50	130
3,3'-Dichlorobenzidine	1	30.2575	0	50	61	10	130
Benzo[a]anthracene	1	35.5943	0	50	71	70	130

* - Indicates outside of limits # - Indicates outside of standard limits but within method exceedance limits

Form3
Recovery Data Laboratory Limits
QC Batch: SMB60311

Chrysene	1	37.617	0	50	75	60	130
bis(2-Ethylhexyl)phthalate	1	35.4483	0	50	71	70	130
Di-n-octylphthalate	1	33.99	0	50	68 *	70	130
Benzo[b]fluoranthene	1	34.6552	0	50	69 *	70	130
Benzo[k]fluoranthene	1	37.555	0	50	75	70	130
Benzo[a]pyrene	1	33.7156	0	50	67 *	70	130
Indeno[1,2,3-cd]pyrene	1	39.6808	0	50	79	70	130
Dibenzo[a,h]anthracene	1	38.18	0	50	76	60	130
Benzo[g,h,i]perylene	1	37.5488	0	50	75	70	130

* - Indicates outside of limits # - Indicates outside of standard limits but within method exceedance limits

Form3
Recovery Data Laboratory Limits
QC Batch: SMB60311

	Data File	Sample ID:	Analysis Date
Spike or Dup:	10M63800.D	AC98694-001(MSD)	6/29/2017 5:10:00 PM
Non Spike(If applicable):	7M85156.D	AC98694-001	6/30/2017 10:09:00 AM
Inst Blank(If applicable):			

Method: 8270D Matrix: Soil QC Type: MSD

Analyte:	Col	Spike Conc	Sample Conc	Expected Conc	Recovery	Lower Limit	Upper Limit
Pyridine	1	20.5753	0	50	41	1	150
N-Nitrosodimethylamine	1	27.3409	0	50	55	50	130
Benzaldehyde	1	57.4095	0	50	115	20	150
Aniline	1	33.4561	0	50	67	20	150
Pentachloroethane	1	28.2504	0	50	57	50	130
bis(2-Chloroethyl)ether	1	26.3267	0	50	53	50	130
N-Decane	1	20.5392	0	50	41	20	130
1,3-Dichlorobenzene	1	33.3827	0	50	67	60	130
1,4-Dichlorobenzene	1	31.6707	0	50	63	60	130
1,2-Dichlorobenzene	1	30.9415	0	50	62	50	130
Benzyl alcohol	1	30.8361	0	50	62	20	130
bis(2-chloroisopropyl)ether	1	25.5012	0	50	51	40	130
Acetophenone	1	33.224	0	50	66	50	130
Hexachloroethane	1	29.3753	0	50	59	50	130
N-Nitroso-di-n-propylamine	1	23.5523	11.222	50	25*	40	130
Nitrobenzene	1	30.0013	0	50	60*	70	130
Isophorone	1	30.1716	20.7567	50	19*	60	130
Benzoic Acid	1	33.6487	0	100	34	20	130
bis(2-Chloroethoxy)methane	1	32.0522	0	50	64	60	130
1,2,4-Trichlorobenzene	1	34.0795	0	50	68	50	130
Naphthalene	1	31.6581	0	50	63	50	130
4-Chloroaniline	1	33.4992	0	50	67	10	150
Hexachlorobutadiene	1	36.416	0	50	73	60	130
Caprolactam	1	30.5558	0	50	61	50	130
2-Methylnaphthalene	1	34.1451	0	50	68*	70	130
1-Methylnaphthalene	1	33.943	0	50	68*	70	130
1,1'-Biphenyl	1	33.9055	0	50	68	60	130
1,2,4,5-Tetrachlorobenzene	1	39.8424	0	50	80	70	130
Hexachlorocyclopentadiene	1	19.2365	0	50	38	20	160
2-Chloronaphthalene	1	35.8336	0	50	72	70	130
1,4-Dimethylnaphthalene	1	35.3473	0	50	71	70	130
Diphenyl Ether	1	39.3977	0	50	79	70	130
2-Nitroaniline	1	34.3489	0	50	69	50	130
Coumarin	1	31.4149	0	50	63*	70	130
Acenaphthylene	1	37.1418	0	50	74	70	130
Dimethylphthalate	1	36.4776	0	50	73	70	130
2,6-Dinitrotoluene	1	37.9537	0	50	76	70	130
Acenaphthene	1	37.298	0	50	75	50	130
3-Nitroaniline	1	36.8833	0	50	74	70	130
Dibenzofuran	1	36.2521	0	50	73	70	130
2,4-Dinitrotoluene	1	33.3327	13.8374	50	39*	40	130
Fluorene	1	37.3052	0	50	75	50	130
4-Chlorophenyl-phenylether	1	35.981	0	50	72	70	130
Diethylphthalate	1	37.4174	0	50	75	70	130
4-Nitroaniline	1	34.9602	0	50	70	50	130
Atrazine	1	42.2234	0	50	84	50	130
n-Nitrosodiphenylamine	1	32.3328	0	50	65	50	130
1,2-Diphenylhydrazine	1	33.7044	0	50	67*	70	130
4-Bromophenyl-phenylether	1	39.1117	0	50	78	70	130
Hexachlorobenzene	1	37.9435	0	50	76	70	130
N-Octadecane	1	29.7188	0	50	59*	70	130
Phenanthrene	1	37.3816	0	50	75	70	130
Anthracene	1	35.8954	0	50	72	70	130
Carbazole	1	37.3744	0	50	75	70	130
Di-n-butylphthalate	1	37.2591	0	50	75	70	130
Fluoranthene	1	36.4564	0	50	73	70	130
Pyrene	1	44.0816	0	50	88	50	130
Benzidine	1	2.9877	0	50	6	1	130
Butylbenzylphthalate	1	39.6669	0	50	79	50	130
3,3'-Dichlorobenzidine	1	35.7133	0	50	71	10	130
Benzo[a]anthracene	1	38.7167	0	50	77	70	130

* - Indicates outside of limits # - Indicates outside of standard limits but within method exceedance limits

Form3
Recovery Data Laboratory Limits
QC Batch: SMB60311

Chrysene	1	40.853	0	50	82	60	130
bis(2-Ethylhexyl)phthalate	1	38.0687	0	50	76	70	130
Di-n-octylphthalate	1	36.2233	0	50	72	70	130
Benzo[b]fluoranthene	1	37.7744	0	50	76	70	130
Benzo[k]fluoranthene	1	37.8417	0	50	76	70	130
Benzo[a]pyrene	1	36.6002	0	50	73	70	130
Indeno[1,2,3-cd]pyrene	1	40.9827	0	50	82	70	130
Dibenzo[a,h]anthracene	1	39.8708	0	50	80	60	130
Benzo[g,h,i]perylene	1	38.4868	0	50	77	70	130

* - Indicates outside of limits # - Indicates outside of standard limits but within method exceedance limits

Form3
RPD Data Laboratory Limits
QC Batch: SMB60311

	Data File	Sample ID:	Analysis Date
Spike or Dup:	10M63800.D	AC98694-001(MSD)	6/29/2017 5:10:00 PM
Duplicate(If applicable):	10M63799.D	AC98694-001(MS)	6/29/2017 4:47:00 PM
Inst Blank(If applicable):			

Method: 8270D Matrix: Soil QC Type: MSD

Analyte:	Column	Dup/MSD/MBSD Conc	Sample/MS/MBS Conc	RPD	Limit
Pyridine	1	20.5753	20.0085	2.8	30
N-Nitrosodimethylamine	1	27.3409	25.9844	5.1	30
Benzaldehyde	1	57.4095	53.0563	7.9	30
Aniline	1	33.4561	27.1897	21	30
Pentachloroethane	1	28.2504	27.9277	1.1	30
bis(2-Chloroethyl)ether	1	26.3267	25.2103	4.3	30
N-Decane	1	20.5392	21.5563	4.8	30
1,3-Dichlorobenzene	1	33.3827	31.0855	7.1	30
1,4-Dichlorobenzene	1	31.6707	30.4442	3.9	40
1,2-Dichlorobenzene	1	30.9415	30.5332	1.3	30
Benzyl alcohol	1	30.8361	29.1037	5.8	30
bis(2-chloroisopropyl)ether	1	25.5012	25.2653	0.93	30
Acetophenone	1	33.224	32.1937	3.1	30
Hexachloroethane	1	29.3753	29.7296	1.2	30
N-Nitroso-di-n-propylamine	1	23.5523	22.5575	4.3	40
Nitrobenzene	1	30.0013	28.7379	4.3	30
Isophorone	1	30.1716	28.3608	6.2	30
Benzoic Acid	1	33.6487	27.4262	20	30
bis(2-Chloroethoxy)methane	1	32.0522	30.8759	3.7	30
1,2,4-Trichlorobenzene	1	34.0795	32.5307	4.7	40
Naphthalene	1	31.6581	29.7109	6.3	40
4-Chloroaniline	1	33.4992	28.8509	15	30
Hexachlorobutadiene	1	36.416	35.9877	1.2	30
Caprolactam	1	30.5558	27.0694	12	30
2-Methylnaphthalene	1	34.1451	32.895	3.7	30
1-Methylnaphthalene	1	33.943	32.8247	3.3	30
1,1'-Biphenyl	1	33.9055	32.9548	2.8	30
1,2,4,5-Tetrachlorobenzene	1	39.8424	39.7096	0.33	30
Hexachlorocyclopentadiene	1	19.2365	16.5875	15	30
2-Chloronaphthalene	1	35.8336	34.7531	3.1	30
1,4-Dimethylnaphthalene	1	35.3473	34.0577	3.7	30
Diphenyl Ether	1	39.3977	37.6163	4.6	30
2-Nitroaniline	1	34.3489	32.14	6.6	30
Coumarin	1	31.4149	28.5565	9.5	30
Acenaphthylene	1	37.1418	34.8475	6.4	30
Dimethylphthalate	1	36.4776	34.1973	6.5	30
2,6-Dinitrotoluene	1	37.9537	34.4878	9.6	30
Acenaphthene	1	37.298	34.992	6.4	40
3-Nitroaniline	1	36.8833	32.1325	14	30
Dibenzofuran	1	36.2521	33.9979	6.4	30
2,4-Dinitrotoluene	1	33.3327	30.7197	8.2	40
Fluorene	1	37.3052	34.5473	7.7	40
4-Chlorophenyl-phenylether	1	35.981	33.8284	6.2	30
Diethylphthalate	1	37.4174	34.8684	7.1	30
4-Nitroaniline	1	34.9602	30.806	13	30
Atrazine	1	42.2234	38.768	8.5	30
n-Nitrosodiphenylamine	1	32.3328	30.358	6.3	30
1,2-Diphenylhydrazine	1	33.7044	32.7214	3	30
4-Bromophenyl-phenylether	1	39.1117	37.4021	4.5	30
Hexachlorobenzene	1	37.9435	36.4051	4.1	30
N-Octadecane	1	29.7188	29.8522	0.45	30
Phenanthrene	1	37.3816	34.8447	7	30
Anthracene	1	35.8954	33.9794	5.5	30
Carbazole	1	37.3744	34.0773	9.2	30
Di-n-butylphthalate	1	37.2591	34.089	8.9	30
Fluoranthene	1	36.4564	32.9595	10	30
Pyrene	1	44.0816	40.5165	8.4	40
Benzidine	1	2.9877	0	200*	30
Butylbenzylphthalate	1	39.6669	35.8423	10	40
3,3'-Dichlorobenzidine	1	35.7133	30.2575	17	30
Benzo[a]anthracene	1	38.7167	35.5943	8.4	30
Chrysene	1	40.853	37.617	8.2	30
bis(2-Ethylhexyl)phthalate	1	38.0687	35.4483	7.1	30

Form3
RPD Data Laboratory Limits
QC Batch: SMB60311

Di-n-octylphthalate	1	36.2233	33.99	6.4	30
Benzo[b]fluoranthene	1	37.7744	34.6552	8.6	30
Benzo[k]fluoranthene	1	37.8417	37.555	0.76	30
Benzo[a]pyrene	1	36.6002	33.7156	8.2	30
Indeno[1,2,3-cd]pyrene	1	40.9827	39.6808	3.2	30
Dibenzo[a,h]anthracene	1	39.8708	38.18	4.3	30
Benzo[g,h,i]perylene	1	38.4868	37.5488	2.5	30

* - Indicates outside of limits NA - Both concentrations=0... no result can be calculated

Form3
Recovery Data Laboratory Limits
QC Batch: SMB60311

	Data File	Sample ID:	Analysis Date
Spike or Dup:	10M63799.D	AC98694-001(MS)	6/29/2017 4:47:00 PM
Non Spike(If applicable):	7M85156.D	AC98694-001	6/30/2017 10:09:00 AM
Inst Blank(If applicable):			

Method: 8270D Matrix: Soil QC Type: MS

Analyte:	Col	Spike Conc	Sample Conc	Expected Conc	Recovery	Lower Limit	Upper Limit
Pyridine	1	20.0085	0	50	40	1	150
N-Nitrosodimethylamine	1	25.9844	0	50	52	50	130
Benzaldehyde	1	53.0563	0	50	106	20	150
Aniline	1	27.1897	0	50	54	20	150
Pentachloroethane	1	27.9277	0	50	56	50	130
bis(2-Chloroethyl)ether	1	25.2103	0	50	50	50	130
N-Decane	1	21.5563	0	50	43	20	130
1,3-Dichlorobenzene	1	31.0855	0	50	62	60	130
1,4-Dichlorobenzene	1	30.4442	0	50	61	60	130
1,2-Dichlorobenzene	1	30.5332	0	50	61	50	130
Benzyl alcohol	1	29.1037	0	50	58	20	130
bis(2-chloroisopropyl)ether	1	25.2653	0	50	51	40	130
Acetophenone	1	32.1937	0	50	64	50	130
Hexachloroethane	1	29.7296	0	50	59	50	130
N-Nitroso-di-n-propylamine	1	22.5575	11.222	50	23*	40	130
Nitrobenzene	1	28.7379	0	50	57*	70	130
Isophorone	1	28.3608	20.7567	50	15*	60	130
Benzoic Acid	1	27.4262	0	100	27	20	130
bis(2-Chloroethoxy)methane	1	30.8759	0	50	62	60	130
1,2,4-Trichlorobenzene	1	32.5307	0	50	65	50	130
Naphthalene	1	29.7109	0	50	59	50	130
4-Chloroaniline	1	28.8509	0	50	58	10	150
Hexachlorobutadiene	1	35.9877	0	50	72	60	130
Caprolactam	1	27.0694	0	50	54	50	130
2-Methylnaphthalene	1	32.895	0	50	66*	70	130
1-Methylnaphthalene	1	32.8247	0	50	66*	70	130
1,1'-Biphenyl	1	32.9548	0	50	66	60	130
1,2,4,5-Tetrachlorobenzene	1	39.7096	0	50	79	70	130
Hexachlorocyclopentadiene	1	16.5875	0	50	33	20	160
2-Chloronaphthalene	1	34.7531	0	50	70	70	130
1,4-Dimethylnaphthalene	1	34.0577	0	50	68*	70	130
Diphenyl Ether	1	37.6163	0	50	75	70	130
2-Nitroaniline	1	32.14	0	50	64	50	130
Coumarin	1	28.5565	0	50	57*	70	130
Acenaphthylene	1	34.8475	0	50	70	70	130
Dimethylphthalate	1	34.1973	0	50	68*	70	130
2,6-Dinitrotoluene	1	34.4878	0	50	69*	70	130
Acenaphthene	1	34.992	0	50	70	50	130
3-Nitroaniline	1	32.1325	0	50	64	10	130
Dibenzofuran	1	33.9979	0	50	68*	70	130
2,4-Dinitrotoluene	1	30.7197	13.8374	50	34*	40	130
Fluorene	1	34.5473	0	50	69	50	130
4-Chlorophenyl-phenylether	1	33.8284	0	50	68*	70	130
Diethylphthalate	1	34.8684	0	50	70	70	130
4-Nitroaniline	1	30.806	0	50	62	50	130
Atrazine	1	38.768	0	50	78	50	130
n-Nitrosodiphenylamine	1	30.358	0	50	61	50	130
1,2-Diphenylhydrazine	1	32.7214	0	50	65*	70	130
4-Bromophenyl-phenylether	1	37.4021	0	50	75	70	130
Hexachlorobenzene	1	36.4051	0	50	73	70	130
N-Octadecane	1	29.8522	0	50	60*	70	130
Phenanthrene	1	34.8447	0	50	70	70	130
Anthracene	1	33.9794	0	50	68*	70	130
Carbazole	1	34.0773	0	50	68*	70	130
Di-n-butylphthalate	1	34.089	0	50	68*	70	130
Fluoranthene	1	32.9595	0	50	66*	70	130
Pyrene	1	40.5165	0	50	81	50	130
Benzidine	1	0	0	50	0*	1	130
Butylbenzylphthalate	1	35.8423	0	50	72	50	130
3,3'-Dichlorobenzidine	1	30.2575	0	50	61	10	130
Benzo[a]anthracene	1	35.5943	0	50	71	70	130

* - Indicates outside of limits # - Indicates outside of standard limits but within method exceedance limits

Form3
Recovery Data Laboratory Limits
QC Batch: SMB60311

Chrysene	1	37.617	0	50	75	60	130
bis(2-Ethylhexyl)phthalate	1	35.4483	0	50	71	70	130
Di-n-octylphthalate	1	33.99	0	50	68 *	70	130
Benzo[b]fluoranthene	1	34.6552	0	50	69 *	70	130
Benzo[k]fluoranthene	1	37.555	0	50	75	70	130
Benzo[a]pyrene	1	33.7156	0	50	67 *	70	130
Indeno[1,2,3-cd]pyrene	1	39.6808	0	50	79	70	130
Dibenzo[a,h]anthracene	1	38.18	0	50	76	60	130
Benzo[g,h,i]perylene	1	37.5488	0	50	75	70	130

* - Indicates outside of limits # - Indicates outside of standard limits but within method exceedance limits

Form3
Recovery Data Laboratory Limits
QC Batch: SMB60311

	Data File	Sample ID:	Analysis Date
Spike or Dup:	10M63800.D	AC98694-001(MSD)	6/29/2017 5:10:00 PM
Non Spike(If applicable):	7M85156.D	AC98694-001	6/30/2017 10:09:00 AM
Inst Blank(If applicable):			

Method: 8270D Matrix: Soil QC Type: MSD

Analyte:	Col	Spike Conc	Sample Conc	Expected Conc	Recovery	Lower Limit	Upper Limit
Pyridine	1	20.5753	0	50	41	1	150
N-Nitrosodimethylamine	1	27.3409	0	50	55	50	130
Benzaldehyde	1	57.4095	0	50	115	20	150
Aniline	1	33.4561	0	50	67	20	150
Pentachloroethane	1	28.2504	0	50	57	50	130
bis(2-Chloroethyl)ether	1	26.3267	0	50	53	50	130
N-Decane	1	20.5392	0	50	41	20	130
1,3-Dichlorobenzene	1	33.3827	0	50	67	60	130
1,4-Dichlorobenzene	1	31.6707	0	50	63	60	130
1,2-Dichlorobenzene	1	30.9415	0	50	62	50	130
Benzyl alcohol	1	30.8361	0	50	62	20	130
bis(2-chloroisopropyl)ether	1	25.5012	0	50	51	40	130
Acetophenone	1	33.224	0	50	66	50	130
Hexachloroethane	1	29.3753	0	50	59	50	130
N-Nitroso-di-n-propylamine	1	23.5523	11.222	50	25*	40	130
Nitrobenzene	1	30.0013	0	50	60*	70	130
Isophorone	1	30.1716	20.7567	50	19*	60	130
Benzoic Acid	1	33.6487	0	100	34	20	130
bis(2-Chloroethoxy)methane	1	32.0522	0	50	64	60	130
1,2,4-Trichlorobenzene	1	34.0795	0	50	68	50	130
Naphthalene	1	31.6581	0	50	63	50	130
4-Chloroaniline	1	33.4992	0	50	67	10	150
Hexachlorobutadiene	1	36.416	0	50	73	60	130
Caprolactam	1	30.5558	0	50	61	50	130
2-Methylnaphthalene	1	34.1451	0	50	68*	70	130
1-Methylnaphthalene	1	33.943	0	50	68*	70	130
1,1'-Biphenyl	1	33.9055	0	50	68	60	130
1,2,4,5-Tetrachlorobenzene	1	39.8424	0	50	80	70	130
Hexachlorocyclopentadiene	1	19.2365	0	50	38	20	160
2-Chloronaphthalene	1	35.8336	0	50	72	70	130
1,4-Dimethylnaphthalene	1	35.3473	0	50	71	70	130
Diphenyl Ether	1	39.3977	0	50	79	70	130
2-Nitroaniline	1	34.3489	0	50	69	50	130
Coumarin	1	31.4149	0	50	63*	70	130
Acenaphthylene	1	37.1418	0	50	74	70	130
Dimethylphthalate	1	36.4776	0	50	73	70	130
2,6-Dinitrotoluene	1	37.9537	0	50	76	70	130
Acenaphthene	1	37.298	0	50	75	50	130
3-Nitroaniline	1	36.8833	0	50	74	70	130
Dibenzofuran	1	36.2521	0	50	73	70	130
2,4-Dinitrotoluene	1	33.3327	13.8374	50	39*	40	130
Fluorene	1	37.3052	0	50	75	50	130
4-Chlorophenyl-phenylether	1	35.981	0	50	72	70	130
Diethylphthalate	1	37.4174	0	50	75	70	130
4-Nitroaniline	1	34.9602	0	50	70	50	130
Atrazine	1	42.2234	0	50	84	50	130
n-Nitrosodiphenylamine	1	32.3328	0	50	65	50	130
1,2-Diphenylhydrazine	1	33.7044	0	50	67*	70	130
4-Bromophenyl-phenylether	1	39.1117	0	50	78	70	130
Hexachlorobenzene	1	37.9435	0	50	76	70	130
N-Octadecane	1	29.7188	0	50	59*	70	130
Phenanthrene	1	37.3816	0	50	75	70	130
Anthracene	1	35.8954	0	50	72	70	130
Carbazole	1	37.3744	0	50	75	70	130
Di-n-butylphthalate	1	37.2591	0	50	75	70	130
Fluoranthene	1	36.4564	0	50	73	70	130
Pyrene	1	44.0816	0	50	88	50	130
Benzidine	1	2.9877	0	50	6	1	130
Butylbenzylphthalate	1	39.6669	0	50	79	50	130
3,3'-Dichlorobenzidine	1	35.7133	0	50	71	10	130
Benzo[a]anthracene	1	38.7167	0	50	77	70	130

* - Indicates outside of limits # - Indicates outside of standard limits but within method exceedance limits

Form3
Recovery Data Laboratory Limits
QC Batch: SMB60311

Chrysene	1	40.853	0	50	82	60	130
bis(2-Ethylhexyl)phthalate	1	38.0687	0	50	76	70	130
Di-n-octylphthalate	1	36.2233	0	50	72	70	130
Benzo[b]fluoranthene	1	37.7744	0	50	76	70	130
Benzo[k]fluoranthene	1	37.8417	0	50	76	70	130
Benzo[a]pyrene	1	36.6002	0	50	73	70	130
Indeno[1,2,3-cd]pyrene	1	40.9827	0	50	82	70	130
Dibenzo[a,h]anthracene	1	39.8708	0	50	80	60	130
Benzo[g,h,i]perylene	1	38.4868	0	50	77	70	130

* - Indicates outside of limits # - Indicates outside of standard limits but within method exceedance limits

Form3
RPD Data Laboratory Limits
QC Batch: SMB60311

	Data File	Sample ID:	Analysis Date
Spike or Dup:	10M63800.D	AC98694-001(MSD)	6/29/2017 5:10:00 PM
Duplicate(If applicable):	10M63799.D	AC98694-001(MS)	6/29/2017 4:47:00 PM
Inst Blank(If applicable):			

Method: 8270D Matrix: Soil QC Type: MSD

Analyte:	Column	Dup/MSD/MBSD Conc	Sample/MS/MBS Conc	RPD	Limit
Pyridine	1	20.5753	20.0085	2.8	30
N-Nitrosodimethylamine	1	27.3409	25.9844	5.1	30
Benzaldehyde	1	57.4095	53.0563	7.9	30
Aniline	1	33.4561	27.1897	21	30
Pentachloroethane	1	28.2504	27.9277	1.1	30
bis(2-Chloroethyl)ether	1	26.3267	25.2103	4.3	30
N-Decane	1	20.5392	21.5563	4.8	30
1,3-Dichlorobenzene	1	33.3827	31.0855	7.1	30
1,4-Dichlorobenzene	1	31.6707	30.4442	3.9	40
1,2-Dichlorobenzene	1	30.9415	30.5332	1.3	30
Benzyl alcohol	1	30.8361	29.1037	5.8	30
bis(2-chloroisopropyl)ether	1	25.5012	25.2653	0.93	30
Acetophenone	1	33.224	32.1937	3.1	30
Hexachloroethane	1	29.3753	29.7296	1.2	30
N-Nitroso-di-n-propylamine	1	23.5523	22.5575	4.3	40
Nitrobenzene	1	30.0013	28.7379	4.3	30
Isophorone	1	30.1716	28.3608	6.2	30
Benzoic Acid	1	33.6487	27.4262	20	30
bis(2-Chloroethoxy)methane	1	32.0522	30.8759	3.7	30
1,2,4-Trichlorobenzene	1	34.0795	32.5307	4.7	40
Naphthalene	1	31.6581	29.7109	6.3	40
4-Chloroaniline	1	33.4992	28.8509	15	30
Hexachlorobutadiene	1	36.416	35.9877	1.2	30
Caprolactam	1	30.5558	27.0694	12	30
2-Methylnaphthalene	1	34.1451	32.895	3.7	30
1-Methylnaphthalene	1	33.943	32.8247	3.3	30
1,1'-Biphenyl	1	33.9055	32.9548	2.8	30
1,2,4,5-Tetrachlorobenzene	1	39.8424	39.7096	0.33	30
Hexachlorocyclopentadiene	1	19.2365	16.5875	15	30
2-Chloronaphthalene	1	35.8336	34.7531	3.1	30
1,4-Dimethylnaphthalene	1	35.3473	34.0577	3.7	30
Diphenyl Ether	1	39.3977	37.6163	4.6	30
2-Nitroaniline	1	34.3489	32.14	6.6	30
Coumarin	1	31.4149	28.5565	9.5	30
Acenaphthylene	1	37.1418	34.8475	6.4	30
Dimethylphthalate	1	36.4776	34.1973	6.5	30
2,6-Dinitrotoluene	1	37.9537	34.4878	9.6	30
Acenaphthene	1	37.298	34.992	6.4	40
3-Nitroaniline	1	36.8833	32.1325	14	30
Dibenzofuran	1	36.2521	33.9979	6.4	30
2,4-Dinitrotoluene	1	33.3327	30.7197	8.2	40
Fluorene	1	37.3052	34.5473	7.7	40
4-Chlorophenyl-phenylether	1	35.981	33.8284	6.2	30
Diethylphthalate	1	37.4174	34.8684	7.1	30
4-Nitroaniline	1	34.9602	30.806	13	30
Atrazine	1	42.2234	38.768	8.5	30
n-Nitrosodiphenylamine	1	32.3328	30.358	6.3	30
1,2-Diphenylhydrazine	1	33.7044	32.7214	3	30
4-Bromophenyl-phenylether	1	39.1117	37.4021	4.5	30
Hexachlorobenzene	1	37.9435	36.4051	4.1	30
N-Octadecane	1	29.7188	29.8522	0.45	30
Phenanthrene	1	37.3816	34.8447	7	30
Anthracene	1	35.8954	33.9794	5.5	30
Carbazole	1	37.3744	34.0773	9.2	30
Di-n-butylphthalate	1	37.2591	34.089	8.9	30
Fluoranthene	1	36.4564	32.9595	10	30
Pyrene	1	44.0816	40.5165	8.4	40
Benzidine	1	2.9877	0	200*	30
Butylbenzylphthalate	1	39.6669	35.8423	10	40
3,3'-Dichlorobenzidine	1	35.7133	30.2575	17	30
Benzo[a]anthracene	1	38.7167	35.5943	8.4	30
Chrysene	1	40.853	37.617	8.2	30
bis(2-Ethylhexyl)phthalate	1	38.0687	35.4483	7.1	30

Form3
RPD Data Laboratory Limits
QC Batch: SMB60311

Di-n-octylphthalate	1	36.2233	33.99	6.4	30
Benzo[b]fluoranthene	1	37.7744	34.6552	8.6	30
Benzo[k]fluoranthene	1	37.8417	37.555	0.76	30
Benzo[a]pyrene	1	36.6002	33.7156	8.2	30
Indeno[1,2,3-cd]pyrene	1	40.9827	39.6808	3.2	30
Dibenzo[a,h]anthracene	1	39.8708	38.18	4.3	30
Benzo[g,h,i]perylene	1	38.4868	37.5488	2.5	30

* - Indicates outside of limits NA - Both concentrations=0... no result can be calculated

FORM 4
Blank Summary

Blank Number: SMB60311
Blank Data File: 7M85157.D
Matrix: Soil

Blank Analysis Date: 06/30/17 10:32
Blank Extraction Date: 06/29/17
(If Applicable)
Method: EPA 8270D

Sample Number	Data File	Analysis Date
AC98694-009	7M85148.D	06/29/17 22:12
AC98694-001	7M85156.D	06/30/17 10:09
AC98694-001(MSD	10M63800.D	06/29/17 17:10
AC98694-001(MS)	10M63799.D	06/29/17 16:47
SMB60311(MS)	10M63792.D	06/29/17 14:09

FORM 4
Blank Summary

Blank Number: SMB60311
Blank Data File: 7M85157.D
Matrix: Soil

Blank Analysis Date: 06/30/17 10:32
Blank Extraction Date: 06/29/17
(If Applicable)
Method: EPA 8270D

Sample Number	Data File	Analysis Date
AC98694-001	7M85162.D	06/30/17 12:28
AC98694-001	7M85156.D	06/30/17 10:09
AC98694-002	7M85141.D	06/29/17 19:29
AC98694-003	7M85142.D	06/29/17 19:52
AC98694-004	7M85143.D	06/29/17 20:16
AC98694-005	7M85144.D	06/29/17 20:39
AC98694-006	7M85145.D	06/29/17 21:02
AC98694-007	7M85146.D	06/29/17 21:25
AC98694-008	7M85147.D	06/29/17 21:49
AC98694-010	7M85149.D	06/29/17 22:35
AC98694-011	7M85150.D	06/29/17 22:58
AC98694-012	7M85151.D	06/29/17 23:21
AC98694-001(MSD	10M63800.D	06/29/17 17:10
AC98694-001(MS)	10M63799.D	06/29/17 16:47
SMB60311(MS)	10M63792.D	06/29/17 14:09

Form 5

Tune Name: CAL DFTPP
Instrument: GCMS 7

Data File: 7M84391.D
Analysis Date: 06/05/17 09:53
Method: EPA 8270D

Tune Scan/Time Range: Scan 1434

Tgt Mass	Rel Mass	Lo Lim	Hi Lim	Rel Abund	Raw Abund	Pass/ Fail
51	198	30	60	40.6	27264	PASS
68	69	0.00	2	0.0	0	PASS
69	198	0.00	100	46.5	31192	PASS
70	69	0.00	2	1.0	321	PASS
127	198	40	60	53.9	36176	PASS
197	198	0.00	1	0.0	0	PASS
198	198	100	100	100.0	67136	PASS
199	198	5	9	6.8	4539	PASS
275	198	10	30	20.6	13799	PASS
365	198	1	100	2.0	1311	PASS
441	443	0.01	100	62.8	3913	PASS
442	198	40	100	43.1	28912	PASS
443	442	17	23	21.5	6228	PASS

Data File	Sample Number	Analysis Date:
7M84392.D	CAL BNA@50PPM	06/05/17 10:17
7M84393.D	CAL BNA@50PPM	06/05/17 10:41
7M84394.D	CAL BNA@10PPM	06/05/17 11:05
7M84395.D	CAL BNA@196PP	06/05/17 11:31
7M84396.D	CAL BNA@160PP	06/05/17 11:54
7M84397.D	CAL BNA@120PP	06/05/17 12:18
7M84398.D	CAL BNA@80PPM	06/05/17 12:42
7M84399.D	CAL BNA@20PPM	06/05/17 13:05
7M84400.D	CAL BNA@2PPM	06/05/17 13:29
7M84401.D	CAL BNA@.5PPM	06/05/17 13:53
7M84402.D	ICV BNA@50PPM	06/05/17 14:16

Data Path : G:\GcMsData\2017\GCMS_7\Data\06-05-17\
Data File : 7M84391.D
Acq On : 5 Jun 2017 9:53
Operator : AH/JB
Sample : CAL DFTPP
Misc : A,BNA
ALS Vial : 1 Sample Multiplier: 1

Integration File: LSCINT.P

Method : G:\GCMSDATA\2017\GCMS_7\METHODQT\7M_0428.M
Title : @GCMS_7,mg,625,8270
Last Update : Fri Apr 28 17:22:01 2017

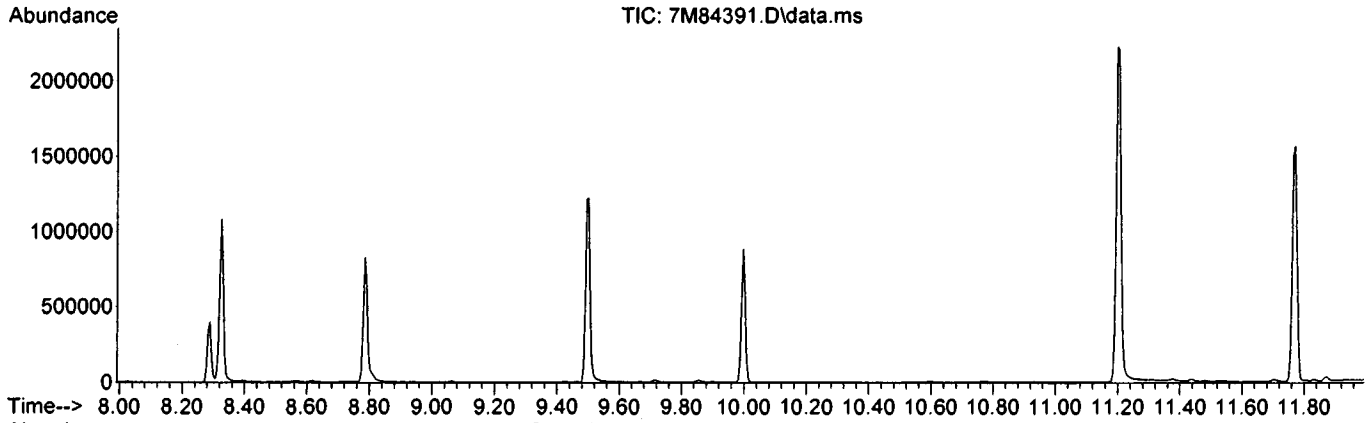

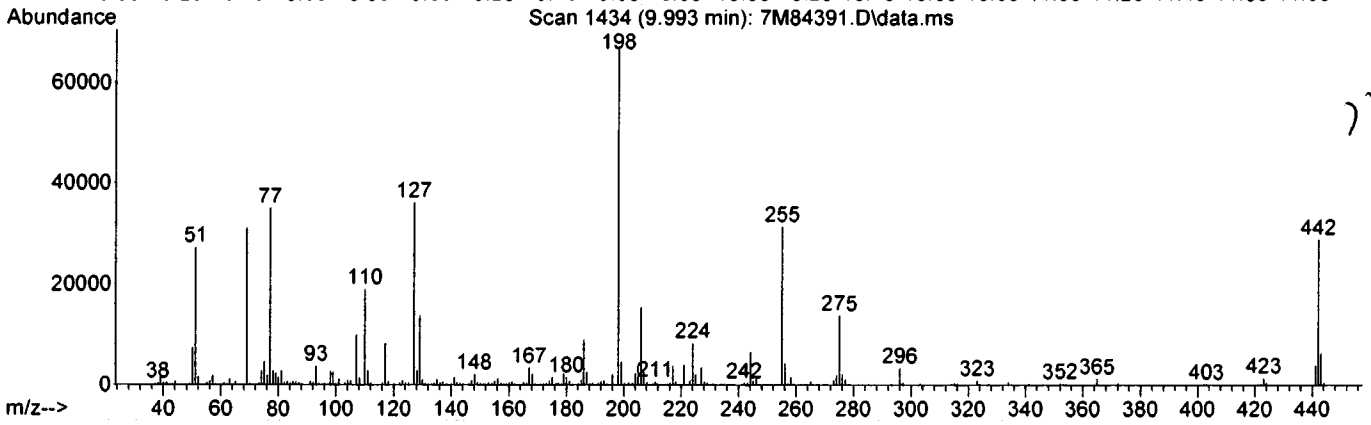

Spectrum Information: Scan 1434

Target Mass	Rel. to Mass	Lower Limit%	Upper Limit%	Rel. Abn%	Raw Abn	Result Pass/Fail
51	198	30	60	40.6	27264	PASS
68	69	0.00	2	0.0	0	PASS
69	198	0.00	100	46.5	31192	PASS
70	69	0.00	2	1.0	321	PASS
127	198	40	60	53.9	36176	PASS
197	198	0.00	1	0.0	0	PASS
198	198	100	100	100.0	67136	PASS
199	198	5	9	6.8	4539	PASS
275	198	10	30	20.6	13799	PASS
365	198	1	100	2.0	1311	PASS
441	443	0.01	100	62.8	3913	PASS
442	198	40	100	43.1	28912	PASS
443	442	17	23	21.5	6228	PASS

Form 5

Tune Name: CAL DFTPP
Instrument: GCMS 10

Data File: 10M63308.D
Analysis Date: 06/06/17 09:41
Method: EPA 8270D

Tune Scan/Time Range: Scan 1444

Tgt Mass	Rel Mass	Lo Lim	Hi Lim	Rel Abund	Raw Abund	Pass/ Fail
51	198	30	60	37.9	59144	PASS
68	69	0.00	2	1.7	1174	PASS
69	198	0.00	100	43.4	67816	PASS
70	69	0.00	2	0.7	470	PASS
127	198	40	60	50.7	79280	PASS
197	198	0.00	1	0.0	0	PASS
198	198	100	100	100.0	156224	PASS
199	198	5	9	6.6	10367	PASS
275	198	10	30	24.3	38008	PASS
365	198	1	100	3.0	4712	PASS
441	443	0.01	100	81.5	17368	PASS
442	198	40	100	73.3	114576	PASS
443	442	17	23	18.6	21312	PASS

Data File	Sample Number	Analysis Date:
10M63309.D	CAL BNA@50PPM	06/06/17 10:04
10M63310.D	CAL BNA@50PPM	06/06/17 10:36
10M63311.D	CAL BNA@10PPM	06/06/17 11:01
10M63312.D	CAL BNA@0.5PP	06/06/17 11:34
10M63313.D	CAL BNA@2PPM	06/06/17 11:56
10M63314.D	CAL BNA@196PP	06/06/17 12:19
10M63315.D	CAL BNA@160PP	06/06/17 12:41
10M63316.D	CAL BNA@120PP	06/06/17 13:04
10M63317.D	CAL BNA@80PPM	06/06/17 13:26
10M63318.D	CAL BNA@20PPM	06/06/17 13:49
10M63319.D	CAL BNA@50PPM	06/06/17 14:11
10M63320.D	CAL BNA@2PPM	06/06/17 14:34
10M63321.D	ICV BNA@50PPM	06/06/17 15:35

Data Path : G:\GcMsData\2017\GCMS_10\Data\06-06-17\
Data File : 10M63308.D
Acq On : 6 Jun 2017 9:41
Operator : AH/JB
Sample : CAL DFTPP
Misc : A,BNA
ALS Vial : 1 Sample Multiplier: 1

Integration File: LSCINT.P

Method : G:\GCMSDATA\2017\GCMS_10\METHODQT\10M_0605.M
Title : @GCMS_10,mg,625,8270
Last Update : Mon Jun 05 15:20:21 2017

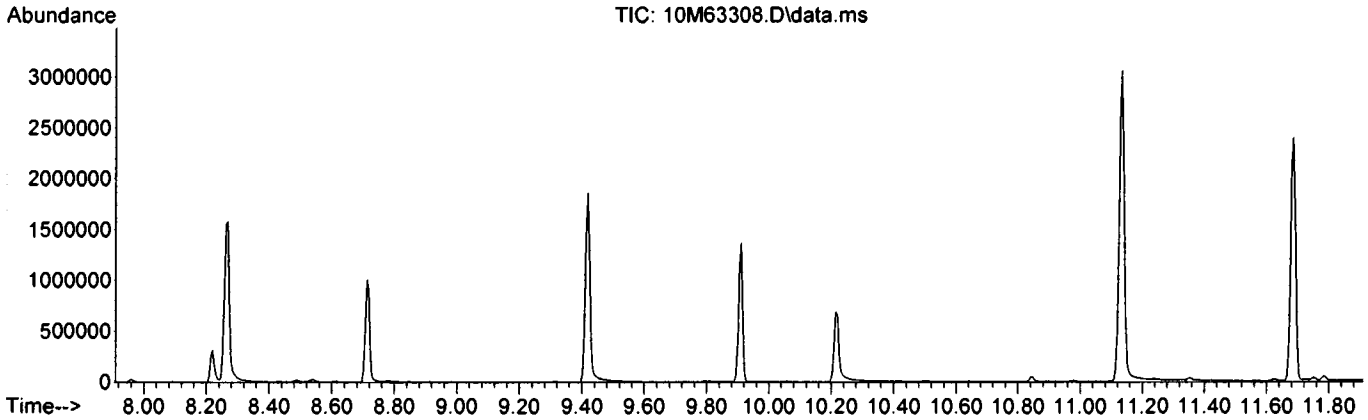

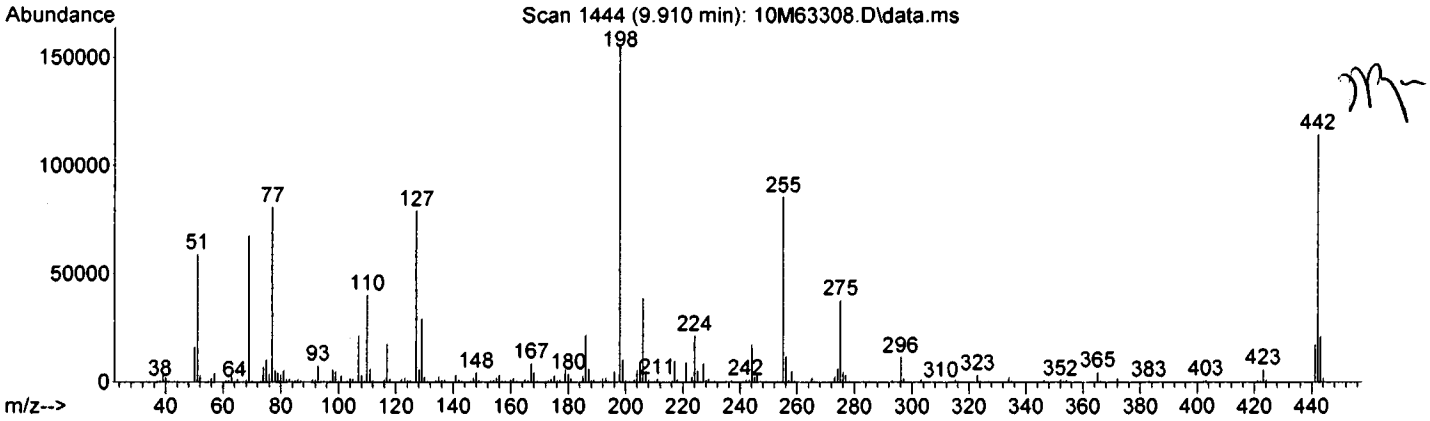

Spectrum Information: Scan 1444

Target Mass	Rel. to Mass	Lower Limit%	Upper Limit%	Rel. Abn%	Raw Abn	Result Pass/Fail
51	198	30	60	37.9	59144	PASS
68	69	0.00	2	1.7	1174	PASS
69	198	0.00	100	43.4	67816	PASS
70	69	0.00	2	0.7	470	PASS
127	198	40	60	50.7	79280	PASS
197	198	0.00	1	0.0	0	PASS
198	198	100	100	100.0	156224	PASS
199	198	5	9	6.6	10367	PASS
275	198	10	30	24.3	38008	PASS
365	198	1	100	3.0	4712	PASS
441	443	0.01	100	81.5	17368	PASS
442	198	40	100	73.3	114576	PASS
443	442	17	23	18.6	21312	PASS

Form 5

Tune Name: CAL DFTPP
Instrument: GCMS 10

Data File: 10M63788.D
Analysis Date: 06/29/17 08:36
Method: EPA 8270D

Tune Scan/Time Range: Average of 9.878 to 9.900 min

Tgt Mass	Rel Mass	Lo Lim	Hi Lim	Rel Abund	Raw Abund	Pass/ Fail
51	198	30	60	38.6	26470	PASS
68	69	0.00	2	1.4	396	PASS
69	198	0.00	100	40.5	27739	PASS
70	69	0.00	2	0.9	248	PASS
127	198	40	60	48.7	33335	PASS
197	198	0.00	1	0.1	96	PASS
198	198	100	100	100.0	68491	PASS
199	198	5	9	6.9	4734	PASS
275	198	10	30	25.7	17626	PASS
365	198	1	100	3.2	2217	PASS
441	443	0.01	100	74.4	6961	PASS
442	198	40	100	71.7	49131	PASS
443	442	17	23	19.0	9354	PASS

Data File	Sample Number	Analysis Date:
10M63789.D	CAL BNA@50PPM	06/29/17 08:59
10M63790.D	SMB60308	06/29/17 13:24
10M63791.D	SMB60308(MS)	06/29/17 13:46
10M63792.D	SMB60311(MS)	06/29/17 14:09
10M63793.D	SMB60311	06/29/17 14:31
10M63794.D	WMB60307	06/29/17 14:54
10M63795.D	AC98703-001	06/29/17 15:17
10M63796.D	AC98703-001(MS)	06/29/17 15:39
10M63797.D	AC98703-001(MSD	06/29/17 16:02
10M63798.D	AC98694-001	06/29/17 16:25
10M63799.D	AC98694-001(MS)	06/29/17 16:47
10M63800.D	AC98694-001(MSD	06/29/17 17:10
10M63801.D	AC98687-001	06/29/17 17:33
10M63802.D	AC98687-002	06/29/17 17:55
10M63803.D	AC98687-003	06/29/17 18:18
10M63804.D	AC98687-007	06/29/17 18:41
10M63805.D	AC98687-008	06/29/17 19:04
10M63806.D	AC98687-009	06/29/17 19:26
10M63807.D	AC98687-011	06/29/17 19:49
10M63808.D	AC98687-016	06/29/17 20:12

Data Path : G:\GcMsData\2017\GCMS_10\Data\06-29-17\
Data File : 10M63788.D
Acq On : 29 Jun 2017 8:36
Operator : AH/JB
Sample : CAL DFTPP
Misc : A,BNA
ALS Vial : 1 Sample Multiplier: 1

Integration File: LSCINT.P

Method : G:\GCMSDATA\2017\GCMS_10\METHODQT\10M_0606.M
Title : @GCMS_10,mg,625,8270
Last Update : Tue Jun 06 15:01:16 2017

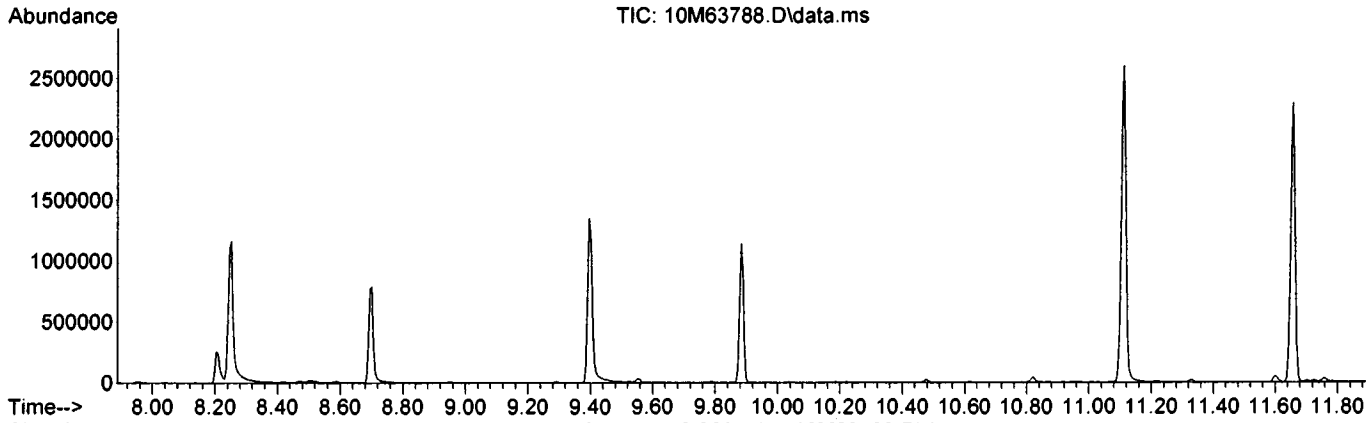

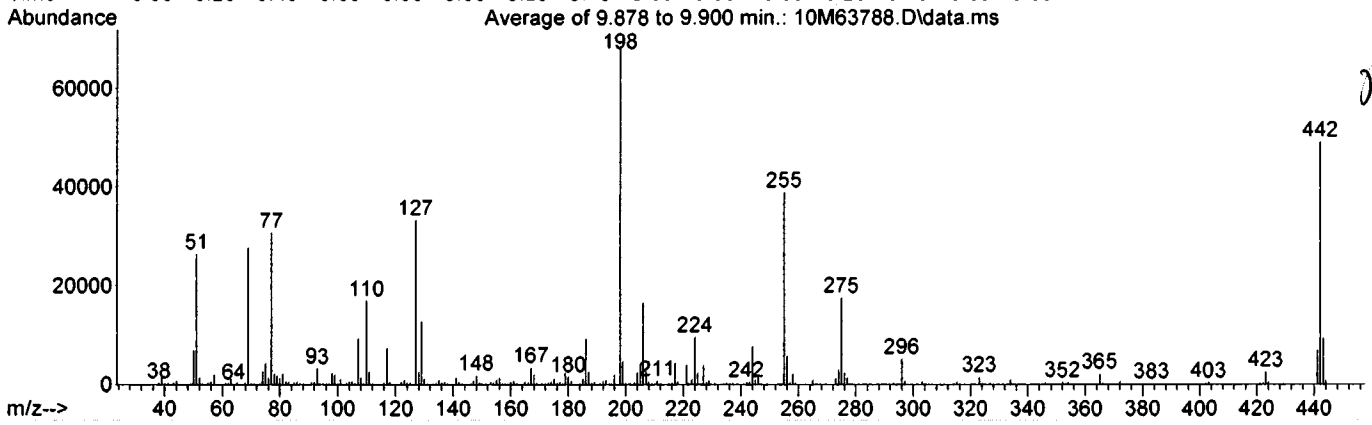

Spectrum Information: Average of 9.878 to 9.900 min.

Target Mass	Rel. to Mass	Lower Limit%	Upper Limit%	Rel. Abn%	Raw Abn	Result Pass/Fail
51	198	30	60	38.6	26470	PASS
68	69	0.00	2	1.4	396	PASS
69	198	0.00	100	40.5	27739	PASS
70	69	0.00	2	0.9	248	PASS
127	198	40	60	48.7	33335	PASS
197	198	0.00	1	0.1	96	PASS
198	198	100	100	100.0	68491	PASS
199	198	5	9	6.9	4734	PASS
275	198	10	30	25.7	17626	PASS
365	198	1	100	3.2	2217	PASS
441	443	0.01	100	74.4	6961	PASS
442	198	40	100	71.7	49131	PASS
443	442	17	23	19.0	9354	PASS

Form 5

Tune Name: CAL DFTPP
Instrument: GCMS 7

Data File: 7M85124.D
Analysis Date: 06/29/17 12:33
Method: EPA 8270D

Tune Scan/Time Range: Average of 10.003 to 10.003 min

Tgt Mass	Rel Mass	Lo Lim	Hi Lim	Rel Abund	Raw Abund	Pass/ Fail
51	198	30	60	45.2	39376	PASS
68	69	0.00	2	0.0	0	PASS
69	198	0.00	100	45.8	39848	PASS
70	69	0.00	2	0.6	226	PASS
127	198	40	60	52.4	45592	PASS
197	198	0.00	1	0.0	0	PASS
198	198	100	100	100.0	87080	PASS
199	198	5	9	7.1	6198	PASS
275	198	10	30	21.9	19112	PASS
365	198	1	100	2.3	2006	PASS
441	443	0.01	100	70.2	6486	PASS
442	198	40	100	53.8	46888	PASS
443	442	17	23	19.7	9242	PASS

Data File	Sample Number	Analysis Date:
7M85125.D	CAL BNA@50PPM	06/29/17 12:56
7M85126.D	SMB60308	06/29/17 13:35
7M85127.D	SMB60311	06/29/17 14:02
7M85128.D	AC98693-001	06/29/17 14:25
7M85129.D	AC98693-002	06/29/17 14:48
7M85130.D	AC98693-003	06/29/17 15:11
7M85131.D	AC98703-002	06/29/17 15:35
7M85132.D	AC98711-003(5X)	06/29/17 15:58
7M85133.D	AC98711-001	06/29/17 16:22
7M85134.D	AC98711-002	06/29/17 16:45
7M85135.D	AC98711-004	06/29/17 17:08
7M85136.D	AC98597-003	06/29/17 17:32
7M85137.D	AC98687-004	06/29/17 17:55
7M85138.D	AC98687-005	06/29/17 18:19
7M85139.D	AC98687-006	06/29/17 18:42
7M85140.D	AC98687-010	06/29/17 19:06
7M85141.D	AC98694-002	06/29/17 19:29
7M85142.D	AC98694-003	06/29/17 19:52
7M85143.D	AC98694-004	06/29/17 20:16
7M85144.D	AC98694-005	06/29/17 20:39
7M85145.D	AC98694-006	06/29/17 21:02
7M85146.D	AC98694-007	06/29/17 21:25
7M85147.D	AC98694-008	06/29/17 21:49
7M85148.D	AC98694-009	06/29/17 22:12
7M85149.D	AC98694-010	06/29/17 22:35
7M85150.D	AC98694-011	06/29/17 22:58
7M85151.D	AC98694-012	06/29/17 23:21
7M85152.D	AC98601-001	06/29/17 23:44
7M85153.D	AC98601-004	06/30/17 00:07

Data Path : G:\GcMsData\2017\GCMS_7\Data\06-29-17\
Data File : 7M85124.D
Acq On : 29 Jun 2017 12:33
Operator : AH/JB
Sample : CAL DFTPP
Misc : A,BNA
ALS Vial : 1 Sample Multiplier: 1

Integration File: LSCINT.P

Method : G:\GCMSDATA\2017\GCMS_7\METHODQT\7M_0605.M
Title : @GCMS_7,mg,625,8270
Last Update : Mon Jun 05 14:38:54 2017

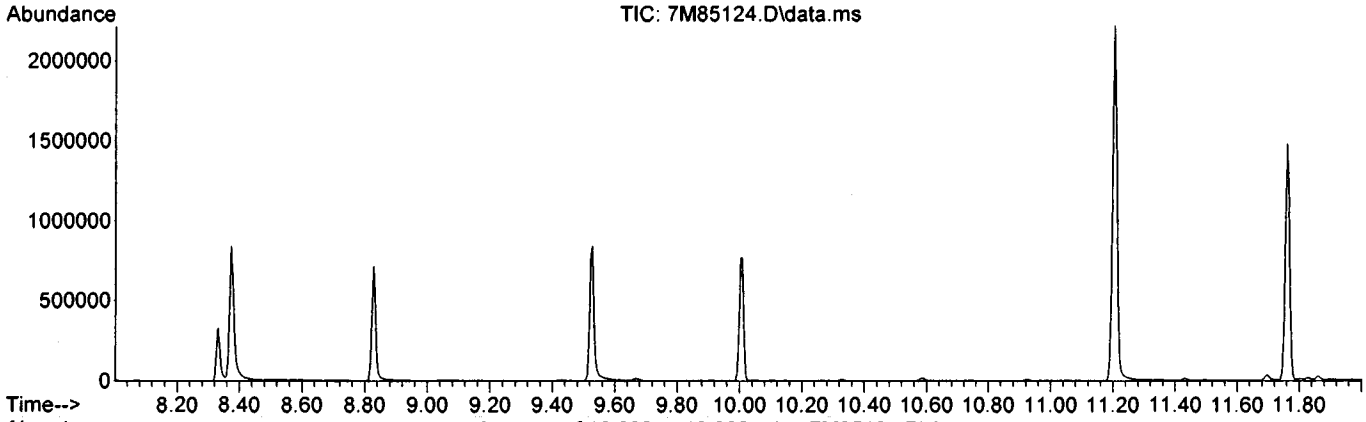

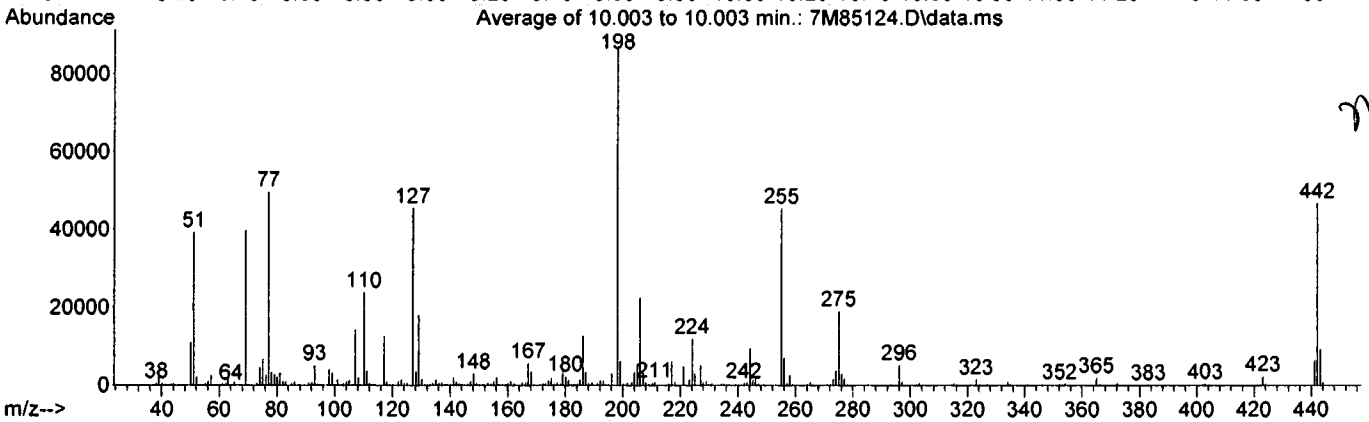

Spectrum Information: Average of 10.003 to 10.003 min.

Target Mass	Rel. to Mass	Lower Limit%	Upper Limit%	Rel. Abn%	Raw Abn	Result Pass/Fail
51	198	30	60	45.2	39376	PASS
68	69	0.00	2	0.0	0	PASS
69	198	0.00	100	45.8	39848	PASS
70	69	0.00	2	0.6	226	PASS
127	198	40	60	52.4	45592	PASS
197	198	0.00	1	0.0	0	PASS
198	198	100	100	100.0	87080	PASS
199	198	5	9	7.1	6198	PASS
275	198	10	30	21.9	19112	PASS
365	198	1	100	2.3	2006	PASS
441	443	0.01	100	70.2	6486	PASS
442	198	40	100	53.8	46888	PASS
443	442	17	23	19.7	9242	PASS

Form 5

Tune Name: CAL DFTPP
Instrument: GCMS 7

Data File: 7M85154.D
Analysis Date: 06/30/17 08:54
Method: EPA 8270D

Tune Scan/Time Range: Scan 1427

Tgt Mass	Rel Mass	Lo Lim	Hi Lim	Rel Abund	Raw Abund	Pass/ Fail
51	198	30	60	42.0	64904	PASS
68	69	0.00	2	0.0	0	PASS
69	198	0.00	100	42.1	65112	PASS
70	69	0.00	2	0.5	355	PASS
127	198	40	60	52.3	80936	PASS
197	198	0.00	1	0.0	0	PASS
198	198	100	100	100.0	154624	PASS
199	198	5	9	6.7	10387	PASS
275	198	10	30	23.4	36256	PASS
365	198	1	100	2.9	4481	PASS
441	443	0.01	100	75.0	13798	PASS
442	198	40	100	63.2	97656	PASS
443	442	17	23	18.8	18400	PASS

Data File	Sample Number	Analysis Date:
7M85155.D	CAL BNA@50PPM	06/30/17 09:30
7M85156.D	AC98694-001	06/30/17 10:09
7M85157.D	SMB60311	06/30/17 10:32
7M85158.D	AC98714-001	06/30/17 10:55
7M85159.D	AC98714-002	06/30/17 11:18
7M85160.D	AC98700-004	06/30/17 11:42
7M85161.D	AC98700-005	06/30/17 12:05
7M85162.D	AC98694-001	06/30/17 12:28
7M85163.D	98687-006(10X)	06/30/17 12:52
7M85164.D	AC98597-003(3X)	06/30/17 13:15
7M85165.D	AC98601-001(3X)	06/30/17 13:38
7M85166.D	AC98601-004(3X)	06/30/17 14:02
7M85167.D	AC98687-006(10X)	06/30/17 14:25
7M85168.D	AC98714-001(3X)	06/30/17 14:48
7M85169.D	SMB60320	06/30/17 15:12
7M85170.D	SMB60324	06/30/17 15:35
7M85171.D	AC98711-005	06/30/17 15:59
7M85172.D	AC98711-006	06/30/17 16:22
7M85173.D	AC98711-007	06/30/17 16:46
7M85174.D	AC98711-008	06/30/17 17:09
7M85175.D	AC98711-009	06/30/17 17:33
7M85176.D	AC98703-002(R)	06/30/17 17:57
7M85177.D	AC98597-003(3X)	06/30/17 18:20
7M85178.D	AC98597-003(3X)(	06/30/17 18:44
7M85179.D	AC98597-003(3X)(	06/30/17 19:07
7M85180.D	AC98601-002(3X)	06/30/17 19:30
7M85181.D	AC98601-005(3X)	06/30/17 19:54
7M85182.D	AC98716-001(3X)	06/30/17 20:17
7M85183.D	AC98722-001(3X)	06/30/17 20:41

Data Path : G:\GcMsData\2017\GCMS_7\Data\06-30-17\
Data File : 7M85154.D
Acq On : 30 Jun 2017 8:54
Operator : AH/JB
Sample : CAL DFTPP
Misc : A,BNA
ALS Vial : 1 Sample Multiplier: 1

Integration File: LSCINT.P

Method : G:\GCMSDATA\2017\GCMS_7\METHODQT\7M_0605.M
Title : @GCMS_7,mg,625,8270
Last Update : Mon Jun 05 14:38:54 2017

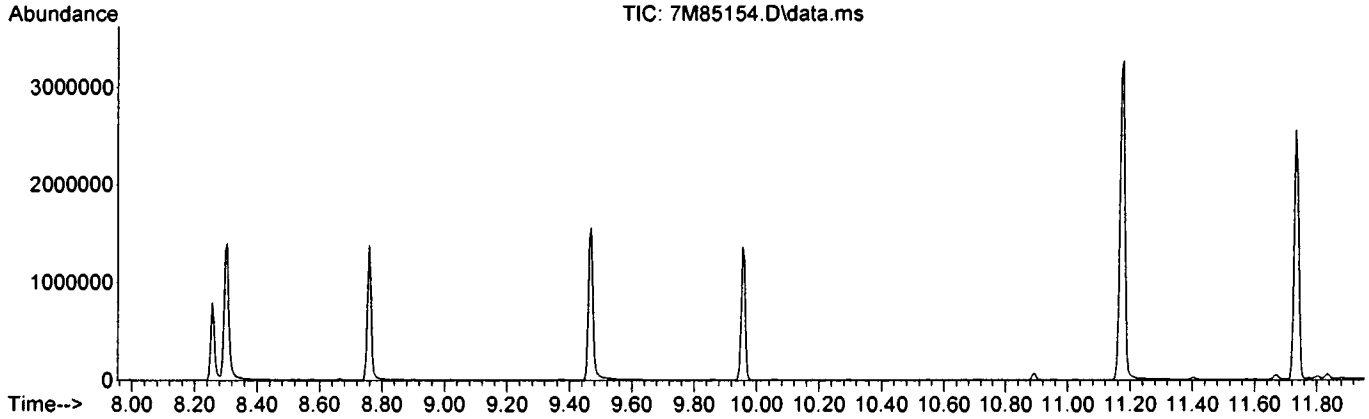

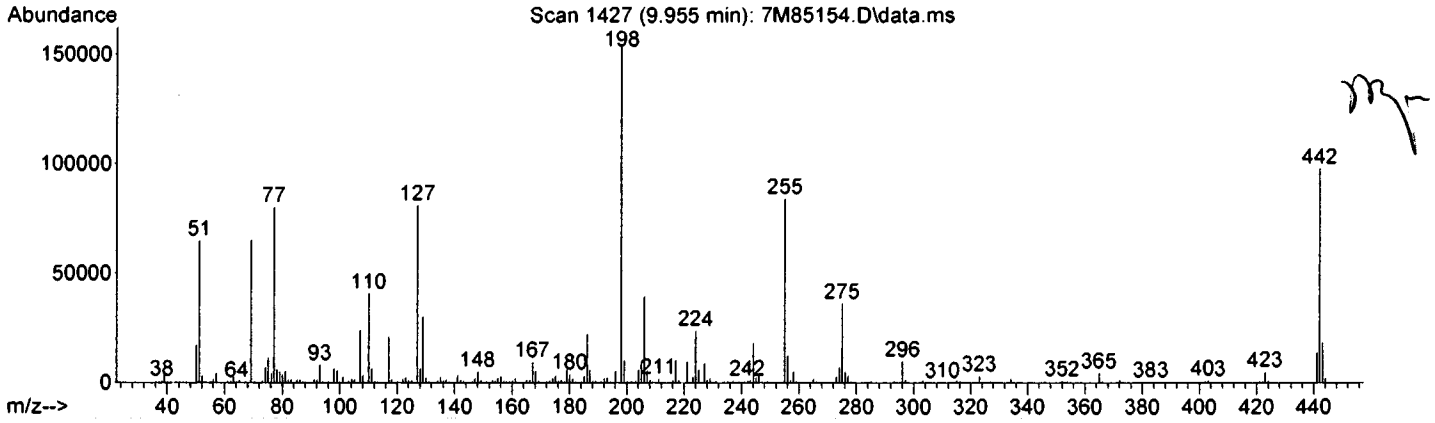

Spectrum Information: Scan 1427

Target Mass	Rel. to Mass	Lower Limit%	Upper Limit%	Rel. Abn%	Raw Abn	Result Pass/Fail
51	198	30	60	42.0	64904	PASS
68	69	0.00	2	0.0	0	PASS
69	198	0.00	100	42.1	65112	PASS
70	69	0.00	2	0.5	355	PASS
127	198	40	60	52.3	80936	PASS
197	198	0.00	1	0.0	0	PASS
198	198	100	100	100.0	154624	PASS
199	198	5	9	6.7	10387	PASS
275	198	10	30	23.4	36256	PASS
365	198	1	100	2.9	4481	PASS
441	443	0.01	100	75.0	13798	PASS
442	198	40	100	63.2	97656	PASS
443	442	17	23	18.8	18400	PASS

7062727 0178

Form 6
Initial Calibration

Method: EPA 8270D

Instrument: GCMS_7

Level #:	Data File:	Cal Identifier:	Analysis Date/Time	Level #:	Data File:	Cal Identifier:	Analysis Date/Time
1	7M84393.D	CAL BNA@50PPM	06/05/17 10:41	2	7M84400.D	CAL BNA@2PPM	06/05/17 13:29
3	7M84394.D	CAL BNA@10PPM	06/05/17 11:05	4	7M84399.D	CAL BNA@20PPM	06/05/17 13:05
5	7M84398.D	CAL BNA@80PPM	06/05/17 12:42	6	7M84397.D	CAL BNA@120PPM	06/05/17 12:18
7	7M84396.D	CAL BNA@160PPM	06/05/17 11:54	8	7M84395.D	CAL BNA@196PPM	06/05/17 11:31
9	7M84401.D	CAL BNA@.5PPM	06/05/17 13:53				

Compound	Col	Mr	Fit:	RF1	RF2	RF3	RF4	RF5	RF6	RF7	RF8	RF9	AvgRf	RT	Corr1	Corr2	%Rsd		Calibration Level Concentrations Lvl1	Lvl2	Lvl3	Lvl4	Lvl5	Lvl6	Lvl7	Lvl8	Lvl9
1,4-Dioxane	1	0	Qua	1.0447	1.6225	0.9559	1.0313	1.0238	1.0168	1.0156	0.9985	1.7485	1.16	2.57	1.00	1.00	26		50.00	2.00	10.00	20.00	80.00	120.0	160.0	196.0	0.50
Pyridine	1	0	Avg	2.9924	3.2136	2.5092	2.5974	2.8614	2.9575	2.8804	2.7809	-----	2.85	3.03	0.999	0.999	7.8		50.00	2.00	10.00	20.00	80.00	120.0	160.0	196.0	
N-Nitrosodimethylamin	1	0	Avg	1.6857	1.8380	1.4220	1.5470	1.6625	1.7173	1.6867	1.6590	-----	1.65	2.95	0.999	0.999	7.4		50.00	2.00	10.00	20.00	80.00	120.0	160.0	196.0	
2-Fluorophenol	1	0	Avg	2.4662	2.5965	2.0544	2.2444	2.4332	2.5140	2.4870	2.4238	-----	2.40	4.61	0.994	0.997	7.2		50.00	2.00	10.00	20.00	80.00	120.0	160.0	196.0	
Benzaldehyde	1	0	Avg	1.4611	1.6480	1.3238	1.4001	1.3858	1.3365	1.0988	1.1318	-----	1.35	5.42	0.982	0.994	13	0.01	50.00	2.00	10.00	20.00	80.00	120.0	160.0	196.0	
Aniline	1	0	Avg	3.2279	3.1027	2.5446	3.0505	3.6428	3.6969	3.6006	3.4341	4.1482	3.38	5.52	0.998	0.998	14		50.00	2.00	10.00	20.00	80.00	120.0	160.0	196.0	0.50
Pentachloroethane	1	0	Avg	0.8156	1.0078	0.7337	0.7887	0.8041	0.8131	0.7749	0.7619	-----	0.813	5.56	0.999	1.00	10	0.05	50.00	2.00	10.00	20.00	80.00	120.0	160.0	196.0	
bis(2-Chloroethyl)ether	1	0	Qua	2.5218	3.0116	2.2956	2.4027	2.4364	2.4562	2.3385	2.2654	4.0303	2.64	5.57	0.998	1.00	21	0.70	50.00	2.00	10.00	20.00	80.00	120.0	160.0	196.0	0.50
Phenol-d5	1	0	Avg	3.2759	3.3585	2.7999	2.9699	3.1846	3.2762	3.1739	3.0759	-----	3.14	5.49	0.999	1.00	5.9		50.00	2.00	10.00	20.00	80.00	120.0	160.0	196.0	
Phenol	1	0	Avg	3.5939	4.0509	3.1050	3.3188	3.5211	3.6051	3.4436	3.3151	-----	3.49	5.50	0.998	0.999	8.0	0.80	50.00	2.00	10.00	20.00	80.00	120.0	160.0	196.0	
2-Chlorophenol	1	0	Avg	2.7156	2.9363	2.4006	2.5557	2.6626	2.7259	2.6585	2.5758	-----	2.65	5.62	0.999	1.00	5.9	0.80	50.00	2.00	10.00	20.00	80.00	120.0	160.0	196.0	
N-Decane	1	0	Avg	2.2038	2.6247	2.0058	2.1170	2.1078	2.0901	1.9259	1.8947	-----	2.12	5.68	0.996	0.999	11	0.05	50.00	2.00	10.00	20.00	80.00	120.0	160.0	196.0	
1,3-Dichlorobenzene	1	0	Avg	2.8703	3.4818	2.5616	2.7498	2.7815	2.8143	2.7067	2.6261	-----	2.82	5.76	0.998	1.00	10		50.00	2.00	10.00	20.00	80.00	120.0	160.0	196.0	
1,4-Dichlorobenzene	1	0	Avg	1.5137	1.9068	1.3939	1.4621	1.5040	1.5202	1.4548	1.4336	-----	1.52	5.81	0.999	1.00	11		50.00	2.00	10.00	20.00	80.00	120.0	160.0	196.0	
1,2-Dichlorobenzene	1	0	Avg	1.4558	1.7335	1.2978	1.3712	1.4064	1.4552	1.3824	1.3602	-----	1.43	5.94	0.999	0.999	9.2		50.00	2.00	10.00	20.00	80.00	120.0	160.0	196.0	
Benzyl alcohol	1	0	Avg	0.9237	0.9811	0.7796	0.8410	0.9111	0.9394	0.9143	0.9031	-----	0.899	5.92	0.999	0.999	6.9		50.00	2.00	10.00	20.00	80.00	120.0	160.0	196.0	
bis(2-chloroisopropyl)e	1	0	Avg	1.4401	1.7365	1.3011	1.3553	1.3827	1.4105	1.3201	1.3090	-----	1.41	6.03	0.998	0.999	10	0.01	50.00	2.00	10.00	20.00	80.00	120.0	160.0	196.0	
2-Methylphenol	1	0	Avg	1.2796	1.4486	1.1327	1.1845	1.2405	1.3011	1.2541	1.2287	1.7684	1.32	6.01	0.999	0.999	15	0.70	50.00	2.00	10.00	20.00	80.00	120.0	160.0	196.0	0.50
Acetophenone	1	0	Avg	1.7788	2.1694	1.6178	1.6997	1.6850	1.6515	1.4334	1.4290	-----	1.68	6.13	0.992	0.998	14	0.01	50.00	2.00	10.00	20.00	80.00	120.0	160.0	196.0	
Hexachloroethane	1	0	Avg	0.5418	0.6090	0.4792	0.5108	0.5273	0.5418	0.5208	0.5122	-----	0.530	6.22	0.999	1.00	7.1	0.30	50.00	2.00	10.00	20.00	80.00	120.0	160.0	196.0	
N-Nitroso-di-n-propyla	1	0	Qua	0.9187	1.1038	0.8266	0.8737	0.8601	0.8309	0.7273	0.7175	1.2773	0.904	6.13	0.992	0.999	20	0.50	50.00	2.00	10.00	20.00	80.00	120.0	160.0	196.0	0.50
3&4-Methylphenol	1	0	Avg	1.3236	1.4774	1 1923	1.2379	1.2854	1.2576	1.0944	1.0838	1.7627	1.30	6.13	0.991	0.998	16		50.00	2.00	10.00	20.00	80.00	120.0	160.0	196.0	0.50
Nitrobenzene-d5	1	0	Avg	0.1641	0.1840	0.1395	0.1476	0.1643	0.1692	0.1672	0.1668	-----	0.163	6.25	1.00	1.00	8.4		25.00	1.00	5.00	10.00	40.00	60.00	80.00	98.00	
Nitrobenzene	1	0	Avg	0.3431	0.3856	0.2990	0.3129	0.3283	0.3326	0.3200	0.3204	-----	0.330	6.26	0.999	1.00	7.9	0.20	50.00	2.00	10.00	20.00	80.00	120.0	160.0	196.0	
Isophorone	1	0	Avg	0.6286	0.6782	0.5347	0.5733	0.6215	0.6173	0.5989	0.6014	-----	0.607	6.46	0.999	1.00	6.9	0.40	50.00	2.00	10.00	20.00	80.00	120.0	160.0	196.0	
2-Nitrophenol	1	0	Avg	0.1932	0.1842	0.1489	0.1644	0.1904	0.1982	0.1964	0.1947	-----	0.184	6.52	1.00	1.00	9.7	0.10	50.00	2.00	10.00	20.00	80.00	120.0	160.0	196.0	
2,4-Dimethylphenol	1	0	Avg	0.3390	0.3693	0.2886	0.3079	0.3326	0.3346	0.3210	0.3197	0.4773	0.343	6.55	0.999	0.999	16	0.20	50.00	2.00	10.00	20.00	80.00	120.0	160.0	196.0	0.50
Benzoic Acid	1	0	Qua	0.1471	-----	0.0311	0.0606	0.1946	0.2323	0.2620	0.2479	-----	0.168	6.61	0.992	0.993	55		50.00		10.00	20.00	80.00	120.0	160.0	196.0	
bis(2-Chloroethoxy)me	1	0	Avg	0.4048	0.4717	0.3595	0.3735	0.3971	0.3976	0.3822	0.3796	-----	0.396	6.62	0.999	1.00	8.6	0.30	50.00	2.00	10.00	20.00	80.00	120.0	160.0	196.0	
2,4-Dichlorophenol	1	0	Avg	0.3046	0.3071	0.2598	0.2739	0.3047	0.3094	0.3047	0.3001	0.3718	0.304	6.71	0.999	0.999	10	0.20	50.00	2.00	10.00	20.00	80.00	120.0	160.0	196.0	0.50
1,2,4-Trichlorobenzen	1	0	Avg	0.3271	0.3817	0.2890	0.3002	0.3210	0.3254	0.3146	0.3116	-----	0.321	6.78	0.999	1.00	8.6		50.00	2.00	10.00	20.00	80.00	120.0	160.0	196.0	
Naphthalene	1	0	Qua	1.0506	1.2920	0.9225	0.9718	1.0260	1.0180	0.9617	0.9603	1.7304	1.10	6.84	0.998	1.00	23	0.70	50.00	2.00	10.00	20.00	80.00	120.0	160.0	196.0	0.50
4-Chloroaniline	1	0	Qua	0.3309	0.3610	0.2898	0.3141	0.3660	0.3083	0.2226	0.2219	0.4167	0.315	6.87	0.958	0.989	20	0.01	50.00	2.00	10.00	20.00	80.00	120.0	160.0	196.0	0.50
Hexachlorobutadiene	1	0	Avg	0.1738	0.2129	0.1530	0.1588	0.1705	0.1732	0.1710	0.1685	-----	0.173	6.93	1.00	1.00	10	0.01	50.00	2.00	10.00	20.00	80.00	120.0	160.0	196.0	
Caprolactam	1	0	Avg	0.1205	0.1057	0.0956	0.1040	0.1209	0.1225	0.1310	0.1311	-----	0.116	7.14	0.997	0.999	11	0.01	50.00	2.00	10.00	20.00	80.00	120.0	160.0	196.0	
4-Chloro-3-methylphe	1	0	Avg	0.2976	0.3054	0.2544	0.2661	0.2934	0.2981	0.2901	0.2880	-----	0.287	7.24	0.999	0.999	6.1	0.20	50.00	2.00	10.00	20.00	80.00	120.0	160.0	196.0	
2-Methylnaphthalene	1	0	Avg	0.7538	0.9008	0.6523	0.6952	0.7394	0.7435	0.6965	0.6962	-----	0.735	7.37	0.998	0.999	10	0.40	50.00	2.00	10.00	20.00	80.00	120.0	160.0	196.0	
1-Methylnaphthalene	1	0	Avg	0.6952	0.8272	0.6160	0.6415	0.6815	0.6852	0.6517	0.6473	-----	0.681	7.46	0.999	1.00	9.5	0.40	50.00	2.00	10.00	20.00	80.00	120.0	160.0	196.0	
Methylnaphthalenes (	1	0	Avg	0.7244	0.8640	0.6342	0.6692	0.7102	0.7143	0.6740	0.6718	-----	0.708	7.37	0.998	1.00	9.9		100.0	4.00	20.00	40.00	160.0	240.0	320.0	392.0	
1,1'-Biphenyl	1	0	Avg	0.8890	1.0374	0.7661	0.8258	0.8724	0.8790	0.8291	0.8275	-----	0.866	7.75	0.998	1.00	9.2	0.01	50.00	2.00	10.00	20.00	80.00	120.0	160.0	196.0	
1,2,4,5-Tetrachloroben	1	0	Avg	0.5283	0.6396	0.4656	0.4902	0.5231	0.5275	0.5052	0.5010	-----	0.523	7.51	0.999	0.999	9.9	0.01	50.00	2.00	10.00	20.00	80.00	120.0	160.0	196.0	

Flags
a - failed the min rf criteria
c - failed the minimum correlation coeff criteria(if applicable)

Note: Avg Rsd: 11.8
Corr 1 = Correlation Coefficient for linear Eq.
Corr 2 = Correlation Coefficient for quad Eq.
Fit = Indicates whether Avg RF, Linear, or Quadratic Curve was used for compound.

7062727 0179

Method: EPA 8270D

Form 6
Initial Calibration

Instrument: GCMS_7

Level #:	Data File:	Cal Identifier:	Analysis Date/Time	Level #:	Data File:	Cal Identifier:	Analysis Date/Time
1	7M84393.D	CAL BNA@50PPM	06/05/17 10:41	2	7M84400.D	CAL BNA@2PPM	06/05/17 13:29
3	7M84394.D	CAL BNA@10PPM	06/05/17 11:05	4	7M84399.D	CAL BNA@20PPM	06/05/17 13:05
5	7M84398.D	CAL BNA@80PPM	06/05/17 12:42	6	7M84397.D	CAL BNA@120PPM	06/05/17 12:18
7	7M84396.D	CAL BNA@160PPM	06/05/17 11:54	8	7M84395.D	CAL BNA@196PPM	06/05/17 11:31
9	7M84401.D	CAL BNA@.5PPM	06/05/17 13:53				

Compound	Col	Mr	Fit:	RF1	RF2	RF3	RF4	RF5	RF6	RF7	RF8	RF9	AvgRf	RT	Corr1	Corr2	%Rsd		Calibration Level Concentrations Lvl1	Lvl2	Lvl3	Lvl4	Lvl5	Lvl6	Lvl7	Lvl8	Lvl9
Hexachlorocyclopenta	1	0	Qua	0.2451	0.0975	0.1312	0.1760	0.2660	0.2879	0.2925	0.2857	-----	0.223	7.50	0.998	0.998	35	0.05	50.00	2.00	10.00	20.00	80.00	120.0	160.0	196.0	
2,4,6-Trichlorophenol	1	0	Avg	0.3678	0.3399	0.3079	0.3475	0.3713	0.3800	0.3760	0.3726	-----	0.358	7.60	1.00	1.00	6.9	0.20	50.00	2.00	10.00	20.00	80.00	120.0	160.0	196.0	
2,4,5-Trichlorophenol	1	0	Avg	0.3896	0.3693	0.3214	0.3218	0.3870	0.3964	0.3935	0.3872	-----	0.371	7.63	1.00	1.00	8.5	0.20	50.00	2.00	10.00	20.00	80.00	120.0	160.0	196.0	
2-Fluorobiphenyl	1	0	Avg	1.3002	1.5240	1.1656	1.1884	1.2741	1.3114	1.2915	1.2697	-----	1.29	7.66	0.999	0.999	8.4		25.00	1.00	5.00	10.00	40.00	60.00	80.00	98.00	
2-Chloronaphthalene	1	0	Avg	1.1386	1.3431	1.0028	1.0412	1.0934	1.1026	1.0537	1.0447	-----	1.10	7.78	0.999	1.00	9.6	0.80	50.00	2.00	10.00	20.00	80.00	120.0	160.0	196.0	
1,4-Dimethylnaphthale	1	0	Avg	0.9289	1.0913	0.8114	0.8456	0.8994	0.8898	0.8095	0.8120	-----	0.886	8.06	0.997	0.999	11		50.00	2.00	10.00	20.00	80.00	120.0	160.0	196.0	
Dimethylnaphthalenes	1	0	Avg	0.9289	1.0913	0.8114	0.8456	0.8994	0.8898	0.8095	0.8120	-----	0.886	8.06	0.997	0.999	11		50.00	2.00	10.00	20.00	80.00	120.0	160.0	196.0	
Diphenyl Ether	1	0	Avg	0.7749	0.9169	0.6808	0.7222	0.7622	0.7727	0.7436	0.7310	-----	0.763	7.83	0.999	1.00	9.1		50.00	2.00	10.00	20.00	80.00	120.0	160.0	196.0	
2-Nitroaniline	1	0	Avg	0.3445	0.3503	0.2935	0.3074	0.3326	0.3287	0.3121	0.3078	-----	0.322	7.85	0.998	1.00	6.2	0.01	50.00	2.00	10.00	20.00	80.00	120.0	160.0	196.0	
Coumarin	1	0	Avg	0.4751	0.5340	0.4164	0.4351	0.4645	0.4644	0.4442	0.4446	-----	0.460	8.03	0.999	1.00	7.7		50.00	2.00	10.00	20.00	80.00	120.0	160.0	196.0	
Acenaphthylene	1	0	Avg	1.7639	2.0173	1.5253	1.6256	1.7419	1.7439	1.6659	1.6603	-----	1.72	8.13	0.999	0.999	8.4	0.90	50.00	2.00	10.00	20.00	80.00	120.0	160.0	196.0	
Dimethylphthalate	1	0	Avg	1.2766	1.4463	1.0965	1.1602	1.2529	1.2554	1.2050	1.1965	-----	1.24	7.99	0.999	1.00	8.3	0.01	50.00	2.00	10.00	20.00	80.00	120.0	160.0	196.0	
2,6-Dinitrotoluene	1	0	Avg	0.3033	0.2799	0.2494	0.2674	0.2947	0.2955	0.2696	0.2698	-----	0.279	8.05	0.996	0.999	6.5	0.20	50.00	2.00	10.00	20.00	80.00	120.0	160.0	196.0	
Acenaphthene	1	0	Avg	1.1198	1.3229	0.9686	1.0253	1.0943	1.0979	1.0316	1.0191	-----	1.08	8.28	0.998	1.00	10	0.90	50.00	2.00	10.00	20.00	80.00	120.0	160.0	196.0	
3-Nitroaniline	1	0	Qua	0.3060	0.2733	0.2510	0.2843	0.3119	0.3047	0.2714	0.2705	-----	0.284	8.20	0.993	0.998	7.6	0.01	50.00	2.00	10.00	20.00	80.00	120.0	160.0	196.0	
2,4-Dinitrophenol	1	0	Qua	0.0901	-----	0.0169	0.0447	0.1287	0.1464	0.1581	0.1527	-----	0.105	8.29	0.995	0.995	53	0.01	50.00		10.00	20.00	80.00	120.0	160.0	196.0	
Dibenzofuran	1	0	Qua	1.6445	1.9516	1.4247	1.5138	1.6212	1.6212	1.5447	1.5515	2.7017	1.73	8.44	0.999	1.00	23	0.80	50.00	2.00	10.00	20.00	80.00	120.0	160.0	196.0	0.50
2,4-Dinitrotoluene	1	0	Avg	0.4076	0.2848	0.2936	0.3469	0.4039	0.4097	0.4124	0.4059	-----	0.371	8.41	1.00	1.00	15	0.20	50.00	2.00	10.00	20.00	80.00	120.0	160.0	196.0	
4-Nitrophenol	1	0	Avg	0.2252	0.1553	0.1641	0.1868	0.2200	0.2244	0.2184	0.2186	-----	0.202	8.33	0.999	1.00	14	0.01	50.00	2.00	10.00	20.00	80.00	120.0	160.0	196.0	
2,3,4,6-Tetrachlorophe	1	0	Avg	0.3243	0.2290	0.2446	0.2825	0.3280	0.3391	0.3438	0.3416	-----	0.304	8.54	1.00	1.00	15	0.01	50.00	2.00	10.00	20.00	80.00	120.0	160.0	196.0	
Fluorene	1	0	Avg	1.3581	1.5168	1.1723	1.2456	1.3139	1.2996	1.2158	1.2211	-----	1.29	8.76	0.998	0.999	8.4	0.90	50.00	2.00	10.00	20.00	80.00	120.0	160.0	196.0	
4-Chlorophenyl-phenyl	1	0	Avg	0.6435	0.7165	0.5527	0.5893	0.6458	0.6406	0.6276	0.6244	-----	0.630	8.75	1.00	1.00	7.5	0.40	50.00	2.00	10.00	20.00	80.00	120.0	160.0	196.0	
Diethylphthalate	1	0	Avg	1.2587	1.3439	1.0644	1.1150	1.2362	1.2372	1.1826	1.1879	-----	1.20	8.62	0.999	1.00	7.2	0.01	50.00	2.00	10.00	20.00	80.00	120.0	160.0	196.0	
4-Nitroaniline	1	0	Avg	0.3626	0.3029	0.2849	0.3147	0.3552	0.3555	0.3418	0.3430	-----	0.333	8.76	0.999	1.00	8.5	0.01	50.00	2.00	10.00	20.00	80.00	120.0	160.0	196.0	
Atrazine	1	0	Avg	0.3537	0.3146	0.2809	0.3098	0.3464	0.3520	0.3447	0.3466	-----	0.331	9.38	1.00	1.00	7.9	0.01	50.00	2.00	10.00	20.00	80.00	120.0	160.0	196.0	
4,6-Dinitro-2-methylph	1	0	Qua	0.0945	-----	0.0342	0.0616	0.1159	0.1279	0.1364	0.1318	-----	0.100	8.79	0.995	0.997	39	0.01	50.00		10.00	20.00	80.00	120.0	160.0	196.0	
n-Nitrosodiphenylamin	1	0	Avg	0.6318	0.6910	0.5408	0.5756	0.6329	0.6464	0.6291	0.6208	-----	0.621	8.86	0.999	0.999	7.3	0.01	50.00	2.00	10.00	20.00	80.00	120.0	160.0	196.0	
2,4,6-Tribromophenol	1	0	Avg	0.1009	0.0766	0.0753	0.0814	0.1031	0.1116	0.1171	0.1137	-----	0.0975	8.99	0.998	0.999	18		50.00	2.00	10.00	20.00	80.00	120.0	160.0	196.0	
1,2-Diphenylhydrazine	1	0	Avg	0.6524	0.7061	0.5702	0.5920	0.6440	0.6476	0.6662	0.6622	-----	0.643	8.90	0.999	1.00	6.7		50.00	2.00	10.00	20.00	80.00	120.0	160.0	196.0	
4-Bromophenyl-phenyl	1	0	Avg	0.2076	0.2206	0.1741	0.1810	0.2095	0.2172	0.2195	0.2145	-----	0.206	9.23	0.999	0.999	8.7	0.10	50.00	2.00	10.00	20.00	80.00	120.0	160.0	196.0	
Hexachlorobenzene	1	0	Avg	0.2191	0.2589	0.1886	0.1952	0.2206	0.2276	0.2303	0.2267	-----	0.221	9.31	0.992	0.997	9.9	0.10	50.00	2.00	10.00	20.00	80.00	120.0	160.0	196.0	
N-Octadecane	1	0	Avg	0.3621	0.3514	0.3020	0.3246	0.3560	0.3455	0.3133	0.3108	-----	0.333	9.58	0.994	0.999	7.0	0.05	50.00	2.00	10.00	20.00	80.00	120.0	160.0	196.0	
Pentachlorophenol	1	0	Qua	0.1012	-----	0.0469	0.0669	0.1157	0.1257	0.1364	0.1339	-----	0.104	9.50	0.996	0.999	33	0.05 a	50.00		10.00	20.00	80.00	120.0	160.0	196.0	
Phenanthrene	1	0	Avg	1.0774	1.3048	0.9389	0.9739	1.0624	1.0688	1.0222	1.0204	-----	1.06	9.74	0.999	0.999	10	0.70	50.00	2.00	10.00	20.00	80.00	120.0	160.0	196.0	
Anthracene	1	0	Avg	1.1247	1.2125	0.9442	1.0015	1.1121	1.1135	1.0745	1.0644	-----	1.08	9.79	0.999	1.00	7.5	0.70	50.00	2.00	10.00	20.00	80.00	120.0	160.0	196.0	
Carbazole	1	0	Avg	1.0353	1.1048	0.8639	0.9263	1.0218	1.0329	0.9905	0.9906	-----	0.996	9.95	0.999	1.00	7.4	0.01	50.00	2.00	10.00	20.00	80.00	120.0	160.0	196.0	
Di-n-butylphthalate	1	0	Qua	1.2026	1.0901	0.9435	1.0282	1.1766	1.1858	1.1141	1.1132	1.3456	1.13	10.33	0.998	0.999	10	0.01	50.00	2.00	10.00	20.00	80.00	120.0	160.0	196.0	0.50
Fluoranthene	1	0	Avg	1.2467	1.2826	0.9992	1.0714	1.2140	1.2113	1.1662	1.1526	-----	1.17	11.06	0.999	1.00	8.0	0.60	50.00	2.00	10.00	20.00	80.00	120.0	160.0	196.0	
Pyrene	1	0	Avg	1.2166	1.2778	1.0046	1.0745	1.2016	1.2386	1.2025	1.1903	-----	1.18	11.32	0.999	1.00	7.7	0.60	50.00	2.00	10.00	20.00	80.00	120.0	160.0	196.0	
Benzidine	1	0	Qua	0.3733	0.1799	0.2146	0.2911	0.4762	0.4715	-----	-----	-----	0.334	11.21	0.981	0.994	38		50.00	2.00	10.00	20.00	80.00	120.0			
Terphenyl-d14	1	0	Avg	0.5956	0.6116	0.4742	0.5067	0.5934	0.6216	0.6246	0.6367	-----	0.583	11.50	0.998	0.999	10		25.00	1.00	5.00	10.00	40.00	60.00	80.00	96.00	

Flags
a - failed the min rf criteria
c - failed the minimum correlation coeff criteria(if applicable)

Note: Avg Rsd: 11.8
Corr 1 = Correlation Coefficient for linear Eq.
Corr 2 = Correlation Coefficient for quad Eq.
Fit = Indicates whether Avg RF, Linear, or Quadratic Curve was used for compound.

Form 6
Initial Calibration

Method: EPA 8270D

Instrument: GCMS_7

Level #:	Data File:	Cal Identifier:	Analysis Date/Time	Level #:	Data File:	Cal Identifier:	Analysis Date/Time
1	7M84393.D	CAL BNA@50PPM	06/05/17 10:41	2	7M84400.D	CAL BNA@2PPM	06/05/17 13:29
3	7M84394.D	CAL BNA@10PPM	06/05/17 11:05	4	7M84399.D	CAL BNA@20PPM	06/05/17 13:05
5	7M84398.D	CAL BNA@80PPM	06/05/17 12:42	6	7M84397.D	CAL BNA@120PPM	06/05/17 12:18
7	7M84396.D	CAL BNA@160PPM	06/05/17 11:54	8	7M84395.D	CAL BNA@196PPM	06/05/17 11:31
9	7M84401.D	CAL BNA@.5PPM	06/05/17 13:53				

Compound	Col	Mr	Fit:	RF1	RF2	RF3	RF4	RF5	RF6	RF7	RF8	RF9	AvgRf	RT	Corr1	Corr2	%Rsd		Calibration Level Concentrations Lvl1	Lvl2	Lvl3	Lvl4	Lvl5	Lvl6	Lvl7	Lvl8	Lvl9
4,4'-DDE	1	0	Avg	0.2232	0.2273	0.1817	0.1915	0.2244	0.2338	0.2349	0.2318	-----	0.219	11.44	1.00	1.00	9.3		50.00	2.00	10.00	20.00	80.00	120.0	160.0	196.0	
4,4'-DDD	1	0	Avg	0.4328	0.3706	0.3285	0.3624	0.4316	0.4465	0.4456	0.4405	-----	0.407	11.84	0.998	0.999	11		50.00	2.00	10.00	20.00	80.00	120.0	160.0	196.0	
Butylbenzylphthalate	1	0	Avg	0.4989	0.4167	0.3834	0.4159	0.4986	0.5138	0.4976	0.4994	-----	0.466	12.09	0.999	1.00	11	0.01	50.00	2.00	10.00	20.00	80.00	120.0	160.0	196.0	
4,4'-DDT	1	0	Avg	0.3629	0.2318	0.2430	0.2840	0.3719	0.3796	0.3649	0.3649	-----	0.325	12.19	0.997	0.998	19		50.00	2.00	10.00	20.00	80.00	120.0	160.0	196.0	
3,3'-Dichlorobenzidine	1	0	Qua	0.3116	0.2600	0.2576	0.2793	0.3360	0.3081	0.2585	0.2586	-----	0.284	12.71	0.980	0.995	11	0.01	50.00	2.00	10.00	20.00	80.00	120.0	160.0	196.0	
Benzo[a]anthracene	1	0	Avg	1.0710	1.1863	0.9005	0.9319	1.0804	1.0989	1.0718	1.0741	-----	1.05	12.74	1.00	1.00	8.8	0.80	50.00	2.00	10.00	20.00	80.00	120.0	160.0	196.0	
Chrysene	1	0	Avg	0.9958	1.1548	0.8375	0.8791	0.9926	0.9963	0.9400	0.9411	-----	0.967	12.78	0.998	0.999	9.8	0.70	50.00	2.00	10.00	20.00	80.00	120.0	160.0	196.0	
bis(2-Ethylhexyl)phthal	1	0	Qua	0.6580	0.5612	0.5208	0.5564	0.6506	0.6537	0.5841	0.5849	-----	0.596	12.79	0.994	0.998	8.7	0.01	50.00	2.00	10.00	20.00	80.00	120.0	160.0	196.0	
Di-n-octylphthalate	1	0	Qua	1.3007	0.9536	0.9417	1.0065	1.2853	1.3331	1.2679	1.2683	-----	1.17	13.53	0.999	0.999	15	0.01	50.00	2.00	10.00	20.00	80.00	120.0	160.0	196.0	
Benzo[b]fluoranthene	1	0	Avg	1.2535	1.0216	0.9577	0.9455	1.1517	1.2156	1.1801	1.1840	-----	1.11	13.96	0.998	0.998	11	0.70	50.00	2.00	10.00	20.00	80.00	120.0	160.0	196.0	
Benzo[k]fluoranthene	1	0	Avg	1.0792	1.2323	0.9510	0.9860	1.1693	1.1985	1.1623	1.1380	-----	1.11	13.99	0.999	0.999	9.1	0.70	50.00	2.00	10.00	20.00	80.00	120.0	160.0	196.0	
Benzo[a]pyrene	1	0	Avg	1.1018	1.0424	0.8482	0.9355	1.1036	1.1597	1.1381	1.1263	-----	1.06	14.31	0.999	0.999	10	0.70	50.00	2.00	10.00	20.00	80.00	120.0	160.0	196.0	
Indeno[1,2,3-cd]pyren	1	0	Avg	1.2149	1.1942	0.9527	1.0131	1.2462	1.3187	1.3170	1.3065	-----	1.20	15.68	0.997	0.998	12	0.50	50.00	2.00	10.00	20.00	80.00	120.0	160.0	196.0	
Dibenzo[a,h]anthracen	1	0	Avg	1.0172	0.9816	0.7942	0.8542	1.0466	1.1104	1.1052	1.1037	-----	1.00	15.70	0.999	0.999	12	0.40	50.00	2.00	10.00	20.00	80.00	120.0	160.0	196.0	
Benzo[g,h,i]perylene	1	0	Avg	1.0298	1.1236	0.8246	0.8597	1.0469	1.1018	1.1042	1.0994	-----	1.02	16.05	0.999	1.00	11	0.50	50.00	2.00	10.00	20.00	80.00	120.0	160.0	196.0	

Flags
a - failed the min rf criteria
c - failed the minimum correlation coeff criteria(if applicable)

Note: Avg Rsd: 11.8
Corr 1 = Correlation Coefficient for linear Eq.
Corr 2 = Correlation Coefficient for quad Eq.
Fit = Indicates whether Avg RF, Linear, or Quadratic Curve was used for compound.

7062727 0180

7062727 0181

Form 6
Initial Calibration

Method: EPA 8270D

Instrument: GCMS_10

Level #:	Data File:	Cal Identifier:	Analysis Date/Time	Level #:	Data File:	Cal Identifier:	Analysis Date/Time
1	10M63319.D	CAL BNA@50PPM	06/06/17 14:11	2	10M63320.D	CAL BNA@2PPM	06/06/17 14:34
3	10M63311.D	CAL BNA@10PPM	06/06/17 11:01	4	10M63318.D	CAL BNA@20PPM	06/06/17 13:49
5	10M63317.D	CAL BNA@80PPM	06/06/17 13:26	6	10M63316.D	CAL BNA@120PPM	06/06/17 13:04
7	10M63315.D	CAL BNA@160PPM	06/06/17 12:41	8	10M63314.D	CAL BNA@196PPM	06/06/17 12:19
9	10M63312.D	CAL BNA@0.5PPM	06/06/17 11:34				

Compound	Col	Mr	Fit:	RF1	RF2	RF3	RF4	RF5	RF6	RF7	RF8	RF9	AvgRf	RT	Corr1	Corr2	%Rsd		Calibration Level Concentrations Lvl1	Lvl2	Lvl3	Lvl4	Lvl5	Lvl6	Lvl7	Lvl8	Lvl9
1,4-Dioxane	1	0	Qua	1.1089	1.4476	1.0231	1.0214	1.0775	1.1033	1.1054	1.0922	1.5997	1.18	2.52	0.999	1.00	17		50.00	2.00	10.00	20.00	80.00	120.0	160.0	196.0	0.50
Pyridine	1	0	Avg	3.3596	3.4664	2.8078	2.9789	3.2237	3.3123	3.2880	3.2835	-----	3.22	2.97	0.999	0.999	6.7		50.00	2.00	10.00	20.00	80.00	120.0	160.0	196.0	
N-Nitrosodimethylamin	1	0	Avg	2.0083	1.9970	1.6716	1.7634	1.9447	2.0002	2.0048	2.0104	-----	1.93	2.89	0.999	0.999	6.9		50.00	2.00	10.00	20.00	80.00	120.0	160.0	196.0	
2-Fluorophenol	1	0	Avg	2.4640	2.3540	2.0417	2.0842	2.4504	2.5970	2.5873	2.6147	-----	2.40	4.55	0.998	0.999	9.4		50.00	2.00	10.00	20.00	80.00	120.0	160.0	196.0	
Benzaldehyde	1	0	Qua	1.4079	1.8590	1.5296	1.5798	1.0847	0.7605	-----	-----	-----	1.37	5.37	0.920	0.998	29	0.01	50.00	2.00	10.00	20.00	80.00	120.0			
Aniline	1	0	Avg	4.1130	3.3654	3.2353	3.7256	3.6427	3.7398	3.6085	3.8184	4.2160	3.72	5.47	0.998	0.998	8.4		50.00	2.00	10.00	20.00	80.00	120.0	160.0	196.0	0.50
Pentachloroethane	1	0	Avg	0.9168	1.0020	0.7924	0.8035	0.8863	0.9077	0.8987	0.9072	-----	0.889	5.51	1.00	1.00	7.5	0.05	50.00	2.00	10.00	20.00	80.00	120.0	160.0	196.0	
bis(2-Chloroethyl)ether	1	0	Qua	3.3056	3.4594	2.5772	2.7183	3.3857	2.9717	2.9783	2.8122	4.2696	3.16	5.53	0.994	0.998	16	0.70	50.00	2.00	10.00	20.00	80.00	120.0	160.0	196.0	0.50
Phenol-d5	1	0	Avg	3.4955	3.5811	2.8630	3.0209	3.3820	3.5383	3.4336	3.4301	-----	3.34	5.44	0.999	1.00	7.7		50.00	2.00	10.00	20.00	80.00	120.0	160.0	196.0	
Phenol	1	0	Avg	4.0303	4.2180	3.3948	3.6064	3.8876	4.0681	3.8972	3.9380	-----	3.88	5.45	0.999	0.999	6.8	0.80	50.00	2.00	10.00	20.00	80.00	120.0	160.0	196.0	
2-Chlorophenol	1	0	Avg	2.8334	2.9399	2.3934	2.4996	2.7745	2.8306	2.8235	2.7672	-----	2.73	5.57	1.00	1.00	6.8	0.80	50.00	2.00	10.00	20.00	80.00	120.0	160.0	196.0	
N-Decane	1	0	Avg	3.0364	3.6023	2.7529	2.8038	2.9051	2.9550	2.8181	2.8009	-----	2.96	5.62	0.999	1.00	9.3	0.05	50.00	2.00	10.00	20.00	80.00	120.0	160.0	196.0	
1,3-Dichlorobenzene	1	0	Avg	2.9766	3.3094	2.5825	2.6585	2.8683	2.9536	2.8696	2.8162	-----	2.88	5.70	0.999	1.00	7.7		50.00	2.00	10.00	20.00	80.00	120.0	160.0	196.0	
1,4-Dichlorobenzene	1	0	Avg	1.5605	1.9707	1.4451	1.4728	1.5397	1.5800	1.4883	1.4808	-----	1.57	5.77	0.999	0.999	11		50.00	2.00	10.00	20.00	80.00	120.0	160.0	196.0	
1,2-Dichlorobenzene	1	0	Avg	1.4941	1.7424	1.3460	1.3851	1.4942	1.5165	1.4352	1.4064	-----	1.48	5.89	0.998	1.00	8.3		50.00	2.00	10.00	20.00	80.00	120.0	160.0	196.0	
Benzyl alcohol	1	0	Avg	0.9982	1.0107	0.8014	0.8727	0.9876	1.0320	0.9905	0.9839	-----	0.960	5.87	0.999	0.999	8.3		50.00	2.00	10.00	20.00	80.00	120.0	160.0	196.0	
bis(2-chloroisopropyl)e	1	0	Avg	2.0839	2.5035	1.9180	1.9709	2.0295	2.0643	1.9117	1.9168	-----	2.05	5.98	0.998	0.999	9.5	0.01	50.00	2.00	10.00	20.00	80.00	120.0	160.0	196.0	
2-Methylphenol	1	0	Qua	1.4193	1.5789	1.2625	1.3055	1.4163	1.4750	1.4096	1.4028	2.0598	1.48	5.96	0.999	0.999	16	0.70	50.00	2.00	10.00	20.00	80.00	120.0	160.0	196.0	0.50
Acetophenone	1	0	Avg	1.9769	2.2399	1.7522	1.8402	1.9299	1.9049	1.6336	1.6081	-----	1.86	6.08	0.992	0.998	11	0.01	50.00	2.00	10.00	20.00	80.00	120.0	160.0	196.0	
Hexachloroethane	1	0	Avg	0.6146	0.6753	0.5302	0.5607	0.6143	0.6316	0.6077	0.5959	-----	0.604	6.17	0.999	1.00	7.3	0.30	50.00	2.00	10.00	20.00	80.00	120.0	160.0	196.0	
N-Nitroso-di-n-propyla	1	0	Qua	1.2221	1.3520	1.0981	1.1439	1.1942	1.1871	1.0080	1.0086	1.9230	1.24	6.08	0.989	0.997	23	0.50	50.00	2.00	10.00	20.00	80.00	120.0	160.0	196.0	0.50
3&4-Methylphenol	1	0	Avg	1.5192	1.6265	1.3225	1.3965	1.4959	1.4539	1.2441	1.2211	1.9557	1.47	6.09	0.992	0.998	15		50.00	2.00	10.00	20.00	80.00	120.0	160.0	196.0	0.50
Nitrobenzene-d5	1	0	Avg	0.1763	0.1780	0.1460	0.1558	0.1743	0.1777	0.1817	0.1766	-----	0.171	6.20	0.999	1.00	7.5		25.00	1.00	5.00	10.00	40.00	60.00	80.00	98.00	
Nitrobenzene	1	0	Avg	0.4354	0.4791	0.3894	0.3983	0.4209	0.4276	0.4251	0.4098	-----	0.423	6.22	0.999	1.00	6.5	0.20	50.00	2.00	10.00	20.00	80.00	120.0	160.0	196.0	
Isophorone	1	0	Avg	0.7538	0.8121	0.6351	0.6787	0.7393	0.7454	0.7361	0.7350	-----	0.730	6.40	1.00	1.00	7.2	0.40	50.00	2.00	10.00	20.00	80.00	120.0	160.0	196.0	
2-Nitrophenol	1	0	Qua	0.1930	0.1695	0.1507	0.1647	0.1962	0.1974	0.2008	0.1987	-----	0.184	6.47	0.999	0.999	10	0.10	50.00	2.00	10.00	20.00	80.00	120.0	160.0	196.0	
2,4-Dimethylphenol	1	0	Avg	0.3732	0.3791	0.3134	0.3390	0.3652	0.3629	0.3655	0.3609	0.4942	0.373	6.49	0.999	0.999	13	0.20	50.00	2.00	10.00	20.00	80.00	120.0	160.0	196.0	0.50
Benzoic Acid	1	0	Qua	0.2757	0.0626	0.1081	0.1888	0.3090	0.3377	0.3371	0.3194	-----	0.242	6.58	0.991	0.993	45		50.00	2.00	10.00	20.00	80.00	120.0	160.0	196.0	
bis(2-Chloroethoxy)me	1	0	Avg	0.4576	0.5285	0.3975	0.4177	0.4505	0.4498	0.4454	0.4424	-----	0.449	6.57	1.00	1.00	8.5	0.30	50.00	2.00	10.00	20.00	80.00	120.0	160.0	196.0	
2,4-Dichlorophenol	1	0	Avg	0.2976	0.2865	0.2453	0.2610	0.2937	0.3017	0.2954	0.2877	0.3513	0.291	6.65	0.999	0.999	10	0.20	50.00	2.00	10.00	20.00	80.00	120.0	160.0	196.0	0.50
1,2,4-Trichlorobenzen	1	0	Avg	0.3188	0.3754	0.2673	0.2863	0.3089	0.3156	0.3040	0.2979	-----	0.309	6.71	0.999	1.00	10		50.00	2.00	10.00	20.00	80.00	120.0	160.0	196.0	
Naphthalene	1	0	Qua	1.1453	1.3813	0.9998	1.0554	1.0910	1.1132	1.0346	1.0095	1.7469	1.18	6.78	0.998	0.999	21	0.70	50.00	2.00	10.00	20.00	80.00	120.0	160.0	196.0	0.50
4-Chloroaniline	1	0	Qua	0.3899	0.3830	0.3131	0.3775	0.3254	0.2989	0.2186	-----	0.4583	0.346	6.81	0.929	0.995	21	0.01	50.00	2.00	10.00	20.00	80.00	120.0	160.0		0.50
Hexachlorobutadiene	1	0	Avg	0.1658	0.1865	0.1364	0.1471	0.1607	0.1634	0.1577	0.1562	-----	0.159	6.86	0.999	1.00	9.2	0.01	50.00	2.00	10.00	20.00	80.00	120.0	160.0	196.0	
Caprolactam	1	0	Qua	0.1207	1.1007	0.0950	0.1091	0.1217	0.1361	0.1290	0.1326	-----	0.118	7.09	0.998	0.998	13	0.01	50.00	2.00	10.00	20.00	80.00	120.0	160.0	196.0	
4-Chloro-3-methylphe	1	0	Avg	0.3198	0.3098	0.2652	0.2804	0.3150	0.3278	0.3146	0.3151	-----	0.306	7.18	0.999	1.00	7.0	0.20	50.00	2.00	10.00	20.00	80.00	120.0	160.0	196.0	
2-Methylnaphthalene	1	0	Avg	0.7524	0.8370	0.6613	0.6831	0.7124	0.7318	0.6653	0.6608	-----	0.713	7.31	0.996	0.999	8.5	0.40	50.00	2.00	10.00	20.00	80.00	120.0	160.0	196.0	
1-Methylnaphthalene	1	0	Avg	0.7012	0.8202	0.6188	0.6452	0.6681	0.6847	0.6325	0.6263	-----	0.675	7.39	0.997	0.999	9.7	0.40	50.00	2.00	10.00	20.00	80.00	120.0	160.0	196.0	
Methylnaphthalenes (	1	0	Avg	0.7243	0.8286	0.6373	0.6598	0.6867	0.7067	0.6449	0.6397	-----	0.691	7.31	0.996	0.999	9.3		100.0	4.00	20.00	40.00	160.0	240.0	320.0	392.0	
1,1'-Biphenyl	1	0	Avg	0.8599	0.9975	0.7600	0.7881	0.8465	0.8544	0.7684	0.7746	-----	0.831	7.67	0.996	0.998	9.5	0.01	50.00	2.00	10.00	20.00	80.00	120.0	160.0	196.0	
1,2,4,5-Tetrachloroben	1	0	Avg	0.5267	0.5803	0.4458	0.4572	0.4993	0.5191	0.5058	0.4871	-----	0.503	7.43	0.999	0.999	8.4	0.01	50.00	2.00	10.00	20.00	80.00	120.0	160.0	196.0	

Flags
a - failed the min rf criteria
c - failed the minimum correlation coeff criteria(if applicable)

Note: Avg Rsd: 11.6
Corr 1 = Correlation Coefficient for linear Eq.
Corr 2 = Correlation Coefficient for quad Eq.
Fit = Indicates whether Avg RF, Linear, or Quadratic Curve was used for compound.

7062727 0182

Form 6
Initial Calibration

Method: EPA 8270D

Instrument: GCMS_10

Level #:	Data File:	Cal Identifier:	Analysis Date/Time	Level #:	Data File:	Cal Identifier:	Analysis Date/Time
1	10M63319.D	CAL BNA@50PPM	06/06/17 14:11	2	10M63320.D	CAL BNA@2PPM	06/06/17 14:34
3	10M63311.D	CAL BNA@10PPM	06/06/17 11:01	4	10M63318.D	CAL BNA@20PPM	06/06/17 13:49
5	10M63317.D	CAL BNA@80PPM	06/06/17 13:26	6	10M63316.D	CAL BNA@120PPM	06/06/17 13:04
7	10M63315.D	CAL BNA@160PPM	06/06/17 12:41	8	10M63314.D	CAL BNA@196PPM	06/06/17 12:19
9	10M63312.D	CAL BNA@0.5PPM	06/06/17 11:34				

Compound	Col	Mr	Fit:	RF1	RF2	RF3	RF4	RF5	RF6	RF7	RF8	RF9	AvgRf	RT	Corr1	Corr2	%Rsd		Calibration Level Concentrations Lvl1	Lvl2	Lvl3	Lvl4	Lvl5	Lvl6	Lvl7	Lvl8	Lvl9
Hexachlorocyclopenta	1	0	Qua	0.1833	0.0061	0.0609	0.1007	0.2016	0.2320	0.2601	0.2446	-----	0.161	7.43	0.981	0.993	58	0.05 a	50.00	2.00	10.00	20.00	80.00	120.0	160.0	196.0	
2,4,6-Trichlorophenol	1	0	Avg	0.3636	0.3179	0.2899	0.3057	0.3539	0.3739	0.3647	0.3665	-----	0.342	7.52	0.999	0.999	9.5	0.20	50.00	2.00	10.00	20.00	80.00	120.0	160.0	196.0	
2,4,5-Trichlorophenol	1	0	Avg	0.3799	0.3179	0.3039	0.3168	0.3718	0.3940	0.3907	0.3703	-----	0.356	7.56	0.998	0.998	10	0.20	50.00	2.00	10.00	20.00	80.00	120.0	160.0	196.0	
2-Fluorobiphenyl	1	0	Avg	1.3699	1.5534	1.1422	1.1901	1.2868	1.3265	1.3280	1.2856	-----	1.31	7.59	0.999	0.999	9.4		25.00	1.00	5.00	10.00	40.00	60.00	80.00	98.00	
2-Chloronaphthalene	1	0	Avg	1.1682	1.2995	0.9805	0.9981	1.1182	1.1500	1.1230	1.0961	-----	1.12	7.70	0.999	0.999	9.0	0.80	50.00	2.00	10.00	20.00	80.00	120.0	160.0	196.0	
1,4-Dimethylnaphthale	1	0	Avg	0.9858	1.0466	0.8184	0.8664	0.9367	0.9273	0.8138	0.7735	-----	0.896	7.97	0.991	0.997	11		50.00	2.00	10.00	20.00	80.00	120.0	160.0	196.0	
Dimethylnaphthalenes	1	0	Avg	0.9858	1.0466	0.8184	0.8664	0.9367	0.9273	0.8138	0.7735	-----	0.896	7.97	0.991	0.997	11		50.00	2.00	10.00	20.00	80.00	120.0	160.0	196.0	
Diphenyl Ether	1	0	Avg	0.8266	0.9098	0.6899	0.7055	0.7816	0.7970	0.7146	0.6888	-----	0.764	7.76	0.992	0.999	10		50.00	2.00	10.00	20.00	80.00	120.0	160.0	196.0	
2-Nitroaniline	1	0	Avg	0.5089	0.4639	0.4022	0.4261	0.4794	0.4977	0.4801	0.4751	-----	0.467	7.78	0.999	0.999	7.7	0.01	50.00	2.00	10.00	20.00	80.00	120.0	160.0	196.0	
Coumarin	1	0	Avg	0.5029	0.5225	0.4053	0.4433	0.4860	0.5066	0.4501	0.4306	-----	0.468	7.96	0.991	0.998	8.9		50.00	2.00	10.00	20.00	80.00	120.0	160.0	196.0	
Acenaphthylene	1	0	Avg	1.8526	2.0157	1.5784	1.6328	1.7992	1.8445	1.7585	1.7275	-----	1.78	8.05	0.999	0.999	7.7	0.90	50.00	2.00	10.00	20.00	80.00	120.0	160.0	196.0	
Dimethylphthalate	1	0	Avg	1.2714	1.3980	1.0729	1.1088	1.2269	1.2770	1.2246	1.2190	-----	1.22	7.92	0.999	0.999	8.2	0.01	50.00	2.00	10.00	20.00	80.00	120.0	160.0	196.0	
2,6-Dinitrotoluene	1	0	Avg	0.3152	0.2800	0.2490	0.2714	0.3044	0.3040	0.2665	0.2550	-----	0.281	7.98	0.987	0.998	8.8	0.20	50.00	2.00	10.00	20.00	80.00	120.0	160.0	196.0	
Acenaphthene	1	0	Avg	1.1554	1.3481	0.9927	1.0231	1.1158	1.1185	1.0618	1.0532	-----	1.11	8.20	0.998	1.00	10	0.90	50.00	2.00	10.00	20.00	80.00	120.0	160.0	196.0	
3-Nitroaniline	1	0	Qua	0.3378	0.2811	0.2752	0.2983	0.3092	0.2996	0.2701	0.2715	-----	0.293	8.12	0.994	0.998	7.9	0.01	50.00	2.00	10.00	20.00	80.00	120.0	160.0	196.0	
2,4-Dinitrophenol	1	0	Qua	0.1124	-----	0.0129	0.0484	0.1307	0.1536	0.1640	0.1567	-----	0.111	8.22	0.994	0.996	53	0.01	50.00		10.00	20.00	80.00	120.0	160.0	196.0	
Dibenzofuran	1	0	Qua	1.6534	2.0039	1.4128	1.4637	1.5925	1.6102	1.5711	1.5154	2.5604	1.71	8.35	0.999	1.00	21	0.80	50.00	2.00	10.00	20.00	80.00	120.0	160.0	196.0	0.50
2,4-Dinitrotoluene	1	0	Qua	0.3977	0.3114	0.2885	0.3348	0.3921	0.4144	0.4111	0.4026	-----	0.369	8.33	0.999	0.999	13	0.20	50.00	2.00	10.00	20.00	80.00	120.0	160.0	196.0	
4-Nitrophenol	1	0	Qua	0.2731	0.2474	0.1973	0.2073	0.2717	0.3006	0.3011	0.2955	-----	0.262	8.26	0.998	0.999	16	0.01	50.00	2.00	10.00	20.00	80.00	120.0	160.0	196.0	
2,3,4,6-Tetrachlorophe	1	0	Qua	0.3254	0.2341	0.2429	0.2708	0.3183	0.3255	0.3280	0.3222	-----	0.296	8.46	1.00	1.00	14	0.01	50.00	2.00	10.00	20.00	80.00	120.0	160.0	196.0	
Fluorene	1	0	Avg	1.3538	1.4530	1.1451	1.2120	1.3155	1.3308	1.2324	1.1786	-----	1.28	8.67	0.995	0.999	8.1	0.90	50.00	2.00	10.00	20.00	80.00	120.0	160.0	196.0	
4-Chlorophenyl-phenyl	1	0	Avg	0.6201	0.6608	0.5085	0.5430	0.6058	0.6325	0.5810	0.5608	-----	0.589	8.66	0.995	0.999	8.5	0.40	50.00	2.00	10.00	20.00	80.00	120.0	160.0	196.0	
Diethylphthalate	1	0	Avg	1.2690	1.3848	1.0890	1.1117	1.2428	1.3060	1.2666	1.2229	-----	1.24	8.54	0.998	0.999	7.9	0.01	50.00	2.00	10.00	20.00	80.00	120.0	160.0	196.0	
4-Nitroaniline	1	0	Avg	0.3839	0.3239	0.3000	0.3426	0.3640	0.3897	0.3778	0.3729	-----	0.357	8.69	0.999	0.999	8.9	0.01	50.00	2.00	10.00	20.00	80.00	120.0	160.0	196.0	
Atrazine	1	0	Avg	0.3151	0.2859	0.2505	0.2724	0.3191	0.3371	0.3237	0.3194	-----	0.303	9.30	0.999	0.999	9.9	0.01	50.00	2.00	10.00	20.00	80.00	120.0	160.0	196.0	
4,6-Dinitro-2-methylph	1	0	Qua	0.1096	-----	0.0347	0.0685	0.1195	0.1350	0.1408	0.1353	-----	0.106	8.71	0.998	0.998	38	0.01	50.00		10.00	20.00	80.00	120.0	160.0	196.0	
n-Nitrosodiphenylamin	1	0	Avg	0.6635	0.6932	0.5606	0.5874	0.6415	0.6650	0.6502	0.6288	-----	0.636	8.78	0.999	0.999	6.8	0.01	50.00	2.00	10.00	20.00	80.00	120.0	160.0	196.0	
2,4,6-Tribromophenol	1	0	Qua	0.1107	0.0843	0.0808	0.0922	0.1102	0.1165	0.1185	0.1142	-----	0.103	8.90	0.999	0.999	15		50.00	2.00	10.00	20.00	80.00	120.0	160.0	196.0	
1,2-Diphenylhydrazine	1	0	Avg	0.9354	0.9784	0.8151	0.8497	0.9177	1.0468	1.0138	0.9935	-----	0.944	8.82	0.997	0.998	8.5		50.00	2.00	10.00	20.00	80.00	120.0	160.0	196.0	
4-Bromophenyl-phenyl	1	0	Avg	0.2053	0.2171	0.1735	0.1788	0.1994	0.2120	0.2073	0.2045	-----	0.200	9.15	0.999	0.999	7.8	0.10	50.00	2.00	10.00	20.00	80.00	120.0	160.0	196.0	
Hexachlorobenzene	1	0	Avg	0.2299	0.2453	0.1924	0.2048	0.2223	0.2309	0.2250	0.2197	-----	0.221	9.21	0.995	0.996	7.4	0.10	50.00	2.00	10.00	20.00	80.00	120.0	160.0	196.0	
N-Octadecane	1	0	Avg	0.5243	0.5099	0.4422	0.4709	0.5033	0.5197	0.4931	0.4836	-----	0.493	9.48	0.998	0.999	5.5	0.05	50.00	2.00	10.00	20.00	80.00	120.0	160.0	196.0	
Pentachlorophenol	1	0	Qua	0.1118	-----	0.0507	0.0755	0.1208	0.1395	0.1443	0.1405	-----	0.112	9.42	0.997	0.998	32	0.05	50.00		10.00	20.00	80.00	120.0	160.0	196.0	
Phenanthrene	1	0	Avg	1.0889	1.2897	0.9517	0.9756	1.0638	1.0824	1.0330	0.9971	-----	1.06	9.65	0.998	0.999	9.9	0.70	50.00	2.00	10.00	20.00	80.00	120.0	160.0	196.0	
Anthracene	1	0	Avg	1.1251	1.2218	0.9658	1.0019	1.1064	1.1224	1.0770	1.0473	-----	1.08	9.70	0.998	1.00	7.4	0.70	50.00	2.00	10.00	20.00	80.00	120.0	160.0	196.0	
Carbazole	1	0	Avg	1.0414	1.1224	0.8827	0.9399	1.0294	1.0663	1.0250	0.9906	-----	1.01	9.87	0.998	0.999	7.4	0.01	50.00	2.00	10.00	20.00	80.00	120.0	160.0	196.0	
Di-n-butylphthalate	1	0	Qua	1.2105	1.0895	0.9684	1.0406	1.2158	1.2757	1.2110	1.1803	1.4765	1.19	10.25	0.998	0.998	12	0.01	50.00	2.00	10.00	20.00	80.00	120.0	160.0	196.0	0.50
Fluoranthene	1	0	Avg	1.1180	1.1680	0.9561	1.0026	1.1158	1.1428	1.0866	1.0539	-----	1.08	10.97	0.998	0.999	6.7	0.60	50.00	2.00	10.00	20.00	80.00	120.0	160.0	196.0	
Pyrene	1	0	Avg	1.1921	1.2195	0.9845	1.0045	1.1232	1.1163	1.0794	1.0819	-----	1.10	11.24	0.999	0.999	7.4	0.60	50.00	2.00	10.00	20.00	80.00	120.0	160.0	196.0	
Benzidine	1	0	Qua	0.5308	0.2225	0.3481	0.4032	0.4472	0.3784	0.3064	0.3022	-----	0.367	11.12	0.955	0.991	26		50.00	2.00	10.00	20.00	80.00	120.0	160.0	196.0	
Terphenyl-d14	1	0	Avg	0.5611	0.6043	0.4765	0.4790	0.5572	0.5646	0.5718	0.5932	-----	0.551	11.42	0.998	0.999	8.7		25.00	1.00	5.00	10.00	40.00	60.00	80.00	96.00	

Flags
a - failed the min rf criteria
c - failed the minimum correlation coeff criteria(if applicable)

Note: Avg Rsd: 11.6
Corr 1 = Correlation Coefficient for linear Eq.
Corr 2 = Correlation Coefficient for quad Eq.
Fit = Indicates whether Avg RF, Linear, or Quadratic Curve was used for compound.

Form 6
Initial Calibration

Method: EPA 8270D

Instrument: GCMS_10

Level #:	Data File:	Cal Identifier:	Analysis Date/Time	Level #:	Data File:	Cal Identifier:	Analysis Date/Time
1	10M63319.D	CAL BNA@50PPM	06/06/17 14:11	2	10M63320.D	CAL BNA@2PPM	06/06/17 14:34
3	10M63311.D	CAL BNA@10PPM	06/06/17 11:01	4	10M63318.D	CAL BNA@20PPM	06/06/17 13:49
5	10M63317.D	CAL BNA@80PPM	06/06/17 13:26	6	10M63316.D	CAL BNA@120PPM	06/06/17 13:04
7	10M63315.D	CAL BNA@160PPM	06/06/17 12:41	8	10M63314.D	CAL BNA@196PPM	06/06/17 12:19
9	10M63312.D	CAL BNA@0.5PPM	06/06/17 11:34				

Compound	Col	Mr	Fit:	RF1	RF2	RF3	RF4	RF5	RF6	RF7	RF8	RF9	AvgRf	RT	Corr1	Corr2	%Rsd		Calibration Level Concentrations Lvl1	Lvl2	Lvl3	Lvl4	Lvl5	Lvl6	Lvl7	Lvl8	Lvl9
4,4'-DDE	1	0	Avg	0.2217	0.2186	0.1784	0.1759	0.2185	0.2244	0.2203	0.2190	-----	0.210	11.35	0.999	1.00	9.6		50.00	2.00	10.00	20.00	80.00	120.0	160.0	196.0	
4,4'-DDD	1	0	Avg	0.4291	0.3844	0.3265	0.3477	0.4193	0.4365	0.4190	0.4163	-----	0.397	11.75	0.998	0.998	10		50.00	2.00	10.00	20.00	80.00	120.0	160.0	196.0	
Butylbenzylphthalate	1	0	Qua	0.5206	0.3623	0.4134	0.4112	0.5176	0.5443	0.5362	0.5426	-----	0.481	12.01	1.00	1.00	15	0.01	50.00	2.00	10.00	20.00	80.00	120.0	160.0	196.0	
4,4'-DDT	1	0	Avg	0.3677	0.2448	0.2697	0.2896	0.3584	0.3483	0.3206	0.3170	-----	0.315	12.11	0.995	0.997	14		50.00	2.00	10.00	20.00	80.00	120.0	160.0	196.0	
3,3'-Dichlorobenzidine	1	0	Qua	0.3498	0.2751	0.2785	0.2784	0.3317	0.3291	0.3180	0.3133	-----	0.309	12.63	0.998	1.00	9.2	0.01	50.00	2.00	10.00	20.00	80.00	120.0	160.0	196.0	
Benzo[a]anthracene	1	0	Avg	1.0517	1.1737	0.9030	0.9143	1.0227	1.0566	1.0181	0.9994	-----	1.02	12.65	0.999	1.00	8.4	0.80	50.00	2.00	10.00	20.00	80.00	120.0	160.0	196.0	
Chrysene	1	0	Avg	1.0045	1.1821	0.8421	0.8716	0.9527	0.9366	0.8804	0.8556	-----	0.941	12.70	0.997	0.998	12	0.70	50.00	2.00	10.00	20.00	80.00	120.0	160.0	196.0	
bis(2-Ethylhexyl)phthal	1	0	Qua	0.7621	0.5603	0.5903	0.6070	0.7492	0.7636	0.7321	0.7117	-----	0.685	12.70	0.998	0.998	12	0.01	50.00	2.00	10.00	20.00	80.00	120.0	160.0	196.0	
Di-n-octylphthalate	1	0	Qua	1.2445	0.8733	0.9971	0.9705	1.2653	1.3414	1.2809	1.2497	-----	1.15	13.44	0.998	0.999	15	0.01	50.00	2.00	10.00	20.00	80.00	120.0	160.0	196.0	
Benzo[b]fluoranthene	1	0	Avg	1.0591	1.1656	0.8949	0.9129	1.0899	1.0860	1.0511	1.0248	-----	1.04	13.86	0.998	0.998	8.8	0.70	50.00	2.00	10.00	20.00	80.00	120.0	160.0	196.0	
Benzo[k]fluoranthene	1	0	Avg	1.1375	1.1353	0.8899	0.9305	1.0929	1.1257	1.0638	1.0444	-----	1.05	13.89	0.998	0.999	9.0	0.70	50.00	2.00	10.00	20.00	80.00	120.0	160.0	196.0	
Benzo[a]pyrene	1	0	Avg	1.0716	1.0406	0.8446	0.9001	1.0717	1.0940	1.0559	1.0484	-----	1.02	14.22	0.999	1.00	9.0	0.70	50.00	2.00	10.00	20.00	80.00	120.0	160.0	196.0	
Indeno[1,2,3-cd]pyren	1	0	Avg	1.2531	1.3380	1.0392	1.0605	1.2483	1.2795	1.2309	1.2151	-----	1.21	15.55	0.998	0.998	8.7	0.50	50.00	2.00	10.00	20.00	80.00	120.0	160.0	196.0	
Dibenzo[a,h]anthracen	1	0	Avg	1.0754	1.1014	0.8685	0.8921	1.0697	1.0856	1.0348	1.0173	-----	1.02	15.57	0.998	0.999	8.8	0.40	50.00	2.00	10.00	20.00	80.00	120.0	160.0	196.0	
Benzo[g,h,i]perylene	1	0	Avg	1.0533	1.1469	0.8948	0.9022	1.0485	1.0740	1.0527	1.0464	-----	1.03	15.92	1.00	1.00	8.4	0.50	50.00	2.00	10.00	20.00	80.00	120.0	160.0	196.0	

Flags
a - failed the min rf criteria
c - failed the minimum correlation coeff criteria(if applicable)

Note: Avg Rsd: 11.6
Corr 1 = Correlation Coefficient for linear Eq.
Corr 2 = Correlation Coefficient for quad Eq.
Fit = Indicates whether Avg RF, Linear, or Quadratic Curve was used for compound.

7062727 0183

Form7

Continuing Calibration

Calibration Name: CAL BNA@50PPM **Data File:** 10M63789.D **Instrument:** GCMS 10

Cont Calibration Date/Time 6/29/2017 8:59:00 A Method: EPA 8270D

TxtCompd:	Col#	Multi Num	Type	RT	Conc	Conc Exp	Lo Lim	MIN RF	Initial RF	RF	%Diff	Flag
1,4-Dioxane-d8(INT)	1	0	I	2.46	40.00	40	**			0.000	0.00	
1,4-Dioxane	1	0		2.50	44.77	50	**		1.176	0.975	10.45	
Pyridine	1	0		2.95	49.57	50	**		3.215	3.188	0.86	
N-Nitrosodimethylamine	1	0		2.88	45.78	50	**		1.925	1.762	8.45	
2-Fluorophenol	1	0	S	4.53	54.59	50	**		2.399	2.620	9.19	
Benzaldehyde	1	0		5.36	44.41	50	20	0.01	1.370	1.217	11.19	
Aniline	1	0		5.45	58.58	50	**		3.718	4.357	17.16	
Pentachloroethane	1	0		5.49	55.64	50	**	0.05	0.889	0.990	11.27	
bis(2-Chloroethyl)ether	1	0		5.51	43.89	50	20	0.7	3.164	2.915	12.23	
Phenol-d5	1	0	S	5.43	52.70	50	**		3.343	3.524	5.40	
Phenol	1	0		5.44	51.54	50	20	0.8	3.880	4.000	3.08	
2-Chlorophenol	1	0		5.56	56.13	50	20	0.8	2.733	3.068	12.25	
N-Decane	1	0		5.60	50.99	50	**	0.05	2.959	3.018	1.98	
1,3-Dichlorobenzene	1	0		5.68	56.31	50	**		2.879	3.243	12.62	
1,4-Dichlorobenzene-d4	1	0	I	5.74	40.00	40	**			0.000	0.00	
1,4-Dichlorobenzene	1	0		5.75	50.05	50	20		1.567	1.569	0.11	
1,2-Dichlorobenzene	1	0		5.87	50.90	50	**		1.478	1.504	1.80	
Benzyl alcohol	1	0		5.86	44.63	50	**		0.960	0.857	10.74	
bis(2-chloroisopropyl)ether	1	0		5.96	46.05	50	20	0.01	2.050	1.888	7.90	
2-Methylphenol	1	0		5.95	46.69	50	20	0.7	1.481	1.321	6.63	
Acetophenone	1	0		6.07	46.50	50	20	0.01	1.861	1.730	7.01	
Hexachloroethane	1	0		6.14	49.90	50	20	0.3	0.604	0.603	0.19	
N-Nitroso-di-n-propylamine	1	0		6.06	40.58	50	20	0.5	1.238	1.023	18.84	
3&4-Methylphenol	1	0		6.07	46.82	50	20		1.471	1.377	6.37	
Naphthalene-d8	1	0	I	6.74	40.00	40	**			0.000	0.00	
Nitrobenzene-d5	1	0	S	6.19	24.21	25	**		0.171	0.165	3.18	
Nitrobenzene	1	0		6.20	43.42	50	20	0.2	0.423	0.368	13.16	
Isophorone	1	0		6.39	45.13	50	20	0.4	0.730	0.658	9.74	
2-Nitrophenol	1	0		6.45	51.32	50	20	0.1	0.184	0.192	2.63	
2,4-Dimethylphenol	1	0		6.48	46.12	50	20	0.2	0.373	0.344	7.76	
Benzoic Acid	1	0		6.56	18.81	50	**		0.242	0.097	62.37	
bis(2-Chloroethoxy)methane	1	0		6.55	47.63	50	20	0.3	0.449	0.427	4.74	
2,4-Dichlorophenol	1	0		6.64	51.23	50	20	0.2	0.291	0.298	2.45	
1,2,4-Trichlorobenzene	1	0		6.70	51.63	50	**		0.309	0.319	3.26	
Naphthalene	1	0		6.76	49.82	50	20	0.7	1.175	1.117	0.36	
4-Chloroaniline	1	0		6.80	58.34	50	20	0.01	0.346	0.433	16.69	
Hexachlorobutadiene	1	0		6.85	57.06	50	20	0.01	0.159	0.182	14.13	
Caprolactam	1	0		7.07	41.51	50	20	0.01	0.118	0.103	16.98	
4-Chloro-3-methylphenol	1	0		7.16	48.17	50	20	0.2	0.306	0.295	3.66	
2-Methylnaphthalene	1	0		7.29	51.40	50	**	0.4	0.713	0.733	2.81	
1-Methylnaphthalene	1	0		7.37	51.18	50	**	0.4	0.675	0.691	2.36	
Methylnaphthalenes	1	0		7.29	102.89	100	**			0.711	2.89	
1,1'-Biphenyl	1	0		7.66	51.50	50	20	0.01	0.831	0.856	3.00	
Acenaphthene-d10	1	0	I	8.16	40.00	40	**			0.000	0.00	
1,2,4,5-Tetrachlorobenzene	1	0		7.42	50.09	50	20	0.01	0.503	0.504	0.17	
Hexachlorocyclopentadiene	1	0		7.41	27.58	50	20	0.05	0.161	0.088	44.83	C1
2,4,6-Trichlorophenol	1	0		7.51	52.52	50	20	0.2	0.342	0.359	5.04	
2,4,5-Trichlorophenol	1	0		7.55	52.51	50	20	0.2	0.356	0.374	5.02	
2-Fluorobiphenyl	1	0	S	7.57	25.08	25	**		1.310	1.315	0.34	
2-Chloronaphthalene	1	0		7.69	50.90	50	20	0.8	1.117	1.137	1.79	
1,4-Dimethylnaphthalene	1	0		7.96	54.82	50	**		0.896	0.982	9.64	
Dimethylnaphthalenes	1	0		7.96	54.82	50	20			0.982	9.64	

S-Surrogate Compound I-Internal Standard Compound

N/O or N/Q - Not applicable for this run C1-Compound %Diff exceeds limits ** - No limit specified in method

Note: 8260/8270 limits are compared against the %DIFF/R.F. 625 limits are compared against the %DIFF.

624 limits are compared against the concentration found. 524.2 limits are compared against the %DIFF

Form7

Continuing Calibration

Calibration Name: CAL BNA@50PPM **Data File:** 10M63789.D **Instrument:** GCMS 10

Cont Calibration Date/Time 6/29/2017 8:59:00 A Method: EPA 8270D

TxtCompd:	Col#	Multi Num	Type	RT	Conc	Conc Exp	Lo Lim	MIN RF	Initial RF	RF	%Diff	Flag
Diphenyl Ether	1	0		7.74	47.82	50	**		0.764	0.731	4.36	
2-Nitroaniline	1	0		7.76	44.31	50	20	0.01	0.467	0.414	11.39	
Coumarin	1	0		7.95	52.44		**		0.468			
Acenaphthylene	1	0		8.03	51.88	50	20	0.9	1.776	1.843	3.76	
Dimethylphthalate	1	0		7.90	52.24	50	20	0.01	1.225	1.280	4.49	
2,6-Dinitrotoluene	1	0		7.96	55.33	50	20	0.2	0.281	0.311	10.66	
Acenaphthene	1	0		8.18	52.67	50	20	0.9	1.109	1.168	5.34	
3-Nitroaniline	1	0		8.11	55.91	50	20	0.01	0.293	0.350	11.82	
2,4-Dinitrophenol	1	0		8.21	18.56	50	20	0.01	0.111	0.023	62.89	C1
Dibenzofuran	1	0		8.34	50.35	50	20	0.8	1.709	1.657	0.70	
2,4-Dinitrotoluene	1	0		8.32	48.84	50	20	0.2	0.369	0.392	2.32	
4-Nitrophenol	1	0		8.25	36.92	50	20	0.01	0.262	0.205	26.15	C1
2,3,4,6-Tetrachlorophenol	1	0		8.45	50.48	50	20	0.01	0.296	0.325	0.97	
Fluorene	1	0		8.66	54.54	50	20	0.9	1.278	1.394	9.08	
4-Chlorophenyl-phenylether	1	0		8.64	54.83	50	20	0.4	0.589	0.646	9.66	
Diethylphthalate	1	0		8.52	52.41	50	20	0.01	1.237	1.296	4.82	
4-Nitroaniline	1	0		8.67	53.74	50	20	0.01	0.357	0.384	7.49	
Atrazine	1	0		9.28	49.08	50	20	0.01	0.303	0.297	1.84	
Phenanthrene-d10	1	0	I	9.60	40.00	40	**			0.000	0.00	
4,6-Dinitro-2-methylphenol	1	0		8.70	28.19	50	20	0.01	0.106	0.056	43.61	C1
n-Nitrosodiphenylamine	1	0		8.75	52.00	50	20	0.01	0.636	0.662	4.00	
2,4,6-Tribromophenol	1	0	S	8.89	47.07	50	**		0.103	0.106	5.86	
1,2-Diphenylhydrazine	1	0		8.80	42.02	50	**		0.944	0.793	15.97	
4-Bromophenyl-phenylether	1	0		9.13	55.05	50	20	0.1	0.200	0.220	10.09	
Hexachlorobenzene	1	0		9.20	53.51	50	20	0.1	0.221	0.237	7.01	
N-Octadecane	1	0		9.46	48.04	50	**	0.05	0.493	0.474	3.93	
Pentachlorophenol	1	0		9.40	35.88	50	20	0.05	0.112	0.076	28.24	C1
Phenanthrene	1	0		9.63	52.45	50	20	0.7	1.060	1.112	4.90	
Anthracene	1	0		9.68	52.69	50	20	0.7	1.083	1.142	5.39	
Carbazole	1	0		9.85	52.08	50	20	0.01	1.012	1.054	4.16	
Di-n-butylphthalate	1	0		10.23	52.97	50	20	0.01	1.185	1.266	5.94	
Fluoranthene	1	0		10.95	55.37	50	20	0.6	1.081	1.197	10.74	
Chrysene-d12	1	0	I	12.64	40.00	40	**			0.000	0.00	
Pyrene	1	0		11.22	53.73	50	20	0.6	1.100	1.182	7.46	
Benzidine	1	0		11.11	64.09	50	**		0.367	0.561	28.17	
Terphenyl-d14	1	0	S	11.40	26.61	25	**		0.551	0.586	6.43	
4,4'-DDE	1	0		11.33	55.45		**		0.210			
4,4'-DDD	1	0		11.73	54.70		**		0.397			
Butylbenzylphthalate	1	0		11.98	49.58	50	20	0.01	0.481	0.514	0.84	
4,4'-DDT	1	0		12.08	58.65		**		0.315			
3,3'-Dichlorobenzidine	1	0		12.61	53.45	50	20	0.01	0.309	0.360	6.90	
Benzo[a]anthracene	1	0		12.63	52.75	50	20	0.8	1.017	1.073	5.50	
Chrysene	1	0		12.68	53.74	50	20	0.7	0.941	1.011	7.48	
bis(2-Ethylhexyl)phthalate	1	0		12.67	49.95	50	20	0.01	0.685	0.728	0.10	
Perylene-d12	1	0	I	14.25	40.00	40	**			0.000	0.00	
Di-n-octylphthalate	1	0		13.42	50.43	50	20	0.01	1.153	1.312	0.85	
Benzo[b]fluoranthene	1	0		13.85	56.22	50	20	0.7	1.036	1.164	12.44	
Benzo[k]fluoranthene	1	0		13.87	53.36	50	20	0.7	1.053	1.123	6.72	
Benzo[a]pyrene	1	0		14.19	54.27	50	20	0.7	1.016	1.103	8.55	
Indeno[1,2,3-cd]pyrene	1	0		15.53	51.87	50	20	0.5	1.208	1.253	3.74	
Dibenzo[a,h]anthracene	1	0		15.54	51.50	50	20	0.4	1.018	1.049	3.00	
Benzo[g,h,i]perylene	1	0		15.89	50.02	50	20	0.5	1.027	1.028	0.05	

S-Surrogate Compound I-Internal Standard Compound

N/O or N/Q - Not applicable for this run C1-Compound %Diff exceeds limits ** - No limit specified in method

Note: 8260/8270 limits are compared against the %DIFF/R.F. 625 limits are compared against the %DIFF.

624 limits are compared against the concentration found. 524.2 limits are compared against the %DIFF

Form7

Continuing Calibration

Calibration Name: CAL BNA@50PPM **Data File:** 10M63789.D **Instrument:** GCMS 10

Cont Calibration Date/Time 6/29/2017 8:59:00 A Method: EPA 8270D

TxtCompd:	Col#	Multi Num	Type	RT	Conc	Conc Exp	Lo Lim	MIN RF	Initial RF	RF	%Diff	Flag
2,2'-oxybis-(1-Chloropropane)	1	100		0.00	0.00	50	**			0.000	100.00	
Toluene Diisocyanate	1	100		0.00	0.00	50	**			0.000	100.00	
4-Methylphenol	1	100		0.00	0.00	50	**	0.6		0.000	100.00	
Methylnaphthalenes (Total)	1	100		0.00	0.00	50	**		0.691	0.000	100.00	
Methoxychlor	1	100		0.00	0.00	10	**			0.000	100.00	
Dimethylnaphthalenes (Total)	1	100		0.00	0.00	50	**		0.896	0.000	100.00	
Heptachlor	1	100		0.00	0.00	10	**			0.000	100.00	
1,4-Dioxane-d8	1	100		0.00	0.00	40	**			0.000	100.00	
gamma-BHC	1	100		0.00	0.00	10	**			0.000	100.00	
1,4-Dioxane-d8-Surro	1	100		0.00	0.00	40	**			0.000	100.00	
Endrin	1	100		0.00	0.00	50	**			0.000	100.00	
2,4 Diaminotoluene	1	100		0.00	0.00	50	**			0.000	100.00	
Diaminotoluene Dihydrochloride	1	100		0.00	0.00	50	**			0.000	100.00	
Heptachlor epoxide	1	100		0.00	0.00	10	**			0.000	100.00	

S-Surrogate Compound I-Internal Standard Compound

N/O or N/Q - Not applicable for this run C1-Compound %Diff exceeds limits ** - No limit specified in method

Note: 8260/8270 limits are compared against the %DIFF/R.F. 625 limits are compared against the %DIFF.

624 limits are compared against the concentration found. 524.2 limits are compared against the %DIFF

Form7

Continuing Calibration

Calibration Name: CAL BNA@50PPM **Data File:** 7M85125.D **Instrument:** GCMS 7

Cont Calibration Date/Time 6/29/2017 12:56:00 P Method: EPA 8270D

TxtCompd:	Col#	Multi Num	Type	RT	Conc	Conc Exp	Lo Lim	MIN RF	Initial RF	RF	%Diff	Flag
1,4-Dioxane-d8(INT)	1	0	I	2.51	40.00	40	**			0.000	0.00	
1,4-Dioxane	1	0		2.55	47.99	50	**		1.162	0.995	4.01	
Pyridine	1	0		3.02	52.15	50	**		2.849	2.972	4.30	
N-Nitrosodimethylamine	1	0		2.94	52.02	50	**		1.652	1.719	4.05	
2-Fluorophenol	1	0	S	4.60	51.08	50	**		2.402	2.454	2.16	
Benzaldehyde	1	0		5.41	41.97	50	20	0.01	1.348	1.132	16.07	
Aniline	1	0		5.51	57.11	50	**		3.383	3.864	14.22	
Pentachloroethane	1	0		5.55	53.15	50	**	0.05	0.813	0.864	6.29	
bis(2-Chloroethyl)ether	1	0		5.56	50.22	50	20	0.7	2.640	2.543	0.43	
Phenol-d5	1	0	S	5.48	50.68	50	**		3.139	3.182	1.36	
Phenol	1	0		5.49	52.11	50	20	0.8	3.494	3.642	4.22	
2-Chlorophenol	1	0		5.61	51.73	50	20	0.8	2.654	2.746	3.46	
N-Decane	1	0		5.65	58.32	50	**	0.05	2.121	2.474	16.63	
1,3-Dichlorobenzene	1	0		5.74	51.29	50	**		2.824	2.897	2.58	
1,4-Dichlorobenzene-d4	1	0	I	5.79	40.00	40	**			0.000	0.00	
1,4-Dichlorobenzene	1	0		5.80	51.62	50	20		1.524	1.573	3.25	
1,2-Dichlorobenzene	1	0		5.93	51.87	50	**		1.433	1.487	3.75	
Benzyl alcohol	1	0		5.90	48.83	50	**		0.899	0.878	2.35	
bis(2-chloroisopropyl)ether	1	0		6.01	60.87	50	20	0.01	1.407	1.713	21.75	C1
2-Methylphenol	1	0		6.00	49.57	50	20	0.7	1.315	1.304	0.87	
Acetophenone	1	0		6.11	51.42	50	20	0.01	1.683	1.731	2.83	
Hexachloroethane	1	0		6.20	54.80	50	20	0.3	0.530	0.581	9.60	
N-Nitroso-di-n-propylamine	1	0		6.11	57.70	50	20	0.5	0.904	1.019	15.41	
3&4-Methylphenol	1	0		6.12	51.96	50	20		1.302	1.353	3.92	
Naphthalene-d8	1	0	I	6.81	40.00	40	**			0.000	0.00	
Nitrobenzene-d5	1	0	S	6.24	25.99	25	**		0.163	0.169	3.96	
Nitrobenzene	1	0		6.25	57.69	50	20	0.2	0.330	0.381	15.39	
Isophorone	1	0		6.44	55.32	50	20	0.4	0.607	0.671	10.64	
2-Nitrophenol	1	0		6.50	52.79	50	20	0.1	0.184	0.194	5.58	
2,4-Dimethylphenol	1	0		6.54	52.81	50	20	0.2	0.343	0.363	5.61	
Benzoic Acid	1	0		6.61	26.75	50	**		0.168	0.094	46.50	
bis(2-Chloroethoxy)methane	1	0		6.61	53.49	50	20	0.3	0.396	0.423	6.98	
2,4-Dichlorophenol	1	0		6.70	51.94	50	20	0.2	0.304	0.316	3.88	
1,2,4-Trichlorobenzene	1	0		6.77	52.62	50	**		0.321	0.338	5.24	
Naphthalene	1	0		6.82	51.37	50	20	0.7	1.104	1.070	2.75	
4-Chloroaniline	1	0		6.86	63.46	50	20	0.01	0.315	0.424	26.93	C1
Hexachlorobutadiene	1	0		6.92	52.68	50	20	0.01	0.173	0.182	5.36	
Caprolactam	1	0		7.13	47.33	50	20	0.01	0.116	0.110	5.35	
4-Chloro-3-methylphenol	1	0		7.24	53.32	50	20	0.2	0.287	0.306	6.64	
2-Methylnaphthalene	1	0		7.37	52.06	50	**	0.4	0.735	0.765	4.12	
1-Methylnaphthalene	1	0		7.46	52.08	50	**	0.4	0.681	0.709	4.15	
Methylnaphthalenes	1	0		7.37	104.19	100	**			0.737	4.19	
1,1'-Biphenyl	1	0		7.75	51.71	50	20	0.01	0.866	0.895	3.41	
Acenaphthene-d10	1	0	I	8.25	40.00	40	**			0.000	0.00	
1,2,4,5-Tetrachlorobenzene	1	0		7.51	48.61	50	20	0.01	0.523	0.508	2.77	
Hexachlorocyclopentadiene	1	0		7.50	4.40	50	20	0.05	0.223	0.023	91.19	C1
2,4,6-Trichlorophenol	1	0		7.60	51.57	50	20	0.2	0.358	0.369	3.14	
2,4,5-Trichlorophenol	1	0		7.63	53.18	50	20	0.2	0.371	0.394	6.35	
2-Fluorobiphenyl	1	0	S	7.66	26.05	25	**		1.291	1.345	4.19	
2-Chloronaphthalene	1	0		7.77	52.92	50	20	0.8	1.103	1.167	5.84	
1,4-Dimethylnaphthalene	1	0		8.05	53.76	50	**		0.886	0.953	7.51	
Dimethylnaphthalenes	1	0		8.05	53.76	50	20			0.953	7.51	

S-Surrogate Compound I-Internal Standard Compound

N/O or N/Q - Not applicable for this run C1-Compound %Diff exceeds limits ** - No limit specified in method

Note: 8260/8270 limits are compared against the %DIFF/R.F. 625 limits are compared against the %DIFF.

624 limits are compared against the concentration found. 524.2 limits are compared against the %DIFF

Form7

Continuing Calibration

Calibration Name: CAL BNA@50PPM **Data File:** 7M85125.D **Instrument:** GCMS 7

Cont Calibration Date/Time 6/29/2017 12:56:00 P Method: EPA 8270D

TxtCompd:	Col#	Multi Num	Type	RT	Conc	Conc Exp	Lo Lim	MIN RF	Initial RF	RF	%Diff	Flag
Diphenyl Ether	1	0		7.83	48.16	50	**		0.763	0.735	3.68	
2-Nitroaniline	1	0		7.85	63.37	50	20	0.01	0.322	0.408	26.74	C1
Coumarin	1	0		8.03	53.23		**		0.460			
Acenaphthylene	1	0		8.13	52.09	50	20	0.9	1.718	1.790	4.19	
Dimethylphthalate	1	0		7.99	52.95	50	20	0.01	1.236	1.309	5.90	
2,6-Dinitrotoluene	1	0		8.05	55.57	50	20	0.2	0.279	0.310	11.15	
Acenaphthene	1	0		8.28	52.61	50	20	0.9	1.085	1.142	5.22	
3-Nitroaniline	1	0		8.20	53.61	50	20	0.01	0.284	0.338	7.22	
2,4-Dinitrophenol	1	0		8.30	31.67	50	20	0.01	0.105	0.073	36.65	C1
Dibenzofuran	1	0		8.44	50.93	50	20	0.8	1.731	1.667	1.87	
2,4-Dinitrotoluene	1	0		8.41	53.63	50	20	0.2	0.371	0.398	7.26	
4-Nitrophenol	1	0		8.34	51.34	50	20	0.01	0.202	0.207	2.68	
2,3,4,6-Tetrachlorophenol	1	0		8.54	50.47	50	20	0.01	0.304	0.307	0.94	
Fluorene	1	0		8.76	54.25	50	20	0.9	1.293	1.403	8.50	
4-Chlorophenyl-phenylether	1	0		8.74	52.61	50	20	0.4	0.630	0.663	5.22	
Diethylphthalate	1	0		8.62	53.60	50	20	0.01	1.203	1.290	7.20	
4-Nitroaniline	1	0		8.76	56.12	50	20	0.01	0.333	0.373	12.25	
Atrazine	1	0		9.38	46.93	50	20	0.01	0.331	0.311	6.14	
Phenanthrene-d10	1	0	I	9.70	40.00	40	**			0.000	0.00	
4,6-Dinitro-2-methylphenol	1	0		8.80	45.52	50	20	0.01	0.100	0.088	8.95	
n-Nitrosodiphenylamine	1	0		8.85	52.82	50	20	0.01	0.621	0.656	5.63	
2,4,6-Tribromophenol	1	0	S	8.99	49.69	50	**		0.098	0.097	0.61	
1,2-Diphenylhydrazine	1	0		8.90	59.16	50	**		0.643	0.760	18.32	
4-Bromophenyl-phenylether	1	0		9.23	51.58	50	20	0.1	0.206	0.212	3.17	
Hexachlorobenzene	1	0		9.30	49.93	50	20	0.1	0.221	0.221	0.14	
N-Octadecane	1	0		9.56	63.50	50	**	0.05	0.333	0.423	26.99	
Pentachlorophenol	1	0		9.50	38.97	50	20	0.05	0.104	0.076	22.06	C1
Phenanthrene	1	0		9.73	52.70	50	20	0.7	1.059	1.116	5.41	
Anthracene	1	0		9.78	53.48	50	20	0.7	1.081	1.156	6.97	
Carbazole	1	0		9.94	52.94	50	20	0.01	0.996	1.054	5.88	
Di-n-butylphthalate	1	0		10.32	52.68	50	20	0.01	1.133	1.259	5.35	
Fluoranthene	1	0		11.05	54.46	50	20	0.6	1.168	1.272	8.92	
Chrysene-d12	1	0	I	12.74	40.00	40	**			0.000	0.00	
Pyrene	1	0		11.31	50.09	50	20	0.6	1.176	1.178	0.19	
Benzidine	1	0		11.19	65.04	50	**		0.334	0.517	30.09	
Terphenyl-d14	1	0	S	11.49	23.91	25	**		0.583	0.558	4.36	
4,4'-DDE	1	0		11.42	49.52		**		0.219			
4,4'-DDD	1	0		11.82	51.20		**		0.407			
Butylbenzylphthalate	1	0		12.07	56.11	50	20	0.01	0.466	0.522	12.22	
4,4'-DDT	1	0		12.18	54.38		**		0.325			
3,3'-Dichlorobenzidine	1	0		12.70	58.41	50	20	0.01	0.284	0.384	16.83	
Benzo[a]anthracene	1	0		12.73	52.92	50	20	0.8	1.052	1.113	5.83	
Chrysene	1	0		12.78	53.77	50	20	0.7	0.967	1.040	7.53	
bis(2-Ethylhexyl)phthalate	1	0		12.77	54.61	50	20	0.01	0.596	0.725	9.22	
Perylene-d12	1	0	I	14.43	40.00	40	**			0.000	0.00	
Di-n-octylphthalate	1	0		13.54	54.45	50	20	0.01	1.170	1.419	8.91	
Benzo[b]fluoranthene	1	0		14.00	55.09	50	20	0.7	1.114	1.227	10.17	
Benzo[k]fluoranthene	1	0		14.03	54.31	50	20	0.7	1.115	1.211	8.62	
Benzo[a]pyrene	1	0		14.37	54.71	50	20	0.7	1.057	1.157	9.42	
Indeno[1,2,3-cd]pyrene	1	0		15.76	53.22	50	20	0.5	1.195	1.273	6.45	
Dibenzo[a,h]anthracene	1	0		15.77	53.70	50	20	0.4	1.002	1.076	7.39	
Benzo[g,h,i]perylene	1	0		16.14	50.72	50	20	0.5	1.024	1.039	1.44	

S-Surrogate Compound I-Internal Standard Compound

N/O or N/Q - Not applicable for this run C1-Compound %Diff exceeds limits ** - No limit specified in method

Note: 8260/8270 limits are compared against the %DIFF/R.F. 625 limits are compared against the %DIFF.

624 limits are compared against the concentration found. 524.2 limits are compared against the %DIFF

Form7

Continuing Calibration

Calibration Name: CAL BNA@50PPM **Data File:** 7M85125.D **Instrument:** GCMS 7

Cont Calibration Date/Time 6/29/2017 12:56:00 P Method: EPA 8270D

TxtCompd:	Col#	Multi Num	Type	RT	Conc	Conc Exp	Lo Lim	MIN RF	Initial RF	RF	%Diff	Flag
1,4-Dioxane-d8	1	100		0.00	0.00	40	**			0.000	100.00	
Toluene Diisocyanate	1	100		0.00	0.00	50	**			0.000	100.00	
2,2'-oxybis-(1-Chloropropane)	1	100		0.00	0.00	50	**			0.000	100.00	
1,4-Dioxane-d8-Surro	1	100		0.00	0.00	40	**			0.000	100.00	
2,4 Diaminotoluene	1	100		0.00	0.00	50	**			0.000	100.00	
Methylnaphthalenes (Total)	1	100		0.00	0.00	50	**		0.708	0.000	100.00	
Methoxychlor	1	100		0.00	0.00	10	**			0.000	100.00	
Heptachlor epoxide	1	100		0.00	0.00	10	**			0.000	100.00	
Heptachlor	1	100		0.00	0.00	10	**			0.000	100.00	
gamma-BHC	1	100		0.00	0.00	10	**			0.000	100.00	
Dimethylnaphthalenes (Total)	1	100		0.00	0.00	50	**		0.886	0.000	100.00	
Diaminotoluene Dihydrochloride	1	100		0.00	0.00	50	**			0.000	100.00	
4-Methylphenol	1	100		0.00	0.00	50	**	0.6		0.000	100.00	
Endrin	1	100		0.00	0.00	50	**			0.000	100.00	

S-Surrogate Compound I-Internal Standard Compound

N/O or N/Q - Not applicable for this run C1-Compound %Diff exceeds limits ** - No limit specified in method

Note: 8260/8270 limits are compared against the %DIFF/R.F. 625 limits are compared against the %DIFF.

624 limits are compared against the concentration found. 524.2 limits are compared against the %DIFF

Form7

Continuing Calibration

Calibration Name: CAL BNA@50PPM **Data File:** 7M85155.D **Instrument:** GCMS 7

Cont Calibration Date/Time 6/30/2017 9:30:00 A Method: EPA 8270D

TxtCompd:	Col#	Multi Num	Type	RT	Conc	Conc Exp	Lo Lim	MIN RF	Initial RF	RF	%Diff	Flag
1,4-Dioxane-d8(INT)	1	0	I	2.49	40.00	40	**			0.000	0.00	
1,4-Dioxane	1	0		2.53	47.20	50	**		1.162	0.979	5.61	
Pyridine	1	0		2.99	49.38	50	**		2.849	2.814	1.25	
N-Nitrosodimethylamine	1	0		2.91	50.70	50	**		1.652	1.676	1.41	
2-Fluorophenol	1	0	S	4.59	50.57	50	**		2.402	2.430	1.13	
Benzaldehyde	1	0		5.40	40.41	50	20	0.01	1.348	1.090	19.18	
Aniline	1	0		5.49	56.28	50	**		3.383	3.808	12.56	
Pentachloroethane	1	0		5.54	51.70	50	**	0.05	0.813	0.840	3.40	
bis(2-Chloroethyl)ether	1	0		5.55	49.24	50	20	0.7	2.640	2.495	1.52	
Phenol-d5	1	0	S	5.47	50.11	50	**		3.139	3.146	0.22	
Phenol	1	0		5.48	50.68	50	20	0.8	3.494	3.542	1.37	
2-Chlorophenol	1	0		5.60	50.10	50	20	0.8	2.654	2.659	0.21	
N-Decane	1	0		5.64	56.01	50	**	0.05	2.121	2.376	12.02	
1,3-Dichlorobenzene	1	0		5.73	49.51	50	**		2.824	2.796	0.98	
1,4-Dichlorobenzene-d4	1	0	I	5.78	40.00	40	**			0.000	0.00	
1,4-Dichlorobenzene	1	0		5.79	51.59	50	20		1.524	1.572	3.18	
1,2-Dichlorobenzene	1	0		5.92	52.48	50	**		1.433	1.504	4.96	
Benzyl alcohol	1	0		5.89	50.38	50	**		0.899	0.906	0.76	
bis(2-chloroisopropyl)ether	1	0		6.00	60.04	50	20	0.01	1.407	1.689	20.07	
2-Methylphenol	1	0		5.99	49.90	50	20	0.7	1.315	1.313	0.20	
Acetophenone	1	0		6.11	51.35	50	20	0.01	1.683	1.728	2.70	
Hexachloroethane	1	0		6.19	53.84	50	20	0.3	0.530	0.571	7.69	
N-Nitroso-di-n-propylamine	1	0		6.10	56.77	50	20	0.5	0.904	1.003	13.55	
3&4-Methylphenol	1	0		6.11	52.86	50	20		1.302	1.376	5.71	
Naphthalene-d8	1	0	I	6.81	40.00	40	**			0.000	0.00	
Nitrobenzene-d5	1	0	S	6.23	26.65	25	**		0.163	0.174	6.61	
Nitrobenzene	1	0		6.24	56.25	50	20	0.2	0.330	0.372	12.49	
Isophorone	1	0		6.43	55.34	50	20	0.4	0.607	0.672	10.67	
2-Nitrophenol	1	0		6.50	54.38	50	20	0.1	0.184	0.200	8.77	
2,4-Dimethylphenol	1	0		6.54	53.00	50	20	0.2	0.343	0.364	5.99	
Benzoic Acid	1	0		6.61	27.39	50	**		0.168	0.096	45.23	
bis(2-Chloroethoxy)methane	1	0		6.61	53.43	50	20	0.3	0.396	0.423	6.87	
2,4-Dichlorophenol	1	0		6.70	52.21	50	20	0.2	0.304	0.318	4.43	
1,2,4-Trichlorobenzene	1	0		6.77	52.87	50	**		0.321	0.340	5.73	
Naphthalene	1	0		6.83	52.04	50	20	0.7	1.104	1.083	4.07	
4-Chloroaniline	1	0		6.86	66.89	50	20	0.01	0.315	0.443	33.79	C1
Hexachlorobutadiene	1	0		6.93	53.02	50	20	0.01	0.173	0.183	6.04	
Caprolactam	1	0		7.14	47.43	50	20	0.01	0.116	0.110	5.14	
4-Chloro-3-methylphenol	1	0		7.25	53.72	50	20	0.2	0.287	0.308	7.44	
2-Methylnaphthalene	1	0		7.39	52.81	50	**	0.4	0.735	0.776	5.61	
1-Methylnaphthalene	1	0		7.47	51.87	50	**	0.4	0.681	0.706	3.73	
Methylnaphthalenes	1	0		7.39	104.72	100	**			0.741	4.72	
1,1'-Biphenyl	1	0		7.77	51.79	50	20	0.01	0.866	0.897	3.58	
Acenaphthene-d10	1	0	I	8.27	40.00	40	**			0.000	0.00	
1,2,4,5-Tetrachlorobenzene	1	0		7.52	48.84	50	20	0.01	0.523	0.510	2.32	
Hexachlorocyclopentadiene	1	0		7.51	4.09	50	20	0.05	0.223	0.021	91.82	C1
2,4,6-Trichlorophenol	1	0		7.62	51.68	50	20	0.2	0.358	0.370	3.35	
2,4,5-Trichlorophenol	1	0		7.65	52.47	50	20	0.2	0.371	0.389	4.94	
2-Fluorobiphenyl	1	0	S	7.68	25.94	25	**		1.291	1.339	3.77	
2-Chloronaphthalene	1	0		7.79	52.39	50	20	0.8	1.103	1.155	4.78	
1,4-Dimethylnaphthalene	1	0		8.07	53.63	50	**		0.886	0.950	7.26	
Dimethylnaphthalenes	1	0		8.07	53.63	50	20			0.950	7.26	

S-Surrogate Compound I-Internal Standard Compound

N/O or N/Q - Not applicable for this run C1-Compound %Diff exceeds limits ** - No limit specified in method

Note: 8260/8270 limits are compared against the %DIFF/R.F. 625 limits are compared against the %DIFF.
624 limits are compared against the concentration found. 524.2 limits are compared against the %DIFF

Form7

Continuing Calibration

Calibration Name: CAL BNA@50PPM **Data File:** 7M85155.D **Instrument:** GCMS 7

Cont Calibration Date/Time 6/30/2017 9:30:00 A Method: EPA 8270D

TxtCompd:	Col#	Multi Num	Type	RT	Conc	Conc Exp	Lo Lim	MIN RF	Initial RF	RF	%Diff	Flag
Diphenyl Ether	1	0		7.85	48.43	50	**		0.763	0.739	3.13	
2-Nitroaniline	1	0		7.86	61.95	50	20	0.01	0.322	0.399	23.89	C1
Coumarin	1	0		8.05	51.83		**		0.460			
Acenaphthylene	1	0		8.14	51.89	50	20	0.9	1.718	1.783	3.77	
Dimethylphthalate	1	0		8.01	52.64	50	20	0.01	1.236	1.302	5.29	
2,6-Dinitrotoluene	1	0		8.07	54.62	50	20	0.2	0.279	0.304	9.24	
Acenaphthene	1	0		8.30	52.72	50	20	0.9	1.085	1.144	5.45	
3-Nitroaniline	1	0		8.22	52.64	50	20	0.01	0.284	0.332	5.28	
2,4-Dinitrophenol	1	0		8.32	31.18	50	20	0.01	0.105	0.072	37.63	C1
Dibenzofuran	1	0		8.45	50.43	50	20	0.8	1.731	1.651	0.86	
2,4-Dinitrotoluene	1	0		8.43	53.03	50	20	0.2	0.371	0.393	6.06	
4-Nitrophenol	1	0		8.36	48.77	50	20	0.01	0.202	0.197	2.46	
2,3,4,6-Tetrachlorophenol	1	0		8.57	51.82	50	20	0.01	0.304	0.315	3.64	
Fluorene	1	0		8.77	52.81	50	20	0.9	1.293	1.366	5.62	
4-Chlorophenyl-phenylether	1	0		8.76	52.06	50	20	0.4	0.630	0.656	4.11	
Diethylphthalate	1	0		8.64	53.36	50	20	0.01	1.203	1.284	6.72	
4-Nitroaniline	1	0		8.77	54.61	50	20	0.01	0.333	0.363	9.23	
Atrazine	1	0		9.39	46.47	50	20	0.01	0.331	0.308	7.06	
Phenanthrene-d10	1	0	I	9.71	40.00	40	**			0.000	0.00	
4,6-Dinitro-2-methylphenol	1	0		8.82	43.43	50	20	0.01	0.100	0.083	13.15	
n-Nitrosodiphenylamine	1	0		8.87	52.04	50	20	0.01	0.621	0.646	4.09	
2,4,6-Tribromophenol	1	0	S	9.00	49.95	50	**		0.098	0.097	0.11	
1,2-Diphenylhydrazine	1	0		8.91	56.78	50	**		0.643	0.730	13.55	
4-Bromophenyl-phenylether	1	0		9.24	51.26	50	20	0.1	0.206	0.211	2.53	
Hexachlorobenzene	1	0		9.32	50.28	50	20	0.1	0.221	0.222	0.56	
N-Octadecane	1	0		9.58	61.32	50	**	0.05	0.333	0.409	22.65	
Pentachlorophenol	1	0		9.51	38.76	50	20	0.05	0.104	0.075	22.49	C1
Phenanthrene	1	0		9.74	51.60	50	20	0.7	1.059	1.092	3.19	
Anthracene	1	0		9.79	52.42	50	20	0.7	1.081	1.133	4.83	
Carbazole	1	0		9.96	52.04	50	20	0.01	0.996	1.036	4.08	
Di-n-butylphthalate	1	0		10.32	51.22	50	20	0.01	1.133	1.225	2.44	
Fluoranthene	1	0		11.05	52.74	50	20	0.6	1.168	1.232	5.49	
Chrysene-d12	1	0	I	12.73	40.00	40	**			0.000	0.00	
Pyrene	1	0		11.31	51.74	50	20	0.6	1.176	1.217	3.47	
Benzidine	1	0		11.19	64.96	50	**		0.334	0.516	29.91	
Terphenyl-d14	1	0	S	11.48	24.78	25	**		0.583	0.578	0.88	
4,4'-DDE	1	0		11.42	51.39		**		0.219			
4,4'-DDD	1	0		11.82	53.11		**		0.407			
Butylbenzylphthalate	1	0		12.07	55.66	50	20	0.01	0.466	0.518	11.31	
4,4'-DDT	1	0		12.17	55.37		**		0.325			
3,3'-Dichlorobenzidine	1	0		12.69	59.21	50	20	0.01	0.284	0.388	18.42	
Benzo[a]anthracene	1	0		12.72	53.15	50	20	0.8	1.052	1.118	6.30	
Chrysene	1	0		12.77	53.33	50	20	0.7	0.967	1.032	6.65	
bis(2-Ethylhexyl)phthalate	1	0		12.76	54.73	50	20	0.01	0.596	0.726	9.45	
Perylene-d12	1	0	I	14.38	40.00	40	**			0.000	0.00	
Di-n-octylphthalate	1	0		13.52	55.11	50	20	0.01	1.170	1.436	10.21	
Benzo[b]fluoranthene	1	0		13.96	54.38	50	20	0.7	1.114	1.211	8.77	
Benzo[k]fluoranthene	1	0		13.99	54.49	50	20	0.7	1.115	1.215	8.98	
Benzo[a]pyrene	1	0		14.32	54.37	50	20	0.7	1.057	1.149	8.74	
Indeno[1,2,3-cd]pyrene	1	0		15.70	52.56	50	20	0.5	1.195	1.257	5.12	
Dibenzo[a,h]anthracene	1	0		15.71	53.22	50	20	0.4	1.002	1.066	6.45	
Benzo[g,h,i]perylene	1	0		16.07	50.97	50	20	0.5	1.024	1.044	1.93	

S-Surrogate Compound I-Internal Standard Compound

N/O or N/Q - Not applicable for this run C1-Compound %Diff exceeds limits ** - No limit specified in method

Note: 8260/8270 limits are compared against the %DIFF/R.F. 625 limits are compared against the %DIFF.

624 limits are compared against the concentration found. 524.2 limits are compared against the %DIFF

Form7

Continuing Calibration

Calibration Name: CAL BNA@50PPM **Data File:** 7M85155.D **Instrument:** GCMS 7

Cont Calibration Date/Time 6/30/2017 9:30:00 A Method: EPA 8270D

TxtCompd:	Col#	Multi Num	Type	RT	Conc	Conc Exp	Lo Lim	MIN RF	Initial RF	RF	%Diff	Flag
1,4-Dioxane-d8	1	100		0.00	0.00	40	**			0.000	100.00	
Toluene Diisocyanate	1	100		0.00	0.00	50	**			0.000	100.00	
2,2'-oxybis-(1-Chloropropane)	1	100		0.00	0.00	50	**			0.000	100.00	
1,4-Dioxane-d8-Surro	1	100		0.00	0.00	40	**			0.000	100.00	
2,4 Diaminotoluene	1	100		0.00	0.00	50	**			0.000	100.00	
Methylnaphthalenes (Total)	1	100		0.00	0.00	50	**		0.708	0.000	100.00	
Methoxychlor	1	100		0.00	0.00	10	**			0.000	100.00	
Heptachlor epoxide	1	100		0.00	0.00	10	**			0.000	100.00	
Heptachlor	1	100		0.00	0.00	10	**			0.000	100.00	
gamma-BHC	1	100		0.00	0.00	10	**			0.000	100.00	
Dimethylnaphthalenes (Total)	1	100		0.00	0.00	50	**		0.886	0.000	100.00	
Diaminotoluene Dihydrochloride	1	100		0.00	0.00	50	**			0.000	100.00	
4-Methylphenol	1	100		0.00	0.00	50	**	0.6		0.000	100.00	
Endrin	1	100		0.00	0.00	50	**			0.000	100.00	

S-Surrogate Compound I-Internal Standard Compound

N/O or N/Q - Not applicable for this run C1-Compound %Diff exceeds limits ** - No limit specified in method

Note: 8260/8270 limits are compared against the %DIFF/R.F. 625 limits are compared against the %DIFF.

624 limits are compared against the concentration found. 524.2 limits are compared against the %DIFF

7062727 0193

FORM8

Internal Standard Areas

Evaluation Std Data File: 7M84393.D Method: EPA 8270D

Analysis Date/Time: 06/05/17 10:41

Lab File ID: CAL BNA@50PPM

	I1		I2		I3		I4		I5		I6		I7	
	Area	RT	Area	RT	Area	RT	Area	RT	Area	RT	Area	RT	Area	RT
Eval File Area/RT:	63487	2.54	121136	5.80	474585	6.82	290547	8.25	543793	9.70	569210	12.74	461323	14.39
Eval File Area Limit:	31744-126974		60568-242272		237292-949170		145274-581094		271896-1087586		284605-1138420		230662-922646	
Eval File Rt Limit:	2.04-3.04		5.3-6.3		6.32-7.32		7.75-8.75		9.2-10.2		12.24-13.24		13.89-14.89	

Data File	Sample														
7M84393.D	CAL BNA@50PPM	63487	2.54	121136	5.80	474585	6.82	290547	8.25	543793	9.70	569210	12.74	461323	14.39
7M84394.D	CAL BNA@10PPM	63323	2.53	120957	5.80	484187	6.81	293484	8.24	539009	9.70	559698	12.75	469994	14.42
7M84395.D	CAL BNA@196PPM	63677	2.53	117111	5.80	460224	6.82	287617	8.26	526452	9.71	519348	12.75	448273	14.41
7M84396.D	CAL BNA@160PPM	78405	2.53	147173	5.80	584418	6.82	363200	8.26	653713	9.71	639007	12.75	552157	14.41
7M84397.D	CAL BNA@120PPM	64036	2.53	119715	5.80	476313	6.81	293682	8.24	533176	9.70	534335	12.75	447635	14.41
7M84398.D	CAL BNA@80PPM	63095	2.53	118831	5.80	463340	6.81	284414	8.24	525895	9.70	544220	12.75	461657	14.41
7M84399.D	CAL BNA@20PPM	63070	2.53	121363	5.80	482389	6.82	295470	8.26	554883	9.71	589097	12.74	498191	14.39
7M84400.D	CAL BNA@2PPM	56614	2.54	106268	5.80	420313	6.82	257629	8.25	468591	9.70	487010	12.74	409266	14.39
7M84401.D	CAL BNA@.5PPM	57007	2.54	112235	5.80	441747	6.82	274078	8.25	509500	9.70	526372	12.74	429285	14.40
7M84402.D	ICV BNA@50PPM	58764	2.53	112118	5.80	431119	6.81	261664	8.24	478407	9.70	519443	12.74	431812	14.40

I1 =	1,4-Dioxane-d8(INT)	I4 =	Acenaphthene-d10	I7 =	Perylene-d12
I2 =	1,4-Dichlorobenzene-d4	I5 =	Phenanthrene-d10		
I3 =	Naphthalene-d8	I6 =	Chrysene-d12		

625/8270 Internal Standard concentration = 40 mg/L (in final extract)
624/8260 Internal Standard concentration = 30ug/L
524 Internal Standard concentration =5ug/L

Internal Standard Areas

Upper Limit = + 100% of internal standard area from daily cal or mid pt.

Lower Limit = - 50% of internal standard area from daily cal or mid pt.

Flags:

A - Indicates the compound failed the internal standard area criteria

R - Indicates the compound failed the internal standard retention time criteria.

Retention Times: Limit = within +/- 0.5 min of internal standard retention time from the daily cal or mid pt.

7062727 0194

FORM8

Internal Standard Areas

Evaluation Std Data File: 10M63319.D Method: EPA 8270D

Analysis Date/Time: 06/06/17 14:11

Lab File ID: CAL BNA@50PPM

	I1		I2		I3		I4		I5		I6		I7	
	Area	RT	Area	RT	Area	RT	Area	RT	Area	RT	Area	RT	Area	RT
Eval File Area/RT:	40961	2.48	79157	5.75	308768	6.76	173062	8.17	301128	9.62	300537	12.66	290646	14.27
Eval File Area Limit:	20480-81922		39578-158314		154384-617536		86531-346124		150564-602256		150268-601074		145323-581292	
Eval File Rt Limit:	1.98-2.98		5.25-6.25		6.26-7.26		7.67-8.67		9.12-10.12		12.16-13.16		13.77-14.77	

Data File	Sample														
10M63311.D	CAL BNA@10PPM	41305	2.48	77904	5.75	306603	6.76	176403	8.17	304802	9.62	314019	12.66	308681	14.27
10M63312.D	CAL BNA@0.5PPM	37305	2.48	66102	5.75	269813	6.76	154819	8.17	267928	9.62	262935	12.66	263321	14.27
10M63314.D	CAL BNA@196PPM	36998	2.48	72439	5.75	284376	6.76	159852	8.18	271540	9.62	278513	12.67	287903	14.28
10M63315.D	CAL BNA@160PPM	45817	2.48	88745	5.75	345102	6.76	188907	8.18	319157	9.63	337795	12.67	348068	14.28
10M63316.D	CAL BNA@120PPM	35089	2.48	67202	5.75	273050	6.76	156987	8.17	273303	9.62	292055	12.67	284067	14.27
10M63317.D	CAL BNA@80PPM	38717	2.48	73692	5.75	292761	6.76	167179	8.17	290606	9.62	301704	12.66	290359	14.27
10M63318.D	CAL BNA@20PPM	38774	2.48	72820	5.75	289194	6.76	169210	8.17	292242	9.62	311353	12.66	308561	14.27
10M63319.D	CAL BNA@50PPM	40961	2.48	79157	5.75	308768	6.76	173062	8.17	301128	9.62	300537	12.66	290646	14.27
10M63320.D	CAL BNA@2PPM	36804	2.48	68502	5.75	267331	6.76	155320	8.17	269332	9.62	270910	12.66	267605	14.27
10M63321.D	ICV BNA@50PPM	39990	2.48	72283	5.75	284962	6.76	161097	8.17	271642	9.62	283799	12.66	275740	14.27

I1 =	1,4-Dioxane-d8(INT)	I4 =	Acenaphthene-d10	I7 =	Perylene-d12
I2 =	1,4-Dichlorobenzene-d4	I5 =	Phenanthrene-d10		
I3 =	Naphthalene-d8	I6 =	Chrysene-d12		

625/8270 Internal Standard concentration = 40 mg/L (in final extract)
624/8260 Internal Standard concentration = 30ug/L
524 Internal Standard concentration =5ug/L

Internal Standard Areas

Upper Limit = + 100% of internal standard area from daily cal or mid pt.

Lower Limit = - 50% of internal standard area from daily cal or mid pt.

Flags:

A - Indicates the compound failed the internal standard area criteria

R - Indicates the compound failed the internal standard retention time criteria.

Retention Times: Limit = within +/- 0.5 min of internal standard retention time from the daily cal or mid pt.

7062727 0195

FORM8

Internal Standard Areas

Evaluation Std Data File: 10M63789.D Method: EPA 8270D

Analysis Date/Time: 06/29/17 08:59

Lab File ID: CAL BNA@50PPM

	I1		I2		I3		I4		I5		I6		I7	
	Area	RT	Area	RT	Area	RT	Area	RT	Area	RT	Area	RT	Area	RT
Eval File Area/RT:	36182	2.46	77410	5.74	305926	6.74	175405	8.16	311164	9.60	332721	12.64	287923	14.25
Eval File Area Limit:	18091-72364		38705-154820		152963-611852		87702-350810		155582-622328		166360-665442		143962-575846	
Eval File Rt Limit:	1.96-2.96		5.24-6.24		6.24-7.24		7.66-8.66		9.1-10.1		12.14-13.14		13.75-14.75	

Data File	Sample														
10M63790.D	SMB60308	37670	2.46	79512	5.73	296747	6.74	159666	8.16	273967	9.60	255831	12.64	229105	14.25
10M63791.D	SMB60308(MS)	36383	2.47	75183	5.73	279851	6.74	153896	8.16	257876	9.60	246681	12.64	223787	14.25
10M63792.D	SMB60311(MS)	45673	2.48	92971	5.74	350651	6.74	190962	8.16	316761	9.60	285764	12.64	260912	14.25
10M63793.D	SMB60311	39765	2.48	80760	5.74	300070	6.74	162619	8.16	269442	9.60	220047	12.64	202322	14.25
10M63794.D	WMB60307	32898	2.47	64686	5.74	251504	6.74	143658	8.16	254942	9.60	271048	12.64	245095	14.25
10M63795.D	AC98703-001	35319	2.48	70760	5.74	267166	6.74	146370	8.16	254560	9.60	236744	12.64	217817	14.25
10M63796.D	AC98703-001(MS)	38442	2.48	78409	5.74	286329	6.74	154509	8.16	249184	9.61	230731	12.64	213758	14.25
10M63797.D	AC98703-001(MSD)	40664	2.48	82796	5.74	305434	6.74	165293	8.16	277056	9.61	258472	12.64	234155	14.25
10M63798.D	AC98694-001	25312	2.46	22021 A	5.73	110776 A	6.74	63293 A	8.16	125532 A	9.60	149226 A	12.64	137303 A	14.25
10M63799.D	AC98694-001(MS)	49042	2.48	97350	5.74	353465	6.74	184038	8.16	292685	9.61	236225	12.64	209424	14.25
10M63800.D	AC98694-001(MSD)	45909	2.48	94368	5.74	343769	6.74	182376	8.16	297092	9.60	242044	12.64	223481	14.25
10M63801.D	AC98687-001	36494	2.48	72408	5.74	270493	6.74	145292	8.16	247701	9.60	243859	12.64	223489	14.25
10M63802.D	AC98687-002	42946	2.48	84856	5.74	316623	6.74	165889	8.16	268652	9.60	220451	12.64	203083	14.25
10M63803.D	AC98687-003	35546	2.48	70634	5.74	265086	6.74	143202	8.16	229108	9.60	236435	12.64	218312	14.25
10M63804.D	AC98687-007	37211	2.48	75856	5.74	281858	6.74	149403	8.16	251749	9.60	230868	12.64	214648	14.25
10M63805.D	AC98687-008	42549	2.48	87482	5.74	325707	6.74	171592	8.16	281846	9.60	244333	12.64	231556	14.25
10M63806.D	AC98687-009	46981	2.48	95992	5.74	349885	6.74	187996	8.16	299685	9.60	258228	12.64	250350	14.25
10M63807.D	AC98687-011	37774	2.48	78005	5.74	285390	6.74	151051	8.16	244793	9.60	192695	12.64	186733	14.25
10M63808.D	AC98687-016	38431	2.48	78013	5.74	282088	6.74	151287	8.16	248187	9.60	212170	12.64	209745	14.25

I1 = 1,4-Dioxane-d8(INT)
I2 = 1,4-Dichlorobenzene-d4
I3 = Naphthalene-d8
I4 = Acenaphthene-d10
I5 = Phenanthrene-d10
I6 = Chrysene-d12
I7 = Perylene-d12

625/8270 Internal Standard concentration = 40 mg/L (in final extract)
624/8260 Internal Standard concentration = 30ug/L
524 Internal Standard concentration =5ug/L

Internal Standard Areas

Upper Limit = + 100% of internal standard area from daily cal or mid pt.

Lower Limit = - 50% of internal standard area from daily cal or mid pt.

Flags:

A - Indicates the compound failed the internal standard area criteria

R - Indicates the compound failed the internal standard retention time criteria.

Retention Times: Limit = within +/- 0.5 min of internal standard retention time from the daily cal or mid pt.

7062727 0196

FORM8

Internal Standard Areas

Evaluation Std Data File: 7M85125.D Method: EPA 8270D

Analysis Date/Time: 06/29/17 12:56

Lab File ID: CAL BNA@50PPM

	I1		I2		I3		I4		I5		I6		I7	
	Area	RT	Area	RT	Area	RT	Area	RT	Area	RT	Area	RT	Area	RT
Eval File Area/RT:	42457	2.51	79626	5.79	302414	6.81	179405	8.25	325612	9.70	367204	12.74	308867	14.43
Eval File Area Limit:	21228-84914		39813-159252		151207-604828		89702-358810		162806-651224		183602-734408		154434-617734	
Eval File Rt Limit:	2.01-3.01		5.29-6.29		6.31-7.31		7.75-8.75		9.2-10.2		12.24-13.24		13.93-14.93	

Data File	Sample														
7M85126.D	SMB60308	31853	2.51	58666	5.78	218292	6.80	125600	8.23	235033	9.68	315542	12.73	316596	14.37
7M85127.D	SMB60311	20979A	2.50	50741	5.78	217690	6.82	145458	8.27	296447	9.72	352122	12.74	282736	14.40
7M85128.D	AC98693-001	33341	2.51	72531	5.78	295899	6.80	185109	8.24	351525	9.69	329149	12.73	255108	14.37
7M85129.D	AC98693-002	28880	2.51	65226	5.78	264963	6.79	170279	8.22	328684	9.68	316838	12.73	240710	14.38
7M85130.D	AC98693-003	31731	2.51	62635	5.78	248494	6.80	163919	8.22	331973	9.68	346852	12.73	275137	14.37
7M85131.D	AC98703-002	33723	2.51	77055	5.79	323559	6.79	212623	8.22	398111	9.68	350039	12.73	277400	14.36
7M85132.D	AC98711-003(5X)	43387	2.51	96709	5.79	402456	6.79	267462	8.22	509381	9.68	452722	12.74	386753	14.37
7M85133.D	AC98711-001	25751	2.51	63029	5.79	278538	6.79	189261	8.22	370668	9.68	331576	12.73	268788	14.38
7M85134.D	AC98711-002	32803	2.51	74715	5.78	308039	6.80	201619	8.22	388226	9.68	329642	12.73	276143	14.37
7M85135.D	AC98711-004	32495	2.51	72268	5.78	307118	6.80	203733	8.22	404765	9.68	344783	12.73	276338	14.36
7M85136.D	AC98597-003	32441	2.51	104723	5.79	166382	6.81	215592	8.26	415823	9.69	310546	12.73	264761	14.35
7M85137.D	AC98687-004	26279	2.51	52478	5.79	213915	6.79	136739	8.21	288241	9.68	364081	12.73	277029	14.35
7M85138.D	AC98687-005	23735	2.51	60773	5.78	262768	6.79	179951	8.22	376613	9.68	346060	12.73	270975	14.35
7M85139.D	AC98687-006	29986	2.51	72860	5.78	306592	6.79	203003	8.21	402128	9.68	331760	12.73	275906	14.36
7M85140.D	AC98687-010	33592	2.51	76788	5.79	327581	6.79	219597	8.21	429250	9.68	349681	12.73	295347	14.35
7M85141.D	AC98694-002	30462	2.51	75244	5.79	333087	6.79	223695	8.21	433229	9.68	346151	12.73	292909	14.35
7M85142.D	AC98694-003	26864	2.51	63526	5.79	273396	6.79	186262	8.21	372208	9.68	325488	12.73	264875	14.35
7M85143.D	AC98694-004	37026	2.51	86987	5.78	378998	6.79	251029	8.21	472781	9.68	369836	12.73	320342	14.36
7M85144.D	AC98694-005	31654	2.51	74712	5.79	330117	6.79	226403	8.21	452503	9.68	386328	12.74	333565	14.36
7M85145.D	AC98694-006	27809	2.51	68841	5.79	296485	6.79	200707	8.21	391211	9.68	319180	12.73	270925	14.35
7M85146.D	AC98694-007	27078	2.51	59683	5.78	236993	6.79	156769	8.21	335481	9.68	371664	12.73	282976	14.35
7M85147.D	AC98694-008	32543	2.51	79267	5.78	339891	6.79	225407	8.21	428794	9.67	330655	12.73	274504	14.35
7M85148.D	AC98694-009	41483	2.51	87058	5.79	368168	6.79	238499	8.21	430959	9.68	387606	12.73	349178	14.36
7M85149.D	AC98694-010	32160	2.51	74179	5.79	307551	6.79	202906	8.21	413964	9.68	385627	12.73	312620	14.35
7M85150.D	AC98694-011	29507	2.51	68197	5.79	286924	6.79	194724	8.21	413471	9.68	418510	12.73	324016	14.35
7M85151.D	AC98694-012	31037	2.51	75626	5.78	322701	6.79	210635	8.21	399213	9.68	310229	12.73	264074	14.35
7M85152.D	AC98601-001	26816	2.51	72268	5.79	306574	6.79	263217	8.22	435710	9.69	329036	12.73	280962	14.35
7M85153.D	AC98601-004	29804	2.51	85640	5.79	349205	6.80	348882	8.23	512667	9.69	383191	12.73	312864	14.35

I1 =	1,4-Dioxane-d8(INT)	I4 =	Acenaphthene-d10	I7 =	Perylene-d12
I2 =	1,4-Dichlorobenzene-d4	I5 =	Phenanthrene-d10		
I3 =	Naphthalene-d8	I6 =	Chrysene-d12		

625/8270 Internal Standard concentration = 40 mg/L (in final extract)
624/8260 Internal Standard concentration = 30ug/L
524 Internal Standard concentration =5ug/L

Internal Standard Areas

Upper Limit = + 100% of internal standard area from daily cal or mid pt.

Lower Limit = - 50% of internal standard area from daily cal or mid pt.

Flags:

A - Indicates the compound failed the internal standard area criteria

R - Indicates the compound failed the internal standard retention time criteria.

Retention Times: Limit = within +/- 0.5 min of internal standard retention time from the daily cal or mid pt.

7062727 0197

FORM8

Internal Standard Areas

Evaluation Std Data File: 7M85155.D Method: EPA 8270D

Analysis Date/Time: 06/30/17 09:30

Lab File ID: CAL BNA@50PPM

	I1		I2		I3		I4		I5		I6		I7	
	Area	RT	Area	RT	Area	RT	Area	RT	Area	RT	Area	RT	Area	RT
Eval File Area/RT:	46690	2.49	84326	5.78	320741	6.81	192173	8.27	346150	9.71	366127	12.73	305318	14.38
Eval File Area Limit:	23345-93380		42163-168652		160370-641482		96086-384346		173075-692300		183064-732254		152659-610636	
Eval File Rt Limit:	1.99-2.99		5.28-6.28		6.31-7.31		7.77-8.77		9.21-10.21		12.23-13.23		13.88-14.88	

Data File	Sample														
7M85156.D	AC98694-001	31468	2.50	28599 A	5.77	175976	6.79	124500	8.22	263272	9.67	334427	12.72	253548	14.39
7M85157.D	SMB60311	37688	2.50	77673	5.78	297582	6.79	176957	8.22	314451	9.67	292739	12.73	226502	14.41
7M85158.D	AC98714-001	46424	2.50	85255	5.78	337865	6.79	245936	8.24	413486	9.69	360173	12.72	265924	14.36
7M85159.D	AC98714-002	37409	2.50	74205	5.78	290725	6.78	178291	8.21	325886	9.67	321394	12.72	247253	14.38
7M85160.D	AC98700-004	34890	2.50	69652	5.78	270119	6.79	162926	8.22	296059	9.68	279518	12.72	218758	14.38
7M85161.D	AC98700-005	47851	2.50	89038	5.78	327817	6.79	193728	8.22	348403	9.68	325080	12.72	240477	14.37
7M85162.D	AC98694-001	30775	2.50	25600 A	5.77	151433 A	6.79	102045	8.22	205920	9.68	220123	12.72	169530	14.39
7M85163.D	98687-006(10X)	57004	2.50	105898	5.78	398764	6.79	233868	8.21	445868	9.67	479298	12.72	354206	14.36
7M85164.D	AC98597-003(3X)	42804	2.50	93587	5.78	164611	6.79	290216	8.22	433910	9.67	447543	12.72	344716	14.36
7M85165.D	AC98601-001(3X)	43491	2.50	95676	5.78	371762	6.79	264616	8.21	481383	9.68	464485	12.72	349706	14.36
7M85166.D	AC98601-004(3X)	47660	2.50	98401	5.78	385676	6.79	296368	8.22	484443	9.68	476107	12.72	379899	14.37
7M85167.D	AC98687-006(10X)	39100	2.50	78388	5.78	316271	6.78	199650	8.21	376295	9.67	372328	12.72	322922	14.34
7M85168.D	AC98714-001(3X)	44884	2.50	97242	5.78	389818	6.79	264851	8.21	506228	9.67	530236	12.72	416347	14.34
7M85169.D	SMB60320	35123	2.50	70458	5.78	280632	6.78	173664	8.21	324686	9.67	301301	12.72	280228	14.36
7M85170.D	SMB60324	32740	2.50	68476	5.78	269841	6.78	166334	8.20	302747	9.66	315950	12.72	259229	14.34
7M85171.D	AC98711-005	37999	2.50	73979	5.78	295283	6.78	178502	8.20	324657	9.66	298080	12.72	237431	14.34
7M85172.D	AC98711-006	37481	2.50	75487	5.78	299677	6.78	178297	8.20	329376	9.67	304846	12.72	238758	14.34
7M85173.D	AC98711-007	34720	2.50	68398	5.78	271673	6.79	167558	8.21	307877	9.67	312574	12.72	231927	14.34
7M85174.D	AC98711-008	46907	2.50	94841	5.78	358226	6.78	213664	8.20	382413	9.67	341475	12.72	273121	14.34
7M85175.D	AC98711-009	33867	2.50	67292	5.78	263855	6.78	159151	8.20	291070	9.66	269157	12.72	214266	14.34
7M85176.D	AC98703-002(R)	37217	2.50	75327	5.78	294357	6.78	175014	8.20	308848	9.66	300066	12.72	239941	14.34
7M85177.D	AC98597-003(3X)	37394	2.50	87583	5.78	184712	6.79	261110	8.21	385010	9.67	344213	12.72	281498	14.34
7M85178.D	AC98597-003(3X)(MS)	41080	2.50	93462	5.78	139486 A	6.79	268724	8.22	405245	9.67	348296	12.72	339091	14.34
7M85179.D	AC98597-003(3X)(MS	37053	2.50	86582	5.78	155609 A	6.79	248350	8.21	422904	9.67	406258	12.72	275368	14.34
7M85180.D	AC98601-002(3X)	44549	2.50	87722	5.78	330773	6.78	236510	8.21	437133	9.67	518504	12.72	397886	14.34
7M85181.D	AC98601-005(3X)	38860	2.50	81558	5.78	318176	6.78	214275	8.20	381393	9.67	342677	12.72	274269	14.34
7M85182.D	AC98716-001(3X)	39205	2.50	77109	5.78	312442	6.78	197013	8.20	347557	9.66	384931	12.72	359929	14.34
7M85183.D	AC98722-001(3X)	42239	2.50	83309	5.78	325785	6.78	195710	8.20	340755	9.67	316472	12.72	288615	14.35

I1 =	1,4-Dioxane-d8(INT)	I4 =	Acenaphthene-d10	I7 =	Perylene-d12
I2 =	1,4-Dichlorobenzene-d4	I5 =	Phenanthrene-d10		
I3 =	Naphthalene-d8	I6 =	Chrysene-d12		

625/8270 Internal Standard concentration = 40 mg/L (in final extract)
624/8260 Internal Standard concentration = 30ug/L
524 Internal Standard concentration =5ug/L

Internal Standard Areas

Upper Limit = + 100% of internal standard area from daily cal or mid pt.

Lower Limit = - 50% of internal standard area from daily cal or mid pt.

Flags:

A - Indicates the compound failed the internal standard area criteria

R - Indicates the compound failed the internal standard retention time criteria.

Retention Times: Limit = within +/- 0.5 min of internal standard retention time from the daily cal or mid pt.

PCB Data

Form1

ORGANICS PCB REPORT

Sample Number: AC98694-001
Client Id: SB-7
Data File: 3G102101.D
Analysis Date: 06/29/17 15:25
Date Rec/Extracted: 06/27/17-06/29/17
Column: DB-17/1701P 30M 0.32mm ID 0.25um film

Method: EPA 8082A
Matrix: Soil
Initial Vol: 20g
Final Vol: 10ml
Dilution: 1
Solids: 87

Units: mg/Kg

Cas #	Compound	RL	Conc	Cas #	Compound	RL	Conc
12674-11-2	Aroclor-1016	0.029	U	11097-69-1	Aroclor-1254	0.029	U
11104-28-2	Aroclor-1221	0.029	U	11096-82-5	Aroclor-1260	0.029	U
11141-16-5	Aroclor-1232	0.029	U	37324-23-5	Aroclor-1262	0.029	U
53469-21-9	Aroclor-1242	0.029	U	11100-14-4	Aroclor-1268	0.029	U
12672-29-6	Aroclor-1248	0.029	U	1336-36-3	Aroclor (Total)	0.029	U

Worksheet #: 429095 *Total Target Concentration* 0 ColumnID: (^) Indicates results from 2nd column

U - Indicates the compound was analyzed but not detected.
B - Indicates the analyte was found in the blank as well as in the sample.
E - Indicates the analyte concentration exceeds the calibration range of the instrument.
R - Retention Time Out
J - Indicates an estimated value when a compound is detected at less than the specified detection limit.
d - Pesticide %Diff>40% between columns due to coelution. Lower concentration usea
Chlordane (Total) is sum of a-Chlordane and y-Chlordane.

Data Path : G:\Gcdata\2017\GC_3\Data\06-29-17\
Data File : 3G102101.D
Signal(s) : Signal #1: ECD1A.CH Signal #2: ECD2B.CH
Acq On : 29 Jun 2017 15:25
Operator : MS/MLC/ZM
Sample : AC98694-001
Misc : S,PCB
ALS Vial : 7 Sample Multiplier: 1

Integration File signal 1: autoint1.e
Integration File signal 2: autoint2.e
Quant Time: Jun 29 16:19:48 2017
Quant Method : G:\GCDATA\2017\GC_3\METHODQT\3G_C0606.M
Quant Title : @GC_3,ug,608,8082
QLast Update : Tue Jun 06 12:33:12 2017
Response via : Initial Calibration
Integrator: ChemStation

Volume Inj. : 1ul
Signal #1 Phase : db-1701P Signal #2 Phase: db-17
Signal #1 Info : .32 Signal #2 Info : .32

Compound	RT#1	RT#2	Resp#1	Resp#2	pg#1	pg#2
Target Compounds						
1)TCMX-Surrogate	3.810	3.836	399038	688699	71.161	71.707
45)DCB-Surrogate	10.045	10.669	434730	733118	69.591	68.167

(f)=RT Delta > 1/2 Window (#)=Amounts differ by > 25% (m)=manual int.

Data Path : G:\Gcdata\2017\GC_3\Data\06-29-17\
Data File : 3G102101.D
Signal(s) : Signal #1: ECD1A.CH Signal #2: ECD2B.CH
Acq On : 29 Jun 2017 15:25
Operator : MS/MLC/ZM
Sample : AC98694-001
Misc : S,PCB
ALS Vial : 7 Sample Multiplier: 1

Integration File signal 1: autoint1.e
Integration File signal 2: autoint2.e
Quant Time: Jun 29 16:19:48 2017
Quant Method : G:\GCDATA\2017\GC_3\METHODQT\3G_C0606.M
Quant Title : @GC_3,ug,608,8082
QLast Update : Tue Jun 06 12:33:12 2017
Response via : Initial Calibration
Integrator: ChemStation

Volume Inj. : 1ul
Signal #1 Phase : db-1701P Signal #2 Phase: db-17
Signal #1 Info : .32 Signal #2 Info : .32

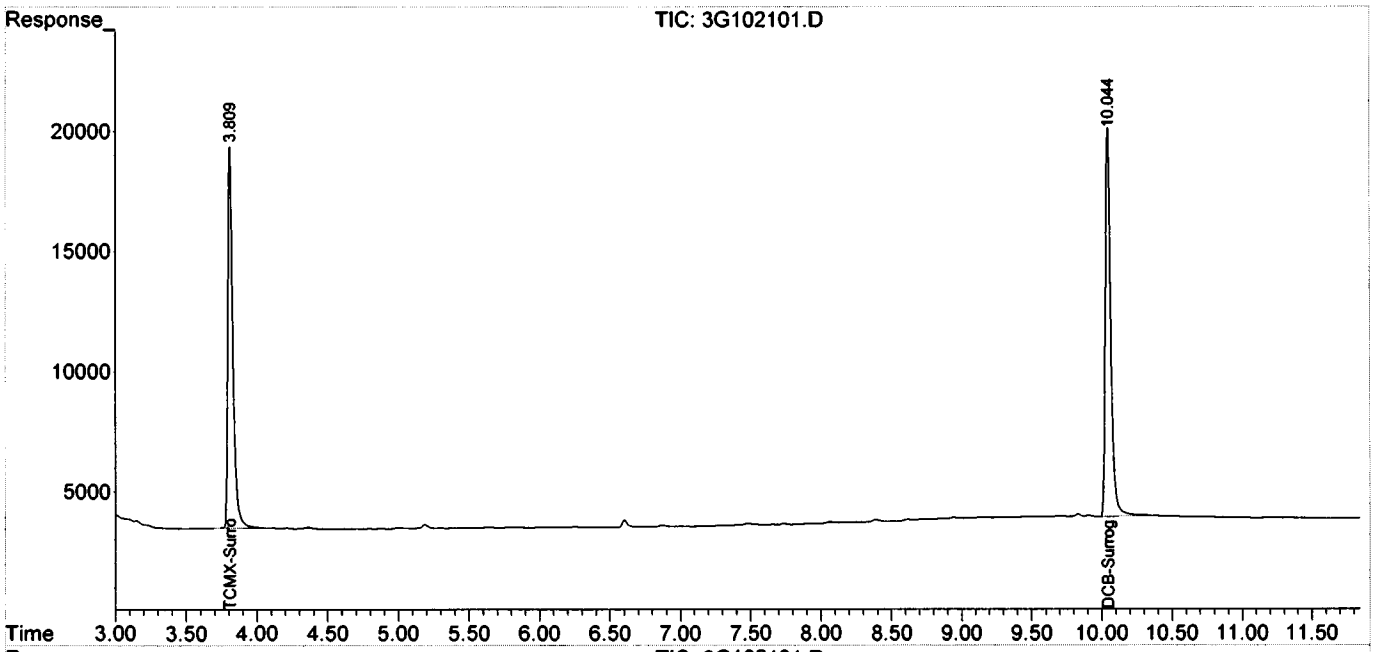

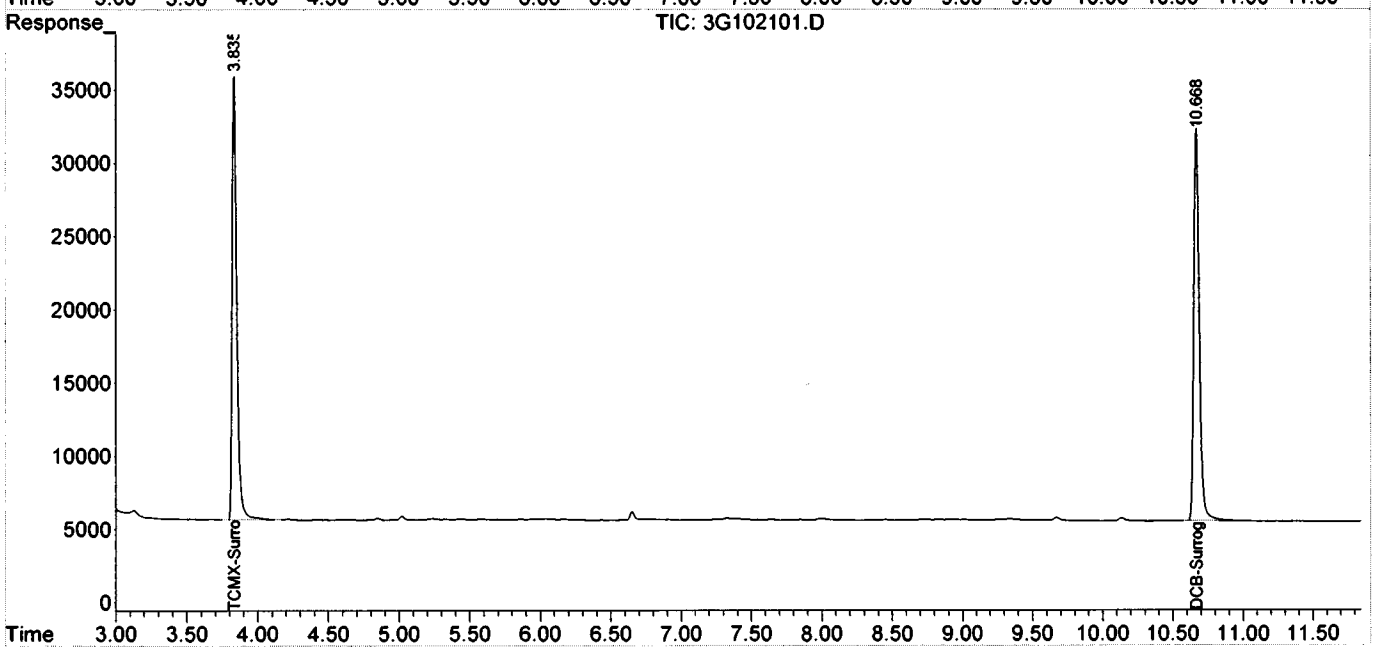

Form1

ORGANICS PCB REPORT

Sample Number: AC98694-002
Client Id: SB-8A
Data File: 3G102102.D
Analysis Date: 06/29/17 15:40
Date Rec/Extracted: 06/27/17-06/29/17
Column: DB-17/1701P 30M 0.32mm ID 0.25um film

Method: EPA 8082A
Matrix: Soil
Initial Vol: 20g
Final Vol: 10ml
Dilution: 1
Solids: 87

Units: mg/Kg

Cas #	Compound	RL	Conc	Cas #	Compound	RL	Conc
12674-11-2	Aroclor-1016	0.029	U	11097-69-1	Aroclor-1254	0.029	U
11104-28-2	Aroclor-1221	0.029	U	11096-82-5	Aroclor-1260	0.029	U
11141-16-5	Aroclor-1232	0.029	U	37324-23-5	Aroclor-1262	0.029	U
53469-21-9	Aroclor-1242	0.029	U	11100-14-4	Aroclor-1268	0.029	U
12672-29-6	Aroclor-1248	0.029	U	1336-36-3	Aroclor (Total)	0.029	U

Worksheet #: 429095 *Total Target Concentration* 0 ColumnID: (^) Indicates results from 2nd column

U - Indicates the compound was analyzed but not detected.
B - Indicates the analyte was found in the blank as well as in the sample.
E - Indicates the analyte concentration exceeds the calibration range of the instrument.
R - Retention Time Out
J - Indicates an estimated value when a compound is detected at less than the specified detection limit.
d - Pesticide %Diff>40% between columns due to coelution. Lower concentration used
Chlordane (Total) is sum of a-Chlordane and y-Chlordane.

Data Path : G:\Gcdata\2017\GC_3\Data\06-29-17\
Data File : 3G102102.D
Signal(s) : Signal #1: ECD1A.CH Signal #2: ECD2B.CH
Acq On : 29 Jun 2017 15:40
Operator : MS/MLC/ZM
Sample : AC98694-002
Misc : S,PCB
ALS Vial : 8 Sample Multiplier: 1

Integration File signal 1: autoint1.e
Integration File signal 2: autoint2.e
Quant Time: Jun 29 16:21:04 2017
Quant Method : G:\GCDATA\2017\GC_3\METHODQT\3G_C0606.M
Quant Title : @GC_3,ug,608,8082
QLast Update : Tue Jun 06 12:33:12 2017
Response via : Initial Calibration
Integrator: ChemStation

Volume Inj. : 1ul
Signal #1 Phase : db-1701P Signal #2 Phase: db-17
Signal #1 Info : .32 Signal #2 Info : .32

Compound	RT#1	RT#2	Resp#1	Resp#2	pg#1	pg#2
Target Compounds						
1)TCMX-Surrogate	3.811	3.837	383097	663999	68.319	69.136
45)DCB-Surrogate	10.045	10.670	497961	837589	79.713	77.881

(f)=RT Delta > 1/2 Window (#)=Amounts differ by > 25% (m)=manual int.

Data Path : G:\Gcdata\2017\GC_3\Data\06-29-17\
Data File : 3G102102.D
Signal(s) : Signal #1: ECD1A.CH Signal #2: ECD2B.CH
Acq On : 29 Jun 2017 15:40
Operator : MS/MLC/ZM
Sample : AC98694-002
Misc : S,PCB
ALS Vial : 8 Sample Multiplier: 1

Integration File signal 1: autoint1.e
Integration File signal 2: autoint2.e
Quant Time: Jun 29 16:21:04 2017
Quant Method : G:\GCDATA\2017\GC_3\METHODQT\3G_C0606.M
Quant Title : @GC_3,ug,608,8082
QLast Update : Tue Jun 06 12:33:12 2017
Response via : Initial Calibration
Integrator: ChemStation

Volume Inj. : 1ul
Signal #1 Phase : db-1701P Signal #2 Phase: db-17
Signal #1 Info : .32 Signal #2 Info : .32

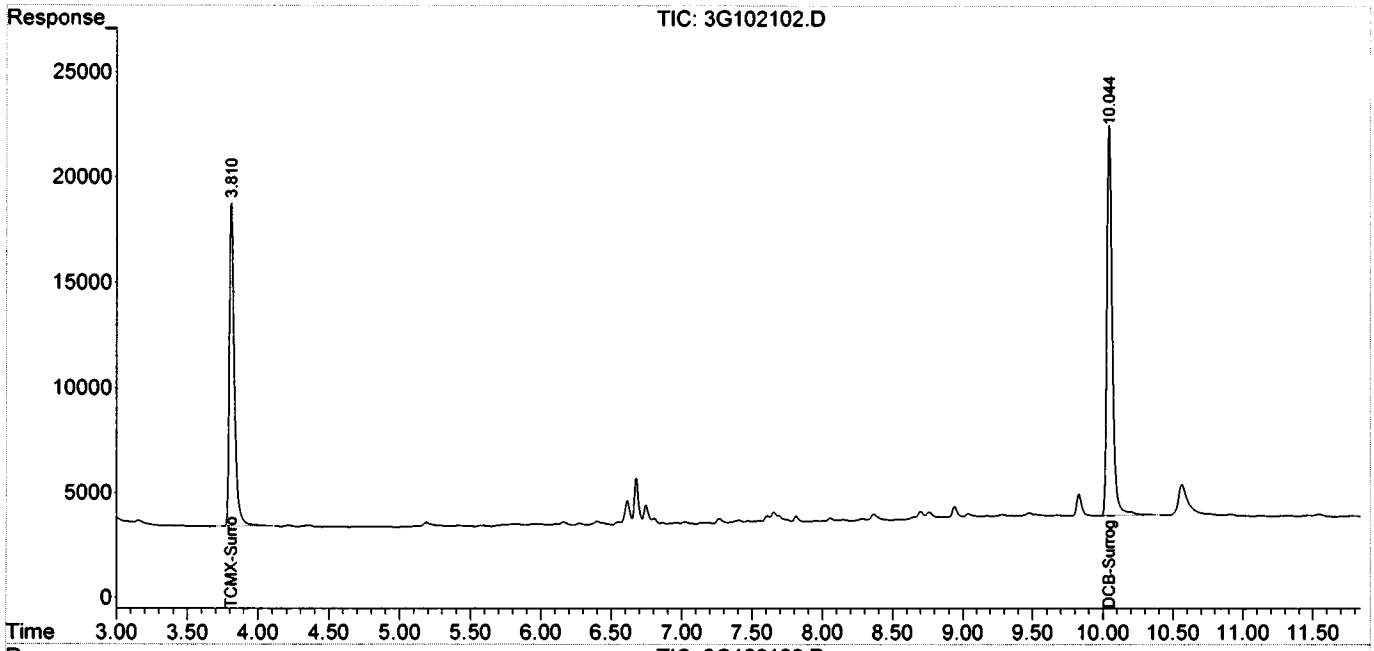

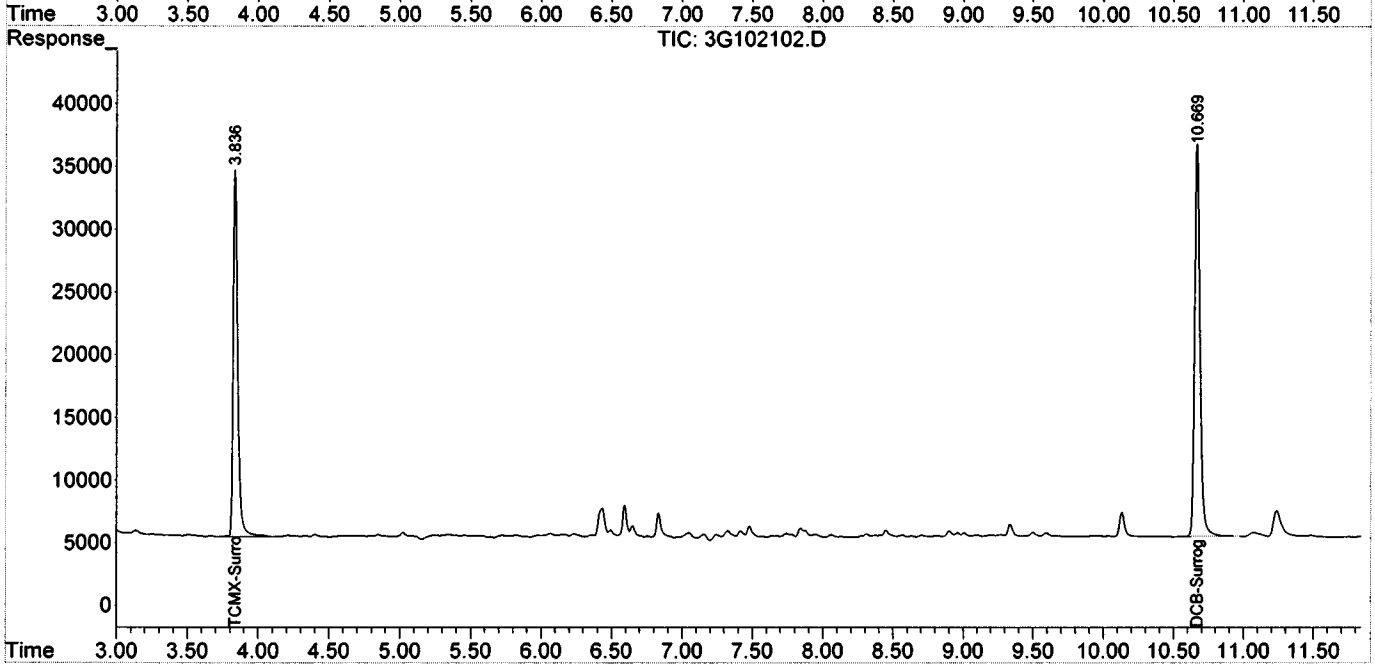

Form1

ORGANICS PCB REPORT

Sample Number: AC98694-003
Client Id: SB-8B
Data File: 3G102103.D
Analysis Date: 06/29/17 15:55
Date Rec/Extracted: 06/27/17-06/29/17
Column: DB-17/1701P 30M 0.32mm ID 0.25um film

Method: EPA 8082A
Matrix: Soil
Initial Vol: 20g
Final Vol: 10ml
Dilution: 1
Solids: 85

Units: mg/Kg

Cas #	Compound	RL	Conc	Cas #	Compound	RL	Conc
12674-11-2	Aroclor-1016	0.029	U	11097-69-1	Aroclor-1254	0.029	U
11104-28-2	Aroclor-1221	0.029	U	11096-82-5	Aroclor-1260	0.029	U
11141-16-5	Aroclor-1232	0.029	U	37324-23-5	Aroclor-1262	0.029	U
53469-21-9	Aroclor-1242	0.029	U	11100-14-4	Aroclor-1268	0.029	U
12672-29-6	Aroclor-1248	0.029	U	1336-36-3	Aroclor (Total)	0.029	U

Worksheet #: 429095 *Total Target Concentration* 0 ColumnID: (^) Indicates results from 2nd column

U - Indicates the compound was analyzed but not detected.
B - Indicates the analyte was found in the blank as well as in the sample.
E - Indicates the analyte concentration exceeds the calibration range of the instrument.
R - Retention Time Out
J - Indicates an estimated value when a compound is detected at less than the specified detection limit.
d - Pesticide %Diff>40% between columns due to coelution. Lower concentration usea
Chlordane (Total) is sum of a-Chlordane and y-Chlordane.

Quantitation Report (QT Reviewed)

Data Path : G:\Gcdata\2017\GC_3\Data\06-29-17\
Data File : 3G102103.D
Signal(s) : Signal #1: ECD1A.CH Signal #2: ECD2B.CH
Acq On : 29 Jun 2017 15:55
Operator : MS/MLC/ZM
Sample : AC98694-003
Misc : S,PCB
ALS Vial : 9 Sample Multiplier: 1

Integration File signal 1: autoint1.e
Integration File signal 2: autoint2.e
Quant Time: Jun 29 16:21:30 2017
Quant Method : G:\GCDATA\2017\GC_3\METHODQT\3G_C0606.M
Quant Title : @GC_3,ug,608,8082
QLast Update : Tue Jun 06 12:33:12 2017
Response via : Initial Calibration
Integrator: ChemStation

Volume Inj. : 1ul
Signal #1 Phase : db-1701P Signal #2 Phase: db-17
Signal #1 Info : .32 Signal #2 Info : .32

	Compound	RT#1	RT#2	Resp#1	Resp#2	pg#1	pg#2
	Target Compounds						
1)	TCMX-Surrogate	3.812	3.838	451382	772885	80.496	80.473
45)	DCB-Surrogate	10.046	10.670	498487	816456	79.797	75.916

(f)=RT Delta > 1/2 Window (#)=Amounts differ by > 25% (m)=manual int.

Data Path : G:\Gcdata\2017\GC_3\Data\06-29-17\
Data File : 3G102103.D
Signal(s) : Signal #1: ECD1A.CH Signal #2: ECD2B.CH
Acq On : 29 Jun 2017 15:55
Operator : MS/MLC/ZM
Sample : AC98694-003
Misc : S,PCB
ALS Vial : 9 Sample Multiplier: 1

Integration File signal 1: autoint1.e
Integration File signal 2: autoint2.e
Quant Time: Jun 29 16:21:30 2017
Quant Method : G:\GCDATA\2017\GC_3\METHODQT\3G_C0606.M
Quant Title : @GC_3,ug,608,8082
QLast Update : Tue Jun 06 12:33:12 2017
Response via : Initial Calibration
Integrator: ChemStation

Volume Inj. : 1ul
Signal #1 Phase : db-1701P Signal #2 Phase: db-17
Signal #1 Info : .32 Signal #2 Info : .32

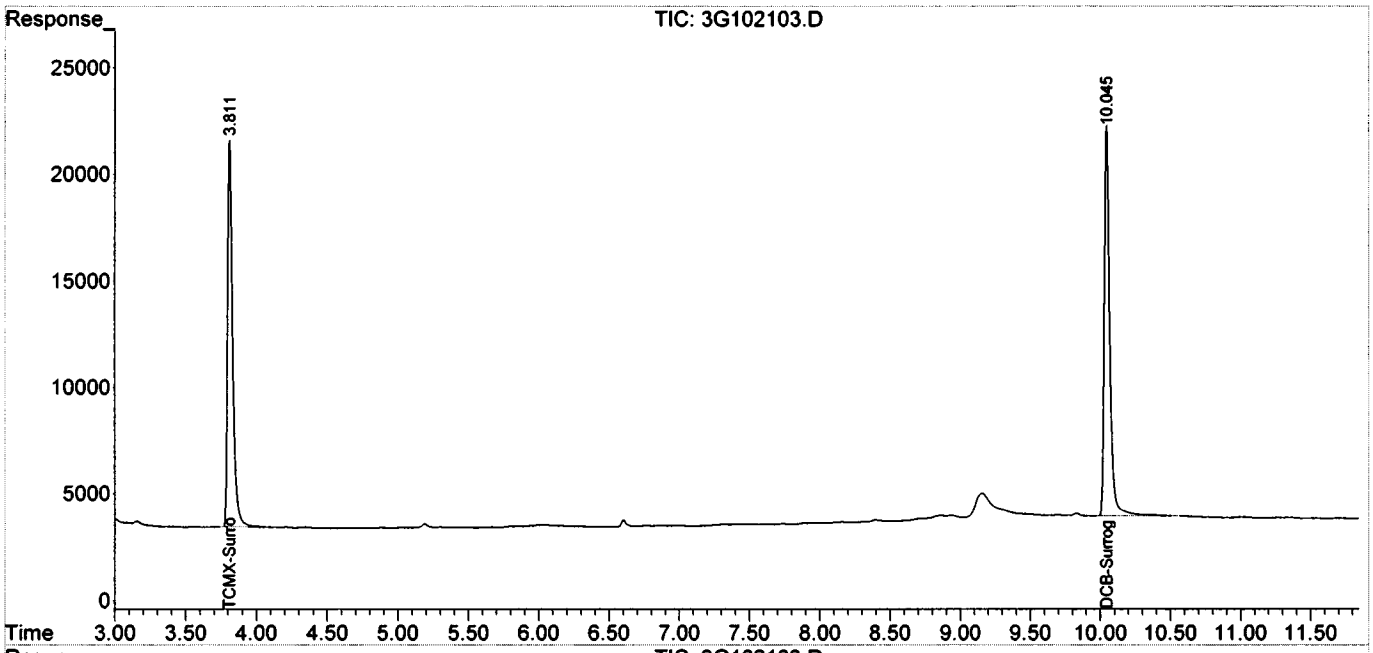

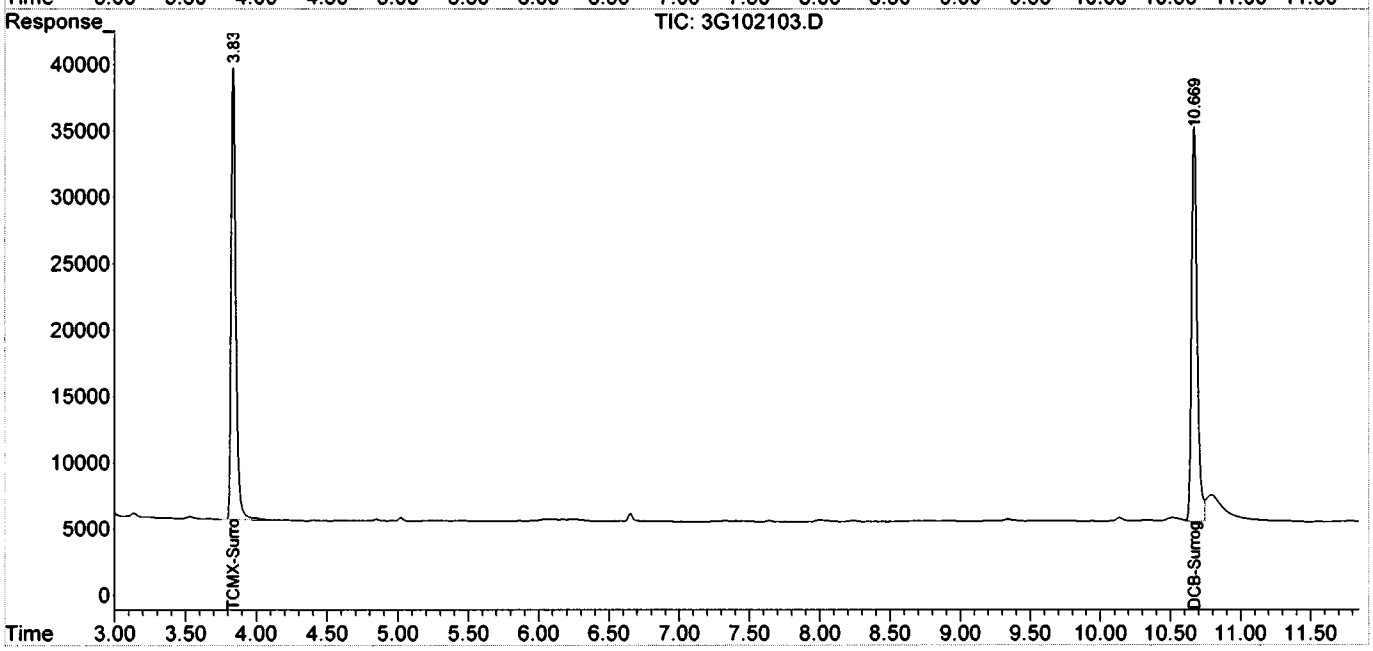

Form1

ORGANICS PCB REPORT

Sample Number: AC98694-004
Client Id: SB-15
Data File: 3G102104.D
Analysis Date: 06/29/17 16:10
Date Rec/Extracted: 06/27/17-06/29/17
Column: DB-17/1701P 30M 0.32mm ID 0.25um film

Method: EPA 8082A
Matrix: Soil
Initial Vol: 20g
Final Vol: 10ml
Dilution: 1
Solids: 86

Units: mg/Kg

Cas #	Compound	RL	Conc	Cas #	Compound	RL	Conc
12674-11-2	Aroclor-1016	0.029	U	11097-69-1	Aroclor-1254	0.029	U
11104-28-2	Aroclor-1221	0.029	U	11096-82-5	Aroclor-1260	0.029	U
11141-16-5	Aroclor-1232	0.029	U	**37324-23-5**	**(^)Aroclor-1262**	**0.029**	**0.040**
53469-21-9	Aroclor-1242	0.029	U	11100-14-4	Aroclor-1268	0.029	U
12672-29-6	Aroclor-1248	0.029	U	**1336-36-3**	**Aroclor (Total)**	**0.029**	**0.040**

Worksheet #: 429095

Total Target Concentration 0.04

ColumnID: (^) Indicates results from 2nd column

U - Indicates the compound was analyzed but not detected.
B - Indicates the analyte was found in the blank as well as in the sample.
E - Indicates the analyte concentration exceeds the calibration range of the instrument.
R - Retention Time Out
J - Indicates an estimated value when a compound is detected at less than the specified detection limit.
d - Pesticide %Diff>40% between columns due to coelution. Lower concentration used
Chlordane (Total) is sum of a-Chlordane and y-Chlordane.

Quantitation Report (QT Reviewed)

Data Path : G:\Gcdata\2017\GC_3\Data\06-29-17\
Data File : 3G102104.D
Signal(s) : Signal #1: ECD1A.CH Signal #2: ECD2B.CH
Acq On : 29 Jun 2017 16:10
Operator : MS/MLC/ZM
Sample : AC98694-004
Misc : S,PCB
ALS Vial : 10 Sample Multiplier: 1

Integration File signal 1: autoint1.e
Integration File signal 2: autoint2.e
Quant Time: Jun 30 13:18:13 2017
Quant Method : G:\GCDATA\2017\GC_3\METHODQT\3G_C0606.M
Quant Title : @GC_3,ug,608,8082
QLast Update : Tue Jun 06 12:33:12 2017
Response via : Initial Calibration
Integrator: ChemStation

Volume Inj. : 1ul
Signal #1 Phase : db-1701P Signal #2 Phase: db-17
Signal #1 Info : .32 Signal #2 Info : .32

Compound	RT#1	RT#2	Resp#1	Resp#2	pg#1	pg#2
Target Compounds						
1)TCMX-Surrogate	3.811	3.837	378609	644440	67.518	67.099
36)Aroclor-1262 {2}	8.697	8.899	20085	35266	78.356	79.490
37)Aroclor-1262 {3}	8.762	9.006	35596	34049	68.377	60.551
38)Aroclor-1262 {4}	9.474	9.591	14119	34275	52.791	64.453
45)DCB-Surrogate	10.044	10.669	466592	818289	74.691	76.087

(f)=RT Delta > 1/2 Window (#)=Amounts differ by > 25% (m)=manual int.

Data Path : G:\Gcdata\2017\GC_3\Data\06-29-17\
Data File : 3G102104.D
Signal(s) : Signal #1: ECD1A.CH Signal #2: ECD2B.CH
Acq On : 29 Jun 2017 16:10
Operator : MS/MLC/ZM
Sample : AC98694-004
Misc : S,PCB
ALS Vial : 10 Sample Multiplier: 1

Integration File signal 1: autoint1.e
Integration File signal 2: autoint2.e
Quant Time: Jun 30 13:18:13 2017
Quant Method : G:\GCDATA\2017\GC_3\METHODQT\3G_C0606.M
Quant Title : @GC_3,ug,608,8082
QLast Update : Tue Jun 06 12:33:12 2017
Response via : Initial Calibration
Integrator: ChemStation

Volume Inj. : 1ul
Signal #1 Phase : db-1701P Signal #2 Phase: db-17
Signal #1 Info : .32 Signal #2 Info : .32

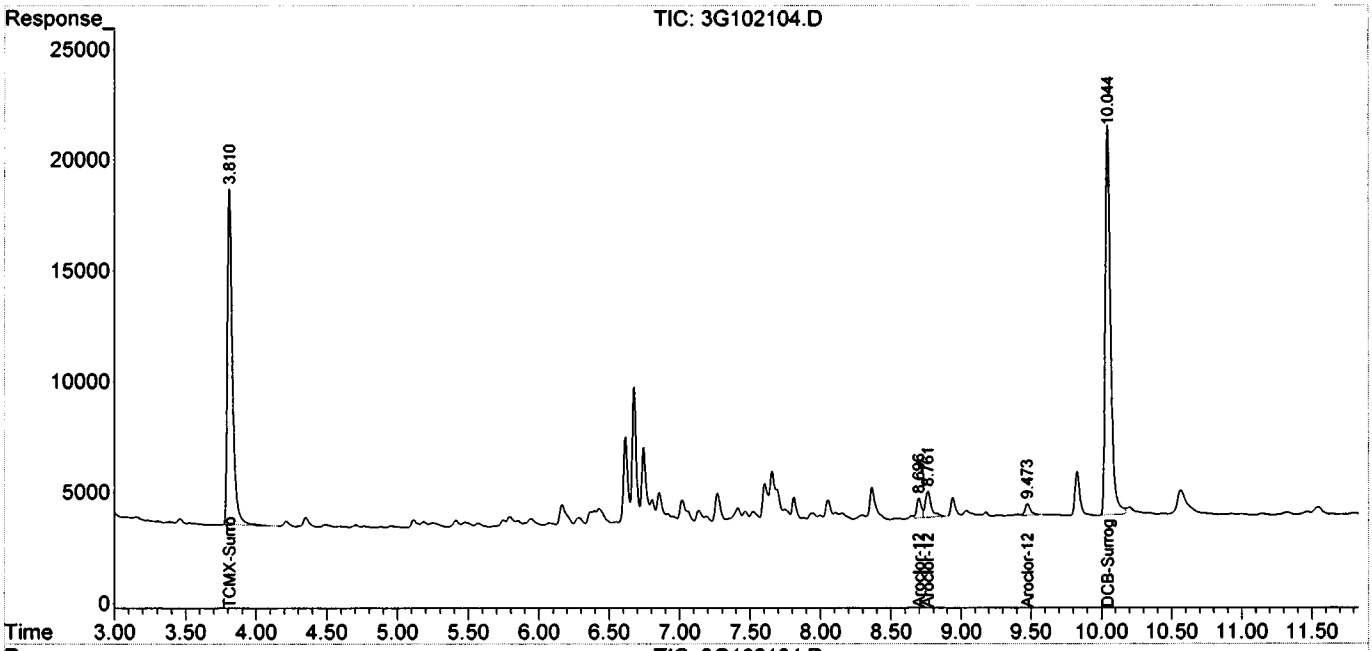

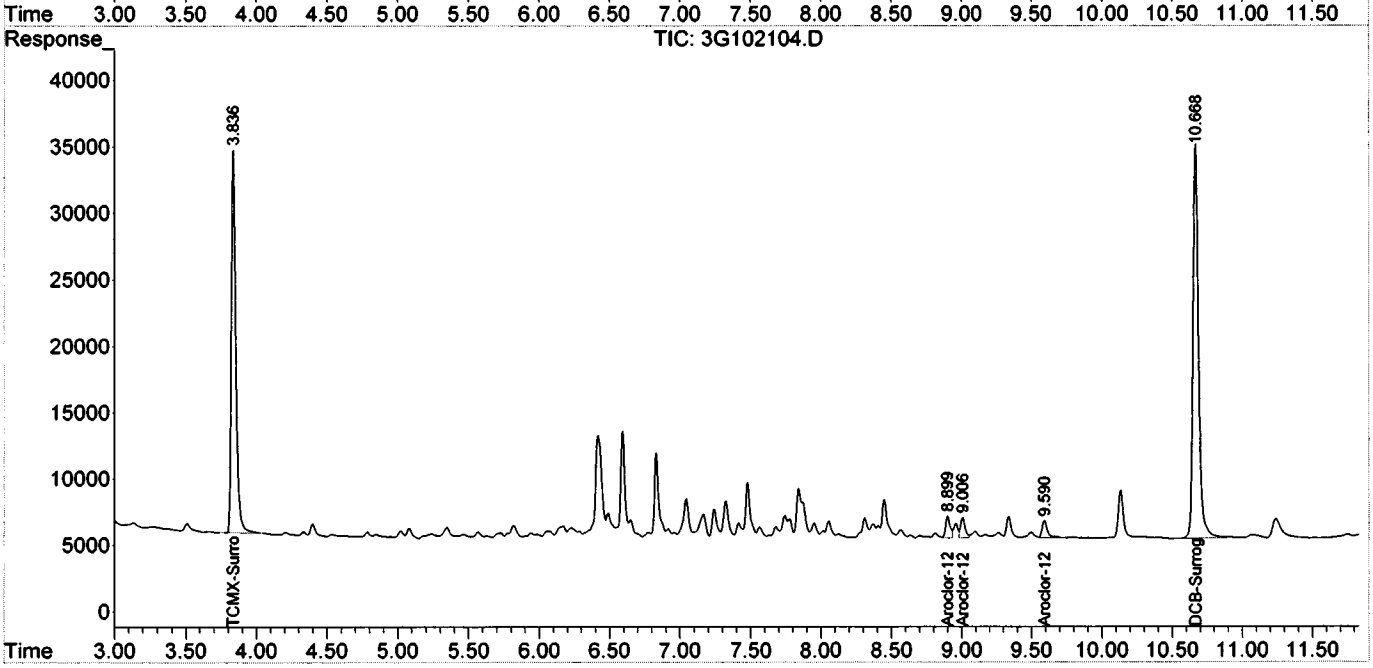

Form1

ORGANICS PCB REPORT

Sample Number: AC98694-005
Client Id: SB-9A
Data File: 3G102105.D
Analysis Date: 06/29/17 16:25
Date Rec/Extracted: 06/27/17-06/29/17
Column: DB-17/1701P 30M 0.32mm ID 0.25um film

Method: EPA 8082A
Matrix: Soil
Initial Vol: 20g
Final Vol: 10ml
Dilution: 1
Solids: 85

Units: mg/Kg

Cas #	Compound	RL	Conc	Cas #	Compound	RL	Conc
12674-11-2	Aroclor-1016	0.029	U	11097-69-1	Aroclor-1254	0.029	U
11104-28-2	Aroclor-1221	0.029	U	11096-82-5	Aroclor-1260	0.029	U
11141-16-5	Aroclor-1232	0.029	U	37324-23-5	Aroclor-1262	0.029	U
53469-21-9	Aroclor-1242	0.029	U	11100-14-4	Aroclor-1268	0.029	U
12672-29-6	Aroclor-1248	0.029	U	1336-36-3	Aroclor (Total)	0.029	U

Worksheet #: 429095 *Total Target Concentration* 0 ColumnID: (^) Indicates results from 2nd column

U - Indicates the compound was analyzed but not detected.
B - Indicates the analyte was found in the blank as well as in the sample.
E - Indicates the analyte concentration exceeds the calibration range of the instrument.
R - Retention Time Out
J - Indicates an estimated value when a compound is detected at less than the specified detection limit.
d - Pesticide %Diff>40% between columns due to coelution. Lower concentration used
Chlordane (Total) is sum of a-Chlordane and y-Chlordane.

Data Path : G:\Gcdata\2017\GC_3\Data\06-29-17\
Data File : 3G102105.D
Signal(s) : Signal #1: ECD1A.CH Signal #2: ECD2B.CH
Acq On : 29 Jun 2017 16:25
Operator : MS/MLC/ZM
Sample : AC98694-005
Misc : S,PCB
ALS Vial : 11 Sample Multiplier: 1

Integration File signal 1: autoint1.e
Integration File signal 2: autoint2.e
Quant Time: Jun 29 18:54:30 2017
Quant Method : G:\GCDATA\2017\GC_3\METHODQT\3G_C0606.M
Quant Title : @GC_3,ug,608,8082
QLast Update : Tue Jun 06 12:33:12 2017
Response via : Initial Calibration
Integrator: ChemStation

Volume Inj. : 1ul
Signal #1 Phase : db-1701P Signal #2 Phase: db-17
Signal #1 Info : .32 Signal #2 Info : .32

Compound	RT#1	RT#2	Resp#1	Resp#2	pg#1	pg#2
Target Compounds						
1)TCMX-Surrogate	3.812	3.838	415631	715153	74.120	74.462
45)DCB-Surrogate	10.044	10.668	516743	784248	82.719m	72.922m

(f)=RT Delta > 1/2 Window (#)=Amounts differ by > 25% (m)=manual int.

Data Path : G:\Gcdata\2017\GC_3\Data\06-29-17\
Data File : 3G102105.D
Signal(s) : Signal #1: ECD1A.CH Signal #2: ECD2B.CH
Acq On : 29 Jun 2017 16:25
Operator : MS/MLC/ZM
Sample : AC98694-005
Misc : S,PCB
ALS Vial : 11 Sample Multiplier: 1

Integration File signal 1: autoint1.e
Integration File signal 2: autoint2.e
Quant Time: Jun 29 18:54:30 2017
Quant Method : G:\GCDATA\2017\GC_3\METHODQT\3G_C0606.M
Quant Title : @GC_3,ug,608,8082
QLast Update : Tue Jun 06 12:33:12 2017
Response via : Initial Calibration
Integrator: ChemStation

Volume Inj. : 1ul
Signal #1 Phase : db-1701P Signal #2 Phase: db-17
Signal #1 Info : .32 Signal #2 Info : .32

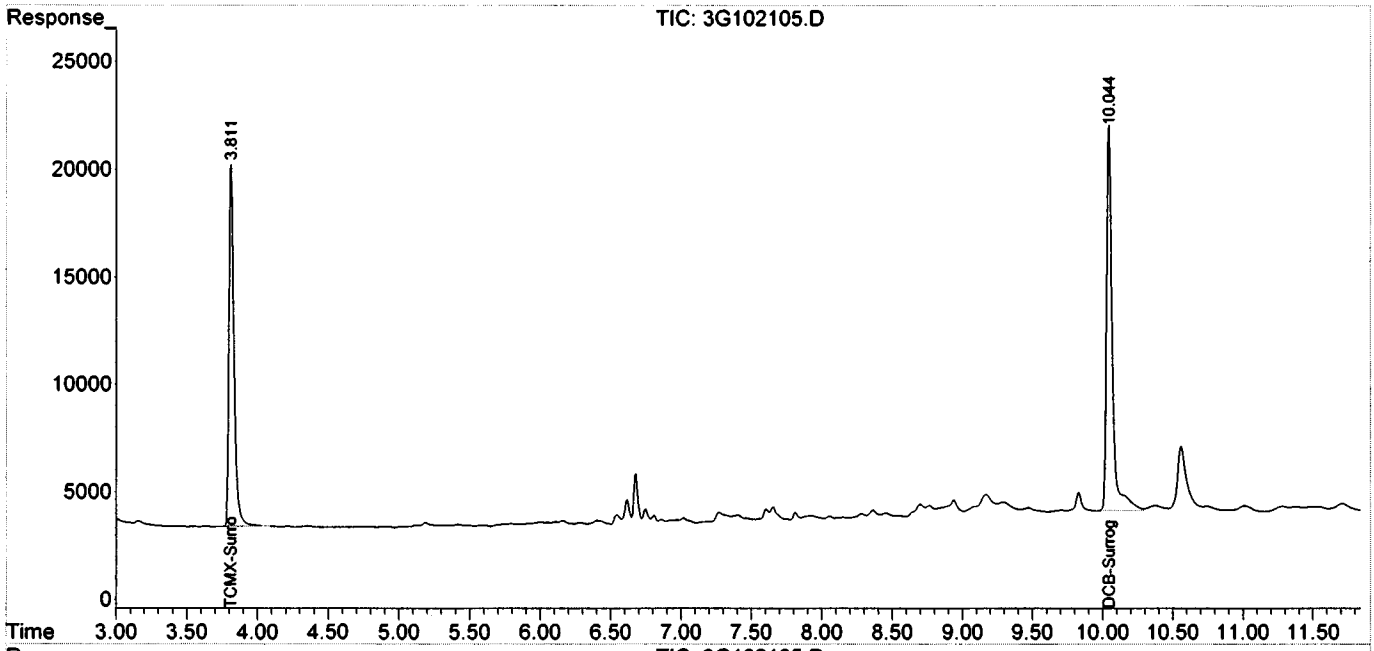

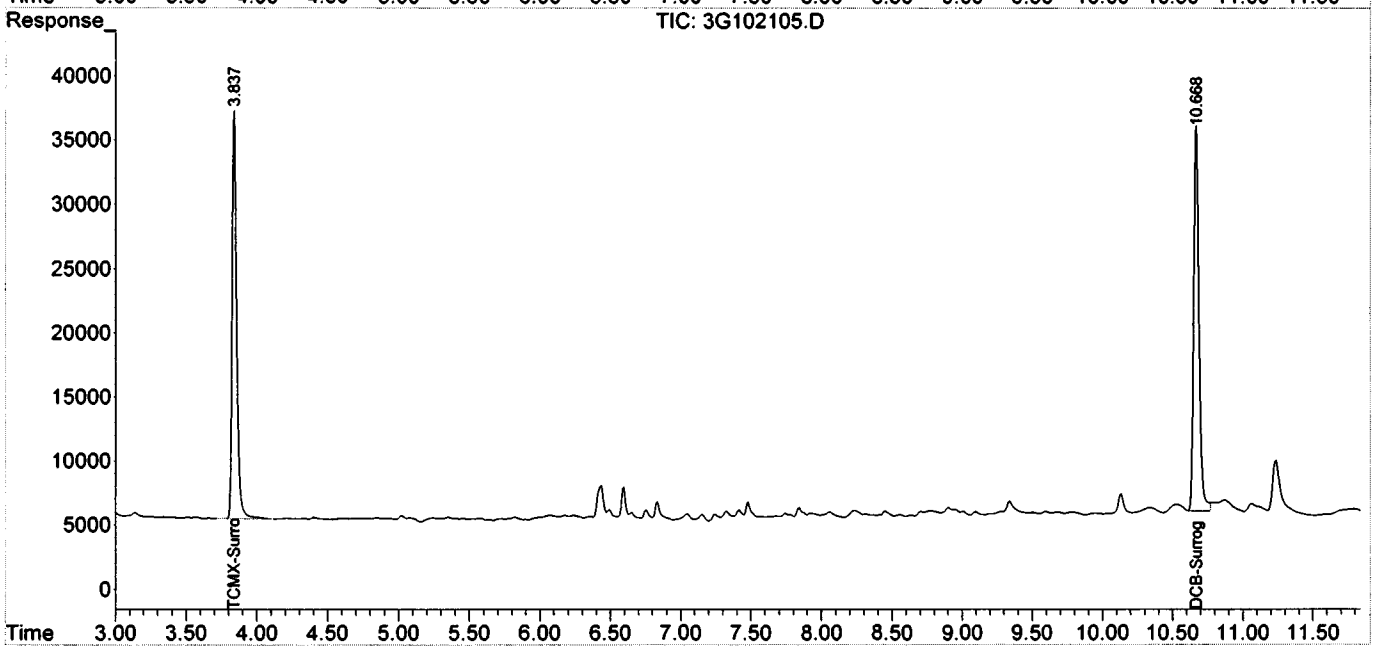

Form1

ORGANICS PCB REPORT

Sample Number: AC98694-006
Client Id: SB-9B
Data File: 3G102106.D
Analysis Date: 06/29/17 16:39
Date Rec/Extracted: 06/27/17-06/29/17
Column: DB-17/1701P 30M 0.32mm ID 0.25um film

Method: EPA 8082A
Matrix: Soil
Initial Vol: 20g
Final Vol: 10ml
Dilution: 1
Solids: 86

Units: mg/Kg

Cas #	Compound	RL	Conc	Cas #	Compound	RL	Conc
12674-11-2	Aroclor-1016	0.029	U	11097-69-1	Aroclor-1254	0.029	U
11104-28-2	Aroclor-1221	0.029	U	11096-82-5	Aroclor-1260	0.029	U
11141-16-5	Aroclor-1232	0.029	U	37324-23-5	Aroclor-1262	0.029	U
53469-21-9	Aroclor-1242	0.029	U	11100-14-4	Aroclor-1268	0.029	U
12672-29-6	Aroclor-1248	0.029	U	1336-36-3	Aroclor (Total)	0.029	U

Worksheet #: 429095 *Total Target Concentration* 0 ColumnID: (^) Indicates results from 2nd column

U - Indicates the compound was analyzed but not detected.
B - Indicates the analyte was found in the blank as well as in the sample.
E - Indicates the analyte concentration exceeds the calibration range of the instrument.
R - Retention Time Out
J - Indicates an estimated value when a compound is detected at less than the specified detection limit.
d - Pesticide %Diff>40% between columns due to coelution. Lower concentration used
Chlordane (Total) is sum of a-Chlordane and y-Chlordane.

Data Path : G:\Gcdata\2017\GC_3\Data\06-29-17\
Data File : 3G102106.D
Signal(s) : Signal #1: ECD1A.CH Signal #2: ECD2B.CH
Acq On : 29 Jun 2017 16:39
Operator : MS/MLC/ZM
Sample : AC98694-006
Misc : S,PCB
ALS Vial : 12 Sample Multiplier: 1

Integration File signal 1: autoint1.e
Integration File signal 2: autoint2.e
Quant Time: Jun 29 18:54:59 2017
Quant Method : G:\GCDATA\2017\GC_3\METHODQT\3G_C0606.M
Quant Title : @GC_3,ug,608,8082
QLast Update : Tue Jun 06 12:33:12 2017
Response via : Initial Calibration
Integrator: ChemStation

Volume Inj. : 1ul
Signal #1 Phase : db-1701P Signal #2 Phase: db-17
Signal #1 Info : .32 Signal #2 Info : .32

Compound	RT#1	RT#2	Resp#1	Resp#2	pg#1	pg#2
Target Compounds						
1)TCMX-Surrogate	3.811	3.837	415883	712492	74.165	74.185
45)DCB-Surrogate	10.044	10.669	458464	776034	73.390m	72.158

(f)=RT Delta > 1/2 Window (#)=Amounts differ by > 25% (m)=manual int.

Data Path : G:\Gcdata\2017\GC_3\Data\06-29-17\
Data File : 3G102106.D
Signal(s) : Signal #1: ECD1A.CH Signal #2: ECD2B.CH
Acq On : 29 Jun 2017 16:39
Operator : MS/MLC/ZM
Sample : AC98694-006
Misc : S,PCB
ALS Vial : 12 Sample Multiplier: 1

Integration File signal 1: autoint1.e
Integration File signal 2: autoint2.e
Quant Time: Jun 29 18:54:59 2017
Quant Method : G:\GCDATA\2017\GC_3\METHODQT\3G_C0606.M
Quant Title : @GC_3,ug,608,8082
QLast Update : Tue Jun 06 12:33:12 2017
Response via : Initial Calibration
Integrator: ChemStation

Volume Inj. : 1ul
Signal #1 Phase : db-1701P Signal #2 Phase: db-17
Signal #1 Info : .32 Signal #2 Info : .32

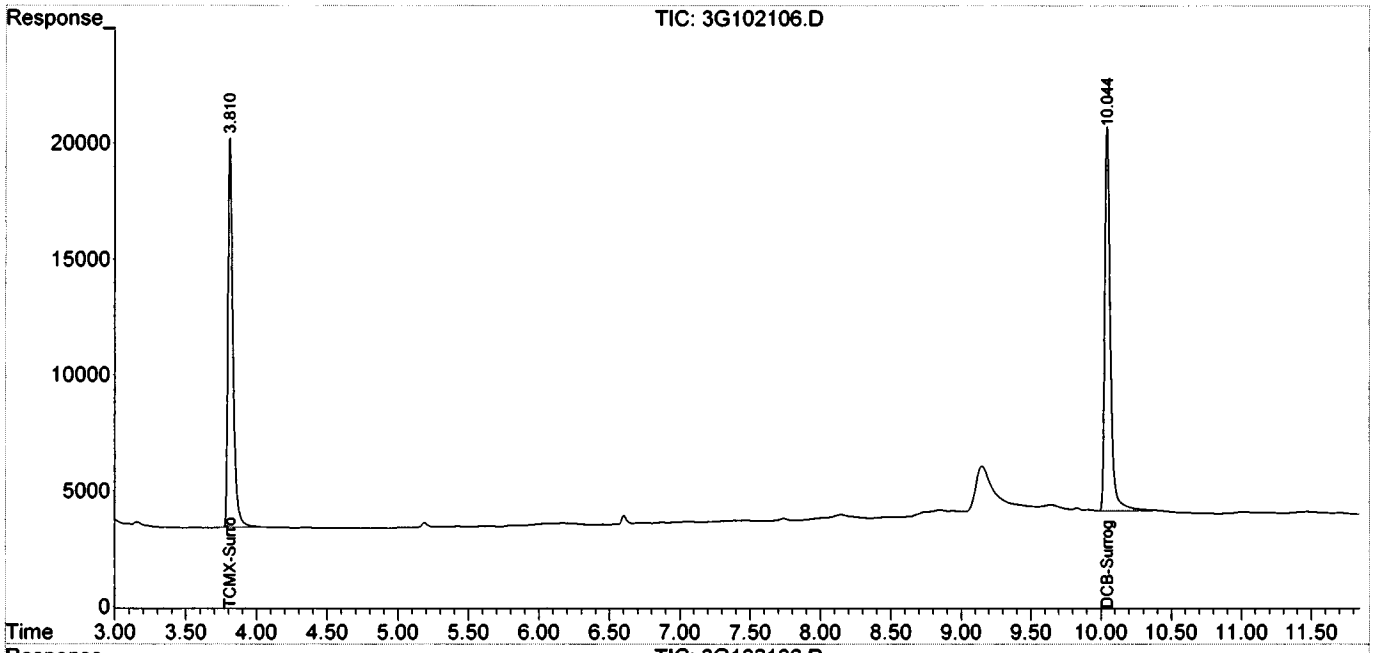

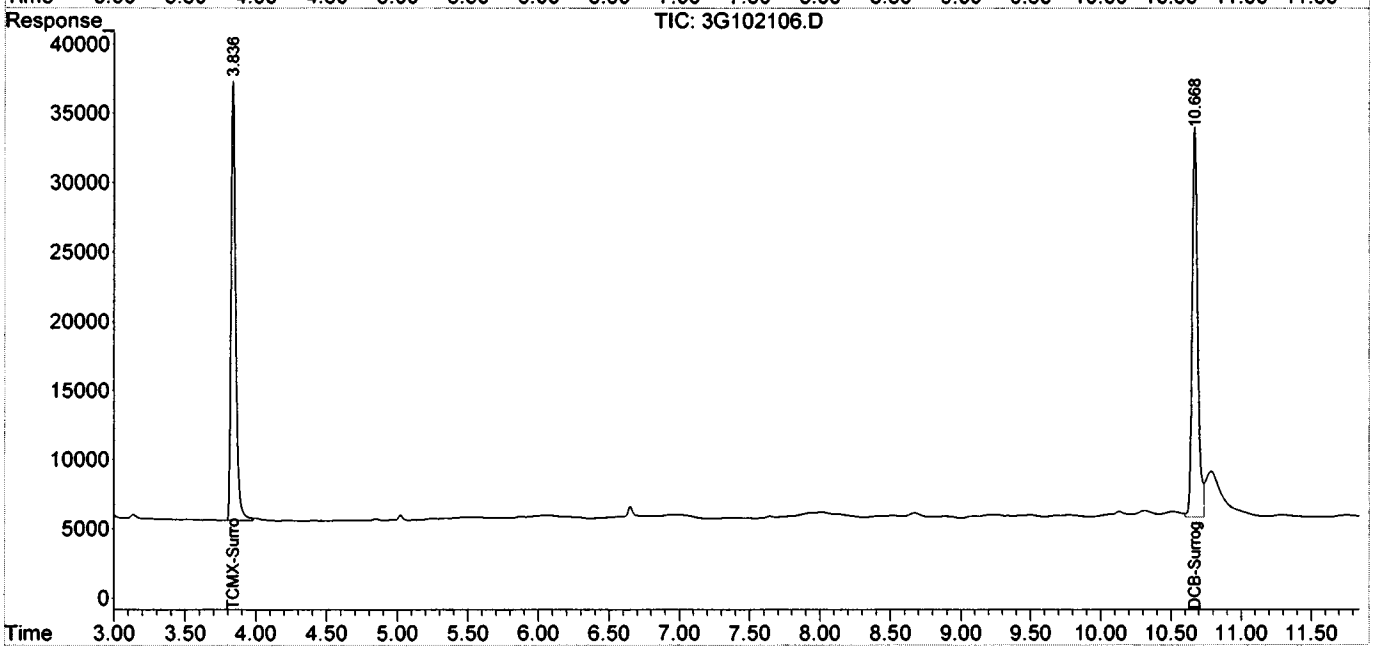

Form1

ORGANICS PCB REPORT

Sample Number: AC98694-007
Client Id: SB-16
Data File: 3G102107.D
Analysis Date: 06/29/17 16:54
Date Rec/Extracted: 06/27/17-06/29/17
Column: DB-17/1701P 30M 0.32mm ID 0.25um film

Method: EPA 8082A
Matrix: Soil
Initial Vol: 20g
Final Vol: 10ml
Dilution: 1
Solids: 88

Units: mg/Kg

Cas #	Compound	RL	Conc	Cas #	Compound	RL	Conc
12674-11-2	Aroclor-1016	0.028	U	11097-69-1	Aroclor-1254	0.028	U
11104-28-2	Aroclor-1221	0.028	U	11096-82-5	Aroclor-1260	0.028	U
11141-16-5	Aroclor-1232	0.028	U	37324-23-5	Aroclor-1262	0.028	U
53469-21-9	Aroclor-1242	0.028	U	11100-14-4	Aroclor-1268	0.028	U
12672-29-6	Aroclor-1248	0.028	U	1336-36-3	Aroclor (Total)	0.028	U

Worksheet #: 429095 *Total Target Concentration* 0 ColumnID: (^) Indicates results from 2nd column

U - Indicates the compound was analyzed but not detected.
B - Indicates the analyte was found in the blank as well as in the sample.
E - Indicates the analyte concentration exceeds the calibration range of the instrument.
R - Retention Time Out
J - Indicates an estimated value when a compound is detected at less than the specified detection limit.
d - Pesticide %Diff>40% between columns due to coelution. Lower concentration used
Chlordane (Total) is sum of a-Chlordane and y-Chlordane.

Quantitation Report (QT Reviewed)

Data Path : G:\Gcdata\2017\GC_3\Data\06-29-17\
Data File : 3G102107.D
Signal(s) : Signal #1: ECD1A.CH Signal #2: ECD2B.CH
Acq On : 29 Jun 2017 16:54
Operator : MS/MLC/ZM
Sample : AC98694-007
Misc : S,PCB
ALS Vial : 13 Sample Multiplier: 1

Integration File signal 1: autoint1.e
Integration File signal 2: autoint2.e
Quant Time: Jun 29 18:55:20 2017
Quant Method : G:\GCDATA\2017\GC_3\METHODQT\3G_C0606.M
Quant Title : @GC_3,ug,608,8082
QLast Update : Tue Jun 06 12:33:12 2017
Response via : Initial Calibration
Integrator: ChemStation

Volume Inj. : 1ul
Signal #1 Phase : db-1701P Signal #2 Phase: db-17
Signal #1 Info : .32 Signal #2 Info : .32

Compound	RT#1	RT#2	Resp#1	Resp#2	pg#1	pg#2
Target Compounds						
1)TCMX-Surrogate	3.812	3.838	437687	752248	78.054	78.324
45)DCB-Surrogate	10.047	10.669	593081	813411	94.939	75.633m

(f)=RT Delta > 1/2 Window (#)=Amounts differ by > 25% (m)=manual int.

Data Path : G:\Gcdata\2017\GC_3\Data\06-29-17\
Data File : 3G102107.D
Signal(s) : Signal #1: ECD1A.CH Signal #2: ECD2B.CH
Acq On : 29 Jun 2017 16:54
Operator : MS/MLC/ZM
Sample : AC98694-007
Misc : S,PCB
ALS Vial : 13 Sample Multiplier: 1

Integration File signal 1: autoint1.e
Integration File signal 2: autoint2.e
Quant Time: Jun 29 18:55:20 2017
Quant Method : G:\GCDATA\2017\GC_3\METHODQT\3G_C0606.M
Quant Title : @GC_3,ug,608,8082
QLast Update : Tue Jun 06 12:33:12 2017
Response via : Initial Calibration
Integrator: ChemStation

Volume Inj. : 1ul
Signal #1 Phase : db-1701P Signal #2 Phase: db-17
Signal #1 Info : .32 Signal #2 Info : .32

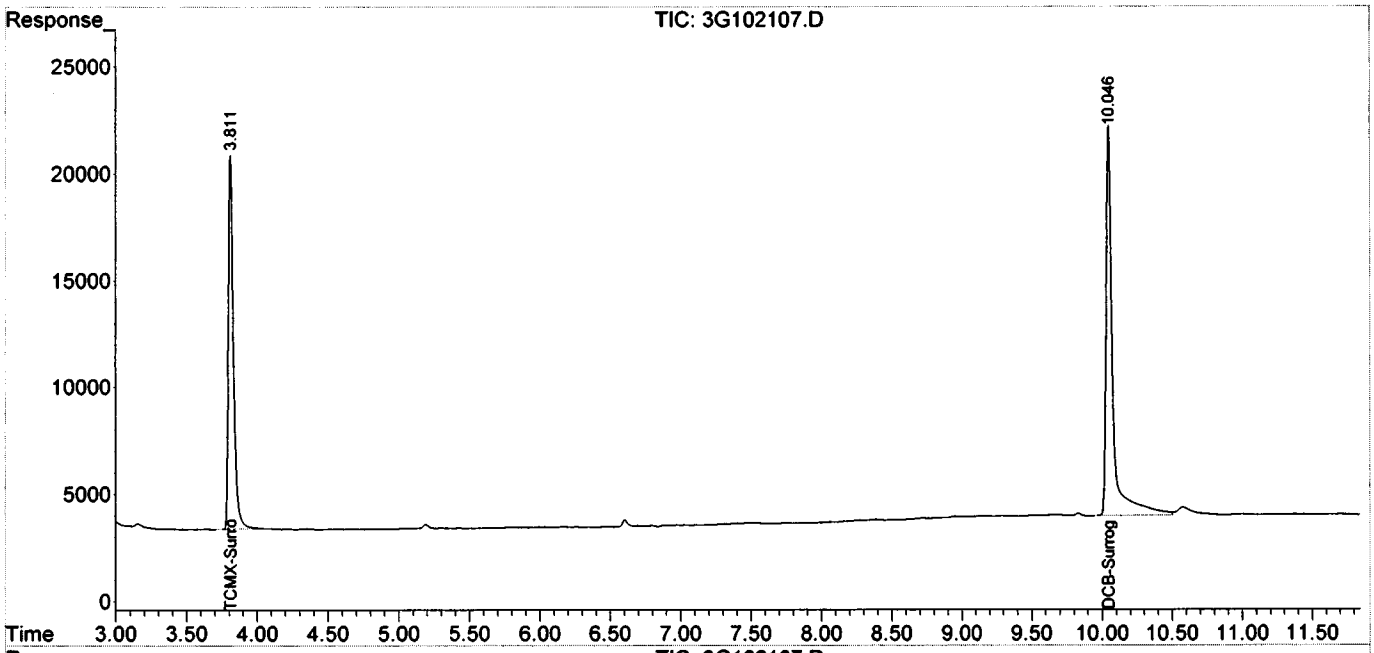

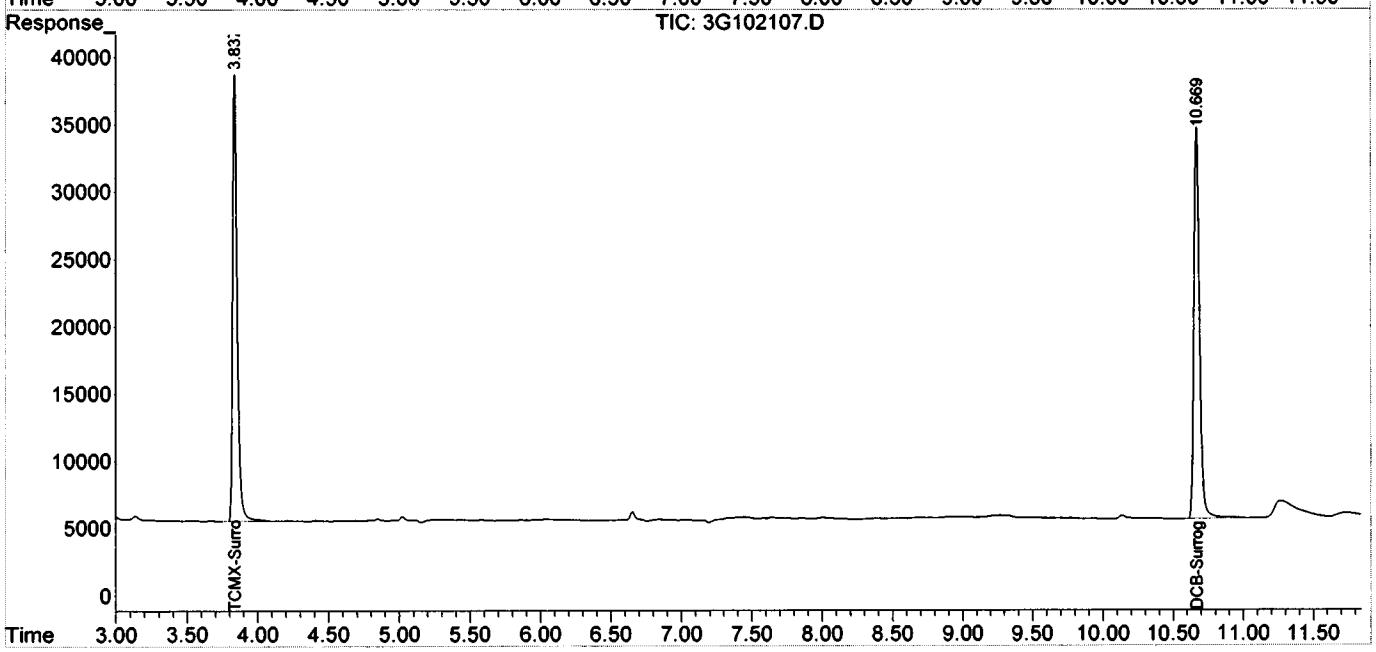

Form1

ORGANICS PCB REPORT

Sample Number: AC98694-008
Client Id: SB-10
Data File: 3G102108.D
Analysis Date: 06/29/17 17:09
Date Rec/Extracted: 06/27/17-06/29/17
Column: DB-17/1701P 30M 0.32mm ID 0.25um film

Method: EPA 8082A
Matrix: Soil
Initial Vol: 20g
Final Vol: 10ml
Dilution: 1
Solids: 86

Units: mg/Kg

Cas #	Compound	RL	Conc	Cas #	Compound	RL	Conc
12674-11-2	Aroclor-1016	0.029	U	11097-69-1	Aroclor-1254	0.029	U
11104-28-2	Aroclor-1221	0.029	U	11096-82-5	Aroclor-1260	0.029	U
11141-16-5	Aroclor-1232	0.029	U	37324-23-5	Aroclor-1262	0.029	U
53469-21-9	Aroclor-1242	0.029	U	11100-14-4	Aroclor-1268	0.029	U
12672-29-6	Aroclor-1248	0.029	U	1336-36-3	Aroclor (Total)	0.029	U

Worksheet #: 429095 *Total Target Concentration* 0 ColumnID: (^) Indicates results from 2nd column

U - Indicates the compound was analyzed but not detected.
B - Indicates the analyte was found in the blank as well as in the sample.
E - Indicates the analyte concentration exceeds the calibration range of the instrument.
R - Retention Time Out
J - Indicates an estimated value when a compound is detected at less than the specified detection limit.
d - Pesticide %Diff>40% between columns due to coelution. Lower concentration usea
Chlordane (Total) is sum of a-Chlordane and y-Chlordane.

Data Path : G:\Gcdata\2017\GC_3\Data\06-29-17\
Data File : 3G102108.D
Signal(s) : Signal #1: ECD1A.CH Signal #2: ECD2B.CH
Acq On : 29 Jun 2017 17:09
Operator : MS/MLC/ZM
Sample : AC98694-008
Misc : S,PCB
ALS Vial : 14 Sample Multiplier: 1

Integration File signal 1: autoint1.e
Integration File signal 2: autoint2.e
Quant Time: Jun 29 18:55:40 2017
Quant Method : G:\GCDATA\2017\GC_3\METHODQT\3G_C0606.M
Quant Title : @GC_3,ug,608,8082
QLast Update : Tue Jun 06 12:33:12 2017
Response via : Initial Calibration
Integrator: ChemStation

Volume Inj. : 1ul
Signal #1 Phase : db-1701P Signal #2 Phase: db-17
Signal #1 Info : .32 Signal #2 Info : .32

Compound	RT#1	RT#2	Resp#1	Resp#2	pg#1	pg#2
Target Compounds						
1)TCMX-Surrogate	3.811	3.837	406723	701139	72.532	73.003
45)DCB-Surrogate	10.046	10.671	449956	740209	72.028	68.827

(f)=RT Delta > 1/2 Window (#)=Amounts differ by > 25% (m)=manual int.

Data Path : G:\Gcdata\2017\GC_3\Data\06-29-17\
Data File : 3G102108.D
Signal(s) : Signal #1: ECD1A.CH Signal #2: ECD2B.CH
Acq On : 29 Jun 2017 17:09
Operator : MS/MLC/ZM
Sample : AC98694-008
Misc : S,PCB
ALS Vial : 14 Sample Multiplier: 1

Integration File signal 1: autoint1.e
Integration File signal 2: autoint2.e
Quant Time: Jun 29 18:55:40 2017
Quant Method : G:\GCDATA\2017\GC_3\METHODQT\3G_C0606.M
Quant Title : @GC_3,ug,608,8082
QLast Update : Tue Jun 06 12:33:12 2017
Response via : Initial Calibration
Integrator: ChemStation

Volume Inj. : 1ul
Signal #1 Phase : db-1701P Signal #2 Phase: db-17
Signal #1 Info : .32 Signal #2 Info : .32

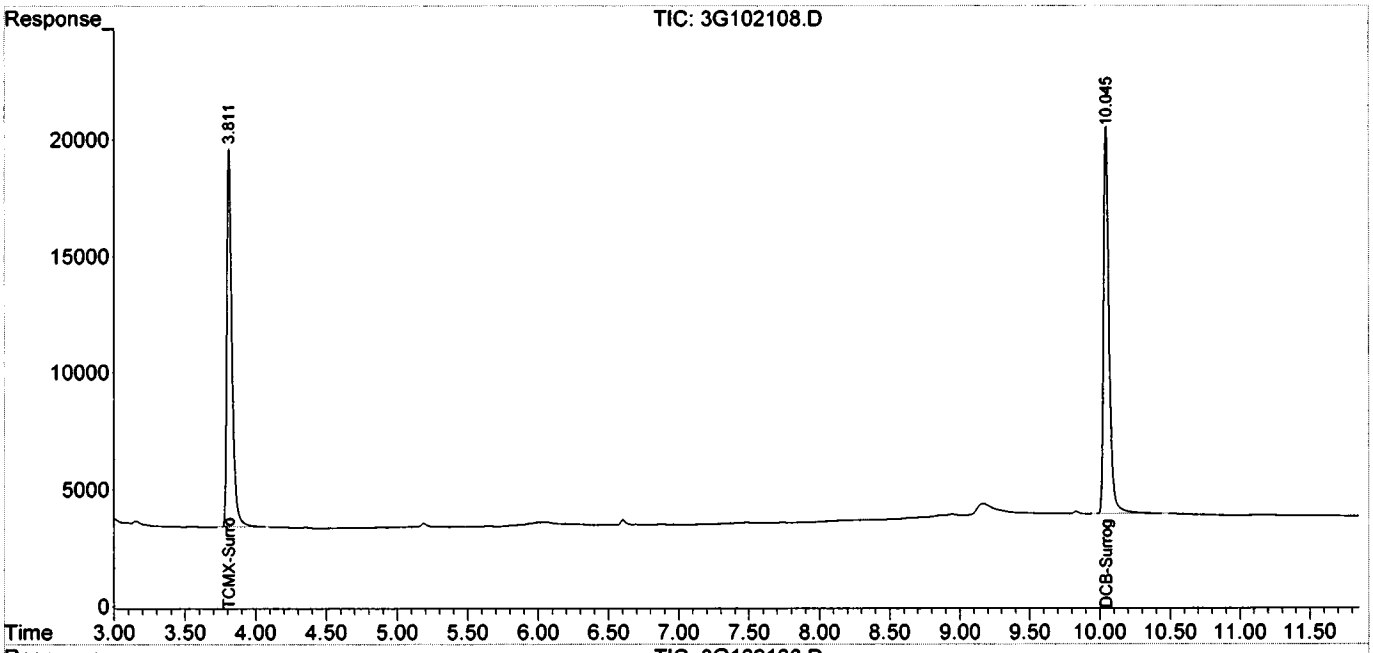

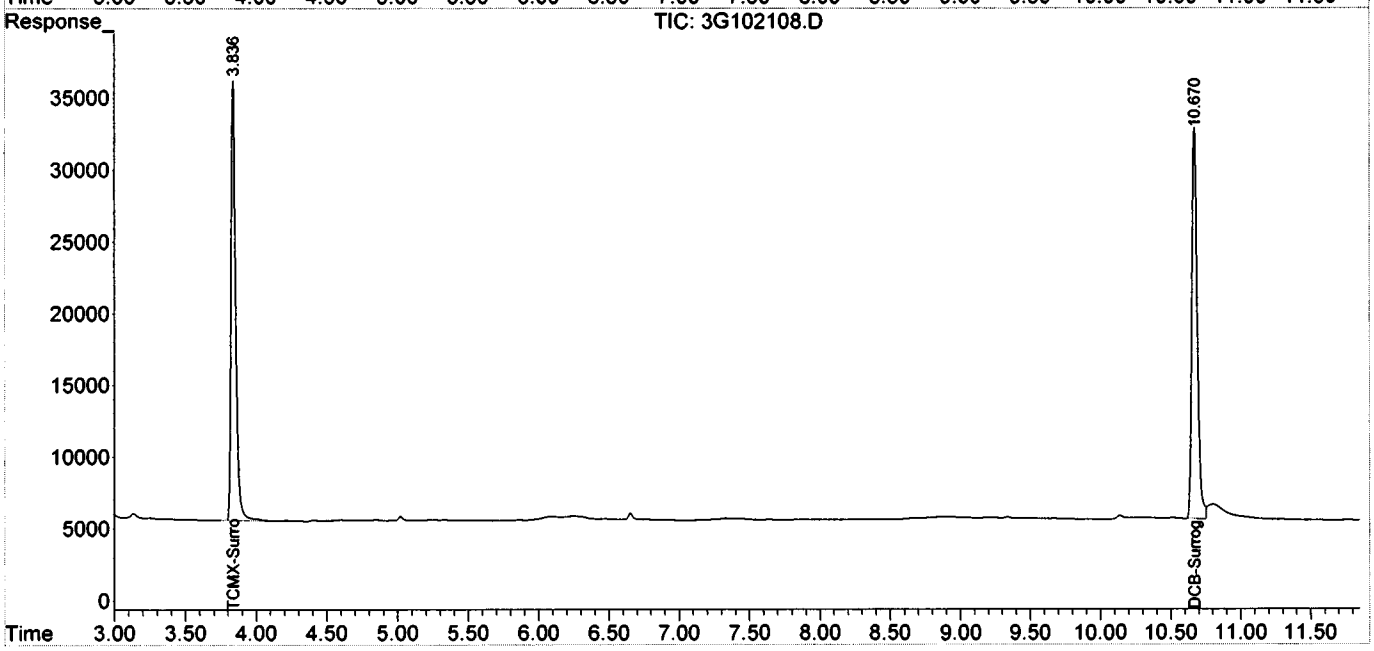

Form1

ORGANICS PCB REPORT

Sample Number: AC98694-009
Client Id: SB-1
Data File: 3G102109.D
Analysis Date: 06/29/17 17:25
Date Rec/Extracted: 06/27/17-06/29/17
Column: DB-17/1701P 30M 0.32mm ID 0.25um film

Method: EPA 8082A
Matrix: Soil
Initial Vol: 20g
Final Vol: 10ml
Dilution: 1
Solids: 88

Units: mg/Kg

Cas #	Compound	RL	Conc	Cas #	Compound	RL	Conc
12674-11-2	Aroclor-1016	0.028	U	11097-69-1	Aroclor-1254	0.028	U
11104-28-2	Aroclor-1221	0.028	U	11096-82-5	Aroclor-1260	0.028	U
11141-16-5	Aroclor-1232	0.028	U	**37324-23-5**	**Aroclor-1262**	**0.028**	**0.050**
53469-21-9	Aroclor-1242	0.028	U	11100-14-4	Aroclor-1268	0.028	U
12672-29-6	Aroclor-1248	0.028	U	**1336-36-3**	**Aroclor (Total)**	**0.028**	**0.050**

Worksheet #: 429095 *Total Target Concentration* 0.05 ColumnID: (^) Indicates results from 2nd column

U - Indicates the compound was analyzed but not detected.
B - Indicates the analyte was found in the blank as well as in the sample.
E - Indicates the analyte concentration exceeds the calibration range of the instrument.
R - Retention Time Out
J - Indicates an estimated value when a compound is detected at less than the specified detection limit.
d - Pesticide %Diff>40% between columns due to coelution. Lower concentration used
Chlordane (Total) is sum of a-Chlordane and y-Chlordane.

Quantitation Report (QT Reviewed)

Data Path : G:\Gcdata\2017\GC_3\Data\06-29-17\
Data File : 3G102109.D
Signal(s) : Signal #1: ECD1A.CH Signal #2: ECD2B.CH
Acq On : 29 Jun 2017 17:25
Operator : MS/MLC/ZM
Sample : AC98694-009
Misc : S,PCB
ALS Vial : 15 Sample Multiplier: 1

Integration File signal 1: autoint1.e
Integration File signal 2: autoint2.e
Quant Time: Jun 29 18:57:02 2017
Quant Method : G:\GCDATA\2017\GC_3\METHODQT\3G_C0606.M
Quant Title : @GC_3,ug,608,8082
QLast Update : Tue Jun 06 12:33:12 2017
Response via : Initial Calibration
Integrator: ChemStation

Volume Inj. : 1ul
Signal #1 Phase : db-1701P Signal #2 Phase: db-17
Signal #1 Info : .32 Signal #2 Info : .32

Compound	RT#1	RT#2	Resp#1	Resp#2	pg#1	pg#2
Target Compounds						
1)TCMX-Surrogate	3.812	3.838	467163	797111	83.310	82.995
36)Aroclor-1262 {2}	8.697	8.901	29870	48973	116.529m	110.387
37)Aroclor-1262 {3}	8.762	9.007	43997	40630	84.515	72.255
38)Aroclor-1262 {4}	9.476	9.593	16831	37647	62.930	70.794
45)DCB-Surrogate	10.046	10.669	807175	1364761	129.211	126.899m

(f)=RT Delta > 1/2 Window (#)=Amounts differ by > 25% (m)=manual int.

Data Path : G:\Gcdata\2017\GC_3\Data\06-29-17\
Data File : 3G102109.D
Signal(s) : Signal #1: ECD1A.CH Signal #2: ECD2B.CH
Acq On : 29 Jun 2017 17:25
Operator : MS/MLC/ZM
Sample : AC98694-009
Misc : S,PCB
ALS Vial : 15 Sample Multiplier: 1

Integration File signal 1: autoint1.e
Integration File signal 2: autoint2.e
Quant Time: Jun 29 18:57:02 2017
Quant Method : G:\GCDATA\2017\GC_3\METHODQT\3G_C0606.M
Quant Title : @GC_3,ug,608,8082
QLast Update : Tue Jun 06 12:33:12 2017
Response via : Initial Calibration
Integrator: ChemStation

Volume Inj. : 1ul
Signal #1 Phase : db-1701P Signal #2 Phase: db-17
Signal #1 Info : .32 Signal #2 Info : .32

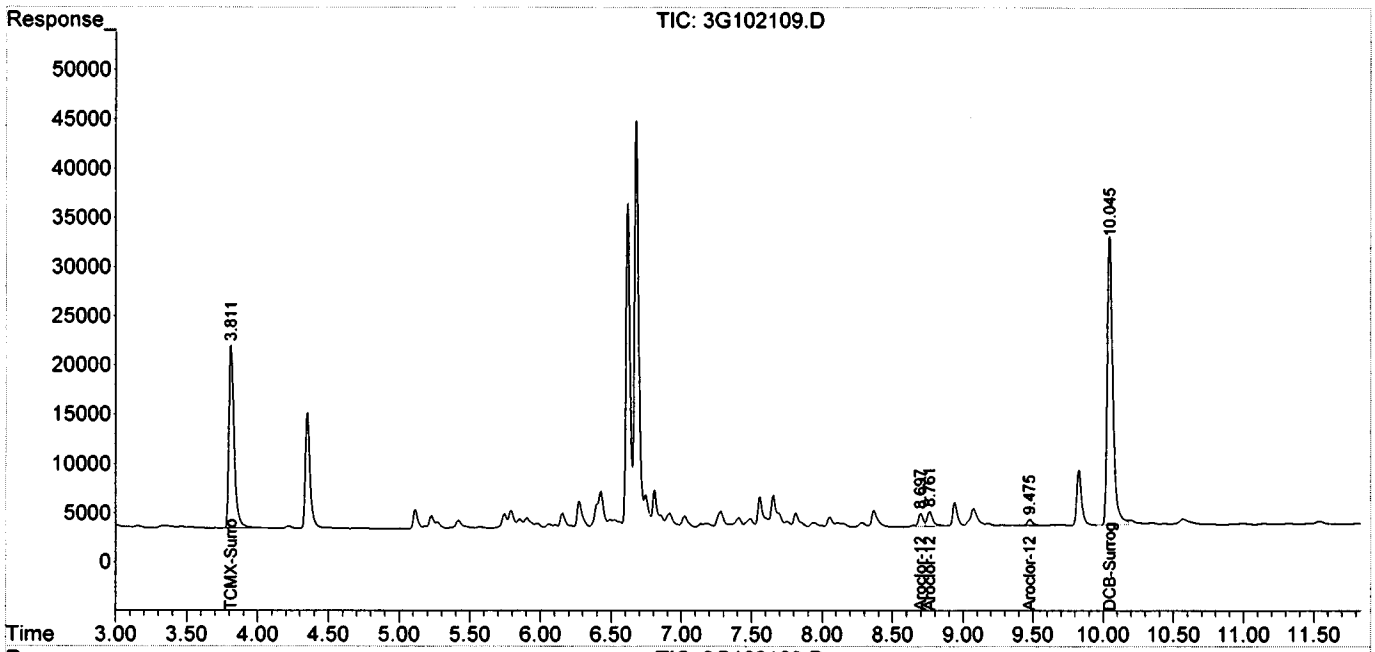

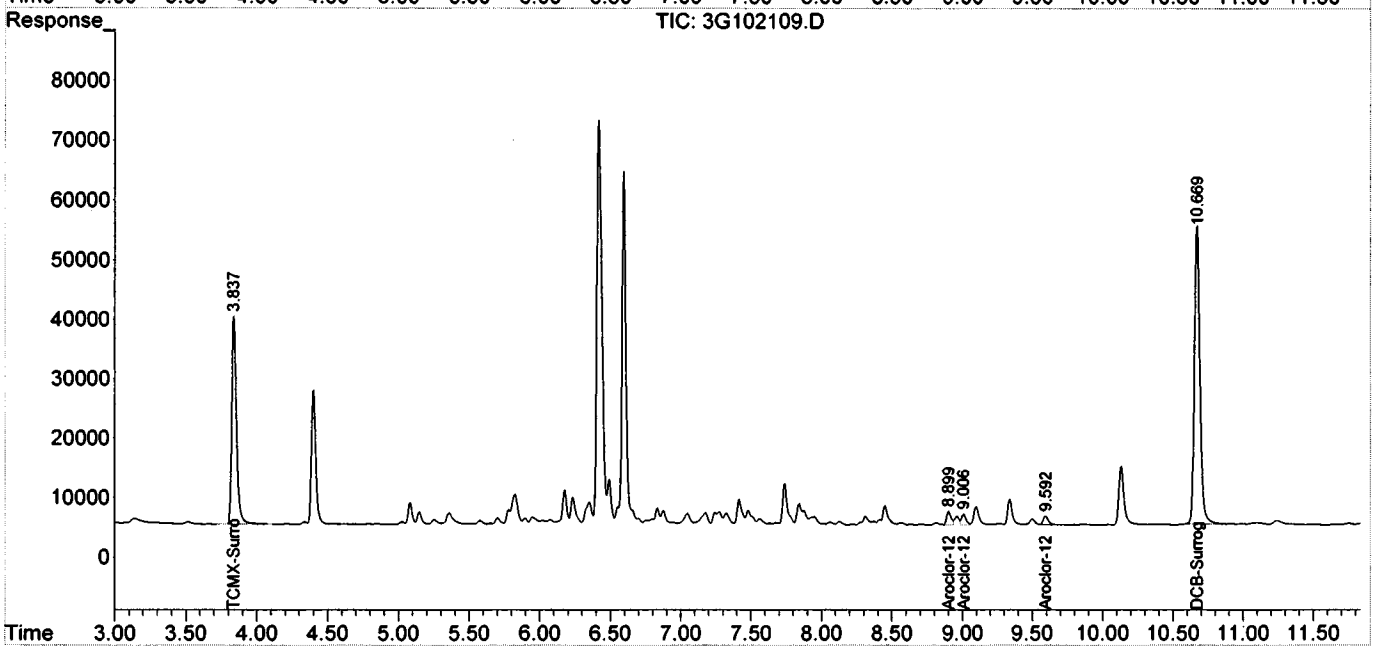

Form1

ORGANICS PCB REPORT

Sample Number: AC98694-010
Client Id: SB-12
Data File: 3G102110.D
Analysis Date: 06/29/17 17:40
Date Rec/Extracted: 06/27/17-06/29/17
Column: DB-17/1701P 30M 0.32mm ID 0.25um film

Method: EPA 8082A
Matrix: Soil
Initial Vol: 20g
Final Vol: 10ml
Dilution: 1
Solids: 85

Units: mg/Kg

Cas #	Compound	RL	Conc	Cas #	Compound	RL	Conc
12674-11-2	Aroclor-1016	0.029	U	11097-69-1	Aroclor-1254	0.029	U
11104-28-2	Aroclor-1221	0.029	U	11096-82-5	Aroclor-1260	0.029	U
11141-16-5	Aroclor-1232	0.029	U	37324-23-5	Aroclor-1262	0.029	U
53469-21-9	Aroclor-1242	0.029	U	11100-14-4	Aroclor-1268	0.029	U
12672-29-6	Aroclor-1248	0.029	U	1336-36-3	Aroclor (Total)	0.029	U

Worksheet #: 429095 *Total Target Concentration* 0 ColumnID: (^) Indicates results from 2nd column

U - Indicates the compound was analyzed but not detected.
B - Indicates the analyte was found in the blank as well as in the sample.
E - Indicates the analyte concentration exceeds the calibration range of the instrument.
R - Retention Time Out
J - Indicates an estimated value when a compound is detected at less than the specified detection limit.
d - Pesticide %Diff>40% between columns due to coelution. Lower concentration used
Chlordane (Total) is sum of a-Chlordane and y-Chlordane.

Quantitation Report (QT Reviewed)

Data Path : G:\Gcdata\2017\GC_3\Data\06-29-17\
Data File : 3G102110.D
Signal(s) : Signal #1: ECD1A.CH Signal #2: ECD2B.CH
Acq On : 29 Jun 2017 17:40
Operator : MS/MLC/ZM
Sample : AC98694-010
Misc : S,PCB
ALS Vial : 16 Sample Multiplier: 1

Integration File signal 1: autoint1.e
Integration File signal 2: autoint2.e
Quant Time: Jun 29 18:58:02 2017
Quant Method : G:\GCDATA\2017\GC_3\METHODQT\3G_C0606.M
Quant Title : @GC_3,ug,608,8082
QLast Update : Tue Jun 06 12:33:12 2017
Response via : Initial Calibration
Integrator: ChemStation

Volume Inj. : 1ul
Signal #1 Phase : db-1701P Signal #2 Phase: db-17
Signal #1 Info : .32 Signal #2 Info : .32

Compound	RT#1	RT#2	Resp#1	Resp#2	pg#1	pg#2
Target Compounds						
1)TCMX-Surrogate	3.812	3.837	382149	655754	68.149	68.277m
45)DCB-Surrogate	10.046	10.671	420391	698135	67.295m	64.915m

(f)=RT Delta > 1/2 Window (#)=Amounts differ by > 25% (m)=manual int.

Data Path : G:\Gcdata\2017\GC_3\Data\06-29-17\
Data File : 3G102110.D
Signal(s) : Signal #1: ECD1A.CH Signal #2: ECD2B.CH
Acq On : 29 Jun 2017 17:40
Operator : MS/MLC/ZM
Sample : AC98694-010
Misc : S,PCB
ALS Vial : 16 Sample Multiplier: 1

Integration File signal 1: autoint1.e
Integration File signal 2: autoint2.e
Quant Time: Jun 29 18:58:02 2017
Quant Method : G:\GCDATA\2017\GC_3\METHODQT\3G_C0606.M
Quant Title : @GC_3,ug,608,8082
QLast Update : Tue Jun 06 12:33:12 2017
Response via : Initial Calibration
Integrator: ChemStation

Volume Inj. : 1ul
Signal #1 Phase : db-1701P Signal #2 Phase: db-17
Signal #1 Info : .32 Signal #2 Info : .32

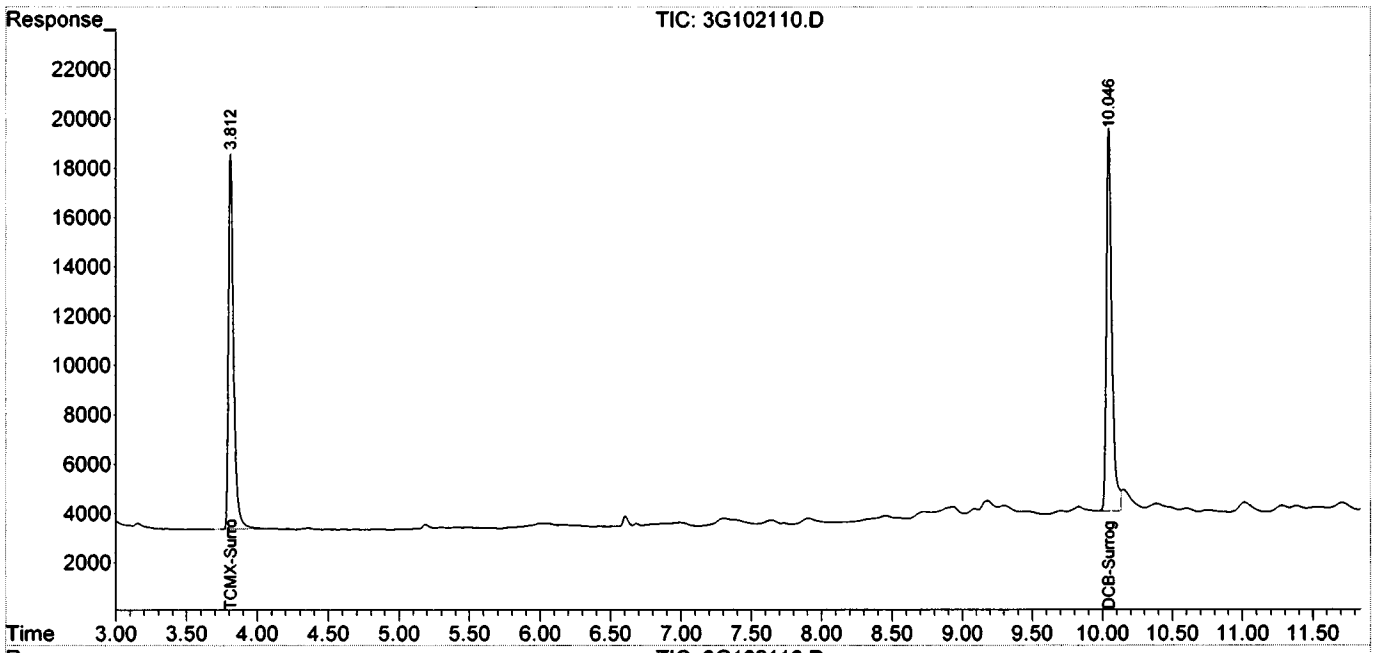

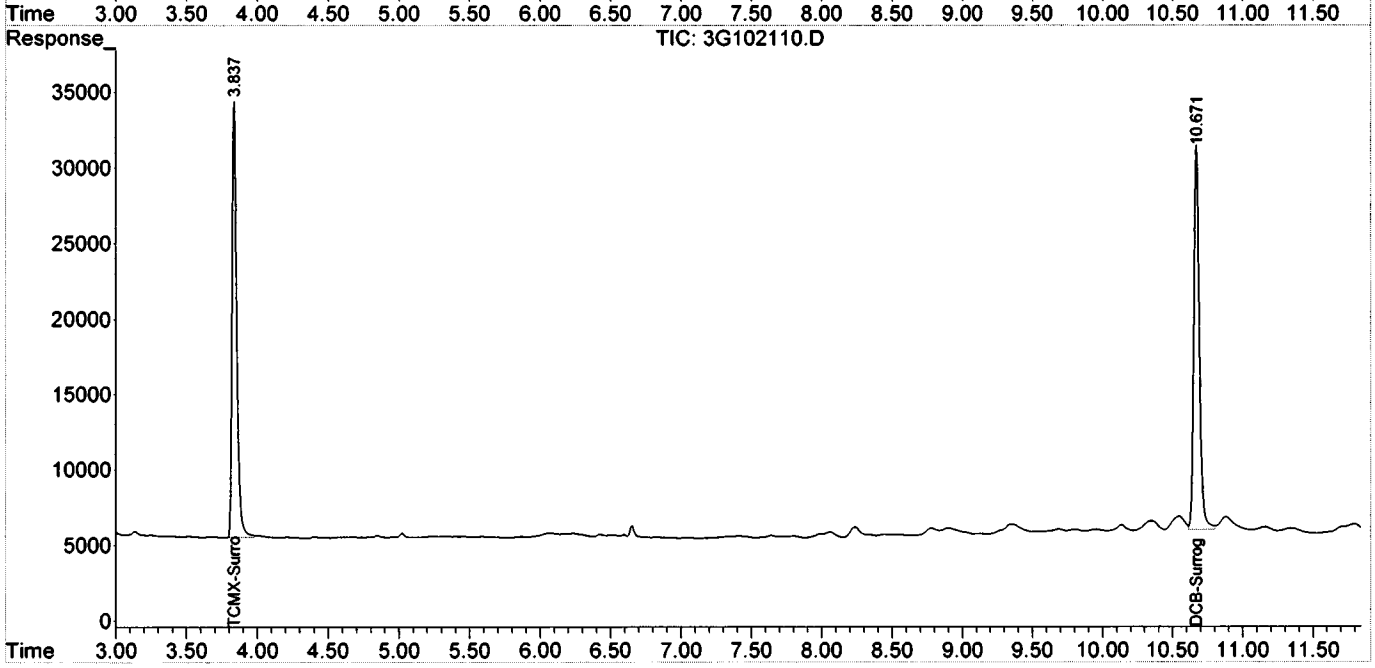

Form1

ORGANICS PCB REPORT

Sample Number: AC98694-011
Client Id: SB-13A
Data File: 3G102111.D
Analysis Date: 06/29/17 17:55
Date Rec/Extracted: 06/27/17-06/29/17
Column: DB-17/1701P 30M 0.32mm ID 0.25um film

Method: EPA 8082A
Matrix: Soil
Initial Vol: 20g
Final Vol: 10ml
Dilution: 1
Solids: 79

Units: mg/Kg

Cas #	Compound	RL	Conc	Cas #	Compound	RL	Conc
12674-11-2	Aroclor-1016	0.032	U	11097-69-1	Aroclor-1254	0.032	U
11104-28-2	Aroclor-1221	0.032	U	11096-82-5	Aroclor-1260	0.032	U
11141-16-5	Aroclor-1232	0.032	U	37324-23-5	Aroclor-1262	0.032	U
53469-21-9	Aroclor-1242	0.032	U	11100-14-4	Aroclor-1268	0.032	U
12672-29-6	Aroclor-1248	0.032	U	1336-36-3	Aroclor (Total)	0.032	U

Worksheet #: 429095 *Total Target Concentration* 0 ColumnID: (^) Indicates results from 2nd column

U - Indicates the compound was analyzed but not detected.
B - Indicates the analyte was found in the blank as well as in the sample.
E - Indicates the analyte concentration exceeds the calibration range of the instrument.
R - Retention Time Out
J - Indicates an estimated value when a compound is detected at less than the specified detection limit.
d - Pesticide %Diff>40% between columns due to coelution. Lower concentration used
Chlordane (Total) is sum of a-Chlordane and y-Chlordane.

Quantitation Report (QT Reviewed)

Data Path : G:\Gcdata\2017\GC_3\Data\06-29-17\
Data File : 3G102111.D
Signal(s) : Signal #1: ECD1A.CH Signal #2: ECD2B.CH
Acq On : 29 Jun 2017 17:55
Operator : MS/MLC/ZM
Sample : AC98694-011
Misc : S,PCB
ALS Vial : 17 Sample Multiplier: 1

Integration File signal 1: autoint1.e
Integration File signal 2: autoint2.e
Quant Time: Jun 29 18:58:54 2017
Quant Method : G:\GCDATA\2017\GC_3\METHODQT\3G_C0606.M
Quant Title : @GC_3,ug,608,8082
QLast Update : Tue Jun 06 12:33:12 2017
Response via : Initial Calibration
Integrator: ChemStation

Volume Inj. : 1ul
Signal #1 Phase : db-1701P Signal #2 Phase: db-17
Signal #1 Info : .32 Signal #2 Info : .32

Compound	RT#1	RT#2	Resp#1	Resp#2	pg#1	pg#2
Target Compounds						
1)TCMX-Surrogate	3.811	3.836	464344	794993	82.807	82.775m
45)DCB-Surrogate	10.044	10.669	488179	841171	78.147m	78.214m

(f)=RT Delta > 1/2 Window (#)=Amounts differ by > 25% (m)=manual int.

Data Path : G:\Gcdata\2017\GC_3\Data\06-29-17\
Data File : 3G102111.D
Signal(s) : Signal #1: ECD1A.CH Signal #2: ECD2B.CH
Acq On : 29 Jun 2017 17:55
Operator : MS/MLC/ZM
Sample : AC98694-011
Misc : S,PCB
ALS Vial : 17 Sample Multiplier: 1

Integration File signal 1: autoint1.e
Integration File signal 2: autoint2.e
Quant Time: Jun 29 18:58:54 2017
Quant Method : G:\GCDATA\2017\GC_3\METHODQT\3G_C0606.M
Quant Title : @GC_3,ug,608,8082
QLast Update : Tue Jun 06 12:33:12 2017
Response via : Initial Calibration
Integrator: ChemStation

Volume Inj. : 1ul
Signal #1 Phase : db-1701P Signal #2 Phase: db-17
Signal #1 Info : .32 Signal #2 Info : .32

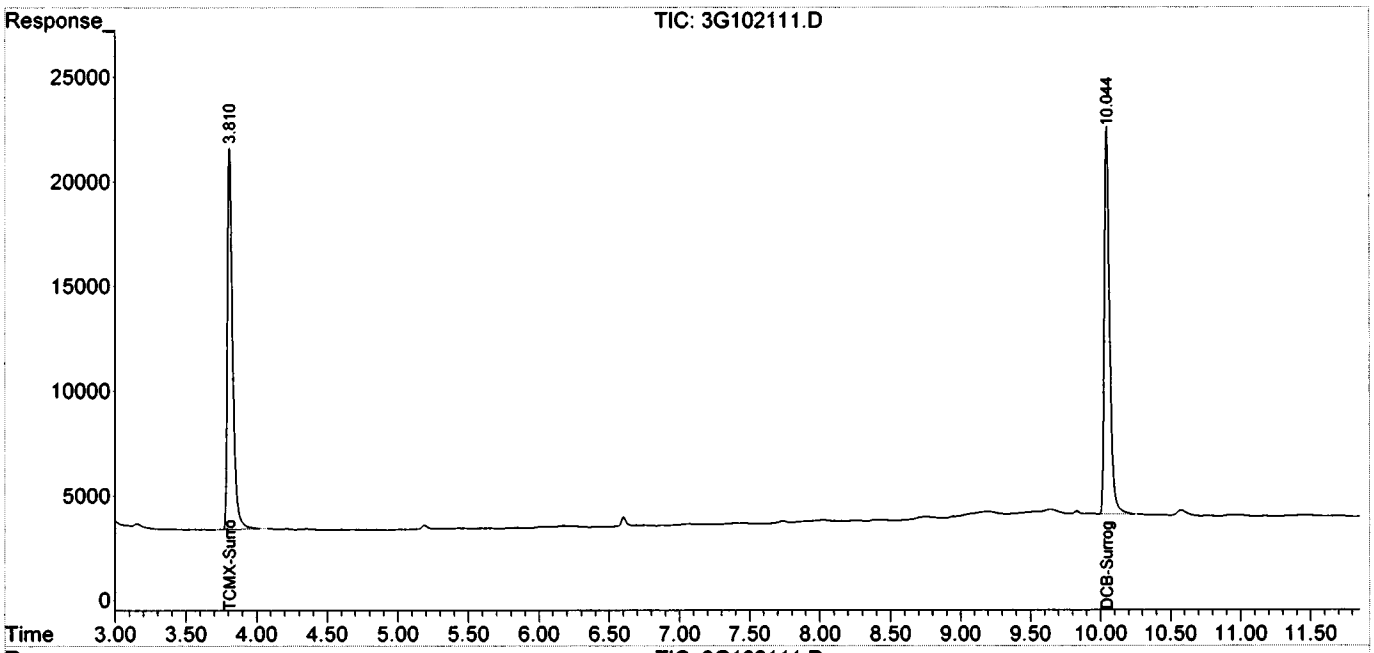

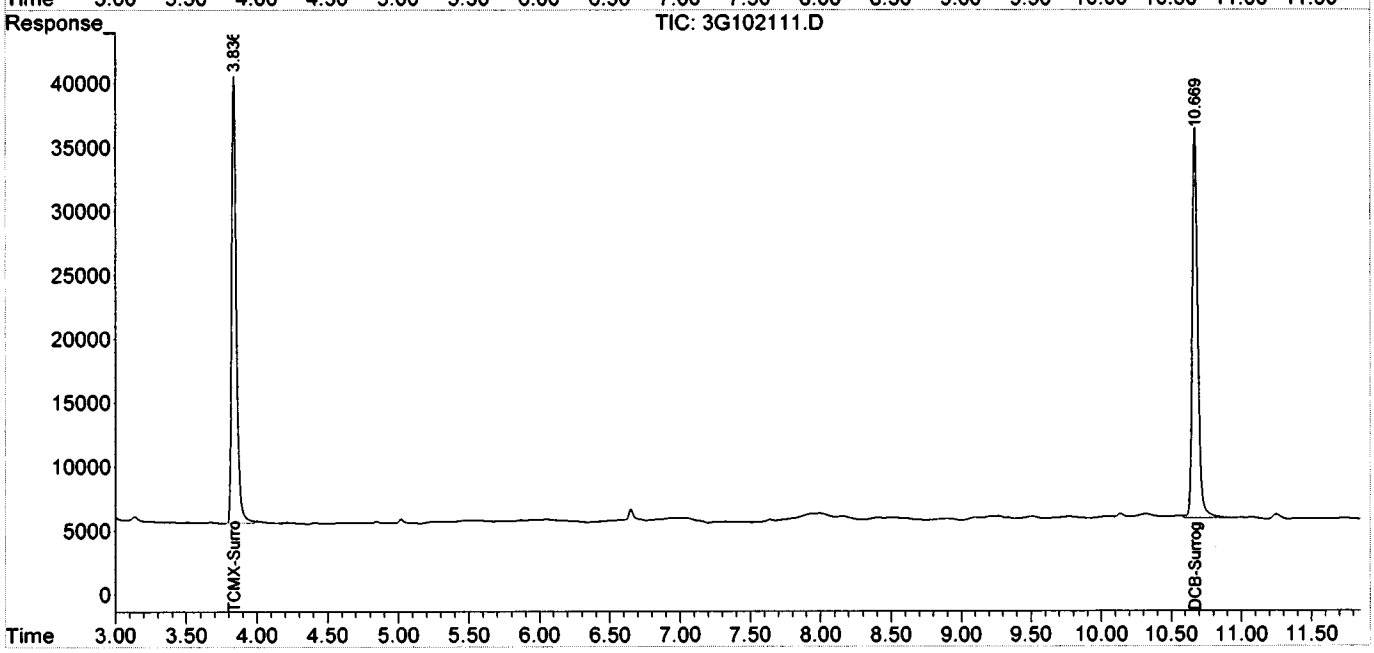

Form1

ORGANICS PCB REPORT

Sample Number: AC98694-012
Client Id: SB-13B
Data File: 3G102112.D
Analysis Date: 06/29/17 18:10
Date Rec/Extracted: 06/27/17-06/29/17
Column: DB-17/1701P 30M 0.32mm ID 0.25um film

Method: EPA 8082A
Matrix: Soil
Initial Vol: 20g
Final Vol: 10ml
Dilution: 1
Solids: 86

Units: mg/Kg

Cas #	Compound	RL	Conc	Cas #	Compound	RL	Conc
12674-11-2	Aroclor-1016	0.029	U	11097-69-1	Aroclor-1254	0.029	U
11104-28-2	Aroclor-1221	0.029	U	11096-82-5	Aroclor-1260	0.029	U
11141-16-5	Aroclor-1232	0.029	U	37324-23-5	Aroclor-1262	0.029	U
53469-21-9	Aroclor-1242	0.029	U	11100-14-4	Aroclor-1268	0.029	U
12672-29-6	Aroclor-1248	0.029	U	1336-36-3	Aroclor (Total)	0.029	U

Worksheet #: 429095 *Total Target Concentration* 0 ColumnID: (^) Indicates results from 2nd column

U - Indicates the compound was analyzed but not detected.
B - Indicates the analyte was found in the blank as well as in the sample.
E - Indicates the analyte concentration exceeds the calibration range of the instrument.
R - Retention Time Out
J - Indicates an estimated value when a compound is detected at less than the specified detection limit.
d - Pesticide %Diff>40% between columns due to coelution. Lower concentration usea
Chlordane (Total) is sum of a-Chlordane and y-Chlordane.

Data Path : G:\Gcdata\2017\GC_3\Data\06-29-17\
Data File : 3G102112.D
Signal(s) : Signal #1: ECD1A.CH Signal #2: ECD2B.CH
Acq On : 29 Jun 2017 18:10
Operator : MS/MLC/ZM
Sample : AC98694-012
Misc : S,PCB
ALS Vial : 18 Sample Multiplier: 1

Integration File signal 1: autoint1.e
Integration File signal 2: autoint2.e
Quant Time: Jun 29 18:59:24 2017
Quant Method : G:\GCDATA\2017\GC_3\METHODQT\3G_C0606.M
Quant Title : @GC_3,ug,608,8082
QLast Update : Tue Jun 06 12:33:12 2017
Response via : Initial Calibration
Integrator: ChemStation

Volume Inj. : 1ul
Signal #1 Phase : db-1701P Signal #2 Phase: db-17
Signal #1 Info : .32 Signal #2 Info : .32

Compound	RT#1	RT#2	Resp#1	Resp#2	pg#1	pg#2
Target Compounds						
1)TCMX-Surrogate	3.813	3.838	472434	805209	84.250	83.838m
45)DCB-Surrogate	10.048	10.671	502224	900843	80.395	83.763

(f)=RT Delta > 1/2 Window (#)=Amounts differ by > 25% (m)=manual int.

Data Path : G:\Gcdata\2017\GC_3\Data\06-29-17\
Data File : 3G102112.D
Signal(s) : Signal #1: ECD1A.CH Signal #2: ECD2B.CH
Acq On : 29 Jun 2017 18:10
Operator : MS/MLC/ZM
Sample : AC98694-012
Misc : S,PCB
ALS Vial : 18 Sample Multiplier: 1

Integration File signal 1: autoint1.e
Integration File signal 2: autoint2.e
Quant Time: Jun 29 18:59:24 2017
Quant Method : G:\GCDATA\2017\GC_3\METHODQT\3G_C0606.M
Quant Title : @GC_3,ug,608,8082
QLast Update : Tue Jun 06 12:33:12 2017
Response via : Initial Calibration
Integrator: ChemStation

Volume Inj. : 1ul
Signal #1 Phase : db-1701P Signal #2 Phase: db-17
Signal #1 Info : .32 Signal #2 Info : .32

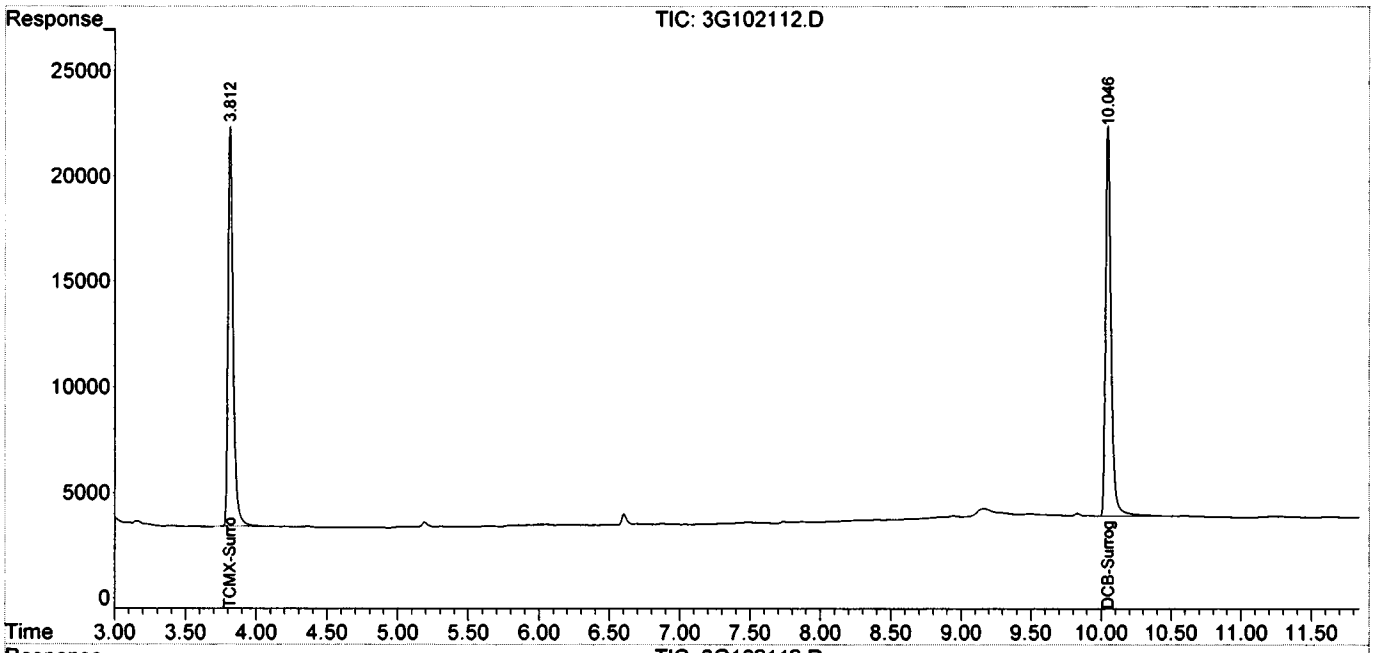

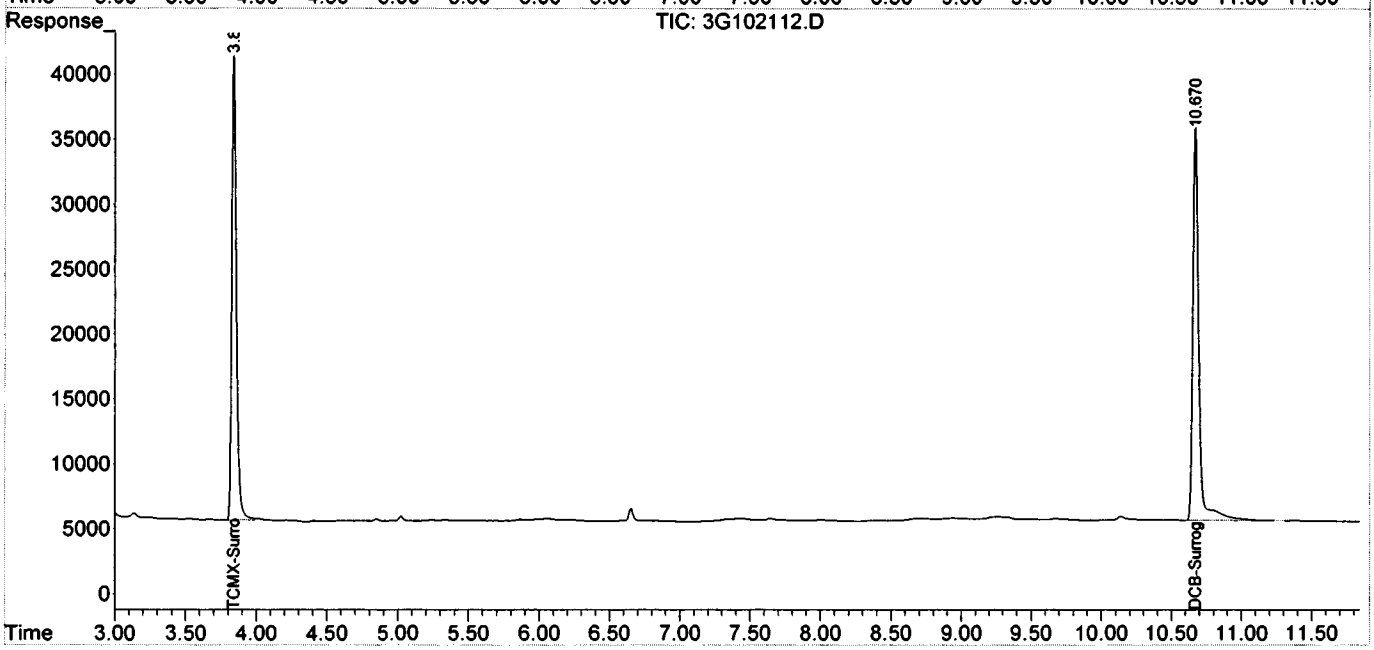

Form1

ORGANICS PCB REPORT

Sample Number: SMB60305
Client Id:
Data File: 3G102093.D
Analysis Date: 06/29/17 13:26
Date Rec/Extracted: NA-06/29/17
Column: DB-17/1701P 30M 0.32mm ID 0.25um film

Method: EPA 8082A
Matrix: Soil
Initial Vol: 20g
Final Vol: 10ml
Dilution: 1
Solids: 100

Units: mg/Kg

Cas #	Compound	RL	Conc	Cas #	Compound	RL	Conc
12674-11-2	Aroclor-1016	0.025	U	11097-69-1	Aroclor-1254	0.025	U
11104-28-2	Aroclor-1221	0.025	U	11096-82-5	Aroclor-1260	0.025	U
11141-16-5	Aroclor-1232	0.025	U	37324-23-5	Aroclor-1262	0.025	U
53469-21-9	Aroclor-1242	0.025	U	11100-14-4	Aroclor-1268	0.025	U
12672-29-6	Aroclor-1248	0.025	U				

Worksheet #: 429095 *Total Target Concentration* 0 ColumnID: (^) Indicates results from 2nd column

U - Indicates the compound was analyzed but not detected.
B - Indicates the analyte was found in the blank as well as in the sample.
E - Indicates the analyte concentration exceeds the calibration range of the instrument.
R - Retention Time Out
J - Indicates an estimated value when a compound is detected at less than the specified detection limit.
d - Pesticide %Diff>40% between columns due to coelution. Lower concentration used
Chlordane (Total) is sum of a-Chlordane and y-Chlordane.

Data Path : G:\Gcdata\2017\GC_3\Data\06-29-17\
Data File : 3G102093.D
Signal(s) : Signal #1: ECD1A.CH Signal #2: ECD2B.CH
Acq On : 29 Jun 2017 13:26
Operator : MS/MLC/ZM
Sample : SMB60305
Misc : S,PCB
ALS Vial : 1 Sample Multiplier: 1

Integration File signal 1: autoint1.e
Integration File signal 2: autoint2.e
Quant Time: Jun 29 16:05:31 2017
Quant Method : G:\GCDATA\2017\GC_3\METHODQT\3G_C0606.M
Quant Title : @GC_3,ug,608,8082
QLast Update : Tue Jun 06 12:33:12 2017
Response via : Initial Calibration
Integrator: ChemStation

Volume Inj. : 1ul
Signal #1 Phase : db-1701P Signal #2 Phase: db-17
Signal #1 Info : .32 Signal #2 Info : .32

Compound	RT#1	RT#2	Resp#1	Resp#2	pg#1	pg#2
Target Compounds						
1)TCMX-Surrogate	3.819	3.840	312850	527390	55.791	54.912
45)DCB-Surrogate	10.050	10.671	413398	688730	66.176	64.040

(f)=RT Delta > 1/2 Window (#)=Amounts differ by > 25% (m)=manual int.

Data Path : G:\Gcdata\2017\GC_3\Data\06-29-17\
Data File : 3G102093.D
Signal(s) : Signal #1: ECD1A.CH Signal #2: ECD2B.CH
Acq On : 29 Jun 2017 13:26
Operator : MS/MLC/ZM
Sample : SMB60305
Misc : S,PCB
ALS Vial : 1 Sample Multiplier: 1

Integration File signal 1: autoint1.e
Integration File signal 2: autoint2.e
Quant Time: Jun 29 16:05:31 2017
Quant Method : G:\GCDATA\2017\GC_3\METHODQT\3G_C0606.M
Quant Title : @GC_3,ug,608,8082
QLast Update : Tue Jun 06 12:33:12 2017
Response via : Initial Calibration
Integrator: ChemStation

Volume Inj. : 1ul
Signal #1 Phase : db-1701P Signal #2 Phase: db-17
Signal #1 Info : .32 Signal #2 Info : .32

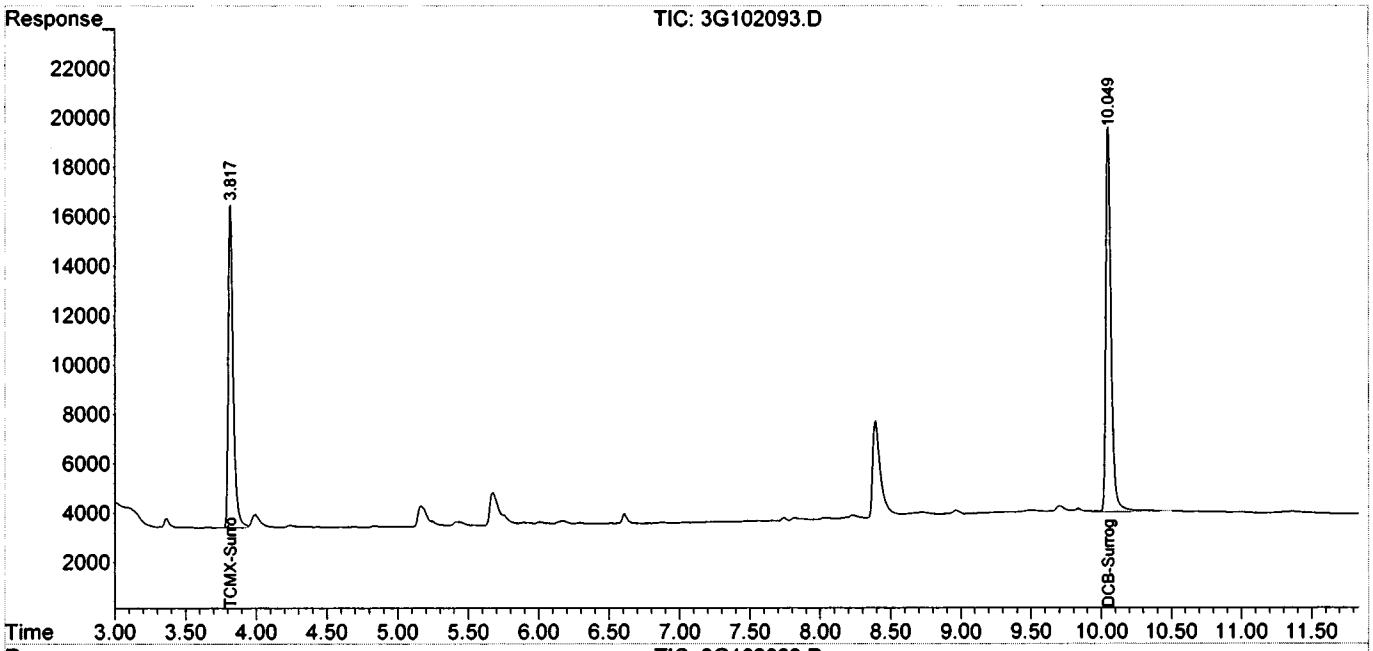

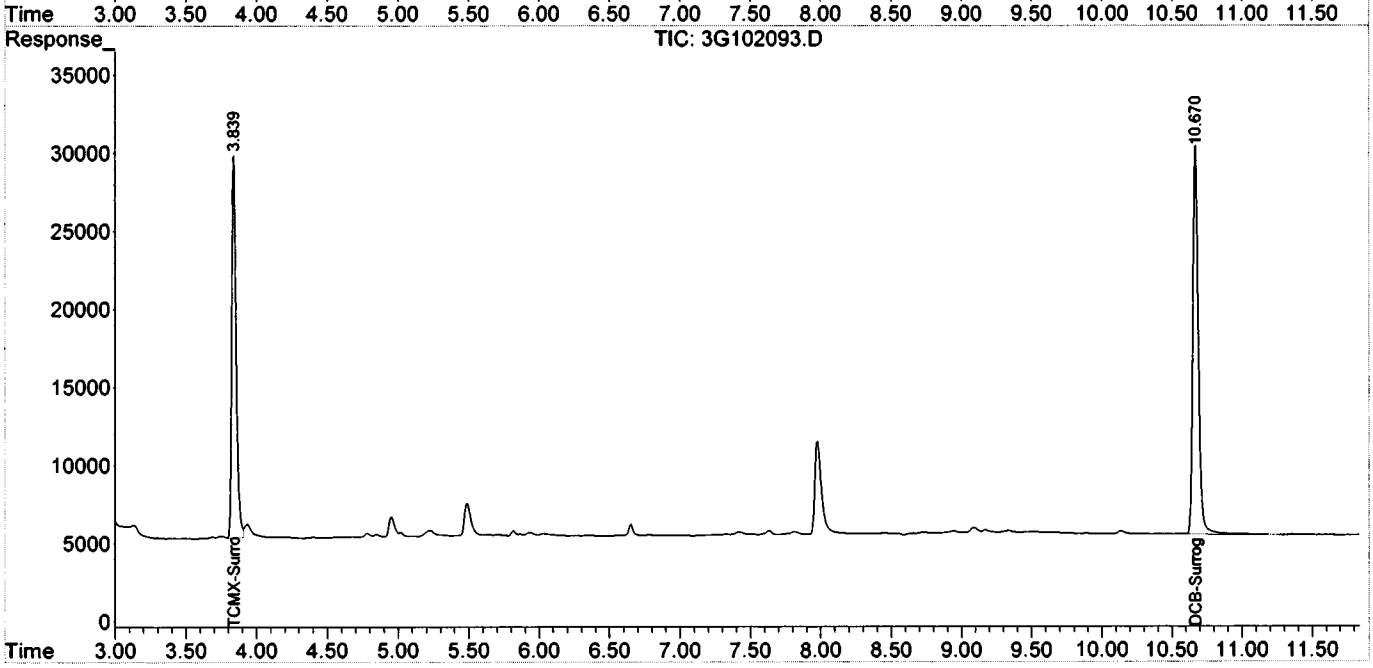

FORM2

Surrogate Recovery Method: EPA 8082A

Dfile	Sample#	Matrix	Date/Time	Surr Dil	Dilute Out Flag	Column1 S1 Recov	Column2 S2 Recov	Column1 S3 Recov	Column2 S4 Recov	Column0 S5 Recov	Column0 S6 Recov
3G102093.D	SMB60305	S	06/29/17 13:26	1		56	55	66	64		
3G102101.D	AC98694-001	S	06/29/17 15:25	1		71	72	70	68		
3G102102.D	AC98694-002	S	06/29/17 15:40	1		68	69	80	78		
3G102103.D	AC98694-003	S	06/29/17 15:55	1		80	80	80	76		
3G102104.D	AC98694-004	S	06/29/17 16:10	1		68	67	75	76		
3G102105.D	AC98694-005	S	06/29/17 16:25	1		74	74	83	73		
3G102106.D	AC98694-006	S	06/29/17 16:39	1		74	74	73	72		
3G102107.D	AC98694-007	S	06/29/17 16:54	1		78	78	95	76		
3G102108.D	AC98694-008	S	06/29/17 17:09	1		73	73	72	69		
3G102109.D	AC98694-009	S	06/29/17 17:25	1		83	83	129	127		
3G102110.D	AC98694-010	S	06/29/17 17:40	1		68	68	67	65		
3G102111.D	AC98694-011	S	06/29/17 17:55	1		83	83	78	78		
3G102112.D	AC98694-012	S	06/29/17 18:10	1		84	84	80	84		
3G102094.D	SMB60305(MS)	S	06/29/17 13:41	1		58	57	75	71		
3G102095.D	AC98703-001(MS)	S	06/29/17 13:56	1		88	87	82	80		
3G102096.D	AC98703-001(MSD)	S	06/29/17 14:11	1		81	80	78	77		
3G102097.D	AC98703-001	S	06/29/17 14:26	1		77	76	72	72		

Flags: SD=Surrogate diluted out
*=Surrogate out

Method: EPA 8082A

Soil Laboratory Limits

Compound	Spike Amt	Limits
S1=TCMX-Surrogate	100	37-141
S2=TCMX-Surrogate	100	37-141
S3=DCB-Surrogate	100	34-146
S4=DCB-Surrogate	100	34-146

Form3
Recovery Data Laboratory Limits
QC Batch: SMB60305

	Data File	Sample ID:	Analysis Date
Spike or Dup:	3G102094.D	SMB60305(MS)	6/29/2017 1:41:00 PM
Non Spike(If applicable):			
Inst Blank(If applicable):			

Method: 8082 Matrix: Soil QC Type: MBS

Analyte:	Col	Spike Conc	Sample Conc	Expected Conc	Recovery	Lower Limit	Upper Limit
Aroclor-1016 -Total	1	693.442	0	1000	69	30	163
Aroclor-1260 -Total	1	766.63	0	1000	77	25	166

* - Indicates outside of limits # - Indicates outside of standard limits but within method exceedance limits

Form3
Recovery Data Laboratory Limits
QC Batch: SMB60305

	Data File	Sample ID:	Analysis Date
Spike or Dup:	3G102095.D	AC98703-001(MS)	6/29/2017 1:56:00 PM
Non Spike(If applicable):	3G102097.D	AC98703-001	6/29/2017 2:26:00 PM
Inst Blank(If applicable):			

Method: 8082 Matrix: Soil QC Type: MS

Analyte:	Col	Spike Conc	Sample Conc	Expected Conc	Recovery	Lower Limit	Upper Limit
Aroclor-1016 -Total	1	859.288	0	1000	86	30	163
Aroclor-1260 -Total	1	841.266	0	1000	84	25	166

	Data File	Sample ID:	Analysis Date
Spike or Dup:	3G102096.D	AC98703-001(MSD)	6/29/2017 2:11:00 PM
Non Spike(If applicable):	3G102097.D	AC98703-001	6/29/2017 2:26:00 PM
Inst Blank(If applicable):			

Method: 8082 Matrix: Soil QC Type: MSD

Analyte:	Col	Spike Conc	Sample Conc	Expected Conc	Recovery	Lower Limit	Upper Limit
Aroclor-1016 -Total	1	806.394	0	1000	81	30	163
Aroclor-1260 -Total	1	799.15	0	1000	80	25	166

* - Indicates outside of limits # - Indicates outside of standard limits but within method exceedance limits

Form3
RPD Data Laboratory Limits
QC Batch: SMB60305

	Data File	Sample ID:	Analysis Date
Spike or Dup:	3G102096.D	AC98703-001(MSD)	6/29/2017 2:11:00 PM
Duplicate(If applicable):	3G102095.D	AC98703-001(MS)	6/29/2017 1:56:00 PM
Inst Blank(If applicable):			

Method: 8082 Matrix: Soil QC Type: MSD

Analyte:	Column	Dup/MSD/MBSD Conc	Sample/MS/MBS Conc	RPD	Limit
Aroclor-1016 -Total	1	806.394	859.288	6.4	40
Aroclor-1260 -Total	1	799.15	841.266	5.1	37

* - Indicates outside of limits NA - Both concentrations=0... no result can be calculated

FORM 4
Blank Summary

Blank Number: SMB60305
Blank Data File: 3G102093.D
Matrix: Soil

Blank Analysis Date: 06/29/17 13:26
Blank Extraction Date: 06/29/17
(If Applicable)
Method: EPA 8082A

Sample Number	Data File	Analysis Date
AC98694-001	3G102101.D	06/29/17 15:25
AC98694-002	3G102102.D	06/29/17 15:40
AC98694-003	3G102103.D	06/29/17 15:55
AC98694-004	3G102104.D	06/29/17 16:10
AC98694-005	3G102105.D	06/29/17 16:25
AC98694-006	3G102106.D	06/29/17 16:39
AC98694-007	3G102107.D	06/29/17 16:54
AC98694-008	3G102108.D	06/29/17 17:09
AC98694-009	3G102109.D	06/29/17 17:25
AC98694-010	3G102110.D	06/29/17 17:40
AC98694-011	3G102111.D	06/29/17 17:55
AC98694-012	3G102112.D	06/29/17 18:10
AC98703-001	3G102097.D	06/29/17 14:26
SMB60305(MS)	3G102094.D	06/29/17 13:41
AC98703-001(MS)	3G102095.D	06/29/17 13:56
AC98703-001(MSD	3G102096.D	06/29/17 14:11

Form 5

Method: EPA 8082A

Instrument: GC_3 Column: DB-17/1701P 30M 0.32mm ID 0.25um film

Data File	Sample#	Analysis Date/Time	Matrix	Reference File	Column 1 RT	Column 1 % Drift	Column 2 RT	Column 2 % Drift
3G101162.D	CAL 3268@500PPB	06/05/17 18:15	Soil	3G10116	10.0609	0.0865	10.6718	0.0215
3G101163.D	CAL 1242@500PPB	06/05/17 18:31	Soil	3G10116	10.0541	0.0189	10.6693	0.0019
3G101164.D	CAL 1248@500PPB	06/05/17 18:47	Soil	3G10116	10.0519	0.003	10.6689	0.0056
3G101165.D	CAL 2154@500PPB	06/05/17 19:02	Soil	3G10116	10.0511	0.0109	10.6703	0.0075
3G101166.D	CAL 1262@500PPB	06/05/17 19:17	Soil	3G10116	10.0517	0.005	10.6705	0.0094
3G101167.D	CAL 1660@50PPB	06/05/17 19:33	Soil	3G10116	10.0522	0	10.6695	0
3G101168.D	CAL 1660@200PPB	06/05/17 19:48	Soil	3G10116	10.0503	0.0189	10.6688	0.0066
3G101169.D	CAL 1660@500PPB	06/05/17 20:03	Soil	3G10116	10.0513	0.009	10.6691	0.0038
3G101170.D	CAL 1660@1000PPB	06/05/17 20:18	Soil	3G10116	10.0509	0.0129	10.6702	0.0066
3G101171.D	CAL 1660@2000PPB	06/05/17 20:33	Soil	3G10116	10.0501	0.0209	10.6695	0
3G101172.D	CAL 1660@4000PPB	06/05/17 20:49	Soil	3G10116	10.0513	0.009	10.6699	0.0037
3G101173.D	ICV	06/05/17 21:04	Soil	3G10116	10.0505	0.0169	10.6687	0.0075
3G101174.D	PEST WS	06/05/17 21:19	Soil	3G10116	0.0000	200 *	0.0000	200 *

Drift Compound: DCB-Surrogate Drift Limit(s): 0.5 (Pest/Pcb) 1.5(Herb/Tph) * - Values outside of limits for this column/run

Form 5

Method: EPA 8082A

Instrument: GC_3 Column: DB-17/1701P 30M 0.32mm ID 0.25um film

Data File	Sample#	Analysis Date/Time	Matrix	Reference File	Column 1 RT	Column 1 % Drift	Column 2 RT	Column 2 % Drift
3G102087.D	CAL 1660@500PPB	06/29/17 10:02	Aqueous	3G10208	10.0492	0	10.6674	0
3G102088.D	AC98263-001	06/29/17 10:22	Aqueous	3G10208	10.0505	0.0129	10.6688	0.0131
3G102089.D	AC98263-006	06/29/17 10:37	Aqueous	3G10208	10.0448	0.0438	10.6677	0.0028
3G102090.D	AC98263-008	06/29/17 10:52	Aqueous	3G10208	10.0463	0.0289	10.6699	0.0234
3G102091.D	AC98263-012	06/29/17 11:07	Aqueous	3G10208	10.0456	0.0358	10.6704	0.0281
3G102092.D	CAL 1660@500PPB	06/29/17 13:06	Aqueous	3G10208	10.0462	0.0299	10.6686	0.0112
3G102093.D	SMB60305	06/29/17 13:26	Soil	3G10209	10.0504	0.0418	10.6707	0.0197
3G102094.D	SMB60305(MS)	06/29/17 13:41	Soil	3G10209	10.0456	0.006	10.6697	0.0103
3G102095.D	AC98703-001(MS)	06/29/17 13:56	Soil	3G10209	10.0447	0.0149	10.6689	0.0028
3G102096.D	AC98703-001(MSD)	06/29/17 14:11	Soil	3G10209	10.0455	0.007	10.6689	0.0028
3G102097.D	AC98703-001	06/29/17 14:26	Soil	3G10209	10.0441	0.0209	10.6699	0.0122
3G102098.D	AC98703-002	06/29/17 14:41	Soil	3G10209	10.0447	0.0149	10.6690	0.0037
3G102099.D	WMB60313	06/29/17 14:56	Aqueous	3G10209	10.0448	0.0139	10.6697	0.0103
3G102100.D	WMB60313(MS)	06/29/17 15:10	Aqueous	3G10209	10.0452	0.0099	10.6693	0.0066
3G102101.D	AC98694-001	06/29/17 15:25	Soil	3G10209	10.0451	0.0109	10.6694	0.0075
3G102102.D	AC98694-002	06/29/17 15:40	Soil	3G10209	10.0450	0.0119	10.6698	0.0112
3G102103.D	AC98694-003	06/29/17 15:55	Soil	3G10209	10.0461	0.001	10.6698	0.0112
3G102104.D	AC98694-004	06/29/17 16:10	Soil	3G10209	10.0443	0.0189	10.6691	0.0047
3G102105.D	AC98694-005	06/29/17 16:25	Soil	3G10209	10.0435	0.0269	10.6677	0.0084
3G102106.D	AC98694-006	06/29/17 16:39	Soil	3G10209	10.0439	0.0229	10.6694	0.0075
3G102107.D	AC98694-007	06/29/17 16:54	Soil	3G10209	10.0469	0.007	10.6689	0.0028
3G102108.D	AC98694-008	06/29/17 17:09	Soil	3G10209	10.0464	0.002	10.6705	0.0178
3G102109.D	AC98694-009	06/29/17 17:25	Soil	3G10209	10.0463	0.001	10.6694	0.0075
3G102110.D	AC98694-010	06/29/17 17:40	Soil	3G10209	10.0456	0.006	10.6706	0.0187
3G102111.D	AC98694-011	06/29/17 17:55	Soil	3G10209	10.0439	0.0229	10.6688	0.0019
3G102112.D	AC98694-012	06/29/17 18:10	Soil	3G10209	10.0475	0.0129	10.6710	0.0225
3G102113.D	CAL 1660@500PPB	06/29/17 18:25	Soil	3G10209	10.0475	0.0129	10.6714	0.0262
3G102114.D	1000PPB	06/29/17 18:41	Soil	3G10211	10.0471	0.004	10.6716	0.0019
3G102115.D	AC98699-001(MS)	06/29/17 18:56	Aqueous	3G10211	10.0478	0.003	10.6717	0.0028
3G102116.D	AC98699-001(MSD)	06/29/17 19:11	Aqueous	3G10211	10.0477	0.002	10.6708	0.0056
3G102117.D	AC98699-001	06/29/17 19:27	Aqueous	3G10211	10.0477	0.002	10.6716	0.0019
3G102118.D	AC98699-002	06/29/17 19:42	Aqueous	3G10211	10.0471	0.004	10.6713	0.0009
3G102119.D	AC98699-003	06/29/17 19:57	Aqueous	3G10211	10.0466	0.009	10.6703	0.0103
3G102120.D	AC98699-004	06/29/17 20:12	Aqueous	3G10211	10.0472	0.003	10.6705	0.0084
3G102121.D	AC98263-004	06/29/17 20:28	Aqueous	3G10211	10.0472	0.003	10.6712	0.0019
3G102122.D	AC98696-001	06/29/17 20:43	Aqueous	3G10211	10.0448	0.0269	10.6688	0.0244
3G102123.D	AC98696-002	06/29/17 20:58	Aqueous	3G10211	10.0454	0.0209	10.6701	0.0122
3G102124.D	AC98696-003	06/29/17 21:13	Aqueous	3G10211	10.0437	0.0378	10.6671	0.0403
3G102125.D	AC98696-004	06/29/17 21:29	Aqueous	3G10211	10.0447	0.0279	10.6693	0.0197
3G102126.D	AC98696-005	06/29/17 21:44	Aqueous	3G10211	10.0458	0.0169	10.6694	0.0187
3G102127.D	AC98597-003	06/29/17 21:59	Soil	3G10211	10.0450	0.0249	10.6706	0.0075
3G102128.D	AC98262-004	06/29/17 22:14	Soil	3G10211	10.0472	0.003	10.6705	0.0084
3G102129.D	AC98262-006	06/29/17 22:29	Soil	3G10211	10.0458	0.0169	10.6700	0.0131
3G102130.D	AC98262-008	06/29/17 22:45	Soil	3G10211	10.0471	0.004	10.6702	0.0112
3G102131.D	AC98262-010	06/29/17 23:00	Soil	3G10211	10.0461	0.0139	10.6705	0.0084
3G102132.D	AC98262-012	06/29/17 23:15	Soil	3G10211	10.0458	0.0169	10.6706	0.0075
3G102133.D	CAL 1660@500PPB	06/29/17 23:30	Soil	3G10211	10.0464	0.0109	10.6698	0.015
3G102134.D	1000PPB	06/29/17 23:46	Soil	3G10213	10.0467	0.003	10.6705	0.0066

Drift Compound: DCB-Surrogate Drift Limit(s): 0.5 (Pest/Pcb) 1.5(Herb/Tph) * - Values outside of limits for this column/run

Form 6
Initial Calibration

Method: EPA 8082A

Instrument: GC_3

Level #:	Data File:	Cal Identifier:	Analysis Date/Time	Level #:	Data File:	Cal Identifier:	Analysis Date/Time
1	3G101167.D	CAL 1660@50PPB	06/05/17 19:33	2	3G101168.D	CAL 1660@200PPB	06/05/17 19:48
3	3G101169.D	CAL 1660@500PPB	06/05/17 20:03	4	3G101170.D	CAL 1660@1000PPB	06/05/17 20:18
5	3G101171.D	CAL 1660@2000PPB	06/05/17 20:33	6	3G101172.D	CAL 1660@4000PPB	06/05/17 20:49
7	3G101162.D	CAL 3268@500PPB	06/05/17 18:15	8	3G101163.D	CAL 1242@500PPB	06/05/17 18:31
9	3G101164.D	CAL 1248@500PPB	06/05/17 18:47	10	3G101165.D	CAL 2154@500PPB	06/05/17 19:02

Compound	Col	Mr	Fit:	RF1	RF2	RF3	RF4	RF5	RF6	RF7	RF8	AvgRf	RT	Corr1	Corr2	%Rsd	Calibration Level Concentrations Lvl1	Lvl2	Lvl3	Lvl4	Lvl5	Lvl6	Lvl7	Lvl8
TCMX-Surrogate	1	0	Avg	0.5018	0.5169	0.5649	0.5729	0.5807	0.6272	----	----	0.561	3.81	0.999	1.00	8.1	5.00	20.00	50.00	100.0	200.0	400.0		
Aroclor-1016	1	1	Avg	0.0176	0.0179	0.0173	0.0163	0.0150	0.0148	----	----	0.0165	4.32	0.999	1.00	7.9	50.00	200.0	500.0	1000.	2000.	4000.		
Aroclor-1016	1	2	Qua	0.0364	0.0351	0.0328	0.0301	0.0275	0.0269	----	----	0.0315	4.69	0.999	0.999	13	50.00	200.0	500.0	1000.	2000.	4000.		
Aroclor-1016	1	3	Avg	0.0658	0.0644	0.0618	0.0575	0.0534	0.0532	----	----	0.0594	5.15	1.00	1.00	9.2	50.00	200.0	500.0	1000.	2000.	4000.		
Aroclor-1016	1	4	Avg	0.0175	0.0197	0.0195	0.0184	0.0175	0.0180	----	----	0.0185	5.40	1.00	1.00	5.2	50.00	200.0	500.0	1000.	2000.	4000.		
Aroclor-1016	1	5	Avg	0.0434	0.0464	0.0444	0.0409	0.0380	0.0374	----	----	0.0418	5.51	0.999	1.00	8.6	50.00	200.0	500.0	1000.	2000.	4000.		
Aroclor-1260	1	1	Qua	0.0421	0.0394	0.0377	0.0349	0.0325	0.0325	----	----	0.0366	7.02	1.00	1.00	11	50.00	200.0	500.0	1000.	2000.	4000.		
Aroclor-1260	1	2	Qua	0.0595	0.0450	0.0432	0.0403	0.0378	0.0380	----	----	0.0440	7.27	1.00	1.00	18	50.00	200.0	500.0	1000.	2000.	4000.		
Aroclor-1260	1	3	Avg	0.0262	0.0247	0.0221	0.0211	0.0211	0.0228	----	----	0.0230	7.47	0.998	1.00	8.9	50.00	200.0	500.0	1000.	2000.	4000.		
Aroclor-1260	1	4	Qua	0.0346	0.0281	0.0271	0.0263	0.0256	0.0264	----	----	0.0281	8.06	1.00	1.00	12	50.00	200.0	500.0	1000.	2000.	4000.		
Aroclor-1260	1	5	Avg	0.0418	0.0417	0.0409	0.0418	0.0416	0.0451	----	----	0.0422	8.77	0.998	1.00	3.5	50.00	200.0	500.0	1000.	2000.	4000.		
Aroclor-1221	1	1	Avg	----	----	----	----	----	----	----	----	0.00825	4.12	-1	-1	Lvl=10	500.0							
Aroclor-1221	1	2	Avg	----	----	----	----	----	----	----	----	0.00499	4.26	-1	-1	Lvl=10	500.0							
Aroclor-1221	1	3	Avg	----	----	----	----	----	----	----	----	0.0230	4.32	-1	-1	Lvl=10	500.0							
Aroclor-1232	1	1	Avg	----	----	----	----	----	----	----	----	0.0182	4.33	-1	-1	Lvl=7	500.0							
Aroclor-1232	1	2	Avg	----	----	----	----	----	----	----	----	0.0154	4.69	-1	-1	Lvl=7	500.0							
Aroclor-1232	1	3	Avg	----	----	----	----	----	----	----	----	0.0265	5.16	-1	-1	Lvl=7	500.0							
Aroclor-1232	1	4	Avg	----	----	----	----	----	----	----	----	0.0120	5.30	-1	-1	Lvl=7	500.0							
Aroclor-1232	1	5	Avg	----	----	----	----	----	----	----	----	0.0117	5.76	-1	-1	Lvl=7	500.0							
Aroclor-1242	1	1	Avg	----	----	----	----	----	----	----	----	0.0142	4.32	-1	-1	Lvl=8	500.0							
Aroclor-1242	1	2	Avg	----	----	----	----	----	----	----	----	0.0248	4.69	-1	-1	Lvl=8	500.0							
Aroclor-1242	1	3	Avg	----	----	----	----	----	----	----	----	0.0464	5.15	-1	-1	Lvl=8	500.0							
Aroclor-1242	1	4	Avg	----	----	----	----	----	----	----	----	0.0310	5.52	-1	-1	Lvl=8	500.0							
Aroclor-1242	1	5	Avg	----	----	----	----	----	----	----	----	0.0202	5.76	-1	-1	Lvl=8	500.0							
Aroclor-1248	1	1	Avg	----	----	----	----	----	----	----	----	0.0116	4.69	-1	-1	Lvl=9	500.0							
Aroclor-1248	1	2	Avg	----	----	----	----	----	----	----	----	0.0280	5.15	-1	-1	Lvl=9	500.0							
Aroclor-1248	1	3	Avg	----	----	----	----	----	----	----	----	0.0474	5.50	-1	-1	Lvl=9	500.0							
Aroclor-1248	1	4	Avg	----	----	----	----	----	----	----	----	0.0257	5.86	-1	-1	Lvl=9	500.0							
Aroclor-1248	1	5	Avg	----	----	----	----	----	----	----	----	0.0293	6.46	-1	-1	Lvl=9	500.0							
Aroclor-1254	1	1	Avg	----	----	----	----	----	----	----	----	0.0134	6.66	-1	-1	Lvl=10	500.0							
Aroclor-1254	1	2	Avg	----	----	----	----	----	----	----	----	0.0435	6.86	-1	-1	Lvl=10	500.0							
Aroclor-1254	1	3	Avg	----	----	----	----	----	----	----	----	0.0238	7.03	-1	-1	Lvl=10	500.0							
Aroclor-1254	1	4	Avg	----	----	----	----	----	----	----	----	0.0353	7.14	-1	-1	Lvl=10	500.0							
Aroclor-1254	1	5	Avg	----	----	----	----	----	----	----	----	0.0166	7.53	-1	-1	Lvl=10	500.0							
Aroclor-1262	1	1	Avg	----	----	----	----	----	----	----	----	0.0435	7.70	-1	-1	Lvl=11	500.0							
Aroclor-1262	1	2	Avg	----	----	----	----	----	----	----	----	0.0256	8.70	-1	-1	Lvl=11	500.0							

Avg Rsd Col 1: 9.17 Avg Rsd Col 2: 13.72

Flags

c - failed the initial calibration criteria(if applicable)

Note:

Col = Column Number
Mr = MultiPeak Analyte 0=single peak analyte..>0=multi peak analyte (i.e. pcb/chlordane etc..)
Fit = Indicates whehter Avg RF, Linear, or Quadratic Curve was used for compound.
Corr 1 = Correlation Coefficient for linear Eq.
Corr 2 = Correlation Coefficient for quad Eq.

All Response Factors = Response Factors / 10000
Initial Calibration Criteria: either %RSD <=20 or Corr >= .995
Columns: Signal #1 db-1701 : Signal #2 db-608

^Lvl: These compounds use a single pt calibration as specified by the method. The file used to update this calibration point is listed in the header under level #

7062727 0245

Form 6
Initial Calibration

Method: EPA 8082A

Instrument: GC_3

Level #:	Data File:	Cal Identifier:	Analysis Date/Time	Level #:	Data File:	Cal Identifier:	Analysis Date/Time
1	3G101167.D	CAL 1660@50PPB	06/05/17 19:33	2	3G101168.D	CAL 1660@200PPB	06/05/17 19:48
3	3G101169.D	CAL 1660@500PPB	06/05/17 20:03	4	3G101170.D	CAL 1660@1000PPB	06/05/17 20:18
5	3G101171.D	CAL 1660@2000PPB	06/05/17 20:33	6	3G101172.D	CAL 1660@4000PPB	06/05/17 20:49
7	3G101162.D	CAL 3268@500PPB	06/05/17 18:15	8	3G101163.D	CAL 1242@500PPB	06/05/17 18:31
9	3G101164.D	CAL 1248@500PPB	06/05/17 18:47	10	3G101165.D	CAL 2154@500PPB	06/05/17 19:02

Compound	Col	Mr	Fit:	RF1	RF2	RF3	RF4	RF5	RF6	RF7	RF8	AvgRf	RT	Corr1	Corr2	%Rsd	Calibration Level Concentrations Lvl1	Lvl2	Lvl3	Lvl4	Lvl5	Lvl6	Lvl7	Lvl8
Aroclor-1262	1	3	Avg	----	----	----	----	----	----	----	----	0.0521	8.77	-1	-1	Lvl=11	500.0							
Aroclor-1262	1	4	Avg	----	----	----	----	----	----	----	----	0.0267	9.48	-1	-1	Lvl=11	500.0							
Aroclor-1262	1	5	Avg	----	----	----	----	----	----	----	----	0.00775	9.84	-1	-1	Lvl=11	500.0							
Aroclor-1268	1	1	Avg	----	----	----	----	----	----	----	----	0.00622	8.06	-1	-1	Lvl=7	500.0							
Aroclor-1268	1	2	Avg	----	----	----	----	----	----	----	----	0.00743	8.38	-1	-1	Lvl=7	500.0							
Aroclor-1268	1	3	Avg	----	----	----	----	----	----	----	----	0.0618	8.95	-1	-1	Lvl=7	500.0							
Aroclor-1268	1	4	Avg	----	----	----	----	----	----	----	----	0.0165	9.05	-1	-1	Lvl=7	500.0							
Aroclor-1268	1	5	Avg	----	----	----	----	----	----	----	----	0.205	9.84	-1	-1	Lvl=7	500.0							
DCB-Surrogate	1	0	Avg	0.6867	0.6179	0.6135	0.6134	0.5959	0.6205	----	----	0.625	10.05	1.00	1.00	5.1	5.00	20.00	50.00	100.0	200.0	400.0		
TCMX-Surrogate	2	0	Avg	0.8984	0.9579	0.9799	0.9642	0.9493	1.0126	----	----	0.960	3.83	0.999	1.00	3.9	5.00	20.00	50.00	100.0	200.0	400.0		
Aroclor-1016	2	1	Qua	0.0289	0.0283	0.0265	0.0241	0.0218	0.0209	----	----	0.0251	4.43	0.999	0.999	13	50.00	200.0	500.0	1000.	2000.	4000.		
Aroclor-1016	2	2	Qua	0.0640	0.0590	0.0532	0.0477	0.0426	0.0410	----	----	0.0513	4.85	0.999	0.999	18	50.00	200.0	500.0	1000.	2000.	4000.		
Aroclor-1016	2	3	Qua	0.1220	0.1124	0.1041	0.0969	0.0889	0.0891	----	----	0.102	5.24	0.999	0.999	13	50.00	200.0	500.0	1000.	2000.	4000.		
Aroclor-1016	2	4	Qua	0.0544	0.0510	0.0467	0.0429	0.0391	0.0385	----	----	0.0455	5.56	0.999	0.999	14	50.00	200.0	500.0	1000.	2000.	4000.		
Aroclor-1016	2	5	Qua	0.0371	0.0355	0.0335	0.0314	0.0288	0.0284	----	----	0.0325	5.93	0.999	1.00	11	50.00	200.0	500.0	1000.	2000.	4000.		
Aroclor-1260	2	1	Qua	0.0781	0.0731	0.0681	0.0614	0.0566	0.0564	----	----	0.0657	7.24	0.999	0.999	14	50.00	200.0	500.0	1000.	2000.	4000.		
Aroclor-1260	2	2	Qua	0.0807	0.0761	0.0727	0.0662	0.0610	0.0611	----	----	0.0697	7.32	0.999	0.999	12	50.00	200.0	500.0	1000.	2000.	4000.		
Aroclor-1260	2	3	Qua	0.0504	0.0291	0.0270	0.0257	0.0255	0.0271	----	----	0.0308	7.95	0.999	1.00	31	50.00	200.0	500.0	1000.	2000.	4000.		
Aroclor-1260	2	4	Qua	0.0750	0.0561	0.0586	0.0568	0.0556	0.0584	----	----	0.0601	8.31	0.999	1.00	12	50.00	200.0	500.0	1000.	2000.	4000.		
Aroclor-1260	2	5	Qua	0.0693	0.0461	0.0514	0.0513	0.0502	0.0541	----	----	0.0538	9.01	0.999	1.00	15	50.00	200.0	500.0	1000.	2000.	4000.		
Aroclor-1221	2	1	Avg	----	----	----	----	----	----	----	----	0.0138	4.22	-1	-1	Lvl=10	500.0							
Aroclor-1221	2	2	Avg	----	----	----	----	----	----	----	----	0.00879	4.37	-1	-1	Lvl=10	500.0							
Aroclor-1221	2	3	Avg	----	----	----	----	----	----	----	----	0.0290	4.43	-1	-1	Lvl=10	500.0							
Aroclor-1232	2	1	Avg	----	----	----	----	----	----	----	----	0.0266	4.43	-1	-1	Lvl=7	500.0							
Aroclor-1232	2	2	Avg	----	----	----	----	----	----	----	----	0.0252	4.85	-1	-1	Lvl=7	500.0							
Aroclor-1232	2	3	Avg	----	----	----	----	----	----	----	----	0.0442	5.24	-1	-1	Lvl=7	500.0							
Aroclor-1232	2	4	Avg	----	----	----	----	----	----	----	----	0.0171	5.93	-1	-1	Lvl=7	500.0							
Aroclor-1232	2	5	Avg	----	----	----	----	----	----	----	----	0.0118	6.08	-1	-1	Lvl=7	500.0							
Aroclor-1242	2	1	Avg	----	----	----	----	----	----	----	----	0.0213	4.43	-1	-1	Lvl=8	500.0							
Aroclor-1242	2	2	Avg	----	----	----	----	----	----	----	----	0.0398	4.86	-1	-1	Lvl=8	500.0							
Aroclor-1242	2	3	Avg	----	----	----	----	----	----	----	----	0.0777	5.24	-1	-1	Lvl=8	500.0							
Aroclor-1242	2	4	Avg	----	----	----	----	----	----	----	----	0.0335	5.56	-1	-1	Lvl=8	500.0							
Aroclor-1242	2	5	Avg	----	----	----	----	----	----	----	----	0.0284	5.93	-1	-1	Lvl=8	500.0							
Aroclor-1248	2	1	Avg	----	----	----	----	----	----	----	----	0.0185	4.85	-1	-1	Lvl=9	500.0							
Aroclor-1248	2	2	Avg	----	----	----	----	----	----	----	----	0.0492	5.23	-1	-1	Lvl=9	500.0							
Aroclor-1248	2	3	Avg	----	----	----	----	----	----	----	----	0.0387	5.56	-1	-1	Lvl=9	500.0							

Avg Rsd Col 1: 9.17 Avg Rsd Col 2: 13.72

Flags

c - failed the initial calibration criteria(if applicable)

Note:

Col = Column Number
Mr = MultiPeak Analyte 0=single peak analyte..>0=multi peak analyte (i.e. pcb/chlordane etc..)
Fit = Indicates whehter Avg RF, Linear, or Quadratic Curve was used for compound.
Corr 1 = Correlation Coefficient for linear Eq.
Corr 2 = Correlation Coefficient for quad Eq.

All Response Factors = Response Factors / 10000
Initial Calibration Criteria: either %RSD <=20 or Corr >= .995
Columns: Signal #1 db-1701 : Signal #2 db-608

^Lvl: These compounds use a single pt calibration as specified by the method. The file used to update this calibration point is listed in the header under level #

70527270246

Form 6
Initial Calibration

Method: EPA 8082A

Instrument: GC_3

Level #:	Data File:	Cal Identifier:	Analysis Date/Time	Level #:	Data File:	Cal Identifier:	Analysis Date/Time
1	3G101167.D	CAL 1660@50PPB	06/05/17 19:33	2	3G101168.D	CAL 1660@200PPB	06/05/17 19:48
3	3G101169.D	CAL 1660@500PPB	06/05/17 20:03	4	3G101170.D	CAL 1660@1000PPB	06/05/17 20:18
5	3G101171.D	CAL 1660@2000PPB	06/05/17 20:33	6	3G101172.D	CAL 1660@4000PPB	06/05/17 20:49
7	3G101162.D	CAL 3268@500PPB	06/05/17 18:15	8	3G101163.D	CAL 1242@500PPB	06/05/17 18:31
9	3G101164.D	CAL 1248@500PPB	06/05/17 18:47	10	3G101165.D	CAL 2154@500PPB	06/05/17 19:02

Compound	Col	Mr	Fit:	RF1	RF2	RF3	RF4	RF5	RF6	RF7	RF8	AvgRf	RT	Corr1	Corr2	%Rsd	Calibration Level Concentrations Lvl1	Lvl2	Lvl3	Lvl4	Lvl5	Lvl6	Lvl7	Lvl8
Aroclor-1248	2	4	Avg	----	----	----	----	----	----	----	----	0.0331	6.08	-1	-1	Lvl=9	500.0							
Aroclor-1248	2	5	Avg	----	----	----	----	----	----	----	----	0.0440	6.21	-1	-1	Lvl=9	500.0							
Aroclor-1254	2	1	Avg	----	----	----	----	----	----	----	----	0.0603	6.43	-1	-1	Lvl=10	500.0							
Aroclor-1254	2	2	Avg	----	----	----	----	----	----	----	----	0.0182	6.78	-1	-1	Lvl=10	500.0							
Aroclor-1254	2	3	Avg	----	----	----	----	----	----	----	----	0.0530	7.17	-1	-1	Lvl=10	500.0							
Aroclor-1254	2	4	Avg	----	----	----	----	----	----	----	----	0.0248	7.68	-1	-1	Lvl=10	500.0							
Aroclor-1254	2	5	Avg	----	----	----	----	----	----	----	----	0.0222	8.37	-1	-1	Lvl=10	500.0							
Aroclor-1262	2	1	Avg	----	----	----	----	----	----	----	----	0.0575	7.74	-1	-1	Lvl=11	500.0							
Aroclor-1262	2	2	Avg	----	----	----	----	----	----	----	----	0.0444	8.90	-1	-1	Lvl=11	500.0							
Aroclor-1262	2	3	Avg	----	----	----	----	----	----	----	----	0.0562	9.01	-1	-1	Lvl=11	500.0							
Aroclor-1262	2	4	Avg	----	----	----	----	----	----	----	----	0.0532	9.59	-1	-1	Lvl=11	500.0							
Aroclor-1262	2	5	Avg	----	----	----	----	----	----	----	----	0.0159	10.13	-1	-1	Lvl=11	500.0							
Aroclor-1268	2	1	Avg	----	----	----	----	----	----	----	----	0.00830	8.41	-1	-1	Lvl=7	500.0							
Aroclor-1268	2	2	Avg	----	----	----	----	----	----	----	----	0.0156	8.45	-1	-1	Lvl=7	500.0							
Aroclor-1268	2	3	Avg	----	----	----	----	----	----	----	----	0.0970	9.34	-1	-1	Lvl=7	500.0							
Aroclor-1268	2	4	Avg	----	----	----	----	----	----	----	----	0.0236	9.50	-1	-1	Lvl=7	500.0							
Aroclor-1268	2	5	Avg	----	----	----	----	----	----	----	----	0.351	10.13	-1	-1	Lvl=7	500.0							
DCB-Surrogate	2	0	Avg	1.2283	1.0951	1.0425	1.0113	1.0153	1.0600	----	----	1.08	10.67	0.999	1.00	7.5	5.00	20.00	50.00	100.0	200.0	400.0		

Avg Rsd Col 1: 9.17 Avg Rsd Col 2: 13.72

Flags

c - failed the initial calibration criteria(if applicable)

Note:

Col = Column Number
Mr = MultiPeak Analyte 0=single peak analyte..>0=multi peak analyte (i.e. pcb/chlordane etc..)
Fit = Indicates whehter Avg RF, Linear, or Quadratic Curve was used for compound.
Corr 1 = Correlation Coefficient for linear Eq.
Corr 2 = Correlation Coefficient for quad Eq.

All Response Factors = Response Factors / 10000
Initial Calibration Criteria: either %RSD <=20 or Corr >= .995
Columns: Signal #1 db-1701 : Signal #2 db-608

^Lvl: These compounds use a single pt calibration as specified by the method. The file used to update this calibration point is listed in the header under level #

7062727 0247

Form7
Continuing Calibration

Method: EPA 8082A

Data File:				3G102092.D			3G102113.D																	
Method:				8082			8082																	
Calibration Name:				CAL 1660@500PP			CAL 1660@500PP																	
Calibration Date/Time				06/29/17 13:06			06/29/17 18:25																	
				Conc			Conc			Conc			Conc			Conc								
Compound	Limit	Col	Mr	Conc	Exp	%Diff	Conc	Exp	%Diff	Conc	Exp	%Diff	Conc	Exp	%Diff	Conc	Exp	%Diff						
TCMX-Surrogate	20	1	0	43.76	50	12.5	40.81	50	18.4															
Aroclor-1016	20	1	1	473.5	500	5.3	439.7	500	12.1															
Aroclor-1016	20	1	2	490.7	500	1.9	460.1	500	8.0															
Aroclor-1016	20	1	3	449.9	500	10.0	424.6	500	15.1															
Aroclor-1016	20	1	4	457.9	500	8.4	432.5	500	13.5															
Aroclor-1016	20	1	5	471.1	500	5.8	444.5	500	11.1															
Aroclor-1260	20	1	1	477.4	500	4.5	453.0	500	9.4															
Aroclor-1260	20	1	2	470.7	500	5.9	448.7	500	10.3															
Aroclor-1260	20	1	3	413.9	500	17.2	395.4	500	20.9*															
Aroclor-1260	20	1	4	462	500	7.6	427.5	500	14.5															
Aroclor-1260	20	1	5	424.8	500	15.0	404.5	500	19.1															
DCB-Surrogate	20	1	0	42.2	50	15.6	41.42	50	17.2															
Average Difference	20	1	0			9.1			14.1															
TCMX-Surrogate	20	2	0	44.9	50	10.2	42.83	50	14.3															
Aroclor-1016	20	2	1	508.4	500	1.7	484.9	500	3.0															
Aroclor-1016	20	2	2	517.7	500	3.5	494.2	500	1.2															
Aroclor-1016	20	2	3	498	500	0.4	481.2	500	3.8															
Aroclor-1016	20	2	4	512.2	500	2.4	492.2	500	1.6															
Aroclor-1016	20	2	5	508.2	500	1.6	487.8	500	2.4															
Aroclor-1260	20	2	1	503.1	500	0.6	482.5	500	3.5															
Aroclor-1260	20	2	2	499.5	500	0.1	484.7	500	3.1															
Aroclor-1260	20	2	3	523.9	500	4.8	506.4	500	1.3															
Aroclor-1260	20	2	4	465.9	500	6.8	436.7	500	12.7															
Aroclor-1260	20	2	5	450.8	500	9.8	428.4	500	14.3															
DCB-Surrogate	20	2	0	41.69	50	16.6	40.25	50	19.5															
Average Difference	20	2	0			4.9			6.7															

Flags/Notes: **** - Values outside of limits for this column/run***

Form7
RtWindow Summary

Method: EPA 8082A

Data File:			3G101167.D		3G102092.D							
Calibration Name:			CAL 1660@50PPB		CAL 1660@500PPB							
Calibration Date/Time			6/5/2017 7:33:00 PM		6/29/2017 1:06:00 PM							
Compound	Col	Mr	Cal RT	Limit	Cal RT	Limit	Cal RT	Limit	Cal RT	Limit	Cal RT	Limit
TCMX-Surrogate	1	0	3.81	(3.75 - 3.87)	3.81	(3.75 - 3.87)						
Aroclor-1016	1	1	4.32	(4.28 - 4.36)	4.32	(4.28 - 4.36)						
Aroclor-1016	1	2	4.69	(4.65 - 4.73)	4.68	(4.64 - 4.72)						
Aroclor-1016	1	3	5.15	(5.11 - 5.19)	5.15	(5.11 - 5.19)						
Aroclor-1016	1	4	5.40	(5.36 - 5.44)	5.40	(5.36 - 5.44)						
Aroclor-1016	1	5	5.52	(5.48 - 5.56)	5.51	(5.47 - 5.55)						
Aroclor-1260	1	1	7.02	(6.98 - 7.06)	7.02	(6.98 - 7.06)						
Aroclor-1260	1	2	7.27	(7.23 - 7.31)	7.27	(7.23 - 7.31)						
Aroclor-1260	1	3	7.47	(7.43 - 7.51)	7.47	(7.43 - 7.51)						
Aroclor-1260	1	4	8.06	(8.02 - 8.10)	8.05	(8.01 - 8.09)						
Aroclor-1260	1	5	8.77	(8.73 - 8.81)	8.77	(8.73 - 8.81)						
Aroclor-1221	1	1	4.12	(4.08 - 4.16)								
Aroclor-1221	1	2	4.26	(4.22 - 4.30)								
Aroclor-1221	1	3	4.32	(4.28 - 4.36)								
Aroclor-1232	1	1	4.33	(4.29 - 4.37)								
Aroclor-1232	1	2	4.69	(4.65 - 4.73)								
Aroclor-1232	1	3	5.16	(5.12 - 5.20)								
Aroclor-1232	1	4	5.30	(5.26 - 5.34)								
Aroclor-1232	1	5	5.76	(5.72 - 5.80)								
Aroclor-1242	1	1	4.32	(4.28 - 4.36)								
Aroclor-1242	1	2	4.69	(4.65 - 4.73)								
Aroclor-1242	1	3	5.15	(5.11 - 5.19)								
Aroclor-1242	1	4	5.52	(5.48 - 5.56)								
Aroclor-1242	1	5	5.76	(5.72 - 5.80)								
Aroclor-1248	1	1	4.69	(4.65 - 4.73)								
Aroclor-1248	1	2	5.15	(5.11 - 5.19)								
Aroclor-1248	1	3	5.50	(5.46 - 5.54)								
Aroclor-1248	1	4	5.86	(5.82 - 5.90)								
Aroclor-1248	1	5	6.46	(6.42 - 6.50)								
Aroclor-1254	1	1	6.66	(6.62 - 6.70)								
Aroclor-1254	1	2	6.86	(6.82 - 6.90)								
Aroclor-1254	1	3	7.03	(6.99 - 7.07)								
Aroclor-1254	1	4	7.14	(7.10 - 7.18)								
Aroclor-1254	1	5	7.53	(7.49 - 7.57)								
Aroclor-1262	1	1	7.70	(7.66 - 7.74)								
Aroclor-1262	1	2	8.70	(8.66 - 8.74)								
Aroclor-1262	1	3	8.77	(8.73 - 8.81)								
Aroclor-1262	1	4	9.48	(9.44 - 9.52)								
Aroclor-1262	1	5	9.84	(9.80 - 9.88)								
Aroclor-1268	1	1	8.06	(8.02 - 8.10)								
Aroclor-1268	1	2	8.38	(8.34 - 8.42)								
Aroclor-1268	1	3	8.95	(8.91 - 8.99)								
Aroclor-1268	1	4	9.05	(9.01 - 9.09)								
Aroclor-1268	1	5	9.84	(9.80 - 9.88)								
DCB-Surrogate	1	0	10.05	(9.99 - 10.11)	10.05	(9.99 - 10.11)						
TCMX-Surrogate	2	0	3.83	(3.77 - 3.89)	3.84	(3.78 - 3.90)						
Aroclor-1016	2	1	4.43	(4.39 - 4.47)	4.43	(4.39 - 4.47)						
Aroclor-1016	2	2	4.85	(4.81 - 4.89)	4.85	(4.81 - 4.89)						
Aroclor-1016	2	3	5.24	(5.20 - 5.28)	5.24	(5.20 - 5.28)						
Aroclor-1016	2	4	5.56	(5.52 - 5.60)	5.56	(5.52 - 5.60)						
Aroclor-1016	2	5	5.93	(5.89 - 5.97)	5.93	(5.89 - 5.97)						
Aroclor-1260	2	1	7.24	(7.20 - 7.28)	7.24	(7.20 - 7.28)						
Aroclor-1260	2	2	7.32	(7.28 - 7.36)	7.32	(7.28 - 7.36)						
Aroclor-1260	2	3	7.95	(7.91 - 7.99)	7.95	(7.91 - 7.99)						
Aroclor-1260	2	4	8.31	(8.27 - 8.35)	8.31	(8.27 - 8.35)						
Aroclor-1260	2	5	9.01	(8.97 - 9.05)	9.01	(8.97 - 9.05)						
Aroclor-1221	2	1	4.22	(4.18 - 4.26)								
Aroclor-1221	2	2	4.37	(4.33 - 4.41)								
Aroclor-1221	2	3	4.43	(4.39 - 4.47)								
Aroclor-1232	2	1	4.43	(4.39 - 4.47)								
Aroclor-1232	2	2	4.85	(4.81 - 4.89)								
Aroclor-1232	2	3	5.24	(5.20 - 5.28)								
Aroclor-1232	2	4	5.93	(5.89 - 5.97)								
Aroclor-1232	2	5	6.08	(6.04 - 6.12)								
Aroclor-1242	2	1	4.43	(4.39 - 4.47)								
Aroclor-1242	2	2	4.86	(4.82 - 4.90)								
Aroclor-1242	2	3	5.24	(5.20 - 5.28)								
Aroclor-1242	2	4	5.56	(5.52 - 5.60)								
Aroclor-1242	2	5	5.93	(5.89 - 5.97)								
Aroclor-1248	2	1	4.85	(4.81 - 4.89)								
Aroclor-1248	2	2	5.23	(5.19 - 5.27)								
Aroclor-1248	2	3	5.56	(5.52 - 5.60)								
Aroclor-1248	2	4	6.08	(6.04 - 6.12)								
Aroclor-1248	2	5	6.21	(6.17 - 6.25)								
Aroclor-1254	2	1	6.43	(6.39 - 6.47)								
Aroclor-1254	2	2	6.78	(6.74 - 6.82)								
Aroclor-1254	2	3	7.17	(7.13 - 7.21)								
Aroclor-1254	2	4	7.68	(7.64 - 7.72)								
Aroclor-1254	2	5	8.37	(8.33 - 8.41)								
Aroclor-1262	2	1	7.74	(7.70 - 7.78)								
Aroclor-1262	2	2	8.90	(8.86 - 8.94)								
Aroclor-1262	2	3	9.01	(8.97 - 9.05)								
Aroclor-1262	2	4	9.59	(9.55 - 9.63)								
Aroclor-1262	2	5	10.13	(10.09 - 10.17)								
Aroclor-1268	2	1	8.41	(8.37 - 8.45)								
Aroclor-1268	2	2	8.45	(8.41 - 8.49)								
Aroclor-1268	2	3	9.34	(9.30 - 9.38)								
Aroclor-1268	2	4	9.50	(9.46 - 9.54)								
Aroclor-1268	2	5	10.13	(10.09 - 10.17)								
DCB-Surrogate	2	0	10.67	(10.61 - 10.73)	10.67	(10.61 - 10.73)						

Metal Data

Form1
Inorganic Analysis Data Sheet

Sample ID:	AC98694-009	% Solid:	88	Lab Name:	Hampton-Clarke	Nras No:	
Client Id:	SB-1	Units:	MG/KG	Lab Code:		Sdg No:	
Matrix:	SOIL	Date Rec:	6/28/2017	Contract:		Case No:	
Level:	LOW						

Cas No.	Analyte	RL	Conc	Dil Fact	Initial Wt/Vol	Final Wt/Vol	Analysis Date	Prep Batch	File:	Seq Num	M	Instr
7429-90-5	Aluminum	230	9600	1	1	100	06/29/17	60924	S21161B4	14	P	PEICPRAD4A
7440-39-3	Barium	11	360	1	1	100	06/29/17	60924	S21161A4	15	P	PEICP4A
7440-70-2	Calcium	1100	24000	1	1	100	06/29/17	60924	S21161B4	14	P	PEICPRAD4A
7440-47-3	Chromium	5.7	78	1	1	100	06/29/17	60924	S21161A4	15	P	PEICP4A
7440-48-4	Cobalt	2.8	8.2	1	1	100	06/29/17	60924	S21161A4	15	P	PEICP4A
7440-50-8	Copper	5.7	69	1	1	100	06/29/17	60924	S21161A4	15	P	PEICP4A
7439-89-6	Iron	230	22000	1	1	100	06/29/17	60924	S21161B4	14	P	PEICPRAD4A
7439-92-1	Lead	5.7	620	1	1	100	06/29/17	60924	S21161A4	15	P	PEICP4A
7439-95-4	Magnesium	570	6200	1	1	100	06/29/17	60924	S21161B4	14	P	PEICPRAD4A
7439-96-5	Manganese	11	330	1	1	100	06/29/17	60924	S21161A4	15	P	PEICP4A
7439-97-6	Mercury	0.095	0.80	1	0.15	25	07/05/17	60924	H21161S	16	CV	HGCV1A
7440-02-0	Nickel	5.7	25	1	1	100	06/29/17	60924	S21161A4	15	P	PEICP4A
7440-09-7	Potassium	570	1200	1	1	100	06/29/17	60924	S21161B4	14	P	PEICPRAD4A
7440-23-5	Sodium	280	ND	1	1	100	06/29/17	60924	S21161B4	14	P	PEICPRAD4A
7440-62-2	Vanadium	11	42	1	1	100	06/29/17	60924	S21161A4	15	P	PEICP4A
7440-66-6	Zinc	11	410	1	1	100	06/29/17	60924	S21161A4	15	P	PEICP4A

Comments: _____

Flag Codes:

U or ND - Indicates Compound was not found above the detection/reporting limit
P - ICP-AES
CV -ColdVapor
MS - ICP-MS

Form1
Inorganic Analysis Data Sheet

Sample ID:	AC98694-009	% Solid:	88	Lab Name:	Hampton-Clarke	Nras No:	
Client Id:	SB-1	Units:	MG/KG	Lab Code:		Sdg No:	
Matrix:	SOIL	Date Rec:	6/28/2017	Contract:		Case No:	
Level:	LOW						

Cas No.	Analyte	RL	Conc	Dil Fact	Initial Wt/Vol	Final Wt/Vol	Analysis Date	Prep Batch	File:	Seq Num	M	Instr
7440-36-0	Antimony	0.91	ND	1	0.5	100	06/30/17	60925	S062917B	20	MS	MS2_7500SWA
7440-38-2	Arsenic	0.23	5.3	1	0.5	100	06/30/17	60925	S062917B	20	MS	MS2_7500SWA
7440-41-7	Beryllium	0.23	0.33	1	0.5	100	06/30/17	60925	S063017B	20	MS	MS2_7500SWA
7440-43-9	Cadmium	0.45	1.9	1	0.5	100	06/30/17	60925	S062917B	20	MS	MS2_7500SWA
7782-49-2	Selenium	2.3	ND	1	0.5	100	06/30/17	60925	S062917B	20	MS	MS2_7500SWA
7440-22-4	Silver	0.23	ND	1	0.5	100	06/30/17	60925	S062917B	20	MS	MS2_7500SWA
7440-28-0	Thallium	0.45	ND	1	0.5	100	06/30/17	60925	S062917B	20	MS	MS2_7500SWA

Comments: _____

Flag Codes:

U or ND - Indicates Compound was not found above the detection/reporting limit
P - ICP-AES
CV -ColdVapor
MS - ICP-MS

Form1
Inorganic Analysis Data Sheet

Sample ID: MB 60924 (100) % Solid: 0 Lab Name: Hampton-Clarke
Client Id: MB 60924 (100) Units: MG/KG Lab Code:
Matrix: SOIL
Level: LOW

Cas No.	Analyte	RL	Conc	Dil Fact	Initial Wt/Vol	Final Wt/Vol	Analysis Date	Prep Batch	File:	Seq Num	M	Instr
7429-90-5	Aluminum	200	ND	1	0.5	50	06/29/17	60924	S21161B4	11	P	PEICPRAD4A
7440-39-3	Barium	10	ND	1	0.5	50	06/29/17	60924	S21161A4	12	P	PEICP4A
7440-70-2	Calcium	1000	ND	1	0.5	50	06/29/17	60924	S21161B4	11	P	PEICPRAD4A
7440-47-3	Chromium	5.0	ND	1	0.5	50	06/29/17	60924	S21161A4	12	P	PEICP4A
7440-48-4	Cobalt	2.5	ND	1	0.5	50	06/29/17	60924	S21161A4	12	P	PEICP4A
7440-50-8	Copper	5.0	ND	1	0.5	50	06/29/17	60924	S21161A4	12	P	PEICP4A
7439-89-6	Iron	200	ND	1	0.5	50	06/29/17	60924	S21161B4	11	P	PEICPRAD4A
7439-92-1	Lead	5.0	ND	1	0.5	50	06/29/17	60924	S21161A4	12	P	PEICP4A
7439-95-4	Magnesium	500	ND	1	0.5	50	06/29/17	60924	S21161B4	11	P	PEICPRAD4A
7439-96-5	Manganese	10	ND	1	0.5	50	06/29/17	60924	S21161A4	12	P	PEICP4A
7439-98-7	Molybdenum	2.5	ND	1	0.5	50	06/29/17	60924	S21161A4	12	P	PEICP4A
7440-02-0	Nickel	5.0	ND	1	0.5	50	06/29/17	60924	S21161A4	12	P	PEICP4A
7440-09-7	Potassium	500	ND	1	0.5	50	06/29/17	60924	S21161B4	11	P	PEICPRAD4A
7440-23-5	Sodium	250	ND	1	0.5	50	06/29/17	60924	S21161B4	11	P	PEICPRAD4A
7440-31-5	Tin	20	ND	1	0.5	50	06/29/17	60924	S21161A4	12	P	PEICP4A
7440-32-6	Titanium	10	ND	1	0.5	50	06/29/17	60924	S21161A4	12	P	PEICP4A
7440-62-2	Vanadium	10	ND	1	0.5	50	06/29/17	60924	S21161A4	12	P	PEICP4A
7440-66-6	Zinc	10	ND	1	0.5	50	06/29/17	60924	S21161A4	12	P	PEICP4A

Comments:

Flag Codes:

U or ND - Indicates Compound was not found above the detection/reporting limit
P - ICP-AES
CV -ColdVapor
MS - ICP-MS

Form1
Inorganic Analysis Data Sheet

Sample ID: MB 60925
Client Id: MB 60925
Matrix: SOIL
Level: LOW

% Solid: 0
Units: MG/KG

Lab Name: Hampton-Clarke
Lab Code:

Cas No.	Analyte	RL	Conc	Dil Fact	Initial Wt/Vol	Final Wt/Vol	Analysis Date	Prep Batch	File:	Seq Num	M	Instr
7440-36-0	Antimony	0.80	ND	1	0.5	100	06/29/17	60925	S062917B	17	MS	MS2_7500SWA
7440-38-2	Arsenic	0.20	ND	1	0.5	100	06/29/17	60925	S062917B	17	MS	MS2_7500SWA
7440-41-7	Beryllium	0.20	ND	1	0.5	100	06/30/17	60925	S063017B	17	MS	MS2_7500SWA
7440-43-9	Cadmium	0.40	ND	1	0.5	100	06/29/17	60925	S062917B	17	MS	MS2_7500SWA
7782-49-2	Selenium	2.0	ND	1	0.5	100	06/29/17	60925	S062917B	17	MS	MS2_7500SWA
7440-22-4	Silver	0.20	ND	1	0.5	100	06/29/17	60925	S062917B	17	MS	MS2_7500SWA
7440-28-0	Thallium	0.40	ND	1	0.5	100	06/29/17	60925	S062917B	17	MS	MS2_7500SWA

Comments:

Flag Codes:

U or ND - Indicates Compound was not found above the detection/reporting limit
P - ICP-AES
CV -ColdVapor
MS - ICP-MS

Form1
Inorganic Analysis Data Sheet

Sample ID: MB 60924 (167) % Solid: 0 Lab Name: Hampton-Clarke
Client Id: MB 60924 (167) Units: MG/KG Lab Code:
Matrix: SOIL
Level: LOW

Cas No.	Analyte	RL	Conc	Dil Fact	Initial Wt/Vol	Final Wt/Vol	Analysis Date	Prep Batch	File:	Seq Num	M	Instr
7439-97-6	Mercury	0.083	ND	1	0.15	25	07/05/17	60924	H21161S	11	CV	HGCV1A

Comments:

Flag Codes:

U or ND - Indicates Compound was not found above the detection/reporting limit
P - ICP-AES
CV -ColdVapor
MS - ICP-MS

FORM 2
(ICV/CCV Summary)

Date Analyzed: 06/29/17
Data File: S21161A4
Prep Batch: 60924
Analytical Method: 6010B/6010C/7470A,7471A/7471B(Hg),6020/6020A
Instrument: PEICP4A
Units: All units in ppm except Hg and icp-ms in ppb
Project Number: 7062727

Lab Name: Hampton-Clarke
Lab Code:
Contract:
Nras No:
Sdg No:
Case No:
ICV/CCV SOURCE: SCP Science

Analyte	ICV/CCV Amt	ICV V-258730-7	Rec	CCV V-258730-20	Rec	CCV V-258730-32	Rec	CCV V-258730-44	Rec		Rec		Rec		Rec		Rec
Barium	.5/.5	0.50166	100	0.51185	102	0.51048	102	0.51220	102								
Chromium	.5/.5	0.51042	102	0.51807	104	0.51644	103	0.52102	104								
Cobalt	.5/.5	0.50364	101	0.51331	103	0.51455	103	0.51937	104								
Copper	.5/.5	0.50104	100	0.50713	101	0.50210	100	0.50458	101								
Lead	.5/.5	0.50035	100	0.51459	103	0.51863	104	0.52490	105								
Manganese	.5/.5	0.50168	100	0.51058	102	0.50902	102	0.51141	102								
Nickel	.5/.5	0.50060	100	0.50992	102	0.50791	102	0.51488	103								
Vanadium	.5/.5	0.50089	100	0.50781	102	0.50765	102	0.50897	102								
Zinc	.5/.5	0.50890	102	0.52168	104	0.52598	105	0.53215	106								

Notes:
a-indicates analyte failed the ICV limits for 6010B/6010C, 6020/6020A
b-indicates analyte failed the ICV limits for 200.7 or 200.8
c-indicates analyte failed the CCV limits for 200.7/200.8/245.1/6010B/6010C (Except Hg 7470/7470A,7471A/7471B),6020/6020A
d-indicates analyte failed the CCV limits Hg 7470A/7471A/7471B

Qc Limits:
ICV - 200.7 : 95-105
CCV- 200.7/200.8/6010B/6010C/245.1 : 90-110 (Except Hg 7470/7470A/ 7471A/7471B=80-120)
ICV -6010B/6010C/6020/6020A/200.8 : 90-110
CLP ICP ICV/CCV: 90-110
CLP Hg ICV/CCV: 80-120

FORM 2
(LLICV/LLCCV Summary)

Date Analyzed: 06/29/17
Data File: S21161A4
Prep Batch: 60924
Analytical Method: 6010B/6010C/7470A,7471A/7471B(Hg),6020/6020A
Instrument: PEICP4A
Units: All units in ppm except Hg and icp-ms in ppb
Project Number: 7062727

Lab Name: Hampton-Clarke
Lab Code:
Contract:
Nras No:
Sdg No:
Case No:
ICV/CCV SOURCE: SPEX

Analyte	LLICV/ LLCCV Amt	LLICV [soil] V-258493-8	Rec	LLCCV [soil] V-258493-21	Rec	LLCCV [soil] V-258493-33	Rec	LLCCV [soil] V-258493-45	Rec		Rec		Rec		Rec		Rec
Barium	0.1/0.1	0.107197	107	0.109264	109	0.109138	109	0.116540	117								
Chromium	0.05/0.05	0.0581212	116	0.0595252	119	0.0600537	120	0.0599422	120								
Cobalt	0.025/0.025	0.0272299	109	0.0277775	111	0.0286692	115	0.0291585	117								
Copper	0.05/0.05	0.0509300	102	0.0512987	103	0.0509382	102	0.0529796	106								
Lead	0.05/0.05	0.0568673	114	0.0575810	115	0.0570485	114	0.0576568	115								
Manganese	0.1/0.1	0.106850	107	0.107961	108	0.109026	109	0.115387	115								
Nickel	0.05/0.05	0.0549331	110	0.0555808	111	0.0560434	112	0.0604073	121								
Vanadium	0.1/0.1	0.107859	108	0.111138	111	0.111318	111	0.120377	120								
Zinc	0.1/0.1	0.100662	101	0.106014	106	0.105253	105	0.110837	111								

Notes: a-indicates analyte failed the LLICV limits for 6010B, 6010C, 6020, 6020A
c-indicates analyte failed the LLCCV limits for 6010B, 6010C, 6020, 6020A

Qc Limits: LLCCV- 6010B/6010C/6020/6020A (70-130)
LLICV -6010B/6010C/6020/6020A :70-130

FORM 2
(ICV/CCV Summary)

Date Analyzed: 06/29/17
Data File: S21161B4
Prep Batch: 60924
Analytical Method: 6010B/6010C/7470A,7471A/7471B(Hg),6020/6020A
Instrument: PEICPRAD4A
Units: All units in ppm except Hg and icp-ms in ppb
Project Number: 7062727

Lab Name: Hampton-Clarke
Lab Code:
Contract:
Nras No:
Sdg No:
Case No:
ICV/CCV SOURCE: SCP Science

Analyte	ICV/CCV Amt	ICV V-258730-6	Rec	CCV V-258730-19	Rec	CCV V-258730-30	Rec		Rec		Rec		Rec		Rec		Rec
Aluminum	5/5	4.97342	99	4.97852	100	5.09385	102										
Calcium	50/50	48.32060	97	48.30150	97	49.23990	98										
Iron	5/5	4.97485	99	5.02087	100	5.04995	101										
Magnesium	50/50	50.49130	101	50.18650	100	50.77540	102										
Potassium	50/50	48.45870	97	48.68520	97	49.66740	99										
Sodium	50/50	50.16780	100	50.47030	101	51.55990	103										

Notes:
a-indicates analyte failed the ICV limits for 6010B/6010C, 6020/6020A
b-indicates analyte failed the ICV limits for 200.7 or 200.8
c-indicates analyte failed the CCV limits for 200.7/200.8/245.1/6010B/6010C (Except Hg 7470/7470A,7471A/7471B),6020/6020A
d-indicates analyte failed the CCV limits Hg 7470A/7471A/7471B

Qc Limits:
ICV - 200.7 : 95-105
CCV- 200.7/200.8/6010B/6010C/245.1 : 90-110 (Except Hg 7470/7470A/ 7471A/7471B=80-120)
ICV -6010B/6010C/6020/6020A/200.8 : 90-110

CLP ICP ICV/CCV: 90-110
CLP Hg ICV/CCV: 80-120

FORM 2
(LLICV/LLCCV Summary)

Date Analyzed: 06/29/17
Data File: S21161B4
Prep Batch: 60924
Analytical Method: 6010B/6010C/7470A,7471A/7471B(Hg),6020/6020A
Instrument: PEICPRAD4A
Units: All units in ppm except Hg and icp-ms in ppb
Project Number: 7062727

Lab Name: Hampton-Clarke
Lab Code:
Contract:
Nras No:
Sdg No:
Case No:
ICV/CCV SOURCE: SPEX

Analyte	LLICV/ LLCCV Amt	LLICV [soil] V-258493-7	Rec	LLCCV [soil] V-258493-20	Rec	LLCCV [soil] V-258493-31	Rec		Rec		Rec		Rec		Rec		Rec
Aluminum	2.00/2	2.05329	103	2.11363	106	2.11305	106										
Calcium	10.00/10	9.95810	100	9.97688	100	10.0250	100										
Iron	2.00/2	2.00384	100	2.04931	102	2.04607	102										
Magnesium	5.00/5	5.20465	104	5.18484	104	5.19401	104										
Potassium	5.00/5	5.27026	105	5.27324	105	5.20779	104										
Sodium	2.50/2.5	2.56727	103	2.59119	104	2.57460	103										

Notes: a-indicates analyte failed the LLICV limits for 6010B, 6010C, 6020, 6020A
c-indicates analyte failed the LLCCV limits for 6010B, 6010C, 6020, 6020A

Qc Limits: LLCCV- 6010B/6010C/6020/6020A (70-130)
LLICV -6010B/6010C/6020/6020A :70-130

FORM 2
(ICV/CCV Summary)

Date Analyzed: 06/29/17
Data File: S062917B
Prep Batch: 60925
Analytical Method: 6010B/6010C/7470A,7471A/7471B(Hg),6020/6020A
Instrument: MS2_7500SWA
Units: All units in ppm except Hg and icp-ms in ppb
Project Number: 7062727

Lab Name: Hampton-Clarke
Lab Code:
Contract:
Nras No:
Sdg No:
Case No:
ICV/CCV SOURCE: SCP Science

Analyte	ICV/CCV Amt	ICV V-258764-8	Rec	CCV V-258768-14	Rec	CCV V-258768-27	Rec	CCV V-258768-40	Rec	CCV V-258768-53	Rec	CCV V-258768-57	Rec		Rec		Rec
Antimony	50/50	50.26000	101	49.83000	100	49.43000	99	48.88000	98	49.40000	99	49.09000	98				
Arsenic	50/50	50.69000	101	50.43000	101	50.49000	101	49.77000	100	50.03000	100	49.87000	100				
Cadmium	50/50	51.24000	102	50.95000	102	50.37000	101	49.93000	100	50.20000	100	49.77000	100				
Selenium	50/250	52.29000	105	256.50000	103	256.70000	103	253.30000	101	254.70000	102	254.20000	102				
Silver	10/50	10.12000	101	50.37000	101	49.77000	100	50.18000	100	50.45000	101	49.82000	100				
Thallium	50/50	51.03000	102	50.10000	100	50.66000	101	49.53000	99	50.59000	101	49.76000	100				

Notes:
a-indicates analyte failed the ICV limits for 6010B/6010C, 6020/6020A
b-indicates analyte failed the ICV limits for 200.7 or 200.8
c-indicates analyte failed the CCV limits for 200.7/200.8/245.1/6010B/6010C (Except Hg 7470/7470A,7471A/7471B),6020/6020A
d-indicates analyte failed the CCV limits Hg 7470A/7471A/7471B

Qc Limits:
ICV - 200.7 : 95-105
CCV- 200.7/200.8/6010B/6010C/245.1 : 90-110 (Except Hg 7470/7470A/ 7471A/7471B=80-120)
ICV -6010B/6010C/6020/6020A/200.8 : 90-110

CLP ICP ICV/CCV: 90-110
CLP Hg ICV/CCV: 80-120

FORM 2
(LLICV/LLCCV Summary)

Date Analyzed: 06/29/17
Data File: S062917B
Prep Batch: 60925
Analytical Method: 6010B/6010C/7470A,7471A/7471B(Hg),6020/6020A
Instrument: MS2_7500SWA
Units: All units in ppm except Hg and icp-ms in ppb
Project Number: 7062727

Lab Name: Hampton-Clarke
Lab Code:
Contract:
Nras No:
Sdg No:
Case No:
ICV/CCV SOURCE: SPEX

Analyte	LLICV/ LLCCV Amt	LLICV V-258769-9	Rec	LLCCV V-258769-15	Rec	LLCCV V-258769-28	Rec	LLCCV V-258769-41	Rec	LLCCV V-258769-54	Rec	LLCCV V-258769-58	Rec		Rec		Rec
Antimony	4/4	3.819	95	3.775	94	3.706	93	3.730	93	3.667	92	3.717	93				
Arsenic	1/1	1.007	101	1.029	103	1.013	101	1.018	102	1.023	102	9.777E-01	98				
Cadmium	2/2	1.928	96	1.917	96	1.926	96	1.886	94	1.873	94	1.879	94				
Selenium	10/10	10.34	103	10.53	105	10.36	104	9.958	100	10.50	105	10.15	102				
Silver	1/1	9.338E-01	93	9.466E-01	95	9.424E-01	94	9.499E-01	95	9.212E-01	92	9.425E-01	94				
Thallium	2/2	1.809	90	1.755	88	1.787	89	1.741	87	1.732	87	1.724	86				

Notes: a-indicates analyte failed the LLICV limits for 6010B, 6010C, 6020, 6020A
c-indicates analyte failed the LLCCV limits for 6010B, 6010C, 6020, 6020A

Qc Limits: LLCCV- 6010B/6010C/6020/6020A (70-130)
LLICV -6010B/6010C/6020/6020A :70-130

FORM 2
(ICV/CCV Summary)

Date Analyzed: 06/30/17
Data File: S063017B
Prep Batch: 60925
Analytical Method: 6010B/6010C/7470A,7471A/7471B(Hg),6020/6020A
Instrument: MS2_7500SWA
Units: All units in ppm except Hg and icp-ms in ppb
Project Number: 7062727

Lab Name: Hampton-Clarke
Lab Code:
Contract:
Nras No:
Sdg No:
Case No:
ICV/CCV SOURCE: SCP Science

Analyte	ICV/CCV Amt	ICV V-258764-8	Rec	CCV V-258768-14	Rec	CCV V-258768-27	Rec	CCV V-258768-40	Rec	CCV V-258768-45	Rec		Rec		Rec		Rec
Beryllium	50/50	51.06000	102	50.42000	101	51.16000	102	51.22000	102	50.03000	100						

Notes:
a-indicates analyte failed the ICV limits for 6010B/6010C, 6020/6020A
b-indicates analyte failed the ICV limits for 200.7 or 200.8
c-indicates analyte failed the CCV limits for 200.7/200.8/245.1/6010B/6010C (Except Hg 7470/7470A,7471A/7471B),6020/6020A
d-indicates analyte failed the CCV limits Hg 7470A/7471A/7471B

Qc Limits:
ICV - 200.7 : 95-105
CCV- 200.7/200.8/6010B/6010C/245.1 : 90-110 (Except Hg 7470/7470A/ 7471A/7471B=80-120)
ICV -6010B/6010C/6020/6020A/200.8 : 90-110
CLP ICP ICV/CCV: 90-110
CLP Hg ICV/CCV: 80-120

FORM 2
(LLICV/LLCCV Summary)

Date Analyzed: 06/30/17
Data File: S063017B
Prep Batch: 60925
Analytical Method: 6010B/6010C/7470A,7471A/7471B(Hg),6020/6020A
Instrument: MS2_7500SWA
Units: All units in ppm except Hg and icp-ms in ppb
Project Number: 7062727

Lab Name: Hampton-Clarke
Lab Code:
Contract:
Nras No:
Sdg No:
Case No:
ICV/CCV SOURCE: SPEX

Analyte	LLICV/ LLCCV Amt	LLICV V-258769-9	Rec	LLCCV V-258769-15	Rec	LLCCV V-258769-28	Rec	LLCCV V-258769-41	Rec	LLCCV V-258769-46	Rec		Rec		Rec		Rec
Beryllium	1/1	8.540E-01	85	8.454E-01	85	8.394E-01	84	8.078E-01	81	8.216E-01	82						

Notes: a-indicates analyte failed the LLICV limits for 6010B, 6010C, 6020, 6020A
c-indicates analyte failed the LLCCV limits for 6010B, 6010C, 6020, 6020A

Qc Limits: LLCCV- 6010B/6010C/6020/6020A (70-130)
LLICV -6010B/6010C/6020/6020A :70-130

FORM 2
(ICV/CCV Summary)

Date Analyzed: 07/05/17
Data File: H21161S
Prep Batch: 60924
Analytical Method: 6010B/6010C/7470A,7471A/7471B(Hg),6020/6020A
Instrument: HGCV1A
Units: All units in ppm except Hg and icp-ms in ppb
Project Number: 7062727

Lab Name: Hampton-Clarke
Lab Code:
Contract:
Nras No:
Sdg No:
Case No:
ICV/CCV SOURCE: SCP Science

		ICV (2)-9		CCV-21		CCV-30											
Analyte	ICV/CCV Amt		Rec		Rec		Rec		Rec		Rec		Rec		Rec		Rec
Mercury	20/10	20.32695	102	10.30509	103	10.17809	102										

Notes: a-indicates analyte failed the ICV limits for 6010B/6010C, 6020/6020A
b-indicates analyte failed the ICV limits for 200.7 or 200.8
c-indicates analyte failed the CCV limits for 200.7/200.8/245.1/6010B/6010C (Except Hg 7470/7470A,7471A/7471B),6020/6020A
d-indicates analyte failed the CCV limits Hg 7470A/7471A/7471B

Qc Limits: ICV - 200.7 : 95-105
CCV- 200.7/200.8/6010B/6010C/245.1 : 90-110 (Except Hg 7470/7470A/ 7471A/7471B=80-120)
ICV -6010B/6010C/6020/6020A/200.8 : 90-110

CLP ICP ICV/CCV: 90-110
CLP Hg ICV/CCV: 80-120

FORM 3
(ICB/CCB/MB Summary)

Date Analyzed: 06/29/17
Data File: S21161A4
Prep Batch: 60924
Reporting Limits Used: 6010B/6010C/7470A,7471A/7471B(Hg),6020/6020A
Instrument: PEICP4A
Units: All units in ppm except Hg and icp-ms in ppb
Project Number: 7062727

Lab Name: Hampton-Clarke
Lab Code:
Contract:
Nras No:
Sdg No:
Case No:

Analyte	ICB V-258908-9	CCB-22	CCB-34	CCB-46	MB 60924 (100)-12			
Barium	.1 U	.1 U	.1 U	.1 U	10 U			
Chromium	.05 U	.05 U	.05 U	.05 U	5 U			
Cobalt	.025 U	.025 U	.025 U	.025 U	2.5 U			
Copper	.05 U	.05 U	.05 U	.05 U	5 U			
Lead	.05 U	.05 U	.05 U	.05 U	5 U			
Manganese	.1 U	.1 U	.1 U	.1 U	10 U			
Nickel	.05 U	.05 U	.05 U	.05 U	5 U			
Vanadium	.1 U	.1 U	.1 U	.1 U	10 U			
Zinc	.1 U	.1 U	.1 U	.1 U	10 U			

Notes: a-indicates absolute value of result found above the reporting limits in CCB/ICB or result found above reporting limit in the MB
u-indicates result below reporting limit

FORM 3
(ICB/CCB/MB Summary)

Date Analyzed: 06/29/17
Data File: S21161B4
Prep Batch: 60924
Reporting Limits Used: 6010B/6010C/7470A,7471A/7471B(Hg),6020/6020A
Instrument: PEICPRAD4A
Units: All units in ppm except Hg and icp-ms in ppb
Project Number: 7062727

Lab Name: Hampton-Clarke
Lab Code:
Contract:
Nras No:
Sdg No:
Case No:

Analyte	ICB V-258908-8	CCB-21	CCB-32	MB 60924 (100)-11				
Aluminum	2 U	2 U	2 U	200 U				
Calcium	10 U	10 U	10 U	1000 U				
Iron	2 U	2 U	2 U	200 U				
Magnesium	5 U	5 U	5 U	500 U				
Potassium	5 U	5 U	5 U	500 U				
Sodium	2.5 U	2.5 U	2.5 U	250 U				

Notes: a-indicates absolute value of result found above the reporting limits in CCB/ICB or result found above reporting limit in the MB
u-indicates result below reporting limit

FORM 3
(ICB/CCB/MB Summary)

Date Analyzed: 06/29/17
Data File: S062917B
Prep Batch: 60925
Reporting Limits Used: 6010B/6010C/7470A,7471A/7471B(Hg),6020/6020A
Instrument: MS2_7500SWA
Units: All units in ppm except Hg and icp-ms in ppb
Project Number: 7062727

Lab Name: Hampton-Clarke
Lab Code:
Contract:
Nras No:
Sdg No:
Case No:

Analyte	ICB V-258765-10	CCB V-258765-16	CCB V-258765-29	CCB V-258765-42	CCB V-258765-55	CCB V-258765-59	MB 60925-17
Antimony	4 U	4 U	4 U	4 U	4 U	4 U	800 U
Arsenic	1 U	1 U	1 U	1 U	1 U	1 U	200 U
Cadmium	2 U	2 U	2 U	2 U	2 U	2 U	400 U
Selenium	10 U	10 U	10 U	10 U	10 U	10 U	2000 U
Silver	1 U	1 U	1 U	1 U	1 U	1 U	200 U
Thallium	2 U	2 U	2 U	2 U	2 U	2 U	400 U

Notes: a-indicates absolute value of result found above the reporting limits in CCB/ICB or result found above reporting limit in the MB
u-indicates result below reporting limit

FORM 3
(ICB/CCB/MB Summary)

Date Analyzed: 06/30/17
Data File: S063017B
Prep Batch: 60925
Reporting Limits Used: 6010B/6010C/7470A,7471A/7471B(Hg),6020/6020A
Instrument: MS2_7500SWA
Units: All units in ppm except Hg and icp-ms in ppb
Project Number: 7062727

Lab Name: Hampton-Clarke
Lab Code:
Contract:
Nras No:
Sdg No:
Case No:

Analyte	ICB V-258765-10	CCB V-258765-16	CCB V-258765-29	CCB V-258765-42	CCB V-258765-47	MB 60925-17		
Beryllium	1 U	1 U	1 U	1 U	1 U	200 U		

Notes: a-indicates absolute value of result found above the reporting limits in CCB/ICB or result found above reporting limit in the MB
u-indicates result below reporting limit

FORM 3
(ICB/CCB/MB Summary)

Date Analyzed: 07/05/17
Data File: H21161S
Prep Batch: 60924
Reporting Limits Used: 6010B/6010C/7470A,7471A/7471B(Hg),6020/6020A
Instrument: HGCV1A
Units: All units in ppm except Hg and icp-ms in ppb
Project Number: 7062727

Lab Name: Hampton-Clarke
Lab Code:
Contract:
Nras No:
Sdg No:
Case No:

Analyte	ICB-10	CCB-22	CCB-31	MB 60924 (167)-11				
Mercury	.5 U	.5 U	.5 U	83 U				

Notes: a-indicates absolute value of result found above the reporting limits in CCB/ICB or result found above reporting limit in the MB
u-indicates result below reporting limit

FORM 4
(ICSA/ICSAB Summary)

Date Analyzed: 06/29/17
Data File: S21161A4
Prep Batch: 60924
Reporting Limits Used: 6010B/6010C/7470A,7471A/7471B(Hg),6020/6020A
Instrument: PEICP4A
Units: All units in ppm except Hg and icp-ms in ppb
Project Number: 7062727

Lab Name: Hampton-Clarke
Lab Code:
Contract:
Nras No:
Sdg No:
Case No:
ICSA/ICSAB: SOURCE: SCP Science

Analyte	Spk Amt	ICSA V-258014-10	Rec	ICSAB V-258391-11	Rec	ICSA V-258014-30	Rec	ICSAB V-258391-31	Rec	ICSA V-258014-42	Rec	ICSAB V-258391-43	Rec		Rec		Rec
Aluminum	500	493.244	99	510.42300	102	512.679	103	518.50500	104	516.112	103	520.55200	104				
Barium	.5	U		0.54073	108	U		0.55133	110	U		0.55364	111				
Calcium	500	485.279	97	500.86800	100	509.951	102	515.13200	103	509.31	102	517.35400	103				
Chromium	.5	U		0.53677	107	U		0.54707	109	U		0.54972	110				
Cobalt	.5	U		0.47544	95	U		0.48475	97	U		0.48965	98				
Copper	.5	U		0.53837	108	U		0.54485	109	U		0.54440	109				
Iron	200	187.554	94	194.34500	97	196.744	98	199.15300	100	198.837	99	200.24800	100				
Lead	1	U		0.97853	98	U		1.00179	100	U		1.00794	101				
Magnesium	500	511.122	102	529.81200	106	537.294	107	544.37200	109	543.743	109	547.83700	110				
Manganese	.5	U		0.49623	99	U		0.50692	101	U		0.50752	102				
Nickel	1	U		0.92810	93	U		0.94710	95	U		0.95599	96				
Vanadium	.5	U		0.51233	102	U		0.52358	105	U		0.52204	104				
Zinc	1	U		0.97806	98	U		1.01266	101	U		1.02001	102				

Notes: a-indicates absolute value of the concentration > 2 * Reporting Limits In the ICSA
b-indicates absolute value of the concentration above Reporting Limits but < 2 * Reporting Limits in the ICSA
c-indicates the recovery failed the Qc Criteria in the ICSAB
u-indicates the absolute value of the concentration was below the reporting limit

FORM 4
(ICSA/ICSAB Summary)

Date Analyzed: 06/29/17
Data File: S21161B4
Prep Batch: 60924
Reporting Limits Used: 6010B/6010C/7470A,7471A/7471B(Hg),6020/6020A
Instrument: PEICPRAD4A
Units: All units in ppm except Hg and icp-ms in ppb
Project Number: 7062727

Lab Name: Hampton-Clarke
Lab Code:
Contract:
Nras No:
Sdg No:
Case No:
ICSA/ICSAB: SOURCE: SCP Science

Analyte	Spk Amt	ICSA V-258014-9	Rec	ICSAB V-258391-10	Rec	ICSA V-258014-28	Rec	ICSAB V-258391-29	Rec	Rec	Rec	Rec	Rec
Aluminum	500	502.585	101	508.68300	102	515.352	103	512.39700	102				
Calcium	500	494.071	99	501.90900	100	505.252	101	502.30400	100				
Iron	200	191.086	96	194.16300	97	195.708	98	195.06600	98				
Magnesium	500	491.555	98	499.09800	100	503.547	101	500.36300	100				
Potassium	0	U		0.02676		U		0.00852					
Sodium	0	U		-0.00142		U		-0.00906					

Notes: a-indicates absolute value of the concentration > 2 * Reporting Limits In the ICSA
b-indicates absolute value of the concentration above Reporting Limits but < 2 * Reporting Limits in the ICSA
c-indicates the recovery failed the Qc Criteria in the ICSAB
u-indicates the absolute value of the concentration was below the reporting limit

FORM 4
(ICSA/ICSAB Summary)

Date Analyzed: 06/29/17
Data File: S062917B
Prep Batch: 60925
Reporting Limits Used: 6010B/6010C/7470A,7471A/7471B(Hg),6020/6020A
Instrument: MS2_7500SWA
Units: All units in ppm except Hg and icp-ms in ppb
Project Number: 7062727

Lab Name: Hampton-Clarke
Lab Code:
Contract:
Nras No:
Sdg No:
Case No:
ICSA/ICSAB: SOURCE: SCP Science

Analyte	Spk Amt	ICSA V-258766-11	Rec	ICSAB V-258767-12	Rec	Rec	Rec	Rec	Rec	Rec	Rec
Aluminum	50000	42960	86	47750.00000	96						
Antimony	0	U		0.33920							
Arsenic	100	U		99.65000	100						
Cadmium	100	U		93.69000	94						
Calcium	150000	131100	87	47200.00000	98						
Iron	125000	103100	82	44400.00000	92						
Magnesium	50000	41320	83	46080.00000	92						
Selenium	100	U		93.86000	94						
Silver	50	U		45.18000	90						
Thallium	0	U		0.00945							

Notes: a-indicates absolute value of the concentration > 2 * Reporting Limits In the ICSA
b-indicates absolute value of the concentration above Reporting Limits but < 2 * Reporting Limits in the ICSA
c-indicates the recovery failed the Qc Criteria in the ICSAB
u-indicates the absolute value of the concentration was below the reporting limit

FORM 4
(ICSA/ICSAB Summary)

Date Analyzed: 06/30/17
Data File: S063017B
Prep Batch: 60925
Reporting Limits Used: 6010B/6010C/7470A,7471A/7471B(Hg),6020/6020A
Instrument: MS2_7500SWA
Units: All units in ppm except Hg and icp-ms in ppb
Project Number: 7062727

Lab Name: Hampton-Clarke
Lab Code:
Contract:
Nras No:
Sdg No:
Case No:
ICSA/ICSAB: SOURCE: SCP Science

Analyte	Spk Amt	ICSA V-258766-11	Rec	ICSAB V-258767-12	Rec	Rec	Rec	Rec	Rec	Rec	Rec
Aluminum	50000	42850	86	46360.00000	93						
Beryllium	0	U		-0.14050							
Calcium	150000	132300	88	44400.00000	96						
Iron	125000	102500	82	11100.00000	89						
Magnesium	50000	41320	83	45160.00000	90						

Notes: a-indicates absolute value of the concentration > 2 * Reporting Limits In the ICSA
b-indicates absolute value of the concentration above Reporting Limits but < 2 * Reporting Limits in the ICSA
c-indicates the recovery failed the Qc Criteria in the ICSAB
u-indicates the absolute value of the concentration was below the reporting limit

FORM5/FORM7

SPIKE RECOVERY DATA

PREP BATCH: 60924

Instrument Type: ICP/HG

Analytical Method(s):6010/200.7/7470A/7471A/245.1

ICP units in ppm, ICPMS and Hg in ppb

TxtQcType: LCSMR Matrix: SOIL SampleID: LCS MR 60924

Analyte	BatchId	DF	Data Fil	Seq#:	Spk Conc:	Spk Adde	Recov	Qual	Lo Lim	Hi Lim
Aluminum	60924	1	S21161B4	13	59.8840	80.80	74		49	151
Barium	60924	1	S21161A4	14	0.9989	1.10	91		82	118
Calcium	60924	1	S21161B4	13	61.0087	64.50	95		82	118
Chromium	60924	1	S21161A4	14	0.5949	0.650	92		79	121
Cobalt	60924	1	S21161A4	14	0.5697	0.588	97		84	116
Copper	60924	1	S21161A4	14	0.5645	0.564	100		80	120
Iron	60924	1	S21161B4	13	128.0550	147.00	87		46	154
Lead	60924	1	S21161A4	14	0.8055	0.856	94		82	118
Magnesium	60924	1	S21161B4	13	22.8312	27.10	84		76	124
Manganese	60924	1	S21161A4	14	2.4234	2.73	89		81	119
Mercury	60924	5	H21161S	15	12.9818	73.8	88		64	136
Nickel	60924	1	S21161A4	14	0.5895	0.613	96		83	117
Potassium	60924	1	S21161B4	13	21.0739	24.20	87		69	131
Sodium	60924	1	S21161B4	13	8.7277	9.14	95		72	128
Vanadium	60924	1	S21161A4	14	0.5012	0.563	89		77	123
Zinc	60924	1	S21161A4	14	1.7883	1.98	90		82	117

TxtQcType: LCS Matrix: SOIL SampleID: LCS 60924

Analyte	BatchId	DF	Data Fil	Seq#:	Spk Conc:	Spk Adde	Recov	Qual	Lo Lim	Hi Lim
Aluminum	60924	1	S21161B4	12	58.8502	80.80	73		49	151
Barium	60924	1	S21161A4	13	0.9835	1.10	89		82	118
Calcium	60924	1	S21161B4	12	58.7296	64.50	91		82	118
Chromium	60924	1	S21161A4	13	0.5948	0.650	92		79	121
Cobalt	60924	1	S21161A4	13	0.5638	0.588	96		84	116
Copper	60924	1	S21161A4	13	0.5501	0.564	98		80	120
Iron	60924	1	S21161B4	12	125.7720	147.00	86		46	154
Lead	60924	1	S21161A4	13	0.8135	0.856	95		82	118
Magnesium	60924	1	S21161B4	12	22.5095	27.10	83		76	124
Manganese	60924	1	S21161A4	13	2.4643	2.73	90		81	119
Mercury	60924	5	H21161S	14	12.9222	73.8	88		64	136
Nickel	60924	1	S21161A4	13	0.5813	0.613	95		83	117
Potassium	60924	1	S21161B4	12	20.7709	24.20	86		69	131
Sodium	60924	1	S21161B4	12	8.6677	9.14	95		72	128
Vanadium	60924	1	S21161A4	13	0.4962	0.563	88		77	123
Zinc	60924	1	S21161A4	13	1.7807	1.98	90		82	117

TxtQcType: MSD Matrix: SOIL SampleID: AC98694-009

Analyte	BatchId	DF	Data Fil	Seq#:	NS Data Fil	Seq#	Spk Conc:	NS Conc:	Spk Adde	Recov	Qual	Lo Lim	Hi Lim
Aluminum	60924	1	S21161B4	17	S21161B4	14	82.9896	84.4517	5.0	-29	b	75	125
Barium	60924	1	S21161A4	18	S21161A4	15	2.0652	3.1661	0.5	-220	b	75	125
Calcium	60924	1	S21161B4	17	S21161B4	14	186.5900	207.7250	50	-42	b	75	125
Chromium	60924	1	S21161A4	18	S21161A4	15	1.1263	0.6853	0.5	88		75	125
Cobalt	60924	1	S21161A4	18	S21161A4	15	0.5291	0.0720	0.5	91		75	125
Copper	60924	1	S21161A4	18	S21161A4	15	0.9961	0.6102	0.5	77		75	125
Iron	60924	1	S21161B4	17	S21161B4	14	156.0220	196.9420	5.0	-820	b	75	125
Lead	60924	1	S21161A4	18	S21161A4	15	3.9869	5.4414	0.5	-290	b	75	125
Magnesium	60924	1	S21161B4	17	S21161B4	14	92.5457	54.1983	50	77		75	125
Manganese	60924	1	S21161A4	18	S21161A4	15	2.7910	2.8911	0.5	-20	b	75	125
Mercury	60924	1	H21161S	19	H21161S	16	13.8544	4.1986	10	97		75	125
Nickel	60924	1	S21161A4	18	S21161A4	15	0.6480	0.2211	0.5	85		75	125
Potassium	60924	1	S21161B4	17	S21161B4	14	55.6203	10.4186	50	90		75	125
Sodium	60924	1	S21161B4	17	S21161B4	14	51.3592	2.5U	50	103		75	125
Vanadium	60924	1	S21161A4	18	S21161A4	15	0.7052	0.3663	0.5	68	a	75	125
Zinc	60924	1	S21161A4	18	S21161A4	15	3.3415	3.5769	0.5	-47	b	75	125

a-Indicates Recovery Failed the criteria b-Indicates Recovery Failed the criteria but non spike concentration >4*spike amount

FORM5/FORM7

SPIKE RECOVERY DATA

PREP BATCH: 60924

Instrument Type: ICP/HG

Analytical Method(s):6010/200.7/7470A/7471A/245.1

ICP units in ppm, ICPMS and Hg in ppb

TxtQcType: MS Matrix: SOIL SampleID: AC98694-009

Analyte	BatchId	DF	Data Fil	Seq#:	NS Data Fil	Seq#	Spk Conc:	NS Conc:	Spk Adde	Recov	Qual	Lo Lim	Hi Lim
Aluminum	60924	1	S21161B4	16	S21161B4	14	102.5060	84.4517	5.0	361	b	75	125
Barium	60924	1	S21161A4	17	S21161A4	15	2.0966	3.1661	0.5	-210	b	75	125
Calcium	60924	1	S21161B4	16	S21161B4	14	269.5450	207.7250	50	124		75	125
Chromium	60924	1	S21161A4	17	S21161A4	15	0.9702	0.6853	0.5	57	a	75	125
Cobalt	60924	1	S21161A4	17	S21161A4	15	0.5325	0.0720	0.5	92		75	125
Copper	60924	1	S21161A4	17	S21161A4	15	1.1430	0.6102	0.5	107		75	125
Iron	60924	1	S21161B4	16	S21161B4	14	159.4820	196.9420	5.0	-750	b	75	125
Lead	60924	1	S21161A4	17	S21161A4	15	4.4432	5.4414	0.5	-200	b	75	125
Magnesium	60924	1	S21161B4	16	S21161B4	14	92.6031	54.1983	50	77		75	125
Manganese	60924	1	S21161A4	17	S21161A4	15	3.2353	2.8911	0.5	69	b	75	125
Mercury	60924	1	H21161S	18	H21161S	16	14.9954	4.1986	10	108		75	125
Nickel	60924	1	S21161A4	17	S21161A4	15	0.6334	0.2211	0.5	82		75	125
Potassium	60924	1	S21161B4	16	S21161B4	14	56.6854	10.4186	50	93		75	125
Sodium	60924	1	S21161B4	16	S21161B4	14	51.6638	2.5U	50	103		75	125
Vanadium	60924	1	S21161A4	17	S21161A4	15	0.6933	0.3663	0.5	65	a	75	125
Zinc	60924	1	S21161A4	17	S21161A4	15	4.1727	3.5769	0.5	119		75	125

a-Indicates Recovery Failed the criteria b-Indicates Recovery Failed the criteria but non spike concentration >4*spike amount

FORM5/FORM7

SPIKE RECOVERY DATA

PREP BATCH: 60924

Instrument Type: ICP/HG

Analytical Method(s):6010/200.7/7470A/7471A/245.1

ICP units in ppm, ICPMS and Hg in ppb

TxtQcType: PS Matrix: SOIL SampleID: AC98694-009

Analyte	DF	Data Fil	Seq#:	NS Data Fil	Seq#	Spk Conc:	NS Conc:	Spk Adde	Recov	Qual	Lo Lim	Hi Lim
Aluminum	1	S21161B4	18	S21161B4	14	87.4605	84.4517	5.0	60	b	80	120
Barium	1	S21161A4	19	S21161A4	15	3.4312	3.1661	0.50	53	b	80	120
Calcium	1	S21161B4	18	S21161B4	14	247.8900	207.7250	50	80		80	120
Chromium	1	S21161A4	19	S21161A4	15	1.1199	0.6853	0.50	87		80	120
Cobalt	1	S21161A4	19	S21161A4	15	0.5411	0.0720	0.50	94		80	120
Copper	1	S21161A4	19	S21161A4	15	1.0720	0.6102	0.50	92		80	120
Iron	1	S21161B4	18	S21161B4	14	197.7930	196.9420	5.0	17	b	80	120
Lead	1	S21161A4	19	S21161A4	15	5.5357	5.4414	0.50	19	b	80	120
Magnesium	1	S21161B4	18	S21161B4	14	99.2929	54.1983	50	90		80	120
Manganese	1	S21161A4	19	S21161A4	15	3.1410	2.8911	0.50	50	b	80	120
Nickel	1	S21161A4	19	S21161A4	15	0.6806	0.2211	0.50	92		80	120
Potassium	1	S21161B4	18	S21161B4	14	58.5875	10.4186	50	96		80	120
Sodium	1	S21161B4	18	S21161B4	14	50.1631	2.5U	50	100		80	120
Vanadium	1	S21161A4	19	S21161A4	15	0.8246	0.3663	0.50	92		80	120
Zinc	1	S21161A4	19	S21161A4	15	3.8397	3.5769	0.50	53	b	80	120

a-Indicates Recovery Failed the criteria b-Indicates Recovery Failed the criteria but non spike concentration >4*spike amount

FORM5/FORM7

SPIKE RECOVERY DATA

PREP BATCH: 60925

Instrument Type: ICPMS

Analytical Method(s):6020/200.8

ICP units in ppm, ICPMS and Hg in ppb

TxtQcType: LCSMR Matrix: SOIL SampleID: LCS MR 60925

Analyte	BatchId	DF	Data Fil	Seq#:	Spk Conc:	Spk Adde	Recov	Qual	Lo Lim	Hi Lim
Antimony	60925	1	S062917B	19	30.2300	88.2	34		0.02	197.3
Arsenic	60925	1	S062917B	19	51.8400	57	91		75.1	124.9
Beryllium	60925	1	S063017B	19	61.2100	67.5	91		82.8	117.2
Cadmium	60925	1	S062917B	19	73.1800	77.8	94		82.8	117.2
Selenium	60925	1	S062917B	19	74.2300	78.9	94		77.6	122.4
Silver	60925	1	S062917B	19	52.0700	54.2	96		74.7	125.3
Thallium	60925	1	S062917B	19	166.9000	178	94		79.2	120.2

TxtQcType: LCS Matrix: SOIL SampleID: LCS 50925

Analyte	BatchId	DF	Data Fil	Seq#:	Spk Conc:	Spk Adde	Recov	Qual	Lo Lim	Hi Lim
Antimony	60925	1	S062917B	18	30.7100	88.2	35		0.02	197.3
Arsenic	60925	1	S062917B	18	53.6400	57	94		75.1	124.9
Beryllium	60925	1	S063017B	18	59.9600	67.5	89		82.8	117.2
Cadmium	60925	1	S062917B	18	76.0400	77.8	98		82.8	117.2
Selenium	60925	1	S062917B	18	76.0700	78.9	96		77.6	122.4
Silver	60925	1	S062917B	18	53.3800	54.2	98		74.7	125.3
Thallium	60925	1	S062917B	18	171.5000	178	96		79.2	120.2

TxtQcType: MSD Matrix: SOIL SampleID: AC98694-009

Analyte	BatchId	DF	Data Fil	Seq#:	NS Data Fil	Seq#	Spk Conc:	NS Conc:	Spk Adde	Recov	Qual	Lo Lim	Hi Lim
Antimony	60925	1	S062917B	24	S062917B	20	29.6600	4U	250	12	a	75	125
Arsenic	60925	1	S062917B	24	S062917B	20	216.7000	23.4700	250	77		75	125
Beryllium	60925	1	S063017B	24	S063017B	20	175.1000	1.4610	250	69	a	75	125
Cadmium	60925	1	S062917B	24	S062917B	20	205.4000	8.2300	250	79		75	125
Selenium	60925	1	S062917B	24	S062917B	20	186.0000	10U	250	74	a	75	125
Silver	60925	1	S062917B	24	S062917B	20	34.0800	1U	50	68	a	75	125
Thallium	60925	1	S062917B	24	S062917B	20	187.9000	2U	250	75		75	125

TxtQcType: MS Matrix: SOIL SampleID: AC98694-009

Analyte	BatchId	DF	Data Fil	Seq#:	NS Data Fil	Seq#	Spk Conc:	NS Conc:	Spk Adde	Recov	Qual	Lo Lim	Hi Lim
Antimony	60925	1	S062917B	23	S062917B	20	124.6000	4U	250	50	a	75	125
Arsenic	60925	1	S062917B	23	S062917B	20	242.5000	23.4700	250	88		75	125
Beryllium	60925	1	S063017B	23	S063017B	20	197.4000	1.4610	250	78		75	125
Cadmium	60925	1	S062917B	23	S062917B	20	237.6000	8.2300	250	92		75	125
Selenium	60925	1	S062917B	23	S062917B	20	208.1000	10U	250	83		75	125
Silver	60925	1	S062917B	23	S062917B	20	40.6000	1U	50	81		75	125
Thallium	60925	1	S062917B	23	S062917B	20	220.6000	2U	250	88		75	125

a-Indicates Recovery Failed the criteria b-Indicates Recovery Failed the criteria but non spike concentration >4*spike amount

FORM5/FORM7

SPIKE RECOVERY DATA

PREP BATCH: 60925

Instrument Type: ICPMS

Analytical Method(s):6020/200.8

ICP units in ppm, ICPMS and Hg in ppb

TxtQcType: PS Matrix: SOIL SampleID: AC98694-009

Analyte	DF	Data Fil	Seq#:	NS Data Fil	Seq#	Spk Conc:	NS Conc:	Spk Adde	Recov	Qual	Lo Lim	Hi Lim
Antimony	1	S062917B	25	S062917B	20	46.7200	4U	50	93		80	120
Arsenic	1	S062917B	25	S062917B	20	70.3800	23.4700	50	94		80	120
Beryllium	1	S063017B	25	S063017B	20	39.3500	1.4610	50	76	a	80	120
Cadmium	1	S062917B	25	S062917B	20	53.6900	8.2300	50	91		80	120
Selenium	1	S062917B	25	S062917B	20	225.8000	10U	250	90		80	120
Silver	1	S062917B	25	S062917B	20	47.1400	1U	50	94		80	120
Thallium	1	S062917B	25	S062917B	20	48.1300	2U	50	96		80	120

a-Indicates Recovery Failed the criteria b-Indicates Recovery Failed the criteria but non spike concentration >4*spike amount

FORM6/FORM9

RPD/%Difference Data

PREP BATCH: 60924

Instrument Type: ICP/HG

Analytical Method(s):6010/200.7/7470A/7471A/245.1

ICP units in ppm, ICPMS and Hg in ppb

TxtQcType: LCSMR Matrix: SOIL SampleID: LCS MR 60924

Analyte	BatchId	Data Fil	Seq#:	NS File	Seq#	Result 1	Result 2	RPD		Limit
Aluminum	60924	S21161B4	13	S21161B4	12	59.8840	58.8502	1.7		20
Barium	60924	S21161A4	14	S21161A4	13	0.9989	0.9835	1.6		20
Calcium	60924	S21161B4	13	S21161B4	12	61.0087	58.7296	3.8		20
Chromium	60924	S21161A4	14	S21161A4	13	0.5949	0.5948	.011		20
Cobalt	60924	S21161A4	14	S21161A4	13	0.5697	0.5638	1.1		20
Copper	60924	S21161A4	14	S21161A4	13	0.5645	0.5501	2.6		20
Iron	60924	S21161B4	13	S21161B4	12	128.0550	125.7720	1.8		20
Lead	60924	S21161A4	14	S21161A4	13	0.8055	0.8135	.99		20
Magnesium	60924	S21161B4	13	S21161B4	12	22.8312	22.5095	1.4		20
Manganese	60924	S21161A4	14	S21161A4	13	2.4234	2.4643	1.7		20
Mercury	60924	H21161S	15	H21161S	14	12.9818	12.9222	.46		20
Nickel	60924	S21161A4	14	S21161A4	13	0.5895	0.5813	1.4		20
Potassium	60924	S21161B4	13	S21161B4	12	21.0739	20.7709	1.4		20
Sodium	60924	S21161B4	13	S21161B4	12	8.7277	8.6677	.69		20
Vanadium	60924	S21161A4	14	S21161A4	13	0.5012	0.4962	1		20
Zinc	60924	S21161A4	14	S21161A4	13	1.7883	1.7807	.43		20

TxtQcType: MR Matrix: SOIL SampleID: AC98694-009

Analyte	BatchId	Data Fil	Seq#:	NS File	Seq#	Result 1	Result 2	RPD		Limit
Aluminum	60924	S21161B4	15	S21161B4	14	97.7680	84.4517	15		20
Barium	60924	S21161A4	16	S21161A4	15	1.8300	3.1661	53	a	20
Calcium	60924	S21161B4	15	S21161B4	14	284.4150	207.7250	31	a	20
Chromium	60924	S21161A4	16	S21161A4	15	0.4888	0.6853	33	a	20
Cobalt	60924	S21161A4	16	S21161A4	15	0.0742	0.0720	3		20
Copper	60924	S21161A4	16	S21161A4	15	0.6531	0.6102	6.8		20
Iron	60924	S21161B4	15	S21161B4	14	170.0200	196.9420	15		20
Lead	60924	S21161A4	16	S21161A4	15	5.2819	5.4414	3		20
Magnesium	60924	S21161B4	15	S21161B4	14	55.1981	54.1983	1.8		20
Manganese	60924	S21161A4	16	S21161A4	15	3.3245	2.8911	14		20
Mercury	60924	H21161S	17	H21161S	16	3.7117	4.1986	12		20
Nickel	60924	S21161A4	16	S21161A4	15	0.1888	0.2211	16		20
Potassium	60924	S21161B4	15	S21161B4	14	9.8090	10.4186	6		20
Sodium	60924	S21161B4	15	S21161B4	14	2.5U	2.5U	---		20
Vanadium	60924	S21161A4	16	S21161A4	15	0.2742	0.3663	29	b	20
Zinc	60924	S21161A4	16	S21161A4	15	4.8455	3.5769	30	a	20

a-Indicates Rpd Failed the criteria

b-Method Rep Out but concentrations < 5*RL

c-Serial dilution Out but conc < 10 * IDL

FORM6/FORM9

RPD/%Difference Data

PREP BATCH: 60924

Instrument Type: ICP/HG

Analytical Method(s):6010/200.7/7470A/7471A/245.1

ICP units in ppm, ICPMS and Hg in ppb

TxtQcType: MSD Matrix: SOIL SampleID: AC98694-009

Analyte	BatchId	Data Fil	Seq#:	MS File	Seq#	Result 1	Result 2	RPD		Limit
Aluminum	60924	S21161B4	17	S21161B4	16	82.9896	102.5060	21	a	20
Barium	60924	S21161A4	18	S21161A4	17	2.0652	2.0966	1.5		20
Calcium	60924	S21161B4	17	S21161B4	16	186.5900	269.5450	36	a	20
Chromium	60924	S21161A4	18	S21161A4	17	1.1263	0.9702	15		20
Cobalt	60924	S21161A4	18	S21161A4	17	0.5291	0.5325	.65		20
Copper	60924	S21161A4	18	S21161A4	17	0.9961	1.1430	14		20
Iron	60924	S21161B4	17	S21161B4	16	156.0220	159.4820	2.2		20
Lead	60924	S21161A4	18	S21161A4	17	3.9869	4.4432	11		20
Magnesium	60924	S21161B4	17	S21161B4	16	92.5457	92.6031	.062		20
Manganese	60924	S21161A4	18	S21161A4	17	2.7910	3.2353	15		20
Mercury	60924	H21161S	19	H21161S	18	13.8544	14.9954	7.9		20
Nickel	60924	S21161A4	18	S21161A4	17	0.6480	0.6334	2.3		20
Potassium	60924	S21161B4	17	S21161B4	16	55.6203	56.6854	1.9		20
Sodium	60924	S21161B4	17	S21161B4	16	51.3592	51.6638	.59		20
Vanadium	60924	S21161A4	18	S21161A4	17	0.7052	0.6933	1.7		20
Zinc	60924	S21161A4	18	S21161A4	17	3.3415	4.1727	22	a	20

TxtQcType: SD Matrix: SOIL SampleID: AC98694-009

Analyte	BatchId	Data Fil	Seq#:	NS File	Seq#	DF	Result 1	Result 2	%Diff		Limit
Aluminum	60924	S21161B4	22	S21161B4	14	5	17.4050	84.4517	3		10
Barium	60924	S21161A4	23	S21161A4	15	5	0.6270	3.1661	0.98		10
Calcium	60924	S21161B4	22	S21161B4	14	5	41.9136	207.7250	0.89		10
Chromium	60924	S21161A4	23	S21161A4	15	5	0.1467	0.6853	7		10
Cobalt	60924	S21161A4	23	S21161A4	15	5	0.0147	0.0720	2.1		10
Copper	60924	S21161A4	23	S21161A4	15	5	0.1166	0.6102	4.4		10
Iron	60924	S21161B4	22	S21161B4	14	5	40.3541	196.9420	2.5		10
Lead	60924	S21161A4	23	S21161A4	15	5	1.0794	5.4414	0.82		10
Magnesium	60924	S21161B4	22	S21161B4	14	5	11.2485	54.1983	3.8		10
Manganese	60924	S21161A4	23	S21161A4	15	5	0.5965	2.8911	3.2		10
Nickel	60924	S21161A4	23	S21161A4	15	5	0.0417	0.2211	5.8		10
Potassium	60924	S21161B4	22	S21161B4	14	5	2.0543	10.4186	1.4		10
Sodium	60924	S21161B4	22	S21161B4	14	5	0.1776	1.6494	46	c	10
Vanadium	60924	S21161A4	23	S21161A4	15	5	0.0729	0.3663	0.52		10
Zinc	60924	S21161A4	23	S21161A4	15	5	0.7453	3.5769	4.2		10

a-Indicates Rpd Failed the criteria

b-Method Rep Out but concentrations < 5*RL

c-Serial dilution Out but conc < 10 * IDL

FORM6/FORM9

RPD/%Difference Data

PREP BATCH: 60925

Instrument Type: ICPMS

Analytical Method(s):6020/200.8

ICP units in ppm, ICPMS and Hg in ppb

TxtQcType: LCSMR Matrix: SOIL SampleID: LCS MR 60925

Analyte	BatchId	Data Fil	Seq#:	NS File	Seq#	Result 1	Result 2	RPD		Limit
Antimony	60925	S062917B	19	S062917B	18	30.2300	30.7100	1.6		20
Arsenic	60925	S062917B	19	S062917B	18	51.8400	53.6400	3.4		20
Beryllium	60925	S063017B	19	S063017B	18	61.2100	59.9600	2.1		20
Cadmium	60925	S062917B	19	S062917B	18	73.1800	76.0400	3.8		20
Selenium	60925	S062917B	19	S062917B	18	74.2300	76.0700	2.4		20
Silver	60925	S062917B	19	S062917B	18	52.0700	53.3800	2.5		20
Thallium	60925	S062917B	19	S062917B	18	166.9000	171.5000	2.7		20

TxtQcType: MR Matrix: SOIL SampleID: AC98694-009

Analyte	BatchId	Data Fil	Seq#:	NS File	Seq#	Result 1	Result 2	RPD		Limit
Antimony	60925	S062917B	21	S062917B	20	4U	4U	---		20
Arsenic	60925	S062917B	21	S062917B	20	27.5900	23.4700	16		20
Beryllium	60925	S063017B	21	S063017B	20	1.5280	1.4610	4.5		20
Cadmium	60925	S062917B	21	S062917B	20	10.7700	8.2300	27	a	20
Selenium	60925	S062917B	21	S062917B	20	10U	10U	---		20
Silver	60925	S062917B	21	S062917B	20	3.9180	1U	---		20
Thallium	60925	S062917B	21	S062917B	20	2U	2U	---		20

TxtQcType: MSD Matrix: SOIL SampleID: AC98694-009

Analyte	BatchId	Data Fil	Seq#:	MS File	Seq#	Result 1	Result 2	RPD		Limit
Antimony	60925	S062917B	24	S062917B	23	29.6600	124.6000	123	a	20
Arsenic	60925	S062917B	24	S062917B	23	216.7000	242.5000	11		20
Beryllium	60925	S063017B	24	S063017B	23	175.1000	197.4000	12		20
Cadmium	60925	S062917B	24	S062917B	23	205.4000	237.6000	15		20
Selenium	60925	S062917B	24	S062917B	23	186.0000	208.1000	11		20
Silver	60925	S062917B	24	S062917B	23	34.0800	40.6000	17		20
Thallium	60925	S062917B	24	S062917B	23	187.9000	220.6000	16		20

TxtQcType: SD Matrix: SOIL SampleID: AC98694-009

Analyte	BatchId	Data Fil	Seq#:	NS File	Seq#	DF	Result 1	Result 2	%Diff		Limit
Antimony	60925	S062917B	22	S062917B	20	5	0.0717	0.2650	35	c	10
Arsenic	60925	S062917B	22	S062917B	20	5	5.1320	23.4700	9.3		10
Beryllium	60925	S063017B	22	S063017B	20	5	0.2834	1.4610	3		10
Cadmium	60925	S062917B	22	S062917B	20	5	1.8080	8.2300	9.8		10
Selenium	60925	S062917B	22	S062917B	20	5	1.1490	5.3660	7.1		10
Silver	60925	S062917B	22	S062917B	20	5	0.1738	0.8264	5.2		10
Thallium	60925	S062917B	22	S062917B	20	5	0.1274	0.5815	9.5		10

a-Indicates Rpd Failed the criteria

b-Method Rep Out but concentrations < 5*RL

c-Serial dilution Out but conc < 10 * IDL

Hampton-Clarke

ICP SAMPLE PREPARATION LOG

ANALYTICAL METHOD: 3010A 3005A 3050B 200.7/200.8 OTHER

Batch No.: 21161 Analyst: 21161

QC Number: 60924 Prep Date: 6/29/17

Matrix: Soil Reviewed By: SB

LAB ID#	ICP		ICP-MS (Secondary dil)		TCLP		COMMENTS
	Initial	Final	Aliquot	Final	Eff	TCLP	
Method blank	50ml	50ml				--	Balance used: B-023
LCS	0.59	↓				--	Pipettes used: 131,
LCSD	↓	↓				--	144
~~B~~ 98694-009	1.09	100ml					Hot Block used: 5
MR 98694-009	0.59	50ml					
MS 98694-009	↓	↓					
MSD 98694-009							
2. 98693-001							
3. -002							
4. -003							
5 98703-001							
6. -002							
7 98701-001							
8. -002							
9. -003							
10. -004							
11. -005							
12 98597-003							
13. -007							
14. -008	↓	↓					
15.							
16.							
17.							
18.							
19.							
20.							

Hot Plate Temperature: 93.0 C (90-95° C) Start Time: 10:00 End Time: 14:10

	Volume mL	Lot #
LCS, LCSD	0.59	V- 10833
LLLCS, LLLCSD		V-
MS, MSD	0.5ml	V-10891, 10892
LLMS, LLMSD		V-

Acid	Vol mL	Lot#
HNO_3	2.5ml	V-10906
HCl	5ml	V-10907
H_2O_2	1.5ml	V-10543

Acid	Vol mL	Lot#
1:1 HNO_3	5ml	V-25026
1:1 HCl		V-

Relinquished By [signature] Date 6/29/17

Received By [signature] Date 6/29/17

T:\QC\FORMS\LOGBOOK FORMS\METALS\ICP sample prep log 2016 DOD.DOC

Hampton-Clarke

ICP SAMPLE PREPARATION LOG

ANALYTICAL METHOD: 3010A 3005A (3050B) 200.7/200.8 OTHER

Batch No.: 21162 Analyst: [illegible]

QC Number: 60925 Prep Date: 6/23/17

Matrix: 6020 Soil Reviewed By: [illegible]

LAB ID#	ICP		ICP-MS (Secondary dil)		TCLP		COMMENTS
	Initial	Final	Aliquot	Final	Eff	TCLP	
Method blank	50ml	50ml	25ml	50ml		--	Balance used: B-033
LCS	0.19					--	Pipettes used: 131, 141
LCSD	↓					--	
1. 98694-009	0.59						Hot Block used: 6
MR98694-009							
MS98694-009							
MSD98694-009							
2. 98693-001							
3. -002							
4. -003							
5. 98703-0041							
6. 98703-002							
7. -003							
8. -004							
9. -005							
10. -006							
11. -007							
12. -008							
13. -009							
14. -010							
15. -011							
16. -012							
17. 98597-003							
18. -007							
19. -008							
20.							

Hot Plate Temperature: 92.8 C (90-95° C) Start Time: 9:50 End Time: 13:25

	Volume mL	Lot #
LCS, LCSD	0.19	V- 10833
LLLCS, LLLCSD		V-
MS, MSD	0.5ml	V-10891, 10892
LLMS, LLMSD		V-

Acid	Vol mL	Lot#
HNO_3	2.5ml	V-10906
HCl		V-
H_2O_2	1.5ml	V-10543

Acid	Vol mL	Lot#
1:1 HNO_3	5ml	V257026
1:1 HCl		V-

Relinquished By [illegible] Date 6/29/17

Received By [illegible] Date 6/29/17

T:\QC\FORMS\LOGBOOK FORMS\METALS\ICP sample prep log 2016 DOD.DOC

Hampton-Clarke/Veritech

HG SAMPLE PREPARATION LOG

ANALYTICAL METHOD: 245.1 7470A 7471B OTHER_____

Batch No.:* 21161

QC Number: 60924

Matrix: soil

Analyst: [illegible]

Prep Date: 6/23/17

Review By: [illegible]

LAB ID#	MERCURY INITIAL	MERCURY FINAL	COMMENTS	STANDARDS
Method blank	25ml	25ml		CAL CURVE BLK 0ppb V-258952
LCS	0.159			
LCSD				STD 0.2 ppb V-258953
1 BC 98694-009				STD 0.5 ppb V-258954
MR 98694-009				STD 1.0 ppb V-258955
MS 98694-009				STD 2.0 ppb V-258956
MSD 98694-009				STD 5.0 ppb V-258957
2 98693-001				STD 10.0 ppb V-258958
3 -002				STD 25.0 ppb V-258959
4 -003				ICV 10.0 ppb V-258956
5 98703-001				CCV 20.0 ppb V-258951
6 -002				
7 98597-003				
8 98597-007				Balance used: B-033
9 98597-008				Pipettes used: 120, 121, 133, 135
10				
11				Hot Block used: 7
12				
13				
14				
15				
16				
17				
18				
19				
20				

Lot Numbers	Acid	Volume (mL)		Lot #
$KmnO_4$: V-256347	HNO_3			V-
$K_2S_2O_8$: V-	HCl			V-
NH_2OH: V-256369	H_2SO_4			V-
	Aqua Regia	1.25ml		V-258949

**Block Temp.: °C	95+
Time In Block	10:30
Time Out of Block	11:00

Spike Volume & Lot #

☐ LCS V- 108330 0.15g/0.25 ml

☐ MS 258893 0.250 ml

☐ Standards/Control Batch B-23316

Start time: 10:00 End Time: 11:00

**Temperature
245.1 / 7470A: 90-95C
7471B : 92-98C

Relinquished By: [illegible]

*25 mLs of each standard was digested with this batch using the same reagents and at the same time as the above samples. The preparation of each standard may be referenced in Veriprog using the standard batch number and the corresponding V #s.

Run Log

Data File: W:\METALS.FRM\ICPDATA\New\PEICP4A\S21161A4.txt

Analysis Date: 06/29/17

Instrument: PEICP4A

Sample Id	DF	Qc Type	Time	Run #	Test Group	Rept Limit Matrix	Qc Matrix	Anal Method	Prep Batch	Comments:	Stds:
CALBLK V-258908	1	CAL	16:27	1							V-258908(ICB/CCB)
CALST1 V-258390	1	CAL	16:30	2							V-258390(ICS1 Lowest std)
CALST2 V-258392	1	CAL	16:34	3							V-258392(ICS2- Low Std)
CALST3 V-258010	1	CAL	16:37	4							V-258010(ICS3 - Middle Std)
CALST4 V-258394	1	CAL	16:40	5							V-258394(ICS4 High std)
ICS3 V-258010	1	ICS	16:44	6							V-258010(ICS3 - Middle Std)
ICV V-258730	1	ICV	16:47	7							V-258730(CCV)
LLICV [soil] V-258493	1	LLICV	16:50	8		SOIL	SOIL	SW846	60924		V-258493(LLICV/LLCCV soil)
ICB V-258908	1	ICB	16:54	9							V-258908(ICB/CCB)
ICSA V-258014	1	ICSA	16:57	10							V-258014(ICSA)
ICSAB V-258391	1	ICSAB	17:02	11							V-258391(ICSAB)
MB 60924 (100)	1	MB	17:07	12		SOIL	SOIL	SW846	60924		0
LCS 60924	1	LCS	17:10	13		SOIL	SOIL	SW846	60924		0
LCS MR 60924	1	LCS	17:15	14		SOIL	SOIL	SW846	60924		0
AC98694-009	1	SMP	17:19	15	MET-TAL6010S	SOIL	SOIL	SW846	60924		0
AC98694-009	1	MR	17:24	16	MET-TAL6010S	SOIL	SOIL	SW846	60924		0
AC98694-009	1	MS	17:29	17	MET-TAL6010S	SOIL	SOIL	SW846	60924		0
AC98694-009	1	MSD	17:34	18	MET-TAL6010S	SOIL	SOIL	SW846	60924		0
AC98694-009	1	PS	17:39	19	MET-TAL6010S	SOIL	SOIL	SW846	60924		0
CCV V-258730	1	CCV	17:44	20							V-258730(CCV)
LLCCV [soil] V-258493	1	LLCCV	17:47	21		SOIL	SOIL	SW846	60924		V-258493(LLICV/LLCCV soil)
CCB	1	CCB	17:51	22							0
AC98694-009	5	SD	17:54	23	MET-TAL6010S	SOIL	SOIL	SW846	60924		0
AC98703-001	1	SMP	17:57	24	MET-TAL6010S	SOIL	SOIL	SW846	60924		0
AC98703-002	1	SMP	18:01	25	MET-TAL6010S	SOIL	SOIL	SW846	60924		0
AC98597-003	1	SMP	18:04	26	MET-TAL6010S	SOIL	SOIL	SW846	60924		0
AC98597-007	1	SMP	18:07	27	MET-TAL6010S	SOIL	SOIL	SW846	60924		0
AC98597-008	1	SMP	18:11	28	MET-TAL6010S	SOIL	SOIL	SW846	60924		0
AC98693-001	1	SMP	18:14	29	MET-PP6010S	SOIL	SOIL	SW846	60924		0
ICSA V-258014	1	ICSA	18:18	30							V-258014(ICSA)
ICSAB V-258391	1	ICSAB	18:22	31							V-258391(ICSAB)
CCV V-258730	1	CCV	18:27	32							V-258730(CCV)
LLCCV [soil] V-258493	1	LLCCV	18:31	33		SOIL	SOIL	SW846	60924		V-258493(LLICV/LLCCV soil)
CCB	1	CCB	18:34	34							0
AC98693-002	1	SMP	18:37	35	MET-PP6010S	SOIL	SOIL	SW846	60924		0
AC98693-003	1	SMP	18:41	36	MET-PP6010S	SOIL	SOIL	SW846	60924		0
AC98701-001	1	SMP	18:44	37	PB-SOIL	SOIL	SOIL	SW846	60924		0
AC98701-002	1	SMP	18:47	38	PB-SOIL	SOIL	SOIL	SW846	60924		0
AC98701-003	1	SMP	18:51	39	PB-SOIL	SOIL	SOIL	SW846	60924		0
AC98701-004	1	SMP	18:54	40	PB-SOIL	SOIL	SOIL	SW846	60924		0
AC98701-005	1	SMP	18:58	41	PB-SOIL	SOIL	SOIL	SW846	60924		0
ICSA V-258014	1	ICSA	19:01	42							V-258014(ICSA)
ICSAB V-258391	1	ICSAB	19:06	43							V-258391(ICSAB)
CCV V-258730	1	CCV	19:11	44							V-258730(CCV)
LLCCV [soil] V-258493	1	LLCCV	19:15	45		SOIL	SOIL	SW846	60924		V-258493(LLICV/LLCCV soil)
CCB	1	CCB	19:18	46							0

Comments/Reviewedby:

sean
192.168.1.89 6/30/2017 11:33:54 AM

OK

7/18/17

Note: ICP-MS dilution factor column does not reflect dilution which is performed prior to analysis. Secondary analytical dilution is documented on prep log. Dilution Factor:_____

Standard/Batch/SnCl2 Lot #:

Run Log

Data File: W:\METALS.FRM\ICPDATA\New\PEICPRAD4A\S21161B4.txt

Analysis Date: 06/29/17

Instrument: PEICPRAD4A

Sample Id	DF	Qc Type	Time	Run #	Test Group	Rept Limit Matrix	Qc Matrix	Anal Method	Prep Batch	Comments:	Stds:
CALBLK V-258908	1	CAL	19:23	1							V-258908(ICB/CCB)
CALST2 V-258392	1	CAL	19:27	2							V-258392(ICS2- Low Std)
CALST3 V-258010	1	CAL	19:30	3							V-258010(ICS3 - Middle Std)
CALST4 V-258394	1	CAL	19:33	4							V-258394(ICS4 High std)
ICS3 V-258010	1	ICS	19:36	5							V-258010(ICS3 - Middle Std)
ICV V-258730	1	ICV	19:39	6							V-258730(CCV)
LLICV [soil] V-258493	1	LLICV	19:43	7		SOIL	SOIL	SW846	60924		V-258493(LLICV/LLCCV soil)
ICB V-258908	1	ICB	19:46	8							V-258908(ICB/CCB)
ICSA V-258014	1	ICSA	19:49	9							V-258014(ICSA)
ICSAB V-258391	1	ICSAB	19:53	10							V-258391(ICSAB)
MB 60924 (100)	1	MB	19:56	11		SOIL	SOIL	SW846	60924		0
LCS 60924	1	LCS	20:00	12		SOIL	SOIL	SW846	60924		0
LCS MR 60924	1	LCS	20:02	13		SOIL	SOIL	SW846	60924		0
AC98694-009	1	SMP	20:05	14	MET-TAL6010S	SOIL	SOIL	SW846	60924		0
AC98694-009	1	MR	20:08	15	MET-TAL6010S	SOIL	SOIL	SW846	60924		0
AC98694-009	1	MS	20:11	16	MET-TAL6010S	SOIL	SOIL	SW846	60924		0
AC98694-009	1	MSD	20:13	17	MET-TAL6010S	SOIL	SOIL	SW846	60924		0
AC98694-009	1	PS	20:16	18	MET-TAL6010S	SOIL	SOIL	SW846	60924		0
CCV V-258730	1	CCV	20:19	19							V-258730(CCV)
LLCCV [soil] V-258493	1	LLCCV	20:22	20		SOIL	SOIL	SW846	60924		V-258493(LLICV/LLCCV soil)
CCB	1	CCB	20:25	21							0
AC98694-009	5	SD	20:28	22	MET-TAL6010S	SOIL	SOIL	SW846	60924		0
AC98703-001	1	SMP	20:31	23	MET-TAL6010S	SOIL	SOIL	SW846	60924		0
AC98703-002	1	SMP	20:34	24	MET-TAL6010S	SOIL	SOIL	SW846	60924		0
AC98597-003	1	SMP	20:37	25	MET-TAL6010S	SOIL	SOIL	SW846	60924		0
AC98597-007	1	SMP	20:39	26	MET-TAL6010S	SOIL	SOIL	SW846	60924		0
AC98597-008	1	SMP	20:42	27	MET-TAL6010S	SOIL	SOIL	SW846	60924		0
ICSA V-258014	1	ICSA	20:44	28							V-258014(ICSA)
ICSAB V-258391	1	ICSAB	20:48	29							V-258391(ICSAB)
CCV V-258730	1	CCV	20:52	30							V-258730(CCV)
LLCCV [soil] V-258493	1	LLCCV	20:55	31		SOIL	SOIL	SW846	60924		V-258493(LLICV/LLCCV soil)
CCB	1	CCB	20:58	32							0

Comments/Reviewedby:

sean
192.168.1.89 6/30/2017 1:15:32 PM

OK

7/3/17

Note: ICP-MS dilution factor column does not reflect dilution which is performed prior to analysis. Secondary analytical dilution is documented on prep log. Dilution Factor:_____

Standard/Batch/SnCl2 Lot #:

Run Log

Data File: W:\METALS.FRM\ICPDATA\New\MS2_7500SWA\S062917B.b\S062917B.TXT

Analysis Date: 06/29/17 **Instrument:** MS2_7500SWA

Sample Id	DF	Qc Type	Time	Run #	Test Group	Rept Limit Matrix	Qc Matrix	Anal Method	Prep Batch	Comments:	Stds:
Rinse	1	NA	22:14	1	MET-TAL6020S	SOIL	SOIL	SW846	60925		0
CalBlk V-258758	1	ISBLK	22:20	2		SOIL	SOIL				V-258758(Cal Blk WARNING)
CalStd1 V-258759	1	CAL	22:26	3							V-258759(Cal Std-1 WARNING)
CalStd2 V-258760	1	CAL	22:31	4							V-258760(Cal Std-2 WARNING)
CalStd3 V-258761	1	CAL	22:37	5							V-258761(Cal Std-3 WARNING)
CalStd4 V-258762	1	CAL	22:43	6							V-258762(Cal Std-4 WARNING)
CalStd5 V-258763	1	CAL	22:49	7							V-258763(Cal Std-5 WARNING)
ICV V-258764	1	ICV	22:55	8							V-258764(ICV WARNING)
LLICV V-258769	1	LLICV	23:01	9	MET-TAL6020S	SOIL	SOIL	SW846	60925		V-258769(LL-ICV/CCV SOIL WARNING)
ICB V-258765	1	ICB	23:06	10							V-258765(ICB/CCB WARNING)
ICSA V-258766	1	ICSA	23:12	11							V-258766(ICSA WARNING)
ICSAB V-258767	1	ICSAB	23:18	12							V-258767(ICSAB WARNING)
RINSE	1	NA	23:24	13	MET-TAL6020S	SOIL	SOIL	SW846	60925		0
CCV V-258768	1	CCV	23:29	14							V-258768(CCV WARNING)
LLCCV V-258769	1	LLCCV	23:35	15	MET-TAL6020S	SOIL	SOIL	SW846	60925		V-258769(LL-ICV/CCV SOIL WARNING)
CCB V-258765	1	CCB	23:41	16							V-258765(ICB/CCB WARNING)
MB 60925	1	MB	23:47	17	MET-TAL6020S	SOIL	SOIL	SW846	60925		0
LCS 50925	1	LCS	23:53	18	MET-TAL6020S	SOIL	SOIL	SW846	60925		0
LCS MR 60925	1	LCS	23:58	19	MET-TAL6020S	SOIL	SOIL	SW846	60925		0
AC98694-009	1	SMP	00:04	20	MET-TAL6020S	SOIL	SOIL	SW846	60925		0
AC98694-009	1	MR	00:10	21	MET-TAL6020S	SOIL	SOIL	SW846	60925		0
AC98694-009	5	SD	00:16	22	MET-TAL6020S	SOIL	SOIL	SW846	60925		0
AC98694-009	1	MS	00:21	23	MET-TAL6020S	SOIL	SOIL	SW846	60925		0
AC98694-009	1	MSD	00:27	24	MET-TAL6020S	SOIL	SOIL	SW846	60925		0
AC98694-009	1	PS	00:33	25	MET-TAL6020S	SOIL	SOIL	SW846	60925		0
RINSE	1	NA	00:39	26	MET-TAL6020S	SOIL	SOIL	SW846	60925		0
CCV V-258768	1	CCV	00:44	27							V-258768(CCV WARNING)
LLCCV V-258769	1	LLCCV	00:50	28	MET-TAL6020S	SOIL	SOIL	SW846	60925		V-258769(LL-ICV/CCV SOIL WARNING)
CCB V-258765	1	CCB	00:56	29							V-258765(ICB/CCB WARNING)
AC98693-001	1	SMP	01:02	30	MET-PP6020S	SOIL	SOIL	SW846	60925		0
AC98693-002	1	SMP	01:07	31	MET-PP6020S	SOIL	SOIL	SW846	60925		0
AC98693-003	1	SMP	01:13	32	MET-PP6020S	SOIL	SOIL	SW846	60925		0
AC98703-001	1	SMP	01:19	33	MET-TAL6020S	SOIL	SOIL	SW846	60925		0
AC98703-002	1	SMP	01:25	34	MET-TAL6020S	SOIL	SOIL	SW846	60925		0
AC98703-003	1	SMP	01:31	35	MET-1-6020	SOIL	SOIL	SW846	60925		0
AC98703-004	1	SMP	01:36	36	MET-1-6020	SOIL	SOIL	SW846	60925		0
AC98703-005	1	SMP	01:42	37	MET-1-6020	SOIL	SOIL	SW846	60925		0
AC98703-006	1	SMP	01:48	38	MET-1-6020	SOIL	SOIL	SW846	60925		0
RINSE	1	NA	01:54	39	MET-TAL6020S	SOIL	SOIL	SW846	60925		0
CCV V-258768	1	CCV	02:00	40							V-258768(CCV WARNING)
LLCCV V-258769	1	LLCCV	02:06	41	MET-TAL6020S	SOIL	SOIL	SW846	60925		V-258769(LL-ICV/CCV SOIL WARNING)
CCB V-258765	1	CCB	02:11	42							V-258765(ICB/CCB WARNING)
AC98703-007	1	SMP	02:17	43	MET-1-6020	SOIL	SOIL	SW846	60925		0
AC98703-008	1	SMP	02:23	44	MET-1-6020	SOIL	SOIL	SW846	60925		0
AC98703-009	1	SMP	02:29	45	MET-1-6020	SOIL	SOIL	SW846	60925		0
AC98703-010	1	SMP	02:35	46	MET-1-6020	SOIL	SOIL	SW846	60925		0
AC98703-011	1	SMP	02:40	47	MET-1-6020	SOIL	SOIL	SW846	60925		0
AC98703-012	1	SMP	02:46	48	MET-1-6020	SOIL	SOIL	SW846	60925		0
AC98597-003	1	SMP	02:52	49	MET-TAL6020S	SOIL	SOIL	SW846	60925		0
AC98597-007	1	SMP	02:58	50	MET-TAL6020S	SOIL	SOIL	SW846	60925		0
AC98597-008	1	SMP	03:04	51	MET-TAL6020S	SOIL	SOIL	SW846	60925		0
RINSE	1	NA	03:10	52	MET-TAL6020S	SOIL	SOIL	SW846	60925		0
CCV V-258768	1	CCV	03:15	53							V-258768(CCV WARNING)
LLCCV V-258769	1	LLCCV	03:21	54	MET-TAL6020S	SOIL	SOIL	SW846	60925		V-258769(LL-ICV/CCV SOIL WARNING)
CCB V-258765	1	CCB	03:27	55							V-258765(ICB/CCB WARNING)
RINSE	1	NA	03:33	56	MET-TAL6020S	SOIL	SOIL	SW846	60925		0
CCV V-258768	1	CCV	03:39	57							V-258768(CCV WARNING)

Comments/Reviewedby:

pcousineau
192.168.1.28 6/30/2017 11:57:42 AM

Run ok. Report Ag, As, Cd, Sb, Se, Tl. Rerun Be (ICV fail). PC.

7/3/17

Note: ICP-MS dilution factor column does not reflect dilution which is performed prior to analysis. Secondary analytical dilution is documented on prep log. Dilution Factor: 2x 6/23/17

Standard/Batch/SnCl2 Lot #:

Run Log

Data File: W:\METALS.FRM\ICPDATA\New\MS2_7500SWA\S062917B.b\S062917B.TXT

Analysis Date: 06/30/17

Instrument: MS2_7500SWA

Sample Id	DF	Qc Type	Time	Run #	Test Group	Rept Limit Matrix	Qc Matrix	Anal Method	Prep Batch	Comments:	Stds:
LLCCV V-258769	1	LLCCV	03:44	58	MET-TAL6020S	SOIL	SOIL	SW846	60925		V-258769(LL-ICV/CCV SOIL WARNING)
CCB V-258765	1	CCB	03:50	59							V-258765(ICB/CCB WARNING)

Comments/Reviewedby:

pcousineau
192.168.1.28 6/30/2017 11:57:42 AM

Run ok. Report Ag, As, Cd, Sb, Se, Tl. Rerun Be (ICV fail). PC.

7/3/17

Note: ICP-MS dilution factor column does not reflect dilution which is performed prior to analysis. Secondary analytical dilution is documented on prep log. Dilution Factor: 7x06/29/17

Standard/Batch/SnCl2 Lot #:

Run Log

Data File: W:\METALS.FRM\ICPDATA\New\MS2_7500SWA\S063017B.b\S063017B.TXT

Analysis Date: 06/30/17

Instrument: MS2_7500SWA

Sample Id	DF	Qc Type	Time	Run #	Test Group	Rept Limit Matrix	Qc Matrix	Anal Method	Prep Batch	Comments:	Stds:
Rinse	1	SMP	15:59	1		SOIL	SOIL	SW846	60925		()
CalBlk V-258758	1	ISBLK	16:05	2		SOIL	SOIL				V-258758(Cal Blk WARNING)
CalStd1 V-258759	1	CAL	16:11	3							V-258759(Cal Std-1 WARNING)
CalStd2 V-258760	1	CAL	16:17	4							V-258760(Cal Std-2 WARNING)
CalStd3 V-258761	1	CAL	16:23	5							V-258761(Cal Std-3 WARNING)
CalStd4 V-258762	1	CAL	16:28	6							V-258762(Cal Std-4 WARNING)
CalStd5 V-258763	1	CAL	16:34	7							V-258763(Cal Std-5 WARNING)
ICV V-258764	1	ICV	16:40	8							V-258764(ICV WARNING)
LLICV V-258769	1	LLICV	16:46	9		SOIL	SOIL	SW846	60925		V-258769(LL-ICV/CCV SOIL WARNING)
ICB V-258765	1	ICB	16:52	10							V-258765(ICB/CCB WARNING)
ICSA V-258766	1	ICSA	16:57	11							V-258766(ICSA WARNING)
ICSAB V-258767	1	ICSAB	17:03	12							V-258767(ICSAB WARNING)
RINSE	1	SMP	17:09	13		SOIL	SOIL	SW846	60925		()
CCV V-258768	1	CCV	17:15	14							V-258768(CCV WARNING)
LLCCV V-258769	1	LLCCV	17:21	15		SOIL	SOIL	SW846	60925		V-258769(LL-ICV/CCV SOIL WARNING)
CCB V-258765	1	CCB	17:26	16							V-258765(ICB/CCB WARNING)
MB 60925	1	MB	17:32	17		SOIL	SOIL	SW846	60925		()
LCS 50925	1	LCS	17:38	18		SOIL	SOIL	SW846	60925		()
LCS MR 60925	1	LCS	17:44	19		SOIL	SOIL	SW846	60925		()
AC98694-009	1	SMP	17:49	20	MET-TAL6020S	SOIL	SOIL	SW846	60925		()
AC98694-009	1	MR	17:55	21	MET-TAL6020S	SOIL	SOIL	SW846	60925		()
AC98694-009	5	SD	18:01	22	MET-TAL6020S	SOIL	SOIL	SW846	60925		()
AC98694-009	1	MS	18:06	23	MET-TAL6020S	SOIL	SOIL	SW846	60925		()
AC98694-009	1	MSD	18:12	24	MET-TAL6020S	SOIL	SOIL	SW846	60925		()
AC98694-009	1	PS	18:18	25	MET-TAL6020S	SOIL	SOIL	SW846	60925		()
RINSE	1	SMP	18:23	26		SOIL	SOIL	SW846	60925		()
CCV V-258768	1	CCV	18:29	27							V-258768(CCV WARNING)
LLCCV V-258769	1	LLCCV	18:35	28		SOIL	SOIL	SW846	60925		V-258769(LL-ICV/CCV SOIL WARNING)
CCB V-258765	1	CCB	18:41	29							V-258765(ICB/CCB WARNING)
AC98693-001	1	SMP	18:46	30	MET-PP6020S	SOIL	SOIL	SW846	60925		()
AC98693-002	1	SMP	18:52	31	MET-PP6020S	SOIL	SOIL	SW846	60925		()
AC98693-003	1	SMP	18:58	32	MET-PP6020S	SOIL	SOIL	SW846	60925		()
AC98703-001	1	SMP	19:04	33	MET-TAL6020S	SOIL	SOIL	SW846	60925		()
AC98703-002	1	SMP	19:09	34	MET-TAL6020S	SOIL	SOIL	SW846	60925		()
AC98597-003	1	SMP	19:15	35	MET-TAL6020S	SOIL	SOIL	SW846	60925		()
AC98597-007	1	SMP	19:21	36	MET-TAL6020S	SOIL	SOIL	SW846	60925		()
AC98597-008	1	SMP	19:27	37	MET-TAL6020S	SOIL	SOIL	SW846	60925		()
AC98687-001	2	SMP	19:32	38	MET-TAL6020S	SOIL	SOIL	SW846	60927		()
RINSE	1	SMP	19:38	39		SOIL	SOIL	SW846	60925		()
CCV V-258768	1	CCV	19:44	40							V-258768(CCV WARNING)
LLCCV V-258769	1	LLCCV	19:50	41		SOIL	SOIL	SW846	60925		V-258769(LL-ICV/CCV SOIL WARNING)
CCB V-258765	1	CCB	19:56	42							V-258765(ICB/CCB WARNING)
AC98687-005	2	SMP	20:01	43	MET-TAL6020S	SOIL	SOIL	SW846	60927		()
RINSE	1	SMP	20:07	44		SOIL	SOIL	SW846	60925		()
CCV V-258768	1	CCV	20:13	45							V-258768(CCV WARNING)
LLCCV V-258769	1	LLCCV	20:19	46		SOIL	SOIL	SW846	60925		V-258769(LL-ICV/CCV SOIL WARNING)
CCB V-258765	1	CCB	20:25	47							V-258765(ICB/CCB WARNING)

Comments/Reviewedby:

pcousineau
192.168.1.28 7/3/2017 11:57:46 AM

B-21162 Report Be.
B-21164 Report Be for 98687-001, 005. PC.

7/3/17

Note: ICP-MS dilution factor column does not reflect dilution which is performed prior to analysis. Secondary analytical dilution is documented on prep log. Dilution Factor: 20 4/29/17

Standard/Batch/SnCl2 Lot #:

Run Log

Data File: W:\METALS.FRM\ICPDATA\New\HGCV1A\H21161S.txt

Analysis Date: 07/05/17

Instrument: HGCV1A

Sample Id	DF	Qc Type	Time	Run #	Test Group	Rept Limit Matrix	Qc Matrix	Anal Method	Prep Batch	Comments:	Stds:
Calibration Blank	1	CAL	14:05	1							0
.2 PPB	1	CAL	14:06	2							0
.5 PPB	1	CAL	14:08	3							0
1 PPB	1	CAL	14:09	4							0
2 PPB	1	CAL	14:11	5							0
5 PPB	1	CAL	14:12	6							0
10 PPB	1	CAL	14:14	7							0
25 PPB	1	CAL	14:16	8							0
ICV (2)	1	ICV	14:18	9							0
ICB	1	ICB	14:20	10							0
MB 60924 (167)	1	MB	14:21	11	HG-SOIL	SOIL	SOIL	SW846	60924		0
LCS 60924	1	NA	14:23	12	HG-SOIL	SOIL	SOIL	SW846	60924	CONC.HIGH	0
LCS MR 60924	1	NA	14:25	13	HG-SOIL	SOIL	SOIL	SW846	60924	CONC.HIGH	0
LCS 5D	5	LCS	14:27	14	HG-SOIL	SOIL	SOIL	SW846	60924		0
LCS MR 5D	5	LCS	14:29	15	HG-SOIL	SOIL	SOIL	SW846	60924		0
AC98694-009	1	SMP	14:31	16	HG-SOIL	SOIL	SOIL	SW846	60924		0
AC98694-009	1	MR	14:32	17	HG-SOIL	SOIL	SOIL	SW846	60924		0
AC98694-009	1	MS	14:34	18	HG-SOIL	SOIL	SOIL	SW846	60924		0
AC98694-009	1	MSD	14:36	19	HG-SOIL	SOIL	SOIL	SW846	60924		0
AC98693-001	1	SMP	14:38	20	HG-SOIL	SOIL	SOIL	SW846	60924		0
CCV	1	CCV	14:39	21							0
CCB	1	CCB	14:41	22							0
AC98693-002	1	SMP	14:43	23	HG-SOIL	SOIL	SOIL	SW846	60924		0
AC98693-003	1	SMP	14:44	24	HG-SOIL	SOIL	SOIL	SW846	60924		0
AC98703-001	1	SMP	14:46	25	HG-SOIL	SOIL	SOIL	SW846	60924		0
AC98703-002	1	SMP	14:47	26	HG-SOIL	SOIL	SOIL	SW846	60924		0
AC98597-003	1	SMP	14:49	27	HG-SOIL	SOIL	SOIL	SW846	60924		0
AC98597-007	1	SMP	14:50	28	HG-SOIL	SOIL	SOIL	SW846	60924		0
AC98597-008	1	SMP	14:52	29	HG-SOIL	SOIL	SOIL	SW846	60924		0
CCV	1	CCV	14:53	30							0
CCB	1	CCB	14:55	31							0

Comments/Reviewedby:

carmela
192.168.1.70 7/5/2017 4:50:05 PM

OK

7/8/17

Note: ICP-MS dilution factor column does not reflect dilution which is performed prior to analysis. Secondary analytical dilution is documented on prep log. Dilution Factor:_____

Standard/Batch/SnCl2 Lot #:

V-259093

ICPMS Internal Standard Summary Report

TuneID: 1

Batch/FileID: S062917B Sample ID: CalBlk V-258758 Sample Date 06/29/17 Sample Time: 22:20

IS ID:	Area	Area Limit		
Ho-1	1210815	847570.5	-	1817433.315
In-1	439516.1	307661.27	-	659713.6661
Sc-1	80771.62	56540.134	-	121238.20162
Tb-1	1189667	832766.9	-	1785690.167

QcType	txtSamId:	Pos	Ho-1 Area	In-1 Area	Sc-1 Area	Tb-1 Area	Area	Area	Area	Area
ISBLK	CalBlk V-258758	2	1210815	439516.1	80771.62	1189667				
SMP	Rinse	1	1133262	398162.4	76417.55	1126836				
CAL	CalStd1 V-25875	3	1219353	443242.8	81195.87	1214430				
CAL	CalStd2 V-25876	4	1209445	443432.9	81814.38	1209127				
CAL	CalStd3 V-25876	5	1233996	449044.6	83412.27	1205465				
CAL	CalStd4 V-25876	6	1223224	447246.5	86065.25	1204185				
CAL	CalStd5 V-25876	7	1225964	444276.8	87174.45	1207676				
ICV	ICV V-258764	8	1217068	450882.7	83590.45	1219085				
LLICV	LLICV V-258769	9	1229410	455657.7	83848.76	1212889				
ICB	ICB V-258765	10	1232045	450806.9	81325.01	1215721				
ICSA	ICSA V-258766	11	1101960	395949.2	91973.30	1073591				
ICSAB	ICSAB V-258767	12	1115098	402956.3	84514.11	1106686				
SMP	RINSE	13	1244732	472460.8	84767.98	1243969				
CCV	CCV V-258768	14	1207414	456980.3	85839.11	1202851				
LLCCV	LLCCV V-258769	15	1216459	454584.0	83341.41	1202514				
CCB	CCB V-258765	16	1190253	447656.9	80521.49	1193891				
MB	MB 60925	17	1161754	442249.8	81633.09	1159940				
LCS	LCS 50925	18	1175441	433434.1	89253.29	1158747				
MR	LCS MR 60925	19	1175010	435373.4	87049.95	1160584				
SMP	AC98694-009	20	1145950	412222.1	102549.9	1140400				
MR	AC98694-009	21	1145419	412167.6	100539.4	1127333				
SD	AC98694-009	22	1243063	469787.6	90525.10	1237476				
MS	AC98694-009	23	1117449	401255.4	97915.87	1094152				
MSD	AC98694-009	24	1137309	410216.1	96915.20	1124442				
PS	AC98694-009	25	1146310	414351.5	100534.8	1131807				
SMP	RINSE	26	1221156	463409.8	83738.33	1207111				
CCV	CCV V-258768	27	1189285	448700.1	84898.18	1182121				
LLCCV	LLCCV V-258769	28	1188713	448551.4	82095.16	1182497				
CCB	CCB V-258765	29	1194861	452499.8	82183.13	1189099				
SMP	AC98693-001	30	1124216	410660.5	102602.6	1115495				
SMP	AC98693-002	31	1143400	418030.8	98582.77	1133048				
SMP	AC98693-003	32	1148112	415411.0	96366.21	1112435				
SMP	AC98703-001	33	1145114	414772.7	108674.4	1132711				
SMP	AC98703-002	34	1131297	419401.7	101407.4	1110749				
SMP	AC98703-003	35	1156272	414911.8	127759.6 *	1154444				
SMP	AC98703-004	36	1146650	421380.3	101180.8	1121190				
SMP	AC98703-005	37	1138501	420500.1	110468.0	1131266				
SMP	AC98703-006	38	1136932	424208.3	91900.04	1133251				
SMP	RINSE	39	1204033	458209.7	81862.99	1196900				
CCV	CCV V-258768	40	1187430	448682.6	85226.99	1178024				
LLCCV	LLCCV V-258769	41	1172621	449778.3	82568.10	1162859				
CCB	CCB V-258765	42	1160780	445104.7	79891.98	1146409				
SMP	AC98703-007	43	1137411	422442.5	88855.23	1120409				
SMP	AC98703-008	44	1142059	419508.0	90929.25	1128246				
SMP	AC98703-009	45	1156334	423003.7	95382.68	1138808				
SMP	AC98703-010	46	1137429	433458.7	86943.85	1131299				
SMP	AC98703-011	47	1145073	430132.0	85608.58	1137619				
SMP	AC98703-012	48	1149079	422707.3	86896.43	1135838				

* Indicates Internal Standard Area outside of limits

ICPMS Internal Standard Summary Report

TuneID: 1

SMP	AC98597-003	49	1145979	424613.4	92384.24	1132935
SMP	AC98597-007	50	1136223	428346.0	87307.68	1123638
SMP	AC98597-008	51	1103749	412310.4	87549.78	1093181
SMP	RINSE	52	1184060	455240.8	81661.09	1183924
CCV	CCV V-258768	53	1175720	443302.8	83975.00	1167488
LLCCV	LLCCV V-258769	54	1174149	445657.0	81683.52	1169820
CCB	CCB V-258765	55	1150303	443675.9	80816.98	1144860
SMP	RINSE	56	1186684	451743.9	81372.30	1178027
CCV	CCV V-258768	57	1169528	443635.1	85721.90	1169193
LLCCV	LLCCV V-258769	58	1166720	443205.5	81813.34	1153901
CCB	CCB V-258765	59	1151832	445462.2	80571.91	1154605

* Indicates Internal Standard Area outside of limits

ICPMS Internal Standard Summary Report

TuneID: 2

Batch/FileID: S062917B Sample ID: CalBlk V-258758 Sample Date 06/29/17 Sample Time: 22:20

IS ID:	Area	Area Limit		
Ho-2	2198557	1538989.9	-	3300034.057
In-2	1306089	914262.3	-	1960439.589
Sc-2	756081.3	529256.91	-	1134878.0313
Tb-2	2172647	1520852.9	-	3261143.147

QcType	txtSamId:	Pos	Ho-2 Area	In-2 Area	Sc-2 Area	Tb-2 Area	Area	Area	Area	Area
ISBLK	CalBlk V-258758	2	2198557	1306089	756081.3	2172647				
SMP	Rinse	1	2169684	1287043	772049.8	2148956				
CAL	CalStd1 V-25875	3	2202145	1314647	752560.2	2187263				
CAL	CalStd2 V-25876	4	2226896	1318296	783558.5	2165150				
CAL	CalStd3 V-25876	5	2206672	1317725	797847.0	2199535				
CAL	CalStd4 V-25876	6	2216271	1298539	842998.8	2212280				
CAL	CalStd5 V-25876	7	2185936	1296808	858011.8	2185509				
ICV	ICV V-258764	8	2216278	1322865	788019.4	2212111				
LLICV	LLICV V-258769	9	2242814	1342303	802709.8	2218061				
ICB	ICB V-258765	10	2206795	1328167	786709.4	2184963				
ICSA	ICSA V-258766	11	2051023	1197183	885700.3	2047874				
ICSAB	ICSAB V-258767	12	2085884	1225373	863231.0	2081599				
SMP	RINSE	13	2328569	1419267	870270.0	2306076				
CCV	CCV V-258768	14	2269668	1346872	837291.1	2250923				
LLCCV	LLCCV V-258769	15	2237196	1364604	802639.1	2219997				
CCB	CCB V-258765	16	2215209	1335959	780096.3	2212786				
MB	MB 60925	17	2171706	1319412	764870.6	2163215				
LCS	LCS 50925	18	2180518	1272574	867910.9	2159642				
MR	LCS MR 60925	19	2148030	1287853	836825.3	2159831				
SMP	AC98694-009	20	2137871	1230146	1009939	2117865				
MR	AC98694-009	21	2094986	1212620	998297.7	2081812				
SD	AC98694-009	22	2330632	1375241	905215.7	2311597				
MS	AC98694-009	23	2093135	1208341	982580.3	2085261				
MSD	AC98694-009	24	2142771	1244490	973130.8	2130722				
PS	AC98694-009	25	2135246	1254960	1009653	2124740				
SMP	RINSE	26	2276849	1402161	851234.4	2245700				
CCV	CCV V-258768	27	2240694	1367949	870552.3	2220254				
LLCCV	LLCCV V-258769	28	2224233	1363355	825925.1	2221229				
CCB	CCB V-258765	29	2237068	1359585	802641.7	2226783				
SMP	AC98693-001	30	2121359	1246844	991937.2	2121219				
SMP	AC98693-002	31	2150047	1270685	995438.8	2131635				
SMP	AC98693-003	32	2152248	1264424	990794.4	2142461				
SMP	AC98703-001	33	2165830	1272109	1100511	2156183				
SMP	AC98703-002	34	2149033	1280464	1021576	2131208				
SMP	AC98703-003	35	2186956	1253825	1290296	* 2199021				
SMP	AC98703-004	36	2159971	1254303	1014769	2140316				
SMP	AC98703-005	37	2123305	1266956	1096643	2116609				
SMP	AC98703-006	38	2147054	1277136	926235.2	2143141				
SMP	RINSE	39	2247356	1385899	807523.0	2240713				
CCV	CCV V-258768	40	2252414	1373744	873022.0	2239825				
LLCCV	LLCCV V-258769	41	2218803	1360339	791237.3	2206886				
CCB	CCB V-258765	42	2156843	1342385	768885.8	2174917				
SMP	AC98703-007	43	2127385	1278199	869043.8	2104021				
SMP	AC98703-008	44	2156075	1290928	918850.1	2141935				
SMP	AC98703-009	45	2182948	1279809	950960.1	2162789				
SMP	AC98703-010	46	2164479	1302583	875889.1	2138976				
SMP	AC98703-011	47	2160096	1289125	855851.7	2141262				
SMP	AC98703-012	48	2144191	1272128	846041.1	2138835				

* Indicates Internal Standard Area outside of limits

ICPMS Internal Standard Summary Report

TuneID: 2

SMP	AC98597-003	49	2170481	1283546	923277.7	2174734
SMP	AC98597-007	50	2136533	1284146	873880.4	2121993
SMP	AC98597-008	51	2088686	1242328	871929.4	2082201
SMP	RINSE	52	2252364	1390399	853877.6	2251259
CCV	CCV V-258768	53	2195581	1349628	867891.5	2204977
LLCCV	LLCCV V-258769	54	2220710	1360290	807806.9	2193246
CCB	CCB V-258765	55	2183248	1338507	795214.1	2171809
SMP	RINSE	56	2228997	1372991	857324.3	2226568
CCV	CCV V-258768	57	2200682	1334017	868504.1	2191517
LLCCV	LLCCV V-258769	58	2218602	1351779	817701.6	2194874
CCB	CCB V-258765	59	2181620	1341916	783956.9	2167182

* Indicates Internal Standard Area outside of limits

ICPMS Internal Standard Summary Report

TuneID: 1

Batch/FileID: S063017B Sample ID: CalBlk V-258758 Sample Date 06/30/17 Sample Time: 16:05

IS ID:	Area	Area Limit		
Ho-1	1209786	846850.2	-	1815888.786
In-1	464744.2	325320.94	-	697581.0442
Sc-1	95446.02	66812.214	-	143264.47602
Tb-1	1202648	841853.6	-	1805174.648

QcType	txtSamId:	Pos	Ho-1 Area	In-1 Area	Sc-1 Area	Tb-1 Area	Area	Area	Area	Area
ISBLK	CalBlk V-258758	2	1209786	464744.2	95446.02	1202648				
SMP	Rinse	1	1136811	418649.4	89774.37	1114993				
CAL	CalStd1 V-25875	3	1224529	472530.2	96015.97	1219438				
CAL	CalStd2 V-25876	4	1226022	474999.4	97111.28	1219069				
CAL	CalStd3 V-25876	5	1242844	482506.2	97933.49	1232853				
CAL	CalStd4 V-25876	6	1240385	480688.7	100859.3	1243446				
CAL	CalStd5 V-25876	7	1235778	471322.9	99818.49	1229449				
ICV	ICV V-258764	8	1238503	477088.1	96322.84	1233951				
LLICV	LLICV V-258769	9	1243180	481116.7	95790.13	1231283				
ICB	ICB V-258765	10	1228258	479403.9	92562.88	1218778				
ICSA	ICSA V-258766	11	1134685	420730.1	106347.2	1120296				
ICSAB	ICSAB V-258767	12	1172807	429502.8	98517.26	1158754				
SMP	RINSE	13	1309221	502011.2	97052.34	1306973				
CCV	CCV V-258768	14	1259667	480624.0	97764.03	1244660				
LLCCV	LLCCV V-258769	15	1251922	485102.9	96146.59	1240996				
CCB	CCB V-258765	16	1248330	481227.4	93571.43	1243625				
MB	MB 60925	17	1195077	461332.4	91585.03	1183893				
LCS	LCS 50925	18	1199483	453878.1	100643.8	1185676				
MR	LCS MR 60925	19	1198652	450636.6	96754.34	1192589				
SMP	AC98694-009	20	1168281	424203.3	112106.8	1155526				
MR	AC98694-009	21	1158576	421158.3	110447.9	1141064				
SD	AC98694-009	22	1276835	484141.1	99722.09	1271349				
MS	AC98694-009	23	1133482	411925.2	107254.9	1116136				
MSD	AC98694-009	24	1144982	413694.6	105398.3	1135181				
PS	AC98694-009	25	1163469	422407.9	108443.2	1143522				
SMP	RINSE	26	1252196	479774.6	90988.84	1246638				
CCV	CCV V-258768	27	1225760	464285.6	94045.37	1218884				
LLCCV	LLCCV V-258769	28	1244981	473528.9	91916.84	1233543				
CCB	CCB V-258765	29	1229339	473651.6	90927.78	1226762				
SMP	AC98693-001	30	1148234	420255.0	111744.5	1134800				
SMP	AC98693-002	31	1159896	426411.8	106754.8	1156505				
SMP	AC98693-003	32	1149734	423211.5	102999.6	1141851				
SMP	AC98703-001	33	1159705	421126.8	114011.6	1139781				
SMP	AC98703-002	34	1150958	417887.4	105733.2	1134658				
SMP	AC98597-003	35	1148261	429270.8	93944.47	1150987				
SMP	AC98597-007	36	1162244	434568.5	91869.66	1145307				
SMP	AC98597-008	37	1115552	415737.9	92102.47	1116949				
SMP	AC98687-001	38	1247281	455289.0	115812.7	1253157				
SMP	RINSE	39	1230519	471337.3	87681.56	1220389				
CCV	CCV V-258768	40	1208113	457701.1	91209.41	1191695				
LLCCV	LLCCV V-258769	41	1229335	467274.3	90471.05	1203435				
CCB	CCB V-258765	42	1204434	458216.2	87129.55	1200308				
SMP	AC98687-005	43	1204480	444225.0	122075.8	1200833				
SMP	RINSE	44	1209374	468571.8	87297.96	1210480				
CCV	CCV V-258768	45	1198727	457947.9	91496.10	1190776				
LLCCV	LLCCV V-258769	46	1212168	465548.0	90152.20	1201823				
CCB	CCB V-258765	47	1186285	450413.9	85731.64	1176351				

* Indicates Internal Standard Area outside of limits

ICPMS Internal Standard Summary Report

TuneID: 2

Batch/FileID: S063017B Sample ID: CalBlk V-258758 Sample Date 06/30/17 Sample Time: 16:05

IS ID:	Area	Area Limit		
Ho-2	2333739	1633617.3	-	3502942.239
In-2	1484280	1038996	-	2227904.28
Sc-2	1005191	703633.7	-	1508791.691
Tb-2	2340920	1638644	-	3513720.92

QcType	txtSamId:	Pos	Ho-2 Area	In-2 Area	Sc-2 Area	Tb-2 Area	Area	Area	Area	Area
ISBLK	CalBlk V-258758	2	2333739	1484280	1005191	2340920				
SMP	Rinse	1	2318299	1475620	1004628	2288246				
CAL	CalStd1 V-25875	3	2344941	1483232	1012383	2348952				
CAL	CalStd2 V-25876	4	2371408	1491637	1023329	2367042				
CAL	CalStd3 V-25876	5	2389047	1495419	1020830	2377303				
CAL	CalStd4 V-25876	6	2365219	1462846	1043444	2353594				
CAL	CalStd5 V-25876	7	2361762	1445814	1031640	2357397				
ICV	ICV V-258764	8	2384141	1477652	1008374	2360212				
LLICV	LLICV V-258769	9	2395086	1488415	993273.3	2383840				
ICB	ICB V-258765	10	2346052	1481406	962993.4	2346739				
ICSA	ICSA V-258766	11	2195887	1326250	1029321	2188159				
ICSAB	ICSAB V-258767	12	2237217	1364900	1024782	2239155				
SMP	RINSE	13	2472065	1565137	1015504	2467184				
CCV	CCV V-258768	14	2408110	1488495	1024833	2395952				
LLCCV	LLCCV V-258769	15	2417217	1496546	989404.7	2408755				
CCB	CCB V-258765	16	2366810	1482811	974129.6	2370919				
MB	MB 60925	17	2282063	1410607	943042.3	2280023				
LCS	LCS 50925	18	2264768	1394849	1013693	2264652				
MR	LCS MR 60925	19	2265533	1390152	989978.9	2245672				
SMP	AC98694-009	20	2197599	1322559	1134148	2199940				
MR	AC98694-009	21	2197081	1298062	1130930	2173191				
SD	AC98694-009	22	2409013	1498337	1037637	2420099				
MS	AC98694-009	23	2145141	1280452	1086331	2134183				
MSD	AC98694-009	24	2180793	1297136	1073762	2161428				
PS	AC98694-009	25	2197485	1293981	1123745	2201958				
SMP	RINSE	26	2381617	1483649	950710.5	2359788				
CCV	CCV V-258768	27	2320623	1425298	973236.8	2299160				
LLCCV	LLCCV V-258769	28	2336807	1457129	939715.1	2317246				
CCB	CCB V-258765	29	2340490	1454556	947260.8	2331882				
SMP	AC98693-001	30	2188344	1293490	1089641	2184464				
SMP	AC98693-002	31	2186161	1306882	1081251	2191593				
SMP	AC98693-003	32	2176703	1294758	1043192	2147284				
SMP	AC98703-001	33	2162196	1287784	1156796	2175307				
SMP	AC98703-002	34	2152984	1277369	1069634	2124789				
SMP	AC98597-003	35	2210916	1305107	945786.9	2198419				
SMP	AC98597-007	36	2156846	1306402	936290.0	2168034				
SMP	AC98597-008	37	2149120	1285631	938259.7	2150047				
SMP	AC98687-001	38	2338104	1384290	1175561	2355974				
SMP	RINSE	39	2315861	1445514	916495.2	2321662				
CCV	CCV V-258768	40	2283682	1400518	940084.6	2277189				
LLCCV	LLCCV V-258769	41	2308174	1420390	926940.9	2307577				
CCB	CCB V-258765	42	2267618	1431976	913375.2	2261608				
SMP	AC98687-005	43	2319626	1378541	1230556	2301850				
SMP	RINSE	44	2293592	1425492	915498.8	2285046				
CCV	CCV V-258768	45	2267392	1409718	945112.1	2257861				
LLCCV	LLCCV V-258769	46	2307014	1437133	933407.2	2298559				
CCB	CCB V-258765	47	2243521	1392700	891959.4	2216314				

* Indicates Internal Standard Area outside of limits

Wet Chemistry Data

VERITECH Wet Chem Form1 Analysis Summary
% Solids

TestGroupName: % Solids SM2540G **Project #: 7062727**

TestGroup: %SOLIDS

Lab#	Client SampleID	Matrix	Dilution:	Result	Units:	RL	Prep Date	Analysis Date	Received Date	Collect Date
AC98694-001	SB-7	Soil/Encore	1	87	Percent			06/29/17	06/27/17	06/27/17
AC98694-002	SB-8A	Soil/Encore	1	87	Percent			06/29/17	06/27/17	06/27/17
AC98694-003	SB-8B	Soil/Encore	1	85	Percent			06/29/17	06/27/17	06/27/17
AC98694-004	SB-15	Soil/Encore	1	86	Percent			06/29/17	06/27/17	06/27/17
AC98694-005	SB-9A	Soil/Encore	1	85	Percent			06/29/17	06/27/17	06/27/17
AC98694-006	SB-9B	Soil/Encore	1	86	Percent			06/29/17	06/27/17	06/27/17
AC98694-007	SB-16	Soil/Encore	1	88	Percent			06/29/17	06/27/17	06/27/17
AC98694-008	SB-10	Soil/Encore	1	86	Percent			06/29/17	06/27/17	06/27/17
AC98694-009	SB-1	Soil/Encore	1	88	Percent			06/29/17	06/27/17	06/27/17
AC98694-010	SB-12	Soil/Encore	1	85	Percent			06/29/17	06/27/17	06/27/17
AC98694-011	SB-13A	Soil/Encore	1	79	Percent			06/29/17	06/27/17	06/27/17
AC98694-012	SB-13B	Soil/Encore	1	86	Percent			06/29/17	06/27/17	06/27/17

% Solids Report

Analysis Type: SOLIDS-SS
BatchID: SOLIDS-SS-6828

QcType	SampleID:	Rounded Result	Raw Result	Units	Tare Weight	Wet Weight	Dry Weight	Analysis Date	Analyzed By	QC RPD	Rpd Limit
DUP	AC98691-001	94	93.85281	Percent	1.36	12.91	12.19	06/29/17	jessica	0.43	5
Sample	AC98691-001	93	93.45048	Percent	1.37	13.89	13.07	06/29/17	jessica		
Sample	AC98691-002	91	90.80189	Percent	1.34	9.82	9.04	06/29/17	jessica		
Sample	AC98691-003	89	88.96321	Percent	1.36	13.32	11.99	06/29/17	jessica		
Sample	AC98691-004	92	92.43884	Percent	1.36	14.85	13.82	06/29/17	jessica		
Sample	AC98691-005	88	88.23065	Percent	1.36	14.02	12.53	06/29/17	jessica		
Sample	AC98691-006	89	88.97586	Percent	1.35	16.68	14.99	06/29/17	jessica		
Sample	AC98691-007	88	88.47430	Percent	1.36	13.42	12.03	06/29/17	jessica		
Sample	AC98691-008	90	89.79424	Percent	1.37	13.52	12.28	06/29/17	jessica		
Sample	AC98691-009	90	90.07220	Percent	1.36	12.44	11.34	06/29/17	jessica		
Sample	AC98691-010	87	87.37300	Percent	1.35	15.13	13.39	06/29/17	jessica		
Sample	AC98694-001	87	86.93380	Percent	1.36	12.84	11.34	06/29/17	jessica		
Sample	AC98694-002	87	86.78815	Percent	1.36	10.14	8.99	06/29/17	jessica		
Sample	AC98694-003	85	84.50570	Percent	1.38	11.90	10.28	06/29/17	jessica		
Sample	AC98694-004	86	85.73072	Percent	1.36	10.05	8.81	06/29/17	jessica		
Sample	AC98694-005	85	85.04122	Percent	1.32	9.81	8.54	06/29/17	jessica		
Sample	AC98694-006	86	86.36364	Percent	1.38	11.72	10.31	06/29/17	jessica		
Sample	AC98694-007	88	88.46154	Percent	1.39	12.57	11.27	06/29/17	jessica		
Sample	AC98694-008	86	85.51198	Percent	1.37	10.55	9.22	06/29/17	jessica		
Sample	AC98694-009	88	87.93591	Percent	1.36	11.97	10.68	06/29/17	jessica		
Sample	AC98694-010	85	84.96016	Percent	1.36	11.40	9.88	06/29/17	jessica		

* - Indicates Failed Rpd Criteria

% Solids Report

Analysis Type: SOLIDS-SS
BatchID: SOLIDS-SS-6829

QcType	SampleID:	Rounded Result	Raw Result	Units	Tare Weight	Wet Weight	Dry Weight	Analysis Date	Analyzed By	QC RPD	Rpd Limit
DUP	AC98694-011	79	78.84232	Percent	1.36	11.38	9.26	06/29/17	jessica	0.083	5
Sample	AC98694-011	79	78.77698	Percent	1.35	12.47	10.11	06/29/17	jessica		
Sample	AC98694-012	86	85.60209	Percent	1.35	12.81	11.16	06/29/17	jessica		
Sample	AC98703-001	89	89.49919	Percent	1.34	13.72	12.42	06/29/17	jessica		
Sample	AC98703-002	89	89.31699	Percent	1.36	12.78	11.56	06/29/17	jessica		
Sample	AC98707-001	77	76.68203	Percent	1.35	12.20	9.67	06/29/17	jessica		
Sample	AC98711-001	84	83.68555	Percent	1.37	13.20	11.27	06/29/17	jessica		
Sample	AC98711-002	85	85.45592	Percent	1.35	14.62	12.70	06/29/17	jessica		
Sample	AC98711-003	90	89.85075	Percent	1.36	14.76	13.40	06/29/17	jessica		
Sample	AC98711-004	84	84.24437	Percent	1.35	13.79	11.83	06/29/17	jessica		
Sample	AC98712-001	87	87.25352	Percent	1.36	15.56	13.75	06/29/17	jessica		
Sample	AC98713-001	89	88.99917	Percent	1.37	13.46	12.13	06/29/17	jessica		
Sample	AC98713-002	89	88.93766	Percent	1.38	12.77	11.51	06/29/17	jessica		
Sample	AC98713-003	88	87.91291	Percent	1.36	14.68	13.07	06/29/17	jessica		
Sample	AC98713-004	91	91.25683	Percent	1.37	12.35	11.39	06/29/17	jessica		
Sample	AC98713-005	89	89.26174	Percent	1.36	11.79	10.66	06/29/17	jessica		
Sample	AC98713-006	90	90.45488	Percent	1.35	14.76	13.49	06/29/17	jessica		
Sample	AC98715-001	92	92.40143	Percent	1.36	15.31	14.26	06/29/17	jessica		
Sample	AC98715-002	97	96.93309	Percent	1.34	12.10	11.77	06/29/17	jessica		
Sample	AC98715-003	97	97.04841	Percent	1.36	9.83	9.59	06/29/17	jessica		
Sample	AC98715-004	91	90.67321	Percent	1.36	15.62	14.29	06/29/17	jessica		

* - Indicates Failed Rpd Criteria

Hampton-Clarke
Analytical & Field Services

Last Page of Report

Hampton-Clarke
Analytical & Field Services

175 ROUTE 46 WEST, UNIT D · FAIRFIELD, NJ 07004
2 MADISON ROAD, FAIRFIELD, NJ 07004
800-426-9992 · 973-244-9770
FAX: 973-244-9787
WWW.HCVLAB.COM

Project: CVS-Yonkers (Riverdale)

Client PO: 0719

Report To: Ransom Environmental Consultants, Inc.
2127 Hamilton Avenue
Hamilton, NJ 08619

Attn: Kim Skibo

Received Date: 6/29/2017

Report Date: 7/20/2017

Deliverables: NYDOH-R

Lab ID: AC98757

Lab Project No: 7063017

This report is a true report of results obtained from our tests of this material. The report relates only to those samples received and analyzed by the laboratory. All results meet the requirements of the NELAC Institute standards. Laboratory reports may not be reproduced, except in full, without the written approval of the laboratory.

In lieu of a formal contract document, the total aggregate liability of Hampton-Clarke to all parties shall not exceed Hampton-Clarke's total fee for analytical services rendered.

Robin Cousineau - Quality Assurance Director OR **Jean Revolus - Laboratory Director**

NJ	(07071)	NY	(ELAP11408)	CT	(PH-0671)
PA	(68-00463)	KY	(90124)		

Table of Contents-7063017

Sample Summary 1

Case Narrative 2

Executive Summary 3

Report of Analysis 4

Reporting Definitions / Data Qualifiers 10

Laboratory Chronicles 11

Chain of Custody Forms 12

Chain of Custody .....

Condition Upon Receipt Forms .....

Preservation Documentation Forms (If Applicable) .....

Internal Chain Of Custody Records .....

Volatile Data 17

Form 1 Sample and Blank Results .....

Form 2 Surrogate Recovery .....

Form 3 Spike Recovery .....

Form 4 Method Blank Summary .....

Form 5 Tune Summary & BFB Spectra .....

Form 6,7 Calibration & RT Summary .....

Form 8 Internal Standard Area Summary .....

Base Neutral/Acid Extractable Data 48

Form 1 Sample and Blank Results .....

Form 2 Surrogate Recovery .....

Form 3 Spike Recovery .....

Form 4 Method Blank Summary .....

Form 5 Tune Summary & DFTPP Spectra .....

Form 6,7 Calibration & RT Summary .....

Form 8 Internal Standard Area Summary .....

Metal Data 80

Form 1 Sample Results .....

Form 2 Calibration Summary .....

Form 3 Blank Summary .....

Form 4 ICP Interference Check Sample Summary .....

Form 5/7 Spike / LCS Recovery Data .....

Form 6/9 Duplicate / Serial Dilution Sample Data .....

Sample Summary

Client: Ransom Environmental Consultants, Inc.
Project: CVS-Yonkers (Riverdale)

HC Project #: 7063017

Lab#	SampleID	Matrix	Collection Date	Receipt Date
AC98757-001	TWP-2	Aqueous	6/28/2017	6/29/2017
AC98757-002	TWP-1	Aqueous	6/29/2017	6/29/2017

HC Case Narrative

Client: Ransom Environmental
Project: CVS-Yonkers (Riverdale)
HC Project: 7063017

This case narrative is in the form of an exception report Method specific and/or QA/QC anomalies related to this report only are detailed below.

Volatile Organic Analysis:

Samples AC98757-001 and –002 were analyzed at a dilution due to high concentration of target analytes.

The Method Blank Spike for batch 61557 had recoveries outside QC limits. Please refer to the applicable Form 3 for the recoveries.

The Matrix Spike and/or Matrix Spike Duplicate for batch 61557 had recoveries outside QC limits. Please refer to the applicable Form 3 for the recoveries.

Base Neutral/Acid Extractable Analysis:

Sample AC98757-002 was analyzed at a dilution due to high concentration of target analytes.

The Method Blank Spike for batch 60330 had recoveries outside QC limits. Please refer to the applicable Form 3 for the recoveries.

The MS/MSD RPD, Matrix Spike and Matrix Spike Duplicate for batch 60330 had recoveries outside QC limits. Please refer to the applicable Form 3 for the recoveries.

Sample WMB60330(MS) has a surrogate recovery outside QC limits, but the recovery is greater than 10%, therefore, no corrective action was necessary. Please refer to the applicable Form 2 for the recoveries.

Metals Analysis:

Data conforms to method requirements.

Robin Cousineau — Quality Assurance Director
Or
Jean Revolus — Laboratory Director

7/10/2017
Date

HC Executive Summary

Client: Ransom Environmental Consultants, Inc. **HC Project #:** 7063017

Project: CVS-Yonkers (Riverdale)

Lab#: AC98757-001 **Sample ID: TWP-2**

Analyte	Units	RL	Result	Analytical Method
Lead	ug/l	3.0	33	EPA 6020A
1,2,4-Trimethylbenzene	ug/l	10	740	EPA 8260C
1,3,5-Trimethylbenzene	ug/l	10	87	EPA 8260C
Acetone	ug/l	50	63	EPA 8260C
Benzene	ug/l	5.0	560	EPA 8260C
Cyclohexane	ug/l	10	240	EPA 8260C
Ethylbenzene	ug/l	10	660	EPA 8260C
Isopropylbenzene	ug/l	10	100	EPA 8260C
m&p-Xylenes	ug/l	10	960	EPA 8260C
Methylcyclohexane	ug/l	10	140	EPA 8260C
Methyl-t-butyl ether	ug/l	5.0	140	EPA 8260C
n-Propylbenzene	ug/l	10	200	EPA 8260C
o-Xylene	ug/l	10	130	EPA 8260C
sec-Butylbenzene	ug/l	10	11	EPA 8260C
Toluene	ug/l	10	67	EPA 8260C
Xylenes (Total)	ug/l	10	1100	EPA 8260C
2,4-Dimethylphenol	ug/l	0.50	3.7	EPA 8270D
2-Methylnaphthalene	ug/l	2.0	86	EPA 8270D
Naphthalene	ug/l	0.50	87	EPA 8270D
Phenol	ug/l	2.0	4.6	EPA 8270D

Lab#: AC98757-002 **Sample ID: TWP-1**

Analyte	Units	RL	Result	Analytical Method
Lead	ug/l	3.0	27	EPA 6020A
1,2,4-Trimethylbenzene	ug/l	20	2500	EPA 8260C
1,3,5-Trimethylbenzene	ug/l	20	890	EPA 8260C
Acetone	ug/l	100	140	EPA 8260C
Benzene	ug/l	10	94	EPA 8260C
Cyclohexane	ug/l	20	830	EPA 8260C
Ethylbenzene	ug/l	20	1700	EPA 8260C
Isopropylbenzene	ug/l	20	250	EPA 8260C
m&p-Xylenes	ug/l	20	4600	EPA 8260C
Methylcyclohexane	ug/l	20	550	EPA 8260C
n-Butylbenzene	ug/l	20	30	EPA 8260C
n-Propylbenzene	ug/l	20	560	EPA 8260C
o-Xylene	ug/l	20	410	EPA 8260C
sec-Butylbenzene	ug/l	20	25	EPA 8260C
Toluene	ug/l	20	150	EPA 8260C
Xylenes (Total)	ug/l	20	5000	EPA 8260C
2,4-Dimethylphenol	ug/l	1.5	10	EPA 8270D
2-Methylnaphthalene	ug/l	6.0	120	EPA 8270D
Naphthalene	ug/l	1.5	160	EPA 8270D

HC Report of Analysis

Client: Ransom Environmental Consultants, Inc.
Project: CVS-Yonkers (Riverdale)

HC Project #: 7063017

Sample ID: TWP-2
Lab#: AC98757-001
Matrix: Aqueous

Collection Date: 6/28/2017
Receipt Date: 6/29/2017

Metals (single) 6020

Analyte	DF	Units	RL	Result
Lead	**1**	**ug/l**	**3.0**	**33**

Semivolatile Organics (no search) 8270

Analyte	DF	Units	RL	Result
1,1'-Biphenyl	1	ug/l	2.0	ND
1,2,4,5-Tetrachlorobenzene	1	ug/l	2.0	ND
2,3,4,6-Tetrachlorophenol	1	ug/l	2.0	ND
2,4,5-Trichlorophenol	1	ug/l	2.0	ND
2,4,6-Trichlorophenol	1	ug/l	2.0	ND
2,4-Dichlorophenol	1	ug/l	0.80	ND
2,4-Dimethylphenol	**1**	**ug/l**	**0.50**	**3.7**
2,4-Dinitrophenol	1	ug/l	10	ND
2,4-Dinitrotoluene	1	ug/l	2.0	ND
2,6-Dinitrotoluene	1	ug/l	2.0	ND
2-Chloronaphthalene	1	ug/l	2.0	ND
2-Chlorophenol	1	ug/l	2.0	ND
2-Methylnaphthalene	**1**	**ug/l**	**2.0**	**86**
2-Methylphenol	1	ug/l	0.50	ND
2-Nitroaniline	1	ug/l	2.0	ND
2-Nitrophenol	1	ug/l	2.0	ND
3&4-Methylphenol	1	ug/l	0.50	ND
3,3'-Dichlorobenzidine	1	ug/l	2.0	ND
3-Nitroaniline	1	ug/l	2.0	ND
4,6-Dinitro-2-methylphenol	1	ug/l	10	ND
4-Bromophenyl-phenylether	1	ug/l	2.0	ND
4-Chloro-3-methylphenol	1	ug/l	2.0	ND
4-Chloroaniline	1	ug/l	0.50	ND
4-Chlorophenyl-phenylether	1	ug/l	2.0	ND
4-Nitroaniline	1	ug/l	2.0	ND
4-Nitrophenol	1	ug/l	2.0	ND
Acenaphthene	1	ug/l	2.0	ND
Acenaphthylene	1	ug/l	2.0	ND
Acetophenone	1	ug/l	2.0	ND
Anthracene	1	ug/l	2.0	ND
Atrazine	1	ug/l	2.0	ND
Benzaldehyde	1	ug/l	2.0	ND
Benzo[a]anthracene	1	ug/l	2.0	ND
Benzo[a]pyrene	1	ug/l	2.0	ND
Benzo[b]fluoranthene	1	ug/l	2.0	ND
Benzo[g,h,i]perylene	1	ug/l	2.0	ND
Benzo[k]fluoranthene	1	ug/l	2.0	ND
bis(2-Chloroethoxy)methane	1	ug/l	2.0	ND
bis(2-Chloroethyl)ether	1	ug/l	0.50	ND
bis(2-Chloroisopropyl)ether	1	ug/l	2.0	ND
bis(2-Ethylhexyl)phthalate	1	ug/l	2.0	ND
Butylbenzylphthalate	1	ug/l	2.0	ND
Caprolactam	1	ug/l	2.0	ND
Carbazole	1	ug/l	2.0	ND

Sample ID: TWP-2
Lab#: AC98757-001
Matrix: Aqueous

Collection Date: 6/28/2017
Receipt Date: 6/29/2017

Chrysene	1	ug/l	2.0	ND
Dibenzo[a,h]anthracene	1	ug/l	2.0	ND
Dibenzofuran	1	ug/l	0.50	ND
Diethylphthalate	1	ug/l	2.0	ND
Dimethylphthalate	1	ug/l	2.0	ND
Di-n-butylphthalate	1	ug/l	0.50	ND
Di-n-octylphthalate	1	ug/l	2.0	ND
Fluoranthene	1	ug/l	2.0	ND
Fluorene	1	ug/l	2.0	ND
Hexachlorobenzene	1	ug/l	2.0	ND
Hexachlorobutadiene	1	ug/l	2.0	ND
Hexachlorocyclopentadiene	1	ug/l	2.0	ND
Hexachloroethane	1	ug/l	2.0	ND
Indeno[1,2,3-cd]pyrene	1	ug/l	2.0	ND
Isophorone	1	ug/l	2.0	ND
Naphthalene	**1**	**ug/l**	**0.50**	**87**
Nitrobenzene	1	ug/l	2.0	ND
N-Nitroso-di-n-propylamine	1	ug/l	0.50	ND
N-Nitrosodiphenylamine	1	ug/l	2.0	ND
Pentachlorophenol	1	ug/l	10	ND
Phenanthrene	1	ug/l	2.0	ND
Phenol	**1**	**ug/l**	**2.0**	**4.6**
Pyrene	1	ug/l	2.0	ND

Volatile Organics (no search) 8260

Analyte	DF	Units	RL	Result
1,1,1-Trichloroethane	10	ug/l	10	ND
1,1,2,2-Tetrachloroethane	10	ug/l	10	ND
1,1,2-Trichloro-1,2,2-trifluoroethane	10	ug/l	10	ND
1,1,2-Trichloroethane	10	ug/l	10	ND
1,1-Dichloroethane	10	ug/l	10	ND
1,1-Dichloroethene	10	ug/l	10	ND
1,2,3-Trichlorobenzene	10	ug/l	10	ND
1,2,4-Trichlorobenzene	10	ug/l	10	ND
1,2,4-Trimethylbenzene	**10**	**ug/l**	**10**	**740**
1,2-Dibromo-3-chloropropane	10	ug/l	10	ND
1,2-Dibromoethane	10	ug/l	10	ND
1,2-Dichlorobenzene	10	ug/l	10	ND
1,2-Dichloroethane	10	ug/l	5.0	ND
1,2-Dichloropropane	10	ug/l	10	ND
1,3,5-Trimethylbenzene	**10**	**ug/l**	**10**	**87**
1,3-Dichlorobenzene	10	ug/l	10	ND
1,4-Dichlorobenzene	10	ug/l	10	ND
1,4-Dioxane	10	ug/l	500	ND
2-Butanone	10	ug/l	10	ND
2-Hexanone	10	ug/l	10	ND
4-Isopropyltoluene	10	ug/l	10	ND
4-Methyl-2-pentanone	10	ug/l	10	ND
Acetone	**10**	**ug/l**	**50**	**63**
Benzene	**10**	**ug/l**	**5.0**	**560**
Bromochloromethane	10	ug/l	10	ND
Bromodichloromethane	10	ug/l	10	ND
Bromoform	10	ug/l	10	ND
Bromomethane	10	ug/l	10	ND
Carbon disulfide	10	ug/l	10	ND
Carbon tetrachloride	10	ug/l	10	ND
Chlorobenzene	10	ug/l	10	ND

Sample ID: TWP-2
Lab#: AC98757-001
Matrix: Aqueous

Collection Date: 6/28/2017
Receipt Date: 6/29/2017

Chloroethane	10	ug/l	10	ND
Chloroform	10	ug/l	10	ND
Chloromethane	10	ug/l	10	ND
cis-1,2-Dichloroethene	10	ug/l	10	ND
cis-1,3-Dichloropropene	10	ug/l	10	ND
Cyclohexane	**10**	**ug/l**	**10**	**240**
Dibromochloromethane	10	ug/l	10	ND
Dichlorodifluoromethane	10	ug/l	10	ND
Ethylbenzene	**10**	**ug/l**	**10**	**660**
Isopropylbenzene	**10**	**ug/l**	**10**	**100**
m&p-Xylenes	**10**	**ug/l**	**10**	**960**
Methyl Acetate	10	ug/l	10	ND
Methylcyclohexane	**10**	**ug/l**	**10**	**140**
Methylene chloride	10	ug/l	10	ND
Methyl-t-butyl ether	**10**	**ug/l**	**5.0**	**140**
n-Butylbenzene	10	ug/l	10	ND
n-Propylbenzene	**10**	**ug/l**	**10**	**200**
o-Xylene	**10**	**ug/l**	**10**	**130**
sec-Butylbenzene	**10**	**ug/l**	**10**	**11**
Styrene	10	ug/l	10	ND
t-Butylbenzene	10	ug/l	10	ND
Tetrachloroethene	10	ug/l	10	ND
Toluene	**10**	**ug/l**	**10**	**67**
trans-1,2-Dichloroethene	10	ug/l	10	ND
trans-1,3-Dichloropropene	10	ug/l	10	ND
Trichloroethene	10	ug/l	10	ND
Trichlorofluoromethane	10	ug/l	10	ND
Vinyl chloride	10	ug/l	10	ND
Xylenes (Total)	**10**	**ug/l**	**10**	**1100**

Sample ID: TWP-1
Lab#: AC98757-002
Matrix: Aqueous

Collection Date: 6/29/2017
Receipt Date: 6/29/2017

Metals (single) 6020

Analyte	DF	Units	RL	Result
Lead	**1**	**ug/l**	**3.0**	**27**

Semivolatile Organics (no search) 8270

Analyte	DF	Units	RL	Result
1,1'-Biphenyl	3	ug/l	6.0	ND
1,2,4,5-Tetrachlorobenzene	3	ug/l	6.0	ND
2,3,4,6-Tetrachlorophenol	3	ug/l	6.0	ND
2,4,5-Trichlorophenol	3	ug/l	6.0	ND
2,4,6-Trichlorophenol	3	ug/l	6.0	ND
2,4-Dichlorophenol	3	ug/l	2.4	ND
2,4-Dimethylphenol	**3**	**ug/l**	**1.5**	**10**
2,4-Dinitrophenol	3	ug/l	30	ND
2,4-Dinitrotoluene	3	ug/l	6.0	ND
2,6-Dinitrotoluene	3	ug/l	6.0	ND
2-Chloronaphthalene	3	ug/l	6.0	ND
2-Chlorophenol	3	ug/l	6.0	ND
2-Methylnaphthalene	**3**	**ug/l**	**6.0**	**120**
2-Methylphenol	3	ug/l	1.5	ND
2-Nitroaniline	3	ug/l	6.0	ND
2-Nitrophenol	3	ug/l	6.0	ND
3&4-Methylphenol	3	ug/l	1.5	ND
3,3'-Dichlorobenzidine	3	ug/l	6.0	ND
3-Nitroaniline	3	ug/l	6.0	ND
4,6-Dinitro-2-methylphenol	3	ug/l	30	ND
4-Bromophenyl-phenylether	3	ug/l	6.0	ND
4-Chloro-3-methylphenol	3	ug/l	6.0	ND
4-Chloroaniline	3	ug/l	1.5	ND
4-Chlorophenyl-phenylether	3	ug/l	6.0	ND
4-Nitroaniline	3	ug/l	6.0	ND
4-Nitrophenol	3	ug/l	6.0	ND
Acenaphthene	3	ug/l	6.0	ND
Acenaphthylene	3	ug/l	6.0	ND
Acetophenone	3	ug/l	6.0	ND
Anthracene	3	ug/l	6.0	ND
Atrazine	3	ug/l	6.0	ND
Benzaldehyde	3	ug/l	6.0	ND
Benzo[a]anthracene	3	ug/l	6.0	ND
Benzo[a]pyrene	3	ug/l	6.0	ND
Benzo[b]fluoranthene	3	ug/l	6.0	ND
Benzo[g,h,i]perylene	3	ug/l	6.0	ND
Benzo[k]fluoranthene	3	ug/l	6.0	ND
bis(2-Chloroethoxy)methane	3	ug/l	6.0	ND
bis(2-Chloroethyl)ether	3	ug/l	1.5	ND
bis(2-Chloroisopropyl)ether	3	ug/l	6.0	ND
bis(2-Ethylhexyl)phthalate	3	ug/l	6.0	ND
Butylbenzylphthalate	3	ug/l	6.0	ND
Caprolactam	3	ug/l	6.0	ND
Carbazole	3	ug/l	6.0	ND
Chrysene	3	ug/l	6.0	ND
Dibenzo[a,h]anthracene	3	ug/l	6.0	ND
Dibenzofuran	3	ug/l	1.5	ND
Diethylphthalate	3	ug/l	6.0	ND
Dimethylphthalate	3	ug/l	6.0	ND
Di-n-butylphthalate	3	ug/l	1.5	ND

Sample ID: TWP-1 **Collection Date: 6/29/2017**
Lab#: AC98757-002 **Receipt Date: 6/29/2017**
Matrix: Aqueous

Di-n-octylphthalate	3	ug/l	6.0	ND
Fluoranthene	3	ug/l	6.0	ND
Fluorene	3	ug/l	6.0	ND
Hexachlorobenzene	3	ug/l	6.0	ND
Hexachlorobutadiene	3	ug/l	6.0	ND
Hexachlorocyclopentadiene	3	ug/l	6.0	ND
Hexachloroethane	3	ug/l	6.0	ND
Indeno[1,2,3-cd]pyrene	3	ug/l	6.0	ND
Isophorone	3	ug/l	6.0	ND
Naphthalene	**3**	**ug/l**	**1.5**	**160**
Nitrobenzene	3	ug/l	6.0	ND
N-Nitroso-di-n-propylamine	3	ug/l	1.5	ND
N-Nitrosodiphenylamine	3	ug/l	6.0	ND
Pentachlorophenol	3	ug/l	30	ND
Phenanthrene	3	ug/l	6.0	ND
Phenol	3	ug/l	6.0	ND
Pyrene	3	ug/l	6.0	ND

Volatile Organics (no search) 8260

Analyte	DF	Units	RL	Result
1,1,1-Trichloroethane	20	ug/l	20	ND
1,1,2,2-Tetrachloroethane	20	ug/l	20	ND
1,1,2-Trichloro-1,2,2-trifluoroethane	20	ug/l	20	ND
1,1,2-Trichloroethane	20	ug/l	20	ND
1,1-Dichloroethane	20	ug/l	20	ND
1,1-Dichloroethene	20	ug/l	20	ND
1,2,3-Trichlorobenzene	20	ug/l	20	ND
1,2,4-Trichlorobenzene	20	ug/l	20	ND
1,2,4-Trimethylbenzene	**20**	**ug/l**	**20**	**2500**
1,2-Dibromo-3-chloropropane	20	ug/l	20	ND
1,2-Dibromoethane	20	ug/l	20	ND
1,2-Dichlorobenzene	20	ug/l	20	ND
1,2-Dichloroethane	20	ug/l	10	ND
1,2-Dichloropropane	20	ug/l	20	ND
1,3,5-Trimethylbenzene	**20**	**ug/l**	**20**	**890**
1,3-Dichlorobenzene	20	ug/l	20	ND
1,4-Dichlorobenzene	20	ug/l	20	ND
1,4-Dioxane	20	ug/l	1000	ND
2-Butanone	20	ug/l	20	ND
2-Hexanone	20	ug/l	20	ND
4-Isopropyltoluene	20	ug/l	20	ND
4-Methyl-2-pentanone	20	ug/l	20	ND
Acetone	**20**	**ug/l**	**100**	**140**
Benzene	**20**	**ug/l**	**10**	**94**
Bromochloromethane	20	ug/l	20	ND
Bromodichloromethane	20	ug/l	20	ND
Bromoform	20	ug/l	20	ND
Bromomethane	20	ug/l	20	ND
Carbon disulfide	20	ug/l	20	ND
Carbon tetrachloride	20	ug/l	20	ND
Chlorobenzene	20	ug/l	20	ND
Chloroethane	20	ug/l	20	ND
Chloroform	20	ug/l	20	ND
Chloromethane	20	ug/l	20	ND
cis-1,2-Dichloroethene	20	ug/l	20	ND
cis-1,3-Dichloropropene	20	ug/l	20	ND
Cyclohexane	**20**	**ug/l**	**20**	**830**

Sample ID: TWP-1
Lab#: AC98757-002
Matrix: Aqueous

Collection Date: 6/29/2017
Receipt Date: 6/29/2017

Dibromochloromethane	20	ug/l	20	ND
Dichlorodifluoromethane	20	ug/l	20	ND
Ethylbenzene	**20**	**ug/l**	**20**	**1700**
Isopropylbenzene	**20**	**ug/l**	**20**	**250**
m&p-Xylenes	**20**	**ug/l**	**20**	**4600**
Methyl Acetate	20	ug/l	20	ND
Methylcyclohexane	**20**	**ug/l**	**20**	**550**
Methylene chloride	20	ug/l	20	ND
Methyl-t-butyl ether	20	ug/l	10	ND
n-Butylbenzene	**20**	**ug/l**	**20**	**30**
n-Propylbenzene	**20**	**ug/l**	**20**	**560**
o-Xylene	**20**	**ug/l**	**20**	**410**
sec-Butylbenzene	**20**	**ug/l**	**20**	**25**
Styrene	20	ug/l	20	ND
t-Butylbenzene	20	ug/l	20	ND
Tetrachloroethene	20	ug/l	20	ND
Toluene	**20**	**ug/l**	**20**	**150**
trans-1,2-Dichloroethene	20	ug/l	20	ND
trans-1,3-Dichloropropene	20	ug/l	20	ND
Trichloroethene	20	ug/l	20	ND
Trichlorofluoromethane	20	ug/l	20	ND
Vinyl chloride	20	ug/l	20	ND
Xylenes (Total)	**20**	**ug/l**	**20**	**5000**

HC Reporting Limit Definitions/Data Qualifiers

REPORTING DEFINITIONS

DF = Dilution Factor

MDL = Method Detection Limit

RL* = Reporting Limit

ND = Not Detected

RT = Retention Time

NA = Not Applicable

**Samples with elevated Reporting Limits (RLs) as a result of a dilution may not achieve client reporting limits in some cases. The elevated RLs are unavoidable consequences of sample dilution required to quantitate target analytes that exceed the calibration range of the instrument.*

DATA QUALIFIERS

A- Indicates that the Tentatively Identified Compound (TIC) is suspected to be an aldol-condensation product. These compounds are by-products of acetone and methylene chloride used in the extraction process.

B- Indicates analyte was present in the Method Blank and sample.

d- For Pesticide and PCB analysis, the concentration between primary and secondary columns is greater than 40%. The lower concentration is generally reported.

E- Indicates the concentration exceeded the upper calibration range of the instrument.

J- Indicates the value is estimated because it is either a Tentatively Identified Compound (TIC) or the reported concentration is greater than the MDL but less than the RL. For samples results between the MDL and RL there is a possibility of false positives or misidentification at the quantitation levels. Additionally, the acceptance criteria for QC samples may not be met.

R- Retention Time is out.

Y- Indicates a contaminant found in the blank at less than 10% of the concentration of a contaminant found in the sample.

Laboratory Chronicle

Client: Ransom Environmental Consultants, Inc.
Project: CVS-Yonkers (Riverdale)

HC Project #: 7063017

Lab#: AC98757-001 **Sample ID: TWP-2**

Test Code	Prep Method	Prep Date	By	Analytical Method	Analysis Date	By
Metals (single) 6020	3005&10/3050	07/03/17 07:15	aadewusi	EPA 6020A	7/6/17 15:04	PC
Semivolatile Organics (no search) 8270	3510C/3550C	07/03/17	lynda	EPA 8270D	7/3/17 14:51	AH/JB
Volatile Organics (no search) 8260	EPA5030/5035			EPA 8260C	7/5/17 16:42	SG

Lab#: AC98757-002 **Sample ID: TWP-1**

Test Code	Prep Method	Prep Date	By	Analytical Method	Analysis Date	By
Metals (single) 6020	3005&10/3050	07/03/17 07:15	aadewusi	EPA 6020A	7/6/17 15:08	PC
Semivolatile Organics (no search) 8270	3510C/3550C	07/03/17	lynda	EPA 8270D	7/3/17 19:57	AH/JB
Volatile Organics (no search) 8260	EPA5030/5035			EPA 8260C	7/5/17 17:16	SG

Chain of Custody

7063017 0013

Hampton-Clarke, Inc. (WBE/DBE/SBE)

175 Route 46 West and 2 Madison Road, Fairfield, New Jersey 07004
Ph: 800-426-9992 | 973-244-9770 Fax: 973-244-9787 | 973-439-1458
Service Center: 137-D Gaither Drive, Mount Laurel, New Jersey 08054
Ph (Service Center): 856-780-6057 Fax: 856-780-6056

Hampton-Clarke WBE/DBE/SBE 800-426-9992

A Women-Owned, Disadvantaged, Small Business Enterprise

NELAC/NJ #07071 | PA #68-00463 | NY #11408 | CT #PH-0671 | KY #90124 | DE HSCA Approved

CHAIN OF CUSTODY RECORD

Project # (Lab Use Only): 7063017

Page 1 of 1

Customer Information

1a) Customer: Ransom ENY
Address: 2127 Hamilton Ave
Hamilton, NY
1b) Email/Cell/Fax/Ph: 609-584-0090
1c) Send Invoice to:
1d) Send Report to:

Project Information

2a) Project: CVS - Yonkers (Riverdale)
2b) Project Mgr: Kim Skibo
2c) Project Location (City/State): 372 Riverdale Ave Yonkers, NY
2d) Quote/PO # (If Applicable): 0719

3) Reporting Requirements (Please Circle)

Turnaround	Report Type	Electronic Data Deliv.
When Available:	Summary	NJ Hazsite
1 Business Day (100%)*	Results + QC (Waste)	Excel Reg. NJ / NY / PA
2 Business Days (75%)*	Reduced:	EnviroData
3 Business Days (50%)*	[ ] NJ [✓] NY	EQuIS:
4 Business Days (35%)*	[ ] PA [ ] Other___	[ ] 4-File [ ] EZ
5 Business Days (25%)	NJ Full / NY ASP CatB	[ ] NYDEC
8 Business Days (Stand.)	NY ASP CatA	[ ] Region 2 or 5
Other:		Other:

* Expedited TAT Not Always Available. Please Check with Lab.

FOR LAB USE ONLY ↓

Batch # AC58757

===> Check If Contingent ===>

Matrix Codes

DW - Drinking Water; S - Soil; A - Air; GW - Ground Water; SL - Sludge; WW - Waste Water; OL - Oil; OT - Other (please specify under item 9, Comments)

7) Analysis (specify methods & parameter lists)

<=== Check If Contingent <===

Lab Sample #	4) Customer Sample ID	5) Matrix	6) Sample Date	6) Sample Time	Composite (C)	Grab (G)	TCL/CP-51 VOCs	TCL/CP-51 SVOCs	Lead	8) # of Bottles None	MeOH	En Core	NaOH	HCl	H2SO4	HNO3	Other:	9) Comments
001	TWP-2	GW	6/28/17	1755			✓	✓	✓	1				3		1		Low volume BNs
002	TWP-1	GW	6/29/17	1100			✓	✓	✓	1				3		1		Low volume BNs

10) Relinquished by:	Accepted by:	Date	Time
[signature]	[signature]	6/29/17	15:25
[signature]	[signature]	6/29/17	16:55

11) Sampler (print name): Lauren Rojewski Date: 6/29/17

Additional Notes

Comments, Notes, Special Requirements, HAZARDS

Indicate if low-level methods required to meet current groundwater standards (SPLP for soil):
- [ ] BN or BNA (8270D SIM)
- [ ] VOC (8260C SIM or 8011)
- [ ] SPLP (BN, BNA, Metals)
- [ ] 1,4 Dioxane

For NJ LSRP projects, indicate which standards need to be met:
- [ ] NJDEP GWQS
- [ ] NJDEP SRS
- [ ] NJDEP SPLP
- [ ] Other (specify):

Check if applicable:
- [ ] Project-Specific Reporting Limits
- [ ] High Contaminant Concentrations
- [ ] NJ LSRP Project (also check boxes above/right)

Cooler Temperature: 3.0

Please note NUMBERED items. If not completed your analytical work may be delayed.
A fee of $5/sample will be assessed for storage should sample not be activated for any analysis.

Internal use: sampling plan (check box) HC [ ] or client [ ] FSP#

CONDITION UPON RECEIPT

Batch Number AC98757

Entered By: Ricardo
Date Entered 6/30/2017 11:55:00 AM

1	Yes	Is there a corresponding COC included with the samples?
2	Yes	Are the samples in a container such as a cooler or Ice chest?
3	NO	Are the COC seals intact?
4	T0054	<--- Thermometer ID. Please specify the Temperature inside the container (in degC). 3.0
5	Yes	Are the samples refrigerated (where required)/have they arrived on ice?
6	Yes	Are the samples within the holding times for the parameters listed on the COC? IF no, list parameters and samples:
7	Yes	Are all of the sample bottles intact? If no, specify sample numbers broken/leaking
8	Yes	Are all of the sample labels or numbers legible? If no specify:
9	Yes	Do the contents match the COC? If no, specify
10	NO	Is there enough sample sent for the analyses listed on the COC? If no, specify: ONLY ONE LITER AMBER RECEIVED FOR BOTH SVOC SAMPLES. LIMITED VOLUME
11	Yes	Are samples preserved correctly?
12	Yes	Was temperature blank present (Place comment below if not)? If not was temperature of samples verified?
13	NA	Other comments ...Specify
14	NA	Corrective actions (Specify item number and corrective action taken).

PRESERVATION DOCUMENT

Batch Number AC98757

Entered By: Ricardo
Date Entered 6/30/2017 11:55:00 AM

Lab#:	Container Size	Container/Vial Check	Parameter	Preservative	Preservative Lot#	PH	pH Lot#
AC98757-001	40ML	G	VO	HCL	1621118	1	HC693124
AC98757-001	1L	P	METALS	HNO3	162027	1	HC693124
AC98757-002	40ML	G	VO	HCL	1621118	1	HC693124
AC98757-002	1L	P	METALS	HNO3	162027	1	HC693124

Internal Chain of Custody

Lab#:	DateTime:	Loc or User	Bot Nu	A/M	Analysis
AC98757-001	06/29/17 16:55	RICAR	0	M	Received
AC98757-001	06/30/17 11:55	RICAR	0	M	Login
AC98757-001	07/01/17 08:49	R31	1	A	PH/CHECK
AC98757-001	07/01/17 08:51	R31	2	A	NONE
AC98757-001	07/03/17 14:41	WP	2	A	VOA
AC98757-001	07/01/17 08:51	R31	3	A	NONE
AC98757-001	07/05/17 14:50	WP	3	A	VOA
AC98757-001	06/30/17 15:05	R12	4	A	NONE
AC98757-001	07/03/17 08:23	LV	4	A	BN/BNA
AC98757-001	07/03/17 09:13	R12	4	A	NONE
AC98757-001	06/30/17 15:05	R12	5	A	NONE
AC98757-001	07/03/17 10:03	R12	5	A	NONE
AC98757-001	07/03/17 10:03	AM	5	A	TDWI
AC98757-002	06/29/17 16:55	RICAR	0	M	Received
AC98757-002	06/30/17 11:55	RICAR	0	M	Login
AC98757-002	07/01/17 08:49	R31	1	A	PH/CHECK
AC98757-002	07/01/17 08:51	R31	2	A	NONE
AC98757-002	07/03/17 14:41	WP	2	A	VOA
AC98757-002	07/01/17 08:51	R31	3	A	NONE
AC98757-002	07/05/17 14:50	WP	3	A	VOA
AC98757-002	06/30/17 15:05	R12	4	A	NONE
AC98757-002	07/03/17 08:23	LV	4	A	BN/BNA
AC98757-002	07/03/17 09:13	R12	4	A	NONE
AC98757-002	06/30/17 15:05	R12	5	A	NONE
AC98757-002	07/03/17 10:03	R12	5	A	NONE
AC98757-002	07/03/17 10:03	AM	5	A	TDWI

Lab#:	DateTime:	Loc or User	Bot Nu	A/M	Analysis

Samples marked as received are stored in coolers or refrigerator R12, or R24 at 4 deg C until Login

Volatile Data

Form1

ORGANICS VOLATILE REPORT

Sample Number: AC98757-001(10X)
Client Id: TWP-2
Data File: 3M113199.D
Analysis Date: 07/05/17 16:42
Date Rec/Extracted: 06/29/17-NA
Column: DB-624 25M 0.200mm ID 1.12um film

Method: EPA 8260C
Matrix: Aqueous
Initial Vol: 5ml
Final Vol: NA
Dilution: 10.0
Solids: 0

Units: ug/L

Cas #	Compound	RL	Conc	Cas #	Compound	RL	Conc
71-55-6	1,1,1-Trichloroethane	10	U	108-90-7	Chlorobenzene	10	U
79-34-5	1,1,2,2-Tetrachloroethane	10	U	75-00-3	Chloroethane	10	U
76-13-1	1,1,2-Trichloro-1,2,2-trifluor	10	U	67-66-3	Chloroform	10	U
79-00-5	1,1,2-Trichloroethane	10	U	74-87-3	Chloromethane	10	U
75-34-3	1,1-Dichloroethane	10	U	156-59-2	cis-1,2-Dichloroethene	10	U
75-35-4	1,1-Dichloroethene	10	U	10061-01-5	cis-1,3-Dichloropropene	10	U
87-61-6	1,2,3-Trichlorobenzene	10	U	**110-82-7**	**Cyclohexane**	**10**	**240**
120-82-1	1,2,4-Trichlorobenzene	10	U	124-48-1	Dibromochloromethane	10	U
95-63-6	**1,2,4-Trimethylbenzene**	**10**	**740**	75-71-8	Dichlorodifluoromethane	10	U
96-12-8	1,2-Dibromo-3-Chloropropa	10	U	**100-41-4**	**Ethylbenzene**	**10**	**660**
106-93-4	1,2-Dibromoethane	10	U	**98-82-8**	**Isopropylbenzene**	**10**	**100**
95-50-1	1,2-Dichlorobenzene	10	U	**79601-23-1**	**m&p-Xylenes**	**10**	**960**
107-06-2	1,2-Dichloroethane	5.0	U	79-20-9	Methyl Acetate	10	U
78-87-5	1,2-Dichloropropane	10	U	**108-87-2**	**Methylcyclohexane**	**10**	**140**
108-67-8	**1,3,5-Trimethylbenzene**	**10**	**87**	75-09-2	Methylene Chloride	10	U
541-73-1	1,3-Dichlorobenzene	10	U	**1634-04-4**	**Methyl-t-butyl ether**	**5.0**	**140**
106-46-7	1,4-Dichlorobenzene	10	U	104-51-8	n-Butylbenzene	10	U
123-91-1	1,4-Dioxane	500	U	**103-65-1**	**n-Propylbenzene**	**10**	**200**
78-93-3	2-Butanone	10	U	**95-47-6**	**o-Xylene**	**10**	**130**
591-78-6	2-Hexanone	10	U	**135-98-8**	**sec-Butylbenzene**	**10**	**11**
99-87-6	4-Isopropyltoluene	10	U	100-42-5	Styrene	10	U
108-10-1	4-Methyl-2-Pentanone	10	U	98-06-6	t-Butylbenzene	10	U
67-64-1	**Acetone**	**50**	**63**	127-18-4	Tetrachloroethene	10	U
71-43-2	**Benzene**	**5.0**	**560**	**108-88-3**	**Toluene**	**10**	**67**
74-97-5	Bromochloromethane	10	U	156-60-5	trans-1,2-Dichloroethene	10	U
75-27-4	Bromodichloromethane	10	U	10061-02-6	trans-1,3-Dichloropropene	10	U
75-25-2	Bromoform	10	U	79-01-6	Trichloroethene	10	U
74-83-9	Bromomethane	10	U	75-69-4	Trichlorofluoromethane	10	U
75-15-0	Carbon Disulfide	10	U	75-01-4	Vinyl Chloride	10	U
56-23-5	Carbon Tetrachloride	10	U	**1330-20-7**	**Xylenes (Total)**	**10**	**1100**

Worksheet #: 429492 *Total Target Concentration* 4100 ColumnID: (^) Indicates results from 2nd column

U - Indicates the compound was analyzed but not detected.
B - Indicates the analyte was found in the blank as well as in the sample.
E - Indicates the analyte concentration exceeds the calibration range of the instrument.
R - Retention Time Out
J - Indicates an estimated value when a compound is detected at less than the specified detection limit.
d - Pesticide %Diff>40% between columns due to coelution. Lower concentration usea
Chlordane (Total) is sum of a-Chlordane and y-Chlordane.

Quantitation Report (QT Reviewed)

7063017 0019

SampleID : AC98757-001(10X) Operator : SG Qt Meth : 3M_A0614.M
Data File: 3M113199.D Sam Mult : 1 Vial# : 28 Qt On : 07/05/17 17:18
Acq On : 07/ 5/17 16:42 Misc : A,5ML!3 Qt Upd On: 06/14/17 12:40

Data Path : G:\GcMsData\2017\GCMS_3\Data\07-05-17\
Qt Path : G:\GcMsData\2017\GCMS_3\MethodQt\
Qt Resp Via : Initial Calibration

Compound	R.T.	QIon	Response	Conc	Units	Dev(Min)
Internal Standards						
4) Fluorobenzene	4.929	96	271116	30.00	ug/l	-0.01
52) Chlorobenzene-d5	6.773	117	202943	30.00	ug/l	-0.01
70) 1,4-Dichlorobenzene-d4	8.220	152	83629	30.00	ug/l	0.00
System Monitoring Compounds						
37) Dibromofluoromethane	4.502	111	75888	34.55	ug/l	-0.01
Spiked Amount 30.000			Recovery	=	115.17%	
39) 1,2-Dichloroethane-d4	4.724	67	55253	33.60	ug/l	-0.01
Spiked Amount 30.000			Recovery	=	112.00%	
66) Toluene-d8	5.890	98	267048	29.77	ug/l	-0.01
Spiked Amount 30.000			Recovery	=	99.23%	
76) Bromofluorobenzene	7.482	174	85153	29.66	ug/l	-0.01
Spiked Amount 30.000			Recovery	=	98.87%	
Target Compounds						Qvalue
19) Acetone	2.838	43	4672	6.2589	ug/l	86
26) Methyl-t-butyl ether	3.403	73	78361	14.1026	ug/l	71
38) Cyclohexane	4.562	56	43115	24.2398	ug/l	94
46) Methylcyclohexane	5.277	83	19074	14.3197	ug/l	96
50) Benzene	4.766	78	395975	56.0539	ug/l	100
67) Toluene	5.932	92	29554	6.7186	ug/l	94
74) Ethylbenzene	6.833	106	100096	65.8721	ug/l	88
78) m&p-Xylenes	6.899	106	233865	96.4708	ug/l	99
79) o-Xylene	7.151	106	33090	12.7706	ug/l	80
84) Isopropylbenzene	7.367	105	52871	10.3369	ug/l	98
91) n-Propylbenzene	7.620	91	107039	19.9634	ug/l	99
93) 1,3,5-Trimethylbenzene	7.710	105	29928m	8.7497	ug/l	
96) 1,2,4-Trimethylbenzene	7.962	105	325424	74.1999	ug/l	95
97) sec-Butylbenzene	8.070	105	5230	1.1147	ug/l	83

(#) = qualifier out of range (m) = manual integration (+) = signals summed

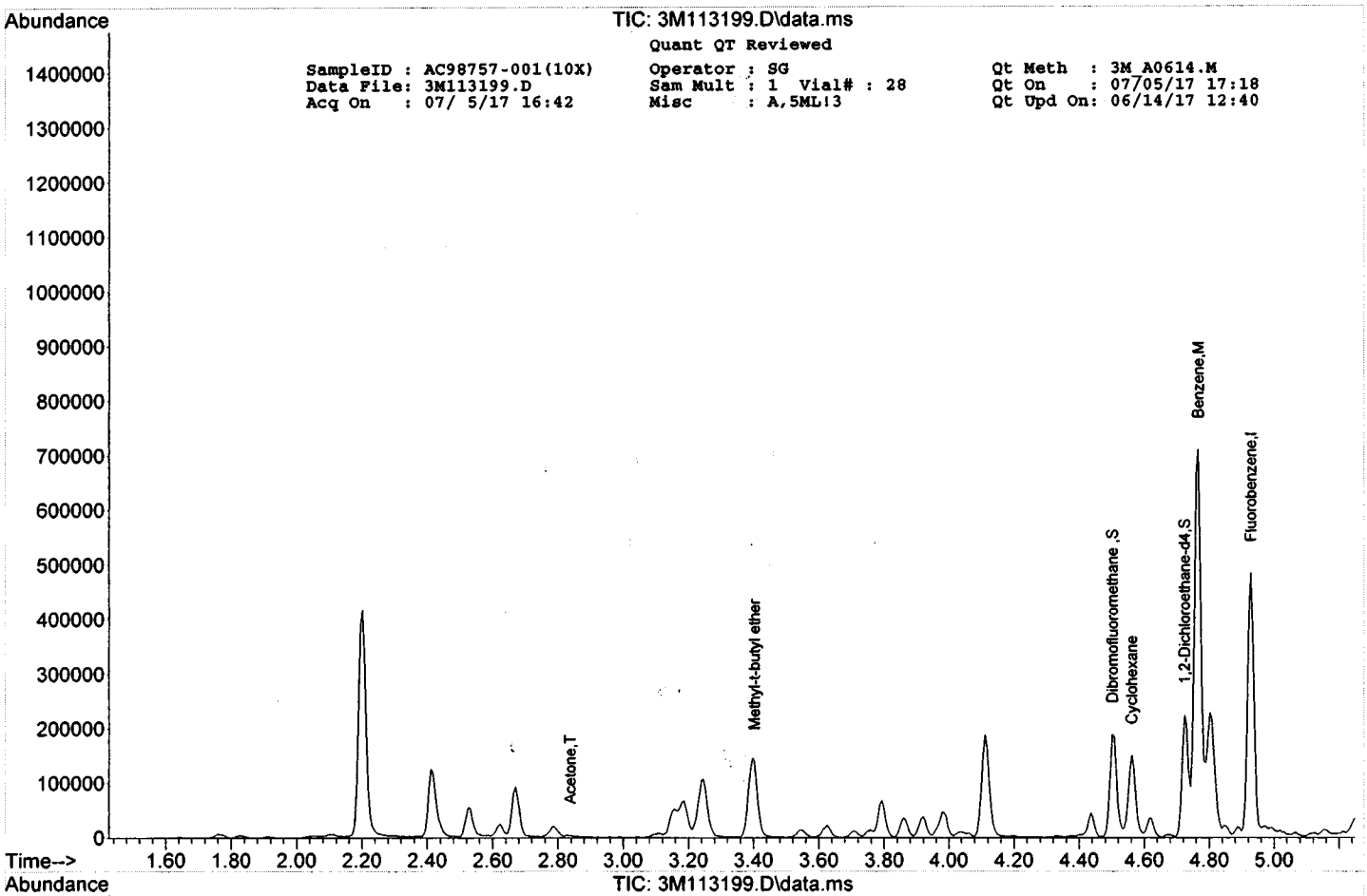
Abundance
TIC: 3M113199.D\data.ms
Quant QT Reviewed
SampleID : AC98757-001(10X)
Data File: 3M113199.D
Acq On : 07/ 5/17 16:42
Operator : SG
Sam Mult : 1 Vial# : 28
Misc : A,5ML;3
Qt Meth : 3M_A0614.M
Qt On : 07/05/17 17:18
Qt Upd On: 06/14/17 12:40
Acetone,T
Methyl-t-butyl ether
Dibromofluoromethane,S
Cyclohexane
1,2-Dichloroethane-d4,S
Benzene,M
Fluorobenzene,I
Time-->

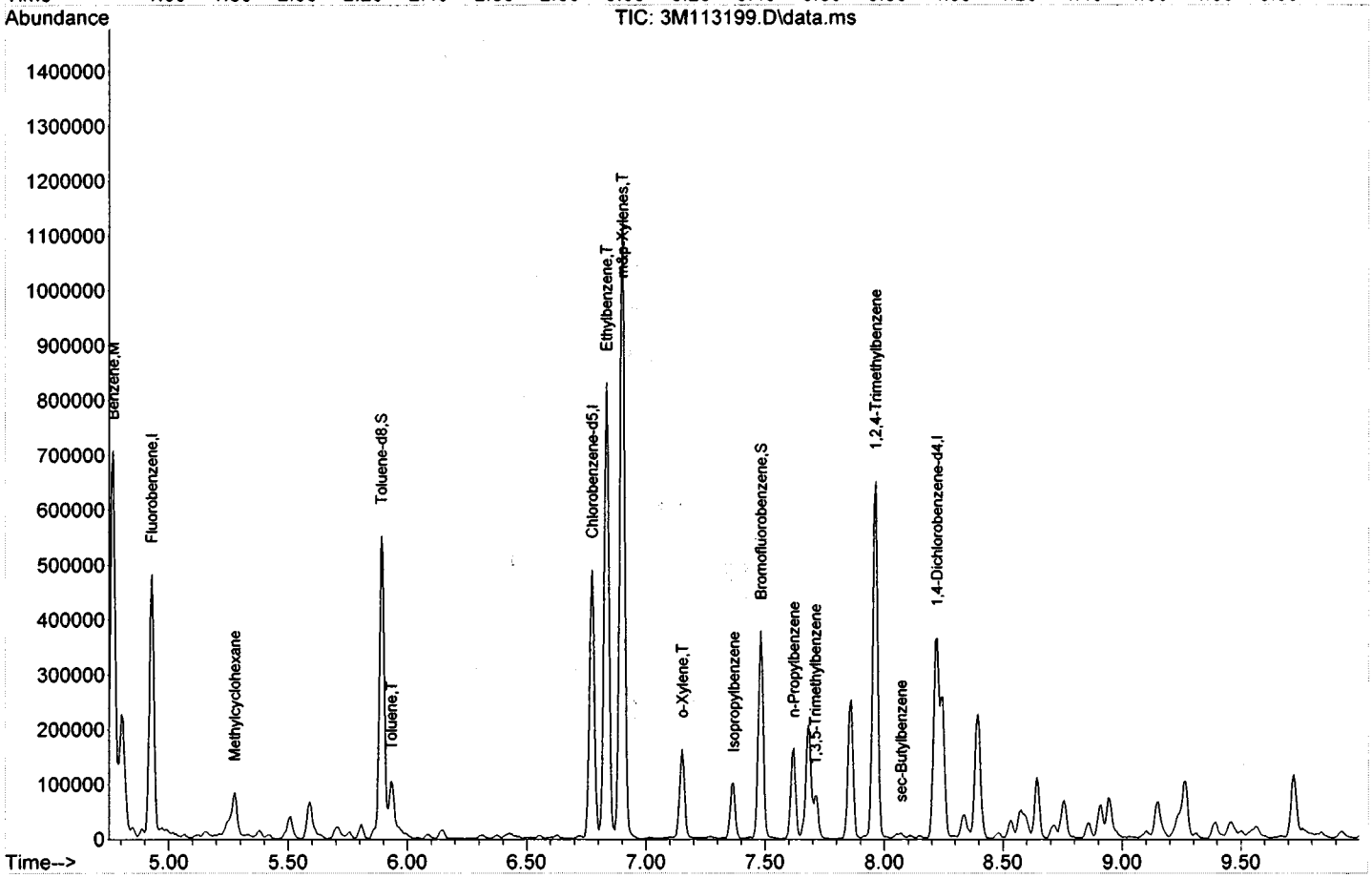
Abundance
TIC: 3M113199.D\data.ms
Benzene,M
Fluorobenzene,I
Methylcyclohexane
Toluene-d8,S
Toluene,T
Chlorobenzene-d5,I
Ethylbenzene,T
m&p-Xylenes,T
o-Xylene,T
Isopropylbenzene
Bromofluorobenzene,S
n-Propylbenzene
1,3,5-Trimethylbenzene
1,2,4-Trimethylbenzene
sec-Butylbenzene
1,4-Dichlorobenzene-d4,I
Time-->

Form1

ORGANICS VOLATILE REPORT

Sample Number: AC98757-002(20X)
Client Id: TWP-1
Data File: 3M113201.D
Analysis Date: 07/05/17 17:16
Date Rec/Extracted: 06/29/17-NA
Column: DB-624 25M 0.200mm ID 1.12um film

Method: EPA 8260C
Matrix: Aqueous
Initial Vol: 5ml
Final Vol: NA
Dilution: 20.0
Solids: 0

Units: ug/L

Cas #	Compound	RL	Conc	Cas #	Compound	RL	Conc
71-55-6	1,1,1-Trichloroethane	20	U	108-90-7	Chlorobenzene	20	U
79-34-5	1,1,2,2-Tetrachloroethane	20	U	75-00-3	Chloroethane	20	U
76-13-1	1,1,2-Trichloro-1,2,2-trifluor	20	U	67-66-3	Chloroform	20	U
79-00-5	1,1,2-Trichloroethane	20	U	74-87-3	Chloromethane	20	U
75-34-3	1,1-Dichloroethane	20	U	156-59-2	cis-1,2-Dichloroethene	20	U
75-35-4	1,1-Dichloroethene	20	U	10061-01-5	cis-1,3-Dichloropropene	20	U
87-61-6	1,2,3-Trichlorobenzene	20	U	**110-82-7**	**Cyclohexane**	**20**	**830**
120-82-1	1,2,4-Trichlorobenzene	20	U	124-48-1	Dibromochloromethane	20	U
95-63-6	**1,2,4-Trimethylbenzene**	**20**	**2500**	75-71-8	Dichlorodifluoromethane	20	U
96-12-8	1,2-Dibromo-3-Chloropropa	20	U	**100-41-4**	**Ethylbenzene**	**20**	**1700**
106-93-4	1,2-Dibromoethane	20	U	**98-82-8**	**Isopropylbenzene**	**20**	**250**
95-50-1	1,2-Dichlorobenzene	20	U	**79601-23-1**	**m&p-Xylenes**	**20**	**4600**
107-06-2	1,2-Dichloroethane	10	U	79-20-9	Methyl Acetate	20	U
78-87-5	1,2-Dichloropropane	20	U	**108-87-2**	**Methylcyclohexane**	**20**	**550**
108-67-8	**1,3,5-Trimethylbenzene**	**20**	**890**	75-09-2	Methylene Chloride	20	U
541-73-1	1,3-Dichlorobenzene	20	U	1634-04-4	Methyl-t-butyl ether	10	U
106-46-7	1,4-Dichlorobenzene	20	U	**104-51-8**	**n-Butylbenzene**	**20**	**30**
123-91-1	1,4-Dioxane	1000	U	**103-65-1**	**n-Propylbenzene**	**20**	**560**
78-93-3	2-Butanone	20	U	**95-47-6**	**o-Xylene**	**20**	**410**
591-78-6	2-Hexanone	20	U	**135-98-8**	**sec-Butylbenzene**	**20**	**25**
99-87-6	4-Isopropyltoluene	20	U	100-42-5	Styrene	20	U
108-10-1	4-Methyl-2-Pentanone	20	U	98-06-6	t-Butylbenzene	20	U
67-64-1	**Acetone**	**100**	**140**	127-18-4	Tetrachloroethene	20	U
71-43-2	**Benzene**	**10**	**94**	**108-88-3**	**Toluene**	**20**	**150**
74-97-5	Bromochloromethane	20	U	156-60-5	trans-1,2-Dichloroethene	20	U
75-27-4	Bromodichloromethane	20	U	10061-02-6	trans-1,3-Dichloropropene	20	U
75-25-2	Bromoform	20	U	79-01-6	Trichloroethene	20	U
74-83-9	Bromomethane	20	U	75-69-4	Trichlorofluoromethane	20	U
75-15-0	Carbon Disulfide	20	U	75-01-4	Vinyl Chloride	20	U
56-23-5	Carbon Tetrachloride	20	U	**1330-20-7**	**Xylenes (Total)**	**20**	**5000**

Worksheet #: 429492 *Total Target Concentration* 13000 ColumnID: (^) Indicates results from 2nd column

U - Indicates the compound was analyzed but not detected.
B - Indicates the analyte was found in the blank as well as in the sample.
E - Indicates the analyte concentration exceeds the calibration range of the instrument.
R - Retention Time Out
J - Indicates an estimated value when a compound is detected at less than the specified detection limit.
d - Pesticide %Diff>40% between columns due to coelution. Lower concentration usea
Chlordane (Total) is sum of a-Chlordane and y-Chlordane.

Quantitation Report (QT Reviewed)

7063017 0022

SampleID : AC98757-002(20X) Operator : SG Qt Meth : 3M_A0614.M
Data File: 3M113201.D Sam Mult : 1 Vial# : 30 Qt On : 07/05/17 17:48
Acq On : 07/ 5/17 17:16 Misc : A,5ML!3 Qt Upd On: 06/14/17 12:40

Data Path : G:\GcMsData\2017\GCMS_3\Data\07-05-17\
Qt Path : G:\GcMsData\2017\GCMS_3\MethodQt\
Qt Resp Via : Initial Calibration

Compound	R.T.	QIon	Response	Conc	Units	Dev(Min)
Internal Standards						
4) Fluorobenzene	4.934	96	220600	30.00	ug/l	0.00
52) Chlorobenzene-d5	6.779	117	165964	30.00	ug/l	0.00
70) 1,4-Dichlorobenzene-d4	8.220	152	67858	30.00	ug/l	0.00
System Monitoring Compounds						
37) Dibromofluoromethane	4.508	111	61122	34.20	ug/l	0.00
Spiked Amount 30.000			Recovery	=	114.00%	
39) 1,2-Dichloroethane-d4	4.730	67	47828	35.74	ug/l	0.00
Spiked Amount 30.000			Recovery	=	119.13%	
66) Toluene-d8	5.895	98	217063	29.59	ug/l	0.00
Spiked Amount 30.000			Recovery	=	98.63%	
76) Bromofluorobenzene	7.487	174	70479	30.25	ug/l	0.00
Spiked Amount 30.000			Recovery	=	100.83%	
Target Compounds						Qvalue
19) Acetone	2.838	43	4378	7.2081	ug/l	85
38) Cyclohexane	4.568	56	60024	41.6637	ug/l	88
46) Methylcyclohexane	5.283	83	29854	27.6288	ug/l	92
50) Benzene	4.766	78	27153	4.7240	ug/l	100
67) Toluene	5.938	92	26298	7.3105	ug/l	74
74) Ethylbenzene	6.839	106	105104	85.2432	ug/l	86
78) m&p-Xylenes	6.905	106	448080	227.7939	ug/l	97
79) o-Xylene	7.157	106	42713	20.3157	ug/l	85
84) Isopropylbenzene	7.367	105	51892	12.5034	ug/l	98
91) n-Propylbenzene	7.625	91	122184	28.0843	ug/l	99
93) 1,3,5-Trimethylbenzene	7.722	105	123802	44.6065	ug/l	96
96) 1,2,4-Trimethylbenzene	7.968	105	446489	125.4644	ug/l	95
97) sec-Butylbenzene	8.076	105	4756	1.2493	ug/l	83
99) n-Butylbenzene	8.412	91	5644m	1.5207	ug/l	

(#) = qualifier out of range (m) = manual integration (+) = signals summed

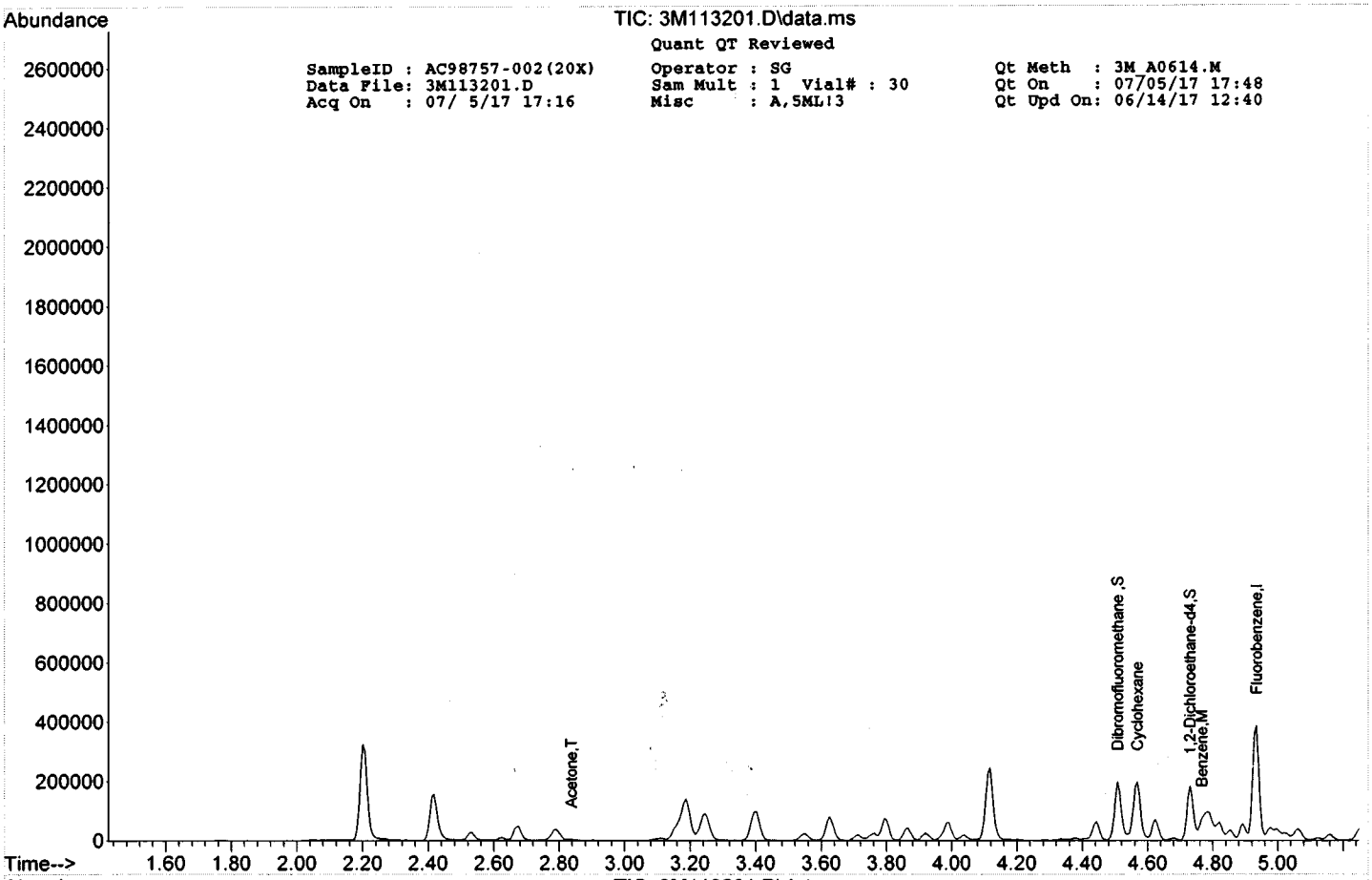
Abundance
TIC: 3M113201.D\data.ms
Quant QT Reviewed
SampleID : AC98757-002(20X)
Data File: 3M113201.D
Acq On : 07/ 5/17 17:16
Operator : SG
Sam Mult : 1 Vial# : 30
Misc : A,5ML!3
Qt Meth : 3M_A0614.M
Qt On : 07/05/17 17:48
Qt Upd On: 06/14/17 12:40
Acetone,T
Dibromofluoromethane,S
Cyclohexane
1,2-Dichloroethane-d4,S
Benzene,M
Fluorobenzene,I
Time-->

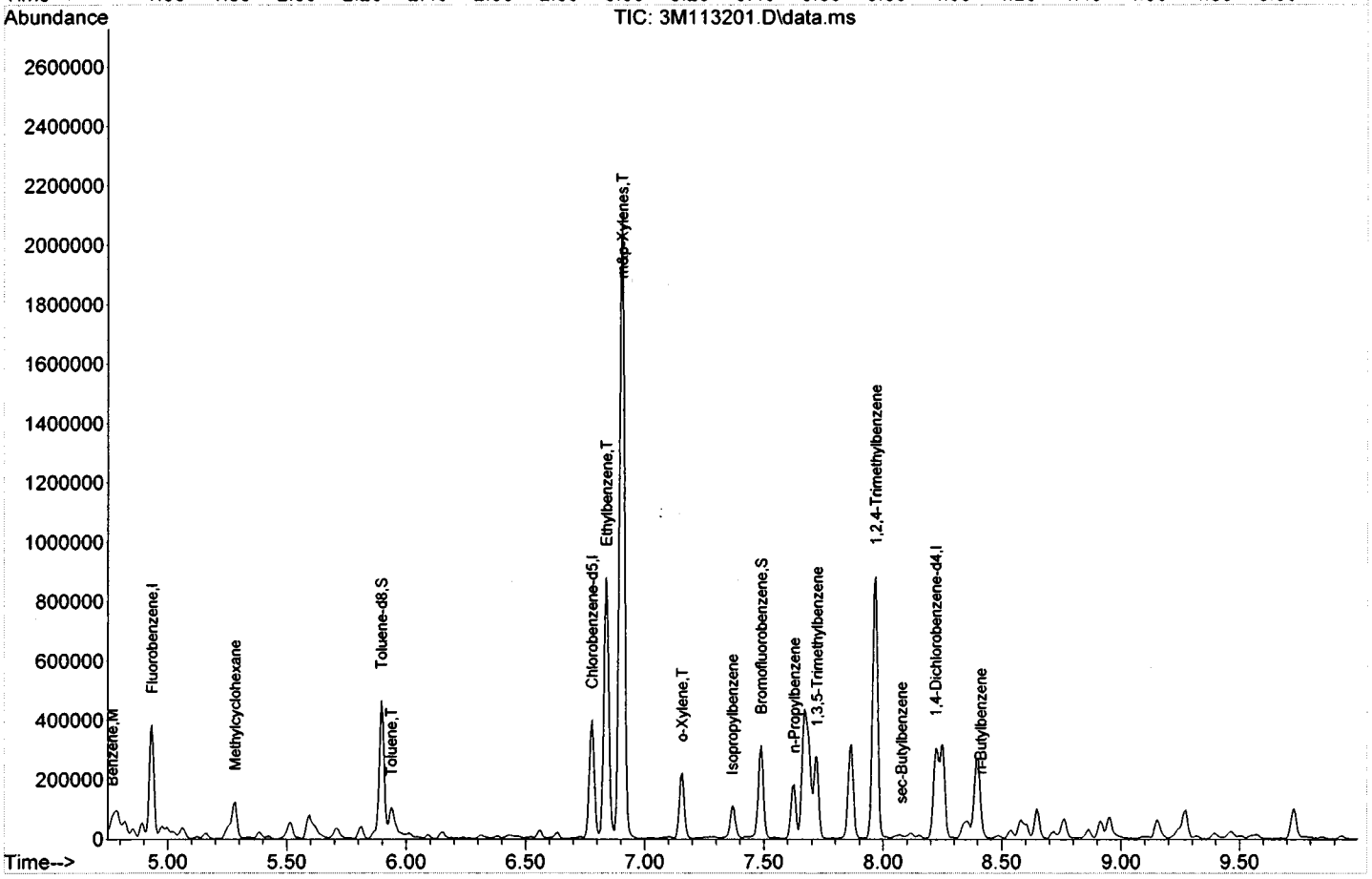
Abundance
TIC: 3M113201.D\data.ms
Benzene,M
Fluorobenzene,I
Methylcyclohexane
Toluene-d8,S
Toluene,T
Chlorobenzene-d5,I
Ethylbenzene,T
m&p-Xylenes,T
o-Xylene,T
Isopropylbenzene
Bromofluorobenzene,S
n-Propylbenzene
1,3,5-Trimethylbenzene
1,2,4-Trimethylbenzene
sec-Butylbenzene
1,4-Dichlorobenzene-d4,I
tButylbenzene
Time-->

Form1

ORGANICS VOLATILE REPORT

Sample Number: DAILY BLANK
Client Id:
Data File: 3M113178.D
Analysis Date: 07/05/17 10:40
Date Rec/Extracted:
Column: DB-624 25M 0.200mm ID 1.12um film

Method: EPA 8260C
Matrix: Aqueous
Initial Vol: 5ml
Final Vol: NA
Dilution: 1.00
Solids: 0

Units: ug/L

Cas #	Compound	RL	Conc	Cas #	Compound	RL	Conc
71-55-6	1,1,1-Trichloroethane	1.0	U	108-90-7	Chlorobenzene	1.0	U
79-34-5	1,1,2,2-Tetrachloroethane	1.0	U	75-00-3	Chloroethane	1.0	U
76-13-1	1,1,2-Trichloro-1,2,2-trifluor	1.0	U	67-66-3	Chloroform	1.0	U
79-00-5	1,1,2-Trichloroethane	1.0	U	74-87-3	Chloromethane	1.0	U
75-34-3	1,1-Dichloroethane	1.0	U	156-59-2	cis-1,2-Dichloroethene	1.0	U
75-35-4	1,1-Dichloroethene	1.0	U	10061-01-5	cis-1,3-Dichloropropene	1.0	U
87-61-6	1,2,3-Trichlorobenzene	1.0	U	110-82-7	Cyclohexane	1.0	U
120-82-1	1,2,4-Trichlorobenzene	1.0	U	124-48-1	Dibromochloromethane	1.0	U
95-63-6	1,2,4-Trimethylbenzene	1.0	U	75-71-8	Dichlorodifluoromethane	1.0	U
96-12-8	1,2-Dibromo-3-Chloropropa	1.0	U	100-41-4	Ethylbenzene	1.0	U
106-93-4	1,2-Dibromoethane	1.0	U	98-82-8	Isopropylbenzene	1.0	U
95-50-1	1,2-Dichlorobenzene	1.0	U	79601-23-1	m&p-Xylenes	1.0	U
107-06-2	1,2-Dichloroethane	0.50	U	79-20-9	Methyl Acetate	1.0	U
78-87-5	1,2-Dichloropropane	1.0	U	108-87-2	Methylcyclohexane	1.0	U
108-67-8	1,3,5-Trimethylbenzene	1.0	U	75-09-2	Methylene Chloride	1.0	U
541-73-1	1,3-Dichlorobenzene	1.0	U	1634-04-4	Methyl-t-butyl ether	0.50	U
106-46-7	1,4-Dichlorobenzene	1.0	U	104-51-8	n-Butylbenzene	1.0	U
123-91-1	1,4-Dioxane	50	U	103-65-1	n-Propylbenzene	1.0	U
78-93-3	2-Butanone	1.0	U	95-47-6	o-Xylene	1.0	U
591-78-6	2-Hexanone	1.0	U	135-98-8	sec-Butylbenzene	1.0	U
99-87-6	4-Isopropyltoluene	1.0	U	100-42-5	Styrene	1.0	U
108-10-1	4-Methyl-2-Pentanone	1.0	U	98-06-6	t-Butylbenzene	1.0	U
67-64-1	Acetone	5.0	U	127-18-4	Tetrachloroethene	1.0	U
71-43-2	Benzene	0.50	U	108-88-3	Toluene	1.0	U
74-97-5	Bromochloromethane	1.0	U	156-60-5	trans-1,2-Dichloroethene	1.0	U
75-27-4	Bromodichloromethane	1.0	U	10061-02-6	trans-1,3-Dichloropropene	1.0	U
75-25-2	Bromoform	1.0	U	79-01-6	Trichloroethene	1.0	U
74-83-9	Bromomethane	1.0	U	75-69-4	Trichlorofluoromethane	1.0	U
75-15-0	Carbon Disulfide	1.0	U	75-01-4	Vinyl Chloride	1.0	U
56-23-5	Carbon Tetrachloride	1.0	U				

Worksheet #: 429492 *Total Target Concentration* 0 ColumnID: (^) Indicates results from 2nd column

U - Indicates the compound was analyzed but not detected.
B - Indicates the analyte was found in the blank as well as in the sample.
E - Indicates the analyte concentration exceeds the calibration range of the instrument.
R - Retention Time Out
J - Indicates an estimated value when a compound is detected at less than the specified detection limit.
d - Pesticide %Diff>40% between columns due to coelution. Lower concentration usea
Chlordane (Total) is sum of a-Chlordane and y-Chlordane.

Quantitation Report (QT Reviewed)

7063017 0025

SampleID : DAILY BLANK
Data File: 3M113178.D
Acq On : 07/ 5/17 10:40

Operator : SG
Sam Mult : 1 Vial# : 12
Misc : A,5ML

Qt Meth : 3M_A0614.M
Qt On : 07/05/17 12:22
Qt Upd On: 06/14/17 12:40

Data Path : G:\GcMsData\2017\GCMS_3\Data\07-05-17\
Qt Path : G:\GcMsData\2017\GCMS_3\MethodQt\
Qt Resp Via : Initial Calibration

Compound	R.T.	QIon	Response	Conc	Units	Dev(Min)
Internal Standards						
4) Fluorobenzene	4.934	96	209590	30.00	ug/l	0.00
52) Chlorobenzene-d5	6.773	117	170741	30.00	ug/l	-0.01
70) 1,4-Dichlorobenzene-d4	8.220	152	69019	30.00	ug/l	0.00
System Monitoring Compounds						
37) Dibromofluoromethane	4.508	111	60933	35.88	ug/l	0.00
Spiked Amount 30.000			Recovery = 119.60%			
39) 1,2-Dichloroethane-d4	4.730	67	45347	35.67	ug/l	0.00
Spiked Amount 30.000			Recovery = 118.90%			
66) Toluene-d8	5.896	98	213364	28.27	ug/l	0.00
Spiked Amount 30.000			Recovery = 94.23%			
76) Bromofluorobenzene	7.481	174	70017	29.55	ug/l	-0.01
Spiked Amount 30.000			Recovery = 98.50%			
Target Compounds						Qvalue

(#) = qualifier out of range (m) = manual integration (+) = signals summed


Abundance
TIC: 3M113178.D\data.ms
Quant QT Reviewed
SampleID : DAILY BLANK
Data File: 3M113178.D
Acq On : 07/ 5/17 10:40
Operator : SG
Sam Mult : 1 Vial# : 12
Misc : A,5ML
Qt Meth : 3M_A0614.M
Qt On : 07/05/17 12:22
Qt Upd On: 06/14/17 12:40
Dibromofluoromethane ,S
1,2-Dichloroethane-d4,S
Fluorobenzene,I
Toluene-d8,S
Chlorobenzene-d5,I
Bromofluorobenzene,S
1,4-Dichlorobenzene-d4,I
Time-->

FORM2

Surrogate Recovery

Method: EPA 8260C

Dfile	Sample#	Matrix	Date/Time	Surr Dil	Dilute Out Flag	Column1 S1 Recov	Column1 S2 Recov	Column1 S3 Recov	Column1 S4 Recov	Column0 S5 Recov	Column0 S6 Recov
3M113178.D	DAILY BLANK	A	07/05/17 10:40	1		120	119	94	98		
3M113199.D	AC98757-001(10X)	A	07/05/17 16:42	1		115	112	99	99		
3M113201.D	AC98757-002(20X)	A	07/05/17 17:16	1		114	119	99	101		
3M113179.D	MBS61557	A	07/05/17 10:57	1		120	114	95	101		
3M113188.D	AC98778-008(T)	A	07/05/17 13:28	1		118	113	100	98		
3M113190.D	AC98778-008(T:MS)	A	07/05/17 14:12	1		120	115	99	101		
3M113191.D	AC98778-008(T:MSD)	A	07/05/17 14:28	1		119	117	97	98		

Flags: SD=Surrogate diluted out
*=Surrogate out

Method: EPA 8260C

Aqueous Laboratory Limits

Compound	Spike Amt	Limits
S1=Dibromofluoromethane	30	73-131
S2=1,2-Dichloroethane-d4	30	78-128
S3=Toluene-d8	30	79-111
S4=Bromofluorobenzene	30	82-112

Form3
Recovery Data Laboratory Limits
QC Batch: MBS61557

	Data File	Sample ID:	Analysis Date
Spike or Dup:	3M113179.D	MBS61557	7/5/2017 10:57:00 AM
Non Spike(If applicable):			
Inst Blank(If applicable):			

Method: 8260C Matrix: Aqueous QC Type: MBS

Analyte:	Col	Spike Conc	Sample Conc	Expected Conc	Recovery	Lower Limit	Upper Limit
Chlorodifluoromethane	1	28.308	0	20	142	50	150
Dichlorodifluoromethane	1	15.6066	0	20	78	50	150
Chloromethane	1	25.1679	0	20	126	50	150
Bromomethane	1	33.4844	0	20	167*	50	150
Vinyl Chloride	1	24.8052	0	20	124	50	150
Chloroethane	1	34.3748	0	20	172*	50	150
Trichlorofluoromethane	1	28.8593	0	20	144	50	150
Ethyl ether	1	25.8875	0	20	129	50	150
Furan	1	24.8043	0	20	124	50	150
1,1,2-Trichloro-1,2,2-trifluoroethane	1	19.5371	0	20	98	50	150
Methylene Chloride	1	26.5097	0	20	133*	70	130
Acrolein	1	106.5565	0	100	107	50	150
Acrylonitrile	1	25.6034	0	20	128	50	150
Iodomethane	1	32.3689	0	20	162*	50	150
Acetone	1	131.2703	0	100	131	50	150
Carbon Disulfide	1	20.531	0	20	103	50	150
t-Butyl Alcohol	1	123.4312	0	100	123	50	150
n-Hexane	1	10.3904	0	20	52*	70	130
Di-isopropyl-ether	1	24.8906	0	20	124	70	130
1,1-Dichloroethene	1	28.2299	0	20	141*	70	130
Methyl Acetate	1	23.185	0	20	116	50	150
Methyl-t-butyl ether	1	29.553	0	20	148*	70	130
1,1-Dichloroethane	1	27.5036	0	20	138*	70	130
trans-1,2-Dichloroethene	1	28.4716	0	20	142*	70	130
Ethyl-t-butyl ether	1	27.6215	0	20	138*	70	130
cis-1,2-Dichloroethene	1	25.6089	0	20	128	70	130
Bromochloromethane	1	24.3932	0	20	122	70	130
2,2-Dichloropropane	1	12.6107	0	20	63*	70	130
Ethyl acetate	1	27.6163	0	20	138*	50	130
1,4-Dioxane	1	1421.15	0	1000	142	50	150
1,1-Dichloropropene	1	25.3606	0	20	127	70	130
Chloroform	1	30.3494	0	20	152*	70	130
Cyclohexane	1	13.2156	0	20	66*	70	130
1,2-Dichloroethane	1	32.8035	0	20	164*	70	130
2-Butanone	1	26.0134	0	20	130	50	150
1,1,1-Trichloroethane	1	32.0655	0	20	160*	70	130
Carbon Tetrachloride	1	32.1388	0	20	161*	50	150
Vinyl Acetate	1	27.1219	0	20	136	50	150
Bromodichloromethane	1	31.9959	0	20	160*	70	130
Methylcyclohexane	1	12.7342	0	20	64*	70	130
Dibromomethane	1	31.4742	0	20	157*	70	130
1,2-Dichloropropane	1	25.8366	0	20	129	70	130
Trichloroethene	1	27.4183	0	20	137*	70	130
Benzene	1	25.4846	0	20	127	70	130
tert-Amyl methyl ether	1	28.1435	0	20	141*	70	130
Iso-propylacetate	1	23.638	0	20	118	70	130
Methyl methacrylate	1	24.1952	0	20	121	70	130
Dibromochloromethane	1	22.1637	0	20	111	70	130
2-Chloroethylvinylether	1	16.6216	0	20	83	70	130
cis-1,3-Dichloropropene	1	20.9589	0	20	105	70	130
trans-1,3-Dichloropropene	1	16.7139	0	20	84	70	130
Ethyl methacrylate	1	23.88	0	20	119	70	130
1,1,2-Trichloroethane	1	25.4219	0	20	127	70	130
1,2-Dibromoethane	1	24.0658	0	20	120	70	130
1,3-Dichloropropane	1	25.332	0	20	127	70	130
4-Methyl-2-Pentanone	1	21.6816	0	20	108	50	150
2-Hexanone	1	23.1231	0	20	116	50	150
Tetrachloroethene	1	22.7117	0	20	114	50	130
Toluene	1	22.2598	0	20	111	70	130
1,1,1,2-Tetrachloroethane	1	28.8163	0	20	144*	70	130
Chlorobenzene	1	23.0418	0	20	115	70	130

* - Indicates outside of limits # - Indicates outside of standard limits but within method exceedance limits

Form3
Recovery Data Laboratory Limits
QC Batch: MBS61557

n-Butyl acrylate	1	15.6316	0	20	78	70	130
n-Amyl acetate	1	19.583	0	20	98	70	130
Bromoform	1	18.9205	0	20	95	70	130
Ethylbenzene	1	20.7966	0	20	104	70	130
1,1,2,2-Tetrachloroethane	1	20.3432	0	20	102	70	130
Styrene	1	20.8281	0	20	104	70	130
m&p-Xylenes	1	38.8618	0	40	97	70	130
o-Xylene	1	20.1838	0	20	101	70	130
trans-1,4-Dichloro-2-butene	1	12.7143	0	20	64	50	150
1,3-Dichlorobenzene	1	20.1056	0	20	101	70	130
1,4-Dichlorobenzene	1	20.3565	0	20	102	70	130
1,2-Dichlorobenzene	1	20.4264	0	20	102	70	130
Isopropylbenzene	1	18.186	0	20	91	70	130
Cyclohexanone	1	35.463	0	100	35*	50	150
Camphene	1	11.2863	0	20	56*	70	130
1,2,3-Trichloropropane	1	20.5229	0	20	103	70	130
2-Chlorotoluene	1	19.6747	0	20	98	70	130
p-Ethyltoluene	1	18.5155	0	20	93	70	130
4-Chlorotoluene	1	19.2532	0	20	96	70	130
n-Propylbenzene	1	17.3238	0	20	87	70	130
Bromobenzene	1	20.4156	0	20	102	70	130
1,3,5-Trimethylbenzene	1	20.3649	0	20	102	70	130
Butyl methacrylate	1	22.1517	0	20	111	70	130
t-Butylbenzene	1	17.3756	0	20	87	70	130
1,2,4-Trimethylbenzene	1	19.2608	0	20	96	70	130
sec-Butylbenzene	1	12.7508	0	20	64*	70	130
4-Isopropyltoluene	1	13.5512	0	20	68*	70	130
n-Butylbenzene	1	12.6799	0	20	63*	70	130
p-Diethylbenzene	1	13.2747	0	20	66*	70	130
1,2,4,5-Tetramethylbenzene	1	17.6585	0	20	88	70	130
1,2-Dibromo-3-Chloropropane	1	16.4512	0	20	82	50	150
Camphor	1	243.6469	0	200	122	50	150
Hexachlorobutadiene	1	12.1569	0	20	61	50	150
1,2,4-Trichlorobenzene	1	19.4325	0	20	97	70	130
1,2,3-Trichlorobenzene	1	19.7562	0	20	99	70	130
Naphthalene	1	18.9251	0	20	95	50	150

* - Indicates outside of limits # - Indicates outside of standard limits but within method exceedance limits

Form3
Recovery Data Laboratory Limits
QC Batch: MBS61557

	Data File	Sample ID:	Analysis Date
Spike or Dup:	3M113190.D	AC98778-008(T:MS)	7/5/2017 2:12:00 PM
Non Spike(If applicable):	3M113188.D	AC98778-008(T)	7/5/2017 1:28:00 PM
Inst Blank(If applicable):			

Method: 8260C Matrix: Aqueous QC Type: MS

Analyte:	Col	Spike Conc	Sample Conc	Expected Conc	Recovery	Lower Limit	Upper Limit
Chlorodifluoromethane	1	24.5033	0	20	123	50	150
Dichlorodifluoromethane	1	32.9322	0	20	165*	50	150
Chloromethane	1	24.1102	0	20	121	50	150
Bromomethane	1	27.3848	0	20	137	50	150
Vinyl Chloride	1	18.47	0	20	92	50	150
Chloroethane	1	26.4326	0	20	132	50	150
Trichlorofluoromethane	1	28.9816	0	20	145	50	150
Ethyl ether	1	17.0952	0	20	85	50	150
Furan	1	17.2449	0	20	86	50	150
1,1,2-Trichloro-1,2,2-trifluoroethane	1	23.1179	0	20	116	50	150
Methylene Chloride	1	35.7715	24.823	20	55*	70	130
Acrolein	1	77.7224	0	100	78	50	150
Acrylonitrile	1	15.4338	0	20	77	50	150
Iodomethane	1	23.3143	0	20	117	50	150
Acetone	1	103.4763	26.5809	100	77	50	150
Carbon Disulfide	1	16.3038	0	20	82	50	150
t-Butyl Alcohol	1	64.3301	0	100	64	50	150
n-Hexane	1	18.4233	0	20	92	70	130
Di-isopropyl-ether	1	16.6918	0	20	83	70	130
1,1-Dichloroethene	1	22.8799	0	20	114	70	130
Methyl Acetate	1	13.7407	0	20	69	50	150
Methyl-t-butyl ether	1	19.5017	0	20	98	70	130
1,1-Dichloroethane	1	19.8364	0	20	99	70	130
trans-1,2-Dichloroethene	1	22.1537	0	20	111	70	130
Ethyl-t-butyl ether	1	18.8076	0	20	94	70	130
cis-1,2-Dichloroethene	1	19.2131	0	20	96	70	130
Bromochloromethane	1	17.706	0	20	89	70	130
2,2-Dichloropropane	1	24.7221	0	20	124	70	130
Ethyl acetate	1	18.3178	0	20	92	50	130
1,4-Dioxane	1	743.6093	0	1000	74	50	150
1,1-Dichloropropene	1	23.139	0	20	116	70	130
Chloroform	1	21.6556	0	20	108	70	130
Cyclohexane	1	16.6527	0	20	83	70	130
1,2-Dichloroethane	1	22.4495	0	20	112	70	130
2-Butanone	1	14.0213	0	20	70	50	150
1,1,1-Trichloroethane	1	24.4201	0	20	122	70	130
Carbon Tetrachloride	1	28.2092	0	20	141	50	150
Vinyl Acetate	1	18.5146	0	20	93	50	150
Bromodichloromethane	1	22.5465	0	20	113	70	130
Methylcyclohexane	1	16.2161	0	20	81	70	130
Dibromomethane	1	21.2436	0	20	106	70	130
1,2-Dichloropropane	1	16.8185	0	20	84	70	130
Trichloroethene	1	20.9285	0	20	105	70	130
Benzene	1	19.4601	0	20	97	70	130
tert-Amyl methyl ether	1	17.7175	0	20	89	70	130
Iso-propylacetate	1	15.8713	0	20	79	70	130
Methyl methacrylate	1	14.6626	0	20	73	70	130
Dibromochloromethane	1	17.152	0	20	86	70	130
2-Chloroethylvinylether	1	13.9857	0	20	70	70	130
cis-1,3-Dichloropropene	1	17.7027	0	20	89	70	130
trans-1,3-Dichloropropene	1	14.231	0	20	71	70	130
Ethyl methacrylate	1	16.817	0	20	84	70	130
1,1,2-Trichloroethane	1	17.7518	0	20	89	70	130
1,2-Dibromoethane	1	17.8229	0	20	89	70	130
1,3-Dichloropropane	1	18.0259	0	20	90	70	130
4-Methyl-2-Pentanone	1	14.4734	0	20	72	50	150
2-Hexanone	1	14.5827	0	20	73	50	150
Tetrachloroethene	1	21.9006	0	20	110	50	130
Toluene	1	19.2194	0	20	96	70	130
1,1,1,2-Tetrachloroethane	1	22.9693	0	20	115	70	130
Chlorobenzene	1	18.6176	0	20	93	70	130

* - Indicates outside of limits # - Indicates outside of standard limits but within method exceedance limits

Form3
Recovery Data Laboratory Limits
QC Batch: MBS61557

n-Butyl acrylate	1	11.9481	0	20	60*	70	130
n-Amyl acetate	1	15.7134	0	20	79	70	130
Bromoform	1	13.9632	0	20	70	70	130
Ethylbenzene	1	18.3477	0	20	92	70	130
1,1,2,2-Tetrachloroethane	1	14.3153	0	20	72	70	130
Styrene	1	18.8701	0	20	94	70	130
m&p-Xylenes	1	38.9816	0	40	97	70	130
o-Xylene	1	19.2343	0	20	96	70	130
trans-1,4-Dichloro-2-butene	1	13.1854	0	20	66	50	150
1,3-Dichlorobenzene	1	18.2545	0	20	91	70	130
1,4-Dichlorobenzene	1	17.546	0	20	88	70	130
1,2-Dichlorobenzene	1	17.0673	0	20	85	70	130
Isopropylbenzene	1	19.5248	0	20	98	70	130
Cyclohexanone	1	57.5533	0	100	58	50	150
Camphene	1	16.4433	0	20	82	70	130
1,2,3-Trichloropropane	1	15.9284	0	20	80	70	130
2-Chlorotoluene	1	19.8196	0	20	99	70	130
p-Ethyltoluene	1	19.667	0	20	98	70	130
4-Chlorotoluene	1	19.0077	0	20	95	70	130
n-Propylbenzene	1	20.0753	0	20	100	70	130
Bromobenzene	1	17.7084	0	20	89	70	130
1,3,5-Trimethylbenzene	1	22.6237	0	20	113	70	130
Butyl methacrylate	1	18.4145	0	20	92	70	130
t-Butylbenzene	1	19.1805	0	20	96	70	130
1,2,4-Trimethylbenzene	1	18.8947	0	20	94	70	130
sec-Butylbenzene	1	15.7059	0	20	79	70	130
4-Isopropyltoluene	1	15.3981	0	20	77	70	130
n-Butylbenzene	1	15.3136	0	20	77	70	130
p-Diethylbenzene	1	15.3523	0	20	77	70	130
1,2,4,5-Tetramethylbenzene	1	18.7156	0	20	94	70	130
1,2-Dibromo-3-Chloropropane	1	12.5199	0	20	63	50	150
Camphor	1	162.22	0	200	81	50	150
Hexachlorobutadiene	1	16.7549	0	20	84	50	150
1,2,4-Trichlorobenzene	1	18.488	0	20	92	70	130
1,2,3-Trichlorobenzene	1	17.1334	0	20	86	70	130
Naphthalene	1	15.9221	0	20	80	50	150

* - Indicates outside of limits # - Indicates outside of standard limits but within method exceedance limits

Form3
Recovery Data Laboratory Limits
QC Batch: MBS61557

	Data File	Sample ID:	Analysis Date
Spike or Dup:	3M113191.D	AC98778-008(T:MSD)	7/5/2017 2:28:00 PM
Non Spike(If applicable):	3M113188.D	AC98778-008(T)	7/5/2017 1:28:00 PM
Inst Blank(If applicable):			

Method: 8260C Matrix: Aqueous QC Type: MSD

Analyte:	Col	Spike Conc	Sample Conc	Expected Conc	Recovery	Lower Limit	Upper Limit
Chlorodifluoromethane	1	21.2149	0	20	106	50	150
Dichlorodifluoromethane	1	29.5352	0	20	148	50	150
Chloromethane	1	19.8925	0	20	99	50	150
Bromomethane	1	26.3462	0	20	132	50	150
Vinyl Chloride	1	18.8591	0	20	94	50	150
Chloroethane	1	24.4573	0	20	122	50	150
Trichlorofluoromethane	1	26.9798	0	20	135	50	150
Ethyl ether	1	16.5127	0	20	83	50	150
Furan	1	16.3206	0	20	82	50	150
1,1,2-Trichloro-1,2,2-trifluoroethane	1	21.9551	0	20	110	50	150
Methylene Chloride	1	35.1614	24.823	20	52*	70	130
Acrolein	1	74.0772	0	100	74	50	150
Acrylonitrile	1	15.7686	0	20	79	50	150
Iodomethane	1	22.7056	0	20	114	50	150
Acetone	1	110.8823	26.5809	100	84	50	150
Carbon Disulfide	1	15.8992	0	20	79	50	150
t-Butyl Alcohol	1	73.8153	0	100	74	50	150
n-Hexane	1	16.682	0	20	83	70	130
Di-isopropyl-ether	1	16.444	0	20	82	70	130
1,1-Dichloroethene	1	21.3572	0	20	107	70	130
Methyl Acetate	1	14.1351	0	20	71	50	150
Methyl-t-butyl ether	1	19.6737	0	20	98	70	130
1,1-Dichloroethane	1	18.6794	0	20	93	70	130
trans-1,2-Dichloroethene	1	21.1741	0	20	106	70	130
Ethyl-t-butyl ether	1	18.0596	0	20	90	70	130
cis-1,2-Dichloroethene	1	18.8126	0	20	94	70	130
Bromochloromethane	1	16.9343	0	20	85	70	130
2,2-Dichloropropane	1	23.2157	0	20	116	70	130
Ethyl acetate	1	17.07	0	20	85	50	130
1,4-Dioxane	1	832.8887	0	1000	83	50	150
1,1-Dichloropropene	1	21.4137	0	20	107	70	130
Chloroform	1	19.8877	0	20	99	70	130
Cyclohexane	1	15.965	0	20	80	70	130
1,2-Dichloroethane	1	21.723	0	20	109	70	130
2-Butanone	1	17.5538	0	20	88	50	150
1,1,1-Trichloroethane	1	23.457	0	20	117	70	130
Carbon Tetrachloride	1	27.748	0	20	139	50	150
Vinyl Acetate	1	17.4332	0	20	87	50	150
Bromodichloromethane	1	20.8373	0	20	104	70	130
Methylcyclohexane	1	16.3496	0	20	82	70	130
Dibromomethane	1	22.1485	0	20	111	70	130
1,2-Dichloropropane	1	16.3478	0	20	82	70	130
Trichloroethene	1	21.2706	0	20	106	70	130
Benzene	1	18.9253	0	20	95	70	130
tert-Amyl methyl ether	1	17.8295	0	20	89	70	130
Iso-propylacetate	1	15.9739	0	20	80	70	130
Methyl methacrylate	1	14.4052	0	20	72	70	130
Dibromochloromethane	1	16.726	0	20	84	70	130
2-Chloroethylvinylether	1	14.5994	0	20	73	70	130
cis-1,3-Dichloropropene	1	17.3755	0	20	87	70	130
trans-1,3-Dichloropropene	1	13.5051	0	20	68*	70	130
Ethyl methacrylate	1	16.4764	0	20	82	70	130
1,1,2-Trichloroethane	1	17.1908	0	20	86	70	130
1,2-Dibromoethane	1	17.4859	0	20	87	70	130
1,3-Dichloropropane	1	17.4447	0	20	87	70	130
4-Methyl-2-Pentanone	1	14.6488	0	20	73	50	150
2-Hexanone	1	15.6844	0	20	78	50	150
Tetrachloroethene	1	21.2958	0	20	106	50	130
Toluene	1	18.2039	0	20	91	70	130
1,1,1,2-Tetrachloroethane	1	22.4651	0	20	112	70	130
Chlorobenzene	1	17.7099	0	20	89	70	130

* - Indicates outside of limits # - Indicates outside of standard limits but within method exceedance limits

Form3
Recovery Data Laboratory Limits
QC Batch: MBS61557

n-Butyl acrylate	1	11.694	0	20	58*	70	130
n-Amyl acetate	1	15.5021	0	20	78	70	130
Bromoform	1	14.4896	0	20	72	70	130
Ethylbenzene	1	17.3758	0	20	87	70	130
1,1,2,2-Tetrachloroethane	1	14.1911	0	20	71	70	130
Styrene	1	18.2137	0	20	91	70	130
m&p-Xylenes	1	37.7571	0	40	94	70	130
o-Xylene	1	18.2993	0	20	91	70	130
trans-1,4-Dichloro-2-butene	1	13.5216	0	20	68	50	150
1,3-Dichlorobenzene	1	17.9557	0	20	90	70	130
1,4-Dichlorobenzene	1	17.6046	0	20	88	70	130
1,2-Dichlorobenzene	1	17.4725	0	20	87	70	130
Isopropylbenzene	1	18.9482	0	20	95	70	130
Cyclohexanone	1	67.1408	0	100	67	50	150
Camphene	1	16.9462	0	20	85	70	130
1,2,3-Trichloropropane	1	16.4884	0	20	82	70	130
2-Chlorotoluene	1	20.95	0	20	105	70	130
p-Ethyltoluene	1	18.4624	0	20	92	70	130
4-Chlorotoluene	1	18.9267	0	20	95	70	130
n-Propylbenzene	1	18.8294	0	20	94	70	130
Bromobenzene	1	18.0304	0	20	90	70	130
1,3,5-Trimethylbenzene	1	22.3319	0	20	112	70	130
Butyl methacrylate	1	17.5182	0	20	88	70	130
t-Butylbenzene	1	18.9399	0	20	95	70	130
1,2,4-Trimethylbenzene	1	18.5549	0	20	93	70	130
sec-Butylbenzene	1	15.9567	0	20	80	70	130
4-Isopropyltoluene	1	15.5676	0	20	78	70	130
n-Butylbenzene	1	16.0419	0	20	80	70	130
p-Diethylbenzene	1	15.6882	0	20	78	70	130
1,2,4,5-Tetramethylbenzene	1	19.2011	0	20	96	70	130
1,2-Dibromo-3-Chloropropane	1	13.2237	0	20	66	50	150
Camphor	1	176.3024	0	200	88	50	150
Hexachlorobutadiene	1	18.8263	0	20	94	50	150
1,2,4-Trichlorobenzene	1	19.6239	0	20	98	70	130
1,2,3-Trichlorobenzene	1	19.4616	0	20	97	70	130
Naphthalene	1	17.1514	0	20	86	50	150

* - Indicates outside of limits # - Indicates outside of standard limits but within method exceedance limits

Form3
RPD Data Laboratory Limits
QC Batch: MBS61557

	Data File	Sample ID:	Analysis Date
Spike or Dup:	3M113191.D	AC98778-008(T:MSD)	7/5/2017 2:28:00 PM
Duplicate(If applicable):	3M113190.D	AC98778-008(T:MS)	7/5/2017 2:12:00 PM
Inst Blank(If applicable):			

Method: 8260C Matrix: Aqueous QC Type: MSD

Analyte:	Column	Dup/MSD/MBSD Conc	Sample/MS/MBS Conc	RPD	Limit
Chlorodifluoromethane	1	21.2149	24.5033	14	20
Dichlorodifluoromethane	1	29.5352	32.9322	11	20
Chloromethane	1	19.8925	24.1102	19	20
Bromomethane	1	26.3462	27.3848	3.9	20
Vinyl Chloride	1	18.8591	18.47	2.1	40
Chloroethane	1	24.4573	26.4326	7.8	20
Trichlorofluoromethane	1	26.9798	28.9816	7.2	20
Ethyl ether	1	16.5127	17.0952	3.5	20
Furan	1	16.3206	17.2449	5.5	20
1,1,2-Trichloro-1,2,2-trifluoroethane	1	21.9551	23.1179	5.2	20
Methylene Chloride	1	35.1614	35.7715	1.7	20
Acrolein	1	74.0772	77.7224	4.8	20
Acrylonitrile	1	15.7686	15.4338	2.1	20
Iodomethane	1	22.7056	23.3143	2.6	20
Acetone	1	110.8823	103.4763	6.9	20
Carbon Disulfide	1	15.8992	16.3038	2.5	20
t-Butyl Alcohol	1	73.8153	64.3301	14	20
n-Hexane	1	16.682	18.4233	9.9	20
Di-isopropyl-ether	1	16.444	16.6918	1.5	20
1,1-Dichloroethene	1	21.3572	22.8799	6.9	40
Methyl Acetate	1	14.1351	13.7407	2.8	20
Methyl-t-butyl ether	1	19.6737	19.5017	0.88	20
1,1-Dichloroethane	1	18.6794	19.8364	6	40
trans-1,2-Dichloroethene	1	21.1741	22.1537	4.5	20
Ethyl-t-butyl ether	1	18.0596	18.8076	4.1	20
cis-1,2-Dichloroethene	1	18.8126	19.2131	2.1	20
Bromochloromethane	1	16.9343	17.706	4.5	20
2,2-Dichloropropane	1	23.2157	24.7221	6.3	20
Ethyl acetate	1	17.07	18.3178	7.1	20
1,4-Dioxane	1	832.8887	743.6093	11	20
1,1-Dichloropropene	1	21.4137	23.139	7.7	20
Chloroform	1	19.8877	21.6556	8.5	40
Cyclohexane	1	15.965	16.6527	4.2	20
1,2-Dichloroethane	1	21.723	22.4495	3.3	40
2-Butanone	1	17.5538	14.0213	22	40
1,1,1-Trichloroethane	1	23.457	24.4201	4	20
Carbon Tetrachloride	1	27.748	28.2092	1.6	40
Vinyl Acetate	1	17.4332	18.5146	6	20
Bromodichloromethane	1	20.8373	22.5465	7.9	20
Methylcyclohexane	1	16.3496	16.2161	0.82	20
Dibromomethane	1	22.1485	21.2436	4.2	20
1,2-Dichloropropane	1	16.3478	16.8185	2.8	20
Trichloroethene	1	21.2706	20.9285	1.6	40
Benzene	1	18.9253	19.4601	2.8	40
tert-Amyl methyl ether	1	17.8295	17.7175	0.63	20
Iso-propylacetate	1	15.9739	15.8713	0.64	20
Methyl methacrylate	1	14.4052	14.6626	1.8	20
Dibromochloromethane	1	16.726	17.152	2.5	20
2-Chloroethylvinylether	1	14.5994	13.9857	4.3	20
cis-1,3-Dichloropropene	1	17.3755	17.7027	1.9	20
trans-1,3-Dichloropropene	1	13.5051	14.231	5.2	20
Ethyl methacrylate	1	16.4764	16.817	2	20
1,1,2-Trichloroethane	1	17.1908	17.7518	3.2	20
1,2-Dibromoethane	1	17.4859	17.8229	1.9	20
1,3-Dichloropropane	1	17.4447	18.0259	3.3	20
4-Methyl-2-Pentanone	1	14.6488	14.4734	1.2	20
2-Hexanone	1	15.6844	14.5827	7.3	20
Tetrachloroethene	1	21.2958	21.9006	2.8	40
Toluene	1	18.2039	19.2194	5.4	40
1,1,1,2-Tetrachloroethane	1	22.4651	22.9693	2.2	20
Chlorobenzene	1	17.7099	18.6176	5	40
n-Butyl acrylate	1	11.694	11.9481	2.1	20
n-Amyl acetate	1	15.5021	15.7134	1.4	20

Form3
RPD Data Laboratory Limits
QC Batch: MBS61557

Bromoform	1	14.4896	13.9632	3.7	20
Ethylbenzene	1	17.3758	18.3477	5.4	20
1,1,2,2-Tetrachloroethane	1	14.1911	14.3153	0.87	20
Styrene	1	18.2137	18.8701	3.5	20
m&p-Xylenes	1	37.7571	38.9816	3.2	20
o-Xylene	1	18.2993	19.2343	5	20
trans-1,4-Dichloro-2-butene	1	13.5216	13.1854	2.5	20
1,3-Dichlorobenzene	1	17.9557	18.2545	1.7	20
1,4-Dichlorobenzene	1	17.6046	17.546	0.33	40
1,2-Dichlorobenzene	1	17.4725	17.0673	2.3	40
Isopropylbenzene	1	18.9482	19.5248	3	20
Cyclohexanone	1	67.1408	57.5533	15	20
Camphene	1	16.9462	16.4433	3	20
1,2,3-Trichloropropane	1	16.4884	15.9284	3.5	20
2-Chlorotoluene	1	20.95	19.8196	5.5	20
p-Ethyltoluene	1	18.4624	19.667	6.3	20
4-Chlorotoluene	1	18.9267	19.0077	0.43	20
n-Propylbenzene	1	18.8294	20.0753	6.4	40
Bromobenzene	1	18.0304	17.7084	1.8	20
1,3,5-Trimethylbenzene	1	22.3319	22.6237	1.3	20
Butyl methacrylate	1	17.5182	18.4145	5	20
t-Butylbenzene	1	18.9399	19.1805	1.3	20
1,2,4-Trimethylbenzene	1	18.5549	18.8947	1.8	20
sec-Butylbenzene	1	15.9567	15.7059	1.6	40
4-Isopropyltoluene	1	15.5676	15.3981	1.1	20
n-Butylbenzene	1	16.0419	15.3136	4.6	20
p-Diethylbenzene	1	15.6882	15.3523	2.2	20
1,2,4,5-Tetramethylbenzene	1	19.2011	18.7156	2.6	20
1,2-Dibromo-3-Chloropropane	1	13.2237	12.5199	5.5	20
Camphor	1	176.3024	162.22	8.3	20
Hexachlorobutadiene	1	18.8263	16.7549	12	20
1,2,4-Trichlorobenzene	1	19.6239	18.488	6	20
1,2,3-Trichlorobenzene	1	19.4616	17.1334	13	20
Naphthalene	1	17.1514	15.9221	7.4	20

* - Indicates outside of limits NA - Both concentrations=0... no result can be calculated

FORM 4
Blank Summary

Blank Number: DAILY BLANK
Blank Data File: 3M113178.D
Matrix: Aqueous

Blank Analysis Date: 07/05/17 10:40
Blank Extraction Date: NA
(If Applicable)
Method: EPA 8260C

Sample Number	Data File	Analysis Date
AC98757-001(10X)	3M113199.D	07/05/17 16:42
AC98757-002(20X)	3M113201.D	07/05/17 17:16
AC98778-008(T:M	3M113191.D	07/05/17 14:28
AC98778-008(T:M	3M113190.D	07/05/17 14:12
AC98778-008(T)	3M113188.D	07/05/17 13:28
MBS61557	3M113179.D	07/05/17 10:57

Form 5

Tune Name: BFB TUNE
Instrument: GCMS 3

Data File: 3M111921.D
Analysis Date: 06/14/17 06:27
Method: EPA 8260C

Tune Scan/Time Range: Average of 5.050 to 5.060 min

Tgt Mass	Rel Mass	Lo Lim	Hi Lim	Rel Abund	Raw Abund	Pass/ Fail
50	95	15	40	18.2	51252	PASS
75	95	30	60	50.1	141092	PASS
95	95	100	100	100.0	281728	PASS
96	95	5	9	7.1	20008	PASS
173	174	0.00	2	0.9	1742	PASS
174	95	50	100	69.2	194816	PASS
175	174	5	9	7.3	14281	PASS
176	174	95	101	100.2	195296	PASS
177	176	5	9	6.8	13286	PASS

Data File	Sample Number	Analysis Date:
3M111923.D	BLK	06/14/17 07:00
3M111924.D	CAL @ 0.5 PPB	06/14/17 07:20
3M111925.D	CAL @ 1 PPB	06/14/17 07:37
3M111926.D	CAL @ 5 PPB	06/14/17 07:55
3M111927.D	CAL @ 10 PPB	06/14/17 08:12
3M111928.D	CAL @ 20 PPB	06/14/17 08:29
3M111929.D	CAL @ 500 PPB	06/14/17 08:45
3M111931.D	CAL @ 250 PPB	06/14/17 09:19
3M111933.D	CAL @ 100 PPB	06/14/17 09:53
3M111935.D	CAL @ 50 PPB	06/14/17 10:26
3M111938.D	ICV	06/14/17 11:16

Data Path : G:\GcMsData\2017\GCMS_3\Data\06-14-17\
Data File : 3M111921.D
Acq On : 14 Jun 2017 6:27
Operator : SG
Sample : BFB TUNE
Misc : A,5ML
ALS Vial : 2 Sample Multiplier: 1

Integration File: RTEINT.P

Method : G:\GcMsData\2017\GCMS_3\MethodQt\3M_A0614.M
Title : @GCMS_3,ug,624,8260
Last Update : Wed Jun 14 12:38:13 2017

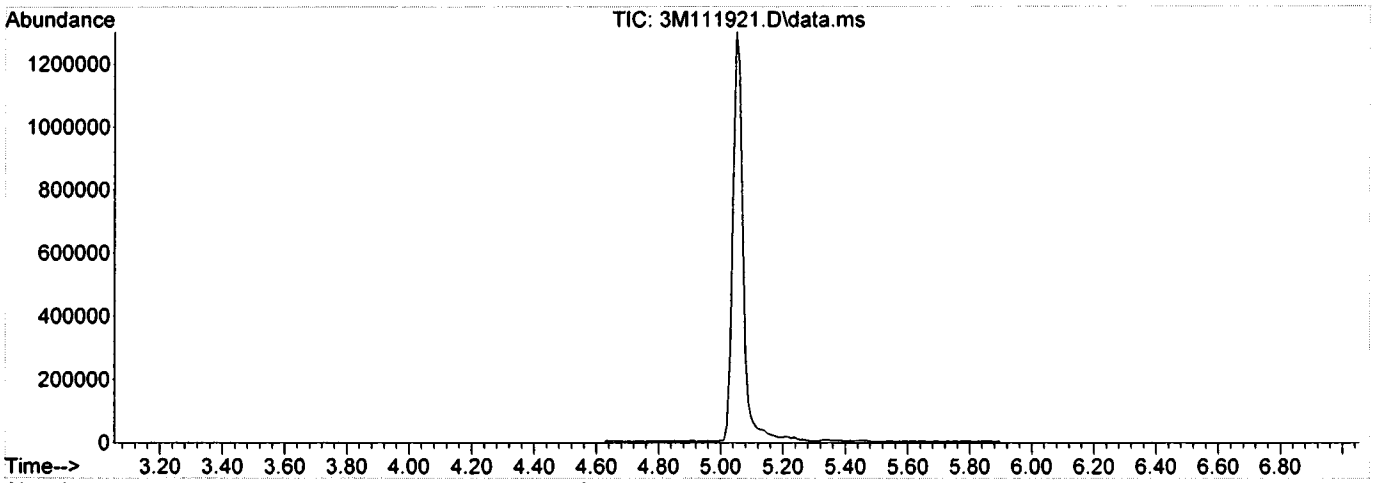

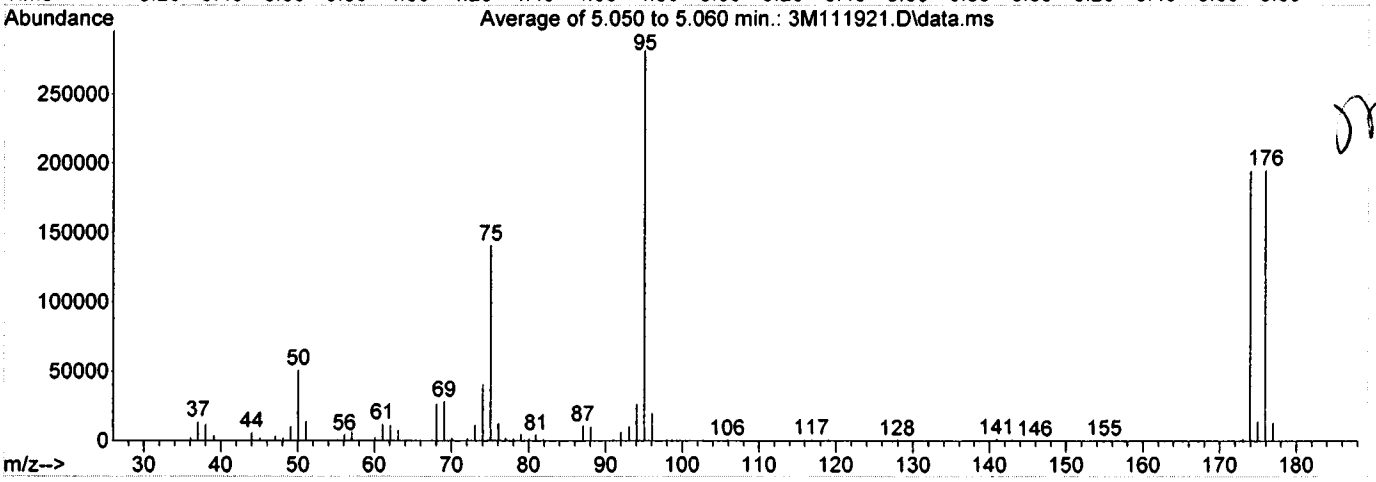

Spectrum Information: Average of 5.050 to 5.060 min.

Target Mass	Rel. to Mass	Lower Limit%	Upper Limit%	Rel. Abn%	Raw Abn	Result Pass/Fail
50	95	15	40	18.2	51252	PASS
75	95	30	60	50.1	141092	PASS
95	95	100	100	100.0	281728	PASS
96	95	5	9	7.1	20008	PASS
173	174	0.00	2	0.9	1742	PASS
174	95	50	100	69.2	194816	PASS
175	174	5	9	7.3	14281	PASS
176	174	95	101	100.2	195296	PASS
177	176	5	9	6.8	13286	PASS

Form 5

Tune Name: BFB TUNE
Instrument: GCMS 3

Data File: 3M113171.D
Analysis Date: 07/05/17 08:24
Method: EPA 8260C

Tune Scan/Time Range: Average of 4.942 to 4.971 min

Tgt Mass	Rel Mass	Lo Lim	Hi Lim	Rel Abund	Raw Abund	Pass/ Fail
50	95	15	40	18.2	17606	PASS
75	95	30	60	53.8	52164	PASS
95	95	100	100	100.0	96954	PASS
96	95	5	9	6.7	6475	PASS
173	174	0.00	2	0.9	677	PASS
174	95	50	100	75.0	72714	PASS
175	174	5	9	6.8	4966	PASS
176	174	95	101	96.1	69862	PASS
177	176	5	9	7.0	4872	PASS

Data File	Sample Number	Analysis Date:
3M113172.D	BLKDI	07/05/17 08:34
3M113173.D	20 PPB	07/05/17 08:51
3M113174.D	CAL @ 20 PPB	07/05/17 09:08
3M113175.D	BLKDI	07/05/17 09:25
3M113176.D	BLKDI	07/05/17 09:48
3M113177.D	DAILY BLANK	07/05/17 10:23
3M113178.D	DAILY BLANK	07/05/17 10:40
3M113179.D	MBS61557	07/05/17 10:57
3M113180.D	AC98778-002(T)	07/05/17 11:13
3M113181.D	AC98778-003(T)	07/05/17 11:30
3M113182.D	AC98624-002	07/05/17 11:48
3M113183.D	AC98773-007	07/05/17 12:05
3M113184.D	AC98778-004(T)	07/05/17 12:22
3M113185.D	AC98778-005(T)	07/05/17 12:38
3M113186.D	AC98778-006(T)	07/05/17 12:55
3M113187.D	AC98778-007(T)	07/05/17 13:12
3M113188.D	AC98778-008(T)	07/05/17 13:28
3M113189.D	AC98778-009(T)	07/05/17 13:45
3M113190.D	AC98778-008(T:M	07/05/17 14:12
3M113191.D	AC98778-008(T:M	07/05/17 14:28
3M113192.D	BLK	07/05/17 14:45
3M113193.D	AC98755-004	07/05/17 15:02
3M113194.D	AC98789-001	07/05/17 15:19
3M113195.D	AC98726-002	07/05/17 15:36
3M113196.D	AC98755-005	07/05/17 15:52
3M113197.D	AC98785-012(5X)	07/05/17 16:09
3M113198.D	AC98789-002(5X)	07/05/17 16:26
3M113199.D	AC98757-001(10X)	07/05/17 16:42
3M113200.D	AC98755-003(20X)	07/05/17 16:59
3M113201.D	AC98757-002(20X)	07/05/17 17:16
3M113202.D	AC98755-002(200X	07/05/17 17:32

Data Path : G:\GcMsData\2017\GCMS_3\Data\07-05-17\
Data File : 3M113171.D
Acq On : 5 Jul 2017 8:24
Operator : SG
Sample : BFB TUNE
Misc : A,5ML
ALS Vial : 5 Sample Multiplier: 1

Integration File: RTEINT.P

Method : G:\GcMsData\2017\GCMS_3\MethodQt\3M_A0614.M
Title : @GCMS_3,ug,624,8260
Last Update : Wed Jun 14 12:38:13 2017

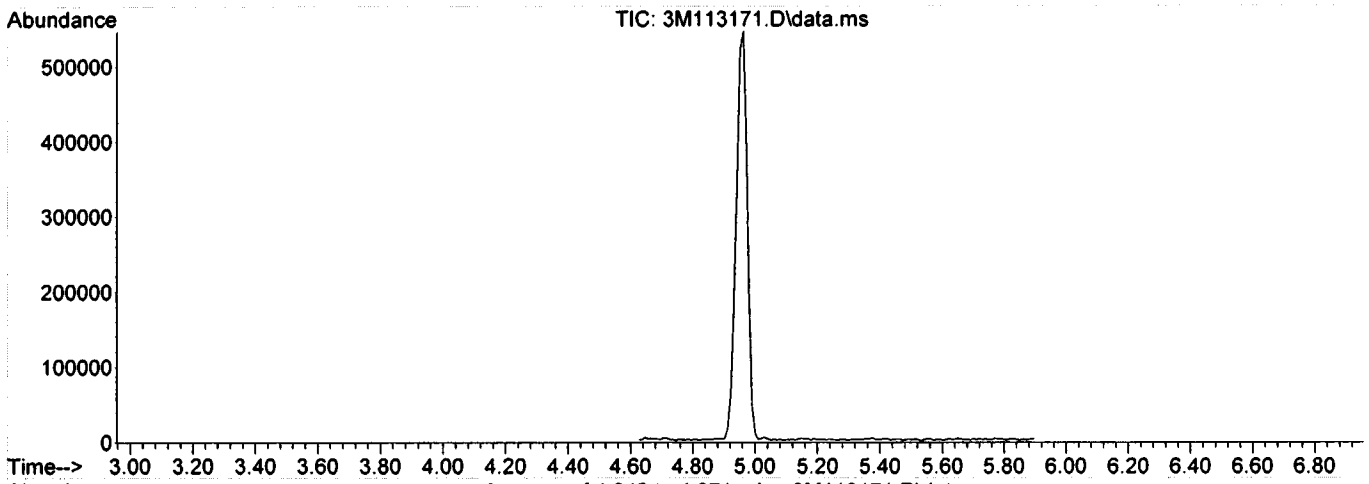

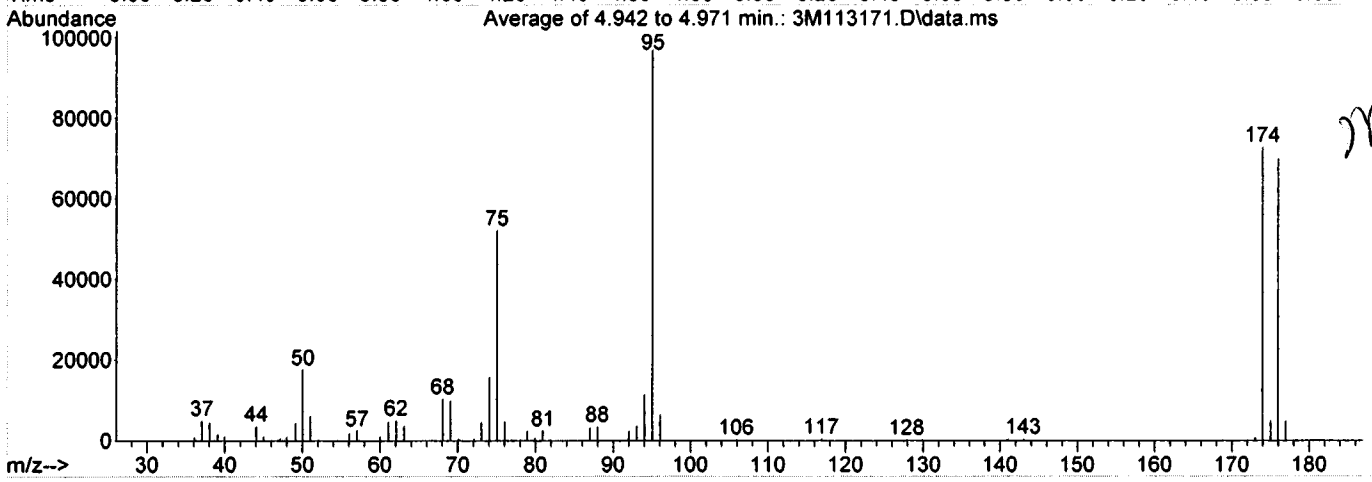

Spectrum Information: Average of 4.942 to 4.971 min.

Target Mass	Rel. to Mass	Lower Limit%	Upper Limit%	Rel. Abn%	Raw Abn	Result Pass/Fail
50	95	15	40	18.2	17606	PASS
75	95	30	60	53.8	52164	PASS
95	95	100	100	100.0	96954	PASS
96	95	5	9	6.7	6475	PASS
173	174	0.00	2	0.9	677	PASS
174	95	50	100	75.0	72714	PASS
175	174	5	9	6.8	4966	PASS
176	174	95	101	96.1	69862	PASS
177	176	5	9	7.0	4872	PASS

7063017 0041

Form 6
Initial Calibration

Method: EPA 8260C

Instrument: GCMS_3

Level #:	Data File:	Cal Identifier:	Analysis Date/Time	Level #:	Data File:	Cal Identifier:	Analysis Date/Time
1	3M111928.D	CAL @ 20 PPB	06/14/17 08:29	2	3M111926.D	CAL @ 5 PPB	06/14/17 07:55
3	3M111927.D	CAL @ 10 PPB	06/14/17 08:12	4	3M111935.D	CAL @ 50 PPB	06/14/17 10:26
5	3M111933.D	CAL @ 100 PPB	06/14/17 09:53	6	3M111931.D	CAL @ 250 PPB	06/14/17 09:19
7	3M111929.D	CAL @ 500 PPB	06/14/17 08:45	8	3M111925.D	CAL @ 1 PPB	06/14/17 07:37
9	3M111924.D	CAL @ 0.5 PPB	06/14/17 07:20				

Compound	Col	Mr	Fit:	RF1	RF2	RF3	RF4	RF5	RF6	RF7	RF8	RF9	AvgRf	RT	Corr1	Corr2	%Rsd		Calibration Level Concentrations Lvl1	Lvl2	Lvl3	Lvl4	Lvl5	Lvl6	Lvl7	Lvl8	Lvl9
Chlorodifluoromethane	1	0	Avg	0.3536	0.3165	0.3456	0.3377	0.3383	0.3477	0.3402	0.3083	-----	0.336	1.55	1.00	1.00	4.7	0.10	20.00	5.00	10.00	50.00	100.0	250.0	500.0	1.00	
Dichlorodifluorometha	1	0	Qua	0.1653	0.1338	0.1793	0.1727	0.1706	0.1786	0.1829	0.0476	-----	0.154	1.55	1.00	1.00	30	0.10 a	20.00	5.00	10.00	50.00	100.0	250.0	500.0	1.00	
Chloromethane	1	0	Avg	0.2034	0.1922	0.2129	0.1960	0.1971	0.2001	0.2014	0.1750	-----	0.197	1.70	1.00	1.00	5.5	0.10	20.00	5.00	10.00	50.00	100.0	250.0	500.0	1.00	
Bromomethane	1	0	Avg	0.1056	0.1207	0.1346	0.1332	0.1160	-----	-----	0.0968	-----	0.118	2.08	0.993	0.997	13	0.10 a	20.00	5.00	10.00	50.00	100.0			1.00	
Vinyl Chloride	1	0	Avg	0.1924	0.1647	0.2034	0.2065	0.2107	0.2032	0.1966	0.1528	-----	0.191	1.78	1.00	1.00	11	0.10	20.00	5.00	10.00	50.00	100.0	250.0	500.0	1.00	
Chloroethane	1	0	Avg	0.1033	0.0857	0.1094	0.1068	0.1074	0.0923	0.0768	0.0674	-----	0.0937	2.16	0.988	1.00	17	0.10 a	20.00	5.00	10.00	50.00	100.0	250.0	500.0	1.00	
Trichlorofluoromethan	1	0	Avg	0.2804	0.2298	0.2978	0.2750	0.2672	0.2595	0.2415	0.1553	-----	0.251	2.37	0.999	1.00	18	0.10	20.00	5.00	10.00	50.00	100.0	250.0	500.0	1.00	
Ethyl ether	1	0	Avg	0.2195	0.2025	0.2261	0.2225	0.2210	0.2159	0.1964	0.2170	-----	0.215	2.60	0.998	1.00	4.8	0.50 a	20.00	5.00	10.00	50.00	100.0	250.0	500.0	1.00	
Furan	1	0	Avg	0.3828	0.3509	0.4203	0.3917	0.4212	0.3789	0.3780	0.3701	-----	0.387	2.64	1.00	1.00	6.2	0.50 a	20.00	5.00	10.00	50.00	100.0	250.0	500.0	1.00	
1,1,2-Trichloro-1,2,2-tr	1	0	Qua	0.1370	0.1096	0.1409	0.1375	0.1336	0.1276	0.1179	0.0439	-----	0.119	2.78	0.998	1.00	27	0.10 a	20.00	5.00	10.00	50.00	100.0	250.0	500.0	1.00	
Methylene Chloride	1	0	Avg	0.2468	0.2242	0.2533	0.2439	0.2421	0.2413	0.2195	0.2165	-----	0.236	3.20	0.998	1.00	5.9	0.10	20.00	5.00	10.00	50.00	100.0	250.0	500.0	1.00	
Acrolein	1	0	Avg	0.0342	0.0303	0.0346	0.0369	0.0375	0.0396	0.0346	0.0282	-----	0.0345	2.72	0.996	0.999	11		100.0	25.00	50.00	250.0	500.0	1250.	2500.	5.00	
Acrylonitrile	1	0	Avg	0.0826	0.0833	0.0903	0.0924	0.0934	0.0966	0.0808	0.0734	-----	0.0866	3.41	0.992	0.999	9.0		20.00	5.00	10.00	50.00	100.0	250.0	500.0	1.00	
Iodomethane	1	0	Avg	0.2244	0.1791	0.2245	0.2295	0.2299	0.2242	0.2107	0.1345	-----	0.207	2.94	0.999	1.00	16		20.00	5.00	10.00	50.00	100.0	250.0	500.0	1.00	
Acetone	1	0	Avg	0.0808	0.0757	0.0871	0.0824	0.0802	0.0866	0.0768	0.0907	-----	0.0826	2.84	0.997	0.999	6.3	0.10 a	100.0	25.00	50.00	250.0	500.0	1250.	2500.	5.00	
Carbon Disulfide	1	0	Qua	0.4856	0.3384	0.4491	0.5567	0.5758	0.5771	0.5133	0.2280	-----	0.466	3.00	0.996	1.00	27	0.10	20.00	5.00	10.00	50.00	100.0	250.0	500.0	1.00	
t-Butyl Alcohol	1	0	Avg	0.0238	0.0196	0.0254	0.0286	0.0271	0.0331	0.0292	0.0260	-----	0.0267	3.27	0.996	0.998	15		100.0	25.00	50.00	250.0	500.0	1250.	2500.	5.00	
n-Hexane	1	0	Qua	0.1075	0.0814	0.1047	0.1079	0.1080	0.1098	0.1065	0.0384	-----	0.0956	3.64	1.00	1.00	26		20.00	5.00	10.00	50.00	100.0	250.0	500.0	1.00	
Di-isopropyl-ether	1	0	Avg	0.6684	0.6304	0.7244	0.6927	0.6790	0.6515	0.5457	0.6322	-----	0.653	3.81	0.991	1.00	8.2		20.00	5.00	10.00	50.00	100.0	250.0	500.0	1.00	
1,1-Dichloroethene	1	0	Avg	0.3160	0.2507	0.3109	0.3143	0.3120	0.3072	0.2769	0.1520	-----	0.280	2.80	0.997	1.00	20	0.10	20.00	5.00	10.00	50.00	100.0	250.0	500.0	1.00	
Methyl Acetate	1	0	Avg	0.2992	0.2875	0.3287	0.3045	0.3043	0.3287	0.2923	0.4179	-----	0.320	3.10	0.997	0.999	13	0.10	20.00	5.00	10.00	50.00	100.0	250.0	500.0	1.00	
Methyl-t-butyl ether	1	0	Avg	0.6481	0.5609	0.6639	0.6751	0.6560	0.6119	0.4952	0.5690	0.6530	0.615	3.41	0.987	1.00	9.9	0.10	20.00	5.00	10.00	50.00	100.0	250.0	500.0	1.00	0.50
1,1-Dichloroethane	1	0	Avg	0.3798	0.3198	0.3900	0.3843	0.3800	0.3748	0.3297	0.2988	-----	0.357	3.78	0.996	1.00	9.9	0.20	20.00	5.00	10.00	50.00	100.0	250.0	500.0	1.00	
trans-1,2-Dichloroethe	1	0	Avg	0.2097	0.1656	0.2302	0.2171	0.2101	0.1981	0.1678	0.1723	-----	0.196	3.43	0.992	1.00	13	0.10	20.00	5.00	10.00	50.00	100.0	250.0	500.0	1.00	
Ethyl-t-butyl ether	1	0	Avg	0.7457	0.6656	0.7678	0.7683	0.7662	0.7177	0.5994	0.6843	-----	0.714	4.07	0.991	1.00	8.5	0.50	20.00	5.00	10.00	50.00	100.0	250.0	500.0	1.00	
cis-1,2-Dichloroethene	1	0	Avg	0.4311	0.3718	0.4453	0.4269	0.4158	0.3978	0.3370	0.3868	-----	0.402	4.21	0.992	1.00	8.9	0.10	20.00	5.00	10.00	50.00	100.0	250.0	500.0	1.00	
Bromochloromethane	1	0	Avg	0.1795	0.1709	0.1962	0.1951	0.1935	0.1903	0.2127	0.1651	-----	0.188	4.37	0.998	1.00	8.2		20.00	5.00	10.00	50.00	100.0	250.0	500.0	1.00	
2,2-Dichloropropane	1	0	Avg	0.3110	0.2382	0.3115	0.3034	0.3050	0.2920	0.2471	0.1688	-----	0.272	4.21	0.992	1.00	19		20.00	5.00	10.00	50.00	100.0	250.0	500.0	1.00	
Ethyl acetate	1	0	Avg	0.2505	0.1741	0.2444	0.2412	0.2235	0.2190	0.2196	0.1828	-----	0.219	4.23	1.00	1.00	13		20.00	5.00	10.00	50.00	100.0	250.0	500.0	1.00	
1,4-Dioxane	1	0	Avg	0.0032	0.0030	0.0034	0.0034	0.0031	0.0033	0.0027	0.0028	-----	0.00317	5.38	0.990	0.999	8.2		1000.	250.0	500.0	2500.	5000.	1250	2500	50.00	
1,1-Dichloropropene	1	0	Avg	0.2976	0.2478	0.3099	0.2908	0.2837	0.2641	0.2221	0.1718	-----	0.261	4.64	0.991	1.00	18		20.00	5.00	10.00	50.00	100.0	250.0	500.0	1.00	
Chloroform	1	0	Avg	0.4336	0.3787	0.4568	0.4305	0.4200	0.4092	0.3625	0.3601	-----	0.406	4.41	0.996	1.00	8.8	0.20	20.00	5.00	10.00	50.00	100.0	250.0	500.0	1.00	
Dibromofluoromethan	1	0	Avg	0.2491	0.2442	0.2488	0.2516	0.2475	0.2342	0.2253	0.2446	0.2415	0.243	4.51	-1	-1	3.4		30.00	30.00	30.00	30.00	30.00	30.00	30.00	30.00	30.00
Cyclohexane	1	0	Qua	0.1907	0.1367	0.1827	0.1903	0.1889	0.1867	0.1721	0.0848	-----	0.167	4.57	0.998	1.00	23	0.10 a	20.00	5.00	10.00	50.00	100.0	250.0	500.0	1.00	
1,2-Dichloroethane-d4	1	0	Avg	0.1853	0.1781	0.1928	0.1899	0.1790	0.1739	0.1673	0.1861	0.1851	0.182	4.74	-1	-1	4.4		30.00	30.00	30.00	30.00	30.00	30.00	30.00	30.00	30.00
1,2-Dichloroethane	1	0	Avg	0.4180	0.3878	0.4558	0.4040	0.3810	0.3334	0.2726	0.3871	0.4268	0.385	4.78	0.987	1.00	14	0.10	20.00	5.00	10.00	50.00	100.0	250.0	500.0	1.00	0.50
2-Butanone	1	0	Avg	0.1163	0.1100	0.1288	0.0992	0.1039	0.1107	0.1027	0.1162	-----	0.111	4.21	0.999	0.999	8.6	0.10 a	20.00	5.00	10.00	50.00	100.0	250.0	500.0	1.00	
1,1,1-Trichloroethane	1	0	Avg	0.3327	0.2617	0.3573	0.3341	0.3344	0.3206	0.2769	0.2227	-----	0.305	4.54	0.994	1.00	15	0.10	20.00	5.00	10.00	50.00	100.0	250.0	500.0	1.00	
Carbon Tetrachloride	1	0	Avg	0.2324	0.1764	0.2399	0.2412	0.2334	0.2135	0.1790	0.1272	-----	0.205	4.65	0.991	1.00	20	0.10	20.00	5.00	10.00	50.00	100.0	250.0	500.0	1.00	
Vinyl Acetate	1	0	Avg	0.4394	0.3975	0.4835	0.4612	0.4508	0.4378	0.3741	0.3766	-----	0.428	3.80	0.993	1.00	9.4		20.00	5.00	10.00	50.00	100.0	250.0	500.0	1.00	
Bromodichloromethan	1	0	Avg	0.3182	0.2236	0.3089	0.3388	0.3450	0.3334	0.2957	0.1904	-----	0.294	5.47	0.996	1.00	19	0.20 a	20.00	5.00	10.00	50.00	100.0	250.0	500.0	1.00	

Flags
a - failed the min rf criteria
c - failed the minimum correlation coeff criteria(if applicable)

Note: Avg Rsd: 14.2
Corr 1 = Correlation Coefficient for linear Eq.
Corr 2 = Correlation Coefficient for quad Eq.
Fit = Indicates whether Avg RF, Linear, or Quadratic Curve was used for compound.

7063017 0042

Method: EPA 8260C

Form 6
Initial Calibration

Instrument: GCMS_3

Level #:	Data File:	Cal Identifier:	Analysis Date/Time	Level #:	Data File:	Cal Identifier:	Analysis Date/Time
1	3M111928.D	CAL @ 20 PPB	06/14/17 08:29	2	3M111926.D	CAL @ 5 PPB	06/14/17 07:55
3	3M111927.D	CAL @ 10 PPB	06/14/17 08:12	4	3M111935.D	CAL @ 50 PPB	06/14/17 10:26
5	3M111933.D	CAL @ 100 PPB	06/14/17 09:53	6	3M111931.D	CAL @ 250 PPB	06/14/17 09:19
7	3M111929.D	CAL @ 500 PPB	06/14/17 08:45	8	3M111925.D	CAL @ 1 PPB	06/14/17 07:37
9	3M111924.D	CAL @ 0.5 PPB	06/14/17 07:20				

Compound	Col	Mr	Fit:	RF1	RF2	RF3	RF4	RF5	RF6	RF7	RF8	RF9	AvgRf	RT	Corr1	Corr2	%Rsd		Calibration Level Concentrations Lvl1	Lvl2	Lvl3	Lvl4	Lvl5	Lvl6	Lvl7	Lvl8	Lvl9
Methylcyclohexane	1	0	Qua	0.1438	0.1096	0.1399	0.1427	0.1400	0.1409	0.1309	0.0383	-----	0.123	5.29	0.999	1.00	29	0.10 a	20.00	5.00	10.00	50.00	100.0	250.0	500.0	1.00	
Dibromomethane	1	0	Avg	0.1681	0.1488	0.1845	0.1739	0.1692	0.1554	0.1320	0.1299	-----	0.158	5.39	0.992	1.00	13		20.00	5.00	10.00	50.00	100.0	250.0	500.0	1.00	
1,2-Dichloropropane	1	0	Avg	0.2387	0.2032	0.2481	0.2451	0.2405	0.2332	0.2002	0.1968	-----	0.226	5.31	0.994	1.00	9.6	0.10	20.00	5.00	10.00	50.00	100.0	250.0	500.0	1.00	
Trichloroethene	1	0	Avg	0.2361	0.1912	0.2553	0.2391	0.2312	0.2188	0.1880	0.1607	-----	0.215	5.17	0.994	1.00	15	0.20 a	20.00	5.00	10.00	50.00	100.0	250.0	500.0	1.00	
Benzene	1	0	Avg	0.8533	0.7730	0.9297	0.8364	0.8013	0.6942	0.5347	0.7489	0.8631	0.782	4.78	0.978	1.00	15	0.50	20.00	5.00	10.00	50.00	100.0	250.0	500.0	1.00	0.50
tert-Amyl methyl ether	1	0	Avg	0.6994	0.6256	0.7397	0.7400	0.7118	0.6393	0.5029	0.6304	-----	0.661	4.81	0.982	1.00	12		20.00	5.00	10.00	50.00	100.0	250.0	500.0	1.00	
Iso-propylacetate	1	0	Avg	0.5962	0.5259	0.5984	0.6306	0.6152	0.5976	0.4860	0.4773	-----	0.566	4.77	0.988	1.00	11	0.50 a	20.00	5.00	10.00	50.00	100.0	250.0	500.0	1.00	
Methyl methacrylate	1	0	Avg	0.3180	0.2662	0.2983	0.3090	0.3119	0.3536	0.3014	0.2586	-----	0.302	5.34	0.994	0.998	9.9	0.50 a	20.00	5.00	10.00	50.00	100.0	250.0	500.0	1.00	
Dibromochloromethan	1	0	Qua	0.3057	0.2060	0.2840	0.3219	0.3430	0.3425	0.3021	0.1623	-----	0.283	6.44	0.996	1.00	23	0.10	20.00	5.00	10.00	50.00	100.0	250.0	500.0	1.00	
2-Chloroethylvinylethe	1	0	Avg	0.2302	0.1848	0.2319	0.2433	0.2504	0.2633	0.2354	0.1955	-----	0.229	5.63	0.997	0.999	12		20.00	5.00	10.00	50.00	100.0	250.0	500.0	1.00	
cis-1,3-Dichloropropen	1	0	Avg	0.5203	0.3825	0.4960	0.5351	0.5614	0.5502	0.4841	0.2925	-----	0.478	5.74	0.996	1.00	20	0.20	20.00	5.00	10.00	50.00	100.0	250.0	500.0	1.00	
trans-1,3-Dichloroprop	1	0	Qua	0.4722	0.3293	0.4416	0.5007	0.5351	0.5213	0.4438	0.2676	-----	0.439	6.06	0.993	1.00	21	0.10	20.00	5.00	10.00	50.00	100.0	250.0	500.0	1.00	
Ethyl methacrylate	1	0	Avg	0.3275	0.2668	0.3213	0.3378	0.3388	0.3398	0.2952	0.2062	-----	0.304	6.08	0.995	1.00	15	0.50 a	20.00	5.00	10.00	50.00	100.0	250.0	500.0	1.00	
1,1,2-Trichloroethane	1	0	Avg	0.3136	0.2783	0.3281	0.3109	0.3137	0.3078	0.2688	0.2337	-----	0.294	6.18	0.995	1.00	11	0.10	20.00	5.00	10.00	50.00	100.0	250.0	500.0	1.00	
1,2-Dibromoethane	1	0	Avg	0.3123	0.2750	0.3154	0.3143	0.3341	0.3261	0.2940	0.2489	-----	0.303	6.52	0.997	1.00	9.4	0.10	20.00	5.00	10.00	50.00	100.0	250.0	500.0	1.00	
1,3-Dichloropropane	1	0	Avg	0.5629	0.5029	0.5799	0.5425	0.5386	0.5019	0.4067	0.4304	-----	0.508	6.29	0.987	1.00	12		20.00	5.00	10.00	50.00	100.0	250.0	500.0	1.00	
4-Methyl-2-Pentanone	1	0	Avg	0.3537	0.2938	0.3513	0.3676	0.3788	0.4172	0.3755	0.2812	-----	0.352	5.81	0.997	0.999	13	0.10	20.00	5.00	10.00	50.00	100.0	250.0	500.0	1.00	
2-Hexanone	1	0	Avg	0.2528	0.1912	0.2453	0.2641	0.2631	0.2912	0.2498	0.1737	-----	0.241	6.30	0.994	0.999	16	0.10	20.00	5.00	10.00	50.00	100.0	250.0	500.0	1.00	
Tetrachloroethene	1	0	Avg	0.2021	0.1630	0.2001	0.1845	0.1829	0.1672	0.1364	0.1161	-----	0.169	6.28	0.988	1.00	18	0.20 a	20.00	5.00	10.00	50.00	100.0	250.0	500.0	1.00	
Toluene-d8	1	0	Avg	1.3146	1.3137	1.2909	1.2995	1.3498	1.3557	1.4114	1.2811	1.3174	1.33	5.90	-1	-1	3.0		30.00	30.00	30.00	30.00	30.00	30.00	30.00	30.00	30.00
Toluene	1	0	Avg	0.7262	0.6121	0.7516	0.6861	0.6855	0.6443	0.5346	0.5613	-----	0.650	5.94	0.990	1.00	12	0.40	20.00	5.00	10.00	50.00	100.0	250.0	500.0	1.00	
1,1,1,2-Tetrachloroeth	1	0	Avg	0.2594	0.1964	0.2550	0.2521	0.2583	0.2312	0.1764	0.1551	-----	0.223	6.84	0.977	1.00	19		20.00	5.00	10.00	50.00	100.0	250.0	500.0	1.00	
Chlorobenzene	1	0	Avg	0.7944	0.7078	0.8115	0.7459	0.7530	0.7106	0.5924	0.6552	-----	0.721	6.80	0.991	1.00	10	0.50	20.00	5.00	10.00	50.00	100.0	250.0	500.0	1.00	
n-Butyl acrylate	1	0	Qua	1.6391	1.2281	1.6059	1.8814	1.9576	2.0081	1.8305	1.0115	-----	1.65	7.07	0.998	1.00	22	0.50	20.00	5.00	10.00	50.00	100.0	250.0	500.0	1.00	
n-Amyl acetate	1	0	Avg	1.4914	1.2870	1.4863	1.6014	1.6726	1.7469	1.5481	1.1263	-----	1.50	7.20	0.996	0.999	14	0.50	20.00	5.00	10.00	50.00	100.0	250.0	500.0	1.00	
Bromoform	1	0	Qua	0.4545	0.2974	0.4274	0.5448	0.5971	0.6310	0.5905	0.2449	-----	0.474	7.32	0.999	1.00	30	0.10	20.00	5.00	10.00	50.00	100.0	250.0	500.0	1.00	
Ethylbenzene	1	0	Avg	0.6128	0.5629	0.6294	0.5812	0.5607	0.5028	0.3761	0.5345	-----	0.545	6.84	0.974	1.00	15	0.10	20.00	5.00	10.00	50.00	100.0	250.0	500.0	1.00	
1,1,2,2-Tetrachloroeth	1	0	Avg	1.0455	0.8773	1.0604	1.0811	1.0990	1.1346	1.0349	0.8624	-----	1.02	7.55	0.998	1.00	9.8	0.10	20.00	5.00	10.00	50.00	100.0	250.0	500.0	1.00	
Bromofluorobenzene	1	0	Avg	0.9876	1.0219	0.9930	1.0245	1.0420	1.0718	1.1347	0.9948	0.9989	1.03	7.49	-1	-1	4.6		30.00	30.00	30.00	30.00	30.00	30.00	30.00	30.00	30.00
Styrene	1	0	Avg	1.9650	1.6512	2.0153	1.9837	1.9607	1.7455	1.3962	1.3546	-----	1.76	7.17	0.984	1.00	15	0.30	20.00	5.00	10.00	50.00	100.0	250.0	500.0	1.00	
m&p-Xylenes	1	0	Avg	1.0117	0.8592	0.9962	0.9794	0.9433	0.8392	0.6860	0.7339	0.7774	0.870	6.91	0.987	1.00	14	0.10	40.00	10.00	20.00	100.0	200.0	500.0	1000.	2.00	1.00
o-Xylene	1	0	Avg	1.0493	0.8963	1.0392	1.0250	0.9983	0.8942	0.7369	0.7964	-----	0.930	7.16	0.988	1.00	13	0.30	20.00	5.00	10.00	50.00	100.0	250.0	500.0	1.00	
trans-1,4-Dichloro-2-b	1	0	Qua	0.3384	0.2618	0.3124	0.3801	0.3870	0.4058	0.3628	0.1912	-----	0.330	7.58	0.997	1.00	22		20.00	5.00	10.00	50.00	100.0	250.0	500.0	1.00	
1,3-Dichlorobenzene	1	0	Avg	1.1137	0.9548	1.1377	1.0894	1.0894	1.0495	0.9430	0.8994	-----	1.03	8.19	0.997	1.00	8.7	0.60	20.00	5.00	10.00	50.00	100.0	250.0	500.0	1.00	
1,4-Dichlorobenzene	1	0	Avg	1.1561	1.0108	1.1618	1.1395	1.1461	1.1061	0.9534	0.9093	-----	1.07	8.24	0.994	1.00	9.4	0.50	20.00	5.00	10.00	50.00	100.0	250.0	500.0	1.00	
1,2-Dichlorobenzene	1	0	Avg	1.1502	1.0071	1.1737	1.1263	1.1415	1.0945	0.9837	0.8923	-----	1.07	8.50	0.997	1.00	9.3	0.40	20.00	5.00	10.00	50.00	100.0	250.0	500.0	1.00	
Isopropylbenzene	1	0	Avg	2.0957	1.6004	1.9820	2.0425	2.0381	1.9243	1.7337	1.2615	-----	1.83	7.37	0.997	1.00	16	0.10	20.00	5.00	10.00	50.00	100.0	250.0	500.0	1.00	
Cyclohexanone	1	0	Avg	0.0852	0.0785	0.0846	0.0849	0.0837	0.1012	0.0970	0.0888	-----	0.0880	7.48	0.999	0.999	8.5		100.0	25.00	50.00	250.0	500.0	1250.	2500.	5.00	
Camphene	1	0	Qua	0.4908	0.3687	0.4182	0.4817	0.4719	0.4638	0.3907	0.1879	-----	0.409	7.57	0.992	1.00	24		20.00	5.00	10.00	50.00	100.0	250.0	500.0	1.00	
1,2,3-Trichloropropane	1	0	Avg	1.2266	1.0442	1.2286	1.3029	1.3143	1.3154	1.1234	0.9861	-----	1.19	7.60	0.994	1.00	11		20.00	5.00	10.00	50.00	100.0	250.0	500.0	1.00	
2-Chlorotoluene	1	0	Avg	1.2808	1.0937	1.3499	1.1873	1.2037	1.0409	0.8001	1.1033	-----	1.13	7.72	0.978	1.00	15		20.00	5.00	10.00	50.00	100.0	250.0	500.0	1.00	

Flags
a - failed the min rf criteria
c - failed the minimum correlation coeff criteria(if applicable)

Note: Avg Rsd: 14.2
Corr 1 = Correlation Coefficient for linear Eq.
Corr 2 = Correlation Coefficient for quad Eq.
Fit = Indicates whether Avg RF, Linear, or Quadratic Curve was used for compound.

Form 6
Initial Calibration

Method: EPA 8260C

Instrument: GCMS_3

Level #:	Data File:	Cal Identifier:	Analysis Date/Time	Level #:	Data File:	Cal Identifier:	Analysis Date/Time
1	3M111928.D	CAL @ 20 PPB	06/14/17 08:29	2	3M111926.D	CAL @ 5 PPB	06/14/17 07:55
3	3M111927.D	CAL @ 10 PPB	06/14/17 08:12	4	3M111935.D	CAL @ 50 PPB	06/14/17 10:26
5	3M111933.D	CAL @ 100 PPB	06/14/17 09:53	6	3M111931.D	CAL @ 250 PPB	06/14/17 09:19
7	3M111929.D	CAL @ 500 PPB	06/14/17 08:45	8	3M111925.D	CAL @ 1 PPB	06/14/17 07:37
9	3M111924.D	CAL @ 0.5 PPB	06/14/17 07:20				

Compound	Col	Mr	Fit:	RF1	RF2	RF3	RF4	RF5	RF6	RF7	RF8	RF9	AvgRf	RT	Corr1	Corr2	%Rsd		Calibration Level Concentrations Lvl1	Lvl2	Lvl3	Lvl4	Lvl5	Lvl6	Lvl7	Lvl8	Lvl9
p-Ethyltoluene	1	0	Avg	1.9812	1.6090	1.9162	1.9256	1.9882	1.8681	1.6917	1.1677	-----	1.77	7.69	0.997	1.00	16		20.00	5.00	10.00	50.00	100.0	250.0	500.0	1.00	
4-Chlorotoluene	1	0	Avg	1.3919	1.1312	1.3402	1.3162	1.2942	1.2243	0.9984	1.0624	-----	1.22	7.78	0.988	1.00	12		20.00	5.00	10.00	50.00	100.0	250.0	500.0	1.00	
n-Propylbenzene	1	0	Avg	2.2227	1.7485	2.1151	2.1377	2.0966	2.0008	1.6773	1.3883	-----	1.92	7.63	0.991	1.00	15		20.00	5.00	10.00	50.00	100.0	250.0	500.0	1.00	
Bromobenzene	1	0	Avg	1.9535	1.6910	1.9908	1.9775	1.9811	1.8391	1.5753	1.5835	-----	1.82	7.61	0.993	1.00	9.9		20.00	5.00	10.00	50.00	100.0	250.0	500.0	1.00	
1,3,5-Trimethylbenzen	1	0	Avg	1.5020	1.2062	1.4415	1.4431	1.2701	1.0909	0.8416	1.0203	-----	1.23	7.72	0.977	1.00	19		20.00	5.00	10.00	50.00	100.0	250.0	500.0	1.00	
Butyl methacrylate	1	0	Avg	1.0957	0.8306	1.1102	1.1278	1.1450	1.0315	0.8655	0.6932	-----	0.987	7.73	0.990	1.00	17	0.50	20.00	5.00	10.00	50.00	100.0	250.0	500.0	1.00	
t-Butylbenzene	1	0	Avg	1.3828	1.1116	1.2834	1.3356	1.3106	1.2980	1.1316	0.7510	-----	1.20	7.94	0.995	1.00	17		20.00	5.00	10.00	50.00	100.0	250.0	500.0	1.00	
1,2,4-Trimethylbenzen	1	0	Avg	1.8147	1.4197	1.6772	1.7301	1.7254	1.6365	1.4264	1.1560	-----	1.57	7.97	0.995	1.00	14		20.00	5.00	10.00	50.00	100.0	250.0	500.0	1.00	
sec-Butylbenzene	1	0	Qua	1.6174	1.3084	1.4936	1.5974	1.5766	1.5503	1.3800	0.7102	-----	1.40	8.08	0.996	1.00	21		20.00	5.00	10.00	50.00	100.0	250.0	500.0	1.00	
4-Isopropyltoluene	1	0	Qua	1.3659	1.0946	1.2512	1.3553	1.3197	1.3081	1.1304	0.6088	-----	1.18	8.16	0.994	1.00	21		20.00	5.00	10.00	50.00	100.0	250.0	500.0	1.00	
n-Butylbenzene	1	0	Qua	1.5329	1.2064	1.3612	1.5096	1.4826	1.4962	1.2834	0.6737	-----	1.32	8.42	0.994	1.00	22		20.00	5.00	10.00	50.00	100.0	250.0	500.0	1.00	
p-Diethylbenzene	1	0	Qua	0.7976	0.6052	0.6902	0.7955	0.7649	0.7769	0.6874	0.3656	-----	0.685	8.41	0.996	1.00	21		20.00	5.00	10.00	50.00	100.0	250.0	500.0	1.00	
1,2,4,5-Tetramethylbe	1	0	Avg	1.2037	0.8718	1.0757	1.2507	1.2338	1.2635	1.1007	0.7161	-----	1.09	8.92	0.995	1.00	18		20.00	5.00	10.00	50.00	100.0	250.0	500.0	1.00	
1,2-Dibromo-3-Chloro	1	0	Qua	0.1538	0.1006	0.1313	0.1820	0.1950	0.2325	0.2292	0.0388	-----	0.158	9.01	0.999	0.999	42	0.05 a	20.00	5.00	10.00	50.00	100.0	250.0	500.0	1.00	
Camphor	1	0	Avg	0.2273	0.1896	0.2424	0.2436	0.2277	0.2258	0.1740	0.2114	0.1391	0.209	9.49	0.982	0.999	17		200.0	50.00	100.0	500.0	1000.	2500.	5000.	10.00	5.00
Hexachlorobutadiene	1	0	Qua	0.2026	0.1760	0.1939	0.2767	0.2357	0.2221	0.1918	0.0568	-----	0.194	9.63	0.993	1.00	33		20.00	5.00	10.00	50.00	100.0	250.0	500.0	1.00	
1,2,4-Trichlorobenzen	1	0	Avg	0.4890	0.4261	0.4523	0.5174	0.5020	0.4992	0.4335	0.3631	-----	0.460	9.55	0.995	1.00	11	0.20	20.00	5.00	10.00	50.00	100.0	250.0	500.0	1.00	
1,2,3-Trichlorobenzen	1	0	Avg	0.4583	0.3644	0.4165	0.5098	0.4878	0.4897	0.4204	0.3730	-----	0.440	9.89	0.994	1.00	12		20.00	5.00	10.00	50.00	100.0	250.0	500.0	1.00	
Naphthalene	1	0	Avg	1.6343	1.2209	1.5533	1.8281	1.8057	1.8318	1.5369	1.3016	-----	1.59	9.73	0.992	1.00	15		20.00	5.00	10.00	50.00	100.0	250.0	500.0	1.00	

Flags
a - failed the min rf criteria
c - failed the minimum correlation coeff criteria(if applicable)

Note: Avg Rsd: 14.2
Corr 1 = Correlation Coefficient for linear Eq.
Corr 2 = Correlation Coefficient for quad Eq.
Fit = Indicates whether Avg RF, Linear, or Quadratic Curve was used for compound.

7063017 0043

Form7

Continuing Calibration

Calibration Name: CAL @ 20 PPB **Data File:** 3M113174.D **Instrument:** GCMS 3

Cont Calibration Date/Time 7/5/2017 9:08:00 A Method: EPA 8260C

TxtCompd:	Col#	Multi Num	Type	RT	Conc	Conc Exp	Lo Lim	MIN RF	Initial RF	RF	%Diff	Flag
Fluorobenzene	1	0	I	4.93	30.00	30	**			0.000	0.00	
Chlorodifluoromethane	1	0		1.54	21.18	20	20	0.1	0.336	0.356	5.88	
Dichlorodifluoromethane	1	0		1.53	25.95	20	20	0.1	0.154	0.224	29.74	C1
Chloromethane	1	0		1.69	27.03	20	20	0.1	0.197	0.267	35.13	C1
Bromomethane	1	0		2.06	31.68	20	20	0.1	0.118	0.187	58.39	C1
Vinyl Chloride	1	0		1.78	24.79	20	20	0.1	0.191	0.237	23.94	C1
Chloroethane	1	0		2.15	22.12	20	20	0.1	0.094	0.104	10.61	
Trichlorofluoromethane	1	0		2.35	29.62	20	20	0.1	0.251	0.371	48.08	C1
Ethyl ether	1	0		2.59	20.53	20	20	0.5	0.215	0.221	2.64	
Furan	1	0		2.62	20.91	20	20	0.5	0.387	0.404	4.55	
1,1,2-Trichloro-1,2,2-trifluoroetha	1	0		2.77	23.97	20	20	0.1	0.119	0.164	19.85	
Methylene Chloride	1	0		3.19	21.47	20	20	0.1	0.236	0.253	7.34	
Acrolein	1	0		2.71	109.15	100	20		0.035	0.038	9.15	
Acrylonitrile	1	0		3.40	21.15	20	20		0.087	0.092	5.73	
Iodomethane	1	0		2.92	22.71	20	20		0.207	0.235	13.56	
Acetone	1	0		2.83	108.82	100	20	0.1	0.083	0.090	8.82	
Carbon Disulfide	1	0		2.98	18.03	20	20	0.1	0.466	0.553	9.85	
t-Butyl Alcohol	1	0		3.25	99.55	100	20		0.027	0.027	0.45	
n-Hexane	1	0		3.62	19.20	20	20		0.096	0.107	3.98	
Di-isopropyl-ether	1	0		3.79	20.78	20	20		0.653	0.679	3.90	
1,1-Dichloroethene	1	0		2.78	23.92	20	20	0.1	0.280	0.335	19.61	
Methyl Acetate	1	0		3.09	19.81	20	20	0.1	0.320	0.317	0.96	
Methyl-t-butyl ether	1	0		3.40	23.58	20	20	0.1	0.615	0.725	17.88	
1,1-Dichloroethane	1	0		3.77	21.92	20	20	0.2	0.357	0.391	9.59	
trans-1,2-Dichloroethene	1	0		3.41	22.94	20	20	0.1	0.196	0.225	14.72	
Ethyl-t-butyl ether	1	0		4.06	22.88	20	20	0.5	0.714	0.817	14.38	
cis-1,2-Dichloroethene	1	0		4.19	22.36	20	20	0.1	0.402	0.449	11.80	
Bromochloromethane	1	0		4.36	19.51	20	20		0.188	0.183	2.45	
2,2-Dichloropropane	1	0		4.19	26.30	20	20		0.272	0.358	31.50	C1
Ethyl acetate	1	0		4.21	20.05	20	20		0.219	0.220	0.24	
1,4-Dioxane	1	0		5.37	1114.04	1000	20		0.003	0.004	11.40	
1,1-Dichloropropene	1	0		4.63	23.90	20	20		0.261	0.312	19.52	
Chloroform	1	0		4.40	23.90	20	20	0.2	0.406	0.486	19.51	
Dibromofluoromethane	1	0	S	4.50	37.60	30	**		0.243	0.305	25.33	
Cyclohexane	1	0		4.56	18.26	20	20	0.1	0.167	0.180	8.69	
1,2-Dichloroethane-d4	1	0	S	4.72	33.86	30	**		0.182	0.205	12.86	
1,2-Dichloroethane	1	0		4.77	23.79	20	20	0.1	0.385	0.458	18.94	
2-Butanone	1	0		4.20	21.11	20	20	0.1	0.111	0.117	5.54	
1,1,1-Trichloroethane	1	0		4.53	26.55	20	20	0.1	0.305	0.405	32.74	C1
Carbon Tetrachloride	1	0		4.63	30.46	20	20	0.1	0.205	0.313	52.28	C1
Vinyl Acetate	1	0		3.79	22.25	20	20		0.428	0.476	11.24	
Bromodichloromethane	1	0		5.46	26.68	20	20	0.2	0.294	0.393	33.38	C1
Methylcyclohexane	1	0		5.28	20.18	20	20	0.1	0.123	0.149	0.91	
Dibromomethane	1	0		5.38	25.67	20	20		0.158	0.203	28.37	C1
1,2-Dichloropropane	1	0		5.30	19.95	20	20	0.1	0.226	0.225	0.27	
Trichloroethene	1	0		5.16	23.47	20	20	0.2	0.215	0.252	17.35	
Benzene	1	0		4.77	20.88	20	20	0.5	0.782	0.816	4.39	
tert-Amyl methyl ether	1	0		4.80	22.52	20	20		0.661	0.744	12.59	
Chlorobenzene-d5	1	0	I	6.77	30.00	30	**			0.000	0.00	
Iso-propylacetate	1	0		4.76	20.10	20	20	0.5	0.566	0.569	0.50	
Methyl methacrylate	1	0		5.33	18.60	20	20	0.5	0.302	0.281	7.02	
Dibromochloromethane	1	0		6.42	18.11	20	20	0.1	0.283	0.331	9.45	

S-Surrogate Compound I-Internal Standard Compound

N/O or N/Q - Not applicable for this run C1-Compound %Diff exceeds limits ** - No limit specified in method

Note: 8260/8270 limits are compared against the %DIFF/R.F. 625 limits are compared against the %DIFF.

624 limits are compared against the concentration found. 524.2 limits are compared against the %DIFF

Form7

Continuing Calibration

Calibration Name: CAL @ 20 PPB **Data File:** 3M113174.D **Instrument:** GCMS 3

Cont Calibration Date/Time 7/5/2017 9:08:00 A Method: EPA 8260C

TxtCompd:	Col#	Multi Num	Type	RT	Conc	Conc Exp	Lo Lim	MIN RF	Initial RF	RF	%Diff	Flag
2-Chloroethylvinylether	1	0		5.61	18.01	20	20		0.229	0.207	9.96	
cis-1,3-Dichloropropene	1	0		5.73	19.81	20	20	0.2	0.478	0.473	0.97	
trans-1,3-Dichloropropene	1	0		6.05	16.01	20	20	0.1	0.439	0.459	19.94	
Ethyl methacrylate	1	0		6.06	20.09	20	20	0.5	0.304	0.306	0.44	
1,1,2-Trichloroethane	1	0		6.17	19.71	20	20	0.1	0.294	0.290	1.43	
1,2-Dibromoethane	1	0		6.51	19.32	20	20	0.1	0.303	0.292	3.38	
1,3-Dichloropropane	1	0		6.27	19.53	20	20		0.508	0.496	2.35	
4-Methyl-2-Pentanone	1	0		5.80	17.09	20	20	0.1	0.352	0.301	14.55	
2-Hexanone	1	0		6.29	17.93	20	20	0.1	0.241	0.216	10.36	
Tetrachloroethene	1	0		6.27	22.78	20	20	0.2	0.169	0.193	13.89	
Toluene-d8	1	0	S	5.89	28.31	30	**		1.326	1.251	5.63	
Toluene	1	0		5.93	18.77	20	20	0.4	0.650	0.610	6.15	
1,1,1,2-Tetrachloroethane	1	0		6.83	23.91	20	20		0.223	0.267	19.57	
Chlorobenzene	1	0		6.79	20.16	20	20	0.5	0.721	0.727	0.78	
1,4-Dichlorobenzene-d4	1	0	I	8.21	30.00	30	**			0.000	0.00	
n-Butyl acrylate	1	0		7.06	13.32	20	20	0.5	1.645	1.391	33.39	C1
n-Amyl acetate	1	0		7.19	17.19	20	20	0.5	1.495	1.285	14.07	
Bromoform	1	0		7.30	15.72	20	20	0.1	0.474	0.499	21.40	C1
Ethylbenzene	1	0		6.83	19.27	20	20	0.1	0.545	0.525	3.65	
1,1,2,2-Tetrachloroethane	1	0		7.54	16.96	20	20	0.1	1.024	0.869	15.21	
Bromofluorobenzene	1	0	S	7.48	28.73	30	**		1.030	0.986	4.23	
Styrene	1	0		7.16	18.62	20	20	0.3	1.759	1.638	6.90	
m&p-Xylenes	1	0		6.90	37.39	40	20	0.1	0.870	0.813	6.52	
o-Xylene	1	0		7.15	18.07	20	20	0.3	0.930	0.840	9.65	
trans-1,4-Dichloro-2-butene	1	0		7.57	16.11	20	20		0.330	0.341	19.44	
1,3-Dichlorobenzene	1	0		8.18	17.99	20	20	0.6	1.035	0.931	10.05	
1,4-Dichlorobenzene	1	0		8.23	18.73	20	20	0.5	1.073	1.005	6.36	
1,2-Dichlorobenzene	1	0		8.48	17.59	20	20	0.4	1.071	0.942	12.03	
Isopropylbenzene	1	0		7.36	17.86	20	20	0.1	1.835	1.639	10.69	
Cyclohexanone	1	0		7.46	57.41	100	20		0.088	0.051	42.59	C1
Camphene	1	0		7.55	16.87	20	20		0.409	0.435	15.64	
1,2,3-Trichloropropane	1	0		7.59	17.84	20	20		1.193	1.064	10.80	
2-Chlorotoluene	1	0		7.70	18.33	20	20		1.132	1.038	8.33	
p-Ethyltoluene	1	0		7.68	18.88	20	20		1.769	1.670	5.60	
4-Chlorotoluene	1	0		7.76	19.12	20	20		1.220	1.166	4.42	
n-Propylbenzene	1	0		7.62	18.18	20	20		1.923	1.749	9.08	
Bromobenzene	1	0		7.60	18.42	20	20		1.824	1.680	7.88	
1,3,5-Trimethylbenzene	1	0		7.71	19.83	20	20		1.227	1.217	0.83	
Butyl methacrylate	1	0		7.71	20.25	20	20	0.5	0.987	1.000	1.24	
t-Butylbenzene	1	0		7.93	18.19	20	20		1.201	1.092	9.07	
1,2,4-Trimethylbenzene	1	0		7.96	18.17	20	20		1.573	1.430	9.13	
sec-Butylbenzene	1	0		8.07	14.91	20	20		1.404	1.249	25.43	C1
4-Isopropyltoluene	1	0		8.15	14.51	20	20		1.179	1.040	27.43	C1
n-Butylbenzene	1	0		8.41	14.48	20	20		1.318	1.181	27.60	C1
p-Diethylbenzene	1	0		8.39	15.45	20	20		0.685	0.643	22.76	C1
1,2,4,5-Tetramethylbenzene	1	0		8.90	18.67	20	20		1.090	1.017	6.63	
1,2-Dibromo-3-Chloropropane	1	0		9.00	14.16	20	20	0.05	0.158	0.153	29.22	C1
Camphor	1	0		9.48	208.79	200	20		0.209	0.218	4.40	
Hexachlorobutadiene	1	0		9.61	16.41	20	20		0.194	0.206	17.94	
1,2,4-Trichlorobenzene	1	0		9.54	19.92	20	20	0.2	0.460	0.459	0.38	
1,2,3-Trichlorobenzene	1	0		9.88	18.96	20	20		0.440	0.417	5.18	
Naphthalene	1	0		9.72	18.75	20	20		1.589	1.490	6.24	

S-Surrogate Compound I-Internal Standard Compound

N/O or N/Q - Not applicable for this run C1-Compound %Diff exceeds limits ** - No limit specified in method

Note: 8260/8270 limits are compared against the %DIFF/R.F. 625 limits are compared against the %DIFF.

624 limits are compared against the concentration found. 524.2 limits are compared against the %DIFF

7063017 0046

FORM8

Internal Standard Areas

Evaluation Std Data File: 3M111928.D Method: EPA 8260C

Analysis Date/Time: 06/14/17 08:29

Lab File ID: CAL @ 20 PPB

	I1		I2		I3		I4		I5		I6		I7	
	Area	RT	Area	RT	Area	RT	Area	RT	Area	RT	Area	RT	Area	RT
Eval File Area/RT:	420846	4.94	306759	6.78	120663	8.23								
Eval File Area Limit:	210423-841692		153380-613518		60332-241326									
Eval File Rt Limit:	4.44-5.44		6.28-7.28		7.73-8.73									

Data File	Sample						
3M111923.D	BLK	400911	4.94	314935	6.78	120597	8.23
3M111924.D	CAL @ 0.5 PPB	394979	4.94	305131	6.78	113604	8.23
3M111925.D	CAL @ 1 PPB	400438	4.94	306979	6.78	118308	8.23
3M111926.D	CAL @ 5 PPB	408847	4.94	301484	6.78	115069	8.23
3M111927.D	CAL @ 10 PPB	403403	4.94	305628	6.78	119831	8.23
3M111928.D	CAL @ 20 PPB	420846	4.94	306759	6.78	120663	8.23
3M111929.D	CAL @ 500 PPB	398681	4.93	283443	6.78	97875	8.23
3M111931.D	CAL @ 250 PPB	417260	4.94	303508	6.78	112740	8.23
3M111933.D	CAL @ 100 PPB	418671	4.94	307673	6.79	116408	8.23
3M111935.D	CAL @ 50 PPB	402749	4.94	307810	6.78	116169	8.23
3M111938.D	ICV	392781	4.94	299012	6.78	120768	8.23

I1 =	Fluorobenzene	I4 =	I7 =	625/8270 Internal Standard concentration = 40 mg/L (in final extract)
I2 =	Chlorobenzene-d5	I5 =		624/8260 Internal Standard concentration = 30ug/L
I3 =	1,4-Dichlorobenzene-d4	I6 =		524 Internal Standard concentration =5ug/L

Internal Standard Areas

Upper Limit = + 100% of internal standard area from daily cal or mid pt.

Lower Limit = - 50% of internal standard area from daily cal or mid pt.

Flags:

A - Indicates the compound failed the internal standard area criteria

R - Indicates the compound failed the internal standard retention time criteria.

Retention Times: Limit = within +/- 0.5 min of internal standard retention time from the daily cal or mid pt.

7063017 0047

FORM8

Internal Standard Areas

Evaluation Std Data File: 3M113174.D Method: EPA 8260C

Analysis Date/Time: 07/05/17 09:08

Lab File ID: CAL @ 20 PPB

	I1		I2		I3		I4		I5		I6		I7	
	Area	RT	Area	RT	Area	RT	Area	RT	Area	RT	Area	RT	Area	RT
Eval File Area/RT:	262313	4.93	217941	6.77	91989	8.21								
Eval File Area Limit:	131156-524626		108970-435882		45994-183978									
Eval File Rt Limit:	4.43-5.43		6.27-7.27		7.71-8.71									

Data File	Sample						
3M113172.D	BLKDI	259513	4.93	208513	6.77	87315	8.21
3M113173.D	20 PPB	263191	4.93	217697	6.77	87243	8.21
3M113175.D	BLKDI	255734	4.93	216490	6.77	88005	8.21
3M113176.D	BLKDI	245851	4.93	205443	6.78	79337	8.22
3M113177.D	DAILY BLANK	183772	4.93	146621	6.78	59730	8.23
3M113178.D	DAILY BLANK	209590	4.93	170741	6.77	69019	8.22
3M113179.D	MBS61557	234554	4.93	194546	6.77	83392	8.21
3M113180.D	AC98778-002(T)	255656	4.93	211120	6.77	83456	8.21
3M113181.D	AC98778-003(T)	258439	4.93	204063	6.77	81849	8.22
3M113182.D	AC98624-002	262727	4.93	199393	6.77	75327	8.21
3M113183.D	AC98773-007	266180	4.93	200707	6.77	82150	8.22
3M113184.D	AC98778-004(T)	285395	4.93	215404	6.77	86507	8.21
3M113185.D	AC98778-005(T)	269345	4.93	203191	6.78	80031	8.23
3M113186.D	AC98778-006(T)	281465	4.93	210112	6.78	88022	8.22
3M113187.D	AC98778-007(T)	266656	4.93	200175	6.78	77694	8.22
3M113188.D	AC98778-008(T)	262666	4.93	198107	6.77	78403	8.21
3M113189.D	AC98778-009(T)	264998	4.93	199189	6.77	77958	8.21
3M113190.D	AC98778-008(T:MS)	262066	4.93	197296	6.77	77917	8.22
3M113191.D	AC98778-008(T:MSD)	273895	4.93	211855	6.77	84581	8.22
3M113192.D	BLK	276750	4.93	205056	6.78	81660	8.22
3M113193.D	AC98755-004	258548	4.93	197897	6.77	74016	8.21
3M113194.D	AC98789-001	269110	4.93	200010	6.77	78721	8.21
3M113195.D	AC98726-002	256282	4.93	189869	6.78	75494	8.22
3M113196.D	AC98755-005	263349	4.93	202660	6.77	81772	8.22
3M113197.D	AC98785-012(5X)	285523	4.93	212869	6.77	84564	8.21
3M113198.D	AC98789-002(5X)	265190	4.93	200289	6.77	82257	8.21
3M113199.D	AC98757-001(10X)	271116	4.93	202943	6.77	83629	8.22
3M113200.D	AC98755-003(20X)	261684	4.93	197502	6.77	80513	8.22
3M113201.D	AC98757-002(20X)	220600	4.93	165964	6.78	67858	8.22
3M113202.D	AC98755-002(200X)	270066	4.93	200944	6.77	81365	8.22

I1 =	Fluorobenzene	I4 =	I7 =	625/8270 Internal Standard concentration = 40 mg/L (in final extract)
I2 =	Chlorobenzene-d5	I5 =		624/8260 Internal Standard concentration = 30ug/L
I3 =	1,4-Dichlorobenzene-d4	I6 =		524 Internal Standard concentration =5ug/L

Internal Standard Areas

Upper Limit = + 100% of internal standard area from daily cal or mid pt.

Lower Limit = - 50% of internal standard area from daily cal or mid pt.

Flags:

A - Indicates the compound failed the internal standard area criteria

R - Indicates the compound failed the internal standard retention time criteria.

Retention Times: Limit = within +/- 0.5 min of internal standard retention time from the daily cal or mid pt.

Base Neutral/Acid Extractable Data

Form1

ORGANICS SEMIVOLATILE REPORT

Sample Number: AC98757-001
Client Id: TWP-2
Data File: 9M78926.D
Analysis Date: 07/03/17 14:51
Date Rec/Extracted: 06/29/17-07/03/17
Column: DB-5MS 30M 0.250mm ID 0.25um film

Method: EPA 8270D
Matrix: Aqueous
Initial Vol: 500ml
Final Vol: 0.5ml
Dilution: 1
Solids: 0

Units: ug/L

Cas #	Compound	RL	Conc	Cas #	Compound	RL	Conc
92-52-4	1,1'-Biphenyl	2.0	U	205-99-2	Benzo[b]fluoranthene	2.0	U
95-94-3	1,2,4,5-Tetrachlorobenzene	2.0	U	191-24-2	Benzo[g,h,i]perylene	2.0	U
58-90-2	2,3,4,6-Tetrachlorophenol	2.0	U	207-08-9	Benzo[k]fluoranthene	2.0	U
95-95-4	2,4,5-Trichlorophenol	2.0	U	111-91-1	bis(2-Chloroethoxy)methan	2.0	U
88-06-2	2,4,6-Trichlorophenol	2.0	U	111-44-4	bis(2-Chloroethyl)ether	0.50	U
120-83-2	2,4-Dichlorophenol	0.80	U	108-60-1	bis(2-chloroisopropyl)ether	2.0	U
105-67-9	**2,4-Dimethylphenol**	**0.50**	**3.7**	117-81-7	bis(2-Ethylhexyl)phthalate	2.0	U
51-28-5	2,4-Dinitrophenol	10	U	85-68-7	Butylbenzylphthalate	2.0	U
121-14-2	2,4-Dinitrotoluene	2.0	U	105-60-2	Caprolactam	2.0	U
606-20-2	2,6-Dinitrotoluene	2.0	U	86-74-8	Carbazole	2.0	U
91-58-7	2-Chloronaphthalene	2.0	U	218-01-9	Chrysene	2.0	U
95-57-8	2-Chlorophenol	2.0	U	53-70-3	Dibenzo[a,h]anthracene	2.0	U
91-57-6	**2-Methylnaphthalene**	**2.0**	**86**	132-64-9	Dibenzofuran	0.50	U
95-48-7	2-Methylphenol	0.50	U	84-66-2	Diethylphthalate	2.0	U
88-74-4	2-Nitroaniline	2.0	U	131-11-3	Dimethylphthalate	2.0	U
88-75-5	2-Nitrophenol	2.0	U	84-74-2	Di-n-butylphthalate	0.50	U
106-44-5	3&4-Methylphenol	0.50	U	117-84-0	Di-n-octylphthalate	2.0	U
91-94-1	3,3'-Dichlorobenzidine	2.0	U	206-44-0	Fluoranthene	2.0	U
99-09-2	3-Nitroaniline	2.0	U	86-73-7	Fluorene	2.0	U
534-52-1	4,6-Dinitro-2-methylphenol	10	U	118-74-1	Hexachlorobenzene	2.0	U
101-55-3	4-Bromophenyl-phenylether	2.0	U	87-68-3	Hexachlorobutadiene	2.0	U
59-50-7	4-Chloro-3-methylphenol	2.0	U	77-47-4	Hexachlorocyclopentadiene	2.0	U
106-47-8	4-Chloroaniline	0.50	U	67-72-1	Hexachloroethane	2.0	U
7005-72-3	4-Chlorophenyl-phenylether	2.0	U	193-39-5	Indeno[1,2,3-cd]pyrene	2.0	U
100-01-6	4-Nitroaniline	2.0	U	78-59-1	Isophorone	2.0	U
100-02-7	4-Nitrophenol	2.0	U	**91-20-3**	**Naphthalene**	**0.50**	**87**
83-32-9	Acenaphthene	2.0	U	98-95-3	Nitrobenzene	2.0	U
208-96-8	Acenaphthylene	2.0	U	621-64-7	N-Nitroso-di-n-propylamine	0.50	U
98-86-2	Acetophenone	2.0	U	86-30-6	n-Nitrosodiphenylamine	2.0	U
120-12-7	Anthracene	2.0	U	87-86-5	Pentachlorophenol	10	U
1912-24-9	Atrazine	2.0	U	85-01-8	Phenanthrene	2.0	U
100-52-7	Benzaldehyde	2.0	U	**108-95-2**	**Phenol**	**2.0**	**4.6**
56-55-3	Benzo[a]anthracene	2.0	U	129-00-0	Pyrene	2.0	U
50-32-8	Benzo[a]pyrene	2.0	U				

Worksheet #: 429458

Total Target Concentration 180

ColumnID: (^) Indicates results from 2nd column

U - Indicates the compound was analyzed but not detected.
B - Indicates the analyte was found in the blank as well as in the sample.
E - Indicates the analyte concentration exceeds the calibration range of the instrument.
R - Retention Time Out
J - Indicates an estimated value when a compound is detected at less than the specified detection limit.
d - Pesticide %Diff>40% between columns due to coelution. Lower concentration usea
N-Nitrosodiphenylamine decomposes in the GC inlet and is detected as diphenylamine
Chlordane (Total) is sum of a-Chlordane and y-Chlordane.

Quantitation Report (QT Reviewed)

7063017 0050

SampleID : AC98757-001 Operator : AH/JB Qt Meth : 9M_0606.M
Data File: 9M78926.D Sam Mult : 1 Vial# : 16 Qt On : 07/03/17 15:20
Acq On : 07/ 3/17 14:51 Misc : A,BNA Qt Upd On: 06/29/17 09:34

Data Path : G:\GcMsData\2017\GCMS_9\Data\07-03-17\
Qt Path : G:\GCMSDATA\2017\GCMS_9\METHODQT\
Qt Resp Via : Initial Calibration

Compound	R.T.	QIon	Response	Conc	Units	Dev(Min)
Internal Standards						
7) 1,4-Dioxane-d8(INT)	2.713	96	27562	40.00	ng	-0.02
21) 1,4-Dichlorobenzene-d4	5.933	152	69355	40.00	ng	-0.01
31) Naphthalene-d8	6.944	136	257962	40.00	ng	-0.02
50) Acenaphthene-d10	8.382	164	169616	40.00	ng	-0.02
77) Phenanthrene-d10	9.853	188	343846	40.00	ng	-0.02
91) Chrysene-d12	12.913	240	428755	40.00	ng	-0.02
103) Perylene-d12	14.549	264	379303	40.00	ng	-0.03
System Monitoring Compounds						
11) 2-Fluorophenol	4.740	112	110625	58.40	ng	0.00
Spiked Amount 100.000			Recovery = 58.40%			
16) Phenol-d5	5.617	99	131519	50.80	ng	0.00
Spiked Amount 100.000			Recovery = 50.80%			
32) Nitrobenzene-d5	6.377	128	57543	58.69	ng	-0.01
Spiked Amount 50.000			Recovery = 117.38%			
55) 2-Fluorobiphenyl	7.789	172	215535	39.82	ng	-0.02
Spiked Amount 50.000			Recovery = 79.64%			
80) 2,4,6-Tribromophenol	9.131	330	86560	72.75	ng	-0.02
Spiked Amount 100.000			Recovery = 72.75%			
94) Terphenyl-d14	11.661	244	263116	45.13	ng	-0.02
Spiked Amount 50.000			Recovery = 90.26%			
Target Compounds						Qvalue
17) Phenol	5.628	94	13692	4.6018	ng	95
36) 2,4-Dimethylphenol	6.676	107	8800	3.7084	ng	94
41) Naphthalene	6.960	128	627098	86.5197	ng	96
46) 2-Methylnaphthalene	7.500	142	430172	85.9569	ng	98

(#) = qualifier out of range (m) = manual integration (+) = signals summed

Ke

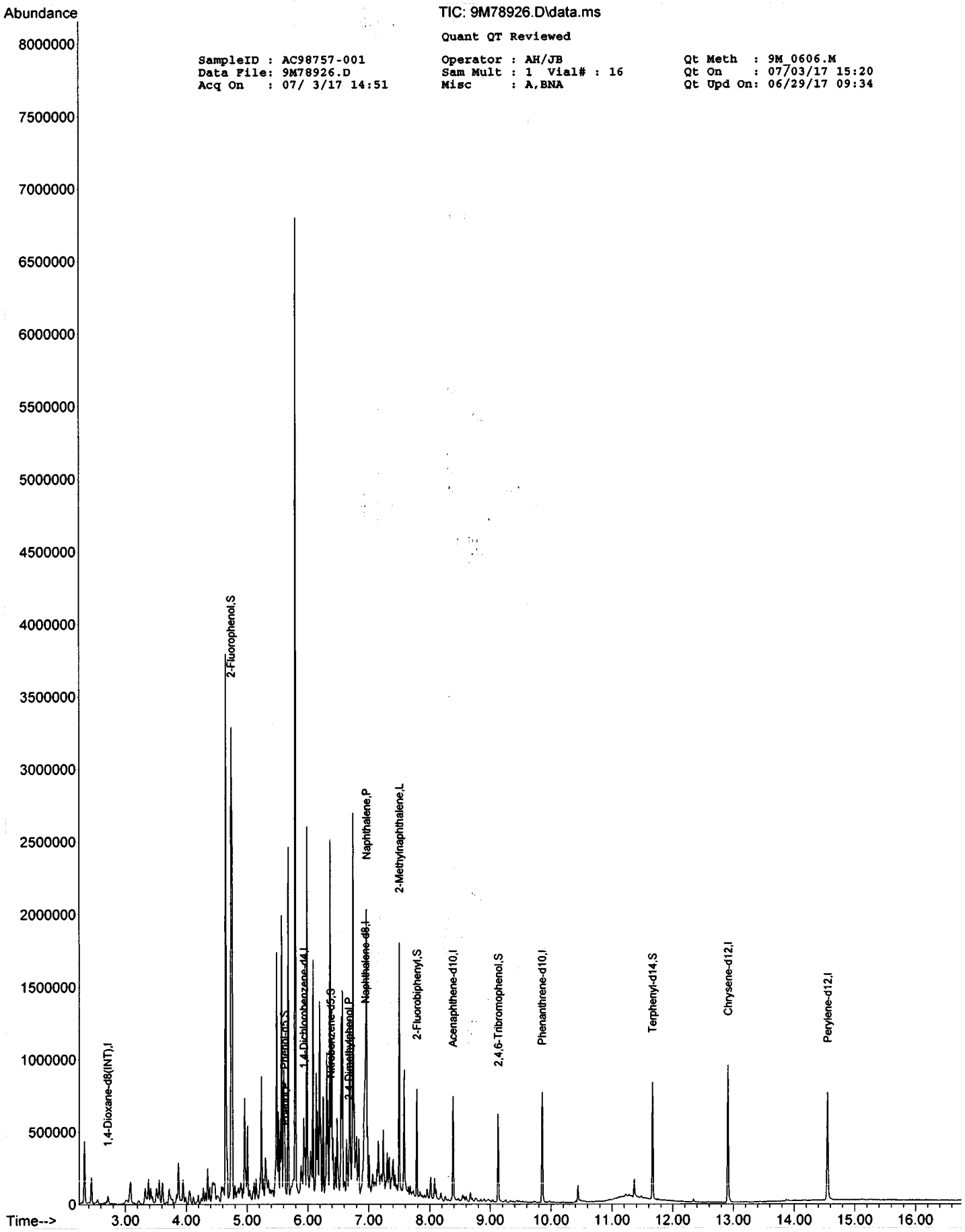
Abundance
TIC: 9M78926.D\data.ms
Quant QT Reviewed
SampleID : AC98757-001
Data File: 9M78926.D
Acq On : 07/ 3/17 14:51
Operator : AH/JB
Sam Mult : 1 Vial# : 16
Misc : A,BNA
Qt Meth : 9M_0606.M
Qt On : 07/03/17 15:20
Qt Upd On: 06/29/17 09:34
8000000
7500000
7000000
6500000
6000000
5500000
5000000
4500000
4000000
3500000
3000000
2500000
2000000
1500000
1000000
500000
0
Time-->
3.00
4.00
5.00
6.00
7.00
8.00
9.00
10.00
11.00
12.00
13.00
14.00
15.00
16.00
1,4-Dioxane-d8(INT),I
2-Fluorophenol,S
Phenol-d5,S
1,4-Dichlorobenzene-d4,I
Nitrobenzene-d5,S
2,4-Dimethylphenol,P
Naphthalene,P
Naphthalene-d8,I
2-Methylnaphthalene,L
2-Fluorobiphenyl,S
Acenaphthene-d10,I
2,4,6-Tribromophenol,S
Phenanthrene-d10,I
Terphenyl-d14,S
Chrysene-d12,I
Perylene-d12,I

Form1

ORGANICS SEMIVOLATILE REPORT

Sample Number: AC98757-002(3X)
Client Id: TWP-1
Data File: 9M78939.D
Analysis Date: 07/03/17 19:57
Date Rec/Extracted: 06/29/17-07/03/17
Column: DB-5MS 30M 0.250mm ID 0.25um film

Method: EPA 8270D
Matrix: Aqueous
Initial Vol: 500ml
Final Vol: 0.5ml
Dilution: 3
Solids: 0

Units: ug/L

Cas #	Compound	RL	Conc	Cas #	Compound	RL	Conc
92-52-4	1,1'-Biphenyl	6.0	U	205-99-2	Benzo[b]fluoranthene	6.0	U
95-94-3	1,2,4,5-Tetrachlorobenzene	6.0	U	191-24-2	Benzo[g,h,i]perylene	6.0	U
58-90-2	2,3,4,6-Tetrachlorophenol	6.0	U	207-08-9	Benzo[k]fluoranthene	6.0	U
95-95-4	2,4,5-Trichlorophenol	6.0	U	111-91-1	bis(2-Chloroethoxy)methan	6.0	U
88-06-2	2,4,6-Trichlorophenol	6.0	U	111-44-4	bis(2-Chloroethyl)ether	1.5	U
120-83-2	2,4-Dichlorophenol	2.4	U	108-60-1	bis(2-chloroisopropyl)ether	6.0	U
105-67-9	**2,4-Dimethylphenol**	**1.5**	**10**	117-81-7	bis(2-Ethylhexyl)phthalate	6.0	U
51-28-5	2,4-Dinitrophenol	30	U	85-68-7	Butylbenzylphthalate	6.0	U
121-14-2	2,4-Dinitrotoluene	6.0	U	105-60-2	Caprolactam	6.0	U
606-20-2	2,6-Dinitrotoluene	6.0	U	86-74-8	Carbazole	6.0	U
91-58-7	2-Chloronaphthalene	6.0	U	218-01-9	Chrysene	6.0	U
95-57-8	2-Chlorophenol	6.0	U	53-70-3	Dibenzo[a,h]anthracene	6.0	U
91-57-6	**2-Methylnaphthalene**	**6.0**	**120**	132-64-9	Dibenzofuran	1.5	U
95-48-7	2-Methylphenol	1.5	U	84-66-2	Diethylphthalate	6.0	U
88-74-4	2-Nitroaniline	6.0	U	131-11-3	Dimethylphthalate	6.0	U
88-75-5	2-Nitrophenol	6.0	U	84-74-2	Di-n-butylphthalate	1.5	U
106-44-5	3&4-Methylphenol	1.5	U	117-84-0	Di-n-octylphthalate	6.0	U
91-94-1	3,3'-Dichlorobenzidine	6.0	U	206-44-0	Fluoranthene	6.0	U
99-09-2	3-Nitroaniline	6.0	U	86-73-7	Fluorene	6.0	U
534-52-1	4,6-Dinitro-2-methylphenol	30	U	118-74-1	Hexachlorobenzene	6.0	U
101-55-3	4-Bromophenyl-phenylether	6.0	U	87-68-3	Hexachlorobutadiene	6.0	U
59-50-7	4-Chloro-3-methylphenol	6.0	U	77-47-4	Hexachlorocyclopentadiene	6.0	U
106-47-8	4-Chloroaniline	1.5	U	67-72-1	Hexachloroethane	6.0	U
7005-72-3	4-Chlorophenyl-phenylether	6.0	U	193-39-5	Indeno[1,2,3-cd]pyrene	6.0	U
100-01-6	4-Nitroaniline	6.0	U	78-59-1	Isophorone	6.0	U
100-02-7	4-Nitrophenol	6.0	U	**91-20-3**	**Naphthalene**	**1.5**	**160**
83-32-9	Acenaphthene	6.0	U	98-95-3	Nitrobenzene	6.0	U
208-96-8	Acenaphthylene	6.0	U	621-64-7	N-Nitroso-di-n-propylamine	1.5	U
98-86-2	Acetophenone	6.0	U	86-30-6	n-Nitrosodiphenylamine	6.0	U
120-12-7	Anthracene	6.0	U	87-86-5	Pentachlorophenol	30	U
1912-24-9	Atrazine	6.0	U	85-01-8	Phenanthrene	6.0	U
100-52-7	Benzaldehyde	6.0	U	108-95-2	Phenol	6.0	U
56-55-3	Benzo[a]anthracene	6.0	U	129-00-0	Pyrene	6.0	U
50-32-8	Benzo[a]pyrene	6.0	U				

Worksheet #: 429458 *Total Target Concentration* 290 ColumnID: (^) Indicates results from 2nd column

U - Indicates the compound was analyzed but not detected.
B - Indicates the analyte was found in the blank as well as in the sample.
E - Indicates the analyte concentration exceeds the calibration range of the instrument.
R - Retention Time Out
J - Indicates an estimated value when a compound is detected at less than the specified detection limit.
d - Pesticide %Diff>40% between columns due to coelution. Lower concentration usea
N-Nitrosodiphenylamine decomposes in the GC inlet and is detected as diphenylamine
Chlordane (Total) is sum of a-Chlordane and y-Chlordane.

Quantitation Report (QT Reviewed)

7063017 0053

SampleID : AC98757-002(3X) Operator : AH/JB Qt Meth : 9M_0606.M
Data File: 9M78939.D Sam Mult : 1 Vial# : 29 Qt On : 07/05/17 10:18
Acq On : 07/ 3/17 19:57 Misc : A,BNA:3 Qt Upd On: 06/29/17 09:34

Data Path : G:\GcMsData\2017\GCMS_9\Data\07-03-17\
Qt Path : G:\GCMSDATA\2017\GCMS_9\METHODQT\
Qt Resp Via : Initial Calibration

Compound	R.T.	QIon	Response	Conc	Units	Dev(Min)
Internal Standards						
7) 1,4-Dioxane-d8(INT)	2.713	96	31248	40.00	ng	-0.02
21) 1,4-Dichlorobenzene-d4	5.933	152	77991	40.00	ng	-0.01
31) Naphthalene-d8	6.943	136	300202	40.00	ng	-0.02
50) Acenaphthene-d10	8.382	164	202499	40.00	ng	-0.02
77) Phenanthrene-d10	9.853	188	429109	40.00	ng	-0.02
91) Chrysene-d12	12.913	240	523569	40.00	ng	-0.02
103) Perylene-d12	14.549	264	463385	40.00	ng	-0.03
System Monitoring Compounds						
11) 2-Fluorophenol	4.740	112	38405	17.88	ng	0.00
Spiked Amount 100.000			Recovery = 17.88%			
16) Phenol-d5	5.617	99	47337	16.13	ng	0.00
Spiked Amount 100.000			Recovery = 16.13%			
32) Nitrobenzene-d5	6.377	128	22089	19.36	ng	-0.01
Spiked Amount 50.000			Recovery = 38.72%			
55) 2-Fluorobiphenyl	7.789	172	76461	11.83	ng	-0.02
Spiked Amount 50.000			Recovery = 23.66%			
80) 2,4,6-Tribromophenol	9.126	330	25881	18.27	ng	-0.02
Spiked Amount 100.000			Recovery = 18.27%			
94) Terphenyl-d14	11.661	244	96864	13.61	ng	-0.02
Spiked Amount 50.000			Recovery = 27.22%			
Target Compounds						Qvalue
36) 2,4-Dimethylphenol	6.671	107	9313	3.3724	ng	97
41) Naphthalene	6.960	128	449724	52.5346	ng	82
46) 2-Methylnaphthalene	7.500	142	230721	39.6158	ng	98

(#) = qualifier out of range (m) = manual integration (+) = signals summed


Abundance
TIC: 9M78939.D\data.ms
Quant QT Reviewed
SampleID : AC98757-002(3X)
Data File: 9M78939.D
Acq On : 07/ 3/17 19:57
Operator : AH/JB
Sam Mult : 1 Vial# : 29
Misc : A,BNA:3
Qt Meth : 9M_0606.M
Qt On : 07/05/17 10:18
Qt Upd On: 06/29/17 09:34
2-Fluorophenol,S
1,4-Dichlorobenzene-d4,I
Nitrobenzene-d5,S
2,4-Dimethylphenol,P
Naphthalene-d8,P
2-Methylnaphthalene,L
2-Fluorobiphenyl,S
Acenaphthene-d10,I
2,4,6-Tribromophenol,S
Phenanthrene-d10,I
Terphenyl-d14,S
Chrysene-d12,I
Perylene-d12,I
1,4-Dioxane-d8(INT),I
Time-->

Form1

ORGANICS SEMIVOLATILE REPORT

Sample Number: WMB60330
Client Id:
Data File: 9M78923.D
Analysis Date: 07/03/17 13:41
Date Rec/Extracted: NA-07/03/17
Column: DB-5MS 30M 0.250mm ID 0.25um film

Method: EPA 8270D
Matrix: Aqueous
Initial Vol: 1000ml
Final Vol: 1ml
Dilution: 1
Solids: 0

Units: ug/L

Cas #	Compound	RL	Conc	Cas #	Compound	RL	Conc
92-52-4	1,1'-Biphenyl	2.0	U	205-99-2	Benzo[b]fluoranthene	2.0	U
95-94-3	1,2,4,5-Tetrachlorobenzene	2.0	U	191-24-2	Benzo[g,h,i]perylene	2.0	U
58-90-2	2,3,4,6-Tetrachlorophenol	2.0	U	207-08-9	Benzo[k]fluoranthene	2.0	U
95-95-4	2,4,5-Trichlorophenol	2.0	U	111-91-1	bis(2-Chloroethoxy)methan	2.0	U
88-06-2	2,4,6-Trichlorophenol	2.0	U	111-44-4	bis(2-Chloroethyl)ether	0.50	U
120-83-2	2,4-Dichlorophenol	0.80	U	108-60-1	bis(2-chloroisopropyl)ether	2.0	U
105-67-9	2,4-Dimethylphenol	0.50	U	117-81-7	bis(2-Ethylhexyl)phthalate	2.0	U
51-28-5	2,4-Dinitrophenol	10	U	85-68-7	Butylbenzylphthalate	2.0	U
121-14-2	2,4-Dinitrotoluene	2.0	U	105-60-2	Caprolactam	2.0	U
606-20-2	2,6-Dinitrotoluene	2.0	U	86-74-8	Carbazole	2.0	U
91-58-7	2-Chloronaphthalene	2.0	U	218-01-9	Chrysene	2.0	U
95-57-8	2-Chlorophenol	2.0	U	53-70-3	Dibenzo[a,h]anthracene	2.0	U
91-57-6	2-Methylnaphthalene	2.0	U	132-64-9	Dibenzofuran	0.50	U
95-48-7	2-Methylphenol	0.50	U	84-66-2	Diethylphthalate	2.0	U
88-74-4	2-Nitroaniline	2.0	U	131-11-3	Dimethylphthalate	2.0	U
88-75-5	2-Nitrophenol	2.0	U	84-74-2	Di-n-butylphthalate	0.50	U
106-44-5	3&4-Methylphenol	0.50	U	117-84-0	Di-n-octylphthalate	2.0	U
91-94-1	3,3'-Dichlorobenzidine	2.0	U	206-44-0	Fluoranthene	2.0	U
99-09-2	3-Nitroaniline	2.0	U	86-73-7	Fluorene	2.0	U
534-52-1	4,6-Dinitro-2-methylphenol	10	U	118-74-1	Hexachlorobenzene	2.0	U
101-55-3	4-Bromophenyl-phenylether	2.0	U	87-68-3	Hexachlorobutadiene	2.0	U
59-50-7	4-Chloro-3-methylphenol	2.0	U	77-47-4	Hexachlorocyclopentadiene	2.0	U
106-47-8	4-Chloroaniline	0.50	U	67-72-1	Hexachloroethane	2.0	U
7005-72-3	4-Chlorophenyl-phenylether	2.0	U	193-39-5	Indeno[1,2,3-cd]pyrene	2.0	U
100-01-6	4-Nitroaniline	2.0	U	78-59-1	Isophorone	2.0	U
100-02-7	4-Nitrophenol	2.0	U	91-20-3	Naphthalene	0.50	U
83-32-9	Acenaphthene	2.0	U	98-95-3	Nitrobenzene	2.0	U
208-96-8	Acenaphthylene	2.0	U	621-64-7	N-Nitroso-di-n-propylamine	0.50	U
98-86-2	Acetophenone	2.0	U	86-30-6	n-Nitrosodiphenylamine	2.0	U
120-12-7	Anthracene	2.0	U	87-86-5	Pentachlorophenol	10	U
1912-24-9	Atrazine	2.0	U	85-01-8	Phenanthrene	2.0	U
100-52-7	Benzaldehyde	2.0	U	108-95-2	Phenol	2.0	U
56-55-3	Benzo[a]anthracene	2.0	U	129-00-0	Pyrene	2.0	U
50-32-8	Benzo[a]pyrene	2.0	U				

Worksheet #: 429458

Total Target Concentration 0

ColumnID: (^) Indicates results from 2nd column

U - Indicates the compound was analyzed but not detected.
B - Indicates the analyte was found in the blank as well as in the sample.
E - Indicates the analyte concentration exceeds the calibration range of the instrument.
R - Retention Time Out
J - Indicates an estimated value when a compound is detected at less than the specified detection limit.
d - Pesticide %Diff>40% between columns due to coelution. Lower concentration usea
N-Nitrosodiphenylamine decomposes in the GC inlet and is detected as diphenylamine
Chlordane (Total) is sum of a-Chlordane and y-Chlordane.

Quantitation Report (QT Reviewed)

7063017 0056

SampleID : WMB60330 Operator : AH/JB Qt Meth : 9M_0606.M
Data File: 9M78923.D Sam Mult : 1 Vial# : 13 Qt On : 07/03/17 13:58
Acq On : 07/ 3/17 13:41 Misc : A,BNA Qt Upd On: 06/29/17 09:34

Data Path : G:\GcMsData\2017\GCMS_9\Data\07-03-17\
Qt Path : G:\GCMSDATA\2017\GCMS_9\METHODQT\
Qt Resp Via : Initial Calibration

Compound	R.T.	QIon	Response	Conc Units	Dev(Min)
Internal Standards					
7) 1,4-Dioxane-d8(INT)	2.718	96	21349	40.00 ng	-0.01
21) 1,4-Dichlorobenzene-d4	5.933	152	53337	40.00 ng	-0.01
31) Naphthalene-d8	6.938	136	197011	40.00 ng	-0.02
50) Acenaphthene-d10	8.382	164	131697	40.00 ng	-0.02
77) Phenanthrene-d10	9.853	188	281997	40.00 ng	-0.02
91) Chrysene-d12	12.913	240	375683	40.00 ng	-0.02
103) Perylene-d12	14.549	264	343769	40.00 ng	-0.03
System Monitoring Compounds					
11) 2-Fluorophenol	4.740	112	66987	45.65 ng	0.00
Spiked Amount 100.000			Recovery = 45.65%		
16) Phenol-d5	5.612	99	66914	33.37 ng	0.00
Spiked Amount 100.000			Recovery = 33.37%		
32) Nitrobenzene-d5	6.377	128	26133	34.90 ng	-0.01
Spiked Amount 50.000			Recovery = 69.80%		
55) 2-Fluorobiphenyl	7.789	172	165299	39.33 ng	-0.02
Spiked Amount 50.000			Recovery = 78.66%		
80) 2,4,6-Tribromophenol	9.131	330	65241	67.17 ng	-0.02
Spiked Amount 100.000			Recovery = 67.17%		
94) Terphenyl-d14	11.661	244	247625	48.48 ng	-0.02
Spiked Amount 50.000			Recovery = 96.96%		

Target Compounds Qvalue

(#) = qualifier out of range (m) = manual integration (+) = signals summed

k


Abundance
TIC: 9M78923.D\data.ms
Quant QT Reviewed
SampleID : WMB60330
Data File: 9M78923.D
Acq On : 07/ 3/17 13:41
Operator : AH/JB
Sam Mult : 1 Vial# : 13
Misc : A,BNA
Qt Meth : 9M_0606.M
Qt On : 07/03/17 13:58
Qt Upd On: 06/29/17 09:34
1,4-Dioxane-d8(INT),I
2-Fluorophenol,S
Phenol-d5,S
1,4-Dichlorobenzene-d4,I
Nitrobenzene-d5,S
Naphthalene-d8,I
2-Fluorobiphenyl,S
Acenaphthene-d10,I
2,4,6-Tribromophenol,S
Phenanthrene-d10,I
Terphenyl-d14,S
Chrysene-d12,I
Perylene-d12,I
Time-->

FORM2

Surrogate Recovery

Method: EPA 8270D

Dfile	Sample#	Matrix	Date/Time	Surr Dil	Dilute Out Flag	Column1 S1 Recov	Column1 S2 Recov	Column1 S3 Recov	Column1 S4 Recov	Column1 S5 Recov	Column1 S6 Recov
9M78923.D	WMB60330	A	07/03/17 13:41	1		46	33	70	79	67	97
9M78926.D	AC98757-001	A	07/03/17 14:51	1		58	51	117	80	73	90
9M78939.D	AC98757-002(3X)	A	07/03/17 19:57	3		54	48	116	71	55	82
9M78922.D	WMB60330(MS)	A	07/03/17 13:17	1		62	47	106	116	102	159*
9M78928.D	AC98723-001(T)	A	07/03/17 15:39	1		89	84	106	113	99	126
9M78929.D	AC98723-001(T)(MS)	A	07/03/17 16:02	1		77	78	100	86	98	114
9M78930.D	AC98723-001(T)(MSD)	A	07/03/17 16:26	1		81	83	89	93	102	122

Flags: SD=Surrogate diluted out
*=Surrogate out

Method: EPA 8270D

Aqueous Laboratory Limits

Compound	Spike Amt	Limits
S1=2-Fluorophenol	100	29-113
S2=Phenol-d5	100	27-115
S3=Nitrobenzene-d5	50	51-139
S4=2-Fluorobiphenyl	50	53-129
S5=2,4,6-Tribromophenol	100	54-149
S6=Terphenyl-d14	50	55-146

Form3
Recovery Data Laboratory Limits
QC Batch: WMB60330

	Data File	Sample ID:	Analysis Date
Spike or Dup:	9M78922.D	WMB60330(MS)	7/3/2017 1:17:00 PM
Non Spike(If applicable):			
Inst Blank(If applicable):			

Method: 8270D Matrix: Aqueous QC Type: MBS

Analyte:	Col	Spike Conc	Sample Conc	Expected Conc	Recovery	Lower Limit	Upper Limit
1,4-Dioxane	1	50.7977	0	100	51	20	160
Pyridine	1	17.5794	0	100	18	5	150
N-Nitrosodimethylamine	1	62.2391	0	100	62	50	150
Benzaldehyde	1	134.6616	0	100	135	20	150
Aniline	1	66.0749	0	100	66	20	150
Pentachloroethane	1	65.5456	0	100	66	50	130
bis(2-Chloroethyl)ether	1	84.9201	0	100	85	50	130
Phenol	1	47.6031	0	100	48	20	150
2-Chlorophenol	1	85.1212	0	100	85	70	130
N-Decane	1	56.6845	0	100	57	40	130
1,3-Dichlorobenzene	1	77.7231	0	100	78	50	130
1,4-Dichlorobenzene	1	76.4171	0	100	76	50	130
1,2-Dichlorobenzene	1	77.8005	0	100	78	50	130
Benzyl alcohol	1	82.69	0	100	83	70	130
bis(2-chloroisopropyl)ether	1	64.1314	0	100	64	40	130
2-Methylphenol	1	77.1929	0	100	77	60	130
Acetophenone	1	94.1659	0	100	94	50	130
Hexachloroethane	1	72.519	0	100	73	50	130
N-Nitroso-di-n-propylamine	1	83.2896	0	100	83	50	130
3&4-Methylphenol	1	78.6595	0	100	79	50	130
Nitrobenzene	1	89.0423	0	100	89	70	130
Isophorone	1	91.0086	0	100	91	70	130
2-Nitrophenol	1	106.0248	0	100	106	70	130
2,4-Dimethylphenol	1	90.2407	0	100	90	50	130
Benzoic Acid	1	37.5663	0	100	38	20	130
bis(2-Chloroethoxy)methane	1	87.9886	0	100	88	70	130
2,4-Dichlorophenol	1	99.4104	0	100	99	70	130
1,2,4-Trichlorobenzene	1	94.5419	0	100	95	50	130
Naphthalene	1	89.0394	0	100	89	70	130
4-Chloroaniline	1	135.9075	0	100	136	50	150
Hexachlorobutadiene	1	97.2328	0	100	97	70	130
Caprolactam	1	45.4644	0	100	45	20	130
4-Chloro-3-methylphenol	1	104.1444	0	100	104	70	130
2-Methylnaphthalene	1	98.9511	0	100	99	70	130
1-Methylnaphthalene	1	96.9984	0	100	97	70	130
1,1'-Biphenyl	1	98.0263	0	100	98	70	130
1,2,4,5-Tetrachlorobenzene	1	116.9739	0	100	117	70	130
Hexachlorocyclopentadiene	1	109.1835	0	100	109	20	130
2,4,6-Trichlorophenol	1	114.8424	0	100	115	70	130
2,4,5-Trichlorophenol	1	130.842	0	100	131 *	70	130
2-Chloronaphthalene	1	96.8723	0	100	97	70	130
1,4-Dimethylnaphthalene	1	90.9379	0	100	91	70	130
Diphenyl Ether	1	108.4974	0	100	108	70	130
2-Nitroaniline	1	107.7795	0	100	108	50	150
Coumarin	1	83.5066	0	100	84	70	130
Acenaphthylene	1	100.0892	0	100	100	70	130
Dimethylphthalate	1	102.0047	0	100	102	70	130
2,6-Dinitrotoluene	1	97.3032	0	100	97	70	130
Acenaphthene	1	102.1647	0	100	102	70	130
3-Nitroaniline	1	116.0205	0	100	116	50	150
2,4-Dinitrophenol	1	104.8522	0	100	105	20	150
Dibenzofuran	1	108.997	0	100	109	70	130
2,4-Dinitrotoluene	1	100.7325	0	100	101	40	130
4-Nitrophenol	1	47.5848	0	100	48	20	150
2,3,4,6-Tetrachlorophenol	1	120.8261	0	100	121	70	130
Fluorene	1	102.7874	0	100	103	70	130
4-Chlorophenyl-phenylether	1	108.2451	0	100	108	70	130
Diethylphthalate	1	104.9193	0	100	105	50	130
4-Nitroaniline	1	109.5307	0	100	110	50	150
Atrazine	1	126.3011	0	100	126	50	130
4,6-Dinitro-2-methylphenol	1	111.9153	0	100	112	70	130

* - Indicates outside of limits # - Indicates outside of standard limits but within method exceedance limits

Form3
Recovery Data Laboratory Limits
QC Batch: WMB60330

n-Nitrosodiphenylamine	1	77.0607	0	100	77	50	130
1,2-Diphenylhydrazine	1	86.7725	0	100	87	70	130
4-Bromophenyl-phenylether	1	104.3374	0	100	104	70	130
Hexachlorobenzene	1	107.6871	0	100	108	70	130
N-Octadecane	1	91.9517	0	100	92	70	130
Pentachlorophenol	1	109.7267	0	100	110	40	130
Phenanthrene	1	97.9867	0	100	98	70	130
Anthracene	1	95.6565	0	100	96	70	130
Carbazole	1	101.615	0	100	102	70	130
Di-n-butylphthalate	1	98.4856	0	100	98	70	130
Fluoranthene	1	108.8904	0	100	109	70	130
Pyrene	1	105.2678	0	100	105	70	130
Benzidine	1	14.7022	0	100	15	1	130
Butylbenzylphthalate	1	102.2428	0	100	102	50	130
3,3'-Dichlorobenzidine	1	151.8593	0	100	152 *	1	150
Benzo[a]anthracene	1	105.3294	0	100	105	70	130
Chrysene	1	106.2684	0	100	106	50	130
bis(2-Ethylhexyl)phthalate	1	93.7282	0	100	94	70	130
Di-n-octylphthalate	1	94.396	0	100	94	70	130
Benzo[b]fluoranthene	1	109.6531	0	100	110	70	130
Benzo[k]fluoranthene	1	102.3331	0	100	102	70	130
Benzo[a]pyrene	1	100.3706	0	100	100	70	130
Indeno[1,2,3-cd]pyrene	1	109.1701	0	100	109	70	130
Dibenzo[a,h]anthracene	1	97.4791	0	100	97	70	130
Benzo[g,h,i]perylene	1	102.0712	0	100	102	70	130

* - Indicates outside of limits # - Indicates outside of standard limits but within method exceedance limits

Form3
Recovery Data Laboratory Limits
QC Batch: WMB60330

	Data File	Sample ID:	Analysis Date
Spike or Dup:	9M78929.D	AC98723-001(T)(MS)	7/3/2017 4:02:00 PM
Non Spike(If applicable):	9M78928.D	AC98723-001(T)	7/3/2017 3:39:00 PM
Inst Blank(If applicable):			

Method: 8270D Matrix: Aqueous QC Type: MS

Analyte:	Col	Spike Conc	Sample Conc	Expected Conc	Recovery	Lower Limit	Upper Limit
1,4-Dioxane	1	63.2119	0	100	63	20	160
Pyridine	1	13.5312	0	100	14	5	150
N-Nitrosodimethylamine	1	76.0695	0	100	76	50	150
Benzaldehyde	1	120.6337	0	100	121	20	150
Aniline	1	32.4464	0	100	32	20	150
Pentachloroethane	1	60.7587	0	100	61	50	130
bis(2-Chloroethyl)ether	1	79.8418	0	100	80	50	130
Phenol	1	74.7448	0	100	75	20	150
2-Chlorophenol	1	82.0442	0	100	82	70	130
N-Decane	1	51.5007	0	100	52	40	130
1,3-Dichlorobenzene	1	70.9284	0	100	71	50	130
1,4-Dichlorobenzene	1	77.2796	0	100	77	50	130
1,2-Dichlorobenzene	1	78.6554	0	100	79	50	130
Benzyl alcohol	1	86.5729	0	100	87	70	130
bis(2-chloroisopropyl)ether	1	64.2924	0	100	64	40	130
2-Methylphenol	1	87.9391	0	100	88	60	130
Acetophenone	1	94.4758	0	100	94	50	130
Hexachloroethane	1	72.8466	0	100	73	50	130
N-Nitroso-di-n-propylamine	1	83.626	0	100	84	50	130
3&4-Methylphenol	1	92.8958	0	100	93	50	130
Nitrobenzene	1	89.7925	0	100	90	70	130
Isophorone	1	90.5752	0	100	91	70	130
2-Nitrophenol	1	107.7391	0	100	108	70	130
2,4-Dimethylphenol	1	92.0794	0	100	92	50	130
Benzoic Acid	1	88.2449	0	100	88	20	130
bis(2-Chloroethoxy)methane	1	87.7095	0	100	88	70	130
2,4-Dichlorophenol	1	103.1585	0	100	103	70	130
1,2,4-Trichlorobenzene	1	93.9077	0	100	94	50	130
Naphthalene	1	88.1053	0	100	88	70	130
4-Chloroaniline	1	90.8125	0	100	91	50	150
Hexachlorobutadiene	1	96.501	0	100	97	70	130
Caprolactam	1	96.8823	0	100	97	20	130
4-Chloro-3-methylphenol	1	106.5071	0	100	107	70	130
2-Methylnaphthalene	1	94.3465	0	100	94	70	130
1-Methylnaphthalene	1	93.4708	0	100	93	70	130
1,1'-Biphenyl	1	95.0333	0	100	95	70	130
1,2,4,5-Tetrachlorobenzene	1	113.5973	0	100	114	70	130
Hexachlorocyclopentadiene	1	107.7861	0	100	108	20	130
2,4,6-Trichlorophenol	1	114.42	0	100	114	70	130
2,4,5-Trichlorophenol	1	129.4911	0	100	129	70	130
2-Chloronaphthalene	1	94.7339	0	100	95	70	130
1,4-Dimethylnaphthalene	1	89.1866	0	100	89	70	130
Diphenyl Ether	1	106.5066	0	100	107	70	130
2-Nitroaniline	1	99.4673	0	100	99	50	150
Coumarin	1	81.9932	0	100	82	70	130
Acenaphthylene	1	97.0913	0	100	97	70	130
Dimethylphthalate	1	100.1363	0	100	100	70	130
2,6-Dinitrotoluene	1	95.8657	0	100	96	70	130
Acenaphthene	1	101.5056	0	100	102	70	130
3-Nitroaniline	1	102.3483	0	100	102	50	150
2,4-Dinitrophenol	1	110.0909	0	100	110	20	150
Dibenzofuran	1	103.2429	0	100	103	70	130
2,4-Dinitrotoluene	1	100.8613	0	100	101	40	130
4-Nitrophenol	1	94.3764	0	100	94	20	150
2,3,4,6-Tetrachlorophenol	1	121.8489	0	100	122	70	130
Fluorene	1	102.2801	0	100	102	70	130
4-Chlorophenyl-phenylether	1	108.2319	0	100	108	70	130
Diethylphthalate	1	103.3092	0	100	103	50	130
4-Nitroaniline	1	104.0101	0	100	104	50	150
Atrazine	1	117.3933	0	100	117	50	130
4,6-Dinitro-2-methylphenol	1	112.0697	0	100	112	70	130

* - Indicates outside of limits # - Indicates outside of standard limits but within method exceedance limits

Form3
Recovery Data Laboratory Limits
QC Batch: WMB60330

n-Nitrosodiphenylamine	1	76.6035	0	100	77	50	130
1,2-Diphenylhydrazine	1	85.5442	0	100	86	70	130
4-Bromophenyl-phenylether	1	101.4779	0	100	101	70	130
Hexachlorobenzene	1	107.93	0	100	108	70	130
N-Octadecane	1	88.4223	0	100	88	70	130
Pentachlorophenol	1	116.1173	0	100	116	40	130
Phenanthrene	1	97.6565	0	100	98	70	130
Anthracene	1	94.5487	0	100	95	70	130
Carbazole	1	98.6084	0	100	99	70	130
Di-n-butylphthalate	1	97.7831	0	100	98	70	130
Fluoranthene	1	102.9014	0	100	103	70	130
Pyrene	1	103.0799	0	100	103	70	130
Benzidine	1	0	0	100	0*	1	130
Butylbenzylphthalate	1	100.7254	0	100	101	50	130
3,3'-Dichlorobenzidine	1	103.9273	0	100	104	1	150
Benzo[a]anthracene	1	103.3684	0	100	103	70	130
Chrysene	1	105.3776	0	100	105	50	130
bis(2-Ethylhexyl)phthalate	1	93.4034	0	100	93	70	130
Di-n-octylphthalate	1	95.2385	0	100	95	70	130
Benzo[b]fluoranthene	1	108.7008	0	100	109	70	130
Benzo[k]fluoranthene	1	102.0988	0	100	102	70	130
Benzo[a]pyrene	1	99.7712	0	100	100	70	130
Indeno[1,2,3-cd]pyrene	1	108.1024	0	100	108	70	130
Dibenzo[a,h]anthracene	1	96.7943	0	100	97	70	130
Benzo[g,h,i]perylene	1	100.6007	0	100	101	70	130

* - Indicates outside of limits # - Indicates outside of standard limits but within method exceedance limits

Form3
Recovery Data Laboratory Limits
QC Batch: WMB60330

	Data File	Sample ID:	Analysis Date
Spike or Dup:	9M78930.D	AC98723-001(T)(MSD)	7/3/2017 4:26:00 PM
Non Spike(If applicable):	9M78928.D	AC98723-001(T)	7/3/2017 3:39:00 PM
Inst Blank(If applicable):			

Method: 8270D Matrix: Aqueous QC Type: MSD

Analyte:	Col	Spike Conc	Sample Conc	Expected Conc	Recovery	Lower Limit	Upper Limit
1,4-Dioxane	1	64.5426	0	100	65	20	160
Pyridine	1	31.7782	0	100	32	5	150
N-Nitrosodimethylamine	1	78.749	0	100	79	50	150
Benzaldehyde	1	122.1262	0	100	122	20	150
Aniline	1	51.4822	0	100	51	20	150
Pentachloroethane	1	61.2323	0	100	61	50	130
bis(2-Chloroethyl)ether	1	85.1883	0	100	85	50	130
Phenol	1	80.3379	0	100	80	20	150
2-Chlorophenol	1	87.7462	0	100	88	70	130
N-Decane	1	51.3775	0	100	51	40	130
1,3-Dichlorobenzene	1	67.8211	0	100	68	50	130
1,4-Dichlorobenzene	1	72.7386	0	100	73	50	130
1,2-Dichlorobenzene	1	74.0342	0	100	74	50	130
Benzyl alcohol	1	89.5338	0	100	90	70	130
bis(2-chloroisopropyl)ether	1	64.2345	0	100	64	40	130
2-Methylphenol	1	91.3096	0	100	91	60	130
Acetophenone	1	98.3857	0	100	98	50	130
Hexachloroethane	1	67.7151	0	100	68	50	130
N-Nitroso-di-n-propylamine	1	90.1149	0	100	90	50	130
3&4-Methylphenol	1	96.3532	0	100	96	50	130
Nitrobenzene	1	89.1036	0	100	89	70	130
Isophorone	1	96.5525	0	100	97	70	130
2-Nitrophenol	1	114.4222	0	100	114	70	130
2,4-Dimethylphenol	1	98.1692	0	100	98	50	130
Benzoic Acid	1	87.8103	0	100	88	20	130
bis(2-Chloroethoxy)methane	1	93.6396	0	100	94	70	130
2,4-Dichlorophenol	1	107.8328	0	100	108	70	130
1,2,4-Trichlorobenzene	1	95.5897	0	100	96	50	130
Naphthalene	1	91.0532	0	100	91	70	130
4-Chloroaniline	1	106.7097	0	100	107	50	150
Hexachlorobutadiene	1	96.7043	0	100	97	70	130
Caprolactam	1	100.396	0	100	100	20	130
4-Chloro-3-methylphenol	1	111.6032	0	100	112	70	130
2-Methylnaphthalene	1	99.5561	0	100	100	70	130
1-Methylnaphthalene	1	100.7206	0	100	101	70	130
1,1'-Biphenyl	1	101.7035	0	100	102	70	130
1,2,4,5-Tetrachlorobenzene	1	119.843	0	100	120	70	130
Hexachlorocyclopentadiene	1	112.3186	0	100	112	20	130
2,4,6-Trichlorophenol	1	121.5146	0	100	122	70	130
2,4,5-Trichlorophenol	1	137.9339	0	100	138 *	70	130
2-Chloronaphthalene	1	101.5188	0	100	102	70	130
1,4-Dimethylnaphthalene	1	94.9894	0	100	95	70	130
Diphenyl Ether	1	114.5828	0	100	115	70	130
2-Nitroaniline	1	107.0116	0	100	107	50	150
Coumarin	1	86.8908	0	100	87	70	130
Acenaphthylene	1	103.7615	0	100	104	70	130
Dimethylphthalate	1	107.8803	0	100	108	70	130
2,6-Dinitrotoluene	1	102.663	0	100	103	70	130
Acenaphthene	1	108.8796	0	100	109	70	130
3-Nitroaniline	1	108.1794	0	100	108	50	150
2,4-Dinitrophenol	1	112.8862	0	100	113	20	150
Dibenzofuran	1	108.6294	0	100	109	70	130
2,4-Dinitrotoluene	1	107.3106	0	100	107	40	130
4-Nitrophenol	1	95.8218	0	100	96	20	150
2,3,4,6-Tetrachlorophenol	1	127.6948	0	100	128	70	130
Fluorene	1	108.674	0	100	109	70	130
4-Chlorophenyl-phenylether	1	112.7579	0	100	113	70	130
Diethylphthalate	1	109.4323	0	100	109	50	130
4-Nitroaniline	1	108.8912	0	100	109	50	150
Atrazine	1	122.233	0	100	122	50	130
4,6-Dinitro-2-methylphenol	1	116.6571	0	100	117	70	130

* - Indicates outside of limits # - Indicates outside of standard limits but within method exceedance limits

Form3
Recovery Data Laboratory Limits
QC Batch: WMB60330

n-Nitrosodiphenylamine	1	81.4667	0	100	81	50	130
1,2-Diphenylhydrazine	1	90.3413	0	100	90	70	130
4-Bromophenyl-phenylether	1	107.9587	0	100	108	70	130
Hexachlorobenzene	1	114.5957	0	100	115	70	130
N-Octadecane	1	93.0895	0	100	93	70	130
Pentachlorophenol	1	121.0628	0	100	121	40	130
Phenanthrene	1	103.3178	0	100	103	70	130
Anthracene	1	99.9804	0	100	100	70	130
Carbazole	1	104.1112	0	100	104	70	130
Di-n-butylphthalate	1	102.7262	0	100	103	70	130
Fluoranthene	1	114.2112	0	100	114	70	130
Pyrene	1	110.1541	0	100	110	70	130
Benzidine	1	3.0013	0	100	3	1	130
Butylbenzylphthalate	1	108.5754	0	100	109	50	130
3,3'-Dichlorobenzidine	1	114.8984	0	100	115	1	150
Benzo[a]anthracene	1	111.6359	0	100	112	70	130
Chrysene	1	112.1333	0	100	112	50	130
bis(2-Ethylhexyl)phthalate	1	100.5777	0	100	101	70	130
Di-n-octylphthalate	1	100.5041	0	100	101	70	130
Benzo[b]fluoranthene	1	116.5383	0	100	117	70	130
Benzo[k]fluoranthene	1	106.4911	0	100	106	70	130
Benzo[a]pyrene	1	106.1368	0	100	106	70	130
Indeno[1,2,3-cd]pyrene	1	115.122	0	100	115	70	130
Dibenzo[a,h]anthracene	1	101.653	0	100	102	70	130
Benzo[g,h,i]perylene	1	107.3131	0	100	107	70	130

* - Indicates outside of limits # - Indicates outside of standard limits but within method exceedance limits

Form3
RPD Data Laboratory Limits
QC Batch: WMB60330

	Data File	Sample ID:	Analysis Date
Spike or Dup:	9M78930.D	AC98723-001(T)(MSD)	7/3/2017 4:26:00 PM
Duplicate(If applicable):	9M78929.D	AC98723-001(T)(MS)	7/3/2017 4:02:00 PM
Inst Blank(If applicable):			

Method: 8270D Matrix: Aqueous QC Type: MSD

Analyte:	Column	Dup/MSD/MBSD Conc	Sample/MS/MBS Conc	RPD	Limit
1,4-Dioxane	1	64.5426	63.2119	2.1	20
Pyridine	1	31.7782	13.5312	81*	40
N-Nitrosodimethylamine	1	78.749	76.0695	3.5	20
Benzaldehyde	1	122.1262	120.6337	1.2	20
Aniline	1	51.4822	32.4464	45*	20
Pentachloroethane	1	61.2323	60.7587	0.78	20
bis(2-Chloroethyl)ether	1	85.1883	79.8418	6.5	20
Phenol	1	80.3379	74.7448	7.2	40
2-Chlorophenol	1	87.7462	82.0442	6.7	40
N-Decane	1	51.3775	51.5007	0.24	20
1,3-Dichlorobenzene	1	67.8211	70.9284	4.5	20
1,4-Dichlorobenzene	1	72.7386	77.2796	6.1	40
1,2-Dichlorobenzene	1	74.0342	78.6554	6.1	20
Benzyl alcohol	1	89.5338	86.5729	3.4	20
bis(2-chloroisopropyl)ether	1	64.2345	64.2924	0.09	20
2-Methylphenol	1	91.3096	87.9391	3.8	40
Acetophenone	1	98.3857	94.4758	4.1	20
Hexachloroethane	1	67.7151	72.8466	7.3	40
N-Nitroso-di-n-propylamine	1	90.1149	83.626	7.5	40
3&4-Methylphenol	1	96.3532	92.8958	3.7	40
Nitrobenzene	1	89.1036	89.7925	0.77	40
Isophorone	1	96.5525	90.5752	6.4	20
2-Nitrophenol	1	114.4222	107.7391	6	20
2,4-Dimethylphenol	1	98.1692	92.0794	6.4	40
Benzoic Acid	1	87.8103	88.2449	0.49	20
bis(2-Chloroethoxy)methane	1	93.6396	87.7095	6.5	20
2,4-Dichlorophenol	1	107.8328	103.1585	4.4	20
1,2,4-Trichlorobenzene	1	95.5897	93.9077	1.8	40
Naphthalene	1	91.0532	88.1053	3.3	40
4-Chloroaniline	1	106.7097	90.8125	16	20
Hexachlorobutadiene	1	96.7043	96.501	0.21	40
Caprolactam	1	100.396	96.8823	3.6	20
4-Chloro-3-methylphenol	1	111.6032	106.5071	4.7	40
2-Methylnaphthalene	1	99.5561	94.3465	5.4	20
1-Methylnaphthalene	1	100.7206	93.4708	7.5	20
1,1'-Biphenyl	1	101.7035	95.0333	6.8	20
1,2,4,5-Tetrachlorobenzene	1	119.843	113.5973	5.4	20
Hexachlorocyclopentadiene	1	112.3186	107.7861	4.1	20
2,4,6-Trichlorophenol	1	121.5146	114.42	6	40
2,4,5-Trichlorophenol	1	137.9339	129.4911	6.3	40
2-Chloronaphthalene	1	101.5188	94.7339	6.9	20
1,4-Dimethylnaphthalene	1	94.9894	89.1866	6.3	20
Diphenyl Ether	1	114.5828	106.5066	7.3	20
2-Nitroaniline	1	107.0116	99.4673	7.3	20
Coumarin	1	86.8908	81.9932	5.8	20
Acenaphthylene	1	103.7615	97.0913	6.6	20
Dimethylphthalate	1	107.8803	100.1363	7.4	20
2,6-Dinitrotoluene	1	102.663	95.8657	6.8	20
Acenaphthene	1	108.8796	101.5056	7	40
3-Nitroaniline	1	108.1794	102.3483	5.5	20
2,4-Dinitrophenol	1	112.8862	110.0909	2.5	20
Dibenzofuran	1	108.6294	103.2429	5.1	20
2,4-Dinitrotoluene	1	107.3106	100.8613	6.2	40
4-Nitrophenol	1	95.8218	94.3764	1.5	40
2,3,4,6-Tetrachlorophenol	1	127.6948	121.8489	4.7	20
Fluorene	1	108.674	102.2801	6.1	40
4-Chlorophenyl-phenylether	1	112.7579	108.2319	4.1	20
Diethylphthalate	1	109.4323	103.3092	5.8	20
4-Nitroaniline	1	108.8912	104.0101	4.6	20
Atrazine	1	122.233	117.3933	4	20
4,6-Dinitro-2-methylphenol	1	116.6571	112.0697	4	20
n-Nitrosodiphenylamine	1	81.4667	76.6035	6.2	20
1,2-Diphenylhydrazine	1	90.3413	85.5442	5.5	20

Form3
RPD Data Laboratory Limits
QC Batch: WMB60330

4-Bromophenyl-phenylether	1	107.9587	101.4779	6.2	20
Hexachlorobenzene	1	114.5957	107.93	6	40
N-Octadecane	1	93.0895	88.4223	5.1	20
Pentachlorophenol	1	121.0628	116.1173	4.2	40
Phenanthrene	1	103.3178	97.6565	5.6	20
Anthracene	1	99.9804	94.5487	5.6	20
Carbazole	1	104.1112	98.6084	5.4	20
Di-n-butylphthalate	1	102.7262	97.7831	4.9	20
Fluoranthene	1	114.2112	102.9014	10	20
Pyrene	1	110.1541	103.0799	6.6	40
Benzidine	1	3.0013	0	200 *	20
Butylbenzylphthalate	1	108.5754	100.7254	7.5	40
3,3'-Dichlorobenzidine	1	114.8984	103.9273	10	20
Benzo[a]anthracene	1	111.6359	103.3684	7.7	20
Chrysene	1	112.1333	105.3776	6.2	20
bis(2-Ethylhexyl)phthalate	1	100.5777	93.4034	7.4	20
Di-n-octylphthalate	1	100.5041	95.2385	5.4	20
Benzo[b]fluoranthene	1	116.5383	108.7008	7	20
Benzo[k]fluoranthene	1	106.4911	102.0988	4.2	20
Benzo[a]pyrene	1	106.1368	99.7712	6.2	20
Indeno[1,2,3-cd]pyrene	1	115.122	108.1024	6.3	20
Dibenzo[a,h]anthracene	1	101.653	96.7943	4.9	20
Benzo[g,h,i]perylene	1	107.3131	100.6007	6.5	20

* - Indicates outside of limits NA - Both concentrations=0... no result can be calculated

FORM 4
Blank Summary

Blank Number: WMB60330
Blank Data File: 9M78923.D
Matrix: Aqueous

Blank Analysis Date: 07/03/17 13:41
Blank Extraction Date: 07/03/17
(If Applicable)
Method: EPA 8270D

Sample Number	Data File	Analysis Date
AC98757-001	9M78926.D	07/03/17 14:51
AC98757-002(3X)	9M78939.D	07/03/17 19:57
AC98723-001(T)(M	9M78930.D	07/03/17 16:26
AC98723-001(T)(M	9M78929.D	07/03/17 16:02
AC98723-001(T)	9M78928.D	07/03/17 15:39
WMB60330(MS)	9M78922.D	07/03/17 13:17

Form 5

Tune Name: CAL DFTPP
Instrument: GCMS 9

Data File: 9M78604.D
Analysis Date: 06/06/17 09:58
Method: EPA 8270D

Tune Scan/Time Range: Scan 1480

Tgt Mass	Rel Mass	Lo Lim	Hi Lim	Rel Abund	Raw Abund	Pass/ Fail
51	198	30	60	40.3	28784	PASS
68	69	0.00	2	0.0	0	PASS
69	198	0.00	100	46.6	33296	PASS
70	69	0.00	2	0.0	0	PASS
127	198	40	60	53.7	38384	PASS
197	198	0.00	1	0.0	0	PASS
198	198	100	100	100.0	71472	PASS
199	198	5	9	7.7	5483	PASS
275	198	10	30	28.0	20032	PASS
365	198	1	100	3.8	2735	PASS
441	443	0.01	100	83.6	7022	PASS
442	198	40	100	58.9	42088	PASS
443	442	17	23	20.0	8402	PASS

Data File	Sample Number	Analysis Date:
9M78605.D	CAL BNA@50PPM	06/06/17 10:34
9M78606.D	CAL BNA@10PPM	06/06/17 10:58
9M78607.D	CAL BNA@196PP	06/06/17 11:33
9M78608.D	CAL BNA@160PP	06/06/17 11:56
9M78609.D	CAL BNA@120PP	06/06/17 12:19
9M78610.D	CAL BNA@80PPM	06/06/17 12:42
9M78611.D	CAL BNA@20PPM	06/06/17 13:05
9M78612.D	CAL BNA@2PPM	06/06/17 13:28
9M78613.D	CAL BNA@0.5PP	06/06/17 13:51
9M78614.D	ICV BNA@50PPM	06/06/17 15:01

Data Path : G:\GcMsData\2017\GCMS_9\Data\06-06-17\
Data File : 9M78604.D
Acq On : 6 Jun 2017 9:58
Operator : AH/JB
Sample : CAL DFTPP
Misc : A,BNA
ALS Vial : 1 Sample Multiplier: 1

Integration File: LSCINT.P

Method : G:\GCMSDATA\2017\GCMS_9\METHODQT\9M_0427.M
Title : @GCMS_9,mg,625,8270
Last Update : Thu Apr 27 12:50:18 2017

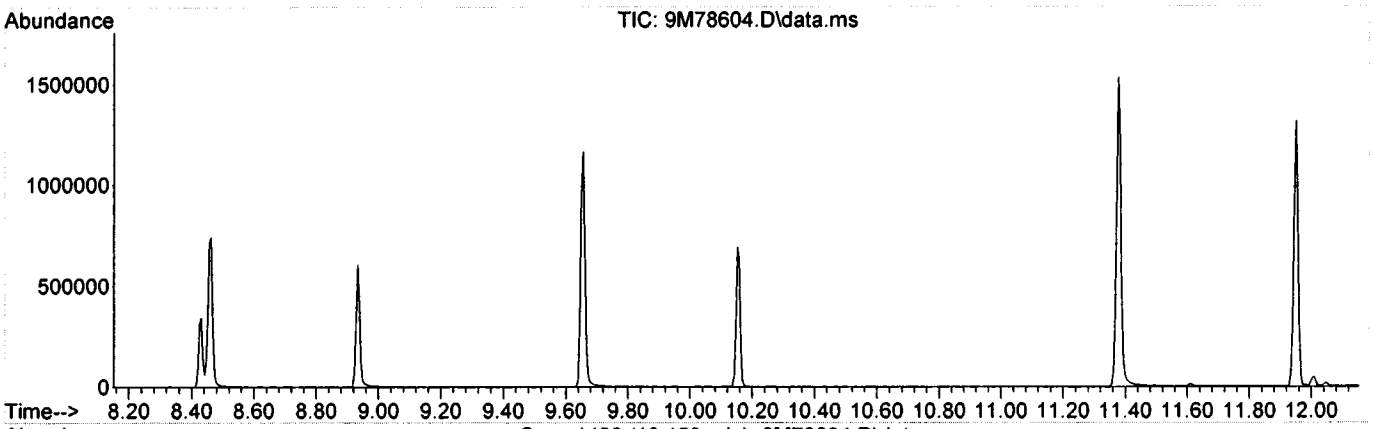

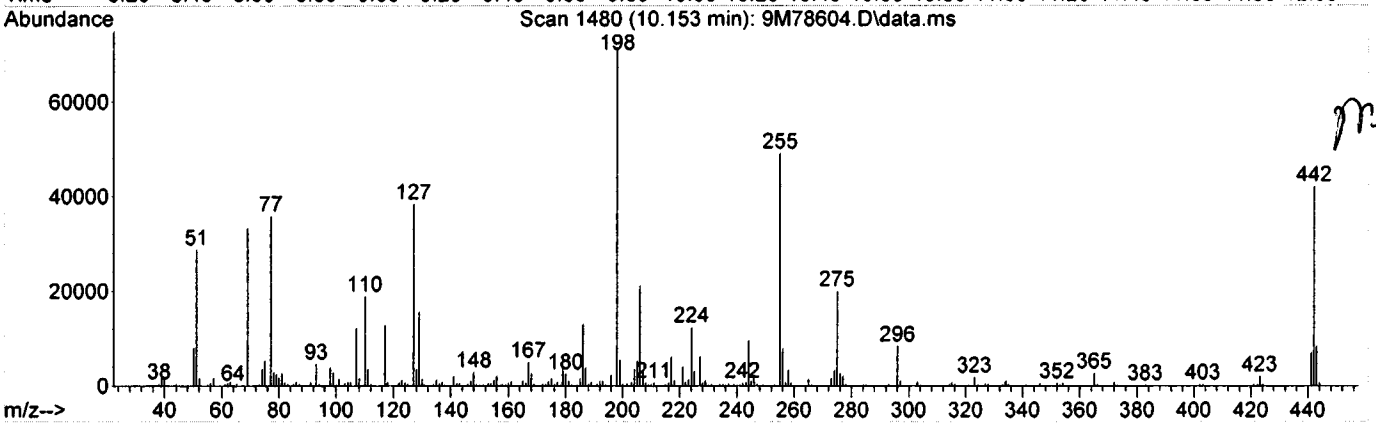

Spectrum Information: Scan 1480

Target Mass	Rel. to Mass	Lower Limit%	Upper Limit%	Rel. Abn%	Raw Abn	Result Pass/Fail
51	198	30	60	40.3	28784	PASS
68	69	0.00	2	0.0	0	PASS
69	198	0.00	100	46.6	33296	PASS
70	69	0.00	2	0.0	0	PASS
127	198	40	60	53.7	38384	PASS
197	198	0.00	1	0.0	0	PASS
198	198	100	100	100.0	71472	PASS
199	198	5	9	7.7	5483	PASS
275	198	10	30	28.0	20032	PASS
365	198	1	100	3.8	2735	PASS
441	443	0.01	100	83.6	7022	PASS
442	198	40	100	58.9	42088	PASS
443	442	17	23	20.0	8402	PASS

Form 5

Tune Name: CAL DFTPP **Data File:** 9M78910.D
Instrument: GCMS 9 **Analysis Date:** 07/03/17 08:18
Method: EPA 8270D

Tune Scan/Time Range: Average of 10.142 to 10.148 min

Tgt Mass	Rel Mass	Lo Lim	Hi Lim	Rel Abund	Raw Abund	Pass/ Fail
51	198	30	60	33.4	46372	PASS
68	69	0.00	2	0.0	0	PASS
69	198	0.00	100	39.1	54304	PASS
70	69	0.00	2	0.7	403	PASS
127	198	40	60	46.2	64240	PASS
197	198	0.00	1	0.0	0	PASS
198	198	100	100	100.0	138900	PASS
199	198	5	9	7.1	9848	PASS
275	198	10	30	27.6	38380	PASS
365	198	1	100	3.3	4645	PASS
441	443	0.01	100	63.3	9848	PASS
442	198	40	100	55.1	76576	PASS
443	442	17	23	20.3	15560	PASS

Data File	Sample Number	Analysis Date:
9M78911.D	BNA@50PPM	07/03/17 08:43
9M78912.D	CAL BNA@50PPM	07/03/17 09:08
9M78913.D	SMB60326	07/03/17 09:31
9M78914.D	SMB60326(MS)	07/03/17 09:54
9M78915.D	AC98737-003	07/03/17 10:35
9M78916.D	AC98737-005	07/03/17 10:58
9M78917.D	AC98737-007	07/03/17 11:21
9M78918.D	AC98721-005	07/03/17 11:44
9M78919.D	AC98761-008	07/03/17 12:07
9M78920.D	SMB60320	07/03/17 12:30
9M78921.D	SMB60324	07/03/17 12:53
9M78922.D	WMB60330(MS)	07/03/17 13:17
9M78923.D	WMB60330	07/03/17 13:41
9M78924.D	SMB60334(MS)	07/03/17 14:04
9M78925.D	SMB60334	07/03/17 14:28
9M78926.D	AC98757-001	07/03/17 14:51
9M78927.D	AC98757-002	07/03/17 15:15
9M78928.D	AC98723-001(T)	07/03/17 15:39
9M78929.D	AC98723-001(T)(M	07/03/17 16:02
9M78930.D	AC98723-001(T)(M	07/03/17 16:26
9M78931.D	AC98723-002(T)	07/03/17 16:49
9M78932.D	AC98700-004(T)	07/03/17 17:13
9M78933.D	AC98700-005(T)	07/03/17 17:36
9M78934.D	AC98686-001(T)	07/03/17 18:00
9M78935.D	AC98730-013(T)	07/03/17 18:23
9M78936.D	AC98730-014(T)	07/03/17 18:47
9M78937.D	AC98734-004(T)	07/03/17 19:10
9M78938.D	EF-1 V-258720(06/	07/03/17 19:34
9M78939.D	AC98757-002(3X)	07/03/17 19:57

Data Path : G:\GcMsData\2017\GCMS_9\Data\07-03-17\
Data File : 9M78910.D
Acq On : 3 Jul 2017 8:18
Operator : AH/JB
Sample : CAL DFTPP
Misc : A,BNA
ALS Vial : 1 Sample Multiplier: 1

Integration File: LSCINT.P

Method : G:\GCMSDATA\2017\GCMS_9\METHODQT\9M_0606.M
Title : @GCMS_9,mg,625,8270
Last Update : Tue Jun 06 14:19:24 2017

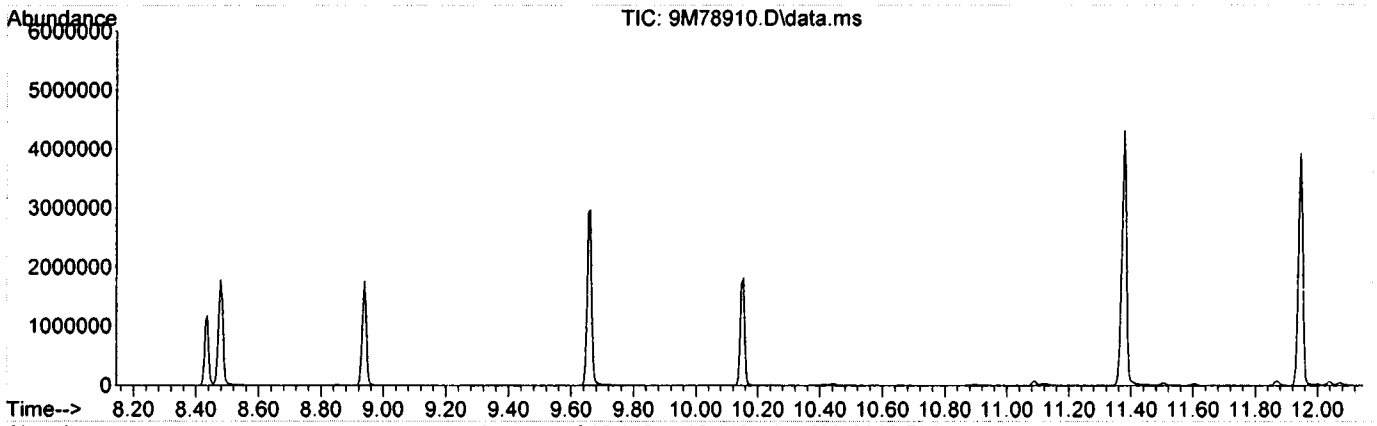

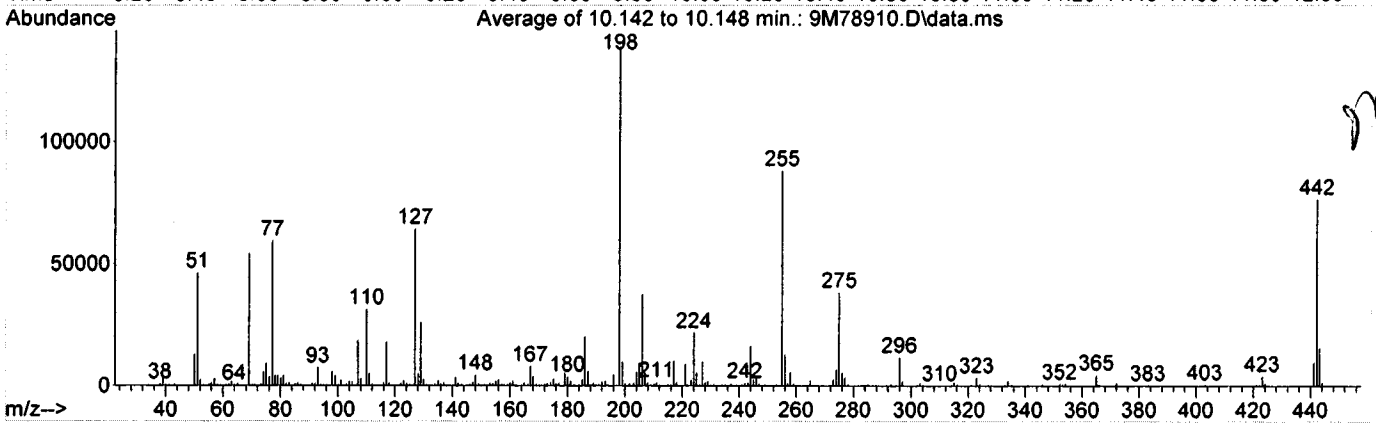

Spectrum Information: Average of 10.142 to 10.148 min.

Target Mass	Rel. to Mass	Lower Limit%	Upper Limit%	Rel. Abn%	Raw Abn	Result Pass/Fail
51	198	30	60	33.4	46372	PASS
68	69	0.00	2	0.0	0	PASS
69	198	0.00	100	39.1	54304	PASS
70	69	0.00	2	0.7	403	PASS
127	198	40	60	46.2	64240	PASS
197	198	0.00	1	0.0	0	PASS
198	198	100	100	100.0	138900	PASS
199	198	5	9	7.1	9848	PASS
275	198	10	30	27.6	38380	PASS
365	198	1	100	3.3	4645	PASS
441	443	0.01	100	63.3	9848	PASS
442	198	40	100	55.1	76576	PASS
443	442	17	23	20.3	15560	PASS

Form 6
Initial Calibration

Method: EPA 8270D

Instrument: GCMS_9

Level #:	Data File:	Cal Identifier:	Analysis Date/Time	Level #:	Data File:	Cal Identifier:	Analysis Date/Time
1	9M78605.D	CAL BNA@50PPM	06/06/17 10:34	2	9M78612.D	CAL BNA@2PPM	06/06/17 13:28
3	9M78606.D	CAL BNA@10PPM	06/06/17 10:58	4	9M78611.D	CAL BNA@20PPM	06/06/17 13:05
5	9M78610.D	CAL BNA@80PPM	06/06/17 12:42	6	9M78609.D	CAL BNA@120PPM	06/06/17 12:19
7	9M78608.D	CAL BNA@160PPM	06/06/17 11:56	8	9M78607.D	CAL BNA@196PPM	06/06/17 11:33
9	9M78613.D	CAL BNA@0.5PPM	06/06/17 13:51				

Compound	Col	Mr	Fit:	RF1	RF2	RF3	RF4	RF5	RF6	RF7	RF8	RF9	AvgRf	RT	Corr1	Corr2	%Rsd		Calibration Level Concentrations Lvl1	Lvl2	Lvl3	Lvl4	Lvl5	Lvl6	Lvl7	Lvl8	Lvl9
1,4-Dioxane	1	0	Qua	1.0917	1.4017	1.3017	1.0133	1.0526	1.0340	1.0796	1.0831	1.5749	1.18	2.77	0.999	0.999	17		50.00	2.00	10.00	20.00	80.00	120.0	160.0	196.0	0.50
Pyridine	1	0	Avg	3.2141	3.5040	3.6489	2.8874	3.1430	3.0391	3.2778	3.1649	-----	3.23	3.23	0.998	0.999	7.6		50.00	2.00	10.00	20.00	80.00	120.0	160.0	196.0	
N-Nitrosodimethylamin	1	0	Avg	1.8011	1.7888	1.9803	1.6357	1.7575	1.7376	1.8703	1.8156	-----	1.80	3.16	0.999	0.999	5.6		50.00	2.00	10.00	20.00	80.00	120.0	160.0	196.0	
2-Fluorophenol	1	0	Avg	2.6405	2.8669	3.0123	2.3922	2.6886	2.6743	2.9139	2.8051	-----	2.75	4.74	0.998	0.998	7.0		50.00	2.00	10.00	20.00	80.00	120.0	160.0	196.0	
Benzaldehyde	1	0	Qua	1.7174	2.0491	2.1819	1.7714	1.5394	1.0698	-----	-----	-----	1.72	5.56	0.916	0.996	23	0.01	50.00	2.00	10.00	20.00	80.00	120.0			
Aniline	1	0	Qua	4.3945	3.7763	4.3777	3.9914	4.4542	4.4263	4.0028	4.2291	4.7414	4.27	5.65	0.997	0.998	6.9		50.00	2.00	10.00	20.00	80.00	120.0	160.0	196.0	0.50
Pentachloroethane	1	0	Avg	0.9836	1.0181	1.1342	0.9713	0.9969	0.9983	1.1050	1.0629	-----	1.03	5.70	0.997	0.998	5.8	0.05	50.00	2.00	10.00	20.00	80.00	120.0	160.0	196.0	
bis(2-Chloroethyl)ether	1	0	Qua	2.8196	3.3704	3.2932	2.7020	2.8472	2.7971	3.0804	2.9757	4.5532	3.16	5.71	0.998	0.998	18	0.70	50.00	2.00	10.00	20.00	80.00	120.0	160.0	196.0	0.50
Phenol-d5	1	0	Avg	3.5914	4.1342	4.0474	3.4367	3.6388	3.5719	3.8895	3.7499	-----	3.76	5.61	0.998	0.998	6.5		50.00	2.00	10.00	20.00	80.00	120.0	160.0	196.0	
Phenol	1	0	Avg	4.0965	4.6934	4.7350	3.8817	4.1955	4.1766	4.4554	4.3103	-----	4.32	5.63	0.999	0.999	6.8	0.80	50.00	2.00	10.00	20.00	80.00	120.0	160.0	196.0	
2-Chlorophenol	1	0	Avg	3.0594	3.5168	3.5294	2.9383	3.1565	3.1997	3.6367	3.5447	-----	3.32	5.76	0.995	0.998	7.9	0.80	50.00	2.00	10.00	20.00	80.00	120.0	160.0	196.0	
N-Decane	1	0	Avg	2.7236	3.4654	3.3385	2.6745	2.6894	2.6969	2.7028	2.5515	-----	2.86	5.81	0.998	0.999	12	0.05	50.00	2.00	10.00	20.00	80.00	120.0	160.0	196.0	
1,3-Dichlorobenzene	1	0	Avg	3.3909	4.4802	4.1165	3.3266	3.4502	3.4746	4.0531	4.0419	-----	3.79	5.90	0.992	0.998	11		50.00	2.00	10.00	20.00	80.00	120.0	160.0	196.0	
1,4-Dichlorobenzene	1	0	Avg	1.5379	1.8505	1.3482	1.4090	1.5140	1.5541	1.5155	1.5059	-----	1.53	5.95	1.00	1.00	9.6		50.00	2.00	10.00	20.00	80.00	120.0	160.0	196.0	
1,2-Dichlorobenzene	1	0	Avg	1.4548	1.6687	1.2704	1.3332	1.4469	1.5049	1.5101	1.4848	-----	1.46	6.08	1.00	1.00	8.2		50.00	2.00	10.00	20.00	80.00	120.0	160.0	196.0	
Benzyl alcohol	1	0	Avg	0.9190	1.0993	0.7389	0.8240	0.9050	0.9197	0.8750	0.8442	-----	0.891	6.05	0.998	0.998	12		50.00	2.00	10.00	20.00	80.00	120.0	160.0	196.0	
bis(2-chloroisopropyl)e	1	0	Avg	1.5708	1.9392	1.4058	1.4322	1.5118	1.5180	1.2961	1.2607	-----	1.49	6.17	0.986	0.997	14	0.01	50.00	2.00	10.00	20.00	80.00	120.0	160.0	196.0	
2-Methylphenol	1	0	Avg	1.2547	1.3546	1.0243	1.1167	1.2387	1.3155	1.1472	1.0857	1.7520	1.25	6.14	0.994	0.996	17	0.70	50.00	2.00	10.00	20.00	80.00	120.0	160.0	196.0	0.50
Acetophenone	1	0	Avg	1.9242	2.2200	1.6326	1.7305	1.9018	1.9320	1.5752	1.4914	-----	1.80	6.26	0.986	0.995	13	0.01	50.00	2.00	10.00	20.00	80.00	120.0	160.0	196.0	
Hexachloroethane	1	0	Avg	0.5839	0.7242	0.4937	0.5249	0.5826	0.6155	0.5634	0.5544	-----	0.580	6.36	0.996	0.998	12	0.30	50.00	2.00	10.00	20.00	80.00	120.0	160.0	196.0	
N-Nitroso-di-n-propyla	1	0	Qua	1.0590	1.1432	0.8603	0.9476	1.0308	0.9378	0.6988	-----	1.5062	1.02	6.26	0.973	0.991	23	0.50	50.00	2.00	10.00	20.00	80.00	120.0	160.0		0.50
3&4-Methylphenol	1	0	Avg	1.3395	1.5168	1.0927	1.1985	1.3441	1.3907	1.2099	1.1333	1.6328	1.32	6.26	0.987	0.997	14		50.00	2.00	10.00	20.00	80.00	120.0	160.0	196.0	0.50
Nitrobenzene-d5	1	0	Avg	0.1590	0.1453	0.1237	0.1403	0.1636	0.1707	0.1583	0.1549	-----	0.152	6.39	0.997	0.999	9.8		25.00	1.00	5.00	10.00	40.00	60.00	80.00	98.00	
Nitrobenzene	1	0	Avg	0.3911	0.3996	0.3110	0.3388	0.3832	0.3805	0.3470	0.3336	-----	0.361	6.40	0.993	0.999	8.9	0.20	50.00	2.00	10.00	20.00	80.00	120.0	160.0	196.0	
Isophorone	1	0	Avg	0.6914	0.7523	0.5717	0.6068	0.6776	0.6734	0.5984	0.5604	-----	0.642	6.59	0.987	0.999	10	0.40	50.00	2.00	10.00	20.00	80.00	120.0	160.0	196.0	
2-Nitrophenol	1	0	Avg	0.1853	0.1579	0.1345	0.1565	0.1862	0.1902	0.2101	0.1977	-----	0.177	6.65	0.996	0.998	14	0.10	50.00	2.00	10.00	20.00	80.00	120.0	160.0	196.0	
2,4-Dimethylphenol	1	0	Avg	0.3766	0.4211	0.3099	0.3380	0.3748	0.3877	0.3208	0.2919	0.4903	0.368	6.68	0.974	0.995	17	0.20	50.00	2.00	10.00	20.00	80.00	120.0	160.0	196.0	0.50
Benzoic Acid	1	0	Qua	0.2750	-----	0.1328	0.1965	0.3225	0.3477	0.3485	0.3289	-----	0.279	6.74	0.997	0.997	30		50.00		10.00	20.00	80.00	120.0	160.0	196.0	
bis(2-Chloroethoxy)me	1	0	Avg	0.4061	0.4413	0.3441	0.3560	0.3929	0.3971	0.3850	0.3743	-----	0.387	6.76	0.999	1.00	7.8	0.30	50.00	2.00	10.00	20.00	80.00	120.0	160.0	196.0	
2,4-Dichlorophenol	1	0	Avg	0.3179	0.3268	0.2602	0.2857	0.3214	0.3233	0.3336	0.3434	0.4415	0.328	6.84	0.999	1.00	15	0.20	50.00	2.00	10.00	20.00	80.00	120.0	160.0	196.0	0.50
1,2,4-Trichlorobenzen	1	0	Avg	0.3515	0.4295	0.2945	0.3130	0.3483	0.3538	0.3628	0.3688	-----	0.353	6.91	0.999	1.00	11		50.00	2.00	10.00	20.00	80.00	120.0	160.0	196.0	
Naphthalene	1	0	Qua	1.1176	1.2717	0.9548	0.9976	1.0972	1.1412	1.0973	1.0595	1.7156	1.16	6.98	0.998	0.999	19	0.70	50.00	2.00	10.00	20.00	80.00	120.0	160.0	196.0	0.50
4-Chloroaniline	1	0	Qua	0.4121	0.3566	0.3011	0.3532	0.3985	0.3745	0.2809	0.2667	0.6781	0.380	7.01	0.968	0.990	32	0.01	50.00	2.00	10.00	20.00	80.00	120.0	160.0	196.0	0.50
Hexachlorobutadiene	1	0	Avg	0.2315	0.2618	0.1964	0.2007	0.2293	0.2428	0.2397	0.2394	-----	0.230	7.07	1.00	1.00	9.5	0.01	50.00	2.00	10.00	20.00	80.00	120.0	160.0	196.0	
Caprolactam	1	0	Avg	0.1204	0.1141	0.0953	0.1077	0.1175	0.1161	0.1273	0.1257	-----	0.116	7.28	0.998	0.999	8.9	0.01	50.00	2.00	10.00	20.00	80.00	120.0	160.0	196.0	
4-Chloro-3-methylphe	1	0	Avg	0.3258	0.3226	0.2677	0.2948	0.3255	0.3258	0.3301	0.3246	-----	0.315	7.37	1.00	1.00	7.0	0.20	50.00	2.00	10.00	20.00	80.00	120.0	160.0	196.0	
2-Methylnaphthalene	1	0	Avg	0.7894	0.8617	0.6691	0.7074	0.7811	0.7902	0.8216	0.7872	-----	0.776	7.52	0.999	0.999	7.9	0.40	50.00	2.00	10.00	20.00	80.00	120.0	160.0	196.0	
1-Methylnaphthalene	1	0	Avg	0.7342	0.8514	0.6333	0.6612	0.7210	0.7488	0.7607	0.7197	-----	0.729	7.60	0.998	0.999	9.0	0.40	50.00	2.00	10.00	20.00	80.00	120.0	160.0	196.0	
Methylnaphthalenes (	1	0	Avg	0.7613	0.8565	0.6512	0.6832	0.7503	0.7687	0.7905	0.7533	-----	0.752	7.52	0.999	0.999	8.4		100.0	4.00	20.00	40.00	160.0	240.0	320.0	392.0	
1,1'-Biphenyl	1	0	Avg	0.9628	1.0905	0.8093	0.8592	0.9643	1.0111	1.0614	1.0468	-----	0.976	7.90	0.999	0.999	10	0.01	50.00	2.00	10.00	20.00	80.00	120.0	160.0	196.0	
1,2,4,5-Tetrachloroben	1	0	Avg	0.6174	0.6667	0.5254	0.5459	0.5970	0.5382	0.5490	0.5726	-----	0.577	7.65	0.997	0.997	8.3	0.01	50.00	2.00	10.00	20.00	80.00	120.0	160.0	196.0	

Flags
a - failed the min rf criteria
c - failed the minimum correlation coeff criteria(if applicable)

Note: Avg Rsd: 12.4
Corr 1 = Correlation Coefficient for linear Eq.
Corr 2 = Correlation Coefficient for quad Eq.
Fit = Indicates whether Avg RF, Linear, or Quadratic Curve was used for compound.

7063017 0072

Form 6
Initial Calibration

Method: EPA 8270D

Instrument: GCMS_9

Level #:	Data File:	Cal Identifier:	Analysis Date/Time	Level #:	Data File:	Cal Identifier:	Analysis Date/Time
1	9M78605.D	CAL BNA@50PPM	06/06/17 10:34	2	9M78612.D	CAL BNA@2PPM	06/06/17 13:28
3	9M78606.D	CAL BNA@10PPM	06/06/17 10:58	4	9M78611.D	CAL BNA@20PPM	06/06/17 13:05
5	9M78610.D	CAL BNA@80PPM	06/06/17 12:42	6	9M78609.D	CAL BNA@120PPM	06/06/17 12:19
7	9M78608.D	CAL BNA@160PPM	06/06/17 11:56	8	9M78607.D	CAL BNA@196PPM	06/06/17 11:33
9	9M78613.D	CAL BNA@0.5PPM	06/06/17 13:51				

Compound	Col	Mr	Fit:	RF1	RF2	RF3	RF4	RF5	RF6	RF7	RF8	RF9	AvgRf	RT	Corr1	Corr2	%Rsd		Calibration Level Concentrations Lvl1	Lvl2	Lvl3	Lvl4	Lvl5	Lvl6	Lvl7	Lvl8	Lvl9
Hexachlorocyclopenta	1	0	Avg	0.3821	0.2512	0.2513	0.2927	0.3923	0.3629	0.4047	0.4146	-----	0.344	7.64	0.995	0.997	20	0.05	50.00	2.00	10.00	20.00	80.00	120.0	160.0	196.0	
2,4,6-Trichlorophenol	1	0	Avg	0.4130	0.3925	0.3398	0.3416	0.3808	0.3384	0.3765	0.3963	-----	0.372	7.74	0.993	0.995	7.8	0.20	50.00	2.00	10.00	20.00	80.00	120.0	160.0	196.0	
2,4,5-Trichlorophenol	1	0	Avg	0.3953	0.3906	0.2850	0.3578	0.3977	0.3612	0.3516	0.3846	-----	0.366	7.77	0.996	0.997	10	0.20	50.00	2.00	10.00	20.00	80.00	120.0	160.0	196.0	
2-Fluorobiphenyl	1	0	Avg	1.3244	1.6109	1.1502	1.2117	1.2749	1.1515	1.2053	1.2823	-----	1.28	7.80	0.997	0.998	12		25.00	1.00	5.00	10.00	40.00	60.00	80.00	98.00	
2-Chloronaphthalene	1	0	Avg	1.1575	1.3069	0.9815	1.0109	1.0930	1.0767	1.0859	1.1118	-----	1.10	7.92	0.999	0.999	9.0	0.80	50.00	2.00	10.00	20.00	80.00	120.0	160.0	196.0	
1,4-Dimethylnaphthale	1	0	Avg	0.9875	1.0468	0.8063	0.8432	1.0007	0.9233	0.9381	0.9183	-----	0.933	8.21	0.998	0.998	8.6		50.00	2.00	10.00	20.00	80.00	120.0	160.0	196.0	
Dimethylnaphthalenes	1	0	Avg	0.9875	1.0468	0.8063	0.8432	1.0007	0.9233	0.9381	0.9183	-----	0.933	8.21	0.998	0.998	8.6		50.00	2.00	10.00	20.00	80.00	120.0	160.0	196.0	
Diphenyl Ether	1	0	Avg	0.8355	0.8905	0.6884	0.7267	0.8130	0.7798	0.7100	0.7591	-----	0.775	7.98	0.995	0.996	8.8		50.00	2.00	10.00	20.00	80.00	120.0	160.0	196.0	
2-Nitroaniline	1	0	Qua	0.4194	0.3614	0.3113	0.3529	0.4032	0.3275	0.3299	0.3365	-----	0.355	7.99	0.990	0.993	11	0.01	50.00	2.00	10.00	20.00	80.00	120.0	160.0	196.0	
Coumarin	1	0	Avg	0.4689	0.4971	0.3846	0.4127	0.4529	0.4411	0.4494	0.4448	-----	0.444	8.18	1.00	1.00	7.6		50.00	2.00	10.00	20.00	80.00	120.0	160.0	196.0	
Acenaphthylene	1	0	Avg	1.8912	2.0379	1.5181	1.6267	1.9410	1.7963	1.7774	1.7674	-----	1.79	8.28	0.998	0.998	9.3	0.90	50.00	2.00	10.00	20.00	80.00	120.0	160.0	196.0	
Dimethylphthalate	1	0	Avg	1.3290	1.5765	1.1295	1.1814	1.2746	1.2533	1.2959	1.3152	-----	1.29	8.14	0.999	1.00	10	0.01	50.00	2.00	10.00	20.00	80.00	120.0	160.0	196.0	
2,6-Dinitrotoluene	1	0	Qua	0.3122	0.2274	0.2370	0.2594	0.3179	0.3219	0.3304	0.3230	-----	0.291	8.20	1.00	1.00	15	0.20	50.00	2.00	10.00	20.00	80.00	120.0	160.0	196.0	
Acenaphthene	1	0	Avg	1.2049	1.3128	1.0011	1.0414	1.1960	1.1736	1.1499	1.1322	-----	1.15	8.44	0.999	1.00	8.5	0.90	50.00	2.00	10.00	20.00	80.00	120.0	160.0	196.0	
3-Nitroaniline	1	0	Qua	0.3170	0.2664	0.2309	0.2711	0.3145	0.2795	0.2509	0.2493	-----	0.272	8.34	0.987	0.997	11	0.01	50.00	2.00	10.00	20.00	80.00	120.0	160.0	196.0	
2,4-Dinitrophenol	1	0	Qua	0.1354	-----	0.0319	0.0618	0.1578	0.1811	0.2020	0.1985	-----	0.138	8.44	0.992	0.997	49	0.01	50.00		10.00	20.00	80.00	120.0	160.0	196.0	
Dibenzofuran	1	0	Qua	1.6992	2.0581	1.4362	1.4976	1.6472	1.6497	1.7071	1.6732	2.5877	1.77	8.59	0.999	0.999	20	0.80	50.00	2.00	10.00	20.00	80.00	120.0	160.0	196.0	0.50
2,4-Dinitrotoluene	1	0	Qua	0.4130	0.3034	0.3008	0.3422	0.4013	0.4077	0.4346	0.4373	-----	0.380	8.55	0.998	0.999	15	0.20	50.00	2.00	10.00	20.00	80.00	120.0	160.0	196.0	
4-Nitrophenol	1	0	Qua	0.2801	0.1495	0.1796	0.2250	0.2740	0.2196	0.2011	0.1901	-----	0.215	8.47	0.975	0.993	21	0.01	50.00	2.00	10.00	20.00	80.00	120.0	160.0	196.0	
2,3,4,6-Tetrachlorophe	1	0	Avg	0.3912	0.3878	0.3063	0.3515	0.3829	0.3626	0.3591	0.3776	-----	0.365	8.70	0.998	0.998	7.6	0.01	50.00	2.00	10.00	20.00	80.00	120.0	160.0	196.0	
Fluorene	1	0	Avg	1.4366	1.7871	1.1746	1.2572	1.4163	1.3802	1.4092	1.4791	-----	1.42	8.92	0.998	0.999	13	0.90	50.00	2.00	10.00	20.00	80.00	120.0	160.0	196.0	
4-Chlorophenyl-phenyl	1	0	Qua	0.7355	0.9499	0.6089	0.6412	0.7092	0.6564	0.7655	0.8112	-----	0.735	8.91	0.990	0.996	15	0.40	50.00	2.00	10.00	20.00	80.00	120.0	160.0	196.0	
Diethylphthalate	1	0	Avg	1.3476	1.6141	1.1384	1.1838	1.2911	1.1731	1.2024	1.2771	-----	1.28	8.78	0.996	0.997	12	0.01	50.00	2.00	10.00	20.00	80.00	120.0	160.0	196.0	
4-Nitroaniline	1	0	Qua	0.3706	0.3106	0.2679	0.3034	0.3652	0.3501	0.3416	0.3646	-----	0.334	8.91	0.998	0.998	11	0.01	50.00	2.00	10.00	20.00	80.00	120.0	160.0	196.0	
Atrazine	1	0	Avg	0.3937	0.4400	0.3120	0.3446	0.3827	0.3465	0.3894	0.4153	-----	0.378	9.54	0.989	0.994	11	0.01	50.00	2.00	10.00	20.00	80.00	120.0	160.0	196.0	
4,6-Dinitro-2-methylph	1	0	Qua	0.1110	-----	0.0391	0.0667	0.1242	0.1456	0.1390	0.1424	-----	0.110	8.94	0.997	0.997	38	0.01	50.00		10.00	20.00	80.00	120.0	160.0	196.0	
n-Nitrosodiphenylamin	1	0	Avg	0.6517	0.6870	0.5390	0.5517	0.6578	0.7934	0.6589	0.6546	-----	0.649	9.01	0.991	0.991	12	0.01	50.00	2.00	10.00	20.00	80.00	120.0	160.0	196.0	
2,4,6-Tribromophenol	1	0	Qua	0.1181	0.1024	0.0900	0.0984	0.1238	0.1656	0.1456	0.1507	-----	0.124	9.15	0.990	0.990	22		50.00	2.00	10.00	20.00	80.00	120.0	160.0	196.0	
1,2-Diphenylhydrazine	1	0	Avg	0.7573	0.6947	0.6206	0.6515	0.7290	0.6832	0.5654	0.5788	-----	0.660	9.06	0.986	0.996	10		50.00	2.00	10.00	20.00	80.00	120.0	160.0	196.0	
4-Bromophenyl-phenyl	1	0	Avg	0.2419	0.2717	0.1919	0.2102	0.2395	0.2600	0.2821	0.2762	-----	0.247	9.39	0.997	0.998	13	0.10	50.00	2.00	10.00	20.00	80.00	120.0	160.0	196.0	
Hexachlorobenzene	1	0	Avg	0.2574	0.3314	0.2136	0.2204	0.2559	0.2731	0.2542	0.2571	-----	0.258	9.47	0.988	0.993	14	0.10	50.00	2.00	10.00	20.00	80.00	120.0	160.0	196.0	
N-Octadecane	1	0	Avg	0.3734	0.3486	0.2973	0.3181	0.3576	0.3643	0.2924	0.2845	-----	0.330	9.73	0.974	0.994	11	0.05	50.00	2.00	10.00	20.00	80.00	120.0	160.0	196.0	
Pentachlorophenol	1	0	Qua	0.1558	-----	0.0872	0.1175	0.1606	0.1739	0.1667	0.1694	-----	0.147	9.66	0.999	0.999	22	0.05	50.00		10.00	20.00	80.00	120.0	160.0	196.0	
Phenanthrene	1	0	Avg	1.0944	1.2403	0.9077	0.9540	1.0857	1.1788	1.1378	1.1133	-----	1.09	9.90	0.999	0.999	10	0.70	50.00	2.00	10.00	20.00	80.00	120.0	160.0	196.0	
Anthracene	1	0	Avg	1.1716	1.2336	0.9133	0.9992	1.1486	1.3470	1.1782	1.1095	-----	1.14	9.95	0.988	0.993	12	0.70	50.00	2.00	10.00	20.00	80.00	120.0	160.0	196.0	
Carbazole	1	0	Avg	1.0122	1.0188	0.8124	0.8614	0.9919	1.1175	1.0302	0.9809	-----	0.978	10.12	0.994	0.996	9.9	0.01	50.00	2.00	10.00	20.00	80.00	120.0	160.0	196.0	
Di-n-butylphthalate	1	0	Qua	1.1941	0.9966	0.8702	0.9840	1.1616	1.2160	1.1164	1.1000	1.2296	1.10	10.50	0.997	0.997	11	0.01	50.00	2.00	10.00	20.00	80.00	120.0	160.0	196.0	0.50
Fluoranthene	1	0	Avg	1.2650	1.2302	0.9769	1.0721	1.2613	1.3312	1.2520	1.2317	-----	1.20	11.23	0.998	0.999	9.7	0.60	50.00	2.00	10.00	20.00	80.00	120.0	160.0	196.0	
Pyrene	1	0	Avg	1.0700	1.1880	0.8805	0.9168	1.0368	1.0707	0.9649	0.9631	-----	1.01	11.50	0.995	0.998	9.8	0.60	50.00	2.00	10.00	20.00	80.00	120.0	160.0	196.0	
Benzidine	1	0	Qua	0.4116	0.1660	0.2214	0.3130	0.3818	0.2881	-----	-----	-----	0.297	11.38	0.948	0.993	31		50.00	2.00	10.00	20.00	80.00	120.0			
Terphenyl-d14	1	0	Avg	0.5689	0.6151	0.4555	0.4813	0.5518	0.5672	0.5442	0.5665	-----	0.544	11.68	0.999	0.999	9.5		25.00	1.00	5.00	10.00	40.00	60.00	80.00	96.00	

Flags
a - failed the min rf criteria
c - failed the minimum correlation coeff criteria(if applicable)

Note: Avg Rsd: 12.4
Corr 1 = Correlation Coefficient for linear Eq.
Corr 2 = Correlation Coefficient for quad Eq.
Fit = Indicates whether Avg RF, Linear, or Quadratic Curve was used for compound.

7063017 0073

Form 6
Initial Calibration

Method: EPA 8270D

Instrument: GCMS_9

Level #:	Data File:	Cal Identifier:	Analysis Date/Time	Level #:	Data File:	Cal Identifier:	Analysis Date/Time
1	9M78605.D	CAL BNA@50PPM	06/06/17 10:34	2	9M78612.D	CAL BNA@2PPM	06/06/17 13:28
3	9M78606.D	CAL BNA@10PPM	06/06/17 10:58	4	9M78611.D	CAL BNA@20PPM	06/06/17 13:05
5	9M78610.D	CAL BNA@80PPM	06/06/17 12:42	6	9M78609.D	CAL BNA@120PPM	06/06/17 12:19
7	9M78608.D	CAL BNA@160PPM	06/06/17 11:56	8	9M78607.D	CAL BNA@196PPM	06/06/17 11:33
9	9M78613.D	CAL BNA@0.5PPM	06/06/17 13:51				

Compound	Col	Mr	Fit:	RF1	RF2	RF3	RF4	RF5	RF6	RF7	RF8	RF9	AvgRf	RT	Corr1	Corr2	%Rsd		Calibration Level Concentrations Lvl1	Lvl2	Lvl3	Lvl4	Lvl5	Lvl6	Lvl7	Lvl8	Lvl9
4,4'-DDE	1	0	Avg	0.2405	0.2568	0.1910	0.2009	0.2375	0.2453	0.2143	0.2190	-----	0.226	11.61	0.994	0.997	10		50.00	2.00	10.00	20.00	80.00	120.0	160.0	196.0	
4,4'-DDD	1	0	Avg	0.4311	0.4049	0.3289	0.3636	0.4287	0.4391	0.3749	0.3741	-----	0.393	12.01	0.993	0.996	9.9		50.00	2.00	10.00	20.00	80.00	120.0	160.0	196.0	
Butylbenzylphthalate	1	0	Avg	0.4277	0.3488	0.3151	0.3484	0.4206	0.4178	0.3459	0.3463	-----	0.371	12.26	0.989	0.995	12	0.01	50.00	2.00	10.00	20.00	80.00	120.0	160.0	196.0	
4,4'-DDT	1	0	Avg	0.3604	-----	0.2152	0.2694	0.3700	0.3961	0.3630	0.3669	-----	0.334	12.37	0.996	0.998	20		50.00		10.00	20.00	80.00	120.0	160.0	196.0	
3,3'-Dichlorobenzidine	1	0	Qua	0.3303	0.2762	0.2331	0.2535	0.3017	0.2650	0.2056	0.1966	-----	0.258	12.88	0.938	0.992	18	0.01	50.00	2.00	10.00	20.00	80.00	120.0	160.0	196.0	
Benzo[a]anthracene	1	0	Avg	1.0548	1.1844	0.8784	0.9217	1.0281	1.0512	0.9552	0.9548	-----	1.00	12.92	0.996	0.999	9.6	0.80	50.00	2.00	10.00	20.00	80.00	120.0	160.0	196.0	
Chrysene	1	0	Avg	1.0360	1.1641	0.8081	0.8397	1.0355	1.1802	0.9488	0.8752	-----	0.986	12.96	0.970	0.989	14	0.70	50.00	2.00	10.00	20.00	80.00	120.0	160.0	196.0	
bis(2-Ethylhexyl)phthal	1	0	Qua	0.6414	0.4744	0.4547	0.5069	0.6369	0.6927	0.5488	0.5199	-----	0.560	12.96	0.984	0.990	16	0.01	50.00	2.00	10.00	20.00	80.00	120.0	160.0	196.0	
Di-n-octylphthalate	1	0	Qua	1.0749	0.7715	0.6973	0.8488	1.1047	1.1626	1.0204	1.0117	-----	0.962	13.71	0.994	0.995	18	0.01	50.00	2.00	10.00	20.00	80.00	120.0	160.0	196.0	
Benzo[b]fluoranthene	1	0	Avg	1.1372	1.1647	0.8249	0.9792	1.1157	1.2212	1.1469	1.1571	-----	1.09	14.14	0.997	0.998	12	0.70	50.00	2.00	10.00	20.00	80.00	120.0	160.0	196.0	
Benzo[k]fluoranthene	1	0	Avg	1.1577	1.2752	0.9901	1.0418	1.1866	1.1898	1.3590	1.3254	-----	1.19	14.17	0.995	0.998	11	0.70	50.00	2.00	10.00	20.00	80.00	120.0	160.0	196.0	
Benzo[a]pyrene	1	0	Avg	1.0951	1.0787	0.8695	0.9204	1.0900	1.1491	1.0938	1.1031	-----	1.05	14.51	0.999	0.999	9.4	0.70	50.00	2.00	10.00	20.00	80.00	120.0	160.0	196.0	
Indeno[1,2,3-cd]pyren	1	0	Avg	1.2705	1.2899	0.9904	1.0499	1.2823	1.3577	1.2943	1.2855	-----	1.23	15.95	0.998	0.998	11	0.50	50.00	2.00	10.00	20.00	80.00	120.0	160.0	196.0	
Dibenzo[a,h]anthracen	1	0	Qua	1.0720	1.0451	0.8093	0.8991	1.0875	1.1591	1.2123	1.2198	-----	1.06	15.97	0.998	1.00	14	0.40	50.00	2.00	10.00	20.00	80.00	120.0	160.0	196.0	
Benzo[g,h,i]perylene	1	0	Avg	1.0590	1.2051	0.8652	0.8900	1.0797	1.1052	1.0082	1.0167	-----	1.03	16.35	0.997	0.998	11	0.50	50.00	2.00	10.00	20.00	80.00	120.0	160.0	196.0	

Flags
a - failed the min rf criteria
c - failed the minimum correlation coeff criteria(if applicable)

Note: Avg Rsd: 12.4
Corr 1 = Correlation Coefficient for linear Eq.
Corr 2 = Correlation Coefficient for quad Eq.
Fit = Indicates whether Avg RF, Linear, or Quadratic Curve was used for compound.

7063017 0074

Form7

Continuing Calibration

Calibration Name: CAL BNA@50PPM **Data File:** 9M78912.D **Instrument:** GCMS 9

Cont Calibration Date/Time 7/3/2017 9:08:00 A Method: EPA 8270D

TxtCompd:	Col#	Multi Num	Type	RT	Conc	Conc Exp	Lo Lim	MIN RF	Initial RF	RF	%Diff	Flag
1,4-Dioxane-d8(INT)	1	0	I	2.72	40.00	40	**			0.000	0.00	
1,4-Dioxane	1	0		2.76	45.65	50	**		1.181	0.981	8.70	
Pyridine	1	0		3.23	45.75	50	**		3.235	2.960	8.50	
N-Nitrosodimethylamine	1	0		3.15	48.26	50	**		1.798	1.736	3.48	
2-Fluorophenol	1	0	S	4.74	48.92	50	**		2.749	2.690	2.15	
Benzaldehyde	1	0		5.55	32.63	50	20	0.01	1.722	1.256	34.73	C1
Aniline	1	0		5.65	49.76	50	**		4.266	4.382	0.47	
Pentachloroethane	1	0		5.69	49.09	50	**	0.05	1.034	1.015	1.82	
bis(2-Chloroethyl)ether	1	0		5.70	51.82	50	20	0.7	3.160	2.910	3.63	
Phenol-d5	1	0	S	5.62	49.01	50	**		3.758	3.683	1.98	
Phenol	1	0		5.63	48.36	50	20	0.8	4.318	4.177	3.27	
2-Chlorophenol	1	0		5.75	49.35	50	20	0.8	3.323	3.279	1.30	
N-Decane	1	0		5.80	44.96	50	**	0.05	2.855	2.568	10.07	
1,3-Dichlorobenzene	1	0		5.88	49.40	50	**		3.792	3.746	1.20	
1,4-Dichlorobenzene-d4	1	0	I	5.93	40.00	40	**			0.000	0.00	
1,4-Dichlorobenzene	1	0		5.95	50.23	50	20		1.529	1.537	0.47	
1,2-Dichlorobenzene	1	0		6.07	49.72	50	**		1.459	1.451	0.56	
Benzyl alcohol	1	0		6.04	46.97	50	**		0.891	0.837	6.06	
bis(2-chloroisopropyl)ether	1	0		6.16	43.21	50	20	0.01	1.492	1.289	13.59	
2-Methylphenol	1	0		6.14	45.62	50	20	0.7	1.254	1.144	8.77	
Acetophenone	1	0		6.26	46.39	50	20	0.01	1.801	1.671	7.22	
Hexachloroethane	1	0		6.35	46.41	50	20	0.3	0.580	0.539	7.18	
N-Nitroso-di-n-propylamine	1	0		6.25	44.60	50	20	0.5	1.023	0.942	10.80	
3&4-Methylphenol	1	0		6.26	47.49	50	20		1.318	1.252	5.02	
Naphthalene-d8	1	0	I	6.94	40.00	40	**			0.000	0.00	
Nitrobenzene-d5	1	0	S	6.38	26.76	25	**		0.152	0.163	7.02	
Nitrobenzene	1	0		6.39	49.46	50	20	0.2	0.361	0.357	1.09	
Isophorone	1	0		6.58	49.20	50	20	0.4	0.642	0.631	1.59	
2-Nitrophenol	1	0		6.64	55.17	50	20	0.1	0.177	0.196	10.35	
2,4-Dimethylphenol	1	0		6.67	50.81	50	20	0.2	0.368	0.374	1.61	
Benzoic Acid	1	0		6.74	50.41	50	**		0.279	0.287	0.82	
bis(2-Chloroethoxy)methane	1	0		6.74	49.12	50	20	0.3	0.387	0.380	1.77	
2,4-Dichlorophenol	1	0		6.83	51.86	50	20	0.2	0.328	0.340	3.72	
1,2,4-Trichlorobenzene	1	0		6.90	55.83	50	**		0.353	0.394	11.67	
Naphthalene	1	0		6.96	47.22	50	20	0.7	1.161	1.080	5.56	
4-Chloroaniline	1	0		6.99	54.08	50	20	0.01	0.380	0.429	8.15	
Hexachlorobutadiene	1	0		7.05	56.61	50	20	0.01	0.230	0.261	13.22	
Caprolactam	1	0		7.26	44.16	50	20	0.01	0.116	0.102	11.69	
4-Chloro-3-methylphenol	1	0		7.36	51.78	50	20	0.2	0.315	0.326	3.56	
2-Methylnaphthalene	1	0		7.50	51.46	50	**	0.4	0.776	0.799	2.92	
1-Methylnaphthalene	1	0		7.58	50.67	50	**	0.4	0.729	0.739	1.34	
Methylnaphthalenes	1	0		7.50	102.03	100	**			0.767	2.03	
1,1'-Biphenyl	1	0		7.87	51.98	50	20	0.01	0.976	1.014	3.97	
Acenaphthene-d10	1	0	I	8.39	40.00	40	**			0.000	0.00	
1,2,4,5-Tetrachlorobenzene	1	0		7.63	53.28	50	20	0.01	0.577	0.614	6.57	
Hexachlorocyclopentadiene	1	0		7.63	58.26	50	20	0.05	0.344	0.401	16.51	
2,4,6-Trichlorophenol	1	0		7.72	55.31	50	20	0.2	0.372	0.412	10.63	
2,4,5-Trichlorophenol	1	0		7.76	59.69	50	20	0.2	0.366	0.436	19.39	
2-Fluorobiphenyl	1	0	S	7.79	26.89	25	**		1.276	1.373	7.55	
2-Chloronaphthalene	1	0		7.90	51.06	50	20	0.8	1.103	1.126	2.12	
1,4-Dimethylnaphthalene	1	0		8.18	50.53	50	**		0.933	0.943	1.06	
Dimethylnaphthalenes	1	0		8.18	50.53	50	20			0.943	1.06	

S-Surrogate Compound
N/O or N/Q - Not applicable for this run

I-Internal Standard Compound
C1-Compound %Diff exceeds limits

** - No limit specified in method

Note: 8260/8270 limits are compared against the %DIFF/R.F.
624 limits are compared against the concentration found.
625 limits are compared against the %DIFF.
524.2 limits are compared against the %DIFF

Form7

Continuing Calibration

Calibration Name: CAL BNA@50PPM **Data File:** 9M78912.D **Instrument:** GCMS 9

Cont Calibration Date/Time 7/3/2017 9:08:00 A Method: EPA 8270D

TxtCompd:	Col#	Multi Num	Type	RT	Conc	Conc Exp	Lo Lim	MIN RF	Initial RF	RF	%Diff	Flag
Diphenyl Ether	1	0		7.96	49.30	50	**		0.775	0.765	1.40	
2-Nitroaniline	1	0		7.98	47.10	50	20	0.01	0.355	0.356	5.80	
Coumarin	1	0		8.16	50.75		**		0.444			
Acenaphthylene	1	0		8.26	49.83	50	20	0.9	1.795	1.789	0.33	
Dimethylphthalate	1	0		8.12	52.14	50	20	0.01	1.294	1.350	4.29	
2,6-Dinitrotoluene	1	0		8.18	49.68	50	20	0.2	0.291	0.314	0.63	
Acenaphthene	1	0		8.41	50.54	50	20	0.9	1.152	1.164	1.08	
3-Nitroaniline	1	0		8.33	50.25	50	20	0.01	0.273	0.312	0.49	
2,4-Dinitrophenol	1	0		8.42	51.13	50	20	0.01	0.138	0.133	2.26	
Dibenzofuran	1	0		8.57	52.31	50	20	0.8	1.773	1.712	4.62	
2,4-Dinitrotoluene	1	0		8.54	54.29	50	20	0.2	0.380	0.428	8.58	
4-Nitrophenol	1	0		8.46	44.54	50	20	0.01	0.215	0.231	10.91	
2,3,4,6-Tetrachlorophenol	1	0		8.68	60.69	50	20	0.01	0.365	0.443	21.38	C1
Fluorene	1	0		8.90	51.05	50	20	0.9	1.418	1.447	2.09	
4-Chlorophenyl-phenylether	1	0		8.89	59.15	50	20	0.4	0.735	0.803	18.31	
Diethylphthalate	1	0		8.76	51.46	50	20	0.01	1.279	1.316	2.93	
4-Nitroaniline	1	0		8.90	52.05	50	20	0.01	0.334	0.358	4.10	
Atrazine	1	0		9.52	51.29	50	20	0.01	0.378	0.388	2.57	
Phenanthrene-d10	1	0	I	9.86	40.00	40	**			0.000	0.00	
4,6-Dinitro-2-methylphenol	1	0		8.92	54.34	50	20	0.01	0.110	0.120	8.67	
n-Nitrosodiphenylamine	1	0		9.00	46.81	50	20	0.01	0.649	0.608	6.37	
2,4,6-Tribromophenol	1	0	S	9.13	45.52	50	**		0.124	0.123	8.96	
1,2-Diphenylhydrazine	1	0		9.04	44.31	50	**		0.660	0.585	11.39	
4-Bromophenyl-phenylether	1	0		9.38	50.63	50	20	0.1	0.247	0.250	1.26	
Hexachlorobenzene	1	0		9.45	53.05	50	20	0.1	0.258	0.274	6.10	
N-Octadecane	1	0		9.71	44.10	50	**	0.05	0.330	0.291	11.80	
Pentachlorophenol	1	0		9.64	42.71	50	20	0.05	0.147	0.137	14.57	
Phenanthrene	1	0		9.89	48.93	50	20	0.7	1.089	1.066	2.15	
Anthracene	1	0		9.94	48.43	50	20	0.7	1.138	1.102	3.14	
Carbazole	1	0		10.10	49.10	50	20	0.01	0.978	0.961	1.80	
Di-n-butylphthalate	1	0		10.48	47.10	50	20	0.01	1.097	1.081	5.79	
Fluoranthene	1	0		11.22	54.57	50	20	0.6	1.203	1.313	9.14	
Chrysene-d12	1	0	I	12.92	40.00	40	**			0.000	0.00	
Pyrene	1	0		11.48	50.54	50	20	0.6	1.011	1.022	1.08	
Benzidine	1	0		11.37	46.99	50	**		0.297	0.382	6.02	
Terphenyl-d14	1	0	S	11.66	25.99	25	**		0.544	0.565	3.94	
4,4'-DDE	1	0		11.60	51.72		**		0.226			
4,4'-DDD	1	0		12.00	53.46		**		0.393			
Butylbenzylphthalate	1	0		12.25	48.40	50	20	0.01	0.371	0.359	3.21	
4,4'-DDT	1	0		12.36	57.34		**		0.334			
3,3'-Dichlorobenzidine	1	0		12.87	59.22	50	20	0.01	0.258	0.365	18.44	
Benzo[a]anthracene	1	0		12.91	52.11	50	20	0.8	1.004	1.046	4.23	
Chrysene	1	0		12.94	50.59	50	20	0.7	0.986	0.998	1.18	
bis(2-Ethylhexyl)phthalate	1	0		12.94	42.29	50	20	0.01	0.560	0.543	15.43	
Perylene-d12	1	0	I	14.55	40.00	40	**			0.000	0.00	
Di-n-octylphthalate	1	0		13.69	43.16	50	20	0.01	0.962	0.911	13.69	
Benzo[b]fluoranthene	1	0		14.12	50.31	50	20	0.7	1.093	1.100	0.62	
Benzo[k]fluoranthene	1	0		14.15	51.31	50	20	0.7	1.191	1.222	2.61	
Benzo[a]pyrene	1	0		14.49	52.91	50	20	0.7	1.050	1.111	5.83	
Indeno[1,2,3-cd]pyrene	1	0		15.92	52.93	50	20	0.5	1.228	1.299	5.85	
Dibenzo[a,h]anthracene	1	0		15.94	50.85	50	20	0.4	1.063	1.093	1.71	
Benzo[g,h,i]perylene	1	0		16.31	52.75	50	20	0.5	1.029	1.085	5.49	

S-Surrogate Compound I-Internal Standard Compound

N/O or N/Q - Not applicable for this run C1-Compound %Diff exceeds limits ** - No limit specified in method

Note: 8260/8270 limits are compared against the %DIFF/R.F. 625 limits are compared against the %DIFF.
624 limits are compared against the concentration found. 524.2 limits are compared against the %DIFF

Form7

Continuing Calibration

Calibration Name: CAL BNA@50PPM **Data File:** 9M78912.D **Instrument:** GCMS 9

Cont Calibration Date/Time 7/3/2017 9:08:00 A Method: EPA 8270D

TxtCompd:	Col#	Multi Num	Type	RT	Conc	Conc Exp	Lo Lim	MIN RF	Initial RF	RF	%Diff	Flag
1,4-Dioxane-d8	1	100		0.00	0.00	40	**			0.000	100.00	
Toluene Diisocyanate	1	100		0.00	0.00	50	**			0.000	100.00	
2,2'-oxybis-(1-Chloropropane)	1	100		0.00	0.00	50	**			0.000	100.00	
1,4-Dioxane-d8-Surro	1	100		0.00	0.00	40	**			0.000	100.00	
2,4 Diaminotoluene	1	100		0.00	0.00	50	**			0.000	100.00	
Methylnaphthalenes (Total)	1	100		0.00	0.00	50	**		0.752	0.000	100.00	
Methoxychlor	1	100		0.00	0.00	10	**			0.000	100.00	
Heptachlor epoxide	1	100		0.00	0.00	10	**			0.000	100.00	
Heptachlor	1	100		0.00	0.00	10	**			0.000	100.00	
gamma-BHC	1	100		0.00	0.00	10	**			0.000	100.00	
Dimethylnaphthalenes (Total)	1	100		0.00	0.00	50	**		0.933	0.000	100.00	
Diaminotoluene Dihydrochloride	1	100		0.00	0.00	50	**			0.000	100.00	
4-Methylphenol	1	100		0.00	0.00	50	**	0.6		0.000	100.00	
Endrin	1	100		0.00	0.00	50	**			0.000	100.00	

S-Surrogate Compound I-Internal Standard Compound

N/O or N/Q - Not applicable for this run C1-Compound %Diff exceeds limits ** - No limit specified in method

Note: 8260/8270 limits are compared against the %DIFF/R.F. 625 limits are compared against the %DIFF.

624 limits are compared against the concentration found. 524.2 limits are compared against the %DIFF

7063017 0078

FORM8

Internal Standard Areas

Evaluation Std Data File: 9M78605.D Method: EPA 8270D

Analysis Date/Time: 06/06/17 10:34

Lab File ID: CAL BNA@50PPM

	I1		I2		I3		I4		I5		I6		I7	
	Area	RT	Area	RT	Area	RT	Area	RT	Area	RT	Area	RT	Area	RT
Eval File Area/RT:	28103	2.73	63630	5.94	245655	6.96	160047	8.40	304124	9.87	378093	12.93	336696	14.58
Eval File Area Limit:	14052-56206		31815-127260		122828-491310		80024-320094		152062-608248		189046-756186		168348-673392	
Eval File Rt Limit:	2.23-3.23		5.44-6.44		6.46-7.46		7.9-8.9		9.37-10.37		12.43-13.43		14.08-15.08	

Data File	Sample														
9M78605.D	CAL BNA@50PPM	28103	2.73	63630	5.94	245655	6.96	160047	8.40	304124	9.87	378093	12.93	336696	14.58
9M78606.D	CAL BNA@10PPM	21251	2.73	65969	5.94	259277	6.95	165174	8.39	320920	9.86	381753	12.92	344742	14.57
9M78607.D	CAL BNA@196PPM	24275	2.73	66201	5.94	262865	6.96	194276	8.40	387374	9.87	523603	12.93	407907	14.58
9M78608.D	CAL BNA@160PPM	30182	2.72	82253	5.94	326622	6.95	249729	8.40	472324	9.87	645508	12.93	498343	14.57
9M78609.D	CAL BNA@120PPM	26907	2.73	62027	5.94	246495	6.95	193735	8.40	303472	9.87	397635	12.93	326060	14.56
9M78610.D	CAL BNA@80PPM	26973	2.72	62976	5.94	245088	6.95	165689	8.39	308816	9.86	386622	12.92	333041	14.56
9M78611.D	CAL BNA@20PPM	26484	2.72	63268	5.94	249116	6.95	161948	8.39	317379	9.86	391124	12.92	347005	14.56
9M78612.D	CAL BNA@2PPM	23356	2.73	54125	5.94	213226	6.95	139395	8.39	308123	9.86	329596	12.92	292618	14.55
9M78613.D	CAL BNA@0.5PPM	24229	2.73	54335	5.94	214688	6.95	141775	8.39	279755	9.86	333718	12.92	301036	14.55
9M78614.D	ICV BNA@50PPM	26492	2.73	60371	5.94	232944	6.95	145843	8.39	291211	9.86	369998	12.92	319973	14.56

I1 =	1,4-Dioxane-d8(INT)	I4 =	Acenaphthene-d10	I7 =	Perylene-d12	**625/8270 Internal Standard concentration = 40 mg/L (in final extract)**
I2 =	1,4-Dichlorobenzene-d4	I5 =	Phenanthrene-d10			**624/8260 Internal Standard concentration = 30ug/L**
I3 =	Naphthalene-d8	I6 =	Chrysene-d12			**524 Internal Standard concentration =5ug/L**

Internal Standard Areas

Upper Limit = + 100% of internal standard area from daily cal or mid pt.

Lower Limit = - 50% of internal standard area from daily cal or mid pt.

Flags:

A - Indicates the compound failed the internal standard area criteria

R - Indicates the compound failed the internal standard retention time criteria.

Retention Times: Limit = within +/- 0.5 min of internal standard retention time from the daily cal or mid pt.

7063017 0079

FORM8

Internal Standard Areas

Evaluation Std Data File: 9M78912.D Method: EPA 8270D

Analysis Date/Time: 07/03/17 09:08

Lab File ID: CAL BNA@50PPM

	I1		I2		I3		I4		I5		I6		I7	
	Area	RT	Area	RT	Area	RT	Area	RT	Area	RT	Area	RT	Area	RT
Eval File Area/RT:	28751	2.72	71513	5.93	268956	6.94	186048	8.39	392055	9.86	527865	12.92	472114	14.55
Eval File Area Limit:	14376-57502		35756-143026		134478-537912		93024-372096		196028-784110		263932-1055730		236057-944228	
Eval File Rt Limit:	2.22-3.22		5.43-6.43		6.44-7.44		7.89-8.89		9.36-10.36		12.42-13.42		14.05-15.05	

Data File	Sample														
9M78911.D	BNA@50PPM	29588	2.72	74021	5.93	271741	6.94	188318	8.39	396039	9.86	545913	12.92	485675	14.55
9M78913.D	SMB60326	33015	2.72	87060	5.93	313717	6.94	202881	8.38	386116	9.85	376391	12.91	357922	14.54
9M78914.D	SMB60326(MS)	31150	2.72	80489	5.93	288663	6.94	185680	8.38	350667	9.86	375868	12.91	364080	14.55
9M78915.D	AC98737-003	27052	2.72	67037	5.93	243299	6.94	155895	8.39	304366	9.86	365727	12.91	338349	14.55
9M78916.D	AC98737-005	31283	2.72	81564	5.93	290583	6.94	185257	8.38	355708	9.85	385895	12.91	379886	14.55
9M78917.D	AC98737-007	25999	2.72	65708	5.93	234270	6.94	151024	8.38	299662	9.85	360658	12.91	347950	14.55
9M78918.D	AC98721-005	29958	2.72	77835	5.93	280934	6.94	184063	8.38	365478	9.85	452647	12.91	428592	14.55
9M78919.D	AC98761-008	27988	2.72	70396	5.93	258131	6.94	165610	8.38	318883	9.85	328889	12.91	330167	14.55
9M78920.D	SMB60320	28413	2.72	76313	5.93	275696	6.94	176983	8.38	341624	9.85	342676	12.91	320640	14.55
9M78921.D	SMB60324	29867	2.72	84772	5.93	304830	6.94	194941	8.38	374035	9.85	376757	12.91	376647	14.55
9M78922.D	WMB60330(MS)	25351	2.71	65517	5.93	243404	6.94	166936	8.39	347461	9.86	441668	12.92	375281	14.55
9M78923.D	WMB60330	21349	2.72	53337	5.93	197011	6.94	131697	8.38	281997	9.85	375683	12.91	343769	14.55
9M78924.D	SMB60334(MS)	26980	2.72	72224	5.93	259152	6.94	168408	8.39	310561	9.86	325460	12.91	320690	14.55
9M78925.D	SMB60334	26695	2.72	70932	5.93	252341	6.94	163512	8.38	311928	9.85	299774	12.91	297542	14.54
9M78926.D	AC98757-001	27562	2.71	69355	5.93	257962	6.94	169616	8.38	343846	9.85	428755	12.91	379303	14.55
9M78927.D	AC98757-002	26220	2.71	62149	5.93	236640	6.94	152481	8.38	317848	9.85	402900	12.91	360124	14.55
9M78928.D	AC98723-001(T)	26546	2.73	60400	5.93	224390	6.94	148936	8.38	302248	9.85	376341	12.91	336952	14.55
9M78929.D	AC98723-001(T)(MS)	31648	2.73	74164	5.93	277476	6.94	189911	8.39	392374	9.86	498901	12.92	424273	14.55
9M78930.D	AC98723-001(T)(MSD	30844	2.72	74283	5.93	272876	6.94	186889	8.39	386542	9.86	482478	12.92	417480	14.55
9M78931.D	AC98723-002(T)	29891	2.72	69732	5.93	250491	6.94	167793	8.38	347240	9.85	431558	12.91	379422	14.55
9M78932.D	AC98700-004(T)	30513	2.73	71593	5.93	254918	6.94	169085	8.38	353655	9.85	431211	12.91	378115	14.54
9M78933.D	AC98700-005(T)	28370	2.73	67422	5.93	243099	6.94	162255	8.38	332944	9.85	407183	12.91	358652	14.54
9M78934.D	AC98686-001(T)	28585	2.73	68696	5.93	246899	6.94	164677	8.38	342371	9.85	403362	12.91	351747	14.54
9M78935.D	AC98730-013(T)	28901	2.72	69622	5.93	248128	6.94	163789	8.38	342391	9.85	419888	12.91	366378	14.54
9M78936.D	AC98730-014(T)	27423	2.72	63602	5.93	230653	6.94	152767	8.38	323319	9.85	398155	12.91	342806	14.55
9M78937.D	AC98734-004(T)	27849	2.73	65524	5.93	244406	6.94	163161	8.38	339476	9.85	412795	12.91	357500	14.55
9M78938.D	EF-1 V-258720(06/30)	25612	2.73	61372	5.93	215404	6.94	144628	8.38	303333	9.85	374449	12.91	319341	14.55
9M78939.D	AC98757-002(3X)	31248	2.71	77991	5.93	300202	6.94	202499	8.38	429109	9.85	523569	12.91	463385	14.55

I1 = 1,4-Dioxane-d8(INT)
I2 = 1,4-Dichlorobenzene-d4
I3 = Naphthalene-d8
I4 = Acenaphthene-d10
I5 = Phenanthrene-d10
I6 = Chrysene-d12
I7 = Perylene-d12

625/8270 Internal Standard concentration = 40 mg/L (in final extract)
624/8260 Internal Standard concentration = 30ug/L
524 Internal Standard concentration =5ug/L

Internal Standard Areas

Upper Limit = + 100% of internal standard area from daily cal or mid pt.

Lower Limit = - 50% of internal standard area from daily cal or mid pt.

Flags:

A - Indicates the compound failed the internal standard area criteria

R - Indicates the compound failed the internal standard retention time criteria.

Retention Times: Limit = within +/- 0.5 min of internal standard retention time from the daily cal or mid pt.

Metal Data

Form1
Inorganic Analysis Data Sheet

Sample ID:	AC98757-001	% Solid:	0	Lab Name:	Hampton-Clarke	Nras No:	
Client Id:	TWP-2	Units:	UG/L	Lab Code:		Sdg No:	
Matrix:	AQUEOUS	Date Rec:	6/30/2017	Contract:		Case No:	
Level:	LOW						

Cas No.	Analyte	RL	Conc	Dil Fact	Initial Wt/Vol	Final Wt/Vol	Analysis Date	Prep Batch	File:	Seq Num	M	Instr
7439-92-1	Lead	3.0	33	1	50	100	07/06/17	60933	0617ANEW	44	MS	MS3_7700SWA

Comments: _____

Flag Codes:

U or ND - Indicates Compound was not found above the detection/reporting limit
P - ICP-AES
CV -ColdVapor
MS - ICP-MS

Form1
Inorganic Analysis Data Sheet

Sample ID:	AC98757-002	% Solid:	0	Lab Name:	Hampton-Clarke	Nras No:	
Client Id:	TWP-1	Units:	UG/L	Lab Code:		Sdg No:	
Matrix:	AQUEOUS	Date Rec:	6/30/2017	Contract:		Case No:	
Level:	LOW						

Cas No.	Analyte	RL	Conc	Dil Fact	Initial Wt/Vol	Final Wt/Vol	Analysis Date	Prep Batch	File:	Seq Num	M	Instr
7439-92-1	Lead	3.0	27	1	50	100	07/06/17	60933	0617ANEW	45	MS	MS3_7700SWA

Comments: _____

Flag Codes:

U or ND - Indicates Compound was not found above the detection/reporting limit
P - ICP-AES
CV -ColdVapor
MS - ICP-MS

Form1
Inorganic Analysis Data Sheet

Sample ID: MB 60933
Client Id: MB 60933
Matrix: AQUEOUS
Level: LOW

% Solid: 0
Units: UG/L

Lab Name: Hampton-Clarke
Lab Code:

Cas No.	Analyte	RL	Conc	Dil Fact	Initial Wt/Vol	Final Wt/Vol	Analysis Date	Prep Batch	File:	Seq Num	M	Instr
7440-36-0	Antimony	3.0	ND	1	50	100	07/06/17	60933	0617ANEW	17	MS	MS3_7700SWA
7440-38-2	Arsenic	2.0	ND	1	50	100	07/06/17	60933	0617ANEW	17	MS	MS3_7700SWA
7440-39-3	Barium	5.0	ND	1	50	100	07/06/17	60933	0617ANEW	17	MS	MS3_7700SWA
7440-41-7	Beryllium	1.0	ND	1	50	100	07/06/17	60933	0617ANEW	17	MS	MS3_7700SWA
7440-43-9	Cadmium	2.0	ND	1	50	100	07/06/17	60933	0617ANEW	17	MS	MS3_7700SWA
7440-47-3	Chromium	2.0	ND	1	50	100	07/06/17	60933	0617ANEW	17	MS	MS3_7700SWA
7440-48-4	Cobalt	2.0	ND	1	50	100	07/06/17	60933	0617ANEW	17	MS	MS3_7700SWA
7440-50-8	Copper	10	ND	1	50	100	07/06/17	60933	0617ANEW	17	MS	MS3_7700SWA
7439-92-1	Lead	3.0	ND	1	50	100	07/06/17	60933	0617ANEW	17	MS	MS3_7700SWA
7439-96-5	Manganese	6.0	ND	1	50	100	07/06/17	60933	0617ANEW	17	MS	MS3_7700SWA
7439-98-7	Molybdenum	2.0	ND	1	50	100	07/06/17	60933	0617ANEW	17	MS	MS3_7700SWA
7440-02-0	Nickel	3.0	ND	1	50	100	07/06/17	60933	0617ANEW	17	MS	MS3_7700SWA
7782-49-2	Selenium	10	ND	1	50	100	07/06/17	60933	0617ANEW	17	MS	MS3_7700SWA
7440-22-4	Silver	1.0	ND	1	50	100	07/06/17	60933	0617ANEW	17	MS	MS3_7700SWA
7440-28-0	Thallium	2.0	ND	1	50	100	07/06/17	60933	0617ANEW	17	MS	MS3_7700SWA
7440-62-2	Vanadium	2.0	ND	1	50	100	07/06/17	60933	0617ANEW	17	MS	MS3_7700SWA
7440-66-6	Zinc	20	ND	1	50	100	07/06/17	60933	0617ANEW	17	MS	MS3_7700SWA

Comments:

Flag Codes:

U or ND - Indicates Compound was not found above the detection/reporting limit
P - ICP-AES
CV -ColdVapor
MS - ICP-MS

FORM 2
(ICV/CCV Summary)

Date Analyzed: 07/06/17
Data File: A070617ANEW
Prep Batch: 60933
Analytical Method: 6010B/6010C/7470A,7471A/7471B(Hg),6020/6020A
Instrument: MS3_7700SWA
Units: All units in ppm except Hg and icp-ms in ppb
Project Number: 7063017

Lab Name: Hampton-Clarke
Lab Code:
Contract:
Nras No:
Sdg No:
Case No:
ICV/CCV SOURCE: SCP Science

Analyte	ICV/CCV Amt	ICV V-259087-8	Rec	CCV V-259091-14	Rec	CCV V-259091-27	Rec	CCV V-259091-40	Rec	CCV V-259091-48	Rec		Rec		Rec		Rec
Antimony	50/50	50.15200	100	50.49600	101	51.03600	102	50.77600	102	50.70600	101						
Arsenic	50/50	49.38700	99	50.65000	101	51.41900	103	50.95700	102	50.92200	102						
Barium	50/50	49.41800	99	49.88200	100	50.22700	100	50.42900	101	49.94700	100						
Beryllium	50/50	49.07700	98	47.36300	95	48.91700	98	50.16800	100	49.74700	99						
Cadmium	50/50	49.85600	100	49.50400	99	50.05400	100	49.75000	100	49.46600	99						
Chromium	50/50	50.82500	102	51.09000	102	52.04200	104	51.77400	104	51.45700	103						
Cobalt	50/50	49.63600	99	51.48700	103	52.71600	105	51.80100	104	52.25500	105						
Copper	50/50	51.14400	102	52.17400	104	53.25200	107	53.35600	107	52.40100	105						
Lead	50/50	49.49600	99	50.23200	100	50.43300	101	49.94800	100	49.95600	100						
Manganese	50/50	50.50200	101	51.24600	102	51.38100	103	51.80800	104	51.32000	103						
Nickel	50/50	50.48500	101	52.61700	105	53.01600	106	53.06900	106	52.36700	105						
Selenium	50/250	49.58400	99	249.26100	100	251.25400	101	251.05700	100	253.66700	101						
Silver	10/50	10.02300	100	50.20300	100	50.72400	101	50.45800	101	49.96000	100						
Thallium	50/50	48.73300	97	50.47500	101	50.25000	100	50.37900	101	50.01100	100						
Vanadium	50/50	49.98500	100	50.94500	102	51.71300	103	51.48500	103	51.72100	103						
Zinc	50/50	51.97800	104	51.28000	103	52.14400	104	51.66700	103	51.16500	102						

Notes: a-indicates analyte failed the ICV limits for 6010B/6010C, 6020/6020A
b-indicates analyte failed the ICV limits for 200.7 or 200.8
c-indicates analyte failed the CCV limits for 200.7/200.8/245.1/6010B/6010C (Except Hg 7470/7470A,7471A/7471B),6020/6020A
d-indicates analyte failed the CCV limits Hg 7470A/7471A/7471B

Qc Limits: ICV - 200.7 : 95-105
CCV- 200.7/200.8/6010B/6010C/245.1 : 90-110 (Except Hg 7470/7470A/ 7471A/7471B=80-120)
ICV -6010B/6010C/6020/6020A/200.8 : 90-110

CLP ICP ICV/CCV: 90-110
CLP Hg ICV/CCV: 80-120

FORM 2
(LLICV/LLCCV Summary)

Date Analyzed: 07/06/17
Data File: A070617ANEW
Prep Batch: 60933
Analytical Method: 6010B/6010C/7470A,7471A/7471B(Hg),6020/6020A
Instrument: MS3_7700SWA
Units: All units in ppm except Hg and icp-ms in ppb
Project Number: 7063017

Lab Name: Hampton-Clarke
Lab Code:
Contract:
Nras No:
Sdg No:
Case No:
ICV/CCV SOURCE: SPEX

Analyte	LLICV/ LLCCV Amt	LLICV V-259094-9	Rec	LLCCV V-259094-15	Rec	LLCCV V-259094-28	Rec	LLCCV V-259094-41	Rec	LLCCV V-259094-49	Rec		Rec		Rec		Rec
Antimony	1.5/1.5	1.408	94	1.520	101	1.397	93	1.402	93	1.370	91						
Arsenic	1/1	1.003	100	0.990	99	0.963	96	0.948	95	0.946	95						
Barium	2.5/2.5	2.368	95	2.594	104	2.378	95	2.388	96	2.352	94						
Beryllium	0.5/0.5	0.475	95	0.486	97	0.479	96	0.496	99	0.476	95						
Cadmium	1/1	0.962	96	1.044	104	0.961	96	0.947	95	0.958	96						
Chromium	1/1	1.000	100	1.024	102	0.992	99	0.993	99	1.005	100						
Cobalt	1/1	0.976	98	1.041	104	1.013	101	0.972	97	0.975	98						
Copper	5/5	4.916	98	5.379	108	5.118	102	5.076	102	5.152	103						
Lead	1.5/1.5	1.424	95	1.586	106	1.435	96	1.440	96	1.432	95						
Manganese	3/3	2.916	97	3.043	101	2.943	98	2.926	98	2.914	97						
Nickel	1.5/1.5	1.520	101	1.587	106	1.554	104	1.503	100	1.528	102						
Selenium	5/5	5.104	102	5.146	103	4.792	96	4.605	92	4.787	96						
Silver	0.5/0.5	0.487	97	0.542	108	0.501	100	0.492	98	0.484	97						
Thallium	1/1	0.987	99	1.076	108	1.021	102	0.980	98	0.966	97						
Vanadium	1/1	0.955	96	1.049	105	0.973	97	0.973	97	0.974	97						
Zinc	10/10	9.799	98	10.308	103	9.912	99	9.628	96	9.777	98						

Notes: a-indicates analyte failed the LLICV limits for 6010B, 6010C, 6020, 6020A
c-indicates analyte failed the LLCCV limits for 6010B, 6010C, 6020, 6020A

Qc Limits: LLCCV- 6010B/6010C/6020/6020A (70-130)
LLICV -6010B/6010C/6020/6020A :70-130

FORM 3
(ICB/CCB/MB Summary)

Date Analyzed: 07/06/17
Data File: A070617ANEW
Prep Batch: 60933
Reporting Limits Used: 6010B/6010C/7470A,7471A/7471B(Hg),6020/6020A
Instrument: MS3_7700SWA
Units: All units in ppm except Hg and icp-ms in ppb
Project Number: 7063017

Lab Name: Hampton-Clarke
Lab Code:
Contract:
Nras No:
Sdg No:
Case No:

Analyte	ICB V-259088-10	CCB V-259088-16	CCB V-259088-29	CCB V-259088-42	CCB V-259088-50	MB 60933-17		
Antimony	1.5 U	1.5 U	1.5 U	1.5 U	1.5 U	3 U		
Arsenic	1 U	1 U	1 U	1 U	1 U	2 U		
Barium	2.5 U	2.5 U	2.5 U	2.5 U	2.5 U	5 U		
Beryllium	.5 U	.5 U	.5 U	.5 U	.5 U	1 U		
Cadmium	1 U	1 U	1 U	1 U	1 U	2 U		
Chromium	1 U	1 U	1 U	1 U	1 U	2 U		
Cobalt	1 U	1 U	1 U	1 U	1 U	2 U		
Copper	5 U	5 U	5 U	5 U	5 U	10 U		
Lead	1.5 U	1.5 U	1.5 U	1.5 U	1.5 U	3 U		
Manganese	3 U	3 U	3 U	3 U	3 U	6 U		
Nickel	1.5 U	1.5 U	1.5 U	1.5 U	1.5 U	3 U		
Selenium	5 U	5 U	5 U	5 U	5 U	10 U		
Silver	.5 U	.5 U	.5 U	.5 U	.5 U	1 U		
Thallium	1 U	1 U	1 U	1 U	1 U	2 U		
Vanadium	1 U	1 U	1 U	1 U	1 U	2 U		
Zinc	10 U	10 U	10 U	10 U	10 U	20 U		

Notes: a-indicates absolute value of result found above the reporting limits in CCB/ICB or result found above reporting limit in the MB
u-indicates result below reporting limit

FORM 4
(ICSA/ICSAB Summary)

Date Analyzed: 07/06/17
Data File: A070617ANEW
Prep Batch: 60933
Reporting Limits Used: 6010B/6010C/7470A,7471A/7471B(Hg),6020/6020A
Instrument: MS3_7700SWA
Units: All units in ppm except Hg and icp-ms in ppb
Project Number: 7063017

Lab Name: Hampton-Clarke
Lab Code:
Contract:
Nras No:
Sdg No:
Case No:
ICSA/ICSAB: SOURCE: SCP Science

Analyte	Spk Amt	ICSA V-259089-11	Rec	ICSAB V-259090-12	Rec	Rec	Rec	Rec	Rec	Rec	Rec
Aluminum	50000	49807.98	100	49839.04000	100						
Antimony	0	U		0.30300							
Arsenic	100	U		108.46100	108						
Barium	0	U		0.74300							
Beryllium	0	U		0.00200							
Cadmium	100	1.239b		92.34900	92						
Calcium	150000	152429.9	102	52765.80000	102						
Chromium	200	U		201.65700	101						
Cobalt	200	U		187.01600	94						
Copper	200	U		187.76300	94						
Iron	125000	119632.2	96	18372.60000	95						
Lead	0	U		0.05200							
Magnesium	50000	48741.88	97	49222.43000	98						
Manganese	200	U		199.57900	100						
Nickel	200	U		185.77300	93						
Selenium	100	U		106.01700	106						
Silver	50	U		44.07800	88						
Thallium	0	U		0.00200							
Vanadium	200	U		207.77200	104						
Zinc	100	U		92.47500	92						

Notes: a-indicates absolute value of the concentration > 2 * Reporting Limits In the ICSA
b-indicates absolute value of the concentration above Reporting Limits but < 2 * Reporting Limits in the ICSA
c-indicates the recovery failed the Qc Criteria in the ICSAB
u-indicates the absolute value of the concentration was below the reporting limit

FORM5/FORM7

SPIKE RECOVERY DATA

PREP BATCH: 60933

Instrument Type: ICPMS

Analytical Method(s):6020/200.8

ICP units in ppm, ICPMS and Hg in ppb

TxtQcType: LCS Matrix: AQUEOUS SampleID: LCS 60933

Analyte	BatchId	DF	Data Fil	Seq#:	Spk Conc:	Spk Adde	Recov	Qual	Lo Lim	Hi Lim
Lead	60933	1	A070617A	18	231.5850	250	93		80	120

TxtQcType: LCSMR Matrix: AQUEOUS SampleID: LCS MR 60933

Analyte	BatchId	DF	Data Fil	Seq#:	Spk Conc:	Spk Adde	Recov	Qual	Lo Lim	Hi Lim
Lead	60933	1	A070617A	19	230.5660	250	92		80	120

TxtQcType: MS Matrix: AQUEOUS SampleID: AC98718-001

Analyte	BatchId	DF	Data Fil	Seq#:	NS Data Fil	Seq#	Spk Conc:	NS Conc:	Spk Adde	Recov	Qual	Lo Lim	Hi Lim
Lead	60933	1	A070617A	23	A070617A	20	222.3750	1.5U	250	89		75	125

TxtQcType: MSD Matrix: AQUEOUS SampleID: AC98718-001

Analyte	BatchId	DF	Data Fil	Seq#:	NS Data Fil	Seq#	Spk Conc:	NS Conc:	Spk Adde	Recov	Qual	Lo Lim	Hi Lim
Lead	60933	1	A070617A	24	A070617A	20	241.6340	1.5U	250	97		75	125

a-Indicates Recovery Failed the criteria b-Indicates Recovery Failed the criteria but non spike concentration >4*spike amount

FORM5/FORM7

SPIKE RECOVERY DATA

PREP BATCH: 60933

Instrument Type: ICPMS

Analytical Method(s):6020/200.8

ICP units in ppm, ICPMS and Hg in ppb

TxtQcType: PS Matrix: AQUEOUS SampleID: AC98718-001

Analyte	DF	Data Fil	Seq#:	NS Data Fil	Seq#	Spk Conc:	NS Conc:	Spk Adde	Recov	Qual	Lo Lim	Hi Lim
Lead	1	A070617A	25	A070617A	20	50.4180	1.5U	50	101		80	120

a-Indicates Recovery Failed the criteria b-Indicates Recovery Failed the criteria but non spike concentration >4*spike amount

FORM6/FORM9

RPD/%Difference Data

PREP BATCH: 60933

Instrument Type: ICPMS

Analytical Method(s):6020/200.8

ICP units in ppm, ICPMS and Hg in ppb

TxtQcType: LCSMR Matrix: AQUEOUS SampleID: LCS MR 60933

Analyte	BatchId	Data Fil	Seq#:	NS File	Seq#	Result 1	Result 2	RPD	Limit
Lead	60933	A070617A	19	A070617A	18	230.5660	231.5850	.44	20

TxtQcType: MR Matrix: AQUEOUS SampleID: AC98718-001

Analyte	BatchId	Data Fil	Seq#:	NS File	Seq#	Result 1	Result 2	RPD	Limit
Lead	60933	A070617A	21	A070617A	20	1.5U	1.5U	---	20

TxtQcType: MSD Matrix: AQUEOUS SampleID: AC98718-001

Analyte	BatchId	Data Fil	Seq#:	MS File	Seq#	Result 1	Result 2	RPD	Limit
Lead	60933	A070617A	24	A070617A	23	241.6340	222.3750	8.3	20

TxtQcType: SD Matrix: AQUEOUS SampleID: AC98718-001

Analyte	BatchId	Data Fil	Seq#:	NS File	Seq#	DF	Result 1	Result 2	%Diff		Limit
Lead	60933	A070617A	22	A070617A	20	5	0.2060	0.4950	108	c	10

a-Indicates Rpd Failed the criteria

b-Method Rep Out but concentrations < 5*RL

c-Serial dilution Out but conc < 10 * IDL

ICPMS Internal Standard Summary Report

TuneID: 1

Batch/FileID: A070617AN Sample ID: CalBlk V-259081 Sample Date 07/06/17 Sample Time: 12:07

IS ID:	Area	Area Limit		
Ho-1	4765970.73	3336179.511	-	7153722.06573
In-1	3619396.20	2533577.34	-	5432713.6962
Sc-1	2067304.31	1447113.017	-	3103023.76931
Tb-1	5017925.62	3512547.934	-	7531906.35562

QcType	txtSamId:	Pos	Ho-1 Area	In-1 Area	Sc-1 Area	Tb-1 Area	Area	Area	Area	Area
ISBLK	CalBlk V-259081	2	4765970.	3619396.	2067304.	5017925.				
SMP	RINSE	1	4739000.	3619674.	2087691.	4976446.				
CAL	CalStd1 V-25908	3	4754370.	3624004.	2070284.	4965987.				
CAL	CalStd2 V-25908	4	4797955.	3675511.	2099175.	5024815.				
CAL	CalStd3 V-25908	5	4736613.	3580129.	2055703.	5006859.				
CAL	CalStd4 V-25908	6	4821022.	3578828.	2068609.	5034248.				
CAL	CalStd5 V-25908	7	4737135.	3494812.	2041979.	4987464.				
ICV	ICV V-259087	8	4646015.	3394066.	1923980.	4853758.				
LLICV	LLICV V-259094	9	4570762.	3359910.	1841604.	4723355.				
ICB	ICB V-259088	10	4463153.	3343227.	1830489.	4690521.				
ICSA	ICSA V-259089	11	4845057.	3395173.	2043372.	5064368.				
ICSAB	ICSAB V-259090	12	5508623.	3888493.	2389285.	5729025.				
SMP	RINSE	13	5112986.	3904468.	2234489.	5383838.				
CCV	CCV V-259091	14	4986709.	3726497.	2110982.	5276719.				
LLCCV	LLCCV V-259094	15	4680550.	3481446.	1902755.	4905380.				
CCB	CCB V-259088	16	4726270.	3483293.	1884089.	4947650.				
MB	MB 60933	17	4870095.	3461911.	1790915.	5070882.				
LCS	LCS 60933	18	4969482.	3545164.	1856228.	5162135.				
MR	LCS MR 60933	19	5049572.	3569684.	1926963.	5279546.				
SMP	AC98718-001	20	5014702.	3473308.	1926127.	5232414.				
MR	AC98718-001	21	5128562.	3530724.	1968591.	5307481.				
SD	AC98718-001	22	5163706.	3792296.	2128105.	5407009.				
MS	AC98718-001	23	5054149.	3586534.	1964378.	5243337.				
MSD	AC98718-001	24	5021100.	3582784.	1953211.	5229171.				
PS	AC98718-001	25	5049559.	3468422.	1927985.	5288911.				
SMP	RINSE	26	5012091.	3764147.	2054341.	5289575.				
CCV	CCV V-259091	27	4904770.	3660744.	2102605.	5177054.				
LLCCV	LLCCV V-259094	28	4811473.	3638521.	2033105.	5058961.				
CCB	CCB V-259088	29	4791925.	3606124.	2034876.	5067813.				
SMP	AC98718-003	30	5080222.	3590926.	2256634.	5324881.				
SMP	AC98718-005	31	4965498.	3524761.	1941156.	5146717.				
SMP	AC98718-007	32	5019561.	3573434.	1914299.	5202320.				
SMP	AC98740-001	33	5191909.	3730271.	2138875.	5454404.				
SMP	AC98740-003	34	4648635.	3261172.	1758569.	4866095.				
SMP	AC98740-005	35	5249814.	3808368.	2191644.	5480641.				
SMP	AC98740-007	36	5132459.	3655991.	2053736.	5340242.				
SMP	AC98740-009	37	5204439.	3795030.	2041809.	5455470.				
SMP	AC98740-011	38	5123914.	3603962.	2010609.	5353735.				
SMP	RINSE	39	5023726.	3766845.	2119078.	5249114.				
CCV	CCV V-259091	40	4926557.	3651804.	2086260.	5147767.				
LLCCV	LLCCV V-259094	41	4783791.	3547178.	1991249.	4993373.				
CCB	CCB V-259088	42	4742514.	3562522.	2012902.	5005241.				
SMP	AC98740-013	43	4897834.	3400214.	1927969.	5093116.				
SMP	AC98757-001	44	4882015.	3233452.	2256572.	5108660.				
SMP	AC98757-002	45	4884651.	3177997.	2374725.	5082454.				
SMP	AC98743-001	46	4544391.	3111964.	1765959.	4715426.				
SMP	RINSE	47	4815531.	3528477.	1940800.	5005057.				
CCV	CCV V-259091	48	4771928.	3500671.	1986996.	4956219.				

* Indicates Internal Standard Area outside of limits

ICPMS Internal Standard Summary Report

TuneID: 1

LLCCV	LLCCV V-259094	49	4686394.	3486399.	1923622.	4913546.
CCB	CCB V-259088	50	4681483.	3481482.	1957093.	4899123.

* Indicates Internal Standard Area outside of limits

ICPMS Internal Standard Summary Report

TuneID: 2

Batch/FileID: A070617AN Sample ID: CalBlk V-259081 Sample Date 07/06/17 Sample Time: 12:07

IS ID:	Area	Area Limit		
Ho-2	2267629.88	1587340.916	-	3403712.44988
In-2	671153.72	469807.604	-	1007401.73372
Sc-2	73398.38	51378.866	-	110170.96838
Tb-2	2345233.70	1641663.59	-	3520195.7837

QcType	txtSamId:	Pos	Ho-2 Area	In-2 Area	Sc-2 Area	Tb-2 Area	Area	Area	Area	Area
ISBLK	CalBlk V-259081	2	2267629.	671153.7	73398.38	2345233.				
SMP	RINSE	1	2279709.	677762.2	74726.53	2355011.				
CAL	CalStd1 V-25908	3	2286471.	670202.6	74229.46	2359606.				
CAL	CalStd2 V-25908	4	2313894.	670925.9	74362.19	2366193.				
CAL	CalStd3 V-25908	5	2292761.	666261.4	73439.85	2364363.				
CAL	CalStd4 V-25908	6	2278914.	650503.2	72989.22	2340190.				
CAL	CalStd5 V-25908	7	2243989.	633338.8	72178.06	2310732.				
ICV	ICV V-259087	8	2182787.	620371.7	67764.25	2273667.				
LLICV	LLICV V-259094	9	2181807.	621176.8	67591.53	2237174.				
ICB	ICB V-259088	10	2167961.	623221.8	67370.43	2242419.				
ICSA	ICSA V-259089	11	2155449.	594832.5	71510.26	2206383.				
ICSAB	ICSAB V-259090	12	2233038.	610124.1	74986.53	2266240.				
SMP	RINSE	13	2330678.	665510.0	73854.65	2393120.				
CCV	CCV V-259091	14	2302238.	638473.1	72017.38	2335431.				
LLCCV	LLCCV V-259094	15	2183911.	608150.2	65069.91	2223009.				
CCB	CCB V-259088	16	2223554.	614867.0	65784.10	2278518.				
MB	MB 60933	17	2060979.	532051.4	55451.01	2128283.				
LCS	LCS 60933	18	2088440.	546475.5	57975.39	2123850.				
MR	LCS MR 60933	19	2098340.	554121.9	58915.82	2135820.				
SMP	AC98718-001	20	2129199.	532449.6	58276.07	2147873.				
MR	AC98718-001	21	2139052.	536225.1	60077.51	2170533.				
SD	AC98718-001	22	2272880.	619961.2	68236.17	2332336.				
MS	AC98718-001	23	2090484.	546750.9	58868.08	2129697.				
MSD	AC98718-001	24	2098027.	550533.9	59065.27	2147534.				
PS	AC98718-001	25	2112110.	518264.9	58879.28	2149061.				
SMP	RINSE	26	2259018.	637287.5	69882.08	2321635.				
CCV	CCV V-259091	27	2265537.	621912.1	69750.21	2296800.				
LLCCV	LLCCV V-259094	28	2264238.	638853.1	70411.89	2325550.				
CCB	CCB V-259088	29	2275576.	640372.2	71464.36	2309400.				
SMP	AC98718-003	30	2235311.	594076.4	74920.03	2298062.				
SMP	AC98718-005	31	2125787.	558021.9	61779.44	2181584.				
SMP	AC98718-007	32	2124095.	553346.0	59697.34	2139451.				
SMP	AC98740-001	33	2179606.	565354.4	64795.17	2227225.				
SMP	AC98740-003	34	2100292.	531711.4	56931.02	2120643.				
SMP	AC98740-005	35	2297207.	609576.3	70283.57	2351699.				
SMP	AC98740-007	36	2218542.	587625.1	65254.58	2273775.				
SMP	AC98740-009	37	2189409.	572693.5	62206.60	2238036.				
SMP	AC98740-011	38	2168461.	552361.7	63320.41	2208333.				
SMP	RINSE	39	2257857.	630813.6	69967.89	2321238.				
CCV	CCV V-259091	40	2239194.	625539.3	70087.09	2291732.				
LLCCV	LLCCV V-259094	41	2225349.	634890.4	69898.90	2284764.				
CCB	CCB V-259088	42	2216268.	638837.5	70302.35	2280345.				
SMP	AC98740-013	43	2111777.	544213.2	61808.52	2159092.				
SMP	AC98757-001	44	2099687.	511759.9	66941.63	2137734.				
SMP	AC98757-002	45	2027245.	488025.4	68498.24	2067133.				
SMP	AC98743-001	46	1916362.	484469.6	54834.78	1956623.				
SMP	RINSE	47	2242183.	615416.6	67172.03	2283837.				
CCV	CCV V-259091	48	2219960.	617579.7	68760.11	2265354.				

* Indicates Internal Standard Area outside of limits

ICPMS Internal Standard Summary Report

TuneID: 2

LLCCV	LLCCV V-259094	49	2220659.	628793.8	69001.89	2295764.
CCB	CCB V-259088	50	2231632.	624221.7	69153.67	2276465.

* Indicates Internal Standard Area outside of limits

Run Log

Data File: W:\METALS.FRM\ICPDATA\New\MS3_7700SWA\A070617ANEW.txt

Analysis Date: 07/06/17 **Instrument:** MS3_7700SWA

Sample Id	DF	Qc Type	Time	Run #	Test Group	Rept Limit Matrix	Qc Matrix	Anal Method	Prep Batch	Comments:	Stds:
RINSE	1	NA	12:03	1	MET-2-6020	AQUEO	AQUEO	SW846	60933		()
CalBlk V-259081	1	ISBLK	12:07	2		SOIL	SOIL				V-259081(Cal Blk WARNING)
CalStd1 V-259082	1	CAL	12:11	3							V-259082(Cal Std-1 WARNING)
CalStd2 V-259083	1	CAL	12:15	4							V-259083(Cal Std-2 WARNING)
CalStd3 V-259084	1	CAL	12:19	5							V-259084(Cal Std-3 WARNING)
CalStd4 V-259085	1	CAL	12:24	6							V-259085(Cal Std-4 WARNING)
CalStd5 V-259086	1	CAL	12:28	7							V-259086(Cal Std-5 WARNING)
ICV V-259087	1	ICV	12:32	8							V-259087(ICV WARNING)
LLICV V-259094	1	LLICV	12:36	9	MET-2-6020	AQUEO	AQUEO	SW846	60933		V-259094(LL-ICV/CCV AQ. WARNING)
ICB V-259088	1	ICB	12:40	10							V-259088(ICB/CCB WARNING)
ICSA V-259089	1	ICSA	12:44	11							V-259089(ICSA WARNING)
ICSAB V-259090	1	ICSAB	12:48	12							V-259090(ICSAB WARNING)
RINSE	1	NA	12:52	13	MET-2-6020	AQUEO	AQUEO	SW846	60933		()
CCV V-259091	1	CCV	12:56	14							V-259091(CCV WARNING)
LLCCV V-259094	1	LLCCV	13:00	15	MET-2-6020	AQUEO	AQUEO	SW846	60933		V-259094(LL-ICV/CCV AQ. WARNING)
CCB V-259088	1	CCB	13:05	16							V-259088(ICB/CCB WARNING)
MB 60933	1	MB	13:09	17	MET-2-6020	AQUEO	AQUEO	SW846	60933		()
LCS 60933	1	LCS	13:13	18	MET-2-6020	AQUEO	AQUEO	SW846	60933		()
LCS MR 60933	1	LCS	13:18	19	MET-2-6020	AQUEO	AQUEO	SW846	60933		()
AC98718-001	1	SMP	13:22	20	MET-TAL6020W	AQUEO	AQUEO	SW846	60933		()
AC98718-001	1	MR	13:26	21	MET-TAL6020W	AQUEO	AQUEO	SW846	60933		()
AC98718-001	5	SD	13:30	22	MET-TAL6020W	AQUEO	AQUEO	SW846	60933		()
AC98718-001	1	MS	13:34	23	MET-TAL6020W	AQUEO	AQUEO	SW846	60933		()
AC98718-001	1	MSD	13:39	24	MET-TAL6020W	AQUEO	AQUEO	SW846	60933		()
AC98718-001	1	PS	13:44	25	MET-TAL6020W	AQUEO	AQUEO	SW846	60933		()
RINSE	1	NA	13:48	26	MET-2-6020	AQUEO	AQUEO	SW846	60933		()
CCV V-259091	1	CCV	13:53	27							V-259091(CCV WARNING)
LLCCV V-259094	1	LLCCV	13:57	28	MET-2-6020	AQUEO	AQUEO	SW846	60933		V-259094(LL-ICV/CCV AQ. WARNING)
CCB V-259088	1	CCB	14:01	29							V-259088(ICB/CCB WARNING)
AC98718-003	1	SMP	14:05	30	MET-TAL6020W	AQUEO	AQUEO	SW846	60933		()
AC98718-005	1	SMP	14:09	31	MET-TAL6020W	AQUEO	AQUEO	SW846	60933		()
AC98718-007	1	SMP	14:13	32	MET-TAL6020W	AQUEO	AQUEO	SW846	60933		()
AC98740-001	1	SMP	14:18	33	MET-TAL6020W	AQUEO	AQUEO	SW846	60933		()
AC98740-003	1	SMP	14:22	34	MET-TAL6020W	AQUEO	AQUEO	SW846	60933		()
AC98740-005	1	SMP	14:26	35	MET-TAL6020W	AQUEO	AQUEO	SW846	60933		()
AC98740-007	1	SMP	14:30	36	MET-TAL6020W	AQUEO	AQUEO	SW846	60933		()
AC98740-009	1	SMP	14:34	37	MET-TAL6020W	AQUEO	AQUEO	SW846	60933		()
AC98740-011	1	SMP	14:39	38	MET-TAL6020W	AQUEO	AQUEO	SW846	60933		()
RINSE	1	NA	14:43	39	MET-2-6020	AQUEO	AQUEO	SW846	60933		()
CCV V-259091	1	CCV	14:47	40							V-259091(CCV WARNING)
LLCCV V-259094	1	LLCCV	14:51	41	MET-2-6020	AQUEO	AQUEO	SW846	60933		V-259094(LL-ICV/CCV AQ. WARNING)
CCB V-259088	1	CCB	14:55	42							V-259088(ICB/CCB WARNING)
AC98740-013	1	SMP	14:59	43	MET-TAL6020W	AQUEO	AQUEO	SW846	60933		()
AC98757-001	1	SMP	15:04	44	MET-1-6020	AQUEO	AQUEO	SW846	60933		()
AC98757-002	1	SMP	15:08	45	MET-1-6020	AQUEO	AQUEO	SW846	60933		()
AC98743-001	1	SMP	15:12	46	MET-2-6020	AQUEO	AQUEO	SW846	60933		()
RINSE	1	NA	15:16	47	MET-2-6020	AQUEO	AQUEO	SW846	60933		()
CCV V-259091	1	CCV	15:20	48							V-259091(CCV WARNING)
LLCCV V-259094	1	LLCCV	15:24	49	MET-2-6020	AQUEO	AQUEO	SW846	60933		V-259094(LL-ICV/CCV AQ. WARNING)
CCB V-259088	1	CCB	15:28	50							V-259088(ICB/CCB WARNING)

Comments/Reviewedby:

pcousineau
192.168.1.28 7/7/2017 1:00:43 PM

Run ok. Report TAL.

7/10/17

Note: ICP-MS dilution factor column does not reflect dilution which is performed prior to analysis. Secondary analytical dilution is documented on prep log. Dilution Factor: 20 7/3/17

Standard/Batch/SnCl2 Lot #:

Hampton-Clarke

ICP SAMPLE PREPARATION LOG

ANALYTICAL METHOD: (3010A) 3005A 3050B 200.7/200.8 OTHER_____

Batch No.: 21170 Analyst: Lm

QC Number: 60933 Prep Date: 7/3/17

Matrix: SW846 6010/6020 Reviewed By: DL

LAB ID#	ICP		ICP-MS (Secondary dil)		TCLP		COMMENTS
	Initial	Final	Aliquot	Final	Eff	TCLP	
Method blank	50ml	50ml	10ml	20ml		--	Balance used: —
LCS						--	Pipettes used: 149
LCSD						--	
1 LC 98718-001	100ml	100ml					Hot Block used: 9
MR 98718-001	50ml	50ml					
MS 98718-001							
MSD 98718-001							
2. 98718-003							
3. -005							
4. -007							
5. 98740-001							
6. -003							
7. -005							
8. -007							
9. -009							
10. -011							
11. -013							
12. 98757-001							
13. -002							
14. 98743-001							
15.							
16.							
17.							
18.							
19.							
20.							

Hot Plate Temperature: 93.0 C (90-95° C) Start Time: 7:15 End Time: 11:45

	Volume mL	Lot #
LCS, LCSD	0.25ml	V-10386, 10389
LLLCS, LLLCSD		V-
MS, MSD	0.25ml	V-10388, 10389
LLMS, LLMSD		V-

Acid	Vol mL	Lot#
HNO_3	3ml	V-10906
HCl		V-
H_2O_2		V-

Acid	Vol mL	Lot#
1:1 HNO_3		V-
1:1 HCl	5ml	V257025

Relinquished By DL Date 7/3/17

Received By DL Date 7/3/17

T:\QC\FORMS\LOGBOOK FORMS\METALS\ICP sample prep log 2016 DOD.DOC

Hampton-Clarke
Analytical & Field Services

Last Page of Report

Hampton-Clarke
Analytical & Field Services

175 ROUTE 46 WEST, UNIT D · FAIRFIELD, NJ 07004
2 MADISON ROAD, FAIRFIELD, NJ 07004
800-426-9992 · 973-244-9770
FAX: 973-244-9787
WWW.HCVLAB.COM

Project: CVS-Yonkers (Riverdale)

Client PO: 0718

Report To: Ransom Environmental Consultants, Inc.
2127 Hamilton Avenue
Hamilton, NJ 08619

Attn: Kim Skibo

Received Date: 6/28/2017

Report Date: 7/13/2017

Deliverables: NYDOH-R

Lab ID: AC98711

Lab Project No: 7062812

REVISED
7/27/17

This report is a true report of results obtained from our tests of this material. The report relates only to those samples received and analyzed by the laboratory. All results meet the requirements of the NELAC Institute standards. Laboratory reports may not be reproduced, except in full, without the written approval of the laboratory.

In lieu of a formal contract document, the total aggregate liability of Hampton-Clarke to all parties shall not exceed Hampton-Clarke's total fee for analytical services rendered.

Robin Cousineau - Quality Assurance Director OR **Jean Revolus - Laboratory Director**

NJ	(07071)	NY	(ELAP11408)	CT	(PH-0671)
PA	(68-00463)	KY	(90124)		

Table of Contents - 7062812

Sample Summary 1

Case Narrative 2

Executive Summary 3

Report of Analysis 7

Reporting Definitions / Data Qualifiers 34

Laboratory Chronicle 35

Chain of Custody Forms 38

- Chain of Custody
- Condition Upon Receipt Forms
- Preservation Documentation Forms (If Applicable)
- Internal Chain Of Custody Records

Volatile Data 44

- Form 1 Sample and Blank Results
- Form 2 Surrogate Recovery
- Form 3 Spike Recovery
- Form 4 Method Blank Summary
- Form 5 Tune Summary & BFB Spectra
- Form 6,7 Calibration & RT Summary
- Form 8 Internal Standard Area Summary

Base Neutral/Acid Extractable Data 124

- Form 1 Sample and Blank Results
- Form 2 Surrogate Recovery
- Form 3 Spike Recovery
- Form 4 Method Blank Summary
- Form 5 Tune Summary & DFTPP Spectra
- Form 6,7 Calibration & RT Summary
- Form 8 Internal Standard Area Summary

PCB Data 252

- Form 1 Sample and Blank Results
- Form 2 Surrogate Recovery
- Form 3 Spike Recovery
- Form 4 Method Blank Summary
- Form 5 Run Logs & RT Shift Summary
- Form 6, 7 Calibration Summary

Pesticide Data **293**

Form 1 Sample and Blank Results

Form 2 Surrogate Recovery

Form 3 Spike Recovery

Form 4 Method Blank Summary

Form 5 Run Logs & RT Shift Summary

Form 6, 7 Calibration Summary

Metal Data **315**

Form 1 Sample Results

Form 2 Calibration Summary

Form 3 Blank Summary

Form 4 ICP Interference Check Sample Summary

Form 5/7 Spike / LCS Recovery Data

Form 6/9 Duplicate / Serial Dilution Sample Data

Wet Chemistry Data **411**

Form 1 Sample Results

Inorganic Spreadsheet / QC Summary

Sample Summary

Client: Ransom Environmental Consultants, Inc.
Project: CVS-Yonkers (Riverdale)

HC Project #: 7062812

Lab#	SampleID	Matrix	Collection Date	Receipt Date
AC98711-001	SB-23	Soil/Encore	6/28/2017	6/28/2017
AC98711-002	SB-18	Soil/Encore	6/28/2017	6/28/2017
AC98711-003	SB-20	Soil/Encore	6/28/2017	6/28/2017
AC98711-004	SB-21	Soil/Encore	6/28/2017	6/28/2017
AC98711-005	SB-3	Soil/Encore	6/27/2017	6/28/2017
AC98711-006	SB-11 A	Soil/Encore	6/27/2017	6/28/2017
AC98711-007	SB-11 B	Soil/Encore	6/27/2017	6/28/2017
AC98711-008	SB-19	Soil/Encore	6/27/2017	6/28/2017
AC98711-009	SB-22	Soil/Encore	6/27/2017	6/28/2017

HC Case Narrative

Client: Ransom Environmental Consultants, Inc. **HC Project:** 7062812
Project: CVS-Yonkers (Riverdale)

This case narrative is in the form of an exception report. Method specific and/or QA/QC anomalies related to this report only are detailed below.

Volatile Organic Analysis:

The Method Blank Spike for batches 61541 and 61550 had recoveries outside QC limits. Please refer to the applicable Form 3 for the recoveries.

The MS/MSD RPD, Matrix Spike and Matrix Spike Duplicate for batches 61541 and 61550 had recoveries outside QC limits. Please refer to the applicable Form 3 for the recoveries.

Base Neutral/Acid Extractable Analysis:

Sample AC98711-003 was analyzed at a dilution due to high concentration of target analytes.

The Method Blank Spike for batches 60308 and 60320 had recoveries outside QC limits. Please refer to the applicable Form 3 for the recoveries.

The MS/MSD RPD, Matrix Spike and/or Matrix Spike Duplicate for batches 60308 and 60320 had recoveries outside QC limits. Please refer to the applicable Form 3 for the recoveries.

Samples AC98597-003, -003 (MS), and -003 (MSD) has a surrogate recovery outside QC limits, but the recovery is greater than 10%, therefore, no corrective action was necessary. Please refer to the applicable Form 2 for the recoveries.

PCB Analysis:

The MS/MSD RPD for batch 60317 had recoveries outside QC limits. Please refer to the applicable Form 3 for the recoveries.

Pesticide Analysis:

The MS/MSD RPD, Matrix Spike and/or Matrix Spike Duplicate for batch 60316 had recoveries outside QC limits. Please refer to the applicable Form 3 for the recoveries.

Metals Analysis:

QC sample AC98711-004: Hg reported at dilution due to concentration above calibration range.

The Post Spike, Matrix Spike and/or Matrix Spike Duplicate for batches 60926, 60927, 60930, and 60931 had recoveries outside QC limits. Please refer to the applicable Form 5/7 for the recoveries.

The RPD between the QC sample and the Method Replicate had recoveries outside QC limits in batches 60926 and 60927. Please refer to the applicable Form 6/9 for the recoveries.

The MS/MSD RPD had recoveries outside QC limits in batches 60926 and 60930. Please refer to the applicable Form 6/9 for the recoveries.

The serial dilution for batches 60926, 60927, 60930, and 60931 is outside QC limits for one or more analytes. Please refer to the applicable Form 6/9 for the recoveries.

Wet Chemistry Analysis:

Data conforms to method requirements.

Robin Cousineau
Quality Assurance Director

Or

Jean Revolus
Laboratory Director

7/13/2017
Date

HC Executive Summary

Client: Ransom Environmental Consultants, Inc. **HC Project #:** 7062812

Project: CVS-Yonkers (Riverdale)

Lab#: AC98711-001 **Sample ID: SB-23**

Analyte	Units	RL	Result	Analytical Method
Anthracene	mg/kg	0.040	0.094	EPA 8270D
Benzo[a]anthracene	mg/kg	0.040	0.24	EPA 8270D
Benzo[a]pyrene	mg/kg	0.040	0.20	EPA 8270D
Benzo[b]fluoranthene	mg/kg	0.040	0.26	EPA 8270D
Benzo[g,h,i]perylene	mg/kg	0.040	0.11	EPA 8270D
Benzo[k]fluoranthene	mg/kg	0.040	0.086	EPA 8270D
Chrysene	mg/kg	0.040	0.23	EPA 8270D
Fluoranthene	mg/kg	0.040	0.44	EPA 8270D
Indeno[1,2,3-cd]pyrene	mg/kg	0.040	0.095	EPA 8270D
Phenanthrene	mg/kg	0.040	0.34	EPA 8270D
Pyrene	mg/kg	0.040	0.48	EPA 8270D

Lab#: AC98711-002 **Sample ID: SB-18**

Analyte	Units	RL	Result	Analytical Method
Aluminum	mg/kg	240	20000	EPA 6010C
Barium	mg/kg	12	120	EPA 6010C
Calcium	mg/kg	1200	3300	EPA 6010C
Chromium	mg/kg	5.9	31	EPA 6010C
Cobalt	mg/kg	2.9	12	EPA 6010C
Copper	mg/kg	5.9	38	EPA 6010C
Iron	mg/kg	240	30000	EPA 6010C
Lead	mg/kg	5.9	20	EPA 6010C
Magnesium	mg/kg	590	6000	EPA 6010C
Manganese	mg/kg	12	1800	EPA 6010C
Nickel	mg/kg	5.9	29	EPA 6010C
Potassium	mg/kg	590	1800	EPA 6010C
Vanadium	mg/kg	12	40	EPA 6010C
Zinc	mg/kg	12	75	EPA 6010C
Arsenic	mg/kg	0.24	1.6	EPA 6020A
Beryllium	mg/kg	0.24	0.32	EPA 6020A

Lab#: AC98711-003 **Sample ID: SB-20**

Analyte	Units	RL	Result	Analytical Method
Anthracene	mg/kg	0.37	0.54	EPA 8270D
Benzo[a]anthracene	mg/kg	0.37	1.7	EPA 8270D
Benzo[a]pyrene	mg/kg	0.37	1.5	EPA 8270D
Benzo[b]fluoranthene	mg/kg	0.37	1.9	EPA 8270D
Benzo[g,h,i]perylene	mg/kg	0.37	1.2	EPA 8270D
Benzo[k]fluoranthene	mg/kg	0.37	0.68	EPA 8270D
Chrysene	mg/kg	0.37	1.6	EPA 8270D
Fluoranthene	mg/kg	0.37	3.8	EPA 8270D
Indeno[1,2,3-cd]pyrene	mg/kg	0.37	0.98	EPA 8270D
Phenanthrene	mg/kg	0.37	2.8	EPA 8270D
Pyrene	mg/kg	0.37	3.9	EPA 8270D

HC Executive Summary

Client: Ransom Environmental Consultants, Inc. **HC Project #:** 7062812

Project: CVS-Yonkers (Riverdale)

Lab#: AC98711-004 **Sample ID: SB-21**

Analyte	Units	RL	Result	Analytical Method
Aluminum	mg/kg	240	11000	EPA 6010C
Barium	mg/kg	12	110	EPA 6010C
Calcium	mg/kg	1200	6700	EPA 6010C
Chromium	mg/kg	6.0	30	EPA 6010C
Cobalt	mg/kg	3.0	8.7	EPA 6010C
Copper	mg/kg	6.0	87	EPA 6010C
Iron	mg/kg	240	20000	EPA 6010C
Lead	mg/kg	6.0	100	EPA 6010C
Magnesium	mg/kg	600	5300	EPA 6010C
Manganese	mg/kg	12	310	EPA 6010C
Nickel	mg/kg	6.0	19	EPA 6010C
Potassium	mg/kg	600	760	EPA 6010C
Vanadium	mg/kg	12	29	EPA 6010C
Zinc	mg/kg	12	110	EPA 6010C
Arsenic	mg/kg	0.24	27	EPA 6020A
Beryllium	mg/kg	0.24	0.70	EPA 6020A
Selenium	mg/kg	2.4	2.4	EPA 6020A
Mercury	mg/kg	2.0	28	EPA 7471B
Benzo[a]anthracene	mg/kg	0.040	0.086	EPA 8270D
Benzo[a]pyrene	mg/kg	0.040	0.074	EPA 8270D
Benzo[b]fluoranthene	mg/kg	0.040	0.10	EPA 8270D
Benzo[g,h,i]perylene	mg/kg	0.040	0.051	EPA 8270D
Chrysene	mg/kg	0.040	0.094	EPA 8270D
Fluoranthene	mg/kg	0.040	0.16	EPA 8270D
Indeno[1,2,3-cd]pyrene	mg/kg	0.040	0.045	EPA 8270D
Naphthalene	mg/kg	0.0099	0.010	EPA 8270D
Phenanthrene	mg/kg	0.040	0.13	EPA 8270D
Pyrene	mg/kg	0.040	0.18	EPA 8270D

Lab#: AC98711-005 **Sample ID: SB-3**

Analyte	Units	RL	Result	Analytical Method
Aluminum	mg/kg	240	10000	EPA 6010C
Barium	mg/kg	12	76	EPA 6010C
Calcium	mg/kg	1200	1500	EPA 6010C
Chromium	mg/kg	5.9	17	EPA 6010C
Cobalt	mg/kg	2.9	5.4	EPA 6010C
Copper	mg/kg	5.9	13	EPA 6010C
Iron	mg/kg	240	15000	EPA 6010C
Lead	mg/kg	5.9	63	EPA 6010C
Magnesium	mg/kg	590	2500	EPA 6010C
Manganese	mg/kg	12	290	EPA 6010C
Nickel	mg/kg	5.9	13	EPA 6010C
Potassium	mg/kg	590	650	EPA 6010C
Vanadium	mg/kg	12	15	EPA 6010C
Zinc	mg/kg	12	62	EPA 6010C
Arsenic	mg/kg	0.24	1.7	EPA 6020A
Beryllium	mg/kg	0.24	0.33	EPA 6020A
Mercury	mg/kg	0.098	0.13	EPA 7471B

HC Executive Summary

Client: Ransom Environmental Consultants, Inc. **HC Project #:** 7062812

Project: CVS-Yonkers (Riverdale)

Lab#: AC98711-006 **Sample ID: SB-11 A**

Analyte	Units	RL	Result	Analytical Method
Benzo[a]anthracene	mg/kg	0.038	0.042	EPA 8270D
Benzo[a]pyrene	mg/kg	0.038	0.043	EPA 8270D
Benzo[b]fluoranthene	mg/kg	0.038	0.056	EPA 8270D
Chrysene	mg/kg	0.038	0.044	EPA 8270D
Fluoranthene	mg/kg	0.038	0.075	EPA 8270D
Phenanthrene	mg/kg	0.038	0.039	EPA 8270D
Pyrene	mg/kg	0.038	0.078	EPA 8270D

Lab#: AC98711-008 **Sample ID: SB-19**

Analyte	Units	RL	Result	Analytical Method
Aluminum	mg/kg	220	8900	EPA 6010C
Barium	mg/kg	11	60	EPA 6010C
Chromium	mg/kg	5.6	13	EPA 6010C
Cobalt	mg/kg	2.8	5.9	EPA 6010C
Copper	mg/kg	5.6	24	EPA 6010C
Iron	mg/kg	220	14000	EPA 6010C
Lead	mg/kg	5.6	130	EPA 6010C
Magnesium	mg/kg	560	2400	EPA 6010C
Manganese	mg/kg	11	310	EPA 6010C
Nickel	mg/kg	5.6	12	EPA 6010C
Potassium	mg/kg	560	720	EPA 6010C
Vanadium	mg/kg	11	15	EPA 6010C
Zinc	mg/kg	11	69	EPA 6010C
Arsenic	mg/kg	0.22	3.8	EPA 6020A
Beryllium	mg/kg	0.22	0.32	EPA 6020A
Mercury	mg/kg	0.094	0.33	EPA 7471B
Acenaphthene	mg/kg	0.037	0.074	EPA 8270D
Anthracene	mg/kg	0.037	0.25	EPA 8270D
Benzo[a]anthracene	mg/kg	0.037	0.59	EPA 8270D
Benzo[a]pyrene	mg/kg	0.037	0.51	EPA 8270D
Benzo[b]fluoranthene	mg/kg	0.037	0.69	EPA 8270D
Benzo[g,h,i]perylene	mg/kg	0.037	0.36	EPA 8270D
Benzo[k]fluoranthene	mg/kg	0.037	0.18	EPA 8270D
Carbazole	mg/kg	0.037	0.053	EPA 8270D
Chrysene	mg/kg	0.037	0.53	EPA 8270D
Dibenzo[a,h]anthracene	mg/kg	0.037	0.089	EPA 8270D
Dibenzofuran	mg/kg	0.0094	0.045	EPA 8270D
Fluoranthene	mg/kg	0.037	1.4	EPA 8270D
Fluorene	mg/kg	0.037	0.047	EPA 8270D
Indeno[1,2,3-cd]pyrene	mg/kg	0.037	0.33	EPA 8270D
Phenanthrene	mg/kg	0.037	1.1	EPA 8270D
Pyrene	mg/kg	0.037	1.4	EPA 8270D

HC Executive Summary

Client: Ransom Environmental Consultants, Inc. **HC Project #:** 7062812

Project: CVS-Yonkers (Riverdale)

Lab#: AC98711-009 **Sample ID: SB-22**

Analyte	Units	RL	Result	Analytical Method
Aluminum	mg/kg	230	14000	EPA 6010C
Barium	mg/kg	12	170	EPA 6010C
Calcium	mg/kg	1200	15000	EPA 6010C
Chromium	mg/kg	5.8	29	EPA 6010C
Cobalt	mg/kg	2.9	8.0	EPA 6010C
Copper	mg/kg	5.8	29	EPA 6010C
Iron	mg/kg	230	21000	EPA 6010C
Lead	mg/kg	5.8	280	EPA 6010C
Magnesium	mg/kg	580	11000	EPA 6010C
Manganese	mg/kg	12	290	EPA 6010C
Nickel	mg/kg	5.8	20	EPA 6010C
Potassium	mg/kg	580	1300	EPA 6010C
Vanadium	mg/kg	12	27	EPA 6010C
Zinc	mg/kg	12	180	EPA 6010C
Arsenic	mg/kg	0.23	2.6	EPA 6020A
Beryllium	mg/kg	0.23	0.28	EPA 6020A
Mercury	mg/kg	0.097	0.54	EPA 7471B

HC Report of Analysis

Client: Ransom Environmental Consultants, Inc. **HC Project #:** 7062812

Project: CVS-Yonkers (Riverdale)

Sample ID: SB-23 **Collection Date:** 6/28/2017

Lab#: AC98711-001 **Receipt Date:** 6/28/2017

Matrix: Soil/Encore

% Solids SM2540G

Analyte	DF	Units	RL	Result
% Solids	1	percent		84

PAH Compounds 8270

Analyte	DF	Units	RL	Result
2-Methylnaphthalene	1	mg/kg	0.040	ND
Acenaphthene	1	mg/kg	0.040	ND
Acenaphthylene	1	mg/kg	0.040	ND
Anthracene	**1**	**mg/kg**	**0.040**	**0.094**
Benzo[a]anthracene	**1**	**mg/kg**	**0.040**	**0.24**
Benzo[a]pyrene	**1**	**mg/kg**	**0.040**	**0.20**
Benzo[b]fluoranthene	**1**	**mg/kg**	**0.040**	**0.26**
Benzo[g,h,i]perylene	**1**	**mg/kg**	**0.040**	**0.11**
Benzo[k]fluoranthene	**1**	**mg/kg**	**0.040**	**0.086**
Chrysene	**1**	**mg/kg**	**0.040**	**0.23**
Dibenzo[a,h]anthracene	1	mg/kg	0.040	ND
Fluoranthene	**1**	**mg/kg**	**0.040**	**0.44**
Fluorene	1	mg/kg	0.040	ND
Indeno[1,2,3-cd]pyrene	**1**	**mg/kg**	**0.040**	**0.095**
Naphthalene	1	mg/kg	0.0099	ND
Phenanthrene	**1**	**mg/kg**	**0.040**	**0.34**
Pyrene	**1**	**mg/kg**	**0.040**	**0.48**

PCB 8082

Analyte	DF	Units	RL	Result
Aroclor (Total)	1	mg/kg	0.030	ND
Aroclor-1016	1	mg/kg	0.030	ND
Aroclor-1221	1	mg/kg	0.030	ND
Aroclor-1232	1	mg/kg	0.030	ND
Aroclor-1242	1	mg/kg	0.030	ND
Aroclor-1248	1	mg/kg	0.030	ND
Aroclor-1254	1	mg/kg	0.030	ND
Aroclor-1260	1	mg/kg	0.030	ND
Aroclor-1262	1	mg/kg	0.030	ND
Aroclor-1268	1	mg/kg	0.030	ND

Volatile Organics (no search) 8260

Analyte	DF	Units	RL	Result
1,1,1-Trichloroethane	0.931	mg/kg	0.0022	ND
1,1,2,2-Tetrachloroethane	0.931	mg/kg	0.0022	ND
1,1,2-Trichloro-1,2,2-trifluoroethane	0.931	mg/kg	0.0022	ND
1,1,2-Trichloroethane	0.931	mg/kg	0.0022	ND
1,1-Dichloroethane	0.931	mg/kg	0.0022	ND
1,1-Dichloroethene	0.931	mg/kg	0.0022	ND
1,2,3-Trichlorobenzene	0.931	mg/kg	0.0022	ND
1,2,4-Trichlorobenzene	0.931	mg/kg	0.0022	ND
1,2,4-Trimethylbenzene	0.931	mg/kg	0.0011	ND
1,2-Dibromo-3-chloropropane	0.931	mg/kg	0.0022	ND
1,2-Dibromoethane	0.931	mg/kg	0.0011	ND

Sample ID: SB-23
Lab#: AC98711-001
Matrix: Soil/Encore

Collection Date: 6/28/2017
Receipt Date: 6/28/2017

1,2-Dichlorobenzene	0.931	mg/kg	0.0022	ND
1,2-Dichloroethane	0.931	mg/kg	0.0022	ND
1,2-Dichloropropane	0.931	mg/kg	0.0022	ND
1,3,5-Trimethylbenzene	0.931	mg/kg	0.0011	ND
1,3-Dichlorobenzene	0.931	mg/kg	0.0022	ND
1,4-Dichlorobenzene	0.931	mg/kg	0.0022	ND
1,4-Dioxane	0.931	mg/kg	0.11	ND
2-Butanone	0.931	mg/kg	0.0022	ND
2-Hexanone	0.931	mg/kg	0.0022	ND
4-Isopropyltoluene	0.931	mg/kg	0.0011	ND
4-Methyl-2-pentanone	0.931	mg/kg	0.0022	ND
Acetone	0.931	mg/kg	0.011	ND
Benzene	0.931	mg/kg	0.0011	ND
Bromochloromethane	0.931	mg/kg	0.0022	ND
Bromodichloromethane	0.931	mg/kg	0.0022	ND
Bromoform	0.931	mg/kg	0.0022	ND
Bromomethane	0.931	mg/kg	0.0022	ND
Carbon disulfide	0.931	mg/kg	0.0022	ND
Carbon tetrachloride	0.931	mg/kg	0.0022	ND
Chlorobenzene	0.931	mg/kg	0.0022	ND
Chloroethane	0.931	mg/kg	0.0022	ND
Chloroform	0.931	mg/kg	0.0022	ND
Chloromethane	0.931	mg/kg	0.0022	ND
cis-1,2-Dichloroethene	0.931	mg/kg	0.0022	ND
cis-1,3-Dichloropropene	0.931	mg/kg	0.0022	ND
Cyclohexane	0.931	mg/kg	0.0022	ND
Dibromochloromethane	0.931	mg/kg	0.0022	ND
Dichlorodifluoromethane	0.931	mg/kg	0.0022	ND
Ethylbenzene	0.931	mg/kg	0.0011	ND
Isopropylbenzene	0.931	mg/kg	0.0011	ND
m&p-Xylenes	0.931	mg/kg	0.0011	ND
Methyl Acetate	0.931	mg/kg	0.0022	ND
Methylcyclohexane	0.931	mg/kg	0.0022	ND
Methylene chloride	0.931	mg/kg	0.0022	ND
Methyl-t-butyl ether	0.931	mg/kg	0.0011	ND
n-Butylbenzene	0.931	mg/kg	0.0011	ND
n-Propylbenzene	0.931	mg/kg	0.0011	ND
o-Xylene	0.931	mg/kg	0.0011	ND
sec-Butylbenzene	0.931	mg/kg	0.0011	ND
Styrene	0.931	mg/kg	0.0022	ND
t-Butylbenzene	0.931	mg/kg	0.0011	ND
Tetrachloroethene	0.931	mg/kg	0.0022	ND
Toluene	0.931	mg/kg	0.0011	ND
trans-1,2-Dichloroethene	0.931	mg/kg	0.0022	ND
trans-1,3-Dichloropropene	0.931	mg/kg	0.0022	ND
Trichloroethene	0.931	mg/kg	0.0022	ND
Trichlorofluoromethane	0.931	mg/kg	0.0022	ND
Vinyl chloride	0.931	mg/kg	0.0022	ND
Xylenes (Total)	0.931	mg/kg	0.0011	ND

Sample ID: SB-18
Lab#: AC98711-002
Matrix: Soil/Encore

Collection Date: 6/28/2017
Receipt Date: 6/28/2017

% Solids SM2540G

Analyte	DF	Units	RL	Result
% Solids	1	percent		85

Mercury (Soil/Waste) 7471B

Analyte	DF	Units	RL	Result
Mercury	1	mg/kg	0.098	ND

PCB 8082

Analyte	DF	Units	RL	Result
Aroclor (Total)	1	mg/kg	0.029	ND
Aroclor-1016	1	mg/kg	0.029	ND
Aroclor-1221	1	mg/kg	0.029	ND
Aroclor-1232	1	mg/kg	0.029	ND
Aroclor-1242	1	mg/kg	0.029	ND
Aroclor-1248	1	mg/kg	0.029	ND
Aroclor-1254	1	mg/kg	0.029	ND
Aroclor-1260	1	mg/kg	0.029	ND
Aroclor-1262	1	mg/kg	0.029	ND
Aroclor-1268	1	mg/kg	0.029	ND

Semivolatile Organics (no search) 8270

Analyte	DF	Units	RL	Result
1,1'-Biphenyl	1	mg/kg	0.039	ND
1,2,4,5-Tetrachlorobenzene	1	mg/kg	0.039	ND
2,3,4,6-Tetrachlorophenol	1	mg/kg	0.039	ND
2,4,5-Trichlorophenol	1	mg/kg	0.039	ND
2,4,6-Trichlorophenol	1	mg/kg	0.039	ND
2,4-Dichlorophenol	1	mg/kg	0.0098	ND
2,4-Dimethylphenol	1	mg/kg	0.0098	ND
2,4-Dinitrophenol	1	mg/kg	0.20	ND
2,4-Dinitrotoluene	1	mg/kg	0.039	ND
2,6-Dinitrotoluene	1	mg/kg	0.039	ND
2-Chloronaphthalene	1	mg/kg	0.039	ND
2-Chlorophenol	1	mg/kg	0.039	ND
2-Methylnaphthalene	1	mg/kg	0.039	ND
2-Methylphenol	1	mg/kg	0.0098	ND
2-Nitroaniline	1	mg/kg	0.039	ND
2-Nitrophenol	1	mg/kg	0.039	ND
3&4-Methylphenol	1	mg/kg	0.0098	ND
3,3'-Dichlorobenzidine	1	mg/kg	0.039	ND
3-Nitroaniline	1	mg/kg	0.039	ND
4,6-Dinitro-2-methylphenol	1	mg/kg	0.20	ND
4-Bromophenyl-phenylether	1	mg/kg	0.039	ND
4-Chloro-3-methylphenol	1	mg/kg	0.039	ND
4-Chloroaniline	1	mg/kg	0.0098	ND
4-Chlorophenyl-phenylether	1	mg/kg	0.039	ND
4-Nitroaniline	1	mg/kg	0.039	ND
4-Nitrophenol	1	mg/kg	0.039	ND
Acenaphthene	1	mg/kg	0.039	ND
Acenaphthylene	1	mg/kg	0.039	ND
Acetophenone	1	mg/kg	0.039	ND
Anthracene	1	mg/kg	0.039	ND
Atrazine	1	mg/kg	0.039	ND
Benzaldehyde	1	mg/kg	0.039	ND
Benzo[a]anthracene	1	mg/kg	0.039	ND
Benzo[a]pyrene	1	mg/kg	0.039	ND

Sample ID: SB-18
Lab#: AC98711-002
Matrix: Soil/Encore

Collection Date: 6/28/2017
Receipt Date: 6/28/2017

Benzo[b]fluoranthene	1	mg/kg	0.039	ND
Benzo[g,h,i]perylene	1	mg/kg	0.039	ND
Benzo[k]fluoranthene	1	mg/kg	0.039	ND
bis(2-Chloroethoxy)methane	1	mg/kg	0.039	ND
bis(2-Chloroethyl)ether	1	mg/kg	0.0098	ND
bis(2-Chloroisopropyl)ether	1	mg/kg	0.039	ND
bis(2-Ethylhexyl)phthalate	1	mg/kg	0.039	ND
Butylbenzylphthalate	1	mg/kg	0.039	ND
Caprolactam	1	mg/kg	0.039	ND
Carbazole	1	mg/kg	0.039	ND
Chrysene	1	mg/kg	0.039	ND
Dibenzo[a,h]anthracene	1	mg/kg	0.039	ND
Dibenzofuran	1	mg/kg	0.0098	ND
Diethylphthalate	1	mg/kg	0.039	ND
Dimethylphthalate	1	mg/kg	0.039	ND
Di-n-butylphthalate	1	mg/kg	0.0098	ND
Di-n-octylphthalate	1	mg/kg	0.039	ND
Fluoranthene	1	mg/kg	0.039	ND
Fluorene	1	mg/kg	0.039	ND
Hexachlorobenzene	1	mg/kg	0.039	ND
Hexachlorobutadiene	1	mg/kg	0.039	ND
Hexachlorocyclopentadiene	1	mg/kg	0.092	ND
Hexachloroethane	1	mg/kg	0.039	ND
Indeno[1,2,3-cd]pyrene	1	mg/kg	0.039	ND
Isophorone	1	mg/kg	0.039	ND
Naphthalene	1	mg/kg	0.0098	ND
Nitrobenzene	1	mg/kg	0.039	ND
N-Nitroso-di-n-propylamine	1	mg/kg	0.0098	ND
N-Nitrosodiphenylamine	1	mg/kg	0.039	ND
Pentachlorophenol	1	mg/kg	0.20	ND
Phenanthrene	1	mg/kg	0.039	ND
Phenol	1	mg/kg	0.039	ND
Pyrene	1	mg/kg	0.039	ND

TAL Metals 6010

Analyte	DF	Units	RL	Result
Aluminum	1	mg/kg	240	20000
Barium	1	mg/kg	12	120
Calcium	1	mg/kg	1200	3300
Chromium	1	mg/kg	5.9	31
Cobalt	1	mg/kg	2.9	12
Copper	1	mg/kg	5.9	38
Iron	1	mg/kg	240	30000
Lead	1	mg/kg	5.9	20
Magnesium	1	mg/kg	590	6000
Manganese	1	mg/kg	12	1800
Nickel	1	mg/kg	5.9	29
Potassium	1	mg/kg	590	1800
Sodium	1	mg/kg	290	ND
Vanadium	1	mg/kg	12	40
Zinc	1	mg/kg	12	75

TAL Metals 6020

Analyte	DF	Units	RL	Result
Antimony	1	mg/kg	0.94	ND
Arsenic	1	mg/kg	0.24	1.6
Beryllium	1	mg/kg	0.24	0.32

Sample ID: SB-18 **Collection Date: 6/28/2017**
Lab#: AC98711-002 **Receipt Date: 6/28/2017**
Matrix: Soil/Encore

Cadmium	1	mg/kg	0.47	ND
Selenium	1	mg/kg	2.4	ND
Silver	1	mg/kg	0.24	ND
Thallium	1	mg/kg	0.47	ND

Volatile Organics (no search) 8260

Analyte	DF	Units	RL	Result
1,1,1-Trichloroethane	0.896	mg/kg	0.0021	ND
1,1,2,2-Tetrachloroethane	0.896	mg/kg	0.0021	ND
1,1,2-Trichloro-1,2,2-trifluoroethane	0.896	mg/kg	0.0021	ND
1,1,2-Trichloroethane	0.896	mg/kg	0.0021	ND
1,1-Dichloroethane	0.896	mg/kg	0.0021	ND
1,1-Dichloroethene	0.896	mg/kg	0.0021	ND
1,2,3-Trichlorobenzene	0.896	mg/kg	0.0021	ND
1,2,4-Trichlorobenzene	0.896	mg/kg	0.0021	ND
1,2,4-Trimethylbenzene	0.896	mg/kg	0.0011	ND
1,2-Dibromo-3-chloropropane	0.896	mg/kg	0.0021	ND
1,2-Dibromoethane	0.896	mg/kg	0.0011	ND
1,2-Dichlorobenzene	0.896	mg/kg	0.0021	ND
1,2-Dichloroethane	0.896	mg/kg	0.0021	ND
1,2-Dichloropropane	0.896	mg/kg	0.0021	ND
1,3,5-Trimethylbenzene	0.896	mg/kg	0.0011	ND
1,3-Dichlorobenzene	0.896	mg/kg	0.0021	ND
1,4-Dichlorobenzene	0.896	mg/kg	0.0021	ND
1,4-Dioxane	0.896	mg/kg	0.11	ND
2-Butanone	0.896	mg/kg	0.0021	ND
2-Hexanone	0.896	mg/kg	0.0021	ND
4-Isopropyltoluene	0.896	mg/kg	0.0011	ND
4-Methyl-2-pentanone	0.896	mg/kg	0.0021	ND
Acetone	0.896	mg/kg	0.011	ND
Benzene	0.896	mg/kg	0.0011	ND
Bromochloromethane	0.896	mg/kg	0.0021	ND
Bromodichloromethane	0.896	mg/kg	0.0021	ND
Bromoform	0.896	mg/kg	0.0021	ND
Bromomethane	0.896	mg/kg	0.0021	ND
Carbon disulfide	0.896	mg/kg	0.0021	ND
Carbon tetrachloride	0.896	mg/kg	0.0021	ND
Chlorobenzene	0.896	mg/kg	0.0021	ND
Chloroethane	0.896	mg/kg	0.0021	ND
Chloroform	0.896	mg/kg	0.0021	ND
Chloromethane	0.896	mg/kg	0.0021	ND
cis-1,2-Dichloroethene	0.896	mg/kg	0.0021	ND
cis-1,3-Dichloropropene	0.896	mg/kg	0.0021	ND
Cyclohexane	0.896	mg/kg	0.0021	ND
Dibromochloromethane	0.896	mg/kg	0.0021	ND
Dichlorodifluoromethane	0.896	mg/kg	0.0021	ND
Ethylbenzene	0.896	mg/kg	0.0011	ND
Isopropylbenzene	0.896	mg/kg	0.0011	ND
m&p-Xylenes	0.896	mg/kg	0.0011	ND
Methyl Acetate	0.896	mg/kg	0.0021	ND
Methylcyclohexane	0.896	mg/kg	0.0021	ND
Methylene chloride	0.896	mg/kg	0.0021	ND
Methyl-t-butyl ether	0.896	mg/kg	0.0011	ND
n-Butylbenzene	0.896	mg/kg	0.0011	ND
n-Propylbenzene	0.896	mg/kg	0.0011	ND
o-Xylene	0.896	mg/kg	0.0011	ND
sec-Butylbenzene	0.896	mg/kg	0.0011	ND

Sample ID: SB-18
Lab#: AC98711-002
Matrix: Soil/Encore

Collection Date: 6/28/2017
Receipt Date: 6/28/2017

Styrene	0.896	mg/kg	0.0021	ND
t-Butylbenzene	0.896	mg/kg	0.0011	ND
Tetrachloroethene	0.896	mg/kg	0.0021	ND
Toluene	0.896	mg/kg	0.0011	ND
trans-1,2-Dichloroethene	0.896	mg/kg	0.0021	ND
trans-1,3-Dichloropropene	0.896	mg/kg	0.0021	ND
Trichloroethene	0.896	mg/kg	0.0021	ND
Trichlorofluoromethane	0.896	mg/kg	0.0021	ND
Vinyl chloride	0.896	mg/kg	0.0021	ND
Xylenes (Total)	0.896	mg/kg	0.0011	ND

Sample ID: SB-20
Lab#: AC98711-003
Matrix: Soil/Encore

Collection Date: 6/28/2017
Receipt Date: 6/28/2017

% Solids SM2540G

Analyte	DF	Units	RL	Result
% Solids	1	percent		90

PAH Compounds 8270

Analyte	DF	Units	RL	Result
2-Methylnaphthalene	5	mg/kg	0.37	ND
Acenaphthene	5	mg/kg	0.37	ND
Acenaphthylene	5	mg/kg	0.37	ND
Anthracene	**5**	**mg/kg**	**0.37**	**0.54**
Benzo[a]anthracene	**5**	**mg/kg**	**0.37**	**1.7**
Benzo[a]pyrene	**5**	**mg/kg**	**0.37**	**1.5**
Benzo[b]fluoranthene	**5**	**mg/kg**	**0.37**	**1.9**
Benzo[g,h,i]perylene	**5**	**mg/kg**	**0.37**	**1.2**
Benzo[k]fluoranthene	**5**	**mg/kg**	**0.37**	**0.68**
Chrysene	**5**	**mg/kg**	**0.37**	**1.6**
Dibenzo[a,h]anthracene	5	mg/kg	0.37	ND
Fluoranthene	**5**	**mg/kg**	**0.37**	**3.8**
Fluorene	5	mg/kg	0.37	ND
Indeno[1,2,3-cd]pyrene	**5**	**mg/kg**	**0.37**	**0.98**
Naphthalene	5	mg/kg	0.093	ND
Phenanthrene	**5**	**mg/kg**	**0.37**	**2.8**
Pyrene	**5**	**mg/kg**	**0.37**	**3.9**

Volatile Organics (no search) 8260

Analyte	DF	Units	RL	Result
1,1,1-Trichloroethane	0.864	mg/kg	0.0019	ND
1,1,2,2-Tetrachloroethane	0.864	mg/kg	0.0019	ND
1,1,2-Trichloro-1,2,2-trifluoroethane	0.864	mg/kg	0.0019	ND
1,1,2-Trichloroethane	0.864	mg/kg	0.0019	ND
1,1-Dichloroethane	0.864	mg/kg	0.0019	ND
1,1-Dichloroethene	0.864	mg/kg	0.0019	ND
1,2,3-Trichlorobenzene	0.864	mg/kg	0.0019	ND
1,2,4-Trichlorobenzene	0.864	mg/kg	0.0019	ND
1,2,4-Trimethylbenzene	0.864	mg/kg	0.00096	ND
1,2-Dibromo-3-chloropropane	0.864	mg/kg	0.0019	ND
1,2-Dibromoethane	0.864	mg/kg	0.00096	ND
1,2-Dichlorobenzene	0.864	mg/kg	0.0019	ND
1,2-Dichloroethane	0.864	mg/kg	0.0019	ND
1,2-Dichloropropane	0.864	mg/kg	0.0019	ND
1,3,5-Trimethylbenzene	0.864	mg/kg	0.00096	ND
1,3-Dichlorobenzene	0.864	mg/kg	0.0019	ND
1,4-Dichlorobenzene	0.864	mg/kg	0.0019	ND
1,4-Dioxane	0.864	mg/kg	0.096	ND
2-Butanone	0.864	mg/kg	0.0019	ND
2-Hexanone	0.864	mg/kg	0.0019	ND
4-Isopropyltoluene	0.864	mg/kg	0.00096	ND
4-Methyl-2-pentanone	0.864	mg/kg	0.0019	ND
Acetone	0.864	mg/kg	0.0096	ND
Benzene	0.864	mg/kg	0.00096	ND
Bromochloromethane	0.864	mg/kg	0.0019	ND
Bromodichloromethane	0.864	mg/kg	0.0019	ND
Bromoform	0.864	mg/kg	0.0019	ND
Bromomethane	0.864	mg/kg	0.0019	ND
Carbon disulfide	0.864	mg/kg	0.0019	ND
Carbon tetrachloride	0.864	mg/kg	0.0019	ND
Chlorobenzene	0.864	mg/kg	0.0019	ND

Sample ID: SB-20
Lab#: AC98711-003
Matrix: Soil/Encore

Collection Date: 6/28/2017
Receipt Date: 6/28/2017

Chloroethane	0.864	mg/kg	0.0019	ND
Chloroform	0.864	mg/kg	0.0019	ND
Chloromethane	0.864	mg/kg	0.0019	ND
cis-1,2-Dichloroethene	0.864	mg/kg	0.0019	ND
cis-1,3-Dichloropropene	0.864	mg/kg	0.0019	ND
Cyclohexane	0.864	mg/kg	0.0019	ND
Dibromochloromethane	0.864	mg/kg	0.0019	ND
Dichlorodifluoromethane	0.864	mg/kg	0.0019	ND
Ethylbenzene	0.864	mg/kg	0.00096	ND
Isopropylbenzene	0.864	mg/kg	0.00096	ND
m&p-Xylenes	0.864	mg/kg	0.00096	ND
Methyl Acetate	0.864	mg/kg	0.0019	ND
Methylcyclohexane	0.864	mg/kg	0.0019	ND
Methylene chloride	0.864	mg/kg	0.0019	ND
Methyl-t-butyl ether	0.864	mg/kg	0.00096	ND
n-Butylbenzene	0.864	mg/kg	0.00096	ND
n-Propylbenzene	0.864	mg/kg	0.00096	ND
o-Xylene	0.864	mg/kg	0.00096	ND
sec-Butylbenzene	0.864	mg/kg	0.00096	ND
Styrene	0.864	mg/kg	0.0019	ND
t-Butylbenzene	0.864	mg/kg	0.00096	ND
Tetrachloroethene	0.864	mg/kg	0.0019	ND
Toluene	0.864	mg/kg	0.00096	ND
trans-1,2-Dichloroethene	0.864	mg/kg	0.0019	ND
trans-1,3-Dichloropropene	0.864	mg/kg	0.0019	ND
Trichloroethene	0.864	mg/kg	0.0019	ND
Trichlorofluoromethane	0.864	mg/kg	0.0019	ND
Vinyl chloride	0.864	mg/kg	0.0019	ND
Xylenes (Total)	0.864	mg/kg	0.00096	ND

Sample ID: SB-21 **Collection Date: 6/28/2017**
Lab#: AC98711-004 **Receipt Date: 6/28/2017**
Matrix: Soil/Encore

% Solids SM2540G

Analyte	DF	Units	RL	Result
% Solids	1	percent		84

Mercury (Soil/Waste) 7471B

Analyte	DF	Units	RL	Result
Mercury	20	mg/kg	2.0	28

Organochlorine Pesticides 8081

Analyte	DF	Units	RL	Result
a-Chlordane	1	mg/kg	0.0060	ND
Aldrin	1	mg/kg	0.0060	ND
Alpha-BHC	1	mg/kg	0.0012	ND
beta-BHC	1	mg/kg	0.0012	ND
Chlordane (Total)	1	mg/kg	0.0060	ND
delta-BHC	1	mg/kg	0.0060	ND
Dieldrin	1	mg/kg	0.0012	ND
Endosulfan I	1	mg/kg	0.0060	ND
Endosulfan II	1	mg/kg	0.0060	ND
Endosulfan Sulfate	1	mg/kg	0.0060	ND
Endrin	1	mg/kg	0.0060	ND
Endrin Aldehyde	1	mg/kg	0.0060	ND
Endrin Ketone	1	mg/kg	0.0060	ND
gamma-BHC	1	mg/kg	0.0012	ND
Heptachlor	1	mg/kg	0.0060	ND
Heptachlor Epoxide	1	mg/kg	0.0060	ND
Methoxychlor	1	mg/kg	0.0060	ND
p,p'-DDD	1	mg/kg	0.0030	ND
p,p'-DDE	1	mg/kg	0.0030	ND
p,p'-DDT	1	mg/kg	0.0030	ND
Toxaphene	1	mg/kg	0.030	ND
y-Chlordane	1	mg/kg	0.0060	ND

PCB 8082

Analyte	DF	Units	RL	Result
Aroclor (Total)	1	mg/kg	0.030	ND
Aroclor-1016	1	mg/kg	0.030	ND
Aroclor-1221	1	mg/kg	0.030	ND
Aroclor-1232	1	mg/kg	0.030	ND
Aroclor-1242	1	mg/kg	0.030	ND
Aroclor-1248	1	mg/kg	0.030	ND
Aroclor-1254	1	mg/kg	0.030	ND
Aroclor-1260	1	mg/kg	0.030	ND
Aroclor-1262	1	mg/kg	0.030	ND
Aroclor-1268	1	mg/kg	0.030	ND

Semivolatile Organics (no search) 8270

Analyte	DF	Units	RL	Result
1,1'-Biphenyl	1	mg/kg	0.040	ND
1,2,4,5-Tetrachlorobenzene	1	mg/kg	0.040	ND
2,3,4,6-Tetrachlorophenol	1	mg/kg	0.040	ND
2,4,5-Trichlorophenol	1	mg/kg	0.040	ND
2,4,6-Trichlorophenol	1	mg/kg	0.040	ND
2,4-Dichlorophenol	1	mg/kg	0.0099	ND
2,4-Dimethylphenol	1	mg/kg	0.0099	ND
2,4-Dinitrophenol	1	mg/kg	0.20	ND
2,4-Dinitrotoluene	1	mg/kg	0.040	ND

Sample ID: SB-21 **Collection Date: 6/28/2017**
Lab#: AC98711-004 **Receipt Date: 6/28/2017**
Matrix: Soil/Encore

2,6-Dinitrotoluene	1	mg/kg	0.040	ND
2-Chloronaphthalene	1	mg/kg	0.040	ND
2-Chlorophenol	1	mg/kg	0.040	ND
2-Methylnaphthalene	1	mg/kg	0.040	ND
2-Methylphenol	1	mg/kg	0.0099	ND
2-Nitroaniline	1	mg/kg	0.040	ND
2-Nitrophenol	1	mg/kg	0.040	ND
3&4-Methylphenol	1	mg/kg	0.0099	ND
3,3'-Dichlorobenzidine	1	mg/kg	0.040	ND
3-Nitroaniline	1	mg/kg	0.040	ND
4,6-Dinitro-2-methylphenol	1	mg/kg	0.20	ND
4-Bromophenyl-phenylether	1	mg/kg	0.040	ND
4-Chloro-3-methylphenol	1	mg/kg	0.040	ND
4-Chloroaniline	1	mg/kg	0.0099	ND
4-Chlorophenyl-phenylether	1	mg/kg	0.040	ND
4-Nitroaniline	1	mg/kg	0.040	ND
4-Nitrophenol	1	mg/kg	0.040	ND
Acenaphthene	1	mg/kg	0.040	ND
Acenaphthylene	1	mg/kg	0.040	ND
Acetophenone	1	mg/kg	0.040	ND
Anthracene	1	mg/kg	0.040	ND
Atrazine	1	mg/kg	0.040	ND
Benzaldehyde	1	mg/kg	0.040	ND
Benzo[a]anthracene	**1**	**mg/kg**	**0.040**	**0.086**
Benzo[a]pyrene	**1**	**mg/kg**	**0.040**	**0.074**
Benzo[b]fluoranthene	**1**	**mg/kg**	**0.040**	**0.10**
Benzo[g,h,i]perylene	**1**	**mg/kg**	**0.040**	**0.051**
Benzo[k]fluoranthene	1	mg/kg	0.040	ND
bis(2-Chloroethoxy)methane	1	mg/kg	0.040	ND
bis(2-Chloroethyl)ether	1	mg/kg	0.0099	ND
bis(2-Chloroisopropyl)ether	1	mg/kg	0.040	ND
bis(2-Ethylhexyl)phthalate	1	mg/kg	0.040	ND
Butylbenzylphthalate	1	mg/kg	0.040	ND
Caprolactam	1	mg/kg	0.040	ND
Carbazole	1	mg/kg	0.040	ND
Chrysene	**1**	**mg/kg**	**0.040**	**0.094**
Dibenzo[a,h]anthracene	1	mg/kg	0.040	ND
Dibenzofuran	1	mg/kg	0.0099	ND
Diethylphthalate	1	mg/kg	0.040	ND
Dimethylphthalate	1	mg/kg	0.040	ND
Di-n-butylphthalate	1	mg/kg	0.0099	ND
Di-n-octylphthalate	1	mg/kg	0.040	ND
Fluoranthene	**1**	**mg/kg**	**0.040**	**0.16**
Fluorene	1	mg/kg	0.040	ND
Hexachlorobenzene	1	mg/kg	0.040	ND
Hexachlorobutadiene	1	mg/kg	0.040	ND
Hexachlorocyclopentadiene	1	mg/kg	0.094	ND
Hexachloroethane	1	mg/kg	0.040	ND
Indeno[1,2,3-cd]pyrene	**1**	**mg/kg**	**0.040**	**0.045**
Isophorone	1	mg/kg	0.040	ND
Naphthalene	**1**	**mg/kg**	**0.0099**	**0.010**
Nitrobenzene	1	mg/kg	0.040	ND
N-Nitroso-di-n-propylamine	1	mg/kg	0.0099	ND
N-Nitrosodiphenylamine	1	mg/kg	0.040	ND
Pentachlorophenol	1	mg/kg	0.20	ND
Phenanthrene	**1**	**mg/kg**	**0.040**	**0.13**
Phenol	1	mg/kg	0.040	ND

Sample ID: SB-21 **Collection Date: 6/28/2017**
Lab#: AC98711-004 **Receipt Date: 6/28/2017**
Matrix: Soil/Encore

Pyrene	**1**	**mg/kg**	**0.040**	**0.18**

TAL Metals 6010

Analyte	DF	Units	RL	Result
Aluminum	**1**	**mg/kg**	**240**	**11000**
Barium	**1**	**mg/kg**	**12**	**110**
Calcium	**1**	**mg/kg**	**1200**	**6700**
Chromium	**1**	**mg/kg**	**6.0**	**30**
Cobalt	**1**	**mg/kg**	**3.0**	**8.7**
Copper	**1**	**mg/kg**	**6.0**	**87**
Iron	**1**	**mg/kg**	**240**	**20000**
Lead	**1**	**mg/kg**	**6.0**	**100**
Magnesium	**1**	**mg/kg**	**600**	**5300**
Manganese	**1**	**mg/kg**	**12**	**310**
Nickel	**1**	**mg/kg**	**6.0**	**19**
Potassium	**1**	**mg/kg**	**600**	**760**
Sodium	1	mg/kg	300	ND
Vanadium	**1**	**mg/kg**	**12**	**29**
Zinc	**1**	**mg/kg**	**12**	**110**

TAL Metals 6020

Analyte	DF	Units	RL	Result
Antimony	1	mg/kg	0.95	ND
Arsenic	**1**	**mg/kg**	**0.24**	**27**
Beryllium	**1**	**mg/kg**	**0.24**	**0.70**
Cadmium	1	mg/kg	0.48	ND
Selenium	**1**	**mg/kg**	**2.4**	**2.4**
Silver	1	mg/kg	0.24	ND
Thallium	1	mg/kg	0.48	ND

Volatile Organics (no search) 8260

Analyte	DF	Units	RL	Result
1,1,1-Trichloroethane	1.09	mg/kg	0.0026	ND
1,1,2,2-Tetrachloroethane	1.09	mg/kg	0.0026	ND
1,1,2-Trichloro-1,2,2-trifluoroethane	1.09	mg/kg	0.0026	ND
1,1,2-Trichloroethane	1.09	mg/kg	0.0026	ND
1,1-Dichloroethane	1.09	mg/kg	0.0026	ND
1,1-Dichloroethene	1.09	mg/kg	0.0026	ND
1,2,3-Trichlorobenzene	1.09	mg/kg	0.0026	ND
1,2,4-Trichlorobenzene	1.09	mg/kg	0.0026	ND
1,2,4-Trimethylbenzene	1.09	mg/kg	0.0013	ND
1,2-Dibromo-3-chloropropane	1.09	mg/kg	0.0026	ND
1,2-Dibromoethane	1.09	mg/kg	0.0013	ND
1,2-Dichlorobenzene	1.09	mg/kg	0.0026	ND
1,2-Dichloroethane	1.09	mg/kg	0.0026	ND
1,2-Dichloropropane	1.09	mg/kg	0.0026	ND
1,3,5-Trimethylbenzene	1.09	mg/kg	0.0013	ND
1,3-Dichlorobenzene	1.09	mg/kg	0.0026	ND
1,4-Dichlorobenzene	1.09	mg/kg	0.0026	ND
1,4-Dioxane	1.09	mg/kg	0.13	ND
2-Butanone	1.09	mg/kg	0.0026	ND
2-Hexanone	1.09	mg/kg	0.0026	ND
4-Isopropyltoluene	1.09	mg/kg	0.0013	ND
4-Methyl-2-pentanone	1.09	mg/kg	0.0026	ND
Acetone	1.09	mg/kg	0.013	ND
Benzene	1.09	mg/kg	0.0013	ND
Bromochloromethane	1.09	mg/kg	0.0026	ND
Bromodichloromethane	1.09	mg/kg	0.0026	ND

Sample ID: SB-21
Lab#: AC98711-004
Matrix: Soil/Encore

Collection Date: 6/28/2017
Receipt Date: 6/28/2017

Bromoform	1.09	mg/kg	0.0026	ND
Bromomethane	1.09	mg/kg	0.0026	ND
Carbon disulfide	1.09	mg/kg	0.0026	ND
Carbon tetrachloride	1.09	mg/kg	0.0026	ND
Chlorobenzene	1.09	mg/kg	0.0026	ND
Chloroethane	1.09	mg/kg	0.0026	ND
Chloroform	1.09	mg/kg	0.0026	ND
Chloromethane	1.09	mg/kg	0.0026	ND
cis-1,2-Dichloroethene	1.09	mg/kg	0.0026	ND
cis-1,3-Dichloropropene	1.09	mg/kg	0.0026	ND
Cyclohexane	1.09	mg/kg	0.0026	ND
Dibromochloromethane	1.09	mg/kg	0.0026	ND
Dichlorodifluoromethane	1.09	mg/kg	0.0026	ND
Ethylbenzene	1.09	mg/kg	0.0013	ND
Isopropylbenzene	1.09	mg/kg	0.0013	ND
m&p-Xylenes	1.09	mg/kg	0.0013	ND
Methyl Acetate	1.09	mg/kg	0.0026	ND
Methylcyclohexane	1.09	mg/kg	0.0026	ND
Methylene chloride	1.09	mg/kg	0.0026	ND
Methyl-t-butyl ether	1.09	mg/kg	0.0013	ND
n-Butylbenzene	1.09	mg/kg	0.0013	ND
n-Propylbenzene	1.09	mg/kg	0.0013	ND
o-Xylene	1.09	mg/kg	0.0013	ND
sec-Butylbenzene	1.09	mg/kg	0.0013	ND
Styrene	1.09	mg/kg	0.0026	ND
t-Butylbenzene	1.09	mg/kg	0.0013	ND
Tetrachloroethene	1.09	mg/kg	0.0026	ND
Toluene	1.09	mg/kg	0.0013	ND
trans-1,2-Dichloroethene	1.09	mg/kg	0.0026	ND
trans-1,3-Dichloropropene	1.09	mg/kg	0.0026	ND
Trichloroethene	1.09	mg/kg	0.0026	ND
Trichlorofluoromethane	1.09	mg/kg	0.0026	ND
Vinyl chloride	1.09	mg/kg	0.0026	ND
Xylenes (Total)	1.09	mg/kg	0.0013	ND

Sample ID: SB-3
Lab#: AC98711-005
Matrix: Soil/Encore

Collection Date: 6/27/2017
Receipt Date: 6/28/2017

% Solids SM2540G

Analyte	DF	Units	RL	Result
% Solids	1	percent		85

Mercury (Soil/Waste) 7471B

Analyte	DF	Units	RL	Result
Mercury	1	mg/kg	0.098	0.13

PCB 8082

Analyte	DF	Units	RL	Result
Aroclor (Total)	1	mg/kg	0.029	ND
Aroclor-1016	1	mg/kg	0.029	ND
Aroclor-1221	1	mg/kg	0.029	ND
Aroclor-1232	1	mg/kg	0.029	ND
Aroclor-1242	1	mg/kg	0.029	ND
Aroclor-1248	1	mg/kg	0.029	ND
Aroclor-1254	1	mg/kg	0.029	ND
Aroclor-1260	1	mg/kg	0.029	ND
Aroclor-1262	1	mg/kg	0.029	ND
Aroclor-1268	1	mg/kg	0.029	ND

Semivolatile Organics (no search) 8270

Analyte	DF	Units	RL	Result
1,1'-Biphenyl	1	mg/kg	0.039	ND
1,2,4,5-Tetrachlorobenzene	1	mg/kg	0.039	ND
2,3,4,6-Tetrachlorophenol	1	mg/kg	0.039	ND
2,4,5-Trichlorophenol	1	mg/kg	0.039	ND
2,4,6-Trichlorophenol	1	mg/kg	0.039	ND
2,4-Dichlorophenol	1	mg/kg	0.0098	ND
2,4-Dimethylphenol	1	mg/kg	0.0098	ND
2,4-Dinitrophenol	1	mg/kg	0.20	ND
2,4-Dinitrotoluene	1	mg/kg	0.039	ND
2,6-Dinitrotoluene	1	mg/kg	0.039	ND
2-Chloronaphthalene	1	mg/kg	0.039	ND
2-Chlorophenol	1	mg/kg	0.039	ND
2-Methylnaphthalene	1	mg/kg	0.039	ND
2-Methylphenol	1	mg/kg	0.0098	ND
2-Nitroaniline	1	mg/kg	0.039	ND
2-Nitrophenol	1	mg/kg	0.039	ND
3&4-Methylphenol	1	mg/kg	0.0098	ND
3,3'-Dichlorobenzidine	1	mg/kg	0.039	ND
3-Nitroaniline	1	mg/kg	0.039	ND
4,6-Dinitro-2-methylphenol	1	mg/kg	0.20	ND
4-Bromophenyl-phenylether	1	mg/kg	0.039	ND
4-Chloro-3-methylphenol	1	mg/kg	0.039	ND
4-Chloroaniline	1	mg/kg	0.0098	ND
4-Chlorophenyl-phenylether	1	mg/kg	0.039	ND
4-Nitroaniline	1	mg/kg	0.039	ND
4-Nitrophenol	1	mg/kg	0.039	ND
Acenaphthene	1	mg/kg	0.039	ND
Acenaphthylene	1	mg/kg	0.039	ND
Acetophenone	1	mg/kg	0.039	ND
Anthracene	1	mg/kg	0.039	ND
Atrazine	1	mg/kg	0.039	ND
Benzaldehyde	1	mg/kg	0.039	ND
Benzo[a]anthracene	1	mg/kg	0.039	ND
Benzo[a]pyrene	1	mg/kg	0.039	ND

Sample ID: SB-3
Lab#: AC98711-005
Matrix: Soil/Encore

Collection Date: 6/27/2017
Receipt Date: 6/28/2017

Benzo[b]fluoranthene	1	mg/kg	0.039	ND
Benzo[g,h,i]perylene	1	mg/kg	0.039	ND
Benzo[k]fluoranthene	1	mg/kg	0.039	ND
bis(2-Chloroethoxy)methane	1	mg/kg	0.039	ND
bis(2-Chloroethyl)ether	1	mg/kg	0.0098	ND
bis(2-Chloroisopropyl)ether	1	mg/kg	0.039	ND
bis(2-Ethylhexyl)phthalate	1	mg/kg	0.039	ND
Butylbenzylphthalate	1	mg/kg	0.039	ND
Caprolactam	1	mg/kg	0.039	ND
Carbazole	1	mg/kg	0.039	ND
Chrysene	1	mg/kg	0.039	ND
Dibenzo[a,h]anthracene	1	mg/kg	0.039	ND
Dibenzofuran	1	mg/kg	0.0098	ND
Diethylphthalate	1	mg/kg	0.039	ND
Dimethylphthalate	1	mg/kg	0.039	ND
Di-n-butylphthalate	1	mg/kg	0.0098	ND
Di-n-octylphthalate	1	mg/kg	0.039	ND
Fluoranthene	1	mg/kg	0.039	ND
Fluorene	1	mg/kg	0.039	ND
Hexachlorobenzene	1	mg/kg	0.039	ND
Hexachlorobutadiene	1	mg/kg	0.039	ND
Hexachlorocyclopentadiene	1	mg/kg	0.092	ND
Hexachloroethane	1	mg/kg	0.039	ND
Indeno[1,2,3-cd]pyrene	1	mg/kg	0.039	ND
Isophorone	1	mg/kg	0.039	ND
Naphthalene	1	mg/kg	0.0098	ND
Nitrobenzene	1	mg/kg	0.039	ND
N-Nitroso-di-n-propylamine	1	mg/kg	0.0098	ND
N-Nitrosodiphenylamine	1	mg/kg	0.039	ND
Pentachlorophenol	1	mg/kg	0.20	ND
Phenanthrene	1	mg/kg	0.039	ND
Phenol	1	mg/kg	0.039	ND
Pyrene	1	mg/kg	0.039	ND

TAL Metals 6010

Analyte	DF	Units	RL	Result
Aluminum	**1**	**mg/kg**	**240**	**10000**
Barium	**1**	**mg/kg**	**12**	**76**
Calcium	**1**	**mg/kg**	**1200**	**1500**
Chromium	**1**	**mg/kg**	**5.9**	**17**
Cobalt	**1**	**mg/kg**	**2.9**	**5.4**
Copper	**1**	**mg/kg**	**5.9**	**13**
Iron	**1**	**mg/kg**	**240**	**15000**
Lead	**1**	**mg/kg**	**5.9**	**63**
Magnesium	**1**	**mg/kg**	**590**	**2500**
Manganese	**1**	**mg/kg**	**12**	**290**
Nickel	**1**	**mg/kg**	**5.9**	**13**
Potassium	**1**	**mg/kg**	**590**	**650**
Sodium	1	mg/kg	290	ND
Vanadium	**1**	**mg/kg**	**12**	**15**
Zinc	**1**	**mg/kg**	**12**	**62**

TAL Metals 6020

Analyte	DF	Units	RL	Result
Antimony	1	mg/kg	0.94	ND
Arsenic	**1**	**mg/kg**	**0.24**	**1.7**
Beryllium	**1**	**mg/kg**	**0.24**	**0.33**

Sample ID: SB-3
Lab#: AC98711-005
Matrix: Soil/Encore

Collection Date: 6/27/2017
Receipt Date: 6/28/2017

Cadmium	1	mg/kg	0.47	ND
Selenium	1	mg/kg	2.4	ND
Silver	1	mg/kg	0.24	ND
Thallium	1	mg/kg	0.47	ND

Volatile Organics (no search) 8260

Analyte	DF	Units	RL	Result
1,1,1-Trichloroethane	0.916	mg/kg	0.0022	ND
1,1,2,2-Tetrachloroethane	0.916	mg/kg	0.0022	ND
1,1,2-Trichloro-1,2,2-trifluoroethane	0.916	mg/kg	0.0022	ND
1,1,2-Trichloroethane	0.916	mg/kg	0.0022	ND
1,1-Dichloroethane	0.916	mg/kg	0.0022	ND
1,1-Dichloroethene	0.916	mg/kg	0.0022	ND
1,2,3-Trichlorobenzene	0.916	mg/kg	0.0022	ND
1,2,4-Trichlorobenzene	0.916	mg/kg	0.0022	ND
1,2,4-Trimethylbenzene	0.916	mg/kg	0.0011	ND
1,2-Dibromo-3-chloropropane	0.916	mg/kg	0.0022	ND
1,2-Dibromoethane	0.916	mg/kg	0.0011	ND
1,2-Dichlorobenzene	0.916	mg/kg	0.0022	ND
1,2-Dichloroethane	0.916	mg/kg	0.0022	ND
1,2-Dichloropropane	0.916	mg/kg	0.0022	ND
1,3,5-Trimethylbenzene	0.916	mg/kg	0.0011	ND
1,3-Dichlorobenzene	0.916	mg/kg	0.0022	ND
1,4-Dichlorobenzene	0.916	mg/kg	0.0022	ND
1,4-Dioxane	0.916	mg/kg	0.11	ND
2-Butanone	0.916	mg/kg	0.0022	ND
2-Hexanone	0.916	mg/kg	0.0022	ND
4-Isopropyltoluene	0.916	mg/kg	0.0011	ND
4-Methyl-2-pentanone	0.916	mg/kg	0.0022	ND
Acetone	0.916	mg/kg	0.011	ND
Benzene	0.916	mg/kg	0.0011	ND
Bromochloromethane	0.916	mg/kg	0.0022	ND
Bromodichloromethane	0.916	mg/kg	0.0022	ND
Bromoform	0.916	mg/kg	0.0022	ND
Bromomethane	0.916	mg/kg	0.0022	ND
Carbon disulfide	0.916	mg/kg	0.0022	ND
Carbon tetrachloride	0.916	mg/kg	0.0022	ND
Chlorobenzene	0.916	mg/kg	0.0022	ND
Chloroethane	0.916	mg/kg	0.0022	ND
Chloroform	0.916	mg/kg	0.0022	ND
Chloromethane	0.916	mg/kg	0.0022	ND
cis-1,2-Dichloroethene	0.916	mg/kg	0.0022	ND
cis-1,3-Dichloropropene	0.916	mg/kg	0.0022	ND
Cyclohexane	0.916	mg/kg	0.0022	ND
Dibromochloromethane	0.916	mg/kg	0.0022	ND
Dichlorodifluoromethane	0.916	mg/kg	0.0022	ND
Ethylbenzene	0.916	mg/kg	0.0011	ND
Isopropylbenzene	0.916	mg/kg	0.0011	ND
m&p-Xylenes	0.916	mg/kg	0.0011	ND
Methyl Acetate	0.916	mg/kg	0.0022	ND
Methylcyclohexane	0.916	mg/kg	0.0022	ND
Methylene chloride	0.916	mg/kg	0.0022	ND
Methyl-t-butyl ether	0.916	mg/kg	0.0011	ND
n-Butylbenzene	0.916	mg/kg	0.0011	ND
n-Propylbenzene	0.916	mg/kg	0.0011	ND
o-Xylene	0.916	mg/kg	0.0011	ND
sec-Butylbenzene	0.916	mg/kg	0.0011	ND

Sample ID: SB-3
Lab#: AC98711-005
Matrix: Soil/Encore

Collection Date: 6/27/2017
Receipt Date: 6/28/2017

Styrene	0.916	mg/kg	0.0022	ND
t-Butylbenzene	0.916	mg/kg	0.0011	ND
Tetrachloroethene	0.916	mg/kg	0.0022	ND
Toluene	0.916	mg/kg	0.0011	ND
trans-1,2-Dichloroethene	0.916	mg/kg	0.0022	ND
trans-1,3-Dichloropropene	0.916	mg/kg	0.0022	ND
Trichloroethene	0.916	mg/kg	0.0022	ND
Trichlorofluoromethane	0.916	mg/kg	0.0022	ND
Vinyl chloride	0.916	mg/kg	0.0022	ND
Xylenes (Total)	0.916	mg/kg	0.0011	ND

Sample ID: SB-11 A
Lab#: AC98711-006
Matrix: Soil/Encore

Collection Date: 6/27/2017
Receipt Date: 6/28/2017

% Solids SM2540G

Analyte	DF	Units	RL	Result
% Solids	**1**	**percent**		**88**

PAH Compounds 8270

Analyte	DF	Units	RL	Result
2-Methylnaphthalene	1	mg/kg	0.038	ND
Acenaphthene	1	mg/kg	0.038	ND
Acenaphthylene	1	mg/kg	0.038	ND
Anthracene	1	mg/kg	0.038	ND
Benzo[a]anthracene	**1**	**mg/kg**	**0.038**	**0.042**
Benzo[a]pyrene	**1**	**mg/kg**	**0.038**	**0.043**
Benzo[b]fluoranthene	**1**	**mg/kg**	**0.038**	**0.056**
Benzo[g,h,i]perylene	1	mg/kg	0.038	ND
Benzo[k]fluoranthene	1	mg/kg	0.038	ND
Chrysene	**1**	**mg/kg**	**0.038**	**0.044**
Dibenzo[a,h]anthracene	1	mg/kg	0.038	ND
Fluoranthene	**1**	**mg/kg**	**0.038**	**0.075**
Fluorene	1	mg/kg	0.038	ND
Indeno[1,2,3-cd]pyrene	1	mg/kg	0.038	ND
Naphthalene	1	mg/kg	0.0095	ND
Phenanthrene	**1**	**mg/kg**	**0.038**	**0.039**
Pyrene	**1**	**mg/kg**	**0.038**	**0.078**

PCB 8082

Analyte	DF	Units	RL	Result
Aroclor (Total)	1	mg/kg	0.028	ND
Aroclor-1016	1	mg/kg	0.028	ND
Aroclor-1221	1	mg/kg	0.028	ND
Aroclor-1232	1	mg/kg	0.028	ND
Aroclor-1242	1	mg/kg	0.028	ND
Aroclor-1248	1	mg/kg	0.028	ND
Aroclor-1254	1	mg/kg	0.028	ND
Aroclor-1260	1	mg/kg	0.028	ND
Aroclor-1262	1	mg/kg	0.028	ND
Aroclor-1268	1	mg/kg	0.028	ND

Volatile Organics (no search) 8260

Analyte	DF	Units	RL	Result
1,1,1-Trichloroethane	1.1	mg/kg	0.0025	ND
1,1,2,2-Tetrachloroethane	1.1	mg/kg	0.0025	ND
1,1,2-Trichloro-1,2,2-trifluoroethane	1.1	mg/kg	0.0025	ND
1,1,2-Trichloroethane	1.1	mg/kg	0.0025	ND
1,1-Dichloroethane	1.1	mg/kg	0.0025	ND
1,1-Dichloroethene	1.1	mg/kg	0.0025	ND
1,2,3-Trichlorobenzene	1.1	mg/kg	0.0025	ND
1,2,4-Trichlorobenzene	1.1	mg/kg	0.0025	ND
1,2,4-Trimethylbenzene	1.1	mg/kg	0.0013	ND
1,2-Dibromo-3-chloropropane	1.1	mg/kg	0.0025	ND
1,2-Dibromoethane	1.1	mg/kg	0.0013	ND
1,2-Dichlorobenzene	1.1	mg/kg	0.0025	ND
1,2-Dichloroethane	1.1	mg/kg	0.0025	ND
1,2-Dichloropropane	1.1	mg/kg	0.0025	ND
1,3,5-Trimethylbenzene	1.1	mg/kg	0.0013	ND
1,3-Dichlorobenzene	1.1	mg/kg	0.0025	ND
1,4-Dichlorobenzene	1.1	mg/kg	0.0025	ND
1,4-Dioxane	1.1	mg/kg	0.13	ND

Sample ID: SB-11 A
Lab#: AC98711-006
Matrix: Soil/Encore

Collection Date: 6/27/2017
Receipt Date: 6/28/2017

2-Butanone	1.1	mg/kg	0.0025	ND
2-Hexanone	1.1	mg/kg	0.0025	ND
4-Isopropyltoluene	1.1	mg/kg	0.0013	ND
4-Methyl-2-pentanone	1.1	mg/kg	0.0025	ND
Acetone	1.1	mg/kg	0.013	ND
Benzene	1.1	mg/kg	0.0013	ND
Bromochloromethane	1.1	mg/kg	0.0025	ND
Bromodichloromethane	1.1	mg/kg	0.0025	ND
Bromoform	1.1	mg/kg	0.0025	ND
Bromomethane	1.1	mg/kg	0.0025	ND
Carbon disulfide	1.1	mg/kg	0.0025	ND
Carbon tetrachloride	1.1	mg/kg	0.0025	ND
Chlorobenzene	1.1	mg/kg	0.0025	ND
Chloroethane	1.1	mg/kg	0.0025	ND
Chloroform	1.1	mg/kg	0.0025	ND
Chloromethane	1.1	mg/kg	0.0025	ND
cis-1,2-Dichloroethene	1.1	mg/kg	0.0025	ND
cis-1,3-Dichloropropene	1.1	mg/kg	0.0025	ND
Cyclohexane	1.1	mg/kg	0.0025	ND
Dibromochloromethane	1.1	mg/kg	0.0025	ND
Dichlorodifluoromethane	1.1	mg/kg	0.0025	ND
Ethylbenzene	1.1	mg/kg	0.0013	ND
Isopropylbenzene	1.1	mg/kg	0.0013	ND
m&p-Xylenes	1.1	mg/kg	0.0013	ND
Methyl Acetate	1.1	mg/kg	0.0025	ND
Methylcyclohexane	1.1	mg/kg	0.0025	ND
Methylene chloride	1.1	mg/kg	0.0025	ND
Methyl-t-butyl ether	1.1	mg/kg	0.0013	ND
n-Butylbenzene	1.1	mg/kg	0.0013	ND
n-Propylbenzene	1.1	mg/kg	0.0013	ND
o-Xylene	1.1	mg/kg	0.0013	ND
sec-Butylbenzene	1.1	mg/kg	0.0013	ND
Styrene	1.1	mg/kg	0.0025	ND
t-Butylbenzene	1.1	mg/kg	0.0013	ND
Tetrachloroethene	1.1	mg/kg	0.0025	ND
Toluene	1.1	mg/kg	0.0013	ND
trans-1,2-Dichloroethene	1.1	mg/kg	0.0025	ND
trans-1,3-Dichloropropene	1.1	mg/kg	0.0025	ND
Trichloroethene	1.1	mg/kg	0.0025	ND
Trichlorofluoromethane	1.1	mg/kg	0.0025	ND
Vinyl chloride	1.1	mg/kg	0.0025	ND
Xylenes (Total)	1.1	mg/kg	0.0013	ND

Sample ID: SB-11 B
Lab#: AC98711-007
Matrix: Soil/Encore

Collection Date: 6/27/2017
Receipt Date: 6/28/2017

% Solids SM2540G

Analyte	DF	Units	RL	Result
% Solids	1	percent		85

PAH Compounds 8270

Analyte	DF	Units	RL	Result
2-Methylnaphthalene	1	mg/kg	0.039	ND
Acenaphthene	1	mg/kg	0.039	ND
Acenaphthylene	1	mg/kg	0.039	ND
Anthracene	1	mg/kg	0.039	ND
Benzo[a]anthracene	1	mg/kg	0.039	ND
Benzo[a]pyrene	1	mg/kg	0.039	ND
Benzo[b]fluoranthene	1	mg/kg	0.039	ND
Benzo[g,h,i]perylene	1	mg/kg	0.039	ND
Benzo[k]fluoranthene	1	mg/kg	0.039	ND
Chrysene	1	mg/kg	0.039	ND
Dibenzo[a,h]anthracene	1	mg/kg	0.039	ND
Fluoranthene	1	mg/kg	0.039	ND
Fluorene	1	mg/kg	0.039	ND
Indeno[1,2,3-cd]pyrene	1	mg/kg	0.039	ND
Naphthalene	1	mg/kg	0.0098	ND
Phenanthrene	1	mg/kg	0.039	ND
Pyrene	1	mg/kg	0.039	ND

PCB 8082

Analyte	DF	Units	RL	Result
Aroclor (Total)	1	mg/kg	0.029	ND
Aroclor-1016	1	mg/kg	0.029	ND
Aroclor-1221	1	mg/kg	0.029	ND
Aroclor-1232	1	mg/kg	0.029	ND
Aroclor-1242	1	mg/kg	0.029	ND
Aroclor-1248	1	mg/kg	0.029	ND
Aroclor-1254	1	mg/kg	0.029	ND
Aroclor-1260	1	mg/kg	0.029	ND
Aroclor-1262	1	mg/kg	0.029	ND
Aroclor-1268	1	mg/kg	0.029	ND

Volatile Organics (no search) 8260

Analyte	DF	Units	RL	Result
1,1,1-Trichloroethane	1	mg/kg	0.0024	ND
1,1,2,2-Tetrachloroethane	1	mg/kg	0.0024	ND
1,1,2-Trichloro-1,2,2-trifluoroethane	1	mg/kg	0.0024	ND
1,1,2-Trichloroethane	1	mg/kg	0.0024	ND
1,1-Dichloroethane	1	mg/kg	0.0024	ND
1,1-Dichloroethene	1	mg/kg	0.0024	ND
1,2,3-Trichlorobenzene	1	mg/kg	0.0024	ND
1,2,4-Trichlorobenzene	1	mg/kg	0.0024	ND
1,2,4-Trimethylbenzene	1	mg/kg	0.0012	ND
1,2-Dibromo-3-chloropropane	1	mg/kg	0.0024	ND
1,2-Dibromoethane	1	mg/kg	0.0012	ND
1,2-Dichlorobenzene	1	mg/kg	0.0024	ND
1,2-Dichloroethane	1	mg/kg	0.0024	ND
1,2-Dichloropropane	1	mg/kg	0.0024	ND
1,3,5-Trimethylbenzene	1	mg/kg	0.0012	ND
1,3-Dichlorobenzene	1	mg/kg	0.0024	ND
1,4-Dichlorobenzene	1	mg/kg	0.0024	ND
1,4-Dioxane	1	mg/kg	0.12	ND

Sample ID: SB-11 B
Lab#: AC98711-007
Matrix: Soil/Encore

Collection Date: 6/27/2017
Receipt Date: 6/28/2017

2-Butanone	1	mg/kg	0.0024	ND
2-Hexanone	1	mg/kg	0.0024	ND
4-Isopropyltoluene	1	mg/kg	0.0012	ND
4-Methyl-2-pentanone	1	mg/kg	0.0024	ND
Acetone	1	mg/kg	0.012	ND
Benzene	1	mg/kg	0.0012	ND
Bromochloromethane	1	mg/kg	0.0024	ND
Bromodichloromethane	1	mg/kg	0.0024	ND
Bromoform	1	mg/kg	0.0024	ND
Bromomethane	1	mg/kg	0.0024	ND
Carbon disulfide	1	mg/kg	0.0024	ND
Carbon tetrachloride	1	mg/kg	0.0024	ND
Chlorobenzene	1	mg/kg	0.0024	ND
Chloroethane	1	mg/kg	0.0024	ND
Chloroform	1	mg/kg	0.0024	ND
Chloromethane	1	mg/kg	0.0024	ND
cis-1,2-Dichloroethene	1	mg/kg	0.0024	ND
cis-1,3-Dichloropropene	1	mg/kg	0.0024	ND
Cyclohexane	1	mg/kg	0.0024	ND
Dibromochloromethane	1	mg/kg	0.0024	ND
Dichlorodifluoromethane	1	mg/kg	0.0024	ND
Ethylbenzene	1	mg/kg	0.0012	ND
Isopropylbenzene	1	mg/kg	0.0012	ND
m&p-Xylenes	1	mg/kg	0.0012	ND
Methyl Acetate	1	mg/kg	0.0024	ND
Methylcyclohexane	1	mg/kg	0.0024	ND
Methylene chloride	1	mg/kg	0.0024	ND
Methyl-t-butyl ether	1	mg/kg	0.0012	ND
n-Butylbenzene	1	mg/kg	0.0012	ND
n-Propylbenzene	1	mg/kg	0.0012	ND
o-Xylene	1	mg/kg	0.0012	ND
sec-Butylbenzene	1	mg/kg	0.0012	ND
Styrene	1	mg/kg	0.0024	ND
t-Butylbenzene	1	mg/kg	0.0012	ND
Tetrachloroethene	1	mg/kg	0.0024	ND
Toluene	1	mg/kg	0.0012	ND
trans-1,2-Dichloroethene	1	mg/kg	0.0024	ND
trans-1,3-Dichloropropene	1	mg/kg	0.0024	ND
Trichloroethene	1	mg/kg	0.0024	ND
Trichlorofluoromethane	1	mg/kg	0.0024	ND
Vinyl chloride	1	mg/kg	0.0024	ND
Xylenes (Total)	1	mg/kg	0.0012	ND

Sample ID: SB-19
Lab#: AC98711-008
Matrix: Soil/Encore

Collection Date: 6/27/2017
Receipt Date: 6/28/2017

% Solids SM2540G

Analyte	DF	Units	RL	Result
% Solids	1	percent		89

Mercury (Soil/Waste) 7471B

Analyte	DF	Units	RL	Result
Mercury	**1**	**mg/kg**	**0.094**	**0.33**

PCB 8082

Analyte	DF	Units	RL	Result
Aroclor (Total)	1	mg/kg	0.028	ND
Aroclor-1016	1	mg/kg	0.028	ND
Aroclor-1221	1	mg/kg	0.028	ND
Aroclor-1232	1	mg/kg	0.028	ND
Aroclor-1242	1	mg/kg	0.028	ND
Aroclor-1248	1	mg/kg	0.028	ND
Aroclor-1254	1	mg/kg	0.028	ND
Aroclor-1260	1	mg/kg	0.028	ND
Aroclor-1262	1	mg/kg	0.028	ND
Aroclor-1268	1	mg/kg	0.028	ND

Semivolatile Organics (no search) 8270

Analyte	DF	Units	RL	Result
1,1'-Biphenyl	1	mg/kg	0.037	ND
1,2,4,5-Tetrachlorobenzene	1	mg/kg	0.037	ND
2,3,4,6-Tetrachlorophenol	1	mg/kg	0.037	ND
2,4,5-Trichlorophenol	1	mg/kg	0.037	ND
2,4,6-Trichlorophenol	1	mg/kg	0.037	ND
2,4-Dichlorophenol	1	mg/kg	0.0094	ND
2,4-Dimethylphenol	1	mg/kg	0.0094	ND
2,4-Dinitrophenol	1	mg/kg	0.19	ND
2,4-Dinitrotoluene	1	mg/kg	0.037	ND
2,6-Dinitrotoluene	1	mg/kg	0.037	ND
2-Chloronaphthalene	1	mg/kg	0.037	ND
2-Chlorophenol	1	mg/kg	0.037	ND
2-Methylnaphthalene	1	mg/kg	0.037	ND
2-Methylphenol	1	mg/kg	0.0094	ND
2-Nitroaniline	1	mg/kg	0.037	ND
2-Nitrophenol	1	mg/kg	0.037	ND
3&4-Methylphenol	1	mg/kg	0.0094	ND
3,3'-Dichlorobenzidine	1	mg/kg	0.037	ND
3-Nitroaniline	1	mg/kg	0.037	ND
4,6-Dinitro-2-methylphenol	1	mg/kg	0.19	ND
4-Bromophenyl-phenylether	1	mg/kg	0.037	ND
4-Chloro-3-methylphenol	1	mg/kg	0.037	ND
4-Chloroaniline	1	mg/kg	0.0094	ND
4-Chlorophenyl-phenylether	1	mg/kg	0.037	ND
4-Nitroaniline	1	mg/kg	0.037	ND
4-Nitrophenol	1	mg/kg	0.037	ND
Acenaphthene	**1**	**mg/kg**	**0.037**	**0.074**
Acenaphthylene	1	mg/kg	0.037	ND
Acetophenone	1	mg/kg	0.037	ND
Anthracene	**1**	**mg/kg**	**0.037**	**0.25**
Atrazine	1	mg/kg	0.037	ND
Benzaldehyde	1	mg/kg	0.037	ND
Benzo[a]anthracene	**1**	**mg/kg**	**0.037**	**0.59**
Benzo[a]pyrene	**1**	**mg/kg**	**0.037**	**0.51**

Sample ID: SB-19 **Collection Date: 6/27/2017**
Lab#: AC98711-008 **Receipt Date: 6/28/2017**
Matrix: Soil/Encore

Benzo[b]fluoranthene	**1**	**mg/kg**	**0.037**	**0.69**
Benzo[g,h,i]perylene	**1**	**mg/kg**	**0.037**	**0.36**
Benzo[k]fluoranthene	**1**	**mg/kg**	**0.037**	**0.18**
bis(2-Chloroethoxy)methane	1	mg/kg	0.037	ND
bis(2-Chloroethyl)ether	1	mg/kg	0.0094	ND
bis(2-Chloroisopropyl)ether	1	mg/kg	0.037	ND
bis(2-Ethylhexyl)phthalate	1	mg/kg	0.037	ND
Butylbenzylphthalate	1	mg/kg	0.037	ND
Caprolactam	1	mg/kg	0.037	ND
Carbazole	**1**	**mg/kg**	**0.037**	**0.053**
Chrysene	**1**	**mg/kg**	**0.037**	**0.53**
Dibenzo[a,h]anthracene	**1**	**mg/kg**	**0.037**	**0.089**
Dibenzofuran	**1**	**mg/kg**	**0.0094**	**0.045**
Diethylphthalate	1	mg/kg	0.037	ND
Dimethylphthalate	1	mg/kg	0.037	ND
Di-n-butylphthalate	1	mg/kg	0.0094	ND
Di-n-octylphthalate	1	mg/kg	0.037	ND
Fluoranthene	**1**	**mg/kg**	**0.037**	**1.4**
Fluorene	**1**	**mg/kg**	**0.037**	**0.047**
Hexachlorobenzene	1	mg/kg	0.037	ND
Hexachlorobutadiene	1	mg/kg	0.037	ND
Hexachlorocyclopentadiene	1	mg/kg	0.088	ND
Hexachloroethane	1	mg/kg	0.037	ND
Indeno[1,2,3-cd]pyrene	**1**	**mg/kg**	**0.037**	**0.33**
Isophorone	1	mg/kg	0.037	ND
Naphthalene	1	mg/kg	0.0094	ND
Nitrobenzene	1	mg/kg	0.037	ND
N-Nitroso-di-n-propylamine	1	mg/kg	0.0094	ND
N-Nitrosodiphenylamine	1	mg/kg	0.037	ND
Pentachlorophenol	1	mg/kg	0.19	ND
Phenanthrene	**1**	**mg/kg**	**0.037**	**1.1**
Phenol	1	mg/kg	0.037	ND
Pyrene	**1**	**mg/kg**	**0.037**	**1.4**

TAL Metals 6010

Analyte	DF	Units	RL	Result
Aluminum	**1**	**mg/kg**	**220**	**8900**
Barium	**1**	**mg/kg**	**11**	**60**
Calcium	1	mg/kg	1100	ND
Chromium	**1**	**mg/kg**	**5.6**	**13**
Cobalt	**1**	**mg/kg**	**2.8**	**5.9**
Copper	**1**	**mg/kg**	**5.6**	**24**
Iron	**1**	**mg/kg**	**220**	**14000**
Lead	**1**	**mg/kg**	**5.6**	**130**
Magnesium	**1**	**mg/kg**	**560**	**2400**
Manganese	**1**	**mg/kg**	**11**	**310**
Nickel	**1**	**mg/kg**	**5.6**	**12**
Potassium	**1**	**mg/kg**	**560**	**720**
Sodium	1	mg/kg	280	ND
Vanadium	**1**	**mg/kg**	**11**	**15**
Zinc	**1**	**mg/kg**	**11**	**69**

TAL Metals 6020

Analyte	DF	Units	RL	Result
Antimony	1	mg/kg	0.90	ND
Arsenic	**1**	**mg/kg**	**0.22**	**3.8**
Beryllium	**1**	**mg/kg**	**0.22**	**0.32**

Sample ID: SB-19
Lab#: AC98711-008
Matrix: Soil/Encore

Collection Date: 6/27/2017
Receipt Date: 6/28/2017

Cadmium	1	mg/kg	0.45	ND
Selenium	1	mg/kg	2.2	ND
Silver	1	mg/kg	0.22	ND
Thallium	1	mg/kg	0.45	ND

Volatile Organics (no search) 8260

Analyte	DF	Units	RL	Result
1,1,1-Trichloroethane	1.01	mg/kg	0.0023	ND
1,1,2,2-Tetrachloroethane	1.01	mg/kg	0.0023	ND
1,1,2-Trichloro-1,2,2-trifluoroethane	1.01	mg/kg	0.0023	ND
1,1,2-Trichloroethane	1.01	mg/kg	0.0023	ND
1,1-Dichloroethane	1.01	mg/kg	0.0023	ND
1,1-Dichloroethene	1.01	mg/kg	0.0023	ND
1,2,3-Trichlorobenzene	1.01	mg/kg	0.0023	ND
1,2,4-Trichlorobenzene	1.01	mg/kg	0.0023	ND
1,2,4-Trimethylbenzene	1.01	mg/kg	0.0011	ND
1,2-Dibromo-3-chloropropane	1.01	mg/kg	0.0023	ND
1,2-Dibromoethane	1.01	mg/kg	0.0011	ND
1,2-Dichlorobenzene	1.01	mg/kg	0.0023	ND
1,2-Dichloroethane	1.01	mg/kg	0.0023	ND
1,2-Dichloropropane	1.01	mg/kg	0.0023	ND
1,3,5-Trimethylbenzene	1.01	mg/kg	0.0011	ND
1,3-Dichlorobenzene	1.01	mg/kg	0.0023	ND
1,4-Dichlorobenzene	1.01	mg/kg	0.0023	ND
1,4-Dioxane	1.01	mg/kg	0.11	ND
2-Butanone	1.01	mg/kg	0.0023	ND
2-Hexanone	1.01	mg/kg	0.0023	ND
4-Isopropyltoluene	1.01	mg/kg	0.0011	ND
4-Methyl-2-pentanone	1.01	mg/kg	0.0023	ND
Acetone	1.01	mg/kg	0.011	ND
Benzene	1.01	mg/kg	0.0011	ND
Bromochloromethane	1.01	mg/kg	0.0023	ND
Bromodichloromethane	1.01	mg/kg	0.0023	ND
Bromoform	1.01	mg/kg	0.0023	ND
Bromomethane	1.01	mg/kg	0.0023	ND
Carbon disulfide	1.01	mg/kg	0.0023	ND
Carbon tetrachloride	1.01	mg/kg	0.0023	ND
Chlorobenzene	1.01	mg/kg	0.0023	ND
Chloroethane	1.01	mg/kg	0.0023	ND
Chloroform	1.01	mg/kg	0.0023	ND
Chloromethane	1.01	mg/kg	0.0023	ND
cis-1,2-Dichloroethene	1.01	mg/kg	0.0023	ND
cis-1,3-Dichloropropene	1.01	mg/kg	0.0023	ND
Cyclohexane	1.01	mg/kg	0.0023	ND
Dibromochloromethane	1.01	mg/kg	0.0023	ND
Dichlorodifluoromethane	1.01	mg/kg	0.0023	ND
Ethylbenzene	1.01	mg/kg	0.0011	ND
Isopropylbenzene	1.01	mg/kg	0.0011	ND
m&p-Xylenes	1.01	mg/kg	0.0011	ND
Methyl Acetate	1.01	mg/kg	0.0023	ND
Methylcyclohexane	1.01	mg/kg	0.0023	ND
Methylene chloride	1.01	mg/kg	0.0023	ND
Methyl-t-butyl ether	1.01	mg/kg	0.0011	ND
n-Butylbenzene	1.01	mg/kg	0.0011	ND
n-Propylbenzene	1.01	mg/kg	0.0011	ND
o-Xylene	1.01	mg/kg	0.0011	ND
sec-Butylbenzene	1.01	mg/kg	0.0011	ND

Sample ID: SB-19
Lab#: AC98711-008
Matrix: Soil/Encore

Collection Date: 6/27/2017
Receipt Date: 6/28/2017

Styrene	1.01	mg/kg	0.0023	ND
t-Butylbenzene	1.01	mg/kg	0.0011	ND
Tetrachloroethene	1.01	mg/kg	0.0023	ND
Toluene	1.01	mg/kg	0.0011	ND
trans-1,2-Dichloroethene	1.01	mg/kg	0.0023	ND
trans-1,3-Dichloropropene	1.01	mg/kg	0.0023	ND
Trichloroethene	1.01	mg/kg	0.0023	ND
Trichlorofluoromethane	1.01	mg/kg	0.0023	ND
Vinyl chloride	1.01	mg/kg	0.0023	ND
Xylenes (Total)	1.01	mg/kg	0.0011	ND

Sample ID: SB-22
Lab#: AC98711-009
Matrix: Soil/Encore

Collection Date: 6/27/2017
Receipt Date: 6/28/2017

% Solids SM2540G

Analyte	DF	Units	RL	Result
% Solids	1	percent		86

Mercury (Soil/Waste) 7471B

Analyte	DF	Units	RL	Result
Mercury	1	mg/kg	0.097	0.54

Semivolatile Organics (no search) 8270

Analyte	DF	Units	RL	Result
1,1'-Biphenyl	1	mg/kg	0.039	ND
1,2,4,5-Tetrachlorobenzene	1	mg/kg	0.039	ND
2,3,4,6-Tetrachlorophenol	1	mg/kg	0.039	ND
2,4,5-Trichlorophenol	1	mg/kg	0.039	ND
2,4,6-Trichlorophenol	1	mg/kg	0.039	ND
2,4-Dichlorophenol	1	mg/kg	0.0097	ND
2,4-Dimethylphenol	1	mg/kg	0.0097	ND
2,4-Dinitrophenol	1	mg/kg	0.19	ND
2,4-Dinitrotoluene	1	mg/kg	0.039	ND
2,6-Dinitrotoluene	1	mg/kg	0.039	ND
2-Chloronaphthalene	1	mg/kg	0.039	ND
2-Chlorophenol	1	mg/kg	0.039	ND
2-Methylnaphthalene	1	mg/kg	0.039	ND
2-Methylphenol	1	mg/kg	0.0097	ND
2-Nitroaniline	1	mg/kg	0.039	ND
2-Nitrophenol	1	mg/kg	0.039	ND
3&4-Methylphenol	1	mg/kg	0.0097	ND
3,3'-Dichlorobenzidine	1	mg/kg	0.039	ND
3-Nitroaniline	1	mg/kg	0.039	ND
4,6-Dinitro-2-methylphenol	1	mg/kg	0.19	ND
4-Bromophenyl-phenylether	1	mg/kg	0.039	ND
4-Chloro-3-methylphenol	1	mg/kg	0.039	ND
4-Chloroaniline	1	mg/kg	0.0097	ND
4-Chlorophenyl-phenylether	1	mg/kg	0.039	ND
4-Nitroaniline	1	mg/kg	0.039	ND
4-Nitrophenol	1	mg/kg	0.039	ND
Acenaphthene	1	mg/kg	0.039	ND
Acenaphthylene	1	mg/kg	0.039	ND
Acetophenone	1	mg/kg	0.039	ND
Anthracene	1	mg/kg	0.039	ND
Atrazine	1	mg/kg	0.039	ND
Benzaldehyde	1	mg/kg	0.039	ND
Benzo[a]anthracene	1	mg/kg	0.039	ND
Benzo[a]pyrene	1	mg/kg	0.039	ND
Benzo[b]fluoranthene	1	mg/kg	0.039	ND
Benzo[g,h,i]perylene	1	mg/kg	0.039	ND
Benzo[k]fluoranthene	1	mg/kg	0.039	ND
bis(2-Chloroethoxy)methane	1	mg/kg	0.039	ND
bis(2-Chloroethyl)ether	1	mg/kg	0.0097	ND
bis(2-Chloroisopropyl)ether	1	mg/kg	0.039	ND
bis(2-Ethylhexyl)phthalate	1	mg/kg	0.039	ND
Butylbenzylphthalate	1	mg/kg	0.039	ND
Caprolactam	1	mg/kg	0.039	ND
Carbazole	1	mg/kg	0.039	ND
Chrysene	1	mg/kg	0.039	ND
Dibenzo[a,h]anthracene	1	mg/kg	0.039	ND
Dibenzofuran	1	mg/kg	0.0097	ND

Sample ID: SB-22 **Collection Date: 6/27/2017**
Lab#: AC98711-009 **Receipt Date: 6/28/2017**
Matrix: Soil/Encore

Diethylphthalate	1	mg/kg	0.039	ND
Dimethylphthalate	1	mg/kg	0.039	ND
Di-n-butylphthalate	1	mg/kg	0.0097	ND
Di-n-octylphthalate	1	mg/kg	0.039	ND
Fluoranthene	1	mg/kg	0.039	ND
Fluorene	1	mg/kg	0.039	ND
Hexachlorobenzene	1	mg/kg	0.039	ND
Hexachlorobutadiene	1	mg/kg	0.039	ND
Hexachlorocyclopentadiene	1	mg/kg	0.091	ND
Hexachloroethane	1	mg/kg	0.039	ND
Indeno[1,2,3-cd]pyrene	1	mg/kg	0.039	ND
Isophorone	1	mg/kg	0.039	ND
Naphthalene	1	mg/kg	0.0097	ND
Nitrobenzene	1	mg/kg	0.039	ND
N-Nitroso-di-n-propylamine	1	mg/kg	0.0097	ND
N-Nitrosodiphenylamine	1	mg/kg	0.039	ND
Pentachlorophenol	1	mg/kg	0.19	ND
Phenanthrene	1	mg/kg	0.039	ND
Phenol	1	mg/kg	0.039	ND
Pyrene	1	mg/kg	0.039	ND

TAL Metals 6010

Analyte	DF	Units	RL	Result
Aluminum	**1**	**mg/kg**	**230**	**14000**
Barium	**1**	**mg/kg**	**12**	**170**
Calcium	**1**	**mg/kg**	**1200**	**15000**
Chromium	**1**	**mg/kg**	**5.8**	**29**
Cobalt	**1**	**mg/kg**	**2.9**	**8.0**
Copper	**1**	**mg/kg**	**5.8**	**29**
Iron	**1**	**mg/kg**	**230**	**21000**
Lead	**1**	**mg/kg**	**5.8**	**280**
Magnesium	**1**	**mg/kg**	**580**	**11000**
Manganese	**1**	**mg/kg**	**12**	**290**
Nickel	**1**	**mg/kg**	**5.8**	**20**
Potassium	**1**	**mg/kg**	**580**	**1300**
Sodium	1	mg/kg	290	ND
Vanadium	**1**	**mg/kg**	**12**	**27**
Zinc	**1**	**mg/kg**	**12**	**180**

TAL Metals 6020

Analyte	DF	Units	RL	Result
Antimony	1	mg/kg	0.93	ND
Arsenic	**1**	**mg/kg**	**0.23**	**2.6**
Beryllium	**1**	**mg/kg**	**0.23**	**0.28**
Cadmium	1	mg/kg	0.47	ND
Selenium	1	mg/kg	2.3	ND
Silver	1	mg/kg	0.23	ND
Thallium	1	mg/kg	0.47	ND

Volatile Organics (no search) 8260

Analyte	DF	Units	RL	Result
1,1,1-Trichloroethane	0.867	mg/kg	0.0020	ND
1,1,2,2-Tetrachloroethane	0.867	mg/kg	0.0020	ND
1,1,2-Trichloro-1,2,2-trifluoroethane	0.867	mg/kg	0.0020	ND
1,1,2-Trichloroethane	0.867	mg/kg	0.0020	ND
1,1-Dichloroethane	0.867	mg/kg	0.0020	ND
1,1-Dichloroethene	0.867	mg/kg	0.0020	ND
1,2,3-Trichlorobenzene	0.867	mg/kg	0.0020	ND

Sample ID: SB-22
Lab#: AC98711-009
Matrix: Soil/Encore

Collection Date: 6/27/2017
Receipt Date: 6/28/2017

1,2,4-Trichlorobenzene	0.867	mg/kg	0.0020	ND
1,2,4-Trimethylbenzene	0.867	mg/kg	0.0010	ND
1,2-Dibromo-3-chloropropane	0.867	mg/kg	0.0020	ND
1,2-Dibromoethane	0.867	mg/kg	0.0010	ND
1,2-Dichlorobenzene	0.867	mg/kg	0.0020	ND
1,2-Dichloroethane	0.867	mg/kg	0.0020	ND
1,2-Dichloropropane	0.867	mg/kg	0.0020	ND
1,3,5-Trimethylbenzene	0.867	mg/kg	0.0010	ND
1,3-Dichlorobenzene	0.867	mg/kg	0.0020	ND
1,4-Dichlorobenzene	0.867	mg/kg	0.0020	ND
1,4-Dioxane	0.867	mg/kg	0.10	ND
2-Butanone	0.867	mg/kg	0.0020	ND
2-Hexanone	0.867	mg/kg	0.0020	ND
4-Isopropyltoluene	0.867	mg/kg	0.0010	ND
4-Methyl-2-pentanone	0.867	mg/kg	0.0020	ND
Acetone	0.867	mg/kg	0.010	ND
Benzene	0.867	mg/kg	0.0010	ND
Bromochloromethane	0.867	mg/kg	0.0020	ND
Bromodichloromethane	0.867	mg/kg	0.0020	ND
Bromoform	0.867	mg/kg	0.0020	ND
Bromomethane	0.867	mg/kg	0.0020	ND
Carbon disulfide	0.867	mg/kg	0.0020	ND
Carbon tetrachloride	0.867	mg/kg	0.0020	ND
Chlorobenzene	0.867	mg/kg	0.0020	ND
Chloroethane	0.867	mg/kg	0.0020	ND
Chloroform	0.867	mg/kg	0.0020	ND
Chloromethane	0.867	mg/kg	0.0020	ND
cis-1,2-Dichloroethene	0.867	mg/kg	0.0020	ND
cis-1,3-Dichloropropene	0.867	mg/kg	0.0020	ND
Cyclohexane	0.867	mg/kg	0.0020	ND
Dibromochloromethane	0.867	mg/kg	0.0020	ND
Dichlorodifluoromethane	0.867	mg/kg	0.0020	ND
Ethylbenzene	0.867	mg/kg	0.0010	ND
Isopropylbenzene	0.867	mg/kg	0.0010	ND
m&p-Xylenes	0.867	mg/kg	0.0010	ND
Methyl Acetate	0.867	mg/kg	0.0020	ND
Methylcyclohexane	0.867	mg/kg	0.0020	ND
Methylene chloride	0.867	mg/kg	0.0020	ND
Methyl-t-butyl ether	0.867	mg/kg	0.0010	ND
n-Butylbenzene	0.867	mg/kg	0.0010	ND
n-Propylbenzene	0.867	mg/kg	0.0010	ND
o-Xylene	0.867	mg/kg	0.0010	ND
sec-Butylbenzene	0.867	mg/kg	0.0010	ND
Styrene	0.867	mg/kg	0.0020	ND
t-Butylbenzene	0.867	mg/kg	0.0010	ND
Tetrachloroethene	0.867	mg/kg	0.0020	ND
Toluene	0.867	mg/kg	0.0010	ND
trans-1,2-Dichloroethene	0.867	mg/kg	0.0020	ND
trans-1,3-Dichloropropene	0.867	mg/kg	0.0020	ND
Trichloroethene	0.867	mg/kg	0.0020	ND
Trichlorofluoromethane	0.867	mg/kg	0.0020	ND
Vinyl chloride	0.867	mg/kg	0.0020	ND
Xylenes (Total)	0.867	mg/kg	0.0010	ND

HC Reporting Limit Definitions/Data Qualifiers

REPORTING DEFINITIONS

DF = Dilution Factor

MDL = Method Detection Limit

RL* = Reporting Limit

ND = Not Detected

RT = Retention Time

NA = Not Applicable

**Samples with elevated Reporting Limits (RLs) as a result of a dilution may not achieve client reporting limits in some cases. The elevated RLs are unavoidable consequences of sample dilution required to quantitate target analytes that exceed the calibration range of the instrument.*

DATA QUALIFIERS

A- Indicates that the Tentatively Identified Compound (TIC) is suspected to be an aldol-condensation product. These compounds are by-products of acetone and methylene chloride used in the extraction process.

B- Indicates analyte was present in the Method Blank and sample.

d- For Pesticide and PCB analysis, the concentration between primary and secondary columns is greater than 40%. The lower concentration is generally reported.

E- Indicates the concentration exceeded the upper calibration range of the instrument.

J- Indicates the value is estimated because it is either a Tentatively Identified Compound (TIC) or the reported concentration is greater than the MDL but less than the RL. For samples results between the MDL and RL there is a possibility of false positives or misidentification at the quantitation levels. Additionally, the acceptance criteria for QC samples may not be met.

R- Retention Time is out.

Y- Indicates a contaminant found in the blank at less than 10% of the concentration of a contaminant found in the sample.

Laboratory Chronicle

Client: Ransom Environmental Consultants, Inc. **HC Project #:** 7062812

Project: CVS-Yonkers (Riverdale)

Lab#: AC98711-001 **Sample ID: SB-23**

Test Code	Prep Method	Prep Date	By	Analytical Method	Analysis Date	By
% Solids SM2540G				SM 2540G	6/29/17 00:00	jessica
PAH Compounds 8270	3510C/3550C	06/29/17	lynda	EPA 8270D	6/29/17 16:22	AH/JB
PCB 8082	3510C/3550C	06/30/17 07:30	jir/apatel/mvadalia	EPA 8082A	6/30/17 23:02	MS/ZM/MLC
Volatile Organics (no search) 8260	EPA5030/5035			EPA 8260C	6/30/17 17:22	SG

Lab#: AC98711-002 **Sample ID: SB-18**

Test Code	Prep Method	Prep Date	By	Analytical Method	Analysis Date	By
% Solids SM2540G				SM 2540G	6/29/17 00:00	jessica
Mercury (Soil/Waste) 7471B	EPA 7471B	06/29/17 03:30	snezana	EPA 7471B	7/6/17 13:08	CJA
PCB 8082	3510C/3550C	06/30/17 07:30	jir/apatel/mvadalia	EPA 8082A	6/30/17 18:31	MS/MLC/ZM
Semivolatile Organics (no search) 8270	3510C/3550C	06/29/17	lynda	EPA 8270D	6/29/17 16:45	AH/JB
TAL Metals 6010	3005&10/3050	06/29/17 03:30	snezana	EPA 6010C	6/29/17 13:58	SRB
TAL Metals 6010	3005&10/3050	06/29/17 03:30	snezana	EPA 6010C	6/29/17 22:11	SRB
TAL Metals 6020	3005&10/3050	06/29/17 03:00	snezana	EPA 6020A	6/29/17 17:32	PC
Volatile Organics (no search) 8260	EPA5030/5035			EPA 8260C	6/30/17 17:39	SG

Lab#: AC98711-003 **Sample ID: SB-20**

Test Code	Prep Method	Prep Date	By	Analytical Method	Analysis Date	By
% Solids SM2540G				SM 2540G	6/29/17 00:00	jessica
PAH Compounds 8270	3510C/3550C	06/29/17	lynda	EPA 8270D	6/29/17 15:58	AH/JB
Volatile Organics (no search) 8260	EPA5030/5035			EPA 8260C	7/3/17 10:45	SG

Lab#: AC98711-004 **Sample ID: SB-21**

Test Code	Prep Method	Prep Date	By	Analytical Method	Analysis Date	By
% Solids SM2540G				SM 2540G	6/29/17 00:00	jessica
Mercury (Soil/Waste) 7471B	EPA 7471B	06/29/17 03:30	snezana	EPA 7471B	7/6/17 13:31	CJA
Organochlorine Pesticides 8081	3510C/3550C	06/30/17 07:30	jir/apatel/mvadalia	EPA 8081B	7/3/17 13:13	MS/MLC/ZM
PCB 8082	3510C/3550C	06/30/17 07:30	jir/apatel/mvadalia	EPA 8082A	6/30/17 22:47	MS/ZM/MLC
Semivolatile Organics (no search) 8270	3510C/3550C	06/29/17	lynda	EPA 8270D	6/29/17 17:08	AH/JB
TAL Metals 6010	3005&10/3050	06/29/17 03:30	snezana	EPA 6010C	6/29/17 13:25	SRB
TAL Metals 6010	3005&10/3050	06/29/17 03:30	snezana	EPA 6010C	6/29/17 21:46	SRB
TAL Metals 6020	3005&10/3050	06/29/17 03:00	snezana	EPA 6020A	6/29/17 15:03	PC
Volatile Organics (no search) 8260	EPA5030/5035			EPA 8260C	7/3/17 17:40	SG

Laboratory Chronicle

Client: Ransom Environmental Consultants, Inc. **HC Project #:** 7062812

Project: CVS-Yonkers (Riverdale)

Lab#: AC98711-005 **Sample ID: SB-3**

Test Code	Prep Method	Prep Date	By	Analytical Method	Analysis Date	By
% Solids SM2540G				SM 2540G	6/29/17 00:00	jessica
Mercury (Soil/Waste) 7471B	EPA 7471B	06/30/17 09:50	aadewusi	EPA 7471B	7/3/17 14:03	CJA
PCB 8082	3510C/3550C	06/30/17 07:30	jir/apatel/mvadalia	EPA 8082A	6/30/17 18:46	MS/MLC/ZM
Semivolatile Organics (no search) 8270	3510C/3550C	06/30/17 06:40	lynda	EPA 8270D	6/30/17 15:59	AH/JB
TAL Metals 6010	3005&10/3050	06/30/17 09:50	aadewusi	EPA 6010C	7/3/17 18:51	SRB
TAL Metals 6010	3005&10/3050	06/30/17 09:50	aadewusi	EPA 6010C	6/30/17 16:49	SRB
TAL Metals 6010	3005&10/3050	06/30/17 09:50	aadewusi	EPA 6010C	6/30/17 19:29	SRB
TAL Metals 6010	3005&10/3050	06/30/17 09:50	aadewusi	EPA 6010C	7/3/17 13:50	SRB
TAL Metals 6020	3005&10/3050	06/30/17 09:50	aadewusi	EPA 6020A	7/1/17 00:55	PC
Volatile Organics (no search) 8260	EPA5030/5035			EPA 8260C	7/3/17 14:37	SG

Lab#: AC98711-006 **Sample ID: SB-11 A**

Test Code	Prep Method	Prep Date	By	Analytical Method	Analysis Date	By
% Solids SM2540G				SM 2540G	6/29/17 00:00	jessica
PAH Compounds 8270	3510C/3550C	06/30/17 06:40	lynda	EPA 8270D	6/30/17 16:22	AH/JB
PCB 8082	3510C/3550C	06/30/17 07:30	jir/apatel/mvadalia	EPA 8082A	6/30/17 19:01	MS/MLC/ZM
Volatile Organics (no search) 8260	EPA5030/5035			EPA 8260C	7/3/17 14:54	SG

Lab#: AC98711-007 **Sample ID: SB-11 B**

Test Code	Prep Method	Prep Date	By	Analytical Method	Analysis Date	By
% Solids SM2540G				SM 2540G	6/29/17 00:00	jessica
PAH Compounds 8270	3510C/3550C	06/30/17 06:40	lynda	EPA 8270D	6/30/17 16:46	AH/JB
PCB 8082	3510C/3550C	06/30/17 07:30	jir/apatel/mvadalia	EPA 8082A	6/30/17 19:17	MS/MLC/ZM
Volatile Organics (no search) 8260	EPA5030/5035			EPA 8260C	7/3/17 15:11	SG

Laboratory Chronicle

Client: Ransom Environmental Consultants, Inc. **HC Project #:** 7062812

Project: CVS-Yonkers (Riverdale)

Lab#: AC98711-008 **Sample ID: SB-19**

Test Code	Prep Method	Prep Date	By	Analytical Method	Analysis Date	By
% Solids SM2540G				SM 2540G	6/29/17 00:00	jessica
Mercury (Soil/Waste) 7471B	EPA 7471B	06/30/17 09:50	aadewusi	EPA 7471B	7/3/17 14:04	CJA
PCB 8082	3510C/3550C	06/30/17 07:30	jir/apatel/mvadalia	EPA 8082A	6/30/17 19:32	MS/MLC/ZM
Semivolatile Organics (no search) 8270	3510C/3550C	06/30/17 06:40	lynda	EPA 8270D	6/30/17 17:09	AH/JB
TAL Metals 6010	3005&10/3050	06/30/17 09:50	aadewusi	EPA 6010C	6/30/17 16:52	SRB
TAL Metals 6010	3005&10/3050	06/30/17 09:50	aadewusi	EPA 6010C	7/3/17 18:54	SRB
TAL Metals 6010	3005&10/3050	06/30/17 09:50	aadewusi	EPA 6010C	6/30/17 19:32	SRB
TAL Metals 6010	3005&10/3050	06/30/17 09:50	aadewusi	EPA 6010C	7/3/17 13:53	SRB
TAL Metals 6020	3005&10/3050	06/30/17 09:50	aadewusi	EPA 6020A	7/1/17 01:01	PC
Volatile Organics (no search) 8260	EPA5030/5035			EPA 8260C	7/3/17 15:27	SG

Lab#: AC98711-009 **Sample ID: SB-22**

Test Code	Prep Method	Prep Date	By	Analytical Method	Analysis Date	By
% Solids SM2540G				SM 2540G	6/30/17 00:00	jessica
Mercury (Soil/Waste) 7471B	EPA 7471B	06/30/17 09:50	aadewusi	EPA 7471B	7/3/17 14:06	CJA
Semivolatile Organics (no search) 8270	3510C/3550C			EPA 8270D	6/30/17 17:33	AH/JB
TAL Metals 6010	3005&10/3050	06/30/17 09:50	aadewusi	EPA 6010C	6/30/17 17:05	SRB
TAL Metals 6010	3005&10/3050	06/30/17 09:50	aadewusi	EPA 6010C	6/30/17 19:44	SRB
TAL Metals 6010	3005&10/3050	06/30/17 09:50	aadewusi	EPA 6010C	7/3/17 14:06	SRB
TAL Metals 6010	3005&10/3050	06/30/17 09:50	aadewusi	EPA 6010C	7/3/17 19:07	SRB
TAL Metals 6020	3005&10/3050	06/30/17 09:50	aadewusi	EPA 6020A	7/1/17 01:07	PC
Volatile Organics (no search) 8260	EPA5030/5035			EPA 8260C	7/3/17 15:44	SG

Chain of Custody

7062812 0039

Hampton-Clarke, Inc. (WBE/DBE/SBE)

175 Route 46 West and 2 Madison Road, Fairfield, New Jersey 07004
Ph: 800-426-9992 | 973-244-9770 Fax: 973-244-9787 | 973-439-1458
Service Center: 137-D Gaither Drive, Mount Laurel, New Jersey 08054
Ph (Service Center): 856-780-6057 Fax: 856-780-6056

Hampton-Clarke WBE/DBE/SBE 800-426-9992

A Women-Owned, Disadvantaged, Small Business Enterprise

NELAC/NJ #07071 | PA #68-00463 | NY #11408 | CT #PH-0671 | KY #90124 | DE HSCA Approved

CHAIN OF CUSTODY RECORD

Project # (Lab Use Only): 7062812

Page 1 of 1

Customer Information

1a) Customer: Ransom Env
Address: 2177 Hamilton Ave
Hamilton, NJ
1b) Email/Cell/Fax/Ph: 609-584-0090
1c) Send Invoice to: Ransom
1d) Send Report to: Kim Skibo

Project Information

2a) Project: CVS - Yonkers (Riverdale)
2b) Project Mgr: Kim Skibo
2c) Project Location (City/State): 372 Riverdale Ave, Yonkers NY
2d) Quote/PO # (If Applicable): 0118

3) Reporting Requirements (Please Circle)

Turnaround	Report Type	Electronic Data Deliv.
When Available:	Summary	NJ Hazsite
1 Business Day (100%)*	Results + QC (Waste)	Excel Reg. NJ / (NY) PA
2 Business Days (75%)*	Reduced:	EnviroData
3 Business Days (50%)*	[ ] NJ [✓] NY	EQuIS:
4 Business Days (35%)*	[ ] PA [ ] Other___	[ ] 4-File [ ] EZ
(5) Business Days (25%)	NJ Full / NY ASP CatB	[ ] NYDEC
8 Business Days (Stand.)	NY ASP CatA	[ ] Region 2 or 5
Other:		Other:

* Expedited TAT Not Always Available. Please Check with Lab.

FOR LAB USE ONLY ↓

Batch # AC88711

===> Check If Contingent ===>

Matrix Codes
DW - Drinking Water, S - Soil, A - Air
GW - Ground Water, SL - Sludge
WW - Waste Water, OL - Oil
OT - Other (please specify under item 9, Comments)

7) Analysis (specify methods & parameter lists)

<=== Check If Contingent <===

Lab Sample #	4) Customer Sample ID	5) Matrix	6) Sample Date	6) Sample Time	Composite (C)	Grab (G)	TCL/CP-51 VOCs	PAHs	TAL Metals	TCL/CP-51 SVOCs	PCBs	TCL Pesticides	8) # of Bottles None	MeOH	En Core	NaOH	HCl	H2SO4	HNO3	Other:	9) Comments
001	SB-23	S	6/28/17	0815		G	✓	✓	✓				2		3						
002	SB-18	S	↓	1020		↓	✓	✓	✓	✓	✓		↓		↓						
003	SB-20	S	↓	1145		↓	✓	✓	~~✓~~		~~✓~~		↓		↓						only VOCs + PAHs
004	SB-21	S	↓	1440		✓	✓		✓	✓	✓	✓	↓		↓						

10) Relinquished by:	Accepted by:	Date	Time
Lauren Rojewski	[signature]	6/28/17	15:22
[signature]	[signature]	6/28/17	17:00

11) Sampler (print name): Lauren Rojewski Date: 6/28/17

Additional Notes

Comments, Notes, Special Requirements, HAZARDS

Indicate if low-level methods required to meet current groundwater standards (SPLP for soil):
- [ ] BN or BNA (8270D SIM)
- [ ] VOC (8260C SIM or 8011)
- [ ] SPLP (BN, BNA, Metals)
- [ ] 1,4 Dioxane

For NJ LSRP projects, indicate which standards need to be met:
- [ ] NJDEP GWQS
- [ ] NJDEP SRS
- [ ] NJDEP SPLP
- [ ] Other (specify):

Check if applicable:
- [ ] Project-Specific Reporting Limits
- [ ] High Contaminant Concentrations
- [ ] NJ LSRP Project (also check boxes above/right)

Cooler Temperature: 2.9

Please note NUMBERED items. If not completed your analytical work may be delayed.
A fee of $5/sample will be assessed for storage should sample not be activated for any analysis.

Internal use: sampling plan (check box) HC [ ] or client [ ] FSP#

PROJECT MODIFICATIONS

Client: RANSOM
Project: CVS-Yonkers (Riverdale)

HC Project #: 7062812

---

sherree192.168.1.210
6/29/2017 1:53:18 PM

Per Kim Skibo, samples not on COC get analyzed as follows:

Boring ID	Soil Analytical	Date	Time
SB-3	TCL/CP-51 VOCs, TCL/CP-51 SVOCs, PCBs, TAL Metals	6/27/2017	1445
SB-11A	TCL/CP-51 VOCs, PAHs, PCBs	6/27/2017	1530
SB-11B	TCL/CP-51 VOCs, PAHs, PCBs	6/27/2017	1535
SB-19	TCL/CP-51 VOCs, TCL/CP-51 SVOCs, PCBs, TAL Metals	6/27/2017	1545
SB-22	TCL/CP-51 VOCs, PAHs, TAL Metals	6/27/2017	1630

SB 6/29/17

---

sherree192.168.1.210
7/14/2017 5:19:55 PM

Per Lauren Rojewski, report full list of BNA for -009 already analyzed for PAHs. SB 7/14/17

CONDITION UPON RECEIPT

Batch Number AC98711

Entered By: maxwell
Date Entered 6/28/2017 5:20:00 PM

1	Yes	Is there a corresponding COC included with the samples?
2	Yes	Are the samples in a container such as a cooler or Ice chest?
3	NO	Are the COC seals intact?
4	T0054	<--- Thermometer ID. Please specify the Temperature inside the container (in degC). 2.9
5	Yes	Are the samples refrigerated (where required)/have they arrived on ice?
6	Yes	Are the samples within the holding times for the parameters listed on the COC? IF no, list parameters and samples:
7	Yes	Are all of the sample bottles intact? If no, specify sample numbers broken/leaking
8	Yes	Are all of the sample labels or numbers legible? If no specify:
9	NO	Do the contents match the COC? If no, specify SAMPLE SB-3,SB-11A,SB-11B,SB-19,SB-22, 8 OZ,JAR,2 OZ JAR SOIL,AND ENCORE RECEIVED WITHOU COC
10	Yes	Is there enough sample sent for the analyses listed on the COC? If no, specify:
11	Yes	Are samples preserved correctly?
12	Yes	Was temperature blank present (Place comment below if not)? If not was temperature of samples verified?
13	NA	Other comments ...Specify
14	NA	Corrective actions (Specify item number and corrective action taken).

Internal Chain of Custody

Lab#:	DateTime:	Loc or User	Bot Nu	A/M	Analysis
AC98711-001	06/28/17 17:00	MAXW	0	M	Received
AC98711-001	06/28/17 17:11	MAXW	0	M	Login
AC98711-001	06/28/17 17:31	R12	1	A	NONE
AC98711-001	06/28/17 21:16	PA	1	A	mix
AC98711-001	06/28/17 21:17	R12	1	A	NONE
AC98711-001	06/29/17 08:48	LV	1	A	bn/bna
AC98711-001	06/29/17 08:49	R12	1	A	NONE
AC98711-001	06/30/17 07:35	JIR/AP	1	A	p/p
AC98711-001	06/30/17 07:53	R12	1	A	NONE
AC98711-001	06/28/17 17:31	R12	2	A	NONE
AC98711-001	06/29/17 19:45	R31	4	A	NONE
AC98711-001	06/30/17 12:55	RG	4	A	VOA
AC98711-001	06/30/17 12:56	R31	4	A	NONE
AC98711-001	06/29/17 19:46	F19	5	A	none
AC98711-001	06/30/17 15:10	SG	5	A	VOA
AC98711-001	06/29/17 19:46	F19	6	A	none
AC98711-002	06/28/17 17:00	MAXW	0	M	Received
AC98711-002	06/28/17 17:11	MAXW	0	M	Login
AC98711-002	06/28/17 17:31	R12	1	A	NONE
AC98711-002	06/28/17 21:16	PA	1	A	mix
AC98711-002	06/28/17 21:17	R12	1	A	NONE
AC98711-002	06/29/17 04:57	SP	1	A	tdsi-hg
AC98711-002	06/29/17 04:58	SP	1	A	r12
AC98711-002	06/29/17 08:48	LV	1	A	bn/bna
AC98711-002	06/29/17 08:49	R12	1	A	NONE
AC98711-002	06/30/17 07:35	JIR/AP	1	A	p/p
AC98711-002	06/30/17 07:53	R12	1	A	NONE
AC98711-002	06/28/17 17:31	R12	2	A	NONE
AC98711-002	06/29/17 19:45	R31	4	A	NONE
AC98711-002	06/30/17 12:55	RG	4	A	VOA
AC98711-002	06/30/17 12:56	R31	4	A	NONE
AC98711-002	06/29/17 19:46	F19	5	A	none
AC98711-002	06/30/17 15:10	SG	5	A	VOA
AC98711-002	06/29/17 19:46	F19	6	A	none
AC98711-003	06/28/17 17:00	MAXW	0	M	Received
AC98711-003	06/28/17 17:11	MAXW	0	M	Login
AC98711-003	06/28/17 17:31	R12	1	A	NONE
AC98711-003	06/28/17 21:16	PA	1	A	mix
AC98711-003	06/28/17 21:17	R12	1	A	NONE
AC98711-003	06/29/17 08:48	LV	1	A	bn/bna
AC98711-003	06/29/17 08:49	R12	1	A	NONE
AC98711-003	06/28/17 17:31	R12	2	A	NONE
AC98711-003	06/29/17 19:45	R31	4	A	NONE
AC98711-003	06/30/17 12:55	RG	4	A	VOA
AC98711-003	06/30/17 12:56	R31	4	A	NONE
AC98711-003	06/29/17 19:46	F19	5	A	none
AC98711-003	06/29/17 19:46	F19	6	A	none
AC98711-003	07/03/17 10:33	SG	6	A	VOA
AC98711-004	06/28/17 17:00	MAXW	0	M	Received
AC98711-004	06/28/17 17:11	MAXW	0	M	Login
AC98711-004	06/28/17 17:31	R12	1	A	NONE
AC98711-004	06/28/17 21:16	PA	1	A	mix
AC98711-004	06/28/17 21:17	R12	1	A	NONE
AC98711-004	06/29/17 06:49	SP	1	A	r12
AC98711-004	06/29/17 06:49	SP	1	A	tdsi-hg
AC98711-004	06/29/17 08:48	LV	1	A	bn/bna
AC98711-004	06/29/17 08:49	R12	1	A	NONE
AC98711-004	06/30/17 07:35	JIR/AP	1	A	p/p
AC98711-004	06/30/17 07:53	R12	1	A	NONE
AC98711-004	06/28/17 17:31	R12	2	A	NONE
AC98711-004	06/29/17 19:45	R31	4	A	NONE
AC98711-004	06/30/17 12:55	RG	4	A	VOA
AC98711-004	06/30/17 12:56	R31	4	A	NONE
AC98711-004	06/29/17 19:46	F19	5	A	none
AC98711-004	07/03/17 17:27	WP	5	A	VOA
AC98711-004	06/29/17 19:46	F19	6	A	none
AC98711-004	07/03/17 10:33	SG	6	A	VOA
AC98711-005	06/28/17 17:00	MAXW	0	M	Received
AC98711-005	06/28/17 17:11	MAXW	0	M	Login
AC98711-005	06/28/17 17:31	R12	1	A	NONE
AC98711-005	06/29/17 12:26	JMP	1	A	%solids
AC98711-005	06/29/17 12:27	JMP	1	A	r12
AC98711-005	06/30/17 07:35	JIR/AP	1	A	p/p
AC98711-005	06/30/17 07:53	R12	1	A	NONE
AC98711-005	06/30/17 08:07	LV	1	A	bn/bna
AC98711-005	06/30/17 08:08	R12	1	A	NONE
AC98711-005	06/30/17 09:34	AM	1	A	TDSI/HG
AC98711-005	06/30/17 09:36	R12	1	A	NONE
AC98711-005	06/28/17 17:31	R12	2	A	NONE
AC98711-005	06/28/17 20:24	R31	4	A	NONE
AC98711-005	06/29/17 14:24	RG	4	A	VOA
AC98711-005	06/29/17 14:25	R31	4	A	NONE
AC98711-005	06/28/17 20:24	F19	5	A	none
AC98711-005	06/28/17 20:24	F19	6	A	none
AC98711-005	07/03/17 13:57	WP	6	A	VOA
AC98711-006	06/28/17 17:00	MAXW	0	M	Received
AC98711-006	06/28/17 17:11	MAXW	0	M	Login
AC98711-006	06/28/17 17:31	R12	1	A	NONE
AC98711-006	06/28/17 17:31	R12	2	A	NONE
AC98711-006	06/29/17 12:26	JMP	2	A	%solids
AC98711-006	06/29/17 12:27	JMP	2	A	r12
AC98711-006	06/30/17 07:35	JIR/AP	2	A	p/p
AC98711-006	06/30/17 07:53	R12	2	A	NONE
AC98711-006	06/30/17 08:07	LV	2	A	bn/bna
AC98711-006	06/30/17 08:08	R12	2	A	NONE
AC98711-006	06/28/17 20:24	R31	4	A	NONE
AC98711-006	06/29/17 14:24	RG	4	A	VOA
AC98711-006	06/29/17 14:25	R31	4	A	NONE
AC98711-006	06/28/17 20:24	F19	5	A	none
AC98711-006	06/28/17 20:24	F19	6	A	none
AC98711-006	07/03/17 13:57	WP	6	A	VOA
AC98711-007	06/28/17 17:00	MAXW	0	M	Received
AC98711-007	06/28/17 17:11	MAXW	0	M	Login
AC98711-007	06/28/17 17:31	R12	1	A	NONE
AC98711-007	06/29/17 12:26	JMP	1	A	%solids
AC98711-007	06/29/17 12:27	JMP	1	A	r12
AC98711-007	06/30/17 07:35	JIR/AP	1	A	p/p
AC98711-007	06/30/17 07:53	R12	1	A	NONE
AC98711-007	06/30/17 08:07	LV	1	A	bn/bna
AC98711-007	06/30/17 08:08	R12	1	A	NONE
AC98711-007	06/28/17 17:31	R12	2	A	NONE
AC98711-007	06/28/17 20:24	R31	4	A	NONE
AC98711-007	06/29/17 14:24	RG	4	A	VOA
AC98711-007	06/29/17 14:25	R31	4	A	NONE
AC98711-007	06/28/17 20:24	F19	5	A	none
AC98711-007	06/28/17 20:24	F19	6	A	none
AC98711-007	07/03/17 13:57	WP	6	A	VOA
AC98711-008	06/28/17 17:00	MAXW	0	M	Received
AC98711-008	06/28/17 17:11	MAXW	0	M	Login
AC98711-008	06/28/17 17:31	R12	1	A	NONE
AC98711-008	06/29/17 12:26	JMP	1	A	%solids
AC98711-008	06/29/17 12:27	JMP	1	A	r12
AC98711-008	06/30/17 07:35	JIR/AP	1	A	p/p
AC98711-008	06/30/17 07:53	R12	1	A	NONE
AC98711-008	06/30/17 08:07	LV	1	A	bn/bna
AC98711-008	06/30/17 08:08	R12	1	A	NONE
AC98711-008	06/30/17 09:34	AM	1	A	TDSI/HG
AC98711-008	06/30/17 09:36	R12	1	A	NONE
AC98711-008	06/28/17 17:31	R12	2	A	NONE
AC98711-008	06/28/17 20:24	R31	4	A	NONE
AC98711-008	06/29/17 14:24	RG	4	A	VOA
AC98711-008	06/29/17 14:25	R31	4	A	NONE
AC98711-008	06/28/17 20:24	F19	5	A	none
AC98711-008	06/28/17 20:24	F19	6	A	none
AC98711-008	07/03/17 13:57	WP	6	A	VOA
AC98711-009	06/28/17 17:00	MAXW	0	M	Received
AC98711-009	06/28/17 17:17	MAXW	0	M	Login
AC98711-009	06/28/17 17:31	R12	1	A	NONE
AC98711-009	06/29/17 20:45	PA	1	A	mix
AC98711-009	06/29/17 20:45	R12	1	A	NONE
AC98711-009	06/30/17 05:53	JMP	1	A	%solids
AC98711-009	06/30/17 08:50	R12	1	A	NONE
AC98711-009	06/30/17 09:34	AM	1	A	TDSI/HG
AC98711-009	06/30/17 09:36	R12	1	A	NONE
AC98711-009	06/28/17 17:31	R12	2	A	NONE
AC98711-009	06/30/17 08:49	LV	2	A	bn/bna
AC98711-009	06/30/17 08:49	R12	2	A	NONE
AC98711-009	06/28/17 20:24	R31	4	A	NONE
AC98711-009	06/29/17 14:24	RG	4	A	VOA
AC98711-009	06/29/17 14:25	R31	4	A	NONE

Samples marked as received are stored in coolers or refrigerator R12, or R24 at 4 deg C until Login

Internal Chain of Custody

Lab#:	DateTime:	Loc or User	Bot Nu	A/M	Analysis	Lab#:	DateTime:	Loc or User	Bot Nu	A/M	Analysis
AC98711-009	06/28/17 20:24	F19	5	A	none						
AC98711-009	06/28/17 20:24	F19	6	A	none						
AC98711-009	07/03/17 13:57	WP	6	A	VOA						

Samples marked as received are stored in coolers or refrigerator R12, or R24 at 4 deg C until Login

Volatile Data

Form1

ORGANICS VOLATILE REPORT

Sample Number: AC98711-001
Client Id: SB-23
Data File: 6M55536.D
Analysis Date: 06/30/17 17:22
Date Rec/Extracted: 06/28/17-NA
Column: DB-624 25M 0.200mm ID 1.12um film

Method: EPA 8260C
Matrix: Soil
Initial Vol: 5.37g
Final Vol: NA
Dilution: 0.931
Solids: 84

Units: mg/Kg

Cas #	Compound	RL	Conc	Cas #	Compound	RL	Conc
71-55-6	1,1,1-Trichloroethane	0.0022	U	108-90-7	Chlorobenzene	0.0022	U
79-34-5	1,1,2,2-Tetrachloroethane	0.0022	U	75-00-3	Chloroethane	0.0022	U
76-13-1	1,1,2-Trichloro-1,2,2-trifluor	0.0022	U	67-66-3	Chloroform	0.0022	U
79-00-5	1,1,2-Trichloroethane	0.0022	U	74-87-3	Chloromethane	0.0022	U
75-34-3	1,1-Dichloroethane	0.0022	U	156-59-2	cis-1,2-Dichloroethene	0.0022	U
75-35-4	1,1-Dichloroethene	0.0022	U	10061-01-5	cis-1,3-Dichloropropene	0.0022	U
87-61-6	1,2,3-Trichlorobenzene	0.0022	U	110-82-7	Cyclohexane	0.0022	U
120-82-1	1,2,4-Trichlorobenzene	0.0022	U	124-48-1	Dibromochloromethane	0.0022	U
95-63-6	1,2,4-Trimethylbenzene	0.0011	U	75-71-8	Dichlorodifluoromethane	0.0022	U
96-12-8	1,2-Dibromo-3-Chloropropa	0.0022	U	100-41-4	Ethylbenzene	0.0011	U
106-93-4	1,2-Dibromoethane	0.0011	U	98-82-8	Isopropylbenzene	0.0011	U
95-50-1	1,2-Dichlorobenzene	0.0022	U	79601-23-1	m&p-Xylenes	0.0011	U
107-06-2	1,2-Dichloroethane	0.0022	U	79-20-9	Methyl Acetate	0.0022	U
78-87-5	1,2-Dichloropropane	0.0022	U	108-87-2	Methylcyclohexane	0.0022	U
108-67-8	1,3,5-Trimethylbenzene	0.0011	U	75-09-2	Methylene Chloride	0.0022	U
541-73-1	1,3-Dichlorobenzene	0.0022	U	1634-04-4	Methyl-t-butyl ether	0.0011	U
106-46-7	1,4-Dichlorobenzene	0.0022	U	104-51-8	n-Butylbenzene	0.0011	U
123-91-1	1,4-Dioxane	0.11	U	103-65-1	n-Propylbenzene	0.0011	U
78-93-3	2-Butanone	0.0022	U	95-47-6	o-Xylene	0.0011	U
591-78-6	2-Hexanone	0.0022	U	135-98-8	sec-Butylbenzene	0.0011	U
99-87-6	4-Isopropyltoluene	0.0011	U	100-42-5	Styrene	0.0022	U
108-10-1	4-Methyl-2-Pentanone	0.0022	U	98-06-6	t-Butylbenzene	0.0011	U
67-64-1	Acetone	0.011	U	127-18-4	Tetrachloroethene	0.0022	U
71-43-2	Benzene	0.0011	U	108-88-3	Toluene	0.0011	U
74-97-5	Bromochloromethane	0.0022	U	156-60-5	trans-1,2-Dichloroethene	0.0022	U
75-27-4	Bromodichloromethane	0.0022	U	10061-02-6	trans-1,3-Dichloropropene	0.0022	U
75-25-2	Bromoform	0.0022	U	79-01-6	Trichloroethene	0.0022	U
74-83-9	Bromomethane	0.0022	U	75-69-4	Trichlorofluoromethane	0.0022	U
75-15-0	Carbon Disulfide	0.0022	U	75-01-4	Vinyl Chloride	0.0022	U
56-23-5	Carbon Tetrachloride	0.0022	U	1330-20-7	Xylenes (Total)	0.0011	U

Worksheet #: 429320

Total Target Concentration 0

ColumnID: (^) Indicates results from 2nd column

U - Indicates the compound was analyzed but not detected.
B - Indicates the analyte was found in the blank as well as in the sample.
E - Indicates the analyte concentration exceeds the calibration range of the instrument.
R - Retention Time Out
J - Indicates an estimated value when a compound is detected at less than the specified detection limit.
d - Pesticide %Diff>40% between columns due to coelution. Lower concentration usea
Chlordane (Total) is sum of a-Chlordane and y-Chlordane.

Quantitation Report (QT Reviewed)

7062812 0046

SampleID : AC98711-001 Operator : SG Qt Meth : 6M_S0615.M
Data File: 6M55536.D Sam Mult : 1 Vial# : 41 Qt On : 07/03/17 10:40
Acq On : 06/30/17 17:22 Misc : S,5G!5 Qt Upd On: 06/15/17 17:02

Data Path : G:\GcMsData\2017\GCMS_6\Data\06-30-17\
Qt Path : G:\GcMsData\2017\GCMS_6\MethodQt\
Qt Resp Via : Initial Calibration

Compound	R.T.	QIon	Response	Conc Units	Dev(Min)
Internal Standards					
4) Fluorobenzene	4.757	96	167484	30.00 ug/l	0.00
52) Chlorobenzene-d5	6.328	117	99834	30.00 ug/l	0.00
70) 1,4-Dichlorobenzene-d4	7.574	152	30795	30.00 ug/l	0.00
System Monitoring Compounds					
37) Dibromofluoromethane	4.371	111	46488	34.76 ug/l	0.00
Spiked Amount 30.000			Recovery	= 115.87%	
39) 1,2-Dichloroethane-d4	4.576	67	21108	35.81 ug/l	0.00
Spiked Amount 30.000			Recovery	= 119.37%	
66) Toluene-d8	5.582	98	148598	26.51 ug/l	0.00
Spiked Amount 30.000			Recovery	= 88.37%	
76) Bromofluorobenzene	6.942	174	28542	29.57 ug/l	0.00
Spiked Amount 30.000			Recovery	= 98.57%	

Target Compounds Qvalue

(#) = qualifier out of range (m) = manual integration (+) = signals summed

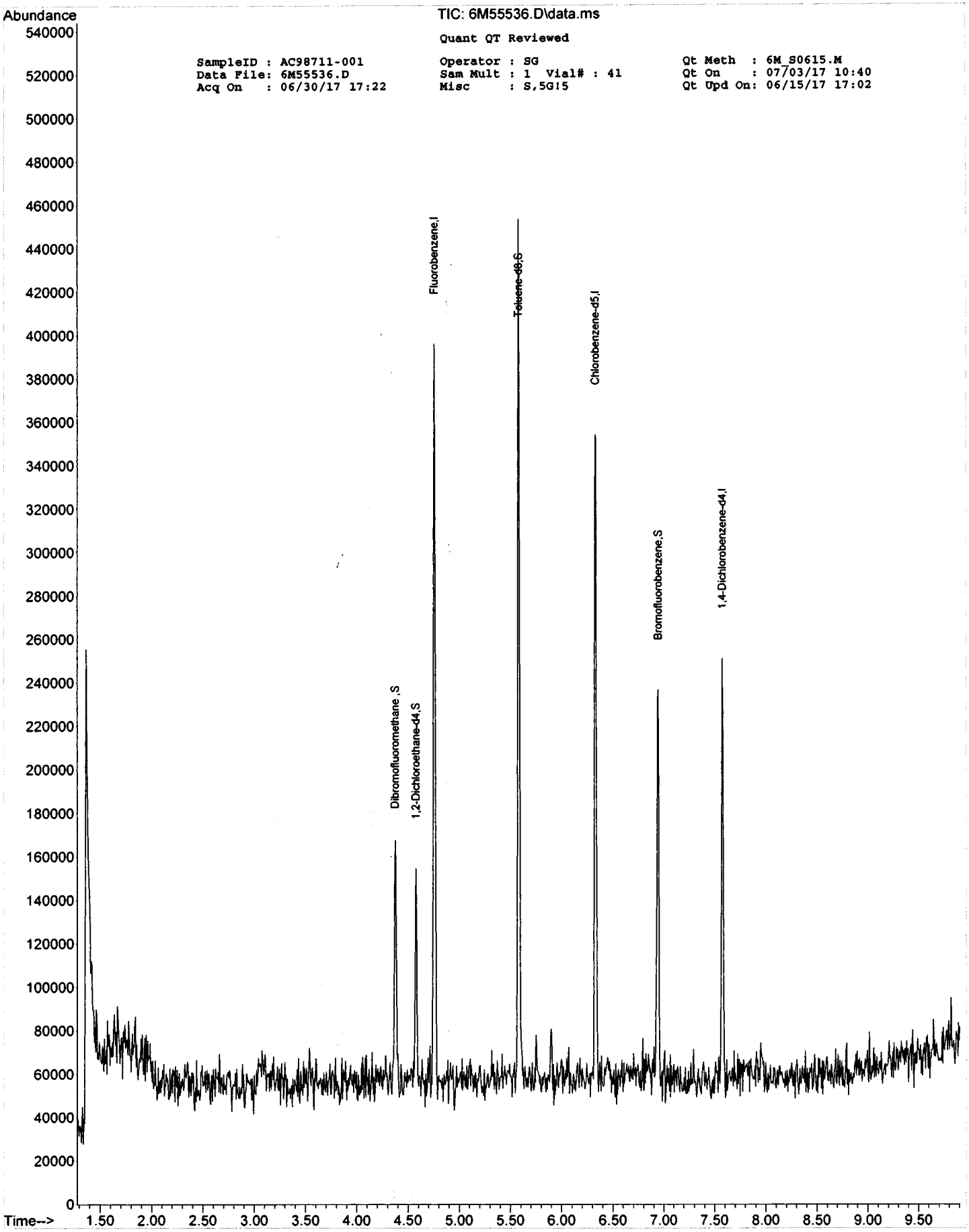
Abundance
TIC: 6M55536.D\data.ms
Quant QT Reviewed
SampleID : AC98711-001
Data File: 6M55536.D
Acq On : 06/30/17 17:22
Operator : SG
Sam Mult : 1 Vial# : 41
Misc : S,5G!5
Qt Meth : 6M_S0615.M
Qt On : 07/03/17 10:40
Qt Upd On: 06/15/17 17:02
Dibromofluoromethane ,S
1,2-Dichloroethane-d4,S
Fluorobenzene,I
Toluene-d8,S
Chlorobenzene-d5,I
Bromofluorobenzene,S
1,4-Dichlorobenzene-d4,I
Time-->

Form1

ORGANICS VOLATILE REPORT

Sample Number: AC98711-002
Client Id: SB-18
Data File: 6M55537.D
Analysis Date: 06/30/17 17:39
Date Rec/Extracted: 06/28/17-NA
Column: DB-624 25M 0.200mm ID 1.12um film

Method: EPA 8260C
Matrix: Soil
Initial Vol: 5.58g
Final Vol: NA
Dilution: 0.896
Solids: 85

Units: mg/Kg

Cas #	Compound	RL	Conc	Cas #	Compound	RL	Conc
71-55-6	1,1,1-Trichloroethane	0.0021	U	108-90-7	Chlorobenzene	0.0021	U
79-34-5	1,1,2,2-Tetrachloroethane	0.0021	U	75-00-3	Chloroethane	0.0021	U
76-13-1	1,1,2-Trichloro-1,2,2-trifluor	0.0021	U	67-66-3	Chloroform	0.0021	U
79-00-5	1,1,2-Trichloroethane	0.0021	U	74-87-3	Chloromethane	0.0021	U
75-34-3	1,1-Dichloroethane	0.0021	U	156-59-2	cis-1,2-Dichloroethene	0.0021	U
75-35-4	1,1-Dichloroethene	0.0021	U	10061-01-5	cis-1,3-Dichloropropene	0.0021	U
87-61-6	1,2,3-Trichlorobenzene	0.0021	U	110-82-7	Cyclohexane	0.0021	U
120-82-1	1,2,4-Trichlorobenzene	0.0021	U	124-48-1	Dibromochloromethane	0.0021	U
95-63-6	1,2,4-Trimethylbenzene	0.0011	U	75-71-8	Dichlorodifluoromethane	0.0021	U
96-12-8	1,2-Dibromo-3-Chloropropa	0.0021	U	100-41-4	Ethylbenzene	0.0011	U
106-93-4	1,2-Dibromoethane	0.0011	U	98-82-8	Isopropylbenzene	0.0011	U
95-50-1	1,2-Dichlorobenzene	0.0021	U	79601-23-1	m&p-Xylenes	0.0011	U
107-06-2	1,2-Dichloroethane	0.0021	U	79-20-9	Methyl Acetate	0.0021	U
78-87-5	1,2-Dichloropropane	0.0021	U	108-87-2	Methylcyclohexane	0.0021	U
108-67-8	1,3,5-Trimethylbenzene	0.0011	U	75-09-2	Methylene Chloride	0.0021	U
541-73-1	1,3-Dichlorobenzene	0.0021	U	1634-04-4	Methyl-t-butyl ether	0.0011	U
106-46-7	1,4-Dichlorobenzene	0.0021	U	104-51-8	n-Butylbenzene	0.0011	U
123-91-1	1,4-Dioxane	0.11	U	103-65-1	n-Propylbenzene	0.0011	U
78-93-3	2-Butanone	0.0021	U	95-47-6	o-Xylene	0.0011	U
591-78-6	2-Hexanone	0.0021	U	135-98-8	sec-Butylbenzene	0.0011	U
99-87-6	4-Isopropyltoluene	0.0011	U	100-42-5	Styrene	0.0021	U
108-10-1	4-Methyl-2-Pentanone	0.0021	U	98-06-6	t-Butylbenzene	0.0011	U
67-64-1	Acetone	0.011	U	127-18-4	Tetrachloroethene	0.0021	U
71-43-2	Benzene	0.0011	U	108-88-3	Toluene	0.0011	U
74-97-5	Bromochloromethane	0.0021	U	156-60-5	trans-1,2-Dichloroethene	0.0021	U
75-27-4	Bromodichloromethane	0.0021	U	10061-02-6	trans-1,3-Dichloropropene	0.0021	U
75-25-2	Bromoform	0.0021	U	79-01-6	Trichloroethene	0.0021	U
74-83-9	Bromomethane	0.0021	U	75-69-4	Trichlorofluoromethane	0.0021	U
75-15-0	Carbon Disulfide	0.0021	U	75-01-4	Vinyl Chloride	0.0021	U
56-23-5	Carbon Tetrachloride	0.0021	U	1330-20-7	Xylenes (Total)	0.0011	U

Worksheet #: 429320

Total Target Concentration 0

ColumnID: (^) Indicates results from 2nd column

U - Indicates the compound was analyzed but not detected.
B - Indicates the analyte was found in the blank as well as in the sample.
E - Indicates the analyte concentration exceeds the calibration range of the instrument.
R - Retention Time Out
J - Indicates an estimated value when a compound is detected at less than the specified detection limit.
d - Pesticide %Diff>40% between columns due to coelution. Lower concentration usea
Chlordane (Total) is sum of a-Chlordane and y-Chlordane.

Quantitation Report (QT Reviewed)

7062812 0049

SampleID : AC98711-002 Operator : SG Qt Meth : 6M_S0615.M
Data File: 6M55537.D Sam Mult : 1 Vial# : 42 Qt On : 07/03/17 10:40
Acq On : 06/30/17 17:39 Misc : S,5G!5 Qt Upd On: 06/15/17 17:02

Data Path : G:\GcMsData\2017\GCMS_6\Data\06-30-17\
Qt Path : G:\GcMsData\2017\GCMS_6\MethodQt\
Qt Resp Via : Initial Calibration

Compound	R.T.	QIon	Response	Conc	Units	Dev(Min)
Internal Standards						
4) Fluorobenzene	4.756	96	164468	30.00	ug/l	0.00
52) Chlorobenzene-d5	6.327	117	99280	30.00	ug/l	0.00
70) 1,4-Dichlorobenzene-d4	7.580	152	35266	30.00	ug/l	0.01
System Monitoring Compounds						
37) Dibromofluoromethane	4.377	111	42128	32.08	ug/l	0.01
Spiked Amount 30.000			Recovery	=	106.93%	
39) 1,2-Dichloroethane-d4	4.575	67	19433	33.58	ug/l	0.00
Spiked Amount 30.000			Recovery	=	111.93%	
66) Toluene-d8	5.581	98	143460	25.74	ug/l	0.00
Spiked Amount 30.000			Recovery	=	85.80%	
76) Bromofluorobenzene	6.941	174	26395	23.88	ug/l	0.00
Spiked Amount 30.000			Recovery	=	79.60%	

Target Compounds Qvalue

(#) = qualifier out of range (m) = manual integration (+) = signals summed

16

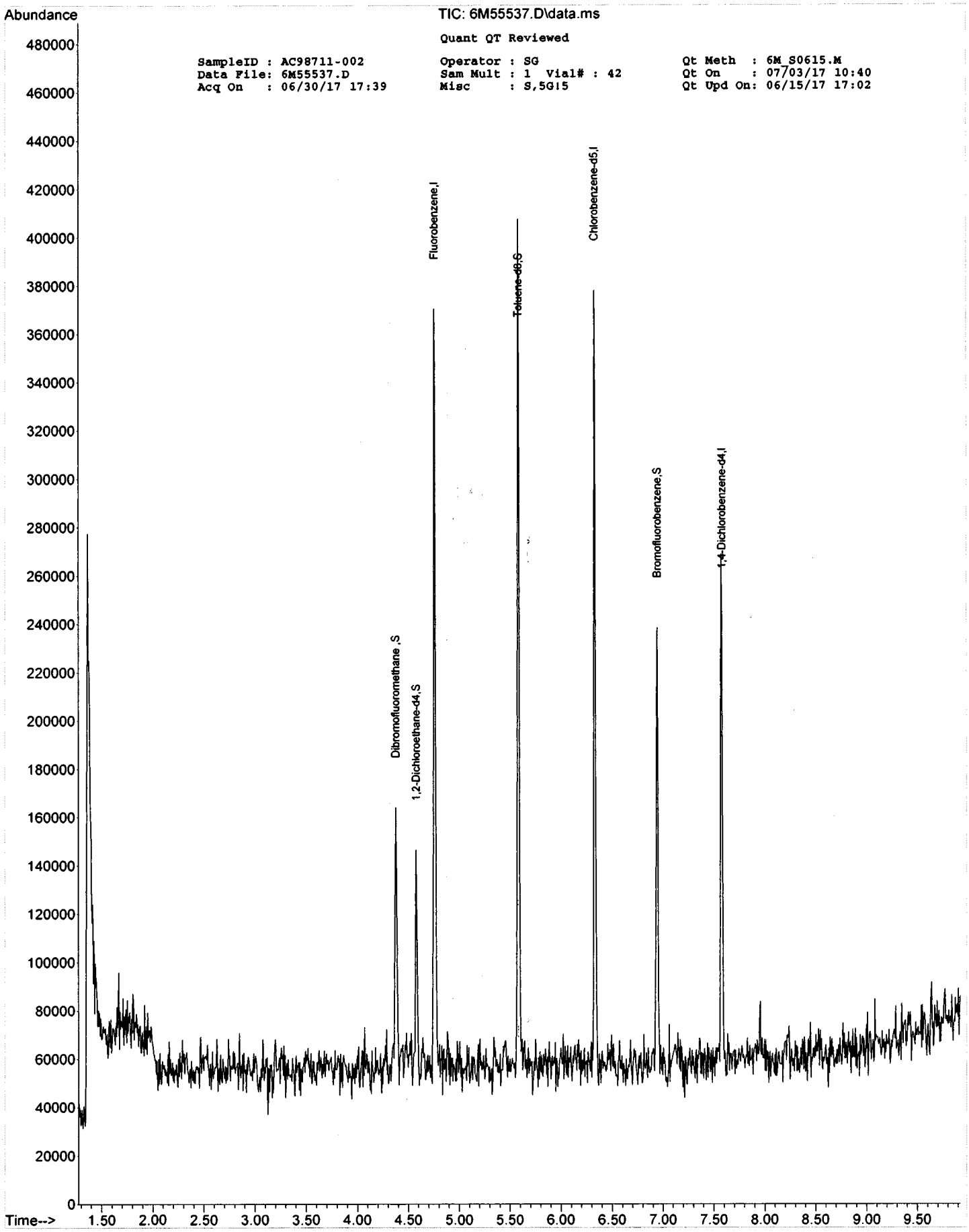
Abundance
TIC: 6M55537.D\data.ms
Quant QT Reviewed
SampleID : AC98711-002
Data File: 6M55537.D
Acq On : 06/30/17 17:39
Operator : SG
Sam Mult : 1 Vial# : 42
Misc : S,5G15
Qt Meth : 6M_S0615.M
Qt On : 07/03/17 10:40
Qt Upd On: 06/15/17 17:02
Dibromofluoromethane ,S
1,2-Dichloroethane-d4,S
Fluorobenzene,I
Toluene-d8,S
Chlorobenzene-d5,I
Bromofluorobenzene,S
1,4-Dichlorobenzene-d4,I
Time-->

Form1

ORGANICS VOLATILE REPORT

Sample Number: AC98711-003
Client Id: SB-20
Data File: 6M55561.D
Analysis Date: 07/03/17 10:45
Date Rec/Extracted: 06/28/17-NA
Column: DB-624 25M 0.200mm ID 1.12um film

Method: EPA 8260C
Matrix: Soil
Initial Vol: 5.79g
Final Vol: NA
Dilution: 0.864
Solids: 90

Units: mg/Kg

Cas #	Compound	RL	Conc	Cas #	Compound	RL	Conc
71-55-6	1,1,1-Trichloroethane	0.0019	U	108-90-7	Chlorobenzene	0.0019	U
79-34-5	1,1,2,2-Tetrachloroethane	0.0019	U	75-00-3	Chloroethane	0.0019	U
76-13-1	1,1,2-Trichloro-1,2,2-trifluor	0.0019	U	67-66-3	Chloroform	0.0019	U
79-00-5	1,1,2-Trichloroethane	0.0019	U	74-87-3	Chloromethane	0.0019	U
75-34-3	1,1-Dichloroethane	0.0019	U	156-59-2	cis-1,2-Dichloroethene	0.0019	U
75-35-4	1,1-Dichloroethene	0.0019	U	10061-01-5	cis-1,3-Dichloropropene	0.0019	U
87-61-6	1,2,3-Trichlorobenzene	0.0019	U	110-82-7	Cyclohexane	0.0019	U
120-82-1	1,2,4-Trichlorobenzene	0.0019	U	124-48-1	Dibromochloromethane	0.0019	U
95-63-6	1,2,4-Trimethylbenzene	0.00096	U	75-71-8	Dichlorodifluoromethane	0.0019	U
96-12-8	1,2-Dibromo-3-Chloropropa	0.0019	U	100-41-4	Ethylbenzene	0.00096	U
106-93-4	1,2-Dibromoethane	0.00096	U	98-82-8	Isopropylbenzene	0.00096	U
95-50-1	1,2-Dichlorobenzene	0.0019	U	79601-23-1	m&p-Xylenes	0.00096	U
107-06-2	1,2-Dichloroethane	0.0019	U	79-20-9	Methyl Acetate	0.0019	U
78-87-5	1,2-Dichloropropane	0.0019	U	108-87-2	Methylcyclohexane	0.0019	U
108-67-8	1,3,5-Trimethylbenzene	0.00096	U	75-09-2	Methylene Chloride	0.0019	U
541-73-1	1,3-Dichlorobenzene	0.0019	U	1634-04-4	Methyl-t-butyl ether	0.00096	U
106-46-7	1,4-Dichlorobenzene	0.0019	U	104-51-8	n-Butylbenzene	0.00096	U
123-91-1	1,4-Dioxane	0.096	U	103-65-1	n-Propylbenzene	0.00096	U
78-93-3	2-Butanone	0.0019	U	95-47-6	o-Xylene	0.00096	U
591-78-6	2-Hexanone	0.0019	U	135-98-8	sec-Butylbenzene	0.00096	U
99-87-6	4-Isopropyltoluene	0.00096	U	100-42-5	Styrene	0.0019	U
108-10-1	4-Methyl-2-Pentanone	0.0019	U	98-06-6	t-Butylbenzene	0.00096	U
67-64-1	Acetone	0.0096	U	127-18-4	Tetrachloroethene	0.0019	U
71-43-2	Benzene	0.00096	U	108-88-3	Toluene	0.00096	U
74-97-5	Bromochloromethane	0.0019	U	156-60-5	trans-1,2-Dichloroethene	0.0019	U
75-27-4	Bromodichloromethane	0.0019	U	10061-02-6	trans-1,3-Dichloropropene	0.0019	U
75-25-2	Bromoform	0.0019	U	79-01-6	Trichloroethene	0.0019	U
74-83-9	Bromomethane	0.0019	U	75-69-4	Trichlorofluoromethane	0.0019	U
75-15-0	Carbon Disulfide	0.0019	U	75-01-4	Vinyl Chloride	0.0019	U
56-23-5	Carbon Tetrachloride	0.0019	U	1330-20-7	Xylenes (Total)	0.00096	U

Worksheet #: 429320

Total Target Concentration 0

ColumnID: (^) Indicates results from 2nd column

U - Indicates the compound was analyzed but not detected.
B - Indicates the analyte was found in the blank as well as in the sample.
E - Indicates the analyte concentration exceeds the calibration range of the instrument.
R - Retention Time Out
J - Indicates an estimated value when a compound is detected at less than the specified detection limit.
d - Pesticide %Diff>40% between columns due to coelution. Lower concentration used
Chlordane (Total) is sum of a-Chlordane and y-Chlordane.

Quantitation Report (QT Reviewed)

7062812 0052

SampleID : AC98711-003 Operator : SG Qt Meth : 6M_S0615.M
Data File: 6M55561.D Sam Mult : 1 Vial# : 15 Qt On : 07/03/17 14:55
Acq On : 07/ 3/17 10:45 Misc : S,5G!6 Qt Upd On: 06/15/17 17:02

Data Path : G:\GcMsData\2017\GCMS_6\Data\07-03-17\
Qt Path : G:\GcMsData\2017\GCMS_6\MethodQt\
Qt Resp Via : Initial Calibration

Compound	R.T.	QIon	Response	Conc	Units	Dev(Min)
Internal Standards						
4) Fluorobenzene	4.750	96	172356	30.00	ug/l	0.00
52) Chlorobenzene-d5	6.328	117	88753	30.00	ug/l	0.00
70) 1,4-Dichlorobenzene-d4	7.574	152	33265	30.00	ug/l	0.00
System Monitoring Compounds						
37) Dibromofluoromethane	4.371	111	41424	30.10	ug/l	0.00
Spiked Amount 30.000			Recovery	=	100.33%	
39) 1,2-Dichloroethane-d4	4.576	67	20422	33.67	ug/l	0.00
Spiked Amount 30.000			Recovery	=	112.23%	
66) Toluene-d8	5.575	98	143168	28.73	ug/l	0.00
Spiked Amount 30.000			Recovery	=	95.77%	
76) Bromofluorobenzene	6.936	174	35399	33.96	ug/l	0.00
Spiked Amount 30.000			Recovery	=	113.20%	

Target Compounds Qvalue

(#) = qualifier out of range (m) = manual integration (+) = signals summed

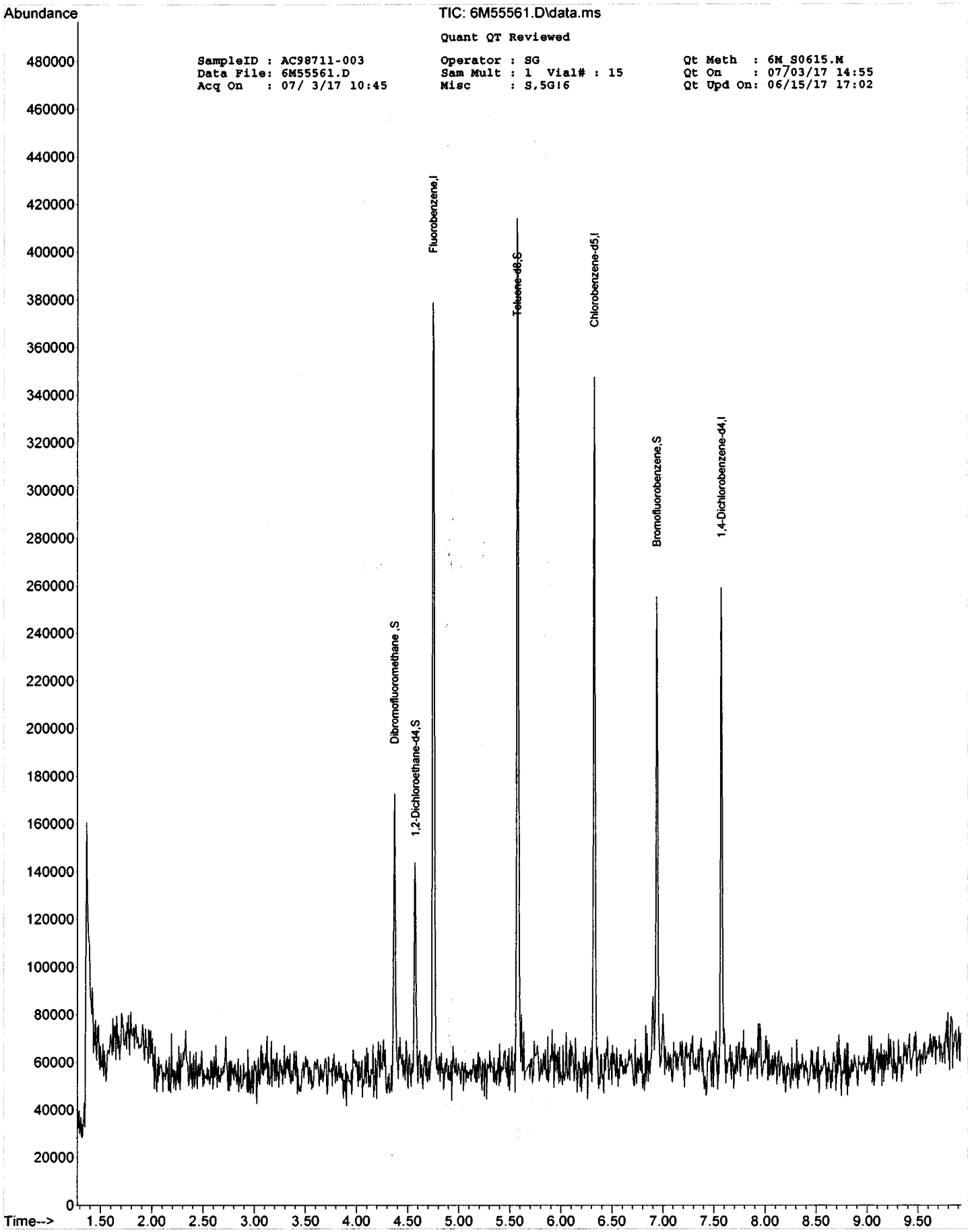
Abundance
TIC: 6M55561.D\data.ms
Quant QT Reviewed
SampleID : AC98711-003
Data File: 6M55561.D
Acq On : 07/ 3/17 10:45
Operator : SG
Sam Mult : 1 Vial# : 15
Misc : S,5G!6
Qt Meth : 6M_S0615.M
Qt On : 07/03/17 14:55
Qt Upd On: 06/15/17 17:02
Dibromofluoromethane ,S
1,2-Dichloroethane-d4,S
Fluorobenzene,I
Toluene-d8,S
Chlorobenzene-d5,I
Bromofluorobenzene,S
1,4-Dichlorobenzene-d4,I
Time-->

Form1

ORGANICS VOLATILE REPORT

Sample Number: AC98711-004
Client Id: SB-21
Data File: 6M55586.D
Analysis Date: 07/03/17 17:40
Date Rec/Extracted: 06/28/17-NA
Column: DB-624 25M 0.200mm ID 1.12um film

Method: EPA 8260C
Matrix: Soil
Initial Vol: 4.6g
Final Vol: NA
Dilution: 1.09
Solids: 84

Units: mg/Kg

Cas #	Compound	RL	Conc	Cas #	Compound	RL	Conc
71-55-6	1,1,1-Trichloroethane	0.0026	U	108-90-7	Chlorobenzene	0.0026	U
79-34-5	1,1,2,2-Tetrachloroethane	0.0026	U	75-00-3	Chloroethane	0.0026	U
76-13-1	1,1,2-Trichloro-1,2,2-trifluor	0.0026	U	67-66-3	Chloroform	0.0026	U
79-00-5	1,1,2-Trichloroethane	0.0026	U	74-87-3	Chloromethane	0.0026	U
75-34-3	1,1-Dichloroethane	0.0026	U	156-59-2	cis-1,2-Dichloroethene	0.0026	U
75-35-4	1,1-Dichloroethene	0.0026	U	10061-01-5	cis-1,3-Dichloropropene	0.0026	U
87-61-6	1,2,3-Trichlorobenzene	0.0026	U	110-82-7	Cyclohexane	0.0026	U
120-82-1	1,2,4-Trichlorobenzene	0.0026	U	124-48-1	Dibromochloromethane	0.0026	U
95-63-6	1,2,4-Trimethylbenzene	0.0013	U	75-71-8	Dichlorodifluoromethane	0.0026	U
96-12-8	1,2-Dibromo-3-Chloropropa	0.0026	U	100-41-4	Ethylbenzene	0.0013	U
106-93-4	1,2-Dibromoethane	0.0013	U	98-82-8	Isopropylbenzene	0.0013	U
95-50-1	1,2-Dichlorobenzene	0.0026	U	79601-23-1	m&p-Xylenes	0.0013	U
107-06-2	1,2-Dichloroethane	0.0026	U	79-20-9	Methyl Acetate	0.0026	U
78-87-5	1,2-Dichloropropane	0.0026	U	108-87-2	Methylcyclohexane	0.0026	U
108-67-8	1,3,5-Trimethylbenzene	0.0013	U	75-09-2	Methylene Chloride	0.0026	U
541-73-1	1,3-Dichlorobenzene	0.0026	U	1634-04-4	Methyl-t-butyl ether	0.0013	U
106-46-7	1,4-Dichlorobenzene	0.0026	U	104-51-8	n-Butylbenzene	0.0013	U
123-91-1	1,4-Dioxane	0.13	U	103-65-1	n-Propylbenzene	0.0013	U
78-93-3	2-Butanone	0.0026	U	95-47-6	o-Xylene	0.0013	U
591-78-6	2-Hexanone	0.0026	U	135-98-8	sec-Butylbenzene	0.0013	U
99-87-6	4-Isopropyltoluene	0.0013	U	100-42-5	Styrene	0.0026	U
108-10-1	4-Methyl-2-Pentanone	0.0026	U	98-06-6	t-Butylbenzene	0.0013	U
67-64-1	Acetone	0.013	U	127-18-4	Tetrachloroethene	0.0026	U
71-43-2	Benzene	0.0013	U	108-88-3	Toluene	0.0013	U
74-97-5	Bromochloromethane	0.0026	U	156-60-5	trans-1,2-Dichloroethene	0.0026	U
75-27-4	Bromodichloromethane	0.0026	U	10061-02-6	trans-1,3-Dichloropropene	0.0026	U
75-25-2	Bromoform	0.0026	U	79-01-6	Trichloroethene	0.0026	U
74-83-9	Bromomethane	0.0026	U	75-69-4	Trichlorofluoromethane	0.0026	U
75-15-0	Carbon Disulfide	0.0026	U	75-01-4	Vinyl Chloride	0.0026	U
56-23-5	Carbon Tetrachloride	0.0026	U	1330-20-7	Xylenes (Total)	0.0013	U

Worksheet #: 429320

Total Target Concentration 0

ColumnID: (^) Indicates results from 2nd column

U - Indicates the compound was analyzed but not detected.
B - Indicates the analyte was found in the blank as well as in the sample.
E - Indicates the analyte concentration exceeds the calibration range of the instrument.
R - Retention Time Out
J - Indicates an estimated value when a compound is detected at less than the specified detection limit.
d - Pesticide %Diff>40% between columns due to coelution. Lower concentration used
Chlordane (Total) is sum of a-Chlordane and y-Chlordane.

Quantitation Report (QT Reviewed)

7062812 0055

SampleID : AC98711-004 Operator : SG Qt Meth : 6M_S0615.M
Data File: 6M55586.D Sam Mult : 1 Vial# : 39 Qt On : 07/03/17 18:21
Acq On : 07/ 3/17 17:40 Misc : S,5g!5 Qt Upd On: 06/15/17 17:02

Data Path : G:\GcMsData\2017\GCMS_6\Data\07-03-17\
Qt Path : G:\GcMsData\2017\GCMS_6\MethodQt\
Qt Resp Via : Initial Calibration

Compound	R.T.	QIon	Response	Conc	Units	Dev(Min)
Internal Standards						
4) Fluorobenzene	4.752	96	162576	30.00	ug/l	0.00
52) Chlorobenzene-d5	6.329	117	87322	30.00	ug/l	0.00
70) 1,4-Dichlorobenzene-d4	7.576	152	31378	30.00	ug/l	0.00
System Monitoring Compounds						
37) Dibromofluoromethane	4.373	111	37757	29.09	ug/l	0.00
Spiked Amount 30.000			Recovery = 96.97%			
39) 1,2-Dichloroethane-d4	4.571	67	17912	31.31	ug/l	0.00
Spiked Amount 30.000			Recovery = 104.37%			
66) Toluene-d8	5.583	98	135886	27.72	ug/l	0.00
Spiked Amount 30.000			Recovery = 92.40%			
76) Bromofluorobenzene	6.938	174	26339	26.78	ug/l	0.00
Spiked Amount 30.000			Recovery = 89.27%			

Target Compounds Qvalue

(#) = qualifier out of range (m) = manual integration (+) = signals summed

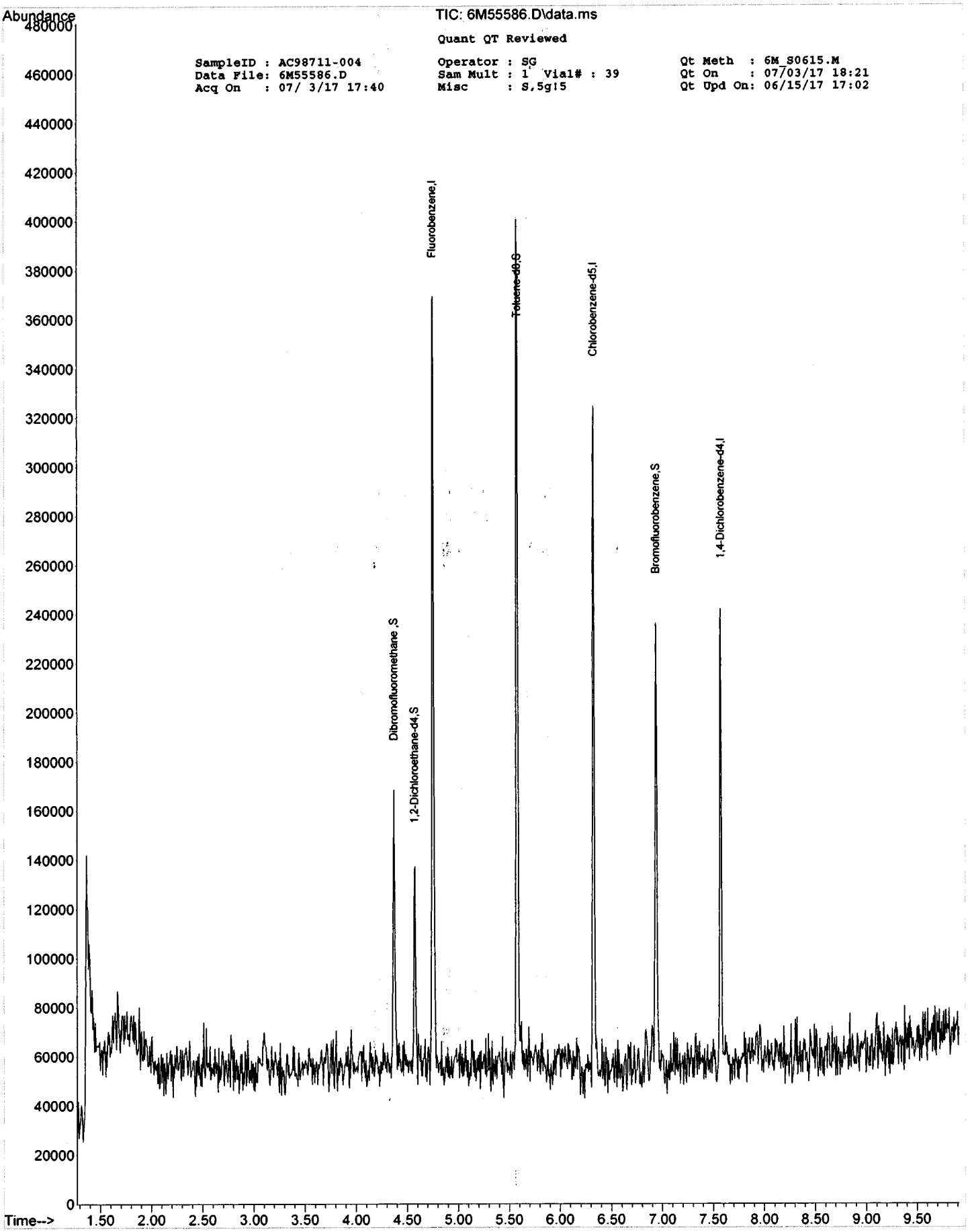
Abundance
TIC: 6M55586.D\data.ms
Quant QT Reviewed
SampleID : AC98711-004
Data File: 6M55586.D
Acq On : 07/ 3/17 17:40
Operator : SG
Sam Mult : 1 Vial# : 39
Misc : S,5g!5
Qt Meth : 6M_S0615.M
Qt On : 07/03/17 18:21
Qt Upd On: 06/15/17 17:02
Dibromofluoromethane ,S
1,2-Dichloroethane-d4,S
Fluorobenzene,I
Toluene-d8,S
Chlorobenzene-d5,I
Bromofluorobenzene,S
1,4-Dichlorobenzene-d4,I
Time-->

Form1

ORGANICS VOLATILE REPORT

Sample Number: AC98711-005
Client Id: SB-3
Data File: 6M55575.D
Analysis Date: 07/03/17 14:37
Date Rec/Extracted: 06/28/17-NA
Column: DB-624 25M 0.200mm ID 1.12um film

Method: EPA 8260C
Matrix: Soil
Initial Vol: 5.46g
Final Vol: NA
Dilution: 0.916
Solids: 85

Units: mg/Kg

Cas #	Compound	RL	Conc	Cas #	Compound	RL	Conc
71-55-6	1,1,1-Trichloroethane	0.0022	U	108-90-7	Chlorobenzene	0.0022	U
79-34-5	1,1,2,2-Tetrachloroethane	0.0022	U	75-00-3	Chloroethane	0.0022	U
76-13-1	1,1,2-Trichloro-1,2,2-trifluor	0.0022	U	67-66-3	Chloroform	0.0022	U
79-00-5	1,1,2-Trichloroethane	0.0022	U	74-87-3	Chloromethane	0.0022	U
75-34-3	1,1-Dichloroethane	0.0022	U	156-59-2	cis-1,2-Dichloroethene	0.0022	U
75-35-4	1,1-Dichloroethene	0.0022	U	10061-01-5	cis-1,3-Dichloropropene	0.0022	U
87-61-6	1,2,3-Trichlorobenzene	0.0022	U	110-82-7	Cyclohexane	0.0022	U
120-82-1	1,2,4-Trichlorobenzene	0.0022	U	124-48-1	Dibromochloromethane	0.0022	U
95-63-6	1,2,4-Trimethylbenzene	0.0011	U	75-71-8	Dichlorodifluoromethane	0.0022	U
96-12-8	1,2-Dibromo-3-Chloropropa	0.0022	U	100-41-4	Ethylbenzene	0.0011	U
106-93-4	1,2-Dibromoethane	0.0011	U	98-82-8	Isopropylbenzene	0.0011	U
95-50-1	1,2-Dichlorobenzene	0.0022	U	79601-23-1	m&p-Xylenes	0.0011	U
107-06-2	1,2-Dichloroethane	0.0022	U	79-20-9	Methyl Acetate	0.0022	U
78-87-5	1,2-Dichloropropane	0.0022	U	108-87-2	Methylcyclohexane	0.0022	U
108-67-8	1,3,5-Trimethylbenzene	0.0011	U	75-09-2	Methylene Chloride	0.0022	U
541-73-1	1,3-Dichlorobenzene	0.0022	U	1634-04-4	Methyl-t-butyl ether	0.0011	U
106-46-7	1,4-Dichlorobenzene	0.0022	U	104-51-8	n-Butylbenzene	0.0011	U
123-91-1	1,4-Dioxane	0.11	U	103-65-1	n-Propylbenzene	0.0011	U
78-93-3	2-Butanone	0.0022	U	95-47-6	o-Xylene	0.0011	U
591-78-6	2-Hexanone	0.0022	U	135-98-8	sec-Butylbenzene	0.0011	U
99-87-6	4-Isopropyltoluene	0.0011	U	100-42-5	Styrene	0.0022	U
108-10-1	4-Methyl-2-Pentanone	0.0022	U	98-06-6	t-Butylbenzene	0.0011	U
67-64-1	Acetone	0.011	U	127-18-4	Tetrachloroethene	0.0022	U
71-43-2	Benzene	0.0011	U	108-88-3	Toluene	0.0011	U
74-97-5	Bromochloromethane	0.0022	U	156-60-5	trans-1,2-Dichloroethene	0.0022	U
75-27-4	Bromodichloromethane	0.0022	U	10061-02-6	trans-1,3-Dichloropropene	0.0022	U
75-25-2	Bromoform	0.0022	U	79-01-6	Trichloroethene	0.0022	U
74-83-9	Bromomethane	0.0022	U	75-69-4	Trichlorofluoromethane	0.0022	U
75-15-0	Carbon Disulfide	0.0022	U	75-01-4	Vinyl Chloride	0.0022	U
56-23-5	Carbon Tetrachloride	0.0022	U	1330-20-7	Xylenes (Total)	0.0011	U

Worksheet #: 429320

Total Target Concentration 0

ColumnID: (^) Indicates results from 2nd column

U - Indicates the compound was analyzed but not detected.
B - Indicates the analyte was found in the blank as well as in the sample.
E - Indicates the analyte concentration exceeds the calibration range of the instrument.
R - Retention Time Out
J - Indicates an estimated value when a compound is detected at less than the specified detection limit.
d - Pesticide %Diff>40% between columns due to coelution. Lower concentration usea
Chlordane (Total) is sum of a-Chlordane and y-Chlordane.

Quantitation Report (QT Reviewed)

7062812 0058

SampleID : AC98711-005 Operator : SG Qt Meth : 6M_S0615.M
Data File: 6M55575.D Sam Mult : 1 Vial# : 29 Qt On : 07/03/17 14:57
Acq On : 07/ 3/17 14:37 Misc : S,5g!6 Qt Upd On: 06/15/17 17:02

Data Path : G:\GcMsData\2017\GCMS_6\Data\07-03-17\
Qt Path : G:\GcMsData\2017\GCMS_6\MethodQt\
Qt Resp Via : Initial Calibration

Compound	R.T.	QIon	Response	Conc Units	Dev(Min)
Internal Standards					
4) Fluorobenzene	4.751	96	178899	30.00 ug/l	0.00
52) Chlorobenzene-d5	6.328	117	103154	30.00 ug/l	0.00
70) 1,4-Dichlorobenzene-d4	7.574	152	39051	30.00 ug/l	0.00
System Monitoring Compounds					
37) Dibromofluoromethane	4.377	111	41506	29.06 ug/l	0.01
Spiked Amount 30.000			Recovery	= 96.87%	
39) 1,2-Dichloroethane-d4	4.576	67	22414	35.60 ug/l	0.00
Spiked Amount 30.000			Recovery	= 118.67%	
66) Toluene-d8	5.576	98	149279	25.78 ug/l	0.00
Spiked Amount 30.000			Recovery	= 85.93%	
76) Bromofluorobenzene	6.936	174	39312	32.12 ug/l	0.00
Spiked Amount 30.000			Recovery	= 107.07%	

Target Compounds Qvalue

(#) = qualifier out of range (m) = manual integration (+) = signals summed

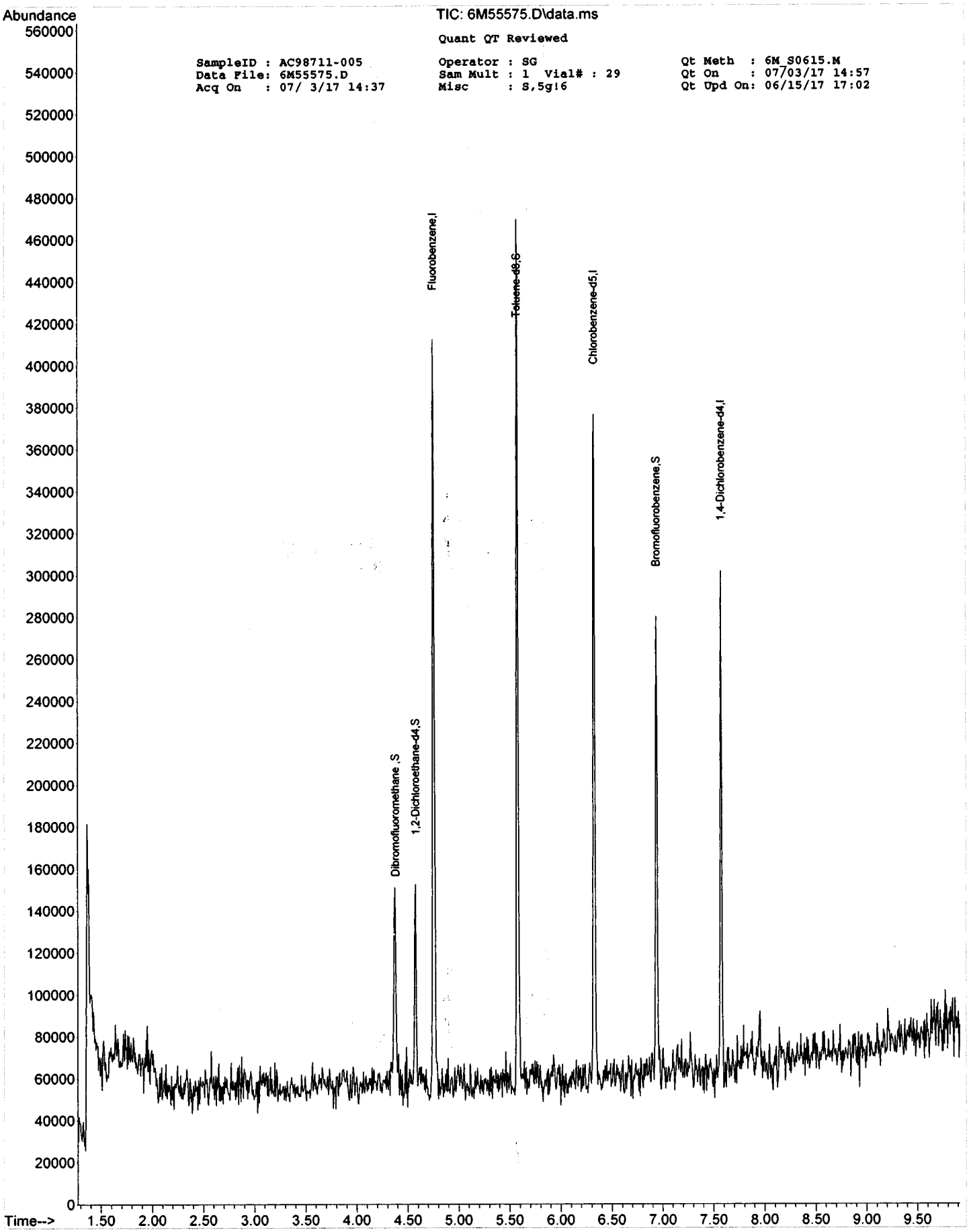
Abundance
TIC: 6M55575.D\data.ms
Quant QT Reviewed
SampleID : AC98711-005
Data File: 6M55575.D
Acq On : 07/ 3/17 14:37
Operator : SG
Sam Mult : 1 Vial# : 29
Misc : S,5g!6
Qt Meth : 6M_S0615.M
Qt On : 07/03/17 14:57
Qt Upd On: 06/15/17 17:02
Dibromofluoromethane ,S
1,2-Dichloroethane-d4,S
Fluorobenzene,I
Toluene-d8,S
Chlorobenzene-d5,I
Bromofluorobenzene,S
1,4-Dichlorobenzene-d4,I
Time-->

Form1

ORGANICS VOLATILE REPORT

Sample Number: AC98711-006
Client Id: SB-11 A
Data File: 6M55576.D
Analysis Date: 07/03/17 14:54
Date Rec/Extracted: 06/28/17-NA
Column: DB-624 25M 0.200mm ID 1.12um film

Method: EPA 8260C
Matrix: Soil
Initial Vol: 4.53g
Final Vol: NA
Dilution: 1.10
Solids: 88

Units: mg/Kg

Cas #	Compound	RL	Conc	Cas #	Compound	RL	Conc
71-55-6	1,1,1-Trichloroethane	0.0025	U	108-90-7	Chlorobenzene	0.0025	U
79-34-5	1,1,2,2-Tetrachloroethane	0.0025	U	75-00-3	Chloroethane	0.0025	U
76-13-1	1,1,2-Trichloro-1,2,2-trifluor	0.0025	U	67-66-3	Chloroform	0.0025	U
79-00-5	1,1,2-Trichloroethane	0.0025	U	74-87-3	Chloromethane	0.0025	U
75-34-3	1,1-Dichloroethane	0.0025	U	156-59-2	cis-1,2-Dichloroethene	0.0025	U
75-35-4	1,1-Dichloroethene	0.0025	U	10061-01-5	cis-1,3-Dichloropropene	0.0025	U
87-61-6	1,2,3-Trichlorobenzene	0.0025	U	110-82-7	Cyclohexane	0.0025	U
120-82-1	1,2,4-Trichlorobenzene	0.0025	U	124-48-1	Dibromochloromethane	0.0025	U
95-63-6	1,2,4-Trimethylbenzene	0.0013	U	75-71-8	Dichlorodifluoromethane	0.0025	U
96-12-8	1,2-Dibromo-3-Chloropropa	0.0025	U	100-41-4	Ethylbenzene	0.0013	U
106-93-4	1,2-Dibromoethane	0.0013	U	98-82-8	Isopropylbenzene	0.0013	U
95-50-1	1,2-Dichlorobenzene	0.0025	U	79601-23-1	m&p-Xylenes	0.0013	U
107-06-2	1,2-Dichloroethane	0.0025	U	79-20-9	Methyl Acetate	0.0025	U
78-87-5	1,2-Dichloropropane	0.0025	U	108-87-2	Methylcyclohexane	0.0025	U
108-67-8	1,3,5-Trimethylbenzene	0.0013	U	75-09-2	Methylene Chloride	0.0025	U
541-73-1	1,3-Dichlorobenzene	0.0025	U	1634-04-4	Methyl-t-butyl ether	0.0013	U
106-46-7	1,4-Dichlorobenzene	0.0025	U	104-51-8	n-Butylbenzene	0.0013	U
123-91-1	1,4-Dioxane	0.13	U	103-65-1	n-Propylbenzene	0.0013	U
78-93-3	2-Butanone	0.0025	U	95-47-6	o-Xylene	0.0013	U
591-78-6	2-Hexanone	0.0025	U	135-98-8	sec-Butylbenzene	0.0013	U
99-87-6	4-Isopropyltoluene	0.0013	U	100-42-5	Styrene	0.0025	U
108-10-1	4-Methyl-2-Pentanone	0.0025	U	98-06-6	t-Butylbenzene	0.0013	U
67-64-1	Acetone	0.013	U	127-18-4	Tetrachloroethene	0.0025	U
71-43-2	Benzene	0.0013	U	108-88-3	Toluene	0.0013	U
74-97-5	Bromochloromethane	0.0025	U	156-60-5	trans-1,2-Dichloroethene	0.0025	U
75-27-4	Bromodichloromethane	0.0025	U	10061-02-6	trans-1,3-Dichloropropene	0.0025	U
75-25-2	Bromoform	0.0025	U	79-01-6	Trichloroethene	0.0025	U
74-83-9	Bromomethane	0.0025	U	75-69-4	Trichlorofluoromethane	0.0025	U
75-15-0	Carbon Disulfide	0.0025	U	75-01-4	Vinyl Chloride	0.0025	U
56-23-5	Carbon Tetrachloride	0.0025	U	1330-20-7	Xylenes (Total)	0.0013	U

Worksheet #: 429320

Total Target Concentration 0

ColumnID: (^) Indicates results from 2nd column

U - Indicates the compound was analyzed but not detected.
B - Indicates the analyte was found in the blank as well as in the sample.
E - Indicates the analyte concentration exceeds the calibration range of the instrument.
R - Retention Time Out
J - Indicates an estimated value when a compound is detected at less than the specified detection limit.
d - Pesticide %Diff>40% between columns due to coelution. Lower concentration usea
Chlordane (Total) is sum of a-Chlordane and y-Chlordane.

Quantitation Report (QT Reviewed)

7062812 0061

SampleID : AC98711-006 Operator : SG Qt Meth : 6M_S0615.M
Data File: 6M55576.D Sam Mult : 1 Vial# : 30 Qt On : 07/03/17 17:21
Acq On : 07/ 3/17 14:54 Misc : S,5g!6 Qt Upd On: 06/15/17 17:02

Data Path : G:\GcMsData\2017\GCMS_6\Data\07-03-17\
Qt Path : G:\GcMsData\2017\GCMS_6\MethodQt\
Qt Resp Via : Initial Calibration

Compound	R.T.	QIon	Response	Conc Units	Dev(Min)
Internal Standards					
4) Fluorobenzene	4.756	96	183326	30.00 ug/l	0.00
52) Chlorobenzene-d5	6.328	117	112541	30.00 ug/l	0.00
70) 1,4-Dichlorobenzene-d4	7.574	152	38367	30.00 ug/l	0.00
System Monitoring Compounds					
37) Dibromofluoromethane	4.371	111	46777	31.96 ug/l	0.00
Spiked Amount 30.000			Recovery	= 106.53%	
39) 1,2-Dichloroethane-d4	4.576	67	20873	32.36 ug/l	0.00
Spiked Amount 30.000			Recovery	= 107.87%	
66) Toluene-d8	5.581	98	157077	24.86 ug/l	0.00
Spiked Amount 30.000			Recovery	= 82.87%	
76) Bromofluorobenzene	6.936	174	41015	34.11 ug/l	0.00
Spiked Amount 30.000			Recovery	= 113.70%	

Target Compounds Qvalue

(#) = qualifier out of range (m) = manual integration (+) = signals summed

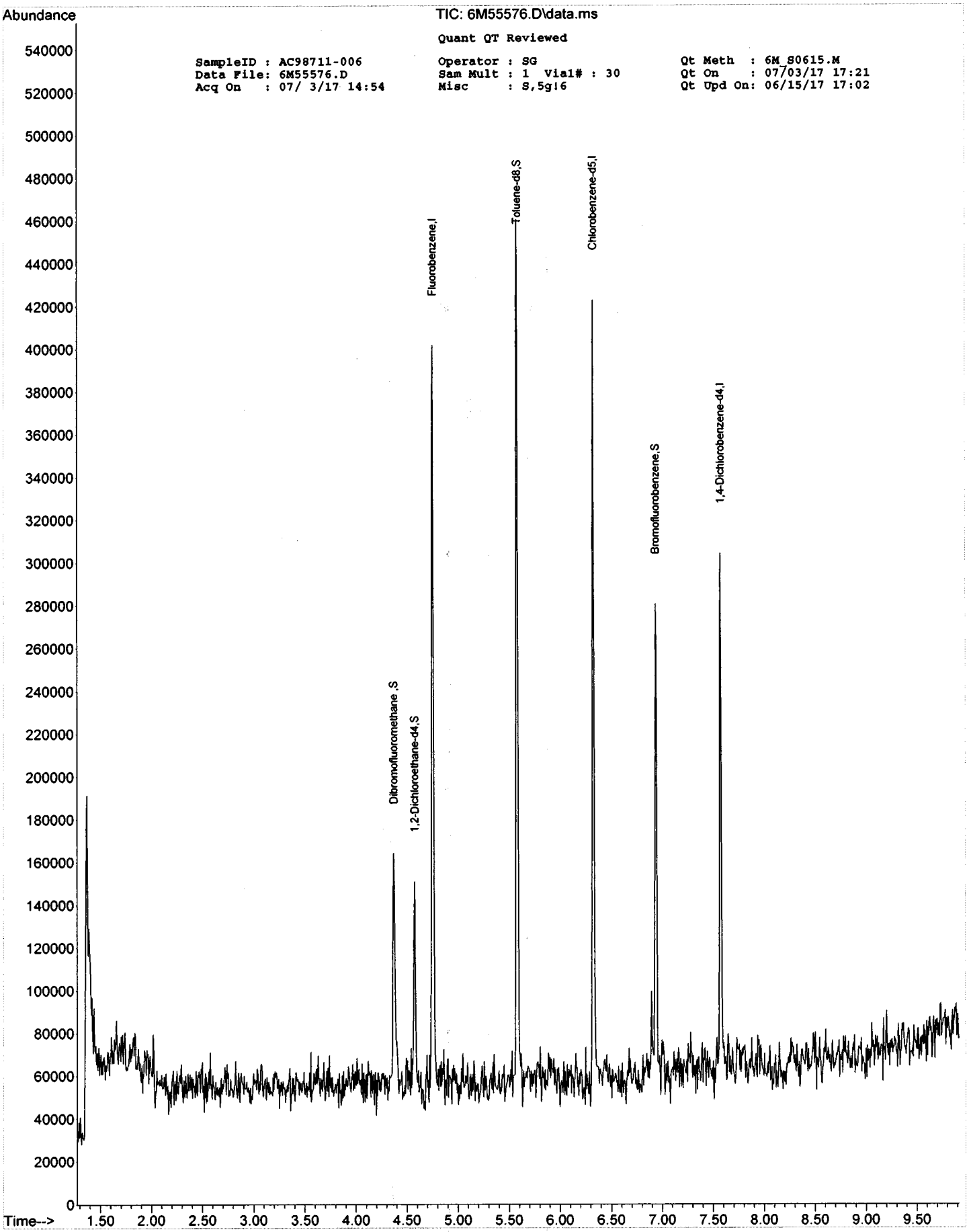
Abundance
TIC: 6M55576.D\data.ms
Quant QT Reviewed
SampleID : AC98711-006
Data File: 6M55576.D
Acq On : 07/ 3/17 14:54
Operator : SG
Sam Mult : 1 Vial# : 30
Misc : S,5g16
Qt Meth : 6M_S0615.M
Qt On : 07/03/17 17:21
Qt Upd On: 06/15/17 17:02
Dibromofluoromethane,S
1,2-Dichloroethane-d4,S
Fluorobenzene,I
Toluene-d8,S
Chlorobenzene-d5,I
Bromofluorobenzene,S
1,4-Dichlorobenzene-d4,I
Time-->

Form1

ORGANICS VOLATILE REPORT

Sample Number: AC98711-007
Client Id: SB-11 B
Data File: 6M55577.D
Analysis Date: 07/03/17 15:11
Date Rec/Extracted: 06/28/17-NA
Column: DB-624 25M 0.200mm ID 1.12um film

Method: EPA 8260C
Matrix: Soil
Initial Vol: 4.98g
Final Vol: NA
Dilution: 1.00
Solids: 85

Units: mg/Kg

Cas #	Compound	RL	Conc	Cas #	Compound	RL	Conc
71-55-6	1,1,1-Trichloroethane	0.0024	U	108-90-7	Chlorobenzene	0.0024	U
79-34-5	1,1,2,2-Tetrachloroethane	0.0024	U	75-00-3	Chloroethane	0.0024	U
76-13-1	1,1,2-Trichloro-1,2,2-trifluor	0.0024	U	67-66-3	Chloroform	0.0024	U
79-00-5	1,1,2-Trichloroethane	0.0024	U	74-87-3	Chloromethane	0.0024	U
75-34-3	1,1-Dichloroethane	0.0024	U	156-59-2	cis-1,2-Dichloroethene	0.0024	U
75-35-4	1,1-Dichloroethene	0.0024	U	10061-01-5	cis-1,3-Dichloropropene	0.0024	U
87-61-6	1,2,3-Trichlorobenzene	0.0024	U	110-82-7	Cyclohexane	0.0024	U
120-82-1	1,2,4-Trichlorobenzene	0.0024	U	124-48-1	Dibromochloromethane	0.0024	U
95-63-6	1,2,4-Trimethylbenzene	0.0012	U	75-71-8	Dichlorodifluoromethane	0.0024	U
96-12-8	1,2-Dibromo-3-Chloropropa	0.0024	U	100-41-4	Ethylbenzene	0.0012	U
106-93-4	1,2-Dibromoethane	0.0012	U	98-82-8	Isopropylbenzene	0.0012	U
95-50-1	1,2-Dichlorobenzene	0.0024	U	79601-23-1	m&p-Xylenes	0.0012	U
107-06-2	1,2-Dichloroethane	0.0024	U	79-20-9	Methyl Acetate	0.0024	U
78-87-5	1,2-Dichloropropane	0.0024	U	108-87-2	Methylcyclohexane	0.0024	U
108-67-8	1,3,5-Trimethylbenzene	0.0012	U	75-09-2	Methylene Chloride	0.0024	U
541-73-1	1,3-Dichlorobenzene	0.0024	U	1634-04-4	Methyl-t-butyl ether	0.0012	U
106-46-7	1,4-Dichlorobenzene	0.0024	U	104-51-8	n-Butylbenzene	0.0012	U
123-91-1	1,4-Dioxane	0.12	U	103-65-1	n-Propylbenzene	0.0012	U
78-93-3	2-Butanone	0.0024	U	95-47-6	o-Xylene	0.0012	U
591-78-6	2-Hexanone	0.0024	U	135-98-8	sec-Butylbenzene	0.0012	U
99-87-6	4-Isopropyltoluene	0.0012	U	100-42-5	Styrene	0.0024	U
108-10-1	4-Methyl-2-Pentanone	0.0024	U	98-06-6	t-Butylbenzene	0.0012	U
67-64-1	Acetone	0.012	U	127-18-4	Tetrachloroethene	0.0024	U
71-43-2	Benzene	0.0012	U	108-88-3	Toluene	0.0012	U
74-97-5	Bromochloromethane	0.0024	U	156-60-5	trans-1,2-Dichloroethene	0.0024	U
75-27-4	Bromodichloromethane	0.0024	U	10061-02-6	trans-1,3-Dichloropropene	0.0024	U
75-25-2	Bromoform	0.0024	U	79-01-6	Trichloroethene	0.0024	U
74-83-9	Bromomethane	0.0024	U	75-69-4	Trichlorofluoromethane	0.0024	U
75-15-0	Carbon Disulfide	0.0024	U	75-01-4	Vinyl Chloride	0.0024	U
56-23-5	Carbon Tetrachloride	0.0024	U	1330-20-7	Xylenes (Total)	0.0012	U

Worksheet #: 429320

Total Target Concentration 0

ColumnID: (^) Indicates results from 2nd column

U - Indicates the compound was analyzed but not detected.
B - Indicates the analyte was found in the blank as well as in the sample.
E - Indicates the analyte concentration exceeds the calibration range of the instrument.
R - Retention Time Out
J - Indicates an estimated value when a compound is detected at less than the specified detection limit.
d - Pesticide %Diff>40% between columns due to coelution. Lower concentration usea
Chlordane (Total) is sum of a-Chlordane and y-Chlordane.

Quantitation Report (QT Reviewed)

7062812 0064

SampleID : AC98711-007 Operator : SG Qt Meth : 6M_S0615.M
Data File: 6M55577.D Sam Mult : 1 Vial# : 31 Qt On : 07/03/17 17:21
Acq On : 07/ 3/17 15:11 Misc : S,5g!6 Qt Upd On: 06/15/17 17:02

Data Path : G:\GcMsData\2017\GCMS_6\Data\07-03-17\
Qt Path : G:\GcMsData\2017\GCMS_6\MethodQt\
Qt Resp Via : Initial Calibration

Compound	R.T.	QIon	Response	Conc	Units	Dev(Min)
Internal Standards						
4) Fluorobenzene	4.757	96	175526	30.00	ug/l	0.00
52) Chlorobenzene-d5	6.329	117	111057	30.00	ug/l	0.00
70) 1,4-Dichlorobenzene-d4	7.575	152	36027	30.00	ug/l	0.00
System Monitoring Compounds						
37) Dibromofluoromethane	4.378	111	46812	33.40	ug/l	0.01
Spiked Amount 30.000			Recovery	=	111.33%	
39) 1,2-Dichloroethane-d4	4.577	67	19805	32.06	ug/l	0.00
Spiked Amount 30.000			Recovery	=	106.87%	
66) Toluene-d8	5.576	98	159976	25.66	ug/l	0.00
Spiked Amount 30.000			Recovery	=	85.53%	
76) Bromofluorobenzene	6.943	174	38399	34.01	ug/l	0.00
Spiked Amount 30.000			Recovery	=	113.37%	

Target Compounds Qvalue

(#) = qualifier out of range (m) = manual integration (+) = signals summed

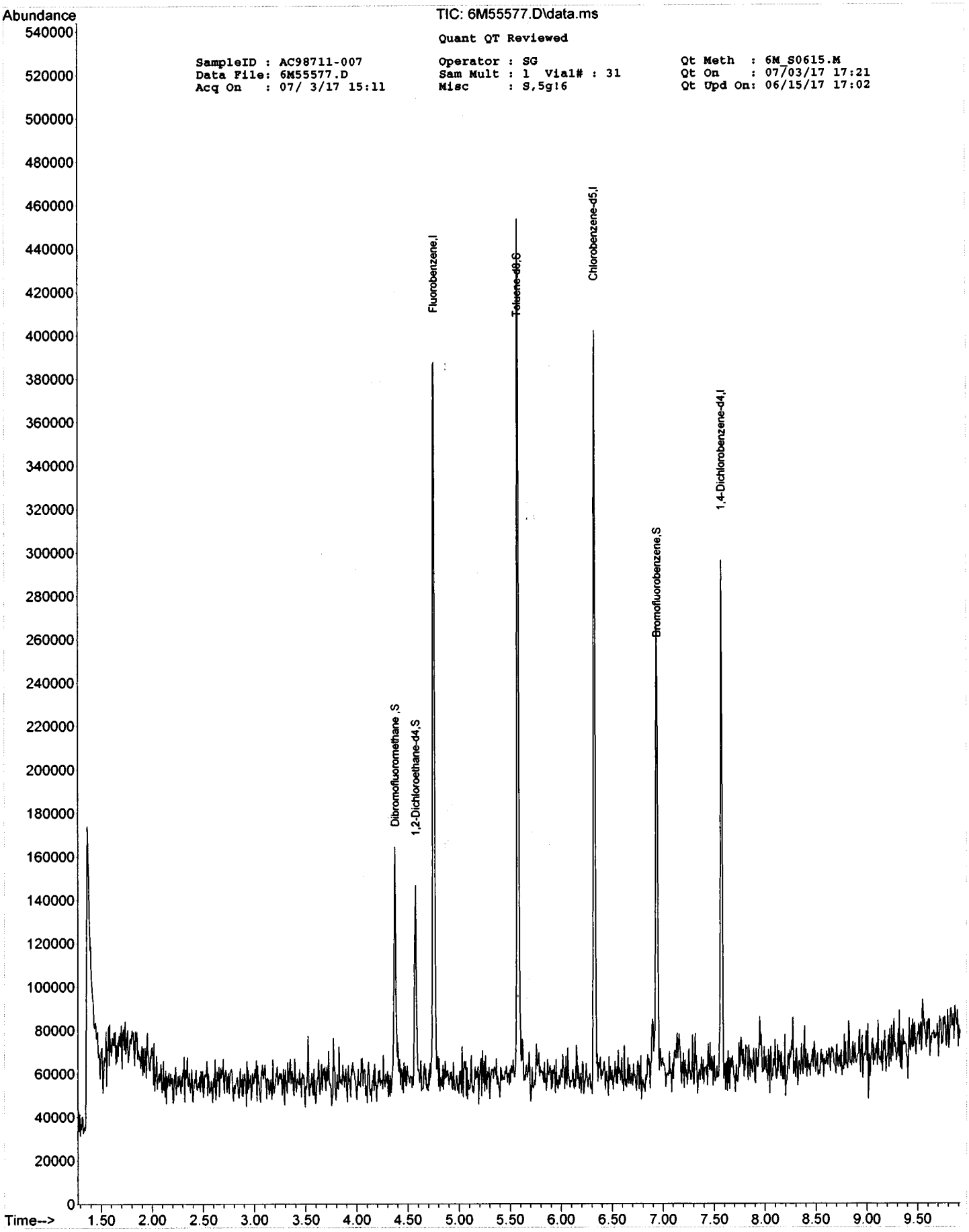
Abundance
TIC: 6M55577.D\data.ms
Quant QT Reviewed
SampleID : AC98711-007
Data File: 6M55577.D
Acq On : 07/ 3/17 15:11
Operator : SG
Sam Mult : 1 Vial# : 31
Misc : S,5g16
Qt Meth : 6M_S0615.M
Qt On : 07/03/17 17:21
Qt Upd On: 06/15/17 17:02
Dibromofluoromethane ,S
1,2-Dichloroethane-d4,S
Fluorobenzene,I
Toluene-d8,S
Chlorobenzene-d5,I
Bromofluorobenzene,S
1,4-Dichlorobenzene-d4,I
Time-->

Form1

ORGANICS VOLATILE REPORT

Sample Number: AC98711-008
Client Id: SB-19
Data File: 6M55578.D
Analysis Date: 07/03/17 15:27
Date Rec/Extracted: 06/28/17-NA
Column: DB-624 25M 0.200mm ID 1.12um film

Method: EPA 8260C
Matrix: Soil
Initial Vol: 4.97g
Final Vol: NA
Dilution: 1.01
Solids: 89

Units: mg/Kg

Cas #	Compound	RL	Conc	Cas #	Compound	RL	Conc
71-55-6	1,1,1-Trichloroethane	0.0023	U	108-90-7	Chlorobenzene	0.0023	U
79-34-5	1,1,2,2-Tetrachloroethane	0.0023	U	75-00-3	Chloroethane	0.0023	U
76-13-1	1,1,2-Trichloro-1,2,2-trifluor	0.0023	U	67-66-3	Chloroform	0.0023	U
79-00-5	1,1,2-Trichloroethane	0.0023	U	74-87-3	Chloromethane	0.0023	U
75-34-3	1,1-Dichloroethane	0.0023	U	156-59-2	cis-1,2-Dichloroethene	0.0023	U
75-35-4	1,1-Dichloroethene	0.0023	U	10061-01-5	cis-1,3-Dichloropropene	0.0023	U
87-61-6	1,2,3-Trichlorobenzene	0.0023	U	110-82-7	Cyclohexane	0.0023	U
120-82-1	1,2,4-Trichlorobenzene	0.0023	U	124-48-1	Dibromochloromethane	0.0023	U
95-63-6	1,2,4-Trimethylbenzene	0.0011	U	75-71-8	Dichlorodifluoromethane	0.0023	U
96-12-8	1,2-Dibromo-3-Chloropropa	0.0023	U	100-41-4	Ethylbenzene	0.0011	U
106-93-4	1,2-Dibromoethane	0.0011	U	98-82-8	Isopropylbenzene	0.0011	U
95-50-1	1,2-Dichlorobenzene	0.0023	U	79601-23-1	m&p-Xylenes	0.0011	U
107-06-2	1,2-Dichloroethane	0.0023	U	79-20-9	Methyl Acetate	0.0023	U
78-87-5	1,2-Dichloropropane	0.0023	U	108-87-2	Methylcyclohexane	0.0023	U
108-67-8	1,3,5-Trimethylbenzene	0.0011	U	75-09-2	Methylene Chloride	0.0023	U
541-73-1	1,3-Dichlorobenzene	0.0023	U	1634-04-4	Methyl-t-butyl ether	0.0011	U
106-46-7	1,4-Dichlorobenzene	0.0023	U	104-51-8	n-Butylbenzene	0.0011	U
123-91-1	1,4-Dioxane	0.11	U	103-65-1	n-Propylbenzene	0.0011	U
78-93-3	2-Butanone	0.0023	U	95-47-6	o-Xylene	0.0011	U
591-78-6	2-Hexanone	0.0023	U	135-98-8	sec-Butylbenzene	0.0011	U
99-87-6	4-Isopropyltoluene	0.0011	U	100-42-5	Styrene	0.0023	U
108-10-1	4-Methyl-2-Pentanone	0.0023	U	98-06-6	t-Butylbenzene	0.0011	U
67-64-1	Acetone	0.011	U	127-18-4	Tetrachloroethene	0.0023	U
71-43-2	Benzene	0.0011	U	108-88-3	Toluene	0.0011	U
74-97-5	Bromochloromethane	0.0023	U	156-60-5	trans-1,2-Dichloroethene	0.0023	U
75-27-4	Bromodichloromethane	0.0023	U	10061-02-6	trans-1,3-Dichloropropene	0.0023	U
75-25-2	Bromoform	0.0023	U	79-01-6	Trichloroethene	0.0023	U
74-83-9	Bromomethane	0.0023	U	75-69-4	Trichlorofluoromethane	0.0023	U
75-15-0	Carbon Disulfide	0.0023	U	75-01-4	Vinyl Chloride	0.0023	U
56-23-5	Carbon Tetrachloride	0.0023	U	1330-20-7	Xylenes (Total)	0.0011	U

Worksheet #: 429320

Total Target Concentration 0

ColumnID: (^) Indicates results from 2nd column

U - Indicates the compound was analyzed but not detected.
B - Indicates the analyte was found in the blank as well as in the sample.
E - Indicates the analyte concentration exceeds the calibration range of the instrument.
R - Retention Time Out
J - Indicates an estimated value when a compound is detected at less than the specified detection limit.
d - Pesticide %Diff>40% between columns due to coelution. Lower concentration usea
Chlordane (Total) is sum of a-Chlordane and y-Chlordane.

Quantitation Report (QT Reviewed)

7062812 0067

SampleID : AC98711-008 Operator : SG Qt Meth : 6M_S0615.M
Data File: 6M55578.D Sam Mult : 1 Vial# : 32 Qt On : 07/03/17 17:22
Acq On : 07/ 3/17 15:27 Misc : S,5g!6 Qt Upd On: 06/15/17 17:02

Data Path : G:\GcMsData\2017\GCMS_6\Data\07-03-17\
Qt Path : G:\GcMsData\2017\GCMS_6\MethodQt\
Qt Resp Via : Initial Calibration

Compound	R.T.	QIon	Response	Conc	Units	Dev(Min)
Internal Standards						
4) Fluorobenzene	4.757	96	166832	30.00	ug/l	0.00
52) Chlorobenzene-d5	6.329	117	104004	30.00	ug/l	0.00
70) 1,4-Dichlorobenzene-d4	7.575	152	30290	30.00	ug/l	0.00
System Monitoring Compounds						
37) Dibromofluoromethane	4.378	111	39943	29.98	ug/l	0.01
Spiked Amount 30.000			Recovery = 99.93%			
39) 1,2-Dichloroethane-d4	4.577	67	23082	39.32	ug/l	0.00
Spiked Amount 30.000			Recovery = 131.07%			
66) Toluene-d8	5.576	98	143118	24.51	ug/l	0.00
Spiked Amount 30.000			Recovery = 81.70%			
76) Bromofluorobenzene	6.937	174	29903	31.50	ug/l	0.00
Spiked Amount 30.000			Recovery = 105.00%			

Target Compounds Qvalue

(#) = qualifier out of range (m) = manual integration (+) = signals summed

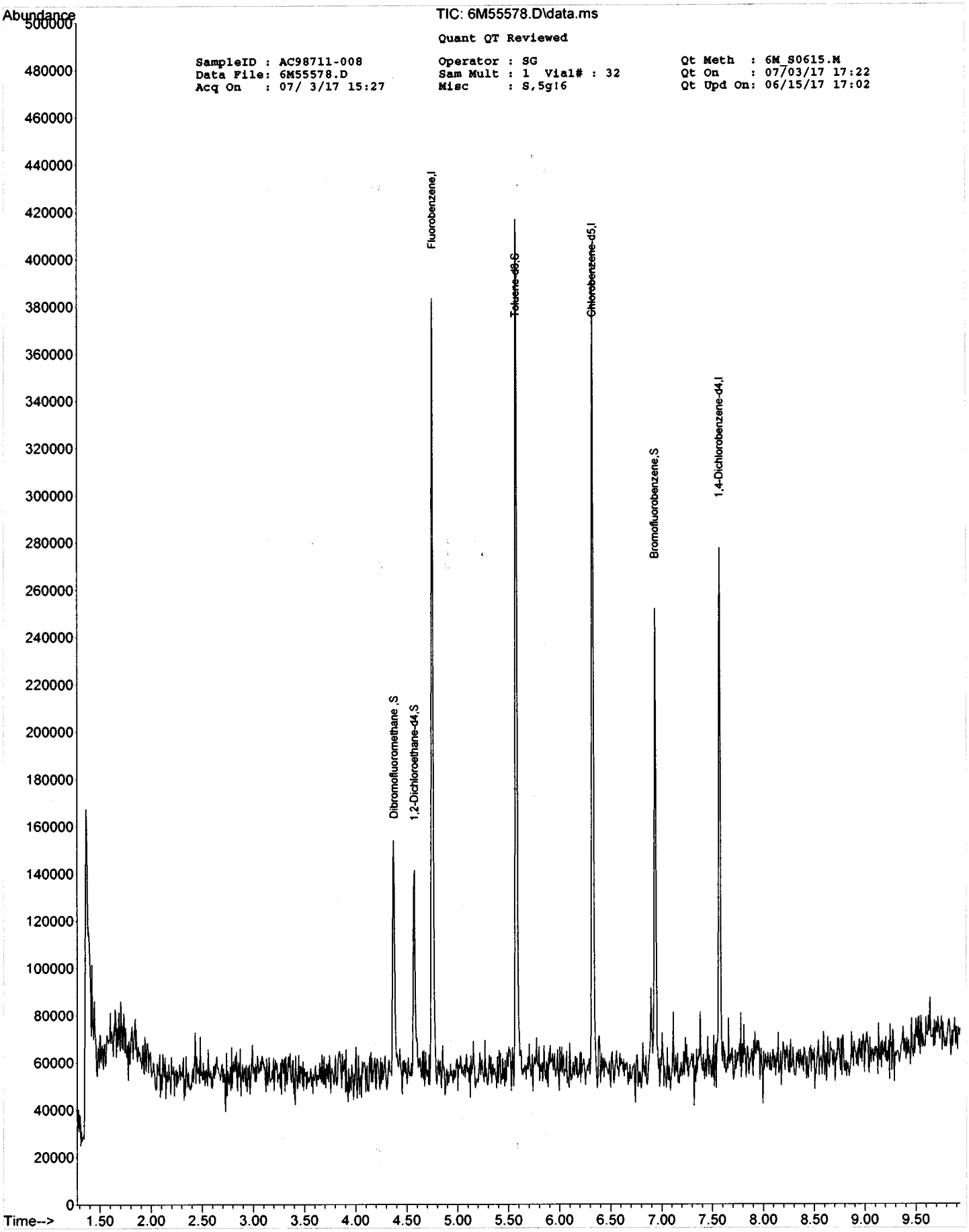
Abundance
TIC: 6M55578.D\data.ms
Quant QT Reviewed
SampleID : AC98711-008
Data File: 6M55578.D
Acq On : 07/ 3/17 15:27
Operator : SG
Sam Mult : 1 Vial# : 32
Misc : S,5g!6
Qt Meth : 6M_S0615.M
Qt On : 07/03/17 17:22
Qt Upd On: 06/15/17 17:02
Dibromofluoromethane ,S
1,2-Dichloroethane-d4,S
Fluorobenzene,I
Toluene-d8,S
Chlorobenzene-d5,I
Bromofluorobenzene,S
1,4-Dichlorobenzene-d4,I
Time-->

Form1

ORGANICS VOLATILE REPORT

Sample Number: AC98711-009
Client Id: SB-22
Data File: 6M55579.D
Analysis Date: 07/03/17 15:44
Date Rec/Extracted: 06/28/17-NA
Column: DB-624 25M 0.200mm ID 1.12um film

Method: EPA 8260C
Matrix: Soil
Initial Vol: 5.77g
Final Vol: NA
Dilution: 0.867
Solids: 86

Units: mg/Kg

Cas #	Compound	RL	Conc	Cas #	Compound	RL	Conc
71-55-6	1,1,1-Trichloroethane	0.0020	U	108-90-7	Chlorobenzene	0.0020	U
79-34-5	1,1,2,2-Tetrachloroethane	0.0020	U	75-00-3	Chloroethane	0.0020	U
76-13-1	1,1,2-Trichloro-1,2,2-trifluor	0.0020	U	67-66-3	Chloroform	0.0020	U
79-00-5	1,1,2-Trichloroethane	0.0020	U	74-87-3	Chloromethane	0.0020	U
75-34-3	1,1-Dichloroethane	0.0020	U	156-59-2	cis-1,2-Dichloroethene	0.0020	U
75-35-4	1,1-Dichloroethene	0.0020	U	10061-01-5	cis-1,3-Dichloropropene	0.0020	U
87-61-6	1,2,3-Trichlorobenzene	0.0020	U	110-82-7	Cyclohexane	0.0020	U
120-82-1	1,2,4-Trichlorobenzene	0.0020	U	124-48-1	Dibromochloromethane	0.0020	U
95-63-6	1,2,4-Trimethylbenzene	0.0010	U	75-71-8	Dichlorodifluoromethane	0.0020	U
96-12-8	1,2-Dibromo-3-Chloropropa	0.0020	U	100-41-4	Ethylbenzene	0.0010	U
106-93-4	1,2-Dibromoethane	0.0010	U	98-82-8	Isopropylbenzene	0.0010	U
95-50-1	1,2-Dichlorobenzene	0.0020	U	79601-23-1	m&p-Xylenes	0.0010	U
107-06-2	1,2-Dichloroethane	0.0020	U	79-20-9	Methyl Acetate	0.0020	U
78-87-5	1,2-Dichloropropane	0.0020	U	108-87-2	Methylcyclohexane	0.0020	U
108-67-8	1,3,5-Trimethylbenzene	0.0010	U	75-09-2	Methylene Chloride	0.0020	U
541-73-1	1,3-Dichlorobenzene	0.0020	U	1634-04-4	Methyl-t-butyl ether	0.0010	U
106-46-7	1,4-Dichlorobenzene	0.0020	U	104-51-8	n-Butylbenzene	0.0010	U
123-91-1	1,4-Dioxane	0.10	U	103-65-1	n-Propylbenzene	0.0010	U
78-93-3	2-Butanone	0.0020	U	95-47-6	o-Xylene	0.0010	U
591-78-6	2-Hexanone	0.0020	U	135-98-8	sec-Butylbenzene	0.0010	U
99-87-6	4-Isopropyltoluene	0.0010	U	100-42-5	Styrene	0.0020	U
108-10-1	4-Methyl-2-Pentanone	0.0020	U	98-06-6	t-Butylbenzene	0.0010	U
67-64-1	Acetone	0.010	U	127-18-4	Tetrachloroethene	0.0020	U
71-43-2	Benzene	0.0010	U	108-88-3	Toluene	0.0010	U
74-97-5	Bromochloromethane	0.0020	U	156-60-5	trans-1,2-Dichloroethene	0.0020	U
75-27-4	Bromodichloromethane	0.0020	U	10061-02-6	trans-1,3-Dichloropropene	0.0020	U
75-25-2	Bromoform	0.0020	U	79-01-6	Trichloroethene	0.0020	U
74-83-9	Bromomethane	0.0020	U	75-69-4	Trichlorofluoromethane	0.0020	U
75-15-0	Carbon Disulfide	0.0020	U	75-01-4	Vinyl Chloride	0.0020	U
56-23-5	Carbon Tetrachloride	0.0020	U	1330-20-7	Xylenes (Total)	0.0010	U

Worksheet #: 429320

Total Target Concentration 0

ColumnID: (^) Indicates results from 2nd column

U - Indicates the compound was analyzed but not detected.
B - Indicates the analyte was found in the blank as well as in the sample.
E - Indicates the analyte concentration exceeds the calibration range of the instrument.
R - Retention Time Out
J - Indicates an estimated value when a compound is detected at less than the specified detection limit.
d - Pesticide %Diff>40% between columns due to coelution. Lower concentration usea
Chlordane (Total) is sum of a-Chlordane and y-Chlordane.

Quantitation Report (QT Reviewed)

7062812 0070

SampleID : AC98711-009 Operator : SG Qt Meth : 6M_S0615.M
Data File: 6M55579.D Sam Mult : 1 Vial# : 33 Qt On : 07/03/17 17:22
Acq On : 07/ 3/17 15:44 Misc : S,5g!5 Qt Upd On: 06/15/17 17:02

Data Path : G:\GcMsData\2017\GCMS_6\Data\07-03-17\
Qt Path : G:\GcMsData\2017\GCMS_6\MethodQt\
Qt Resp Via : Initial Calibration

Compound	R.T.	QIon	Response	Conc Units	Dev(Min)
Internal Standards					
4) Fluorobenzene	4.757	96	168288	30.00 ug/l	0.00
52) Chlorobenzene-d5	6.329	117	93768	30.00 ug/l	0.00
70) 1,4-Dichlorobenzene-d4	7.569	152	37339	30.00 ug/l	0.00
System Monitoring Compounds					
37) Dibromofluoromethane	4.372	111	40011	29.78 ug/l	0.00
Spiked Amount 30.000			Recovery	= 99.27%	
39) 1,2-Dichloroethane-d4	4.571	67	20306	34.29 ug/l	0.00
Spiked Amount 30.000			Recovery	= 114.30%	
66) Toluene-d8	5.582	98	154360	29.32 ug/l	0.00
Spiked Amount 30.000			Recovery	= 97.73%	
76) Bromofluorobenzene	6.937	174	37715	32.23 ug/l	0.00
Spiked Amount 30.000			Recovery	= 107.43%	

Target Compounds Qvalue

(#) = qualifier out of range (m) = manual integration (+) = signals summed

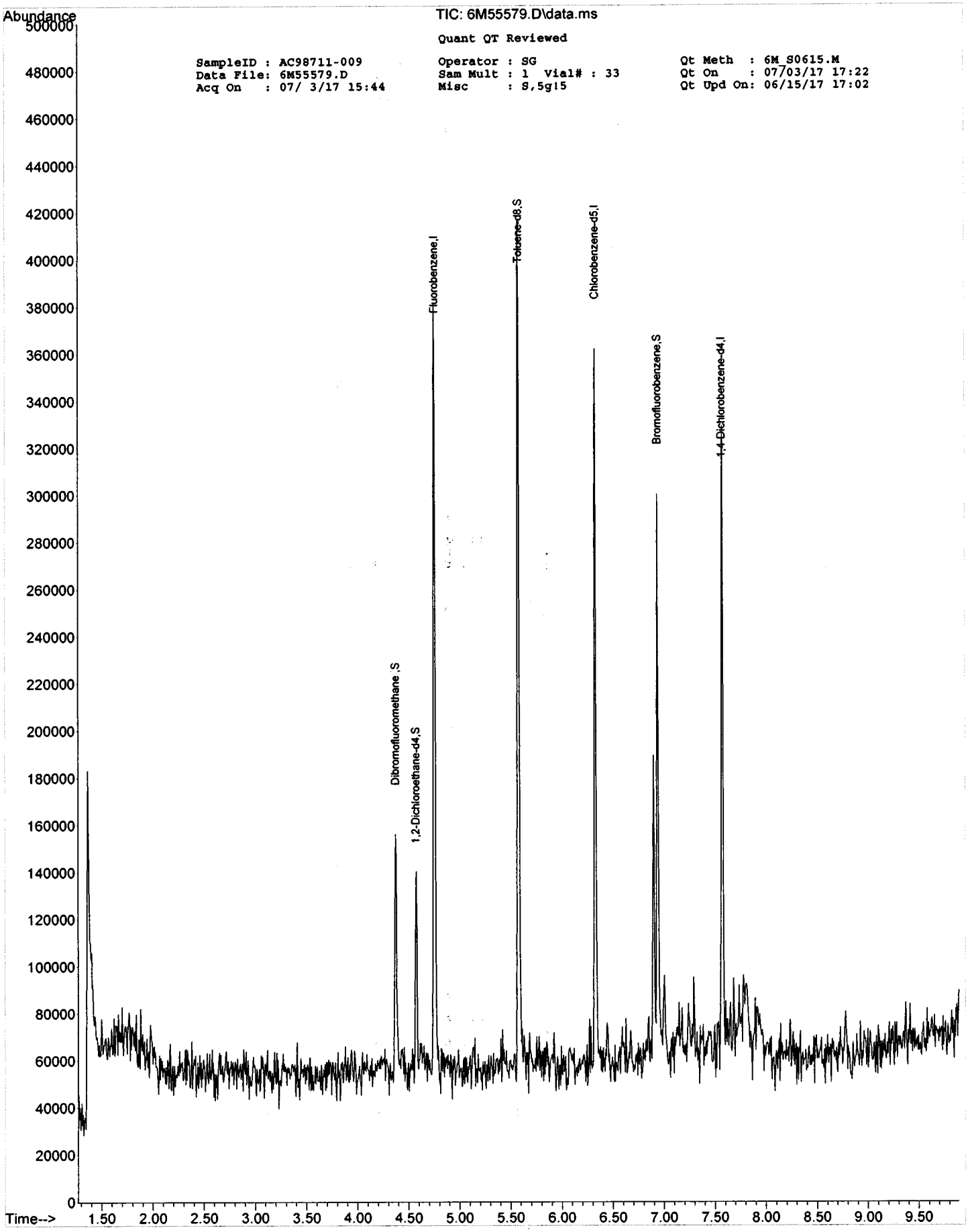
Abundance
TIC: 6M55579.D\data.ms
Quant QT Reviewed
SampleID : AC98711-009
Data File: 6M55579.D
Acq On : 07/ 3/17 15:44
Operator : SG
Sam Mult : 1 Vial# : 33
Misc : S,5g15
Qt Meth : 6M_S0615.M
Qt On : 07/03/17 17:22
Qt Upd On: 06/15/17 17:02
Dibromofluoromethane ,S
1,2-Dichloroethane-d4,S
Fluorobenzene,I
Toluene-d8,S
Chlorobenzene-d5,I
Bromofluorobenzene,S
1,4-Dichlorobenzene-d4,I
Time-->

Form1

ORGANICS VOLATILE REPORT

Sample Number: DAILY BLANK
Client Id:
Data File: 6M55502.D
Analysis Date: 06/30/17 07:45
Date Rec/Extracted:
Column: DB-624 25M 0.200mm ID 1.12um film

Method: EPA 8260C
Matrix: Soil
Initial Vol: 5g
Final Vol: NA
Dilution: 1.00
Solids: 100

Units: mg/Kg

Cas #	Compound	RL	Conc	Cas #	Compound	RL	Conc
71-55-6	1,1,1-Trichloroethane	0.0020	U	108-90-7	Chlorobenzene	0.0020	U
79-34-5	1,1,2,2-Tetrachloroethane	0.0020	U	75-00-3	Chloroethane	0.0020	U
76-13-1	1,1,2-Trichloro-1,2,2-trifluor	0.0020	U	67-66-3	Chloroform	0.0020	U
79-00-5	1,1,2-Trichloroethane	0.0020	U	74-87-3	Chloromethane	0.0020	U
75-34-3	1,1-Dichloroethane	0.0020	U	156-59-2	cis-1,2-Dichloroethene	0.0020	U
75-35-4	1,1-Dichloroethene	0.0020	U	10061-01-5	cis-1,3-Dichloropropene	0.0020	U
87-61-6	1,2,3-Trichlorobenzene	0.0020	U	110-82-7	Cyclohexane	0.0020	U
120-82-1	1,2,4-Trichlorobenzene	0.0020	U	124-48-1	Dibromochloromethane	0.0020	U
95-63-6	1,2,4-Trimethylbenzene	0.0010	U	75-71-8	Dichlorodifluoromethane	0.0020	U
96-12-8	1,2-Dibromo-3-Chloropropa	0.0020	U	100-41-4	Ethylbenzene	0.0010	U
106-93-4	1,2-Dibromoethane	0.0010	U	98-82-8	Isopropylbenzene	0.0010	U
95-50-1	1,2-Dichlorobenzene	0.0020	U	79601-23-1	m&p-Xylenes	0.0010	U
107-06-2	1,2-Dichloroethane	0.0020	U	79-20-9	Methyl Acetate	0.0020	U
78-87-5	1,2-Dichloropropane	0.0020	U	108-87-2	Methylcyclohexane	0.0020	U
108-67-8	1,3,5-Trimethylbenzene	0.0010	U	75-09-2	Methylene Chloride	0.0020	U
541-73-1	1,3-Dichlorobenzene	0.0020	U	1634-04-4	Methyl-t-butyl ether	0.0010	U
106-46-7	1,4-Dichlorobenzene	0.0020	U	104-51-8	n-Butylbenzene	0.0010	U
123-91-1	1,4-Dioxane	0.10	U	103-65-1	n-Propylbenzene	0.0010	U
78-93-3	2-Butanone	0.0020	U	95-47-6	o-Xylene	0.0010	U
591-78-6	2-Hexanone	0.0020	U	135-98-8	sec-Butylbenzene	0.0010	U
99-87-6	4-Isopropyltoluene	0.0010	U	100-42-5	Styrene	0.0020	U
108-10-1	4-Methyl-2-Pentanone	0.0020	U	98-06-6	t-Butylbenzene	0.0010	U
67-64-1	Acetone	0.010	U	127-18-4	Tetrachloroethene	0.0020	U
71-43-2	Benzene	0.0010	U	108-88-3	Toluene	0.0010	U
74-97-5	Bromochloromethane	0.0020	U	156-60-5	trans-1,2-Dichloroethene	0.0020	U
75-27-4	Bromodichloromethane	0.0020	U	10061-02-6	trans-1,3-Dichloropropene	0.0020	U
75-25-2	Bromoform	0.0020	U	79-01-6	Trichloroethene	0.0020	U
74-83-9	Bromomethane	0.0020	U	75-69-4	Trichlorofluoromethane	0.0020	U
75-15-0	Carbon Disulfide	0.0020	U	75-01-4	Vinyl Chloride	0.0020	U
56-23-5	Carbon Tetrachloride	0.0020	U				

Worksheet #: 429320

Total Target Concentration 0

ColumnID: (^) Indicates results from 2nd column

U - Indicates the compound was analyzed but not detected.
B - Indicates the analyte was found in the blank as well as in the sample.
E - Indicates the analyte concentration exceeds the calibration range of the instrument.

R - Retention Time Out
J - Indicates an estimated value when a compound is detected at less than the specified detection limit.
d - Pesticide %Diff>40% between columns due to coelution. Lower concentration usea
Chlordane (Total) is sum of a-Chlordane and y-Chlordane.

Quantitation Report (QT/LSC Reviewed)

7062812 0073

SampleID : DAILY BLANK
Data File: 6M55502.D
Acq On : 06/30/17 07:45

Operator : SG
Sam Mult : 1 Vial# : 7
Misc : S,5G

Qt Meth : 6M_S0615.M
Qt On : 06/30/17 10:33
Qt Upd On: 06/15/17 17:02

Data Path : G:\GcMsData\2017\GCMS_6\Data\06-30-17\
Qt Path : G:\GcMsData\2017\GCMS_6\MethodQt\
Qt Resp Via : Initial Calibration

Compound	R.T.	QIon	Response	Conc	Units	Dev(Min)
Internal Standards						
4) Fluorobenzene	4.751	96	160226	30.00	ug/l	0.00
52) Chlorobenzene-d5	6.328	117	64118	30.00	ug/l	0.00
70) 1,4-Dichlorobenzene-d4	7.574	152	29864	30.00	ug/l	0.00
System Monitoring Compounds						
37) Dibromofluoromethane	4.371	111	32129	25.11	ug/l	0.00
Spiked Amount 30.000			Recovery = 83.70%			
39) 1,2-Dichloroethane-d4	4.570	67	21017	37.28	ug/l	0.00
Spiked Amount 30.000			Recovery = 124.27%			
66) Toluene-d8	5.575	98	131701	36.58	ug/l	0.00
Spiked Amount 30.000			Recovery = 121.93%			
76) Bromofluorobenzene	6.936	174	27002	28.85	ug/l	0.00
Spiked Amount 30.000			Recovery = 96.17%			

Target Compounds Qvalue

(#) = qualifier out of range (m) = manual integration (+) = signals summed

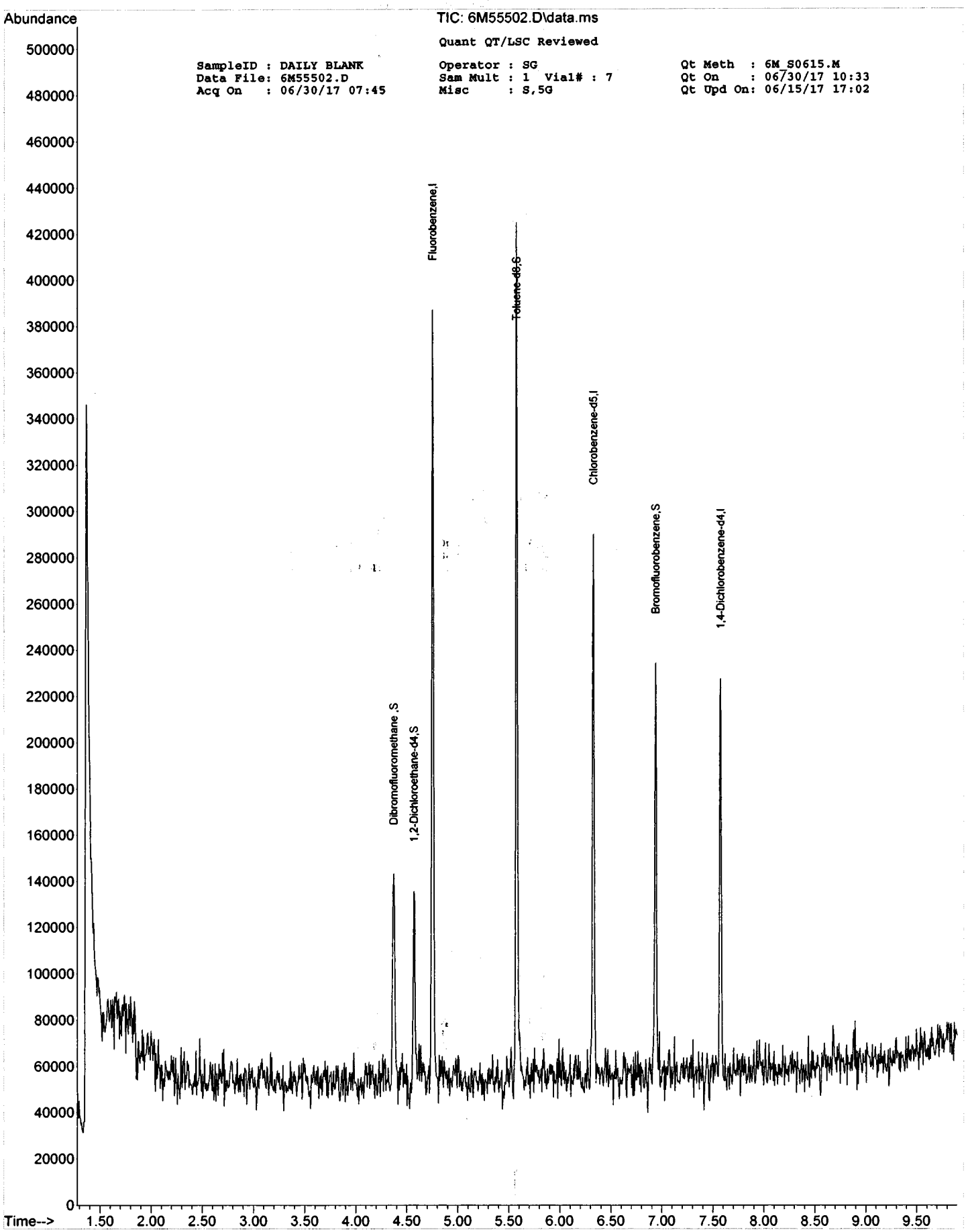
Abundance
TIC: 6M55502.D\data.ms
Quant QT/LSC Reviewed
SampleID : DAILY BLANK
Data File: 6M55502.D
Acq On : 06/30/17 07:45
Operator : SG
Sam Mult : 1 Vial# : 7
Misc : S,5G
Qt Meth : 6M_S0615.M
Qt On : 06/30/17 10:33
Qt Upd On: 06/15/17 17:02
Dibromofluoromethane ,S
1,2-Dichloroethane-d4,S
Fluorobenzene,I
Toluene-d8,S
Chlorobenzene-d5,I
Bromofluorobenzene,S
1,4-Dichlorobenzene-d4,I
Time-->

Form1

ORGANICS VOLATILE REPORT

Sample Number: DAILY BLANK
Client Id:
Data File: 6M55560.D
Analysis Date: 07/03/17 10:29
Date Rec/Extracted:
Column: DB-624 25M 0.200mm ID 1.12um film

Method: EPA 8260C
Matrix: Soil
Initial Vol: 5g
Final Vol: NA
Dilution: 1.00
Solids: 100

Units: mg/Kg

Cas #	Compound	RL	Conc	Cas #	Compound	RL	Conc
71-55-6	1,1,1-Trichloroethane	0.0020	U	108-90-7	Chlorobenzene	0.0020	U
79-34-5	1,1,2,2-Tetrachloroethane	0.0020	U	75-00-3	Chloroethane	0.0020	U
76-13-1	1,1,2-Trichloro-1,2,2-trifluor	0.0020	U	67-66-3	Chloroform	0.0020	U
79-00-5	1,1,2-Trichloroethane	0.0020	U	74-87-3	Chloromethane	0.0020	U
75-34-3	1,1-Dichloroethane	0.0020	U	156-59-2	cis-1,2-Dichloroethene	0.0020	U
75-35-4	1,1-Dichloroethene	0.0020	U	10061-01-5	cis-1,3-Dichloropropene	0.0020	U
87-61-6	1,2,3-Trichlorobenzene	0.0020	U	110-82-7	Cyclohexane	0.0020	U
120-82-1	1,2,4-Trichlorobenzene	0.0020	U	124-48-1	Dibromochloromethane	0.0020	U
95-63-6	1,2,4-Trimethylbenzene	0.0010	U	75-71-8	Dichlorodifluoromethane	0.0020	U
96-12-8	1,2-Dibromo-3-Chloropropa	0.0020	U	100-41-4	Ethylbenzene	0.0010	U
106-93-4	1,2-Dibromoethane	0.0010	U	98-82-8	Isopropylbenzene	0.0010	U
95-50-1	1,2-Dichlorobenzene	0.0020	U	79601-23-1	m&p-Xylenes	0.0010	U
107-06-2	1,2-Dichloroethane	0.0020	U	79-20-9	Methyl Acetate	0.0020	U
78-87-5	1,2-Dichloropropane	0.0020	U	108-87-2	Methylcyclohexane	0.0020	U
108-67-8	1,3,5-Trimethylbenzene	0.0010	U	75-09-2	Methylene Chloride	0.0020	U
541-73-1	1,3-Dichlorobenzene	0.0020	U	1634-04-4	Methyl-t-butyl ether	0.0010	U
106-46-7	1,4-Dichlorobenzene	0.0020	U	104-51-8	n-Butylbenzene	0.0010	U
123-91-1	1,4-Dioxane	0.10	U	103-65-1	n-Propylbenzene	0.0010	U
78-93-3	2-Butanone	0.0020	U	95-47-6	o-Xylene	0.0010	U
591-78-6	2-Hexanone	0.0020	U	135-98-8	sec-Butylbenzene	0.0010	U
99-87-6	4-Isopropyltoluene	0.0010	U	100-42-5	Styrene	0.0020	U
108-10-1	4-Methyl-2-Pentanone	0.0020	U	98-06-6	t-Butylbenzene	0.0010	U
67-64-1	Acetone	0.010	U	127-18-4	Tetrachloroethene	0.0020	U
71-43-2	Benzene	0.0010	U	108-88-3	Toluene	0.0010	U
74-97-5	Bromochloromethane	0.0020	U	156-60-5	trans-1,2-Dichloroethene	0.0020	U
75-27-4	Bromodichloromethane	0.0020	U	10061-02-6	trans-1,3-Dichloropropene	0.0020	U
75-25-2	Bromoform	0.0020	U	79-01-6	Trichloroethene	0.0020	U
74-83-9	Bromomethane	0.0020	U	75-69-4	Trichlorofluoromethane	0.0020	U
75-15-0	Carbon Disulfide	0.0020	U	75-01-4	Vinyl Chloride	0.0020	U
56-23-5	Carbon Tetrachloride	0.0020	U				

Worksheet #: 429320 *Total Target Concentration* 0 ColumnID: (^) Indicates results from 2nd column

U - Indicates the compound was analyzed but not detected.
B - Indicates the analyte was found in the blank as well as in the sample.
E - Indicates the analyte concentration exceeds the calibration range of the instrument.
R - Retention Time Out
J - Indicates an estimated value when a compound is detected at less than the specified detection limit.
d - Pesticide %Diff>40% between columns due to coelution. Lower concentration usea
Chlordane (Total) is sum of a-Chlordane and y-Chlordane.

Quantitation Report (QT/LSC Reviewed)

7062812 0076

SampleID : DAILY BLANK
Data File: 6M55560.D
Acq On : 07/ 3/17 10:29

Operator : SG
Sam Mult : 1 Vial# : 14
Misc : S,5G

Qt Meth : 6M_S0615.M
Qt On : 07/03/17 10:46
Qt Upd On: 06/15/17 17:02

Data Path : G:\GcMsData\2017\GCMS_6\Data\07-03-17\
Qt Path : G:\GcMsData\2017\GCMS_6\MethodQt\
Qt Resp Via : Initial Calibration

Compound	R.T.	QIon	Response	Conc	Units	Dev(Min)
Internal Standards						
4) Fluorobenzene	4.756	96	154165	30.00	ug/l	0.00
52) Chlorobenzene-d5	6.327	117	74122	30.00	ug/l	0.00
70) 1,4-Dichlorobenzene-d4	7.574	152	33139	30.00	ug/l	0.00
System Monitoring Compounds						
37) Dibromofluoromethane	4.371	111	39514	32.10	ug/l	0.00
Spiked Amount 30.000			Recovery	=	107.00%	
39) 1,2-Dichloroethane-d4	4.575	67	21601	39.82	ug/l	0.00
Spiked Amount 30.000			Recovery	=	132.73%	
66) Toluene-d8	5.581	98	129859	31.20	ug/l	0.00
Spiked Amount 30.000			Recovery	=	104.00%	
76) Bromofluorobenzene	6.941	174	29335	28.25	ug/l	0.00
Spiked Amount 30.000			Recovery	=	94.17%	

Target Compounds Qvalue

(#) = qualifier out of range (m) = manual integration (+) = signals summed

16

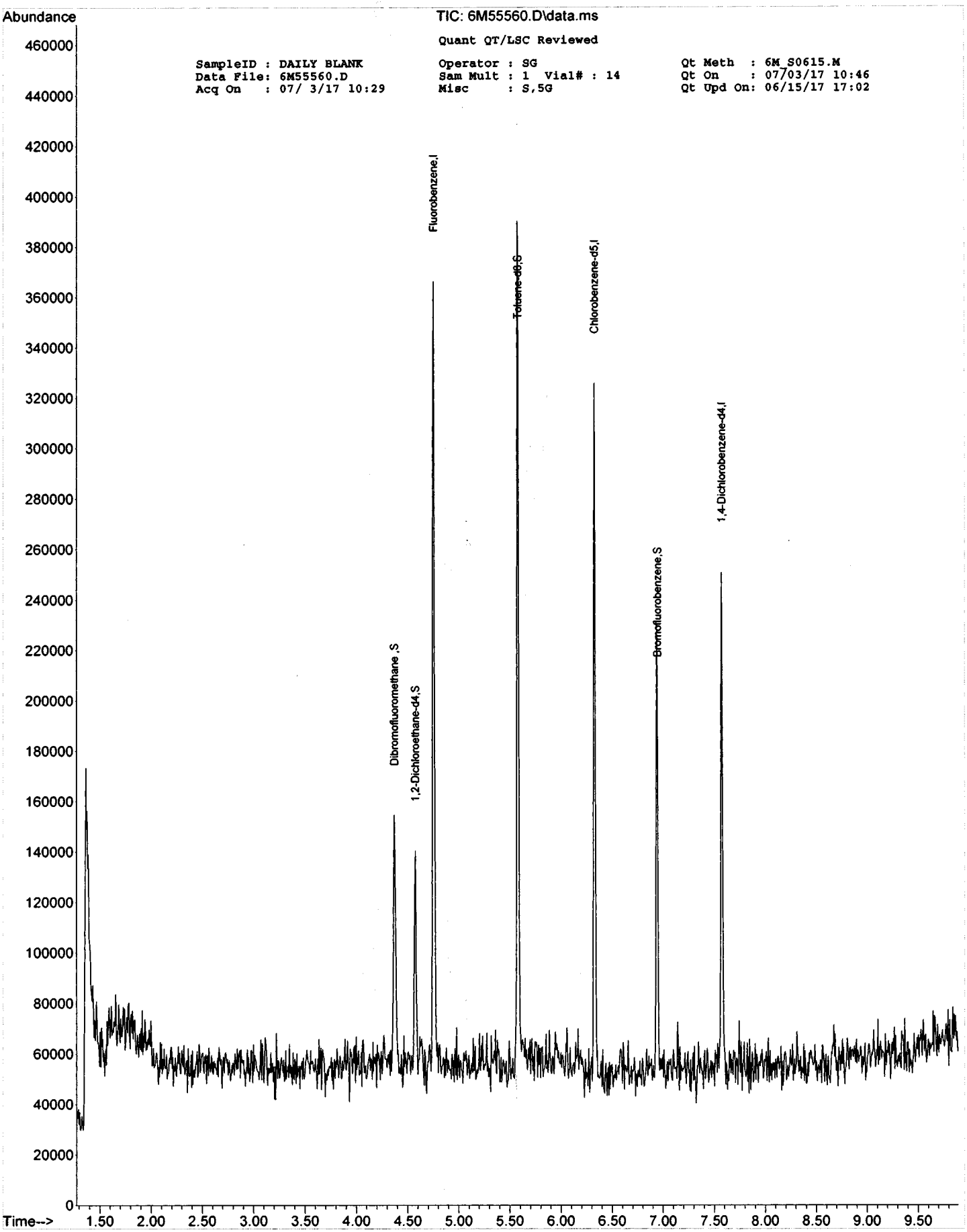
Abundance
TIC: 6M55560.D\data.ms
Quant QT/LSC Reviewed
SampleID : DAILY BLANK
Data File: 6M55560.D
Acq On : 07/ 3/17 10:29
Operator : SG
Sam Mult : 1 Vial# : 14
Misc : S,5G
Qt Meth : 6M_S0615.M
Qt On : 07/03/17 10:46
Qt Upd On: 06/15/17 17:02
Dibromofluoromethane ,S
1,2-Dichloroethane-d4,S
Fluorobenzene,I
Toluene-d8,S
Chlorobenzene-d5,I
Bromofluorobenzene,S
1,4-Dichlorobenzene-d4,I
Time-->

FORM2

Surrogate Recovery

Method: EPA 8260C

Dfile	Sample#	Matrix	Date/Time	Surr Dil	Dilute Out Flag	Column1 S1 Recov	Column1 S2 Recov	Column1 S3 Recov	Column1 S4 Recov	Column0 S5 Recov	Column0 S6 Recov
6M55455.D	DAILY BLANK	S	06/29/17 09:11	1		101	112	87	112		
6M55502.D	DAILY BLANK	S	06/30/17 07:45	1		84	124	122	96		
6M55560.D	DAILY BLANK	S	07/03/17 10:29	1		107	133	104	94		
6M55536.D	AC98711-001	S	06/30/17 17:22	1		116	119	88	99		
6M55537.D	AC98711-002	S	06/30/17 17:39	1		107	112	86	80		
6M55561.D	AC98711-003	S	07/03/17 10:45	1		100	112	96	113		
6M55586.D	AC98711-004	S	07/03/17 17:40	1		97	104	92	89		
6M55575.D	AC98711-005	S	07/03/17 14:37	1		97	119	86	107		
6M55576.D	AC98711-006	S	07/03/17 14:54	1		107	108	83	114		
6M55577.D	AC98711-007	S	07/03/17 15:11	1		111	107	86	113		
6M55578.D	AC98711-008	S	07/03/17 15:27	1		100	131	82	105		
6M55579.D	AC98711-009	S	07/03/17 15:44	1		99	114	98	107		
6M55482.D	MBS61537	S	06/29/17 16:46	1		104	123	90	94		
6M55489.D	AC98693-004	S	06/29/17 18:42	1		98	118	91	106		
6M55491.D	AC98693-006	S	06/29/17 19:15	1		104	117	94	107		
6M55510.D	MBS61541	S	06/30/17 10:09	1		108	105	97	104		
6M55511.D	AC98693-004(MS)	S	06/30/17 10:27	1		84	100	108	90		
6M55512.D	AC98693-004(MSD)	S	06/30/17 10:44	1		100	113	95	110		
6M55567.D	MBS61550	S	07/03/17 12:25	1		104	106	90	99		
6M55571.D	AC98693-006(MS)	S	07/03/17 13:31	1		91	100	94	99		
6M55572.D	AC98693-006(MSD)	S	07/03/17 13:47	1		78	92	92	89		

Flags: SD=Surrogate diluted out
*=Surrogate out

Method: EPA 8260C

Soil Laboratory Limits

Compound	Spike Amt	Limits
S1=Dibromofluoromethane	30	63-140
S2=1,2-Dichloroethane-d4	30	63-143
S3=Toluene-d8	30	68-122
S4=Bromofluorobenzene	30	64-129

Form3
Recovery Data Laboratory Limits
QC Batch: MBS61537

Data File	Sample ID:	Analysis Date
Spike or Dup: 6M55482.D	MBS61537	6/29/2017 4:46:00 PM
Non Spike(If applicable):		
Inst Blank(If applicable):		

Method: 8260C Matrix: Soil QC Type: MBS

Analyte:	Col	Spike Conc	Sample Conc	Expected Conc	Recovery	Lower Limit	Upper Limit
Chlorodifluoromethane	1	43.8203	0	50	88	20	130
Dichlorodifluoromethane	1	26.1536	0	50	52	20	130
Chloromethane	1	46.6003	0	50	93	20	130
Bromomethane	1	41.8624	0	50	84	20	130
Vinyl Chloride	1	40.0939	0	50	80	20	130
Chloroethane	1	49.4518	0	50	99	20	130
Trichlorofluoromethane	1	48.9513	0	50	98	20	130
Ethyl ether	1	49.4375	0	50	99	50	130
Furan	1	42.3058	0	50	85	50	130
1,1,2-Trichloro-1,2,2-trifluoroethane	1	48.989	0	50	98	50	130
Methylene Chloride	1	54.0836	0	50	108	50	130
Acrolein	1	186.735	0	200	93	20	130
Acrylonitrile	1	46.6045	0	50	93	20	130
Iodomethane	1	51.6236	0	50	103	50	130
Acetone	1	205.8964	0	200	103	20	130
Carbon Disulfide	1	40.6644	0	50	81	50	130
t-Butyl Alcohol	1	219.0796	0	200	110	20	130
n-Hexane	1	46.8964	0	50	94	50	130
Di-isopropyl-ether	1	47.1473	0	50	94	50	130
1,1-Dichloroethene	1	49.7593	0	50	100	50	130
Methyl Acetate	1	35.7375	0	50	71	50	130
Methyl-t-butyl ether	1	56.7367	0	50	113	50	130
1,1-Dichloroethane	1	52.3416	0	50	105	50	130
trans-1,2-Dichloroethene	1	48.967	0	50	98	50	130
Ethyl-t-butyl ether	1	52.6117	0	50	105	50	130
cis-1,2-Dichloroethene	1	49.0434	0	50	98	50	130
Bromochloromethane	1	43.0498	0	50	86	50	130
2,2-Dichloropropane	1	50.3332	0	50	101	50	130
Ethyl acetate	1	48.5447	0	50	97	50	130
1,4-Dioxane	1	2197.074	0	2500	88	50	130
1,1-Dichloropropene	1	52.2695	0	50	105	50	130
Chloroform	1	50.4331	0	50	101	50	130
Cyclohexane	1	49.3309	0	50	99	50	130
1,2-Dichloroethane	1	49.9231	0	50	100	50	130
2-Butanone	1	49.5992	0	50	99	20	130
1,1,1-Trichloroethane	1	49.1169	0	50	98	50	130
Carbon Tetrachloride	1	51.5177	0	50	103	50	130
Vinyl Acetate	1	52.058	0	50	104	50	130
Bromodichloromethane	1	45.0002	0	50	90	50	130
Methylcyclohexane	1	50.0559	0	50	100	50	130
Dibromomethane	1	49.3358	0	50	99	50	130
1,2-Dichloropropane	1	45.8009	0	50	92	50	130
Trichloroethene	1	49.5879	0	50	99	50	130
Benzene	1	57.0547	0	50	114	50	130
tert-Amyl methyl ether	1	50.6445	0	50	101	50	130
Iso-propylacetate	1	45.5226	0	50	91	50	130
Methyl methacrylate	1	50.4397	0	50	101	50	130
Dibromochloromethane	1	47.8462	0	50	96	50	130
2-Chloroethylvinylether	1	44.1436	0	50	88	50	130
cis-1,3-Dichloropropene	1	41.1984	0	50	82	50	130
trans-1,3-Dichloropropene	1	39.8627	0	50	80	50	130
Ethyl methacrylate	1	42.6315	0	50	85	50	130
1,1,2-Trichloroethane	1	46.9985	0	50	94	50	130
1,2-Dibromoethane	1	44.0595	0	50	88	50	130
1,3-Dichloropropane	1	49.5073	0	50	99	50	130
4-Methyl-2-Pentanone	1	52.6623	0	50	105	20	130
2-Hexanone	1	46.1389	0	50	92	20	130
Tetrachloroethene	1	43.1074	0	50	86	50	130
Toluene	1	47.6303	0	50	95	50	130
1,1,1,2-Tetrachloroethane	1	48.4567	0	50	97	50	130
Chlorobenzene	1	44.0994	0	50	88	50	130

* - Indicates outside of limits # - Indicates outside of standard limits but within method exceedance limits

Form3
Recovery Data Laboratory Limits
QC Batch: MBS61537

n-Butyl acrylate	1	48.3879	0	50	97	50	130
n-Amyl acetate	1	40.6514	0	50	81	50	130
Bromoform	1	46.2838	0	50	93	20	130
Ethylbenzene	1	36.9834	0	50	74	50	130
1,1,2,2-Tetrachloroethane	1	52.2548	0	50	105	50	130
Styrene	1	48.6493	0	50	97	50	130
m&p-Xylenes	1	99.7076	0	100	100	50	130
o-Xylene	1	52.1538	0	50	104	50	130
trans-1,4-Dichloro-2-butene	1	50.274	0	50	101	20	130
1,3-Dichlorobenzene	1	44.6646	0	50	89	50	130
1,4-Dichlorobenzene	1	45.6518	0	50	91	50	130
1,2-Dichlorobenzene	1	41.8282	0	50	84	50	130
Isopropylbenzene	1	46.4047	0	50	93	50	130
Cyclohexanone	1	214.3808	0	250	86	50	130
Camphene	1	44.886	0	50	90	50	130
1,2,3-Trichloropropane	1	51.3199	0	50	103	50	130
2-Chlorotoluene	1	48.775	0	50	98	50	130
p-Ethyltoluene	1	50.0712	0	50	100	50	130
4-Chlorotoluene	1	50.6989	0	50	101	50	130
n-Propylbenzene	1	48.3245	0	50	97	50	130
Bromobenzene	1	47.9481	0	50	96	50	130
1,3,5-Trimethylbenzene	1	49.3368	0	50	99	50	130
Butyl methacrylate	1	50.7824	0	50	102	50	130
t-Butylbenzene	1	47.9887	0	50	96	50	130
1,2,4-Trimethylbenzene	1	49.6754	0	50	99	50	130
sec-Butylbenzene	1	48.7092	0	50	97	50	130
4-Isopropyltoluene	1	47.2352	0	50	94	50	130
n-Butylbenzene	1	48.4159	0	50	97	50	130
p-Diethylbenzene	1	47.3089	0	50	95	50	130
1,2,4,5-Tetramethylbenzene	1	47.9517	0	50	96	50	130
1,2-Dibromo-3-Chloropropane	1	39.7933	0	50	80	50	130
Camphor	1	405.1108	0	500	81	50	130
Hexachlorobutadiene	1	38.9778	0	50	78	50	130
1,2,4-Trichlorobenzene	1	47.384	0	50	95	50	130
1,2,3-Trichlorobenzene	1	38.1928	0	50	76	50	130
Naphthalene	1	42.3092	0	50	85	50	130

* - Indicates outside of limits # - Indicates outside of standard limits but within method exceedance limits

Form3
Recovery Data Laboratory Limits
QC Batch: MBS61541

Data File	Sample ID:	Analysis Date
Spike or Dup: 6M55510.D	MBS61541	6/30/2017 10:09:00 AM
Non Spike(If applicable):		
Inst Blank(If applicable):		

Method: 8260C Matrix: Soil QC Type: MBS

Analyte:	Col	Spike Conc	Sample Conc	Expected Conc	Recovery	Lower Limit	Upper Limit
Chlorodifluoromethane	1	44.1577	0	50	88	20	130
Dichlorodifluoromethane	1	20.3811	0	50	41	20	130
Chloromethane	1	36.9745	0	50	74	20	130
Bromomethane	1	34.2324	0	50	68	20	130
Vinyl Chloride	1	32.6397	0	50	65	20	130
Chloroethane	1	38.9118	0	50	78	20	130
Trichlorofluoromethane	1	46.7602	0	50	94	20	130
Ethyl ether	1	37.0402	0	50	74	50	130
Furan	1	37.1799	0	50	74	50	130
1,1,2-Trichloro-1,2,2-trifluoroethane	1	39.3388	0	50	79	50	130
Methylene Chloride	1	44.9948	0	50	90	50	130
Acrolein	1	318.1458	0	200	159*	20	130
Acrylonitrile	1	40.5575	0	50	81	20	130
Iodomethane	1	44.3662	0	50	89	50	130
Acetone	1	305.6288	0	200	153*	20	130
Carbon Disulfide	1	35.3379	0	50	71	50	130
t-Butyl Alcohol	1	267.7572	0	200	134*	20	130
n-Hexane	1	35.0728	0	50	70	50	130
Di-isopropyl-ether	1	34.9166	0	50	70	50	130
1,1-Dichloroethene	1	36.7786	0	50	74	50	130
Methyl Acetate	1	38.5435	0	50	77	50	130
Methyl-t-butyl ether	1	41.9822	0	50	84	50	130
1,1-Dichloroethane	1	39.3266	0	50	79	50	130
trans-1,2-Dichloroethene	1	38.2148	0	50	76	50	130
Ethyl-t-butyl ether	1	39.3695	0	50	79	50	130
cis-1,2-Dichloroethene	1	38.6746	0	50	77	50	130
Bromochloromethane	1	37.9816	0	50	76	50	130
2,2-Dichloropropane	1	39.0029	0	50	78	50	130
Ethyl acetate	1	41.8944	0	50	84	50	130
1,4-Dioxane	1	1943.305	0	2500	78	50	130
1,1-Dichloropropene	1	37.5006	0	50	75	50	130
Chloroform	1	39.4026	0	50	79	50	130
Cyclohexane	1	35.8148	0	50	72	50	130
1,2-Dichloroethane	1	40.3087	0	50	81	50	130
2-Butanone	1	51.3474	0	50	103	20	130
1,1,1-Trichloroethane	1	37.9367	0	50	76	50	130
Carbon Tetrachloride	1	41.184	0	50	82	50	130
Vinyl Acetate	1	35.778	0	50	72	50	130
Bromodichloromethane	1	34.6588	0	50	69	50	130
Methylcyclohexane	1	37.0802	0	50	74	50	130
Dibromomethane	1	39.6185	0	50	79	50	130
1,2-Dichloropropane	1	39.1999	0	50	78	50	130
Trichloroethene	1	40.6669	0	50	81	50	130
Benzene	1	44.1896	0	50	88	50	130
tert-Amyl methyl ether	1	37.7394	0	50	75	50	130
Iso-propylacetate	1	35.813	0	50	72	50	130
Methyl methacrylate	1	40.5251	0	50	81	50	130
Dibromochloromethane	1	39.8024	0	50	80	50	130
2-Chloroethylvinylether	1	43.7008	0	50	87	50	130
cis-1,3-Dichloropropene	1	37.0558	0	50	74	50	130
trans-1,3-Dichloropropene	1	35.102	0	50	70	50	130
Ethyl methacrylate	1	34.4912	0	50	69	50	130
1,1,2-Trichloroethane	1	36.6986	0	50	73	50	130
1,2-Dibromoethane	1	42.7866	0	50	86	50	130
1,3-Dichloropropane	1	41.1425	0	50	82	50	130
4-Methyl-2-Pentanone	1	43.01	0	50	86	20	130
2-Hexanone	1	36.1719	0	50	72	20	130
Tetrachloroethene	1	37.2849	0	50	75	50	130
Toluene	1	39.7811	0	50	80	50	130
1,1,1,2-Tetrachloroethane	1	35.8519	0	50	72	50	130
Chlorobenzene	1	37.3988	0	50	75	50	130

* - Indicates outside of limits # - Indicates outside of standard limits but within method exceedance limits

Form3
Recovery Data Laboratory Limits
QC Batch: MBS61541

n-Butyl acrylate	1	33.3745	0	50	67	50	130
n-Amyl acetate	1	33.7237	0	50	67	50	130
Bromoform	1	37.7809	0	50	76	20	130
Ethylbenzene	1	29.9783	0	50	60	50	130
1,1,2,2-Tetrachloroethane	1	41.656	0	50	83	50	130
Styrene	1	38.5348	0	50	77	50	130
m&p-Xylenes	1	79.3553	0	100	79	50	130
o-Xylene	1	40.0313	0	50	80	50	130
trans-1,4-Dichloro-2-butene	1	36.8092	0	50	74	20	130
1,3-Dichlorobenzene	1	35.7799	0	50	72	50	130
1,4-Dichlorobenzene	1	36.4081	0	50	73	50	130
1,2-Dichlorobenzene	1	35.5988	0	50	71	50	130
Isopropylbenzene	1	37.564	0	50	75	50	130
Cyclohexanone	1	216.4489	0	250	87	50	130
Camphene	1	36.7814	0	50	74	50	130
1,2,3-Trichloropropane	1	41.9161	0	50	84	50	130
2-Chlorotoluene	1	40.4028	0	50	81	50	130
p-Ethyltoluene	1	38.293	0	50	77	50	130
4-Chlorotoluene	1	42.1847	0	50	84	50	130
n-Propylbenzene	1	38.9468	0	50	78	50	130
Bromobenzene	1	40.8336	0	50	82	50	130
1,3,5-Trimethylbenzene	1	41.2471	0	50	82	50	130
Butyl methacrylate	1	39.4921	0	50	79	50	130
t-Butylbenzene	1	37.6471	0	50	75	50	130
1,2,4-Trimethylbenzene	1	39.9751	0	50	80	50	130
sec-Butylbenzene	1	37.266	0	50	75	50	130
4-Isopropyltoluene	1	38.7422	0	50	77	50	130
n-Butylbenzene	1	42.3532	0	50	85	50	130
p-Diethylbenzene	1	40.8771	0	50	82	50	130
1,2,4,5-Tetramethylbenzene	1	38.234	0	50	76	50	130
1,2-Dibromo-3-Chloropropane	1	41.9381	0	50	84	50	130
Camphor	1	187.1631	0	500	37 *	50	130
Hexachlorobutadiene	1	34.0056	0	50	68	50	130
1,2,4-Trichlorobenzene	1	37.8855	0	50	76	50	130
1,2,3-Trichlorobenzene	1	32.4027	0	50	65	50	130
Naphthalene	1	34.3156	0	50	69	50	130

* - Indicates outside of limits # - Indicates outside of standard limits but within method exceedance limits

Form3
Recovery Data Laboratory Limits
QC Batch: MBS61550

Data File	Sample ID:	Analysis Date
Spike or Dup: 6M55567.D	MBS61550	7/3/2017 12:25:00 PM
Non Spike(If applicable):		
Inst Blank(If applicable):		

Method: 8260C Matrix: Soil QC Type: MBS

Analyte:	Col	Spike Conc	Sample Conc	Expected Conc	Recovery	Lower Limit	Upper Limit
Chlorodifluoromethane	1	36.7148	0	50	73	20	130
Dichlorodifluoromethane	1	22.3409	0	50	45	20	130
Chloromethane	1	43.1494	0	50	86	20	130
Bromomethane	1	42.2412	0	50	84	20	130
Vinyl Chloride	1	42.2853	0	50	85	20	130
Chloroethane	1	45.1412	0	50	90	20	130
Trichlorofluoromethane	1	50.5481	0	50	101	20	130
Ethyl ether	1	48.0245	0	50	96	50	130
Furan	1	50.7392	0	50	101	50	130
1,1,2-Trichloro-1,2,2-trifluoroethane	1	67.9515	0	50	136*	50	130
Methylene Chloride	1	57.116	0	50	114	50	130
Acrolein	1	422.6444	0	200	211*	20	130
Acrylonitrile	1	72.1947	0	50	144*	20	130
Iodomethane	1	56.096	0	50	112	50	130
Acetone	1	423.6085	0	200	212*	20	130
Carbon Disulfide	1	43.1937	0	50	86	50	130
t-Butyl Alcohol	1	297.8085	0	200	149*	20	130
n-Hexane	1	64.772	0	50	130	50	130
Di-isopropyl-ether	1	66.7899	0	50	134*	50	130
1,1-Dichloroethene	1	57.0876	0	50	114	50	130
Methyl Acetate	1	64.3839	0	50	129	50	130
Methyl-t-butyl ether	1	75.1145	0	50	150*	50	130
1,1-Dichloroethane	1	51.0967	0	50	102	50	130
trans-1,2-Dichloroethene	1	46.7886	0	50	94	50	130
Ethyl-t-butyl ether	1	50.3885	0	50	101	50	130
cis-1,2-Dichloroethene	1	45.4663	0	50	91	50	130
Bromochloromethane	1	40.7963	0	50	82	50	130
2,2-Dichloropropane	1	52.3441	0	50	105	50	130
Ethyl acetate	1	55.1383	0	50	110	50	130
1,4-Dioxane	1	2461.072	0	2500	98	50	130
1,1-Dichloropropene	1	48.3163	0	50	97	50	130
Chloroform	1	50.257	0	50	101	50	130
Cyclohexane	1	68.0688	0	50	136*	50	130
1,2-Dichloroethane	1	48.1892	0	50	96	50	130
2-Butanone	1	50.7506	0	50	102	20	130
1,1,1-Trichloroethane	1	48.5593	0	50	97	50	130
Carbon Tetrachloride	1	47.8674	0	50	96	50	130
Vinyl Acetate	1	68.6333	0	50	137*	50	130
Bromodichloromethane	1	42.902	0	50	86	50	130
Methylcyclohexane	1	70.6971	0	50	141*	50	130
Dibromomethane	1	48.1725	0	50	96	50	130
1,2-Dichloropropane	1	46.2898	0	50	93	50	130
Trichloroethene	1	49.5536	0	50	99	50	130
Benzene	1	55.2492	0	50	110	50	130
tert-Amyl methyl ether	1	45.1094	0	50	90	50	130
Iso-propylacetate	1	39.2179	0	50	78	50	130
Methyl methacrylate	1	43.0865	0	50	86	50	130
Dibromochloromethane	1	43.7017	0	50	87	50	130
2-Chloroethylvinylether	1	35.8921	0	50	72	50	130
cis-1,3-Dichloropropene	1	36.8866	0	50	74	50	130
trans-1,3-Dichloropropene	1	39.9347	0	50	80	50	130
Ethyl methacrylate	1	38.2191	0	50	76	50	130
1,1,2-Trichloroethane	1	39.2063	0	50	78	50	130
1,2-Dibromoethane	1	43.2518	0	50	87	50	130
1,3-Dichloropropane	1	43.8756	0	50	88	50	130
4-Methyl-2-Pentanone	1	45.141	0	50	90	20	130
2-Hexanone	1	38.4302	0	50	77	20	130
Tetrachloroethene	1	39.3002	0	50	79	50	130
Toluene	1	43.0498	0	50	86	50	130
1,1,1,2-Tetrachloroethane	1	44.3433	0	50	89	50	130
Chlorobenzene	1	41.8755	0	50	84	50	130

* - Indicates outside of limits # - Indicates outside of standard limits but within method exceedance limits

Form3
Recovery Data Laboratory Limits
QC Batch: MBS61550

n-Butyl acrylate	1	42.7798	0	50	86	50	130
n-Amyl acetate	1	34.8085	0	50	70	50	130
Bromoform	1	36.4405	0	50	73	20	130
Ethylbenzene	1	35.2131	0	50	70	50	130
1,1,2,2-Tetrachloroethane	1	41.9589	0	50	84	50	130
Styrene	1	45.6306	0	50	91	50	130
m&p-Xylenes	1	92.2264	0	100	92	50	130
o-Xylene	1	45.5829	0	50	91	50	130
trans-1,4-Dichloro-2-butene	1	52.611	0	50	105	20	130
1,3-Dichlorobenzene	1	42.142	0	50	84	50	130
1,4-Dichlorobenzene	1	41.9794	0	50	84	50	130
1,2-Dichlorobenzene	1	40.2762	0	50	81	50	130
Isopropylbenzene	1	44.3086	0	50	89	50	130
Cyclohexanone	1	300.5518	0	250	120	50	130
Camphene	1	43.2227	0	50	86	50	130
1,2,3-Trichloropropane	1	48.7462	0	50	97	50	130
2-Chlorotoluene	1	48.9281	0	50	98	50	130
p-Ethyltoluene	1	45.2143	0	50	90	50	130
4-Chlorotoluene	1	49.9524	0	50	100	50	130
n-Propylbenzene	1	44.9995	0	50	90	50	130
Bromobenzene	1	46.991	0	50	94	50	130
1,3,5-Trimethylbenzene	1	48.1432	0	50	96	50	130
Butyl methacrylate	1	37.8625	0	50	76	50	130
t-Butylbenzene	1	45.6127	0	50	91	50	130
1,2,4-Trimethylbenzene	1	46.0966	0	50	92	50	130
sec-Butylbenzene	1	45.7604	0	50	92	50	130
4-Isopropyltoluene	1	44.673	0	50	89	50	130
n-Butylbenzene	1	47.7804	0	50	96	50	130
p-Diethylbenzene	1	48.4874	0	50	97	50	130
1,2,4,5-Tetramethylbenzene	1	48.2932	0	50	97	50	130
1,2-Dibromo-3-Chloropropane	1	36.7879	0	50	74	50	130
Camphor	1	363.4774	0	500	73	50	130
Hexachlorobutadiene	1	36.8462	0	50	74	50	130
1,2,4-Trichlorobenzene	1	44.1522	0	50	88	50	130
1,2,3-Trichlorobenzene	1	39.8599	0	50	80	50	130
Naphthalene	1	48.5387	0	50	97	50	130

* - Indicates outside of limits # - Indicates outside of standard limits but within method exceedance limits

Form3
Recovery Data Laboratory Limits
QC Batch: MBS61541

	Data File	Sample ID:	Analysis Date
Spike or Dup:	6M55511.D	AC98693-004(MS)	6/30/2017 10:27:00 AM
Non Spike(If applicable):	6M55489.D	AC98693-004	6/29/2017 6:42:00 PM
Inst Blank(If applicable):			

Method: 8260C Matrix: Soil QC Type: MS

Analyte:	Col	Spike Conc	Sample Conc	Expected Conc	Recovery	Lower Limit	Upper Limit
Chlorodifluoromethane	1	30.1976	0	50	60	20	130
Dichlorodifluoromethane	1	17.4639	0	50	35	20	130
Chloromethane	1	31.0728	0	50	62	20	130
Bromomethane	1	25.9413	0	50	52	20	130
Vinyl Chloride	1	25.8948	0	50	52	20	130
Chloroethane	1	29.3404	0	50	59	20	130
Trichlorofluoromethane	1	35.543	0	50	71	20	130
Ethyl ether	1	31.8501	0	50	64	50	130
Furan	1	25.2638	0	50	51	50	130
1,1,2-Trichloro-1,2,2-trifluoroethane	1	30.6808	0	50	61	50	130
Methylene Chloride	1	32.7445	0	50	65	50	130
Acrolein	1	212.5215	0	200	106	20	130
Acrylonitrile	1	24.0377	0	50	48	20	130
Iodomethane	1	28.6773	0	50	57	50	130
Acetone	1	189.3569	0	200	95	20	130
Carbon Disulfide	1	18.221	0	50	36*	50	130
t-Butyl Alcohol	1	101.5487	0	200	51	20	130
n-Hexane	1	22.0785	0	50	44*	50	130
Di-isopropyl-ether	1	30.1872	0	50	60	50	130
1,1-Dichloroethene	1	25.911	0	50	52	50	130
Methyl Acetate	1	30.4361	0	50	61	50	130
Methyl-t-butyl ether	1	35.3762	0	50	71	50	130
1,1-Dichloroethane	1	30.3067	0	50	61	50	130
trans-1,2-Dichloroethene	1	31.6514	0	50	63	50	130
Ethyl-t-butyl ether	1	30.0127	0	50	60	50	130
cis-1,2-Dichloroethene	1	30.4784	0	50	61	50	130
Bromochloromethane	1	27.438	0	50	55	50	130
2,2-Dichloropropane	1	29.8603	0	50	60	50	130
Ethyl acetate	1	31.3283	0	50	63	50	130
1,4-Dioxane	1	2060.737	0	2500	82	50	130
1,1-Dichloropropene	1	28.9462	0	50	58	50	130
Chloroform	1	29.6156	0	50	59	50	130
Cyclohexane	1	25.213	0	50	50	50	130
1,2-Dichloroethane	1	31.4257	0	50	63	50	130
2-Butanone	1	27.4743	0	50	55	20	130
1,1,1-Trichloroethane	1	27.7926	0	50	56	50	130
Carbon Tetrachloride	1	25.4988	0	50	51	50	130
Vinyl Acetate	1	34.7066	0	50	69	50	130
Bromodichloromethane	1	27.0587	0	50	54	50	130
Methylcyclohexane	1	22.7415	0	50	45*	50	130
Dibromomethane	1	29.6066	0	50	59	50	130
1,2-Dichloropropane	1	29.9451	0	50	60	50	130
Trichloroethene	1	23.4647	0	50	47*	50	130
Benzene	1	31.739	0	50	63	50	130
tert-Amyl methyl ether	1	29.1093	0	50	58	50	130
Iso-propylacetate	1	35.7231	0	50	71	50	130
Methyl methacrylate	1	36.3242	0	50	73	50	130
Dibromochloromethane	1	32.2671	0	50	65	50	130
2-Chloroethylvinylether	1	34.312	0	50	69	50	130
cis-1,3-Dichloropropene	1	33.1097	0	50	66	50	130
trans-1,3-Dichloropropene	1	31.5754	0	50	63	50	130
Ethyl methacrylate	1	26.8423	0	50	54	50	130
1,1,2-Trichloroethane	1	33.1412	0	50	66	50	130
1,2-Dibromoethane	1	32.0467	0	50	64	50	130
1,3-Dichloropropane	1	38.0452	0	50	76	50	130
4-Methyl-2-Pentanone	1	43.2955	0	50	87	20	130
2-Hexanone	1	35.5903	0	50	71	20	130
Tetrachloroethene	1	26.7827	0	50	54	50	130
Toluene	1	33.087	0	50	66	50	130
1,1,1,2-Tetrachloroethane	1	34.0797	0	50	68	50	130
Chlorobenzene	1	30.285	0	50	61	50	130

* - Indicates outside of limits # - Indicates outside of standard limits but within method exceedance limits

Form3
Recovery Data Laboratory Limits
QC Batch: MBS61541

n-Butyl acrylate	1	24.7225	0	50	49*	50	130
n-Amyl acetate	1	22.2683	0	50	45*	50	130
Bromoform	1	24.7874	0	50	50	20	130
Ethylbenzene	1	17.4024	0	50	35*	50	130
1,1,2,2-Tetrachloroethane	1	33.3904	0	50	67	50	130
Styrene	1	23.7541	0	50	48*	50	130
m&p-Xylenes	1	44.5224	0	100	45*	50	130
o-Xylene	1	24.8917	0	50	50	50	130
trans-1,4-Dichloro-2-butene	1	23.3328	0	50	47	20	130
1,3-Dichlorobenzene	1	22.4844	0	50	45*	50	130
1,4-Dichlorobenzene	1	22.0773	0	50	44*	50	130
1,2-Dichlorobenzene	1	21.2377	0	50	42*	50	130
Isopropylbenzene	1	21.6396	0	50	43*	50	130
Cyclohexanone	1	139.7313	0	250	56	50	130
Camphene	1	19.2754	0	50	39*	50	130
1,2,3-Trichloropropane	1	31.8033	0	50	64	50	130
2-Chlorotoluene	1	22.732	0	50	45*	50	130
p-Ethyltoluene	1	23.3195	0	50	47*	50	130
4-Chlorotoluene	1	26.4123	0	50	53	50	130
n-Propylbenzene	1	23.7831	0	50	48*	50	130
Bromobenzene	1	24.602	0	50	49*	50	130
1,3,5-Trimethylbenzene	1	23.0962	0	50	46*	50	130
Butyl methacrylate	1	25.8259	0	50	52	50	130
t-Butylbenzene	1	19.9888	0	50	40*	50	130
1,2,4-Trimethylbenzene	1	24.0458	0	50	48*	50	130
sec-Butylbenzene	1	20.7688	0	50	42*	50	130
4-Isopropyltoluene	1	21.7298	0	50	43*	50	130
n-Butylbenzene	1	23.4427	0	50	47*	50	130
p-Diethylbenzene	1	21.427	0	50	43*	50	130
1,2,4,5-Tetramethylbenzene	1	17.224	0	50	34*	50	130
1,2-Dibromo-3-Chloropropane	1	20.1686	0	50	40*	50	130
Camphor	1	230.018	0	500	46*	50	130
Hexachlorobutadiene	1	14.4215	0	50	29*	50	130
1,2,4-Trichlorobenzene	1	17.5014	0	50	35*	50	130
1,2,3-Trichlorobenzene	1	17.7515	0	50	36*	50	130
Naphthalene	1	26.6303	0	50	53	50	130

* - Indicates outside of limits # - Indicates outside of standard limits but within method exceedance limits

Form3
Recovery Data Laboratory Limits
QC Batch: MBS61541

	Data File	Sample ID:	Analysis Date
Spike or Dup:	6M55512.D	AC98693-004(MSD)	6/30/2017 10:44:00 AM
Non Spike(If applicable):	6M55489.D	AC98693-004	6/29/2017 6:42:00 PM
Inst Blank(If applicable):			

Method: 8260C Matrix: Soil QC Type: MSD

Analyte:	Col	Spike Conc	Sample Conc	Expected Conc	Recovery	Lower Limit	Upper Limit
Chlorodifluoromethane	1	27.1939	0	50	54	20	130
Dichlorodifluoromethane	1	20.8357	0	50	42	20	130
Chloromethane	1	27.7737	0	50	56	20	130
Bromomethane	1	30.1829	0	50	60	20	130
Vinyl Chloride	1	30.2374	0	50	60	20	130
Chloroethane	1	34.5592	0	50	69	20	130
Trichlorofluoromethane	1	56.6446	0	50	113	20	130
Ethyl ether	1	38.5432	0	50	77	50	130
Furan	1	37.1089	0	50	74	50	130
1,1,2-Trichloro-1,2,2-trifluoroethane	1	33.2571	0	50	67	50	130
Methylene Chloride	1	41.9561	0	50	84	50	130
Acrolein	1	212.8258	0	200	106	20	130
Acrylonitrile	1	21.755	0	50	44	20	130
Iodomethane	1	41.0445	0	50	82	50	130
Acetone	1	281.8347	0	200	141 *	20	130
Carbon Disulfide	1	30.8526	0	50	62	50	130
t-Butyl Alcohol	1	201.9365	0	200	101	20	130
n-Hexane	1	27.7495	0	50	55	50	130
Di-isopropyl-ether	1	36.971	0	50	74	50	130
1,1-Dichloroethene	1	27.7773	0	50	56	50	130
Methyl Acetate	1	40.0525	0	50	80	50	130
Methyl-t-butyl ether	1	41.3045	0	50	83	50	130
1,1-Dichloroethane	1	30.6756	0	50	61	50	130
trans-1,2-Dichloroethene	1	32.9261	0	50	66	50	130
Ethyl-t-butyl ether	1	36.8479	0	50	74	50	130
cis-1,2-Dichloroethene	1	35.4191	0	50	71	50	130
Bromochloromethane	1	33.6625	0	50	67	50	130
2,2-Dichloropropane	1	33.8847	0	50	68	50	130
Ethyl acetate	1	28.7005	0	50	57	50	130
1,4-Dioxane	1	1987.399	0	2500	79	50	130
1,1-Dichloropropene	1	32.6952	0	50	65	50	130
Chloroform	1	35.0818	0	50	70	50	130
Cyclohexane	1	29.7047	0	50	59	50	130
1,2-Dichloroethane	1	38.0872	0	50	76	50	130
2-Butanone	1	46.5782	0	50	93	20	130
1,1,1-Trichloroethane	1	34.1276	0	50	68	50	130
Carbon Tetrachloride	1	32.1152	0	50	64	50	130
Vinyl Acetate	1	38.9302	0	50	78	50	130
Bromodichloromethane	1	33.7157	0	50	67	50	130
Methylcyclohexane	1	27.5189	0	50	55	50	130
Dibromomethane	1	39.605	0	50	79	50	130
1,2-Dichloropropane	1	35.3786	0	50	71	50	130
Trichloroethene	1	35.8797	0	50	72	50	130
Benzene	1	39.6042	0	50	79	50	130
tert-Amyl methyl ether	1	41.3112	0	50	83	50	130
Iso-propylacetate	1	30.9908	0	50	62	50	130
Methyl methacrylate	1	40.4182	0	50	81	50	130
Dibromochloromethane	1	37.0163	0	50	74	50	130
2-Chloroethylvinylether	1	38.0284	0	50	76	50	130
cis-1,3-Dichloropropene	1	29.2637	0	50	59	50	130
trans-1,3-Dichloropropene	1	29.857	0	50	60	50	130
Ethyl methacrylate	1	25.0778	0	50	50	50	130
1,1,2-Trichloroethane	1	38.4008	0	50	77	50	130
1,2-Dibromoethane	1	32.8915	0	50	66	50	130
1,3-Dichloropropane	1	36.3272	0	50	73	50	130
4-Methyl-2-Pentanone	1	37.3882	0	50	75	20	130
2-Hexanone	1	35.9745	0	50	72	20	130
Tetrachloroethene	1	25.5367	0	50	51	50	130
Toluene	1	32.6199	0	50	65	50	130
1,1,1,2-Tetrachloroethane	1	32.0739	0	50	64	50	130
Chlorobenzene	1	30.8721	0	50	62	50	130

* - Indicates outside of limits # - Indicates outside of standard limits but within method exceedance limits

Form3
Recovery Data Laboratory Limits
QC Batch: MBS61541

n-Butyl acrylate	1	30.657	0	50	61	50	130
n-Amyl acetate	1	22.788	0	50	46 *	50	130
Bromoform	1	35.9395	0	50	72	20	130
Ethylbenzene	1	30.6152	0	50	61	50	130
1,1,2,2-Tetrachloroethane	1	37.5847	0	50	75	50	130
Styrene	1	39.397	0	50	79	50	130
m&p-Xylenes	1	77.007	0	100	77	50	130
o-Xylene	1	38.3327	0	50	77	50	130
trans-1,4-Dichloro-2-butene	1	31.0174	0	50	62	20	130
1,3-Dichlorobenzene	1	29.7191	0	50	59	50	130
1,4-Dichlorobenzene	1	29.516	0	50	59	50	130
1,2-Dichlorobenzene	1	28.237	0	50	56	50	130
Isopropylbenzene	1	31.3198	0	50	63	50	130
Cyclohexanone	1	170.4934	0	250	68	50	130
Camphene	1	27.571	0	50	55	50	130
1,2,3-Trichloropropane	1	35.5946	0	50	71	50	130
2-Chlorotoluene	1	34.3102	0	50	69	50	130
p-Ethyltoluene	1	32.5238	0	50	65	50	130
4-Chlorotoluene	1	37.3059	0	50	75	50	130
n-Propylbenzene	1	30.8643	0	50	62	50	130
Bromobenzene	1	34.4257	0	50	69	50	130
1,3,5-Trimethylbenzene	1	33.4724	0	50	67	50	130
Butyl methacrylate	1	31.6173	0	50	63	50	130
t-Butylbenzene	1	28.5443	0	50	57	50	130
1,2,4-Trimethylbenzene	1	32.2305	0	50	64	50	130
sec-Butylbenzene	1	29.3571	0	50	59	50	130
4-Isopropyltoluene	1	28.0605	0	50	56	50	130
n-Butylbenzene	1	29.5841	0	50	59	50	130
p-Diethylbenzene	1	30.271	0	50	61	50	130
1,2,4,5-Tetramethylbenzene	1	31.0016	0	50	62	50	130
1,2-Dibromo-3-Chloropropane	1	26.1507	0	50	52	50	130
Camphor	1	382.2095	0	500	76	50	130
Hexachlorobutadiene	1	22.6916	0	50	45 *	50	130
1,2,4-Trichlorobenzene	1	28.5973	0	50	57	50	130
1,2,3-Trichlorobenzene	1	28.4075	0	50	57	50	130
Naphthalene	1	29.4485	0	50	59	50	130

* - Indicates outside of limits # - Indicates outside of standard limits but within method exceedance limits

Form3
RPD Data Laboratory Limits
QC Batch: MBS61541

	Data File	Sample ID:	Analysis Date
Spike or Dup:	6M55512.D	AC98693-004(MSD)	6/30/2017 10:44:00 AM
Duplicate(If applicable):	6M55511.D	AC98693-004(MS)	6/30/2017 10:27:00 AM
Inst Blank(If applicable):			

Method: 8260C Matrix: Soil QC Type: MSD

Analyte:	Column	Dup/MSD/MBSD Conc	Sample/MS/MBS Conc	RPD	Limit
Chlorodifluoromethane	1	27.1939	30.1976	10	30
Dichlorodifluoromethane	1	20.8357	17.4639	18	30
Chloromethane	1	27.7737	31.0728	11	30
Bromomethane	1	30.1829	25.9413	15	30
Vinyl Chloride	1	30.2374	25.8948	15	40
Chloroethane	1	34.5592	29.3404	16	30
Trichlorofluoromethane	1	56.6446	35.543	46*	30
Ethyl ether	1	38.5432	31.8501	19	30
Furan	1	37.1089	25.2638	38*	30
1,1,2-Trichloro-1,2,2-trifluoroethane	1	33.2571	30.6808	8.1	30
Methylene Chloride	1	41.9561	32.7445	25	30
Acrolein	1	212.8258	212.5215	0.14	30
Acrylonitrile	1	21.755	24.0377	10	30
Iodomethane	1	41.0445	28.6773	35*	30
Acetone	1	281.8347	189.3569	39*	30
Carbon Disulfide	1	30.8526	18.221	51*	30
t-Butyl Alcohol	1	201.9365	101.5487	66*	30
n-Hexane	1	27.7495	22.0785	23	30
Di-isopropyl-ether	1	36.971	30.1872	20	30
1,1-Dichloroethene	1	27.7773	25.911	7	40
Methyl Acetate	1	40.0525	30.4361	27	30
Methyl-t-butyl ether	1	41.3045	35.3762	15	30
1,1-Dichloroethane	1	30.6756	30.3067	1.2	40
trans-1,2-Dichloroethene	1	32.9261	31.6514	3.9	30
Ethyl-t-butyl ether	1	36.8479	30.0127	20	30
cis-1,2-Dichloroethene	1	35.4191	30.4784	15	30
Bromochloromethane	1	33.6625	27.438	20	30
2,2-Dichloropropane	1	33.8847	29.8603	13	30
Ethyl acetate	1	28.7005	31.3283	8.8	30
1,4-Dioxane	1	1987.399	2060.737	3.6	30
1,1-Dichloropropene	1	32.6952	28.9462	12	30
Chloroform	1	35.0818	29.6156	17	40
Cyclohexane	1	29.7047	25.213	16	30
1,2-Dichloroethane	1	38.0872	31.4257	19	40
2-Butanone	1	46.5782	27.4743	52*	40
1,1,1-Trichloroethane	1	34.1276	27.7926	20	30
Carbon Tetrachloride	1	32.1152	25.4988	23	40
Vinyl Acetate	1	38.9302	34.7066	11	30
Bromodichloromethane	1	33.7157	27.0587	22	30
Methylcyclohexane	1	27.5189	22.7415	19	30
Dibromomethane	1	39.605	29.6066	29	30
1,2-Dichloropropane	1	35.3786	29.9451	17	30
Trichloroethene	1	35.8797	23.4647	42*	40
Benzene	1	39.6042	31.739	22	40
tert-Amyl methyl ether	1	41.3112	29.1093	35*	30
Iso-propylacetate	1	30.9908	35.7231	14	30
Methyl methacrylate	1	40.4182	36.3242	11	30
Dibromochloromethane	1	37.0163	32.2671	14	30
2-Chloroethylvinylether	1	38.0284	34.312	10	30
cis-1,3-Dichloropropene	1	29.2637	33.1097	12	30
trans-1,3-Dichloropropene	1	29.857	31.5754	5.6	30
Ethyl methacrylate	1	25.0778	26.8423	6.8	30
1,1,2-Trichloroethane	1	38.4008	33.1412	15	30
1,2-Dibromoethane	1	32.8915	32.0467	2.6	30
1,3-Dichloropropane	1	36.3272	38.0452	4.6	30
4-Methyl-2-Pentanone	1	37.3882	43.2955	15	30
2-Hexanone	1	35.9745	35.5903	1.1	30
Tetrachloroethene	1	25.5367	26.7827	4.8	40
Toluene	1	32.6199	33.087	1.4	40
1,1,1,2-Tetrachloroethane	1	32.0739	34.0797	6.1	30
Chlorobenzene	1	30.8721	30.285	1.9	40
n-Butyl acrylate	1	30.657	24.7225	21	30
n-Amyl acetate	1	22.788	22.2683	2.3	30

Form3
RPD Data Laboratory Limits
QC Batch: MBS61541

Bromoform	1	35.9395	24.7874	37*	30
Ethylbenzene	1	30.6152	17.4024	55*	30
1,1,2,2-Tetrachloroethane	1	37.5847	33.3904	12	30
Styrene	1	39.397	23.7541	50*	30
m&p-Xylenes	1	77.007	44.5224	53*	30
o-Xylene	1	38.3327	24.8917	43*	30
trans-1,4-Dichloro-2-butene	1	31.0174	23.3328	28	30
1,3-Dichlorobenzene	1	29.7191	22.4844	28	30
1,4-Dichlorobenzene	1	29.516	22.0773	29	40
1,2-Dichlorobenzene	1	28.237	21.2377	28	40
Isopropylbenzene	1	31.3198	21.6396	37*	30
Cyclohexanone	1	170.4934	139.7313	20	30
Camphene	1	27.571	19.2754	35*	30
1,2,3-Trichloropropane	1	35.5946	31.8033	11	30
2-Chlorotoluene	1	34.3102	22.732	41*	30
p-Ethyltoluene	1	32.5238	23.3195	33*	30
4-Chlorotoluene	1	37.3059	26.4123	34*	30
n-Propylbenzene	1	30.8643	23.7831	26	40
Bromobenzene	1	34.4257	24.602	33*	30
1,3,5-Trimethylbenzene	1	33.4724	23.0962	37*	30
Butyl methacrylate	1	31.6173	25.8259	20	30
t-Butylbenzene	1	28.5443	19.9888	35*	30
1,2,4-Trimethylbenzene	1	32.2305	24.0458	29	30
sec-Butylbenzene	1	29.3571	20.7688	34	40
4-Isopropyltoluene	1	28.0605	21.7298	25	30
n-Butylbenzene	1	29.5841	23.4427	23	30
p-Diethylbenzene	1	30.271	21.427	34*	30
1,2,4,5-Tetramethylbenzene	1	31.0016	17.224	57*	30
1,2-Dibromo-3-Chloropropane	1	26.1507	20.1686	26	30
Camphor	1	382.2095	230.018	50*	30
Hexachlorobutadiene	1	22.6916	14.4215	45*	30
1,2,4-Trichlorobenzene	1	28.5973	17.5014	48*	30
1,2,3-Trichlorobenzene	1	28.4075	17.7515	46*	30
Naphthalene	1	29.4485	26.6303	10	30

* - Indicates outside of limits NA - Both concentrations=0... no result can be calculated

Form3
Recovery Data Laboratory Limits
QC Batch: MBS61550

	Data File	Sample ID:	Analysis Date
Spike or Dup:	6M55571.D	AC98693-006(MS)	7/3/2017 1:31:00 PM
Non Spike(If applicable):	6M55491.D	AC98693-006	6/29/2017 7:15:00 PM
Inst Blank(If applicable):			

Method: 8260C Matrix: Soil QC Type: MS

Analyte:	Col	Spike Conc	Sample Conc	Expected Conc	Recovery	Lower Limit	Upper Limit
Chlorodifluoromethane	1	26.4851	0	50	53	20	130
Dichlorodifluoromethane	1	12.2825	0	50	25	20	130
Chloromethane	1	37.7681	0	50	76	20	130
Bromomethane	1	31.5686	0	50	63	20	130
Vinyl Chloride	1	31.0731	0	50	62	20	130
Chloroethane	1	41.0168	0	50	82	20	130
Trichlorofluoromethane	1	31.4205	0	50	63	20	130
Ethyl ether	1	37.9999	0	50	76	50	130
Furan	1	23.8297	0	50	48*	50	130
1,1,2-Trichloro-1,2,2-trifluoroethane	1	36.8413	0	50	74	50	130
Methylene Chloride	1	48.9309	0	50	98	50	130
Acrolein	1	132.9988	0	200	66	20	130
Acrylonitrile	1	42.9352	0	50	86	20	130
Iodomethane	1	39.5977	0	50	79	50	130
Acetone	1	188.0891	0	200	94	20	130
Carbon Disulfide	1	18.4145	0	50	37*	50	130
t-Butyl Alcohol	1	288.5237	0	200	144*	20	130
n-Hexane	1	29.0177	0	50	58	50	130
Di-isopropyl-ether	1	43.7741	0	50	88	50	130
1,1-Dichloroethene	1	27.2585	0	50	55	50	130
Methyl Acetate	1	34.6119	0	50	69	50	130
Methyl-t-butyl ether	1	46.8964	0	50	94	50	130
1,1-Dichloroethane	1	40.0666	0	50	80	50	130
trans-1,2-Dichloroethene	1	39.0945	0	50	78	50	130
Ethyl-t-butyl ether	1	46.7364	0	50	93	50	130
cis-1,2-Dichloroethene	1	39.4012	0	50	79	50	130
Bromochloromethane	1	50.8137	0	50	102	50	130
2,2-Dichloropropane	1	39.3706	0	50	79	50	130
Ethyl acetate	1	10.1158	0	50	20*	50	130
1,4-Dioxane	1	2569.929	0	2500	103	50	130
1,1-Dichloropropene	1	36.9186	0	50	74	50	130
Chloroform	1	39.8486	0	50	80	50	130
Cyclohexane	1	32.9353	0	50	66	50	130
1,2-Dichloroethane	1	39.5759	0	50	79	50	130
2-Butanone	1	50.122	0	50	100	20	130
1,1,1-Trichloroethane	1	35.1267	0	50	70	50	130
Carbon Tetrachloride	1	34.1653	0	50	68	50	130
Vinyl Acetate	1	49.8447	0	50	100	50	130
Bromodichloromethane	1	34.2758	0	50	69	50	130
Methylcyclohexane	1	28.7298	0	50	57	50	130
Dibromomethane	1	36.7916	0	50	74	50	130
1,2-Dichloropropane	1	38.2531	0	50	77	50	130
Trichloroethene	1	36.2428	0	50	72	50	130
Benzene	1	45.2485	0	50	90	50	130
tert-Amyl methyl ether	1	44.1064	0	50	88	50	130
Iso-propylacetate	1	10.7234	0	50	21*	50	130
Methyl methacrylate	1	54.137	0	50	108	50	130
Dibromochloromethane	1	36.8964	0	50	74	50	130
2-Chloroethylvinylether	1	35.6541	0	50	71	50	130
cis-1,3-Dichloropropene	1	31.766	0	50	64	50	130
trans-1,3-Dichloropropene	1	33.5702	0	50	67	50	130
Ethyl methacrylate	1	12.4848	0	50	25*	50	130
1,1,2-Trichloroethane	1	36.2329	0	50	72	50	130
1,2-Dibromoethane	1	39.9146	0	50	80	50	130
1,3-Dichloropropane	1	37.0943	0	50	74	50	130
4-Methyl-2-Pentanone	1	33.3032	0	50	67	20	130
2-Hexanone	1	23.6549	0	50	47	20	130
Tetrachloroethene	1	25.356	0	50	51	50	130
Toluene	1	36.5587	0	50	73	50	130
1,1,1,2-Tetrachloroethane	1	32.2813	0	50	65	50	130
Chlorobenzene	1	31.8016	0	50	64	50	130

* - Indicates outside of limits # - Indicates outside of standard limits but within method exceedance limits

Form3
Recovery Data Laboratory Limits
QC Batch: MBS61550

n-Butyl acrylate	1	9.0463	0	50	18*	50	130
n-Amyl acetate	1	3.442	0	50	6.9*	50	130
Bromoform	1	30.6608	0	50	61	20	130
Ethylbenzene	1	26.323	0	50	53	50	130
1,1,2,2-Tetrachloroethane	1	35.6853	0	50	71	50	130
Styrene	1	34.205	0	50	68	50	130
m&p-Xylenes	1	68.6855	0	100	69	50	130
o-Xylene	1	33.2947	0	50	67	50	130
trans-1,4-Dichloro-2-butene	1	33.2851	0	50	67	20	130
1,3-Dichlorobenzene	1	24.5336	0	50	49*	50	130
1,4-Dichlorobenzene	1	25.1486	0	50	50	50	130
1,2-Dichlorobenzene	1	24.5044	0	50	49*	50	130
Isopropylbenzene	1	32.0435	0	50	64	50	130
Cyclohexanone	1	189.5225	0	250	76	50	130
Camphene	1	25.4884	0	50	51	50	130
1,2,3-Trichloropropane	1	35.5216	0	50	71	50	130
2-Chlorotoluene	1	35.4546	0	50	71	50	130
p-Ethyltoluene	1	31.1067	0	50	62	50	130
4-Chlorotoluene	1	32.8141	0	50	66	50	130
n-Propylbenzene	1	29.7609	0	50	60	50	130
Bromobenzene	1	32.9438	0	50	66	50	130
1,3,5-Trimethylbenzene	1	27.4026	0	50	55	50	130
Butyl methacrylate	1	19.394	0	50	39*	50	130
t-Butylbenzene	1	30.3562	0	50	61	50	130
1,2,4-Trimethylbenzene	1	28.9136	0	50	58	50	130
sec-Butylbenzene	1	26.7392	0	50	53	50	130
4-Isopropyltoluene	1	26.3905	0	50	53	50	130
n-Butylbenzene	1	25.398	0	50	51	50	130
p-Diethylbenzene	1	26.6464	0	50	53	50	130
1,2,4,5-Tetramethylbenzene	1	24.2188	0	50	48*	50	130
1,2-Dibromo-3-Chloropropane	1	22.2917	0	50	45*	50	130
Camphor	1	326.2357	0	500	65	50	130
Hexachlorobutadiene	1	15.5391	0	50	31*	50	130
1,2,4-Trichlorobenzene	1	16.6847	0	50	33*	50	130
1,2,3-Trichlorobenzene	1	14.452	0	50	29*	50	130
Naphthalene	1	22.8808	0	50	46*	50	130

* - Indicates outside of limits # - Indicates outside of standard limits but within method exceedance limits

Form3
Recovery Data Laboratory Limits
QC Batch: MBS61550

	Data File	Sample ID:	Analysis Date
Spike or Dup:	6M55572.D	AC98693-006(MSD)	7/3/2017 1:47:00 PM
Non Spike(If applicable):	6M55491.D	AC98693-006	6/29/2017 7:15:00 PM
Inst Blank(If applicable):			

Method: 8260C Matrix: Soil QC Type: MSD

Analyte:	Col	Spike Conc	Sample Conc	Expected Conc	Recovery	Lower Limit	Upper Limit
Chlorodifluoromethane	1	25.6105	0	50	51	20	130
Dichlorodifluoromethane	1	10.1776	0	50	20	20	130
Chloromethane	1	33.3894	0	50	67	20	130
Bromomethane	1	25.6658	0	50	51	20	130
Vinyl Chloride	1	29.9921	0	50	60	20	130
Chloroethane	1	38.6359	0	50	77	20	130
Trichlorofluoromethane	1	25.1694	0	50	50	20	130
Ethyl ether	1	34.1126	0	50	68	50	130
Furan	1	35.2743	0	50	71	50	130
1,1,2-Trichloro-1,2,2-trifluoroethane	1	30.6635	0	50	61	50	130
Methylene Chloride	1	46.4624	0	50	93	50	130
Acrolein	1	115.0876	0	200	58	20	130
Acrylonitrile	1	26.5297	0	50	53	20	130
Iodomethane	1	34.7183	0	50	69	50	130
Acetone	1	175.3087	0	200	88	20	130
Carbon Disulfide	1	28.1364	0	50	56	50	130
t-Butyl Alcohol	1	200.863	0	200	100	20	130
n-Hexane	1	25.6824	0	50	51	50	130
Di-isopropyl-ether	1	36.8684	0	50	74	50	130
1,1-Dichloroethene	1	23.1727	0	50	46*	50	130
Methyl Acetate	1	27.0743	0	50	54	50	130
Methyl-t-butyl ether	1	40.9907	0	50	82	50	130
1,1-Dichloroethane	1	35.7837	0	50	72	50	130
trans-1,2-Dichloroethene	1	29.4559	0	50	59	50	130
Ethyl-t-butyl ether	1	41.506	0	50	83	50	130
cis-1,2-Dichloroethene	1	34.2917	0	50	69	50	130
Bromochloromethane	1	35.0698	0	50	70	50	130
2,2-Dichloropropane	1	34.9346	0	50	70	50	130
Ethyl acetate	1	12.396	0	50	25*	50	130
1,4-Dioxane	1	1703.914	0	2500	68	50	130
1,1-Dichloropropene	1	31.7872	0	50	64	50	130
Chloroform	1	34.7266	0	50	69	50	130
Cyclohexane	1	29.4751	0	50	59	50	130
1,2-Dichloroethane	1	36.4521	0	50	73	50	130
2-Butanone	1	37.8092	0	50	76	20	130
1,1,1-Trichloroethane	1	31.6865	0	50	63	50	130
Carbon Tetrachloride	1	31.4218	0	50	63	50	130
Vinyl Acetate	1	39.9604	0	50	80	50	130
Bromodichloromethane	1	30.7694	0	50	62	50	130
Methylcyclohexane	1	27.2776	0	50	55	50	130
Dibromomethane	1	35.0781	0	50	70	50	130
1,2-Dichloropropane	1	36.9295	0	50	74	50	130
Trichloroethene	1	31.913	0	50	64	50	130
Benzene	1	39.4672	0	50	79	50	130
tert-Amyl methyl ether	1	41.1034	0	50	82	50	130
Iso-propylacetate	1	14.1741	0	50	28*	50	130
Methyl methacrylate	1	46.7426	0	50	93	50	130
Dibromochloromethane	1	29.2384	0	50	58	50	130
2-Chloroethylvinylether	1	26.8948	0	50	54	50	130
cis-1,3-Dichloropropene	1	26.0891	0	50	52	50	130
trans-1,3-Dichloropropene	1	25.6417	0	50	51	50	130
Ethyl methacrylate	1	13.3606	0	50	27*	50	130
1,1,2-Trichloroethane	1	31.8779	0	50	64	50	130
1,2-Dibromoethane	1	31.6628	0	50	63	50	130
1,3-Dichloropropane	1	32.7122	0	50	65	50	130
4-Methyl-2-Pentanone	1	30.1888	0	50	60	20	130
2-Hexanone	1	24.0462	0	50	48	20	130
Tetrachloroethene	1	23.6411	0	50	47*	50	130
Toluene	1	28.9963	0	50	58	50	130
1,1,1,2-Tetrachloroethane	1	28.4854	0	50	57	50	130
Chlorobenzene	1	26.1305	0	50	52	50	130

* - Indicates outside of limits # - Indicates outside of standard limits but within method exceedance limits

Form3
Recovery Data Laboratory Limits
QC Batch: MBS61550

n-Butyl acrylate	1	7.7797	0	50	16*	50	130
n-Amyl acetate	1	4.3749	0	50	8.7*	50	130
Bromoform	1	25.2814	0	50	51	20	130
Ethylbenzene	1	22.6622	0	50	45*	50	130
1,1,2,2-Tetrachloroethane	1	31.5588	0	50	63	50	130
Styrene	1	27.667	0	50	55	50	130
m&p-Xylenes	1	57.5229	0	100	58	50	130
o-Xylene	1	31.3792	0	50	63	50	130
trans-1,4-Dichloro-2-butene	1	26.2374	0	50	52	20	130
1,3-Dichlorobenzene	1	20.5659	0	50	41*	50	130
1,4-Dichlorobenzene	1	22.3686	0	50	45*	50	130
1,2-Dichlorobenzene	1	20.0545	0	50	40*	50	130
Isopropylbenzene	1	25.6897	0	50	51	50	130
Cyclohexanone	1	199.6893	0	250	80	50	130
Camphene	1	23.7473	0	50	47*	50	130
1,2,3-Trichloropropane	1	30.7344	0	50	61	50	130
2-Chlorotoluene	1	26.6755	0	50	53	50	130
p-Ethyltoluene	1	27.8412	0	50	56	50	130
4-Chlorotoluene	1	26.7093	0	50	53	50	130
n-Propylbenzene	1	25.0292	0	50	50	50	130
Bromobenzene	1	28.1221	0	50	56	50	130
1,3,5-Trimethylbenzene	1	25.7087	0	50	51	50	130
Butyl methacrylate	1	13.6454	0	50	27*	50	130
t-Butylbenzene	1	25.6054	0	50	51	50	130
1,2,4-Trimethylbenzene	1	26.3137	0	50	53	50	130
sec-Butylbenzene	1	23.6373	0	50	47*	50	130
4-Isopropyltoluene	1	22.3794	0	50	45*	50	130
n-Butylbenzene	1	22.4844	0	50	45*	50	130
p-Diethylbenzene	1	26.0639	0	50	52	50	130
1,2,4,5-Tetramethylbenzene	1	25.1985	0	50	50	50	130
1,2-Dibromo-3-Chloropropane	1	28.5699	0	50	57	50	130
Camphor	1	355.4927	0	500	71	50	130
Hexachlorobutadiene	1	12.951	0	50	26*	50	130
1,2,4-Trichlorobenzene	1	14.9105	0	50	30*	50	130
1,2,3-Trichlorobenzene	1	18.6332	0	50	37*	50	130
Naphthalene	1	23.9922	0	50	48*	50	130

* - Indicates outside of limits # - Indicates outside of standard limits but within method exceedance limits

Form3
RPD Data Laboratory Limits
QC Batch: MBS61550

	Data File	Sample ID:	Analysis Date
Spike or Dup:	6M55572.D	AC98693-006(MSD)	7/3/2017 1:47:00 PM
Duplicate(If applicable):	6M55571.D	AC98693-006(MS)	7/3/2017 1:31:00 PM
Inst Blank(If applicable):			

Method: 8260C Matrix: Soil QC Type: MSD

Analyte:	Column	Dup/MSD/MBSD Conc	Sample/MS/MBS Conc	RPD	Limit
Chlorodifluoromethane	1	25.6105	26.4851	3.4	30
Dichlorodifluoromethane	1	10.1776	12.2825	19	30
Chloromethane	1	33.3894	37.7681	12	30
Bromomethane	1	25.6658	31.5686	21	30
Vinyl Chloride	1	29.9921	31.0731	3.5	40
Chloroethane	1	38.6359	41.0168	6	30
Trichlorofluoromethane	1	25.1694	31.4205	22	30
Ethyl ether	1	34.1126	37.9999	11	30
Furan	1	35.2743	23.8297	39*	30
1,1,2-Trichloro-1,2,2-trifluoroethane	1	30.6635	36.8413	18	30
Methylene Chloride	1	46.4624	48.9309	5.2	30
Acrolein	1	115.0876	132.9988	14	30
Acrylonitrile	1	26.5297	42.9352	47*	30
Iodomethane	1	34.7183	39.5977	13	30
Acetone	1	175.3087	188.0891	7	30
Carbon Disulfide	1	28.1364	18.4145	42*	30
t-Butyl Alcohol	1	200.863	288.5237	36*	30
n-Hexane	1	25.6824	29.0177	12	30
Di-isopropyl-ether	1	36.8684	43.7741	17	30
1,1-Dichloroethene	1	23.1727	27.2585	16	40
Methyl Acetate	1	27.0743	34.6119	24	30
Methyl-t-butyl ether	1	40.9907	46.8964	13	30
1,1-Dichloroethane	1	35.7837	40.0666	11	40
trans-1,2-Dichloroethene	1	29.4559	39.0945	28	30
Ethyl-t-butyl ether	1	41.506	46.7364	12	30
cis-1,2-Dichloroethene	1	34.2917	39.4012	14	30
Bromochloromethane	1	35.0698	50.8137	37*	30
2,2-Dichloropropane	1	34.9346	39.3706	12	30
Ethyl acetate	1	12.396	10.1158	20	30
1,4-Dioxane	1	1703.914	2569.929	41*	30
1,1-Dichloropropene	1	31.7872	36.9186	15	30
Chloroform	1	34.7266	39.8486	14	40
Cyclohexane	1	29.4751	32.9353	11	30
1,2-Dichloroethane	1	36.4521	39.5759	8.2	40
2-Butanone	1	37.8092	50.122	28	40
1,1,1-Trichloroethane	1	31.6865	35.1267	10	30
Carbon Tetrachloride	1	31.4218	34.1653	8.4	40
Vinyl Acetate	1	39.9604	49.8447	22	30
Bromodichloromethane	1	30.7694	34.2758	11	30
Methylcyclohexane	1	27.2776	28.7298	5.2	30
Dibromomethane	1	35.0781	36.7916	4.8	30
1,2-Dichloropropane	1	36.9295	38.2531	3.5	30
Trichloroethene	1	31.913	36.2428	13	40
Benzene	1	39.4672	45.2485	14	40
tert-Amyl methyl ether	1	41.1034	44.1064	7	30
Iso-propylacetate	1	14.1741	10.7234	28	30
Methyl methacrylate	1	46.7426	54.137	15	30
Dibromochloromethane	1	29.2384	36.8964	23	30
2-Chloroethylvinylether	1	26.8948	35.6541	28	30
cis-1,3-Dichloropropene	1	26.0891	31.766	20	30
trans-1,3-Dichloropropene	1	25.6417	33.5702	27	30
Ethyl methacrylate	1	13.3606	12.4848	6.8	30
1,1,2-Trichloroethane	1	31.8779	36.2329	13	30
1,2-Dibromoethane	1	31.6628	39.9146	23	30
1,3-Dichloropropane	1	32.7122	37.0943	13	30
4-Methyl-2-Pentanone	1	30.1888	33.3032	9.8	30
2-Hexanone	1	24.0462	23.6549	1.6	30
Tetrachloroethene	1	23.6411	25.356	7	40
Toluene	1	28.9963	36.5587	23	40
1,1,1,2-Tetrachloroethane	1	28.4854	32.2813	12	30
Chlorobenzene	1	26.1305	31.8016	20	40
n-Butyl acrylate	1	7.7797	9.0463	15	30
n-Amyl acetate	1	4.3749	3.442	24	30

Form3
RPD Data Laboratory Limits
QC Batch: MBS61550

Bromoform	1	25.2814	30.6608	19	30
Ethylbenzene	1	22.6622	26.323	15	30
1,1,2,2-Tetrachloroethane	1	31.5588	35.6853	12	30
Styrene	1	27.667	34.205	21	30
m&p-Xylenes	1	57.5229	68.6855	18	30
o-Xylene	1	31.3792	33.2947	5.9	30
trans-1,4-Dichloro-2-butene	1	26.2374	33.2851	24	30
1,3-Dichlorobenzene	1	20.5659	24.5336	18	30
1,4-Dichlorobenzene	1	22.3686	25.1486	12	40
1,2-Dichlorobenzene	1	20.0545	24.5044	20	40
Isopropylbenzene	1	25.6897	32.0435	22	30
Cyclohexanone	1	199.6893	189.5225	5.2	30
Camphene	1	23.7473	25.4884	7.1	30
1,2,3-Trichloropropane	1	30.7344	35.5216	14	30
2-Chlorotoluene	1	26.6755	35.4546	28	30
p-Ethyltoluene	1	27.8412	31.1067	11	30
4-Chlorotoluene	1	26.7093	32.8141	21	30
n-Propylbenzene	1	25.0292	29.7609	17	40
Bromobenzene	1	28.1221	32.9438	16	30
1,3,5-Trimethylbenzene	1	25.7087	27.4026	6.4	30
Butyl methacrylate	1	13.6454	19.394	35*	30
t-Butylbenzene	1	25.6054	30.3562	17	30
1,2,4-Trimethylbenzene	1	26.3137	28.9136	9.4	30
sec-Butylbenzene	1	23.6373	26.7392	12	40
4-Isopropyltoluene	1	22.3794	26.3905	16	30
n-Butylbenzene	1	22.4844	25.398	12	30
p-Diethylbenzene	1	26.0639	26.6464	2.2	30
1,2,4,5-Tetramethylbenzene	1	25.1985	24.2188	4	30
1,2-Dibromo-3-Chloropropane	1	28.5699	22.2917	25	30
Camphor	1	355.4927	326.2357	8.6	30
Hexachlorobutadiene	1	12.951	15.5391	18	30
1,2,4-Trichlorobenzene	1	14.9105	16.6847	11	30
1,2,3-Trichlorobenzene	1	18.6332	14.452	25	30
Naphthalene	1	23.9922	22.8808	4.7	30

* - Indicates outside of limits NA - Both concentrations=0... no result can be calculated

FORM 4
Blank Summary

Blank Number: DAILY BLANK
Blank Data File: 6M55455.D
Matrix: Soil

Blank Analysis Date: 06/29/17 09:11
Blank Extraction Date: NA
(If Applicable)
Method: EPA 8260C

Sample Number	Data File	Analysis Date
AC98693-004	6M55489.D	06/29/17 18:42
AC98693-006	6M55491.D	06/29/17 19:15
MBS61537	6M55482.D	06/29/17 16:46

FORM 4
Blank Summary

Blank Number: DAILY BLANK
Blank Data File: 6M55502.D
Matrix: Soil

Blank Analysis Date: 06/30/17 07:45
Blank Extraction Date: NA
(If Applicable)
Method: EPA 8260C

Sample Number	Data File	Analysis Date
AC98711-001	6M55536.D	06/30/17 17:22
AC98711-002	6M55537.D	06/30/17 17:39
AC98693-004(MSD	6M55512.D	06/30/17 10:44
AC98693-004(MS)	6M55511.D	06/30/17 10:27
MBS61541	6M55510.D	06/30/17 10:09

FORM 4
Blank Summary

Blank Number: DAILY BLANK
Blank Data File: 6M55560.D
Matrix: Soil

Blank Analysis Date: 07/03/17 10:29
Blank Extraction Date: NA
(If Applicable)
Method: EPA 8260C

Sample Number	Data File	Analysis Date
AC98711-003	6M55561.D	07/03/17 10:45
AC98711-004	6M55586.D	07/03/17 17:40
AC98711-005	6M55575.D	07/03/17 14:37
AC98711-006	6M55576.D	07/03/17 14:54
AC98711-007	6M55577.D	07/03/17 15:11
AC98711-008	6M55578.D	07/03/17 15:27
AC98711-009	6M55579.D	07/03/17 15:44
MBS61550	6M55567.D	07/03/17 12:25
AC98693-006(MS)	6M55571.D	07/03/17 13:31
AC98693-006(MSD	6M55572.D	07/03/17 13:47

Form 5

Tune Name: BFB TUNE
Instrument: GCMS 6

Data File: 6M54843.D
Analysis Date: 06/15/17 07:28
Method: EPA 8260C

Tune Scan/Time Range: Average of 4.315 to 4.325 min

Tgt Mass	Rel Mass	Lo Lim	Hi Lim	Rel Abund	Raw Abund	Pass/ Fail
50	95	15	40	23.8	47516	PASS
75	95	30	60	50.4	100564	PASS
95	95	100	100	100.0	199424	PASS
96	95	5	9	6.3	12598	PASS
173	174	0.00	2	0.4	624	PASS
174	95	50	100	81.3	162112	PASS
175	174	5	9	8.1	13130	PASS
176	174	95	101	100.7	163200	PASS
177	176	5	9	6.3	10305	PASS

Data File	Sample Number	Analysis Date:
6M54844.D	BLK	06/15/17 07:38
6M54846.D	CAL @ 0.5 PPB	06/15/17 08:15
6M54847.D	CAL @ 1 PPB	06/15/17 08:32
6M54848.D	CAL @ 2 PPB	06/15/17 08:49
6M54849.D	CAL @ 5 PPB	06/15/17 09:05
6M54850.D	CAL @ 20 PPB	06/15/17 09:22
6M54851.D	CAL @ 500 PPB	06/15/17 09:39
6M54853.D	CAL @ 250 PPB	06/15/17 10:12
6M54855.D	CAL @ 100 PPB	06/15/17 10:45
6M54857.D	CAL @ 50 PPB	06/15/17 11:18
6M54860.D	STD	06/15/17 12:08
6M54861.D	ICV	06/15/17 12:25
6M54864.D	DAILY BLANK	06/15/17 13:15
6M54865.D	0.5 PPB	06/15/17 13:34
6M54866.D	AC98276-002	06/15/17 13:51
6M54867.D	AC98276-001	06/15/17 14:07
6M54868.D	98395-001	06/15/17 14:25
6M54869.D	AC98385-013(5X)	06/15/17 14:42
6M54870.D	MBS61243	06/15/17 14:58
6M54871.D	AC98301-005(MS)	06/15/17 15:16
6M54872.D	AC98301-005(MSD	06/15/17 15:32
6M54873.D	BLK	06/15/17 15:49
6M54874.D	AC98352-010	06/15/17 16:06
6M54875.D	AC98352-011	06/15/17 16:22
6M54876.D	AC98458-001	06/15/17 16:39
6M54877.D	AC98458-002	06/15/17 16:55
6M54878.D	AC98458-003	06/15/17 17:12
6M54879.D	AC98458-004	06/15/17 17:28
6M54880.D	AC98450-001	06/15/17 17:45
6M54881.D	AC98458-005	06/15/17 18:02

7062812 0101

Data Path : G:\GcMsData\2017\GCMS_6\Data\06-15-17\
Data File : 6M54843.D
Acq On : 15 Jun 2017 7:28
Operator : SG
Sample : BFB TUNE
Misc : S,5G
ALS Vial : 2 Sample Multiplier: 1

Integration File: RTEINT.P

Method : G:\GcMsData\2017\GCMS_6\MethodQt\6M_S0519.M
Title : @GCMS_6,ug,624,8260
Last Update : Fri May 19 12:16:36 2017

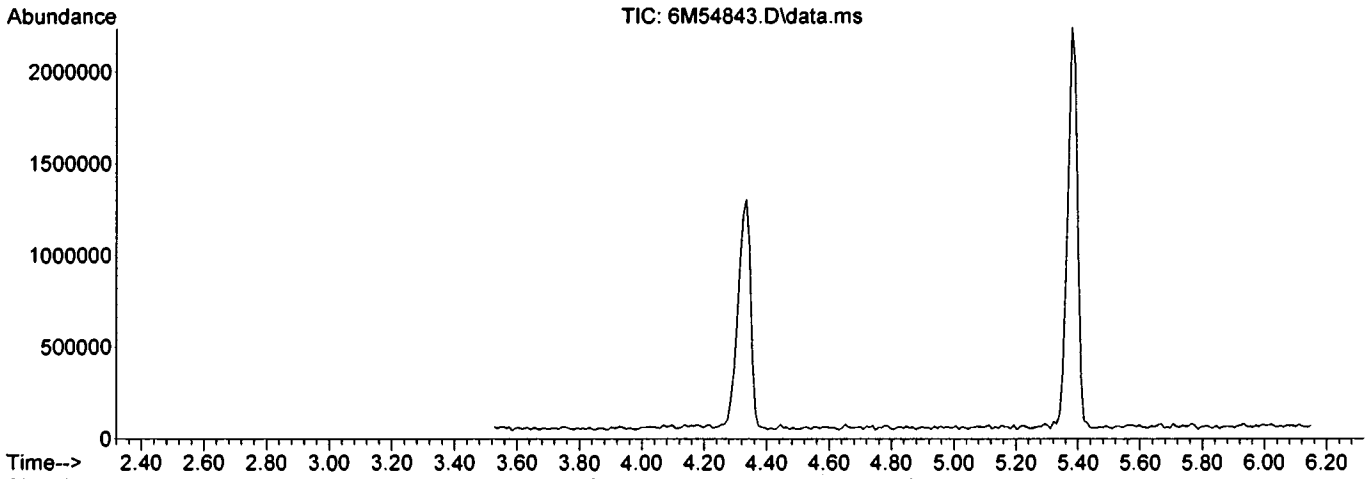

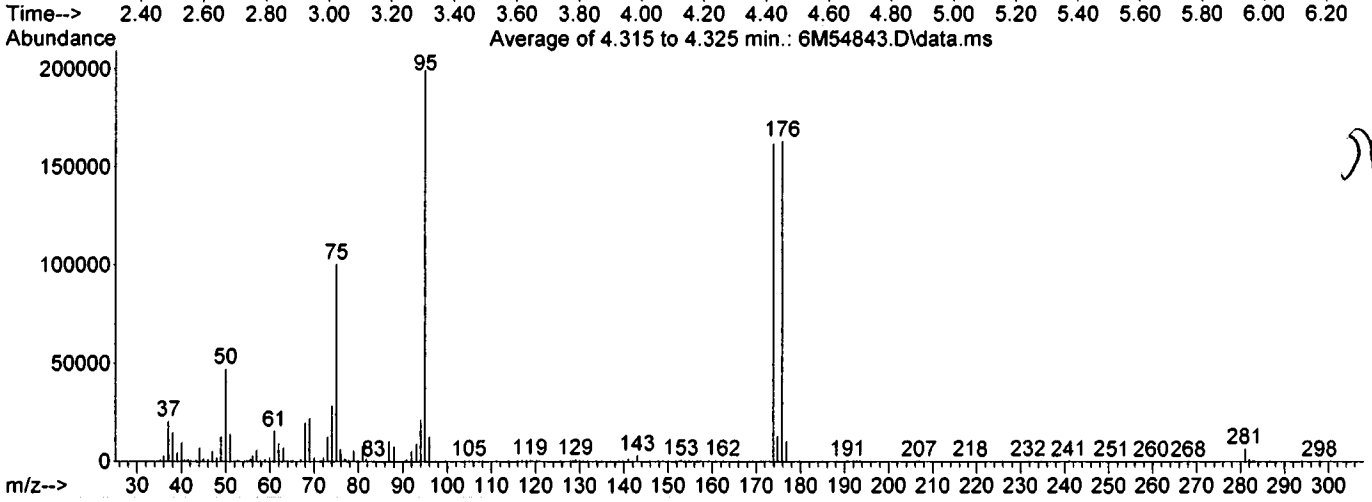

Spectrum Information: Average of 4.315 to 4.325 min.

Target Mass	Rel. to Mass	Lower Limit%	Upper Limit%	Rel. Abn%	Raw Abn	Result Pass/Fail
50	95	15	40	23.8	47516	PASS
75	95	30	60	50.4	100564	PASS
95	95	100	100	100.0	199424	PASS
96	95	5	9	6.3	12598	PASS
173	174	0.00	2	0.4	624	PASS
174	95	50	100	81.3	162112	PASS
175	174	5	9	8.1	13130	PASS
176	174	95	101	100.7	163200	PASS
177	176	5	9	6.3	10305	PASS

Form 5

Tune Name: BFB TUNE
Instrument: GCMS 6

Data File: 6M55449.D
Analysis Date: 06/29/17 07:38
Method: EPA 8260C

Tune Scan/Time Range: Average of 4.330 to 4.349 min

Tgt Mass	Rel Mass	Lo Lim	Hi Lim	Rel Abund	Raw Abund	Pass/ Fail
50	95	15	40	21.9	31799	PASS
75	95	30	60	49.5	72013	PASS
95	95	100	100	100.0	145501	PASS
96	95	5	9	7.9	11477	PASS
173	174	0.00	2	0.5	635	PASS
174	95	50	100	88.3	128419	PASS
175	174	5	9	7.8	10062	PASS
176	174	95	101	98.7	126760	PASS
177	176	5	9	7.7	9786	PASS

Data File	Sample Number	Analysis Date:
6M55451.D	CAL @ 50 PPB	06/29/17 08:05
6M55454.D	BLK	06/29/17 08:54
6M55455.D	DAILY BLANK	06/29/17 09:11
6M55456.D	AC98700-004	06/29/17 09:29
6M55457.D	AC98700-005	06/29/17 09:46
6M55458.D	MBS61533	06/29/17 10:04
6M55459.D	AC98700-004(MS)	06/29/17 10:20
6M55460.D	AC98700-004(MSD	06/29/17 10:37
6M55461.D	BLK	06/29/17 10:53
6M55462.D	AC98694-001	06/29/17 11:15
6M55463.D	AC98694-002	06/29/17 11:31
6M55464.D	AC98694-003	06/29/17 11:48
6M55465.D	AC98694-004	06/29/17 12:04
6M55466.D	AC98694-005	06/29/17 12:21
6M55467.D	AC98694-006	06/29/17 12:38
6M55468.D	AC98694-007	06/29/17 12:54
6M55469.D	AC98694-008	06/29/17 13:11
6M55470.D	AC98694-009	06/29/17 13:27
6M55471.D	AC98694-010	06/29/17 13:44
6M55472.D	AC98694-011	06/29/17 14:01
6M55473.D	AC98694-012	06/29/17 14:17
6M55474.D	BLK	06/29/17 14:34
6M55475.D	AC98676-007	06/29/17 14:50
6M55476.D	AC98676-004	06/29/17 15:07
6M55477.D	AC98677-003	06/29/17 15:24
6M55478.D	AC98677-006	06/29/17 15:40
6M55479.D	AC98677-007	06/29/17 15:57
6M55480.D	AC98693-005(MS)	06/29/17 16:13
6M55481.D	AC98693-005(MSD	06/29/17 16:30
6M55482.D	MBS61537	06/29/17 16:46
6M55483.D	BLK	06/29/17 17:03
6M55484.D	AC98701-001	06/29/17 17:20
6M55485.D	AC98701-002	06/29/17 17:36
6M55486.D	AC98701-003	06/29/17 17:53
6M55487.D	AC98701-004	06/29/17 18:09
6M55488.D	AC98701-005	06/29/17 18:26
6M55489.D	AC98693-004	06/29/17 18:42
6M55490.D	AC98693-005	06/29/17 18:59
6M55491.D	AC98693-006	06/29/17 19:15
6M55492.D	MBS61538	06/29/17 19:32
6M55493.D	BLK	06/29/17 19:48
6M55494.D	BLK	06/29/17 20:05
6M55495.D	BLK	06/29/17 20:22

Data Path : G:\GcMsData\2017\GCMS_6\Data\06-29-17\
Data File : 6M55449.D
Acq On : 29 Jun 2017 7:38
Operator : SG
Sample : BFB TUNE
Misc : S,5G
ALS Vial : 2 Sample Multiplier: 1

Integration File: RTEINT.P

Method : G:\GcMsData\2017\GCMS_6\MethodQt\6M_S0615.M
Title : @GCMS_6,ug,624,8260
Last Update : Thu Jun 15 17:02:26 2017

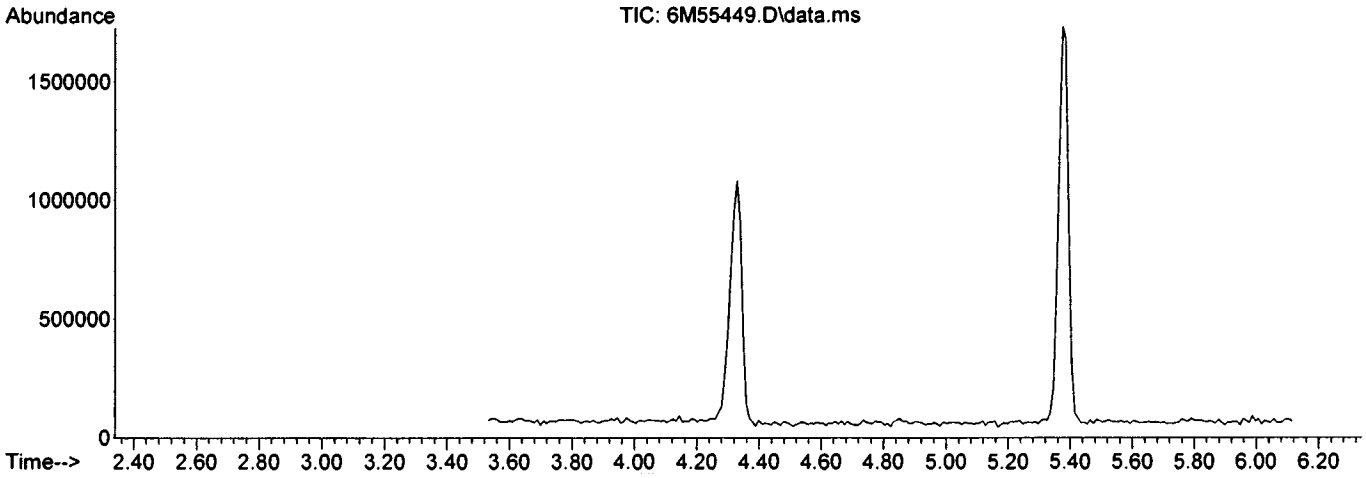

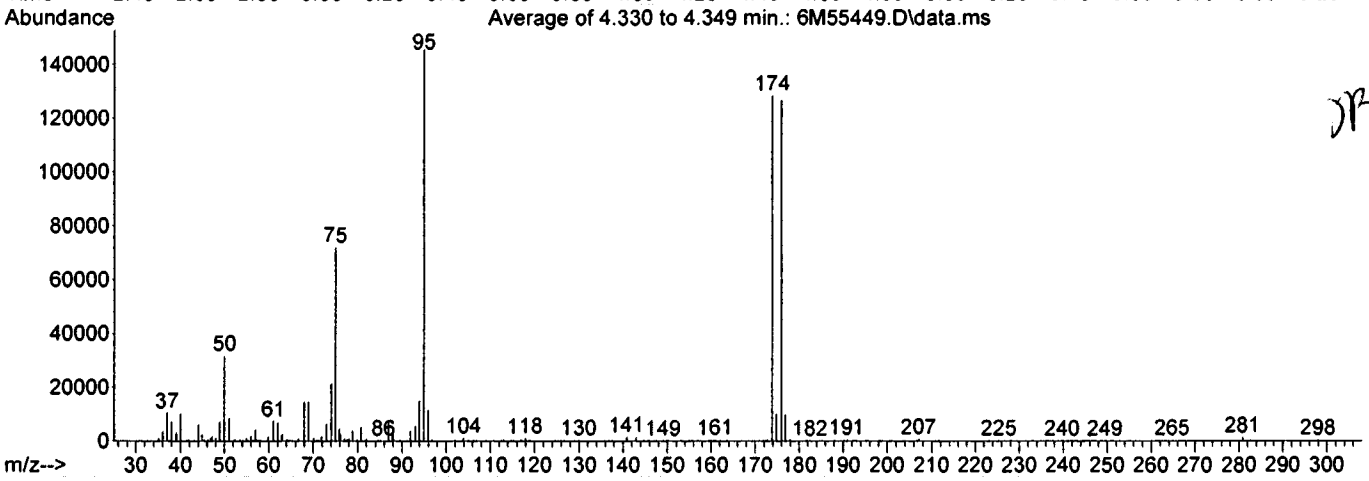

Spectrum Information: Average of 4.330 to 4.349 min.

Target Mass	Rel. to Mass	Lower Limit%	Upper Limit%	Rel. Abn%	Raw Abn	Result Pass/Fail
50	95	15	40	21.9	31799	PASS
75	95	30	60	49.5	72013	PASS
95	95	100	100	100.0	145501	PASS
96	95	5	9	7.9	11477	PASS
173	174	0.00	2	0.5	635	PASS
174	95	50	100	88.3	128419	PASS
175	174	5	9	7.8	10062	PASS
176	174	95	101	98.7	126760	PASS
177	176	5	9	7.7	9786	PASS

Form 5

Tune Name: BFB TUNE
Instrument: GCMS 6

Data File: 6M55496.D
Analysis Date: 06/30/17 06:11
Method: EPA 8260C

Tune Scan/Time Range: Average of 4.314 to 4.334 min

Tgt Mass	Rel Mass	Lo Lim	Hi Lim	Rel Abund	Raw Abund	Pass/ Fail
50	95	15	40	25.5	35565	PASS
75	95	30	60	51.2	71339	PASS
95	95	100	100	100.0	139232	PASS
96	95	5	9	7.7	10717	PASS
173	174	0.00	2	0.2	242	PASS
174	95	50	100	82.4	114747	PASS
175	174	5	9	8.0	9166	PASS
176	174	95	101	96.8	111043	PASS
177	176	5	9	7.2	7961	PASS

Data File	Sample Number	Analysis Date:
6M55497.D	BLK	06/30/17 06:21
6M55498.D	CAL @ 50 PPB	06/30/17 06:39
6M55499.D	50 PPB	06/30/17 06:55
6M55500.D	BLK	06/30/17 07:12
6M55501.D	BLK	06/30/17 07:29
6M55502.D	DAILY BLANK	06/30/17 07:45
6M55503.D	AC98679-002	06/30/17 08:11
6M55504.D	AC98680-002	06/30/17 08:28
6M55505.D	AC98683-001	06/30/17 08:44
6M55506.D	AC98716-001(5X)	06/30/17 09:01
6M55507.D	AC98722-001(5X)	06/30/17 09:17
6M55508.D	AC98716-001	06/30/17 09:34
6M55509.D	AC98722-001	06/30/17 09:51
6M55510.D	MBS61541	06/30/17 10:09
6M55511.D	AC98693-004(MS)	06/30/17 10:27
6M55512.D	AC98693-004(MSD	06/30/17 10:44
6M55513.D	BLK	06/30/17 11:00
6M55514.D	AC98687-001	06/30/17 11:17
6M55515.D	AC98687-002	06/30/17 11:34
6M55516.D	AC98687-003	06/30/17 11:50
6M55517.D	AC98687-004	06/30/17 12:07
6M55518.D	AC98687-005	06/30/17 12:24
6M55519.D	AC98687-007	06/30/17 12:40
6M55520.D	AC98687-008	06/30/17 12:57
6M55521.D	AC98687-009	06/30/17 13:13
6M55522.D	AC98687-010	06/30/17 13:30
6M55523.D	AC98687-011	06/30/17 13:47
6M55524.D	AC98687-016	06/30/17 14:03
6M55525.D	AC98687-006	06/30/17 14:20
6M55526.D	BLK	06/30/17 14:37
6M55527.D	MBS61545	06/30/17 14:53
6M55528.D	AC98700-005(MS)	06/30/17 15:10
6M55529.D	AC98700-005(MSD	06/30/17 15:26
6M55530.D	BLK	06/30/17 15:43
6M55531.D	AC98721-001	06/30/17 15:59
6M55532.D	AC98721-002	06/30/17 16:16
6M55533.D	AC98721-003	06/30/17 16:33
6M55534.D	AC98721-004	06/30/17 16:49
6M55535.D	AC98721-005	06/30/17 17:06
6M55536.D	AC98711-001	06/30/17 17:22
6M55537.D	AC98711-002	06/30/17 17:39
6M55538.D	AC98720-002	06/30/17 17:55
6M55539.D	BLK	06/30/17 18:12
6M55540.D	BLK	06/30/17 18:28
6M55541.D	BLK	06/30/17 18:45
6M55542.D	BLK	06/30/17 19:02
6M55543.D	BLK	06/30/17 19:18
6M55544.D	BLK	06/30/17 19:35
6M55545.D	BLK	06/30/17 19:51
6M55546.D	BLK	06/30/17 20:08

Data Path : G:\GcMsData\2017\GCMS_6\Data\06-30-17\
Data File : 6M55496.D
Acq On : 30 Jun 2017 6:11
Operator : SG
Sample : BFB TUNE
Misc : S,5G
ALS Vial : 1 Sample Multiplier: 1

Integration File: RTEINT.P

Method : G:\GcMsData\2017\GCMS_6\MethodQt\6M_S0615.M
Title : @GCMS_6,ug,624,8260
Last Update : Thu Jun 15 17:02:26 2017

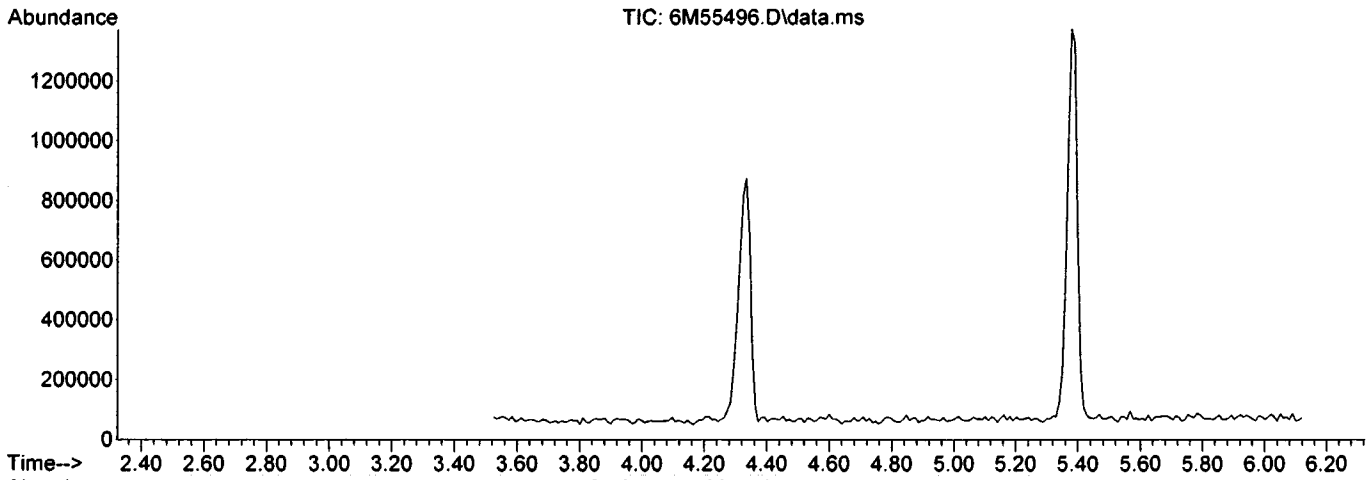

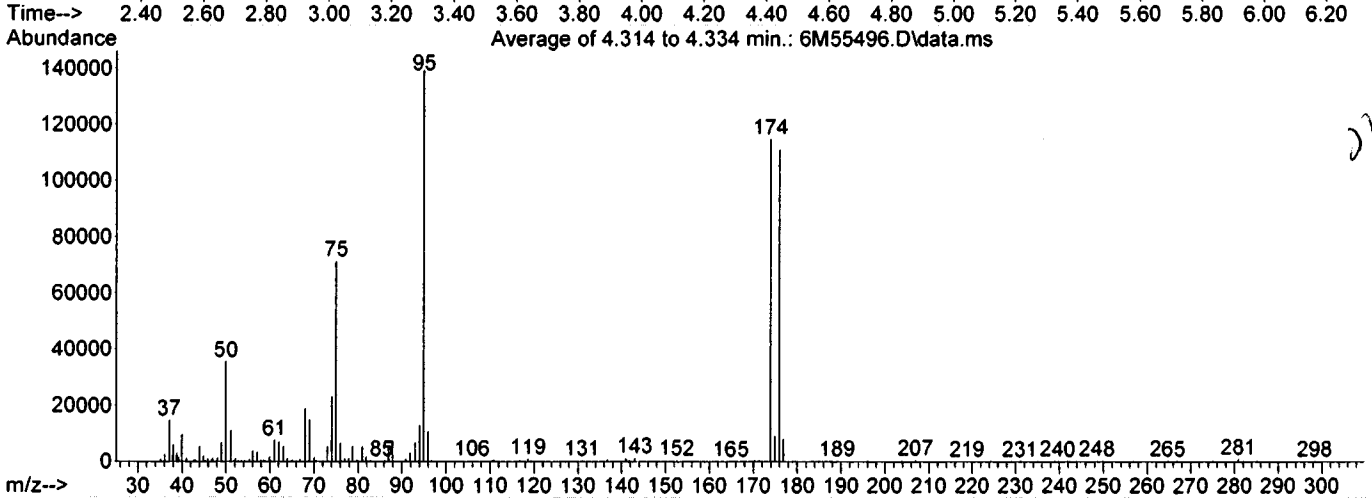

Spectrum Information: Average of 4.314 to 4.334 min.

Target Mass	Rel. to Mass	Lower Limit%	Upper Limit%	Rel. Abn%	Raw Abn	Result Pass/Fail
50	95	15	40	25.5	35565	PASS
75	95	30	60	51.2	71339	PASS
95	95	100	100	100.0	139232	PASS
96	95	5	9	7.7	10717	PASS
173	174	0.00	2	0.2	242	PASS
174	95	50	100	82.4	114747	PASS
175	174	5	9	8.0	9166	PASS
176	174	95	101	96.8	111043	PASS
177	176	5	9	7.2	7961	PASS

Form 5

Tune Name: BFB TUNE
Instrument: GCMS 6

Data File: 6M55554.D
Analysis Date: 07/03/17 08:44
Method: EPA 8260C

Tune Scan/Time Range: Average of 4.316 to 4.336 min

Tgt Mass	Rel Mass	Lo Lim	Hi Lim	Rel Abund	Raw Abund	Pass/ Fail
50	95	15	40	25.7	60421	PASS
75	95	30	60	52.1	122627	PASS
95	95	100	100	100.0	235392	PASS
96	95	5	9	7.4	17302	PASS
173	174	0.00	2	0.3	592	PASS
174	95	50	100	76.0	178979	PASS
175	174	5	9	7.4	13168	PASS
176	174	95	101	97.7	174933	PASS
177	176	5	9	7.6	13348	PASS

Data File	Sample Number	Analysis Date:
6M55555.D	50 PPB	07/03/17 09:04
6M55556.D	50 PPB	07/03/17 09:20
6M55557.D	CAL @ 50 PPB	07/03/17 09:38
6M55558.D	BLK	07/03/17 09:55
6M55559.D	BLK	07/03/17 10:12
6M55560.D	DAILY BLANK	07/03/17 10:29
6M55561.D	AC98711-003	07/03/17 10:45
6M55562.D	AC98711-004	07/03/17 11:02
6M55563.D	AC98703-001	07/03/17 11:18
6M55564.D	AC98703-002	07/03/17 11:35
6M55565.D	AC98738-002	07/03/17 11:52
6M55566.D	AC98738-001	07/03/17 12:08
6M55567.D	MBS61550	07/03/17 12:25
6M55568.D	AC98736-001	07/03/17 12:42
6M55569.D	AC98736-005	07/03/17 12:58
6M55570.D	AC98736-006	07/03/17 13:14
6M55571.D	AC98693-006(MS)	07/03/17 13:31
6M55572.D	AC98693-006(MSD	07/03/17 13:47
6M55573.D	BLK	07/03/17 14:04
6M55574.D	AC98641-007	07/03/17 14:21
6M55575.D	AC98711-005	07/03/17 14:37
6M55576.D	AC98711-006	07/03/17 14:54
6M55577.D	AC98711-007	07/03/17 15:11
6M55578.D	AC98711-008	07/03/17 15:27
6M55579.D	AC98711-009	07/03/17 15:44
6M55580.D	AC98731-001	07/03/17 16:00
6M55581.D	AC98731-002	07/03/17 16:17
6M55582.D	AC98731-003	07/03/17 16:34
6M55583.D	AC98731-004	07/03/17 16:50
6M55584.D	BLK	07/03/17 17:07
6M55585.D	AC98731-005	07/03/17 17:23
6M55586.D	AC98711-004	07/03/17 17:40
6M55587.D	AC98736-006	07/03/17 17:56
6M55588.D	AC98736-005	07/03/17 18:13

Data Path : G:\GcMsData\2017\GCMS_6\Data\07-03-17\
Data File : 6M55554.D
Acq On : 3 Jul 2017 8:44
Operator : SG
Sample : BFB TUNE
Misc : S,5G
ALS Vial : 8 Sample Multiplier: 1

Integration File: RTEINT.P

Method : G:\GcMsData\2017\GCMS_6\MethodQt\6M_S0615.M
Title : @GCMS_6,ug,624,8260
Last Update : Thu Jun 15 17:02:26 2017

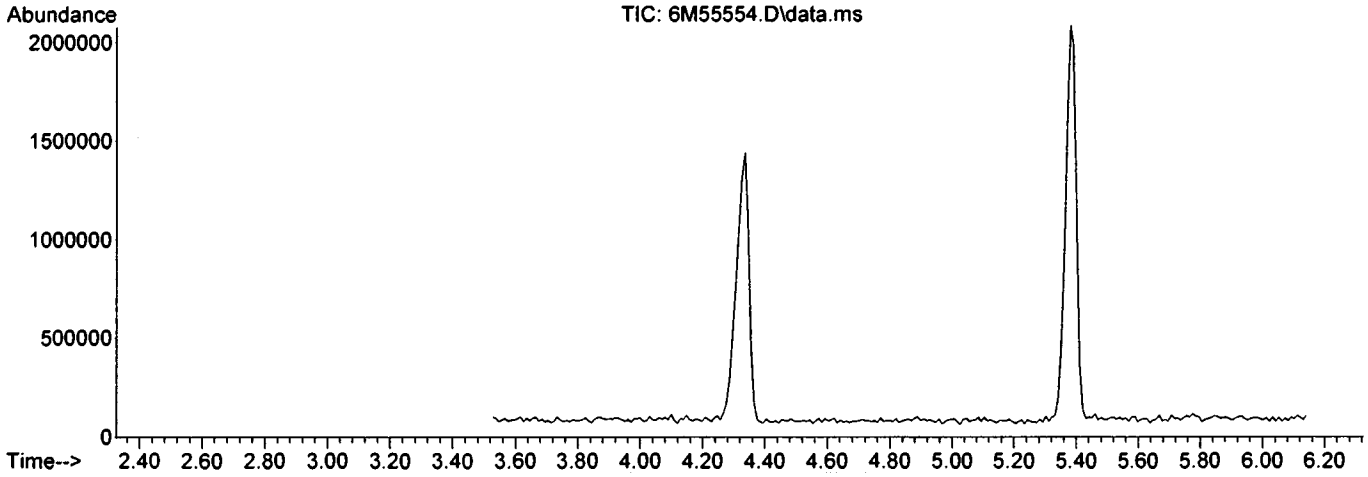

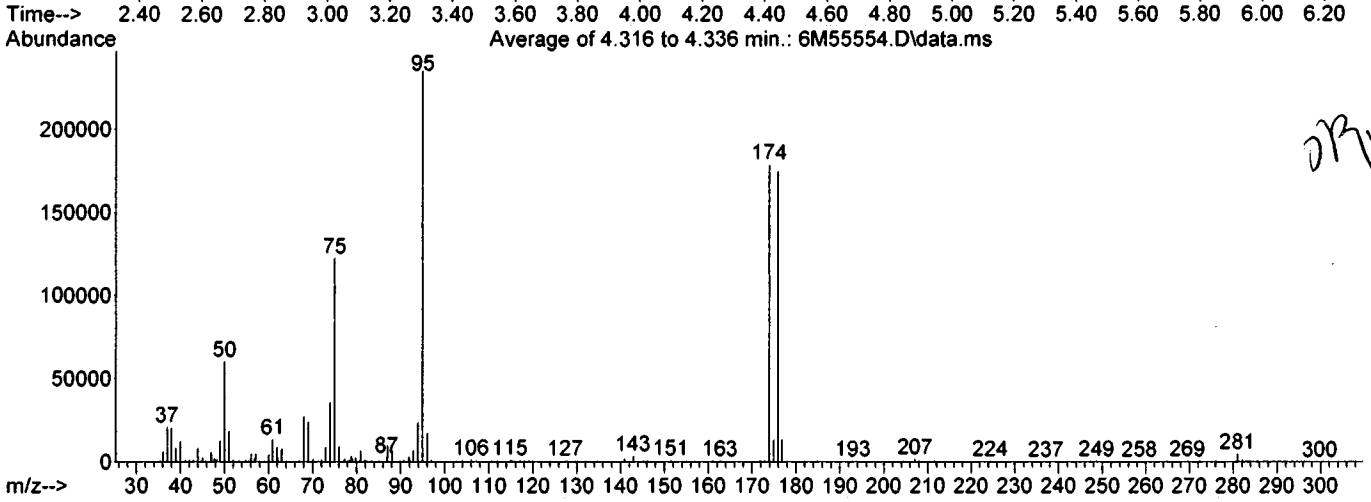

Spectrum Information: Average of 4.316 to 4.336 min.

Target Mass	Rel. to Mass	Lower Limit%	Upper Limit%	Rel. Abn%	Raw Abn	Result Pass/Fail
50	95	15	40	25.7	60421	PASS
75	95	30	60	52.1	122627	PASS
95	95	100	100	100.0	235392	PASS
96	95	5	9	7.4	17302	PASS
173	174	0.00	2	0.3	592	PASS
174	95	50	100	76.0	178979	PASS
175	174	5	9	7.4	13168	PASS
176	174	95	101	97.7	174933	PASS
177	176	5	9	7.6	13348	PASS

7062812 0108

Method: EPA 8260C

Form 6
Initial Calibration

Instrument: GCMS_6

Level #:	Data File:	Cal Identifier:	Analysis Date/Time	Level #:	Data File:	Cal Identifier:	Analysis Date/Time
1	6M54850.D	CAL @ 20 PPB	06/15/17 09:22	2	6M54849.D	CAL @ 5 PPB	06/15/17 09:05
3	6M54848.D	CAL @ 2 PPB	06/15/17 08:49	4	6M54857.D	CAL @ 50 PPB	06/15/17 11:18
5	6M54855.D	CAL @ 100 PPB	06/15/17 10:45	6	6M54853.D	CAL @ 250 PPB	06/15/17 10:12
7	6M54851.D	CAL @ 500 PPB	06/15/17 09:39	8	6M54847.D	CAL @ 1 PPB	06/15/17 08:32
9	6M54846.D	CAL @ 0.5 PPB	06/15/17 08:15				

Compound	Col	Mr	Fit:	RF1	RF2	RF3	RF4	RF5	RF6	RF7	RF8	RF9	AvgRf	RT	Corr1	Corr2	%Rsd		Calibration Level Concentrations Lvl1	Lvl2	Lvl3	Lvl4	Lvl5	Lvl6	Lvl7	Lvl8	Lvl9
Chlorodifluoromethane	1	0	Avg	1.3502	1.0597	0.9095	1.2761	1.4097	1.2030	1.2307	-----	-----	1.21	1.42	0.999	0.999	14	0.10	20.00	5.00	2.00	50.00	100.0	250.0	500.0		
Dichlorodifluorometha	1	0	Avg	0.5520	0.5251	0.4898	0.5087	0.5760	0.4895	0.5197	-----	-----	0.523	1.42	0.998	0.999	6.1	0.10	20.00	5.00	2.00	50.00	100.0	250.0	500.0		
Chloromethane	1	0	Avg	0.4838	0.4148	0.5971	0.6876	0.6746	0.6640	0.6881	-----	-----	0.601	1.57	1.00	1.00	18	0.10	20.00	5.00	2.00	50.00	100.0	250.0	500.0		
Bromomethane	1	0	Avg	0.4091	0.4813	0.5311	0.3856	0.4136	0.3817	0.4308	-----	-----	0.433	1.96	0.997	0.999	13	0.10	20.00	5.00	2.00	50.00	100.0	250.0	500.0		
Vinyl Chloride	1	0	Avg	0.7626	0.6890	0.6612	0.7224	0.7845	0.6754	0.7203	-----	-----	0.717	1.67	0.999	0.999	6.3	0.10	20.00	5.00	2.00	50.00	100.0	250.0	500.0		
Chloroethane	1	0	Avg	0.4813	0.2466	0.4637	0.4577	0.4905	0.4063	0.4597	-----	-----	0.429	2.04	0.996	0.998	20	0.10	20.00	5.00	2.00	50.00	100.0	250.0	500.0		
Trichlorofluoromethan	1	0	Avg	0.5163	0.6440	0.4753	0.4523	0.5174	0.4662	0.4377	-----	-----	0.501	2.25	0.998	1.00	14	0.10	20.00	5.00	2.00	50.00	100.0	250.0	500.0		
Ethyl ether	1	0	Avg	0.2867	0.2290	0.2376	0.2168	0.2494	0.2257	0.2402	-----	-----	0.241	2.48	0.999	0.999	9.5	0.50 a	20.00	5.00	2.00	50.00	100.0	250.0	500.0		
Furan	1	0	Avg	1.1288	1.0645	1.3634	1.2087	1.4000	1.3126	1.4634	-----	-----	1.28	2.52	0.998	0.999	12	0.50	20.00	5.00	2.00	50.00	100.0	250.0	500.0		
1,1,2-Trichloro-1,2,2-tr	1	0	Avg	0.6105	0.6736	0.6393	0.5864	0.6408	0.5130	0.5518	-----	-----	0.602	2.67	0.997	0.998	9.3	0.10	20.00	5.00	2.00	50.00	100.0	250.0	500.0		
Methylene Chloride	1	0	Avg	0.3598	0.2235	0.3736	0.3251	0.3434	0.3411	0.3724	-----	-----	0.334	3.07	0.998	1.00	16	0.10	20.00	5.00	2.00	50.00	100.0	250.0	500.0		
Acrolein	1	0	Qua	0.0155	0.0182	0.0110	0.0097	0.0116	0.0157	0.0181	-----	-----	0.0143	2.58	0.992	0.999	24		100.0	25.00	10.00	250.0	500.0	1250.	2500.		
Acrylonitrile	1	0	Avg	0.0402	0.0650	0.0585	0.0473	0.0496	0.0510	0.0511	-----	-----	0.0518	3.26	1.00	1.00	15		20.00	5.00	2.00	50.00	100.0	250.0	500.0		
Iodomethane	1	0	Qua	0.5567	0.2250	0.4462	0.4806	0.5215	0.5918	0.6608	-----	-----	0.498	2.81	0.997	1.00	28		20.00	5.00	2.00	50.00	100.0	250.0	500.0		
Acetone	1	0	Avg	0.0333	0.0364	0.0378	0.0316	0.0246	0.0392	0.0415	-----	-----	0.0350	2.71	0.994	0.997	16	0.10 a	100.0	25.00	10.00	250.0	500.0	1250.	2500.		
Carbon Disulfide	1	0	Avg	1.6776	1.7067	1.9700	1.8640	2.0624	1.8238	2.0098	-----	-----	1.87	2.87	0.998	0.999	7.9	0.10	20.00	5.00	2.00	50.00	100.0	250.0	500.0		
t-Butyl Alcohol	1	0	Avg	0.0094	0.0069	0.0097	0.0071	0.0068	0.0069	0.0062	-----	-----	0.00763	3.12	0.997	1.00	18		100.0	25.00	10.00	250.0	500.0	1250.	2500.		
n-Hexane	1	0	Avg	0.9960	1.0419	1.2266	1.1078	1.1747	1.0614	1.1327	-----	-----	1.11	3.51	0.999	0.999	7.2		20.00	5.00	2.00	50.00	100.0	250.0	500.0		
Di-isopropyl-ether	1	0	Avg	1.5066	1.6748	1.8961	1.5279	1.6654	1.5015	1.6874	-----	-----	1.64	3.67	0.997	0.999	8.6		20.00	5.00	2.00	50.00	100.0	250.0	500.0		
1,1-Dichloroethene	1	0	Avg	0.9699	0.6811	0.9141	0.7138	0.6546	0.9954	1.0697	-----	-----	0.857	2.68	0.994	0.997	20	0.10	20.00	5.00	2.00	50.00	100.0	250.0	500.0		
Methyl Acetate	1	0	Avg	0.1835	0.1628	0.1589	0.1300	0.2056	0.1784	0.1834	-----	-----	0.172	2.97	0.998	0.998	14	0.10	20.00	5.00	2.00	50.00	100.0	250.0	500.0		
Methyl-t-butyl ether	1	0	Avg	0.4568	0.5446	0.3819	0.4320	0.4972	0.4428	0.4980	0.2968	-----	0.444	3.28	0.997	0.999	17	0.10	20.00	5.00	2.00	50.00	100.0	250.0	500.0	1.00	
1,1-Dichloroethane	1	0	Avg	1.0647	0.9847	1.0930	0.9991	1.0076	0.9644	1.0321	-----	-----	1.02	3.64	0.999	1.00	4.5	0.20	20.00	5.00	2.00	50.00	100.0	250.0	500.0		
trans-1,2-Dichloroethe	1	0	Avg	0.5308	0.5102	0.7075	0.5463	0.5767	0.5106	0.5558	-----	-----	0.563	3.29	0.998	0.999	12	0.10	20.00	5.00	2.00	50.00	100.0	250.0	500.0		
Ethyl-t-butyl ether	1	0	Avg	0.8151	0.8048	1.1458	0.7880	0.8664	0.8117	0.9211	-----	-----	0.879	3.95	0.997	0.999	14	0.50	20.00	5.00	2.00	50.00	100.0	250.0	500.0		
cis-1,2-Dichloroethene	1	0	Avg	0.9759	0.8568	1.3022	0.8875	1.0317	0.8877	0.9493	-----	-----	0.984	4.07	0.998	0.999	15	0.10	20.00	5.00	2.00	50.00	100.0	250.0	500.0		
Bromochloromethane	1	0	Avg	0.2724	0.3655	0.3633	0.2963	0.2958	0.3798	0.4017	-----	-----	0.339	4.22	0.997	0.999	15		20.00	5.00	2.00	50.00	100.0	250.0	500.0		
2,2-Dichloropropane	1	0	Avg	0.7030	0.7240	0.9574	0.7299	0.8472	0.7594	0.8473	-----	-----	0.795	4.07	0.997	0.999	12		20.00	5.00	2.00	50.00	100.0	250.0	500.0		
Ethyl acetate	1	0	Avg	0.1677	0.1646	0.1872	0.1623	0.1713	0.1556	0.1464	-----	-----	0.165	4.10	0.998	1.00	7.7		20.00	5.00	2.00	50.00	100.0	250.0	500.0		
1,4-Dioxane	1	0	Qua	0.0008	0.0006	0.0025	0.0011	0.0011	0.0012	0.0010	-----	-----	0.00123	5.12	0.995	0.999	48		1000.	250.0	100.0	2500.	5000.	1250	2500		
1,1-Dichloropropene	1	0	Avg	0.9175	0.9601	1.1333	0.9308	0.9436	0.8641	0.8826	-----	-----	0.947	4.49	1.00	1.00	9.3		20.00	5.00	2.00	50.00	100.0	250.0	500.0		
Chloroform	1	0	Avg	0.8573	0.8942	1.1808	0.8013	0.8380	0.7977	0.8617	-----	-----	0.890	4.27	0.999	1.00	15	0.20	20.00	5.00	2.00	50.00	100.0	250.0	500.0		
Dibromofluoromethan	1	0	Avg	0.2283	0.2440	0.2395	0.2129	0.2300	0.2272	0.2349	0.2703	0.2682	0.240	4.37	-1	-1	7.9		30.00	30.00	30.00	30.00	30.00	30.00	30.00	30.00	30.00
Cyclohexane	1	0	Avg	1.1706	1.0932	1.3814	1.1549	1.2201	1.1794	1.2359	-----	-----	1.21	4.43	1.00	1.00	7.5	0.10	20.00	5.00	2.00	50.00	100.0	250.0	500.0		
1,2-Dichloroethane-d4	1	0	Avg	0.0960	0.1085	0.1188	0.0999	0.1083	0.0963	0.0884	0.1102	0.1234	0.106	4.57	-1	-1	11		30.00	30.00	30.00	30.00	30.00	30.00	30.00	30.00	30.00
1,2-Dichloroethane	1	0	Avg	0.4704	0.5217	0.6359	0.4463	0.4909	0.4054	0.4373	-----	-----	0.487	4.61	0.998	0.998	16	0.10	20.00	5.00	2.00	50.00	100.0	250.0	500.0		
2-Butanone	1	0	Qua	0.0769	0.1296	0.0931	0.0848	0.0786	0.0778	0.0757	-----	-----	0.0881	4.07	1.00	1.00	22	0.10 a	20.00	5.00	2.00	50.00	100.0	250.0	500.0		
1,1,1-Trichloroethane	1	0	Avg	0.8549	0.9806	0.9856	0.8735	0.9724	0.8820	0.9467	-----	-----	0.928	4.40	0.999	0.999	6.0	0.10	20.00	5.00	2.00	50.00	100.0	250.0	500.0		
Carbon Tetrachloride	1	0	Avg	0.7679	0.8674	1.0029	0.7014	0.7651	0.7790	0.8003	-----	-----	0.812	4.49	1.00	1.00	12	0.10	20.00	5.00	2.00	50.00	100.0	250.0	500.0		
Vinyl Acetate	1	0	Avg	0.1774	0.1960	0.2209	0.1381	0.1643	0.1501	0.1618	-----	-----	0.173	3.28	0.998	0.999	16		20.00	5.00	2.00	50.00	100.0	250.0	500.0		
Bromodichloromethan	1	0	Avg	0.4902	0.5048	0.7061	0.4476	0.4995	0.4637	0.5077	-----	-----	0.517	5.21	0.998	1.00	17	0.20	20.00	5.00	2.00	50.00	100.0	250.0	500.0		

Flags
a - failed the min rf criteria
c - failed the minimum correlation coeff criteria(if applicable)

Note: Avg Rsd: 14.1
Corr 1 = Correlation Coefficient for linear Eq.
Corr 2 = Correlation Coefficient for quad Eq.
Fit = Indicates whether Avg RF, Linear, or Quadratic Curve was used for compound.

7062812 0109

Method: EPA 8260C

Form 6
Initial Calibration

Instrument: GCMS_6

Level #:	Data File:	Cal Identifier:	Analysis Date/Time	Level #:	Data File:	Cal Identifier:	Analysis Date/Time
1	6M54850.D	CAL @ 20 PPB	06/15/17 09:22	2	6M54849.D	CAL @ 5 PPB	06/15/17 09:05
3	6M54848.D	CAL @ 2 PPB	06/15/17 08:49	4	6M54857.D	CAL @ 50 PPB	06/15/17 11:18
5	6M54855.D	CAL @ 100 PPB	06/15/17 10:45	6	6M54853.D	CAL @ 250 PPB	06/15/17 10:12
7	6M54851.D	CAL @ 500 PPB	06/15/17 09:39	8	6M54847.D	CAL @ 1 PPB	06/15/17 08:32
9	6M54846.D	CAL @ 0.5 PPB	06/15/17 08:15				

Compound	Col	Mr	Fit:	RF1	RF2	RF3	RF4	RF5	RF6	RF7	RF8	RF9	AvgRf	RT	Corr1	Corr2	%Rsd		Calibration Level Concentrations Lvl1	Lvl2	Lvl3	Lvl4	Lvl5	Lvl6	Lvl7	Lvl8	Lvl9
Methylcyclohexane	1	0	Avg	0.9444	0.8710	1.2004	0.9893	1.0737	0.9734	1.0221	-----	-----	1.01	5.05	0.999	0.999	10	0.10	20.00	5.00	2.00	50.00	100.0	250.0	500.0		
Dibromomethane	1	0	Avg	0.1822	0.1366	0.2197	0.1452	0.1455	0.1516	0.1623	-----	-----	0.163	5.14	0.999	1.00	18		20.00	5.00	2.00	50.00	100.0	250.0	500.0		
1,2-Dichloropropane	1	0	Avg	0.4577	0.4643	0.6942	0.4371	0.4676	0.4514	0.4637	-----	-----	0.491	5.07	1.00	1.00	18	0.10	20.00	5.00	2.00	50.00	100.0	250.0	500.0		
Trichloroethene	1	0	Avg	0.5286	0.6066	0.7084	0.4440	0.4158	0.5308	0.5702	-----	-----	0.544	4.94	0.997	0.999	18	0.20	20.00	5.00	2.00	50.00	100.0	250.0	500.0		
Benzene	1	0	Qua	1.8765	2.0310	2.5842	1.8280	1.8791	1.8668	1.9911	3.0762	-----	2.14	4.61	0.999	1.00	21	0.50	20.00	5.00	2.00	50.00	100.0	250.0	500.0	1.00	
tert-Amyl methyl ether	1	0	Avg	0.4571	0.5605	0.7136	0.5349	0.5401	0.5558	0.5685	-----	-----	0.562	4.64	1.00	1.00	14		20.00	5.00	2.00	50.00	100.0	250.0	500.0		
Iso-propylacetate	1	0	Avg	0.6761	0.7191	0.5132	0.6613	0.7555	0.5838	0.5750	-----	-----	0.641	4.61	0.996	0.997	13	0.50	20.00	5.00	2.00	50.00	100.0	250.0	500.0		
Methyl methacrylate	1	0	Avg	0.2880	0.4601	0.4077	0.2901	0.3204	0.2970	0.3165	-----	-----	0.340	5.10	0.999	1.00	20	0.50 a	20.00	5.00	2.00	50.00	100.0	250.0	500.0		
Dibromochloromethan	1	0	Avg	0.4178	0.5250	0.5499	0.3647	0.4567	0.4529	0.4705	-----	-----	0.463	6.03	0.999	1.00	13	0.10	20.00	5.00	2.00	50.00	100.0	250.0	500.0		
2-Chloroethylvinylethe	1	0	Avg	0.1311	0.1229	0.1958	0.1661	0.1881	0.1440	0.1698	-----	-----	0.160	5.34	0.993	0.996	17		20.00	5.00	2.00	50.00	100.0	250.0	500.0		
cis-1,3-Dichloropropen	1	0	Avg	0.7980	0.9682	1.0392	0.9806	1.1961	0.9857	1.0000	-----	-----	0.995	5.43	0.998	0.998	12	0.20	20.00	5.00	2.00	50.00	100.0	250.0	500.0		
trans-1,3-Dichloroprop	1	0	Avg	0.5641	0.6035	0.8425	0.6045	0.7666	0.6217	0.6825	-----	-----	0.669	5.71	0.997	0.998	15	0.10	20.00	5.00	2.00	50.00	100.0	250.0	500.0		
Ethyl methacrylate	1	0	Avg	0.4338	0.4588	0.5923	0.3992	0.4920	0.4063	0.4229	-----	-----	0.458	5.73	0.998	0.998	15	0.50 a	20.00	5.00	2.00	50.00	100.0	250.0	500.0		
1,1,2-Trichloroethane	1	0	Avg	0.3439	0.3876	0.4522	0.3531	0.4147	0.3246	0.3240	-----	-----	0.371	5.81	0.997	0.997	13	0.10	20.00	5.00	2.00	50.00	100.0	250.0	500.0		
1,2-Dibromoethane	1	0	Avg	0.2878	0.3608	0.4633	0.2450	0.3376	0.2955	0.3032	0.2997	-----	0.324	6.10	0.999	0.999	20	0.10	20.00	5.00	2.00	50.00	100.0	250.0	500.0	1.00	
1,3-Dichloropropane	1	0	Avg	0.6894	0.6788	0.8138	0.6774	0.8169	0.5846	0.5671	-----	-----	0.690	5.90	0.993	0.995	14		20.00	5.00	2.00	50.00	100.0	250.0	500.0		
4-Methyl-2-Pentanone	1	0	Avg	0.2461	0.2620	0.2088	0.2790	0.3140	0.2744	0.2899	-----	-----	0.268	5.50	0.999	0.999	13	0.10	20.00	5.00	2.00	50.00	100.0	250.0	500.0		
2-Hexanone	1	0	Avg	0.1888	0.2243	0.2905	0.1872	0.2327	0.1802	0.1839	-----	-----	0.213	5.92	0.997	0.997	19	0.10	20.00	5.00	2.00	50.00	100.0	250.0	500.0		
Tetrachloroethene	1	0	Avg	0.9786	1.2353	1.2400	1.0008	1.1954	0.9303	0.8715	-----	-----	1.06	5.90	0.995	0.998	15	0.20	20.00	5.00	2.00	50.00	100.0	250.0	500.0		
Toluene-d8	1	0	Avg	1.6322	1.6319	1.4977	1.8268	2.0452	1.6955	1.6642	1.7220	1.4432	1.68	5.58	-1	-1	11		30.00	30.00	30.00	30.00	30.00	30.00	30.00	30.00	30.00
Toluene	1	0	Qua	1.9704	2.2560	3.0889	2.3089	2.5645	2.1051	2.1168	4.1754	-----	2.57	5.61	0.998	0.998	29	0.40	20.00	5.00	2.00	50.00	100.0	250.0	500.0	1.00	
1,1,1,2-Tetrachloroeth	1	0	Avg	0.5775	0.6033	0.7611	0.5627	0.6466	0.5502	0.5240	-----	-----	0.604	6.37	0.998	0.999	13		20.00	5.00	2.00	50.00	100.0	250.0	500.0		
Chlorobenzene	1	0	Avg	1.8125	1.9113	2.3283	1.9895	2.4306	1.9248	1.9013	-----	-----	2.04	6.34	0.997	0.998	12	0.50	20.00	5.00	2.00	50.00	100.0	250.0	500.0		
n-Butyl acrylate	1	0	Avg	1.0389	1.1812	1.1495	0.9453	1.3474	1.6329	1.4938	-----	-----	1.26	6.58	0.996	0.997	20	0.50	20.00	5.00	2.00	50.00	100.0	250.0	500.0		
n-Amyl acetate	1	0	Qua	0.9758	1.3625	2.0367	1.1543	1.3599	1.5345	1.3869	-----	-----	1.40	6.70	0.997	0.998	24	0.50	20.00	5.00	2.00	50.00	100.0	250.0	500.0		
Bromoform	1	0	Avg	0.6098	0.5842	0.5075	0.4471	0.4842	0.6290	0.5420	-----	-----	0.543	6.77	0.993	0.995	12	0.10	20.00	5.00	2.00	50.00	100.0	250.0	500.0		
Ethylbenzene	1	0	Qua	2.4611	2.2298	3.3409	2.0092	2.6050	2.7667	2.1375	3.7830	-----	2.67	6.38	0.982	0.996	23	0.10	20.00	5.00	2.00	50.00	100.0	250.0	500.0	1.00	
1,1,2,2-Tetrachloroeth	1	0	Avg	0.6067	0.8410	0.6919	0.6179	0.7303	0.8003	0.6548	-----	-----	0.706	6.99	0.989	0.997	13	0.10	20.00	5.00	2.00	50.00	100.0	250.0	500.0		
Bromofluorobenzene	1	0	Avg	0.9797	0.9450	0.9725	0.7675	0.8933	1.1118	0.9521	0.8873	0.9520	0.940	6.94	-1	-1	9.7		30.00	30.00	30.00	30.00	30.00	30.00	30.00	30.00	30.00
Styrene	1	0	Avg	3.6962	4.0346	3.8738	3.2222	3.7006	4.4753	3.6702	-----	-----	3.81	6.65	0.989	0.996	10	0.30	20.00	5.00	2.00	50.00	100.0	250.0	500.0		
m&p-Xylenes	1	0	Avg	3.1209	3.0419	3.2150	2.4684	2.9438	3.3826	2.7011	4.4508	2.5080	3.09	6.44	0.987	0.996	19	0.10	40.00	10.00	4.00	100.0	200.0	500.0	1000.	2.00	1.00
o-Xylene	1	0	Avg	2.5174	2.8439	2.9349	1.9920	2.5718	2.9137	2.3908	3.2529	-----	2.68	6.65	0.990	0.996	15	0.30	20.00	5.00	2.00	50.00	100.0	250.0	500.0	1.00	
trans-1,4-Dichloro-2-b	1	0	Avg	0.7304	1.2018	0.7131	0.7924	0.9871	1.0199	0.8662	-----	-----	0.902	7.00	0.992	0.998	20		20.00	5.00	2.00	50.00	100.0	250.0	500.0		
1,3-Dichlorobenzene	1	0	Avg	3.2444	3.6068	3.4090	2.4810	2.8761	3.2204	2.7189	-----	-----	3.08	7.54	0.992	0.997	13	0.60	20.00	5.00	2.00	50.00	100.0	250.0	500.0		
1,4-Dichlorobenzene	1	0	Avg	2.6811	2.9537	3.3655	2.3097	2.7585	3.0203	2.5852	-----	-----	2.81	7.59	0.993	0.998	12	0.50	20.00	5.00	2.00	50.00	100.0	250.0	500.0		
1,2-Dichlorobenzene	1	0	Avg	2.2841	2.7220	2.9855	1.8525	2.2263	2.2641	2.0926	-----	-----	2.35	7.80	0.998	0.999	16	0.40	20.00	5.00	2.00	50.00	100.0	250.0	500.0		
Isopropylbenzene	1	0	Avg	8.4567	8.1792	10.616	7.5943	9.2003	10.400	8.3492	9.9655	-----	9.10	6.84	0.987	0.996	12	0.10	20.00	5.00	2.00	50.00	100.0	250.0	500.0	1.00	
Cyclohexanone	1	0	Avg	0.1131	0.0807	0.0731	0.0742	0.0980	0.1013	0.0781	-----	-----	0.0884	7.00	0.980	0.997	18		100.0	25.00	10.00	250.0	500.0	1250.	2500.		
Camphene	1	0	Avg	3.6883	3.9832	4.4344	3.4116	4.2032	4.4483	3.5834	-----	-----	3.96	7.00	0.987	0.998	10		20.00	5.00	2.00	50.00	100.0	250.0	500.0		
1,2,3-Trichloropropane	1	0	Avg	0.9379	0.8986	1.0931	0.7767	1.0083	1.0574	0.9203	-----	-----	0.956	7.03	0.994	0.998	11		20.00	5.00	2.00	50.00	100.0	250.0	500.0		
2-Chlorotoluene	1	0	Avg	5.2217	5.8115	5.1044	4.6426	5.9195	5.7852	4.8528	-----	-----	5.33	7.12	0.991	0.999	9.5		20.00	5.00	2.00	50.00	100.0	250.0	500.0		

Flags
a - failed the min rf criteria
c - failed the minimum correlation coeff criteria(if applicable)

Note: Avg Rsd: 14.1
Corr 1 = Correlation Coefficient for linear Eq.
Corr 2 = Correlation Coefficient for quad Eq.
Fit = Indicates whether Avg RF, Linear, or Quadratic Curve was used for compound.

7062812 0110

Method: EPA 8260C

Form 6
Initial Calibration

Instrument: GCMS_6

Level #:	Data File:	Cal Identifier:	Analysis Date/Time	Level #:	Data File:	Cal Identifier:	Analysis Date/Time
1	6M54850.D	CAL @ 20 PPB	06/15/17 09:22	2	6M54849.D	CAL @ 5 PPB	06/15/17 09:05
3	6M54848.D	CAL @ 2 PPB	06/15/17 08:49	4	6M54857.D	CAL @ 50 PPB	06/15/17 11:18
5	6M54855.D	CAL @ 100 PPB	06/15/17 10:45	6	6M54853.D	CAL @ 250 PPB	06/15/17 10:12
7	6M54851.D	CAL @ 500 PPB	06/15/17 09:39	8	6M54847.D	CAL @ 1 PPB	06/15/17 08:32
9	6M54846.D	CAL @ 0.5 PPB	06/15/17 08:15				

Compound	Col	Mr	Fit:	RF1	RF2	RF3	RF4	RF5	RF6	RF7	RF8	RF9	AvgRf	RT	Corr1	Corr2	%Rsd		Calibration Level Concentrations Lvl1	Lvl2	Lvl3	Lvl4	Lvl5	Lvl6	Lvl7	Lvl8	Lvl9
p-Ethyltoluene	1	0	Avg	7.8939	7.6416	9.0548	6.9747	8.6298	8.9335	7.2796	-----	-----	8.06	7.12	0.988	0.998	10		20.00	5.00	2.00	50.00	100.0	250.0	500.0		
4-Chlorotoluene	1	0	Avg	4.6269	5.0544	5.1981	4.7268	5.1435	5.9022	5.0721	-----	-----	5.10	7.18	0.994	0.998	8.1		20.00	5.00	2.00	50.00	100.0	250.0	500.0		
n-Propylbenzene	1	0	Avg	10.137	10.313	11.701	9.3565	11.626	12.751	9.4416	13.328	-----	11.1	7.06	0.975	0.995	13		20.00	5.00	2.00	50.00	100.0	250.0	500.0	1.00	
Bromobenzene	1	0	Avg	3.2423	2.8725	4.2298	3.0066	3.6807	3.6360	3.1736	-----	-----	3.41	7.03	0.995	0.999	14		20.00	5.00	2.00	50.00	100.0	250.0	500.0		
1,3,5-Trimethylbenzen	1	0	Avg	6.1285	6.4939	7.0020	5.5145	6.5243	7.5087	6.1458	7.0337	-----	6.54	7.14	0.990	0.997	9.6		20.00	5.00	2.00	50.00	100.0	250.0	500.0	1.00	
Butyl methacrylate	1	0	Avg	2.0386	1.7979	2.5111	1.8200	2.2163	2.2645	2.0381	-----	-----	2.10	7.15	0.997	0.999	12	0.50	20.00	5.00	2.00	50.00	100.0	250.0	500.0		
t-Butylbenzene	1	0	Avg	6.0371	5.6093	6.8197	5.6351	6.7624	7.5929	6.1970	7.5726	-----	6.53	7.33	0.989	0.997	12		20.00	5.00	2.00	50.00	100.0	250.0	500.0	1.00	
1,2,4-Trimethylbenzen	1	0	Avg	6.0475	5.8643	5.3589	5.2569	6.3667	6.8256	5.8495	6.8145	-----	6.05	7.36	0.994	0.998	9.8		20.00	5.00	2.00	50.00	100.0	250.0	500.0	1.00	
sec-Butylbenzene	1	0	Avg	8.7290	7.7809	10.536	8.0530	9.8973	10.916	8.7159	10.039	-----	9.33	7.45	0.987	0.997	13		20.00	5.00	2.00	50.00	100.0	250.0	500.0	1.00	
4-Isopropyltoluene	1	0	Avg	6.6386	6.4095	6.5748	6.2044	7.0677	8.1081	6.8308	6.4089	-----	6.78	7.52	0.992	0.997	8.8		20.00	5.00	2.00	50.00	100.0	250.0	500.0	1.00	
n-Butylbenzene	1	0	Avg	8.5115	8.5631	8.5496	7.9323	9.6234	9.8939	8.5631	9.1419	-----	8.85	7.76	0.994	0.999	7.4		20.00	5.00	2.00	50.00	100.0	250.0	500.0	1.00	
p-Diethylbenzene	1	0	Avg	3.5768	3.3244	4.1501	3.3752	4.1238	4.3566	3.8038	-----	-----	3.82	7.74	0.995	0.999	11		20.00	5.00	2.00	50.00	100.0	250.0	500.0		
1,2,4,5-Tetramethylbe	1	0	Avg	3.8516	3.8219	4.3324	3.5464	4.5861	5.0040	4.3465	-----	-----	4.21	8.18	0.994	0.998	12		20.00	5.00	2.00	50.00	100.0	250.0	500.0		
1,2-Dibromo-3-Chloro	1	0	Qua	0.0788	0.0336	0.1077	0.0713	0.0913	0.0888	0.0835	-----	-----	0.0794	8.25	0.998	0.999	29	0.05 a	20.00	5.00	2.00	50.00	100.0	250.0	500.0		
Camphor	1	0	Qua	0.0322	0.0280	0.0536	0.0402	0.0454	0.0573	0.0411	-----	-----	0.0426	8.68	0.968	0.991	25		200.0	50.00	20.00	500.0	1000.	2500.	5000.		
Hexachlorobutadiene	1	0	Avg	2.0157	2.3011	2.9657	1.9138	2.2798	2.2064	1.9095	-----	-----	2.23	8.80	0.994	0.999	16		20.00	5.00	2.00	50.00	100.0	250.0	500.0		
1,2,4-Trichlorobenzen	1	0	Avg	1.1605	1.2637	1.5692	1.0499	1.1906	1.3261	1.2590	-----	-----	1.26	8.72	0.999	0.999	13	0.20	20.00	5.00	2.00	50.00	100.0	250.0	500.0		
1,2,3-Trichlorobenzen	1	0	Avg	0.8017	0.9885	1.2278	0.6668	0.8210	0.8823	0.8153	-----	-----	0.886	9.02	0.998	0.999	20		20.00	5.00	2.00	50.00	100.0	250.0	500.0		
Naphthalene	1	0	Avg	0.8527	1.1290	1.2285	0.8939	0.9889	1.0460	0.9097	1.0908	-----	1.02	8.88	0.995	0.999	13		20.00	5.00	2.00	50.00	100.0	250.0	500.0	1.00	

Flags
a - failed the min rf criteria
c - failed the minimum correlation coeff criteria(if applicable)

Note: Avg Rsd: 14.1
Corr 1 = Correlation Coefficient for linear Eq.
Corr 2 = Correlation Coefficient for quad Eq.
Fit = Indicates whether Avg RF, Linear, or Quadratic Curve was used for compound.

Form7

Continuing Calibration

Calibration Name: CAL @ 50 PPB **Data File:** 6M55451.D **Instrument:** GCMS 6

Cont Calibration Date/Time 6/29/2017 8:05:00 A Method: EPA 8260C

TxtCompd:	Col#	Multi Num	Type	RT	Conc	Conc Exp	Lo Lim	MIN RF	Initial RF	RF	%Diff	Flag
Fluorobenzene	1	0	I	4.75	30.00	30	**			0.000	0.00	
Chlorodifluoromethane	1	0		1.42	55.27	50	20	0.1	1.206	1.333	10.55	
Dichlorodifluoromethane	1	0		1.41	36.55	50	20	0.1	0.523	0.382	26.91	C1
Chloromethane	1	0		1.57	53.20	50	20	0.1	0.601	0.640	6.39	
Bromomethane	1	0		1.95	41.14	50	20	0.1	0.433	0.357	17.71	
Vinyl Chloride	1	0		1.67	44.65	50	20	0.1	0.717	0.640	10.70	
Chloroethane	1	0		2.04	47.01	50	20	0.1	0.429	0.404	5.97	
Trichlorofluoromethane	1	0		2.25	52.73	50	20	0.1	0.501	0.529	5.46	
Ethyl ether	1	0		2.47	47.45	50	20	0.5	0.241	0.229	5.11	
Furan	1	0		2.52	51.37	50	20	0.5	1.277	1.312	2.73	
1,1,2-Trichloro-1,2,2-trifluoroetha	1	0		2.67	48.63	50	20	0.1	0.602	0.586	2.75	
Methylene Chloride	1	0		3.07	61.75	50	20	0.1	0.334	0.413	23.50	C1
Acrolein	1	0		2.59	257.05	250	20		0.014	0.013	2.82	
Acrylonitrile	1	0		3.28	45.75	50	20		0.052	0.047	8.50	
Iodomethane	1	0		2.81	56.98	50	20		0.498	0.599	13.95	
Acetone	1	0		2.71	290.85	250	20	0.1	0.035	0.041	16.34	
Carbon Disulfide	1	0		2.87	52.84	50	20	0.1	1.874	1.980	5.67	
t-Butyl Alcohol	1	0		3.12	281.20	250	20		0.008	0.009	12.48	
n-Hexane	1	0		3.50	48.03	50	20		1.106	1.062	3.94	
Di-isopropyl-ether	1	0		3.67	50.45	50	20		1.637	1.652	0.90	
1,1-Dichloroethene	1	0		2.67	48.98	50	20	0.1	0.857	0.839	2.04	
Methyl Acetate	1	0		2.97	45.42	50	20	0.1	0.172	0.156	9.15	
Methyl-t-butyl ether	1	0		3.28	61.43	50	20	0.1	0.444	0.545	22.86	C1
1,1-Dichloroethane	1	0		3.64	49.89	50	20	0.2	1.021	1.019	0.23	
trans-1,2-Dichloroethene	1	0		3.29	51.89	50	20	0.1	0.563	0.584	3.79	
Ethyl-t-butyl ether	1	0		3.94	49.82	50	20	0.5	0.879	0.876	0.36	
cis-1,2-Dichloroethene	1	0		4.06	48.81	50	20	0.1	0.984	0.961	2.38	
Bromochloromethane	1	0		4.23	41.23	50	20		0.339	0.280	17.53	
2,2-Dichloropropane	1	0		4.08	53.25	50	20		0.795	0.847	6.50	
Ethyl acetate	1	0		4.10	48.26	50	20		0.165	0.159	3.48	
1,4-Dioxane	1	0		5.13	2074.13	2500	20		0.001	0.001	17.03	
1,1-Dichloropropene	1	0		4.48	48.27	50	20		0.947	0.915	3.47	
Chloroform	1	0		4.27	49.03	50	20	0.2	0.890	0.873	1.95	
Dibromofluoromethane	1	0	S	4.36	27.55	75	**		0.240	0.220	8.17	
Cyclohexane	1	0		4.43	48.44	50	20	0.1	1.205	1.168	3.11	
1,2-Dichloroethane-d4	1	0	S	4.56	32.51	75	**		0.106	0.114	8.37	
1,2-Dichloroethane	1	0		4.61	49.83	50	20	0.1	0.487	0.485	0.33	
2-Butanone	1	0		4.06	44.64	50	20	0.1	0.088	0.071	10.72	
1,1,1-Trichloroethane	1	0		4.39	48.78	50	20	0.1	0.928	0.905	2.45	
Carbon Tetrachloride	1	0		4.49	43.91	50	20	0.1	0.812	0.713	12.17	
Vinyl Acetate	1	0		3.27	53.22	50	20		0.173	0.184	6.45	
Bromodichloromethane	1	0		5.20	42.80	50	20	0.2	0.517	0.443	14.41	
Methylcyclohexane	1	0		5.05	48.05	50	20	0.1	1.011	0.971	3.89	
Dibromomethane	1	0		5.14	42.95	50	20		0.163	0.140	14.11	
1,2-Dichloropropane	1	0		5.07	46.65	50	20	0.1	0.491	0.458	6.69	
Trichloroethene	1	0		4.94	39.22	50	20	0.2	0.544	0.426	21.55	C1
Benzene	1	0		4.61	50.26	50	20	0.5	2.142	1.811	0.52	
tert-Amyl methyl ether	1	0		4.65	49.39	50	20		0.562	0.555	1.22	
Chlorobenzene-d5	1	0	I	6.32	30.00	30	**			0.000	0.00	
Iso-propylacetate	1	0		4.61	58.19	50	20	0.5	0.641	0.746	16.38	
Methyl methacrylate	1	0		5.09	45.15	50	20	0.5	0.340	0.307	9.70	
Dibromochloromethane	1	0		6.02	43.73	50	20	0.1	0.463	0.405	12.54	

S-Surrogate Compound I-Internal Standard Compound

N/O or N/Q - Not applicable for this run C1-Compound %Diff exceeds limits ** - No limit specified in method

Note: 8260/8270 limits are compared against the %DIFF/R.F. 625 limits are compared against the %DIFF.

624 limits are compared against the concentration found. 524.2 limits are compared against the %DIFF

Form7

Continuing Calibration

Calibration Name: CAL @ 50 PPB **Data File:** 6M55451.D **Instrument:** GCMS 6

Cont Calibration Date/Time 6/29/2017 8:05:00 A Method: EPA 8260C

TxtCompd:	Col#	Multi Num	Type	RT	Conc	Conc Exp	Lo Lim	MIN RF	Initial RF	RF	%Diff	Flag
2-Chloroethylvinylether	1	0		5.34	54.35	50	20		0.160	0.174	8.70	
cis-1,3-Dichloropropene	1	0		5.43	55.37	50	20	0.2	0.995	1.102	10.74	
trans-1,3-Dichloropropene	1	0		5.71	49.20	50	20	0.1	0.669	0.659	1.60	
Ethyl methacrylate	1	0		5.73	49.72	50	20	0.5	0.458	0.455	0.56	
1,1,2-Trichloroethane	1	0		5.81	51.47	50	20	0.1	0.371	0.382	2.94	
1,2-Dibromoethane	1	0		6.09	47.74	50	20	0.1	0.324	0.309	4.53	
1,3-Dichloropropane	1	0		5.90	52.94	50	20		0.690	0.730	5.88	
4-Methyl-2-Pentanone	1	0		5.49	60.86	50	20	0.1	0.268	0.326	21.73	C1
2-Hexanone	1	0		5.91	43.77	50	20	0.1	0.213	0.186	12.46	
Tetrachloroethene	1	0		5.89	48.44	50	20	0.2	1.065	1.031	3.12	
Toluene-d8	1	0	S	5.58	34.42	75	**		1.684	1.933	14.75	
Toluene	1	0		5.61	49.32	50	20	0.4	2.573	2.223	1.36	
1,1,1,2-Tetrachloroethane	1	0		6.37	47.66	50	20		0.604	0.575	4.67	
Chlorobenzene	1	0		6.33	53.07	50	20	0.5	2.043	2.168	6.14	
1,4-Dichlorobenzene-d4	1	0	I	7.57	30.00	30	**			0.000	0.00	
n-Butyl acrylate	1	0		6.58	50.31	50	20	0.5	1.256	1.263	0.62	
n-Amyl acetate	1	0		6.69	40.64	50	20	0.5	1.402	1.237	18.73	
Bromoform	1	0		6.77	42.96	50	20	0.1	0.543	0.467	14.09	
Ethylbenzene	1	0		6.38	30.84	50	20	0.1	2.667	1.863	38.32	C1
1,1,2,2-Tetrachloroethane	1	0		6.99	56.30	50	20	0.1	0.706	0.795	12.61	
Bromofluorobenzene	1	0	S	6.93	28.95	75	**		0.940	0.907	3.51	
Styrene	1	0		6.65	48.38	50	20	0.3	3.810	3.687	3.24	
m&p-Xylenes	1	0		6.44	93.53	100	20	0.1	3.093	2.892	6.47	
o-Xylene	1	0		6.65	42.38	50	20	0.3	2.677	2.269	15.23	
trans-1,4-Dichloro-2-butene	1	0		7.00	49.56	50	20		0.902	0.894	0.88	
1,3-Dichlorobenzene	1	0		7.54	46.98	50	20	0.6	3.080	2.893	6.04	
1,4-Dichlorobenzene	1	0		7.59	45.94	50	20	0.5	2.811	2.582	8.13	
1,2-Dichlorobenzene	1	0		7.80	43.63	50	20	0.4	2.347	2.048	12.73	
Isopropylbenzene	1	0		6.83	45.56	50	20	0.1	9.095	8.288	8.88	
Cyclohexanone	1	0		7.00	247.35	250	20		0.088	0.087	1.06	
Camphene	1	0		7.00	50.12	50	20		3.965	3.975	0.25	
1,2,3-Trichloropropane	1	0		7.03	56.10	50	20		0.956	1.073	12.20	
2-Chlorotoluene	1	0		7.12	52.43	50	20		5.334	5.594	4.87	
p-Ethyltoluene	1	0		7.11	54.49	50	20		8.058	8.782	8.99	
4-Chlorotoluene	1	0		7.18	52.65	50	20		5.103	5.374	5.29	
n-Propylbenzene	1	0		7.06	49.62	50	20		11.082	10.998	0.76	
Bromobenzene	1	0		7.03	55.56	50	20		3.406	3.785	11.12	
1,3,5-Trimethylbenzene	1	0		7.14	44.94	50	20		6.544	5.882	10.12	
Butyl methacrylate	1	0		7.15	47.58	50	20	0.5	2.098	1.997	4.84	
t-Butylbenzene	1	0		7.33	44.82	50	20		6.528	5.852	10.37	
1,2,4-Trimethylbenzene	1	0		7.35	52.40	50	20		6.048	6.338	4.80	
sec-Butylbenzene	1	0		7.45	48.36	50	20		9.334	9.028	3.28	
4-Isopropyltoluene	1	0		7.52	47.12	50	20		6.780	6.390	5.76	
n-Butylbenzene	1	0		7.75	51.26	50	20		8.847	9.070	2.51	
p-Diethylbenzene	1	0		7.74	49.98	50	20		3.816	3.814	0.05	
1,2,4,5-Tetramethylbenzene	1	0		8.18	50.39	50	20		4.213	4.246	0.78	
1,2-Dibromo-3-Chloropropane	1	0		8.25	39.19	50	20	0.05	0.079	0.071	21.63	C1
Camphor	1	0		8.67	257.43	500	20		0.043	0.032	48.51	C1
Hexachlorobutadiene	1	0		8.80	34.69	50	20		2.227	1.545	30.62	C1
1,2,4-Trichlorobenzene	1	0		8.72	42.80	50	20	0.2	1.260	1.079	14.39	
1,2,3-Trichlorobenzene	1	0		9.02	34.23	50	20		0.886	0.607	31.54	C1
Naphthalene	1	0		8.88	44.30	50	20		1.017	0.901	11.41	

S-Surrogate Compound I-Internal Standard Compound

N/O or N/Q - Not applicable for this run C1-Compound %Diff exceeds limits ** - No limit specified in method

Note: 8260/8270 limits are compared against the %DIFF/R.F. 625 limits are compared against the %DIFF.

624 limits are compared against the concentration found. 524.2 limits are compared against the %DIFF

Form7

Continuing Calibration

Calibration Name: CAL @ 50 PPB **Data File:** 6M55498.D **Instrument:** GCMS 6

Cont Calibration Date/Time 6/30/2017 6:39:00 A Method: EPA 8260C

TxtCompd:	Col#	Multi Num	Type	RT	Conc	Conc Exp	Lo Lim	MIN RF	Initial RF	RF	%Diff	Flag
Fluorobenzene	1	0	I	4.75	30.00	30	**			0.000	0.00	
Chlorodifluoromethane	1	0		1.43	49.70	50	20	0.1	1.206	1.198	0.60	
Dichlorodifluoromethane	1	0		1.42	42.13	50	20	0.1	0.523	0.441	15.74	
Chloromethane	1	0		1.57	58.41	50	20	0.1	0.601	0.703	16.82	
Bromomethane	1	0		1.96	46.97	50	20	0.1	0.433	0.407	6.06	
Vinyl Chloride	1	0		1.67	52.68	50	20	0.1	0.717	0.755	5.35	
Chloroethane	1	0		2.04	56.96	50	20	0.1	0.429	0.489	13.93	
Trichlorofluoromethane	1	0		2.26	63.80	50	20	0.1	0.501	0.640	27.60	C1
Ethyl ether	1	0		2.48	54.99	50	20	0.5	0.241	0.265	9.98	
Furan	1	0		2.52	55.69	50	20	0.5	1.277	1.423	11.38	
1,1,2-Trichloro-1,2,2-trifluoroetha	1	0		2.67	52.05	50	20	0.1	0.602	0.627	4.10	
Methylene Chloride	1	0		3.07	58.51	50	20	0.1	0.334	0.391	17.02	
Acrolein	1	0		2.61	259.08	250	20		0.014	0.013	3.63	
Acrylonitrile	1	0		3.26	40.41	50	20		0.052	0.042	19.17	
Iodomethane	1	0		2.81	48.09	50	20		0.498	0.503	3.81	
Acetone	1	0		2.71	259.11	250	20	0.1	0.035	0.036	3.65	
Carbon Disulfide	1	0		2.87	56.08	50	20	0.1	1.874	2.101	12.16	
t-Butyl Alcohol	1	0		3.13	244.27	250	20		0.008	0.007	2.29	
n-Hexane	1	0		3.51	48.48	50	20		1.106	1.072	3.05	
Di-isopropyl-ether	1	0		3.67	49.26	50	20		1.637	1.613	1.48	
1,1-Dichloroethene	1	0		2.67	46.85	50	20	0.1	0.857	0.803	6.30	
Methyl Acetate	1	0		2.97	62.18	50	20	0.1	0.172	0.214	24.36	C1
Methyl-t-butyl ether	1	0		3.28	61.10	50	20	0.1	0.444	0.542	22.21	C1
1,1-Dichloroethane	1	0		3.64	53.86	50	20	0.2	1.021	1.100	7.72	
trans-1,2-Dichloroethene	1	0		3.29	55.31	50	20	0.1	0.563	0.622	10.61	
Ethyl-t-butyl ether	1	0		3.95	50.77	50	20	0.5	0.879	0.893	1.55	
cis-1,2-Dichloroethene	1	0		4.07	53.29	50	20	0.1	0.984	1.049	6.59	
Bromochloromethane	1	0		4.23	45.51	50	20		0.339	0.309	8.98	
2,2-Dichloropropane	1	0		4.07	56.47	50	20		0.795	0.898	12.94	
Ethyl acetate	1	0		4.10	62.50	50	20		0.165	0.206	25.01	C1
1,4-Dioxane	1	0		5.13	2577.30	2500	20		0.001	0.001	3.09	
1,1-Dichloropropene	1	0		4.49	49.49	50	20		0.947	0.938	1.03	
Chloroform	1	0		4.27	52.17	50	20	0.2	0.890	0.929	4.34	
Dibromofluoromethane	1	0	S	4.37	31.19	75	**		0.240	0.249	3.95	
Cyclohexane	1	0		4.43	51.70	50	20	0.1	1.205	1.246	3.40	
1,2-Dichloroethane-d4	1	0	S	4.57	33.21	75	**		0.106	0.117	10.71	
1,2-Dichloroethane	1	0		4.61	53.89	50	20	0.1	0.487	0.525	7.78	
2-Butanone	1	0		4.08	59.73	50	20	0.1	0.088	0.095	19.46	
1,1,1-Trichloroethane	1	0		4.40	50.82	50	20	0.1	0.928	0.943	1.65	
Carbon Tetrachloride	1	0		4.49	52.56	50	20	0.1	0.812	0.854	5.12	
Vinyl Acetate	1	0		3.27	55.33	50	20		0.173	0.191	10.66	
Bromodichloromethane	1	0		5.21	49.24	50	20	0.2	0.517	0.509	1.51	
Methylcyclohexane	1	0		5.05	52.53	50	20	0.1	1.011	1.062	5.05	
Dibromomethane	1	0		5.14	51.02	50	20		0.163	0.167	2.04	
1,2-Dichloropropane	1	0		5.07	50.77	50	20	0.1	0.491	0.498	1.54	
Trichloroethene	1	0		4.95	47.20	50	20	0.2	0.544	0.513	5.60	
Benzene	1	0		4.61	55.93	50	20	0.5	2.142	2.018	11.86	
tert-Amyl methyl ether	1	0		4.65	52.83	50	20		0.562	0.593	5.66	
Chlorobenzene-d5	1	0	I	6.33	30.00	30	**			0.000	0.00	
Iso-propylacetate	1	0		4.61	55.06	50	20	0.5	0.641	0.705	10.13	
Methyl methacrylate	1	0		5.10	57.08	50	20	0.5	0.340	0.388	14.16	
Dibromochloromethane	1	0		6.03	51.44	50	20	0.1	0.463	0.476	2.89	

S-Surrogate Compound I-Internal Standard Compound

N/O or N/Q - Not applicable for this run C1-Compound %Diff exceeds limits ** - No limit specified in method

Note: 8260/8270 limits are compared against the %DIFF/R.F. 625 limits are compared against the %DIFF.
624 limits are compared against the concentration found. 524.2 limits are compared against the %DIFF

Form7

Continuing Calibration

Calibration Name: CAL @ 50 PPB **Data File:** 6M55498.D **Instrument:** GCMS 6

Cont Calibration Date/Time 6/30/2017 6:39:00 A Method: EPA 8260C

TxtCompd:	Col#	Multi Num	Type	RT	Conc	Conc Exp	Lo Lim	MIN RF	Initial RF	RF	%Diff	Flag
2-Chloroethylvinylether	1	0		5.35	56.68	50	20		0.160	0.181	13.37	
cis-1,3-Dichloropropene	1	0		5.43	57.19	50	20	0.2	0.995	1.139	14.38	
trans-1,3-Dichloropropene	1	0		5.71	53.98	50	20	0.1	0.669	0.723	7.95	
Ethyl methacrylate	1	0		5.73	50.77	50	20	0.5	0.458	0.465	1.54	
1,1,2-Trichloroethane	1	0		5.82	52.43	50	20	0.1	0.371	0.390	4.86	
1,2-Dibromoethane	1	0		6.10	51.50	50	20	0.1	0.324	0.334	3.00	
1,3-Dichloropropane	1	0		5.91	55.64	50	20		0.690	0.768	11.28	
4-Methyl-2-Pentanone	1	0		5.50	59.75	50	20	0.1	0.268	0.320	19.50	
2-Hexanone	1	0		5.91	46.24	50	20	0.1	0.213	0.197	7.51	
Tetrachloroethene	1	0		5.89	48.34	50	20	0.2	1.065	1.029	3.32	
Toluene-d8	1	0	S	5.58	29.79	75	**		1.684	1.673	0.69	
Toluene	1	0		5.61	55.29	50	20	0.4	2.573	2.490	10.58	
1,1,1,2-Tetrachloroethane	1	0		6.38	54.69	50	20		0.604	0.660	9.38	
Chlorobenzene	1	0		6.34	53.45	50	20	0.5	2.043	2.184	6.90	
1,4-Dichlorobenzene-d4	1	0	I	7.57	30.00	30	**			0.000	0.00	
n-Butyl acrylate	1	0		6.58	48.50	50	20	0.5	1.256	1.218	3.00	
n-Amyl acetate	1	0		6.70	38.80	50	20	0.5	1.402	1.182	22.39	C1
Bromoform	1	0		6.78	44.00	50	20	0.1	0.543	0.478	12.00	
Ethylbenzene	1	0		6.38	37.94	50	20	0.1	2.667	2.282	24.13	C1
1,1,2,2-Tetrachloroethane	1	0		6.99	49.70	50	20	0.1	0.706	0.702	0.59	
Bromofluorobenzene	1	0	S	6.94	27.93	75	**		0.940	0.875	6.90	
Styrene	1	0		6.66	49.55	50	20	0.3	3.810	3.776	0.89	
m&p-Xylenes	1	0		6.44	90.99	100	20	0.1	3.093	2.814	9.01	
o-Xylene	1	0		6.65	45.74	50	20	0.3	2.677	2.449	8.52	
trans-1,4-Dichloro-2-butene	1	0		7.00	53.02	50	20		0.902	0.956	6.04	
1,3-Dichlorobenzene	1	0		7.54	44.19	50	20	0.6	3.080	2.722	11.62	
1,4-Dichlorobenzene	1	0		7.59	47.06	50	20	0.5	2.811	2.645	5.89	
1,2-Dichlorobenzene	1	0		7.81	42.76	50	20	0.4	2.347	2.007	14.48	
Isopropylbenzene	1	0		6.84	44.56	50	20	0.1	9.095	8.106	10.88	
Cyclohexanone	1	0		7.00	230.04	250	20		0.088	0.081	7.98	
Camphene	1	0		7.00	46.37	50	20		3.965	3.677	7.26	
1,2,3-Trichloropropane	1	0		7.03	51.53	50	20		0.956	0.985	3.07	
2-Chlorotoluene	1	0		7.13	50.02	50	20		5.334	5.336	0.04	
p-Ethyltoluene	1	0		7.12	46.15	50	20		8.058	7.437	7.71	
4-Chlorotoluene	1	0		7.18	46.99	50	20		5.103	4.796	6.02	
n-Propylbenzene	1	0		7.06	48.06	50	20		11.082	10.651	3.89	
Bromobenzene	1	0		7.03	48.85	50	20		3.406	3.327	2.30	
1,3,5-Trimethylbenzene	1	0		7.15	48.34	50	20		6.544	6.327	3.31	
Butyl methacrylate	1	0		7.15	47.12	50	20	0.5	2.098	1.977	5.76	
t-Butylbenzene	1	0		7.33	43.55	50	20		6.528	5.686	12.90	
1,2,4-Trimethylbenzene	1	0		7.36	47.40	50	20		6.048	5.734	5.19	
sec-Butylbenzene	1	0		7.45	44.18	50	20		9.334	8.248	11.63	
4-Isopropyltoluene	1	0		7.53	45.37	50	20		6.780	6.153	9.26	
n-Butylbenzene	1	0		7.75	50.27	50	20		8.847	8.895	0.54	
p-Diethylbenzene	1	0		7.74	47.35	50	20		3.816	3.614	5.29	
1,2,4,5-Tetramethylbenzene	1	0		8.19	48.94	50	20		4.213	4.124	2.12	
1,2-Dibromo-3-Chloropropane	1	0		8.25	39.56	50	20	0.05	0.079	0.072	20.87	C1
Camphor	1	0		8.68	284.58	500	20		0.043	0.035	43.08	C1
Hexachlorobutadiene	1	0		8.81	39.35	50	20		2.227	1.753	21.29	C1
1,2,4-Trichlorobenzene	1	0		8.72	43.14	50	20	0.2	1.260	1.087	13.72	
1,2,3-Trichlorobenzene	1	0		9.03	39.43	50	20		0.886	0.699	21.14	C1
Naphthalene	1	0		8.88	43.04	50	20		1.017	0.876	13.92	

S-Surrogate Compound I-Internal Standard Compound

N/O or N/Q - Not applicable for this run C1-Compound %Diff exceeds limits ** - No limit specified in method

Note: 8260/8270 limits are compared against the %DIFF/R.F. 625 limits are compared against the %DIFF.

624 limits are compared against the concentration found. 524.2 limits are compared against the %DIFF

Form7

Continuing Calibration

Calibration Name: CAL @ 50 PPB **Data File:** 6M55557.D **Instrument:** GCMS 6

Cont Calibration Date/Time 7/3/2017 9:38:00 A Method: EPA 8260C

TxtCompd:	Col#	Multi Num	Type	RT	Conc	Conc Exp	Lo Lim	MIN RF	Initial RF	RF	%Diff	Flag
Fluorobenzene	1	0	I	4.75	30.00	30	**			0.000	0.00	
Chlorodifluoromethane	1	0		1.42	36.53	50	20	0.1	1.206	0.881	26.94	C1
Dichlorodifluoromethane	1	0		1.42	32.67	50	20	0.1	0.523	0.342	34.66	C1
Chloromethane	1	0		1.57	54.67	50	20	0.1	0.601	0.658	9.33	
Bromomethane	1	0		1.96	44.44	50	20	0.1	0.433	0.385	11.13	
Vinyl Chloride	1	0		1.67	52.29	50	20	0.1	0.717	0.749	4.58	
Chloroethane	1	0		2.04	49.04	50	20	0.1	0.429	0.421	1.93	
Trichlorofluoromethane	1	0		2.26	57.57	50	20	0.1	0.501	0.577	15.15	
Ethyl ether	1	0		2.48	50.68	50	20	0.5	0.241	0.244	1.35	
Furan	1	0		2.52	50.45	50	20	0.5	1.277	1.289	0.90	
1,1,2-Trichloro-1,2,2-trifluoroetha	1	0		2.67	50.64	50	20	0.1	0.602	0.610	1.29	
Methylene Chloride	1	0		3.07	55.24	50	20	0.1	0.334	0.369	10.48	
Acrolein	1	0		2.60	216.69	250	20		0.014	0.011	13.33	
Acrylonitrile	1	0		3.28	64.75	50	20		0.052	0.067	29.50	C1
Iodomethane	1	0		2.81	61.93	50	20		0.498	0.653	23.85	C1
Acetone	1	0		2.71	269.87	250	20	0.1	0.035	0.038	7.95	
Carbon Disulfide	1	0		2.87	52.05	50	20	0.1	1.874	1.950	4.10	
t-Butyl Alcohol	1	0		3.12	242.72	250	20		0.008	0.007	2.91	
n-Hexane	1	0		3.50	49.87	50	20		1.106	1.103	0.25	
Di-isopropyl-ether	1	0		3.67	49.77	50	20		1.637	1.630	0.45	
1,1-Dichloroethene	1	0		2.68	45.81	50	20	0.1	0.857	0.785	8.37	
Methyl Acetate	1	0		2.97	57.73	50	20	0.1	0.172	0.198	15.45	
Methyl-t-butyl ether	1	0		3.28	63.16	50	20	0.1	0.444	0.561	26.31	C1
1,1-Dichloroethane	1	0		3.64	53.89	50	20	0.2	1.021	1.100	7.78	
trans-1,2-Dichloroethene	1	0		3.29	52.35	50	20	0.1	0.563	0.589	4.69	
Ethyl-t-butyl ether	1	0		3.94	56.98	50	20	0.5	0.879	1.002	13.95	
cis-1,2-Dichloroethene	1	0		4.07	51.72	50	20	0.1	0.984	1.018	3.45	
Bromochloromethane	1	0		4.23	49.63	50	20		0.339	0.337	0.74	
2,2-Dichloropropane	1	0		4.08	53.95	50	20		0.795	0.858	7.90	
Ethyl acetate	1	0		4.09	50.59	50	20		0.165	0.167	1.17	
1,4-Dioxane	1	0		5.13	2717.92	2500	20		0.001	0.001	8.72	
1,1-Dichloropropene	1	0		4.49	52.56	50	20		0.947	0.996	5.12	
Chloroform	1	0		4.28	50.92	50	20	0.2	0.890	0.907	1.84	
Dibromofluoromethane	1	0	S	4.37	32.13	75	**		0.240	0.257	7.09	
Cyclohexane	1	0		4.43	52.51	50	20	0.1	1.205	1.266	5.03	
1,2-Dichloroethane-d4	1	0	S	4.57	29.10	75	**		0.106	0.102	2.99	
1,2-Dichloroethane	1	0		4.61	51.99	50	20	0.1	0.487	0.506	3.97	
2-Butanone	1	0		4.07	56.88	50	20	0.1	0.088	0.091	13.76	
1,1,1-Trichloroethane	1	0		4.40	51.98	50	20	0.1	0.928	0.965	3.95	
Carbon Tetrachloride	1	0		4.49	53.73	50	20	0.1	0.812	0.873	7.45	
Vinyl Acetate	1	0		3.28	55.41	50	20		0.173	0.191	10.81	
Bromodichloromethane	1	0		5.21	50.35	50	20	0.2	0.517	0.521	0.71	
Methylcyclohexane	1	0		5.05	51.89	50	20	0.1	1.011	1.049	3.77	
Dibromomethane	1	0		5.14	51.57	50	20		0.163	0.168	3.13	
1,2-Dichloropropane	1	0		5.07	51.42	50	20	0.1	0.491	0.505	2.84	
Trichloroethene	1	0		4.95	52.15	50	20	0.2	0.544	0.567	4.29	
Benzene	1	0		4.61	56.52	50	20	0.5	2.142	2.039	13.04	
tert-Amyl methyl ether	1	0		4.65	58.91	50	20		0.562	0.662	17.81	
Chlorobenzene-d5	1	0	I	6.33	30.00	30	**			0.000	0.00	
Iso-propylacetate	1	0		4.61	50.55	50	20	0.5	0.641	0.648	1.10	
Methyl methacrylate	1	0		5.10	47.23	50	20	0.5	0.340	0.321	5.54	
Dibromochloromethane	1	0		6.03	52.71	50	20	0.1	0.463	0.488	5.43	

S-Surrogate Compound I-Internal Standard Compound

N/O or N/Q - Not applicable for this run C1-Compound %Diff exceeds limits ** - No limit specified in method

Note: 8260/8270 limits are compared against the %DIFF/R.F. 625 limits are compared against the %DIFF.

624 limits are compared against the concentration found. 524.2 limits are compared against the %DIFF

Form7

Continuing Calibration

Calibration Name: CAL @ 50 PPB **Data File:** 6M55557.D **Instrument:** GCMS 6

Cont Calibration Date/Time 7/3/2017 9:38:00 A Method: EPA 8260C

TxtCompd:	Col#	Multi Num	Type	RT	Conc	Conc Exp	Lo Lim	MIN RF	Initial RF	RF	%Diff	Flag
2-Chloroethylvinylether	1	0		5.35	55.35	50	20		0.160	0.177	10.70	
cis-1,3-Dichloropropene	1	0		5.43	47.31	50	20	0.2	0.995	0.942	5.39	
trans-1,3-Dichloropropene	1	0		5.71	47.36	50	20	0.1	0.669	0.634	5.28	
Ethyl methacrylate	1	0		5.73	40.24	50	20	0.5	0.458	0.369	19.52	
1,1,2-Trichloroethane	1	0		5.81	44.25	50	20	0.1	0.371	0.329	11.51	
1,2-Dibromoethane	1	0		6.10	44.69	50	20	0.1	0.324	0.290	10.62	
1,3-Dichloropropane	1	0		5.90	44.57	50	20		0.690	0.615	10.85	
4-Methyl-2-Pentanone	1	0		5.50	59.00	50	20	0.1	0.268	0.316	18.00	
2-Hexanone	1	0		5.92	46.10	50	20	0.1	0.213	0.196	7.79	
Tetrachloroethene	1	0		5.89	41.61	50	20	0.2	1.065	0.886	16.77	
Toluene-d8	1	0	S	5.58	27.27	75	**		1.684	1.531	9.12	
Toluene	1	0		5.61	46.77	50	20	0.4	2.573	2.109	6.46	
1,1,1,2-Tetrachloroethane	1	0		6.38	47.95	50	20		0.604	0.579	4.11	
Chlorobenzene	1	0		6.34	48.16	50	20	0.5	2.043	1.967	3.69	
1,4-Dichlorobenzene-d4	1	0	I	7.57	30.00	30	**			0.000	0.00	
n-Butyl acrylate	1	0		6.58	46.97	50	20	0.5	1.256	1.180	6.06	
n-Amyl acetate	1	0		6.70	41.23	50	20	0.5	1.402	1.255	17.55	
Bromoform	1	0		6.78	40.48	50	20	0.1	0.543	0.440	19.03	
Ethylbenzene	1	0		6.38	38.17	50	20	0.1	2.667	2.295	23.66	C1
1,1,2,2-Tetrachloroethane	1	0		7.00	50.57	50	20	0.1	0.706	0.714	1.14	
Bromofluorobenzene	1	0	S	6.94	25.57	75	**		0.940	0.801	14.75	
Styrene	1	0		6.66	47.37	50	20	0.3	3.810	3.610	5.26	
m&p-Xylenes	1	0		6.44	89.00	100	20	0.1	3.093	2.752	11.00	
o-Xylene	1	0		6.65	41.64	50	20	0.3	2.677	2.229	16.73	
trans-1,4-Dichloro-2-butene	1	0		7.00	47.51	50	20		0.902	0.857	4.98	
1,3-Dichlorobenzene	1	0		7.54	42.48	50	20	0.6	3.080	2.616	15.04	
1,4-Dichlorobenzene	1	0		7.59	42.60	50	20	0.5	2.811	2.395	14.80	
1,2-Dichlorobenzene	1	0		7.80	42.96	50	20	0.4	2.347	2.017	14.07	
Isopropylbenzene	1	0		6.84	42.57	50	20	0.1	9.095	7.745	14.85	
Cyclohexanone	1	0		7.00	237.43	250	20		0.088	0.084	5.03	
Camphene	1	0		7.00	42.82	50	20		3.965	3.396	14.35	
1,2,3-Trichloropropane	1	0		7.03	45.12	50	20		0.956	0.863	9.76	
2-Chlorotoluene	1	0		7.12	43.93	50	20		5.334	4.686	12.15	
p-Ethyltoluene	1	0		7.12	45.84	50	20		8.058	7.388	8.32	
4-Chlorotoluene	1	0		7.18	47.79	50	20		5.103	4.878	4.41	
n-Propylbenzene	1	0		7.06	44.21	50	20		11.082	9.799	11.58	
Bromobenzene	1	0		7.03	43.95	50	20		3.406	2.994	12.10	
1,3,5-Trimethylbenzene	1	0		7.15	45.61	50	20		6.544	5.969	8.79	
Butyl methacrylate	1	0		7.15	46.49	50	20	0.5	2.098	1.951	7.02	
t-Butylbenzene	1	0		7.33	41.74	50	20		6.528	5.449	16.53	
1,2,4-Trimethylbenzene	1	0		7.36	46.04	50	20		6.048	5.570	7.91	
sec-Butylbenzene	1	0		7.45	42.70	50	20		9.334	7.971	14.60	
4-Isopropyltoluene	1	0		7.53	46.15	50	20		6.780	6.258	7.70	
n-Butylbenzene	1	0		7.76	45.97	50	20		8.847	8.134	8.07	
p-Diethylbenzene	1	0		7.74	47.17	50	20		3.816	3.600	5.67	
1,2,4,5-Tetramethylbenzene	1	0		8.19	51.03	50	20		4.213	4.299	2.06	
1,2-Dibromo-3-Chloropropane	1	0		8.25	56.53	50	20	0.05	0.079	0.103	13.06	
Camphor	1	0		8.67	465.38	500	20		0.043	0.057	6.92	
Hexachlorobutadiene	1	0		8.80	32.33	50	20		2.227	1.440	35.33	C1
1,2,4-Trichlorobenzene	1	0		8.72	52.14	50	20	0.2	1.260	1.314	4.28	
1,2,3-Trichlorobenzene	1	0		9.02	44.77	50	20		0.886	0.793	10.47	
Naphthalene	1	0		8.88	50.38	50	20		1.017	1.025	0.76	

S-Surrogate Compound I-Internal Standard Compound

N/O or N/Q - Not applicable for this run C1-Compound %Diff exceeds limits ** - No limit specified in method

Note: 8260/8270 limits are compared against the %DIFF/R.F. 625 limits are compared against the %DIFF.

624 limits are compared against the concentration found. 524.2 limits are compared against the %DIFF

7062812 0117

FORM8

Internal Standard Areas

Evaluation Std Data File: 6M54850.D Method: EPA 8260C

Analysis Date/Time: 06/15/17 09:22

Lab File ID: CAL @ 20 PPB

	I1		I2		I3		I4		I5		I6		I7	
	Area	RT	Area	RT	Area	RT	Area	RT	Area	RT	Area	RT	Area	RT
Eval File Area/RT:	202808	4.75	105085	6.32	44505	7.57								
Eval File Area Limit:	101404-405616		52542-210170		22252-89010									
Eval File Rt Limit:	4.25-5.25		5.82-6.82		7.07-8.07									

Data File	Sample						
6M54844.D	BLK	162689	4.75	96560	6.32	31404	7.57
6M54846.D	CAL @ 0.5 PPB	185465	4.75	112974	6.33	40610	7.57
6M54847.D	CAL @ 1 PPB	167475	4.75	82281	6.32	41197	7.57
6M54848.D	CAL @ 2 PPB	189200	4.75	108226	6.33	43856	7.57
6M54849.D	CAL @ 5 PPB	198961	4.75	102467	6.33	42032	7.57
6M54850.D	CAL @ 20 PPB	202808	4.75	105085	6.32	44505	7.57
6M54851.D	CAL @ 500 PPB	209374	4.75	116196	6.33	51628	7.57
6M54853.D	CAL @ 250 PPB	232675	4.75	120266	6.33	45201	7.57
6M54855.D	CAL @ 100 PPB	197430	4.76	87178	6.33	41937	7.58
6M54857.D	CAL @ 50 PPB	204998	4.75	97905	6.32	49098	7.57
6M54860.D	STD	228412	4.75	116258	6.33	51805	7.57
6M54861.D	ICV	202006	4.75	100733	6.33	46754	7.57
6M54864.D	DAILY BLANK	189373	4.75	110336	6.32	43400	7.58
6M54865.D	0.5 PPB	180980	4.75	78199	6.32	33950	7.57
6M54866.D	AC98276-002	191321	4.75	73315	6.33	41342	7.57
6M54867.D	AC98276-001	199576	4.76	77212	6.33	37111	7.57
6M54868.D	98395-001	186513	4.75	73504	6.33	38124	7.57
6M54869.D	AC98385-013(5X)	196869	4.75	93187	6.33	40364	7.57
6M54870.D	MBS61243	206355	4.75	110885	6.33	46550	7.57
6M54871.D	AC98301-005(MS)	201081	4.75	101956	6.33	34406	7.57
6M54872.D	AC98301-005(MSD)	223590	4.75	114892	6.32	48246	7.57
6M54873.D	BLK	192574	4.75	110091	6.33	43711	7.57
6M54874.D	AC98352-010	191687	4.75	103156	6.32	37500	7.57
6M54875.D	AC98352-011	183999	4.75	103087	6.33	34810	7.57
6M54876.D	AC98458-001	191552	4.75	108007	6.33	41381	7.57
6M54877.D	AC98458-002	200899	4.76	108517	6.33	39314	7.57
6M54878.D	AC98458-003	181863	4.76	94526	6.34	40209	7.58
6M54879.D	AC98458-004	187994	4.75	98819	6.33	38421	7.57
6M54880.D	AC98450-001	164222	4.77	80741	6.34	30533	7.59
6M54881.D	AC98458-005	191952	4.76	103947	6.33	36607	7.57

I1 =	Fluorobenzene	I4 =	I7 =	625/8270 Internal Standard concentration = 40 mg/L (in final extract)
I2 =	Chlorobenzene-d5	I5 =		624/8260 Internal Standard concentration = 30ug/L
I3 =	1,4-Dichlorobenzene-d4	I6 =		524 Internal Standard concentration =5ug/L

Internal Standard Areas

Upper Limit = + 100% of internal standard area from daily cal or mid pt.

Lower Limit = - 50% of internal standard area from daily cal or mid pt.

Flags:

A - Indicates the compound failed the internal standard area criteria

R - Indicates the compound failed the internal standard retention time criteria.

Retention Times: Limit = within +/- 0.5 min of internal standard retention time from the daily cal or mid pt.

7062812 0118

FORM8

Internal Standard Areas

Evaluation Std Data File: 6M55451.D Method: EPA 8260C

Analysis Date/Time: 06/29/17 08:05

Lab File ID: CAL @ 50 PPB

	I1		I2		I3		I4		I5		I6		I7	
	Area	RT	Area	RT	Area	RT	Area	RT	Area	RT	Area	RT	Area	RT
Eval File Area/RT:	201393	4.75	84890	6.32	38217	7.57								
Eval File Area Limit:	100696-402786		42445-169780		19108-76434									
Eval File Rt Limit:	4.25-5.25		5.82-6.82		7.07-8.07									

Data File	Sample						
6M55454.D	BLK	184667	4.75	106799	6.32	37924	7.57
6M55455.D	DAILY BLANK	195598	4.75	114482	6.32	36807	7.57
6M55456.D	AC98700-004	187665	4.75	81119	6.32	39506	7.57
6M55457.D	AC98700-005	207552	4.75	125642	6.32	40774	7.57
6M55458.D	MBS61533	205318	4.75	106929	6.32	45010	7.57
6M55459.D	AC98700-004(MS)	210619	4.75	89830	6.32	47404	7.57
6M55460.D	AC98700-004(MSD)	218798	4.75	112756	6.32	47616	7.57
6M55461.D	BLK	164628	4.75	95178	6.32	33895	7.57
6M55462.D	AC98694-001	187804	4.75	100645	6.32	39015	7.57
6M55463.D	AC98694-002	185057	4.75	100404	6.32	37495	7.57
6M55464.D	AC98694-003	182604	4.75	89381	6.33	34803	7.57
6M55465.D	AC98694-004	173725	4.75	87556	6.33	38090	7.57
6M55466.D	AC98694-005	176929	4.75	100073	6.33	39747	7.58
6M55467.D	AC98694-006	174439	4.75	93713	6.32	37534	7.57
6M55468.D	AC98694-007	191572	4.75	108104	6.32	41438	7.57
6M55469.D	AC98694-008	191974	4.75	103724	6.32	33812	7.57
6M55470.D	AC98694-009	182423	4.75	101865	6.33	35523	7.57
6M55471.D	AC98694-010	184677	4.75	96606	6.32	39528	7.57
6M55472.D	AC98694-011	161786	4.75	73039	6.32	38387	7.57
6M55473.D	AC98694-012	174274	4.75	103081	6.32	33412	7.57
6M55474.D	BLK	167084	4.75	97177	6.33	33322	7.57
6M55475.D	AC98676-007	205965	4.75	114481	6.32	44145	7.58
6M55476.D	AC98676-004	208871	4.75	109494	6.33	47808	7.57
6M55477.D	AC98677-003	185204	4.76	103654	6.33	37036	7.57
6M55478.D	AC98677-006	189258	4.75	104096	6.33	42895	7.57
6M55479.D	AC98677-007	186801	4.75	106712	6.33	38344	7.57
6M55480.D	AC98693-005(MS)	191627	4.76	110553	6.33	42003	7.58
6M55481.D	AC98693-005(MSD)	196941	4.76	109058	6.33	39907	7.58
6M55482.D	MBS61537	201837	4.75	111914	6.33	49777	7.57
6M55483.D	BLK	174870	4.76	96102	6.33	36462	7.57
6M55484.D	AC98701-001	180933	4.76	106660	6.33	36264	7.57
6M55485.D	AC98701-002	185331	4.75	109285	6.33	37028	7.57

I1 =	Fluorobenzene	I4 =	I7 =	625/8270 Internal Standard concentration = 40 mg/L (in final extract)
I2 =	Chlorobenzene-d5	I5 =		624/8260 Internal Standard concentration = 30ug/L
I3 =	1,4-Dichlorobenzene-d4	I6 =		524 Internal Standard concentration =5ug/L

Internal Standard Areas

Upper Limit = + 100% of internal standard area from daily cal or mid pt.

Lower Limit = - 50% of internal standard area from daily cal or mid pt.

Flags:

A - Indicates the compound failed the internal standard area criteria

R - Indicates the compound failed the internal standard retention time criteria.

Retention Times: Limit = within +/- 0.5 min of internal standard retention time from the daily cal or mid pt.

7062812 0119

FORM8

Internal Standard Areas

Evaluation Std Data File: 6M55451.D Method: EPA 8260C

Analysis Date/Time: 06/29/17 08:05

Lab File ID: CAL @ 50 PPB

	I1		I2		I3		I4		I5		I6		I7	
	Area	RT	Area	RT	Area	RT	Area	RT	Area	RT	Area	RT	Area	RT
Eval File Area/RT:	201393	4.75	84890	6.32	38217	7.57								
Eval File Area Limit:	100696-402786		42445-169780		19108-76434									
Eval File Rt Limit:	4.25-5.25		5.82-6.82		7.07-8.07									

Data File	Sample						
6M55486.D	AC98701-003	166912	4.75	84965	6.33	32766	7.57
6M55487.D	AC98701-004	176229	4.76	100086	6.33	36258	7.57
6M55488.D	AC98701-005	162217	4.76	66092	6.33	33931	7.57
6M55489.D	AC98693-004	172848	4.75	92751	6.33	33449	7.57
6M55490.D	AC98693-005	189621	4.75	107352	6.33	35122	7.57
6M55491.D	AC98693-006	171798	4.75	92991	6.33	31400	7.57
6M55492.D	MBS61538	187153	4.75	108538	6.33	45002	7.57
6M55493.D	BLK	154727	4.75	85278	6.33	32803	7.57
6M55494.D	BLK	182607	4.76	99283	6.33	36856	7.58
6M55495.D	BLK	160928	4.76	83350	6.33	34443	7.57

I1 =	Fluorobenzene	I4 =	I7 =	625/8270 Internal Standard concentration = 40 mg/L (in final extract)
I2 =	Chlorobenzene-d5	I5 =		624/8260 Internal Standard concentration = 30ug/L
I3 =	1,4-Dichlorobenzene-d4	I6 =		524 Internal Standard concentration =5ug/L

Internal Standard Areas

Upper Limit = + 100% of internal standard area from daily cal or mid pt.

Lower Limit = - 50% of internal standard area from daily cal or mid pt.

Flags:

A - Indicates the compound failed the internal standard area criteria

R - Indicates the compound failed the internal standard retention time criteria.

Retention Times: Limit = within +/- 0.5 min of internal standard retention time from the daily cal or mid pt.

7062812 0120

FORM8

Internal Standard Areas

Evaluation Std Data File: 6M55498.D Method: EPA 8260C

Analysis Date/Time: 06/30/17 06:39

Lab File ID: CAL @ 50 PPB

	I1		I2		I3		I4		I5		I6		I7	
	Area	RT	Area	RT	Area	RT	Area	RT	Area	RT	Area	RT	Area	RT
Eval File Area/RT:	199668	4.75	95839	6.33	47696	7.57								
Eval File Area Limit:	99834-399336		47920-191678		23848-95392									
Eval File Rt Limit:	4.25-5.25		5.83-6.83		7.07-8.07									

Data File	Sample						
6M55497.D	BLK	221974	4.75	105819	6.32	36444	7.58
6M55499.D	50 PPB	183286	4.75	87633	6.33	42701	7.57
6M55500.D	BLK	163659	4.75	90231	6.32	31900	7.57
6M55501.D	BLK	167128	4.76	77974	6.33	32580	7.58
6M55502.D	DAILY BLANK	160226	4.75	64118	6.33	29864	7.57
6M55503.D	AC98679-002	162857	4.75	72453	6.32	29421	7.57
6M55504.D	AC98680-002	164981	4.75	70737	6.33	34556	7.58
6M55505.D	AC98683-001	167268	4.75	94402	6.32	34149	7.58
6M55506.D	AC98716-001(5X)	164932	4.75	92925	6.33	28500	7.57
6M55507.D	AC98722-001(5X)	162537	4.76	89553	6.33	31846	7.57
6M55508.D	AC98716-001	172206	4.76	102060	6.33	32508	7.58
6M55509.D	AC98722-001	166644	4.76	92609	6.33	30895	7.57
6M55510.D	MBS61541	204355	4.75	99032	6.33	43851	7.57
6M55511.D	AC98693-004(MS)	205193	4.75	88955	6.32	45525	7.57
6M55512.D	AC98693-004(MSD)	208320	4.75	110381	6.32	40066	7.57
6M55513.D	BLK	179025	4.75	91662	6.32	37899	7.58
6M55514.D	AC98687-001	186442	4.76	104320	6.33	36160	7.57
6M55515.D	AC98687-002	179711	4.76	106757	6.33	39307	7.57
6M55516.D	AC98687-003	170139	4.75	104886	6.33	37474	7.57
6M55517.D	AC98687-004	186466	4.76	99451	6.33	39057	7.57
6M55518.D	AC98687-005	182839	4.75	105770	6.33	45458	7.57
6M55519.D	AC98687-007	175783	4.76	105333	6.33	34728	7.57
6M55520.D	AC98687-008	177518	4.76	109243	6.33	36298	7.57
6M55521.D	AC98687-009	173524	4.76	99769	6.33	33104	7.57
6M55522.D	AC98687-010	186067	4.76	111732	6.33	39548	7.58
6M55523.D	AC98687-011	172796	4.76	95658	6.33	32928	7.58
6M55524.D	AC98687-016	176961	4.76	106975	6.33	34365	7.57
6M55525.D	AC98687-006	179686	4.76	109858	6.33	69271	7.58
6M55526.D	BLK	184573	4.76	116327	6.33	39762	7.58
6M55527.D	MBS61545	195313	4.76	111816	6.33	43136	7.58
6M55528.D	AC98700-005(MS)	197983	4.76	115584	6.33	41680	7.58
6M55529.D	AC98700-005(MSD)	188221	4.76	85470	6.33	36443	7.57

I1 = Fluorobenzene
I2 = Chlorobenzene-d5
I3 = 1,4-Dichlorobenzene-d4
I4 =
I5 =
I6 =
I7 =

625/8270 Internal Standard concentration = 40 mg/L (in final extract)
624/8260 Internal Standard concentration = 30ug/L
524 Internal Standard concentration =5ug/L

Internal Standard Areas

Upper Limit = + 100% of internal standard area from daily cal or mid pt.

Lower Limit = - 50% of internal standard area from daily cal or mid pt.

Flags:

A - Indicates the compound failed the internal standard area criteria

R - Indicates the compound failed the internal standard retention time criteria.

Retention Times: Limit = within +/- 0.5 min of internal standard retention time from the daily cal or mid pt.

7062812 0121

FORM8

Internal Standard Areas

Evaluation Std Data File: 6M55498.D Method: EPA 8260C

Analysis Date/Time: 06/30/17 06:39

Lab File ID: CAL @ 50 PPB

	I1		I2		I3		I4		I5		I6		I7	
	Area	RT	Area	RT	Area	RT	Area	RT	Area	RT	Area	RT	Area	RT
Eval File Area/RT:	199668	4.75	95839	6.33	47696	7.57								
Eval File Area Limit:	99834-399336		47920-191678		23848-95392									
Eval File Rt Limit:	4.25-5.25		5.83-6.83		7.07-8.07									

Data File	Sample						
6M55530.D	BLK	174737	4.76	96021	6.33	33936	7.58
6M55531.D	AC98721-001	154176	4.76	78218	6.33	29092	7.57
6M55532.D	AC98721-002	182592	4.76	103420	6.33	37225	7.58
6M55533.D	AC98721-003	174114	4.76	93346	6.33	38283	7.58
6M55534.D	AC98721-004	171922	4.76	97714	6.33	36619	7.58
6M55535.D	AC98721-005	170396	4.76	93561	6.33	32999	7.58
6M55536.D	AC98711-001	167484	4.76	99834	6.33	30795	7.57
6M55537.D	AC98711-002	164468	4.76	99280	6.33	35266	7.58
6M55538.D	AC98720-002	154991	4.76	90834	6.34	25315	7.59
6M55539.D	BLK	148747	4.76	82848	6.33	25737	7.57
6M55540.D	BLK	143500	4.76	75017	6.33	26863	7.57
6M55541.D	BLK	158747	4.76	82296	6.33	38467	7.58
6M55542.D	BLK	144393	4.76	56699	6.33	28231	7.57
6M55543.D	BLK	128525	4.76	70711	6.33	28294	7.58
6M55544.D	BLK	175748	4.76	98821	6.33	33796	7.58
6M55545.D	BLK	160730	4.76	98955	6.33	37249	7.57
6M55546.D	BLK	169736	4.76	99396	6.33	35620	7.57

I1 =	Fluorobenzene	I4 =	I7 =	625/8270 Internal Standard concentration = 40 mg/L (in final extract)
I2 =	Chlorobenzene-d5	I5 =		624/8260 Internal Standard concentration = 30ug/L
I3 =	1,4-Dichlorobenzene-d4	I6 =		524 Internal Standard concentration =5ug/L

Internal Standard Areas

Upper Limit = + 100% of internal standard area from daily cal or mid pt.

Lower Limit = - 50% of internal standard area from daily cal or mid pt.

Flags:

A - Indicates the compound failed the internal standard area criteria

R - Indicates the compound failed the internal standard retention time criteria.

Retention Times: Limit = within +/- 0.5 min of internal standard retention time from the daily cal or mid pt.

7062812 0122

FORM8

Internal Standard Areas

Evaluation Std Data File: 6M55557.D Method: EPA 8260C

Analysis Date/Time: 07/03/17 09:38

Lab File ID: CAL @ 50 PPB

	I1		I2		I3		I4		I5		I6		I7	
	Area	RT	Area	RT	Area	RT	Area	RT	Area	RT	Area	RT	Area	RT
Eval File Area/RT:	194262	4.75	109772	6.33	51511	7.57								
Eval File Area Limit:	97131-388524		54886-219544		25756-103022									
Eval File Rt Limit:	4.25-5.25		5.83-6.83		7.07-8.07									

Data File	Sample						
6M55555.D	50 PPB	187774	4.75	110496	6.33	49482	7.57
6M55556.D	50 PPB	180622	4.75	93150	6.33	46244	7.57
6M55558.D	BLK	186047	4.76	107399	6.33	44402	7.57
6M55559.D	BLK	149252	4.76	79217	6.33	31601	7.57
6M55560.D	DAILY BLANK	154165	4.76	74122	6.33	33139	7.57
6M55561.D	AC98711-003	172356	4.75	88753	6.33	33265	7.57
6M55562.D	AC98711-004	144654	4.76	67137	6.33	18627 A	7.57
6M55563.D	AC98703-001	161023	4.75	98995	6.33	36008	7.57
6M55564.D	AC98703-002	151278	4.75	71222	6.32	28015	7.58
6M55565.D	AC98738-002	158463	4.75	94290	6.33	35042	7.58
6M55566.D	AC98738-001	160017	4.75	97526	6.33	33921	7.57
6M55567.D	MBS61550	182770	4.75	106453	6.33	46738	7.57
6M55568.D	AC98736-001	177826	4.75	96309	6.33	44095	7.58
6M55569.D	AC98736-005	169797	4.75	74315	6.33	51523	7.58
6M55570.D	AC98736-006	162906	4.76	64996	6.33	58290	7.59
6M55571.D	AC98693-006(MS)	191650	4.76	101611	6.33	41514	7.58
6M55572.D	AC98693-006(MSD)	208709	4.76	117608	6.33	48116	7.57
6M55573.D	BLK	169880	4.76	91294	6.33	34007	7.57
6M55574.D	AC98641-007	178460	4.75	102766	6.33	35692	7.58
6M55575.D	AC98711-005	178899	4.75	103154	6.33	39051	7.57
6M55576.D	AC98711-006	183326	4.76	112541	6.33	38367	7.57
6M55577.D	AC98711-007	175526	4.76	111057	6.33	36027	7.58
6M55578.D	AC98711-008	166832	4.76	104004	6.33	30290	7.57
6M55579.D	AC98711-009	168288	4.76	93768	6.33	37339	7.57
6M55580.D	AC98731-001	164748	4.76	82030	6.33	32307	7.58
6M55581.D	AC98731-002	169725	4.75	78447	6.33	34361	7.58
6M55582.D	AC98731-003	167867	4.76	76142	6.33	37467	7.58
6M55583.D	AC98731-004	173528	4.76	93717	6.33	35388	7.57
6M55584.D	BLK	146455	4.76	60180	6.33	28690	7.58
6M55585.D	AC98731-005	159425	4.75	97926	6.33	31208	7.57
6M55586.D	AC98711-004	162576	4.75	87322	6.33	31378	7.58
6M55587.D	AC98736-006	143792	4.75	56822	6.33	51430	7.58

I1 = Fluorobenzene
I2 = Chlorobenzene-d5
I3 = 1,4-Dichlorobenzene-d4
I4 =
I5 =
I6 =
I7 =

625/8270 Internal Standard concentration = 40 mg/L (in final extract)
624/8260 Internal Standard concentration = 30ug/L
524 Internal Standard concentration =5ug/L

Internal Standard Areas

Upper Limit = + 100% of internal standard area from daily cal or mid pt.

Lower Limit = - 50% of internal standard area from daily cal or mid pt.

Flags:

A - Indicates the compound failed the internal standard area criteria

R - Indicates the compound failed the internal standard retention time criteria.

Retention Times: Limit = within +/- 0.5 min of internal standard retention time from the daily cal or mid pt.

7062812 0123

FORM8

Internal Standard Areas

Evaluation Std Data File: 6M55557.D Method: EPA 8260C

Analysis Date/Time: 07/03/17 09:38

Lab File ID: CAL @ 50 PPB

	I1		I2		I3		I4		I5		I6		I7	
	Area	RT	Area	RT	Area	RT	Area	RT	Area	RT	Area	RT	Area	RT
Eval File Area/RT:	194262	4.75	109772	6.33	51511	7.57								
Eval File Area Limit:	97131-388524		54886-219544		25756-103022									
Eval File Rt Limit:	4.25-5.25		5.83-6.83		7.07-8.07									

Data File	Sample						
6M55588.D	AC98736-005	171968	4.76	89967	6.33	45139	7.57

I1 =	Fluorobenzene	I4 =	I7 =	625/8270 Internal Standard concentration = 40 mg/L (in final extract)
I2 =	Chlorobenzene-d5	I5 =		624/8260 Internal Standard concentration = 30ug/L
I3 =	1,4-Dichlorobenzene-d4	I6 =		524 Internal Standard concentration =5ug/L

Internal Standard Areas

Upper Limit = + 100% of internal standard area from daily cal or mid pt.

Lower Limit = - 50% of internal standard area from daily cal or mid pt.

Flags:

A - Indicates the compound failed the internal standard area criteria

R - Indicates the compound failed the internal standard retention time criteria.

Retention Times: Limit = within +/- 0.5 min of internal standard retention time from the daily cal or mid pt.

Base Neutral/Acid Extractable Data

Form1

ORGANICS SEMIVOLATILE REPORT

Sample Number: AC98711-001
Client Id: SB-23
Data File: 7M85133.D
Analysis Date: 06/29/17 16:22
Date Rec/Extracted: 06/28/17-06/29/17
Column: DB-5MS 30M 0.250mm ID 0.25um film

Method: EPA 8270D
Matrix: Soil
Initial Vol: 30g
Final Vol: 0.5ml
Dilution: 1
Solids: 84

Units: mg/Kg

Cas #	Compound	RL	Conc	Cas #	Compound	RL	Conc
91-57-6	2-Methylnaphthalene	0.040	U	**218-01-9**	**Chrysene**	**0.040**	**0.23**
83-32-9	Acenaphthene	0.040	U	53-70-3	Dibenzo[a,h]anthracene	0.040	U
208-96-8	Acenaphthylene	0.040	U	**206-44-0**	**Fluoranthene**	**0.040**	**0.44**
120-12-7	**Anthracene**	**0.040**	**0.094**	86-73-7	Fluorene	0.040	U
56-55-3	**Benzo[a]anthracene**	**0.040**	**0.24**	**193-39-5**	**Indeno[1,2,3-cd]pyrene**	**0.040**	**0.095**
50-32-8	**Benzo[a]pyrene**	**0.040**	**0.20**	91-20-3	Naphthalene	0.0099	U
205-99-2	**Benzo[b]fluoranthene**	**0.040**	**0.26**	**85-01-8**	**Phenanthrene**	**0.040**	**0.34**
191-24-2	**Benzo[g,h,i]perylene**	**0.040**	**0.11**	**129-00-0**	**Pyrene**	**0.040**	**0.48**
207-08-9	**Benzo[k]fluoranthene**	**0.040**	**0.086**				

Worksheet #: 429301 *Total Target Concentration* 2.6 ColumnID: (^) Indicates results from 2nd column

U - Indicates the compound was analyzed but not detected.
B - Indicates the analyte was found in the blank as well as in the sample.
E - Indicates the analyte concentration exceeds the calibration range of the instrument.
R - Retention Time Out
J - Indicates an estimated value when a compound is detected at less than the specified detection limit.
d - Pesticide %Diff>40% between columns due to coelution. Lower concentration usea
Chlordane (Total) is sum of a-Chlordane and y-Chlordane.

Quantitation Report (QT Reviewed)

7062812 0126

SampleID : AC98711-001 Operator : AH/JB Qt Meth : 7M_0605.M
Data File: 7M85133.D Sam Mult : 1 Vial# : 10 Qt On : 06/30/17 08:00
Acq On : 06/29/17 16:22 Misc : S,BNA Qt Upd On: 06/07/17 10:00

Data Path : G:\GcMsData\2017\GCMS_7\Data\06-29-17\
Qt Path : G:\GCMSDATA\2017\GCMS_7\METHODQT\
Qt Resp Via : Initial Calibration

Compound	R.T.	QIon	Response	Conc	Units	Dev(Min)
Internal Standards						
7) 1,4-Dioxane-d8(INT)	2.508	96	25751	40.00	ng	-0.03
21) 1,4-Dichlorobenzene-d4	5.788	152	63029	40.00	ng	-0.02
31) Naphthalene-d8	6.793	136	278538	40.00	ng	-0.03
50) Acenaphthene-d10	8.219	164	189261	40.00	ng	-0.04
77) Phenanthrene-d10	9.678	188	370668	40.00	ng	-0.03
91) Chrysene-d12	12.733	240	331576	40.00	ng	-0.02
103) Perylene-d12	14.379	264	268788	40.00	ng	0.00
System Monitoring Compounds						
11) 2-Fluorophenol	4.602	112	160580	103.82	ng	0.00
Spiked Amount 100.000			Recovery = 103.82%			
16) Phenol-d5	5.484	99	226510	112.07	ng	0.00
Spiked Amount 100.000			Recovery = 112.07%			
32) Nitrobenzene-d5	6.232	128	40489	35.70	ng	-0.02
Spiked Amount 50.000			Recovery = 71.40%			
55) 2-Fluorobiphenyl	7.631	172	216246	35.41	ng	-0.03
Spiked Amount 50.000			Recovery = 70.82%			
80) 2,4,6-Tribromophenol	8.962	330	75854	83.95	ng	-0.03
Spiked Amount 100.000			Recovery = 83.95%			
94) Terphenyl-d14	11.483	244	237829	49.20	ng	-0.02
Spiked Amount 50.000			Recovery = 98.40%			
Target Compounds						Qvalue
86) Phenanthrene	9.704	178	169102	17.2377	ng	100
87) Anthracene	9.763	178	47491	4.7411	ng	98
90) Fluoranthene	11.034	202	242239	22.3799	ng	91
92) Pyrene	11.302	202	234902	24.0992	ng	85
100) Benzo[a]anthracene	12.723	228	106063m	12.1634	ng	
101) Chrysene	12.765	228	92076m	11.4842	ng	
105) Benzo[b]fluoranthene	13.962	252	96195m	12.8532	ng	
106) Benzo[k]fluoranthene	13.983	252	32608m	4.3537	ng	
107) Benzo[a]pyrene	14.315	252	72225	10.1686	ng	92
108) Indeno[1,2,3-cd]pyrene	15.693	276	38606	4.8059	ng	83
110) Benzo[g,h,i]perylene	16.067	276	36473	5.3016	ng	78

(#) = qualifier out of range (m) = manual integration (+) = signals summed

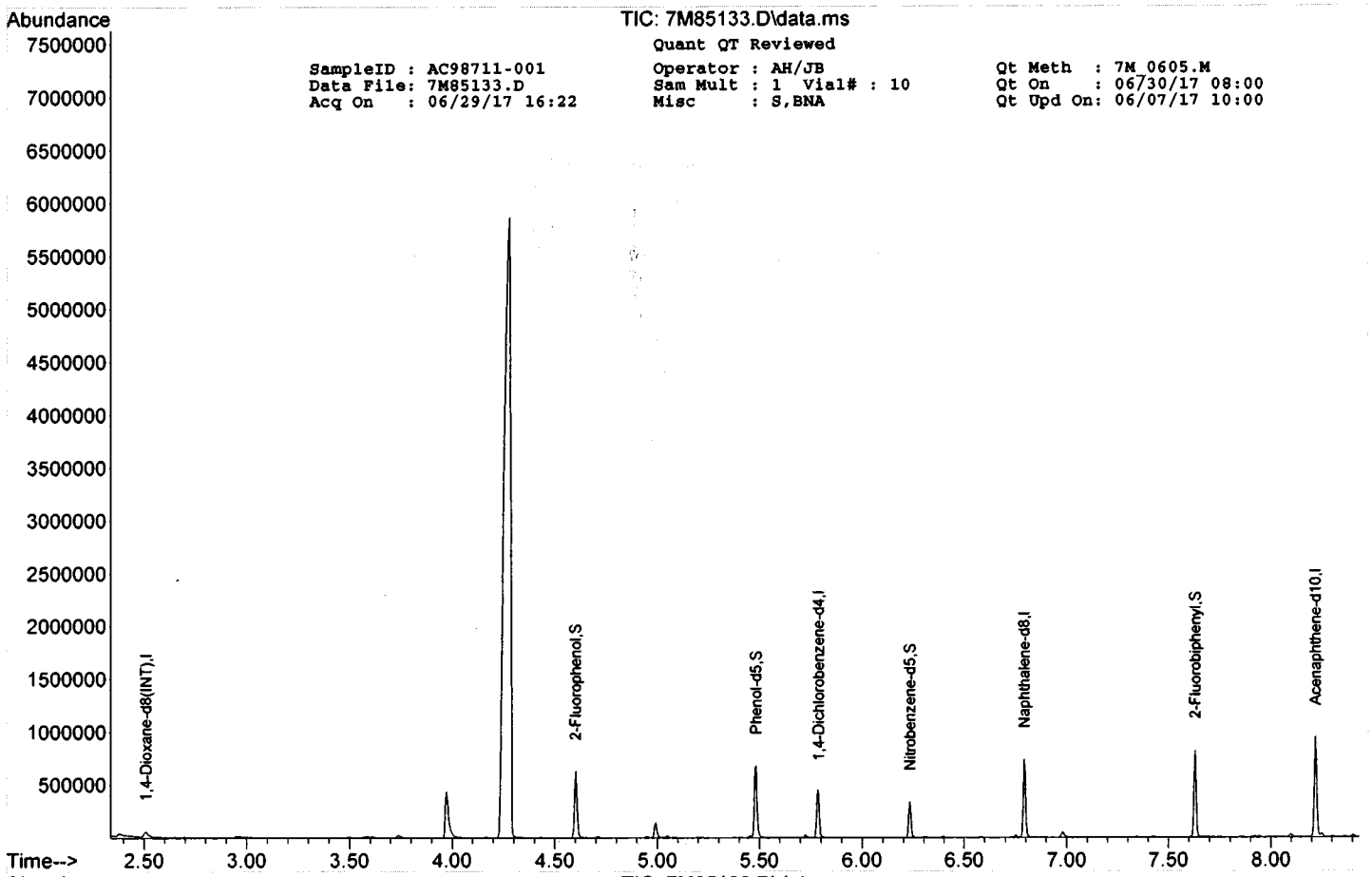
Abundance
TIC: 7M85133.D\data.ms
Quant QT Reviewed
SampleID : AC98711-001
Data File: 7M85133.D
Acq On : 06/29/17 16:22
Operator : AH/JB
Sam Mult : 1 Vial# : 10
Misc : S,BNA
Qt Meth : 7M_0605.M
Qt On : 06/30/17 08:00
Qt Upd On: 06/07/17 10:00
1,4-Dioxane-d8(INT),I
2-Fluorophenol,S
Phenol-d5,S
1,4-Dichlorobenzene-d4,I
Nitrobenzene-d5,S
Naphthalene-d8,I
2-Fluorobiphenyl,S
Acenaphthene-d10,I
Time-->

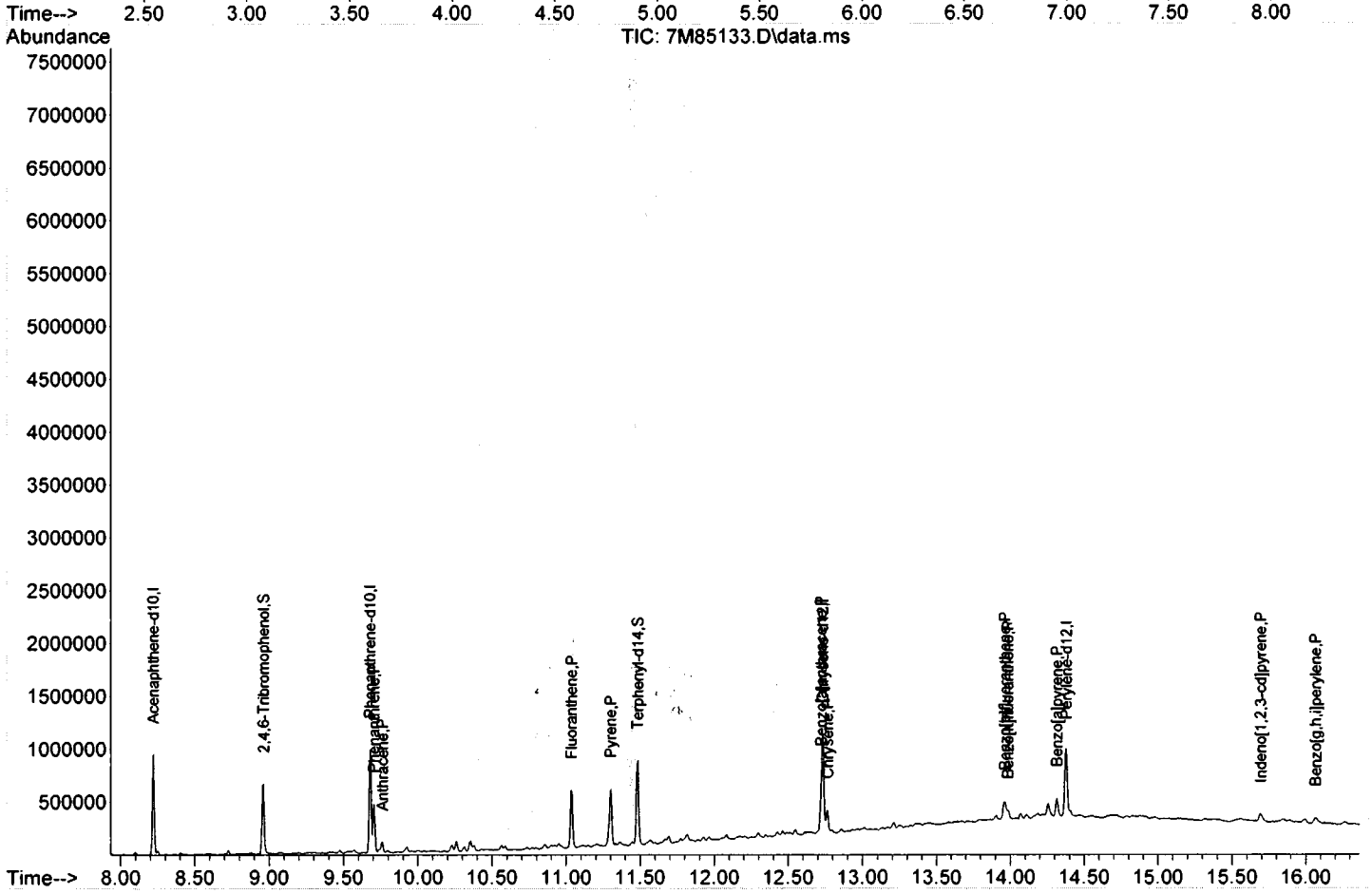
Abundance
TIC: 7M85133.D\data.ms
Acenaphthene-d10,I
2,4,6-Tribromophenol,S
Anthracene,P
Fluoranthene,P
Pyrene,P
Terphenyl-d14,S
Chrysene,P
Benzo[a]pyrene,P
Perylene-d12,I
Indeno[1,2,3-cd]pyrene,P
Benzo[g,h,i]perylene,P
Time-->

Form1

ORGANICS SEMIVOLATILE REPORT

Sample Number: AC98711-002
Client Id: SB-18
Data File: 7M85134.D
Analysis Date: 06/29/17 16:45
Date Rec/Extracted: 06/28/17-06/29/17
Column: DB-5MS 30M 0.250mm ID 0.25um film

Method: EPA 8270D
Matrix: Soil
Initial Vol: 30g
Final Vol: 0.5ml
Dilution: 1
Solids: 85

Units: mg/Kg

Cas #	Compound	RL	Conc	Cas #	Compound	RL	Conc
92-52-4	1,1'-Biphenyl	0.039	U	205-99-2	Benzo[b]fluoranthene	0.039	U
95-94-3	1,2,4,5-Tetrachlorobenzene	0.039	U	191-24-2	Benzo[g,h,i]perylene	0.039	U
58-90-2	2,3,4,6-Tetrachlorophenol	0.039	U	207-08-9	Benzo[k]fluoranthene	0.039	U
95-95-4	2,4,5-Trichlorophenol	0.039	U	111-91-1	bis(2-Chloroethoxy)methan	0.039	U
88-06-2	2,4,6-Trichlorophenol	0.039	U	111-44-4	bis(2-Chloroethyl)ether	0.0098	U
120-83-2	2,4-Dichlorophenol	0.0098	U	108-60-1	bis(2-chloroisopropyl)ether	0.039	U
105-67-9	2,4-Dimethylphenol	0.0098	U	117-81-7	bis(2-Ethylhexyl)phthalate	0.039	U
51-28-5	2,4-Dinitrophenol	0.20	U	85-68-7	Butylbenzylphthalate	0.039	U
121-14-2	2,4-Dinitrotoluene	0.039	U	105-60-2	Caprolactam	0.039	U
606-20-2	2,6-Dinitrotoluene	0.039	U	86-74-8	Carbazole	0.039	U
91-58-7	2-Chloronaphthalene	0.039	U	218-01-9	Chrysene	0.039	U
95-57-8	2-Chlorophenol	0.039	U	53-70-3	Dibenzo[a,h]anthracene	0.039	U
91-57-6	2-Methylnaphthalene	0.039	U	132-64-9	Dibenzofuran	0.0098	U
95-48-7	2-Methylphenol	0.0098	U	84-66-2	Diethylphthalate	0.039	U
88-74-4	2-Nitroaniline	0.039	U	131-11-3	Dimethylphthalate	0.039	U
88-75-5	2-Nitrophenol	0.039	U	84-74-2	Di-n-butylphthalate	0.0098	U
106-44-5	3&4-Methylphenol	0.0098	U	117-84-0	Di-n-octylphthalate	0.039	U
91-94-1	3,3'-Dichlorobenzidine	0.039	U	206-44-0	Fluoranthene	0.039	U
99-09-2	3-Nitroaniline	0.039	U	86-73-7	Fluorene	0.039	U
534-52-1	4,6-Dinitro-2-methylphenol	0.20	U	118-74-1	Hexachlorobenzene	0.039	U
101-55-3	4-Bromophenyl-phenylether	0.039	U	87-68-3	Hexachlorobutadiene	0.039	U
59-50-7	4-Chloro-3-methylphenol	0.039	U	77-47-4	Hexachlorocyclopentadiene	0.092	U
106-47-8	4-Chloroaniline	0.0098	U	67-72-1	Hexachloroethane	0.039	U
7005-72-3	4-Chlorophenyl-phenylether	0.039	U	193-39-5	Indeno[1,2,3-cd]pyrene	0.039	U
100-01-6	4-Nitroaniline	0.039	U	78-59-1	Isophorone	0.039	U
100-02-7	4-Nitrophenol	0.039	U	91-20-3	Naphthalene	0.0098	U
83-32-9	Acenaphthene	0.039	U	98-95-3	Nitrobenzene	0.039	U
208-96-8	Acenaphthylene	0.039	U	621-64-7	N-Nitroso-di-n-propylamine	0.0098	U
98-86-2	Acetophenone	0.039	U	86-30-6	n-Nitrosodiphenylamine	0.039	U
120-12-7	Anthracene	0.039	U	87-86-5	Pentachlorophenol	0.20	U
1912-24-9	Atrazine	0.039	U	85-01-8	Phenanthrene	0.039	U
100-52-7	Benzaldehyde	0.039	U	108-95-2	Phenol	0.039	U
56-55-3	Benzo[a]anthracene	0.039	U	129-00-0	Pyrene	0.039	U
50-32-8	Benzo[a]pyrene	0.039	U				

Worksheet #: 429303 ***Total Target Concentration*** 0 ColumnID: (^) Indicates results from 2nd column

U - Indicates the compound was analyzed but not detected.
B - Indicates the analyte was found in the blank as well as in the sample.
E - Indicates the analyte concentration exceeds the calibration range of the instrument.
R - Retention Time Out
J - Indicates an estimated value when a compound is detected at less than the specified detection limit.
d - Pesticide %Diff>40% between columns due to coelution. Lower concentration used
N-Nitrosodiphenylamine decomposes in the GC inlet and is detected as diphenylamine
Chlordane (Total) is sum of a-Chlordane and y-Chlordane.

Quantitation Report (QT Reviewed)

7062812 0129

SampleID : AC98711-002 Operator : AH/JB Qt Meth : 7M_0605.M
Data File: 7M85134.D Sam Mult : 1 Vial# : 11 Qt On : 06/30/17 08:00
Acq On : 06/29/17 16:45 Misc : S,BNA Qt Upd On: 06/07/17 10:00

Data Path : G:\GcMsData\2017\GCMS_7\Data\06-29-17\
Qt Path : G:\GCMSDATA\2017\GCMS_7\METHODQT\
Qt Resp Via : Initial Calibration

Compound	R.T.	QIon	Response	Conc Units	Dev(Min)
Internal Standards					
7) 1,4-Dioxane-d8(INT)	2.508	96	32803	40.00 ng	-0.03
21) 1,4-Dichlorobenzene-d4	5.783	152	74715	40.00 ng	-0.02
31) Naphthalene-d8	6.798	136	308039	40.00 ng	-0.02
50) Acenaphthene-d10	8.224	164	201619	40.00 ng	-0.03
77) Phenanthrene-d10	9.683	188	388226	40.00 ng	-0.03
91) Chrysene-d12	12.733	240	329642	40.00 ng	-0.02
103) Perylene-d12	14.368	264	276143	40.00 ng	0.00
System Monitoring Compounds					
11) 2-Fluorophenol	4.602	112	171656	87.13 ng	0.00
Spiked Amount 100.000			Recovery = 87.13%		
16) Phenol-d5	5.479	99	230264	89.44 ng	-0.01
Spiked Amount 100.000			Recovery = 89.44%		
32) Nitrobenzene-d5	6.232	128	41869	33.38 ng	-0.02
Spiked Amount 50.000			Recovery = 66.76%		
55) 2-Fluorobiphenyl	7.637	172	216147	33.23 ng	-0.03
Spiked Amount 50.000			Recovery = 66.46%		
80) 2,4,6-Tribromophenol	8.962	330	69189	73.11 ng	-0.03
Spiked Amount 100.000			Recovery = 73.11%		
94) Terphenyl-d14	11.483	244	215356	44.82 ng	-0.02
Spiked Amount 50.000			Recovery = 89.64%		

Target Compounds Qvalue

(#) = qualifier out of range (m) = manual integration (+) = signals summed


Abundance
TIC: 7M85134.D\data.ms
Quant QT Reviewed
SampleID : AC98711-002
Data File: 7M85134.D
Acq On : 06/29/17 16:45
Operator : AH/JB
Sam Mult : 1 Vial# : 11
Misc : S,BNA
Qt Meth : 7M_0605.M
Qt On : 06/30/17 08:00
Qt Upd On: 06/07/17 10:00
1,4-Dioxane-d8(INT),I
2-Fluorophenol,S
Phenol-d5,S
1,4-Dichlorobenzene-d4,I
Nitrobenzene-d5,S
Naphthalene-d8,I
2-Fluorobiphenyl,S
Acenaphthene-d10,I
2,4,6-Tribromophenol,S
Phenanthrene-d10,I
Terphenyl-d14,S
Chrysene-d12,I
Perylene-d12,I
Time-->

Form1

ORGANICS SEMIVOLATILE REPORT

Sample Number: AC98711-003(5X)
Client Id: SB-20
Data File: 7M85132.D
Analysis Date: 06/29/17 15:58
Date Rec/Extracted: 06/28/17-06/29/17
Column: DB-5MS 30M 0.250mm ID 0.25um film

Method: EPA 8270D
Matrix: Soil
Initial Vol: 30g
Final Vol: 1ml
Dilution: 5
Solids: 90

Units: mg/Kg

Cas #	Compound	RL	Conc	Cas #	Compound	RL	Conc
91-57-6	2-Methylnaphthalene	0.37	U	**218-01-9**	**Chrysene**	**0.37**	**1.6**
83-32-9	Acenaphthene	0.37	U	53-70-3	Dibenzo[a,h]anthracene	0.37	U
208-96-8	Acenaphthylene	0.37	U	**206-44-0**	**Fluoranthene**	**0.37**	**3.8**
120-12-7	**Anthracene**	**0.37**	**0.54**	86-73-7	Fluorene	0.37	U
56-55-3	**Benzo[a]anthracene**	**0.37**	**1.7**	**193-39-5**	**Indeno[1,2,3-cd]pyrene**	**0.37**	**0.98**
50-32-8	**Benzo[a]pyrene**	**0.37**	**1.5**	91-20-3	Naphthalene	0.093	U
205-99-2	**Benzo[b]fluoranthene**	**0.37**	**1.9**	**85-01-8**	**Phenanthrene**	**0.37**	**2.8**
191-24-2	**Benzo[g,h,i]perylene**	**0.37**	**1.2**	**129-00-0**	**Pyrene**	**0.37**	**3.9**
207-08-9	**Benzo[k]fluoranthene**	**0.37**	**0.68**				

Worksheet #: 429301

Total Target Concentration 21

ColumnID: (^) Indicates results from 2nd column

U - Indicates the compound was analyzed but not detected.
B - Indicates the analyte was found in the blank as well as in the sample.
E - Indicates the analyte concentration exceeds the calibration range of the instrument.
R - Retention Time Out
J - Indicates an estimated value when a compound is detected at less than the specified detection limit.
d - Pesticide %Diff>40% between columns due to coelution. Lower concentration usea
Chlordane (Total) is sum of a-Chlordane and y-Chlordane.

Quantitation Report (QT Reviewed)

7062812 0132

SampleID : AC98711-003(5X) Operator : AH/JB Qt Meth : 7M_0605.M
Data File: 7M85132.D Sam Mult : 1 Vial# : 9 Qt On : 06/30/17 08:00
Acq On : 06/29/17 15:58 Misc : S,BNA:10 Qt Upd On: 06/05/17 14:38

Data Path : G:\GcMsData\2017\GCMS_7\Data\06-29-17\
Qt Path : G:\GCMSDATA\2017\GCMS_7\METHODQT\
Qt Resp Via : Initial Calibration

Compound	R.T.	QIon	Response	Conc	Units	Dev(Min)
Internal Standards						
7) 1,4-Dioxane-d8(INT)	2.514	96	43387	40.00	ng	-0.02
21) 1,4-Dichlorobenzene-d4	5.788	152	96709	40.00	ng	-0.02
31) Naphthalene-d8	6.793	136	402456	40.00	ng	-0.03
50) Acenaphthene-d10	8.219	164	267462	40.00	ng	-0.04
77) Phenanthrene-d10	9.678	188	509381	40.00	ng	-0.03
91) Chrysene-d12	12.739	240	452722	40.00	ng	-0.01
103) Perylene-d12	14.368	264	386753	40.00	ng	0.00
System Monitoring Compounds						
11) 2-Fluorophenol	4.602	112	20345	7.81	ng	0.00
Spiked Amount 100.000			Recovery = 7.81%			
16) Phenol-d5	5.484	99	28141	8.26	ng	0.00
Spiked Amount 100.000			Recovery = 8.26%			
32) Nitrobenzene-d5	6.232	128	5135	3.13	ng	-0.02
Spiked Amount 50.000			Recovery = 6.26%			
55) 2-Fluorobiphenyl	7.631	172	27148	3.15	ng	-0.03
Spiked Amount 50.000			Recovery = 6.30%			
80) 2,4,6-Tribromophenol	8.962	330	7266	5.85	ng	-0.03
Spiked Amount 100.000			Recovery = 5.85%			
94) Terphenyl-d14	11.483	244	27154	4.11	ng	-0.02
Spiked Amount 50.000			Recovery = 8.22%			
Target Compounds						Qvalue
86) Phenanthrene	9.704	178	202814	15.0442	ng	100
87) Anthracene	9.758	178	40377	2.9332	ng	98
90) Fluoranthene	11.040	202	302802	20.3571	ng	86
92) Pyrene	11.302	202	277180	20.8271	ng	85
100) Benzo[a]anthracene	12.723	228	106643m	8.9573	ng	
101) Chrysene	12.765	228	95414m	8.7160	ng	
105) Benzo[b]fluoranthene	13.951	252	110104m	10.2244	ng	
106) Benzo[k]fluoranthene	13.973	252	39324m	3.6489	ng	
107) Benzo[a]pyrene	14.304	252	80380	7.8650	ng	91
108) Indeno[1,2,3-cd]pyrene	15.682	276	61149	5.2903	ng	73
110) Benzo[g,h,i]perylene	16.056	276	65994	6.6668	ng	75

(#) = qualifier out of range (m) = manual integration (+) = signals summed

k

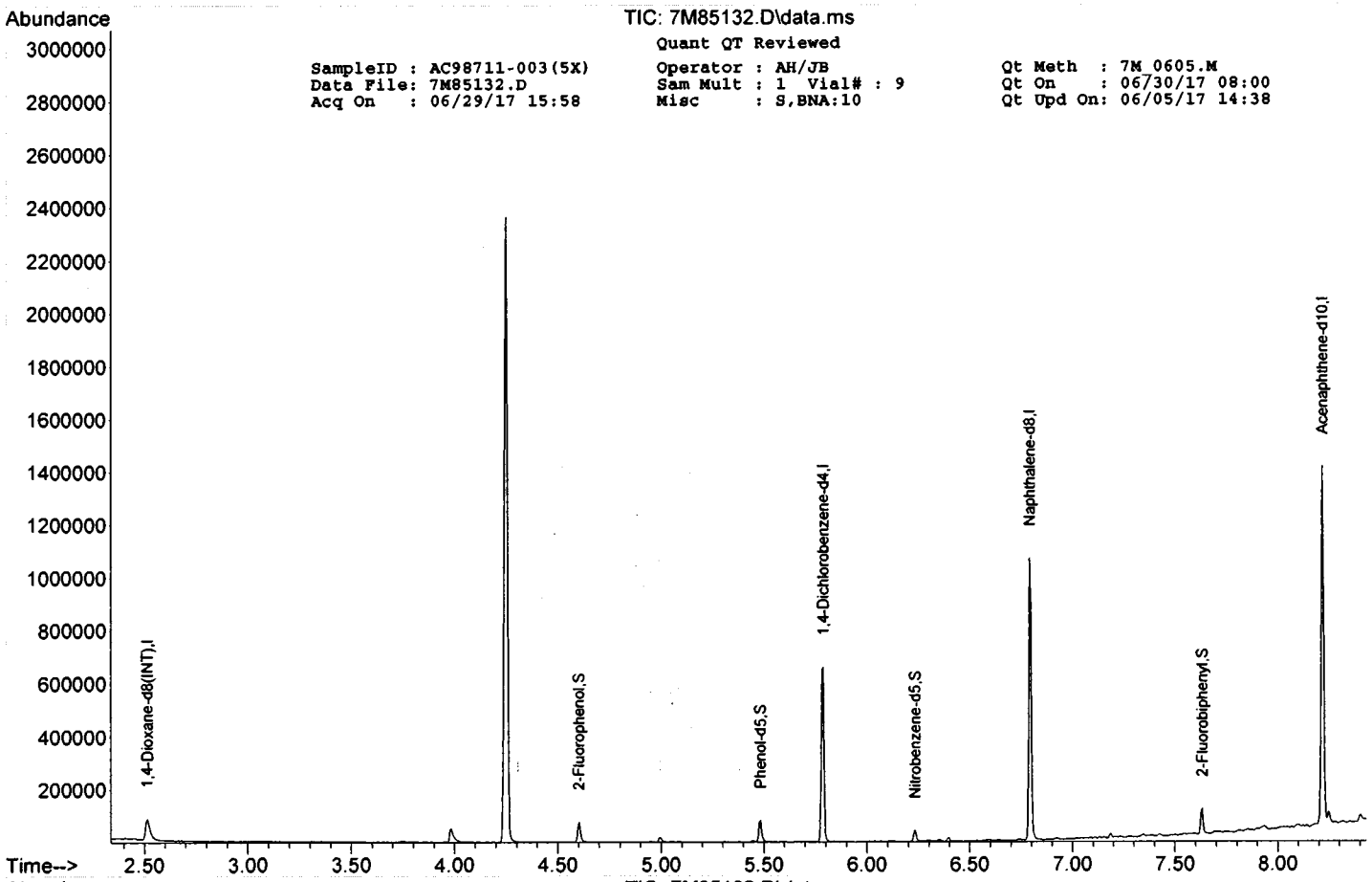
Abundance
TIC: 7M85132.D\data.ms
Quant QT Reviewed
SampleID : AC98711-003(5X)
Data File: 7M85132.D
Acq On : 06/29/17 15:58
Operator : AH/JB
Sam Mult : 1 Vial# : 9
Misc : S,BNA:10
Qt Meth : 7M_0605.M
Qt On : 06/30/17 08:00
Qt Upd On: 06/05/17 14:38
1,4-Dioxane-d8(INT),I
2-Fluorophenol,S
Phenol-d5,S
1,4-Dichlorobenzene-d4,I
Nitrobenzene-d5,S
Naphthalene-d8,I
2-Fluorobiphenyl,S
Acenaphthene-d10,I
Time-->

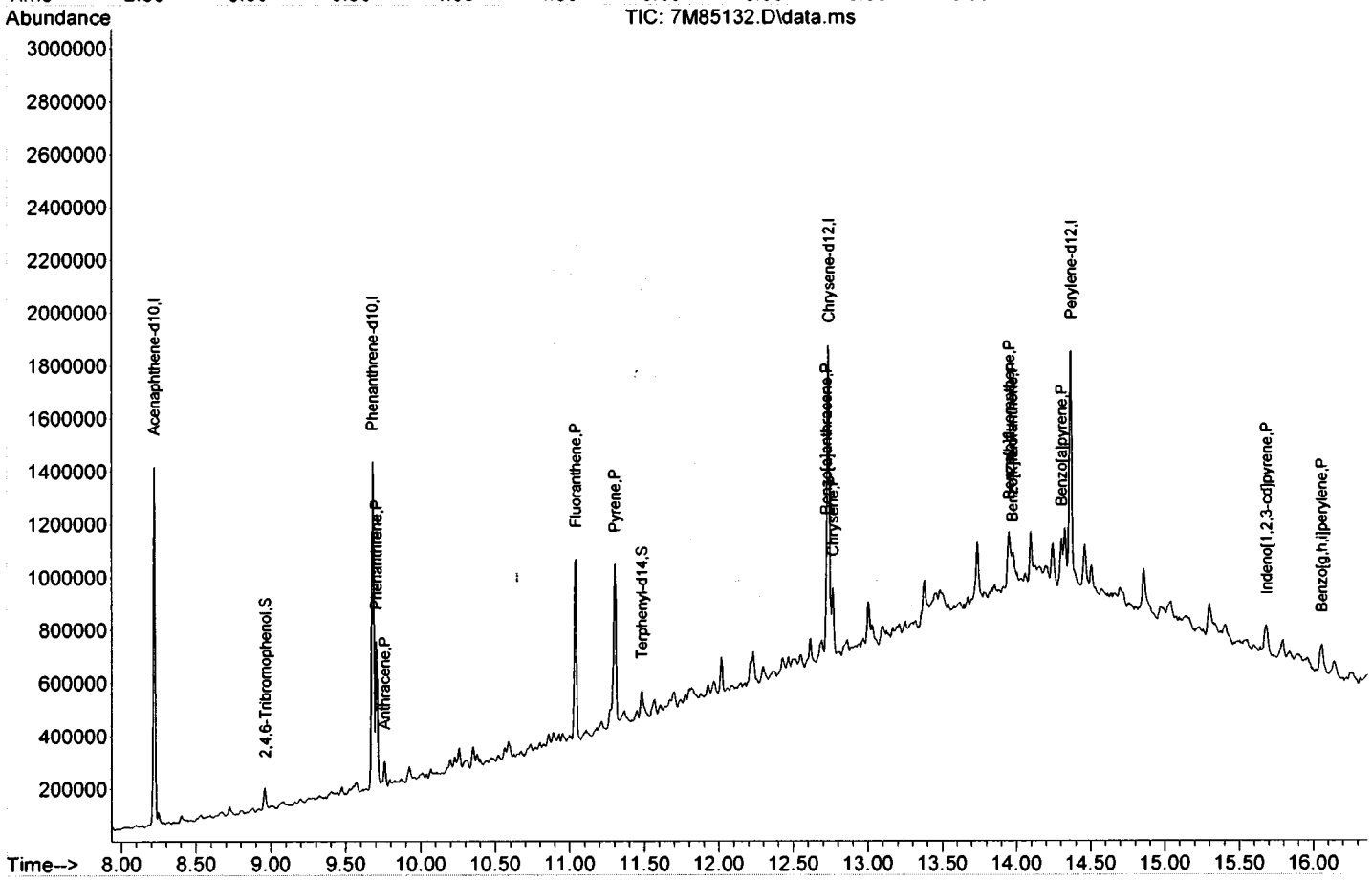
Abundance
TIC: 7M85132.D\data.ms
Acenaphthene-d10,I
2,4,6-Tribromophenol,S
Phenanthrene-d10,I
Phenanthrene,P
Anthracene,P
Fluoranthene,P
Pyrene,P
Terphenyl-d14,S
Chrysene-d12,I
Chrysene,P
Benzo[a]pyrene,P
Perylene-d12,I
Indeno[1,2,3-cd]pyrene,P
Benzo[g,h,i]perylene,P
Time-->

Form1

ORGANICS SEMIVOLATILE REPORT

Sample Number: AC98711-004
Client Id: SB-21
Data File: 7M85135.D
Analysis Date: 06/29/17 17:08
Date Rec/Extracted: 06/28/17-06/29/17
Column: DB-5MS 30M 0.250mm ID 0.25um film

Method: EPA 8270D
Matrix: Soil
Initial Vol: 30g
Final Vol: 0.5ml
Dilution: 1
Solids: 84

Units: mg/Kg

Cas #	Compound	RL	Conc	Cas #	Compound	RL	Conc
92-52-4	1,1'-Biphenyl	0.040	U	**205-99-2**	**Benzo[b]fluoranthene**	**0.040**	**0.10**
95-94-3	1,2,4,5-Tetrachlorobenzene	0.040	U	**191-24-2**	**Benzo[g,h,i]perylene**	**0.040**	**0.051**
58-90-2	2,3,4,6-Tetrachlorophenol	0.040	U	207-08-9	Benzo[k]fluoranthene	0.040	U
95-95-4	2,4,5-Trichlorophenol	0.040	U	111-91-1	bis(2-Chloroethoxy)methan	0.040	U
88-06-2	2,4,6-Trichlorophenol	0.040	U	111-44-4	bis(2-Chloroethyl)ether	0.0099	U
120-83-2	2,4-Dichlorophenol	0.0099	U	108-60-1	bis(2-chloroisopropyl)ether	0.040	U
105-67-9	2,4-Dimethylphenol	0.0099	U	117-81-7	bis(2-Ethylhexyl)phthalate	0.040	U
51-28-5	2,4-Dinitrophenol	0.20	U	85-68-7	Butylbenzylphthalate	0.040	U
121-14-2	2,4-Dinitrotoluene	0.040	U	105-60-2	Caprolactam	0.040	U
606-20-2	2,6-Dinitrotoluene	0.040	U	86-74-8	Carbazole	0.040	U
91-58-7	2-Chloronaphthalene	0.040	U	**218-01-9**	**Chrysene**	**0.040**	**0.094**
95-57-8	2-Chlorophenol	0.040	U	53-70-3	Dibenzo[a,h]anthracene	0.040	U
91-57-6	2-Methylnaphthalene	0.040	U	132-64-9	Dibenzofuran	0.0099	U
95-48-7	2-Methylphenol	0.0099	U	84-66-2	Diethylphthalate	0.040	U
88-74-4	2-Nitroaniline	0.040	U	131-11-3	Dimethylphthalate	0.040	U
88-75-5	2-Nitrophenol	0.040	U	84-74-2	Di-n-butylphthalate	0.0099	U
106-44-5	3&4-Methylphenol	0.0099	U	117-84-0	Di-n-octylphthalate	0.040	U
91-94-1	3,3'-Dichlorobenzidine	0.040	U	**206-44-0**	**Fluoranthene**	**0.040**	**0.16**
99-09-2	3-Nitroaniline	0.040	U	86-73-7	Fluorene	0.040	U
534-52-1	4,6-Dinitro-2-methylphenol	0.20	U	118-74-1	Hexachlorobenzene	0.040	U
101-55-3	4-Bromophenyl-phenylether	0.040	U	87-68-3	Hexachlorobutadiene	0.040	U
59-50-7	4-Chloro-3-methylphenol	0.040	U	77-47-4	Hexachlorocyclopentadiene	0.094	U
106-47-8	4-Chloroaniline	0.0099	U	67-72-1	Hexachloroethane	0.040	U
7005-72-3	4-Chlorophenyl-phenylether	0.040	U	**193-39-5**	**Indeno[1,2,3-cd]pyrene**	**0.040**	**0.045**
100-01-6	4-Nitroaniline	0.040	U	78-59-1	Isophorone	0.040	U
100-02-7	4-Nitrophenol	0.040	U	**91-20-3**	**Naphthalene**	**0.0099**	**0.010**
83-32-9	Acenaphthene	0.040	U	98-95-3	Nitrobenzene	0.040	U
208-96-8	Acenaphthylene	0.040	U	621-64-7	N-Nitroso-di-n-propylamine	0.0099	U
98-86-2	Acetophenone	0.040	U	86-30-6	n-Nitrosodiphenylamine	0.040	U
120-12-7	Anthracene	0.040	U	87-86-5	Pentachlorophenol	0.20	U
1912-24-9	Atrazine	0.040	U	**85-01-8**	**Phenanthrene**	**0.040**	**0.13**
100-52-7	Benzaldehyde	0.040	U	108-95-2	Phenol	0.040	U
56-55-3	**Benzo[a]anthracene**	**0.040**	**0.086**	**129-00-0**	**Pyrene**	**0.040**	**0.18**
50-32-8	**Benzo[a]pyrene**	**0.040**	**0.074**				

Worksheet #: 429303

Total Target Concentration 0.93

ColumnID: (^) Indicates results from 2nd column

U - Indicates the compound was analyzed but not detected.
B - Indicates the analyte was found in the blank as well as in the sample.
E - Indicates the analyte concentration exceeds the calibration range of the instrument.
N-Nitrosodiphenylamine decomposes in the GC inlet and is detected as diphenylamine

R - Retention Time Out
J - Indicates an estimated value when a compound is detected at less than the specified detection limit.
d - Pesticide %Diff>40% between columns due to coelution. Lower concentration usea
Chlordane (Total) is sum of a-Chlordane and y-Chlordane.

Quantitation Report (QT Reviewed)

7062812 0135

SampleID : AC98711-004 Operator : AH/JB Qt Meth : 7M_0605.M
Data File: 7M85135.D Sam Mult : 1 Vial# : 12 Qt On : 06/30/17 08:00
Acq On : 06/29/17 17:08 Misc : S,BNA Qt Upd On: 06/07/17 10:00

Data Path : G:\GcMsData\2017\GCMS_7\Data\06-29-17\
Qt Path : G:\GCMSDATA\2017\GCMS_7\METHODQT\
Qt Resp Via : Initial Calibration

Compound	R.T.	QIon	Response	Conc	Units	Dev(Min)
Internal Standards						
7) 1,4-Dioxane-d8(INT)	2.508	96	32495	40.00	ng	-0.03
21) 1,4-Dichlorobenzene-d4	5.783	152	72268	40.00	ng	-0.02
31) Naphthalene-d8	6.798	136	307118	40.00	ng	-0.02
50) Acenaphthene-d10	8.219	164	203733	40.00	ng	-0.04
77) Phenanthrene-d10	9.678	188	404765	40.00	ng	-0.03
91) Chrysene-d12	12.733	240	344783	40.00	ng	-0.02
103) Perylene-d12	14.357	264	276338	40.00	ng	-0.02
System Monitoring Compounds						
11) 2-Fluorophenol	4.602	112	165470	84.78	ng	0.00
Spiked Amount 100.000			Recovery = 84.78%			
16) Phenol-d5	5.479	99	223883	87.78	ng	-0.01
Spiked Amount 100.000			Recovery = 87.78%			
32) Nitrobenzene-d5	6.232	128	42405	33.91	ng	-0.02
Spiked Amount 50.000			Recovery = 67.82%			
55) 2-Fluorobiphenyl	7.632	172	218077	33.17	ng	-0.03
Spiked Amount 50.000			Recovery = 66.34%			
80) 2,4,6-Tribromophenol	8.962	330	66690	67.59	ng	-0.03
Spiked Amount 100.000			Recovery = 67.59%			
94) Terphenyl-d14	11.478	244	211864	42.15	ng	-0.03
Spiked Amount 50.000			Recovery = 84.30%			
Target Compounds						Qvalue
41) Naphthalene	6.809	128	4333	0.5267	ng	91
86) Phenanthrene	9.704	178	69956	6.5304	ng	99
90) Fluoranthene	11.035	202	95714	8.0979	ng	91
92) Pyrene	11.302	202	89403	8.8207	ng	85
100) Benzo[a]anthracene	12.723	228	39093m	4.3115	ng	
101) Chrysene	12.760	228	39360m	4.7211	ng	
105) Benzo[b]fluoranthene	13.941	252	40468m	5.2594	ng	
107) Benzo[a]pyrene	14.293	252	27260	3.7331	ng	91
108) Indeno[1,2,3-cd]pyrene	15.666	276	18924	2.2914	ng	83
110) Benzo[g,h,i]perylene	16.040	276	18287	2.5855	ng	80

(#) = qualifier out of range (m) = manual integration (+) = signals summed

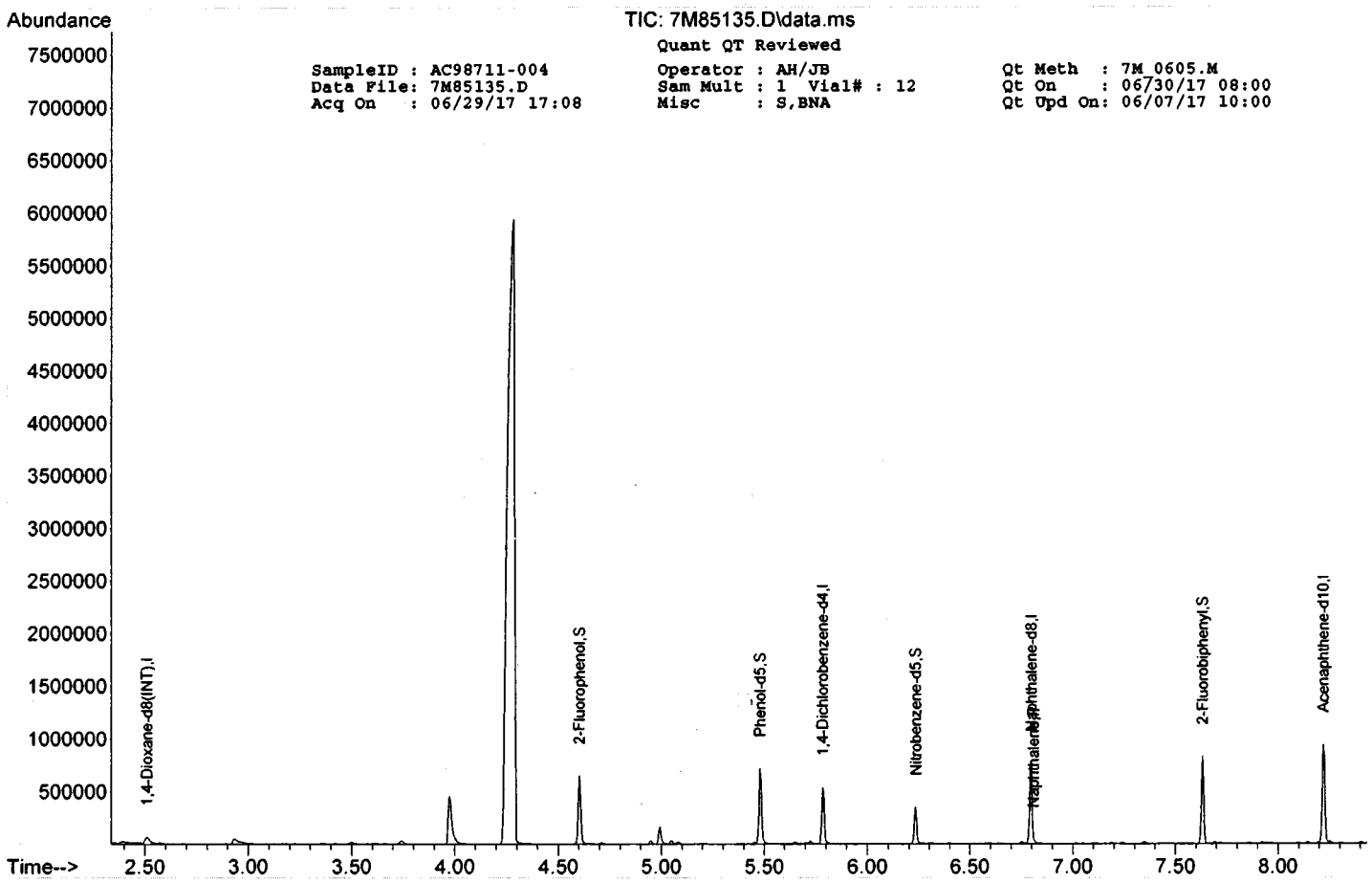
Abundance
TIC: 7M85135.D\data.ms
Quant QT Reviewed
SampleID : AC98711-004
Data File: 7M85135.D
Acq On : 06/29/17 17:08
Operator : AH/JB
Sam Mult : 1 Vial# : 12
Misc : S,BNA
Qt Meth : 7M_0605.M
Qt On : 06/30/17 08:00
Qt Upd On: 06/07/17 10:00
1,4-Dioxane-d8(INT),I
2-Fluorophenol,S
Phenol-d5,S
1,4-Dichlorobenzene-d4,I
Nitrobenzene-d5,S
Naphthalene-d8,I
2-Fluorobiphenyl,S
Acenaphthene-d10,I
Time-->

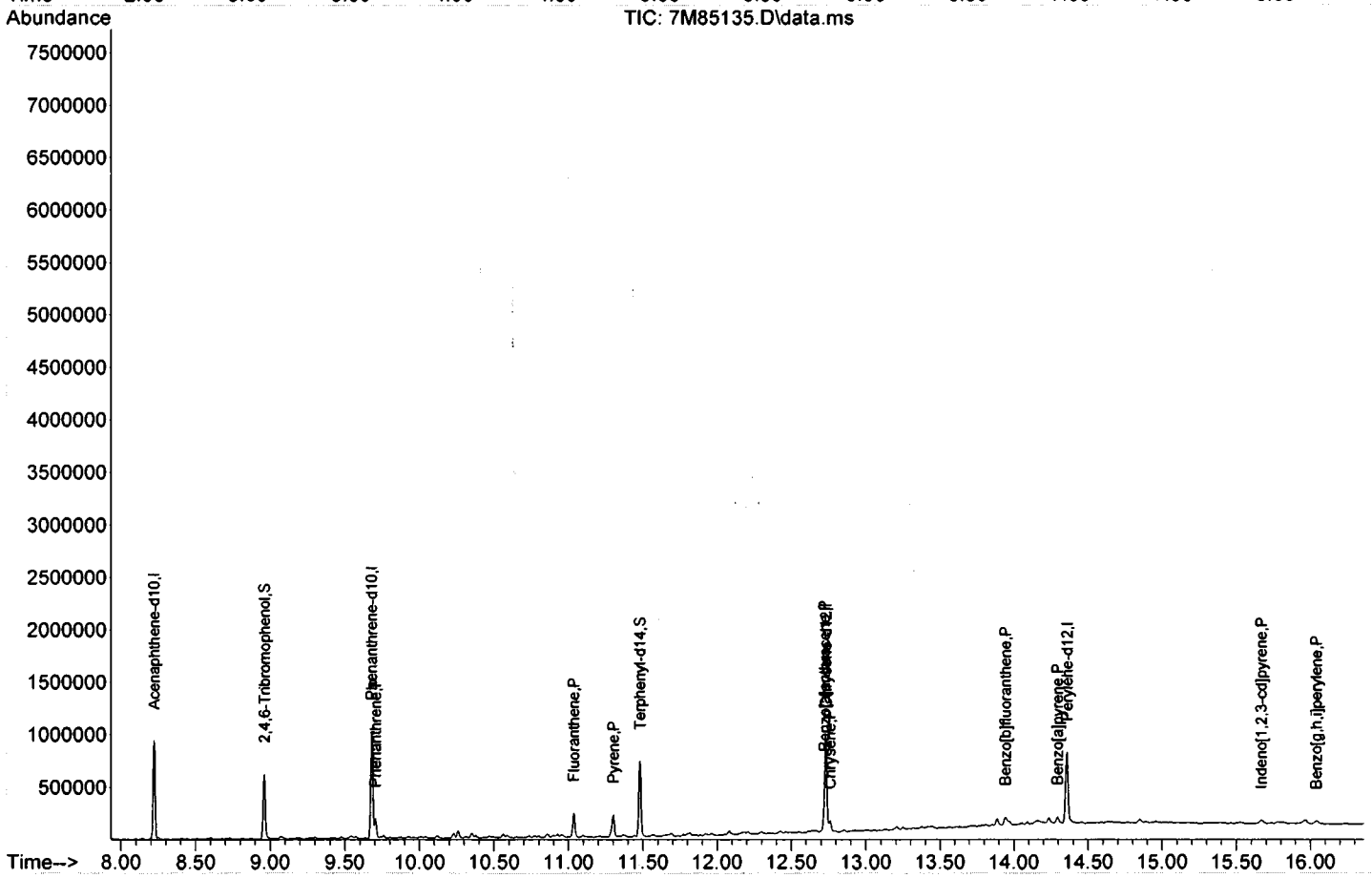
Abundance
TIC: 7M85135.D\data.ms
Acenaphthene-d10,I
2,4,6-Tribromophenol,S
Phenanthrene-d10,I
Fluoranthene,P
Pyrene,P
Terphenyl-d14,S
Benzo[b]fluoranthene,P
Benzo[a]pyrene,P
Perylene-d12,I
Indeno[1,2,3-cd]pyrene,P
Benzo[g,h,i]perylene,P
Time-->

Form1

ORGANICS SEMIVOLATILE REPORT

Sample Number: AC98711-005
Client Id: SB-3
Data File: 7M85171.D
Analysis Date: 06/30/17 15:59
Date Rec/Extracted: 06/28/17-06/30/17
Column: DB-5MS 30M 0.250mm ID 0.25um film

Method: EPA 8270D
Matrix: Soil
Initial Vol: 30g
Final Vol: 0.5ml
Dilution: 1
Solids: 85

Units: mg/Kg

Cas #	Compound	RL	Conc	Cas #	Compound	RL	Conc
92-52-4	1,1'-Biphenyl	0.039	U	205-99-2	Benzo[b]fluoranthene	0.039	U
95-94-3	1,2,4,5-Tetrachlorobenzene	0.039	U	191-24-2	Benzo[g,h,i]perylene	0.039	U
58-90-2	2,3,4,6-Tetrachlorophenol	0.039	U	207-08-9	Benzo[k]fluoranthene	0.039	U
95-95-4	2,4,5-Trichlorophenol	0.039	U	111-91-1	bis(2-Chloroethoxy)methan	0.039	U
88-06-2	2,4,6-Trichlorophenol	0.039	U	111-44-4	bis(2-Chloroethyl)ether	0.0098	U
120-83-2	2,4-Dichlorophenol	0.0098	U	108-60-1	bis(2-chloroisopropyl)ether	0.039	U
105-67-9	2,4-Dimethylphenol	0.0098	U	117-81-7	bis(2-Ethylhexyl)phthalate	0.039	U
51-28-5	2,4-Dinitrophenol	0.20	U	85-68-7	Butylbenzylphthalate	0.039	U
121-14-2	2,4-Dinitrotoluene	0.039	U	105-60-2	Caprolactam	0.039	U
606-20-2	2,6-Dinitrotoluene	0.039	U	86-74-8	Carbazole	0.039	U
91-58-7	2-Chloronaphthalene	0.039	U	218-01-9	Chrysene	0.039	U
95-57-8	2-Chlorophenol	0.039	U	53-70-3	Dibenzo[a,h]anthracene	0.039	U
91-57-6	2-Methylnaphthalene	0.039	U	132-64-9	Dibenzofuran	0.0098	U
95-48-7	2-Methylphenol	0.0098	U	84-66-2	Diethylphthalate	0.039	U
88-74-4	2-Nitroaniline	0.039	U	131-11-3	Dimethylphthalate	0.039	U
88-75-5	2-Nitrophenol	0.039	U	84-74-2	Di-n-butylphthalate	0.0098	U
106-44-5	3&4-Methylphenol	0.0098	U	117-84-0	Di-n-octylphthalate	0.039	U
91-94-1	3,3'-Dichlorobenzidine	0.039	U	206-44-0	Fluoranthene	0.039	U
99-09-2	3-Nitroaniline	0.039	U	86-73-7	Fluorene	0.039	U
534-52-1	4,6-Dinitro-2-methylphenol	0.20	U	118-74-1	Hexachlorobenzene	0.039	U
101-55-3	4-Bromophenyl-phenylether	0.039	U	87-68-3	Hexachlorobutadiene	0.039	U
59-50-7	4-Chloro-3-methylphenol	0.039	U	77-47-4	Hexachlorocyclopentadiene	0.092	U
106-47-8	4-Chloroaniline	0.0098	U	67-72-1	Hexachloroethane	0.039	U
7005-72-3	4-Chlorophenyl-phenylether	0.039	U	193-39-5	Indeno[1,2,3-cd]pyrene	0.039	U
100-01-6	4-Nitroaniline	0.039	U	78-59-1	Isophorone	0.039	U
100-02-7	4-Nitrophenol	0.039	U	91-20-3	Naphthalene	0.0098	U
83-32-9	Acenaphthene	0.039	U	98-95-3	Nitrobenzene	0.039	U
208-96-8	Acenaphthylene	0.039	U	621-64-7	N-Nitroso-di-n-propylamine	0.0098	U
98-86-2	Acetophenone	0.039	U	86-30-6	n-Nitrosodiphenylamine	0.039	U
120-12-7	Anthracene	0.039	U	87-86-5	Pentachlorophenol	0.20	U
1912-24-9	Atrazine	0.039	U	85-01-8	Phenanthrene	0.039	U
100-52-7	Benzaldehyde	0.039	U	108-95-2	Phenol	0.039	U
56-55-3	Benzo[a]anthracene	0.039	U	129-00-0	Pyrene	0.039	U
50-32-8	Benzo[a]pyrene	0.039	U				

Worksheet #: 429317 *Total Target Concentration* 0 ColumnID: (^) Indicates results from 2nd column

U - Indicates the compound was analyzed but not detected.
B - Indicates the analyte was found in the blank as well as in the sample.
E - Indicates the analyte concentration exceeds the calibration range of the instrument.
R - Retention Time Out
J - Indicates an estimated value when a compound is detected at less than the specified detection limit.
d - Pesticide %Diff>40% between columns due to coelution. Lower concentration usea
N-Nitrosodiphenylamine decomposes in the GC inlet and is detected as diphenylamine
Chlordane (Total) is sum of a-Chlordane and y-Chlordane.

Quantitation Report (QT Reviewed)

7062812 0138

SampleID : AC98711-005 Operator : AH/JB Qt Meth : 7M_0605.M
Data File: 7M85171.D Sam Mult : 1 Vial# : 18 Qt On : 07/03/17 07:47
Acq On : 06/30/17 15:59 Misc : S,BNA Qt Upd On: 06/05/17 14:38

Data Path : G:\GcMsData\2017\GCMS_7\Data\06-30-17\
Qt Path : G:\GCMSDATA\2017\GCMS_7\METHODQT\
Qt Resp Via : Initial Calibration

Compound	R.T.	QIon	Response	Conc Units	Dev(Min)
Internal Standards					
7) 1,4-Dioxane-d8(INT)	2.498	96	37999	40.00 ng	-0.04
21) 1,4-Dichlorobenzene-d4	5.778	152	73979	40.00 ng	-0.03
31) Naphthalene-d8	6.782	136	295283	40.00 ng	-0.04
50) Acenaphthene-d10	8.203	164	178502	40.00 ng	-0.05
77) Phenanthrene-d10	9.662	188	324657	40.00 ng	-0.05
91) Chrysene-d12	12.717	240	298080	40.00 ng	-0.03
103) Perylene-d12	14.341	264	237431	40.00 ng	-0.03
System Monitoring Compounds					
11) 2-Fluorophenol	4.592	112	191476	83.90 ng	-0.02
Spiked Amount 100.000			Recovery = 83.90%		
16) Phenol-d5	5.468	99	257427	86.32 ng	-0.02
Spiked Amount 100.000			Recovery = 86.32%		
32) Nitrobenzene-d5	6.221	128	46164	38.40 ng	-0.03
Spiked Amount 50.000			Recovery = 76.80%		
55) 2-Fluorobiphenyl	7.615	172	245485	42.62 ng	-0.05
Spiked Amount 50.000			Recovery = 85.24%		
80) 2,4,6-Tribromophenol	8.946	330	73483	92.86 ng	-0.04
Spiked Amount 100.000			Recovery = 92.86%		
94) Terphenyl-d14	11.467	244	233936	53.84 ng	-0.04
Spiked Amount 50.000			Recovery = 107.68%		

Target Compounds Qvalue

(#) = qualifier out of range (m) = manual integration (+) = signals summed

k


Abundance
TIC: 7M85171.D\data.ms
Quant QT Reviewed
SampleID : AC98711-005
Data File: 7M85171.D
Acq On : 06/30/17 15:59
Operator : AH/JB
Sam Mult : 1 Vial# : 18
Misc : S,BNA
Qt Meth : 7M_0605.M
Qt On : 07/03/17 07:47
Qt Upd On: 06/05/17 14:38
1,4-Dioxane-d8(INT),I
2-Fluorophenol,S
Phenol-d5,S
1,4-Dichlorobenzene-d4,I
Nitrobenzene-d5,S
Naphthalene-d8,I
2-Fluorobiphenyl,S
Acenaphthene-d10,I
2,4,6-Tribromophenol,S
Phenanthrene-d10,I
Terphenyl-d14,S
Chrysene-d12,I
Perylene-d12,I
Time-->

Form1

ORGANICS SEMIVOLATILE REPORT

Sample Number: AC98711-006
Client Id: SB-11 A
Data File: 7M85172.D
Analysis Date: 06/30/17 16:22
Date Rec/Extracted: 06/28/17-06/30/17
Column: DB-5MS 30M 0.250mm ID 0.25um film

Method: EPA 8270D
Matrix: Soil
Initial Vol: 30g
Final Vol: 0.5ml
Dilution: 1
Solids: 88

Units: mg/Kg

Cas #	Compound	RL	Conc	Cas #	Compound	RL	Conc
91-57-6	2-Methylnaphthalene	0.038	U	**218-01-9**	**Chrysene**	**0.038**	**0.044**
83-32-9	Acenaphthene	0.038	U	53-70-3	Dibenzo[a,h]anthracene	0.038	U
208-96-8	Acenaphthylene	0.038	U	**206-44-0**	**Fluoranthene**	**0.038**	**0.075**
120-12-7	Anthracene	0.038	U	86-73-7	Fluorene	0.038	U
56-55-3	**Benzo[a]anthracene**	**0.038**	**0.042**	193-39-5	Indeno[1,2,3-cd]pyrene	0.038	U
50-32-8	**Benzo[a]pyrene**	**0.038**	**0.043**	91-20-3	Naphthalene	0.0095	U
205-99-2	**Benzo[b]fluoranthene**	**0.038**	**0.056**	**85-01-8**	**Phenanthrene**	**0.038**	**0.039**
191-24-2	Benzo[g,h,i]perylene	0.038	U	**129-00-0**	**Pyrene**	**0.038**	**0.078**
207-08-9	Benzo[k]fluoranthene	0.038	U				

Worksheet #: 429288

Total Target Concentration 0.38

ColumnID: (^) Indicates results from 2nd column

U - Indicates the compound was analyzed but not detected.
B - Indicates the analyte was found in the blank as well as in the sample.
E - Indicates the analyte concentration exceeds the calibration range of the instrument.

R - Retention Time Out
J - Indicates an estimated value when a compound is detected at less than the specified detection limit.
d - Pesticide %Diff>40% between columns due to coelution. Lower concentration used

Chlordane (Total) is sum of a-Chlordane and y-Chlordane.

Quantitation Report (QT Reviewed)

7062812 0141

SampleID : AC98711-006 Operator : AH/JB Qt Meth : 7M_0605.M
Data File: 7M85172.D Sam Mult : 1 Vial# : 19 Qt On : 07/03/17 07:47
Acq On : 06/30/17 16:22 Misc : S,BNA Qt Upd On: 06/07/17 10:00

Data Path : G:\GcMsData\2017\GCMS_7\Data\06-30-17\
Qt Path : G:\GCMSDATA\2017\GCMS_7\METHODQT\
Qt Resp Via : Initial Calibration

Compound	R.T.	QIon	Response	Conc Units	Dev(Min)
Internal Standards					
7) 1,4-Dioxane-d8(INT)	2.497	96	37481	40.00 ng	-0.04
21) 1,4-Dichlorobenzene-d4	5.778	152	75487	40.00 ng	-0.03
31) Naphthalene-d8	6.782	136	299677	40.00 ng	-0.04
50) Acenaphthene-d10	8.203	164	178297	40.00 ng	-0.05
77) Phenanthrene-d10	9.667	188	329376	40.00 ng	-0.04
91) Chrysene-d12	12.717	240	304846	40.00 ng	-0.03
103) Perylene-d12	14.341	264	238758	40.00 ng	-0.03
System Monitoring Compounds					
11) 2-Fluorophenol	4.592	112	169707	75.39 ng	-0.02
Spiked Amount 100.000			Recovery = 75.39%		
16) Phenol-d5	5.468	99	244206	83.02 ng	-0.02
Spiked Amount 100.000			Recovery = 83.02%		
32) Nitrobenzene-d5	6.221	128	42485	34.82 ng	-0.03
Spiked Amount 50.000			Recovery = 69.64%		
55) 2-Fluorobiphenyl	7.615	172	235152	40.87 ng	-0.05
Spiked Amount 50.000			Recovery = 81.74%		
80) 2,4,6-Tribromophenol	8.945	330	78927	98.31 ng	-0.04
Spiked Amount 100.000			Recovery = 98.31%		
94) Terphenyl-d14	11.467	244	254511	57.27 ng	-0.04
Spiked Amount 50.000			Recovery = 114.54%		
Target Compounds					Qvalue
86) Phenanthrene	9.688	178	17937	2.0577 ng	98
90) Fluoranthene	11.024	202	38276	3.9796 ng	88
92) Pyrene	11.285	202	36726	4.0982 ng	85
100) Benzo[a]anthracene	12.706	228	17916m	2.2348 ng	
101) Chrysene	12.749	228	16971	2.3023 ng	95
105) Benzo[b]fluoranthene	13.930	252	19616m	2.9507 ng	
107) Benzo[a]pyrene	14.282	252	14378	2.2789 ng	91

(#) = qualifier out of range (m) = manual integration (+) = signals summed


Abundance
TIC: 7M85172.D\data.ms
Quant QT Reviewed
SampleID : AC98711-006
Data File: 7M85172.D
Acq On : 06/30/17 16:22
Operator : AH/JB
Sam Mult : 1 Vial# : 19
Misc : S,BNA
Qt Meth : 7M_0605.M
Qt On : 07/03/17 07:47
Qt Upd On: 06/07/17 10:00
1,4-Dioxane-d8(INT),I
2-Fluorophenol,S
Phenol-d5,S
1,4-Dichlorobenzene-d4,I
Nitrobenzene-d5,S
Naphthalene-d8,I
2-Fluorobiphenyl,S
Acenaphthene-d10,I
2,4,6-Tribromophenol,S
Phenanthrene-d10,I
Fluoranthene,P
Pyrene,P
Terphenyl-d14,S
Benzo[b]fluoranthene,P
Perylene-d12,I
Time-->

Form1

ORGANICS SEMIVOLATILE REPORT

Sample Number: AC98711-007
Client Id: SB-11 B
Data File: 7M85173.D
Analysis Date: 06/30/17 16:46
Date Rec/Extracted: 06/28/17-06/30/17
Column: DB-5MS 30M 0.250mm ID 0.25um film

Method: EPA 8270D
Matrix: Soil
Initial Vol: 30g
Final Vol: 0.5ml
Dilution: 1
Solids: 85

Units: mg/Kg

Cas #	Compound	RL	Conc	Cas #	Compound	RL	Conc
91-57-6	2-Methylnaphthalene	0.039	U	218-01-9	Chrysene	0.039	U
83-32-9	Acenaphthene	0.039	U	53-70-3	Dibenzo[a,h]anthracene	0.039	U
208-96-8	Acenaphthylene	0.039	U	206-44-0	Fluoranthene	0.039	U
120-12-7	Anthracene	0.039	U	86-73-7	Fluorene	0.039	U
56-55-3	Benzo[a]anthracene	0.039	U	193-39-5	Indeno[1,2,3-cd]pyrene	0.039	U
50-32-8	Benzo[a]pyrene	0.039	U	91-20-3	Naphthalene	0.0098	U
205-99-2	Benzo[b]fluoranthene	0.039	U	85-01-8	Phenanthrene	0.039	U
191-24-2	Benzo[g,h,i]perylene	0.039	U	129-00-0	Pyrene	0.039	U
207-08-9	Benzo[k]fluoranthene	0.039	U				

Worksheet #: 429288

Total Target Concentration 0

ColumnID: (^) Indicates results from 2nd column

U - Indicates the compound was analyzed but not detected.
B - Indicates the analyte was found in the blank as well as in the sample.
E - Indicates the analyte concentration exceeds the calibration range of the instrument.

R - Retention Time Out
J - Indicates an estimated value when a compound is detected at less than the specified detection limit.
d - Pesticide %Diff>40% between columns due to coelution. Lower concentration used

Chlordane (Total) is sum of a-Chlordane and y-Chlordane.

Quantitation Report (QT Reviewed)

7062812 0144

SampleID : AC98711-007 Operator : AH/JB Qt Meth : 7M_0605.M
Data File: 7M85173.D Sam Mult : 1 Vial# : 20 Qt On : 07/03/17 07:47
Acq On : 06/30/17 16:46 Misc : S,BNA Qt Upd On: 06/07/17 10:00

Data Path : G:\GcMsData\2017\GCMS_7\Data\06-30-17\
Qt Path : G:\GCMSDATA\2017\GCMS_7\METHODQT\
Qt Resp Via : Initial Calibration

Compound	R.T.	QIon	Response	Conc	Units	Dev(Min)
Internal Standards						
7) 1,4-Dioxane-d8(INT)	2.498	96	34720	40.00	ng	-0.04
21) 1,4-Dichlorobenzene-d4	5.778	152	68398	40.00	ng	-0.03
31) Naphthalene-d8	6.787	136	271673	40.00	ng	-0.03
50) Acenaphthene-d10	8.209	164	167558	40.00	ng	-0.05
77) Phenanthrene-d10	9.667	188	307877	40.00	ng	-0.04
91) Chrysene-d12	12.717	240	312574	40.00	ng	-0.03
103) Perylene-d12	14.336	264	231927	40.00	ng	-0.04
System Monitoring Compounds						
11) 2-Fluorophenol	4.592	112	153371	73.55	ng	-0.02
Spiked Amount 100.000			Recovery = 73.55%			
16) Phenol-d5	5.468	99	220983	81.09	ng	-0.02
Spiked Amount 100.000			Recovery = 81.09%			
32) Nitrobenzene-d5	6.221	128	38579	34.88	ng	-0.03
Spiked Amount 50.000			Recovery = 69.76%			
55) 2-Fluorobiphenyl	7.621	172	211787	39.17	ng	-0.04
Spiked Amount 50.000			Recovery = 78.34%			
80) 2,4,6-Tribromophenol	8.951	330	75275	100.31	ng	-0.04
Spiked Amount 100.000			Recovery = 100.31%			
94) Terphenyl-d14	11.467	244	258748	56.79	ng	-0.04
Spiked Amount 50.000			Recovery = 113.58%			

Target Compounds Qvalue

(#) = qualifier out of range (m) = manual integration (+) = signals summed

TIC: 7M85173.D\data.ms

Quant QT Reviewed

SampleID : AC98711-007
Data File: 7M85173.D
Acq On : 06/30/17 16:46

Operator : AH/JB
Sam Mult : 1 Vial# : 20
Misc : S,BNA

Qt Meth : 7M_0605.M
Qt On : 07/03/17 07:47
Qt Upd On: 06/07/17 10:00



Form1

ORGANICS SEMIVOLATILE REPORT

Sample Number: AC98711-008
Client Id: SB-19
Data File: 7M85174.D
Analysis Date: 06/30/17 17:09
Date Rec/Extracted: 06/28/17-06/30/17
Column: DB-5MS 30M 0.250mm ID 0.25um film

Method: EPA 8270D
Matrix: Soil
Initial Vol: 30g
Final Vol: 0.5ml
Dilution: 1
Solids: 89

Units: mg/Kg

Cas #	Compound	RL	Conc	Cas #	Compound	RL	Conc
92-52-4	1,1'-Biphenyl	0.037	U	**205-99-2**	**Benzo[b]fluoranthene**	**0.037**	**0.69**
95-94-3	1,2,4,5-Tetrachlorobenzene	0.037	U	**191-24-2**	**Benzo[g,h,i]perylene**	**0.037**	**0.36**
58-90-2	2,3,4,6-Tetrachlorophenol	0.037	U	**207-08-9**	**Benzo[k]fluoranthene**	**0.037**	**0.18**
95-95-4	2,4,5-Trichlorophenol	0.037	U	111-91-1	bis(2-Chloroethoxy)methan	0.037	U
88-06-2	2,4,6-Trichlorophenol	0.037	U	111-44-4	bis(2-Chloroethyl)ether	0.0094	U
120-83-2	2,4-Dichlorophenol	0.0094	U	108-60-1	bis(2-chloroisopropyl)ether	0.037	U
105-67-9	2,4-Dimethylphenol	0.0094	U	117-81-7	bis(2-Ethylhexyl)phthalate	0.037	U
51-28-5	2,4-Dinitrophenol	0.19	U	85-68-7	Butylbenzylphthalate	0.037	U
121-14-2	2,4-Dinitrotoluene	0.037	U	105-60-2	Caprolactam	0.037	U
606-20-2	2,6-Dinitrotoluene	0.037	U	**86-74-8**	**Carbazole**	**0.037**	**0.053**
91-58-7	2-Chloronaphthalene	0.037	U	**218-01-9**	**Chrysene**	**0.037**	**0.53**
95-57-8	2-Chlorophenol	0.037	U	**53-70-3**	**Dibenzo[a,h]anthracene**	**0.037**	**0.089**
91-57-6	2-Methylnaphthalene	0.037	U	**132-64-9**	**Dibenzofuran**	**0.0094**	**0.045**
95-48-7	2-Methylphenol	0.0094	U	84-66-2	Diethylphthalate	0.037	U
88-74-4	2-Nitroaniline	0.037	U	131-11-3	Dimethylphthalate	0.037	U
88-75-5	2-Nitrophenol	0.037	U	84-74-2	Di-n-butylphthalate	0.0094	U
106-44-5	3&4-Methylphenol	0.0094	U	117-84-0	Di-n-octylphthalate	0.037	U
91-94-1	3,3'-Dichlorobenzidine	0.037	U	**206-44-0**	**Fluoranthene**	**0.037**	**1.4**
99-09-2	3-Nitroaniline	0.037	U	**86-73-7**	**Fluorene**	**0.037**	**0.047**
534-52-1	4,6-Dinitro-2-methylphenol	0.19	U	118-74-1	Hexachlorobenzene	0.037	U
101-55-3	4-Bromophenyl-phenylether	0.037	U	87-68-3	Hexachlorobutadiene	0.037	U
59-50-7	4-Chloro-3-methylphenol	0.037	U	77-47-4	Hexachlorocyclopentadiene	0.088	U
106-47-8	4-Chloroaniline	0.0094	U	67-72-1	Hexachloroethane	0.037	U
7005-72-3	4-Chlorophenyl-phenylether	0.037	U	**193-39-5**	**Indeno[1,2,3-cd]pyrene**	**0.037**	**0.33**
100-01-6	4-Nitroaniline	0.037	U	78-59-1	Isophorone	0.037	U
100-02-7	4-Nitrophenol	0.037	U	91-20-3	Naphthalene	0.0094	U
83-32-9	**Acenaphthene**	**0.037**	**0.074**	98-95-3	Nitrobenzene	0.037	U
208-96-8	Acenaphthylene	0.037	U	621-64-7	N-Nitroso-di-n-propylamine	0.0094	U
98-86-2	Acetophenone	0.037	U	86-30-6	n-Nitrosodiphenylamine	0.037	U
120-12-7	**Anthracene**	**0.037**	**0.25**	87-86-5	Pentachlorophenol	0.19	U
1912-24-9	Atrazine	0.037	U	**85-01-8**	**Phenanthrene**	**0.037**	**1.1**
100-52-7	Benzaldehyde	0.037	U	108-95-2	Phenol	0.037	U
56-55-3	**Benzo[a]anthracene**	**0.037**	**0.59**	**129-00-0**	**Pyrene**	**0.037**	**1.4**
50-32-8	**Benzo[a]pyrene**	**0.037**	**0.51**				

Worksheet #: 429317 *Total Target Concentration* 7.6 ColumnID: (^) Indicates results from 2nd column

U - Indicates the compound was analyzed but not detected.
B - Indicates the analyte was found in the blank as well as in the sample.
E - Indicates the analyte concentration exceeds the calibration range of the instrument.
R - Retention Time Out
J - Indicates an estimated value when a compound is detected at less than the specified detection limit.
d - Pesticide %Diff>40% between columns due to coelution. Lower concentration used
N-Nitrosodiphenylamine decomposes in the GC inlet and is detected as diphenylamine
Chlordane (Total) is sum of a-Chlordane and y-Chlordane.

Quantitation Report (QT Reviewed)

7062812 0147

SampleID : AC98711-008 Operator : AH/JB Qt Meth : 7M_0605.M
Data File: 7M85174.D Sam Mult : 1 Vial# : 21 Qt On : 07/03/17 07:47
Acq On : 06/30/17 17:09 Misc : S,BNA Qt Upd On: 06/07/17 10:00

Data Path : G:\GcMsData\2017\GCMS_7\Data\06-30-17\
Qt Path : G:\GCMSDATA\2017\GCMS_7\METHODQT\
Qt Resp Via : Initial Calibration

Compound	R.T.	QIon	Response	Conc	Units	Dev(Min)
Internal Standards						
7) 1,4-Dioxane-d8(INT)	2.498	96	46907	40.00	ng	-0.04
21) 1,4-Dichlorobenzene-d4	5.778	152	94841	40.00	ng	-0.03
31) Naphthalene-d8	6.782	136	358226	40.00	ng	-0.04
50) Acenaphthene-d10	8.203	164	213664	40.00	ng	-0.05
77) Phenanthrene-d10	9.667	188	382413	40.00	ng	-0.04
91) Chrysene-d12	12.723	240	341475	40.00	ng	-0.03
103) Perylene-d12	14.341	264	273121	40.00	ng	-0.03
System Monitoring Compounds						
11) 2-Fluorophenol	4.592	112	228420	81.08	ng	-0.02
Spiked Amount 100.000			Recovery = 81.08%			
16) Phenol-d5	5.468	99	308399	83.77	ng	-0.02
Spiked Amount 100.000			Recovery = 83.77%			
32) Nitrobenzene-d5	6.221	128	56629	38.82	ng	-0.03
Spiked Amount 50.000			Recovery = 77.64%			
55) 2-Fluorobiphenyl	7.615	172	288273	41.81	ng	-0.05
Spiked Amount 50.000			Recovery = 83.62%			
80) 2,4,6-Tribromophenol	8.946	330	96079	103.07	ng	-0.04
Spiked Amount 100.000			Recovery = 103.07%			
94) Terphenyl-d14	11.467	244	282835	56.82	ng	-0.04
Spiked Amount 50.000			Recovery = 113.64%			
Target Compounds						Qvalue
65) Acenaphthene	8.230	153	22890	3.9496	ng	96
68) Dibenzofuran	8.390	168	21599	2.4257	ng	84
72) Fluorene	8.711	166	17273	2.5010	ng	97
86) Phenanthrene	9.688	178	619398	61.2001	ng	100
87) Anthracene	9.747	178	140571	13.6023	ng	99
88) Carbazole	9.913	167	26795	2.8145	ng	98
90) Fluoranthene	11.024	202	859309	76.9513	ng	88
92) Pyrene	11.291	202	733975	73.1175	ng	82
100) Benzo[a]anthracene	12.707	228	285251m	31.7646	ng	
101) Chrysene	12.749	228	235143m	28.4780	ng	
105) Benzo[b]fluoranthene	13.930	252	281749m	37.0489	ng	
106) Benzo[k]fluoranthene	13.957	252	73008m	9.5930	ng	
107) Benzo[a]pyrene	14.282	252	195153	27.0398	ng	91
108) Indeno[1,2,3-cd]pyrene	15.650	276	143100	17.5312	ng	78
109) Dibenzo[a,h]anthracene	15.655	278	32620	4.7693	ng	66
110) Benzo[g,h,i]perylene	16.019	276	133156	19.0480	ng	77

(#) = qualifier out of range (m) = manual integration (+) = signals summed

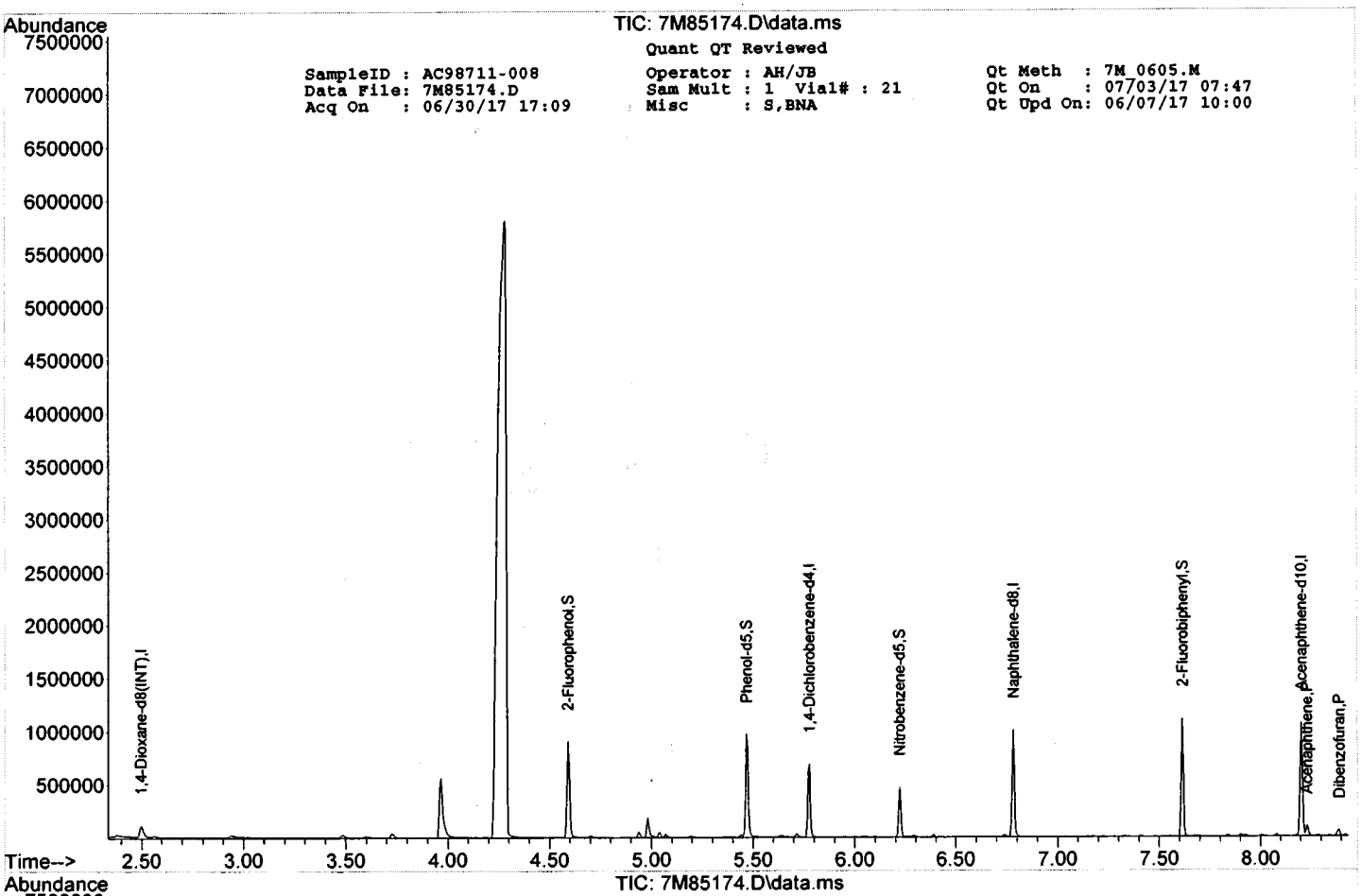
TIC: 7M85174.D\data.ms
Quant QT Reviewed
SampleID : AC98711-008
Data File: 7M85174.D
Acq On : 06/30/17 17:09
Operator : AH/JB
Sam Mult : 1 Vial# : 21
Misc : S,BNA
Qt Meth : 7M_0605.M
Qt On : 07/03/17 07:47
Qt Upd On: 06/07/17 10:00
Abundance
Time-->
1,4-Dioxane-d8(INT),I
2-Fluorophenol,S
Phenol-d5,S
1,4-Dichlorobenzene-d4,I
Nitrobenzene-d5,S
Naphthalene-d8,I
2-Fluorobiphenyl,S
Acenaphthene-d10,I
Dibenzofuran,P

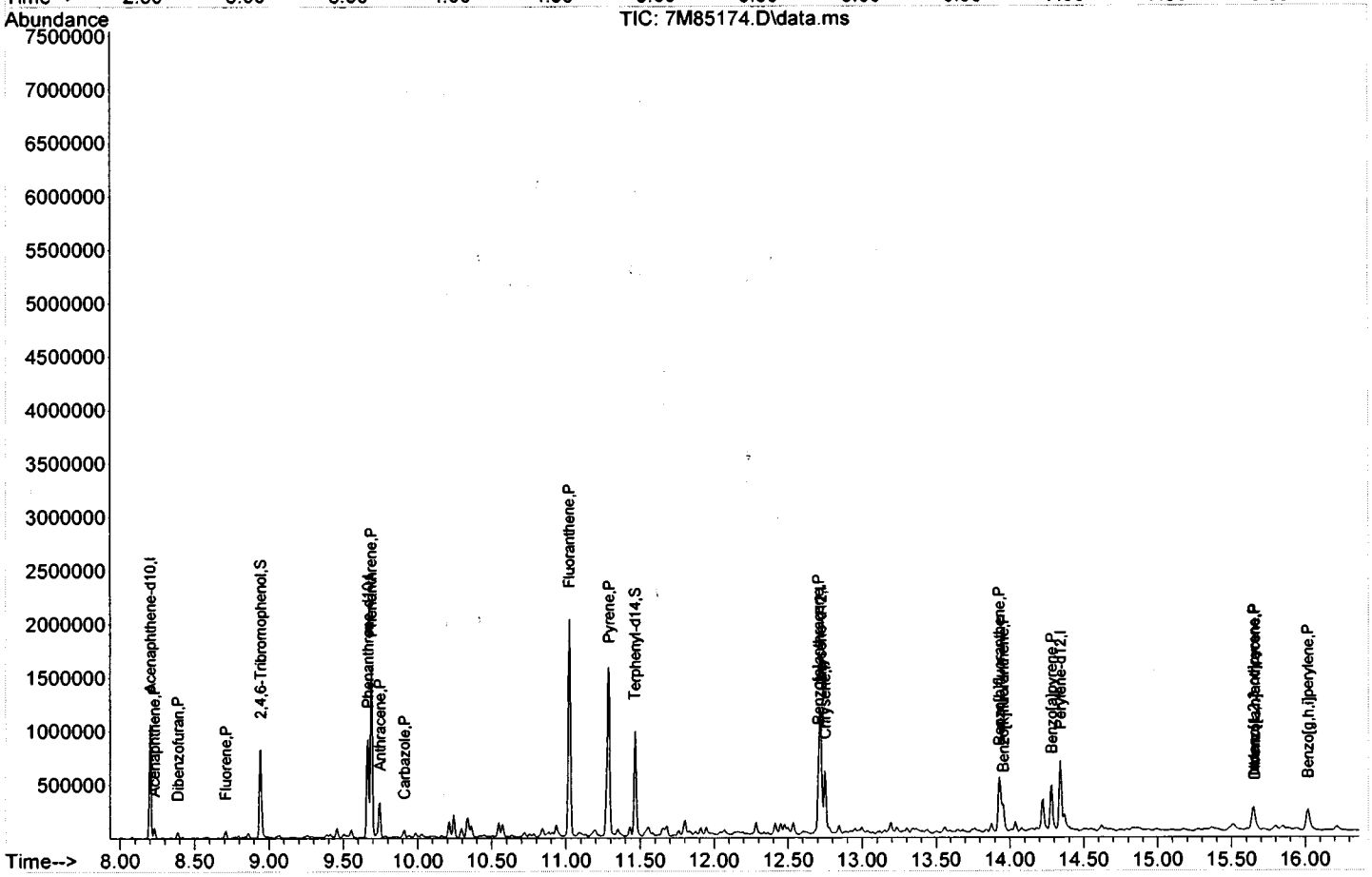
TIC: 7M85174.D\data.ms
Abundance
Time-->
Acenaphthene-d10,I
Dibenzofuran,P
Fluorene,P
2,4,6-Tribromophenol,S
Anthracene,P
Carbazole,P
Fluoranthene,P
Pyrene,P
Terphenyl-d14,S
Benzo[a]pyrene,P
Perylene-d12,I
Benzo[g,h,i]perylene,P

Form1

ORGANICS SEMIVOLATILE REPORT

Sample Number: AC98711-009
Client Id: SB-22
Data File: 7M85175.D
Analysis Date: 06/30/17 17:33
Date Rec/Extracted: 06/28/17-06/30/17
Column: DB-5MS 30M 0.250mm ID 0.25um film

Method: EPA 8270D
Matrix: Soil
Initial Vol: 30g
Final Vol: 0.5ml
Dilution: 1
Solids: 86

Units: mg/Kg

Cas #	Compound	RL	Conc	Cas #	Compound	RL	Conc
92-52-4	1,1'-Biphenyl	0.039	U	205-99-2	Benzo[b]fluoranthene	0.039	U
95-94-3	1,2,4,5-Tetrachlorobenzene	0.039	U	191-24-2	Benzo[g,h,i]perylene	0.039	U
58-90-2	2,3,4,6-Tetrachlorophenol	0.039	U	207-08-9	Benzo[k]fluoranthene	0.039	U
95-95-4	2,4,5-Trichlorophenol	0.039	U	111-91-1	bis(2-Chloroethoxy)methan	0.039	U
88-06-2	2,4,6-Trichlorophenol	0.039	U	111-44-4	bis(2-Chloroethyl)ether	0.0097	U
120-83-2	2,4-Dichlorophenol	0.0097	U	108-60-1	bis(2-chloroisopropyl)ether	0.039	U
105-67-9	2,4-Dimethylphenol	0.0097	U	117-81-7	bis(2-Ethylhexyl)phthalate	0.039	U
51-28-5	2,4-Dinitrophenol	0.19	U	85-68-7	Butylbenzylphthalate	0.039	U
121-14-2	2,4-Dinitrotoluene	0.039	U	105-60-2	Caprolactam	0.039	U
606-20-2	2,6-Dinitrotoluene	0.039	U	86-74-8	Carbazole	0.039	U
91-58-7	2-Chloronaphthalene	0.039	U	218-01-9	Chrysene	0.039	U
95-57-8	2-Chlorophenol	0.039	U	53-70-3	Dibenzo[a,h]anthracene	0.039	U
91-57-6	2-Methylnaphthalene	0.039	U	132-64-9	Dibenzofuran	0.0097	U
95-48-7	2-Methylphenol	0.0097	U	84-66-2	Diethylphthalate	0.039	U
88-74-4	2-Nitroaniline	0.039	U	131-11-3	Dimethylphthalate	0.039	U
88-75-5	2-Nitrophenol	0.039	U	84-74-2	Di-n-butylphthalate	0.0097	U
106-44-5	3&4-Methylphenol	0.0097	U	117-84-0	Di-n-octylphthalate	0.039	U
91-94-1	3,3'-Dichlorobenzidine	0.039	U	206-44-0	Fluoranthene	0.039	U
99-09-2	3-Nitroaniline	0.039	U	86-73-7	Fluorene	0.039	U
534-52-1	4,6-Dinitro-2-methylphenol	0.19	U	118-74-1	Hexachlorobenzene	0.039	U
101-55-3	4-Bromophenyl-phenylether	0.039	U	87-68-3	Hexachlorobutadiene	0.039	U
59-50-7	4-Chloro-3-methylphenol	0.039	U	77-47-4	Hexachlorocyclopentadiene	0.091	U
106-47-8	4-Chloroaniline	0.0097	U	67-72-1	Hexachloroethane	0.039	U
7005-72-3	4-Chlorophenyl-phenylether	0.039	U	193-39-5	Indeno[1,2,3-cd]pyrene	0.039	U
100-01-6	4-Nitroaniline	0.039	U	78-59-1	Isophorone	0.039	U
100-02-7	4-Nitrophenol	0.039	U	91-20-3	Naphthalene	0.0097	U
83-32-9	Acenaphthene	0.039	U	98-95-3	Nitrobenzene	0.039	U
208-96-8	Acenaphthylene	0.039	U	621-64-7	N-Nitroso-di-n-propylamine	0.0097	U
98-86-2	Acetophenone	0.039	U	86-30-6	n-Nitrosodiphenylamine	0.039	U
120-12-7	Anthracene	0.039	U	87-86-5	Pentachlorophenol	0.19	U
1912-24-9	Atrazine	0.039	U	85-01-8	Phenanthrene	0.039	U
100-52-7	Benzaldehyde	0.039	U	108-95-2	Phenol	0.039	U
56-55-3	Benzo[a]anthracene	0.039	U	129-00-0	Pyrene	0.039	U
50-32-8	Benzo[a]pyrene	0.039	U				

Worksheet #: 430453

Total Target Concentration 0

ColumnID: (^) Indicates results from 2nd column

U - Indicates the compound was analyzed but not detected.
B - Indicates the analyte was found in the blank as well as in the sample.
E - Indicates the analyte concentration exceeds the calibration range of the instrument.
R - Retention Time Out
J - Indicates an estimated value when a compound is detected at less than the specified detection limit.
d - Pesticide %Diff>40% between columns due to coelution. Lower concentration usea
N-Nitrosodiphenylamine decomposes in the GC inlet and is detected as diphenylamine
Chlordane (Total) is sum of a-Chlordane and y-Chlordane.

Quantitation Report (QT Reviewed)

7062812 0150

SampleID : AC98711-009 Operator : AH/JB Qt Meth : 7M_0605.M
Data File: 7M85175.D Sam Mult : 1 Vial# : 22 Qt On : 07/17/17 16:02
Acq On : 06/30/17 17:33 Misc : S,BNA Qt Upd On: 06/05/17 14:38

Data Path : G:\GcMsData\2017\GCMS_7\Data\06-30-17\
Qt Path : G:\GCMSDATA\2017\GCMS_7\METHODQT\
Qt Resp Via : Initial Calibration

Compound	R.T.	QIon	Response	Conc Units	Dev(Min)
Internal Standards					
7) 1,4-Dioxane-d8(INT)	2.498	96	33867	40.00 ng	-0.04
21) 1,4-Dichlorobenzene-d4	5.778	152	67292	40.00 ng	-0.03
31) Naphthalene-d8	6.782	136	263855	40.00 ng	-0.04
50) Acenaphthene-d10	8.203	164	159151	40.00 ng	-0.05
77) Phenanthrene-d10	9.662	188	291070	40.00 ng	-0.05
91) Chrysene-d12	12.717	240	269157	40.00 ng	-0.03
103) Perylene-d12	14.336	264	214266	40.00 ng	-0.04
System Monitoring Compounds					
11) 2-Fluorophenol	4.592	112	180510	88.74 ng	-0.02
Spiked Amount 100.000			Recovery = 88.74%		
16) Phenol-d5	5.468	99	248307	93.42 ng	-0.02
Spiked Amount 100.000			Recovery = 93.42%		
32) Nitrobenzene-d5	6.221	128	43885	40.85 ng	-0.03
Spiked Amount 50.000			Recovery = 81.70%		
55) 2-Fluorobiphenyl	7.615	172	232919	45.36 ng	-0.05
Spiked Amount 50.000			Recovery = 90.72%		
80) 2,4,6-Tribromophenol	8.946	330	71062	100.16 ng	-0.04
Spiked Amount 100.000			Recovery = 100.16%		
94) Terphenyl-d14	11.467	244	229215	58.42 ng	-0.04
Spiked Amount 50.000			Recovery = 116.84%		
Target Compounds					Qvalue

(#) = qualifier out of range (m) = manual integration (+) = signals summed

TIC: 7M85175.D\data.ms

Quant QT Reviewed

SampleID : AC98711-009
Data File: 7M85175.D
Acq On : 06/30/17 17:33

Operator : AH/JB
Sam Mult : 1 Vial# : 22
Misc : S,BNA

Qt Meth : 7M_0605.M
Qt On : 07/17/17 16:02
Qt Upd On: 06/05/17 14:38



Form1

ORGANICS SEMIVOLATILE REPORT

Sample Number: SMB60308
Client Id:
Data File: 7M85126.D
Analysis Date: 06/29/17 13:35
Date Rec/Extracted: NA-06/29/17
Column: DB-5MS 30M 0.250mm ID 0.25um film

Method: EPA 8270D
Matrix: Soil
Initial Vol: 30g
Final Vol: 0.5ml
Dilution: 1
Solids: 100

Units: mg/Kg

Cas #	Compound	RL	Conc	Cas #	Compound	RL	Conc
91-57-6	2-Methylnaphthalene	0.033	U	218-01-9	Chrysene	0.033	U
83-32-9	Acenaphthene	0.033	U	53-70-3	Dibenzo[a,h]anthracene	0.033	U
208-96-8	Acenaphthylene	0.033	U	206-44-0	Fluoranthene	0.033	U
120-12-7	Anthracene	0.033	U	86-73-7	Fluorene	0.033	U
56-55-3	Benzo[a]anthracene	0.033	U	193-39-5	Indeno[1,2,3-cd]pyrene	0.033	U
50-32-8	Benzo[a]pyrene	0.033	U	91-20-3	Naphthalene	0.0083	U
205-99-2	Benzo[b]fluoranthene	0.033	U	85-01-8	Phenanthrene	0.033	U
191-24-2	Benzo[g,h,i]perylene	0.033	U	129-00-0	Pyrene	0.033	U
207-08-9	Benzo[k]fluoranthene	0.033	U				

Worksheet #: 429301 ***Total Target Concentration*** 0 ColumnID: (^) Indicates results from 2nd column

U - Indicates the compound was analyzed but not detected.
B - Indicates the analyte was found in the blank as well as in the sample.
E - Indicates the analyte concentration exceeds the calibration range of the instrument.
R - Retention Time Out
J - Indicates an estimated value when a compound is detected at less than the specified detection limit.
d - Pesticide %Diff>40% between columns due to coelution. Lower concentration usea
Chlordane (Total) is sum of a-Chlordane and y-Chlordane.

Quantitation Report (QT Reviewed)

7062812 0153

SampleID : SMB60308 Operator : AH/JB Qt Meth : 7M_0605.M
Data File: 7M85126.D Sam Mult : 1 Vial# : 3 Qt On : 06/29/17 14:30
Acq On : 06/29/17 13:35 Misc : S,BNA Qt Upd On: 06/07/17 10:00

Data Path : G:\GcMsData\2017\GCMS_7\Data\06-29-17\
Qt Path : G:\GCMSDATA\2017\GCMS_7\METHODQT\
Qt Resp Via : Initial Calibration

Compound	R.T.	QIon	Response	Conc Units	Dev(Min)
Internal Standards					
7) 1,4-Dioxane-d8(INT)	2.508	96	31853	40.00 ng	-0.03
21) 1,4-Dichlorobenzene-d4	5.783	152	58666	40.00 ng	-0.02
31) Naphthalene-d8	6.798	136	218292	40.00 ng	-0.02
50) Acenaphthene-d10	8.230	164	125600	40.00 ng	-0.03
77) Phenanthrene-d10	9.683	188	235033	40.00 ng	-0.03
91) Chrysene-d12	12.733	240	315542	40.00 ng	-0.02
103) Perylene-d12	14.373	264	316596	40.00 ng	0.00
System Monitoring Compounds					
11) 2-Fluorophenol	4.602	112	149297	78.04 ng	0.00
Spiked Amount 100.000			Recovery = 78.04%		
16) Phenol-d5	5.479	99	188336	75.34 ng	-0.01
Spiked Amount 100.000			Recovery = 75.34%		
32) Nitrobenzene-d5	6.232	128	33976	38.23 ng	-0.02
Spiked Amount 50.000			Recovery = 76.46%		
55) 2-Fluorobiphenyl	7.642	172	155742	38.43 ng	-0.02
Spiked Amount 50.000			Recovery = 76.86%		
80) 2,4,6-Tribromophenol	8.967	330	46826	81.74 ng	-0.02
Spiked Amount 100.000			Recovery = 81.74%		
94) Terphenyl-d14	11.478	244	172299	37.46 ng	-0.03
Spiked Amount 50.000			Recovery = 74.92%		

Target Compounds Qvalue

(#) = qualifier out of range (m) = manual integration (+) = signals summed


Abundance
TIC: 7M85126.D\data.ms
Quant QT Reviewed
SampleID : SMB60308
Data File: 7M85126.D
Acq On : 06/29/17 13:35
Operator : AH/JB
Sam Mult : 1 Vial# : 3
Misc : S,BNA
Qt Meth : 7M_0605.M
Qt On : 06/29/17 14:30
Qt Upd On: 06/07/17 10:00
1,4-Dioxane-d8(INT),I
2-Fluorophenol,S
Phenol-d5,S
1,4-Dichlorobenzene-d4,I
Nitrobenzene-d5,S
Naphthalene-d8,I
2-Fluorobiphenyl,S
Acenaphthene-d10,I
2,4,6-Tribromophenol,S
Phenanthrene-d10,I
Terphenyl-d14,S
Chrysene-d12,I
Perylene-d12,I
Time-->

Form1

ORGANICS SEMIVOLATILE REPORT

Sample Number: SMB60308
Client Id:
Data File: 7M85126.D
Analysis Date: 06/29/17 13:35
Date Rec/Extracted: NA-06/29/17
Column: DB-5MS 30M 0.250mm ID 0.25um film

Method: EPA 8270D
Matrix: Soil
Initial Vol: 30g
Final Vol: 0.5ml
Dilution: 1
Solids: 100

Units: mg/Kg

Cas #	Compound	RL	Conc	Cas #	Compound	RL	Conc
92-52-4	1,1'-Biphenyl	0.033	U	205-99-2	Benzo[b]fluoranthene	0.033	U
95-94-3	1,2,4,5-Tetrachlorobenzene	0.033	U	191-24-2	Benzo[g,h,i]perylene	0.033	U
58-90-2	2,3,4,6-Tetrachlorophenol	0.033	U	207-08-9	Benzo[k]fluoranthene	0.033	U
95-95-4	2,4,5-Trichlorophenol	0.033	U	111-91-1	bis(2-Chloroethoxy)methan	0.033	U
88-06-2	2,4,6-Trichlorophenol	0.033	U	111-44-4	bis(2-Chloroethyl)ether	0.0083	U
120-83-2	2,4-Dichlorophenol	0.0083	U	108-60-1	bis(2-chloroisopropyl)ether	0.033	U
105-67-9	2,4-Dimethylphenol	0.0083	U	117-81-7	bis(2-Ethylhexyl)phthalate	0.033	U
51-28-5	2,4-Dinitrophenol	0.17	U	85-68-7	Butylbenzylphthalate	0.033	U
121-14-2	2,4-Dinitrotoluene	0.033	U	105-60-2	Caprolactam	0.033	U
606-20-2	2,6-Dinitrotoluene	0.033	U	86-74-8	Carbazole	0.033	U
91-58-7	2-Chloronaphthalene	0.033	U	218-01-9	Chrysene	0.033	U
95-57-8	2-Chlorophenol	0.033	U	53-70-3	Dibenzo[a,h]anthracene	0.033	U
91-57-6	2-Methylnaphthalene	0.033	U	132-64-9	Dibenzofuran	0.0083	U
95-48-7	2-Methylphenol	0.0083	U	84-66-2	Diethylphthalate	0.033	U
88-74-4	2-Nitroaniline	0.033	U	131-11-3	Dimethylphthalate	0.033	U
88-75-5	2-Nitrophenol	0.033	U	84-74-2	Di-n-butylphthalate	0.0083	U
106-44-5	3&4-Methylphenol	0.0083	U	117-84-0	Di-n-octylphthalate	0.033	U
91-94-1	3,3'-Dichlorobenzidine	0.033	U	206-44-0	Fluoranthene	0.033	U
99-09-2	3-Nitroaniline	0.033	U	86-73-7	Fluorene	0.033	U
534-52-1	4,6-Dinitro-2-methylphenol	0.17	U	118-74-1	Hexachlorobenzene	0.033	U
101-55-3	4-Bromophenyl-phenylether	0.033	U	87-68-3	Hexachlorobutadiene	0.033	U
59-50-7	4-Chloro-3-methylphenol	0.033	U	77-47-4	Hexachlorocyclopentadiene	0.079	U
106-47-8	4-Chloroaniline	0.0083	U	67-72-1	Hexachloroethane	0.033	U
7005-72-3	4-Chlorophenyl-phenylether	0.033	U	193-39-5	Indeno[1,2,3-cd]pyrene	0.033	U
100-01-6	4-Nitroaniline	0.033	U	78-59-1	Isophorone	0.033	U
100-02-7	4-Nitrophenol	0.033	U	91-20-3	Naphthalene	0.0083	U
83-32-9	Acenaphthene	0.033	U	98-95-3	Nitrobenzene	0.033	U
208-96-8	Acenaphthylene	0.033	U	621-64-7	N-Nitroso-di-n-propylamine	0.0083	U
98-86-2	Acetophenone	0.033	U	86-30-6	n-Nitrosodiphenylamine	0.033	U
120-12-7	Anthracene	0.033	U	87-86-5	Pentachlorophenol	0.17	U
1912-24-9	Atrazine	0.033	U	85-01-8	Phenanthrene	0.033	U
100-52-7	Benzaldehyde	0.033	U	108-95-2	Phenol	0.033	U
56-55-3	Benzo[a]anthracene	0.033	U	129-00-0	Pyrene	0.033	U
50-32-8	Benzo[a]pyrene	0.033	U				

Worksheet #: 429303 *Total Target Concentration* 0 ColumnID: (^) Indicates results from 2nd column

U - Indicates the compound was analyzed but not detected.
B - Indicates the analyte was found in the blank as well as in the sample.
E - Indicates the analyte concentration exceeds the calibration range of the instrument.
R - Retention Time Out
J - Indicates an estimated value when a compound is detected at less than the specified detection limit.
d - Pesticide %Diff>40% between columns due to coelution. Lower concentration usea
N-Nitrosodiphenylamine decomposes in the GC inlet and is detected as diphenylamine
Chlordane (Total) is sum of a-Chlordane and y-Chlordane.

Quantitation Report (QT Reviewed)

7062812 0156

SampleID : SMB60308 Operator : AH/JB Qt Meth : 7M_0605.M
Data File: 7M85126.D Sam Mult : 1 Vial# : 3 Qt On : 06/29/17 14:30
Acq On : 06/29/17 13:35 Misc : S,BNA Qt Upd On: 06/07/17 10:00

Data Path : G:\GcMsData\2017\GCMS_7\Data\06-29-17\
Qt Path : G:\GCMSDATA\2017\GCMS_7\METHODQT\
Qt Resp Via : Initial Calibration

Compound	R.T.	QIon	Response	Conc	Units	Dev(Min)
Internal Standards						
7) 1,4-Dioxane-d8(INT)	2.508	96	31853	40.00	ng	-0.03
21) 1,4-Dichlorobenzene-d4	5.783	152	58666	40.00	ng	-0.02
31) Naphthalene-d8	6.798	136	218292	40.00	ng	-0.02
50) Acenaphthene-d10	8.230	164	125600	40.00	ng	-0.03
77) Phenanthrene-d10	9.683	188	235033	40.00	ng	-0.03
91) Chrysene-d12	12.733	240	315542	40.00	ng	-0.02
103) Perylene-d12	14.373	264	316596	40.00	ng	0.00
System Monitoring Compounds						
11) 2-Fluorophenol	4.602	112	149297	78.04	ng	0.00
Spiked Amount 100.000			Recovery = 78.04%			
16) Phenol-d5	5.479	99	188336	75.34	ng	-0.01
Spiked Amount 100.000			Recovery = 75.34%			
32) Nitrobenzene-d5	6.232	128	33976	38.23	ng	-0.02
Spiked Amount 50.000			Recovery = 76.46%			
55) 2-Fluorobiphenyl	7.642	172	155742	38.43	ng	-0.02
Spiked Amount 50.000			Recovery = 76.86%			
80) 2,4,6-Tribromophenol	8.967	330	46826	81.74	ng	-0.02
Spiked Amount 100.000			Recovery = 81.74%			
94) Terphenyl-d14	11.478	244	172299	37.46	ng	-0.03
Spiked Amount 50.000			Recovery = 74.92%			

Target Compounds Qvalue

(#) = qualifier out of range (m) = manual integration (+) = signals summed

TIC: 7M85126.D\data.ms

Quant QT Reviewed

SampleID : SMB60308
Data File: 7M85126.D
Acq On : 06/29/17 13:35

Operator : AH/JB
Sam Mult : 1 Vial# : 3
Misc : S,BNA

Qt Meth : 7M_0605.M
Qt On : 06/29/17 14:30
Qt Upd On: 06/07/17 10:00



Form1

ORGANICS SEMIVOLATILE REPORT

Sample Number: SMB60320
Client Id:
Data File: 7M85169.D
Analysis Date: 06/30/17 15:12
Date Rec/Extracted: NA-06/30/17
Column: DB-5MS 30M 0.250mm ID 0.25um film

Method: EPA 8270D
Matrix: Soil
Initial Vol: 30g
Final Vol: 0.5ml
Dilution: 1
Solids: 100

Units: mg/Kg

Cas #	Compound	RL	Conc	Cas #	Compound	RL	Conc
92-52-4	1,1'-Biphenyl	0.033	U	205-99-2	Benzo[b]fluoranthene	0.033	U
95-94-3	1,2,4,5-Tetrachlorobenzene	0.033	U	191-24-2	Benzo[g,h,i]perylene	0.033	U
58-90-2	2,3,4,6-Tetrachlorophenol	0.033	U	207-08-9	Benzo[k]fluoranthene	0.033	U
95-95-4	2,4,5-Trichlorophenol	0.033	U	111-91-1	bis(2-Chloroethoxy)methan	0.033	U
88-06-2	2,4,6-Trichlorophenol	0.033	U	111-44-4	bis(2-Chloroethyl)ether	0.0083	U
120-83-2	2,4-Dichlorophenol	0.0083	U	108-60-1	bis(2-chloroisopropyl)ether	0.033	U
105-67-9	2,4-Dimethylphenol	0.0083	U	117-81-7	bis(2-Ethylhexyl)phthalate	0.033	U
51-28-5	2,4-Dinitrophenol	0.17	U	85-68-7	Butylbenzylphthalate	0.033	U
121-14-2	2,4-Dinitrotoluene	0.033	U	105-60-2	Caprolactam	0.033	U
606-20-2	2,6-Dinitrotoluene	0.033	U	86-74-8	Carbazole	0.033	U
91-58-7	2-Chloronaphthalene	0.033	U	218-01-9	Chrysene	0.033	U
95-57-8	2-Chlorophenol	0.033	U	53-70-3	Dibenzo[a,h]anthracene	0.033	U
91-57-6	2-Methylnaphthalene	0.033	U	132-64-9	Dibenzofuran	0.0083	U
95-48-7	2-Methylphenol	0.0083	U	84-66-2	Diethylphthalate	0.033	U
88-74-4	2-Nitroaniline	0.033	U	131-11-3	Dimethylphthalate	0.033	U
88-75-5	2-Nitrophenol	0.033	U	84-74-2	Di-n-butylphthalate	0.0083	U
106-44-5	3&4-Methylphenol	0.0083	U	117-84-0	Di-n-octylphthalate	0.033	U
91-94-1	3,3'-Dichlorobenzidine	0.033	U	206-44-0	Fluoranthene	0.033	U
99-09-2	3-Nitroaniline	0.033	U	86-73-7	Fluorene	0.033	U
534-52-1	4,6-Dinitro-2-methylphenol	0.17	U	118-74-1	Hexachlorobenzene	0.033	U
101-55-3	4-Bromophenyl-phenylether	0.033	U	87-68-3	Hexachlorobutadiene	0.033	U
59-50-7	4-Chloro-3-methylphenol	0.033	U	77-47-4	Hexachlorocyclopentadiene	0.079	U
106-47-8	4-Chloroaniline	0.0083	U	67-72-1	Hexachloroethane	0.033	U
7005-72-3	4-Chlorophenyl-phenylether	0.033	U	193-39-5	Indeno[1,2,3-cd]pyrene	0.033	U
100-01-6	4-Nitroaniline	0.033	U	78-59-1	Isophorone	0.033	U
100-02-7	4-Nitrophenol	0.033	U	91-20-3	Naphthalene	0.0083	U
83-32-9	Acenaphthene	0.033	U	98-95-3	Nitrobenzene	0.033	U
208-96-8	Acenaphthylene	0.033	U	621-64-7	N-Nitroso-di-n-propylamine	0.0083	U
98-86-2	Acetophenone	0.033	U	86-30-6	n-Nitrosodiphenylamine	0.033	U
120-12-7	Anthracene	0.033	U	87-86-5	Pentachlorophenol	0.17	U
1912-24-9	Atrazine	0.033	U	85-01-8	Phenanthrene	0.033	U
100-52-7	Benzaldehyde	0.033	U	108-95-2	Phenol	0.033	U
56-55-3	Benzo[a]anthracene	0.033	U	129-00-0	Pyrene	0.033	U
50-32-8	Benzo[a]pyrene	0.033	U				

Worksheet #: 429317

Total Target Concentration 0

ColumnID: (^) Indicates results from 2nd column

U - Indicates the compound was analyzed but not detected.
B - Indicates the analyte was found in the blank as well as in the sample.
E - Indicates the analyte concentration exceeds the calibration range of the instrument.
R - Retention Time Out
J - Indicates an estimated value when a compound is detected at less than the specified detection limit.
d - Pesticide %Diff>40% between columns due to coelution. Lower concentration used
N-Nitrosodiphenylamine decomposes in the GC inlet and is detected as diphenylamine
Chlordane (Total) is sum of a-Chlordane and y-Chlordane.

Quantitation Report (QT/LSC Reviewed)

7062812 0159

SampleID : SMB60320 Operator : AH/JB Qt Meth : 7M_0605.M
Data File: 7M85169.D Sam Mult : 1 Vial# : 16 Qt On : 06/30/17 15:29
Acq On : 06/30/17 15:12 Misc : S,BNA Qt Upd On: 06/07/17 10:00

Data Path : G:\GcMsData\2017\GCMS_7\Data\06-30-17\
Qt Path : G:\GCMSDATA\2017\GCMS_7\METHODQT\
Qt Resp Via : Initial Calibration

Compound	R.T.	QIon	Response	Conc	Units	Dev(Min)
Internal Standards						
7) 1,4-Dioxane-d8(INT)	2.498	96	35123	40.00	ng	-0.04
21) 1,4-Dichlorobenzene-d4	5.778	152	70458	40.00	ng	-0.03
31) Naphthalene-d8	6.782	136	280632	40.00	ng	-0.04
50) Acenaphthene-d10	8.209	164	173664	40.00	ng	-0.05
77) Phenanthrene-d10	9.667	188	324686	40.00	ng	-0.04
91) Chrysene-d12	12.717	240	301301	40.00	ng	-0.03
103) Perylene-d12	14.357	264	280228	40.00	ng	-0.02
System Monitoring Compounds						
11) 2-Fluorophenol	4.592	112	200650	95.11	ng	-0.02
Spiked Amount 100.000			Recovery = 95.11%			
16) Phenol-d5	5.468	99	280934	101.91	ng	-0.02
Spiked Amount 100.000			Recovery = 101.91%			
32) Nitrobenzene-d5	6.221	128	49385	43.22	ng	-0.03
Spiked Amount 50.000			Recovery = 86.44%			
55) 2-Fluorobiphenyl	7.621	172	260512	46.49	ng	-0.04
Spiked Amount 50.000			Recovery = 92.98%			
80) 2,4,6-Tribromophenol	8.951	330	78646	99.37	ng	-0.04
Spiked Amount 100.000			Recovery = 99.37%			
94) Terphenyl-d14	11.467	244	273367	62.24	ng	-0.04
Spiked Amount 50.000			Recovery = 124.48%			

Target Compounds Qvalue

(#) = qualifier out of range (m) = manual integration (+) = signals summed

k


Abundance
TIC: 7M85169.D\data.ms
Quant QT/LSC Reviewed
SampleID : SMB60320
Data File: 7M85169.D
Acq On : 06/30/17 15:12
Operator : AH/JB
Sam Mult : 1 Vial# : 16
Misc : S,BNA
Qt Meth : 7M_0605.M
Qt On : 06/30/17 15:29
Qt Upd On: 06/07/17 10:00
1,4-Dioxane-d8(INT),I
2-Fluorophenol,S
Phenol-d5,S
1,4-Dichlorobenzene-d4,I
Nitrobenzene-d5,S
Naphthalene-d8,I
2-Fluorobiphenyl,S
Acenaphthene-d10,I
2,4,6-Tribromophenol,S
Phenanthrene-d10,I
Terphenyl-d14,S
Chrysene-d12,I
Perylene-d12,I
Time-->

Form1

ORGANICS SEMIVOLATILE REPORT

Sample Number: SMB60320
Client Id:
Data File: 7M85169.D
Analysis Date: 06/30/17 15:12
Date Rec/Extracted: NA-06/30/17
Column: DB-5MS 30M 0.250mm ID 0.25um film

Method: EPA 8270D
Matrix: Soil
Initial Vol: 30g
Final Vol: 0.5ml
Dilution: 1
Solids: 100

Units: mg/Kg

Cas #	Compound	RL	Conc	Cas #	Compound	RL	Conc
91-57-6	2-Methylnaphthalene	0.033	U	218-01-9	Chrysene	0.033	U
83-32-9	Acenaphthene	0.033	U	53-70-3	Dibenzo[a,h]anthracene	0.033	U
208-96-8	Acenaphthylene	0.033	U	206-44-0	Fluoranthene	0.033	U
120-12-7	Anthracene	0.033	U	86-73-7	Fluorene	0.033	U
56-55-3	Benzo[a]anthracene	0.033	U	193-39-5	Indeno[1,2,3-cd]pyrene	0.033	U
50-32-8	Benzo[a]pyrene	0.033	U	91-20-3	Naphthalene	0.0083	U
205-99-2	Benzo[b]fluoranthene	0.033	U	85-01-8	Phenanthrene	0.033	U
191-24-2	Benzo[g,h,i]perylene	0.033	U	129-00-0	Pyrene	0.033	U
207-08-9	Benzo[k]fluoranthene	0.033	U				

Worksheet #: 429288 *Total Target Concentration* 0 ColumnID: (^) Indicates results from 2nd column

U - Indicates the compound was analyzed but not detected.
B - Indicates the analyte was found in the blank as well as in the sample.
E - Indicates the analyte concentration exceeds the calibration range of the instrument.
R - Retention Time Out
J - Indicates an estimated value when a compound is detected at less than the specified detection limit.
d - Pesticide %Diff>40% between columns due to coelution. Lower concentration used
Chlordane (Total) is sum of a-Chlordane and y-Chlordane.

Quantitation Report (QT/LSC Reviewed)

7062812 0162

SampleID : SMB60320 Operator : AH/JB Qt Meth : 7M_0605.M
Data File: 7M85169.D Sam Mult : 1 Vial# : 16 Qt On : 06/30/17 15:29
Acq On : 06/30/17 15:12 Misc : S,BNA Qt Upd On: 06/07/17 10:00

Data Path : G:\GcMsData\2017\GCMS_7\Data\06-30-17\
Qt Path : G:\GCMSDATA\2017\GCMS_7\METHODQT\
Qt Resp Via : Initial Calibration

Compound	R.T.	QIon	Response	Conc Units	Dev(Min)
Internal Standards					
7) 1,4-Dioxane-d8(INT)	2.498	96	35123	40.00 ng	-0.04
21) 1,4-Dichlorobenzene-d4	5.778	152	70458	40.00 ng	-0.03
31) Naphthalene-d8	6.782	136	280632	40.00 ng	-0.04
50) Acenaphthene-d10	8.209	164	173664	40.00 ng	-0.05
77) Phenanthrene-d10	9.667	188	324686	40.00 ng	-0.04
91) Chrysene-d12	12.717	240	301301	40.00 ng	-0.03
103) Perylene-d12	14.357	264	280228	40.00 ng	-0.02
System Monitoring Compounds					
11) 2-Fluorophenol	4.592	112	200650	95.11 ng	-0.02
Spiked Amount 100.000			Recovery = 95.11%		
16) Phenol-d5	5.468	99	280934	101.91 ng	-0.02
Spiked Amount 100.000			Recovery = 101.91%		
32) Nitrobenzene-d5	6.221	128	49385	43.22 ng	-0.03
Spiked Amount 50.000			Recovery = 86.44%		
55) 2-Fluorobiphenyl	7.621	172	260512	46.49 ng	-0.04
Spiked Amount 50.000			Recovery = 92.98%		
80) 2,4,6-Tribromophenol	8.951	330	78646	99.37 ng	-0.04
Spiked Amount 100.000			Recovery = 99.37%		
94) Terphenyl-d14	11.467	244	273367	62.24 ng	-0.04
Spiked Amount 50.000			Recovery = 124.48%		

Target Compounds Qvalue

(#) = qualifier out of range (m) = manual integration (+) = signals summed

k


Abundance
TIC: 7M85169.D\data.ms
Quant QT/LSC Reviewed
SampleID : SMB60320
Data File: 7M85169.D
Acq On : 06/30/17 15:12
Operator : AH/JB
Sam Mult : 1 Vial# : 16
Misc : S,BNA
Qt Meth : 7M_0605.M
Qt On : 06/30/17 15:29
Qt Upd On: 06/07/17 10:00
1,4-Dioxane-d8(INT),I
2-Fluorophenol,S
Phenol-d5,S
1,4-Dichlorobenzene-d4,I
Nitrobenzene-d5,S
Naphthalene-d8,I
2-Fluorobiphenyl,S
Acenaphthene-d10,I
2,4,6-Tribromophenol,S
Phenanthrene-d10,I
Terphenyl-d14,S
Chrysene-d12,I
Perylene-d12,I
Time-->

FORM2

Surrogate Recovery

Method: EPA 8270D

Dfile	Sample#	Matrix	Date/Time	Surr Dil	Dilute Out Flag	Column1 S1 Recov	Column1 S2 Recov	Column1 S3 Recov	Column1 S4 Recov	Column1 S5 Recov	Column1 S6 Recov
7M85126.D	SMB60308	S	06/29/17 13:35	1		NA	NA	76	77	NA	75
7M85133.D	AC98711-001	S	06/29/17 16:22	1		NA	NA	71	71	NA	98
7M85132.D	AC98711-003(5X)	S	06/29/17 15:58	10		NA	NA	63	63	NA	82
10M63791.D	SMB60308(MS)	S	06/29/17 13:46	1		NA	NA	69	76	NA	80
10M63795.D	AC98703-001	S	06/29/17 15:17	1		NA	NA	73	83	NA	93
10M63796.D	AC98703-001(MS)	S	06/29/17 15:39	1		NA	NA	74	79	NA	84
10M63797.D	AC98703-001(MSD)	S	06/29/17 16:02	1		NA	NA	72	77	NA	80

Flags: SD=Surrogate diluted out
*=Surrogate out

Method: EPA 8270D

Soil Laboratory Limits

Compound	Spike Amt	Limits
S1=2-Fluorophenol	100	43-128
S2=Phenol-d5	100	49-129
S3=Nitrobenzene-d5	50	52-129
S4=2-Fluorobiphenyl	50	58-125
S5=2,4,6-Tribromophenol	100	54-145
S6=Terphenyl-d14	50	58-148

FORM2

Surrogate Recovery

Method: EPA 8270D

Dfile	Sample#	Matrix	Date/Time	Surr Dil	Dilute Out Flag	Column1 S1 Recov	Column1 S2 Recov	Column1 S3 Recov	Column1 S4 Recov	Column1 S5 Recov	Column1 S6 Recov
7M85126.D	SMB60308	S	06/29/17 13:35	1		78	75	76	77	82	75
7M85134.D	AC98711-002	S	06/29/17 16:45	1		87	89	67	66	73	90
7M85135.D	AC98711-004	S	06/29/17 17:08	1		85	88	68	66	68	84
10M63791.D	SMB60308(MS)	S	06/29/17 13:46	1		76	72	69	76	73	80
10M63795.D	AC98703-001	S	06/29/17 15:17	1		84	78	73	83	73	93
10M63796.D	AC98703-001(MS)	S	06/29/17 15:39	1		79	74	74	79	75	84
10M63797.D	AC98703-001(MSD)	S	06/29/17 16:02	1		76	71	72	77	72	80

Flags: SD=Surrogate diluted out
*=Surrogate out

Method: EPA 8270D

Soil Laboratory Limits

Compound	Spike Amt	Limits
S1=2-Fluorophenol	100	43-128
S2=Phenol-d5	100	49-129
S3=Nitrobenzene-d5	50	52-129
S4=2-Fluorobiphenyl	50	58-125
S5=2,4,6-Tribromophenol	100	54-145
S6=Terphenyl-d14	50	58-148

FORM2

Surrogate Recovery

Method: EPA 8270D

Dfile	Sample#	Matrix	Date/Time	Surr Dil	Dilute Out Flag	Column1 S1 Recov	Column1 S2 Recov	Column1 S3 Recov	Column1 S4 Recov	Column1 S5 Recov	Column1 S6 Recov
7M85169.D	SMB60320	S	06/30/17 15:12	1		95	102	86	93	99	124
7M85171.D	AC98711-005	S	06/30/17 15:59	1		84	86	77	85	93	108
7M85174.D	AC98711-008	S	06/30/17 17:09	1		81	84	78	84	103	114
5M100434.D	SMB60320(MS)	S	06/30/17 12:47	1		86	89	84	88	99	105
7M85177.D	AC98597-003(3X)	S	06/30/17 18:20	3	~~SD~~	63	71	134 *	70	73	88
7M85178.D	AC98597-003(3X)(MS)	S	06/30/17 18:44	3	~~SD~~	82	90	221 *	83	104	109
7M85179.D	AC98597-003(3X)(MSD)	S	06/30/17 19:07	3	~~SD~~ J Rule 7/6/17	82	92	187 *	84	80	104

Flags: SD=Surrogate diluted out
*=Surrogate out

Method: EPA 8270D

Soil Laboratory Limits

Compound	Spike Amt	Limits
S1=2-Fluorophenol	100	43-128
S2=Phenol-d5	100	49-129
S3=Nitrobenzene-d5	50	52-129
S4=2-Fluorobiphenyl	50	58-125
S5=2,4,6-Tribromophenol	100	54-145
S6=Terphenyl-d14	50	58-148

FORM2

Surrogate Recovery

Method: EPA 8270D

Dfile	Sample#	Matrix	Date/Time	Surr Dil	Dilute Out Flag	Column1 S1 Recov	Column1 S2 Recov	Column1 S3 Recov	Column1 S4 Recov	Column1 S5 Recov	Column1 S6 Recov
7M85169.D	SMB60320	S	06/30/17 15:12	1		NA	NA	86	93	NA	124
7M85172.D	AC98711-006	S	06/30/17 16:22	1		NA	NA	70	82	NA	115
7M85173.D	AC98711-007	S	06/30/17 16:46	1		NA	NA	70	78	NA	114
7M85175.D	AC98711-009	S	06/30/17 17:33	1		NA	NA	82	91	NA	117
5M100434.D	SMB60320(MS)	S	06/30/17 12:47	1		NA	NA	84	88	NA	105
7M85177.D	AC98597-003(3X)	S	06/30/17 18:20	3	~~SD~~	NA	NA	134 *	70	NA	88
7M85178.D	AC98597-003(3X)(MS)	S	06/30/17 18:44	3	~~SD~~	NA	NA	221 *	83	NA	109
7M85179.D	AC98597-003(3X)(MSD)	S	06/30/17 19:07	3	~~SD~~	NA	NA	187 *	84	NA	104

JR 7/6/17

Flags: SD=Surrogate diluted out
*=Surrogate out

Method: EPA 8270D

Soil Laboratory Limits

Compound	Spike Amt	Limits
S1=2-Fluorophenol	100	43-128
S2=Phenol-d5	100	49-129
S3=Nitrobenzene-d5	50	52-129
S4=2-Fluorobiphenyl	50	58-125
S5=2,4,6-Tribromophenol	100	54-145
S6=Terphenyl-d14	50	58-148

Form3
Recovery Data Laboratory Limits
QC Batch: SMB60308

	Data File	Sample ID:	Analysis Date
Spike or Dup:	10M63791.D	SMB60308(MS)	6/29/2017 1:46:00 PM
Non Spike(If applicable):			
Inst Blank(If applicable):			

Method: 8270D Matrix: Soil QC Type: MBS

Analyte:	Col	Spike Conc	Sample Conc	Expected Conc	Recovery	Lower Limit	Upper Limit
Pyridine	1	18.0112	0	50	36	1	150
N-Nitrosodimethylamine	1	27.0404	0	50	54	50	130
Benzaldehyde	1	60.6234	0	50	121	20	150
Aniline	1	21.9853	0	50	44	20	150
Pentachloroethane	1	28.9187	0	50	58	50	130
bis(2-Chloroethyl)ether	1	26.5449	0	50	53	50	130
N-Decane	1	21.4581	0	50	43	20	130
1,3-Dichlorobenzene	1	34.0396	0	50	68	60	130
1,4-Dichlorobenzene	1	31.0571	0	50	62	60	130
1,2-Dichlorobenzene	1	31.5007	0	50	63	50	130
Benzyl alcohol	1	30.4865	0	50	61	20	130
bis(2-chloroisopropyl)ether	1	25.9684	0	50	52	40	130
Acetophenone	1	35.3265	0	50	71	50	130
Hexachloroethane	1	29.7537	0	50	60	50	130
N-Nitroso-di-n-propylamine	1	24.2303	0	50	48	40	130
Nitrobenzene	1	30.1717	0	50	60*	70	130
Isophorone	1	30.177	0	50	60	60	130
Benzoic Acid	1	26.3954	0	100	26	20	130
bis(2-Chloroethoxy)methane	1	31.7643	0	50	64	60	130
1,2,4-Trichlorobenzene	1	34.339	0	50	69	50	130
Naphthalene	1	31.914	0	50	64	50	130
4-Chloroaniline	1	23.2141	0	50	46	10	150
Hexachlorobutadiene	1	36.0759	0	50	72	60	130
Caprolactam	1	33.4078	0	50	67	50	130
2-Methylnaphthalene	1	35.4872	0	50	71	70	130
1-Methylnaphthalene	1	37.2962	0	50	75	70	130
1,1'-Biphenyl	1	37.5694	0	50	75	60	130
1,2,4,5-Tetrachlorobenzene	1	42.0106	0	50	84	70	130
Hexachlorocyclopentadiene	1	16.5099	0	50	33	20	160
2-Chloronaphthalene	1	36.4932	0	50	73	70	130
1,4-Dimethylnaphthalene	1	37.1272	0	50	74	70	130
Diphenyl Ether	1	41.2113	0	50	82	70	130
2-Nitroaniline	1	34.8274	0	50	70	50	130
Coumarin	1	31.8808	0	50	64*	70	130
Acenaphthylene	1	37.2159	0	50	74	70	130
Dimethylphthalate	1	37.6132	0	50	75	70	130
2,6-Dinitrotoluene	1	37.9244	0	50	76	70	130
Acenaphthene	1	37.4454	0	50	75	50	130
3-Nitroaniline	1	30.3225	0	50	61	10	130
Dibenzofuran	1	36.5945	0	50	73	70	130
2,4-Dinitrotoluene	1	33.4857	0	50	67	40	130
Fluorene	1	37.9753	0	50	76	50	130
4-Chlorophenyl-phenylether	1	37.1242	0	50	74	70	130
Diethylphthalate	1	38.2806	0	50	77	70	130
4-Nitroaniline	1	35.4246	0	50	71	50	130
Atrazine	1	44.2909	0	50	89	50	130
n-Nitrosodiphenylamine	1	32.1195	0	50	64	50	130
1,2-Diphenylhydrazine	1	30.1736	0	50	60*	70	130
4-Bromophenyl-phenylether	1	39.2504	0	50	79	70	130
Hexachlorobenzene	1	38.6312	0	50	77	70	130
N-Octadecane	1	30.3791	0	50	61*	70	130
Phenanthrene	1	37.6256	0	50	75	70	130
Anthracene	1	36.0289	0	50	72	70	130
Carbazole	1	39.0508	0	50	78	70	130
Di-n-butylphthalate	1	37.4471	0	50	75	70	130
Fluoranthene	1	38.095	0	50	76	70	130
Pyrene	1	39.6907	0	50	79	50	130
Benzidine	1	2.9538	0	50	5.9	1	130
Butylbenzylphthalate	1	35.5771	0	50	71	50	130
3,3'-Dichlorobenzidine	1	25.5188	0	50	51	10	130
Benzo[a]anthracene	1	38.8809	0	50	78	70	130

* - Indicates outside of limits # - Indicates outside of standard limits but within method exceedance limits

Form3
Recovery Data Laboratory Limits
QC Batch: SMB60308

Chrysene	1	40.4693	0	50	81	60	130
bis(2-Ethylhexyl)phthalate	1	37.2861	0	50	75	70	130
Di-n-octylphthalate	1	37.2621	0	50	75	70	130
Benzo[b]fluoranthene	1	39.9937	0	50	80	70	130
Benzo[k]fluoranthene	1	37.8829	0	50	76	70	130
Benzo[a]pyrene	1	37.0132	0	50	74	70	130
Indeno[1,2,3-cd]pyrene	1	40.535	0	50	81	70	130
Dibenzo[a,h]anthracene	1	38.8672	0	50	78	60	130
Benzo[g,h,i]perylene	1	38.4423	0	50	77	70	130

* - Indicates outside of limits # - Indicates outside of standard limits but within method exceedance limits

Form3
Recovery Data Laboratory Limits
QC Batch: SMB60308

	Data File	Sample ID:	Analysis Date
Spike or Dup:	10M63791.D	SMB60308(MS)	6/29/2017 1:46:00 PM
Non Spike(If applicable):			
Inst Blank(If applicable):			

Method: 8270D Matrix: Soil QC Type: MBS

Analyte:	Col	Spike Conc	Sample Conc	Expected Conc	Recovery	Lower Limit	Upper Limit
Pyridine	1	18.0112	0	50	36	1	150
N-Nitrosodimethylamine	1	27.0404	0	50	54	50	130
Benzaldehyde	1	60.6234	0	50	121	20	150
Aniline	1	21.9853	0	50	44	20	150
Pentachloroethane	1	28.9187	0	50	58	50	130
bis(2-Chloroethyl)ether	1	26.5449	0	50	53	50	130
Phenol	1	63.9218	0	100	64	20	150
2-Chlorophenol	1	73.0259	0	100	73	50	130
N-Decane	1	21.4581	0	50	43	20	130
1,3-Dichlorobenzene	1	34.0396	0	50	68	60	130
1,4-Dichlorobenzene	1	31.0571	0	50	62	60	130
1,2-Dichlorobenzene	1	31.5007	0	50	63	50	130
Benzyl alcohol	1	30.4865	0	50	61	20	130
bis(2-chloroisopropyl)ether	1	25.9684	0	50	52	40	130
2-Methylphenol	1	61.459	0	100	61	50	130
Acetophenone	1	35.3265	0	50	71	50	130
Hexachloroethane	1	29.7537	0	50	60	50	130
N-Nitroso-di-n-propylamine	1	24.2303	0	50	48	40	130
3&4-Methylphenol	1	65.5348	0	100	66*	70	130
Nitrobenzene	1	30.1717	0	50	60*	70	130
Isophorone	1	30.177	0	50	60	60	130
2-Nitrophenol	1	69.4323	0	100	69*	70	130
2,4-Dimethylphenol	1	61.8445	0	100	62	50	130
Benzoic Acid	1	26.3954	0	100	26	20	130
bis(2-Chloroethoxy)methane	1	31.7643	0	50	64	60	130
2,4-Dichlorophenol	1	73.9317	0	100	74	70	130
1,2,4-Trichlorobenzene	1	34.339	0	50	69	50	130
Naphthalene	1	31.914	0	50	64	50	130
4-Chloroaniline	1	23.2141	0	50	46	10	150
Hexachlorobutadiene	1	36.0759	0	50	72	60	130
Caprolactam	1	33.4078	0	50	67	50	130
4-Chloro-3-methylphenol	1	69.4709	0	100	69	50	130
2-Methylnaphthalene	1	35.4872	0	50	71	70	130
1-Methylnaphthalene	1	37.2962	0	50	75	70	130
1,1'-Biphenyl	1	37.5694	0	50	75	60	130
1,2,4,5-Tetrachlorobenzene	1	42.0106	0	50	84	70	130
Hexachlorocyclopentadiene	1	16.5099	0	50	33	20	160
2,4,6-Trichlorophenol	1	76.8761	0	100	77	70	130
2,4,5-Trichlorophenol	1	79.8431	0	100	80	70	130
2-Chloronaphthalene	1	36.4932	0	50	73	70	130
1,4-Dimethylnaphthalene	1	37.1272	0	50	74	70	130
Diphenyl Ether	1	41.2113	0	50	82	70	130
2-Nitroaniline	1	34.8274	0	50	70	50	130
Coumarin	1	31.8808	0	50	64*	70	130
Acenaphthylene	1	37.2159	0	50	74	70	130
Dimethylphthalate	1	37.6132	0	50	75	70	130
2,6-Dinitrotoluene	1	37.9244	0	50	76	70	130
Acenaphthene	1	37.4454	0	50	75	50	130
3-Nitroaniline	1	30.3225	0	50	61	10	130
2,4-Dinitrophenol	1	23.4203	0	100	23	20	150
Dibenzofuran	1	36.5945	0	50	73	70	130
2,4-Dinitrotoluene	1	33.4857	0	50	67	40	130
4-Nitrophenol	1	52.2373	0	100	52	20	150
2,3,4,6-Tetrachlorophenol	1	65.2393	0	100	65*	70	130
Fluorene	1	37.9753	0	50	76	50	130
4-Chlorophenyl-phenylether	1	37.1242	0	50	74	70	130
Diethylphthalate	1	38.2806	0	50	77	70	130
4-Nitroaniline	1	35.4246	0	50	71	50	130
Atrazine	1	44.2909	0	50	89	50	130
4,6-Dinitro-2-methylphenol	1	42.3119	0	100	42*	70	130
n-Nitrosodiphenylamine	1	32.1195	0	50	64	50	130

* - Indicates outside of limits # - Indicates outside of standard limits but within method exceedance limits

Form3
Recovery Data Laboratory Limits
QC Batch: SMB60308

1,2-Diphenylhydrazine	1	30.1736	0	50	60*	70	130
4-Bromophenyl-phenylether	1	39.2504	0	50	79	70	130
Hexachlorobenzene	1	38.6312	0	50	77	70	130
N-Octadecane	1	30.3791	0	50	61*	70	130
Pentachlorophenol	1	40.6979	0	100	41	40	130
Phenanthrene	1	37.6256	0	50	75	70	130
Anthracene	1	36.0289	0	50	72	70	130
Carbazole	1	39.0508	0	50	78	70	130
Di-n-butylphthalate	1	37.4471	0	50	75	70	130
Fluoranthene	1	38.095	0	50	76	70	130
Pyrene	1	39.6907	0	50	79	50	130
Benzidine	1	2.9538	0	50	5.9	1	130
Butylbenzylphthalate	1	35.5771	0	50	71	50	130
3,3'-Dichlorobenzidine	1	25.5188	0	50	51	10	130
Benzo[a]anthracene	1	38.8809	0	50	78	70	130
Chrysene	1	40.4693	0	50	81	60	130
bis(2-Ethylhexyl)phthalate	1	37.2861	0	50	75	70	130
Di-n-octylphthalate	1	37.2621	0	50	75	70	130
Benzo[b]fluoranthene	1	39.9937	0	50	80	70	130
Benzo[k]fluoranthene	1	37.8829	0	50	76	70	130
Benzo[a]pyrene	1	37.0132	0	50	74	70	130
Indeno[1,2,3-cd]pyrene	1	40.535	0	50	81	70	130
Dibenzo[a,h]anthracene	1	38.8672	0	50	78	60	130
Benzo[g,h,i]perylene	1	38.4423	0	50	77	70	130

* - Indicates outside of limits # - Indicates outside of standard limits but within method exceedance limits

Form3
Recovery Data Laboratory Limits
QC Batch: SMB60320

Data File	Sample ID:	Analysis Date
Spike or Dup: 5M100434.D	SMB60320(MS)	6/30/2017 12:47:00 PM
Non Spike(If applicable):		
Inst Blank(If applicable):		

Method: 8270D Matrix: Soil QC Type: MBS

Analyte:	Col	Spike Conc	Sample Conc	Expected Conc	Recovery	Lower Limit	Upper Limit
Pyridine	1	21.0071	0	50	42	1	150
N-Nitrosodimethylamine	1	32.3506	0	50	65	50	130
Benzaldehyde	1	57.8976	0	50	116	20	150
Aniline	1	34.6895	0	50	69	20	150
Pentachloroethane	1	26.3727	0	50	53	50	130
bis(2-Chloroethyl)ether	1	28.9867	0	50	58	50	130
Phenol	1	69.9898	0	100	70	20	150
2-Chlorophenol	1	70.2595	0	100	70	50	130
N-Decane	1	20.2008	0	50	40	20	130
1,3-Dichlorobenzene	1	31.7635	0	50	64	60	130
1,4-Dichlorobenzene	1	31.7606	0	50	64	60	130
1,2-Dichlorobenzene	1	32.6498	0	50	65	50	130
Benzyl alcohol	1	39.1081	0	50	78	20	130
bis(2-chloroisopropyl)ether	1	30.5381	0	50	61	40	130
2-Methylphenol	1	68.361	0	100	68	50	130
Acetophenone	1	37.2764	0	50	75	50	130
Hexachloroethane	1	31.9518	0	50	64	50	130
N-Nitroso-di-n-propylamine	1	32.6525	0	50	65	40	130
3&4-Methylphenol	1	73.2287	0	100	73	70	130
Nitrobenzene	1	34.9748	0	50	70	70	130
Isophorone	1	34.3252	0	50	69	60	130
2-Nitrophenol	1	70.7524	0	100	71	70	130
2,4-Dimethylphenol	1	70.8349	0	100	71	50	130
Benzoic Acid	1	54.4962	0	100	54	20	130
bis(2-Chloroethoxy)methane	1	34.4937	0	50	69	60	130
2,4-Dichlorophenol	1	74.2226	0	100	74	70	130
1,2,4-Trichlorobenzene	1	34.3384	0	50	69	50	130
Naphthalene	1	33.4323	0	50	67	50	130
4-Chloroaniline	1	35.1418	0	50	70	10	150
Hexachlorobutadiene	1	34.3804	0	50	69	60	130
Caprolactam	1	35.3696	0	50	71	50	130
4-Chloro-3-methylphenol	1	79.0733	0	100	79	50	130
2-Methylnaphthalene	1	35.3053	0	50	71	70	130
1-Methylnaphthalene	1	36.2565	0	50	73	70	130
1,1'-Biphenyl	1	34.9363	0	50	70	60	130
1,2,4,5-Tetrachlorobenzene	1	37.3975	0	50	75	70	130
Hexachlorocyclopentadiene	1	25.0315	0	50	50	20	160
2,4,6-Trichlorophenol	1	74.3401	0	100	74	70	130
2,4,5-Trichlorophenol	1	79.112	0	100	79	70	130
2-Chloronaphthalene	1	35.3454	0	50	71	70	130
1,4-Dimethylnaphthalene	1	33.2877	0	50	67*	70	130
Diphenyl Ether	1	38.0849	0	50	76	70	130
2-Nitroaniline	1	42.2841	0	50	85	50	130
Coumarin	1	31.2464	0	50	62*	70	130
Acenaphthylene	1	35.5778	0	50	71	70	130
Dimethylphthalate	1	37.3006	0	50	75	70	130
2,6-Dinitrotoluene	1	37.8131	0	50	76	70	130
Acenaphthene	1	36.8755	0	50	74	50	130
3-Nitroaniline	1	35.6225	0	50	71	10	130
2,4-Dinitrophenol	1	61.533	0	100	62	20	150
Dibenzofuran	1	35.9377	0	50	72	70	130
2,4-Dinitrotoluene	1	37.817	0	50	76	40	130
4-Nitrophenol	1	69.7714	0	100	70	20	150
2,3,4,6-Tetrachlorophenol	1	67.0005	0	100	67*	70	130
Fluorene	1	35.8035	0	50	72	50	130
4-Chlorophenyl-phenylether	1	35.5787	0	50	71	70	130
Diethylphthalate	1	38.5735	0	50	77	70	130
4-Nitroaniline	1	35.2272	0	50	70	50	130
Atrazine	1	44.5394	0	50	89	50	130
4,6-Dinitro-2-methylphenol	1	77.5064	0	100	78	70	130
n-Nitrosodiphenylamine	1	33.1818	0	50	66	50	130

* - Indicates outside of limits # - Indicates outside of standard limits but within method exceedance limits

Form3
Recovery Data Laboratory Limits
QC Batch: SMB60320

1,2-Diphenylhydrazine	1	38.0217	0	50	76	70	130
4-Bromophenyl-phenylether	1	39.3453	0	50	79	70	130
Hexachlorobenzene	1	39.0372	0	50	78	70	130
N-Octadecane	1	33.2292	0	50	66*	70	130
Pentachlorophenol	1	70.6284	0	100	71	40	130
Phenanthrene	1	37.7961	0	50	76	70	130
Anthracene	1	35.7125	0	50	71	70	130
Carbazole	1	40.0459	0	50	80	70	130
Di-n-butylphthalate	1	39.2067	0	50	78	70	130
Fluoranthene	1	37.7847	0	50	76	70	130
Pyrene	1	38.1589	0	50	76	50	130
Benzidine	1	0	0	50	0*	1	130
Butylbenzylphthalate	1	39.1945	0	50	78	50	130
3,3'-Dichlorobenzidine	1	35.0923	0	50	70	10	130
Benzo[a]anthracene	1	38.0296	0	50	76	70	130
Chrysene	1	40.6157	0	50	81	60	130
bis(2-Ethylhexyl)phthalate	1	41.5116	0	50	83	70	130
Di-n-octylphthalate	1	41.0123	0	50	82	70	130
Benzo[b]fluoranthene	1	39.9266	0	50	80	70	130
Benzo[k]fluoranthene	1	41.3969	0	50	83	70	130
Benzo[a]pyrene	1	37.2912	0	50	75	70	130
Indeno[1,2,3-cd]pyrene	1	42.2076	0	50	84	70	130
Dibenzo[a,h]anthracene	1	41.424	0	50	83	60	130
Benzo[g,h,i]perylene	1	39.344	0	50	79	70	130

* - Indicates outside of limits # - Indicates outside of standard limits but within method exceedance limits

Form3
Recovery Data Laboratory Limits
QC Batch: SMB60320

	Data File	Sample ID:	Analysis Date
Spike or Dup:	5M100434.D	SMB60320(MS)	6/30/2017 12:47:00 PM
Non Spike(If applicable):			
Inst Blank(If applicable):			

Method: 8270D Matrix: Soil QC Type: MBS

Analyte:	Col	Spike Conc	Sample Conc	Expected Conc	Recovery	Lower Limit	Upper Limit
Pyridine	1	21.0071	0	50	42	1	150
N-Nitrosodimethylamine	1	32.3506	0	50	65	50	130
Benzaldehyde	1	57.8976	0	50	116	20	150
Aniline	1	34.6895	0	50	69	20	150
Pentachloroethane	1	26.3727	0	50	53	50	130
bis(2-Chloroethyl)ether	1	28.9867	0	50	58	50	130
N-Decane	1	20.2008	0	50	40	20	130
1,3-Dichlorobenzene	1	31.7635	0	50	64	60	130
1,4-Dichlorobenzene	1	31.7606	0	50	64	60	130
1,2-Dichlorobenzene	1	32.6498	0	50	65	50	130
Benzyl alcohol	1	39.1081	0	50	78	20	130
bis(2-chloroisopropyl)ether	1	30.5381	0	50	61	40	130
Acetophenone	1	37.2764	0	50	75	50	130
Hexachloroethane	1	31.9518	0	50	64	50	130
N-Nitroso-di-n-propylamine	1	32.6525	0	50	65	40	130
Nitrobenzene	1	34.9748	0	50	70	70	130
Isophorone	1	34.3252	0	50	69	60	130
Benzoic Acid	1	54.4962	0	100	54	20	130
bis(2-Chloroethoxy)methane	1	34.4937	0	50	69	60	130
1,2,4-Trichlorobenzene	1	34.3384	0	50	69	50	130
Naphthalene	1	33.4323	0	50	67	50	130
4-Chloroaniline	1	35.1418	0	50	70	10	150
Hexachlorobutadiene	1	34.3804	0	50	69	60	130
Caprolactam	1	35.3696	0	50	71	50	130
2-Methylnaphthalene	1	35.3053	0	50	71	70	130
1-Methylnaphthalene	1	36.2565	0	50	73	70	130
1,1'-Biphenyl	1	34.9363	0	50	70	60	130
1,2,4,5-Tetrachlorobenzene	1	37.3975	0	50	75	70	130
Hexachlorocyclopentadiene	1	25.0315	0	50	50	20	160
2-Chloronaphthalene	1	35.3454	0	50	71	70	130
1,4-Dimethylnaphthalene	1	33.2877	0	50	67*	70	130
Diphenyl Ether	1	38.0849	0	50	76	70	130
2-Nitroaniline	1	42.2841	0	50	85	50	130
Coumarin	1	31.2464	0	50	62*	70	130
Acenaphthylene	1	35.5778	0	50	71	70	130
Dimethylphthalate	1	37.3006	0	50	75	70	130
2,6-Dinitrotoluene	1	37.8131	0	50	76	70	130
Acenaphthene	1	36.8755	0	50	74	50	130
3-Nitroaniline	1	35.6225	0	50	71	10	130
Dibenzofuran	1	35.9377	0	50	72	70	130
2,4-Dinitrotoluene	1	37.817	0	50	76	40	130
Fluorene	1	35.8035	0	50	72	50	130
4-Chlorophenyl-phenylether	1	35.5787	0	50	71	70	130
Diethylphthalate	1	38.5735	0	50	77	70	130
4-Nitroaniline	1	35.2272	0	50	70	50	130
Atrazine	1	44.5394	0	50	89	50	130
n-Nitrosodiphenylamine	1	33.1818	0	50	66	50	130
1,2-Diphenylhydrazine	1	38.0217	0	50	76	70	130
4-Bromophenyl-phenylether	1	39.3453	0	50	79	70	130
Hexachlorobenzene	1	39.0372	0	50	78	70	130
N-Octadecane	1	33.2292	0	50	66*	70	130
Phenanthrene	1	37.7961	0	50	76	70	130
Anthracene	1	35.7125	0	50	71	70	130
Carbazole	1	40.0459	0	50	80	70	130
Di-n-butylphthalate	1	39.2067	0	50	78	70	130
Fluoranthene	1	37.7847	0	50	76	70	130
Pyrene	1	38.1589	0	50	76	50	130
Benzidine	1	0	0	50	0*	1	130
Butylbenzylphthalate	1	39.1945	0	50	78	50	130
3,3'-Dichlorobenzidine	1	35.0923	0	50	70	10	130
Benzo[a]anthracene	1	38.0296	0	50	76	70	130

* - Indicates outside of limits # - Indicates outside of standard limits but within method exceedance limits

Form3
Recovery Data Laboratory Limits
QC Batch: SMB60320

Chrysene	1	40.6157	0	50	81	60	130
bis(2-Ethylhexyl)phthalate	1	41.5116	0	50	83	70	130
Di-n-octylphthalate	1	41.0123	0	50	82	70	130
Benzo[b]fluoranthene	1	39.9266	0	50	80	70	130
Benzo[k]fluoranthene	1	41.3969	0	50	83	70	130
Benzo[a]pyrene	1	37.2912	0	50	75	70	130
Indeno[1,2,3-cd]pyrene	1	42.2076	0	50	84	70	130
Dibenzo[a,h]anthracene	1	41.424	0	50	83	60	130
Benzo[g,h,i]perylene	1	39.344	0	50	79	70	130

* - Indicates outside of limits # - Indicates outside of standard limits but within method exceedance limits

Form3
Recovery Data Laboratory Limits
QC Batch: SMB60308

	Data File	Sample ID:	Analysis Date
Spike or Dup:	10M63796.D	AC98703-001(MS)	6/29/2017 3:39:00 PM
Non Spike(If applicable):	10M63795.D	AC98703-001	6/29/2017 3:17:00 PM
Inst Blank(If applicable):			

Method: 8270D Matrix: Soil QC Type: MS

Analyte:	Col	Spike Conc	Sample Conc	Expected Conc	Recovery	Lower Limit	Upper Limit
Pyridine	1	20.1444	0	50	40	1	150
N-Nitrosodimethylamine	1	29.5929	0	50	59	50	130
Benzaldehyde	1	65.0192	0	50	130	20	150
Aniline	1	34.9654	0	50	70	20	150
Pentachloroethane	1	30.7077	0	50	61	50	130
bis(2-Chloroethyl)ether	1	29.3283	0	50	59	50	130
N-Decane	1	22.5992	0	50	45	20	130
1,3-Dichlorobenzene	1	36.4303	0	50	73	60	130
1,4-Dichlorobenzene	1	34.1552	0	50	68	60	130
1,2-Dichlorobenzene	1	34.9024	0	50	70	50	130
Benzyl alcohol	1	34.4188	0	50	69	20	130
bis(2-chloroisopropyl)ether	1	28.9214	0	50	58	40	130
Acetophenone	1	36.9689	0	50	74	50	130
Hexachloroethane	1	33.0486	0	50	66	50	130
N-Nitroso-di-n-propylamine	1	26.1997	0	50	52	40	130
Nitrobenzene	1	33.6197	0	50	67*	70	130
Isophorone	1	32.6392	0	50	65	60	130
Benzoic Acid	1	16.0269	0	100	16*	20	130
bis(2-Chloroethoxy)methane	1	34.8757	0	50	70	60	130
1,2,4-Trichlorobenzene	1	37.5658	0	50	75	50	130
Naphthalene	1	34.2433	0	50	68	50	130
4-Chloroaniline	1	35.8845	0	50	72	10	150
Hexachlorobutadiene	1	40.652	0	50	81	60	130
Caprolactam	1	31.911	0	50	64	50	130
2-Methylnaphthalene	1	38.5586	0	50	77	70	130
1-Methylnaphthalene	1	38.3217	0	50	77	70	130
1,1'-Biphenyl	1	38.2228	0	50	76	60	130
1,2,4,5-Tetrachlorobenzene	1	43.8024	0	50	88	70	130
Hexachlorocyclopentadiene	1	16.4263	0	50	33	20	160
2-Chloronaphthalene	1	40.0678	0	50	80	70	130
1,4-Dimethylnaphthalene	1	37.9645	0	50	76	70	130
Diphenyl Ether	1	42.295	0	50	85	70	130
2-Nitroaniline	1	36.6955	0	50	73	50	130
Coumarin	1	32.8452	0	50	66*	70	130
Acenaphthylene	1	40.1058	0	50	80	70	130
Dimethylphthalate	1	39.4188	0	50	79	70	130
2,6-Dinitrotoluene	1	39.7519	0	50	80	70	130
Acenaphthene	1	40.9444	0	50	82	50	130
3-Nitroaniline	1	39.4994	0	50	79	10	130
Dibenzofuran	1	38.8923	0	50	78	70	130
2,4-Dinitrotoluene	1	35.3741	0	50	71	40	130
Fluorene	1	40.0401	0	50	80	50	130
4-Chlorophenyl-phenylether	1	38.6679	0	50	77	70	130
Diethylphthalate	1	39.5206	0	50	79	70	130
4-Nitroaniline	1	37.664	0	50	75	50	130
Atrazine	1	44.0451	0	50	88	50	130
n-Nitrosodiphenylamine	1	35.4791	0	50	71	50	130
1,2-Diphenylhydrazine	1	37.2163	0	50	74	70	130
4-Bromophenyl-phenylether	1	42.0497	0	50	84	70	130
Hexachlorobenzene	1	41.9686	0	50	84	70	130
N-Octadecane	1	32.7245	0	50	65*	70	130
Phenanthrene	1	40.5011	0	50	81	70	130
Anthracene	1	39.5282	0	50	79	70	130
Carbazole	1	40.2575	0	50	81	70	130
Di-n-butylphthalate	1	41.044	0	50	82	70	130
Fluoranthene	1	39.1206	0	50	78	70	130
Pyrene	1	43.049	0	50	86	50	130
Benzidine	1	11.1245	0	50	22	1	130
Butylbenzylphthalate	1	37.5283	0	50	75	50	130
3,3'-Dichlorobenzidine	1	36.3473	0	50	73	10	130
Benzo[a]anthracene	1	40.1141	0	50	80	70	130

* - Indicates outside of limits # - Indicates outside of standard limits but within method exceedance limits

Form3
Recovery Data Laboratory Limits
QC Batch: SMB60308

Chrysene	1	41.6606	0	50	83	60	130
bis(2-Ethylhexyl)phthalate	1	39.2899	0	50	79	70	130
Di-n-octylphthalate	1	37.5489	0	50	75	70	130
Benzo[b]fluoranthene	1	38.7738	0	50	78	70	130
Benzo[k]fluoranthene	1	40.8694	0	50	82	70	130
Benzo[a]pyrene	1	38.1904	0	50	76	70	130
Indeno[1,2,3-cd]pyrene	1	41.7871	0	50	84	70	130
Dibenzo[a,h]anthracene	1	40.7661	0	50	82	60	130
Benzo[g,h,i]perylene	1	39.2351	0	50	78	70	130

* - Indicates outside of limits # - Indicates outside of standard limits but within method exceedance limits

Form3
Recovery Data Laboratory Limits
QC Batch: SMB60308

	Data File	Sample ID:	Analysis Date
Spike or Dup:	10M63797.D	AC98703-001(MSD)	6/29/2017 4:02:00 PM
Non Spike(If applicable):	10M63795.D	AC98703-001	6/29/2017 3:17:00 PM
Inst Blank(If applicable):			

Method: 8270D Matrix: Soil QC Type: MSD

Analyte:	Col	Spike Conc	Sample Conc	Expected Conc	Recovery	Lower Limit	Upper Limit
Pyridine	1	18.4107	0	50	37	1	150
N-Nitrosodimethylamine	1	29.3156	0	50	59	50	130
Benzaldehyde	1	62.7621	0	50	126	20	150
Aniline	1	27.6549	0	50	55	20	150
Pentachloroethane	1	30.1866	0	50	60	50	130
bis(2-Chloroethyl)ether	1	28.4929	0	50	57	50	130
N-Decane	1	22.0553	0	50	44	20	130
1,3-Dichlorobenzene	1	35.705	0	50	71	60	130
1,4-Dichlorobenzene	1	33.5856	0	50	67	60	130
1,2-Dichlorobenzene	1	34.4862	0	50	69	50	130
Benzyl alcohol	1	33.4781	0	50	67	20	130
bis(2-chloroisopropyl)ether	1	27.6496	0	50	55	40	130
Acetophenone	1	36.6273	0	50	73	50	130
Hexachloroethane	1	32.9929	0	50	66	50	130
N-Nitroso-di-n-propylamine	1	25.3811	0	50	51	40	130
Nitrobenzene	1	32.8703	0	50	66*	70	130
Isophorone	1	32.1441	0	50	64	60	130
Benzoic Acid	1	19.7283	0	100	20	20	130
bis(2-Chloroethoxy)methane	1	33.8733	0	50	68	60	130
1,2,4-Trichlorobenzene	1	36.8135	0	50	74	50	130
Naphthalene	1	33.9261	0	50	68	50	130
4-Chloroaniline	1	29.4378	0	50	59	10	150
Hexachlorobutadiene	1	39.2531	0	50	79	60	130
Caprolactam	1	31.9221	0	50	64	50	130
2-Methylnaphthalene	1	37.4203	0	50	75	70	130
1-Methylnaphthalene	1	36.9909	0	50	74	70	130
1,1'-Biphenyl	1	37.4571	0	50	75	60	130
1,2,4,5-Tetrachlorobenzene	1	42.4158	0	50	85	70	130
Hexachlorocyclopentadiene	1	16.6021	0	50	33	20	160
2-Chloronaphthalene	1	39.1233	0	50	78	70	130
1,4-Dimethylnaphthalene	1	38.5492	0	50	77	70	130
Diphenyl Ether	1	42.5873	0	50	85	70	130
2-Nitroaniline	1	37.455	0	50	75	50	130
Coumarin	1	33.0002	0	50	66*	70	130
Acenaphthylene	1	39.7453	0	50	79	70	130
Dimethylphthalate	1	38.994	0	50	78	70	130
2,6-Dinitrotoluene	1	40.4358	0	50	81	70	130
Acenaphthene	1	40.3379	0	50	81	50	130
3-Nitroaniline	1	35.9633	0	50	72	70	130
Dibenzofuran	1	39.4827	0	50	79	70	130
2,4-Dinitrotoluene	1	36.2953	0	50	73	40	130
Fluorene	1	39.8159	0	50	80	50	130
4-Chlorophenyl-phenylether	1	39.0227	0	50	78	70	130
Diethylphthalate	1	40.4114	0	50	81	70	130
4-Nitroaniline	1	37.4389	0	50	75	50	130
Atrazine	1	45.5136	0	50	91	50	130
n-Nitrosodiphenylamine	1	33.5976	0	50	67	50	130
1,2-Diphenylhydrazine	1	35.6251	0	50	71	70	130
4-Bromophenyl-phenylether	1	42.1244	0	50	84	70	130
Hexachlorobenzene	1	40.2407	0	50	80	70	130
N-Octadecane	1	32.1208	0	50	64*	70	130
Phenanthrene	1	39.3217	0	50	79	70	130
Anthracene	1	39.2738	0	50	79	70	130
Carbazole	1	39.5585	0	50	79	70	130
Di-n-butylphthalate	1	40.6361	0	50	81	70	130
Fluoranthene	1	38.8221	0	50	78	70	130
Pyrene	1	41.5277	0	50	83	50	130
Benzidine	1	8.4512	0	50	17	1	130
Butylbenzylphthalate	1	37.5334	0	50	75	50	130
3,3'-Dichlorobenzidine	1	32.6413	0	50	65	10	130
Benzo[a]anthracene	1	39.7137	0	50	79	70	130

* - Indicates outside of limits # - Indicates outside of standard limits but within method exceedance limits

Form3
Recovery Data Laboratory Limits
QC Batch: SMB60308

Chrysene	1	41.2256	0	50	82	60	130
bis(2-Ethylhexyl)phthalate	1	39.1485	0	50	78	70	130
Di-n-octylphthalate	1	38.7132	0	50	77	70	130
Benzo[b]fluoranthene	1	39.0711	0	50	78	70	130
Benzo[k]fluoranthene	1	39.9072	0	50	80	70	130
Benzo[a]pyrene	1	37.7097	0	50	75	70	130
Indeno[1,2,3-cd]pyrene	1	41.538	0	50	83	70	130
Dibenzo[a,h]anthracene	1	40.0997	0	50	80	60	130
Benzo[g,h,i]perylene	1	38.2767	0	50	77	70	130

* - Indicates outside of limits # - Indicates outside of standard limits but within method exceedance limits

Form3
RPD Data Laboratory Limits
QC Batch: SMB60308

	Data File	Sample ID:	Analysis Date
Spike or Dup:	10M63797.D	AC98703-001(MSD)	6/29/2017 4:02:00 PM
Duplicate(If applicable):	10M63796.D	AC98703-001(MS)	6/29/2017 3:39:00 PM
Inst Blank(If applicable):			

Method: 8270D Matrix: Soil QC Type: MSD

Analyte:	Column	Dup/MSD/MBSD Conc	Sample/MS/MBS Conc	RPD	Limit
Pyridine	1	18.4107	20.1444	9	30
N-Nitrosodimethylamine	1	29.3156	29.5929	0.94	30
Benzaldehyde	1	62.7621	65.0192	3.5	30
Aniline	1	27.6549	34.9654	23	30
Pentachloroethane	1	30.1866	30.7077	1.7	30
bis(2-Chloroethyl)ether	1	28.4929	29.3283	2.9	30
N-Decane	1	22.0553	22.5992	2.4	30
1,3-Dichlorobenzene	1	35.705	36.4303	2	30
1,4-Dichlorobenzene	1	33.5856	34.1552	1.7	40
1,2-Dichlorobenzene	1	34.4862	34.9024	1.2	30
Benzyl alcohol	1	33.4781	34.4188	2.8	30
bis(2-chloroisopropyl)ether	1	27.6496	28.9214	4.5	30
Acetophenone	1	36.6273	36.9689	0.93	30
Hexachloroethane	1	32.9929	33.0486	0.17	30
N-Nitroso-di-n-propylamine	1	25.3811	26.1997	3.2	40
Nitrobenzene	1	32.8703	33.6197	2.3	30
Isophorone	1	32.1441	32.6392	1.5	30
Benzoic Acid	1	19.7283	16.0269	21	30
bis(2-Chloroethoxy)methane	1	33.8733	34.8757	2.9	30
1,2,4-Trichlorobenzene	1	36.8135	37.5658	2	40
Naphthalene	1	33.9261	34.2433	0.93	40
4-Chloroaniline	1	29.4378	35.8845	20	30
Hexachlorobutadiene	1	39.2531	40.652	3.5	30
Caprolactam	1	31.9221	31.911	0.03	30
2-Methylnaphthalene	1	37.4203	38.5586	3	30
1-Methylnaphthalene	1	36.9909	38.3217	3.5	30
1,1'-Biphenyl	1	37.4571	38.2228	2	30
1,2,4,5-Tetrachlorobenzene	1	42.4158	43.8024	3.2	30
Hexachlorocyclopentadiene	1	16.6021	16.4263	1.1	30
2-Chloronaphthalene	1	39.1233	40.0678	2.4	30
1,4-Dimethylnaphthalene	1	38.5492	37.9645	1.5	30
Diphenyl Ether	1	42.5873	42.295	0.69	30
2-Nitroaniline	1	37.455	36.6955	2	30
Coumarin	1	33.0002	32.8452	0.47	30
Acenaphthylene	1	39.7453	40.1058	0.9	30
Dimethylphthalate	1	38.994	39.4188	1.1	30
2,6-Dinitrotoluene	1	40.4358	39.7519	1.7	30
Acenaphthene	1	40.3379	40.9444	1.5	40
3-Nitroaniline	1	35.9633	39.4994	9.4	30
Dibenzofuran	1	39.4827	38.8923	1.5	30
2,4-Dinitrotoluene	1	36.2953	35.3741	2.6	40
Fluorene	1	39.8159	40.0401	0.56	40
4-Chlorophenyl-phenylether	1	39.0227	38.6679	0.91	30
Diethylphthalate	1	40.4114	39.5206	2.2	30
4-Nitroaniline	1	37.4389	37.664	0.6	30
Atrazine	1	45.5136	44.0451	3.3	30
n-Nitrosodiphenylamine	1	33.5976	35.4791	5.4	30
1,2-Diphenylhydrazine	1	35.6251	37.2163	4.4	30
4-Bromophenyl-phenylether	1	42.1244	42.0497	0.18	30
Hexachlorobenzene	1	40.2407	41.9686	4.2	30
N-Octadecane	1	32.1208	32.7245	1.9	30
Phenanthrene	1	39.3217	40.5011	3	30
Anthracene	1	39.2738	39.5282	0.65	30
Carbazole	1	39.5585	40.2575	1.8	30
Di-n-butylphthalate	1	40.6361	41.044	1	30
Fluoranthene	1	38.8221	39.1206	0.77	30
Pyrene	1	41.5277	43.049	3.6	40
Benzidine	1	8.4512	11.1245	27	30
Butylbenzylphthalate	1	37.5334	37.5283	0.01	40
3,3'-Dichlorobenzidine	1	32.6413	36.3473	11	30
Benzo[a]anthracene	1	39.7137	40.1141	1	30
Chrysene	1	41.2256	41.6606	1	30
bis(2-Ethylhexyl)phthalate	1	39.1485	39.2899	0.36	30

Form3
RPD Data Laboratory Limits
QC Batch: SMB60308

Di-n-octylphthalate	1	38.7132	37.5489	3.1	30
Benzo[b]fluoranthene	1	39.0711	38.7738	0.76	30
Benzo[k]fluoranthene	1	39.9072	40.8694	2.4	30
Benzo[a]pyrene	1	37.7097	38.1904	1.3	30
Indeno[1,2,3-cd]pyrene	1	41.538	41.7871	0.6	30
Dibenzo[a,h]anthracene	1	40.0997	40.7661	1.6	30
Benzo[g,h,i]perylene	1	38.2767	39.2351	2.5	30

* - Indicates outside of limits NA - Both concentrations=0... no result can be calculated

Form3
Recovery Data Laboratory Limits
QC Batch: SMB60308

	Data File	Sample ID:	Analysis Date
Spike or Dup:	10M63796.D	AC98703-001(MS)	6/29/2017 3:39:00 PM
Non Spike(If applicable):	10M63795.D	AC98703-001	6/29/2017 3:17:00 PM
Inst Blank(If applicable):			

Method: 8270D Matrix: Soil QC Type: MS

Analyte:	Col	Spike Conc	Sample Conc	Expected Conc	Recovery	Lower Limit	Upper Limit
Pyridine	1	20.1444	0	50	40	1	150
N-Nitrosodimethylamine	1	29.5929	0	50	59	50	130
Benzaldehyde	1	65.0192	0	50	130	20	150
Aniline	1	34.9654	0	50	70	20	150
Pentachloroethane	1	30.7077	0	50	61	50	130
bis(2-Chloroethyl)ether	1	29.3283	0	50	59	50	130
Phenol	1	68.1737	0	100	68	20	150
2-Chlorophenol	1	76.7731	0	100	77	50	130
N-Decane	1	22.5992	0	50	45	20	130
1,3-Dichlorobenzene	1	36.4303	0	50	73	60	130
1,4-Dichlorobenzene	1	34.1552	0	50	68	60	130
1,2-Dichlorobenzene	1	34.9024	0	50	70	50	130
Benzyl alcohol	1	34.4188	0	50	69	20	130
bis(2-chloroisopropyl)ether	1	28.9214	0	50	58	40	130
2-Methylphenol	1	66.1218	0	100	66	50	130
Acetophenone	1	36.9689	0	50	74	50	130
Hexachloroethane	1	33.0486	0	50	66	50	130
N-Nitroso-di-n-propylamine	1	26.1997	0	50	52	40	130
3&4-Methylphenol	1	65.8242	0	100	66*	70	130
Nitrobenzene	1	33.6197	0	50	67*	70	130
Isophorone	1	32.6392	0	50	65	60	130
2-Nitrophenol	1	74.8527	0	100	75	70	130
2,4-Dimethylphenol	1	68.3933	0	100	68	50	130
Benzoic Acid	1	16.0269	0	100	16*	20	130
bis(2-Chloroethoxy)methane	1	34.8757	0	50	70	60	130
2,4-Dichlorophenol	1	75.4164	0	100	75	70	130
1,2,4-Trichlorobenzene	1	37.5658	0	50	75	50	130
Naphthalene	1	34.2433	0	50	68	50	130
4-Chloroaniline	1	35.8845	0	50	72	10	150
Hexachlorobutadiene	1	40.652	0	50	81	60	130
Caprolactam	1	31.911	0	50	64	50	130
4-Chloro-3-methylphenol	1	72.3153	0	100	72	50	130
2-Methylnaphthalene	1	38.5586	0	50	77	70	130
1-Methylnaphthalene	1	38.3217	0	50	77	70	130
1,1'-Biphenyl	1	38.2228	0	50	76	60	130
1,2,4,5-Tetrachlorobenzene	1	43.8024	0	50	88	70	130
Hexachlorocyclopentadiene	1	16.4263	0	50	33	20	160
2,4,6-Trichlorophenol	1	79.4675	0	100	79	70	130
2,4,5-Trichlorophenol	1	83.0677	0	100	83	70	130
2-Chloronaphthalene	1	40.0678	0	50	80	70	130
1,4-Dimethylnaphthalene	1	37.9645	0	50	76	70	130
Diphenyl Ether	1	42.295	0	50	85	70	130
2-Nitroaniline	1	36.6955	0	50	73	50	130
Coumarin	1	32.8452	0	50	66*	70	130
Acenaphthylene	1	40.1058	0	50	80	70	130
Dimethylphthalate	1	39.4188	0	50	79	70	130
2,6-Dinitrotoluene	1	39.7519	0	50	80	70	130
Acenaphthene	1	40.9444	0	50	82	50	130
3-Nitroaniline	1	39.4994	0	50	79	10	130
2,4-Dinitrophenol	1	22.0556	0	100	22	20	150
Dibenzofuran	1	38.8923	0	50	78	70	130
2,4-Dinitrotoluene	1	35.3741	0	50	71	40	130
4-Nitrophenol	1	53.4484	0	100	53	20	150
2,3,4,6-Tetrachlorophenol	1	62.9787	0	100	63*	70	130
Fluorene	1	40.0401	0	50	80	50	130
4-Chlorophenyl-phenylether	1	38.6679	0	50	77	70	130
Diethylphthalate	1	39.5206	0	50	79	70	130
4-Nitroaniline	1	37.664	0	50	75	50	130
Atrazine	1	44.0451	0	50	88	50	130
4,6-Dinitro-2-methylphenol	1	46.8811	0	100	47*	70	130
n-Nitrosodiphenylamine	1	35.4791	0	50	71	50	130

* - Indicates outside of limits # - Indicates outside of standard limits but within method exceedance limits

Form3
Recovery Data Laboratory Limits
QC Batch: SMB60308

1,2-Diphenylhydrazine	1	37.2163	0	50	74	70	130
4-Bromophenyl-phenylether	1	42.0497	0	50	84	70	130
Hexachlorobenzene	1	41.9686	0	50	84	70	130
N-Octadecane	1	32.7245	0	50	65*	70	130
Pentachlorophenol	1	48.0922	0	100	48	40	130
Phenanthrene	1	40.5011	0	50	81	70	130
Anthracene	1	39.5282	0	50	79	70	130
Carbazole	1	40.2575	0	50	81	70	130
Di-n-butylphthalate	1	41.044	0	50	82	70	130
Fluoranthene	1	39.1206	0	50	78	70	130
Pyrene	1	43.049	0	50	86	50	130
Benzidine	1	11.1245	0	50	22	1	130
Butylbenzylphthalate	1	37.5283	0	50	75	50	130
3,3'-Dichlorobenzidine	1	36.3473	0	50	73	10	130
Benzo[a]anthracene	1	40.1141	0	50	80	70	130
Chrysene	1	41.6606	0	50	83	60	130
bis(2-Ethylhexyl)phthalate	1	39.2899	0	50	79	70	130
Di-n-octylphthalate	1	37.5489	0	50	75	70	130
Benzo[b]fluoranthene	1	38.7738	0	50	78	70	130
Benzo[k]fluoranthene	1	40.8694	0	50	82	70	130
Benzo[a]pyrene	1	38.1904	0	50	76	70	130
Indeno[1,2,3-cd]pyrene	1	41.7871	0	50	84	70	130
Dibenzo[a,h]anthracene	1	40.7661	0	50	82	60	130
Benzo[g,h,i]perylene	1	39.2351	0	50	78	70	130

* - Indicates outside of limits # - Indicates outside of standard limits but within method exceedance limits

Form3
Recovery Data Laboratory Limits
QC Batch: SMB60308

	Data File	Sample ID:	Analysis Date
Spike or Dup:	10M63797.D	AC98703-001(MSD)	6/29/2017 4:02:00 PM
Non Spike(If applicable):	10M63795.D	AC98703-001	6/29/2017 3:17:00 PM
Inst Blank(If applicable):			

Method: 8270D Matrix: Soil QC Type: MSD

Analyte:	Col	Spike Conc	Sample Conc	Expected Conc	Recovery	Lower Limit	Upper Limit
Pyridine	1	18.4107	0	50	37	1	150
N-Nitrosodimethylamine	1	29.3156	0	50	59	50	130
Benzaldehyde	1	62.7621	0	50	126	20	150
Aniline	1	27.6549	0	50	55	20	150
Pentachloroethane	1	30.1866	0	50	60	50	130
bis(2-Chloroethyl)ether	1	28.4929	0	50	57	50	130
Phenol	1	64.6166	0	100	65	20	150
2-Chlorophenol	1	73.3282	0	100	73	50	130
N-Decane	1	22.0553	0	50	44	20	130
1,3-Dichlorobenzene	1	35.705	0	50	71	60	130
1,4-Dichlorobenzene	1	33.5856	0	50	67	60	130
1,2-Dichlorobenzene	1	34.4862	0	50	69	50	130
Benzyl alcohol	1	33.4781	0	50	67	20	130
bis(2-chloroisopropyl)ether	1	27.6496	0	50	55	40	130
2-Methylphenol	1	64.0914	0	100	64	50	130
Acetophenone	1	36.6273	0	50	73	50	130
Hexachloroethane	1	32.9929	0	50	66	50	130
N-Nitroso-di-n-propylamine	1	25.3811	0	50	51	40	130
3&4-Methylphenol	1	65.3449	0	100	65*	70	130
Nitrobenzene	1	32.8703	0	50	66*	70	130
Isophorone	1	32.1441	0	50	64	60	130
2-Nitrophenol	1	74.6029	0	100	75	70	130
2,4-Dimethylphenol	1	66.2024	0	100	66	50	130
Benzoic Acid	1	19.7283	0	100	20	20	130
bis(2-Chloroethoxy)methane	1	33.8733	0	50	68	60	130
2,4-Dichlorophenol	1	75.6722	0	100	76	70	130
1,2,4-Trichlorobenzene	1	36.8135	0	50	74	50	130
Naphthalene	1	33.9261	0	50	68	50	130
4-Chloroaniline	1	29.4378	0	50	59	10	150
Hexachlorobutadiene	1	39.2531	0	50	79	60	130
Caprolactam	1	31.9221	0	50	64	50	130
4-Chloro-3-methylphenol	1	71.1696	0	100	71	50	130
2-Methylnaphthalene	1	37.4203	0	50	75	70	130
1-Methylnaphthalene	1	36.9909	0	50	74	70	130
1,1'-Biphenyl	1	37.4571	0	50	75	60	130
1,2,4,5-Tetrachlorobenzene	1	42.4158	0	50	85	70	130
Hexachlorocyclopentadiene	1	16.6021	0	50	33	20	160
2,4,6-Trichlorophenol	1	81.0284	0	100	81	70	130
2,4,5-Trichlorophenol	1	82.4465	0	100	82	70	130
2-Chloronaphthalene	1	39.1233	0	50	78	70	130
1,4-Dimethylnaphthalene	1	38.5492	0	50	77	70	130
Diphenyl Ether	1	42.5873	0	50	85	70	130
2-Nitroaniline	1	37.455	0	50	75	50	130
Coumarin	1	33.0002	0	50	66*	70	130
Acenaphthylene	1	39.7453	0	50	79	70	130
Dimethylphthalate	1	38.994	0	50	78	70	130
2,6-Dinitrotoluene	1	40.4358	0	50	81	70	130
Acenaphthene	1	40.3379	0	50	81	50	130
3-Nitroaniline	1	35.9633	0	50	72	70	130
2,4-Dinitrophenol	1	27.1779	0	100	27	20	150
Dibenzofuran	1	39.4827	0	50	79	70	130
2,4-Dinitrotoluene	1	36.2953	0	50	73	40	130
4-Nitrophenol	1	55.8413	0	100	56	20	150
2,3,4,6-Tetrachlorophenol	1	64.5726	0	100	65*	70	130
Fluorene	1	39.8159	0	50	80	50	130
4-Chlorophenyl-phenylether	1	39.0227	0	50	78	70	130
Diethylphthalate	1	40.4114	0	50	81	70	130
4-Nitroaniline	1	37.4389	0	50	75	50	130
Atrazine	1	45.5136	0	50	91	50	130
4,6-Dinitro-2-methylphenol	1	51.5879	0	100	52*	70	130
n-Nitrosodiphenylamine	1	33.5976	0	50	67	50	130

* - Indicates outside of limits # - Indicates outside of standard limits but within method exceedance limits

Form3
Recovery Data Laboratory Limits
QC Batch: SMB60308

1,2-Diphenylhydrazine	1	35.6251	0	50	71	70	130
4-Bromophenyl-phenylether	1	42.1244	0	50	84	70	130
Hexachlorobenzene	1	40.2407	0	50	80	70	130
N-Octadecane	1	32.1208	0	50	64*	70	130
Pentachlorophenol	1	55.7836	0	100	56	40	130
Phenanthrene	1	39.3217	0	50	79	70	130
Anthracene	1	39.2738	0	50	79	70	130
Carbazole	1	39.5585	0	50	79	70	130
Di-n-butylphthalate	1	40.6361	0	50	81	70	130
Fluoranthene	1	38.8221	0	50	78	70	130
Pyrene	1	41.5277	0	50	83	50	130
Benzidine	1	8.4512	0	50	17	1	130
Butylbenzylphthalate	1	37.5334	0	50	75	50	130
3,3'-Dichlorobenzidine	1	32.6413	0	50	65	10	130
Benzo[a]anthracene	1	39.7137	0	50	79	70	130
Chrysene	1	41.2256	0	50	82	60	130
bis(2-Ethylhexyl)phthalate	1	39.1485	0	50	78	70	130
Di-n-octylphthalate	1	38.7132	0	50	77	70	130
Benzo[b]fluoranthene	1	39.0711	0	50	78	70	130
Benzo[k]fluoranthene	1	39.9072	0	50	80	70	130
Benzo[a]pyrene	1	37.7097	0	50	75	70	130
Indeno[1,2,3-cd]pyrene	1	41.538	0	50	83	70	130
Dibenzo[a,h]anthracene	1	40.0997	0	50	80	60	130
Benzo[g,h,i]perylene	1	38.2767	0	50	77	70	130

* - Indicates outside of limits # - Indicates outside of standard limits but within method exceedance limits

Form3
RPD Data Laboratory Limits
QC Batch: SMB60308

	Data File	Sample ID:	Analysis Date
Spike or Dup:	10M63797.D	AC98703-001(MSD)	6/29/2017 4:02:00 PM
Duplicate(If applicable):	10M63796.D	AC98703-001(MS)	6/29/2017 3:39:00 PM
Inst Blank(If applicable):			

Method: 8270D Matrix: Soil QC Type: MSD

Analyte:	Column	Dup/MSD/MBSD Conc	Sample/MS/MBS Conc	RPD	Limit
Pyridine	1	18.4107	20.1444	9	30
N-Nitrosodimethylamine	1	29.3156	29.5929	0.94	30
Benzaldehyde	1	62.7621	65.0192	3.5	30
Aniline	1	27.6549	34.9654	23	30
Pentachloroethane	1	30.1866	30.7077	1.7	30
bis(2-Chloroethyl)ether	1	28.4929	29.3283	2.9	30
Phenol	1	64.6166	68.1737	5.4	40
2-Chlorophenol	1	73.3282	76.7731	4.6	40
N-Decane	1	22.0553	22.5992	2.4	30
1,3-Dichlorobenzene	1	35.705	36.4303	2	30
1,4-Dichlorobenzene	1	33.5856	34.1552	1.7	40
1,2-Dichlorobenzene	1	34.4862	34.9024	1.2	30
Benzyl alcohol	1	33.4781	34.4188	2.8	30
bis(2-chloroisopropyl)ether	1	27.6496	28.9214	4.5	30
2-Methylphenol	1	64.0914	66.1218	3.1	40
Acetophenone	1	36.6273	36.9689	0.93	30
Hexachloroethane	1	32.9929	33.0486	0.17	30
N-Nitroso-di-n-propylamine	1	25.3811	26.1997	3.2	40
3&4-Methylphenol	1	65.3449	65.8242	0.73	30
Nitrobenzene	1	32.8703	33.6197	2.3	30
Isophorone	1	32.1441	32.6392	1.5	30
2-Nitrophenol	1	74.6029	74.8527	0.33	30
2,4-Dimethylphenol	1	66.2024	68.3933	3.3	40
Benzoic Acid	1	19.7283	16.0269	21	30
bis(2-Chloroethoxy)methane	1	33.8733	34.8757	2.9	30
2,4-Dichlorophenol	1	75.6722	75.4164	0.34	30
1,2,4-Trichlorobenzene	1	36.8135	37.5658	2	40
Naphthalene	1	33.9261	34.2433	0.93	40
4-Chloroaniline	1	29.4378	35.8845	20	30
Hexachlorobutadiene	1	39.2531	40.652	3.5	30
Caprolactam	1	31.9221	31.911	0.03	30
4-Chloro-3-methylphenol	1	71.1696	72.3153	1.6	40
2-Methylnaphthalene	1	37.4203	38.5586	3	30
1-Methylnaphthalene	1	36.9909	38.3217	3.5	30
1,1'-Biphenyl	1	37.4571	38.2228	2	30
1,2,4,5-Tetrachlorobenzene	1	42.4158	43.8024	3.2	30
Hexachlorocyclopentadiene	1	16.6021	16.4263	1.1	30
2,4,6-Trichlorophenol	1	81.0284	79.4675	1.9	30
2,4,5-Trichlorophenol	1	82.4465	83.0677	0.75	30
2-Chloronaphthalene	1	39.1233	40.0678	2.4	30
1,4-Dimethylnaphthalene	1	38.5492	37.9645	1.5	30
Diphenyl Ether	1	42.5873	42.295	0.69	30
2-Nitroaniline	1	37.455	36.6955	2	30
Coumarin	1	33.0002	32.8452	0.47	30
Acenaphthylene	1	39.7453	40.1058	0.9	30
Dimethylphthalate	1	38.994	39.4188	1.1	30
2,6-Dinitrotoluene	1	40.4358	39.7519	1.7	30
Acenaphthene	1	40.3379	40.9444	1.5	40
3-Nitroaniline	1	35.9633	39.4994	9.4	30
2,4-Dinitrophenol	1	27.1779	22.0556	21	30
Dibenzofuran	1	39.4827	38.8923	1.5	30
2,4-Dinitrotoluene	1	36.2953	35.3741	2.6	40
4-Nitrophenol	1	55.8413	53.4484	4.4	40
2,3,4,6-Tetrachlorophenol	1	64.5726	62.9787	2.5	30
Fluorene	1	39.8159	40.0401	0.56	40
4-Chlorophenyl-phenylether	1	39.0227	38.6679	0.91	30
Diethylphthalate	1	40.4114	39.5206	2.2	30
4-Nitroaniline	1	37.4389	37.664	0.6	30
Atrazine	1	45.5136	44.0451	3.3	30
4,6-Dinitro-2-methylphenol	1	51.5879	46.8811	9.6	30
n-Nitrosodiphenylamine	1	33.5976	35.4791	5.4	30
1,2-Diphenylhydrazine	1	35.6251	37.2163	4.4	30
4-Bromophenyl-phenylether	1	42.1244	42.0497	0.18	30

Form3
RPD Data Laboratory Limits
QC Batch: SMB60308

Hexachlorobenzene	1	40.2407	41.9686	4.2	30
N-Octadecane	1	32.1208	32.7245	1.9	30
Pentachlorophenol	1	55.7836	48.0922	15	40
Phenanthrene	1	39.3217	40.5011	3	30
Anthracene	1	39.2738	39.5282	0.65	30
Carbazole	1	39.5585	40.2575	1.8	30
Di-n-butylphthalate	1	40.6361	41.044	1	30
Fluoranthene	1	38.8221	39.1206	0.77	30
Pyrene	1	41.5277	43.049	3.6	40
Benzidine	1	8.4512	11.1245	27	30
Butylbenzylphthalate	1	37.5334	37.5283	0.01	40
3,3'-Dichlorobenzidine	1	32.6413	36.3473	11	30
Benzo[a]anthracene	1	39.7137	40.1141	1	30
Chrysene	1	41.2256	41.6606	1	30
bis(2-Ethylhexyl)phthalate	1	39.1485	39.2899	0.36	30
Di-n-octylphthalate	1	38.7132	37.5489	3.1	30
Benzo[b]fluoranthene	1	39.0711	38.7738	0.76	30
Benzo[k]fluoranthene	1	39.9072	40.8694	2.4	30
Benzo[a]pyrene	1	37.7097	38.1904	1.3	30
Indeno[1,2,3-cd]pyrene	1	41.538	41.7871	0.6	30
Dibenzo[a,h]anthracene	1	40.0997	40.7661	1.6	30
Benzo[g,h,i]perylene	1	38.2767	39.2351	2.5	30

* - Indicates outside of limits NA - Both concentrations=0... no result can be calculated

Form3
Recovery Data Laboratory Limits
QC Batch: SMB60320

	Data File	Sample ID:	Analysis Date
Spike or Dup:	7M85178.D	AC98597-003(3X)(MS)	6/30/2017 6:44:00 PM
Non Spike(If applicable):	7M85177.D	AC98597-003(3X)	6/30/2017 6:20:00 PM
Inst Blank(If applicable):			

Method: 8270D Matrix: Soil QC Type: MS

Analyte:	Col	Spike Conc	Sample Conc	Expected Conc	Recovery	Lower Limit	Upper Limit
Pyridine	1	18.9375	0	50	38	1	150
N-Nitrosodimethylamine	1	27.5844	0	50	55	50	130
Benzaldehyde	1	245.4096	47.379	50	396*	20	150
Aniline	1	41.655	0	50	83	20	150
Pentachloroethane	1	54.3909	0	50	109	50	130
bis(2-Chloroethyl)ether	1	33.1578	0	50	66	50	130
N-Decane	1	114.5034	83.6982	50	62	20	130
1,3-Dichlorobenzene	1	33.0102	0	50	66	60	130
1,4-Dichlorobenzene	1	26.8917	0	50	54*	60	130
1,2-Dichlorobenzene	1	28.3056	0	50	57	50	130
Benzyl alcohol	1	31.1229	0	50	62	20	130
bis(2-chloroisopropyl)ether	1	24.036	0	50	48	40	130
Acetophenone	1	447.1929	359.4483	50	175*	50	130
Hexachloroethane	1	26.2986	0	50	53	50	130
N-Nitroso-di-n-propylamine	1	68.862	54.9546	50	28*	40	130
Nitrobenzene	1	218.3781	0	50	437*	70	130
Isophorone	1	334.5981	162.6888	50	344*	60	130
Benzoic Acid	1	906.4113	0	100	906*	20	130
bis(2-Chloroethoxy)methane	1	129.6333	0	50	259*	60	130
1,2,4-Trichlorobenzene	1	270.219	0	50	540*	50	130
Naphthalene	1	358.6059	180.4869	50	356*	50	130
4-Chloroaniline	1	94.7235	51.6324	50	86	10	150
Hexachlorobutadiene	1	95.5026	0	50	191*	60	130
Caprolactam	1	2140.85	166.5783	50	3950*	50	130
2-Methylnaphthalene	1	537.3732	267.4842	50	540*	70	130
1-Methylnaphthalene	1	420.1278	221.1792	50	398*	70	130
1,1'-Biphenyl	1	248.4246	129.1275	50	239*	60	130
1,2,4,5-Tetrachlorobenzene	1	29.0985	0	50	58*	70	130
Hexachlorocyclopentadiene	1	0	0	50	0*	20	160
2-Chloronaphthalene	1	32.574	0	50	65*	70	130
1,4-Dimethylnaphthalene	1	112.5141	69.2097	50	87	70	130
Diphenyl Ether	1	33.8571	0	50	68*	70	130
2-Nitroaniline	1	123.4047	0	50	247*	50	130
Coumarin	1	30.4014	0	50	61*	70	130
Acenaphthylene	1	47.0604	0	50	94	70	130
Dimethylphthalate	1	30.7503	0	50	62*	70	130
2,6-Dinitrotoluene	1	124.6434	0	50	249*	70	130
Acenaphthene	1	50.4573	9.855	50	81	50	130
3-Nitroaniline	1	11.1483	12.9309	50	-3.6*	10	130
Dibenzofuran	1	51.3369	8.0241	50	87	70	130
2,4-Dinitrotoluene	1	89.1993	0	50	178*	40	130
Fluorene	1	53.2374	14.2914	50	78	50	130
4-Chlorophenyl-phenylether	1	39.2049	0	50	78	70	130
Diethylphthalate	1	33.1599	0	50	66*	70	130
4-Nitroaniline	1	39.7827	0	50	80	50	130
Atrazine	1	43.9911	0	50	88	50	130
n-Nitrosodiphenylamine	1	83.5467	0	50	167*	50	130
1,2-Diphenylhydrazine	1	42.3861	0	50	85	70	130
4-Bromophenyl-phenylether	1	44.6145	0	50	89	70	130
Hexachlorobenzene	1	37.5867	0	50	75	70	130
N-Octadecane	1	293.2374	198.2307	50	190*	70	130
Phenanthrene	1	48.8028	8.6505	50	80	70	130
Anthracene	1	37.1589	0	50	74	70	130
Carbazole	1	39.3975	0	50	79	70	130
Di-n-butylphthalate	1	36.0807	0	50	72	70	130
Fluoranthene	1	35.6817	0	50	71	70	130
Pyrene	1	44.2059	0	50	88	50	130
Benzidine	1	31.0965	0	50	62	1	130
Butylbenzylphthalate	1	45.9912	0	50	92	50	130
3,3'-Dichlorobenzidine	1	40.086	0	50	80	10	130
Benzo[a]anthracene	1	38.9931	0	50	78	70	130

* - Indicates outside of limits # - Indicates outside of standard limits but within method exceedance limits

Form3
Recovery Data Laboratory Limits
QC Batch: SMB60320

Chrysene	1	39.9642	0	50	80	60	130
bis(2-Ethylhexyl)phthalate	1	42.1503	0	50	84	70	130
Di-n-octylphthalate	1	38.2545	0	50	77	70	130
Benzo[b]fluoranthene	1	38.3274	0	50	77	70	130
Benzo[k]fluoranthene	1	36.8433	0	50	74	70	130
Benzo[a]pyrene	1	34.9965	0	50	70	70	130
Indeno[1,2,3-cd]pyrene	1	40.8129	0	50	82	70	130
Dibenzo[a,h]anthracene	1	39.8529	0	50	80	60	130
Benzo[g,h,i]perylene	1	38.9439	0	50	78	70	130

* - Indicates outside of limits # - Indicates outside of standard limits but within method exceedance limits

Form3
Recovery Data Laboratory Limits
QC Batch: SMB60320

	Data File	Sample ID:	Analysis Date
Spike or Dup:	7M85179.D	AC98597-003(3X)(MSD)	6/30/2017 7:07:00 PM
Non Spike(If applicable):	7M85177.D	AC98597-003(3X)	6/30/2017 6:20:00 PM
Inst Blank(If applicable):			

Method: 8270D Matrix: Soil QC Type: MSD

Analyte:	Col	Spike Conc	Sample Conc	Expected Conc	Recovery	Lower Limit	Upper Limit
Pyridine	1	21.1596	0	50	42	1	150
N-Nitrosodimethylamine	1	30.408	0	50	61	50	130
Benzaldehyde	1	226.9494	47.379	50	359*	20	150
Aniline	1	39.3627	0	50	79	20	150
Pentachloroethane	1	51.4137	0	50	103	50	130
bis(2-Chloroethyl)ether	1	32.6763	0	50	65	50	130
N-Decane	1	94.5357	83.6982	50	22	20	130
1,3-Dichlorobenzene	1	33.9933	0	50	68	60	130
1,4-Dichlorobenzene	1	26.9628	0	50	54*	60	130
1,2-Dichlorobenzene	1	27.9102	0	50	56	50	130
Benzyl alcohol	1	33.5898	0	50	67	20	130
bis(2-chloroisopropyl)ether	1	25.7055	0	50	51	40	130
Acetophenone	1	400.6884	359.4483	50	82	50	130
Hexachloroethane	1	31.5213	0	50	63	50	130
N-Nitroso-di-n-propylamine	1	68.7972	54.9546	50	28*	40	130
Nitrobenzene	1	140.7837	0	50	282*	70	130
Isophorone	1	261.1953	162.6888	50	197*	60	130
Benzoic Acid	1	728.0733	0	100	728*	20	130
bis(2-Chloroethoxy)methane	1	80.0085	0	50	160*	60	130
1,2,4-Trichlorobenzene	1	182.5812	0	50	365*	50	130
Naphthalene	1	294.0297	180.4869	50	227*	50	130
4-Chloroaniline	1	61.4154	51.6324	50	20	10	150
Hexachlorobutadiene	1	74.1135	0	50	148*	60	130
Caprolactam	1	1608.082	166.5783	50	2880*	50	130
2-Methylnaphthalene	1	401.9547	267.4842	50	269*	70	130
1-Methylnaphthalene	1	326.3685	221.1792	50	210*	70	130
1,1'-Biphenyl	1	207.4476	129.1275	50	157*	60	130
1,2,4,5-Tetrachlorobenzene	1	31.5534	0	50	63*	70	130
Hexachlorocyclopentadiene	1	0	0	50	0*	20	160
2-Chloronaphthalene	1	32.8851	0	50	66*	70	130
1,4-Dimethylnaphthalene	1	97.8858	69.2097	50	57*	70	130
Diphenyl Ether	1	33.9606	0	50	68*	70	130
2-Nitroaniline	1	113.9703	0	50	228*	50	130
Coumarin	1	27.3093	0	50	55*	70	130
Acenaphthylene	1	40.7814	0	50	82	70	130
Dimethylphthalate	1	29.7	0	50	59*	70	130
2,6-Dinitrotoluene	1	119.4534	0	50	239*	70	130
Acenaphthene	1	42.6921	9.855	50	66	50	130
3-Nitroaniline	1	45.4209	12.9309	50	65*	70	130
Dibenzofuran	1	49.4559	8.0241	50	83	70	130
2,4-Dinitrotoluene	1	78.804	0	50	158*	40	130
Fluorene	1	45.3627	14.2914	50	62	50	130
4-Chlorophenyl-phenylether	1	31.4493	0	50	63*	70	130
Diethylphthalate	1	30.3798	0	50	61*	70	130
4-Nitroaniline	1	34.0002	0	50	68	50	130
Atrazine	1	40.3056	0	50	81	50	130
n-Nitrosodiphenylamine	1	65.2593	0	50	131*	50	130
1,2-Diphenylhydrazine	1	34.5852	0	50	69*	70	130
4-Bromophenyl-phenylether	1	36.8793	0	50	74	70	130
Hexachlorobenzene	1	31.5501	0	50	63*	70	130
N-Octadecane	1	217.4139	198.2307	50	38*	70	130
Phenanthrene	1	42.9558	8.6505	50	69*	70	130
Anthracene	1	34.5309	0	50	69*	70	130
Carbazole	1	36.0294	0	50	72	70	130
Di-n-butylphthalate	1	34.6509	0	50	69*	70	130
Fluoranthene	1	36.1275	0	50	72	70	130
Pyrene	1	39.5934	0	50	79	50	130
Benzidine	1	26.6343	0	50	53	1	130
Butylbenzylphthalate	1	38.5134	0	50	77	50	130
3,3'-Dichlorobenzidine	1	38.7489	0	50	77	10	130
Benzo[a]anthracene	1	35.691	0	50	71	70	130

* - Indicates outside of limits # - Indicates outside of standard limits but within method exceedance limits

Form3
Recovery Data Laboratory Limits
QC Batch: SMB60320

Chrysene	1	36.9747	0	50	74	60	130
bis(2-Ethylhexyl)phthalate	1	35.9163	0	50	72	70	130
Di-n-octylphthalate	1	41.358	0	50	83	70	130
Benzo[b]fluoranthene	1	36.8028	0	50	74	70	130
Benzo[k]fluoranthene	1	34.6677	0	50	69*	70	130
Benzo[a]pyrene	1	31.8756	0	50	64*	70	130
Indeno[1,2,3-cd]pyrene	1	38.7129	0	50	77	70	130
Dibenzo[a,h]anthracene	1	37.1439	0	50	74	60	130
Benzo[g,h,i]perylene	1	32.2314	0	50	64*	70	130

* - Indicates outside of limits # - Indicates outside of standard limits but within method exceedance limits

Form3
RPD Data Laboratory Limits
QC Batch: SMB60320

	Data File	Sample ID:	Analysis Date
Spike or Dup:	7M85179.D	AC98597-003(3X)(MSD)	6/30/2017 7:07:00 PM
Duplicate(If applicable):	7M85178.D	AC98597-003(3X)(MS)	6/30/2017 6:44:00 PM
Inst Blank(If applicable):			

Method: 8270D Matrix: Soil QC Type: MSD

Analyte:	Column	Dup/MSD/MBSD Conc	Sample/MS/MBS Conc	RPD	Limit
Pyridine	1	21.1596	18.9375	11	30
N-Nitrosodimethylamine	1	30.408	27.5844	9.7	30
Benzaldehyde	1	226.9494	245.4096	7.8	30
Aniline	1	39.3627	41.655	5.7	30
Pentachloroethane	1	51.4137	54.3909	5.6	30
bis(2-Chloroethyl)ether	1	32.6763	33.1578	1.5	30
N-Decane	1	94.5357	114.5034	19	30
1,3-Dichlorobenzene	1	33.9933	33.0102	2.9	30
1,4-Dichlorobenzene	1	26.9628	26.8917	0.26	40
1,2-Dichlorobenzene	1	27.9102	28.3056	1.4	30
Benzyl alcohol	1	33.5898	31.1229	7.6	30
bis(2-chloroisopropyl)ether	1	25.7055	24.036	6.7	30
Acetophenone	1	400.6884	447.1929	11	30
Hexachloroethane	1	31.5213	26.2986	18	30
N-Nitroso-di-n-propylamine	1	68.7972	68.862	0.09	40
Nitrobenzene	1	140.7837	218.3781	43*	30
Isophorone	1	261.1953	334.5981	25	30
Benzoic Acid	1	728.0733	906.4113	22	30
bis(2-Chloroethoxy)methane	1	80.0085	129.6333	47*	30
1,2,4-Trichlorobenzene	1	182.5812	270.219	39	40
Naphthalene	1	294.0297	358.6059	20	40
4-Chloroaniline	1	61.4154	94.7235	43*	30
Hexachlorobutadiene	1	74.1135	95.5026	25	30
Caprolactam	1	1608.082	2140.85	28	30
2-Methylnaphthalene	1	401.9547	537.3732	29	30
1-Methylnaphthalene	1	326.3685	420.1278	25	30
1,1'-Biphenyl	1	207.4476	248.4246	18	30
1,2,4,5-Tetrachlorobenzene	1	31.5534	29.0985	8.1	30
Hexachlorocyclopentadiene	1	0	0	NA	30
2-Chloronaphthalene	1	32.8851	32.574	0.95	30
1,4-Dimethylnaphthalene	1	97.8858	112.5141	14	30
Diphenyl Ether	1	33.9606	33.8571	0.31	30
2-Nitroaniline	1	113.9703	123.4047	7.9	30
Coumarin	1	27.3093	30.4014	11	30
Acenaphthylene	1	40.7814	47.0604	14	30
Dimethylphthalate	1	29.7	30.7503	3.5	30
2,6-Dinitrotoluene	1	119.4534	124.6434	4.3	30
Acenaphthene	1	42.6921	50.4573	17	40
3-Nitroaniline	1	45.4209	11.1483	121*	30
Dibenzofuran	1	49.4559	51.3369	3.7	30
2,4-Dinitrotoluene	1	78.804	89.1993	12	40
Fluorene	1	45.3627	53.2374	16	40
4-Chlorophenyl-phenylether	1	31.4493	39.2049	22	30
Diethylphthalate	1	30.3798	33.1599	8.8	30
4-Nitroaniline	1	34.0002	39.7827	16	30
Atrazine	1	40.3056	43.9911	8.7	30
n-Nitrosodiphenylamine	1	65.2593	83.5467	25	30
1,2-Diphenylhydrazine	1	34.5852	42.3861	20	30
4-Bromophenyl-phenylether	1	36.8793	44.6145	19	30
Hexachlorobenzene	1	31.5501	37.5867	17	30
N-Octadecane	1	217.4139	293.2374	30	30
Phenanthrene	1	42.9558	48.8028	13	30
Anthracene	1	34.5309	37.1589	7.3	30
Carbazole	1	36.0294	39.3975	8.9	30
Di-n-butylphthalate	1	34.6509	36.0807	4	30
Fluoranthene	1	36.1275	35.6817	1.2	30
Pyrene	1	39.5934	44.2059	11	40
Benzidine	1	26.6343	31.0965	15	30
Butylbenzylphthalate	1	38.5134	45.9912	18	40
3,3'-Dichlorobenzidine	1	38.7489	40.086	3.4	30
Benzo[a]anthracene	1	35.691	38.9931	8.8	30
Chrysene	1	36.9747	39.9642	7.8	30
bis(2-Ethylhexyl)phthalate	1	35.9163	42.1503	16	30

Form3
RPD Data Laboratory Limits
QC Batch: SMB60320

Di-n-octylphthalate	1	41.358	38.2545	7.8	30
Benzo[b]fluoranthene	1	36.8028	38.3274	4.1	30
Benzo[k]fluoranthene	1	34.6677	36.8433	6.1	30
Benzo[a]pyrene	1	31.8756	34.9965	9.3	30
Indeno[1,2,3-cd]pyrene	1	38.7129	40.8129	5.3	30
Dibenzo[a,h]anthracene	1	37.1439	39.8529	7	30
Benzo[g,h,i]perylene	1	32.2314	38.9439	19	30

* - Indicates outside of limits NA - Both concentrations=0... no result can be calculated

Form3
Recovery Data Laboratory Limits
QC Batch: SMB60320

	Data File	Sample ID:	Analysis Date
Spike or Dup:	7M85178.D	AC98597-003(3X)(MS)	6/30/2017 6:44:00 PM
Non Spike(If applicable):	7M85177.D	AC98597-003(3X)	6/30/2017 6:20:00 PM
Inst Blank(If applicable):			

Method: 8270D Matrix: Soil QC Type: MS

Analyte:	Col	Spike Conc	Sample Conc	Expected Conc	Recovery	Lower Limit	Upper Limit
Pyridine	1	18.9375	0	50	38	1	150
N-Nitrosodimethylamine	1	27.5844	0	50	55	50	130
Benzaldehyde	1	245.4096	47.379	50	396*	20	150
Aniline	1	41.655	0	50	83	20	150
Pentachloroethane	1	54.3909	0	50	109	50	130
bis(2-Chloroethyl)ether	1	33.1578	0	50	66	50	130
N-Decane	1	114.5034	83.6982	50	62	20	130
1,3-Dichlorobenzene	1	33.0102	0	50	66	60	130
1,4-Dichlorobenzene	1	26.8917	0	50	54*	60	130
1,2-Dichlorobenzene	1	28.3056	0	50	57	50	130
Benzyl alcohol	1	31.1229	0	50	62	20	130
bis(2-chloroisopropyl)ether	1	24.036	0	50	48	40	130
Acetophenone	1	447.1929	359.4483	50	175*	50	130
Hexachloroethane	1	26.2986	0	50	53	50	130
N-Nitroso-di-n-propylamine	1	68.862	54.9546	50	28*	40	130
Nitrobenzene	1	218.3781	0	50	437*	70	130
Isophorone	1	334.5981	162.6888	50	344*	60	130
Benzoic Acid	1	906.4113	0	100	906*	20	130
bis(2-Chloroethoxy)methane	1	129.6333	0	50	259*	60	130
1,2,4-Trichlorobenzene	1	270.219	0	50	540*	50	130
Naphthalene	1	358.6059	180.4869	50	356*	50	130
4-Chloroaniline	1	94.7235	51.6324	50	86	10	150
Hexachlorobutadiene	1	95.5026	0	50	191*	60	130
Caprolactam	1	2140.85	166.5783	50	3950*	50	130
2-Methylnaphthalene	1	537.3732	267.4842	50	540*	70	130
1-Methylnaphthalene	1	420.1278	221.1792	50	398*	70	130
1,1'-Biphenyl	1	248.4246	129.1275	50	239*	60	130
1,2,4,5-Tetrachlorobenzene	1	29.0985	0	50	58*	70	130
Hexachlorocyclopentadiene	1	0	0	50	0*	20	160
2-Chloronaphthalene	1	32.574	0	50	65*	70	130
1,4-Dimethylnaphthalene	1	112.5141	69.2097	50	87	70	130
Diphenyl Ether	1	33.8571	0	50	68*	70	130
2-Nitroaniline	1	123.4047	0	50	247*	50	130
Coumarin	1	30.4014	0	50	61*	70	130
Acenaphthylene	1	47.0604	0	50	94	70	130
Dimethylphthalate	1	30.7503	0	50	62*	70	130
2,6-Dinitrotoluene	1	124.6434	0	50	249*	70	130
Acenaphthene	1	50.4573	9.855	50	81	50	130
3-Nitroaniline	1	11.1483	12.9309	50	-3.6*	10	130
Dibenzofuran	1	51.3369	8.0241	50	87	70	130
2,4-Dinitrotoluene	1	89.1993	0	50	178*	40	130
Fluorene	1	53.2374	14.2914	50	78	50	130
4-Chlorophenyl-phenylether	1	39.2049	0	50	78	70	130
Diethylphthalate	1	33.1599	0	50	66*	70	130
4-Nitroaniline	1	39.7827	0	50	80	50	130
Atrazine	1	43.9911	0	50	88	50	130
n-Nitrosodiphenylamine	1	83.5467	0	50	167*	50	130
1,2-Diphenylhydrazine	1	42.3861	0	50	85	70	130
4-Bromophenyl-phenylether	1	44.6145	0	50	89	70	130
Hexachlorobenzene	1	37.5867	0	50	75	70	130
N-Octadecane	1	293.2374	198.2307	50	190*	70	130
Phenanthrene	1	48.8028	8.6505	50	80	70	130
Anthracene	1	37.1589	0	50	74	70	130
Carbazole	1	39.3975	0	50	79	70	130
Di-n-butylphthalate	1	36.0807	0	50	72	70	130
Fluoranthene	1	35.6817	0	50	71	70	130
Pyrene	1	44.2059	0	50	88	50	130
Benzidine	1	31.0965	0	50	62	1	130
Butylbenzylphthalate	1	45.9912	0	50	92	50	130
3,3'-Dichlorobenzidine	1	40.086	0	50	80	10	130
Benzo[a]anthracene	1	38.9931	0	50	78	70	130

* - Indicates outside of limits # - Indicates outside of standard limits but within method exceedance limits

Form3
Recovery Data Laboratory Limits
QC Batch: SMB60320

Chrysene	1	39.9642	0	50	80	60	130
bis(2-Ethylhexyl)phthalate	1	42.1503	0	50	84	70	130
Di-n-octylphthalate	1	38.2545	0	50	77	70	130
Benzo[b]fluoranthene	1	38.3274	0	50	77	70	130
Benzo[k]fluoranthene	1	36.8433	0	50	74	70	130
Benzo[a]pyrene	1	34.9965	0	50	70	70	130
Indeno[1,2,3-cd]pyrene	1	40.8129	0	50	82	70	130
Dibenzo[a,h]anthracene	1	39.8529	0	50	80	60	130
Benzo[g,h,i]perylene	1	38.9439	0	50	78	70	130

* - Indicates outside of limits # - Indicates outside of standard limits but within method exceedance limits

Form3
Recovery Data Laboratory Limits
QC Batch: SMB60320

	Data File	Sample ID:	Analysis Date
Spike or Dup:	7M85179.D	AC98597-003(3X)(MSD)	6/30/2017 7:07:00 PM
Non Spike(If applicable):	7M85177.D	AC98597-003(3X)	6/30/2017 6:20:00 PM
Inst Blank(If applicable):			

Method: 8270D Matrix: Soil QC Type: MSD

Analyte:	Col	Spike Conc	Sample Conc	Expected Conc	Recovery	Lower Limit	Upper Limit
Pyridine	1	21.1596	0	50	42	1	150
N-Nitrosodimethylamine	1	30.408	0	50	61	50	130
Benzaldehyde	1	226.9494	47.379	50	359*	20	150
Aniline	1	39.3627	0	50	79	20	150
Pentachloroethane	1	51.4137	0	50	103	50	130
bis(2-Chloroethyl)ether	1	32.6763	0	50	65	50	130
N-Decane	1	94.5357	83.6982	50	22	20	130
1,3-Dichlorobenzene	1	33.9933	0	50	68	60	130
1,4-Dichlorobenzene	1	26.9628	0	50	54*	60	130
1,2-Dichlorobenzene	1	27.9102	0	50	56	50	130
Benzyl alcohol	1	33.5898	0	50	67	20	130
bis(2-chloroisopropyl)ether	1	25.7055	0	50	51	40	130
Acetophenone	1	400.6884	359.4483	50	82	50	130
Hexachloroethane	1	31.5213	0	50	63	50	130
N-Nitroso-di-n-propylamine	1	68.7972	54.9546	50	28*	40	130
Nitrobenzene	1	140.7837	0	50	282*	70	130
Isophorone	1	261.1953	162.6888	50	197*	60	130
Benzoic Acid	1	728.0733	0	100	728*	20	130
bis(2-Chloroethoxy)methane	1	80.0085	0	50	160*	60	130
1,2,4-Trichlorobenzene	1	182.5812	0	50	365*	50	130
Naphthalene	1	294.0297	180.4869	50	227*	50	130
4-Chloroaniline	1	61.4154	51.6324	50	20	10	150
Hexachlorobutadiene	1	74.1135	0	50	148*	60	130
Caprolactam	1	1608.082	166.5783	50	2880*	50	130
2-Methylnaphthalene	1	401.9547	267.4842	50	269*	70	130
1-Methylnaphthalene	1	326.3685	221.1792	50	210*	70	130
1,1'-Biphenyl	1	207.4476	129.1275	50	157*	60	130
1,2,4,5-Tetrachlorobenzene	1	31.5534	0	50	63*	70	130
Hexachlorocyclopentadiene	1	0	0	50	0*	20	160
2-Chloronaphthalene	1	32.8851	0	50	66*	70	130
1,4-Dimethylnaphthalene	1	97.8858	69.2097	50	57*	70	130
Diphenyl Ether	1	33.9606	0	50	68*	70	130
2-Nitroaniline	1	113.9703	0	50	228*	50	130
Coumarin	1	27.3093	0	50	55*	70	130
Acenaphthylene	1	40.7814	0	50	82	70	130
Dimethylphthalate	1	29.7	0	50	59*	70	130
2,6-Dinitrotoluene	1	119.4534	0	50	239*	70	130
Acenaphthene	1	42.6921	9.855	50	66	50	130
3-Nitroaniline	1	45.4209	12.9309	50	65*	70	130
Dibenzofuran	1	49.4559	8.0241	50	83	70	130
2,4-Dinitrotoluene	1	78.804	0	50	158*	40	130
Fluorene	1	45.3627	14.2914	50	62	50	130
4-Chlorophenyl-phenylether	1	31.4493	0	50	63*	70	130
Diethylphthalate	1	30.3798	0	50	61*	70	130
4-Nitroaniline	1	34.0002	0	50	68	50	130
Atrazine	1	40.3056	0	50	81	50	130
n-Nitrosodiphenylamine	1	65.2593	0	50	131*	50	130
1,2-Diphenylhydrazine	1	34.5852	0	50	69*	70	130
4-Bromophenyl-phenylether	1	36.8793	0	50	74	70	130
Hexachlorobenzene	1	31.5501	0	50	63*	70	130
N-Octadecane	1	217.4139	198.2307	50	38*	70	130
Phenanthrene	1	42.9558	8.6505	50	69*	70	130
Anthracene	1	34.5309	0	50	69*	70	130
Carbazole	1	36.0294	0	50	72	70	130
Di-n-butylphthalate	1	34.6509	0	50	69*	70	130
Fluoranthene	1	36.1275	0	50	72	70	130
Pyrene	1	39.5934	0	50	79	50	130
Benzidine	1	26.6343	0	50	53	1	130
Butylbenzylphthalate	1	38.5134	0	50	77	50	130
3,3'-Dichlorobenzidine	1	38.7489	0	50	77	10	130
Benzo[a]anthracene	1	35.691	0	50	71	70	130

* - Indicates outside of limits # - Indicates outside of standard limits but within method exceedance limits

Form3
Recovery Data Laboratory Limits
QC Batch: SMB60320

Chrysene	1	36.9747	0	50	74	60	130
bis(2-Ethylhexyl)phthalate	1	35.9163	0	50	72	70	130
Di-n-octylphthalate	1	41.358	0	50	83	70	130
Benzo[b]fluoranthene	1	36.8028	0	50	74	70	130
Benzo[k]fluoranthene	1	34.6677	0	50	69*	70	130
Benzo[a]pyrene	1	31.8756	0	50	64*	70	130
Indeno[1,2,3-cd]pyrene	1	38.7129	0	50	77	70	130
Dibenzo[a,h]anthracene	1	37.1439	0	50	74	60	130
Benzo[g,h,i]perylene	1	32.2314	0	50	64*	70	130

* - Indicates outside of limits # - Indicates outside of standard limits but within method exceedance limits

Form3
RPD Data Laboratory Limits
QC Batch: SMB60320

	Data File	Sample ID:	Analysis Date
Spike or Dup:	7M85179.D	AC98597-003(3X)(MSD)	6/30/2017 7:07:00 PM
Duplicate(If applicable):	7M85178.D	AC98597-003(3X)(MS)	6/30/2017 6:44:00 PM
Inst Blank(If applicable):			

Method: 8270D Matrix: Soil QC Type: MSD

Analyte:	Column	Dup/MSD/MBSD Conc	Sample/MS/MBS Conc	RPD	Limit
Pyridine	1	21.1596	18.9375	11	30
N-Nitrosodimethylamine	1	30.408	27.5844	9.7	30
Benzaldehyde	1	226.9494	245.4096	7.8	30
Aniline	1	39.3627	41.655	5.7	30
Pentachloroethane	1	51.4137	54.3909	5.6	30
bis(2-Chloroethyl)ether	1	32.6763	33.1578	1.5	30
N-Decane	1	94.5357	114.5034	19	30
1,3-Dichlorobenzene	1	33.9933	33.0102	2.9	30
1,4-Dichlorobenzene	1	26.9628	26.8917	0.26	40
1,2-Dichlorobenzene	1	27.9102	28.3056	1.4	30
Benzyl alcohol	1	33.5898	31.1229	7.6	30
bis(2-chloroisopropyl)ether	1	25.7055	24.036	6.7	30
Acetophenone	1	400.6884	447.1929	11	30
Hexachloroethane	1	31.5213	26.2986	18	30
N-Nitroso-di-n-propylamine	1	68.7972	68.862	0.09	40
Nitrobenzene	1	140.7837	218.3781	43*	30
Isophorone	1	261.1953	334.5981	25	30
Benzoic Acid	1	728.0733	906.4113	22	30
bis(2-Chloroethoxy)methane	1	80.0085	129.6333	47*	30
1,2,4-Trichlorobenzene	1	182.5812	270.219	39	40
Naphthalene	1	294.0297	358.6059	20	40
4-Chloroaniline	1	61.4154	94.7235	43*	30
Hexachlorobutadiene	1	74.1135	95.5026	25	30
Caprolactam	1	1608.082	2140.85	28	30
2-Methylnaphthalene	1	401.9547	537.3732	29	30
1-Methylnaphthalene	1	326.3685	420.1278	25	30
1,1'-Biphenyl	1	207.4476	248.4246	18	30
1,2,4,5-Tetrachlorobenzene	1	31.5534	29.0985	8.1	30
Hexachlorocyclopentadiene	1	0	0	NA	30
2-Chloronaphthalene	1	32.8851	32.574	0.95	30
1,4-Dimethylnaphthalene	1	97.8858	112.5141	14	30
Diphenyl Ether	1	33.9606	33.8571	0.31	30
2-Nitroaniline	1	113.9703	123.4047	7.9	30
Coumarin	1	27.3093	30.4014	11	30
Acenaphthylene	1	40.7814	47.0604	14	30
Dimethylphthalate	1	29.7	30.7503	3.5	30
2,6-Dinitrotoluene	1	119.4534	124.6434	4.3	30
Acenaphthene	1	42.6921	50.4573	17	40
3-Nitroaniline	1	45.4209	11.1483	121*	30
Dibenzofuran	1	49.4559	51.3369	3.7	30
2,4-Dinitrotoluene	1	78.804	89.1993	12	40
Fluorene	1	45.3627	53.2374	16	40
4-Chlorophenyl-phenylether	1	31.4493	39.2049	22	30
Diethylphthalate	1	30.3798	33.1599	8.8	30
4-Nitroaniline	1	34.0002	39.7827	16	30
Atrazine	1	40.3056	43.9911	8.7	30
n-Nitrosodiphenylamine	1	65.2593	83.5467	25	30
1,2-Diphenylhydrazine	1	34.5852	42.3861	20	30
4-Bromophenyl-phenylether	1	36.8793	44.6145	19	30
Hexachlorobenzene	1	31.5501	37.5867	17	30
N-Octadecane	1	217.4139	293.2374	30	30
Phenanthrene	1	42.9558	48.8028	13	30
Anthracene	1	34.5309	37.1589	7.3	30
Carbazole	1	36.0294	39.3975	8.9	30
Di-n-butylphthalate	1	34.6509	36.0807	4	30
Fluoranthene	1	36.1275	35.6817	1.2	30
Pyrene	1	39.5934	44.2059	11	40
Benzidine	1	26.6343	31.0965	15	30
Butylbenzylphthalate	1	38.5134	45.9912	18	40
3,3'-Dichlorobenzidine	1	38.7489	40.086	3.4	30
Benzo[a]anthracene	1	35.691	38.9931	8.8	30
Chrysene	1	36.9747	39.9642	7.8	30
bis(2-Ethylhexyl)phthalate	1	35.9163	42.1503	16	30

Form3
RPD Data Laboratory Limits
QC Batch: SMB60320

Di-n-octylphthalate	1	41.358	38.2545	7.8	30
Benzo[b]fluoranthene	1	36.8028	38.3274	4.1	30
Benzo[k]fluoranthene	1	34.6677	36.8433	6.1	30
Benzo[a]pyrene	1	31.8756	34.9965	9.3	30
Indeno[1,2,3-cd]pyrene	1	38.7129	40.8129	5.3	30
Dibenzo[a,h]anthracene	1	37.1439	39.8529	7	30
Benzo[g,h,i]perylene	1	32.2314	38.9439	19	30

* - Indicates outside of limits NA - Both concentrations=0... no result can be calculated

FORM 4
Blank Summary

Blank Number: SMB60308
Blank Data File: 7M85126.D
Matrix: Soil

Blank Analysis Date: 06/29/17 13:35
Blank Extraction Date: 06/29/17
(If Applicable)
Method: EPA 8270D

Sample Number	Data File	Analysis Date
AC98711-001	7M85133.D	06/29/17 16:22
AC98711-003(5X)	7M85132.D	06/29/17 15:58
AC98703-001(MSD	10M63797.D	06/29/17 16:02
AC98703-001(MS)	10M63796.D	06/29/17 15:39
AC98703-001	10M63795.D	06/29/17 15:17
SMB60308(MS)	10M63791.D	06/29/17 13:46

FORM 4
Blank Summary

Blank Number: SMB60308
Blank Data File: 7M85126.D
Matrix: Soil

Blank Analysis Date: 06/29/17 13:35
Blank Extraction Date: 06/29/17
(If Applicable)
Method: EPA 8270D

Sample Number	Data File	Analysis Date
AC98711-002	7M85134.D	06/29/17 16:45
AC98711-004	7M85135.D	06/29/17 17:08
AC98703-001(MSD	10M63797.D	06/29/17 16:02
AC98703-001(MS)	10M63796.D	06/29/17 15:39
AC98703-001	10M63795.D	06/29/17 15:17
SMB60308(MS)	10M63791.D	06/29/17 13:46

FORM 4
Blank Summary

Blank Number: SMB60320
Blank Data File: 7M85169.D
Matrix: Soil

Blank Analysis Date: 06/30/17 15:12
Blank Extraction Date: 06/30/17
(If Applicable)
Method: EPA 8270D

Sample Number	Data File	Analysis Date
AC98711-005	7M85171.D	06/30/17 15:59
AC98711-008	7M85174.D	06/30/17 17:09
AC98597-003(3X)(	7M85179.D	06/30/17 19:07
AC98597-003(3X)(	7M85178.D	06/30/17 18:44
AC98597-003(3X)	7M85177.D	06/30/17 18:20
SMB60320(MS)	5M100434.D	06/30/17 12:47

FORM 4
Blank Summary

Blank Number: SMB60320
Blank Data File: 7M85169.D
Matrix: Soil

Blank Analysis Date: 06/30/17 15:12
Blank Extraction Date: 06/30/17
(If Applicable)
Method: EPA 8270D

Sample Number	Data File	Analysis Date
AC98711-006	7M85172.D	06/30/17 16:22
AC98711-007	7M85173.D	06/30/17 16:46
AC98711-009	7M85175.D	06/30/17 17:33
AC98597-003(3X)(	7M85179.D	06/30/17 19:07
AC98597-003(3X)(	7M85178.D	06/30/17 18:44
AC98597-003(3X)	7M85177.D	06/30/17 18:20
SMB60320(MS)	5M100434.D	06/30/17 12:47

Form 5

Tune Name: CAL DFTPP
Instrument: GCMS 7

Data File: 7M84391.D
Analysis Date: 06/05/17 09:53
Method: EPA 8270D

Tune Scan/Time Range: Scan 1434

Tgt Mass	Rel Mass	Lo Lim	Hi Lim	Rel Abund	Raw Abund	Pass/ Fail
51	198	30	60	40.6	27264	PASS
68	69	0.00	2	0.0	0	PASS
69	198	0.00	100	46.5	31192	PASS
70	69	0.00	2	1.0	321	PASS
127	198	40	60	53.9	36176	PASS
197	198	0.00	1	0.0	0	PASS
198	198	100	100	100.0	67136	PASS
199	198	5	9	6.8	4539	PASS
275	198	10	30	20.6	13799	PASS
365	198	1	100	2.0	1311	PASS
441	443	0.01	100	62.8	3913	PASS
442	198	40	100	43.1	28912	PASS
443	442	17	23	21.5	6228	PASS

Data File	Sample Number	Analysis Date:
7M84392.D	CAL BNA@50PPM	06/05/17 10:17
7M84393.D	CAL BNA@50PPM	06/05/17 10:41
7M84394.D	CAL BNA@10PPM	06/05/17 11:05
7M84395.D	CAL BNA@196PP	06/05/17 11:31
7M84396.D	CAL BNA@160PP	06/05/17 11:54
7M84397.D	CAL BNA@120PP	06/05/17 12:18
7M84398.D	CAL BNA@80PPM	06/05/17 12:42
7M84399.D	CAL BNA@20PPM	06/05/17 13:05
7M84400.D	CAL BNA@2PPM	06/05/17 13:29
7M84401.D	CAL BNA@.5PPM	06/05/17 13:53
7M84402.D	ICV BNA@50PPM	06/05/17 14:16

Data Path : G:\GcMsData\2017\GCMS_7\Data\06-05-17\
Data File : 7M84391.D
Acq On : 5 Jun 2017 9:53
Operator : AH/JB
Sample : CAL DFTPP
Misc : A,BNA
ALS Vial : 1 Sample Multiplier: 1

Integration File: LSCINT.P

Method : G:\GCMSDATA\2017\GCMS_7\METHODQT\7M_0428.M
Title : @GCMS_7,mg,625,8270
Last Update : Fri Apr 28 17:22:01 2017

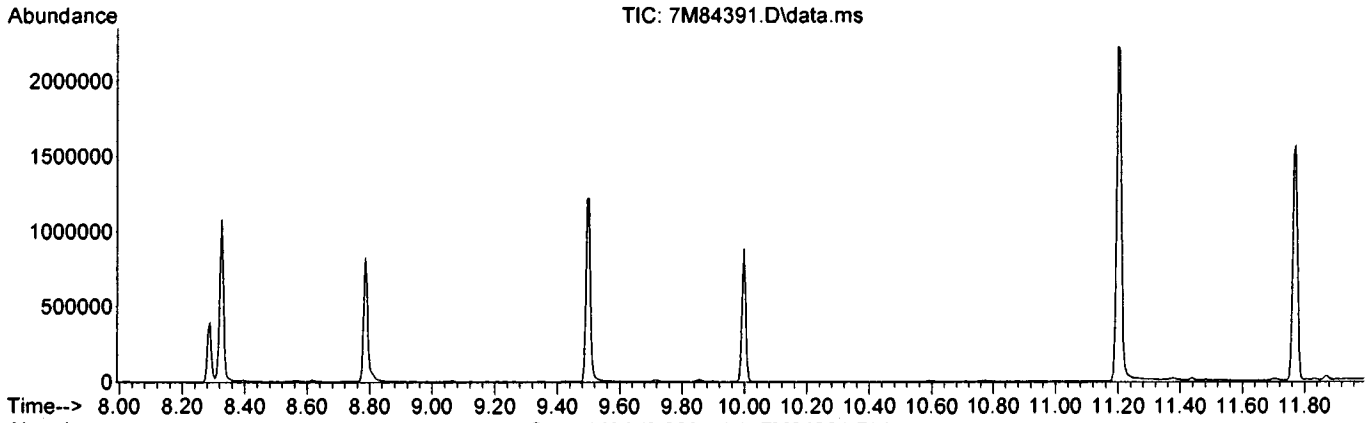

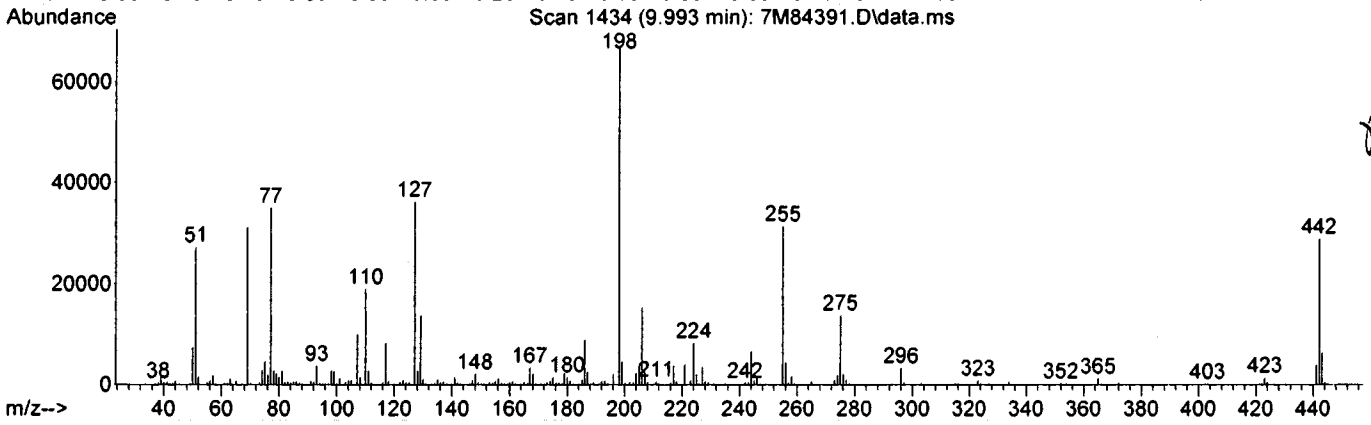

Spectrum Information: Scan 1434

Target Mass	Rel. to Mass	Lower Limit%	Upper Limit%	Rel. Abn%	Raw Abn	Result Pass/Fail
51	198	30	60	40.6	27264	PASS
68	69	0.00	2	0.0	0	PASS
69	198	0.00	100	46.5	31192	PASS
70	69	0.00	2	1.0	321	PASS
127	198	40	60	53.9	36176	PASS
197	198	0.00	1	0.0	0	PASS
198	198	100	100	100.0	67136	PASS
199	198	5	9	6.8	4539	PASS
275	198	10	30	20.6	13799	PASS
365	198	1	100	2.0	1311	PASS
441	443	0.01	100	62.8	3913	PASS
442	198	40	100	43.1	28912	PASS
443	442	17	23	21.5	6228	PASS

Form 5

Tune Name: CAL DFTPP
Instrument: GCMS 10

Data File: 10M63308.D
Analysis Date: 06/06/17 09:41
Method: EPA 8270D

Tune Scan/Time Range: Scan 1444

Tgt Mass	Rel Mass	Lo Lim	Hi Lim	Rel Abund	Raw Abund	Pass/ Fail
51	198	30	60	37.9	59144	PASS
68	69	0.00	2	1.7	1174	PASS
69	198	0.00	100	43.4	67816	PASS
70	69	0.00	2	0.7	470	PASS
127	198	40	60	50.7	79280	PASS
197	198	0.00	1	0.0	0	PASS
198	198	100	100	100.0	156224	PASS
199	198	5	9	6.6	10367	PASS
275	198	10	30	24.3	38008	PASS
365	198	1	100	3.0	4712	PASS
441	443	0.01	100	81.5	17368	PASS
442	198	40	100	73.3	114576	PASS
443	442	17	23	18.6	21312	PASS

Data File	Sample Number	Analysis Date:
10M63309.D	CAL BNA@50PPM	06/06/17 10:04
10M63310.D	CAL BNA@50PPM	06/06/17 10:36
10M63311.D	CAL BNA@10PPM	06/06/17 11:01
10M63312.D	CAL BNA@0.5PP	06/06/17 11:34
10M63313.D	CAL BNA@2PPM	06/06/17 11:56
10M63314.D	CAL BNA@196PP	06/06/17 12:19
10M63315.D	CAL BNA@160PP	06/06/17 12:41
10M63316.D	CAL BNA@120PP	06/06/17 13:04
10M63317.D	CAL BNA@80PPM	06/06/17 13:26
10M63318.D	CAL BNA@20PPM	06/06/17 13:49
10M63319.D	CAL BNA@50PPM	06/06/17 14:11
10M63320.D	CAL BNA@2PPM	06/06/17 14:34
10M63321.D	ICV BNA@50PPM	06/06/17 15:35

Data Path : G:\GcMsData\2017\GCMS_10\Data\06-06-17\
Data File : 10M63308.D
Acq On : 6 Jun 2017 9:41
Operator : AH/JB
Sample : CAL DFTPP
Misc : A,BNA
ALS Vial : 1 Sample Multiplier: 1

Integration File: LSCINT.P

Method : G:\GCMSDATA\2017\GCMS_10\METHODQT\10M_0605.M
Title : @GCMS_10,mg,625,8270
Last Update : Tue Jun 06 15:01:16 2017

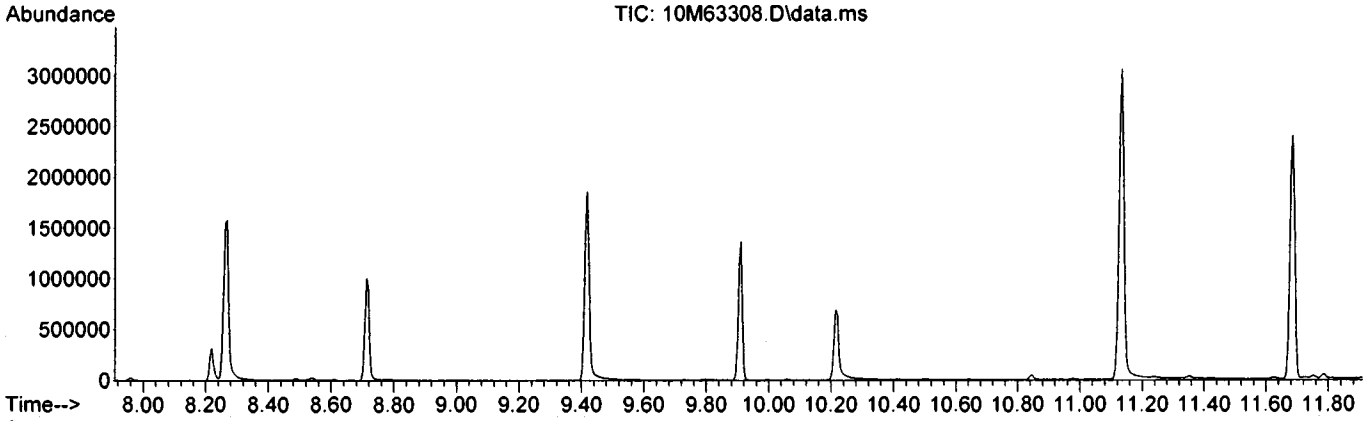

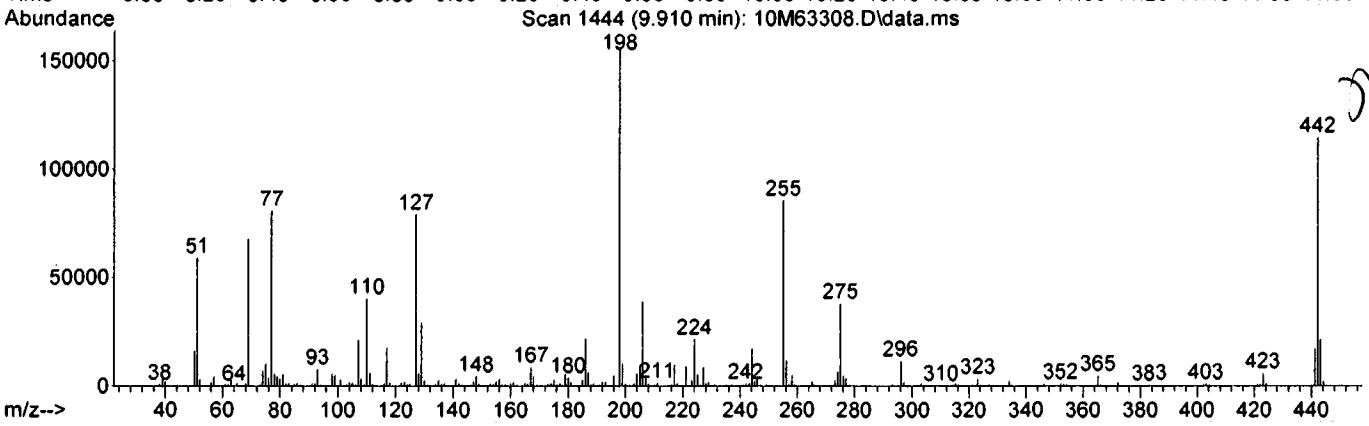

Spectrum Information: Scan 1444

Target Mass	Rel. to Mass	Lower Limit%	Upper Limit%	Rel. Abn%	Raw Abn	Result Pass/Fail
51	198	30	60	37.9	59144	PASS
68	69	0.00	2	1.7	1174	PASS
69	198	0.00	100	43.4	67816	PASS
70	69	0.00	2	0.7	470	PASS
127	198	40	60	50.7	79280	PASS
197	198	0.00	1	0.0	0	PASS
198	198	100	100	100.0	156224	PASS
199	198	5	9	6.6	10367	PASS
275	198	10	30	24.3	38008	PASS
365	198	1	100	3.0	4712	PASS
441	443	0.01	100	81.5	17368	PASS
442	198	40	100	73.3	114576	PASS
443	442	17	23	18.6	21312	PASS

Form 5

Tune Name: CAL DFTPP
Instrument: GCMS 10

Data File: 10M63788.D
Analysis Date: 06/29/17 08:36
Method: EPA 8270D

Tune Scan/Time Range: Average of 9.878 to 9.900 min

Tgt Mass	Rel Mass	Lo Lim	Hi Lim	Rel Abund	Raw Abund	Pass/ Fail
51	198	30	60	38.6	26470	PASS
68	69	0.00	2	1.4	396	PASS
69	198	0.00	100	40.5	27739	PASS
70	69	0.00	2	0.9	248	PASS
127	198	40	60	48.7	33335	PASS
197	198	0.00	1	0.1	96	PASS
198	198	100	100	100.0	68491	PASS
199	198	5	9	6.9	4734	PASS
275	198	10	30	25.7	17626	PASS
365	198	1	100	3.2	2217	PASS
441	443	0.01	100	74.4	6961	PASS
442	198	40	100	71.7	49131	PASS
443	442	17	23	19.0	9354	PASS

Data File	Sample Number	Analysis Date:
10M63789.D	CAL BNA@50PPM	06/29/17 08:59
10M63790.D	SMB60308	06/29/17 13:24
10M63791.D	SMB60308(MS)	06/29/17 13:46
10M63792.D	SMB60311(MS)	06/29/17 14:09
10M63793.D	SMB60311	06/29/17 14:31
10M63794.D	WMB60307	06/29/17 14:54
10M63795.D	AC98703-001	06/29/17 15:17
10M63796.D	AC98703-001(MS)	06/29/17 15:39
10M63797.D	AC98703-001(MSD	06/29/17 16:02
10M63798.D	AC98694-001	06/29/17 16:25
10M63799.D	AC98694-001(MS)	06/29/17 16:47
10M63800.D	AC98694-001(MSD	06/29/17 17:10
10M63801.D	AC98687-001	06/29/17 17:33
10M63802.D	AC98687-002	06/29/17 17:55
10M63803.D	AC98687-003	06/29/17 18:18
10M63804.D	AC98687-007	06/29/17 18:41
10M63805.D	AC98687-008	06/29/17 19:04
10M63806.D	AC98687-009	06/29/17 19:26
10M63807.D	AC98687-011	06/29/17 19:49
10M63808.D	AC98687-016	06/29/17 20:12

Data Path : G:\GcMsData\2017\GCMS_10\Data\06-29-17\
Data File : 10M63788.D
Acq On : 29 Jun 2017 8:36
Operator : AH/JB
Sample : CAL DFTPP
Misc : A,BNA
ALS Vial : 1 Sample Multiplier: 1

Integration File: LSCINT.P

Method : G:\GCMSDATA\2017\GCMS_10\METHODQT\10M_0606.M
Title : @GCMS_10,mg,625,8270
Last Update : Tue Jun 06 15:01:16 2017

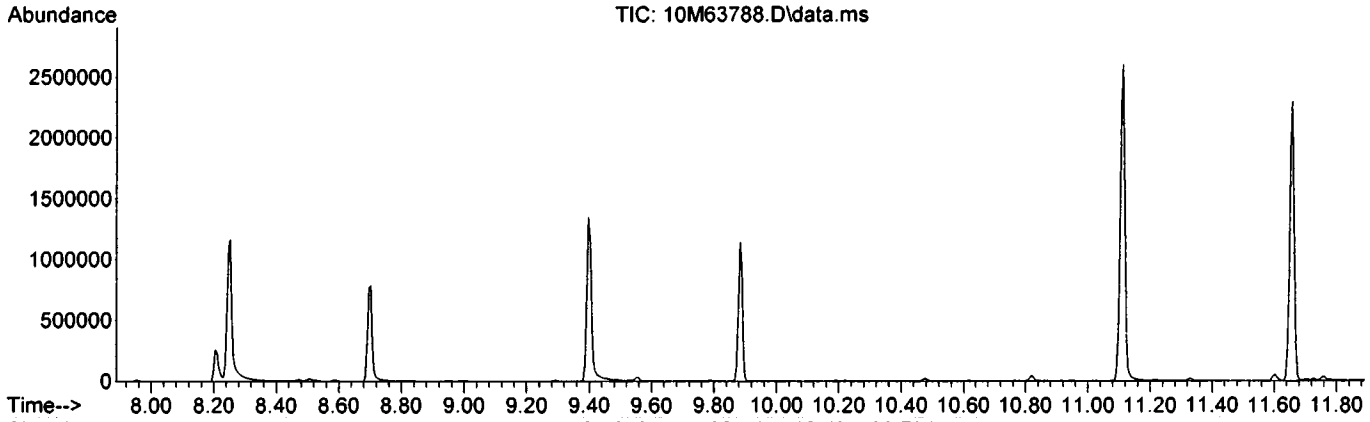

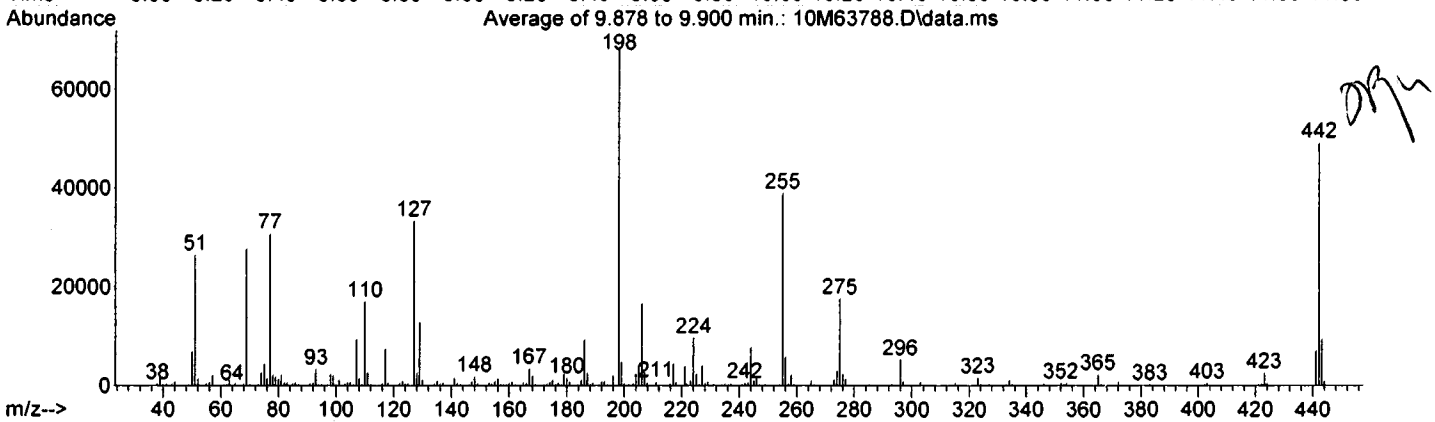

Spectrum Information: Average of 9.878 to 9.900 min.

Target Mass	Rel. to Mass	Lower Limit%	Upper Limit%	Rel. Abn%	Raw Abn	Result Pass/Fail
51	198	30	60	38.6	26470	PASS
68	69	0.00	2	1.4	396	PASS
69	198	0.00	100	40.5	27739	PASS
70	69	0.00	2	0.9	248	PASS
127	198	40	60	48.7	33335	PASS
197	198	0.00	1	0.1	96	PASS
198	198	100	100	100.0	68491	PASS
199	198	5	9	6.9	4734	PASS
275	198	10	30	25.7	17626	PASS
365	198	1	100	3.2	2217	PASS
441	443	0.01	100	74.4	6961	PASS
442	198	40	100	71.7	49131	PASS
443	442	17	23	19.0	9354	PASS

Form 5

Tune Name: CAL DFTPP
Instrument: GCMS 7

Data File: 7M85124.D
Analysis Date: 06/29/17 12:33
Method: EPA 8270D

Tune Scan/Time Range: Average of 10.003 to 10.003 min

Tgt Mass	Rel Mass	Lo Lim	Hi Lim	Rel Abund	Raw Abund	Pass/ Fail
51	198	30	60	45.2	39376	PASS
68	69	0.00	2	0.0	0	PASS
69	198	0.00	100	45.8	39848	PASS
70	69	0.00	2	0.6	226	PASS
127	198	40	60	52.4	45592	PASS
197	198	0.00	1	0.0	0	PASS
198	198	100	100	100.0	87080	PASS
199	198	5	9	7.1	6198	PASS
275	198	10	30	21.9	19112	PASS
365	198	1	100	2.3	2006	PASS
441	443	0.01	100	70.2	6486	PASS
442	198	40	100	53.8	46888	PASS
443	442	17	23	19.7	9242	PASS

Data File	Sample Number	Analysis Date:
7M85125.D	CAL BNA@50PPM	06/29/17 12:56
7M85126.D	SMB60308	06/29/17 13:35
7M85127.D	SMB60311	06/29/17 14:02
7M85128.D	AC98693-001	06/29/17 14:25
7M85129.D	AC98693-002	06/29/17 14:48
7M85130.D	AC98693-003	06/29/17 15:11
7M85131.D	AC98703-002	06/29/17 15:35
7M85132.D	AC98711-003(5X)	06/29/17 15:58
7M85133.D	AC98711-001	06/29/17 16:22
7M85134.D	AC98711-002	06/29/17 16:45
7M85135.D	AC98711-004	06/29/17 17:08
7M85136.D	AC98597-003	06/29/17 17:32
7M85137.D	AC98687-004	06/29/17 17:55
7M85138.D	AC98687-005	06/29/17 18:19
7M85139.D	AC98687-006	06/29/17 18:42
7M85140.D	AC98687-010	06/29/17 19:06
7M85141.D	AC98694-002	06/29/17 19:29
7M85142.D	AC98694-003	06/29/17 19:52
7M85143.D	AC98694-004	06/29/17 20:16
7M85144.D	AC98694-005	06/29/17 20:39
7M85145.D	AC98694-006	06/29/17 21:02
7M85146.D	AC98694-007	06/29/17 21:25
7M85147.D	AC98694-008	06/29/17 21:49
7M85148.D	AC98694-009	06/29/17 22:12
7M85149.D	AC98694-010	06/29/17 22:35
7M85150.D	AC98694-011	06/29/17 22:58
7M85151.D	AC98694-012	06/29/17 23:21
7M85152.D	AC98601-001	06/29/17 23:44
7M85153.D	AC98601-004	06/30/17 00:07

Data Path : G:\GcMsData\2017\GCMS_7\Data\06-29-17\
Data File : 7M85124.D
Acq On : 29 Jun 2017 12:33
Operator : AH/JB
Sample : CAL DFTPP
Misc : A,BNA
ALS Vial : 1 Sample Multiplier: 1

Integration File: LSCINT.P

Method : G:\GCMSDATA\2017\GCMS_7\METHODQT\7M_0605.M
Title : @GCMS_7,mg,625,8270
Last Update : Mon Jun 05 14:38:54 2017

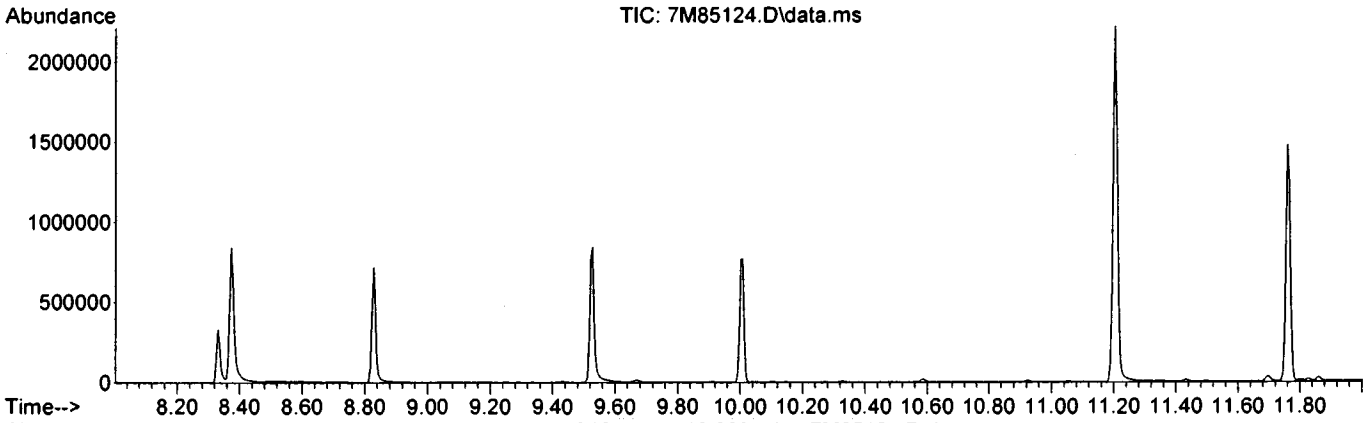

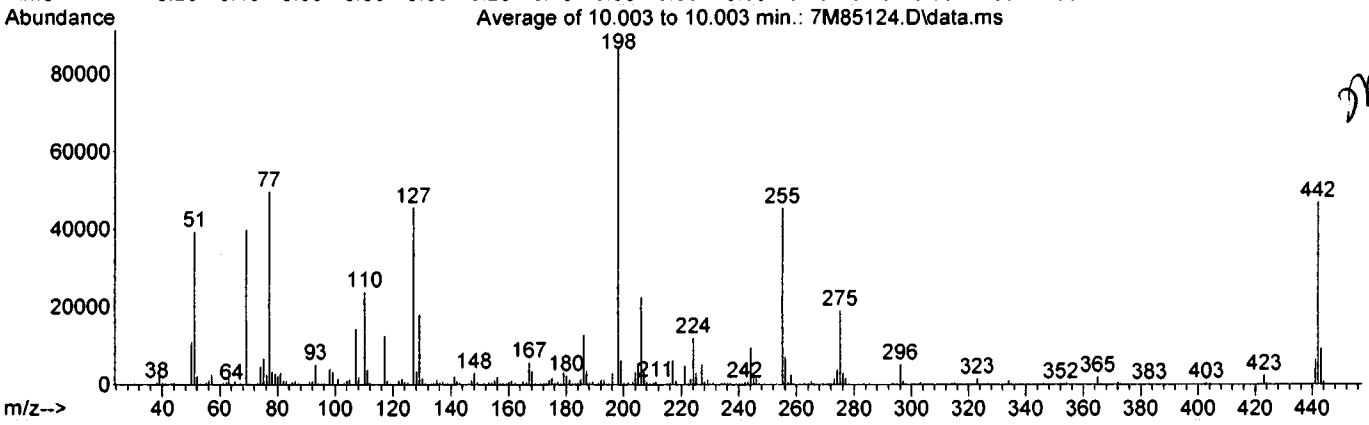

Spectrum Information: Average of 10.003 to 10.003 min.

Target Mass	Rel. to Mass	Lower Limit%	Upper Limit%	Rel. Abn%	Raw Abn	Result Pass/Fail
51	198	30	60	45.2	39376	PASS
68	69	0.00	2	0.0	0	PASS
69	198	0.00	100	45.8	39848	PASS
70	69	0.00	2	0.6	226	PASS
127	198	40	60	52.4	45592	PASS
197	198	0.00	1	0.0	0	PASS
198	198	100	100	100.0	87080	PASS
199	198	5	9	7.1	6198	PASS
275	198	10	30	21.9	19112	PASS
365	198	1	100	2.3	2006	PASS
441	443	0.01	100	70.2	6486	PASS
442	198	40	100	53.8	46888	PASS
443	442	17	23	19.7	9242	PASS

Form 5

Tune Name: CAL DFTPP
Instrument: GCMS 5

Data File: 5M100052.D
Analysis Date: 06/05/17 09:01
Method: EPA 8270D

Tune Scan/Time Range: Scan 1426

Tgt Mass	Rel Mass	Lo Lim	Hi Lim	Rel Abund	Raw Abund	Pass/ Fail
51	198	30	60	45.0	10971	PASS
68	69	0.00	2	0.0	0	PASS
69	198	0.00	100	45.2	11025	PASS
70	69	0.00	2	0.0	0	PASS
127	198	40	60	52.4	12778	PASS
197	198	0.00	1	0.0	0	PASS
198	198	100	100	100.0	24400	PASS
199	198	5	9	7.6	1851	PASS
275	198	10	30	20.2	4924	PASS
365	198	1	100	1.5	365	PASS
441	443	0.01	100	75.9	1420	PASS
442	198	40	100	41.6	10153	PASS
443	442	17	23	18.4	1870	PASS

Data File	Sample Number	Analysis Date:
5M100053.D	CAL BNA@10PPM	06/05/17 10:36
5M100054.D	CAL BNA@50PPM	06/05/17 10:59
5M100055.D	CAL BNA@196PP	06/05/17 11:34
5M100056.D	CAL BNA@160PP	06/05/17 12:02
5M100057.D	CAL BNA@120PP	06/05/17 12:25
5M100058.D	CAL BNA@80PPM	06/05/17 12:48
5M100059.D	CAL BNA@20PPM	06/05/17 13:16
5M100060.D	CAL BNA@2PPM	06/05/17 13:39
5M100061.D	CAL BNA@.5PPM	06/05/17 14:03
5M100062.D	CAL BNA@50PPM	06/05/17 14:26
5M100063.D	ICV BNA@50PPM	06/05/17 14:49
5M100064.D	AC98123-001(3X)	06/05/17 15:51
5M100065.D	AC98028-001(T)	06/05/17 16:14
5M100066.D	WMB60037(MS)	06/05/17 16:37
5M100067.D	WMB60037	06/05/17 17:01
5M100068.D	EF-SPLP V-256433	06/05/17 17:25
5M100069.D	EF-SPLP V-256433	06/05/17 17:48
5M100070.D	AC97973-011(T)	06/05/17 18:12
5M100071.D	AC97973-011(T)(M	06/05/17 18:36
5M100072.D	AC97973-011(T)(M	06/05/17 18:59
5M100073.D	AC98171-007(MS:	06/05/17 19:23
5M100074.D	AC98171-002(R)	06/05/17 19:46
5M100075.D	AC98171-003(R)	06/05/17 20:10
5M100076.D	AC98171-005(R)	06/05/17 20:33
5M100077.D	AC98203-001	06/05/17 20:57
5M100078.D	AC98203-002	06/05/17 21:20
5M100079.D	AC98223-001	06/05/17 21:44

Data Path : G:\GcMsData\2017\GCMS_5\Data\06-05-17\
Data File : 5M100052.D
Acq On : 5 Jun 2017 9:01
Operator : AH/JB
Sample : CAL DFTPP
Misc : A,BNA
ALS Vial : 1 Sample Multiplier: 1

Integration File: LSCINT.P

Method : G:\GCMSDATA\2017\GCMS_5\METHODQT\5M_0427.M
Title : @GCMS_5,mg,625,8270
Last Update : Thu Apr 27 11:59:14 2017

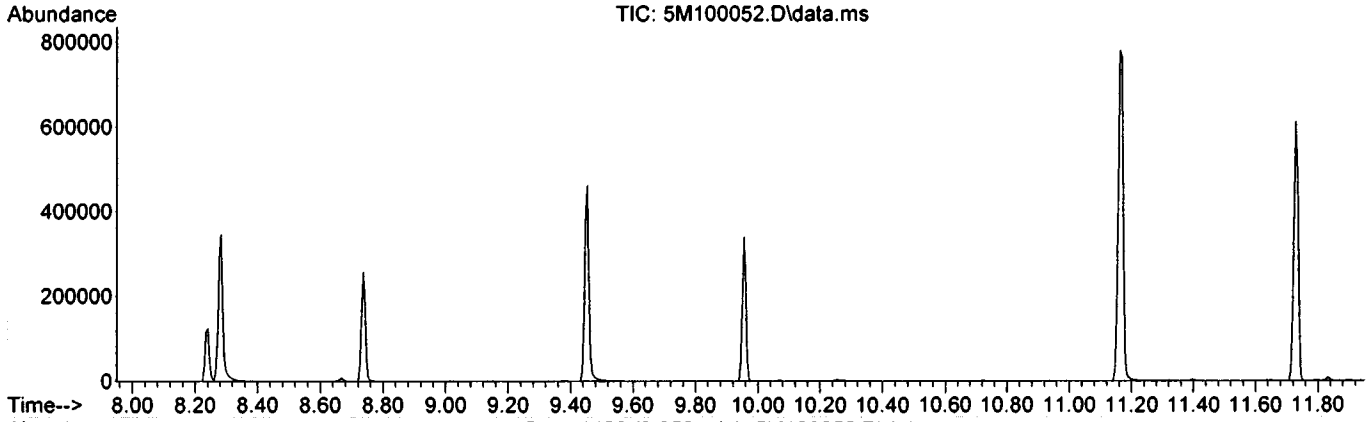

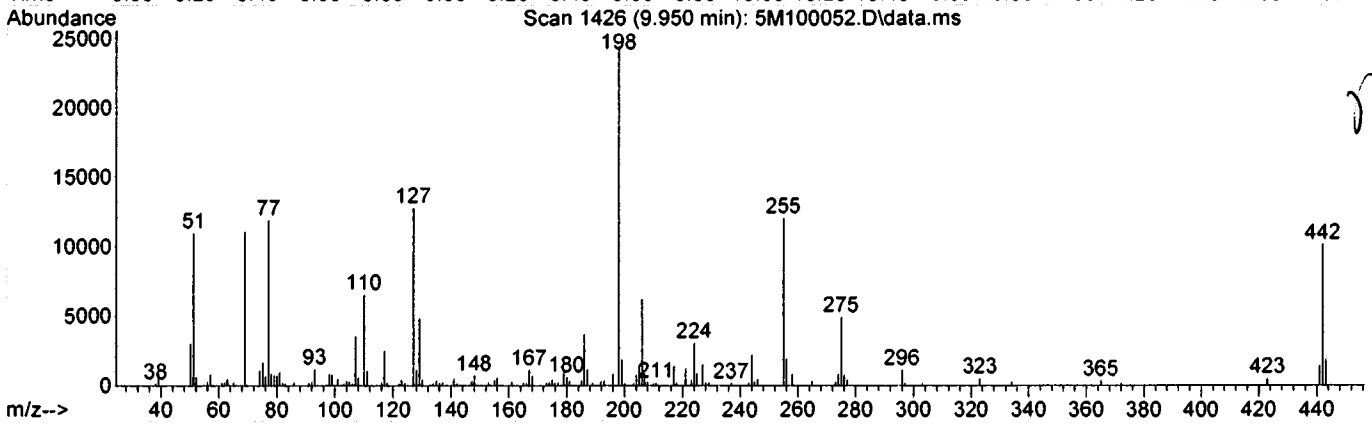

Spectrum Information: Scan 1426

Target Mass	Rel. to Mass	Lower Limit%	Upper Limit%	Rel. Abn%	Raw Abn	Result Pass/Fail
51	198	30	60	45.0	10971	PASS
68	69	0.00	2	0.0	0	PASS
69	198	0.00	100	45.2	11025	PASS
70	69	0.00	2	0.0	0	PASS
127	198	40	60	52.4	12778	PASS
197	198	0.00	1	0.0	0	PASS
198	198	100	100	100.0	24400	PASS
199	198	5	9	7.6	1851	PASS
275	198	10	30	20.2	4924	PASS
365	198	1	100	1.5	365	PASS
441	443	0.01	100	75.9	1420	PASS
442	198	40	100	41.6	10153	PASS
443	442	17	23	18.4	1870	PASS

Form 5

Tune Name: CAL DFTPP
Instrument: GCMS 7

Data File: 7M84391.D
Analysis Date: 06/05/17 09:53
Method: EPA 8270D

Tune Scan/Time Range: Scan 1434

Tgt Mass	Rel Mass	Lo Lim	Hi Lim	Rel Abund	Raw Abund	Pass/ Fail
51	198	30	60	40.6	27264	PASS
68	69	0.00	2	0.0	0	PASS
69	198	0.00	100	46.5	31192	PASS
70	69	0.00	2	1.0	321	PASS
127	198	40	60	53.9	36176	PASS
197	198	0.00	1	0.0	0	PASS
198	198	100	100	100.0	67136	PASS
199	198	5	9	6.8	4539	PASS
275	198	10	30	20.6	13799	PASS
365	198	1	100	2.0	1311	PASS
441	443	0.01	100	62.8	3913	PASS
442	198	40	100	43.1	28912	PASS
443	442	17	23	21.5	6228	PASS

Data File	Sample Number	Analysis Date:
7M84392.D	CAL BNA@50PPM	06/05/17 10:17
7M84393.D	CAL BNA@50PPM	06/05/17 10:41
7M84394.D	CAL BNA@10PPM	06/05/17 11:05
7M84395.D	CAL BNA@196PP	06/05/17 11:31
7M84396.D	CAL BNA@160PP	06/05/17 11:54
7M84397.D	CAL BNA@120PP	06/05/17 12:18
7M84398.D	CAL BNA@80PPM	06/05/17 12:42
7M84399.D	CAL BNA@20PPM	06/05/17 13:05
7M84400.D	CAL BNA@2PPM	06/05/17 13:29
7M84401.D	CAL BNA@.5PPM	06/05/17 13:53
7M84402.D	ICV BNA@50PPM	06/05/17 14:16

Data Path : G:\GcMsData\2017\GCMS_7\Data\06-05-17\
Data File : 7M84391.D
Acq On : 5 Jun 2017 9:53
Operator : AH/JB
Sample : CAL DFTPP
Misc : A,BNA
ALS Vial : 1 Sample Multiplier: 1

Integration File: LSCINT.P

Method : G:\GCMSDATA\2017\GCMS_7\METHODQT\7M_0428.M
Title : @GCMS_7,mg,625,8270
Last Update : Fri Apr 28 17:22:01 2017

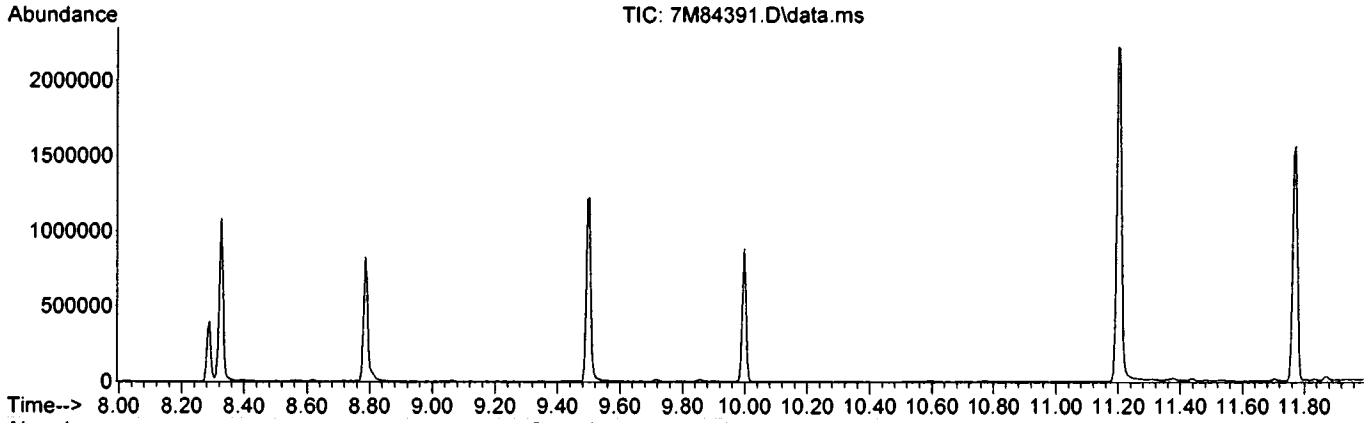

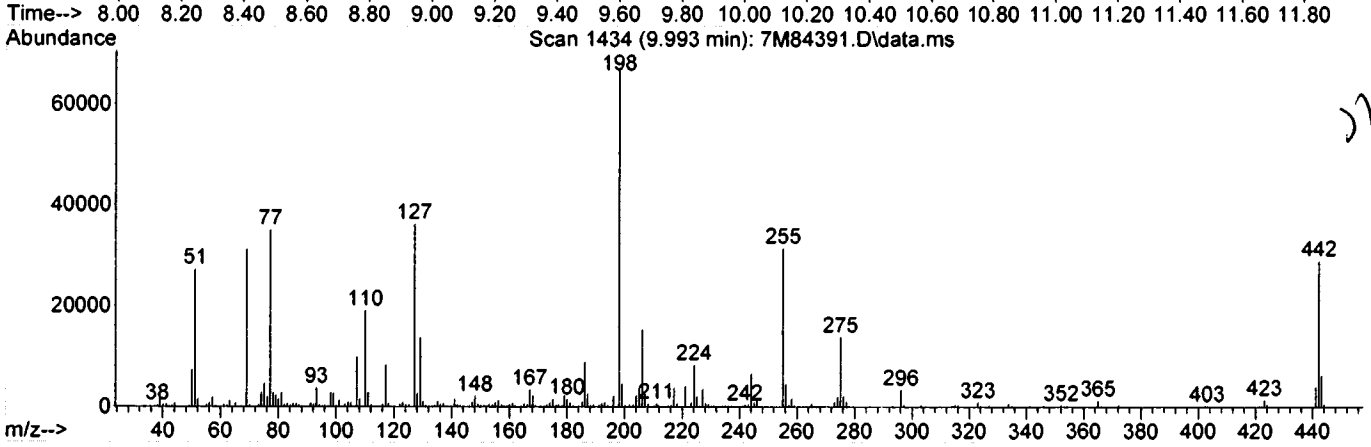

Spectrum Information: Scan 1434

Target Mass	Rel. to Mass	Lower Limit%	Upper Limit%	Rel. Abn%	Raw Abn	Result Pass/Fail
51	198	30	60	40.6	27264	PASS
68	69	0.00	2	0.0	0	PASS
69	198	0.00	100	46.5	31192	PASS
70	69	0.00	2	1.0	321	PASS
127	198	40	60	53.9	36176	PASS
197	198	0.00	1	0.0	0	PASS
198	198	100	100	100.0	67136	PASS
199	198	5	9	6.8	4539	PASS
275	198	10	30	20.6	13799	PASS
365	198	1	100	2.0	1311	PASS
441	443	0.01	100	62.8	3913	PASS
442	198	40	100	43.1	28912	PASS
443	442	17	23	21.5	6228	PASS

Form 5

Tune Name: CAL DFTPP
Instrument: GCMS 7

Data File: 7M85154.D
Analysis Date: 06/30/17 08:54
Method: EPA 8270D

Tune Scan/Time Range: Scan 1427

Tgt Mass	Rel Mass	Lo Lim	Hi Lim	Rel Abund	Raw Abund	Pass/ Fail
51	198	30	60	42.0	64904	PASS
68	69	0.00	2	0.0	0	PASS
69	198	0.00	100	42.1	65112	PASS
70	69	0.00	2	0.5	355	PASS
127	198	40	60	52.3	80936	PASS
197	198	0.00	1	0.0	0	PASS
198	198	100	100	100.0	154624	PASS
199	198	5	9	6.7	10387	PASS
275	198	10	30	23.4	36256	PASS
365	198	1	100	2.9	4481	PASS
441	443	0.01	100	75.0	13798	PASS
442	198	40	100	63.2	97656	PASS
443	442	17	23	18.8	18400	PASS

Data File	Sample Number	Analysis Date:
7M85155.D	CAL BNA@50PPM	06/30/17 09:30
7M85156.D	AC98694-001	06/30/17 10:09
7M85157.D	SMB60311	06/30/17 10:32
7M85158.D	AC98714-001	06/30/17 10:55
7M85159.D	AC98714-002	06/30/17 11:18
7M85160.D	AC98700-004	06/30/17 11:42
7M85161.D	AC98700-005	06/30/17 12:05
7M85162.D	AC98694-001	06/30/17 12:28
7M85163.D	98687-006(10X)	06/30/17 12:52
7M85164.D	AC98597-003(3X)	06/30/17 13:15
7M85165.D	AC98601-001(3X)	06/30/17 13:38
7M85166.D	AC98601-004(3X)	06/30/17 14:02
7M85167.D	AC98687-006(10X)	06/30/17 14:25
7M85168.D	AC98714-001(3X)	06/30/17 14:48
7M85169.D	SMB60320	06/30/17 15:12
7M85170.D	SMB60324	06/30/17 15:35
7M85171.D	AC98711-005	06/30/17 15:59
7M85172.D	AC98711-006	06/30/17 16:22
7M85173.D	AC98711-007	06/30/17 16:46
7M85174.D	AC98711-008	06/30/17 17:09
7M85175.D	AC98711-009	06/30/17 17:33
7M85176.D	AC98703-002(R)	06/30/17 17:57
7M85177.D	AC98597-003(3X)	06/30/17 18:20
7M85178.D	AC98597-003(3X)(	06/30/17 18:44
7M85179.D	AC98597-003(3X)(	06/30/17 19:07
7M85180.D	AC98601-002(3X)	06/30/17 19:30
7M85181.D	AC98601-005(3X)	06/30/17 19:54
7M85182.D	AC98716-001(3X)	06/30/17 20:17
7M85183.D	AC98722-001(3X)	06/30/17 20:41

Data Path : G:\GcMsData\2017\GCMS_7\Data\06-30-17\
Data File : 7M85154.D
Acq On : 30 Jun 2017 8:54
Operator : AH/JB
Sample : CAL DFTPP
Misc : A,BNA
ALS Vial : 1 Sample Multiplier: 1

Integration File: LSCINT.P

Method : G:\GCMSDATA\2017\GCMS_7\METHODQT\7M_0605.M
Title : @GCMS_7,mg,625,8270
Last Update : Mon Jun 05 14:38:54 2017

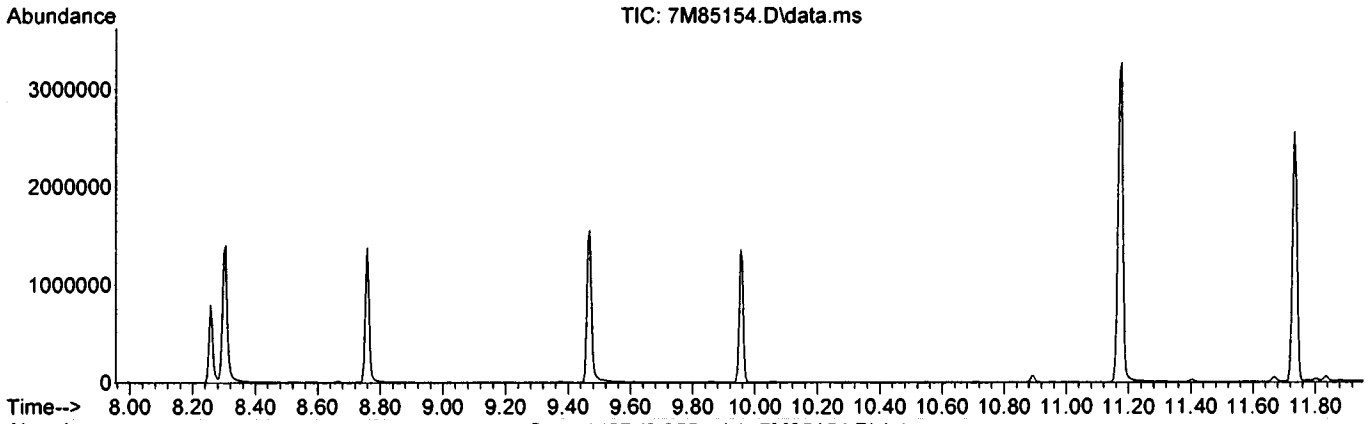

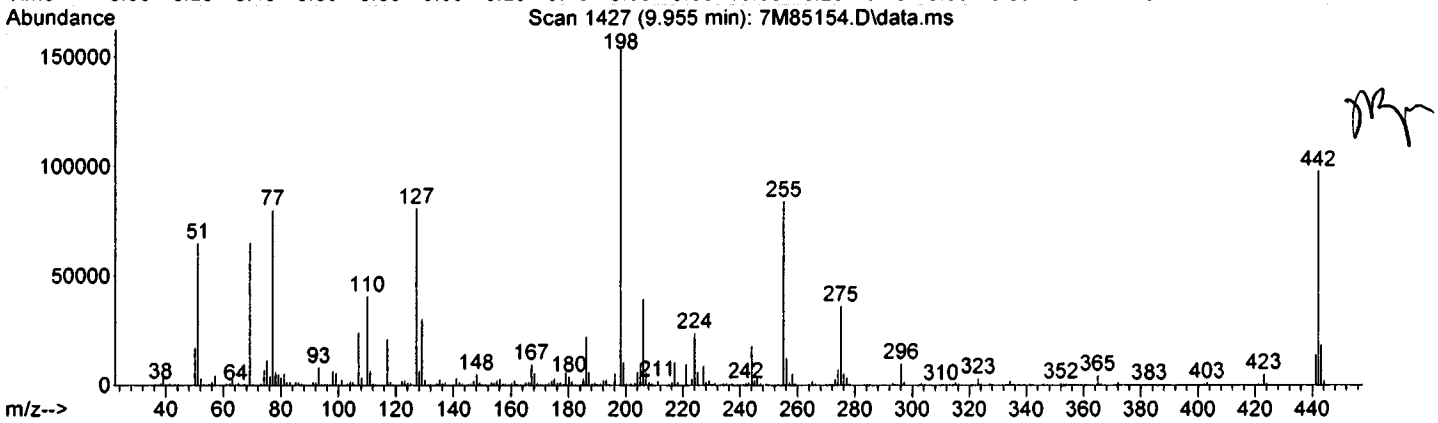

Spectrum Information: Scan 1427

Target Mass	Rel. to Mass	Lower Limit%	Upper Limit%	Rel. Abn%	Raw Abn	Result Pass/Fail
51	198	30	60	42.0	64904	PASS
68	69	0.00	2	0.0	0	PASS
69	198	0.00	100	42.1	65112	PASS
70	69	0.00	2	0.5	355	PASS
127	198	40	60	52.3	80936	PASS
197	198	0.00	1	0.0	0	PASS
198	198	100	100	100.0	154624	PASS
199	198	5	9	6.7	10387	PASS
275	198	10	30	23.4	36256	PASS
365	198	1	100	2.9	4481	PASS
441	443	0.01	100	75.0	13798	PASS
442	198	40	100	63.2	97656	PASS
443	442	17	23	18.8	18400	PASS

Form 5

Tune Name: CAL DFTPP
Instrument: GCMS 5

Data File: 5M100430.D
Analysis Date: 06/30/17 10:19
Method: EPA 8270D

Tune Scan/Time Range: Scan 1425

Tgt Mass	Rel Mass	Lo Lim	Hi Lim	Rel Abund	Raw Abund	Pass/ Fail
51	198	30	60	40.8	13649	PASS
68	69	0.00	2	0.0	0	PASS
69	198	0.00	100	40.4	13503	PASS
70	69	0.00	2	0.0	0	PASS
127	198	40	60	49.9	16680	PASS
197	198	0.00	1	0.0	0	PASS
198	198	100	100	100.0	33440	PASS
199	198	5	9	6.6	2206	PASS
275	198	10	30	20.2	6743	PASS
365	198	1	100	2.2	731	PASS
441	443	0.01	100	61.6	2358	PASS
442	198	40	100	54.2	18128	PASS
443	442	17	23	21.1	3830	PASS

Data File	Sample Number	Analysis Date:
5M100431.D	CAL BNA@50PPM	06/30/17 10:42
5M100432.D	98265-001(R)	06/30/17 11:07
5M100433.D	98265-002(MDL)	06/30/17 11:30
5M100434.D	SMB60320(MS)	06/30/17 12:47
5M100435.D	SMB60320	06/30/17 13:10
5M100436.D	WMB60319(MS)	06/30/17 13:45
5M100437.D	WMB60319	06/30/17 14:09
5M100438.D	EF-1 V-258920(06/	06/30/17 14:55
5M100439.D	AC98724-002(T)	06/30/17 15:18
5M100440.D	SMB60324(MS)	06/30/17 15:42
5M100441.D	SMB60324	06/30/17 16:06
5M100442.D	AC98724-002(T)(M	06/30/17 16:30
5M100443.D	AC98724-002(T)(M	06/30/17 16:55
5M100444.D	AC98724-003(T)	06/30/17 17:19
5M100445.D	AC98725-001	06/30/17 17:43
5M100446.D	AC98725-002	06/30/17 18:07
5M100447.D	AC98725-003	06/30/17 18:31
5M100448.D	AC98733-001	06/30/17 18:55
5M100449.D	AC98733-002	06/30/17 19:19
5M100450.D	AC98733-003	06/30/17 19:43
5M100451.D	AC98733-004	06/30/17 20:07
5M100452.D	AC98733-005	06/30/17 20:31
5M100453.D	AC98733-006	06/30/17 20:54
5M100454.D	AC98727-001	06/30/17 21:18
5M100455.D	AC98727-002	06/30/17 21:42

Data Path : G:\GcMsData\2017\GCMS_5\Data\06-30-17\
Data File : 5M100430.D
Acq On : 30 Jun 2017 10:19
Operator : AH/JB
Sample : CAL DFTPP
Misc : A,BNA
ALS Vial : 1 Sample Multiplier: 1

Integration File: LSCINT.P

Method : G:\GCMSDATA\2017\GCMS_5\METHODQT\5M_0605.M
Title : @GCMS_5,mg,625,8270
Last Update : Mon Jun 05 15:23:25 2017

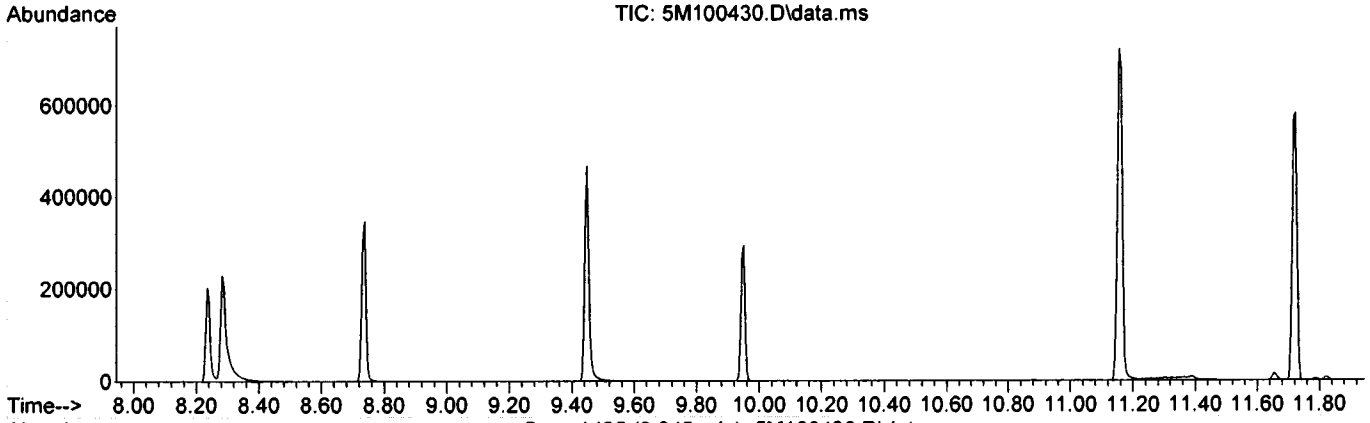

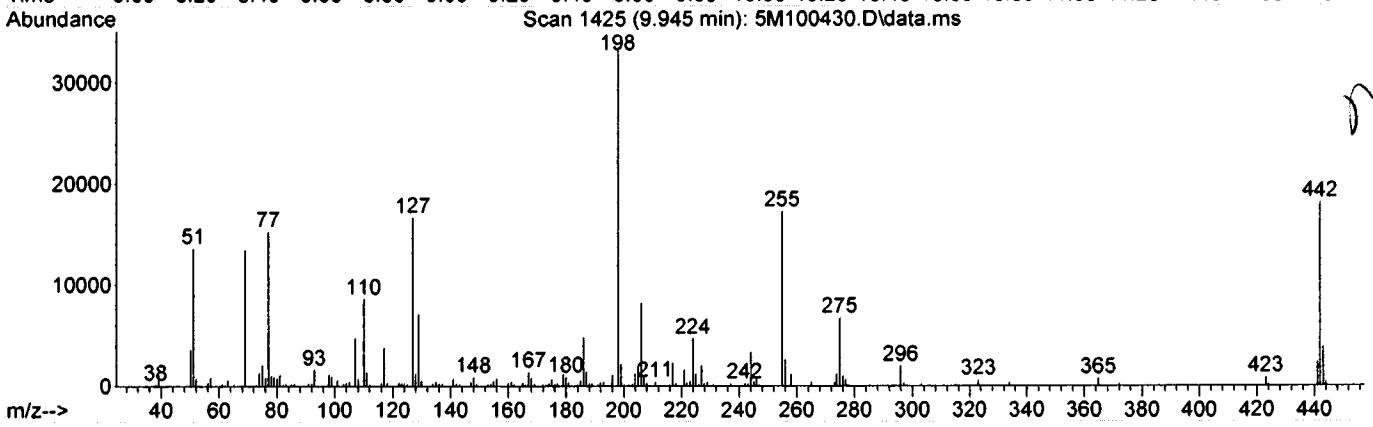

Spectrum Information: Scan 1425

Target Mass	Rel. to Mass	Lower Limit%	Upper Limit%	Rel. Abn%	Raw Abn	Result Pass/Fail
51	198	30	60	40.8	13649	PASS
68	69	0.00	2	0.0	0	PASS
69	198	0.00	100	40.4	13503	PASS
70	69	0.00	2	0.0	0	PASS
127	198	40	60	49.9	16680	PASS
197	198	0.00	1	0.0	0	PASS
198	198	100	100	100.0	33440	PASS
199	198	5	9	6.6	2206	PASS
275	198	10	30	20.2	6743	PASS
365	198	1	100	2.2	731	PASS
441	443	0.01	100	61.6	2358	PASS
442	198	40	100	54.2	18128	PASS
443	442	17	23	21.1	3830	PASS

Form 6
Initial Calibration

Method: EPA 8270D

Instrument: GCMS_7

Level #:	Data File:	Cal Identifier:	Analysis Date/Time	Level #:	Data File:	Cal Identifier:	Analysis Date/Time
1	7M84393.D	CAL BNA@50PPM	06/05/17 10:41	2	7M84400.D	CAL BNA@2PPM	06/05/17 13:29
3	7M84394.D	CAL BNA@10PPM	06/05/17 11:05	4	7M84399.D	CAL BNA@20PPM	06/05/17 13:05
5	7M84398.D	CAL BNA@80PPM	06/05/17 12:42	6	7M84397.D	CAL BNA@120PPM	06/05/17 12:18
7	7M84396.D	CAL BNA@160PPM	06/05/17 11:54	8	7M84395.D	CAL BNA@196PPM	06/05/17 11:31
9	7M84401.D	CAL BNA@.5PPM	06/05/17 13:53				

Compound	Col	Mr	Fit:	RF1	RF2	RF3	RF4	RF5	RF6	RF7	RF8	RF9	AvgRf	RT	Corr1	Corr2	%Rsd		Calibration Level Concentrations Lvl1	Lvl2	Lvl3	Lvl4	Lvl5	Lvl6	Lvl7	Lvl8	Lvl9
1,4-Dioxane	1	0	Qua	1.0447	1.6225	0.9559	1.0313	1.0238	1.0168	1.0156	0.9985	1.7485	1.16	2.57	1.00	1.00	26		50.00	2.00	10.00	20.00	80.00	120.0	160.0	196.0	0.50
Pyridine	1	0	Avg	2.9924	3.2136	2.5092	2.5974	2.8614	2.9575	2.8804	2.7809	-----	2.85	3.03	0.999	0.999	7.8		50.00	2.00	10.00	20.00	80.00	120.0	160.0	196.0	
N-Nitrosodimethylamin	1	0	Avg	1.6857	1.8380	1.4220	1.5470	1.6625	1.7173	1.6867	1.6590	-----	1.65	2.95	0.999	0.999	7.4		50.00	2.00	10.00	20.00	80.00	120.0	160.0	196.0	
2-Fluorophenol	1	0	Avg	2.4662	2.5965	2.0544	2.2444	2.4332	2.5140	2.4870	2.4238	-----	2.40	4.61	0.994	0.997	7.2		50.00	2.00	10.00	20.00	80.00	120.0	160.0	196.0	
Benzaldehyde	1	0	Avg	1.4611	1.6480	1.3238	1.4001	1.3858	1.3365	1.0988	1.1318	-----	1.35	5.42	0.982	0.994	13	0.01	50.00	2.00	10.00	20.00	80.00	120.0	160.0	196.0	
Aniline	1	0	Avg	3.2279	3.1027	2.5446	3.0505	3.6428	3.6969	3.6006	3.4341	4.1482	3.38	5.52	0.998	0.998	14		50.00	2.00	10.00	20.00	80.00	120.0	160.0	196.0	0.50
Pentachloroethane	1	0	Avg	0.8156	1.0078	0.7337	0.7887	0.8041	0.8131	0.7749	0.7619	-----	0.813	5.56	0.999	1.00	10	0.05	50.00	2.00	10.00	20.00	80.00	120.0	160.0	196.0	
bis(2-Chloroethyl)ether	1	0	Qua	2.5218	3.0116	2.2956	2.4027	2.4364	2.4562	2.3385	2.2654	4.0303	2.64	5.57	0.998	1.00	21	0.70	50.00	2.00	10.00	20.00	80.00	120.0	160.0	196.0	0.50
Phenol-d5	1	0	Avg	3.2759	3.3585	2.7999	2.9699	3.1846	3.2762	3.1739	3.0759	-----	3.14	5.49	0.999	1.00	5.9		50.00	2.00	10.00	20.00	80.00	120.0	160.0	196.0	
Phenol	1	0	Avg	3.5939	4.0509	3.1050	3.3188	3.5211	3.6051	3.4436	3.3151	-----	3.49	5.50	0.998	0.999	8.0	0.80	50.00	2.00	10.00	20.00	80.00	120.0	160.0	196.0	
2-Chlorophenol	1	0	Avg	2.7156	2.9363	2.4006	2.5557	2.6626	2.7259	2.6585	2.5758	-----	2.65	5.62	0.999	1.00	5.9	0.80	50.00	2.00	10.00	20.00	80.00	120.0	160.0	196.0	
N-Decane	1	0	Avg	2.2038	2.6247	2.0058	2.1170	2.1078	2.0901	1.9259	1.8947	-----	2.12	5.68	0.996	0.999	11	0.05	50.00	2.00	10.00	20.00	80.00	120.0	160.0	196.0	
1,3-Dichlorobenzene	1	0	Avg	2.8703	3.4818	2.5616	2.7498	2.7815	2.8143	2.7067	2.6261	-----	2.82	5.76	0.998	1.00	10		50.00	2.00	10.00	20.00	80.00	120.0	160.0	196.0	
1,4-Dichlorobenzene	1	0	Avg	1.5137	1.9068	1.3939	1.4621	1.5040	1.5202	1.4548	1.4336	-----	1.52	5.81	0.999	1.00	11		50.00	2.00	10.00	20.00	80.00	120.0	160.0	196.0	
1,2-Dichlorobenzene	1	0	Avg	1.4558	1.7335	1.2978	1.3712	1.4064	1.4552	1.3824	1.3602	-----	1.43	5.94	0.999	0.999	9.2		50.00	2.00	10.00	20.00	80.00	120.0	160.0	196.0	
Benzyl alcohol	1	0	Avg	0.9237	0.9811	0.7796	0.8410	0.9111	0.9394	0.9143	0.9031	-----	0.899	5.92	0.999	0.999	6.9		50.00	2.00	10.00	20.00	80.00	120.0	160.0	196.0	
bis(2-chloroisopropyl)e	1	0	Avg	1.4401	1.7365	1.3011	1.3553	1.3827	1.4105	1.3201	1.3090	-----	1.41	6.03	0.998	0.999	10	0.01	50.00	2.00	10.00	20.00	80.00	120.0	160.0	196.0	
2-Methylphenol	1	0	Avg	1.2796	1.4486	1.1327	1.1845	1.2405	1.3011	1.2541	1.2287	1.7684	1.32	6.01	0.999	0.999	15	0.70	50.00	2.00	10.00	20.00	80.00	120.0	160.0	196.0	0.50
Acetophenone	1	0	Avg	1.7788	2.1694	1.6178	1.6997	1.6850	1.6515	1.4334	1.4290	-----	1.68	6.13	0.992	0.998	14	0.01	50.00	2.00	10.00	20.00	80.00	120.0	160.0	196.0	
Hexachloroethane	1	0	Avg	0.5418	0.6090	0.4792	0.5108	0.5273	0.5418	0.5208	0.5122	-----	0.530	6.22	0.999	1.00	7.1	0.30	50.00	2.00	10.00	20.00	80.00	120.0	160.0	196.0	
N-Nitroso-di-n-propyla	1	0	Qua	0.9187	1.1038	0.8266	0.8737	0.8601	0.8309	0.7273	0.7175	1.2773	0.904	6.13	0.992	0.999	20	0.50	50.00	2.00	10.00	20.00	80.00	120.0	160.0	196.0	0.50
3&4-Methylphenol	1	0	Avg	1.3236	1.4774	1.1923	1.2379	1.2854	1.2576	1.0944	1.0838	1.7627	1.30	6.13	0.991	0.998	16		50.00	2.00	10.00	20.00	80.00	120.0	160.0	196.0	0.50
Nitrobenzene-d5	1	0	Avg	0.1641	0.1840	0.1395	0.1476	0.1643	0.1692	0.1672	0.1668	-----	0.163	6.25	1.00	1.00	8.4		25.00	1.00	5.00	10.00	40.00	60.00	80.00	98.00	
Nitrobenzene	1	0	Avg	0.3431	0.3856	0.2990	0.3129	0.3283	0.3326	0.3200	0.3204	-----	0.330	6.26	0.999	1.00	7.9	0.20	50.00	2.00	10.00	20.00	80.00	120.0	160.0	196.0	
Isophorone	1	0	Avg	0.6286	0.6782	0.5347	0.5733	0.6215	0.6173	0.5989	0.6014	-----	0.607	6.46	0.999	1.00	6.9	0.40	50.00	2.00	10.00	20.00	80.00	120.0	160.0	196.0	
2-Nitrophenol	1	0	Avg	0.1932	0.1842	0.1489	0.1644	0.1904	0.1982	0.1964	0.1947	-----	0.184	6.52	1.00	1.00	9.7	0.10	50.00	2.00	10.00	20.00	80.00	120.0	160.0	196.0	
2,4-Dimethylphenol	1	0	Avg	0.3390	0.3693	0.2886	0.3079	0.3326	0.3346	0.3210	0.3197	0.4773	0.343	6.55	0.999	0.999	16	0.20	50.00	2.00	10.00	20.00	80.00	120.0	160.0	196.0	0.50
Benzoic Acid	1	0	Qua	0.1471	-----	0.0311	0.0606	0.1946	0.2323	0.2620	0.2479	-----	0.168	6.61	0.992	0.993	55		50.00		10.00	20.00	80.00	120.0	160.0	196.0	
bis(2-Chloroethoxy)me	1	0	Avg	0.4048	0.4717	0.3595	0.3735	0.3971	0.3976	0.3822	0.3796	-----	0.396	6.62	0.999	1.00	8.6	0.30	50.00	2.00	10.00	20.00	80.00	120.0	160.0	196.0	
2,4-Dichlorophenol	1	0	Avg	0.3046	0.3071	0.2598	0.2739	0.3047	0.3094	0.3047	0.3001	0.3718	0.304	6.71	0.999	0.999	10	0.20	50.00	2.00	10.00	20.00	80.00	120.0	160.0	196.0	0.50
1,2,4-Trichlorobenzen	1	0	Avg	0.3271	0.3817	0.2890	0.3002	0.3210	0.3254	0.3146	0.3116	-----	0.321	6.78	0.999	1.00	8.6		50.00	2.00	10.00	20.00	80.00	120.0	160.0	196.0	
Naphthalene	1	0	Qua	1.0506	1.2920	0.9225	0.9718	1.0260	1.0180	0.9617	0.9603	1.7304	1.10	6.84	0.998	1.00	23	0.70	50.00	2.00	10.00	20.00	80.00	120.0	160.0	196.0	0.50
4-Chloroaniline	1	0	Qua	0.3309	0.3610	0.2898	0.3141	0.3660	0.3083	0.2226	0.2219	0.4167	0.315	6.87	0.958	0.989	20	0.01	50.00	2.00	10.00	20.00	80.00	120.0	160.0	196.0	0.50
Hexachlorobutadiene	1	0	Avg	0.1738	0.2129	0.1530	0.1588	0.1705	0.1732	0.1710	0.1685	-----	0.173	6.93	1.00	1.00	10	0.01	50.00	2.00	10.00	20.00	80.00	120.0	160.0	196.0	
Caprolactam	1	0	Avg	0.1205	0.1057	0.0956	0.1040	0.1209	0.1225	0.1310	0.1311	-----	0.116	7.14	0.997	0.999	11	0.01	50.00	2.00	10.00	20.00	80.00	120.0	160.0	196.0	
4-Chloro-3-methylphe	1	0	Avg	0.2976	0.3054	0.2544	0.2661	0.2934	0.2981	0.2901	0.2880	-----	0.287	7.24	0.999	0.999	6.1	0.20	50.00	2.00	10.00	20.00	80.00	120.0	160.0	196.0	
2-Methylnaphthalene	1	0	Avg	0.7538	0.9008	0.6523	0.6952	0.7394	0.7435	0.6965	0.6962	-----	0.735	7.37	0.998	0.999	10	0.40	50.00	2.00	10.00	20.00	80.00	120.0	160.0	196.0	
1-Methylnaphthalene	1	0	Avg	0.6952	0.8272	0.6160	0.6415	0.6815	0.6852	0.6517	0.6473	-----	0.681	7.46	0.999	1.00	9.5	0.40	50.00	2.00	10.00	20.00	80.00	120.0	160.0	196.0	
Methylnaphthalenes (	1	0	Avg	0.7244	0.8640	0.6342	0.6692	0.7102	0.7143	0.6740	0.6718	-----	0.708	7.37	0.998	1.00	9.9		100.0	4.00	20.00	40.00	160.0	240.0	320.0	392.0	
1,1'-Biphenyl	1	0	Avg	0.8890	1.0374	0.7661	0.8258	0.8724	0.8790	0.8291	0.8275	-----	0.866	7.75	0.998	1.00	9.2	0.01	50.00	2.00	10.00	20.00	80.00	120.0	160.0	196.0	
1,2,4,5-Tetrachloroben	1	0	Avg	0.5283	0.6396	0.4656	0.4902	0.5231	0.5275	0.5052	0.5010	-----	0.523	7.51	0.999	0.999	9.9	0.01	50.00	2.00	10.00	20.00	80.00	120.0	160.0	196.0	

Flags
a - failed the min rf criteria
c - failed the minimum correlation coeff criteria(if applicable)

Note: Avg Rsd: 11.8
Corr 1 = Correlation Coefficient for linear Eq.
Corr 2 = Correlation Coefficient for quad Eq.
Fit = Indicates whether Avg RF, Linear, or Quadratic Curve was used for compound.

7062812 0220

7062812 0221

Form 6
Initial Calibration

Method: EPA 8270D

Instrument: GCMS_7

Level #:	Data File:	Cal Identifier:	Analysis Date/Time	Level #:	Data File:	Cal Identifier:	Analysis Date/Time
1	7M84393.D	CAL BNA@50PPM	06/05/17 10:41	2	7M84400.D	CAL BNA@2PPM	06/05/17 13:29
3	7M84394.D	CAL BNA@10PPM	06/05/17 11:05	4	7M84399.D	CAL BNA@20PPM	06/05/17 13:05
5	7M84398.D	CAL BNA@80PPM	06/05/17 12:42	6	7M84397.D	CAL BNA@120PPM	06/05/17 12:18
7	7M84396.D	CAL BNA@160PPM	06/05/17 11:54	8	7M84395.D	CAL BNA@196PPM	06/05/17 11:31
9	7M84401.D	CAL BNA@.5PPM	06/05/17 13:53				

Compound	Col	Mr	Fit:	RF1	RF2	RF3	RF4	RF5	RF6	RF7	RF8	RF9	AvgRf	RT	Corr1	Corr2	%Rsd		Calibration Level Concentrations Lvl1	Lvl2	Lvl3	Lvl4	Lvl5	Lvl6	Lvl7	Lvl8	Lvl9
Hexachlorocyclopenta	1	0	Qua	0.2451	0.0975	0.1312	0.1760	0.2660	0.2879	0.2925	0.2857	-----	0.223	7.50	0.998	0.998	35	0.05	50.00	2.00	10.00	20.00	80.00	120.0	160.0	196.0	
2,4,6-Trichlorophenol	1	0	Avg	0.3678	0.3399	0.3079	0.3475	0.3713	0.3800	0.3760	0.3726	-----	0.358	7.60	1.00	1.00	6.9	0.20	50.00	2.00	10.00	20.00	80.00	120.0	160.0	196.0	
2,4,5-Trichlorophenol	1	0	Avg	0.3896	0.3693	0.3214	0.3218	0.3870	0.3964	0.3935	0.3872	-----	0.371	7.63	1.00	1.00	8.5	0.20	50.00	2.00	10.00	20.00	80.00	120.0	160.0	196.0	
2-Fluorobiphenyl	1	0	Avg	1.3002	1.5240	1.1656	1.1884	1.2741	1.3114	1.2915	1.2697	-----	1.29	7.66	0.999	0.999	8.4		25.00	1.00	5.00	10.00	40.00	60.00	80.00	98.00	
2-Chloronaphthalene	1	0	Avg	1.1386	1.3431	1.0028	1.0412	1.0934	1.1026	1.0537	1.0447	-----	1.10	7.78	0.999	1.00	9.6	0.80	50.00	2.00	10.00	20.00	80.00	120.0	160.0	196.0	
1,4-Dimethylnaphthale	1	0	Avg	0.9289	1.0913	0.8114	0.8456	0.8994	0.8898	0.8095	0.8120	-----	0.886	8.06	0.997	0.999	11		50.00	2.00	10.00	20.00	80.00	120.0	160.0	196.0	
Dimethylnaphthalenes	1	0	Avg	0.9289	1.0913	0.8114	0.8456	0.8994	0.8898	0.8095	0.8120	-----	0.886	8.06	0.997	0.999	11		50.00	2.00	10.00	20.00	80.00	120.0	160.0	196.0	
Diphenyl Ether	1	0	Avg	0.7749	0.9169	0.6808	0.7222	0.7622	0.7727	0.7436	0.7310	-----	0.763	7.83	0.999	1.00	9.1		50.00	2.00	10.00	20.00	80.00	120.0	160.0	196.0	
2-Nitroaniline	1	0	Avg	0.3445	0.3503	0.2935	0.3074	0.3326	0.3287	0.3121	0.3078	-----	0.322	7.85	0.998	1.00	6.2	0.01	50.00	2.00	10.00	20.00	80.00	120.0	160.0	196.0	
Coumarin	1	0	Avg	0.4751	0.5340	0.4164	0.4351	0.4645	0.4644	0.4442	0.4446	-----	0.460	8.03	0.999	1.00	7.7		50.00	2.00	10.00	20.00	80.00	120.0	160.0	196.0	
Acenaphthylene	1	0	Avg	1.7639	2.0173	1.5253	1.6256	1.7419	1.7439	1.6659	1.6603	-----	1.72	8.13	0.999	0.999	8.4	0.90	50.00	2.00	10.00	20.00	80.00	120.0	160.0	196.0	
Dimethylphthalate	1	0	Avg	1.2766	1.4463	1.0965	1.1602	1.2529	1.2554	1.2050	1.1965	-----	1.24	7.99	0.999	1.00	8.3	0.01	50.00	2.00	10.00	20.00	80.00	120.0	160.0	196.0	
2,6-Dinitrotoluene	1	0	Avg	0.3033	0.2799	0.2494	0.2674	0.2947	0.2955	0.2696	0.2698	-----	0.279	8.05	0.996	0.999	6.5	0.20	50.00	2.00	10.00	20.00	80.00	120.0	160.0	196.0	
Acenaphthene	1	0	Avg	1.1198	1.3229	0.9686	1.0253	1.0943	1.0979	1.0316	1.0191	-----	1.08	8.28	0.998	1.00	10	0.90	50.00	2.00	10.00	20.00	80.00	120.0	160.0	196.0	
3-Nitroaniline	1	0	Qua	0.3060	0.2733	0.2510	0.2843	0.3119	0.3047	0.2714	0.2705	-----	0.284	8.20	0.993	0.998	7.6	0.01	50.00	2.00	10.00	20.00	80.00	120.0	160.0	196.0	
2,4-Dinitrophenol	1	0	Qua	0.0901	-----	0.0169	0.0447	0.1287	0.1464	0.1581	0.1527	-----	0.105	8.29	0.995	0.995	53	0.01	50.00		10.00	20.00	80.00	120.0	160.0	196.0	
Dibenzofuran	1	0	Qua	1.6445	1.9516	1.4247	1.5138	1.6212	1.6212	1.5447	1.5515	2.7017	1.73	8.44	0.999	1.00	23	0.80	50.00	2.00	10.00	20.00	80.00	120.0	160.0	196.0	0.50
2,4-Dinitrotoluene	1	0	Avg	0.4076	0.2848	0.2936	0.3469	0.4039	0.4097	0.4124	0.4059	-----	0.371	8.41	1.00	1.00	15	0.20	50.00	2.00	10.00	20.00	80.00	120.0	160.0	196.0	
4-Nitrophenol	1	0	Avg	0.2252	0.1553	0.1641	0.1868	0.2200	0.2244	0.2184	0.2186	-----	0.202	8.33	0.999	1.00	14	0.01	50.00	2.00	10.00	20.00	80.00	120.0	160.0	196.0	
2,3,4,6-Tetrachlorophe	1	0	Avg	0.3243	0.2290	0.2446	0.2825	0.3280	0.3391	0.3438	0.3416	-----	0.304	8.54	1.00	1.00	15	0.01	50.00	2.00	10.00	20.00	80.00	120.0	160.0	196.0	
Fluorene	1	0	Avg	1.3581	1.5168	1.1723	1.2456	1.3139	1.2996	1.2158	1.2211	-----	1.29	8.76	0.998	0.999	8.4	0.90	50.00	2.00	10.00	20.00	80.00	120.0	160.0	196.0	
4-Chlorophenyl-phenyl	1	0	Avg	0.6435	0.7165	0.5527	0.5893	0.6458	0.6406	0.6276	0.6244	-----	0.630	8.75	1.00	1.00	7.5	0.40	50.00	2.00	10.00	20.00	80.00	120.0	160.0	196.0	
Diethylphthalate	1	0	Avg	1.2587	1.3439	1.0644	1.1150	1.2362	1.2372	1.1826	1.1879	-----	1.20	8.62	0.999	1.00	7.2	0.01	50.00	2.00	10.00	20.00	80.00	120.0	160.0	196.0	
4-Nitroaniline	1	0	Avg	0.3626	0.3029	0.2849	0.3147	0.3552	0.3555	0.3418	0.3430	-----	0.333	8.76	0.999	1.00	8.5	0.01	50.00	2.00	10.00	20.00	80.00	120.0	160.0	196.0	
Atrazine	1	0	Avg	0.3537	0.3146	0.2809	0.3098	0.3464	0.3520	0.3447	0.3466	-----	0.331	9.38	1.00	1.00	7.9	0.01	50.00	2.00	10.00	20.00	80.00	120.0	160.0	196.0	
4,6-Dinitro-2-methylph	1	0	Qua	0.0945	-----	0.0342	0.0616	0.1159	0.1279	0.1364	0.1318	-----	0.100	8.79	0.995	0.997	39	0.01	50.00		10.00	20.00	80.00	120.0	160.0	196.0	
n-Nitrosodiphenylamin	1	0	Avg	0.6318	0.6910	0.5408	0.5756	0.6329	0.6464	0.6291	0.6208	-----	0.621	8.86	0.999	0.999	7.3	0.01	50.00	2.00	10.00	20.00	80.00	120.0	160.0	196.0	
2,4,6-Tribromophenol	1	0	Avg	0.1009	0.0766	0.0753	0.0814	0.1031	0.1116	0.1171	0.1137	-----	0.0975	8.99	0.998	0.999	18		50.00	2.00	10.00	20.00	80.00	120.0	160.0	196.0	
1,2-Diphenylhydrazine	1	0	Avg	0.6524	0.7061	0.5702	0.5920	0.6440	0.6476	0.6662	0.6622	-----	0.643	8.90	0.999	1.00	6.7		50.00	2.00	10.00	20.00	80.00	120.0	160.0	196.0	
4-Bromophenyl-phenyl	1	0	Avg	0.2076	0.2206	0.1741	0.1810	0.2095	0.2172	0.2195	0.2145	-----	0.206	9.23	0.999	0.999	8.7	0.10	50.00	2.00	10.00	20.00	80.00	120.0	160.0	196.0	
Hexachlorobenzene	1	0	Avg	0.2191	0.2589	0.1886	0.1952	0.2206	0.2276	0.2303	0.2267	-----	0.221	9.31	0.992	0.997	9.9	0.10	50.00	2.00	10.00	20.00	80.00	120.0	160.0	196.0	
N-Octadecane	1	0	Avg	0.3621	0.3514	0.3020	0.3246	0.3560	0.3455	0.3133	0.3108	-----	0.333	9.58	0.994	0.999	7.0	0.05	50.00	2.00	10.00	20.00	80.00	120.0	160.0	196.0	
Pentachlorophenol	1	0	Qua	0.1012	-----	0.0469	0.0669	0.1157	0.1257	0.1364	0.1339	-----	0.104	9.50	0.996	0.999	33	0.05 a	50.00		10.00	20.00	80.00	120.0	160.0	196.0	
Phenanthrene	1	0	Avg	1.0774	1.3048	0.9389	0.9739	1.0624	1.0688	1.0222	1.0204	-----	1.06	9.74	0.999	0.999	10	0.70	50.00	2.00	10.00	20.00	80.00	120.0	160.0	196.0	
Anthracene	1	0	Avg	1.1247	1.2125	0.9442	1.0015	1.1121	1.1135	1.0745	1.0644	-----	1.08	9.79	0.999	1.00	7.5	0.70	50.00	2.00	10.00	20.00	80.00	120.0	160.0	196.0	
Carbazole	1	0	Avg	1.0353	1.1048	0.8639	0.9263	1.0218	1.0329	0.9905	0.9906	-----	0.996	9.95	0.999	1.00	7.4	0.01	50.00	2.00	10.00	20.00	80.00	120.0	160.0	196.0	
Di-n-butylphthalate	1	0	Qua	1.2026	1.0901	0.9435	1.0282	1.1766	1.1858	1.1141	1.1132	1.3456	1.13	10.33	0.998	0.999	10	0.01	50.00	2.00	10.00	20.00	80.00	120.0	160.0	196.0	0.50
Fluoranthene	1	0	Avg	1.2467	1.2826	0.9992	1.0714	1.2140	1.2113	1.1662	1.1526	-----	1.17	11.06	0.999	1.00	8.0	0.60	50.00	2.00	10.00	20.00	80.00	120.0	160.0	196.0	
Pyrene	1	0	Avg	1.2166	1.2778	1.0046	1.0745	1.2016	1.2386	1.2025	1.1903	-----	1.18	11.32	0.999	1.00	7.7	0.60	50.00	2.00	10.00	20.00	80.00	120.0	160.0	196.0	
Benzidine	1	0	Qua	0.3733	0.1799	0.2146	0.2911	0.4762	0.4715	-----	-----	-----	0.334	11.21	0.981	0.994	38		50.00	2.00	10.00	20.00	80.00	120.0			
Terphenyl-d14	1	0	Avg	0.5956	0.6116	0.4742	0.5067	0.5934	0.6216	0.6246	0.6367	-----	0.583	11.50	0.998	0.999	10		25.00	1.00	5.00	10.00	40.00	60.00	80.00	96.00	

Flags
a - failed the min rf criteria
c - failed the minimum correlation coeff criteria(if applicable)

Note: Avg Rsd: 11.8
Corr 1 = Correlation Coefficient for linear Eq.
Corr 2 = Correlation Coefficient for quad Eq.
Fit = Indicates whether Avg RF, Linear, or Quadratic Curve was used for compound.

Form 6
Initial Calibration

Method: EPA 8270D

Instrument: GCMS_7

Level #:	Data File:	Cal Identifier:	Analysis Date/Time	Level #:	Data File:	Cal Identifier:	Analysis Date/Time
1	7M84393.D	CAL BNA@50PPM	06/05/17 10:41	2	7M84400.D	CAL BNA@2PPM	06/05/17 13:29
3	7M84394.D	CAL BNA@10PPM	06/05/17 11:05	4	7M84399.D	CAL BNA@20PPM	06/05/17 13:05
5	7M84398.D	CAL BNA@80PPM	06/05/17 12:42	6	7M84397.D	CAL BNA@120PPM	06/05/17 12:18
7	7M84396.D	CAL BNA@160PPM	06/05/17 11:54	8	7M84395.D	CAL BNA@196PPM	06/05/17 11:31
9	7M84401.D	CAL BNA@.5PPM	06/05/17 13:53				

Compound	Col	Mr	Fit:	RF1	RF2	RF3	RF4	RF5	RF6	RF7	RF8	RF9	AvgRf	RT	Corr1	Corr2	%Rsd		Calibration Level Concentrations Lvl1	Lvl2	Lvl3	Lvl4	Lvl5	Lvl6	Lvl7	Lvl8	Lvl9
4,4'-DDE	1	0	Avg	0.2232	0.2273	0.1817	0.1915	0.2244	0.2338	0.2349	0.2318	-----	0.219	11.44	1.00	1.00	9.3		50.00	2.00	10.00	20.00	80.00	120.0	160.0	196.0	
4,4'-DDD	1	0	Avg	0.4328	0.3706	0.3285	0.3624	0.4316	0.4465	0.4456	0.4405	-----	0.407	11.84	0.998	0.999	11		50.00	2.00	10.00	20.00	80.00	120.0	160.0	196.0	
Butylbenzylphthalate	1	0	Avg	0.4989	0.4167	0.3834	0.4159	0.4986	0.5138	0.4976	0.4994	-----	0.466	12.09	0.999	1.00	11	0.01	50.00	2.00	10.00	20.00	80.00	120.0	160.0	196.0	
4,4'-DDT	1	0	Avg	0.3629	0.2318	0.2430	0.2840	0.3719	0.3796	0.3649	0.3649	-----	0.325	12.19	0.997	0.998	19		50.00	2.00	10.00	20.00	80.00	120.0	160.0	196.0	
3,3'-Dichlorobenzidine	1	0	Qua	0.3116	0.2600	0.2576	0.2793	0.3360	0.3081	0.2585	0.2586	-----	0.284	12.71	0.980	0.995	11	0.01	50.00	2.00	10.00	20.00	80.00	120.0	160.0	196.0	
Benzo[a]anthracene	1	0	Avg	1.0710	1.1863	0.9005	0.9319	1.0804	1.0989	1.0718	1.0741	-----	1.05	12.74	1.00	1.00	8.8	0.80	50.00	2.00	10.00	20.00	80.00	120.0	160.0	196.0	
Chrysene	1	0	Avg	0.9958	1.1548	0.8375	0.8791	0.9926	0.9963	0.9400	0.9411	-----	0.967	12.78	0.998	0.999	9.8	0.70	50.00	2.00	10.00	20.00	80.00	120.0	160.0	196.0	
bis(2-Ethylhexyl)phthal	1	0	Qua	0.6580	0.5612	0.5208	0.5564	0.6506	0.6537	0.5841	0.5849	-----	0.596	12.79	0.994	0.998	8.7	0.01	50.00	2.00	10.00	20.00	80.00	120.0	160.0	196.0	
Di-n-octylphthalate	1	0	Qua	1.3007	0.9536	0.9417	1.0065	1.2853	1.3331	1.2679	1.2683	-----	1.17	13.53	0.999	0.999	15	0.01	50.00	2.00	10.00	20.00	80.00	120.0	160.0	196.0	
Benzo[b]fluoranthene	1	0	Avg	1.2535	1.0216	0.9577	0.9455	1.1517	1.2156	1.1801	1.1840	-----	1.11	13.96	0.998	0.998	11	0.70	50.00	2.00	10.00	20.00	80.00	120.0	160.0	196.0	
Benzo[k]fluoranthene	1	0	Avg	1.0792	1.2323	0.9510	0.9860	1.1693	1.1985	1.1623	1.1380	-----	1.11	13.99	0.999	0.999	9.1	0.70	50.00	2.00	10.00	20.00	80.00	120.0	160.0	196.0	
Benzo[a]pyrene	1	0	Avg	1.1018	1.0424	0.8482	0.9355	1.1036	1.1597	1.1381	1.1263	-----	1.06	14.31	0.999	0.999	10	0.70	50.00	2.00	10.00	20.00	80.00	120.0	160.0	196.0	
Indeno[1,2,3-cd]pyren	1	0	Avg	1.2149	1.1942	0.9527	1.0131	1.2462	1.3187	1.3170	1.3065	-----	1.20	15.68	0.997	0.998	12	0.50	50.00	2.00	10.00	20.00	80.00	120.0	160.0	196.0	
Dibenzo[a,h]anthracen	1	0	Avg	1.0172	0.9816	0.7942	0.8542	1.0466	1.1104	1.1052	1.1037	-----	1.00	15.70	0.999	0.999	12	0.40	50.00	2.00	10.00	20.00	80.00	120.0	160.0	196.0	
Benzo[g,h,i]perylene	1	0	Avg	1.0298	1.1236	0.8246	0.8597	1.0469	1.1018	1.1042	1.0994	-----	1.02	16.05	0.999	1.00	11	0.50	50.00	2.00	10.00	20.00	80.00	120.0	160.0	196.0	

Flags
a - failed the min rf criteria
c - failed the minimum correlation coeff criteria(if applicable)

Note: Avg Rsd: 11.8
Corr 1 = Correlation Coefficient for linear Eq.
Corr 2 = Correlation Coefficient for quad Eq.
Fit = Indicates whether Avg RF, Linear, or Quadratic Curve was used for compound.

7062812 0222

7062812 0223

Form 6
Initial Calibration

Method: EPA 8270D

Instrument: GCMS_10

Level #:	Data File:	Cal Identifier:	Analysis Date/Time	Level #:	Data File:	Cal Identifier:	Analysis Date/Time
1	10M63319.D	CAL BNA@50PPM	06/06/17 14:11	2	10M63320.D	CAL BNA@2PPM	06/06/17 14:34
3	10M63311.D	CAL BNA@10PPM	06/06/17 11:01	4	10M63318.D	CAL BNA@20PPM	06/06/17 13:49
5	10M63317.D	CAL BNA@80PPM	06/06/17 13:26	6	10M63316.D	CAL BNA@120PPM	06/06/17 13:04
7	10M63315.D	CAL BNA@160PPM	06/06/17 12:41	8	10M63314.D	CAL BNA@196PPM	06/06/17 12:19
9	10M63312.D	CAL BNA@0.5PPM	06/06/17 11:34				

Compound	Col	Mr	Fit:	RF1	RF2	RF3	RF4	RF5	RF6	RF7	RF8	RF9	AvgRf	RT	Corr1	Corr2	%Rsd		Calibration Level Concentrations Lvl1	Lvl2	Lvl3	Lvl4	Lvl5	Lvl6	Lvl7	Lvl8	Lvl9
1,4-Dioxane	1	0	Qua	1.1089	1.4476	1.0231	1.0214	1.0775	1.1033	1.1054	1.0922	1.5997	1.18	2.52	0.999	1.00	17		50.00	2.00	10.00	20.00	80.00	120.0	160.0	196.0	0.50
Pyridine	1	0	Avg	3.3596	3.4664	2.8078	2.9789	3.2237	3.3123	3.2880	3.2835	-----	3.22	2.97	0.999	0.999	6.7		50.00	2.00	10.00	20.00	80.00	120.0	160.0	196.0	
N-Nitrosodimethylamin	1	0	Avg	2.0083	1.9970	1.6716	1.7634	1.9447	2.0002	2.0048	2.0104	-----	1.93	2.89	0.999	0.999	6.9		50.00	2.00	10.00	20.00	80.00	120.0	160.0	196.0	
2-Fluorophenol	1	0	Avg	2.4640	2.3540	2.0417	2.0842	2.4504	2.5970	2.5873	2.6147	-----	2.40	4.55	0.998	0.999	9.4		50.00	2.00	10.00	20.00	80.00	120.0	160.0	196.0	
Benzaldehyde	1	0	Qua	1.4079	1.8590	1.5296	1.5798	1.0847	0.7605	-----	-----	-----	1.37	5.37	0.920	0.998	29	0.01	50.00	2.00	10.00	20.00	80.00	120.0			
Aniline	1	0	Avg	4.1130	3.3654	3.2353	3.7256	3.6427	3.7398	3.6085	3.8184	4.2160	3.72	5.47	0.998	0.998	8.4		50.00	2.00	10.00	20.00	80.00	120.0	160.0	196.0	0.50
Pentachloroethane	1	0	Avg	0.9168	1.0020	0.7924	0.8035	0.8863	0.9077	0.8987	0.9072	-----	0.889	5.51	1.00	1.00	7.5	0.05	50.00	2.00	10.00	20.00	80.00	120.0	160.0	196.0	
bis(2-Chloroethyl)ether	1	0	Qua	3.3056	3.4594	2.5772	2.7183	3.3857	2.9717	2.9783	2.8122	4.2696	3.16	5.53	0.994	0.998	16	0.70	50.00	2.00	10.00	20.00	80.00	120.0	160.0	196.0	0.50
Phenol-d5	1	0	Avg	3.4955	3.5811	2.8630	3.0209	3.3820	3.5383	3.4336	3.4301	-----	3.34	5.44	0.999	1.00	7.7		50.00	2.00	10.00	20.00	80.00	120.0	160.0	196.0	
Phenol	1	0	Avg	4.0303	4.2180	3.3948	3.6064	3.8876	4.0681	3.8972	3.9380	-----	3.88	5.45	0.999	0.999	6.8	0.80	50.00	2.00	10.00	20.00	80.00	120.0	160.0	196.0	
2-Chlorophenol	1	0	Avg	2.8334	2.9399	2.3934	2.4996	2.7745	2.8306	2.8235	2.7672	-----	2.73	5.57	1.00	1.00	6.8	0.80	50.00	2.00	10.00	20.00	80.00	120.0	160.0	196.0	
N-Decane	1	0	Avg	3.0364	3.6023	2.7529	2.8038	2.9051	2.9550	2.8181	2.8009	-----	2.96	5.62	0.999	1.00	9.3	0.05	50.00	2.00	10.00	20.00	80.00	120.0	160.0	196.0	
1,3-Dichlorobenzene	1	0	Avg	2.9766	3.3094	2.5825	2.6585	2.8683	2.9536	2.8696	2.8162	-----	2.88	5.70	0.999	1.00	7.7		50.00	2.00	10.00	20.00	80.00	120.0	160.0	196.0	
1,4-Dichlorobenzene	1	0	Avg	1.5605	1.9707	1.4451	1.4728	1.5397	1.5800	1.4883	1.4808	-----	1.57	5.77	0.999	0.999	11		50.00	2.00	10.00	20.00	80.00	120.0	160.0	196.0	
1,2-Dichlorobenzene	1	0	Avg	1.4941	1.7424	1.3460	1.3851	1.4942	1.5165	1.4352	1.4064	-----	1.48	5.89	0.998	1.00	8.3		50.00	2.00	10.00	20.00	80.00	120.0	160.0	196.0	
Benzyl alcohol	1	0	Avg	0.9982	1.0107	0.8014	0.8727	0.9876	1.0320	0.9905	0.9839	-----	0.960	5.87	0.999	0.999	8.3		50.00	2.00	10.00	20.00	80.00	120.0	160.0	196.0	
bis(2-chloroisopropyl)e	1	0	Avg	2.0839	2.5035	1.9180	1.9709	2.0295	2.0643	1.9117	1.9168	-----	2.05	5.98	0.998	0.999	9.5	0.01	50.00	2.00	10.00	20.00	80.00	120.0	160.0	196.0	
2-Methylphenol	1	0	Qua	1.4193	1.5789	1.2625	1.3055	1.4163	1.4750	1.4096	1.4028	2.0598	1.48	5.96	0.999	0.999	16	0.70	50.00	2.00	10.00	20.00	80.00	120.0	160.0	196.0	0.50
Acetophenone	1	0	Avg	1.9769	2.2399	1.7522	1.8402	1.9299	1.9049	1.6336	1.6081	-----	1.86	6.08	0.992	0.998	11	0.01	50.00	2.00	10.00	20.00	80.00	120.0	160.0	196.0	
Hexachloroethane	1	0	Avg	0.6146	0.6753	0.5302	0.5607	0.6143	0.6316	0.6077	0.5959	-----	0.604	6.17	0.999	1.00	7.3	0.30	50.00	2.00	10.00	20.00	80.00	120.0	160.0	196.0	
N-Nitroso-di-n-propyla	1	0	Qua	1.2221	1.3520	1.0981	1.1439	1.1942	1.1871	1.0080	1.0086	1.9230	1.24	6.08	0.989	0.997	23	0.50	50.00	2.00	10.00	20.00	80.00	120.0	160.0	196.0	0.50
3&4-Methylphenol	1	0	Avg	1.5192	1.6265	1.3225	1.3965	1.4959	1.4539	1.2441	1.2211	1.9557	1.47	6.09	0.992	0.998	15		50.00	2.00	10.00	20.00	80.00	120.0	160.0	196.0	0.50
Nitrobenzene-d5	1	0	Avg	0.1763	0.1780	0.1460	0.1558	0.1743	0.1777	0.1817	0.1766	-----	0.171	6.20	0.999	1.00	7.5		25.00	1.00	5.00	10.00	40.00	60.00	80.00	98.00	
Nitrobenzene	1	0	Avg	0.4354	0.4791	0.3894	0.3983	0.4209	0.4276	0.4251	0.4098	-----	0.423	6.22	0.999	1.00	6.5	0.20	50.00	2.00	10.00	20.00	80.00	120.0	160.0	196.0	
Isophorone	1	0	Avg	0.7538	0.8121	0.6351	0.6787	0.7393	0.7454	0.7361	0.7350	-----	0.730	6.40	1.00	1.00	7.2	0.40	50.00	2.00	10.00	20.00	80.00	120.0	160.0	196.0	
2-Nitrophenol	1	0	Qua	0.1930	0.1695	0.1507	0.1647	0.1962	0.1974	0.2008	0.1987	-----	0.184	6.47	0.999	0.999	10	0.10	50.00	2.00	10.00	20.00	80.00	120.0	160.0	196.0	
2,4-Dimethylphenol	1	0	Avg	0.3732	0.3791	0.3134	0.3390	0.3652	0.3629	0.3655	0.3609	0.4942	0.373	6.49	0.999	0.999	13	0.20	50.00	2.00	10.00	20.00	80.00	120.0	160.0	196.0	0.50
Benzoic Acid	1	0	Qua	0.2757	0.0626	0.1081	0.1888	0.3090	0.3377	0.3371	0.3194	-----	0.242	6.58	0.991	0.993	45		50.00	2.00	10.00	20.00	80.00	120.0	160.0	196.0	
bis(2-Chloroethoxy)me	1	0	Avg	0.4576	0.5285	0.3975	0.4177	0.4505	0.4498	0.4454	0.4424	-----	0.449	6.57	1.00	1.00	8.5	0.30	50.00	2.00	10.00	20.00	80.00	120.0	160.0	196.0	
2,4-Dichlorophenol	1	0	Avg	0.2976	0.2865	0.2453	0.2610	0.2937	0.3017	0.2954	0.2877	0.3513	0.291	6.65	0.999	0.999	10	0.20	50.00	2.00	10.00	20.00	80.00	120.0	160.0	196.0	0.50
1,2,4-Trichlorobenzen	1	0	Avg	0.3188	0.3754	0.2673	0.2863	0.3089	0.3156	0.3040	0.2979	-----	0.309	6.71	0.999	1.00	10		50.00	2.00	10.00	20.00	80.00	120.0	160.0	196.0	
Naphthalene	1	0	Qua	1.1453	1.3813	0.9998	1.0554	1.0910	1.1132	1.0346	1.0095	1.7469	1.18	6.78	0.998	0.999	21	0.70	50.00	2.00	10.00	20.00	80.00	120.0	160.0	196.0	0.50
4-Chloroaniline	1	0	Qua	0.3899	0.3830	0.3131	0.3775	0.3254	0.2989	0.2186	-----	0.4583	0.346	6.81	0.929	0.995	21	0.01	50.00	2.00	10.00	20.00	80.00	120.0	160.0		0.50
Hexachlorobutadiene	1	0	Avg	0.1658	0.1865	0.1364	0.1471	0.1607	0.1634	0.1577	0.1562	-----	0.159	6.86	0.999	1.00	9.2	0.01	50.00	2.00	10.00	20.00	80.00	120.0	160.0	196.0	
Caprolactam	1	0	Qua	0.1207	0.1007	0.0950	0.1091	0.1217	0.1361	0.1290	0.1326	-----	0.118	7.09	0.998	0.998	13	0.01	50.00	2.00	10.00	20.00	80.00	120.0	160.0	196.0	
4-Chloro-3-methylphe	1	0	Avg	0.3198	0.3098	0.2652	0.2804	0.3150	0.3278	0.3146	0.3151	-----	0.306	7.18	0.999	1.00	7.0	0.20	50.00	2.00	10.00	20.00	80.00	120.0	160.0	196.0	
2-Methylnaphthalene	1	0	Avg	0.7524	0.8370	0.6613	0.6831	0.7124	0.7318	0.6653	0.6608	-----	0.713	7.31	0.996	0.999	8.5	0.40	50.00	2.00	10.00	20.00	80.00	120.0	160.0	196.0	
1-Methylnaphthalene	1	0	Avg	0.7012	0.8202	0.6188	0.6452	0.6681	0.6847	0.6325	0.6263	-----	0.675	7.39	0.997	0.999	9.7	0.40	50.00	2.00	10.00	20.00	80.00	120.0	160.0	196.0	
Methylnaphthalenes (	1	0	Avg	0.7243	0.8286	0.6373	0.6598	0.6867	0.7067	0.6449	0.6397	-----	0.691	7.31	0.996	0.999	9.3		100.0	4.00	20.00	40.00	160.0	240.0	320.0	392.0	
1,1'-Biphenyl	1	0	Avg	0.8599	0.9975	0.7600	0.7881	0.8465	0.8544	0.7684	0.7746	-----	0.831	7.67	0.996	0.998	9.5	0.01	50.00	2.00	10.00	20.00	80.00	120.0	160.0	196.0	
1,2,4,5-Tetrachloroben	1	0	Avg	0.5267	0.5803	0.4458	0.4572	0.4993	0.5191	0.5058	0.4871	-----	0.503	7.43	0.999	0.999	8.4	0.01	50.00	2.00	10.00	20.00	80.00	120.0	160.0	196.0	

Flags
a - failed the min rf criteria
c - failed the minimum correlation coeff criteria(if applicable)

Note: Avg Rsd: 11.6
Corr 1 = Correlation Coefficient for linear Eq.
Corr 2 = Correlation Coefficient for quad Eq.
Fit = Indicates whether Avg RF, Linear, or Quadratic Curve was used for compound.

Form 6
Initial Calibration

Method: EPA 8270D

Instrument: GCMS_10

Level #:	Data File:	Cal Identifier:	Analysis Date/Time	Level #:	Data File:	Cal Identifier:	Analysis Date/Time
1	10M63319.D	CAL BNA@50PPM	06/06/17 14:11	2	10M63320.D	CAL BNA@2PPM	06/06/17 14:34
3	10M63311.D	CAL BNA@10PPM	06/06/17 11:01	4	10M63318.D	CAL BNA@20PPM	06/06/17 13:49
5	10M63317.D	CAL BNA@80PPM	06/06/17 13:26	6	10M63316.D	CAL BNA@120PPM	06/06/17 13:04
7	10M63315.D	CAL BNA@160PPM	06/06/17 12:41	8	10M63314.D	CAL BNA@196PPM	06/06/17 12:19
9	10M63312.D	CAL BNA@0.5PPM	06/06/17 11:34				

Compound	Col	Mr	Fit:	RF1	RF2	RF3	RF4	RF5	RF6	RF7	RF8	RF9	AvgRf	RT	Corr1	Corr2	%Rsd		Calibration Level Concentrations Lvl1	Lvl2	Lvl3	Lvl4	Lvl5	Lvl6	Lvl7	Lvl8	Lvl9
Hexachlorocyclopenta	1	0	Qua	0.1833	0.0061	0.0609	0.1007	0.2016	0.2320	0.2601	0.2446	-----	0.161	7.43	0.981	0.993	58	0.05 a	50.00	2.00	10.00	20.00	80.00	120.0	160.0	196.0	
2,4,6-Trichlorophenol	1	0	Avg	0.3636	0.3179	0.2899	0.3057	0.3539	0.3739	0.3647	0.3665	-----	0.342	7.52	0.999	0.999	9.5	0.20	50.00	2.00	10.00	20.00	80.00	120.0	160.0	196.0	
2,4,5-Trichlorophenol	1	0	Avg	0.3799	0.3179	0.3039	0.3168	0.3718	0.3940	0.3907	0.3703	-----	0.356	7.56	0.998	0.998	10	0.20	50.00	2.00	10.00	20.00	80.00	120.0	160.0	196.0	
2-Fluorobiphenyl	1	0	Avg	1.3699	1.5534	1.1422	1.1901	1.2868	1.3265	1.3280	1.2856	-----	1.31	7.59	0.999	0.999	9.4		25.00	1.00	5.00	10.00	40.00	60.00	80.00	98.00	
2-Chloronaphthalene	1	0	Avg	1.1682	1.2995	0.9805	0.9981	1.1182	1.1500	1.1230	1.0961	-----	1.12	7.70	0.999	0.999	9.0	0.80	50.00	2.00	10.00	20.00	80.00	120.0	160.0	196.0	
1,4-Dimethylnaphthale	1	0	Avg	0.9858	1.0466	0.8184	0.8664	0.9367	0.9273	0.8138	0.7735	-----	0.896	7.97	0.991	0.997	11		50.00	2.00	10.00	20.00	80.00	120.0	160.0	196.0	
Dimethylnaphthalenes	1	0	Avg	0.9858	1.0466	0.8184	0.8664	0.9367	0.9273	0.8138	0.7735	-----	0.896	7.97	0.991	0.997	11		50.00	2.00	10.00	20.00	80.00	120.0	160.0	196.0	
Diphenyl Ether	1	0	Avg	0.8266	0.9098	0.6899	0.7055	0.7816	0.7970	0.7146	0.6888	-----	0.764	7.76	0.992	0.999	10		50.00	2.00	10.00	20.00	80.00	120.0	160.0	196.0	
2-Nitroaniline	1	0	Avg	0.5089	0.4639	0.4022	0.4261	0.4794	0.4977	0.4801	0.4751	-----	0.467	7.78	0.999	0.999	7.7	0.01	50.00	2.00	10.00	20.00	80.00	120.0	160.0	196.0	
Coumarin	1	0	Avg	0.5029	0.5225	0.4053	0.4433	0.4860	0.5066	0.4501	0.4306	-----	0.468	7.96	0.991	0.998	8.9		50.00	2.00	10.00	20.00	80.00	120.0	160.0	196.0	
Acenaphthylene	1	0	Avg	1.8526	2.0157	1.5784	1.6328	1.7992	1.8445	1.7585	1.7275	-----	1.78	8.05	0.999	0.999	7.7	0.90	50.00	2.00	10.00	20.00	80.00	120.0	160.0	196.0	
Dimethylphthalate	1	0	Avg	1.2714	1.3980	1.0729	1.1088	1.2269	1.2770	1.2246	1.2190	-----	1.22	7.92	0.999	0.999	8.2	0.01	50.00	2.00	10.00	20.00	80.00	120.0	160.0	196.0	
2,6-Dinitrotoluene	1	0	Avg	0.3152	0.2800	0.2490	0.2714	0.3044	0.3040	0.2665	0.2550	-----	0.281	7.98	0.987	0.998	8.8	0.20	50.00	2.00	10.00	20.00	80.00	120.0	160.0	196.0	
Acenaphthene	1	0	Avg	1.1554	1.3481	0.9927	1.0231	1.1158	1.1185	1.0618	1.0532	-----	1.11	8.20	0.998	1.00	10	0.90	50.00	2.00	10.00	20.00	80.00	120.0	160.0	196.0	
3-Nitroaniline	1	0	Qua	0.3378	0.2811	0.2752	0.2983	0.3092	0.2996	0.2701	0.2715	-----	0.293	8.12	0.994	0.998	7.9	0.01	50.00	2.00	10.00	20.00	80.00	120.0	160.0	196.0	
2,4-Dinitrophenol	1	0	Qua	0.1124	-----	0.0129	0.0484	0.1307	0.1536	0.1640	0.1567	-----	0.111	8.22	0.994	0.996	53	0.01	50.00		10.00	20.00	80.00	120.0	160.0	196.0	
Dibenzofuran	1	0	Qua	1.6534	2.0039	1.4128	1.4637	1.5925	1.6102	1.5711	1.5154	2.5604	1.71	8.35	0.999	1.00	21	0.80	50.00	2.00	10.00	20.00	80.00	120.0	160.0	196.0	0.50
2,4-Dinitrotoluene	1	0	Qua	0.3977	0.3114	0.2885	0.3348	0.3921	0.4144	0.4111	0.4026	-----	0.369	8.33	0.999	0.999	13	0.20	50.00	2.00	10.00	20.00	80.00	120.0	160.0	196.0	
4-Nitrophenol	1	0	Qua	0.2731	0.2474	0.1973	0.2073	0.2717	0.3006	0.3011	0.2955	-----	0.262	8.26	0.998	0.999	16	0.01	50.00	2.00	10.00	20.00	80.00	120.0	160.0	196.0	
2,3,4,6-Tetrachlorophe	1	0	Qua	0.3254	0.2341	0.2429	0.2708	0.3183	0.3255	0.3280	0.3222	-----	0.296	8.46	1.00	1.00	14	0.01	50.00	2.00	10.00	20.00	80.00	120.0	160.0	196.0	
Fluorene	1	0	Avg	1.3538	1.4530	1.1451	1.2120	1.3155	1.3308	1.2324	1.1786	-----	1.28	8.67	0.995	0.999	8.1	0.90	50.00	2.00	10.00	20.00	80.00	120.0	160.0	196.0	
4-Chlorophenyl-phenyl	1	0	Avg	0.6201	0.6608	0.5085	0.5430	0.6058	0.6325	0.5810	0.5608	-----	0.589	8.66	0.995	0.999	8.5	0.40	50.00	2.00	10.00	20.00	80.00	120.0	160.0	196.0	
Diethylphthalate	1	0	Avg	1.2690	1.3848	1.0890	1.1117	1.2428	1.3060	1.2666	1.2229	-----	1.24	8.54	0.998	0.999	7.9	0.01	50.00	2.00	10.00	20.00	80.00	120.0	160.0	196.0	
4-Nitroaniline	1	0	Avg	0.3839	0.3239	0.3000	0.3426	0.3640	0.3897	0.3778	0.3729	-----	0.357	8.69	0.999	0.999	8.9	0.01	50.00	2.00	10.00	20.00	80.00	120.0	160.0	196.0	
Atrazine	1	0	Avg	0.3151	0.2859	0.2505	0.2724	0.3191	0.3371	0.3237	0.3194	-----	0.303	9.30	0.999	0.999	9.9	0.01	50.00	2.00	10.00	20.00	80.00	120.0	160.0	196.0	
4,6-Dinitro-2-methylph	1	0	Qua	0.1096	-----	0.0347	0.0685	0.1195	0.1350	0.1408	0.1353	-----	0.106	8.71	0.998	0.998	38	0.01	50.00		10.00	20.00	80.00	120.0	160.0	196.0	
n-Nitrosodiphenylamin	1	0	Avg	0.6635	0.6932	0.5606	0.5874	0.6415	0.6650	0.6502	0.6288	-----	0.636	8.78	0.999	0.999	6.8	0.01	50.00	2.00	10.00	20.00	80.00	120.0	160.0	196.0	
2,4,6-Tribromophenol	1	0	Qua	0.1107	0.0843	0.0808	0.0922	0.1102	0.1165	0.1185	0.1142	-----	0.103	8.90	0.999	0.999	15		50.00	2.00	10.00	20.00	80.00	120.0	160.0	196.0	
1,2-Diphenylhydrazine	1	0	Avg	0.9354	0.9784	0.8151	0.8497	0.9177	1.0468	1.0138	0.9935	-----	0.944	8.82	0.997	0.998	8.5		50.00	2.00	10.00	20.00	80.00	120.0	160.0	196.0	
4-Bromophenyl-phenyl	1	0	Avg	0.2053	0.2171	0.1735	0.1788	0.1994	0.2120	0.2073	0.2045	-----	0.200	9.15	0.999	0.999	7.8	0.10	50.00	2.00	10.00	20.00	80.00	120.0	160.0	196.0	
Hexachlorobenzene	1	0	Avg	0.2299	0.2453	0.1924	0.2048	0.2223	0.2309	0.2250	0.2197	-----	0.221	9.21	0.995	0.996	7.4	0.10	50.00	2.00	10.00	20.00	80.00	120.0	160.0	196.0	
N-Octadecane	1	0	Avg	0.5243	0.5099	0.4422	0.4709	0.5033	0.5197	0.4931	0.4836	-----	0.493	9.48	0.998	0.999	5.5	0.05	50.00	2.00	10.00	20.00	80.00	120.0	160.0	196.0	
Pentachlorophenol	1	0	Qua	0.1118	-----	0.0507	0.0755	0.1208	0.1395	0.1443	0.1405	-----	0.112	9.42	0.997	0.998	32	0.05	50.00		10.00	20.00	80.00	120.0	160.0	196.0	
Phenanthrene	1	0	Avg	1.0889	1.2897	0.9517	0.9756	1.0638	1.0824	1.0330	0.9971	-----	1.06	9.65	0.998	0.999	9.9	0.70	50.00	2.00	10.00	20.00	80.00	120.0	160.0	196.0	
Anthracene	1	0	Avg	1.1251	1.2218	0.9658	1.0019	1.1064	1.1224	1.0770	1.0473	-----	1.08	9.70	0.998	1.00	7.4	0.70	50.00	2.00	10.00	20.00	80.00	120.0	160.0	196.0	
Carbazole	1	0	Avg	1.0414	1.1224	0.8827	0.9399	1.0294	1.0663	1.0250	0.9906	-----	1.01	9.87	0.998	0.999	7.4	0.01	50.00	2.00	10.00	20.00	80.00	120.0	160.0	196.0	
Di-n-butylphthalate	1	0	Qua	1.2105	1.0895	0.9684	1.0406	1.2158	1.2757	1.2110	1.1803	1.4765	1.19	10.25	0.998	0.998	12	0.01	50.00	2.00	10.00	20.00	80.00	120.0	160.0	196.0	0.50
Fluoranthene	1	0	Avg	1.1180	1.1680	0.9561	1.0026	1.1158	1.1428	1.0866	1.0539	-----	1.08	10.97	0.998	0.999	6.7	0.60	50.00	2.00	10.00	20.00	80.00	120.0	160.0	196.0	
Pyrene	1	0	Avg	1.1921	1.2195	0.9845	1.0045	1.1232	1.1163	1.0794	1.0819	-----	1.10	11.24	0.999	0.999	7.4	0.60	50.00	2.00	10.00	20.00	80.00	120.0	160.0	196.0	
Benzidine	1	0	Qua	0.5308	0.2225	0.3481	0.4032	0.4472	0.3784	0.3064	0.3022	-----	0.367	11.12	0.955	0.991	26		50.00	2.00	10.00	20.00	80.00	120.0	160.0	196.0	
Terphenyl-d14	1	0	Avg	0.5611	0.6043	0.4765	0.4790	0.5572	0.5646	0.5718	0.5932	-----	0.551	11.42	0.998	0.999	8.7		25.00	1.00	5.00	10.00	40.00	60.00	80.00	96.00	

Flags
a - failed the min rf criteria
c - failed the minimum correlation coeff criteria(if applicable)

Note: Avg Rsd: 11.6
Corr 1 = Correlation Coefficient for linear Eq.
Corr 2 = Correlation Coefficient for quad Eq.
Fit = Indicates whether Avg RF, Linear, or Quadratic Curve was used for compound.

7062812 0224

7062812 0225

Method: EPA 8270D

Form 6
Initial Calibration

Instrument: GCMS_10

Level #:	Data File:	Cal Identifier:	Analysis Date/Time	Level #:	Data File:	Cal Identifier:	Analysis Date/Time
1	10M63319.D	CAL BNA@50PPM	06/06/17 14:11	2	10M63320.D	CAL BNA@2PPM	06/06/17 14:34
3	10M63311.D	CAL BNA@10PPM	06/06/17 11:01	4	10M63318.D	CAL BNA@20PPM	06/06/17 13:49
5	10M63317.D	CAL BNA@80PPM	06/06/17 13:26	6	10M63316.D	CAL BNA@120PPM	06/06/17 13:04
7	10M63315.D	CAL BNA@160PPM	06/06/17 12:41	8	10M63314.D	CAL BNA@196PPM	06/06/17 12:19
9	10M63312.D	CAL BNA@0.5PPM	06/06/17 11:34				

Compound	Col	Mr	Fit:	RF1	RF2	RF3	RF4	RF5	RF6	RF7	RF8	RF9	AvgRf	RT	Corr1	Corr2	%Rsd		Calibration Level Concentrations Lvl1	Lvl2	Lvl3	Lvl4	Lvl5	Lvl6	Lvl7	Lvl8	Lvl9
4,4'-DDE	1	0	Avg	0.2217	0.2186	0.1784	0.1759	0.2185	0.2244	0.2203	0.2190	-----	0.210	11.35	0.999	1.00	9.6		50.00	2.00	10.00	20.00	80.00	120.0	160.0	196.0	
4,4'-DDD	1	0	Avg	0.4291	0.3844	0.3265	0.3477	0.4193	0.4365	0.4190	0.4163	-----	0.397	11.75	0.998	0.998	10		50.00	2.00	10.00	20.00	80.00	120.0	160.0	196.0	
Butylbenzylphthalate	1	0	Qua	0.5206	0.3623	0.4134	0.4112	0.5176	0.5443	0.5362	0.5426	-----	0.481	12.01	1.00	1.00	15	0.01	50.00	2.00	10.00	20.00	80.00	120.0	160.0	196.0	
4,4'-DDT	1	0	Avg	0.3677	0.2448	0.2697	0.2896	0.3584	0.3483	0.3206	0.3170	-----	0.315	12.11	0.995	0.997	14		50.00	2.00	10.00	20.00	80.00	120.0	160.0	196.0	
3,3'-Dichlorobenzidine	1	0	Qua	0.3498	0.2751	0.2785	0.2784	0.3317	0.3291	0.3180	0.3133	-----	0.309	12.63	0.998	1.00	9.2	0.01	50.00	2.00	10.00	20.00	80.00	120.0	160.0	196.0	
Benzo[a]anthracene	1	0	Avg	1.0517	1.1737	0.9030	0.9143	1.0227	1.0566	1.0181	0.9994	-----	1.02	12.65	0.999	1.00	8.4	0.80	50.00	2.00	10.00	20.00	80.00	120.0	160.0	196.0	
Chrysene	1	0	Avg	1.0045	1.1821	0.8421	0.8716	0.9527	0.9366	0.8804	0.8556	-----	0.941	12.70	0.997	0.998	12	0.70	50.00	2.00	10.00	20.00	80.00	120.0	160.0	196.0	
bis(2-Ethylhexyl)phthal	1	0	Qua	0.7621	0.5603	0.5903	0.6070	0.7492	0.7636	0.7321	0.7117	-----	0.685	12.70	0.998	0.998	12	0.01	50.00	2.00	10.00	20.00	80.00	120.0	160.0	196.0	
Di-n-octylphthalate	1	0	Qua	1.2445	0.8733	0.9971	0.9705	1.2653	1.3414	1.2809	1.2497	-----	1.15	13.44	0.998	0.999	15	0.01	50.00	2.00	10.00	20.00	80.00	120.0	160.0	196.0	
Benzo[b]fluoranthene	1	0	Avg	1.0591	1.1656	0.8949	0.9129	1.0899	1.0860	1.0511	1.0248	-----	1.04	13.86	0.998	0.998	8.8	0.70	50.00	2.00	10.00	20.00	80.00	120.0	160.0	196.0	
Benzo[k]fluoranthene	1	0	Avg	1.1375	1.1353	0.8899	0.9305	1.0929	1.1257	1.0638	1.0444	-----	1.05	13.89	0.998	0.999	9.0	0.70	50.00	2.00	10.00	20.00	80.00	120.0	160.0	196.0	
Benzo[a]pyrene	1	0	Avg	1.0716	1.0406	0.8446	0.9001	1.0717	1.0940	1.0559	1.0484	-----	1.02	14.22	0.999	1.00	9.0	0.70	50.00	2.00	10.00	20.00	80.00	120.0	160.0	196.0	
Indeno[1,2,3-cd]pyren	1	0	Avg	1.2531	1.3380	1.0392	1.0605	1.2483	1.2795	1.2309	1.2151	-----	1.21	15.55	0.998	0.998	8.7	0.50	50.00	2.00	10.00	20.00	80.00	120.0	160.0	196.0	
Dibenzo[a,h]anthracen	1	0	Avg	1.0754	1.1014	0.8685	0.8921	1.0697	1.0856	1.0348	1.0173	-----	1.02	15.57	0.998	0.999	8.8	0.40	50.00	2.00	10.00	20.00	80.00	120.0	160.0	196.0	
Benzo[g,h,i]perylene	1	0	Avg	1.0533	1.1469	0.8948	0.9022	1.0485	1.0740	1.0527	1.0464	-----	1.03	15.92	1.00	1.00	8.4	0.50	50.00	2.00	10.00	20.00	80.00	120.0	160.0	196.0	

Flags
a - failed the min rf criteria
c - failed the minimum correlation coeff criteria(if applicable)

Note: Avg Rsd: 11.6
Corr 1 = Correlation Coefficient for linear Eq.
Corr 2 = Correlation Coefficient for quad Eq.
Fit = Indicates whether Avg RF, Linear, or Quadratic Curve was used for compound.

Form 6
Initial Calibration

Method: EPA 8270D

Instrument: GCMS_7

Level #:	Data File:	Cal Identifier:	Analysis Date/Time	Level #:	Data File:	Cal Identifier:	Analysis Date/Time
1	7M84393.D	CAL BNA@50PPM	06/05/17 10:41	2	7M84400.D	CAL BNA@2PPM	06/05/17 13:29
3	7M84394.D	CAL BNA@10PPM	06/05/17 11:05	4	7M84399.D	CAL BNA@20PPM	06/05/17 13:05
5	7M84398.D	CAL BNA@80PPM	06/05/17 12:42	6	7M84397.D	CAL BNA@120PPM	06/05/17 12:18
7	7M84396.D	CAL BNA@160PPM	06/05/17 11:54	8	7M84395.D	CAL BNA@196PPM	06/05/17 11:31
9	7M84401.D	CAL BNA@.5PPM	06/05/17 13:53				

Compound	Col	Mr	Fit:	RF1	RF2	RF3	RF4	RF5	RF6	RF7	RF8	RF9	AvgRf	RT	Corr1	Corr2	%Rsd		Calibration Level Concentrations Lvl1	Lvl2	Lvl3	Lvl4	Lvl5	Lvl6	Lvl7	Lvl8	Lvl9
1,4-Dioxane	1	0	Qua	1.0447	1.6225	0.9559	1.0313	1.0238	1.0168	1.0156	0.9985	1.7485	1.16	2.57	1.00	1.00	26		50.00	2.00	10.00	20.00	80.00	120.0	160.0	196.0	0.50
Pyridine	1	0	Avg	2.9924	3.2136	2.5092	2.5974	2.8614	2.9575	2.8804	2.7809	-----	2.85	3.03	0.999	0.999	7.8		50.00	2.00	10.00	20.00	80.00	120.0	160.0	196.0	
N-Nitrosodimethylamin	1	0	Avg	1.6857	1.8380	1.4220	1.5470	1.6625	1.7173	1.6867	1.6590	-----	1.65	2.95	0.999	0.999	7.4		50.00	2.00	10.00	20.00	80.00	120.0	160.0	196.0	
2-Fluorophenol	1	0	Avg	2.4662	2.5965	2.0544	2.2444	2.4332	2.5140	2.4870	2.4238	-----	2.40	4.61	0.994	0.997	7.2		50.00	2.00	10.00	20.00	80.00	120.0	160.0	196.0	
Benzaldehyde	1	0	Avg	1.4611	1.6480	1.3238	1.4001	1.3858	1.3365	1.0988	1.1318	-----	1.35	5.42	0.982	0.994	13	0.01	50.00	2.00	10.00	20.00	80.00	120.0	160.0	196.0	
Aniline	1	0	Avg	3.2279	3.1027	2.5446	3.0505	3.6428	3.6969	3.6006	3.4341	4.1482	3.38	5.52	0.998	0.998	14		50.00	2.00	10.00	20.00	80.00	120.0	160.0	196.0	0.50
Pentachloroethane	1	0	Avg	0.8156	1.0078	0.7337	0.7887	0.8041	0.8131	0.7749	0.7619	-----	0.813	5.56	0.999	1.00	10	0.05	50.00	2.00	10.00	20.00	80.00	120.0	160.0	196.0	
bis(2-Chloroethyl)ether	1	0	Qua	2.5218	3.0116	2.2956	2.4027	2.4364	2.4562	2.3385	2.2654	4.0303	2.64	5.57	0.998	1.00	21	0.70	50.00	2.00	10.00	20.00	80.00	120.0	160.0	196.0	0.50
Phenol-d5	1	0	Avg	3.2759	3.3585	2.7999	2.9699	3.1846	3.2762	3.1739	3.0759	-----	3.14	5.49	0.999	1.00	5.9		50.00	2.00	10.00	20.00	80.00	120.0	160.0	196.0	
Phenol	1	0	Avg	3.5939	4.0509	3.1050	3.3188	3.5211	3.6051	3.4436	3.3151	-----	3.49	5.50	0.998	0.999	8.0	0.80	50.00	2.00	10.00	20.00	80.00	120.0	160.0	196.0	
2-Chlorophenol	1	0	Avg	2.7156	2.9363	2.4006	2.5557	2.6626	2.7259	2.6585	2.5758	-----	2.65	5.62	0.999	1.00	5.9	0.80	50.00	2.00	10.00	20.00	80.00	120.0	160.0	196.0	
N-Decane	1	0	Avg	2.2038	2.6247	2.0058	2.1170	2.1078	2.0901	1.9259	1.8947	-----	2.12	5.68	0.996	0.999	11	0.05	50.00	2.00	10.00	20.00	80.00	120.0	160.0	196.0	
1,3-Dichlorobenzene	1	0	Avg	2.8703	3.4818	2.5616	2.7498	2.7815	2.8143	2.7067	2.6261	-----	2.82	5.76	0.998	1.00	10		50.00	2.00	10.00	20.00	80.00	120.0	160.0	196.0	
1,4-Dichlorobenzene	1	0	Avg	1.5137	1.9068	1.3939	1.4621	1.5040	1.5202	1.4548	1.4336	-----	1.52	5.81	0.999	1.00	11		50.00	2.00	10.00	20.00	80.00	120.0	160.0	196.0	
1,2-Dichlorobenzene	1	0	Avg	1.4558	1.7335	1.2978	1.3712	1.4064	1.4552	1.3824	1.3602	-----	1.43	5.94	0.999	0.999	9.2		50.00	2.00	10.00	20.00	80.00	120.0	160.0	196.0	
Benzyl alcohol	1	0	Avg	0.9237	0.9811	0.7796	0.8410	0.9111	0.9394	0.9143	0.9031	-----	0.899	5.92	0.999	0.999	6.9		50.00	2.00	10.00	20.00	80.00	120.0	160.0	196.0	
bis(2-chloroisopropyl)e	1	0	Avg	1.4401	1.7365	1.3011	1.3553	1.3827	1.4105	1.3201	1.3090	-----	1.41	6.03	0.998	0.999	10	0.01	50.00	2.00	10.00	20.00	80.00	120.0	160.0	196.0	
2-Methylphenol	1	0	Avg	1.2796	1.4486	1.1327	1.1845	1.2405	1.3011	1.2541	1.2287	1.7684	1.32	6.01	0.999	0.999	15	0.70	50.00	2.00	10.00	20.00	80.00	120.0	160.0	196.0	0.50
Acetophenone	1	0	Avg	1.7788	2.1694	1.6178	1.6997	1.6850	1.6515	1.4334	1.4290	-----	1.68	6.13	0.992	0.998	14	0.01	50.00	2.00	10.00	20.00	80.00	120.0	160.0	196.0	
Hexachloroethane	1	0	Avg	0.5418	0.6090	0.4792	0.5108	0.5273	0.5418	0.5208	0.5122	-----	0.530	6.22	0.999	1.00	7.1	0.30	50.00	2.00	10.00	20.00	80.00	120.0	160.0	196.0	
N-Nitroso-di-n-propyla	1	0	Qua	0.9187	1.1038	0.8266	0.8737	0.8601	0.8309	0.7273	0.7175	1.2773	0.904	6.13	0.992	0.999	20	0.50	50.00	2.00	10.00	20.00	80.00	120.0	160.0	196.0	0.50
3&4-Methylphenol	1	0	Avg	1.3236	1.4774	1.1923	1.2379	1.2854	1.2576	1.0944	1.0838	1.7627	1.30	6.13	0.991	0.998	16		50.00	2.00	10.00	20.00	80.00	120.0	160.0	196.0	0.50
Nitrobenzene-d5	1	0	Avg	0.1641	0.1840	0.1395	0.1476	0.1643	0.1692	0.1672	0.1668	-----	0.163	6.25	1.00	1.00	8.4		25.00	1.00	5.00	10.00	40.00	60.00	80.00	98.00	
Nitrobenzene	1	0	Avg	0.3431	0.3856	0.2990	0.3129	0.3283	0.3326	0.3200	0.3204	-----	0.330	6.26	0.999	1.00	7.9	0.20	50.00	2.00	10.00	20.00	80.00	120.0	160.0	196.0	
Isophorone	1	0	Avg	0.6286	0.6782	0.5347	0.5733	0.6215	0.6173	0.5989	0.6014	-----	0.607	6.46	0.999	1.00	6.9	0.40	50.00	2.00	10.00	20.00	80.00	120.0	160.0	196.0	
2-Nitrophenol	1	0	Avg	0.1932	0.1842	0.1489	0.1644	0.1904	0.1982	0.1964	0.1947	-----	0.184	6.52	1.00	1.00	9.7	0.10	50.00	2.00	10.00	20.00	80.00	120.0	160.0	196.0	
2,4-Dimethylphenol	1	0	Avg	0.3390	0.3693	0.2886	0.3079	0.3326	0.3346	0.3210	0.3197	0.4773	0.343	6.55	0.999	0.999	16	0.20	50.00	2.00	10.00	20.00	80.00	120.0	160.0	196.0	0.50
Benzoic Acid	1	0	Qua	0.1471	-----	0.0311	0.0606	0.1946	0.2323	0.2620	0.2479	-----	0.168	6.61	0.992	0.993	55		50.00		10.00	20.00	80.00	120.0	160.0	196.0	
bis(2-Chloroethoxy)me	1	0	Avg	0.4048	0.4717	0.3595	0.3735	0.3971	0.3976	0.3822	0.3796	-----	0.396	6.62	0.999	1.00	8.6	0.30	50.00	2.00	10.00	20.00	80.00	120.0	160.0	196.0	
2,4-Dichlorophenol	1	0	Avg	0.3046	0.3071	0.2598	0.2739	0.3047	0.3094	0.3047	0.3001	0.3718	0.304	6.71	0.999	0.999	10	0.20	50.00	2.00	10.00	20.00	80.00	120.0	160.0	196.0	0.50
1,2,4-Trichlorobenzen	1	0	Avg	0.3271	0.3817	0.2890	0.3002	0.3210	0.3254	0.3146	0.3116	-----	0.321	6.78	0.999	1.00	8.6		50.00	2.00	10.00	20.00	80.00	120.0	160.0	196.0	
Naphthalene	1	0	Qua	1.0506	1.2920	0.9225	0.9718	1.0260	1.0180	0.9617	0.9603	1.7304	1.10	6.84	0.998	1.00	23	0.70	50.00	2.00	10.00	20.00	80.00	120.0	160.0	196.0	0.50
4-Chloroaniline	1	0	Qua	0.3309	0.3610	0.2898	0.3141	0.3660	0.3083	0.2226	0.2219	0.4167	0.315	6.87	0.958	0.989	20	0.01	50.00	2.00	10.00	20.00	80.00	120.0	160.0	196.0	0.50
Hexachlorobutadiene	1	0	Avg	0.1738	0.2129	0.1530	0.1588	0.1705	0.1732	0.1710	0.1685	-----	0.173	6.93	1.00	1.00	10	0.01	50.00	2.00	10.00	20.00	80.00	120.0	160.0	196.0	
Caprolactam	1	0	Avg	0.1205	0.1057	0.0956	0.1040	0.1209	0.1225	0.1310	0.1311	-----	0.116	7.14	0.997	0.999	11	0.01	50.00	2.00	10.00	20.00	80.00	120.0	160.0	196.0	
4-Chloro-3-methylphe	1	0	Avg	0.2976	0.3054	0.2544	0.2661	0.2934	0.2981	0.2901	0.2880	-----	0.287	7.24	0.999	0.999	6.1	0.20	50.00	2.00	10.00	20.00	80.00	120.0	160.0	196.0	
2-Methylnaphthalene	1	0	Avg	0.7538	0.9008	0.6523	0.6952	0.7394	0.7435	0.6965	0.6962	-----	0.735	7.37	0.998	0.999	10	0.40	50.00	2.00	10.00	20.00	80.00	120.0	160.0	196.0	
1-Methylnaphthalene	1	0	Avg	0.6952	0.8272	0.6160	0.6415	0.6815	0.6852	0.6517	0.6473	-----	0.681	7.46	0.999	1.00	9.5	0.40	50.00	2.00	10.00	20.00	80.00	120.0	160.0	196.0	
Methylnaphthalenes (	1	0	Avg	0.7244	0.8640	0.6342	0.6692	0.7102	0.7143	0.6740	0.6718	-----	0.708	7.37	0.998	1.00	9.9		100.0	4.00	20.00	40.00	160.0	240.0	320.0	392.0	
1,1'-Biphenyl	1	0	Avg	0.8890	1.0374	0.7661	0.8258	0.8724	0.8790	0.8291	0.8275	-----	0.866	7.75	0.998	1.00	9.2	0.01	50.00	2.00	10.00	20.00	80.00	120.0	160.0	196.0	
1,2,4,5-Tetrachloroben	1	0	Avg	0.5283	0.6396	0.4656	0.4902	0.5231	0.5275	0.5052	0.5010	-----	0.523	7.51	0.999	0.999	9.9	0.01	50.00	2.00	10.00	20.00	80.00	120.0	160.0	196.0	

Flags
a - failed the min rf criteria
c - failed the minimum correlation coeff criteria(if applicable)

Note: Avg Rsd: 11.8
Corr 1 = Correlation Coefficient for linear Eq.
Corr 2 = Correlation Coefficient for quad Eq.
Fit = Indicates whether Avg RF, Linear, or Quadratic Curve was used for compound.

7062812 0226

7062812 0227

Form 6
Initial Calibration

Method: EPA 8270D

Instrument: GCMS_7

Level #:	Data File:	Cal Identifier:	Analysis Date/Time	Level #:	Data File:	Cal Identifier:	Analysis Date/Time
1	7M84393.D	CAL BNA@50PPM	06/05/17 10:41	2	7M84400.D	CAL BNA@2PPM	06/05/17 13:29
3	7M84394.D	CAL BNA@10PPM	06/05/17 11:05	4	7M84399.D	CAL BNA@20PPM	06/05/17 13:05
5	7M84398.D	CAL BNA@80PPM	06/05/17 12:42	6	7M84397.D	CAL BNA@120PPM	06/05/17 12:18
7	7M84396.D	CAL BNA@160PPM	06/05/17 11:54	8	7M84395.D	CAL BNA@196PPM	06/05/17 11:31
9	7M84401.D	CAL BNA@.5PPM	06/05/17 13:53				

Compound	Col	Mr	Fit:	RF1	RF2	RF3	RF4	RF5	RF6	RF7	RF8	RF9	AvgRf	RT	Corr1	Corr2	%Rsd		Calibration Level Concentrations Lvl1	Lvl2	Lvl3	Lvl4	Lvl5	Lvl6	Lvl7	Lvl8	Lvl9
Hexachlorocyclopenta	1	0	Qua	0.2451	0.0975	0.1312	0.1760	0.2660	0.2879	0.2925	0.2857	-----	0.223	7.50	0.998	0.998	35	0.05	50.00	2.00	10.00	20.00	80.00	120.0	160.0	196.0	
2,4,6-Trichlorophenol	1	0	Avg	0.3678	0.3399	0.3079	0.3475	0.3713	0.3800	0.3760	0.3726	-----	0.358	7.60	1.00	1.00	6.9	0.20	50.00	2.00	10.00	20.00	80.00	120.0	160.0	196.0	
2,4,5-Trichlorophenol	1	0	Avg	0.3896	0.3693	0.3214	0.3218	0.3870	0.3964	0.3935	0.3872	-----	0.371	7.63	1.00	1.00	8.5	0.20	50.00	2.00	10.00	20.00	80.00	120.0	160.0	196.0	
2-Fluorobiphenyl	1	0	Avg	1.3002	1.5240	1.1656	1.1884	1.2741	1.3114	1.2915	1.2697	-----	1.29	7.66	0.999	0.999	8.4		25.00	1.00	5.00	10.00	40.00	60.00	80.00	98.00	
2-Chloronaphthalene	1	0	Avg	1.1386	1.3431	1.0028	1.0412	1.0934	1.1026	1.0537	1.0447	-----	1.10	7.78	0.999	1.00	9.6	0.80	50.00	2.00	10.00	20.00	80.00	120.0	160.0	196.0	
1,4-Dimethylnaphthale	1	0	Avg	0.9289	1.0913	0.8114	0.8456	0.8994	0.8898	0.8095	0.8120	-----	0.886	8.06	0.997	0.999	11		50.00	2.00	10.00	20.00	80.00	120.0	160.0	196.0	
Dimethylnaphthalenes	1	0	Avg	0.9289	1.0913	0.8114	0.8456	0.8994	0.8898	0.8095	0.8120	-----	0.886	8.06	0.997	0.999	11		50.00	2.00	10.00	20.00	80.00	120.0	160.0	196.0	
Diphenyl Ether	1	0	Avg	0.7749	0.9169	0.6808	0.7222	0.7622	0.7727	0.7436	0.7310	-----	0.763	7.83	0.999	1.00	9.1		50.00	2.00	10.00	20.00	80.00	120.0	160.0	196.0	
2-Nitroaniline	1	0	Avg	0.3445	0.3503	0.2935	0.3074	0.3326	0.3287	0.3121	0.3078	-----	0.322	7.85	0.998	1.00	6.2	0.01	50.00	2.00	10.00	20.00	80.00	120.0	160.0	196.0	
Coumarin	1	0	Avg	0.4751	0.5340	0.4164	0.4351	0.4645	0.4644	0.4442	0.4446	-----	0.460	8.03	0.999	1.00	7.7		50.00	2.00	10.00	20.00	80.00	120.0	160.0	196.0	
Acenaphthylene	1	0	Avg	1.7639	2.0173	1.5253	1.6256	1.7419	1.7439	1.6659	1.6603	-----	1.72	8.13	0.999	0.999	8.4	0.90	50.00	2.00	10.00	20.00	80.00	120.0	160.0	196.0	
Dimethylphthalate	1	0	Avg	1.2766	1.4463	1.0965	1.1602	1.2529	1.2554	1.2050	1.1965	-----	1.24	7.99	0.999	1.00	8.3	0.01	50.00	2.00	10.00	20.00	80.00	120.0	160.0	196.0	
2,6-Dinitrotoluene	1	0	Avg	0.3033	0.2799	0.2494	0.2674	0.2947	0.2955	0.2696	0.2698	-----	0.279	8.05	0.996	0.999	6.5	0.20	50.00	2.00	10.00	20.00	80.00	120.0	160.0	196.0	
Acenaphthene	1	0	Avg	1.1198	1.3229	0.9686	1.0253	1.0943	1.0979	1.0316	1.0191	-----	1.08	8.28	0.998	1.00	10	0.90	50.00	2.00	10.00	20.00	80.00	120.0	160.0	196.0	
3-Nitroaniline	1	0	Qua	0.3060	0.2733	0.2510	0.2843	0.3119	0.3047	0.2714	0.2705	-----	0.284	8.20	0.993	0.998	7.6	0.01	50.00	2.00	10.00	20.00	80.00	120.0	160.0	196.0	
2,4-Dinitrophenol	1	0	Qua	0.0901	-----	0.0169	0.0447	0.1287	0.1464	0.1581	0.1527	-----	0.105	8.29	0.995	0.995	53	0.01	50.00		10.00	20.00	80.00	120.0	160.0	196.0	
Dibenzofuran	1	0	Qua	1.6445	1.9516	1.4247	1.5138	1.6212	1.6212	1.5447	1.5515	2.7017	1.73	8.44	0.999	1.00	23	0.80	50.00	2.00	10.00	20.00	80.00	120.0	160.0	196.0	0.50
2,4-Dinitrotoluene	1	0	Avg	0.4076	0.2848	0.2936	0.3469	0.4039	0.4097	0.4124	0.4059	-----	0.371	8.41	1.00	1.00	15	0.20	50.00	2.00	10.00	20.00	80.00	120.0	160.0	196.0	
4-Nitrophenol	1	0	Avg	0.2252	0.1553	0.1641	0.1868	0.2200	0.2244	0.2184	0.2186	-----	0.202	8.33	0.999	1.00	14	0.01	50.00	2.00	10.00	20.00	80.00	120.0	160.0	196.0	
2,3,4,6-Tetrachlorophe	1	0	Avg	0.3243	0.2290	0.2446	0.2825	0.3280	0.3391	0.3438	0.3416	-----	0.304	8.54	1.00	1.00	15	0.01	50.00	2.00	10.00	20.00	80.00	120.0	160.0	196.0	
Fluorene	1	0	Avg	1.3581	1.5168	1.1723	1.2456	1.3139	1.2996	1.2158	1.2211	-----	1.29	8.76	0.998	0.999	8.4	0.90	50.00	2.00	10.00	20.00	80.00	120.0	160.0	196.0	
4-Chlorophenyl-phenyl	1	0	Avg	0.6435	0.7165	0.5527	0.5893	0.6458	0.6406	0.6276	0.6244	-----	0.630	8.75	1.00	1.00	7.5	0.40	50.00	2.00	10.00	20.00	80.00	120.0	160.0	196.0	
Diethylphthalate	1	0	Avg	1.2587	1.3439	1.0644	1.1150	1.2362	1.2372	1.1826	1.1879	-----	1.20	8.62	0.999	1.00	7.2	0.01	50.00	2.00	10.00	20.00	80.00	120.0	160.0	196.0	
4-Nitroaniline	1	0	Avg	0.3626	0.3029	0.2849	0.3147	0.3552	0.3555	0.3418	0.3430	-----	0.333	8.76	0.999	1.00	8.5	0.01	50.00	2.00	10.00	20.00	80.00	120.0	160.0	196.0	
Atrazine	1	0	Avg	0.3537	0.3146	0.2809	0.3098	0.3464	0.3520	0.3447	0.3466	-----	0.331	9.38	1.00	1.00	7.9	0.01	50.00	2.00	10.00	20.00	80.00	120.0	160.0	196.0	
4,6-Dinitro-2-methylph	1	0	Qua	0.0945	-----	0.0342	0.0616	0.1159	0.1279	0.1364	0.1318	-----	0.100	8.79	0.995	0.997	39	0.01	50.00		10.00	20.00	80.00	120.0	160.0	196.0	
n-Nitrosodiphenylamin	1	0	Avg	0.6318	0.6910	0.5408	0.5756	0.6329	0.6464	0.6291	0.6208	-----	0.621	8.86	0.999	0.999	7.3	0.01	50.00	2.00	10.00	20.00	80.00	120.0	160.0	196.0	
2,4,6-Tribromophenol	1	0	Avg	0.1009	0.0766	0.0753	0.0814	0.1031	0.1116	0.1171	0.1137	-----	0.0975	8.99	0.998	0.999	18		50.00	2.00	10.00	20.00	80.00	120.0	160.0	196.0	
1,2-Diphenylhydrazine	1	0	Avg	0.6524	0.7061	0.5702	0.5920	0.6440	0.6476	0.6662	0.6622	-----	0.643	8.90	0.999	1.00	6.7		50.00	2.00	10.00	20.00	80.00	120.0	160.0	196.0	
4-Bromophenyl-phenyl	1	0	Avg	0.2076	0.2206	0.1741	0.1810	0.2095	0.2172	0.2195	0.2145	-----	0.206	9.23	0.999	0.999	8.7	0.10	50.00	2.00	10.00	20.00	80.00	120.0	160.0	196.0	
Hexachlorobenzene	1	0	Avg	0.2191	0.2589	0.1886	0.1952	0.2206	0.2276	0.2303	0.2267	-----	0.221	9.31	0.992	0.997	9.9	0.10	50.00	2.00	10.00	20.00	80.00	120.0	160.0	196.0	
N-Octadecane	1	0	Avg	0.3621	0.3514	0.3020	0.3246	0.3560	0.3455	0.3133	0.3108	-----	0.333	9.58	0.994	0.999	7.0	0.05	50.00	2.00	10.00	20.00	80.00	120.0	160.0	196.0	
Pentachlorophenol	1	0	Qua	0.1012	-----	0.0469	0.0669	0.1157	0.1257	0.1364	0.1339	-----	0.104	9.50	0.996	0.999	33	0.05 a	50.00		10.00	20.00	80.00	120.0	160.0	196.0	
Phenanthrene	1	0	Avg	1.0774	1.3048	0.9389	0.9739	1.0624	1.0688	1.0222	1.0204	-----	1.06	9.74	0.999	0.999	10	0.70	50.00	2.00	10.00	20.00	80.00	120.0	160.0	196.0	
Anthracene	1	0	Avg	1.1247	1.2125	0.9442	1.0015	1.1121	1.1135	1.0745	1.0644	-----	1.08	9.79	0.999	1.00	7.5	0.70	50.00	2.00	10.00	20.00	80.00	120.0	160.0	196.0	
Carbazole	1	0	Avg	1.0353	1.1048	0.8639	0.9263	1.0218	1.0329	0.9905	0.9906	-----	0.996	9.95	0.999	1.00	7.4	0.01	50.00	2.00	10.00	20.00	80.00	120.0	160.0	196.0	
Di-n-butylphthalate	1	0	Qua	1.2026	1.0901	0.9435	1.0282	1.1766	1.1858	1.1141	1.1132	1.3456	1.13	10.33	0.998	0.999	10	0.01	50.00	2.00	10.00	20.00	80.00	120.0	160.0	196.0	0.50
Fluoranthene	1	0	Avg	1.2467	1.2826	0.9992	1.0714	1.2140	1.2113	1.1662	1.1526	-----	1.17	11.06	0.999	1.00	8.0	0.60	50.00	2.00	10.00	20.00	80.00	120.0	160.0	196.0	
Pyrene	1	0	Avg	1.2166	1.2778	1.0046	1.0745	1.2016	1.2386	1.2025	1.1903	-----	1.18	11.32	0.999	1.00	7.7	0.60	50.00	2.00	10.00	20.00	80.00	120.0	160.0	196.0	
Benzidine	1	0	Qua	0.3733	0.1799	0.2146	0.2911	0.4762	0.4715	-----	-----	-----	0.334	11.21	0.981	0.994	38		50.00	2.00	10.00	20.00	80.00	120.0			
Terphenyl-d14	1	0	Avg	0.5956	0.6116	0.4742	0.5067	0.5934	0.6216	0.6246	0.6367	-----	0.583	11.50	0.998	0.999	10		25.00	1.00	5.00	10.00	40.00	60.00	80.00	96.00	

Flags
a - failed the min rf criteria
c - failed the minimum correlation coeff criteria(if applicable)

Note: Avg Rsd: 11.8
Corr 1 = Correlation Coefficient for linear Eq.
Corr 2 = Correlation Coefficient for quad Eq.
Fit = Indicates whether Avg RF, Linear, or Quadratic Curve was used for compound.

7062812 0228

Method: EPA 8270D

Form 6
Initial Calibration

Instrument: GCMS_7

Level #:	Data File:	Cal Identifier:	Analysis Date/Time	Level #:	Data File:	Cal Identifier:	Analysis Date/Time
1	7M84393.D	CAL BNA@50PPM	06/05/17 10:41	2	7M84400.D	CAL BNA@2PPM	06/05/17 13:29
3	7M84394.D	CAL BNA@10PPM	06/05/17 11:05	4	7M84399.D	CAL BNA@20PPM	06/05/17 13:05
5	7M84398.D	CAL BNA@80PPM	06/05/17 12:42	6	7M84397.D	CAL BNA@120PPM	06/05/17 12:18
7	7M84396.D	CAL BNA@160PPM	06/05/17 11:54	8	7M84395.D	CAL BNA@196PPM	06/05/17 11:31
9	7M84401.D	CAL BNA@.5PPM	06/05/17 13:53				

Compound	Col	Mr	Fit:	RF1	RF2	RF3	RF4	RF5	RF6	RF7	RF8	RF9	AvgRf	RT	Corr1	Corr2	%Rsd		Calibration Level Concentrations Lvl1	Lvl2	Lvl3	Lvl4	Lvl5	Lvl6	Lvl7	Lvl8	Lvl9
4,4'-DDE	1	0	Avg	0.2232	0.2273	0.1817	0.1915	0.2244	0.2338	0.2349	0.2318	-----	0.219	11.44	1.00	1.00	9.3		50.00	2.00	10.00	20.00	80.00	120.0	160.0	196.0	
4,4'-DDD	1	0	Avg	0.4328	0.3706	0.3285	0.3624	0.4316	0.4465	0.4456	0.4405	-----	0.407	11.84	0.998	0.999	11		50.00	2.00	10.00	20.00	80.00	120.0	160.0	196.0	
Butylbenzylphthalate	1	0	Avg	0.4989	0.4167	0.3834	0.4159	0.4986	0.5138	0.4976	0.4994	-----	0.466	12.09	0.999	1.00	11	0.01	50.00	2.00	10.00	20.00	80.00	120.0	160.0	196.0	
4,4'-DDT	1	0	Avg	0.3629	0.2318	0.2430	0.2840	0.3719	0.3796	0.3649	0.3649	-----	0.325	12.19	0.997	0.998	19		50.00	2.00	10.00	20.00	80.00	120.0	160.0	196.0	
3,3'-Dichlorobenzidine	1	0	Qua	0.3116	0.2600	0.2576	0.2793	0.3360	0.3081	0.2585	0.2586	-----	0.284	12.71	0.980	0.995	11	0.01	50.00	2.00	10.00	20.00	80.00	120.0	160.0	196.0	
Benzo[a]anthracene	1	0	Avg	1.0710	1.1863	0.9005	0.9319	1.0804	1.0989	1.0718	1.0741	-----	1.05	12.74	1.00	1.00	8.8	0.80	50.00	2.00	10.00	20.00	80.00	120.0	160.0	196.0	
Chrysene	1	0	Avg	0.9958	1.1548	0.8375	0.8791	0.9926	0.9963	0.9400	0.9411	-----	0.967	12.78	0.998	0.999	9.8	0.70	50.00	2.00	10.00	20.00	80.00	120.0	160.0	196.0	
bis(2-Ethylhexyl)phthal	1	0	Qua	0.6580	0.5612	0.5208	0.5564	0.6506	0.6537	0.5841	0.5849	-----	0.596	12.79	0.994	0.998	8.7	0.01	50.00	2.00	10.00	20.00	80.00	120.0	160.0	196.0	
Di-n-octylphthalate	1	0	Qua	1.3007	0.9536	0.9417	1.0065	1.2853	1.3331	1.2679	1.2683	-----	1.17	13.53	0.999	0.999	15	0.01	50.00	2.00	10.00	20.00	80.00	120.0	160.0	196.0	
Benzo[b]fluoranthene	1	0	Avg	1.2535	1.0216	0.9577	0.9455	1.1517	1.2156	1.1801	1.1840	-----	1.11	13.96	0.998	0.998	11	0.70	50.00	2.00	10.00	20.00	80.00	120.0	160.0	196.0	
Benzo[k]fluoranthene	1	0	Avg	1.0792	1.2323	0.9510	0.9860	1.1693	1.1985	1.1623	1.1380	-----	1.11	13.99	0.999	0.999	9.1	0.70	50.00	2.00	10.00	20.00	80.00	120.0	160.0	196.0	
Benzo[a]pyrene	1	0	Avg	1.1018	1.0424	0.8482	0.9355	1.1036	1.1597	1.1381	1.1263	-----	1.06	14.31	0.999	0.999	10	0.70	50.00	2.00	10.00	20.00	80.00	120.0	160.0	196.0	
Indeno[1,2,3-cd]pyren	1	0	Avg	1.2149	1.1942	0.9527	1.0131	1.2462	1.3187	1.3170	1.3065	-----	1.20	15.68	0.997	0.998	12	0.50	50.00	2.00	10.00	20.00	80.00	120.0	160.0	196.0	
Dibenzo[a,h]anthracen	1	0	Avg	1.0172	0.9816	0.7942	0.8542	1.0466	1.1104	1.1052	1.1037	-----	1.00	15.70	0.999	0.999	12	0.40	50.00	2.00	10.00	20.00	80.00	120.0	160.0	196.0	
Benzo[g,h,i]perylene	1	0	Avg	1.0298	1.1236	0.8246	0.8597	1.0469	1.1018	1.1042	1.0994	-----	1.02	16.05	0.999	1.00	11	0.50	50.00	2.00	10.00	20.00	80.00	120.0	160.0	196.0	

Flags
a - failed the min rf criteria
c - failed the minimum correlation coeff criteria(if applicable)

Note: Avg Rsd: 11.8
Corr 1 = Correlation Coefficient for linear Eq.
Corr 2 = Correlation Coefficient for quad Eq.
Fit = Indicates whether Avg RF, Linear, or Quadratic Curve was used for compound.

Form 6
Initial Calibration

Method: EPA 8270D

Instrument: GCMS_5

Level #:	Data File:	Cal Identifier:	Analysis Date/Time	Level #:	Data File:	Cal Identifier:	Analysis Date/Time
1	5M100062.D	CAL BNA@50PPM	06/05/17 14:26	2	5M100060.D	CAL BNA@2PPM	06/05/17 13:39
3	5M100053.D	CAL BNA@10PPM	06/05/17 10:36	4	5M100059.D	CAL BNA@20PPM	06/05/17 13:16
5	5M100058.D	CAL BNA@80PPM	06/05/17 12:48	6	5M100057.D	CAL BNA@120PPM	06/05/17 12:25
7	5M100056.D	CAL BNA@160PPM	06/05/17 12:02	8	5M100055.D	CAL BNA@196PPM	06/05/17 11:34
9	5M100061.D	CAL BNA@.5PPM	06/05/17 14:03				

Compound	Col	Mr	Fit:	RF1	RF2	RF3	RF4	RF5	RF6	RF7	RF8	RF9	AvgRf	RT	Corr1	Corr2	%Rsd		Calibration Level Concentrations Lvl1	Lvl2	Lvl3	Lvl4	Lvl5	Lvl6	Lvl7	Lvl8	Lvl9
1,4-Dioxane	1	0	Qua	1.0573	1.2350	0.9912	1.0150	1.0419	1.0365	1.0413	1.0386	0.9998	1.05	2.53	1.00	1.00	6.9		50.00	2.00	10.00	20.00	80.00	120.0	160.0	196.0	0.50
Pyridine	1	0	Avg	2.9148	2.1099	2.3153	2.7005	2.8564	2.8380	2.7122	2.8334	-----	2.66	2.98	0.999	0.999	11		50.00	2.00	10.00	20.00	80.00	120.0	160.0	196.0	
N-Nitrosodimethylamin	1	0	Avg	1.6949	1.5472	1.3605	1.5520	1.6937	1.8042	1.7699	1.7252	-----	1.64	2.90	0.999	0.999	8.9		50.00	2.00	10.00	20.00	80.00	120.0	160.0	196.0	
2-Fluorophenol	1	0	Avg	2.5598	2.6042	2.2497	2.2749	2.5666	2.6119	2.5698	2.5491	-----	2.50	4.57	0.999	0.999	5.9		50.00	2.00	10.00	20.00	80.00	120.0	160.0	196.0	
Benzaldehyde	1	0	Avg	1.4442	1.7950	1.4617	1.4800	1.2709	1.0443	-----	-----	-----	1.42	5.39	0.980	0.999	18	0.01	50.00	2.00	10.00	20.00	80.00	120.0			
Aniline	1	0	Avg	4.2789	3.3504	3.2206	3.7753	3.8215	2.7966	-----	-----	3.7939	3.58	5.48	0.944	0.995	14		50.00	2.00	10.00	20.00	80.00	120.0			0.50
Pentachloroethane	1	0	Avg	0.9418	1.0501	0.8533	0.8688	0.9147	0.9397	0.9111	0.9149	-----	0.924	5.53	1.00	1.00	6.4	0.05	50.00	2.00	10.00	20.00	80.00	120.0	160.0	196.0	
bis(2-Chloroethyl)ether	1	0	Avg	2.7140	3.4298	2.4304	2.3761	2.8275	2.8943	2.8314	2.9141	3.7150	2.90	5.54	0.999	1.00	15	0.70	50.00	2.00	10.00	20.00	80.00	120.0	160.0	196.0	0.50
Phenol-d5	1	0	Avg	3.3579	3.6352	3.0795	3.0114	3.3285	3.3793	3.2689	3.2515	-----	3.29	5.46	0.999	1.00	5.8		50.00	2.00	10.00	20.00	80.00	120.0	160.0	196.0	
Phenol	1	0	Avg	3.8556	4.1404	3.4214	3.4974	3.7953	3.7386	3.5484	3.6017	-----	3.70	5.47	0.999	0.999	6.3	0.80	50.00	2.00	10.00	20.00	80.00	120.0	160.0	196.0	
2-Chlorophenol	1	0	Avg	3.0144	3.4682	2.7132	2.7495	2.9922	3.0536	2.9950	2.9728	-----	2.99	5.59	0.999	0.999	7.7	0.80	50.00	2.00	10.00	20.00	80.00	120.0	160.0	196.0	
N-Decane	1	0	Avg	2.9788	3.7228	2.7514	2.7950	2.8981	2.9339	2.7231	2.6367	-----	2.93	5.64	0.996	0.999	12	0.05	50.00	2.00	10.00	20.00	80.00	120.0	160.0	196.0	
1,3-Dichlorobenzene	1	0	Avg	3.2990	3.8419	3.0882	3.0097	3.2612	3.3172	3.1688	3.1270	-----	3.26	5.72	0.999	1.00	7.9		50.00	2.00	10.00	20.00	80.00	120.0	160.0	196.0	
1,4-Dichlorobenzene	1	0	Avg	1.5843	1.8948	1.4106	1.4604	1.5305	1.5349	1.5171	1.4451	-----	1.55	5.78	0.998	1.00	9.8		50.00	2.00	10.00	20.00	80.00	120.0	160.0	196.0	
1,2-Dichlorobenzene	1	0	Avg	1.5192	1.7527	1.3425	1.3510	1.4191	1.4493	1.4283	1.3713	-----	1.45	5.91	0.998	0.999	9.2		50.00	2.00	10.00	20.00	80.00	120.0	160.0	196.0	
Benzyl alcohol	1	0	Avg	0.8987	0.8151	0.7060	0.7780	0.8664	0.8618	0.8523	0.8160	-----	0.824	5.88	0.998	0.999	7.4		50.00	2.00	10.00	20.00	80.00	120.0	160.0	196.0	
bis(2-chloroisopropyl)e	1	0	Avg	1.9238	2.1732	1.6672	1.7753	1.7907	1.8186	1.7430	1.6621	-----	1.82	6.00	0.997	0.999	9.1	0.01	50.00	2.00	10.00	20.00	80.00	120.0	160.0	196.0	
2-Methylphenol	1	0	Avg	1.2736	1.4048	1.0790	1.1622	1.2175	1.2489	1.2438	1.2045	1.7074	1.28	5.98	0.999	0.999	14	0.70	50.00	2.00	10.00	20.00	80.00	120.0	160.0	196.0	0.50
Acetophenone	1	0	Avg	1.8219	2.0229	1.5859	1.6639	1.7106	1.7240	1.6828	1.5896	-----	1.73	6.10	0.998	0.999	8.2	0.01	50.00	2.00	10.00	20.00	80.00	120.0	160.0	196.0	
Hexachloroethane	1	0	Avg	0.5818	0.6396	0.4965	0.5219	0.5408	0.5689	0.5630	0.5347	-----	0.556	6.19	0.998	0.999	7.8	0.30	50.00	2.00	10.00	20.00	80.00	120.0	160.0	196.0	
N-Nitroso-di-n-propyla	1	0	Avg	0.9773	1.0373	0.8478	0.9002	0.9135	0.9267	0.8991	0.8564	1.1638	0.947	6.10	0.998	0.999	11	0.50	50.00	2.00	10.00	20.00	80.00	120.0	160.0	196.0	0.50
3&4-Methylphenol	1	0	Avg	1.3143	1.3840	1.1159	1.2197	1.2602	1.2805	1.2306	1.1892	1.6110	1.29	6.10	0.999	0.999	11		50.00	2.00	10.00	20.00	80.00	120.0	160.0	196.0	0.50
Nitrobenzene-d5	1	0	Avg	0.1687	0.1586	0.1371	0.1532	0.1635	0.1698	0.1710	0.1659	-----	0.161	6.22	0.999	0.999	7.1		25.00	1.00	5.00	10.00	40.00	60.00	80.00	98.00	
Nitrobenzene	1	0	Avg	0.3738	0.3914	0.3238	0.3328	0.3510	0.3609	0.3594	0.3463	-----	0.355	6.23	0.999	0.999	6.1	0.20	50.00	2.00	10.00	20.00	80.00	120.0	160.0	196.0	
Isophorone	1	0	Avg	0.6466	0.6825	0.5408	0.5741	0.6204	0.6456	0.6503	0.6202	-----	0.623	6.42	0.999	0.999	7.3	0.40	50.00	2.00	10.00	20.00	80.00	120.0	160.0	196.0	
2-Nitrophenol	1	0	Avg	0.1998	0.1806	0.1597	0.1729	0.1952	0.1994	0.1980	0.1922	-----	0.187	6.48	0.999	1.00	7.9	0.10	50.00	2.00	10.00	20.00	80.00	120.0	160.0	196.0	
2,4-Dimethylphenol	1	0	Avg	0.3703	0.3842	0.3134	0.3190	0.3516	0.3551	0.3513	0.3393	0.4675	0.361	6.52	0.999	1.00	13	0.20	50.00	2.00	10.00	20.00	80.00	120.0	160.0	196.0	0.50
Benzoic Acid	1	0	Qua	0.2591	-----	0.1030	0.1708	0.3005	0.3442	0.3544	0.3335	-----	0.267	6.60	0.996	0.996	36		50.00		10.00	20.00	80.00	120.0	160.0	196.0	
bis(2-Chloroethoxy)me	1	0	Avg	0.3905	0.4416	0.3444	0.3504	0.3725	0.3828	0.3809	0.3687	-----	0.379	6.58	0.999	1.00	7.9	0.30	50.00	2.00	10.00	20.00	80.00	120.0	160.0	196.0	
2,4-Dichlorophenol	1	0	Avg	0.3086	0.2986	0.2540	0.2790	0.3011	0.3128	0.3106	0.2987	0.2980	0.296	6.67	0.999	0.999	6.3	0.20	50.00	2.00	10.00	20.00	80.00	120.0	160.0	196.0	0.50
1,2,4-Trichlorobenzen	1	0	Avg	0.3514	0.4104	0.3062	0.3231	0.3279	0.3372	0.3379	0.3238	-----	0.340	6.73	0.999	0.999	9.3		50.00	2.00	10.00	20.00	80.00	120.0	160.0	196.0	
Naphthalene	1	0	Qua	1.1271	1.3073	0.9800	1.0188	1.0537	1.0543	1.0354	1.0010	1.7390	1.15	6.80	0.999	1.00	21	0.70	50.00	2.00	10.00	20.00	80.00	120.0	160.0	196.0	0.50
4-Chloroaniline	1	0	Qua	0.3661	0.3546	0.2661	0.2811	0.3388	0.2943	0.2083	-----	0.4534	0.320	6.83	0.914	0.992	23	0.01	50.00	2.00	10.00	20.00	80.00	120.0	160.0		0.50
Hexachlorobutadiene	1	0	Avg	0.2031	0.2482	0.1755	0.1899	0.2008	0.1993	0.1962	0.1870	-----	0.200	6.89	0.998	1.00	11	0.01	50.00	2.00	10.00	20.00	80.00	120.0	160.0	196.0	
Caprolactam	1	0	Qua	0.1185	0.0844	0.0920	0.1017	0.1116	0.1265	0.1267	0.1240	-----	0.111	7.10	0.998	0.998	15	0.01	50.00	2.00	10.00	20.00	80.00	120.0	160.0	196.0	
4-Chloro-3-methylphe	1	0	Avg	0.3146	0.2991	0.2580	0.2744	0.3040	0.3044	0.3115	0.2955	-----	0.295	7.19	0.999	0.999	6.6	0.20	50.00	2.00	10.00	20.00	80.00	120.0	160.0	196.0	
2-Methylnaphthalene	1	0	Avg	0.7687	0.8976	0.6659	0.6992	0.7214	0.7435	0.7214	0.6867	-----	0.738	7.33	0.998	0.999	9.8	0.40	50.00	2.00	10.00	20.00	80.00	120.0	160.0	196.0	
1-Methylnaphthalene	1	0	Avg	0.7099	0.8511	0.6195	0.6647	0.6714	0.7406	0.6710	0.6551	-----	0.698	7.41	0.995	0.997	10	0.40	50.00	2.00	10.00	20.00	80.00	120.0	160.0	196.0	
Methylnaphthalenes (	1	0	Avg	0.7393	0.8744	0.6427	0.6799	0.6995	0.7116	0.7018	0.6760	-----	0.716	7.33	0.999	0.999	9.8		100.0	4.00	20.00	40.00	160.0	240.0	320.0	392.0	
1,1'-Biphenyl	1	0	Avg	0.9322	1.0737	0.8070	0.8424	0.8752	0.8964	0.8838	0.8430	-----	0.894	7.70	0.998	0.999	9.2	0.01	50.00	2.00	10.00	20.00	80.00	120.0	160.0	196.0	
1,2,4,5-Tetrachloroben	1	0	Avg	0.5638	0.6330	0.4933	0.5243	0.5434	0.5411	0.5305	0.5148	-----	0.543	7.46	0.999	1.00	7.7	0.01	50.00	2.00	10.00	20.00	80.00	120.0	160.0	196.0	

Flags
a - failed the min rf criteria
c - failed the minimum correlation coeff criteria(if applicable)

Note: Avg Rsd: 10.3
Corr 1 = Correlation Coefficient for linear Eq.
Corr 2 = Correlation Coefficient for quad Eq.
Fit = Indicates whether Avg RF, Linear, or Quadratic Curve was used for compound.

7062812 0229

Form 6
Initial Calibration

Method: EPA 8270D

Instrument: GCMS_5

Level #:	Data File:	Cal Identifier:	Analysis Date/Time	Level #:	Data File:	Cal Identifier:	Analysis Date/Time
1	5M100062.D	CAL BNA@50PPM	06/05/17 14:26	2	5M100060.D	CAL BNA@2PPM	06/05/17 13:39
3	5M100053.D	CAL BNA@10PPM	06/05/17 10:36	4	5M100059.D	CAL BNA@20PPM	06/05/17 13:16
5	5M100058.D	CAL BNA@80PPM	06/05/17 12:48	6	5M100057.D	CAL BNA@120PPM	06/05/17 12:25
7	5M100056.D	CAL BNA@160PPM	06/05/17 12:02	8	5M100055.D	CAL BNA@196PPM	06/05/17 11:34
9	5M100061.D	CAL BNA@.5PPM	06/05/17 14:03				

Compound	Col	Mr	Fit:	RF1	RF2	RF3	RF4	RF5	RF6	RF7	RF8	RF9	AvgRf	RT	Corr1	Corr2	%Rsd		Calibration Level Concentrations Lvl1	Lvl2	Lvl3	Lvl4	Lvl5	Lvl6	Lvl7	Lvl8	Lvl9
Hexachlorocyclopenta	1	0	Qua	0.3164	0.1491	0.2114	0.2495	0.3341	0.3426	0.3502	0.3449	-----	0.287	7.46	0.997	0.998	26	0.05	50.00	2.00	10.00	20.00	80.00	120.0	160.0	196.0	
2,4,6-Trichlorophenol	1	0	Avg	0.3894	0.3833	0.3184	0.3353	0.3910	0.3853	0.3775	0.3725	-----	0.369	7.55	0.999	0.999	7.3	0.20	50.00	2.00	10.00	20.00	80.00	120.0	160.0	196.0	
2,4,5-Trichlorophenol	1	0	Avg	0.4007	0.3675	0.3407	0.3557	0.3970	0.4049	0.4078	0.3887	-----	0.383	7.58	0.999	0.999	6.6	0.20	50.00	2.00	10.00	20.00	80.00	120.0	160.0	196.0	
2-Fluorobiphenyl	1	0	Avg	1.3337	1.5117	1.1579	1.1915	1.3024	1.3005	1.2991	1.2589	-----	1.29	7.62	0.999	0.999	8.2		25.00	1.00	5.00	10.00	40.00	60.00	80.00	98.00	
2-Chloronaphthalene	1	0	Avg	1.1107	1.3548	1.0138	1.0367	1.0758	1.0989	1.0657	1.0350	-----	1.10	7.72	0.999	1.00	9.9	0.80	50.00	2.00	10.00	20.00	80.00	120.0	160.0	196.0	
1,4-Dimethylnaphthale	1	0	Avg	0.9285	1.1590	0.8167	0.8519	0.9037	0.9036	0.8616	0.8276	-----	0.907	8.01	0.997	1.00	12		50.00	2.00	10.00	20.00	80.00	120.0	160.0	196.0	
Dimethylnaphthalenes	1	0	Avg	0.9285	1.1590	0.8167	0.8519	0.9037	0.9036	0.8616	0.8276	-----	0.907	8.01	0.997	1.00	12		50.00	2.00	10.00	20.00	80.00	120.0	160.0	196.0	
Diphenyl Ether	1	0	Avg	0.7809	0.9541	0.7012	0.7159	0.7677	0.7666	0.7497	0.7016	-----	0.767	7.79	0.997	0.999	11		50.00	2.00	10.00	20.00	80.00	120.0	160.0	196.0	
2-Nitroaniline	1	0	Avg	0.3996	0.4055	0.3326	0.3429	0.3922	0.3932	0.3897	0.3731	-----	0.379	7.80	0.999	0.999	7.1	0.01	50.00	2.00	10.00	20.00	80.00	120.0	160.0	196.0	
Coumarin	1	0	Avg	0.4738	0.5491	0.4089	0.4256	0.4572	0.4534	0.4316	0.4270	-----	0.453	7.98	0.998	1.00	9.7		50.00	2.00	10.00	20.00	80.00	120.0	160.0	196.0	
Acenaphthylene	1	0	Avg	1.8206	2.0611	1.5882	1.6118	1.7707	1.8214	1.7519	1.6995	-----	1.77	8.08	0.998	0.999	8.4	0.90	50.00	2.00	10.00	20.00	80.00	120.0	160.0	196.0	
Dimethylphthalate	1	0	Avg	1.2976	1.4758	1.1484	1.1836	1.2637	1.2698	1.2535	1.2260	-----	1.26	7.95	0.999	1.00	7.8	0.01	50.00	2.00	10.00	20.00	80.00	120.0	160.0	196.0	
2,6-Dinitrotoluene	1	0	Avg	0.2951	0.3059	0.2481	0.2657	0.2944	0.2888	0.2722	0.2672	-----	0.280	8.00	0.997	1.00	6.9	0.20	50.00	2.00	10.00	20.00	80.00	120.0	160.0	196.0	
Acenaphthene	1	0	Avg	1.1291	1.3673	1.0132	1.0322	1.1042	1.0966	1.0586	1.0461	-----	1.11	8.23	0.999	1.00	10	0.90	50.00	2.00	10.00	20.00	80.00	120.0	160.0	196.0	
3-Nitroaniline	1	0	Qua	0.3115	0.2687	0.2631	0.2775	0.3019	0.2870	0.2591	0.2452	-----	0.277	8.15	0.988	0.999	8.1	0.01	50.00	2.00	10.00	20.00	80.00	120.0	160.0	196.0	
2,4-Dinitrophenol	1	0	Qua	0.1453	-----	0.0530	0.0925	0.1700	0.1846	0.1969	0.1930	-----	0.148	8.24	0.997	0.999	37	0.01	50.00		10.00	20.00	80.00	120.0	160.0	196.0	
Dibenzofuran	1	0	Qua	1.6807	1.9813	1.4914	1.5289	1.6140	1.6330	1.5739	1.5560	2.7639	1.76	8.38	0.999	1.00	23	0.80	50.00	2.00	10.00	20.00	80.00	120.0	160.0	196.0	0.50
2,4-Dinitrotoluene	1	0	Avg	0.4165	0.3672	0.3403	0.3678	0.4169	0.4190	0.4174	0.4101	-----	0.394	8.36	1.00	1.00	7.9	0.20	50.00	2.00	10.00	20.00	80.00	120.0	160.0	196.0	
4-Nitrophenol	1	0	Qua	0.2639	0.3778	0.1826	0.2145	0.2515	0.2477	0.2494	0.2470	-----	0.254	8.28	0.999	0.999	22	0.01	50.00	2.00	10.00	20.00	80.00	120.0	160.0	196.0	
2,3,4,6-Tetrachlorophe	1	0	Qua	0.3659	0.2687	0.2850	0.3113	0.3630	0.3722	0.3553	0.3591	-----	0.335	8.49	0.999	0.999	12	0.01	50.00	2.00	10.00	20.00	80.00	120.0	160.0	196.0	
Fluorene	1	0	Avg	1.3595	1.6381	1.2335	1.2382	1.3068	1.3068	1.2822	1.2653	-----	1.33	8.71	0.999	1.00	9.9	0.90	50.00	2.00	10.00	20.00	80.00	120.0	160.0	196.0	
4-Chlorophenyl-phenyl	1	0	Avg	0.6748	0.8334	0.6096	0.6150	0.6475	0.6405	0.6357	0.6147	-----	0.659	8.69	0.999	1.00	11	0.40	50.00	2.00	10.00	20.00	80.00	120.0	160.0	196.0	
Diethylphthalate	1	0	Avg	1.3188	1.4707	1.1482	1.1556	1.2868	1.3022	1.2559	1.2579	-----	1.27	8.58	0.999	1.00	8.0	0.01	50.00	2.00	10.00	20.00	80.00	120.0	160.0	196.0	
4-Nitroaniline	1	0	Qua	0.3638	0.2780	0.2960	0.3145	0.3494	0.3508	0.3422	0.3399	-----	0.329	8.71	0.999	1.00	9.1	0.01	50.00	2.00	10.00	20.00	80.00	120.0	160.0	196.0	
Atrazine	1	0	Avg	0.3690	0.3799	0.3145	0.3284	0.3577	0.3732	0.3593	0.3505	-----	0.354	9.34	0.999	0.999	6.3	0.01	50.00	2.00	10.00	20.00	80.00	120.0	160.0	196.0	
4,6-Dinitro-2-methylph	1	0	Qua	0.1235	-----	0.0618	0.0920	0.1271	0.1355	0.1357	0.1398	-----	0.117	8.74	1.00	1.00	25	0.01	50.00		10.00	20.00	80.00	120.0	160.0	196.0	
n-Nitrosodiphenylamin	1	0	Avg	0.6152	0.6823	0.5313	0.5576	0.5840	0.5930	0.5801	0.5853	-----	0.591	8.81	0.999	0.999	7.5	0.01	50.00	2.00	10.00	20.00	80.00	120.0	160.0	196.0	
2,4,6-Tribromophenol	1	0	Qua	0.0993	0.0681	0.0763	0.0825	0.0959	0.0987	0.0942	0.0971	-----	0.0890	8.94	0.999	0.999	13		50.00	2.00	10.00	20.00	80.00	120.0	160.0	196.0	
1,2-Diphenylhydrazine	1	0	Avg	0.6710	0.7218	0.5802	0.5917	0.6463	0.7083	0.6250	0.6398	-----	0.648	8.85	0.997	0.997	7.8		50.00	2.00	10.00	20.00	80.00	120.0	160.0	196.0	
4-Bromophenyl-phenyl	1	0	Avg	0.2084	0.2350	0.1787	0.1879	0.2005	0.2005	0.1973	0.1979	-----	0.201	9.18	1.00	1.00	8.2	0.10	50.00	2.00	10.00	20.00	80.00	120.0	160.0	196.0	
Hexachlorobenzene	1	0	Avg	0.2180	0.2575	0.1906	0.1917	0.2056	0.2047	0.1961	0.2014	-----	0.208	9.26	0.999	0.999	10	0.10	50.00	2.00	10.00	20.00	80.00	120.0	160.0	196.0	
N-Octadecane	1	0	Avg	0.4238	0.4572	0.3650	0.3794	0.3977	0.3977	0.3853	0.3831	-----	0.399	9.53	0.999	1.00	7.3	0.05	50.00	2.00	10.00	20.00	80.00	120.0	160.0	196.0	
Pentachlorophenol	1	0	Qua	0.1233	-----	0.0618	0.0887	0.1294	0.1351	0.1396	0.1408	-----	0.117	9.45	0.999	1.00	26	0.05	50.00		10.00	20.00	80.00	120.0	160.0	196.0	
Phenanthrene	1	0	Avg	1.1062	1.2941	0.9855	0.9847	1.0343	1.0468	1.0137	1.0303	-----	1.06	9.68	0.999	0.999	9.5	0.70	50.00	2.00	10.00	20.00	80.00	120.0	160.0	196.0	
Anthracene	1	0	Avg	1.1420	1.2629	1.0056	1.0122	1.0866	1.1195	1.0715	1.0807	-----	1.10	9.74	0.999	0.999	7.4	0.70	50.00	2.00	10.00	20.00	80.00	120.0	160.0	196.0	
Carbazole	1	0	Avg	1.0082	1.0816	0.8460	0.8863	0.9653	0.9316	0.9376	0.9563	-----	0.952	9.90	0.999	0.999	7.6	0.01	50.00	2.00	10.00	20.00	80.00	120.0	160.0	196.0	
Di-n-butylphthalate	1	0	Avg	1.1910	1.1103	0.9705	1.0321	1.1519	1.1520	1.1146	1.1495	1.3979	1.14	10.29	0.999	0.999	10	0.01	50.00	2.00	10.00	20.00	80.00	120.0	160.0	196.0	0.50
Fluoranthene	1	0	Avg	1.2296	1.3385	1.0666	1.0663	1.1585	1.1559	1.1313	1.1367	-----	1.16	11.01	0.999	0.999	7.7	0.60	50.00	2.00	10.00	20.00	80.00	120.0	160.0	196.0	
Pyrene	1	0	Avg	1.1896	1.3127	0.9804	1.0235	1.1626	1.1430	1.1557	1.1437	-----	1.14	11.28	1.00	1.00	8.9	0.60	50.00	2.00	10.00	20.00	80.00	120.0	160.0	196.0	
Benzidine	1	0	Qua	0.5994	0.3243	0.4194	0.4649	0.5659	0.5119	0.4363	0.4576	-----	0.473	11.16	0.982	0.992	18		50.00	2.00	10.00	20.00	80.00	120.0	160.0	196.0	
Terphenyl-d14	1	0	Avg	0.6030	0.6886	0.5052	0.5093	0.5968	0.5906	0.6060	0.6146	-----	0.589	11.46	0.998	0.999	10		25.00	1.00	5.00	10.00	40.00	60.00	80.00	96.00	

Flags
a - failed the min rf criteria
c - failed the minimum correlation coeff criteria(if applicable)

Note: Avg Rsd: 10.3
Corr 1 = Correlation Coefficient for linear Eq.
Corr 2 = Correlation Coefficient for quad Eq.
Fit = Indicates whether Avg RF, Linear, or Quadratic Curve was used for compound.

7062812 0230

Form 6
Initial Calibration

Method: EPA 8270D

Instrument: GCMS_5

Level #:	Data File:	Cal Identifier:	Analysis Date/Time	Level #:	Data File:	Cal Identifier:	Analysis Date/Time
1	5M100062.D	CAL BNA@50PPM	06/05/17 14:26	2	5M100060.D	CAL BNA@2PPM	06/05/17 13:39
3	5M100053.D	CAL BNA@10PPM	06/05/17 10:36	4	5M100059.D	CAL BNA@20PPM	06/05/17 13:16
5	5M100058.D	CAL BNA@80PPM	06/05/17 12:48	6	5M100057.D	CAL BNA@120PPM	06/05/17 12:25
7	5M100056.D	CAL BNA@160PPM	06/05/17 12:02	8	5M100055.D	CAL BNA@196PPM	06/05/17 11:34
9	5M100061.D	CAL BNA@.5PPM	06/05/17 14:03				

Compound	Col	Mr	Fit:	RF1	RF2	RF3	RF4	RF5	RF6	RF7	RF8	RF9	AvgRf	RT	Corr1	Corr2	%Rsd		Calibration Level Concentrations Lvl1	Lvl2	Lvl3	Lvl4	Lvl5	Lvl6	Lvl7	Lvl8	Lvl9
4,4'-DDE	1	0	Avg	0.2345	0.2652	0.1970	0.1961	0.2340	0.2297	0.2297	0.2284	----	0.227	11.40	1.00	1.00	9.8		50.00	2.00	10.00	20.00	80.00	120.0	160.0	196.0	
4,4'-DDD	1	0	Avg	0.4485	0.4436	0.3587	0.3832	0.4440	0.4373	0.4368	0.4396	----	0.424	11.79	0.999	0.999	7.9		50.00	2.00	10.00	20.00	80.00	120.0	160.0	196.0	
Butylbenzylphthalate	1	0	Avg	0.4963	0.4268	0.3988	0.4174	0.4974	0.4861	0.4967	0.4866	----	0.463	12.05	1.00	1.00	8.9	0.01	50.00	2.00	10.00	20.00	80.00	120.0	160.0	196.0	
4,4'-DDT	1	0	Avg	0.3811	0.3147	0.3019	0.3204	0.3729	0.3660	0.3636	0.3608	----	0.348	12.15	0.999	0.999	8.7		50.00	2.00	10.00	20.00	80.00	120.0	160.0	196.0	
3,3'-Dichlorobenzidine	1	0	Qua	0.3147	0.2551	0.2032	0.2311	0.3075	0.2910	0.2691	0.2584	----	0.266	12.66	0.991	0.999	14	0.01	50.00	2.00	10.00	20.00	80.00	120.0	160.0	196.0	
Benzo[a]anthracene	1	0	Avg	1.0875	1.2290	0.9013	0.9454	1.0763	1.0528	1.0338	1.0373	----	1.05	12.70	0.999	1.00	9.4	0.80	50.00	2.00	10.00	20.00	80.00	120.0	160.0	196.0	
Chrysene	1	0	Avg	1.0130	1.1929	0.8774	0.8940	0.9410	0.9468	0.9242	0.9028	----	0.962	12.74	0.999	0.999	11	0.70	50.00	2.00	10.00	20.00	80.00	120.0	160.0	196.0	
bis(2-Ethylhexyl)phthal	1	0	Avg	0.6733	0.5705	0.5299	0.5587	0.6536	0.6632	0.6550	0.6422	----	0.618	12.75	0.999	1.00	9.0	0.01	50.00	2.00	10.00	20.00	80.00	120.0	160.0	196.0	
Di-n-octylphthalate	1	0	Qua	1.2606	0.9793	0.9563	1.0655	1.2565	1.2656	1.2430	1.2500	----	1.16	13.49	0.999	0.999	12	0.01	50.00	2.00	10.00	20.00	80.00	120.0	160.0	196.0	
Benzo[b]fluoranthene	1	0	Avg	1.1063	1.3037	0.9832	0.9672	1.0918	1.1581	1.0945	1.0605	----	1.10	13.91	0.998	0.998	9.6	0.70	50.00	2.00	10.00	20.00	80.00	120.0	160.0	196.0	
Benzo[k]fluoranthene	1	0	Avg	1.1682	1.2683	0.9218	1.0318	1.0876	1.0370	1.0109	1.0468	----	1.07	13.94	0.998	0.998	9.8	0.70	50.00	2.00	10.00	20.00	80.00	120.0	160.0	196.0	
Benzo[a]pyrene	1	0	Avg	1.0832	1.1688	0.8958	0.9384	1.0397	1.0698	1.0268	1.0280	----	1.03	14.26	0.999	0.999	8.2	0.70	50.00	2.00	10.00	20.00	80.00	120.0	160.0	196.0	
Indeno[1,2,3-cd]pyren	1	0	Avg	1.1749	1.2912	0.9737	1.0099	1.1348	1.1274	1.1079	1.1293	----	1.12	15.61	0.999	0.999	8.7	0.50	50.00	2.00	10.00	20.00	80.00	120.0	160.0	196.0	
Dibenzo[a,h]anthracen	1	0	Avg	1.0027	1.0600	0.8400	0.8566	0.9794	0.9659	0.9396	0.9471	----	0.949	15.63	0.999	1.00	7.7	0.40	50.00	2.00	10.00	20.00	80.00	120.0	160.0	196.0	
Benzo[g,h,i]perylene	1	0	Avg	0.9968	1.1080	0.8384	0.8679	0.9832	0.9696	0.9702	0.9795	----	0.964	15.98	1.00	1.00	8.5	0.50	50.00	2.00	10.00	20.00	80.00	120.0	160.0	196.0	

Flags
a - failed the min rf criteria
c - failed the minimum correlation coeff criteria(if applicable)

Note: Avg Rsd: 10.3
Corr 1 = Correlation Coefficient for linear Eq.
Corr 2 = Correlation Coefficient for quad Eq.
Fit = Indicates whether Avg RF, Linear, or Quadratic Curve was used for compound.

7062812 0231

Form7

Continuing Calibration

Calibration Name: CAL BNA@50PPM **Data File:** 10M63789.D **Instrument:** GCMS 10

Cont Calibration Date/Time 6/29/2017 8:59:00 A Method: EPA 8270D

TxtCompd:	Col#	Multi Num	Type	RT	Conc	Conc Exp	Lo Lim	MIN RF	Initial RF	RF	%Diff	Flag
1,4-Dioxane-d8(INT)	1	0	I	2.46	40.00	40	**			0.000	0.00	
1,4-Dioxane	1	0		2.50	44.77	50	**		1.176	0.975	10.45	
Pyridine	1	0		2.95	49.57	50	**		3.215	3.188	0.86	
N-Nitrosodimethylamine	1	0		2.88	45.78	50	**		1.925	1.762	8.45	
2-Fluorophenol	1	0	S	4.53	54.59	50	**		2.399	2.620	9.19	
Benzaldehyde	1	0		5.36	44.41	50	20	0.01	1.370	1.217	11.19	
Aniline	1	0		5.45	58.58	50	**		3.718	4.357	17.16	
Pentachloroethane	1	0		5.49	55.64	50	**	0.05	0.889	0.990	11.27	
bis(2-Chloroethyl)ether	1	0		5.51	43.89	50	20	0.7	3.164	2.915	12.23	
Phenol-d5	1	0	S	5.43	52.70	50	**		3.343	3.524	5.40	
Phenol	1	0		5.44	51.54	50	20	0.8	3.880	4.000	3.08	
2-Chlorophenol	1	0		5.56	56.13	50	20	0.8	2.733	3.068	12.25	
N-Decane	1	0		5.60	50.99	50	**	0.05	2.959	3.018	1.98	
1,3-Dichlorobenzene	1	0		5.68	56.31	50	**		2.879	3.243	12.62	
1,4-Dichlorobenzene-d4	1	0	I	5.74	40.00	40	**			0.000	0.00	
1,4-Dichlorobenzene	1	0		5.75	50.05	50	20		1.567	1.569	0.11	
1,2-Dichlorobenzene	1	0		5.87	50.90	50	**		1.478	1.504	1.80	
Benzyl alcohol	1	0		5.86	44.63	50	**		0.960	0.857	10.74	
bis(2-chloroisopropyl)ether	1	0		5.96	46.05	50	20	0.01	2.050	1.888	7.90	
2-Methylphenol	1	0		5.95	46.69	50	20	0.7	1.481	1.321	6.63	
Acetophenone	1	0		6.07	46.50	50	20	0.01	1.861	1.730	7.01	
Hexachloroethane	1	0		6.14	49.90	50	20	0.3	0.604	0.603	0.19	
N-Nitroso-di-n-propylamine	1	0		6.06	40.58	50	20	0.5	1.238	1.023	18.84	
3&4-Methylphenol	1	0		6.07	46.82	50	20		1.471	1.377	6.37	
Naphthalene-d8	1	0	I	6.74	40.00	40	**			0.000	0.00	
Nitrobenzene-d5	1	0	S	6.19	24.21	25	**		0.171	0.165	3.18	
Nitrobenzene	1	0		6.20	43.42	50	20	0.2	0.423	0.368	13.16	
Isophorone	1	0		6.39	45.13	50	20	0.4	0.730	0.658	9.74	
2-Nitrophenol	1	0		6.45	51.32	50	20	0.1	0.184	0.192	2.63	
2,4-Dimethylphenol	1	0		6.48	46.12	50	20	0.2	0.373	0.344	7.76	
Benzoic Acid	1	0		6.56	18.81	50	**		0.242	0.097	62.37	
bis(2-Chloroethoxy)methane	1	0		6.55	47.63	50	20	0.3	0.449	0.427	4.74	
2,4-Dichlorophenol	1	0		6.64	51.23	50	20	0.2	0.291	0.298	2.45	
1,2,4-Trichlorobenzene	1	0		6.70	51.63	50	**		0.309	0.319	3.26	
Naphthalene	1	0		6.76	49.82	50	20	0.7	1.175	1.117	0.36	
4-Chloroaniline	1	0		6.80	58.34	50	20	0.01	0.346	0.433	16.69	
Hexachlorobutadiene	1	0		6.85	57.06	50	20	0.01	0.159	0.182	14.13	
Caprolactam	1	0		7.07	41.51	50	20	0.01	0.118	0.103	16.98	
4-Chloro-3-methylphenol	1	0		7.16	48.17	50	20	0.2	0.306	0.295	3.66	
2-Methylnaphthalene	1	0		7.29	51.40	50	**	0.4	0.713	0.733	2.81	
1-Methylnaphthalene	1	0		7.37	51.18	50	**	0.4	0.675	0.691	2.36	
Methylnaphthalenes	1	0		7.29	102.89	100	**			0.711	2.89	
1,1'-Biphenyl	1	0		7.66	51.50	50	20	0.01	0.831	0.856	3.00	
Acenaphthene-d10	1	0	I	8.16	40.00	40	**			0.000	0.00	
1,2,4,5-Tetrachlorobenzene	1	0		7.42	50.09	50	20	0.01	0.503	0.504	0.17	
Hexachlorocyclopentadiene	1	0		7.41	27.58	50	20	0.05	0.161	0.088	44.83	C1
2,4,6-Trichlorophenol	1	0		7.51	52.52	50	20	0.2	0.342	0.359	5.04	
2,4,5-Trichlorophenol	1	0		7.55	52.51	50	20	0.2	0.356	0.374	5.02	
2-Fluorobiphenyl	1	0	S	7.57	25.08	25	**		1.310	1.315	0.34	
2-Chloronaphthalene	1	0		7.69	50.90	50	20	0.8	1.117	1.137	1.79	
1,4-Dimethylnaphthalene	1	0		7.96	54.82	50	**		0.896	0.982	9.64	
Dimethylnaphthalenes	1	0		7.96	54.82	50	20			0.982	9.64	

S-Surrogate Compound I-Internal Standard Compound

N/O or N/Q - Not applicable for this run C1-Compound %Diff exceeds limits ** - No limit specified in method

Note: 8260/8270 limits are compared against the %DIFF/R.F. 625 limits are compared against the %DIFF.

624 limits are compared against the concentration found. 524.2 limits are compared against the %DIFF

Form7

Continuing Calibration

Calibration Name: CAL BNA@50PPM **Data File:** 10M63789.D **Instrument:** GCMS 10

Cont Calibration Date/Time 6/29/2017 8:59:00 A Method: EPA 8270D

TxtCompd:	Col#	Multi Num	Type	RT	Conc	Conc Exp	Lo Lim	MIN RF	Initial RF	RF	%Diff	Flag
Diphenyl Ether	1	0		7.74	47.82	50	**		0.764	0.731	4.36	
2-Nitroaniline	1	0		7.76	44.31	50	20	0.01	0.467	0.414	11.39	
Coumarin	1	0		7.95	52.44		**		0.468			
Acenaphthylene	1	0		8.03	51.88	50	20	0.9	1.776	1.843	3.76	
Dimethylphthalate	1	0		7.90	52.24	50	20	0.01	1.225	1.280	4.49	
2,6-Dinitrotoluene	1	0		7.96	55.33	50	20	0.2	0.281	0.311	10.66	
Acenaphthene	1	0		8.18	52.67	50	20	0.9	1.109	1.168	5.34	
3-Nitroaniline	1	0		8.11	55.91	50	20	0.01	0.293	0.350	11.82	
2,4-Dinitrophenol	1	0		8.21	18.56	50	20	0.01	0.111	0.023	62.89	C1
Dibenzofuran	1	0		8.34	50.35	50	20	0.8	1.709	1.657	0.70	
2,4-Dinitrotoluene	1	0		8.32	48.84	50	20	0.2	0.369	0.392	2.32	
4-Nitrophenol	1	0		8.25	36.92	50	20	0.01	0.262	0.205	26.15	C1
2,3,4,6-Tetrachlorophenol	1	0		8.45	50.48	50	20	0.01	0.296	0.325	0.97	
Fluorene	1	0		8.66	54.54	50	20	0.9	1.278	1.394	9.08	
4-Chlorophenyl-phenylether	1	0		8.64	54.83	50	20	0.4	0.589	0.646	9.66	
Diethylphthalate	1	0		8.52	52.41	50	20	0.01	1.237	1.296	4.82	
4-Nitroaniline	1	0		8.67	53.74	50	20	0.01	0.357	0.384	7.49	
Atrazine	1	0		9.28	49.08	50	20	0.01	0.303	0.297	1.84	
Phenanthrene-d10	1	0	I	9.60	40.00	40	**			0.000	0.00	
4,6-Dinitro-2-methylphenol	1	0		8.70	28.19	50	20	0.01	0.106	0.056	43.61	C1
n-Nitrosodiphenylamine	1	0		8.75	52.00	50	20	0.01	0.636	0.662	4.00	
2,4,6-Tribromophenol	1	0	S	8.89	47.07	50	**		0.103	0.106	5.86	
1,2-Diphenylhydrazine	1	0		8.80	42.02	50	**		0.944	0.793	15.97	
4-Bromophenyl-phenylether	1	0		9.13	55.05	50	20	0.1	0.200	0.220	10.09	
Hexachlorobenzene	1	0		9.20	53.51	50	20	0.1	0.221	0.237	7.01	
N-Octadecane	1	0		9.46	48.04	50	**	0.05	0.493	0.474	3.93	
Pentachlorophenol	1	0		9.40	35.88	50	20	0.05	0.112	0.076	28.24	C1
Phenanthrene	1	0		9.63	52.45	50	20	0.7	1.060	1.112	4.90	
Anthracene	1	0		9.68	52.69	50	20	0.7	1.083	1.142	5.39	
Carbazole	1	0		9.85	52.08	50	20	0.01	1.012	1.054	4.16	
Di-n-butylphthalate	1	0		10.23	52.97	50	20	0.01	1.185	1.266	5.94	
Fluoranthene	1	0		10.95	55.37	50	20	0.6	1.081	1.197	10.74	
Chrysene-d12	1	0	I	12.64	40.00	40	**			0.000	0.00	
Pyrene	1	0		11.22	53.73	50	20	0.6	1.100	1.182	7.46	
Benzidine	1	0		11.11	64.09	50	**		0.367	0.561	28.17	
Terphenyl-d14	1	0	S	11.40	26.61	25	**		0.551	0.586	6.43	
4,4'-DDE	1	0		11.33	55.45		**		0.210			
4,4'-DDD	1	0		11.73	54.70		**		0.397			
Butylbenzylphthalate	1	0		11.98	49.58	50	20	0.01	0.481	0.514	0.84	
4,4'-DDT	1	0		12.08	58.65		**		0.315			
3,3'-Dichlorobenzidine	1	0		12.61	53.45	50	20	0.01	0.309	0.360	6.90	
Benzo[a]anthracene	1	0		12.63	52.75	50	20	0.8	1.017	1.073	5.50	
Chrysene	1	0		12.68	53.74	50	20	0.7	0.941	1.011	7.48	
bis(2-Ethylhexyl)phthalate	1	0		12.67	49.95	50	20	0.01	0.685	0.728	0.10	
Perylene-d12	1	0	I	14.25	40.00	40	**			0.000	0.00	
Di-n-octylphthalate	1	0		13.42	50.43	50	20	0.01	1.153	1.312	0.85	
Benzo[b]fluoranthene	1	0		13.85	56.22	50	20	0.7	1.036	1.164	12.44	
Benzo[k]fluoranthene	1	0		13.87	53.36	50	20	0.7	1.053	1.123	6.72	
Benzo[a]pyrene	1	0		14.19	54.27	50	20	0.7	1.016	1.103	8.55	
Indeno[1,2,3-cd]pyrene	1	0		15.53	51.87	50	20	0.5	1.208	1.253	3.74	
Dibenzo[a,h]anthracene	1	0		15.54	51.50	50	20	0.4	1.018	1.049	3.00	
Benzo[g,h,i]perylene	1	0		15.89	50.02	50	20	0.5	1.027	1.028	0.05	

S-Surrogate Compound I-Internal Standard Compound

N/O or N/Q - Not applicable for this run C1-Compound %Diff exceeds limits ** - No limit specified in method

Note: 8260/8270 limits are compared against the %DIFF/R.F. 625 limits are compared against the %DIFF.

624 limits are compared against the concentration found. 524.2 limits are compared against the %DIFF

Form7

Continuing Calibration

Calibration Name: CAL BNA@50PPM **Data File:** 10M63789.D **Instrument:** GCMS 10

Cont Calibration Date/Time 6/29/2017 8:59:00 A Method: EPA 8270D

TxtCompd:	Col#	Multi Num	Type	RT	Conc	Conc Exp	Lo Lim	MIN RF	Initial RF	RF	%Diff	Flag
1,4-Dioxane-d8	1	100		0.00	0.00	40	**			0.000	100.00	
Toluene Diisocyanate	1	100		0.00	0.00	50	**			0.000	100.00	
2,2'-oxybis-(1-Chloropropane)	1	100		0.00	0.00	50	**			0.000	100.00	
1,4-Dioxane-d8-Surro	1	100		0.00	0.00	40	**			0.000	100.00	
2,4 Diaminotoluene	1	100		0.00	0.00	50	**			0.000	100.00	
Methylnaphthalenes (Total)	1	100		0.00	0.00	50	**		0.691	0.000	100.00	
Methoxychlor	1	100		0.00	0.00	10	**			0.000	100.00	
Heptachlor epoxide	1	100		0.00	0.00	10	**			0.000	100.00	
Heptachlor	1	100		0.00	0.00	10	**			0.000	100.00	
gamma-BHC	1	100		0.00	0.00	10	**			0.000	100.00	
Dimethylnaphthalenes (Total)	1	100		0.00	0.00	50	**		0.896	0.000	100.00	
Diaminotoluene Dihydrochloride	1	100		0.00	0.00	50	**			0.000	100.00	
4-Methylphenol	1	100		0.00	0.00	50	**	0.6		0.000	100.00	
Endrin	1	100		0.00	0.00	50	**			0.000	100.00	

S-Surrogate Compound I-Internal Standard Compound

N/O or N/Q - Not applicable for this run C1-Compound %Diff exceeds limits ** - No limit specified in method

Note: 8260/8270 limits are compared against the %DIFF/R.F. 625 limits are compared against the %DIFF.

624 limits are compared against the concentration found. 524.2 limits are compared against the %DIFF

Form7

Continuing Calibration

Calibration Name: CAL BNA@50PPM **Data File:** 7M85125.D **Instrument:** GCMS 7

Cont Calibration Date/Time 6/29/2017 12:56:00 P Method: EPA 8270D

TxtCompd:	Col#	Multi Num	Type	RT	Conc	Conc Exp	Lo Lim	MIN RF	Initial RF	RF	%Diff	Flag
1,4-Dioxane-d8(INT)	1	0	I	2.51	40.00	40	**			0.000	0.00	
1,4-Dioxane	1	0		2.55	47.99	50	**		1.162	0.995	4.01	
Pyridine	1	0		3.02	52.15	50	**		2.849	2.972	4.30	
N-Nitrosodimethylamine	1	0		2.94	52.02	50	**		1.652	1.719	4.05	
2-Fluorophenol	1	0	S	4.60	51.08	50	**		2.402	2.454	2.16	
Benzaldehyde	1	0		5.41	41.97	50	20	0.01	1.348	1.132	16.07	
Aniline	1	0		5.51	57.11	50	**		3.383	3.864	14.22	
Pentachloroethane	1	0		5.55	53.15	50	**	0.05	0.813	0.864	6.29	
bis(2-Chloroethyl)ether	1	0		5.56	50.22	50	20	0.7	2.640	2.543	0.43	
Phenol-d5	1	0	S	5.48	50.68	50	**		3.139	3.182	1.36	
Phenol	1	0		5.49	52.11	50	20	0.8	3.494	3.642	4.22	
2-Chlorophenol	1	0		5.61	51.73	50	20	0.8	2.654	2.746	3.46	
N-Decane	1	0		5.65	58.32	50	**	0.05	2.121	2.474	16.63	
1,3-Dichlorobenzene	1	0		5.74	51.29	50	**		2.824	2.897	2.58	
1,4-Dichlorobenzene-d4	1	0	I	5.79	40.00	40	**			0.000	0.00	
1,4-Dichlorobenzene	1	0		5.80	51.62	50	20		1.524	1.573	3.25	
1,2-Dichlorobenzene	1	0		5.93	51.87	50	**		1.433	1.487	3.75	
Benzyl alcohol	1	0		5.90	48.83	50	**		0.899	0.878	2.35	
bis(2-chloroisopropyl)ether	1	0		6.01	60.87	50	20	0.01	1.407	1.713	21.75	C1
2-Methylphenol	1	0		6.00	49.57	50	20	0.7	1.315	1.304	0.87	
Acetophenone	1	0		6.11	51.42	50	20	0.01	1.683	1.731	2.83	
Hexachloroethane	1	0		6.20	54.80	50	20	0.3	0.530	0.581	9.60	
N-Nitroso-di-n-propylamine	1	0		6.11	57.70	50	20	0.5	0.904	1.019	15.41	
3&4-Methylphenol	1	0		6.12	51.96	50	20		1.302	1.353	3.92	
Naphthalene-d8	1	0	I	6.81	40.00	40	**			0.000	0.00	
Nitrobenzene-d5	1	0	S	6.24	25.99	25	**		0.163	0.169	3.96	
Nitrobenzene	1	0		6.25	57.69	50	20	0.2	0.330	0.381	15.39	
Isophorone	1	0		6.44	55.32	50	20	0.4	0.607	0.671	10.64	
2-Nitrophenol	1	0		6.50	52.79	50	20	0.1	0.184	0.194	5.58	
2,4-Dimethylphenol	1	0		6.54	52.81	50	20	0.2	0.343	0.363	5.61	
Benzoic Acid	1	0		6.61	26.75	50	**		0.168	0.094	46.50	
bis(2-Chloroethoxy)methane	1	0		6.61	53.49	50	20	0.3	0.396	0.423	6.98	
2,4-Dichlorophenol	1	0		6.70	51.94	50	20	0.2	0.304	0.316	3.88	
1,2,4-Trichlorobenzene	1	0		6.77	52.62	50	**		0.321	0.338	5.24	
Naphthalene	1	0		6.82	51.37	50	20	0.7	1.104	1.070	2.75	
4-Chloroaniline	1	0		6.86	63.46	50	20	0.01	0.315	0.424	26.93	C1
Hexachlorobutadiene	1	0		6.92	52.68	50	20	0.01	0.173	0.182	5.36	
Caprolactam	1	0		7.13	47.33	50	20	0.01	0.116	0.110	5.35	
4-Chloro-3-methylphenol	1	0		7.24	53.32	50	20	0.2	0.287	0.306	6.64	
2-Methylnaphthalene	1	0		7.37	52.06	50	**	0.4	0.735	0.765	4.12	
1-Methylnaphthalene	1	0		7.46	52.08	50	**	0.4	0.681	0.709	4.15	
Methylnaphthalenes	1	0		7.37	104.19	100	**			0.737	4.19	
1,1'-Biphenyl	1	0		7.75	51.71	50	20	0.01	0.866	0.895	3.41	
Acenaphthene-d10	1	0	I	8.25	40.00	40	**			0.000	0.00	
1,2,4,5-Tetrachlorobenzene	1	0		7.51	48.61	50	20	0.01	0.523	0.508	2.77	
Hexachlorocyclopentadiene	1	0		7.50	4.40	50	20	0.05	0.223	0.023	91.19	C1
2,4,6-Trichlorophenol	1	0		7.60	51.57	50	20	0.2	0.358	0.369	3.14	
2,4,5-Trichlorophenol	1	0		7.63	53.18	50	20	0.2	0.371	0.394	6.35	
2-Fluorobiphenyl	1	0	S	7.66	26.05	25	**		1.291	1.345	4.19	
2-Chloronaphthalene	1	0		7.77	52.92	50	20	0.8	1.103	1.167	5.84	
1,4-Dimethylnaphthalene	1	0		8.05	53.76	50	**		0.886	0.953	7.51	
Dimethylnaphthalenes	1	0		8.05	53.76	50	20			0.953	7.51	

S-Surrogate Compound I-Internal Standard Compound

N/O or N/Q - Not applicable for this run C1-Compound %Diff exceeds limits ** - No limit specified in method

Note: 8260/8270 limits are compared against the %DIFF/R.F. 625 limits are compared against the %DIFF.

624 limits are compared against the concentration found. 524.2 limits are compared against the %DIFF

Form7

Continuing Calibration

Calibration Name: CAL BNA@50PPM **Data File:** 7M85125.D **Instrument:** GCMS 7

Cont Calibration Date/Time 6/29/2017 12:56:00 P Method: EPA 8270D

TxtCompd:	Col#	Multi Num	Type	RT	Conc	Conc Exp	Lo Lim	MIN RF	Initial RF	RF	%Diff	Flag
Diphenyl Ether	1	0		7.83	48.16	50	**		0.763	0.735	3.68	
2-Nitroaniline	1	0		7.85	63.37	50	20	0.01	0.322	0.408	26.74	C1
Coumarin	1	0		8.03	53.23		**		0.460			
Acenaphthylene	1	0		8.13	52.09	50	20	0.9	1.718	1.790	4.19	
Dimethylphthalate	1	0		7.99	52.95	50	20	0.01	1.236	1.309	5.90	
2,6-Dinitrotoluene	1	0		8.05	55.57	50	20	0.2	0.279	0.310	11.15	
Acenaphthene	1	0		8.28	52.61	50	20	0.9	1.085	1.142	5.22	
3-Nitroaniline	1	0		8.20	53.61	50	20	0.01	0.284	0.338	7.22	
2,4-Dinitrophenol	1	0		8.30	31.67	50	20	0.01	0.105	0.073	36.65	C1
Dibenzofuran	1	0		8.44	50.93	50	20	0.8	1.731	1.667	1.87	
2,4-Dinitrotoluene	1	0		8.41	53.63	50	20	0.2	0.371	0.398	7.26	
4-Nitrophenol	1	0		8.34	51.34	50	20	0.01	0.202	0.207	2.68	
2,3,4,6-Tetrachlorophenol	1	0		8.54	50.47	50	20	0.01	0.304	0.307	0.94	
Fluorene	1	0		8.76	54.25	50	20	0.9	1.293	1.403	8.50	
4-Chlorophenyl-phenylether	1	0		8.74	52.61	50	20	0.4	0.630	0.663	5.22	
Diethylphthalate	1	0		8.62	53.60	50	20	0.01	1.203	1.290	7.20	
4-Nitroaniline	1	0		8.76	56.12	50	20	0.01	0.333	0.373	12.25	
Atrazine	1	0		9.38	46.93	50	20	0.01	0.331	0.311	6.14	
Phenanthrene-d10	1	0	I	9.70	40.00	40	**			0.000	0.00	
4,6-Dinitro-2-methylphenol	1	0		8.80	45.52	50	20	0.01	0.100	0.088	8.95	
n-Nitrosodiphenylamine	1	0		8.85	52.82	50	20	0.01	0.621	0.656	5.63	
2,4,6-Tribromophenol	1	0	S	8.99	49.69	50	**		0.098	0.097	0.61	
1,2-Diphenylhydrazine	1	0		8.90	59.16	50	**		0.643	0.760	18.32	
4-Bromophenyl-phenylether	1	0		9.23	51.58	50	20	0.1	0.206	0.212	3.17	
Hexachlorobenzene	1	0		9.30	49.93	50	20	0.1	0.221	0.221	0.14	
N-Octadecane	1	0		9.56	63.50	50	**	0.05	0.333	0.423	26.99	
Pentachlorophenol	1	0		9.50	38.97	50	20	0.05	0.104	0.076	22.06	C1
Phenanthrene	1	0		9.73	52.70	50	20	0.7	1.059	1.116	5.41	
Anthracene	1	0		9.78	53.48	50	20	0.7	1.081	1.156	6.97	
Carbazole	1	0		9.94	52.94	50	20	0.01	0.996	1.054	5.88	
Di-n-butylphthalate	1	0		10.32	52.68	50	20	0.01	1.133	1.259	5.35	
Fluoranthene	1	0		11.05	54.46	50	20	0.6	1.168	1.272	8.92	
Chrysene-d12	1	0	I	12.74	40.00	40	**			0.000	0.00	
Pyrene	1	0		11.31	50.09	50	20	0.6	1.176	1.178	0.19	
Benzidine	1	0		11.19	65.04	50	**		0.334	0.517	30.09	
Terphenyl-d14	1	0	S	11.49	23.91	25	**		0.583	0.558	4.36	
4,4'-DDE	1	0		11.42	49.52		**		0.219			
4,4'-DDD	1	0		11.82	51.20		**		0.407			
Butylbenzylphthalate	1	0		12.07	56.11	50	20	0.01	0.466	0.522	12.22	
4,4'-DDT	1	0		12.18	54.38		**		0.325			
3,3'-Dichlorobenzidine	1	0		12.70	58.41	50	20	0.01	0.284	0.384	16.83	
Benzo[a]anthracene	1	0		12.73	52.92	50	20	0.8	1.052	1.113	5.83	
Chrysene	1	0		12.78	53.77	50	20	0.7	0.967	1.040	7.53	
bis(2-Ethylhexyl)phthalate	1	0		12.77	54.61	50	20	0.01	0.596	0.725	9.22	
Perylene-d12	1	0	I	14.43	40.00	40	**			0.000	0.00	
Di-n-octylphthalate	1	0		13.54	54.45	50	20	0.01	1.170	1.419	8.91	
Benzo[b]fluoranthene	1	0		14.00	55.09	50	20	0.7	1.114	1.227	10.17	
Benzo[k]fluoranthene	1	0		14.03	54.31	50	20	0.7	1.115	1.211	8.62	
Benzo[a]pyrene	1	0		14.37	54.71	50	20	0.7	1.057	1.157	9.42	
Indeno[1,2,3-cd]pyrene	1	0		15.76	53.22	50	20	0.5	1.195	1.273	6.45	
Dibenzo[a,h]anthracene	1	0		15.77	53.70	50	20	0.4	1.002	1.076	7.39	
Benzo[g,h,i]perylene	1	0		16.14	50.72	50	20	0.5	1.024	1.039	1.44	

S-Surrogate Compound I-Internal Standard Compound

N/O or N/Q - Not applicable for this run C1-Compound %Diff exceeds limits ** - No limit specified in method

Note: 8260/8270 limits are compared against the %DIFF/R.F. 625 limits are compared against the %DIFF.

624 limits are compared against the concentration found. 524.2 limits are compared against the %DIFF

Form7

Continuing Calibration

Calibration Name: CAL BNA@50PPM **Data File:** 7M85125.D **Instrument:** GCMS 7

Cont Calibration Date/Time 6/29/2017 12:56:00 P Method: EPA 8270D

TxtCompd:	Col#	Multi Num	Type	RT	Conc	Conc Exp	Lo Lim	MIN RF	Initial RF	RF	%Diff	Flag
1,4-Dioxane-d8	1	100		0.00	0.00	40	**			0.000	100.00	
Toluene Diisocyanate	1	100		0.00	0.00	50	**			0.000	100.00	
2,2'-oxybis-(1-Chloropropane)	1	100		0.00	0.00	50	**			0.000	100.00	
1,4-Dioxane-d8-Surro	1	100		0.00	0.00	40	**			0.000	100.00	
2,4 Diaminotoluene	1	100		0.00	0.00	50	**			0.000	100.00	
Methylnaphthalenes (Total)	1	100		0.00	0.00	50	**		0.708	0.000	100.00	
Methoxychlor	1	100		0.00	0.00	10	**			0.000	100.00	
Heptachlor epoxide	1	100		0.00	0.00	10	**			0.000	100.00	
Heptachlor	1	100		0.00	0.00	10	**			0.000	100.00	
gamma-BHC	1	100		0.00	0.00	10	**			0.000	100.00	
Dimethylnaphthalenes (Total)	1	100		0.00	0.00	50	**		0.886	0.000	100.00	
Diaminotoluene Dihydrochloride	1	100		0.00	0.00	50	**			0.000	100.00	
4-Methylphenol	1	100		0.00	0.00	50	**	0.6		0.000	100.00	
Endrin	1	100		0.00	0.00	50	**			0.000	100.00	

S-Surrogate Compound I-Internal Standard Compound

N/O or N/Q - Not applicable for this run C1-Compound %Diff exceeds limits ** - No limit specified in method

Note: 8260/8270 limits are compared against the %DIFF/R.F. 625 limits are compared against the %DIFF.

624 limits are compared against the concentration found. 524.2 limits are compared against the %DIFF

Form7

Continuing Calibration

Calibration Name: CAL BNA@50PPM **Data File:** 7M85155.D **Instrument:** GCMS 7

Cont Calibration Date/Time 6/30/2017 9:30:00 A Method: EPA 8270D

TxtCompd:	Col#	Multi Num	Type	RT	Conc	Conc Exp	Lo Lim	MIN RF	Initial RF	RF	%Diff	Flag
1,4-Dioxane-d8(INT)	1	0	I	2.49	40.00	40	**			0.000	0.00	
1,4-Dioxane	1	0		2.53	47.20	50	**		1.162	0.979	5.61	
Pyridine	1	0		2.99	49.38	50	**		2.849	2.814	1.25	
N-Nitrosodimethylamine	1	0		2.91	50.70	50	**		1.652	1.676	1.41	
2-Fluorophenol	1	0	S	4.59	50.57	50	**		2.402	2.430	1.13	
Benzaldehyde	1	0		5.40	40.41	50	20	0.01	1.348	1.090	19.18	
Aniline	1	0		5.49	56.28	50	**		3.383	3.808	12.56	
Pentachloroethane	1	0		5.54	51.70	50	**	0.05	0.813	0.840	3.40	
bis(2-Chloroethyl)ether	1	0		5.55	49.24	50	20	0.7	2.640	2.495	1.52	
Phenol-d5	1	0	S	5.47	50.11	50	**		3.139	3.146	0.22	
Phenol	1	0		5.48	50.68	50	20	0.8	3.494	3.542	1.37	
2-Chlorophenol	1	0		5.60	50.10	50	20	0.8	2.654	2.659	0.21	
N-Decane	1	0		5.64	56.01	50	**	0.05	2.121	2.376	12.02	
1,3-Dichlorobenzene	1	0		5.73	49.51	50	**		2.824	2.796	0.98	
1,4-Dichlorobenzene-d4	1	0	I	5.78	40.00	40	**			0.000	0.00	
1,4-Dichlorobenzene	1	0		5.79	51.59	50	20		1.524	1.572	3.18	
1,2-Dichlorobenzene	1	0		5.92	52.48	50	**		1.433	1.504	4.96	
Benzyl alcohol	1	0		5.89	50.38	50	**		0.899	0.906	0.76	
bis(2-chloroisopropyl)ether	1	0		6.00	60.04	50	20	0.01	1.407	1.689	20.07	
2-Methylphenol	1	0		5.99	49.90	50	20	0.7	1.315	1.313	0.20	
Acetophenone	1	0		6.11	51.35	50	20	0.01	1.683	1.728	2.70	
Hexachloroethane	1	0		6.19	53.84	50	20	0.3	0.530	0.571	7.69	
N-Nitroso-di-n-propylamine	1	0		6.10	56.77	50	20	0.5	0.904	1.003	13.55	
3&4-Methylphenol	1	0		6.11	52.86	50	20		1.302	1.376	5.71	
Naphthalene-d8	1	0	I	6.81	40.00	40	**			0.000	0.00	
Nitrobenzene-d5	1	0	S	6.23	26.65	25	**		0.163	0.174	6.61	
Nitrobenzene	1	0		6.24	56.25	50	20	0.2	0.330	0.372	12.49	
Isophorone	1	0		6.43	55.34	50	20	0.4	0.607	0.672	10.67	
2-Nitrophenol	1	0		6.50	54.38	50	20	0.1	0.184	0.200	8.77	
2,4-Dimethylphenol	1	0		6.54	53.00	50	20	0.2	0.343	0.364	5.99	
Benzoic Acid	1	0		6.61	27.39	50	**		0.168	0.096	45.23	
bis(2-Chloroethoxy)methane	1	0		6.61	53.43	50	20	0.3	0.396	0.423	6.87	
2,4-Dichlorophenol	1	0		6.70	52.21	50	20	0.2	0.304	0.318	4.43	
1,2,4-Trichlorobenzene	1	0		6.77	52.87	50	**		0.321	0.340	5.73	
Naphthalene	1	0		6.83	52.04	50	20	0.7	1.104	1.083	4.07	
4-Chloroaniline	1	0		6.86	66.89	50	20	0.01	0.315	0.443	33.79	C1
Hexachlorobutadiene	1	0		6.93	53.02	50	20	0.01	0.173	0.183	6.04	
Caprolactam	1	0		7.14	47.43	50	20	0.01	0.116	0.110	5.14	
4-Chloro-3-methylphenol	1	0		7.25	53.72	50	20	0.2	0.287	0.308	7.44	
2-Methylnaphthalene	1	0		7.39	52.81	50	**	0.4	0.735	0.776	5.61	
1-Methylnaphthalene	1	0		7.47	51.87	50	**	0.4	0.681	0.706	3.73	
Methylnaphthalenes	1	0		7.39	104.72	100	**			0.741	4.72	
1,1'-Biphenyl	1	0		7.77	51.79	50	20	0.01	0.866	0.897	3.58	
Acenaphthene-d10	1	0	I	8.27	40.00	40	**			0.000	0.00	
1,2,4,5-Tetrachlorobenzene	1	0		7.52	48.84	50	20	0.01	0.523	0.510	2.32	
Hexachlorocyclopentadiene	1	0		7.51	4.09	50	20	0.05	0.223	0.021	91.82	C1
2,4,6-Trichlorophenol	1	0		7.62	51.68	50	20	0.2	0.358	0.370	3.35	
2,4,5-Trichlorophenol	1	0		7.65	52.47	50	20	0.2	0.371	0.389	4.94	
2-Fluorobiphenyl	1	0	S	7.68	25.94	25	**		1.291	1.339	3.77	
2-Chloronaphthalene	1	0		7.79	52.39	50	20	0.8	1.103	1.155	4.78	
1,4-Dimethylnaphthalene	1	0		8.07	53.63	50	**		0.886	0.950	7.26	
Dimethylnaphthalenes	1	0		8.07	53.63	50	20			0.950	7.26	

S-Surrogate Compound I-Internal Standard Compound

N/O or N/Q - Not applicable for this run C1-Compound %Diff exceeds limits ** - No limit specified in method

Note: 8260/8270 limits are compared against the %DIFF/R.F. 625 limits are compared against the %DIFF.

624 limits are compared against the concentration found. 524.2 limits are compared against the %DIFF

Form7

Continuing Calibration

Calibration Name: CAL BNA@50PPM **Data File:** 7M85155.D **Instrument:** GCMS 7

Cont Calibration Date/Time 6/30/2017 9:30:00 A Method: EPA 8270D

TxtCompd:	Col#	Multi Num	Type	RT	Conc	Conc Exp	Lo Lim	MIN RF	Initial RF	RF	%Diff	Flag
Diphenyl Ether	1	0		7.85	48.43	50	**		0.763	0.739	3.13	
2-Nitroaniline	1	0		7.86	61.95	50	20	0.01	0.322	0.399	23.89	C1
Coumarin	1	0		8.05	51.83		**		0.460			
Acenaphthylene	1	0		8.14	51.89	50	20	0.9	1.718	1.783	3.77	
Dimethylphthalate	1	0		8.01	52.64	50	20	0.01	1.236	1.302	5.29	
2,6-Dinitrotoluene	1	0		8.07	54.62	50	20	0.2	0.279	0.304	9.24	
Acenaphthene	1	0		8.30	52.72	50	20	0.9	1.085	1.144	5.45	
3-Nitroaniline	1	0		8.22	52.64	50	20	0.01	0.284	0.332	5.28	
2,4-Dinitrophenol	1	0		8.32	31.18	50	20	0.01	0.105	0.072	37.63	C1
Dibenzofuran	1	0		8.45	50.43	50	20	0.8	1.731	1.651	0.86	
2,4-Dinitrotoluene	1	0		8.43	53.03	50	20	0.2	0.371	0.393	6.06	
4-Nitrophenol	1	0		8.36	48.77	50	20	0.01	0.202	0.197	2.46	
2,3,4,6-Tetrachlorophenol	1	0		8.57	51.82	50	20	0.01	0.304	0.315	3.64	
Fluorene	1	0		8.77	52.81	50	20	0.9	1.293	1.366	5.62	
4-Chlorophenyl-phenylether	1	0		8.76	52.06	50	20	0.4	0.630	0.656	4.11	
Diethylphthalate	1	0		8.64	53.36	50	20	0.01	1.203	1.284	6.72	
4-Nitroaniline	1	0		8.77	54.61	50	20	0.01	0.333	0.363	9.23	
Atrazine	1	0		9.39	46.47	50	20	0.01	0.331	0.308	7.06	
Phenanthrene-d10	1	0	I	9.71	40.00	40	**			0.000	0.00	
4,6-Dinitro-2-methylphenol	1	0		8.82	43.43	50	20	0.01	0.100	0.083	13.15	
n-Nitrosodiphenylamine	1	0		8.87	52.04	50	20	0.01	0.621	0.646	4.09	
2,4,6-Tribromophenol	1	0	S	9.00	49.95	50	**		0.098	0.097	0.11	
1,2-Diphenylhydrazine	1	0		8.91	56.78	50	**		0.643	0.730	13.55	
4-Bromophenyl-phenylether	1	0		9.24	51.26	50	20	0.1	0.206	0.211	2.53	
Hexachlorobenzene	1	0		9.32	50.28	50	20	0.1	0.221	0.222	0.56	
N-Octadecane	1	0		9.58	61.32	50	**	0.05	0.333	0.409	22.65	
Pentachlorophenol	1	0		9.51	38.76	50	20	0.05	0.104	0.075	22.49	C1
Phenanthrene	1	0		9.74	51.60	50	20	0.7	1.059	1.092	3.19	
Anthracene	1	0		9.79	52.42	50	20	0.7	1.081	1.133	4.83	
Carbazole	1	0		9.96	52.04	50	20	0.01	0.996	1.036	4.08	
Di-n-butylphthalate	1	0		10.32	51.22	50	20	0.01	1.133	1.225	2.44	
Fluoranthene	1	0		11.05	52.74	50	20	0.6	1.168	1.232	5.49	
Chrysene-d12	1	0	I	12.73	40.00	40	**			0.000	0.00	
Pyrene	1	0		11.31	51.74	50	20	0.6	1.176	1.217	3.47	
Benzidine	1	0		11.19	64.96	50	**		0.334	0.516	29.91	
Terphenyl-d14	1	0	S	11.48	24.78	25	**		0.583	0.578	0.88	
4,4'-DDE	1	0		11.42	51.39		**		0.219			
4,4'-DDD	1	0		11.82	53.11		**		0.407			
Butylbenzylphthalate	1	0		12.07	55.66	50	20	0.01	0.466	0.518	11.31	
4,4'-DDT	1	0		12.17	55.37		**		0.325			
3,3'-Dichlorobenzidine	1	0		12.69	59.21	50	20	0.01	0.284	0.388	18.42	
Benzo[a]anthracene	1	0		12.72	53.15	50	20	0.8	1.052	1.118	6.30	
Chrysene	1	0		12.77	53.33	50	20	0.7	0.967	1.032	6.65	
bis(2-Ethylhexyl)phthalate	1	0		12.76	54.73	50	20	0.01	0.596	0.726	9.45	
Perylene-d12	1	0	I	14.38	40.00	40	**			0.000	0.00	
Di-n-octylphthalate	1	0		13.52	55.11	50	20	0.01	1.170	1.436	10.21	
Benzo[b]fluoranthene	1	0		13.96	54.38	50	20	0.7	1.114	1.211	8.77	
Benzo[k]fluoranthene	1	0		13.99	54.49	50	20	0.7	1.115	1.215	8.98	
Benzo[a]pyrene	1	0		14.32	54.37	50	20	0.7	1.057	1.149	8.74	
Indeno[1,2,3-cd]pyrene	1	0		15.70	52.56	50	20	0.5	1.195	1.257	5.12	
Dibenzo[a,h]anthracene	1	0		15.71	53.22	50	20	0.4	1.002	1.066	6.45	
Benzo[g,h,i]perylene	1	0		16.07	50.97	50	20	0.5	1.024	1.044	1.93	

S-Surrogate Compound I-Internal Standard Compound

N/O or N/Q - Not applicable for this run C1-Compound %Diff exceeds limits ** - No limit specified in method

Note: 8260/8270 limits are compared against the %DIFF/R.F. 625 limits are compared against the %DIFF.

624 limits are compared against the concentration found. 524.2 limits are compared against the %DIFF

Form7

Continuing Calibration

Calibration Name: CAL BNA@50PPM **Data File:** 7M85155.D **Instrument:** GCMS 7

Cont Calibration Date/Time 6/30/2017 9:30:00 A Method: EPA 8270D

TxtCompd:	Col#	Multi Num	Type	RT	Conc	Conc Exp	Lo Lim	MIN RF	Initial RF	RF	%Diff	Flag
1,4-Dioxane-d8	1	100		0.00	0.00	40	**			0.000	100.00	
Toluene Diisocyanate	1	100		0.00	0.00	50	**			0.000	100.00	
2,2'-oxybis-(1-Chloropropane)	1	100		0.00	0.00	50	**			0.000	100.00	
1,4-Dioxane-d8-Surro	1	100		0.00	0.00	40	**			0.000	100.00	
2,4 Diaminotoluene	1	100		0.00	0.00	50	**			0.000	100.00	
Methylnaphthalenes (Total)	1	100		0.00	0.00	50	**		0.708	0.000	100.00	
Methoxychlor	1	100		0.00	0.00	10	**			0.000	100.00	
Heptachlor epoxide	1	100		0.00	0.00	10	**			0.000	100.00	
Heptachlor	1	100		0.00	0.00	10	**			0.000	100.00	
gamma-BHC	1	100		0.00	0.00	10	**			0.000	100.00	
Dimethylnaphthalenes (Total)	1	100		0.00	0.00	50	**		0.886	0.000	100.00	
Diaminotoluene Dihydrochloride	1	100		0.00	0.00	50	**			0.000	100.00	
4-Methylphenol	1	100		0.00	0.00	50	**	0.6		0.000	100.00	
Endrin	1	100		0.00	0.00	50	**			0.000	100.00	

S-Surrogate Compound I-Internal Standard Compound

N/O or N/Q - Not applicable for this run C1-Compound %Diff exceeds limits ** - No limit specified in method

Note: 8260/8270 limits are compared against the %DIFF/R.F. 625 limits are compared against the %DIFF.

624 limits are compared against the concentration found. 524.2 limits are compared against the %DIFF

Form7

Continuing Calibration

Calibration Name: CAL BNA@50PPM **Data File:** 5M100431.D **Instrument:** GCMS 5

Cont Calibration Date/Time 6/30/2017 10:42:00 Method: EPA 8270D

TxtCompd:	Col#	Multi Num	Type	RT	Conc	Conc Exp	Lo Lim	MIN RF	Initial RF	RF	%Diff	Flag
1,4-Dioxane-d8(INT)	1	0	I	2.49	40.00	40	**			0.000	0.00	
1,4-Dioxane	1	0		2.52	52.02	50	**		1.051	1.084	4.04	
Pyridine	1	0		2.98	59.65	50	**		2.660	3.173	19.29	
N-Nitrosodimethylamine	1	0		2.90	55.68	50	**		1.643	1.830	11.36	
2-Fluorophenol	1	0	S	4.58	54.59	50	**		2.498	2.727	9.17	
Benzaldehyde	1	0		5.39	43.77	50	20	0.01	1.416	1.240	12.47	
Aniline	1	0		5.48	65.30	50	**		3.577	4.671	30.60	
Pentachloroethane	1	0		5.53	54.90	50	**	0.05	0.924	1.015	9.80	
bis(2-Chloroethyl)ether	1	0		5.54	50.11	50	20	0.7	2.904	2.910	0.23	
Phenol-d5	1	0	S	5.46	56.34	50	**		3.289	3.706	12.68	
Phenol	1	0		5.47	56.10	50	20	0.8	3.700	4.151	12.19	
2-Chlorophenol	1	0		5.59	55.80	50	20	0.8	2.995	3.342	11.60	
N-Decane	1	0		5.64	54.31	50	**	0.05	2.930	3.183	8.63	
1,3-Dichlorobenzene	1	0		5.72	55.34	50	**		3.264	3.613	10.69	
1,4-Dichlorobenzene-d4	1	0	I	5.77	40.00	40	**			0.000	0.00	
1,4-Dichlorobenzene	1	0		5.78	52.74	50	20		1.547	1.632	5.48	
1,2-Dichlorobenzene	1	0		5.91	53.72	50	**		1.454	1.562	7.43	
Benzyl alcohol	1	0		5.88	58.62	50	**		0.824	0.966	17.24	
bis(2-chloroisopropyl)ether	1	0		6.00	54.92	50	20	0.01	1.819	1.998	9.83	
2-Methylphenol	1	0		5.98	51.32	50	20	0.7	1.282	1.316	2.64	
Acetophenone	1	0		6.09	53.13	50	20	0.01	1.725	1.833	6.27	
Hexachloroethane	1	0		6.18	54.59	50	20	0.3	0.556	0.607	9.19	
N-Nitroso-di-n-propylamine	1	0		6.10	56.35	50	20	0.5	0.947	1.067	12.70	
3&4-Methylphenol	1	0		6.10	56.10	50	20		1.290	1.447	12.19	
Naphthalene-d8	1	0	I	6.78	40.00	40	**			0.000	0.00	
Nitrobenzene-d5	1	0	S	6.22	28.23	25	**		0.161	0.182	12.91	
Nitrobenzene	1	0		6.23	57.15	50	20	0.2	0.355	0.406	14.29	
Isophorone	1	0		6.42	57.41	50	20	0.4	0.623	0.715	14.81	
2-Nitrophenol	1	0		6.48	56.31	50	20	0.1	0.187	0.211	12.61	
2,4-Dimethylphenol	1	0		6.52	57.01	50	20	0.2	0.361	0.412	14.02	
Benzoic Acid	1	0		6.61	58.39	50	**		0.267	0.359	16.78	
bis(2-Chloroethoxy)methane	1	0		6.58	56.43	50	20	0.3	0.379	0.428	12.86	
2,4-Dichlorophenol	1	0		6.67	56.91	50	20	0.2	0.296	0.337	13.83	
1,2,4-Trichlorobenzene	1	0		6.73	56.09	50	**		0.340	0.381	12.17	
Naphthalene	1	0		6.79	55.40	50	20	0.7	1.146	1.207	10.79	
4-Chloroaniline	1	0		6.82	68.24	50	20	0.01	0.320	0.479	36.47	C1
Hexachlorobutadiene	1	0		6.88	57.73	50	20	0.01	0.200	0.231	15.46	
Caprolactam	1	0		7.10	50.23	50	20	0.01	0.111	0.119	0.46	
4-Chloro-3-methylphenol	1	0		7.20	59.50	50	20	0.2	0.295	0.351	19.00	
2-Methylnaphthalene	1	0		7.33	57.15	50	**	0.4	0.738	0.844	14.31	
1-Methylnaphthalene	1	0		7.41	55.52	50	**	0.4	0.698	0.775	11.04	
Methylnaphthalenes	1	0		7.33	113.83	100	**			0.815	13.83	
1,1'-Biphenyl	1	0		7.70	58.24	50	20	0.01	0.894	1.042	16.48	
Acenaphthene-d10	1	0	I	8.20	40.00	40	**			0.000	0.00	
1,2,4,5-Tetrachlorobenzene	1	0		7.46	53.99	50	20	0.01	0.543	0.586	7.97	
Hexachlorocyclopentadiene	1	0		7.45	45.59	50	20	0.05	0.287	0.278	8.82	
2,4,6-Trichlorophenol	1	0		7.55	56.65	50	20	0.2	0.369	0.418	13.30	
2,4,5-Trichlorophenol	1	0		7.58	58.19	50	20	0.2	0.383	0.446	16.38	
2-Fluorobiphenyl	1	0	S	7.61	28.34	25	**		1.295	1.468	13.37	
2-Chloronaphthalene	1	0		7.72	56.40	50	20	0.8	1.099	1.240	12.80	
1,4-Dimethylnaphthalene	1	0		8.00	56.62	50	**		0.907	1.027	13.25	
Dimethylnaphthalenes	1	0		8.00	56.62	50	20			1.027	13.25	

S-Surrogate Compound I-Internal Standard Compound

N/O or N/Q - Not applicable for this run C1-Compound %Diff exceeds limits ** - No limit specified in method

Note: 8260/8270 limits are compared against the %DIFF/R.F. 625 limits are compared against the %DIFF.

624 limits are compared against the concentration found. 524.2 limits are compared against the %DIFF

Form7

Continuing Calibration

Calibration Name: CAL BNA@50PPM **Data File:** 5M100431.D **Instrument:** GCMS 5

Cont Calibration Date/Time 6/30/2017 10:42:00 Method: EPA 8270D

TxtCompd:	Col#	Multi Num	Type	RT	Conc	Conc Exp	Lo Lim	MIN RF	Initial RF	RF	%Diff	Flag
Diphenyl Ether	1	0		7.78	53.27	50	**		0.767	0.817	6.54	
2-Nitroaniline	1	0		7.80	57.32	50	20	0.01	0.379	0.459	14.63	
Coumarin	1	0		7.98	55.64		**		0.453			
Acenaphthylene	1	0		8.07	57.78	50	20	0.9	1.766	2.040	15.56	
Dimethylphthalate	1	0		7.94	57.42	50	20	0.01	1.265	1.453	14.84	
2,6-Dinitrotoluene	1	0		7.99	59.34	50	20	0.2	0.280	0.332	18.67	
Acenaphthene	1	0		8.23	55.58	50	20	0.9	1.106	1.229	11.16	
3-Nitroaniline	1	0		8.14	59.63	50	20	0.01	0.277	0.369	19.25	
2,4-Dinitrophenol	1	0		8.24	48.93	50	20	0.01	0.148	0.141	2.14	
Dibenzofuran	1	0		8.38	56.33	50	20	0.8	1.758	1.861	12.65	
2,4-Dinitrotoluene	1	0		8.35	58.69	50	20	0.2	0.394	0.463	17.39	
4-Nitrophenol	1	0		8.29	45.11	50	20	0.01	0.254	0.227	9.78	
2,3,4,6-Tetrachlorophenol	1	0		8.49	56.16	50	20	0.01	0.335	0.410	12.33	
Fluorene	1	0		8.70	56.40	50	20	0.9	1.329	1.499	12.81	
4-Chlorophenyl-phenylether	1	0		8.69	57.23	50	20	0.4	0.659	0.754	14.46	
Diethylphthalate	1	0		8.57	57.67	50	20	0.01	1.275	1.470	15.35	
4-Nitroaniline	1	0		8.71	57.96	50	20	0.01	0.329	0.410	15.93	
Atrazine	1	0		9.33	51.28	50	20	0.01	0.354	0.363	2.56	
Phenanthrene-d10	1	0	I	9.65	40.00	40	**			0.000	0.00	
4,6-Dinitro-2-methylphenol	1	0		8.74	54.65	50	20	0.01	0.117	0.128	9.30	
n-Nitrosodiphenylamine	1	0		8.80	53.39	50	20	0.01	0.591	0.631	6.78	
2,4,6-Tribromophenol	1	0	S	8.94	54.74	50	**		0.089	0.105	9.49	
1,2-Diphenylhydrazine	1	0		8.84	55.49	50	**		0.648	0.719	10.97	
4-Bromophenyl-phenylether	1	0		9.18	55.71	50	20	0.1	0.201	0.224	11.41	
Hexachlorobenzene	1	0		9.25	55.90	50	20	0.1	0.208	0.233	11.81	
N-Octadecane	1	0		9.52	55.37	50	**	0.05	0.399	0.442	10.74	
Pentachlorophenol	1	0		9.45	50.02	50	20	0.05	0.117	0.117	0.04	
Phenanthrene	1	0		9.68	54.48	50	20	0.7	1.062	1.157	8.97	
Anthracene	1	0		9.73	55.17	50	20	0.7	1.098	1.211	10.34	
Carbazole	1	0		9.90	55.72	50	20	0.01	0.952	1.060	11.43	
Di-n-butylphthalate	1	0		10.28	54.14	50	20	0.01	1.141	1.236	8.29	
Fluoranthene	1	0		11.01	56.71	50	20	0.6	1.160	1.316	13.41	
Chrysene-d12	1	0	I	12.70	40.00	40	**			0.000	0.00	
Pyrene	1	0		11.27	53.94	50	20	0.6	1.139	1.229	7.88	
Benzidine	1	0		11.16	54.95	50	**		0.473	0.612	9.89	
Terphenyl-d14	1	0	S	11.45	26.37	25	**		0.589	0.622	5.47	
4,4'-DDE	1	0		11.39	54.75		**		0.227			
4,4'-DDD	1	0		11.79	57.29		**		0.424			
Butylbenzylphthalate	1	0		12.04	55.35	50	20	0.01	0.463	0.513	10.71	
4,4'-DDT	1	0		12.15	57.02		**		0.348			
3,3'-Dichlorobenzidine	1	0		12.66	50.87	50	20	0.01	0.266	0.317	1.75	
Benzo[a]anthracene	1	0		12.69	51.02	50	20	0.8	1.045	1.067	2.03	
Chrysene	1	0		12.73	55.20	50	20	0.7	0.962	1.062	10.40	
bis(2-Ethylhexyl)phthalate	1	0		12.74	58.11	50	20	0.01	0.618	0.719	16.23	
Perylene-d12	1	0	I	14.31	40.00	40	**			0.000	0.00	
Di-n-octylphthalate	1	0		13.48	57.29	50	20	0.01	1.160	1.387	14.57	
Benzo[b]fluoranthene	1	0		13.90	54.54	50	20	0.7	1.096	1.195	9.09	
Benzo[k]fluoranthene	1	0		13.94	59.45	50	20	0.7	1.072	1.274	18.90	
Benzo[a]pyrene	1	0		14.25	57.77	50	20	0.7	1.031	1.192	15.53	
Indeno[1,2,3-cd]pyrene	1	0		15.61	54.38	50	20	0.5	1.119	1.217	8.77	
Dibenzo[a,h]anthracene	1	0		15.62	55.80	50	20	0.4	0.949	1.059	11.60	
Benzo[g,h,i]perylene	1	0		15.97	54.13	50	20	0.5	0.964	1.044	8.26	

S-Surrogate Compound I-Internal Standard Compound

N/O or N/Q - Not applicable for this run C1-Compound %Diff exceeds limits ** - No limit specified in method

Note: 8260/8270 limits are compared against the %DIFF/R.F. 625 limits are compared against the %DIFF.

624 limits are compared against the concentration found. 524.2 limits are compared against the %DIFF

Form7

Continuing Calibration

Calibration Name: CAL BNA@50PPM **Data File:** 5M100431.D **Instrument:** GCMS 5

Cont Calibration Date/Time 6/30/2017 10:42:00 Method: EPA 8270D

TxtCompd:	Col#	Multi Num	Type	RT	Conc	Conc Exp	Lo Lim	MIN RF	Initial RF	RF	%Diff	Flag
1,4-Dioxane-d8	1	100		0.00	0.00	40	**			0.000	100.00	
Toluene Diisocyanate	1	100		0.00	0.00	50	**			0.000	100.00	
2,2'-oxybis-(1-Chloropropane)	1	100		0.00	0.00	50	**			0.000	100.00	
1,4-Dioxane-d8-Surro	1	100		0.00	0.00	40	**			0.000	100.00	
2,4 Diaminotoluene	1	100		0.00	0.00	50	**			0.000	100.00	
Methylnaphthalenes (Total)	1	100		0.00	0.00	50	**		0.716	0.000	100.00	
Methoxychlor	1	100		0.00	0.00	10	**			0.000	100.00	
Heptachlor epoxide	1	100		0.00	0.00	10	**			0.000	100.00	
Heptachlor	1	100		0.00	0.00	10	**			0.000	100.00	
gamma-BHC	1	100		0.00	0.00	10	**			0.000	100.00	
Dimethylnaphthalenes (Total)	1	100		0.00	0.00	50	**		0.907	0.000	100.00	
Diaminotoluene Dihydrochloride	1	100		0.00	0.00	50	**			0.000	100.00	
4-Methylphenol	1	100		0.00	0.00	50	**	0.6		0.000	100.00	
Endrin	1	100		0.00	0.00	50	**			0.000	100.00	

S-Surrogate Compound I-Internal Standard Compound

N/O or N/Q - Not applicable for this run C1-Compound %Diff exceeds limits ** - No limit specified in method

Note: 8260/8270 limits are compared against the %DIFF/R.F. 625 limits are compared against the %DIFF.

624 limits are compared against the concentration found. 524.2 limits are compared against the %DIFF

7062812 0244

FORM8

Internal Standard Areas

Evaluation Std Data File: 7M84393.D Method: EPA 8270D

Analysis Date/Time: 06/05/17 10:41

Lab File ID: CAL BNA@50PPM

	I1		I2		I3		I4		I5		I6		I7	
	Area	RT	Area	RT	Area	RT	Area	RT	Area	RT	Area	RT	Area	RT
Eval File Area/RT:	63487	2.54	121136	5.80	474585	6.82	290547	8.25	543793	9.70	569210	12.74	461323	14.39
Eval File Area Limit:	31744-126974		60568-242272		237292-949170		145274-581094		271896-1087586		284605-1138420		230662-922646	
Eval File Rt Limit:	2.04-3.04		5.3-6.3		6.32-7.32		7.75-8.75		9.2-10.2		12.24-13.24		13.89-14.89	

Data File	Sample														
7M84393.D	CAL BNA@50PPM	63487	2.54	121136	5.80	474585	6.82	290547	8.25	543793	9.70	569210	12.74	461323	14.39
7M84394.D	CAL BNA@10PPM	63323	2.53	120957	5.80	484187	6.81	293484	8.24	539009	9.70	559698	12.75	469994	14.42
7M84395.D	CAL BNA@196PPM	63677	2.53	117111	5.80	460224	6.82	287617	8.26	526452	9.71	519348	12.75	448273	14.41
7M84396.D	CAL BNA@160PPM	78405	2.53	147173	5.80	584418	6.82	363200	8.26	653713	9.71	639007	12.75	552157	14.41
7M84397.D	CAL BNA@120PPM	64036	2.53	119715	5.80	476313	6.81	293682	8.24	533176	9.70	534335	12.75	447635	14.41
7M84398.D	CAL BNA@80PPM	63095	2.53	118831	5.80	463340	6.81	284414	8.24	525895	9.70	544220	12.75	461657	14.41
7M84399.D	CAL BNA@20PPM	63070	2.53	121363	5.80	482389	6.82	295470	8.26	554883	9.71	589097	12.74	498191	14.39
7M84400.D	CAL BNA@2PPM	56614	2.54	106268	5.80	420313	6.82	257629	8.25	468591	9.70	487010	12.74	409266	14.39
7M84401.D	CAL BNA@.5PPM	57007	2.54	112235	5.80	441747	6.82	274078	8.25	509500	9.70	526372	12.74	429285	14.40
7M84402.D	ICV BNA@50PPM	58764	2.53	112118	5.80	431119	6.81	261664	8.24	478407	9.70	519443	12.74	431812	14.40

I1 =	1,4-Dioxane-d8(INT)	I4 =	Acenaphthene-d10	I7 =	Perylene-d12
I2 =	1,4-Dichlorobenzene-d4	I5 =	Phenanthrene-d10		
I3 =	Naphthalene-d8	I6 =	Chrysene-d12		

625/8270 Internal Standard concentration = 40 mg/L (in final extract)
624/8260 Internal Standard concentration = 30ug/L
524 Internal Standard concentration =5ug/L

Internal Standard Areas

Upper Limit = + 100% of internal standard area from daily cal or mid pt.

Lower Limit = - 50% of internal standard area from daily cal or mid pt.

Flags:

A - Indicates the compound failed the internal standard area criteria

R - Indicates the compound failed the internal standard retention time criteria.

Retention Times: Limit = within +/- 0.5 min of internal standard retention time from the daily cal or mid pt.

7062812 0245

FORM8

Internal Standard Areas

Evaluation Std Data File: 10M63319.D Method: EPA 8270D

Analysis Date/Time: 06/06/17 14:11

Lab File ID: CAL BNA@50PPM

	I1		I2		I3		I4		I5		I6		I7	
	Area	RT	Area	RT	Area	RT	Area	RT	Area	RT	Area	RT	Area	RT
Eval File Area/RT:	40961	2.48	79157	5.75	308768	6.76	173062	8.17	301128	9.62	300537	12.66	290646	14.27
Eval File Area Limit:	20480-81922		39578-158314		154384-617536		86531-346124		150564-602256		150268-601074		145323-581292	
Eval File Rt Limit:	1.98-2.98		5.25-6.25		6.26-7.26		7.67-8.67		9.12-10.12		12.16-13.16		13.77-14.77	

Data File	Sample														
10M63311.D	CAL BNA@10PPM	41305	2.48	77904	5.75	306603	6.76	176403	8.17	304802	9.62	314019	12.66	308681	14.27
10M63312.D	CAL BNA@0.5PPM	37305	2.48	66102	5.75	269813	6.76	154819	8.17	267928	9.62	262935	12.66	263321	14.27
10M63314.D	CAL BNA@196PPM	36998	2.48	72439	5.75	284376	6.76	159852	8.18	271540	9.62	278513	12.67	287903	14.28
10M63315.D	CAL BNA@160PPM	45817	2.48	88745	5.75	345102	6.76	188907	8.18	319157	9.63	337795	12.67	348068	14.28
10M63316.D	CAL BNA@120PPM	35089	2.48	67202	5.75	273050	6.76	156987	8.17	273303	9.62	292055	12.67	284067	14.27
10M63317.D	CAL BNA@80PPM	38717	2.48	73692	5.75	292761	6.76	167179	8.17	290606	9.62	301704	12.66	290359	14.27
10M63318.D	CAL BNA@20PPM	38774	2.48	72820	5.75	289194	6.76	169210	8.17	292242	9.62	311353	12.66	308561	14.27
10M63319.D	CAL BNA@50PPM	40961	2.48	79157	5.75	308768	6.76	173062	8.17	301128	9.62	300537	12.66	290646	14.27
10M63320.D	CAL BNA@2PPM	36804	2.48	68502	5.75	267331	6.76	155320	8.17	269332	9.62	270910	12.66	267605	14.27
10M63321.D	ICV BNA@50PPM	39990	2.48	72283	5.75	284962	6.76	161097	8.17	271642	9.62	283799	12.66	275740	14.27

I1 =	1,4-Dioxane-d8(INT)	I4 =	Acenaphthene-d10	I7 =	Perylene-d12	**625/8270 Internal Standard concentration = 40 mg/L (in final extract)**
I2 =	1,4-Dichlorobenzene-d4	I5 =	Phenanthrene-d10			**624/8260 Internal Standard concentration = 30ug/L**
I3 =	Naphthalene-d8	I6 =	Chrysene-d12			**524 Internal Standard concentration =5ug/L**

Internal Standard Areas

Upper Limit = + 100% of internal standard area from daily cal or mid pt.

Lower Limit = - 50% of internal standard area from daily cal or mid pt.

Flags:

A - Indicates the compound failed the internal standard area criteria

R - Indicates the compound failed the internal standard retention time criteria.

Retention Times: Limit = within +/- 0.5 min of internal standard retention time from the daily cal or mid pt.

7062812 0246

FORM8

Internal Standard Areas

Evaluation Std Data File: 7M85125.D Method: EPA 8270D

Analysis Date/Time: 06/29/17 12:56

Lab File ID: CAL BNA@50PPM

	I1		I2		I3		I4		I5		I6		I7	
	Area	RT	Area	RT	Area	RT	Area	RT	Area	RT	Area	RT	Area	RT
Eval File Area/RT:	42457	2.51	79626	5.79	302414	6.81	179405	8.25	325612	9.70	367204	12.74	308867	14.43
Eval File Area Limit:	21228-84914		39813-159252		151207-604828		89702-358810		162806-651224		183602-734408		154434-617734	
Eval File Rt Limit:	2.01-3.01		5.29-6.29		6.31-7.31		7.75-8.75		9.2-10.2		12.24-13.24		13.93-14.93	

Data File	Sample														
7M85126.D	SMB60308	31853	2.51	58666	5.78	218292	6.80	125600	8.23	235033	9.68	315542	12.73	316596	14.37
7M85127.D	SMB60311	20979A	2.50	50741	5.78	217690	6.82	145458	8.27	296447	9.72	352122	12.74	282736	14.40
7M85128.D	AC98693-001	33341	2.51	72531	5.78	295899	6.80	185109	8.24	351525	9.69	329149	12.73	255108	14.37
7M85129.D	AC98693-002	28880	2.51	65226	5.78	264963	6.79	170279	8.22	328684	9.68	316838	12.73	240710	14.38
7M85130.D	AC98693-003	31731	2.51	62635	5.78	248494	6.80	163919	8.22	331973	9.68	346852	12.73	275137	14.37
7M85131.D	AC98703-002	33723	2.51	77055	5.79	323559	6.79	212623	8.22	398111	9.68	350039	12.73	277400	14.36
7M85132.D	AC98711-003(5X)	43387	2.51	96709	5.79	402456	6.79	267462	8.22	509381	9.68	452722	12.74	386753	14.37
7M85133.D	AC98711-001	25751	2.51	63029	5.79	278538	6.79	189261	8.22	370668	9.68	331576	12.73	268788	14.38
7M85134.D	AC98711-002	32803	2.51	74715	5.78	308039	6.80	201619	8.22	388226	9.68	329642	12.73	276143	14.37
7M85135.D	AC98711-004	32495	2.51	72268	5.78	307118	6.80	203733	8.22	404765	9.68	344783	12.73	276338	14.36
7M85136.D	AC98597-003	32441	2.51	104723	5.79	166382	6.81	215592	8.26	415823	9.69	310546	12.73	264761	14.35
7M85137.D	AC98687-004	26279	2.51	52478	5.79	213915	6.79	136739	8.21	288241	9.68	364081	12.73	277029	14.35
7M85138.D	AC98687-005	23735	2.51	60773	5.78	262768	6.79	179951	8.22	376613	9.68	346060	12.73	270975	14.35
7M85139.D	AC98687-006	29986	2.51	72860	5.78	306592	6.79	203003	8.21	402128	9.68	331760	12.73	275906	14.36
7M85140.D	AC98687-010	33592	2.51	76788	5.79	327581	6.79	219597	8.21	429250	9.68	349681	12.73	295347	14.35
7M85141.D	AC98694-002	30462	2.51	75244	5.79	333087	6.79	223695	8.21	433229	9.68	346151	12.73	292909	14.35
7M85142.D	AC98694-003	26864	2.51	63526	5.79	273396	6.79	186262	8.21	372208	9.68	325488	12.73	264875	14.35
7M85143.D	AC98694-004	37026	2.51	86987	5.78	378998	6.79	251029	8.21	472781	9.68	369836	12.73	320342	14.36
7M85144.D	AC98694-005	31654	2.51	74712	5.79	330117	6.79	226403	8.21	452503	9.68	386328	12.74	333565	14.36
7M85145.D	AC98694-006	27809	2.51	68841	5.79	296485	6.79	200707	8.21	391211	9.68	319180	12.73	270925	14.35
7M85146.D	AC98694-007	27078	2.51	59683	5.78	236993	6.79	156769	8.21	335481	9.68	371664	12.73	282976	14.35
7M85147.D	AC98694-008	32543	2.51	79267	5.78	339891	6.79	225407	8.21	428794	9.67	330655	12.73	274504	14.35
7M85148.D	AC98694-009	41483	2.51	87058	5.79	368168	6.79	238499	8.21	430959	9.68	387606	12.73	349178	14.36
7M85149.D	AC98694-010	32160	2.51	74179	5.79	307551	6.79	202906	8.21	413964	9.68	385627	12.73	312620	14.35
7M85150.D	AC98694-011	29507	2.51	68197	5.79	286924	6.79	194724	8.21	413471	9.68	418510	12.73	324016	14.35
7M85151.D	AC98694-012	31037	2.51	75626	5.78	322701	6.79	210635	8.21	399213	9.68	310229	12.73	264074	14.35
7M85152.D	AC98601-001	26816	2.51	72268	5.79	306574	6.79	263217	8.22	435710	9.69	329036	12.73	280962	14.35
7M85153.D	AC98601-004	29804	2.51	85640	5.79	349205	6.80	348882	8.23	512667	9.69	383191	12.73	312864	14.35

I1 = 1,4-Dioxane-d8(INT)
I2 = 1,4-Dichlorobenzene-d4
I3 = Naphthalene-d8
I4 = Acenaphthene-d10
I5 = Phenanthrene-d10
I6 = Chrysene-d12
I7 = Perylene-d12

625/8270 Internal Standard concentration = 40 mg/L (in final extract)
624/8260 Internal Standard concentration = 30ug/L
524 Internal Standard concentration =5ug/L

Internal Standard Areas

Upper Limit = + 100% of internal standard area from daily cal or mid pt.

Lower Limit = - 50% of internal standard area from daily cal or mid pt.

Flags:

A - Indicates the compound failed the internal standard area criteria

R - Indicates the compound failed the internal standard retention time criteria.

Retention Times: Limit = within +/- 0.5 min of internal standard retention time from the daily cal or mid pt.

7062812 0247

FORM8

Internal Standard Areas

Evaluation Std Data File: 10M63789.D Method: EPA 8270D

Analysis Date/Time: 06/29/17 08:59

Lab File ID: CAL BNA@50PPM

	I1		I2		I3		I4		I5		I6		I7	
	Area	RT	Area	RT	Area	RT	Area	RT	Area	RT	Area	RT	Area	RT
Eval File Area/RT:	36182	2.46	77410	5.74	305926	6.74	175405	8.16	311164	9.60	332721	12.64	287923	14.25
Eval File Area Limit:	18091-72364		38705-154820		152963-611852		87702-350810		155582-622328		166360-665442		143962-575846	
Eval File Rt Limit:	1.96-2.96		5.24-6.24		6.24-7.24		7.66-8.66		9.1-10.1		12.14-13.14		13.75-14.75	

Data File	Sample														
10M63790.D	SMB60308	37670	2.46	79512	5.73	296747	6.74	159666	8.16	273967	9.60	255831	12.64	229105	14.25
10M63791.D	SMB60308(MS)	36383	2.47	75183	5.73	279851	6.74	153896	8.16	257876	9.60	246681	12.64	223787	14.25
10M63792.D	SMB60311(MS)	45673	2.48	92971	5.74	350651	6.74	190962	8.16	316761	9.60	285764	12.64	260912	14.25
10M63793.D	SMB60311	39765	2.48	80760	5.74	300070	6.74	162619	8.16	269442	9.60	220047	12.64	202322	14.25
10M63794.D	WMB60307	32898	2.47	64686	5.74	251504	6.74	143658	8.16	254942	9.60	271048	12.64	245095	14.25
10M63795.D	AC98703-001	35319	2.48	70760	5.74	267166	6.74	146370	8.16	254560	9.60	236744	12.64	217817	14.25
10M63796.D	AC98703-001(MS)	38442	2.48	78409	5.74	286329	6.74	154509	8.16	249184	9.61	230731	12.64	213758	14.25
10M63797.D	AC98703-001(MSD)	40664	2.48	82796	5.74	305434	6.74	165293	8.16	277056	9.61	258472	12.64	234155	14.25
10M63798.D	AC98694-001	25312	2.46	22021 A	5.73	110776 A	6.74	63293 A	8.16	125532 A	9.60	149226 A	12.64	137303 A	14.25
10M63799.D	AC98694-001(MS)	49042	2.48	97350	5.74	353465	6.74	184038	8.16	292685	9.61	236225	12.64	209424	14.25
10M63800.D	AC98694-001(MSD)	45909	2.48	94368	5.74	343769	6.74	182376	8.16	297092	9.60	242044	12.64	223481	14.25
10M63801.D	AC98687-001	36494	2.48	72408	5.74	270493	6.74	145292	8.16	247701	9.60	243859	12.64	223489	14.25
10M63802.D	AC98687-002	42946	2.48	84856	5.74	316623	6.74	165889	8.16	268652	9.60	220451	12.64	203083	14.25
10M63803.D	AC98687-003	35546	2.48	70634	5.74	265086	6.74	143202	8.16	229108	9.60	236435	12.64	218312	14.25
10M63804.D	AC98687-007	37211	2.48	75856	5.74	281858	6.74	149403	8.16	251749	9.60	230868	12.64	214648	14.25
10M63805.D	AC98687-008	42549	2.48	87482	5.74	325707	6.74	171592	8.16	281846	9.60	244333	12.64	231556	14.25
10M63806.D	AC98687-009	46981	2.48	95992	5.74	349885	6.74	187996	8.16	299685	9.60	258228	12.64	250350	14.25
10M63807.D	AC98687-011	37774	2.48	78005	5.74	285390	6.74	151051	8.16	244793	9.60	192695	12.64	186733	14.25
10M63808.D	AC98687-016	38431	2.48	78013	5.74	282088	6.74	151287	8.16	248187	9.60	212170	12.64	209745	14.25

I1 =	1,4-Dioxane-d8(INT)	I4 =	Acenaphthene-d10	I7 =	Perylene-d12
I2 =	1,4-Dichlorobenzene-d4	I5 =	Phenanthrene-d10		
I3 =	Naphthalene-d8	I6 =	Chrysene-d12		

625/8270 Internal Standard concentration = 40 mg/L (in final extract)
624/8260 Internal Standard concentration = 30ug/L
524 Internal Standard concentration =5ug/L

Internal Standard Areas

Upper Limit = + 100% of internal standard area from daily cal or mid pt.

Lower Limit = - 50% of internal standard area from daily cal or mid pt.

Flags:

A - Indicates the compound failed the internal standard area criteria

R - Indicates the compound failed the internal standard retention time criteria.

Retention Times: Limit = within +/- 0.5 min of internal standard retention time from the daily cal or mid pt.

7062812 0248

FORM8

Internal Standard Areas

Evaluation Std Data File: 7M84393.D Method: EPA 8270D

Analysis Date/Time: 06/05/17 10:41

Lab File ID: CAL BNA@50PPM

	I1		I2		I3		I4		I5		I6		I7	
	Area	RT	Area	RT	Area	RT	Area	RT	Area	RT	Area	RT	Area	RT
Eval File Area/RT:	63487	2.54	121136	5.80	474585	6.82	290547	8.25	543793	9.70	569210	12.74	461323	14.39
Eval File Area Limit:	31744-126974		60568-242272		237292-949170		145274-581094		271896-1087586		284605-1138420		230662-922646	
Eval File Rt Limit:	2.04-3.04		5.3-6.3		6.32-7.32		7.75-8.75		9.2-10.2		12.24-13.24		13.89-14.89	

Data File	Sample														
7M84393.D	CAL BNA@50PPM	63487	2.54	121136	5.80	474585	6.82	290547	8.25	543793	9.70	569210	12.74	461323	14.39
7M84394.D	CAL BNA@10PPM	63323	2.53	120957	5.80	484187	6.81	293484	8.24	539009	9.70	559698	12.75	469994	14.42
7M84395.D	CAL BNA@196PPM	63677	2.53	117111	5.80	460224	6.82	287617	8.26	526452	9.71	519348	12.75	448273	14.41
7M84396.D	CAL BNA@160PPM	78405	2.53	147173	5.80	584418	6.82	363200	8.26	653713	9.71	639007	12.75	552157	14.41
7M84397.D	CAL BNA@120PPM	64036	2.53	119715	5.80	476313	6.81	293682	8.24	533176	9.70	534335	12.75	447635	14.41
7M84398.D	CAL BNA@80PPM	63095	2.53	118831	5.80	463340	6.81	284414	8.24	525895	9.70	544220	12.75	461657	14.41
7M84399.D	CAL BNA@20PPM	63070	2.53	121363	5.80	482389	6.82	295470	8.26	554883	9.71	589097	12.74	498191	14.39
7M84400.D	CAL BNA@2PPM	56614	2.54	106268	5.80	420313	6.82	257629	8.25	468591	9.70	487010	12.74	409266	14.39
7M84401.D	CAL BNA@.5PPM	57007	2.54	112235	5.80	441747	6.82	274078	8.25	509500	9.70	526372	12.74	429285	14.40
7M84402.D	ICV BNA@50PPM	58764	2.53	112118	5.80	431119	6.81	261664	8.24	478407	9.70	519443	12.74	431812	14.40

I1 =	1,4-Dioxane-d8(INT)	I4 =	Acenaphthene-d10	I7 =	Perylene-d12
I2 =	1,4-Dichlorobenzene-d4	I5 =	Phenanthrene-d10		
I3 =	Naphthalene-d8	I6 =	Chrysene-d12		

625/8270 Internal Standard concentration = 40 mg/L (in final extract)
624/8260 Internal Standard concentration = 30ug/L
524 Internal Standard concentration =5ug/L

Internal Standard Areas

Upper Limit = + 100% of internal standard area from daily cal or mid pt.

Lower Limit = - 50% of internal standard area from daily cal or mid pt.

Flags:

A - Indicates the compound failed the internal standard area criteria

R - Indicates the compound failed the internal standard retention time criteria.

Retention Times: Limit = within +/- 0.5 min of internal standard retention time from the daily cal or mid pt.

7062812 0249

FORM8

Internal Standard Areas

Evaluation Std Data File: 5M100062.D Method: EPA 8270D

Analysis Date/Time: 06/05/17 14:26

Lab File ID: CAL BNA@50PPM

	I1		I2		I3		I4		I5		I6		I7	
	Area	RT	Area	RT	Area	RT	Area	RT	Area	RT	Area	RT	Area	RT
Eval File Area/RT:	16262	2.49	34668	5.77	134564	6.78	83991	8.20	162400	9.66	174990	12.71	154052	14.31
Eval File Area Limit:	8131-32524		17334-69336		67282-269128		41996-167982		81200-324800		87495-349980		77026-308104	
Eval File Rt Limit:	1.99-2.99		5.27-6.27		6.28-7.28		7.7-8.7		9.16-10.16		12.21-13.21		13.81-14.81	

Data File	Sample														
5M100053.D	CAL BNA@10PPM	16649	2.49	36930	5.77	143610	6.78	87517	8.20	171435	9.66	191207	12.70	164814	14.31
5M100055.D	CAL BNA@196PPM	16184	2.49	35922	5.77	139263	6.78	86359	8.21	164007	9.66	167617	12.72	146536	14.33
5M100056.D	CAL BNA@160PPM	19346	2.49	41442	5.77	160339	6.78	100665	8.21	197670	9.66	199264	12.72	179824	14.33
5M100057.D	CAL BNA@120PPM	15684	2.49	34361	5.77	132719	6.78	82436	8.20	163066	9.66	172706	12.71	150808	14.32
5M100058.D	CAL BNA@80PPM	16055	2.49	35453	5.77	136517	6.78	83520	8.20	165640	9.66	172129	12.71	149899	14.32
5M100059.D	CAL BNA@20PPM	17875	2.49	38371	5.77	150446	6.78	93119	8.20	181795	9.66	200983	12.71	172281	14.32
5M100060.D	CAL BNA@2PPM	14607	2.49	31676	5.77	124298	6.78	75755	8.20	147574	9.66	159684	12.70	139556	14.31
5M100061.D	CAL BNA@.5PPM	15203	2.49	32376	5.77	125083	6.78	75198	8.20	146905	9.66	167716	12.70	145128	14.31
5M100062.D	CAL BNA@50PPM	16262	2.49	34668	5.77	134564	6.78	83991	8.20	162400	9.66	174990	12.71	154052	14.31
5M100063.D	ICV BNA@50PPM	16078	2.49	35236	5.77	134820	6.78	81797	8.20	160081	9.66	172881	12.71	149764	14.31
5M100064.D	AC98123-001(3X)	17205	2.49	34412	5.77	132594	6.78	78165	8.20	151763	9.66	163452	12.71	140645	14.32
5M100065.D	AC98028-001(T)	13757	2.49	29795	5.77	118687	6.78	73058	8.20	139777	9.66	153949	12.70	130262	14.31
5M100066.D	WMB60037(MS)	16003	2.49	36140	5.77	140853	6.78	85897	8.20	165776	9.66	167391	12.71	144432	14.32
5M100067.D	WMB60037	16099	2.49	34150	5.77	131888	6.78	78527	8.20	155251	9.66	168386	12.70	143621	14.31
5M100068.D	EF-SPLP V-256433(0	16973	2.49	36795	5.77	144034	6.78	86815	8.20	171561	9.66	185194	12.70	159798	14.31
5M100069.D	EF-SPLP V-256433(0	15419	2.49	33942	5.77	130239	6.78	78415	8.20	154649	9.66	175539	12.70	152066	14.31
5M100070.D	AC97973-011(T)	16182	2.50	34623	5.77	131314	6.78	80139	8.20	153754	9.66	174429	12.70	152915	14.31
5M100071.D	AC97973-011(T)(MS)	16589	2.49	35329	5.77	135107	6.78	84498	8.20	163509	9.66	171137	12.71	143068	14.32
5M100072.D	AC97973-011(T)(MSD	17728	2.49	37705	5.77	145977	6.78	87749	8.20	167254	9.66	178717	12.71	150993	14.32
5M100073.D	AC98171-007(MS:AC	17900	2.49	38219	5.77	150761	6.78	90379	8.20	173378	9.66	172049	12.71	154387	14.32
5M100074.D	AC98171-002(R)	15471	2.49	32344	5.77	123485	6.78	75818	8.20	146164	9.66	163266	12.70	139894	14.31
5M100075.D	AC98171-003(R)	16900	2.49	36471	5.77	141059	6.78	85864	8.20	161138	9.66	165880	12.70	142134	14.31
5M100076.D	AC98171-005(R)	16311	2.49	35417	5.77	139204	6.78	85723	8.20	164250	9.66	171120	12.70	146081	14.31
5M100077.D	AC98203-001	16683	2.49	35334	5.77	135007	6.78	81983	8.20	164270	9.66	176674	12.70	151912	14.31
5M100078.D	AC98203-002	15630	2.49	32221	5.77	127535	6.78	77039	8.20	148458	9.66	161294	12.70	136093	14.31
5M100079.D	AC98223-001	18667	2.49	40547	5.77	156948	6.78	94170	8.20	176423	9.66	172910	12.70	139045	14.31

I1 =	1,4-Dioxane-d8(INT)	I4 =	Acenaphthene-d10	I7 =	Perylene-d12
I2 =	1,4-Dichlorobenzene-d4	I5 =	Phenanthrene-d10		
I3 =	Naphthalene-d8	I6 =	Chrysene-d12		

625/8270 Internal Standard concentration = 40 mg/L (in final extract)
624/8260 Internal Standard concentration = 30ug/L
524 Internal Standard concentration =5ug/L

Internal Standard Areas

Upper Limit = + 100% of internal standard area from daily cal or mid pt.

Lower Limit = - 50% of internal standard area from daily cal or mid pt.

Flags:

A - Indicates the compound failed the internal standard area criteria

R - Indicates the compound failed the internal standard retention time criteria.

Retention Times: Limit = within +/- 0.5 min of internal standard retention time from the daily cal or mid pt.

7062812 0250

FORM8

Internal Standard Areas

Evaluation Std Data File: 5M100431.D Method: EPA 8270D

Analysis Date/Time: 06/30/17 10:42

Lab File ID: CAL BNA@50PPM

	I1		I2		I3		I4		I5		I6		I7	
	Area	RT	Area	RT	Area	RT	Area	RT	Area	RT	Area	RT	Area	RT
Eval File Area/RT:	11087	2.49	24819	5.77	96206	6.78	60782	8.20	125011	9.65	140702	12.70	122330	14.31
Eval File Area Limit:	5544-22174		12410-49638		48103-192412		30391-121564		62506-250022		70351-281404		61165-244660	
Eval File Rt Limit:	1.99-2.99		5.27-6.27		6.28-7.28		7.7-8.7		9.15-10.15		12.2-13.2		13.81-14.81	

Data File	Sample														
5M100432.D	98265-001(R)	11638	2.49	24685	5.77	95725	6.78	61785	8.20	122492	9.65	137110	12.70	119605	14.31
5M100433.D	98265-002(MDL)	12457	2.49	27072	5.77	105601	6.78	66706	8.20	135031	9.65	149399	12.70	126087	14.31
5M100434.D	SMB60320(MS)	11440	2.49	24953	5.77	97382	6.78	61042	8.20	113164	9.66	118360	12.70	102225	14.31
5M100435.D	SMB60320	10782	2.49	22640	5.77	93589	6.78	58672	8.20	111997	9.65	116479	12.70	97562	14.31
5M100436.D	WMB60319(MS)	11673	2.48	25282	5.77	102397	6.78	65717	8.20	133374	9.66	145461	12.71	119298	14.31
5M100437.D	WMB60319	11728	2.49	25664	5.77	100640	6.78	64482	8.20	129773	9.65	144060	12.70	120877	14.31
5M100438.D	EF-1 V-258920(06/30)	11432	2.49	24447	5.77	94756	6.78	61326	8.20	122525	9.65	137567	12.70	115267	14.31
5M100439.D	AC98724-002(T)	11457	2.50	24076	5.77	94351	6.78	59620	8.20	116811	9.65	130624	12.70	112116	14.31
5M100440.D	SMB60324(MS)	9057	2.49	20092	5.77	79689	6.78	49346	8.20	97025	9.65	105082	12.70	89708	14.31
5M100441.D	SMB60324	9782	2.49	22046	5.77	85762	6.78	53719	8.20	99520	9.65	104198	12.70	88837	14.31
5M100442.D	AC98724-002(T)(MS)	11237	2.50	24383	5.77	95801	6.78	63209	8.20	125655	9.66	136562	12.70	108237	14.31
5M100443.D	AC98724-002(T)(MSD	11789	2.50	25081	5.77	99321	6.78	63214	8.20	121081	9.65	134648	12.70	112011	14.31
5M100444.D	AC98724-003(T)	10937	2.50	23118	5.77	89102	6.78	56514	8.20	113826	9.65	128336	12.70	104719	14.31
5M100445.D	AC98725-001	11013	2.49	24906	5.77	95778	6.78	61852	8.20	123061	9.65	142327	12.70	118225	14.31
5M100446.D	AC98725-002	12439	2.49	26783	5.77	104769	6.78	66597	8.20	135528	9.65	150622	12.70	124803	14.31
5M100447.D	AC98725-003	11379	2.49	23640	5.77	97321	6.78	59665	8.20	122067	9.65	136997	12.70	115180	14.31
5M100448.D	AC98733-001	11672	2.49	23937	5.77	94312	6.78	61482	8.20	121055	9.65	140157	12.70	123017	14.31
5M100449.D	AC98733-002	11621	2.49	24652	5.77	97181	6.78	62807	8.20	121103	9.65	138644	12.70	120232	14.31
5M100450.D	AC98733-003	11234	2.49	24666	5.77	96929	6.78	63723	8.20	122668	9.65	131593	12.70	110549	14.31
5M100451.D	AC98733-004	11300	2.49	25535	5.77	98012	6.78	63266	8.20	147665	9.65	137689	12.70	118113	14.31
5M100452.D	AC98733-005	10881	2.49	23299	5.77	94106	6.78	60941	8.20	124880	9.65	139524	12.70	117768	14.31
5M100453.D	AC98733-006	11465	2.49	24373	5.77	96266	6.78	60670	8.20	122911	9.65	136732	12.70	113791	14.31

I1 =	1,4-Dioxane-d8(INT)	I4 =	Acenaphthene-d10	I7 =	Perylene-d12
I2 =	1,4-Dichlorobenzene-d4	I5 =	Phenanthrene-d10		
I3 =	Naphthalene-d8	I6 =	Chrysene-d12		

625/8270 Internal Standard concentration = 40 mg/L (in final extract)
624/8260 Internal Standard concentration = 30ug/L
524 Internal Standard concentration =5ug/L

Internal Standard Areas

Upper Limit = + 100% of internal standard area from daily cal or mid pt.

Lower Limit = - 50% of internal standard area from daily cal or mid pt.

Flags:

A - Indicates the compound failed the internal standard area criteria

R - Indicates the compound failed the internal standard retention time criteria.

Retention Times: Limit = within +/- 0.5 min of internal standard retention time from the daily cal or mid pt.

7062812 0251

FORM8

Internal Standard Areas

Evaluation Std Data File: 7M85155.D Method: EPA 8270D

Analysis Date/Time: 06/30/17 09:30

Lab File ID: CAL BNA@50PPM

	I1		I2		I3		I4		I5		I6		I7	
	Area	RT	Area	RT	Area	RT	Area	RT	Area	RT	Area	RT	Area	RT
Eval File Area/RT:	46690	2.49	84326	5.78	320741	6.81	192173	8.27	346150	9.71	366127	12.73	305318	14.38
Eval File Area Limit:	23345-93380		42163-168652		160370-641482		96086-384346		173075-692300		183064-732254		152659-610636	
Eval File Rt Limit:	1.99-2.99		5.28-6.28		6.31-7.31		7.77-8.77		9.21-10.21		12.23-13.23		13.88-14.88	

Data File	Sample														
7M85156.D	AC98694-001	31468	2.50	28599A	5.77	175976	6.79	124500	8.22	263272	9.67	334427	12.72	253548	14.39
7M85157.D	SMB60311	37688	2.50	77673	5.78	297582	6.79	176957	8.22	314451	9.67	292739	12.73	226502	14.41
7M85158.D	AC98714-001	46424	2.50	85255	5.78	337865	6.79	245936	8.24	413486	9.69	360173	12.72	265924	14.36
7M85159.D	AC98714-002	37409	2.50	74205	5.78	290725	6.78	178291	8.21	325886	9.67	321394	12.72	247253	14.38
7M85160.D	AC98700-004	34890	2.50	69652	5.78	270119	6.79	162926	8.22	296059	9.68	279518	12.72	218758	14.38
7M85161.D	AC98700-005	47851	2.50	89038	5.78	327817	6.79	193728	8.22	348403	9.68	325080	12.72	240477	14.37
7M85162.D	AC98694-001	30775	2.50	25600A	5.77	151433A	6.79	102045	8.22	205920	9.68	220123	12.72	169530	14.39
7M85163.D	98687-006(10X)	57004	2.50	105898	5.78	398764	6.79	233868	8.21	445868	9.67	479298	12.72	354206	14.36
7M85164.D	AC98597-003(3X)	42804	2.50	93587	5.78	164611	6.79	290216	8.22	433910	9.67	447543	12.72	344716	14.36
7M85165.D	AC98601-001(3X)	43491	2.50	95676	5.78	371762	6.79	264616	8.21	481383	9.68	464485	12.72	349706	14.36
7M85166.D	AC98601-004(3X)	47660	2.50	98401	5.78	385676	6.79	296368	8.22	484443	9.68	476107	12.72	379899	14.37
7M85167.D	AC98687-006(10X)	39100	2.50	78388	5.78	316271	6.78	199650	8.21	376295	9.67	372328	12.72	322922	14.34
7M85168.D	AC98714-001(3X)	44884	2.50	97242	5.78	389818	6.79	264851	8.21	506228	9.67	530236	12.72	416347	14.34
7M85169.D	SMB60320	35123	2.50	70458	5.78	280632	6.78	173664	8.21	324686	9.67	301301	12.72	280228	14.36
7M85170.D	SMB60324	32740	2.50	68476	5.78	269841	6.78	166334	8.20	302747	9.66	315950	12.72	259229	14.34
7M85171.D	AC98711-005	37999	2.50	73979	5.78	295283	6.78	178502	8.20	324657	9.66	298080	12.72	237431	14.34
7M85172.D	AC98711-006	37481	2.50	75487	5.78	299677	6.78	178297	8.20	329376	9.67	304846	12.72	238758	14.34
7M85173.D	AC98711-007	34720	2.50	68398	5.78	271673	6.79	167558	8.21	307877	9.67	312574	12.72	231927	14.34
7M85174.D	AC98711-008	46907	2.50	94841	5.78	358226	6.78	213664	8.20	382413	9.67	341475	12.72	273121	14.34
7M85175.D	AC98711-009	33867	2.50	67292	5.78	263855	6.78	159151	8.20	291070	9.66	269157	12.72	214266	14.34
7M85176.D	AC98703-002(R)	37217	2.50	75327	5.78	294357	6.78	175014	8.20	308848	9.66	300066	12.72	239941	14.34
7M85177.D	AC98597-003(3X)	37394	2.50	87583	5.78	184712	6.79	261110	8.21	385010	9.67	344213	12.72	281498	14.34
7M85178.D	AC98597-003(3X)(MS)	41080	2.50	93462	5.78	139486A	6.79	268724	8.22	405245	9.67	348296	12.72	339091	14.34
7M85179.D	AC98597-003(3X)(MS	37053	2.50	86582	5.78	155609A	6.79	248350	8.21	422904	9.67	406258	12.72	275368	14.34
7M85180.D	AC98601-002(3X)	44549	2.50	87722	5.78	330773	6.78	236510	8.21	437133	9.67	518504	12.72	397886	14.34
7M85181.D	AC98601-005(3X)	38860	2.50	81558	5.78	318176	6.78	214275	8.20	381393	9.67	342677	12.72	274269	14.34
7M85182.D	AC98716-001(3X)	39205	2.50	77109	5.78	312442	6.78	197013	8.20	347557	9.66	384931	12.72	359929	14.34
7M85183.D	AC98722-001(3X)	42239	2.50	83309	5.78	325785	6.78	195710	8.20	340755	9.67	316472	12.72	288615	14.35

I1 =	1,4-Dioxane-d8(INT)	I4 =	Acenaphthene-d10	I7 =	Perylene-d12
I2 =	1,4-Dichlorobenzene-d4	I5 =	Phenanthrene-d10		
I3 =	Naphthalene-d8	I6 =	Chrysene-d12		

625/8270 Internal Standard concentration = 40 mg/L (in final extract)
624/8260 Internal Standard concentration = 30ug/L
524 Internal Standard concentration =5ug/L

Internal Standard Areas

Upper Limit = + 100% of internal standard area from daily cal or mid pt.

Lower Limit = - 50% of internal standard area from daily cal or mid pt.

Flags:

A - Indicates the compound failed the internal standard area criteria

R - Indicates the compound failed the internal standard retention time criteria.

Retention Times: Limit = within +/- 0.5 min of internal standard retention time from the daily cal or mid pt.

PCB Data

Form1

ORGANICS PCB REPORT

Sample Number: AC98711-001
Client Id: SB-23
Data File: 2G123163.D
Analysis Date: 06/30/17 23:02
Date Rec/Extracted: 06/28/17-06/30/17
Column: DB-17/1701P 30M 0.32mm ID 0.25um film

Method: EPA 8082A
Matrix: Soil
Initial Vol: 20g
Final Vol: 10ml
Dilution: 1
Solids: 84

Units: mg/Kg

Cas #	Compound	RL	Conc	Cas #	Compound	RL	Conc
12674-11-2	Aroclor-1016	0.030	U	11097-69-1	Aroclor-1254	0.030	U
11104-28-2	Aroclor-1221	0.030	U	11096-82-5	Aroclor-1260	0.030	U
11141-16-5	Aroclor-1232	0.030	U	37324-23-5	Aroclor-1262	0.030	U
53469-21-9	Aroclor-1242	0.030	U	11100-14-4	Aroclor-1268	0.030	U
12672-29-6	Aroclor-1248	0.030	U	1336-36-3	Aroclor (Total)	0.030	U

Worksheet #: 429220 *Total Target Concentration* 0 ColumnID: (^) Indicates results from 2nd column

U - Indicates the compound was analyzed but not detected.
B - Indicates the analyte was found in the blank as well as in the sample.
E - Indicates the analyte concentration exceeds the calibration range of the instrument.
R - Retention Time Out
J - Indicates an estimated value when a compound is detected at less than the specified detection limit.
d - Pesticide %Diff>40% between columns due to coelution. Lower concentration usea
Chlordane (Total) is sum of a-Chlordane and y-Chlordane.

Data Path : G:\Gcdata\2017\GC_2\Data\06-3017\
Data File : 2G123163.D
Signal(s) : Signal #1: ECD1A.CH Signal #2: ECD2B.CH
Acq On : 30 Jun 2017 23:02
Operator : MS/ZM/MLC
Sample : AC98711-001
Misc : S,PCB
ALS Vial : 23 Sample Multiplier: 1

Integration File signal 1: AUTOINT1.E
Integration File signal 2: AUTOINT2.E
Quant Time: Jul 03 11:50:05 2017
Quant Method : G:\GCDATA\2017\GC_2\METHODQT\2G_C0630.M
Quant Title : @GC_2,ug,608,8082
QLast Update : Mon Jul 03 11:40:28 2017
Response via : Initial Calibration
Integrator: ChemStation

Volume Inj. : 1ul
Signal #1 Phase : db-1701P Signal #2 Phase: db-17
Signal #1 Info : .32 Signal #2 Info : .32

Compound	RT#1	RT#2	Resp#1	Resp#2	pg#1	pg#2
Target Compounds						
1)TCMX-Surrogate	3.885	3.880	473000	512481	83.087	81.714
45)DCB-Surrogate	10.266	10.801	440551	616372	87.484m	96.932m

(f)=RT Delta > 1/2 Window (#)=Amounts differ by > 25% (m)=manual int.

Data Path : G:\Gcdata\2017\GC_2\Data\06-3017\
Data File : 2G123163.D
Signal(s) : Signal #1: ECD1A.CH Signal #2: ECD2B.CH
Acq On : 30 Jun 2017 23:02
Operator : MS/ZM/MLC
Sample : AC98711-001
Misc : S,PCB
ALS Vial : 23 Sample Multiplier: 1

Integration File signal 1: AUTOINT1.E
Integration File signal 2: AUTOINT2.E
Quant Time: Jul 03 11:50:05 2017
Quant Method : G:\GCDATA\2017\GC_2\METHODQT\2G_C0630.M
Quant Title : @GC_2,ug,608,8082
QLast Update : Mon Jul 03 11:40:28 2017
Response via : Initial Calibration
Integrator: ChemStation

Volume Inj. : 1ul
Signal #1 Phase : db-1701P Signal #2 Phase: db-17
Signal #1 Info : .32 Signal #2 Info : .32

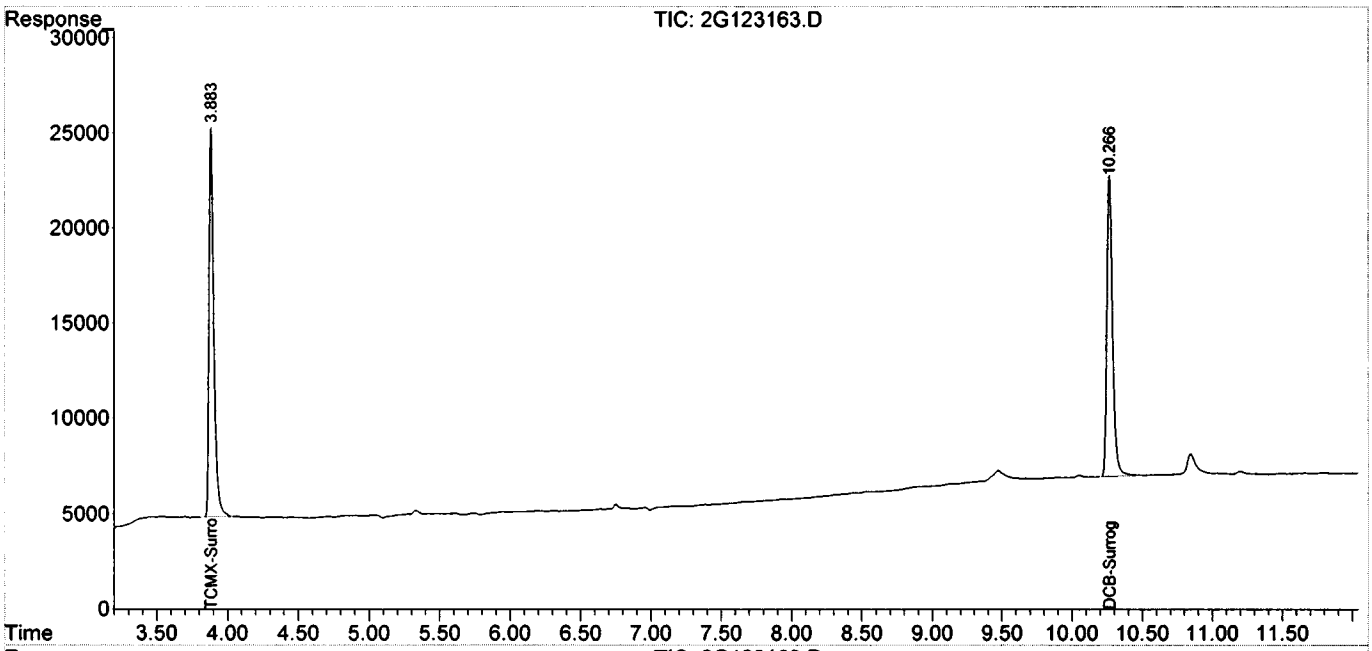

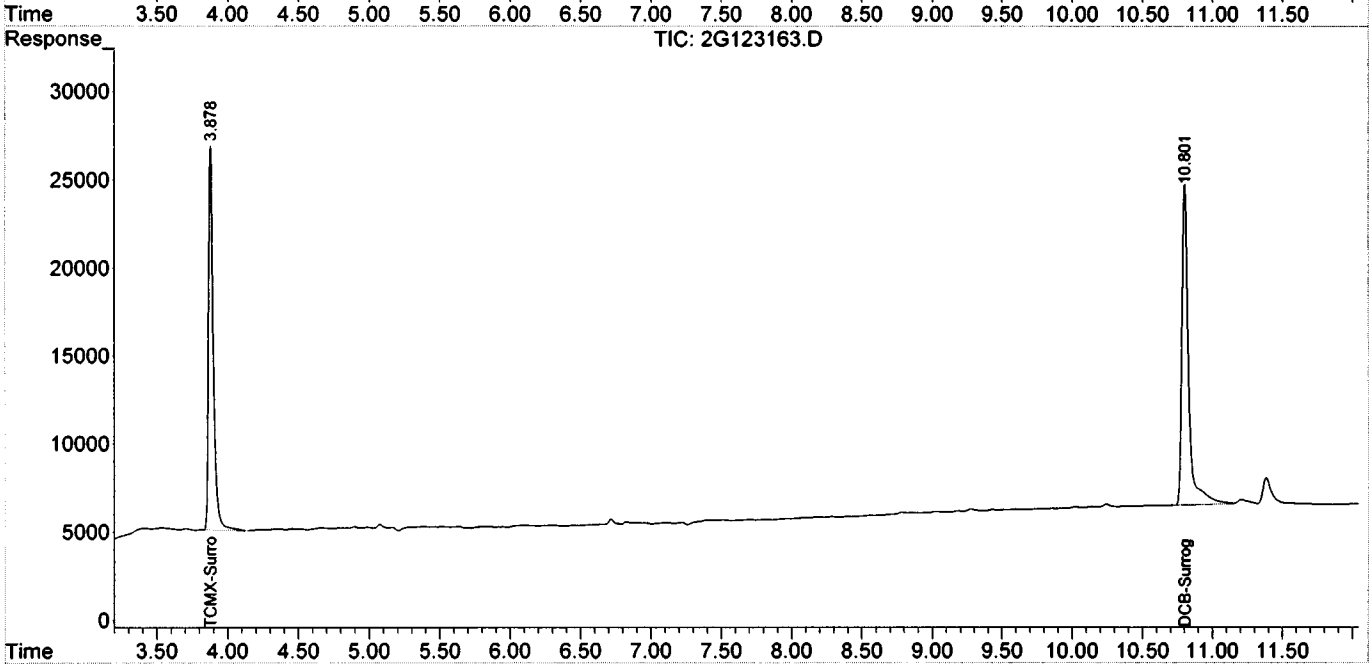

Form1

ORGANICS PCB REPORT

Sample Number: AC98711-002
Client Id: SB-18
Data File: 3G102161.D
Analysis Date: 06/30/17 18:31
Date Rec/Extracted: 06/28/17-06/30/17
Column: DB-17/1701P 30M 0.32mm ID 0.25um film

Method: EPA 8082A
Matrix: Soil
Initial Vol: 20g
Final Vol: 10ml
Dilution: 1
Solids: 85

Units: mg/Kg

Cas #	Compound	RL	Conc	Cas #	Compound	RL	Conc
12674-11-2	Aroclor-1016	0.029	U	11097-69-1	Aroclor-1254	0.029	U
11104-28-2	Aroclor-1221	0.029	U	11096-82-5	Aroclor-1260	0.029	U
11141-16-5	Aroclor-1232	0.029	U	37324-23-5	Aroclor-1262	0.029	U
53469-21-9	Aroclor-1242	0.029	U	11100-14-4	Aroclor-1268	0.029	U
12672-29-6	Aroclor-1248	0.029	U	1336-36-3	Aroclor (Total)	0.029	U

Worksheet #: 429220 *Total Target Concentration* 0 ColumnID: (^) Indicates results from 2nd column

U - Indicates the compound was analyzed but not detected.
B - Indicates the analyte was found in the blank as well as in the sample.
E - Indicates the analyte concentration exceeds the calibration range of the instrument.
R - Retention Time Out
J - Indicates an estimated value when a compound is detected at less than the specified detection limit.
d - Pesticide %Diff>40% between columns due to coelution. Lower concentration usea
Chlordane (Total) is sum of a-Chlordane and y-Chlordane.

Quantitation Report (QT Reviewed)

Data Path : G:\Gcdata\2017\GC_3\Data\06-30-17\
Data File : 3G102161.D
Signal(s) : Signal #1: ECD1A.CH Signal #2: ECD2B.CH
Acq On : 30 Jun 2017 18:31
Operator : MS/MLC/ZM
Sample : AC98711-002
Misc : S,PCB
ALS Vial : 9 Sample Multiplier: 1

Integration File signal 1: autoint1.e
Integration File signal 2: autoint2.e
Quant Time: Jul 03 11:51:52 2017
Quant Method : G:\GCDATA\2017\GC_3\METHODQT\3G_C0606.M
Quant Title : @GC_3,ug,608,8082
QLast Update : Tue Jun 06 12:33:12 2017
Response via : Initial Calibration
Integrator: ChemStation

Volume Inj. : 1ul
Signal #1 Phase : db-1701P Signal #2 Phase: db-17
Signal #1 Info : .32 Signal #2 Info : .32

Compound	RT#1	RT#2	Resp#1	Resp#2	pg#1	pg#2
Target Compounds						
1)TCMX-Surrogate	3.816	3.840	650526	1107717	116.010	115.336m
45)DCB-Surrogate	10.049	10.673	644324	1069524	103.142	99.447

(f)=RT Delta > 1/2 Window (#)=Amounts differ by > 25% (m)=manual int.

Data Path : G:\Gcdata\2017\GC_3\Data\06-30-17\
Data File : 3G102161.D
Signal(s) : Signal #1: ECD1A.CH Signal #2: ECD2B.CH
Acq On : 30 Jun 2017 18:31
Operator : MS/MLC/ZM
Sample : AC98711-002
Misc : S,PCB
ALS Vial : 9 Sample Multiplier: 1

Integration File signal 1: autoint1.e
Integration File signal 2: autoint2.e
Quant Time: Jul 03 11:51:52 2017
Quant Method : G:\GCDATA\2017\GC_3\METHODQT\3G_C0606.M
Quant Title : @GC_3,ug,608,8082
QLast Update : Tue Jun 06 12:33:12 2017
Response via : Initial Calibration
Integrator: ChemStation

Volume Inj. : 1ul
Signal #1 Phase : db-1701P Signal #2 Phase: db-17
Signal #1 Info : .32 Signal #2 Info : .32

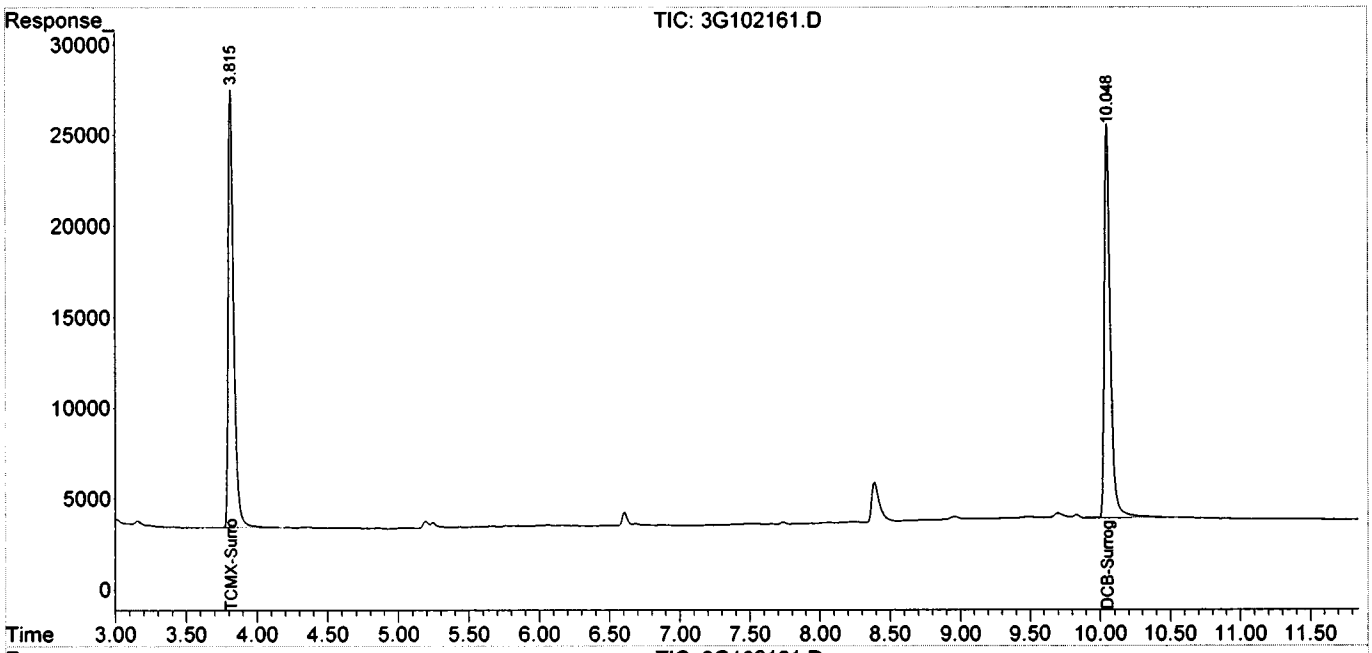

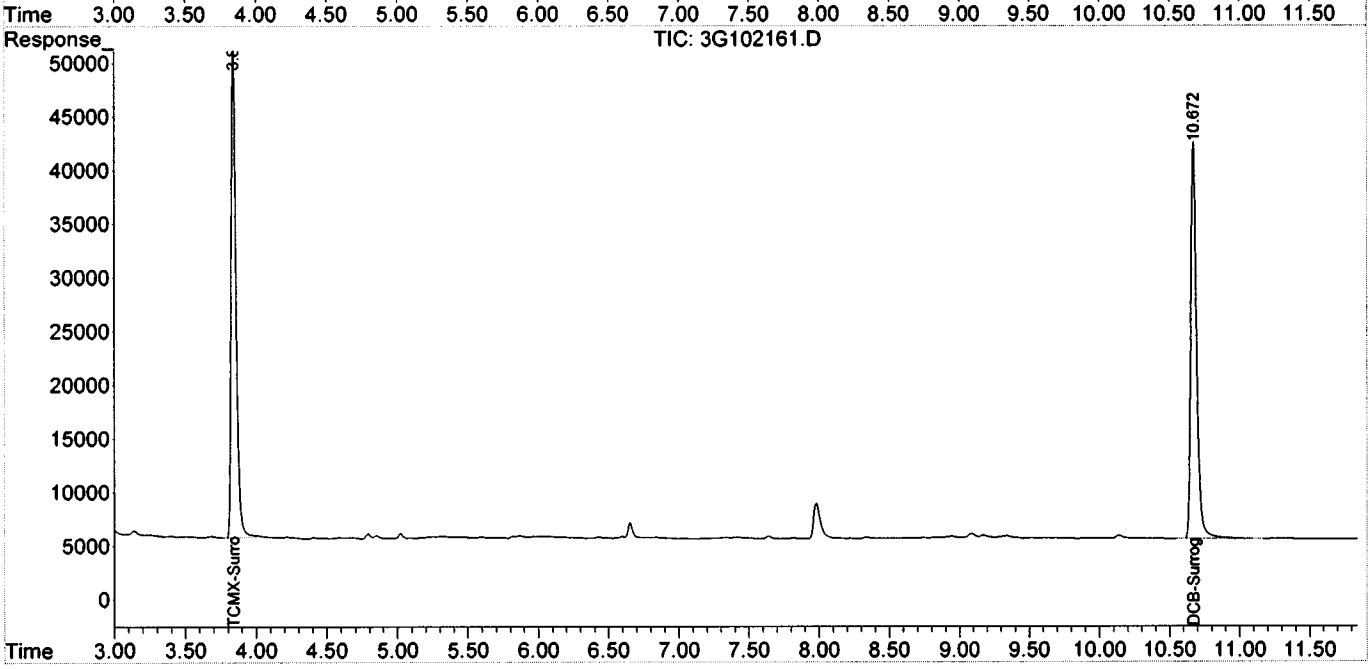

Form1

ORGANICS PCB REPORT

Sample Number: AC98711-004
Client Id: SB-21
Data File: 2G123162.D
Analysis Date: 06/30/17 22:47
Date Rec/Extracted: 06/28/17-06/30/17
Column: DB-17/1701P 30M 0.32mm ID 0.25um film

Method: EPA 8082A
Matrix: Soil
Initial Vol: 20g
Final Vol: 10ml
Dilution: 1
Solids: 84

Units: mg/Kg

Cas #	Compound	RL	Conc	Cas #	Compound	RL	Conc
12674-11-2	Aroclor-1016	0.030	U	11097-69-1	Aroclor-1254	0.030	U
11104-28-2	Aroclor-1221	0.030	U	11096-82-5	Aroclor-1260	0.030	U
11141-16-5	Aroclor-1232	0.030	U	37324-23-5	Aroclor-1262	0.030	U
53469-21-9	Aroclor-1242	0.030	U	11100-14-4	Aroclor-1268	0.030	U
12672-29-6	Aroclor-1248	0.030	U	1336-36-3	Aroclor (Total)	0.030	U

Worksheet #: 429220 *Total Target Concentration* 0 ColumnID: (^) Indicates results from 2nd column

U - Indicates the compound was analyzed but not detected.
B - Indicates the analyte was found in the blank as well as in the sample.
E - Indicates the analyte concentration exceeds the calibration range of the instrument.
R - Retention Time Out
J - Indicates an estimated value when a compound is detected at less than the specified detection limit.
d - Pesticide %Diff>40% between columns due to coelution. Lower concentration usea
Chlordane (Total) is sum of a-Chlordane and y-Chlordane.

Quantitation Report (QT Reviewed)

Data Path : G:\Gcdata\2017\GC_2\Data\06-3017\
Data File : 2G123162.D
Signal(s) : Signal #1: ECD1A.CH Signal #2: ECD2B.CH
Acq On : 30 Jun 2017 22:47
Operator : MS/ZM/MLC
Sample : AC98711-004
Misc : S,PCB
ALS Vial : 22 Sample Multiplier: 1

Integration File signal 1: AUTOINT1.E
Integration File signal 2: AUTOINT2.E
Quant Time: Jul 03 11:48:51 2017
Quant Method : G:\GCDATA\2017\GC_2\METHODQT\2G_C0630.M
Quant Title : @GC_2,ug,608,8082
QLast Update : Mon Jul 03 11:40:28 2017
Response via : Initial Calibration
Integrator: ChemStation

Volume Inj. : 1ul
Signal #1 Phase : db-1701P Signal #2 Phase: db-17
Signal #1 Info : .32 Signal #2 Info : .32

Compound	RT#1	RT#2	Resp#1	Resp#2	pg#1	pg#2
Target Compounds						
1)TCMX-Surrogate	3.884	3.879	574184	605687	100.861m	96.576m
45)DCB-Surrogate	10.266	10.801	509169	686865	101.493m	108.387m

(f)=RT Delta > 1/2 Window (#)=Amounts differ by > 25% (m)=manual int.

Data Path : G:\Gcdata\2017\GC_2\Data\06-3017\
Data File : 2G123162.D
Signal(s) : Signal #1: ECD1A.CH Signal #2: ECD2B.CH
Acq On : 30 Jun 2017 22:47
Operator : MS/ZM/MLC
Sample : AC98711-004
Misc : S,PCB
ALS Vial : 22 Sample Multiplier: 1

Integration File signal 1: AUTOINT1.E
Integration File signal 2: AUTOINT2.E
Quant Time: Jul 03 11:48:51 2017
Quant Method : G:\GCDATA\2017\GC_2\METHODQT\2G_C0630.M
Quant Title : @GC_2,ug,608,8082
QLast Update : Mon Jul 03 11:40:28 2017
Response via : Initial Calibration
Integrator: ChemStation

Volume Inj. : 1ul
Signal #1 Phase : db-1701P Signal #2 Phase: db-17
Signal #1 Info : .32 Signal #2 Info : .32

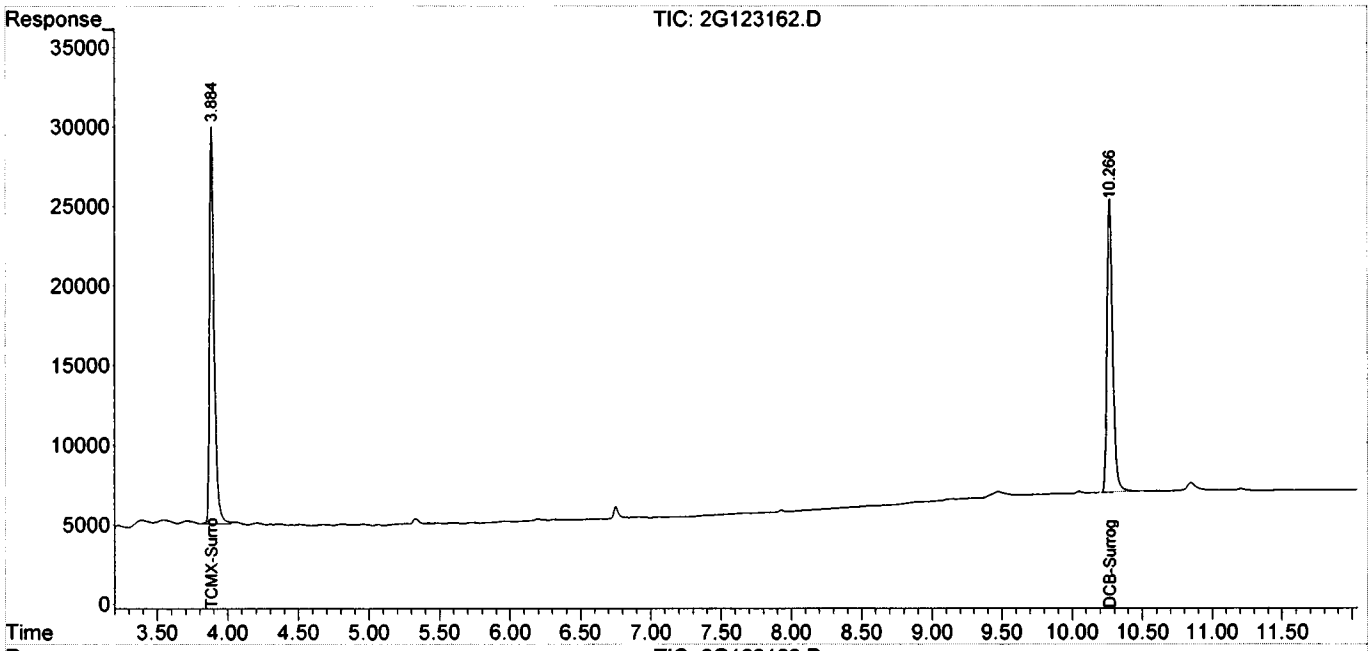

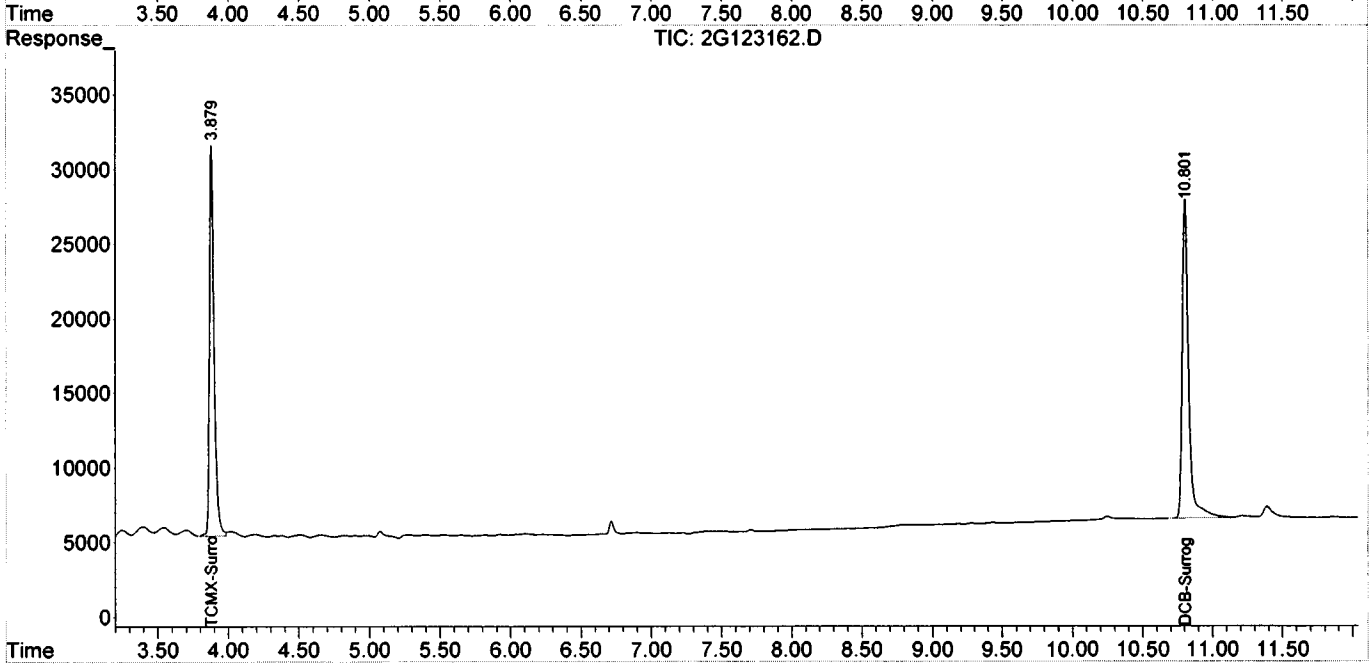

Form1

ORGANICS PCB REPORT

Sample Number: AC98711-005
Client Id: SB-3
Data File: 3G102162.D
Analysis Date: 06/30/17 18:46
Date Rec/Extracted: 06/28/17-06/30/17
Column: DB-17/1701P 30M 0.32mm ID 0.25um film

Method: EPA 8082A
Matrix: Soil
Initial Vol: 20g
Final Vol: 10ml
Dilution: 1
Solids: 85

Units: mg/Kg

Cas #	Compound	RL	Conc	Cas #	Compound	RL	Conc
12674-11-2	Aroclor-1016	0.029	U	11097-69-1	Aroclor-1254	0.029	U
11104-28-2	Aroclor-1221	0.029	U	11096-82-5	Aroclor-1260	0.029	U
11141-16-5	Aroclor-1232	0.029	U	37324-23-5	Aroclor-1262	0.029	U
53469-21-9	Aroclor-1242	0.029	U	11100-14-4	Aroclor-1268	0.029	U
12672-29-6	Aroclor-1248	0.029	U	1336-36-3	Aroclor (Total)	0.029	U

Worksheet #: 429220 *Total Target Concentration* 0 ColumnID: (^) Indicates results from 2nd column

U - Indicates the compound was analyzed but not detected.
B - Indicates the analyte was found in the blank as well as in the sample.
E - Indicates the analyte concentration exceeds the calibration range of the instrument.
R - Retention Time Out
J - Indicates an estimated value when a compound is detected at less than the specified detection limit.
d - Pesticide %Diff>40% between columns due to coelution. Lower concentration used
Chlordane (Total) is sum of a-Chlordane and y-Chlordane.

Quantitation Report (QT Reviewed)

Data Path : G:\Gcdata\2017\GC_3\Data\06-30-17\
Data File : 3G102162.D
Signal(s) : Signal #1: ECD1A.CH Signal #2: ECD2B.CH
Acq On : 30 Jun 2017 18:46
Operator : MS/MLC/ZM
Sample : AC98711-005
Misc : S,PCB
ALS Vial : 10 Sample Multiplier: 1

Integration File signal 1: autoint1.e
Integration File signal 2: autoint2.e
Quant Time: Jul 03 11:52:03 2017
Quant Method : G:\GCDATA\2017\GC_3\METHODQT\3G_C0606.M
Quant Title : @GC_3,ug,608,8082
QLast Update : Tue Jun 06 12:33:12 2017
Response via : Initial Calibration
Integrator: ChemStation

Volume Inj. : 1ul
Signal #1 Phase : db-1701P Signal #2 Phase: db-17
Signal #1 Info : .32 Signal #2 Info : .32

Compound	RT#1	RT#2	Resp#1	Resp#2	pg#1	pg#2
Target Compounds						
1)TCMX-Surrogate	3.815	3.842	421171	737355	75.108	76.773
45)DCB-Surrogate	10.049	10.674	437001	743533	69.954	69.136

(f)=RT Delta > 1/2 Window (#)=Amounts differ by > 25% (m)=manual int.

Data Path : G:\Gcdata\2017\GC_3\Data\06-30-17\
Data File : 3G102162.D
Signal(s) : Signal #1: ECD1A.CH Signal #2: ECD2B.CH
Acq On : 30 Jun 2017 18:46
Operator : MS/MLC/ZM
Sample : AC98711-005
Misc : S,PCB
ALS Vial : 10 Sample Multiplier: 1

Integration File signal 1: autoint1.e
Integration File signal 2: autoint2.e
Quant Time: Jul 03 11:52:03 2017
Quant Method : G:\GCDATA\2017\GC_3\METHODQT\3G_C0606.M
Quant Title : @GC_3,ug,608,8082
QLast Update : Tue Jun 06 12:33:12 2017
Response via : Initial Calibration
Integrator: ChemStation

Volume Inj. : 1ul
Signal #1 Phase : db-1701P Signal #2 Phase: db-17
Signal #1 Info : .32 Signal #2 Info : .32

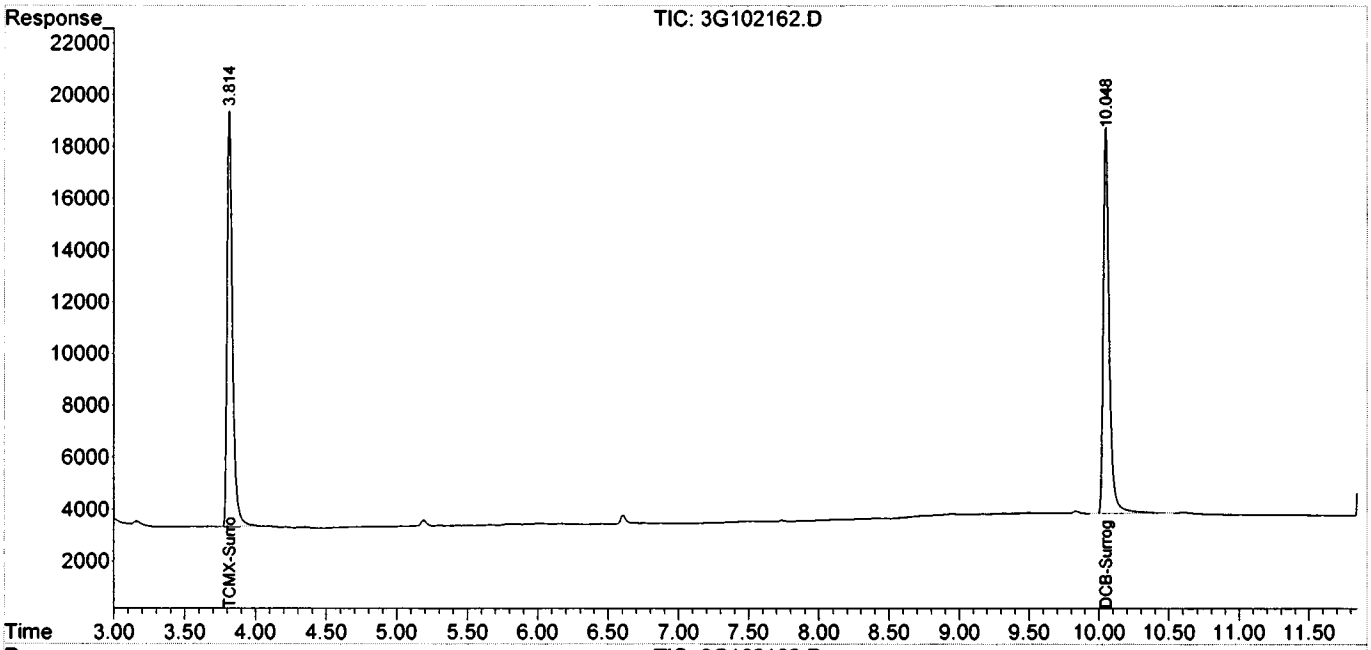

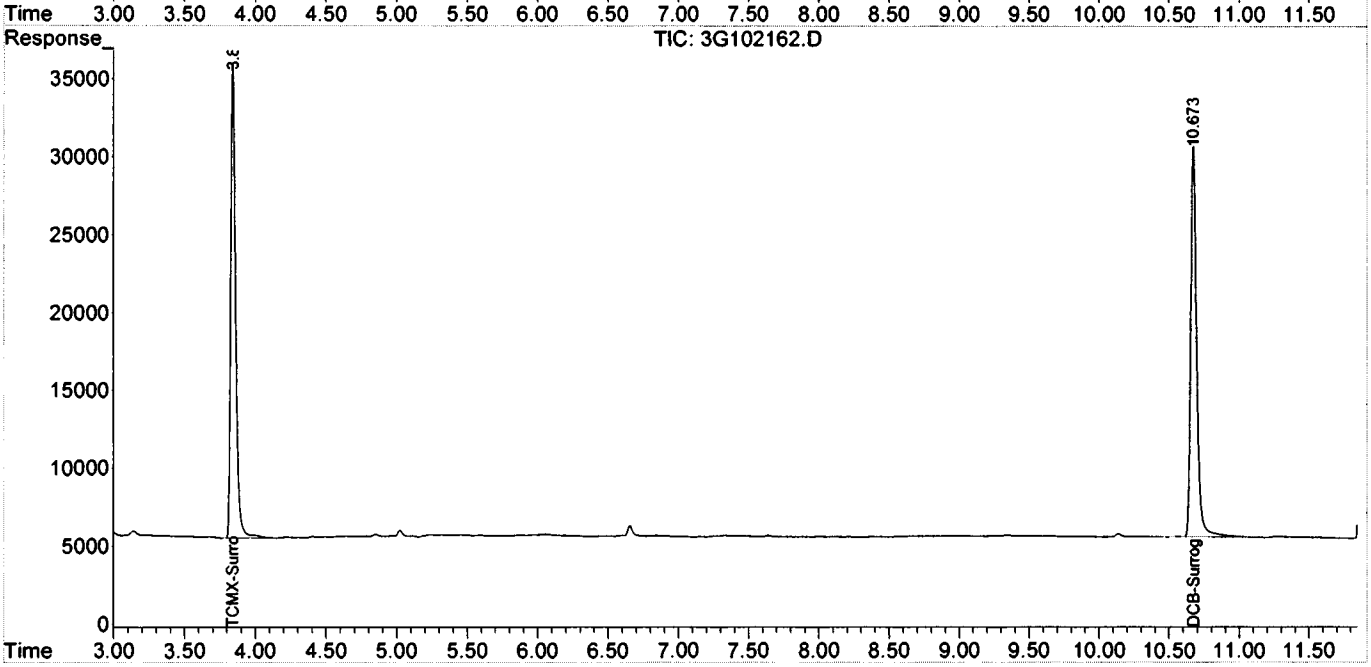

Form1

ORGANICS PCB REPORT

Sample Number: AC98711-006
Client Id: SB-11 A
Data File: 3G102163.D
Analysis Date: 06/30/17 19:01
Date Rec/Extracted: 06/28/17-06/30/17
Column: DB-17/1701P 30M 0.32mm ID 0.25um film

Method: EPA 8082A
Matrix: Soil
Initial Vol: 20g
Final Vol: 10ml
Dilution: 1
Solids: 88

Units: mg/Kg

Cas #	Compound	RL	Conc	Cas #	Compound	RL	Conc
12674-11-2	Aroclor-1016	0.028	U	11097-69-1	Aroclor-1254	0.028	U
11104-28-2	Aroclor-1221	0.028	U	11096-82-5	Aroclor-1260	0.028	U
11141-16-5	Aroclor-1232	0.028	U	37324-23-5	Aroclor-1262	0.028	U
53469-21-9	Aroclor-1242	0.028	U	11100-14-4	Aroclor-1268	0.028	U
12672-29-6	Aroclor-1248	0.028	U	1336-36-3	Aroclor (Total)	0.028	U

Worksheet #: 429220 *Total Target Concentration* 0 ColumnID: (^) Indicates results from 2nd column

U - Indicates the compound was analyzed but not detected.
B - Indicates the analyte was found in the blank as well as in the sample.
E - Indicates the analyte concentration exceeds the calibration range of the instrument.
R - Retention Time Out
J - Indicates an estimated value when a compound is detected at less than the specified detection limit.
d - Pesticide %Diff>40% between columns due to coelution. Lower concentration usea
Chlordane (Total) is sum of a-Chlordane and y-Chlordane.

Quantitation Report (QT Reviewed)

Data Path : G:\Gcdata\2017\GC_3\Data\06-30-17\
Data File : 3G102163.D
Signal(s) : Signal #1: ECD1A.CH Signal #2: ECD2B.CH
Acq On : 30 Jun 2017 19:01
Operator : MS/MLC/ZM
Sample : AC98711-006
Misc : S,PCB
ALS Vial : 11 Sample Multiplier: 1

Integration File signal 1: autoint1.e
Integration File signal 2: autoint2.e
Quant Time: Jul 03 11:52:18 2017
Quant Method : G:\GCDATA\2017\GC_3\METHODQT\3G_C0606.M
Quant Title : @GC_3,ug,608,8082
QLast Update : Tue Jun 06 12:33:12 2017
Response via : Initial Calibration
Integrator: ChemStation

Volume Inj. : 1ul
Signal #1 Phase : db-1701P Signal #2 Phase: db-17
Signal #1 Info : .32 Signal #2 Info : .32

Compound	RT#1	RT#2	Resp#1	Resp#2	pg#1	pg#2
Target Compounds						
1)TCMX-Surrogate	3.817	3.843	459263	802578	81.901	83.565
45)DCB-Surrogate	10.048	10.673	468715	804884	75.031	74.840

(f)=RT Delta > 1/2 Window (#)=Amounts differ by > 25% (m)=manual int.

Data Path : G:\Gcdata\2017\GC_3\Data\06-30-17\
Data File : 3G102163.D
Signal(s) : Signal #1: ECD1A.CH Signal #2: ECD2B.CH
Acq On : 30 Jun 2017 19:01
Operator : MS/MLC/ZM
Sample : AC98711-006
Misc : S,PCB
ALS Vial : 11 Sample Multiplier: 1

Integration File signal 1: autoint1.e
Integration File signal 2: autoint2.e
Quant Time: Jul 03 11:52:18 2017
Quant Method : G:\GCDATA\2017\GC_3\METHODQT\3G_C0606.M
Quant Title : @GC_3,ug,608,8082
QLast Update : Tue Jun 06 12:33:12 2017
Response via : Initial Calibration
Integrator: ChemStation

Volume Inj. : 1ul
Signal #1 Phase : db-1701P Signal #2 Phase: db-17
Signal #1 Info : .32 Signal #2 Info : .32

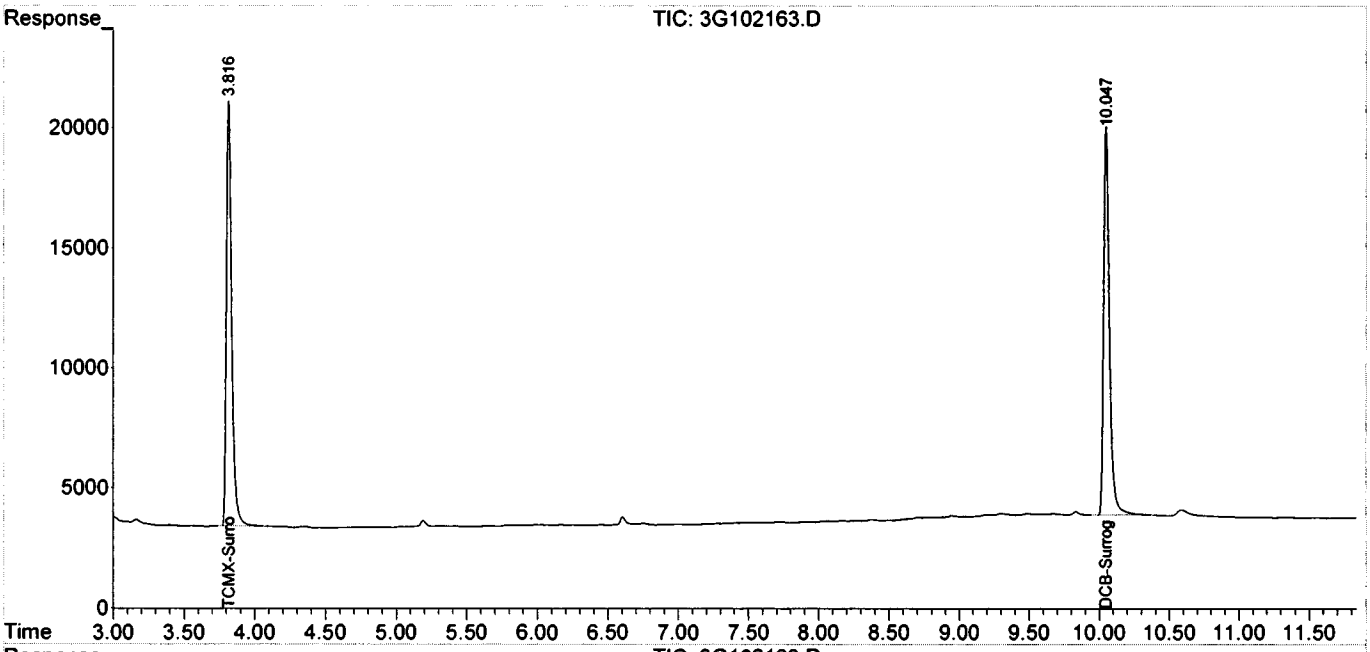

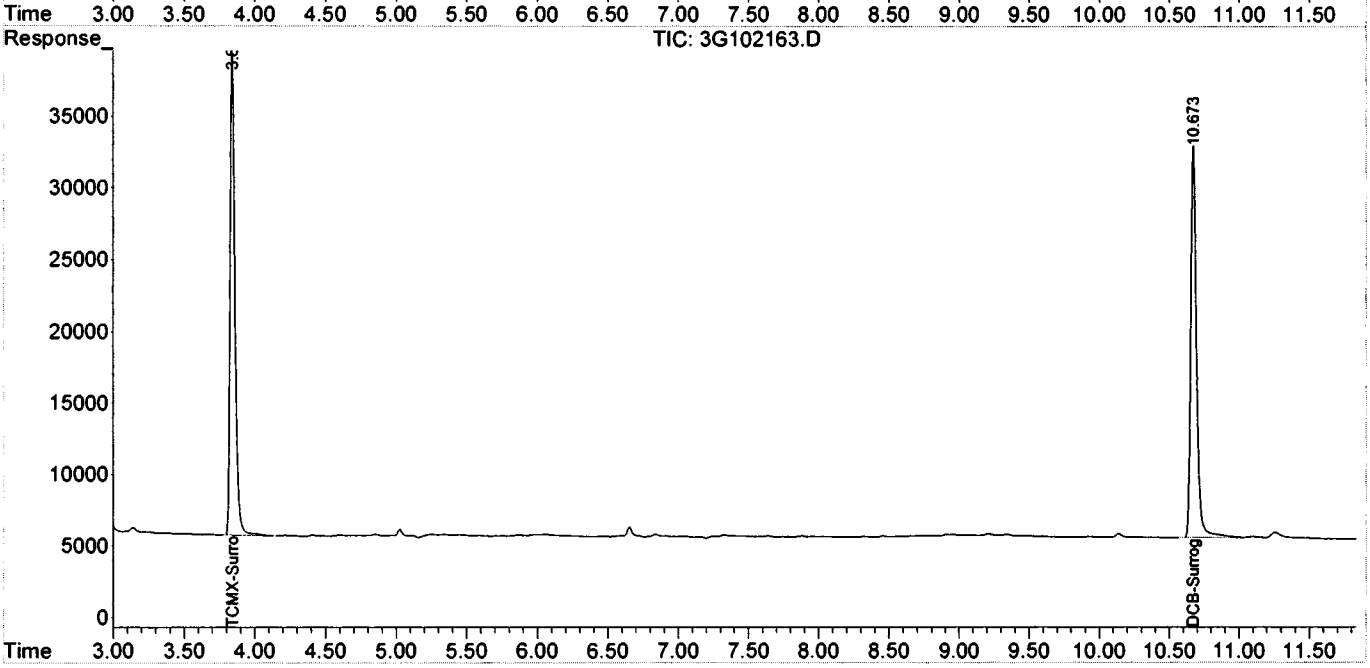

Form1

ORGANICS PCB REPORT

Sample Number: AC98711-007
Client Id: SB-11 B
Data File: 3G102164.D
Analysis Date: 06/30/17 19:17
Date Rec/Extracted: 06/28/17-06/30/17
Column: DB-17/1701P 30M 0.32mm ID 0.25um film

Method: EPA 8082A
Matrix: Soil
Initial Vol: 20g
Final Vol: 10ml
Dilution: 1
Solids: 85

Units: mg/Kg

Cas #	Compound	RL	Conc	Cas #	Compound	RL	Conc
12674-11-2	Aroclor-1016	0.029	U	11097-69-1	Aroclor-1254	0.029	U
11104-28-2	Aroclor-1221	0.029	U	11096-82-5	Aroclor-1260	0.029	U
11141-16-5	Aroclor-1232	0.029	U	37324-23-5	Aroclor-1262	0.029	U
53469-21-9	Aroclor-1242	0.029	U	11100-14-4	Aroclor-1268	0.029	U
12672-29-6	Aroclor-1248	0.029	U	1336-36-3	Aroclor (Total)	0.029	U

Worksheet #: 429220 *Total Target Concentration* 0 ColumnID: (^) Indicates results from 2nd column

U - Indicates the compound was analyzed but not detected.
B - Indicates the analyte was found in the blank as well as in the sample.
E - Indicates the analyte concentration exceeds the calibration range of the instrument.
R - Retention Time Out
J - Indicates an estimated value when a compound is detected at less than the specified detection limit.
d - Pesticide %Diff>40% between columns due to coelution. Lower concentration usea
Chlordane (Total) is sum of a-Chlordane and y-Chlordane.

Quantitation Report (QT Reviewed)

Data Path : G:\Gcdata\2017\GC_3\Data\06-30-17\
Data File : 3G102164.D
Signal(s) : Signal #1: ECD1A.CH Signal #2: ECD2B.CH
Acq On : 30 Jun 2017 19:17
Operator : MS/MLC/ZM
Sample : AC98711-007
Misc : S,PCB
ALS Vial : 12 Sample Multiplier: 1

Integration File signal 1: autoint1.e
Integration File signal 2: autoint2.e
Quant Time: Jul 03 11:52:30 2017
Quant Method : G:\GCDATA\2017\GC_3\METHODQT\3G_C0606.M
Quant Title : @GC_3,ug,608,8082
QLast Update : Tue Jun 06 12:33:12 2017
Response via : Initial Calibration
Integrator: ChemStation

Volume Inj. : 1ul
Signal #1 Phase : db-1701P Signal #2 Phase: db-17
Signal #1 Info : .32 Signal #2 Info : .32

Compound	RT#1	RT#2	Resp#1	Resp#2	pg#1	pg#2
Target Compounds						
1)TCMX-Surrogate	3.816	3.841	470986	816164	83.992	84.979
45)DCB-Surrogate	10.050	10.674	500756	813862	80.160	75.675

(f)=RT Delta > 1/2 Window (#)=Amounts differ by > 25% (m)=manual int.

Data Path : G:\Gcdata\2017\GC_3\Data\06-30-17\
Data File : 3G102164.D
Signal(s) : Signal #1: ECD1A.CH Signal #2: ECD2B.CH
Acq On : 30 Jun 2017 19:17
Operator : MS/MLC/ZM
Sample : AC98711-007
Misc : S,PCB
ALS Vial : 12 Sample Multiplier: 1

Integration File signal 1: autoint1.e
Integration File signal 2: autoint2.e
Quant Time: Jul 03 11:52:30 2017
Quant Method : G:\GCDATA\2017\GC_3\METHODQT\3G_C0606.M
Quant Title : @GC_3,ug,608,8082
QLast Update : Tue Jun 06 12:33:12 2017
Response via : Initial Calibration
Integrator: ChemStation

Volume Inj. : 1ul
Signal #1 Phase : db-1701P Signal #2 Phase: db-17
Signal #1 Info : .32 Signal #2 Info : .32

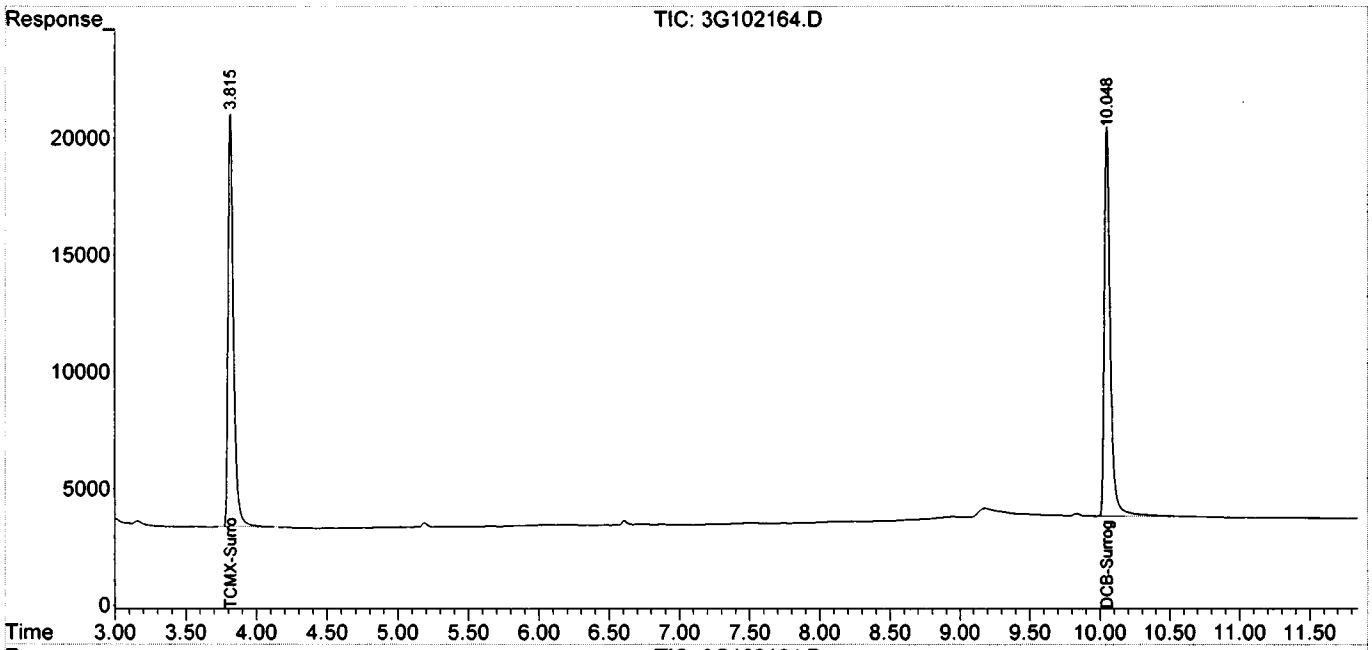

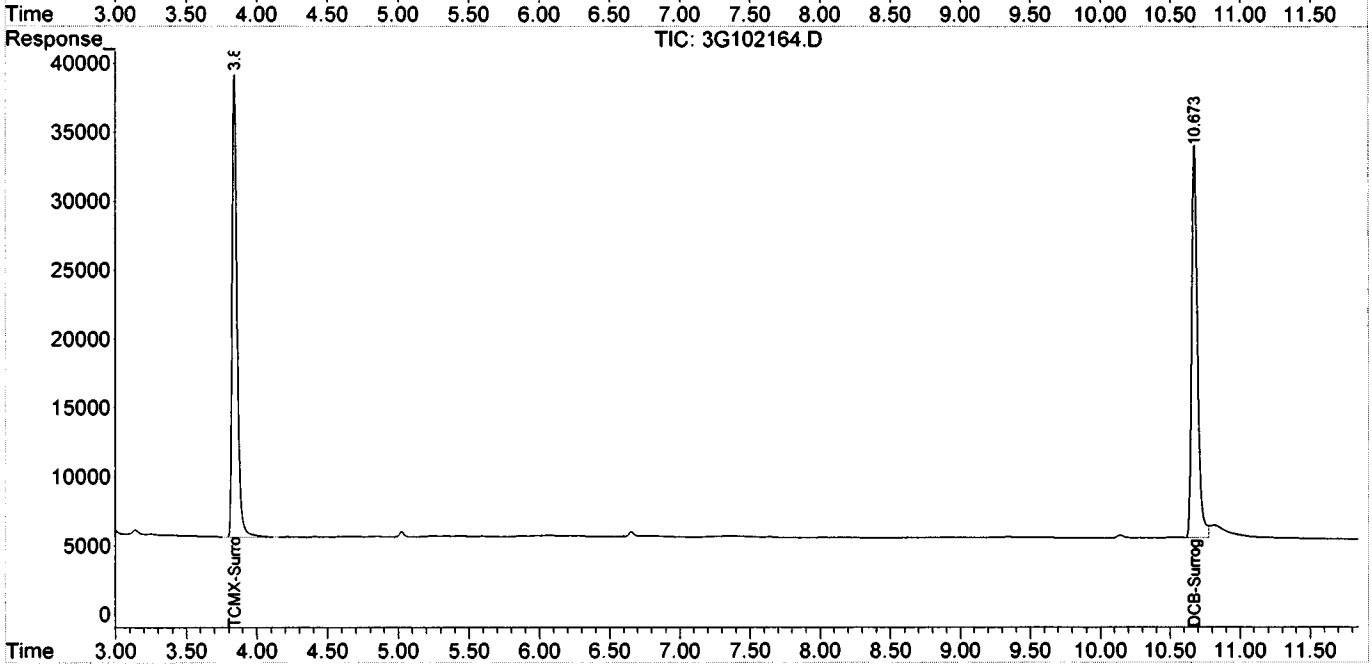

Form1

ORGANICS PCB REPORT

Sample Number: AC98711-008
Client Id: SB-19
Data File: 3G102165.D
Analysis Date: 06/30/17 19:32
Date Rec/Extracted: 06/28/17-06/30/17
Column: DB-17/1701P 30M 0.32mm ID 0.25um film

Method: EPA 8082A
Matrix: Soil
Initial Vol: 20g
Final Vol: 10ml
Dilution: 1
Solids: 89

Units: mg/Kg

Cas #	Compound	RL	Conc	Cas #	Compound	RL	Conc
12674-11-2	Aroclor-1016	0.028	U	11097-69-1	Aroclor-1254	0.028	U
11104-28-2	Aroclor-1221	0.028	U	11096-82-5	Aroclor-1260	0.028	U
11141-16-5	Aroclor-1232	0.028	U	37324-23-5	Aroclor-1262	0.028	U
53469-21-9	Aroclor-1242	0.028	U	11100-14-4	Aroclor-1268	0.028	U
12672-29-6	Aroclor-1248	0.028	U	1336-36-3	Aroclor (Total)	0.028	U

Worksheet #: 429220

Total Target Concentration 0

ColumnID: (^) Indicates results from 2nd column

U - Indicates the compound was analyzed but not detected.
B - Indicates the analyte was found in the blank as well as in the sample.
E - Indicates the analyte concentration exceeds the calibration range of the instrument.
R - Retention Time Out
J - Indicates an estimated value when a compound is detected at less than the specified detection limit.
d - Pesticide %Diff>40% between columns due to coelution. Lower concentration used
Chlordane (Total) is sum of a-Chlordane and y-Chlordane.

Data Path : G:\Gcdata\2017\GC_3\Data\06-30-17\
Data File : 3G102165.D
Signal(s) : Signal #1: ECD1A.CH Signal #2: ECD2B.CH
Acq On : 30 Jun 2017 19:32
Operator : MS/MLC/ZM
Sample : AC98711-008
Misc : S,PCB
ALS Vial : 13 Sample Multiplier: 1

Integration File signal 1: autoint1.e
Integration File signal 2: autoint2.e
Quant Time: Jul 03 11:52:44 2017
Quant Method : G:\GCDATA\2017\GC_3\METHODQT\3G_C0606.M
Quant Title : @GC_3,ug,608,8082
QLast Update : Tue Jun 06 12:33:12 2017
Response via : Initial Calibration
Integrator: ChemStation

Volume Inj. : 1ul
Signal #1 Phase : db-1701P Signal #2 Phase: db-17
Signal #1 Info : .32 Signal #2 Info : .32

Compound	RT#1	RT#2	Resp#1	Resp#2	pg#1	pg#2
Target Compounds						
1)TCMX-Surrogate	3.815	3.841	509436	882279	90.849	91.863
45)DCB-Surrogate	10.048	10.673	517701	877248	82.872	81.569

(f)=RT Delta > 1/2 Window (#)=Amounts differ by > 25% (m)=manual int.

Data Path : G:\Gcdata\2017\GC_3\Data\06-30-17\
Data File : 3G102165.D
Signal(s) : Signal #1: ECD1A.CH Signal #2: ECD2B.CH
Acq On : 30 Jun 2017 19:32
Operator : MS/MLC/ZM
Sample : AC98711-008
Misc : S,PCB
ALS Vial : 13 Sample Multiplier: 1

Integration File signal 1: autoint1.e
Integration File signal 2: autoint2.e
Quant Time: Jul 03 11:52:44 2017
Quant Method : G:\GCDATA\2017\GC_3\METHODQT\3G_C0606.M
Quant Title : @GC_3,ug,608,8082
QLast Update : Tue Jun 06 12:33:12 2017
Response via : Initial Calibration
Integrator: ChemStation

Volume Inj. : 1ul
Signal #1 Phase : db-1701P Signal #2 Phase: db-17
Signal #1 Info : .32 Signal #2 Info : .32

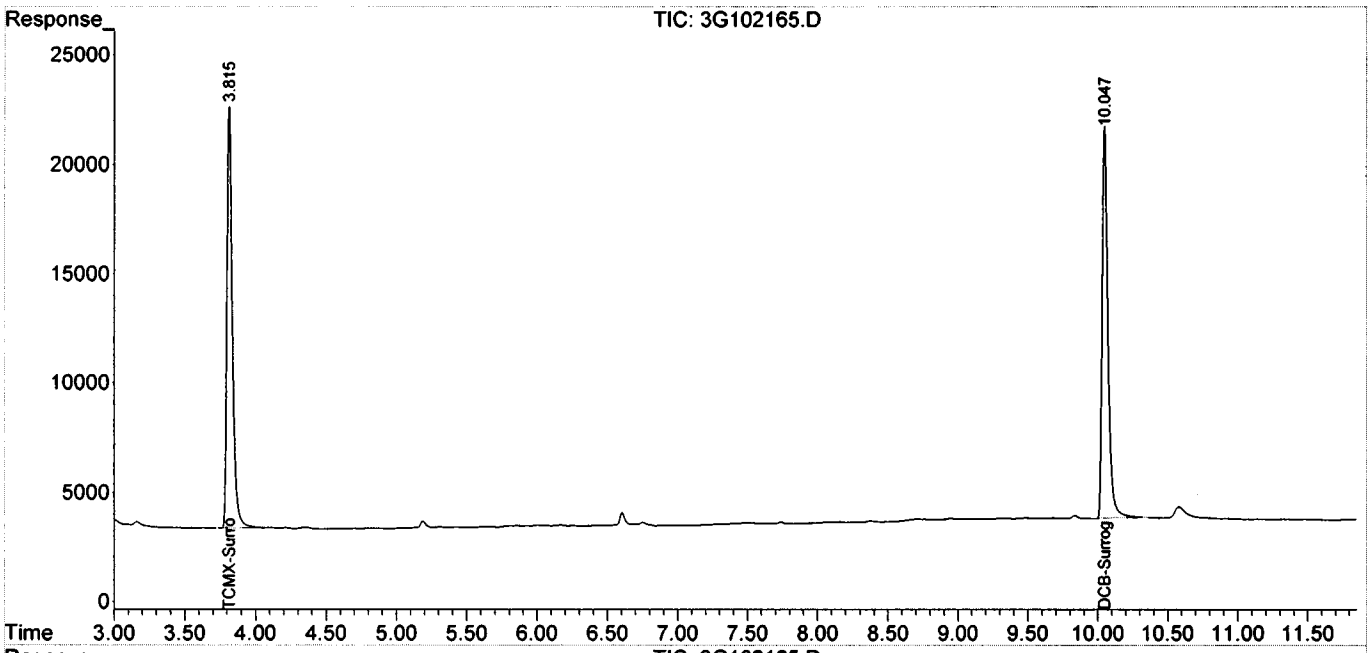

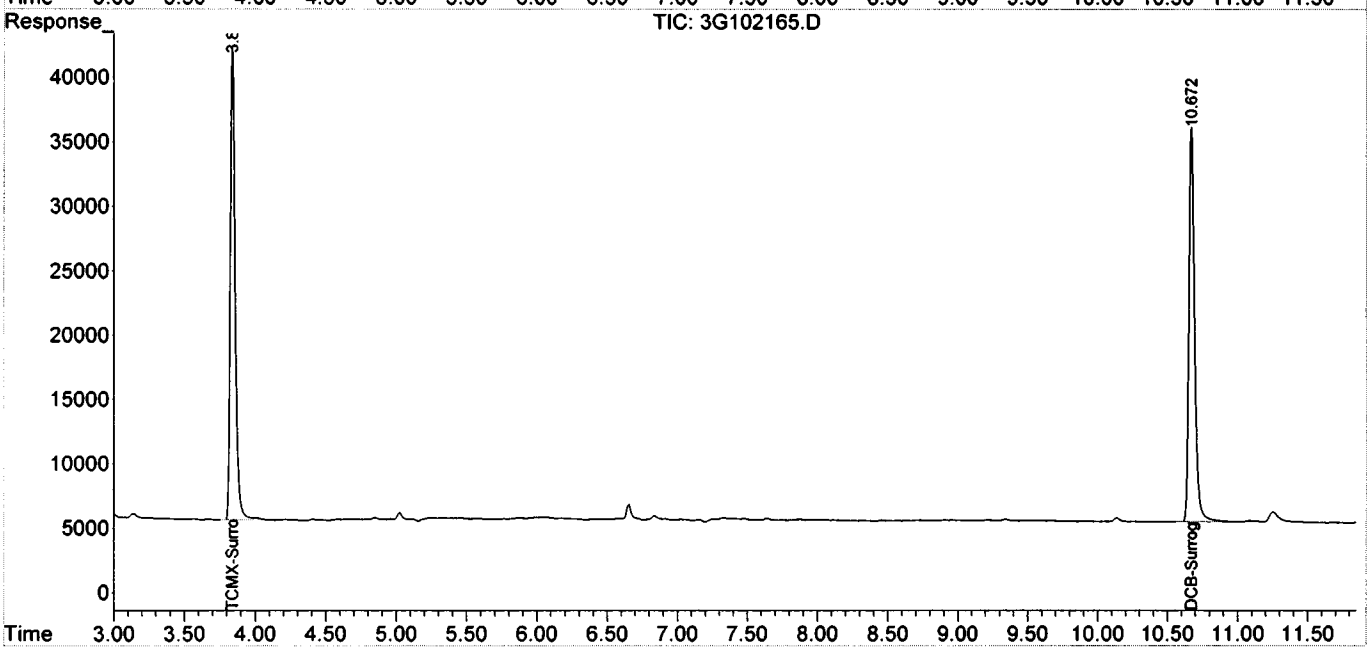

Form1

ORGANICS PCB REPORT

Sample Number: SMB60317
Client Id:
Data File: 3G102148.D
Analysis Date: 06/30/17 14:59
Date Rec/Extracted: NA-06/30/17
Column: DB-17/1701P 30M 0.32mm ID 0.25um film

Method: EPA 8082A
Matrix: Soil
Initial Vol: 20g
Final Vol: 10ml
Dilution: 1
Solids: 100

Units: mg/Kg

Cas #	Compound	RL	Conc	Cas #	Compound	RL	Conc
12674-11-2	Aroclor-1016	0.025	U	11097-69-1	Aroclor-1254	0.025	U
11104-28-2	Aroclor-1221	0.025	U	11096-82-5	Aroclor-1260	0.025	U
11141-16-5	Aroclor-1232	0.025	U	37324-23-5	Aroclor-1262	0.025	U
53469-21-9	Aroclor-1242	0.025	U	11100-14-4	Aroclor-1268	0.025	U
12672-29-6	Aroclor-1248	0.025	U				

Worksheet #: 429220 *Total Target Concentration* 0 ColumnID: (^) Indicates results from 2nd column

U - Indicates the compound was analyzed but not detected.
B - Indicates the analyte was found in the blank as well as in the sample.
E - Indicates the analyte concentration exceeds the calibration range of the instrument.
R - Retention Time Out
J - Indicates an estimated value when a compound is detected at less than the specified detection limit.
d - Pesticide %Diff>40% between columns due to coelution. Lower concentration usea
Chlordane (Total) is sum of a-Chlordane and y-Chlordane.

Data Path : G:\Gcdata\2017\GC_3\Data\06-30-17\
Data File : 3G102148.D
Signal(s) : Signal #1: ECD1A.CH Signal #2: ECD2B.CH
Acq On : 30 Jun 2017 14:59
Operator : MS/MLC/ZM
Sample : SMB60317
Misc : S,PCB
ALS Vial : 13 Sample Multiplier: 1

Integration File signal 1: autoint1.e
Integration File signal 2: autoint2.e
Quant Time: Jun 30 15:24:16 2017
Quant Method : G:\GCDATA\2017\GC_3\METHODQT\3G_C0606.M
Quant Title : @GC_3,ug,608,8082
QLast Update : Tue Jun 06 12:33:12 2017
Response via : Initial Calibration
Integrator: ChemStation

Volume Inj. : 1ul
Signal #1 Phase : db-1701P Signal #2 Phase: db-17
Signal #1 Info : .32 Signal #2 Info : .32

Compound	RT#1	RT#2	Resp#1	Resp#2	pg#1	pg#2
Target Compounds						
1)TCMX-Surrogate	3.814	3.840	455534	779439	81.236	81.155
45)DCB-Surrogate	10.045	10.672	462540	801629	74.042m	74.538

(f)=RT Delta > 1/2 Window (#)=Amounts differ by > 25% (m)=manual int.

Data Path : G:\Gcdata\2017\GC_3\Data\06-30-17\
Data File : 3G102148.D
Signal(s) : Signal #1: ECD1A.CH Signal #2: ECD2B.CH
Acq On : 30 Jun 2017 14:59
Operator : MS/MLC/ZM
Sample : SMB60317
Misc : S,PCB
ALS Vial : 13 Sample Multiplier: 1

Integration File signal 1: autoint1.e
Integration File signal 2: autoint2.e
Quant Time: Jun 30 15:24:16 2017
Quant Method : G:\GCDATA\2017\GC_3\METHODQT\3G_C0606.M
Quant Title : @GC_3,ug,608,8082
QLast Update : Tue Jun 06 12:33:12 2017
Response via : Initial Calibration
Integrator: ChemStation

Volume Inj. : 1ul
Signal #1 Phase : db-1701P Signal #2 Phase: db-17
Signal #1 Info : .32 Signal #2 Info : .32

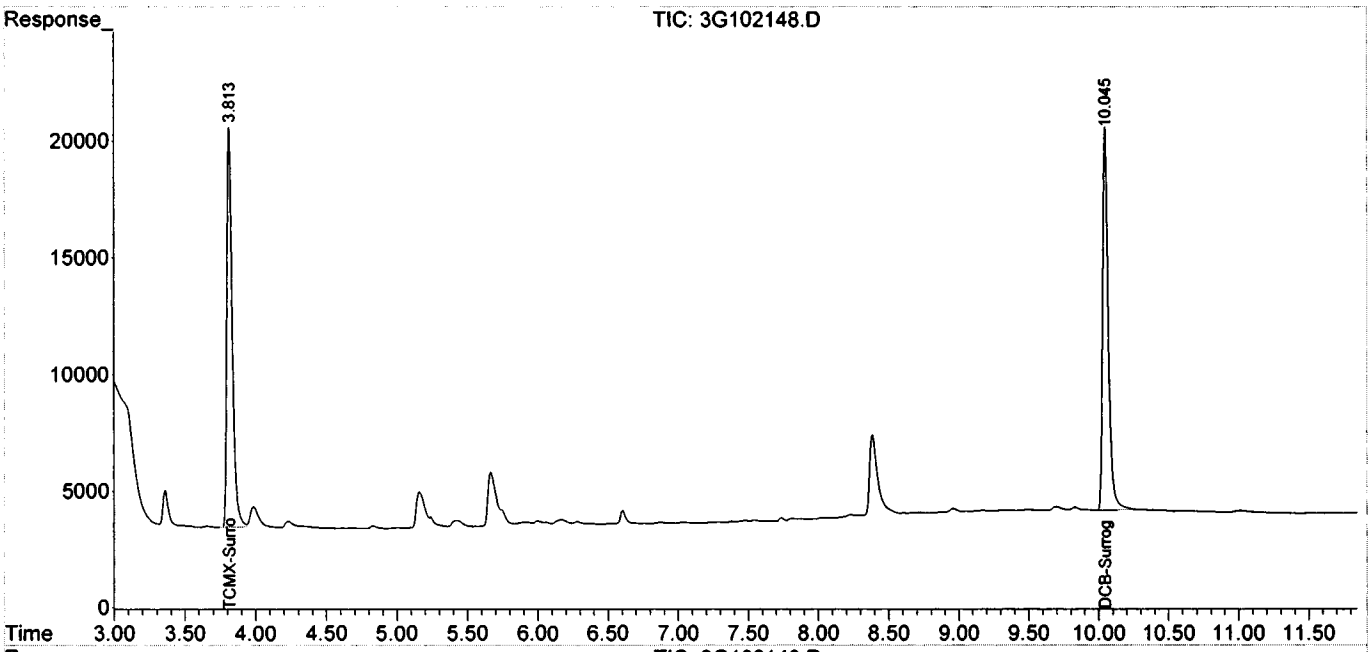

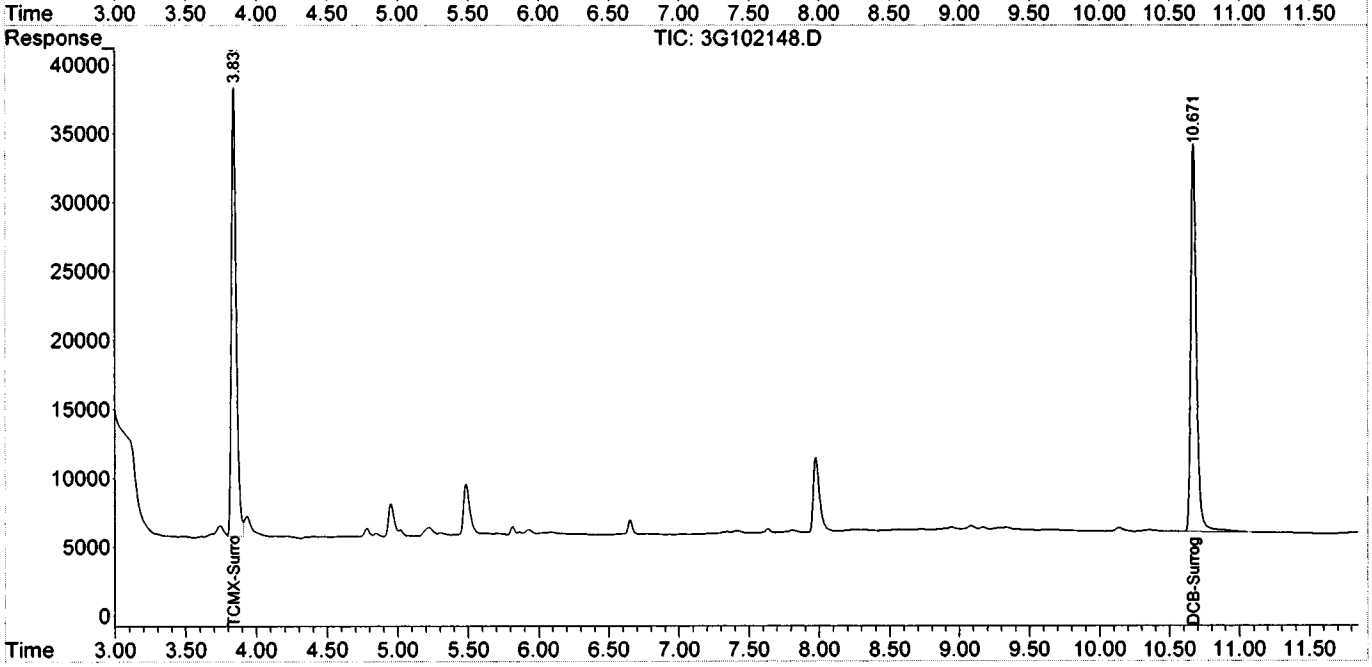

FORM2

Surrogate Recovery Method: EPA 8082A

Dfile	Sample#	Matrix	Date/Time	Surr Dil	Dilute Out Flag	Column1 S1 Recov	Column2 S2 Recov	Column1 S3 Recov	Column2 S4 Recov	Column0 S5 Recov	Column0 S6 Recov
3G102148.D	SMB60317	S	06/30/17 14:59	1		81	81	74	75		
2G123163.D	AC98711-001	S	06/30/17 23:02	1		83	82	87	97		
3G102161.D	AC98711-002	S	06/30/17 18:31	1		116	115	103	99		
2G123162.D	AC98711-004	S	06/30/17 22:47	1		101	97	101	108		
3G102162.D	AC98711-005	S	06/30/17 18:46	1		75	77	70	69		
3G102163.D	AC98711-006	S	06/30/17 19:01	1		82	84	75	75		
3G102164.D	AC98711-007	S	06/30/17 19:17	1		84	85	80	76		
3G102165.D	AC98711-008	S	06/30/17 19:32	1		91	92	83	82		
2G123154.D	AC98719-001(MS)	S	06/30/17 20:43	1		45	44	50	50		
2G123155.D	AC98719-001(MSD)	S	06/30/17 20:59	1		92	90	99	98		
2G123156.D	AC98719-001	S	06/30/17 21:14	1		85	82	90	89		
3G102149.D	SMB60317(MS)	S	06/30/17 15:14	1		87	87	77	77		

Flags: SD=Surrogate diluted out
*=Surrogate out

Method: EPA 8082A

Soil Laboratory Limits

Compound	Spike Amt	Limits
S1=TCMX-Surrogate	100	37-141
S2=TCMX-Surrogate	100	37-141
S3=DCB-Surrogate	100	34-146
S4=DCB-Surrogate	100	34-146

Form3
Recovery Data Laboratory Limits
QC Batch: SMB60317

	Data File	Sample ID:	Analysis Date
Spike or Dup:	3G102149.D	SMB60317(MS)	6/30/2017 3:14:00 PM
Non Spike(If applicable):			
Inst Blank(If applicable):			

Method: 8082 Matrix: Soil QC Type: MBS

Analyte:	Col	Spike Conc	Sample Conc	Expected Conc	Recovery	Lower Limit	Upper Limit
Aroclor-1016 -Total	1	851.376	0	1000	85	30	163
Aroclor-1260 -Total	1	801.888	0	1000	80	25	166

* - Indicates outside of limits # - Indicates outside of standard limits but within method exceedance limits

Form3
Recovery Data Laboratory Limits
QC Batch: SMB60317

	Data File	Sample ID:	Analysis Date
Spike or Dup:	2G123154.D	AC98719-001(MS)	6/30/2017 8:43:00 PM
Non Spike(If applicable):	2G123156.D	AC98719-001	6/30/2017 9:14:00 PM
Inst Blank(If applicable):			

Method: 8082 Matrix: Soil QC Type: MS

Analyte:	Col	Spike Conc	Sample Conc	Expected Conc	Recovery	Lower Limit	Upper Limit
Aroclor-1016 -Total	1	509.004	0	1000	51	30	163
Aroclor-1260 -Total	1	500.14	0	1000	50	25	166

	Data File	Sample ID:	Analysis Date
Spike or Dup:	2G123155.D	AC98719-001(MSD)	6/30/2017 8:59:00 PM
Non Spike(If applicable):	2G123156.D	AC98719-001	6/30/2017 9:14:00 PM
Inst Blank(If applicable):			

Method: 8082 Matrix: Soil QC Type: MSD

Analyte:	Col	Spike Conc	Sample Conc	Expected Conc	Recovery	Lower Limit	Upper Limit
Aroclor-1016 -Total	1	946.714	0	1000	95	30	163
Aroclor-1260 -Total	1	943.364	0	1000	94	25	166

* - Indicates outside of limits # - Indicates outside of standard limits but within method exceedance limits

Form3
RPD Data Laboratory Limits
QC Batch: SMB60317

	Data File	Sample ID:	Analysis Date
Spike or Dup:	2G123155.D	AC98719-001(MSD)	6/30/2017 8:59:00 PM
Duplicate(If applicable):	2G123154.D	AC98719-001(MS)	6/30/2017 8:43:00 PM
Inst Blank(If applicable):			

Method: 8082 Matrix: Soil QC Type: MSD

Analyte:	Column	Dup/MSD/MBSD Conc	Sample/MS/MBS Conc	RPD	Limit
Aroclor-1016 -Total	1	946.714	509.004	60 *	40
Aroclor-1260 -Total	1	943.364	500.14	61 *	37

* - Indicates outside of limits NA - Both concentrations=0... no result can be calculated

FORM 4
Blank Summary

Blank Number: SMB60317
Blank Data File: 3G102148.D
Matrix: Soil

Blank Analysis Date: 06/30/17 14:59
Blank Extraction Date: 06/30/17
(If Applicable)
Method: EPA 8082A

Sample Number	Data File	Analysis Date
AC98711-001	2G123163.D	06/30/17 23:02
AC98711-002	3G102161.D	06/30/17 18:31
AC98711-004	2G123162.D	06/30/17 22:47
AC98711-005	3G102162.D	06/30/17 18:46
AC98711-006	3G102163.D	06/30/17 19:01
AC98711-007	3G102164.D	06/30/17 19:17
AC98711-008	3G102165.D	06/30/17 19:32
SMB60317(MS)	3G102149.D	06/30/17 15:14
AC98719-001	2G123156.D	06/30/17 21:14
AC98719-001(MSD	2G123155.D	06/30/17 20:59
AC98719-001(MS)	2G123154.D	06/30/17 20:43

Form 5

Method: EPA 8082A

Instrument: GC_3 Column: DB-17/1701P 30M 0.32mm ID 0.25um film

Data File	Sample#	Analysis Date/Time	Matrix	Reference File	Column 1 RT	Column 1 % Drift	Column 2 RT	Column 2 % Drift
3G101162.D	CAL 3268@500PPB	06/05/17 18:15	Soil	3G10116	10.0609	0.0865	10.6718	0.0215
3G101163.D	CAL 1242@500PPB	06/05/17 18:31	Soil	3G10116	10.0541	0.0189	10.6693	0.0019
3G101164.D	CAL 1248@500PPB	06/05/17 18:47	Soil	3G10116	10.0519	0.003	10.6689	0.0056
3G101165.D	CAL 2154@500PPB	06/05/17 19:02	Soil	3G10116	10.0511	0.0109	10.6703	0.0075
3G101166.D	CAL 1262@500PPB	06/05/17 19:17	Soil	3G10116	10.0517	0.005	10.6705	0.0094
3G101167.D	CAL 1660@50PPB	06/05/17 19:33	Soil	3G10116	10.0522	0	10.6695	0
3G101168.D	CAL 1660@200PPB	06/05/17 19:48	Soil	3G10116	10.0503	0.0189	10.6688	0.0066
3G101169.D	CAL 1660@500PPB	06/05/17 20:03	Soil	3G10116	10.0513	0.009	10.6691	0.0038
3G101170.D	CAL 1660@1000PPB	06/05/17 20:18	Soil	3G10116	10.0509	0.0129	10.6702	0.0066
3G101171.D	CAL 1660@2000PPB	06/05/17 20:33	Soil	3G10116	10.0501	0.0209	10.6695	0
3G101172.D	CAL 1660@4000PPB	06/05/17 20:49	Soil	3G10116	10.0513	0.009	10.6699	0.0037
3G101173.D	ICV	06/05/17 21:04	Soil	3G10116	10.0505	0.0169	10.6687	0.0075
3G101174.D	PEST WS	06/05/17 21:19	Soil	3G10116	0.0000	200 *	0.0000	200 *

Drift Compound: DCB-Surrogate Drift Limit(s): 0.5 (Pest/Pcb) 1.5(Herb/Tph) * - Values outside of limits for this column/run

Form 5

Method: EPA 8082A

Instrument: GC_3 Column: DB-17/1701P 30M 0.32mm ID 0.25um film

Data File	Sample#	Analysis Date/Time	Matrix	Reference File	Column 1 RT	Column 1 % Drift	Column 2 RT	Column 2 % Drift
3G102135.D	CAL 1660@500PPB	06/30/17 10:23	Soil	3G10213	10.0548	0	10.6697	0
3G102136.D	SMB60315	06/30/17 11:37	Soil	3G10213	10.0554	0.006	10.6729	0.03
3G102137.D	SMB60315(MS)	06/30/17 11:52	Soil	3G10213	10.0477	0.0706	10.6711	0.0131
3G102138.D	AC98662-008(MS)	06/30/17 12:07	Soil	3G10213	10.0454	0.0935	10.6689	0.0075
3G102139.D	AC98662-008(MSD)	06/30/17 12:22	Soil	3G10213	10.0459	0.0886	10.6702	0.0047
3G102140.D	AC98662-008	06/30/17 12:37	Soil	3G10213	10.0447	0.1005	10.6688	0.0084
3G102141.D	AC98662-005	06/30/17 12:52	Soil	3G10213	10.0449	0.0985	10.6690	0.0066
3G102142.D	AC98662-006	06/30/17 13:06	Soil	3G10213	10.0446	0.1015	10.6687	0.0094
3G102143.D	AC98662-007	06/30/17 13:21	Soil	3G10213	10.0451	0.0965	10.6700	0.0028
3G102144.D	AC98716-001	06/30/17 13:36	Soil	3G10213	10.0437	0.1105	10.6721	0.0225
3G102145.D	98720-001	06/30/17 13:51	Soil	3G10213	10.0480	0.0676	10.6723	0.0244
3G102146.D	98700-004	06/30/17 14:06	Soil	3G10213	10.0470	0.0776	10.6708	0.0103
3G102147.D	AC98720-001	06/30/17 14:44	Soil	3G10213	10.0478	0.0696	10.6730	0.0309
3G102148.D	SMB60317	06/30/17 14:59	Soil	3G10213	10.0454	0.0935	10.6717	0.0187
3G102149.D	SMB60317(MS)	06/30/17 15:14	Soil	3G10213	10.0498	0.0497	10.6728	0.0291
3G102150.D	AC98700-004	06/30/17 15:29	Soil	3G10213	10.0481	0.0667	10.6729	0.03
3G102151.D	AC98700-005	06/30/17 15:45	Soil	3G10213	10.0485	0.0627	10.6722	0.0234
3G102152.D	CAL 1660@500PPB	06/30/17 16:00	Soil	3G10213	10.0503	0.0448	10.6743	0.0431
3G102153.D	AC98693-001	06/30/17 16:28	Soil	3G10215	10.0555	0.0517	10.6745	0.0019
3G102154.D	AC98693-002	06/30/17 16:44	Soil	3G10215	10.0511	0.008	10.6740	0.0028
3G102155.D	AC98693-003	06/30/17 16:59	Soil	3G10215	10.0493	0.0099	10.6739	0.0038
3G102156.D	AC98721-001	06/30/17 17:15	Soil	3G10215	10.0493	0.0099	10.6734	0.0084
3G102157.D	AC98721-002	06/30/17 17:30	Soil	3G10215	10.0495	0.008	10.6724	0.0178
3G102158.D	AC98721-003	06/30/17 17:45	Soil	3G10215	10.0493	0.0099	10.6733	0.0094
3G102159.D	AC98721-004	06/30/17 18:01	Soil	3G10215	10.0500	0.003	10.6735	0.0075
3G102160.D	AC98721-005	06/30/17 18:16	Soil	3G10215	10.0499	0.004	10.6741	0.0019
3G102161.D	AC98711-002	06/30/17 18:31	Soil	3G10215	10.0494	0.0089	10.6733	0.0094
3G102162.D	AC98711-005	06/30/17 18:46	Soil	3G10215	10.0493	0.0099	10.6739	0.0038
3G102163.D	AC98711-006	06/30/17 19:01	Soil	3G10215	10.0482	0.0209	10.6735	0.0075
3G102164.D	AC98711-007	06/30/17 19:17	Soil	3G10215	10.0496	0.007	10.6737	0.0056
3G102165.D	AC98711-008	06/30/17 19:32	Soil	3G10215	10.0482	0.0209	10.6728	0.0141
3G102166.D	AC98723-001	06/30/17 19:47	Soil	3G10215	10.0495	0.008	10.6737	0.0056
3G102167.D	AC98723-002	06/30/17 20:02	Soil	3G10215	10.0489	0.0139	10.6721	0.0206
3G102168.D	AC98724-002	06/30/17 20:18	Soil	3G10215	10.0482	0.0209	10.6717	0.0244
3G102169.D	AC98724-003	06/30/17 20:33	Soil	3G10215	10.0490	0.0129	10.6717	0.0244
3G102170.D	BLK	06/30/17 20:48	Soil	3G10215	10.0506	0.003	10.6731	0.0112
3G102171.D	500PPB	06/30/17 21:03	Soil	3G10215	10.0496	0.007	10.6726	0.0159
3G102172.D	CAL 1660@1000PPB	06/30/17 21:19	Soil	3G10215	10.0488	0.0149	10.6737	0.0056

Drift Compound: DCB-Surrogate Drift Limit(s): 0.5 (Pest/Pcb) 1.5(Herb/Tph) * - Values outside of limits for this column/run

Form 5

Method: EPA 8082A

Instrument: GC_2 Column: DB-17/1701P 30M 0.32mm ID 0.25um film

Data File	Sample#	Analysis Date/Time	Matrix	Reference File	Column 1 RT	Column 1 % Drift	Column 2 RT	Column 2 % Drift
2G123139.D	500PPB	06/30/17 16:19	Soil					
2G123140.D	CAL 3268@500PPB	06/30/17 16:53	Soil	2G12314	10.2738	0.0886	10.8019	0.0269
2G123141.D	CAL 1242@500PPB	06/30/17 17:09	Soil	2G12314	10.2661	0.0136	10.8019	0.0269
2G123142.D	CAL 1248@500PPB	06/30/17 17:24	Soil	2G12314	10.2666	0.0185	10.8009	0.0176
2G123143.D	CAL 2154@500PPB	06/30/17 17:53	Soil	2G12314	10.2681	0.0331	10.7991	0.0009
2G123144.D	2154	06/30/17 18:08	Soil	2G12314	10.2644	0.0029	10.7979	0.0102
2G123145.D	CAL 1262@500PPB	06/30/17 18:24	Soil	2G12314	10.2625	0.0214	10.7979	0.0102
2G123146.D	CAL 1660@50PPB	06/30/17 18:39	Soil	2G12314	10.2647	0	10.7990	0
2G123147.D	CAL 1660@200PPB	06/30/17 18:55	Soil	2G12314	10.2651	0.0039	10.7996	0.0056
2G123148.D	CAL 1660@500PPB	06/30/17 19:10	Soil	2G12314	10.2655	0.0078	10.8000	0.0093
2G123149.D	CAL 1660@1000PPB	06/30/17 19:26	Soil	2G12314	10.2630	0.0166	10.7991	0.0009
2G123150.D	CAL 1660@2000PPB	06/30/17 19:41	Soil	2G12314	10.2648	0.001	10.7995	0.0046
2G123151.D	CAL 1660@4000PPB	06/30/17 19:57	Soil	2G12314	10.2643	0.0039	10.7995	0.0046
2G123152.D	ICV	06/30/17 20:12	Soil	2G12314	10.2649	0.002	10.7984	0.0056
2G123153.D	PEST WS	06/30/17 20:28	Soil	2G12314	0.0000	200 *	0.0000	200 *
2G123154.D	AC98719-001(MS)	06/30/17 20:43	Soil	2G12314	10.2648	0.001	10.7999	0.0083
2G123155.D	AC98719-001(MSD)	06/30/17 20:59	Soil	2G12314	10.2643	0.0039	10.7998	0.0074
2G123156.D	AC98719-001	06/30/17 21:14	Soil	2G12314	10.2637	0.0097	10.8017	0.025
2G123157.D	AC98719-003	06/30/17 21:30	Soil	2G12314	10.2640	0.0068	10.8010	0.0185
2G123158.D	AC98722-001	06/30/17 21:45	Soil	2G12314	10.2646	0.001	10.8012	0.0204
2G123159.D	AC98730-014	06/30/17 22:01	Soil	2G12314	10.2636	0.0107	10.7990	0
2G123160.D	AC98730-013	06/30/17 22:16	Soil	2G12314	10.2662	0.0146	10.8003	0.012
2G123161.D	AC98734-004	06/30/17 22:32	Soil	2G12314	10.2646	0.001	10.8001	0.0102
2G123162.D	AC98711-004	06/30/17 22:47	Soil	2G12314	10.2662	0.0146	10.8015	0.0232
2G123163.D	AC98711-001	06/30/17 23:02	Soil	2G12314	10.2661	0.0136	10.8012	0.0204
2G123164.D	500PPB	06/30/17 23:18	Soil	2G12314	10.2665	0.0175	10.8004	0.013
2G123165.D	CAL 1660@1000PPB	06/30/17 23:33	Soil	2G12314	10.2655	0.0078	10.8011	0.0194

Drift Compound: DCB-Surrogate Drift Limit(s): 0.5 (Pest/Pcb) 1.5(Herb/Tph) * - Values outside of limits for this column/run

Form 6
Initial Calibration

Method: EPA 8082A

Instrument: GC_3

Level #:	Data File:	Cal Identifier:	Analysis Date/Time	Level #:	Data File:	Cal Identifier:	Analysis Date/Time
1	3G101167.D	CAL 1660@50PPB	06/05/17 19:33	2	3G101168.D	CAL 1660@200PPB	06/05/17 19:48
3	3G101169.D	CAL 1660@500PPB	06/05/17 20:03	4	3G101170.D	CAL 1660@1000PPB	06/05/17 20:18
5	3G101171.D	CAL 1660@2000PPB	06/05/17 20:33	6	3G101172.D	CAL 1660@4000PPB	06/05/17 20:49
7	3G101162.D	CAL 3268@500PPB	06/05/17 18:15	8	3G101163.D	CAL 1242@500PPB	06/05/17 18:31
9	3G101164.D	CAL 1248@500PPB	06/05/17 18:47	10	3G101165.D	CAL 2154@500PPB	06/05/17 19:02

Compound	Col	Mr	Fit:	RF1	RF2	RF3	RF4	RF5	RF6	RF7	RF8	AvgRf	RT	Corr1	Corr2	%Rsd	Calibration Level Concentrations Lvl1	Lvl2	Lvl3	Lvl4	Lvl5	Lvl6	Lvl7	Lvl8
TCMX-Surrogate	1	0	Avg	0.5018	0.5169	0.5649	0.5729	0.5807	0.6272	----	----	0.561	3.81	0.999	1.00	8.1	5.00	20.00	50.00	100.0	200.0	400.0		
Aroclor-1016	1	1	Avg	0.0176	0.0179	0.0173	0.0163	0.0150	0.0148	----	----	0.0165	4.32	0.999	1.00	7.9	50.00	200.0	500.0	1000.	2000.	4000.		
Aroclor-1016	1	2	Qua	0.0364	0.0351	0.0328	0.0301	0.0275	0.0269	----	----	0.0315	4.69	0.999	0.999	13	50.00	200.0	500.0	1000.	2000.	4000.		
Aroclor-1016	1	3	Avg	0.0658	0.0644	0.0618	0.0575	0.0534	0.0532	----	----	0.0594	5.15	1.00	1.00	9.2	50.00	200.0	500.0	1000.	2000.	4000.		
Aroclor-1016	1	4	Avg	0.0175	0.0197	0.0195	0.0184	0.0175	0.0180	----	----	0.0185	5.40	1.00	1.00	5.2	50.00	200.0	500.0	1000.	2000.	4000.		
Aroclor-1016	1	5	Avg	0.0434	0.0464	0.0444	0.0409	0.0380	0.0374	----	----	0.0418	5.51	0.999	1.00	8.6	50.00	200.0	500.0	1000.	2000.	4000.		
Aroclor-1260	1	1	Qua	0.0421	0.0394	0.0377	0.0349	0.0325	0.0325	----	----	0.0366	7.02	1.00	1.00	11	50.00	200.0	500.0	1000.	2000.	4000.		
Aroclor-1260	1	2	Qua	0.0595	0.0450	0.0432	0.0403	0.0378	0.0380	----	----	0.0440	7.27	1.00	1.00	18	50.00	200.0	500.0	1000.	2000.	4000.		
Aroclor-1260	1	3	Avg	0.0262	0.0247	0.0221	0.0211	0.0211	0.0228	----	----	0.0230	7.47	0.998	1.00	8.9	50.00	200.0	500.0	1000.	2000.	4000.		
Aroclor-1260	1	4	Qua	0.0346	0.0281	0.0271	0.0263	0.0256	0.0264	----	----	0.0281	8.06	1.00	1.00	12	50.00	200.0	500.0	1000.	2000.	4000.		
Aroclor-1260	1	5	Avg	0.0418	0.0417	0.0409	0.0418	0.0416	0.0451	----	----	0.0422	8.77	0.998	1.00	3.5	50.00	200.0	500.0	1000.	2000.	4000.		
Aroclor-1221	1	1	Avg	----	----	----	----	----	----	----	----	0.00825	4.12	-1	-1	Lvl=10	500.0							
Aroclor-1221	1	2	Avg	----	----	----	----	----	----	----	----	0.00499	4.26	-1	-1	Lvl=10	500.0							
Aroclor-1221	1	3	Avg	----	----	----	----	----	----	----	----	0.0230	4.32	-1	-1	Lvl=10	500.0							
Aroclor-1232	1	1	Avg	----	----	----	----	----	----	----	----	0.0182	4.33	-1	-1	Lvl=7	500.0							
Aroclor-1232	1	2	Avg	----	----	----	----	----	----	----	----	0.0154	4.69	-1	-1	Lvl=7	500.0							
Aroclor-1232	1	3	Avg	----	----	----	----	----	----	----	----	0.0265	5.16	-1	-1	Lvl=7	500.0							
Aroclor-1232	1	4	Avg	----	----	----	----	----	----	----	----	0.0120	5.30	-1	-1	Lvl=7	500.0							
Aroclor-1232	1	5	Avg	----	----	----	----	----	----	----	----	0.0117	5.76	-1	-1	Lvl=7	500.0							
Aroclor-1242	1	1	Avg	----	----	----	----	----	----	----	----	0.0142	4.32	-1	-1	Lvl=8	500.0							
Aroclor-1242	1	2	Avg	----	----	----	----	----	----	----	----	0.0248	4.69	-1	-1	Lvl=8	500.0							
Aroclor-1242	1	3	Avg	----	----	----	----	----	----	----	----	0.0464	5.15	-1	-1	Lvl=8	500.0							
Aroclor-1242	1	4	Avg	----	----	----	----	----	----	----	----	0.0310	5.52	-1	-1	Lvl=8	500.0							
Aroclor-1242	1	5	Avg	----	----	----	----	----	----	----	----	0.0202	5.76	-1	-1	Lvl=8	500.0							
Aroclor-1248	1	1	Avg	----	----	----	----	----	----	----	----	0.0116	4.69	-1	-1	Lvl=9	500.0							
Aroclor-1248	1	2	Avg	----	----	----	----	----	----	----	----	0.0280	5.15	-1	-1	Lvl=9	500.0							
Aroclor-1248	1	3	Avg	----	----	----	----	----	----	----	----	0.0474	5.50	-1	-1	Lvl=9	500.0							
Aroclor-1248	1	4	Avg	----	----	----	----	----	----	----	----	0.0257	5.86	-1	-1	Lvl=9	500.0							
Aroclor-1248	1	5	Avg	----	----	----	----	----	----	----	----	0.0293	6.46	-1	-1	Lvl=9	500.0							
Aroclor-1254	1	1	Avg	----	----	----	----	----	----	----	----	0.0134	6.66	-1	-1	Lvl=10	500.0							
Aroclor-1254	1	2	Avg	----	----	----	----	----	----	----	----	0.0435	6.86	-1	-1	Lvl=10	500.0							
Aroclor-1254	1	3	Avg	----	----	----	----	----	----	----	----	0.0238	7.03	-1	-1	Lvl=10	500.0							
Aroclor-1254	1	4	Avg	----	----	----	----	----	----	----	----	0.0353	7.14	-1	-1	Lvl=10	500.0							
Aroclor-1254	1	5	Avg	----	----	----	----	----	----	----	----	0.0166	7.53	-1	-1	Lvl=10	500.0							
Aroclor-1262	1	1	Avg	----	----	----	----	----	----	----	----	0.0435	7.70	-1	-1	Lvl=11	500.0							
Aroclor-1262	1	2	Avg	----	----	----	----	----	----	----	----	0.0256	8.70	-1	-1	Lvl=11	500.0							

Avg Rsd Col 1: 9.17 Avg Rsd Col 2: 13.72

Flags

c - failed the initial calibration criteria(if applicable)

Note:

Col = Column Number
Mr = MultiPeak Analyte 0=single peak analyte..>0=multi peak analyte (i.e. pcb/chlordane etc..)
Fit = Indicates whehter Avg RF, Linear, or Quadratic Curve was used for compound.
Corr 1 = Correlation Coefficient for linear Eq.
Corr 2 = Correlation Coefficient for quad Eq.

All Response Factors = Response Factors / 10000
Initial Calibration Criteria: either %RSD <=20 or Corr >= .995
Columns: Signal #1 db-1701 : Signal #2 db-608

^Lvl: These compounds use a single pt calibration as specified by the method. The file used to update this calibration point is listed in the header under level #

7062812 0285

Form 6
Initial Calibration

Method: EPA 8082A

Instrument: GC_3

Level #:	Data File:	Cal Identifier:	Analysis Date/Time	Level #:	Data File:	Cal Identifier:	Analysis Date/Time
1	3G101167.D	CAL 1660@50PPB	06/05/17 19:33	2	3G101168.D	CAL 1660@200PPB	06/05/17 19:48
3	3G101169.D	CAL 1660@500PPB	06/05/17 20:03	4	3G101170.D	CAL 1660@1000PPB	06/05/17 20:18
5	3G101171.D	CAL 1660@2000PPB	06/05/17 20:33	6	3G101172.D	CAL 1660@4000PPB	06/05/17 20:49
7	3G101162.D	CAL 3268@500PPB	06/05/17 18:15	8	3G101163.D	CAL 1242@500PPB	06/05/17 18:31
9	3G101164.D	CAL 1248@500PPB	06/05/17 18:47	10	3G101165.D	CAL 2154@500PPB	06/05/17 19:02

Compound	Col	Mr	Fit:	RF1	RF2	RF3	RF4	RF5	RF6	RF7	RF8	AvgRf	RT	Corr1	Corr2	%Rsd	Calibration Level Concentrations Lvl1	Lvl2	Lvl3	Lvl4	Lvl5	Lvl6	Lvl7	Lvl8
Aroclor-1262	1	3	Avg	----	----	----	----	----	----	----	----	0.0521	8.77	-1	-1	Lvl=11	500.0							
Aroclor-1262	1	4	Avg	----	----	----	----	----	----	----	----	0.0267	9.48	-1	-1	Lvl=11	500.0							
Aroclor-1262	1	5	Avg	----	----	----	----	----	----	----	----	0.00775	9.84	-1	-1	Lvl=11	500.0							
Aroclor-1268	1	1	Avg	----	----	----	----	----	----	----	----	0.00622	8.06	-1	-1	Lvl=7	500.0							
Aroclor-1268	1	2	Avg	----	----	----	----	----	----	----	----	0.00743	8.38	-1	-1	Lvl=7	500.0							
Aroclor-1268	1	3	Avg	----	----	----	----	----	----	----	----	0.0618	8.95	-1	-1	Lvl=7	500.0							
Aroclor-1268	1	4	Avg	----	----	----	----	----	----	----	----	0.0165	9.05	-1	-1	Lvl=7	500.0							
Aroclor-1268	1	5	Avg	----	----	----	----	----	----	----	----	0.205	9.84	-1	-1	Lvl=7	500.0							
DCB-Surrogate	1	0	Avg	0.6867	0.6179	0.6135	0.6134	0.5959	0.6205	----	----	0.625	10.05	1.00	1.00	5.1	5.00	20.00	50.00	100.0	200.0	400.0		
TCMX-Surrogate	2	0	Avg	0.8984	0.9579	0.9799	0.9642	0.9493	1.0126	----	----	0.960	3.83	0.999	1.00	3.9	5.00	20.00	50.00	100.0	200.0	400.0		
Aroclor-1016	2	1	Qua	0.0289	0.0283	0.0265	0.0241	0.0218	0.0209	----	----	0.0251	4.43	0.999	0.999	13	50.00	200.0	500.0	1000.	2000.	4000.		
Aroclor-1016	2	2	Qua	0.0640	0.0590	0.0532	0.0477	0.0426	0.0410	----	----	0.0513	4.85	0.999	0.999	18	50.00	200.0	500.0	1000.	2000.	4000.		
Aroclor-1016	2	3	Qua	0.1220	0.1124	0.1041	0.0969	0.0889	0.0891	----	----	0.102	5.24	0.999	0.999	13	50.00	200.0	500.0	1000.	2000.	4000.		
Aroclor-1016	2	4	Qua	0.0544	0.0510	0.0467	0.0429	0.0391	0.0385	----	----	0.0455	5.56	0.999	0.999	14	50.00	200.0	500.0	1000.	2000.	4000.		
Aroclor-1016	2	5	Qua	0.0371	0.0355	0.0335	0.0314	0.0288	0.0284	----	----	0.0325	5.93	0.999	1.00	11	50.00	200.0	500.0	1000.	2000.	4000.		
Aroclor-1260	2	1	Qua	0.0781	0.0731	0.0681	0.0614	0.0566	0.0564	----	----	0.0657	7.24	0.999	0.999	14	50.00	200.0	500.0	1000.	2000.	4000.		
Aroclor-1260	2	2	Qua	0.0807	0.0761	0.0727	0.0662	0.0610	0.0611	----	----	0.0697	7.32	0.999	0.999	12	50.00	200.0	500.0	1000.	2000.	4000.		
Aroclor-1260	2	3	Qua	0.0504	0.0291	0.0270	0.0257	0.0255	0.0271	----	----	0.0308	7.95	0.999	1.00	31	50.00	200.0	500.0	1000.	2000.	4000.		
Aroclor-1260	2	4	Qua	0.0750	0.0561	0.0586	0.0568	0.0556	0.0584	----	----	0.0601	8.31	0.999	1.00	12	50.00	200.0	500.0	1000.	2000.	4000.		
Aroclor-1260	2	5	Qua	0.0693	0.0461	0.0514	0.0513	0.0502	0.0541	----	----	0.0538	9.01	0.999	1.00	15	50.00	200.0	500.0	1000.	2000.	4000.		
Aroclor-1221	2	1	Avg	----	----	----	----	----	----	----	----	0.0138	4.22	-1	-1	Lvl=10	500.0							
Aroclor-1221	2	2	Avg	----	----	----	----	----	----	----	----	0.00879	4.37	-1	-1	Lvl=10	500.0							
Aroclor-1221	2	3	Avg	----	----	----	----	----	----	----	----	0.0290	4.43	-1	-1	Lvl=10	500.0							
Aroclor-1232	2	1	Avg	----	----	----	----	----	----	----	----	0.0266	4.43	-1	-1	Lvl=7	500.0							
Aroclor-1232	2	2	Avg	----	----	----	----	----	----	----	----	0.0252	4.85	-1	-1	Lvl=7	500.0							
Aroclor-1232	2	3	Avg	----	----	----	----	----	----	----	----	0.0442	5.24	-1	-1	Lvl=7	500.0							
Aroclor-1232	2	4	Avg	----	----	----	----	----	----	----	----	0.0171	5.93	-1	-1	Lvl=7	500.0							
Aroclor-1232	2	5	Avg	----	----	----	----	----	----	----	----	0.0118	6.08	-1	-1	Lvl=7	500.0							
Aroclor-1242	2	1	Avg	----	----	----	----	----	----	----	----	0.0213	4.43	-1	-1	Lvl=8	500.0							
Aroclor-1242	2	2	Avg	----	----	----	----	----	----	----	----	0.0398	4.86	-1	-1	Lvl=8	500.0							
Aroclor-1242	2	3	Avg	----	----	----	----	----	----	----	----	0.0777	5.24	-1	-1	Lvl=8	500.0							
Aroclor-1242	2	4	Avg	----	----	----	----	----	----	----	----	0.0335	5.56	-1	-1	Lvl=8	500.0							
Aroclor-1242	2	5	Avg	----	----	----	----	----	----	----	----	0.0284	5.93	-1	-1	Lvl=8	500.0							
Aroclor-1248	2	1	Avg	----	----	----	----	----	----	----	----	0.0185	4.85	-1	-1	Lvl=9	500.0							
Aroclor-1248	2	2	Avg	----	----	----	----	----	----	----	----	0.0492	5.23	-1	-1	Lvl=9	500.0							
Aroclor-1248	2	3	Avg	----	----	----	----	----	----	----	----	0.0387	5.56	-1	-1	Lvl=9	500.0							

Avg Rsd Col 1: 9.17 Avg Rsd Col 2: 13.72

Flags

c - failed the initial calibration criteria(if applicable)

Note:

Col = Column Number
Mr = MultiPeak Analyte 0=single peak analyte..>0=multi peak analyte (i.e. pcb/chlordane etc..)
Fit = Indicates whehter Avg RF, Linear, or Quadratic Curve was used for compound.
Corr 1 = Correlation Coefficient for linear Eq.
Corr 2 = Correlation Coefficient for quad Eq.

All Response Factors = Response Factors / 10000
Initial Calibration Criteria: either %RSD <=20 or Corr >= .995
Columns: Signal #1 db-1701 : Signal #2 db-608

^Lvl: These compounds use a single pt calibration as specified by the method. The file used to update this calibration point is listed in the header under level #

7062812 0286

Form 6
Initial Calibration

Method: EPA 8082A

Instrument: GC_3

Level #:	Data File:	Cal Identifier:	Analysis Date/Time	Level #:	Data File:	Cal Identifier:	Analysis Date/Time
1	3G101167.D	CAL 1660@50PPB	06/05/17 19:33	2	3G101168.D	CAL 1660@200PPB	06/05/17 19:48
3	3G101169.D	CAL 1660@500PPB	06/05/17 20:03	4	3G101170.D	CAL 1660@1000PPB	06/05/17 20:18
5	3G101171.D	CAL 1660@2000PPB	06/05/17 20:33	6	3G101172.D	CAL 1660@4000PPB	06/05/17 20:49
7	3G101162.D	CAL 3268@500PPB	06/05/17 18:15	8	3G101163.D	CAL 1242@500PPB	06/05/17 18:31
9	3G101164.D	CAL 1248@500PPB	06/05/17 18:47	10	3G101165.D	CAL 2154@500PPB	06/05/17 19:02

Compound	Col	Mr	Fit:	RF1	RF2	RF3	RF4	RF5	RF6	RF7	RF8	AvgRf	RT	Corr1	Corr2	%Rsd	Calibration Level Concentrations Lvl1	Lvl2	Lvl3	Lvl4	Lvl5	Lvl6	Lvl7	Lvl8
Aroclor-1248	2	4	Avg	----	----	----	----	----	----	----	----	0.0331	6.08	-1	-1	Lvl=9	500.0							
Aroclor-1248	2	5	Avg	----	----	----	----	----	----	----	----	0.0440	6.21	-1	-1	Lvl=9	500.0							
Aroclor-1254	2	1	Avg	----	----	----	----	----	----	----	----	0.0603	6.43	-1	-1	Lvl=10	500.0							
Aroclor-1254	2	2	Avg	----	----	----	----	----	----	----	----	0.0182	6.78	-1	-1	Lvl=10	500.0							
Aroclor-1254	2	3	Avg	----	----	----	----	----	----	----	----	0.0530	7.17	-1	-1	Lvl=10	500.0							
Aroclor-1254	2	4	Avg	----	----	----	----	----	----	----	----	0.0248	7.68	-1	-1	Lvl=10	500.0							
Aroclor-1254	2	5	Avg	----	----	----	----	----	----	----	----	0.0222	8.37	-1	-1	Lvl=10	500.0							
Aroclor-1262	2	1	Avg	----	----	----	----	----	----	----	----	0.0575	7.74	-1	-1	Lvl=11	500.0							
Aroclor-1262	2	2	Avg	----	----	----	----	----	----	----	----	0.0444	8.90	-1	-1	Lvl=11	500.0							
Aroclor-1262	2	3	Avg	----	----	----	----	----	----	----	----	0.0562	9.01	-1	-1	Lvl=11	500.0							
Aroclor-1262	2	4	Avg	----	----	----	----	----	----	----	----	0.0532	9.59	-1	-1	Lvl=11	500.0							
Aroclor-1262	2	5	Avg	----	----	----	----	----	----	----	----	0.0159	10.13	-1	-1	Lvl=11	500.0							
Aroclor-1268	2	1	Avg	----	----	----	----	----	----	----	----	0.00830	8.41	-1	-1	Lvl=7	500.0							
Aroclor-1268	2	2	Avg	----	----	----	----	----	----	----	----	0.0156	8.45	-1	-1	Lvl=7	500.0							
Aroclor-1268	2	3	Avg	----	----	----	----	----	----	----	----	0.0970	9.34	-1	-1	Lvl=7	500.0							
Aroclor-1268	2	4	Avg	----	----	----	----	----	----	----	----	0.0236	9.50	-1	-1	Lvl=7	500.0							
Aroclor-1268	2	5	Avg	----	----	----	----	----	----	----	----	0.351	10.13	-1	-1	Lvl=7	500.0							
DCB-Surrogate	2	0	Avg	1.2283	1.0951	1.0425	1.0113	1.0153	1.0600	----	----	1.08	10.67	0.999	1.00	7.5	5.00	20.00	50.00	100.0	200.0	400.0		

Avg Rsd Col 1: 9.17 Avg Rsd Col 2: 13.72

Flags

c - failed the initial calibration criteria(if applicable)

Note:

Col = Column Number
Mr = MultiPeak Analyte 0=single peak analyte..>0=multi peak analyte (i.e. pcb/chlordane etc..)
Fit = Indicates whehter Avg RF, Linear, or Quadratic Curve was used for compound.
Corr 1 = Correlation Coefficient for linear Eq.
Corr 2 = Correlation Coefficient for quad Eq.

All Response Factors = Response Factors / 10000
Initial Calibration Criteria: either %RSD <=20 or Corr >= .995
Columns: Signal #1 db-1701 : Signal #2 db-608

^Lvl: These compounds use a single pt calibration as specified by the method. The file used to update this calibration point is listed in the header under level #

7062812 0287

Form 6
Initial Calibration

Method: EPA 8082A

Instrument: GC_2

Level #:	Data File:	Cal Identifier:	Analysis Date/Time	Level #:	Data File:	Cal Identifier:	Analysis Date/Time
1	2G123146.D	CAL 1660@50PPB	06/30/17 18:39	2	2G123147.D	CAL 1660@200PPB	06/30/17 18:55
3	2G123148.D	CAL 1660@500PPB	06/30/17 19:10	4	2G123149.D	CAL 1660@1000PPB	06/30/17 19:26
5	2G123150.D	CAL 1660@2000PPB	06/30/17 19:41	6	2G123151.D	CAL 1660@4000PPB	06/30/17 19:57
7	2G123140.D	CAL 3268@500PPB	06/30/17 16:53	8	2G123141.D	CAL 1242@500PPB	06/30/17 17:09
9	2G123142.D	CAL 1248@500PPB	06/30/17 17:24	10	2G123143.D	CAL 2154@500PPB	06/30/17 17:53

Compound	Col	Mr	Fit:	RF1	RF2	RF3	RF4	RF5	RF6	RF7	RF8	AvgRf	RT	Corr1	Corr2	%Rsd	Calibration Level Concentrations Lvl1	Lvl2	Lvl3	Lvl4	Lvl5	Lvl6	Lvl7	Lvl8
TCMX-Surrogate	1	0	Avg	0.5994	0.5755	0.5683	0.5602	0.5600	0.5521	----	----	0.569	3.88	1.00	1.00	2.9	5.00	20.00	50.00	100.0	200.0	400.0		
Aroclor-1016	1	1	Qua	0.0195	0.0175	0.0159	0.0145	0.0135	0.0123	----	----	0.0156	4.42	0.997	1.00	17	50.00	200.0	500.0	1000.	2000.	4000.		
Aroclor-1016	1	2	Qua	0.0384	0.0358	0.0318	0.0285	0.0259	0.0234	----	----	0.0307	4.79	0.996	1.00	19	50.00	200.0	500.0	1000.	2000.	4000.		
Aroclor-1016	1	3	Qua	0.0724	0.0637	0.0580	0.0528	0.0490	0.0455	----	----	0.0570	5.26	0.998	1.00	17	50.00	200.0	500.0	1000.	2000.	4000.		
Aroclor-1016	1	4	Qua	0.0202	0.0196	0.0183	0.0169	0.0160	0.0153	----	----	0.0178	5.52	0.999	1.00	11	50.00	200.0	500.0	1000.	2000.	4000.		
Aroclor-1016	1	5	Qua	0.0495	0.0464	0.0423	0.0382	0.0351	0.0327	----	----	0.0407	5.63	0.998	1.00	16	50.00	200.0	500.0	1000.	2000.	4000.		
Aroclor-1260	1	1	Qua	0.0425	0.0375	0.0346	0.0316	0.0292	0.0270	----	----	0.0338	7.16	0.998	1.00	17	50.00	200.0	500.0	1000.	2000.	4000.		
Aroclor-1260	1	2	Qua	0.0502	0.0426	0.0392	0.0359	0.0334	0.0311	----	----	0.0388	7.41	0.998	1.00	18	50.00	200.0	500.0	1000.	2000.	4000.		
Aroclor-1260	1	3	Avg	0.0223	0.0214	0.0203	0.0195	0.0192	0.0191	----	----	0.0204	7.61	1.00	1.00	6.4	50.00	200.0	500.0	1000.	2000.	4000.		
Aroclor-1260	1	4	Qua	0.0293	0.0266	0.0249	0.0233	0.0222	0.0213	----	----	0.0246	8.21	0.999	1.00	12	50.00	200.0	500.0	1000.	2000.	4000.		
Aroclor-1260	1	5	Avg	0.0426	0.0401	0.0379	0.0358	0.0357	0.0357	----	----	0.0380	8.94	1.00	1.00	7.5	50.00	200.0	500.0	1000.	2000.	4000.		
Aroclor-1221	1	1	Avg	----	----	----	----	----	----	----	----	0.00777	4.20	-1	-1	Lvl=10	500.0							
Aroclor-1221	1	2	Avg	----	----	----	----	----	----	----	----	0.00516	4.36	-1	-1	Lvl=10	500.0							
Aroclor-1221	1	3	Avg	----	----	----	----	----	----	----	----	0.0213	4.42	-1	-1	Lvl=10	500.0							
Aroclor-1232	1	1	Avg	----	----	----	----	----	----	----	----	0.0159	4.42	-1	-1	Lvl=7	500.0							
Aroclor-1232	1	2	Avg	----	----	----	----	----	----	----	----	0.0148	4.80	-1	-1	Lvl=7	500.0							
Aroclor-1232	1	3	Avg	----	----	----	----	----	----	----	----	0.0249	5.27	-1	-1	Lvl=7	500.0							
Aroclor-1232	1	4	Avg	----	----	----	----	----	----	----	----	0.0117	5.41	-1	-1	Lvl=7	500.0							
Aroclor-1232	1	5	Avg	----	----	----	----	----	----	----	----	0.0119	5.89	-1	-1	Lvl=7	500.0							
Aroclor-1242	1	1	Avg	----	----	----	----	----	----	----	----	0.0135	4.42	-1	-1	Lvl=8	500.0							
Aroclor-1242	1	2	Avg	----	----	----	----	----	----	----	----	0.0249	4.79	-1	-1	Lvl=8	500.0							
Aroclor-1242	1	3	Avg	----	----	----	----	----	----	----	----	0.0453	5.26	-1	-1	Lvl=8	500.0							
Aroclor-1242	1	4	Avg	----	----	----	----	----	----	----	----	0.0319	5.62	-1	-1	Lvl=8	500.0							
Aroclor-1242	1	5	Avg	----	----	----	----	----	----	----	----	0.0205	5.88	-1	-1	Lvl=8	500.0							
Aroclor-1248	1	1	Avg	----	----	----	----	----	----	----	----	0.0119	4.79	-1	-1	Lvl=9	500.0							
Aroclor-1248	1	2	Avg	----	----	----	----	----	----	----	----	0.0283	5.26	-1	-1	Lvl=9	500.0							
Aroclor-1248	1	3	Avg	----	----	----	----	----	----	----	----	0.0493	5.62	-1	-1	Lvl=9	500.0							
Aroclor-1248	1	4	Avg	----	----	----	----	----	----	----	----	0.0258	5.98	-1	-1	Lvl=9	500.0							
Aroclor-1248	1	5	Avg	----	----	----	----	----	----	----	----	0.0287	6.59	-1	-1	Lvl=9	500.0							
Aroclor-1254	1	1	Avg	----	----	----	----	----	----	----	----	0.0124	6.79	-1	-1	Lvl=10	500.0							
Aroclor-1254	1	2	Avg	----	----	----	----	----	----	----	----	0.0396	7.00	-1	-1	Lvl=10	500.0							
Aroclor-1254	1	3	Avg	----	----	----	----	----	----	----	----	0.0230	7.17	-1	-1	Lvl=10	500.0							
Aroclor-1254	1	4	Avg	----	----	----	----	----	----	----	----	0.0337	7.28	-1	-1	Lvl=10	500.0							
Aroclor-1254	1	5	Avg	----	----	----	----	----	----	----	----	0.0156	7.68	-1	-1	Lvl=10	500.0							
Aroclor-1262	1	1	Avg	----	----	----	----	----	----	----	----	0.0443	7.84	-1	-1	Lvl=11	500.0							
Aroclor-1262	1	2	Avg	----	----	----	----	----	----	----	----	0.0229	8.86	-1	-1	Lvl=11	500.0							

Avg Rsd Col 1: 12.98 Avg Rsd Col 2: 17.14

Flags

c - failed the initial calibration criteria(if applicable)

Note:

Col = Column Number
Mr = MultiPeak Analyte 0=single peak analyte..>0=multi peak analyte (i.e. pcb/chlordane etc..)
Fit = Indicates whehter Avg RF, Linear, or Quadratic Curve was used for compound.
Corr 1 = Correlation Coefficient for linear Eq.
Corr 2 = Correlation Coefficient for quad Eq.

All Response Factors = Response Factors / 10000
Initial Calibration Criteria: either %RSD <=20 or Corr >= .995
Columns: Signal #1 db-1701 : Signal #2 db-608

^Lvl: These compounds use a single pt calibration as specified by the method. The file used to update this calibration point is listed in the header under level #

7062812 0288

Form 6
Initial Calibration

Method: EPA 8082A

Instrument: GC_2

Level #:	Data File:	Cal Identifier:	Analysis Date/Time	Level #:	Data File:	Cal Identifier:	Analysis Date/Time
1	2G123146.D	CAL 1660@50PPB	06/30/17 18:39	2	2G123147.D	CAL 1660@200PPB	06/30/17 18:55
3	2G123148.D	CAL 1660@500PPB	06/30/17 19:10	4	2G123149.D	CAL 1660@1000PPB	06/30/17 19:26
5	2G123150.D	CAL 1660@2000PPB	06/30/17 19:41	6	2G123151.D	CAL 1660@4000PPB	06/30/17 19:57
7	2G123140.D	CAL 3268@500PPB	06/30/17 16:53	8	2G123141.D	CAL 1242@500PPB	06/30/17 17:09
9	2G123142.D	CAL 1248@500PPB	06/30/17 17:24	10	2G123143.D	CAL 2154@500PPB	06/30/17 17:53

Compound	Col	Mr	Fit:	RF1	RF2	RF3	RF4	RF5	RF6	RF7	RF8	AvgRf	RT	Corr1	Corr2	%Rsd	Calibration Level Concentrations Lvl1	Lvl2	Lvl3	Lvl4	Lvl5	Lvl6	Lvl7	Lvl8
Aroclor-1262	1	3	Avg	----	----	----	----	----	----	----	----	0.0474	8.93	-1	-1	Lvl=11	500.0							
Aroclor-1262	1	4	Avg	----	----	----	----	----	----	----	----	0.0224	9.68	-1	-1	Lvl=11	500.0							
Aroclor-1262	1	5	Avg	----	----	----	----	----	----	----	----	0.00757	10.04	-1	-1	Lvl=11	500.0							
Aroclor-1268	1	1	Avg	----	----	----	----	----	----	----	----	0.00591	8.20	-1	-1	Lvl=7	500.0							
Aroclor-1268	1	2	Avg	----	----	----	----	----	----	----	----	0.00676	8.53	-1	-1	Lvl=7	500.0							
Aroclor-1268	1	3	Avg	----	----	----	----	----	----	----	----	0.0537	9.11	-1	-1	Lvl=7	500.0							
Aroclor-1268	1	4	Avg	----	----	----	----	----	----	----	----	0.0149	9.21	-1	-1	Lvl=7	500.0							
Aroclor-1268	1	5	Avg	----	----	----	----	----	----	----	----	0.165	10.05	-1	-1	Lvl=7	500.0							
DCB-Surrogate	1	0	Qua	0.6171	0.5802	0.5404	0.5051	0.4822	0.4618	----	----	0.531	10.27	0.999	1.00	11	5.00	20.00	50.00	100.0	200.0	400.0		
TCMX-Surrogate	2	0	Avg	0.6894	0.6538	0.6290	0.6075	0.5983	0.5846	----	----	0.627	3.88	1.00	1.00	6.2	5.00	20.00	50.00	100.0	200.0	400.0		
Aroclor-1016	2	1	Qua	0.0219	0.0196	0.0174	0.0158	0.0143	0.0131	----	----	0.0171	4.48	0.997	1.00	20	50.00	200.0	500.0	1000.	2000.	4000.		
Aroclor-1016	2	2	Qua	0.0430	0.0408	0.0355	0.0313	0.0281	0.0250	----	----	0.0340	4.91	0.995	1.00	21	50.00	200.0	500.0	1000.	2000.	4000.		
Aroclor-1016	2	3	Qua	0.0891	0.0775	0.0694	0.0630	0.0577	0.0530	----	----	0.0683	5.29	0.998	1.00	20	50.00	200.0	500.0	1000.	2000.	4000.		
Aroclor-1016	2	4	Qua	0.0409	0.0345	0.0305	0.0272	0.0247	0.0224	----	----	0.0301	5.62	0.997	1.00	23	50.00	200.0	500.0	1000.	2000.	4000.		
Aroclor-1016	2	5	Qua	0.0287	0.0249	0.0224	0.0202	0.0183	0.0166	----	----	0.0219	5.99	0.996	1.00	20	50.00	200.0	500.0	1000.	2000.	4000.		
Aroclor-1260	2	1	Qua	0.0568	0.0498	0.0435	0.0384	0.0347	0.0311	----	----	0.0424	7.31	0.996	1.00	23	50.00	200.0	500.0	1000.	2000.	4000.		
Aroclor-1260	2	2	Qua	0.0619	0.0534	0.0471	0.0423	0.0384	0.0352	----	----	0.0464	7.39	0.997	1.00	21	50.00	200.0	500.0	1000.	2000.	4000.		
Aroclor-1260	2	3	Qua	0.0243	0.0213	0.0202	0.0185	0.0171	0.0165	----	----	0.0197	8.02	0.999	1.00	15	50.00	200.0	500.0	1000.	2000.	4000.		
Aroclor-1260	2	4	Qua	0.0472	0.0427	0.0397	0.0360	0.0337	0.0320	----	----	0.0386	8.38	0.999	1.00	15	50.00	200.0	500.0	1000.	2000.	4000.		
Aroclor-1260	2	5	Avg	0.0367	0.0358	0.0331	0.0312	0.0299	0.0293	----	----	0.0327	9.09	1.00	1.00	9.5	50.00	200.0	500.0	1000.	2000.	4000.		
Aroclor-1221	2	1	Avg	----	----	----	----	----	----	----	----	0.00917	4.26	-1	-1	Lvl=10	500.0							
Aroclor-1221	2	2	Avg	----	----	----	----	----	----	----	----	0.00604	4.42	-1	-1	Lvl=10	500.0							
Aroclor-1221	2	3	Avg	----	----	----	----	----	----	----	----	0.0199	4.48	-1	-1	Lvl=10	500.0							
Aroclor-1232	2	1	Avg	----	----	----	----	----	----	----	----	0.0152	4.48	-1	-1	Lvl=7	500.0							
Aroclor-1232	2	2	Avg	----	----	----	----	----	----	----	----	0.0170	4.91	-1	-1	Lvl=7	500.0							
Aroclor-1232	2	3	Avg	----	----	----	----	----	----	----	----	0.0293	5.29	-1	-1	Lvl=7	500.0							
Aroclor-1232	2	4	Avg	----	----	----	----	----	----	----	----	0.0140	5.62	-1	-1	Lvl=7	500.0							
Aroclor-1232	2	5	Avg	----	----	----	----	----	----	----	----	0.00855	6.14	-1	-1	Lvl=7	500.0							
Aroclor-1242	2	1	Avg	----	----	----	----	----	----	----	----	0.0146	4.48	-1	-1	Lvl=8	500.0							
Aroclor-1242	2	2	Avg	----	----	----	----	----	----	----	----	0.0280	4.91	-1	-1	Lvl=8	500.0							
Aroclor-1242	2	3	Avg	----	----	----	----	----	----	----	----	0.0541	5.29	-1	-1	Lvl=8	500.0							
Aroclor-1242	2	4	Avg	----	----	----	----	----	----	----	----	0.0237	5.62	-1	-1	Lvl=8	500.0							
Aroclor-1242	2	5	Avg	----	----	----	----	----	----	----	----	0.0204	5.99	-1	-1	Lvl=8	500.0							
Aroclor-1248	2	1	Avg	----	----	----	----	----	----	----	----	0.0134	4.91	-1	-1	Lvl=9	500.0							
Aroclor-1248	2	2	Avg	----	----	----	----	----	----	----	----	0.0339	5.29	-1	-1	Lvl=9	500.0							
Aroclor-1248	2	3	Avg	----	----	----	----	----	----	----	----	0.0266	5.62	-1	-1	Lvl=9	500.0							

Avg Rsd Col 1: 12.98 Avg Rsd Col 2: 17.14

Flags

c - failed the initial calibration criteria(if applicable)

Note:

Col = Column Number
Mr = MultiPeak Analyte 0=single peak analyte..>0=multi peak analyte (i.e. pcb/chlordane etc..)
Fit = Indicates whehter Avg RF, Linear, or Quadratic Curve was used for compound.
Corr 1 = Correlation Coefficient for linear Eq.
Corr 2 = Correlation Coefficient for quad Eq.

All Response Factors = Response Factors / 10000
Initial Calibration Criteria: either %RSD <=20 or Corr >= .995
Columns: Signal #1 db-1701 : Signal #2 db-608

^Lvl: These compounds use a single pt calibration as specified by the method. The file used to update this calibration point is listed in the header under level #

7062812 0289

Form 6
Initial Calibration

Method: EPA 8082A

Instrument: GC_2

Level #:	Data File:	Cal Identifier:	Analysis Date/Time	Level #:	Data File:	Cal Identifier:	Analysis Date/Time
1	2G123146.D	CAL 1660@50PPB	06/30/17 18:39	2	2G123147.D	CAL 1660@200PPB	06/30/17 18:55
3	2G123148.D	CAL 1660@500PPB	06/30/17 19:10	4	2G123149.D	CAL 1660@1000PPB	06/30/17 19:26
5	2G123150.D	CAL 1660@2000PPB	06/30/17 19:41	6	2G123151.D	CAL 1660@4000PPB	06/30/17 19:57
7	2G123140.D	CAL 3268@500PPB	06/30/17 16:53	8	2G123141.D	CAL 1242@500PPB	06/30/17 17:09
9	2G123142.D	CAL 1248@500PPB	06/30/17 17:24	10	2G123143.D	CAL 2154@500PPB	06/30/17 17:53

Compound	Col	Mr	Fit:	RF1	RF2	RF3	RF4	RF5	RF6	RF7	RF8	AvgRf	RT	Corr1	Corr2	%Rsd	Calibration Level Concentrations Lvl1	Lvl2	Lvl3	Lvl4	Lvl5	Lvl6	Lvl7	Lvl8
Aroclor-1248	2	4	Avg	----	----	----	----	----	----	----	----	0.0240	6.14	-1	-1	Lvl=9	500.0							
Aroclor-1248	2	5	Avg	----	----	----	----	----	----	----	----	0.0315	6.27	-1	-1	Lvl=9	500.0							
Aroclor-1254	2	1	Avg	----	----	----	----	----	----	----	----	0.0417	6.49	-1	-1	Lvl=10	500.0							
Aroclor-1254	2	2	Avg	----	----	----	----	----	----	----	----	0.0132	6.84	-1	-1	Lvl=10	500.0							
Aroclor-1254	2	3	Avg	----	----	----	----	----	----	----	----	0.0367	7.23	-1	-1	Lvl=10	500.0							
Aroclor-1254	2	4	Avg	----	----	----	----	----	----	----	----	0.0179	7.75	-1	-1	Lvl=10	500.0							
Aroclor-1254	2	5	Avg	----	----	----	----	----	----	----	----	0.0157	8.44	-1	-1	Lvl=10	500.0							
Aroclor-1262	2	1	Avg	----	----	----	----	----	----	----	----	0.0396	7.81	-1	-1	Lvl=11	500.0							
Aroclor-1262	2	2	Avg	----	----	----	----	----	----	----	----	0.0308	8.97	-1	-1	Lvl=11	500.0							
Aroclor-1262	2	3	Avg	----	----	----	----	----	----	----	----	0.0362	9.08	-1	-1	Lvl=11	500.0							
Aroclor-1262	2	4	Avg	----	----	----	----	----	----	----	----	0.0365	9.68	-1	-1	Lvl=11	500.0							
Aroclor-1262	2	5	Avg	----	----	----	----	----	----	----	----	0.00978	10.24	-1	-1	Lvl=11	500.0							
Aroclor-1268	2	1	Avg	----	----	----	----	----	----	----	----	0.00578	8.48	-1	-1	Lvl=7	500.0							
Aroclor-1268	2	2	Avg	----	----	----	----	----	----	----	----	0.0111	8.52	-1	-1	Lvl=7	500.0							
Aroclor-1268	2	3	Avg	----	----	----	----	----	----	----	----	0.0649	9.43	-1	-1	Lvl=7	500.0							
Aroclor-1268	2	4	Avg	----	----	----	----	----	----	----	----	0.0182	9.59	-1	-1	Lvl=7	500.0							
Aroclor-1268	2	5	Avg	----	----	----	----	----	----	----	----	0.207	10.24	-1	-1	Lvl=7	500.0							
DCB-Surrogate	2	0	Qua	0.8172	0.7437	0.6844	0.6401	0.6082	0.5794	----	----	0.679	10.80	0.999	1.00	13	5.00	20.00	50.00	100.0	200.0	400.0		

Avg Rsd Col 1: 12.98 Avg Rsd Col 2: 17.14

Flags

c - failed the initial calibration criteria(if applicable)

Note:

Col = Column Number
Mr = MultiPeak Analyte 0=single peak analyte..>0=multi peak analyte (i.e. pcb/chlordane etc..)
Fit = Indicates whehter Avg RF, Linear, or Quadratic Curve was used for compound.
Corr 1 = Correlation Coefficient for linear Eq.
Corr 2 = Correlation Coefficient for quad Eq.

All Response Factors = Response Factors / 10000
Initial Calibration Criteria: either %RSD <=20 or Corr >= .995
Columns: Signal #1 db-1701 : Signal #2 db-608

^Lvl: These compounds use a single pt calibration as specified by the method. The file used to update this calibration point is listed in the header under level #

Form7
Continuing Calibration

Method: EPA 8082A

Data File:				2G123165.D			3G102135.D			3G102152.D			3G102172.D										
Method:				8082			8082			8082			8082										
Calibration Name:				CAL 1660@1000PP			CAL 1660@500PP			CAL 1660@500PP			CAL 1660@1000PP										
Calibration Date/Time				06/30/17 23:33			06/30/17 10:23			06/30/17 16:00			06/30/17 21:19										
Compound	Limit	Col	Mr	Conc	Conc Exp	%Diff	Conc	Conc Exp	%Diff	Conc	Conc Exp	%Diff	Conc	Conc Exp	%Diff	Conc	Conc Exp	%Diff	Conc	Conc Exp	%Diff	Conc	Conc Exp	%Diff
TCMX-Surrogate	20	1	0	99.24	100	0.8	40.54	50	18.9	45.3	50	9.4	90.69	100	9.3								
Aroclor-1016	20	1	1	1014	1000	1.4	459	500	8.2	481.1	500	3.8	884.6	1000	11.5								
Aroclor-1016	20	1	2	1023	1000	2.3	472.3	500	5.5	500.1	500	0.0	926.0	1000	7.4								
Aroclor-1016	20	1	3	1023	1000	2.3	429.8	500	14.0	461.8	500	7.6	861.8	1000	13.8								
Aroclor-1016	20	1	4	1018	1000	1.8	437.3	500	12.5	467.7	500	6.5	884.8	1000	11.5								
Aroclor-1016	20	1	5	1027	1000	2.7	432.8	500	13.4	484.9	500	3.0	886.9	1000	11.3								
Aroclor-1260	20	1	1	1029	1000	2.9	456.9	500	8.6	485.8	500	2.8	916.1	1000	8.4								
Aroclor-1260	20	1	2	1028	1000	2.8	452.2	500	9.6	481.3	500	3.7	910.7	1000	8.9								
Aroclor-1260	20	1	3	972.1	1000	2.8	392.5	500	21.5*	426.9	500	14.6	830	1000	17.0								
Aroclor-1260	20	1	4	1021	1000	2.1	448.4	500	10.3	460.2	500	8.0	885.9	1000	11.4								
Aroclor-1260	20	1	5	955.3	1000	4.5	414.2	500	17.2	433.3	500	13.3	852.1	1000	14.8								
DCB-Surrogate	20	1	0	99.38	100	0.6	40.76	50	18.5	42.55	50	14.9	82.36	100	17.6								
Average Difference	20	1	0			2.2			13.2			7.3			11.9								
TCMX-Surrogate	20	2	0	97.71	100	2.3	41.62	50	16.8	47.61	50	4.8	94.13	100	5.9								
Aroclor-1016	20	2	1	1029	1000	2.9	480.9	500	3.8	529.2	500	5.8	983.2	1000	1.7								
Aroclor-1016	20	2	2	1026	1000	2.6	491.6	500	1.7	541.5	500	8.3	986.9	1000	1.3								
Aroclor-1016	20	2	3	1025	1000	2.5	473.9	500	5.2	524.0	500	4.8	973.3	1000	2.7								
Aroclor-1016	20	2	4	1027	1000	2.7	484.7	500	3.1	533	500	6.6	986.7	1000	1.3								
Aroclor-1016	20	2	5	1024	1000	2.4	483	500	3.4	525.5	500	5.1	984.5	1000	1.5								
Aroclor-1260	20	2	1	1013	1000	1.3	478.4	500	4.3	512.4	500	2.5	955	1000	4.5								
Aroclor-1260	20	2	2	1016	1000	1.6	472.2	500	5.6	511.6	500	2.3	961.3	1000	3.9								
Aroclor-1260	20	2	3	1011	1000	1.1	443.2	500	11.4	480.5	500	3.9	1034	1000	3.4								
Aroclor-1260	20	2	4	991	1000	0.9	398.8	500	20.3	464.8	500	7.0	904.9	1000	9.5								
Aroclor-1260	20	2	5	918.6	1000	8.1	441.0	500	11.8	455.6	500	8.9	910.1	1000	9.0								
DCB-Surrogate	20	2	0	100.1	100	0.1	41.22	50	17.6	41.69	50	16.6	80.9	100	19.1								
Average Difference	20	2	0			2.4			8.7			6.4			5.3								

Flags/Notes: **** - Values outside of limits for this column/run***

Form7

RtWindow Summary

Method: EPA 8082A

Data File:			2G123146.D		3G101167.D		2G123146.D		3G102135.D		3G102152.D	
Calibration Name:			CAL 1660@50PPB		CAL 1660@50PPB		CAL 1660@50PPB		CAL 1660@500PPB		CAL 1660@500PPB	
Calibration Date/Time			6/30/2017 6:39:00 PM		6/5/2017 7:33:00 PM		6/30/2017 6:39:00 PM		6/30/2017 10:23:00 AM		6/30/2017 4:00:00 PM	
Compound	Col	Mr	Cal RT	Limit	Cal RT	Limit	Cal RT	Limit	Cal RT	Limit	Cal RT	Limit
TCMX-Surrogate	1	0	3.88	(3.82 - 3.94)	3.81	(3.75 - 3.87)	3.88	(3.82 - 3.94)	3.82	(3.76 - 3.88)	3.82	(3.76 - 3.88)
Aroclor-1016	1	1	4.42	(4.38 - 4.46)	4.32	(4.28 - 4.36)	4.42	(4.37 - 4.45)	4.33	(4.29 - 4.37)	4.32	(4.28 - 4.36)
Aroclor-1016	1	2	4.79	(4.75 - 4.83)	4.69	(4.65 - 4.73)	4.79	(4.75 - 4.83)	4.69	(4.65 - 4.73)	4.69	(4.65 - 4.73)
Aroclor-1016	1	3	5.26	(5.22 - 5.30)	5.15	(5.11 - 5.19)	5.26	(5.22 - 5.30)	5.16	(5.12 - 5.20)	5.16	(5.12 - 5.20)
Aroclor-1016	1	4	5.52	(5.48 - 5.56)	5.40	(5.36 - 5.44)	5.52	(5.48 - 5.56)	5.40	(5.36 - 5.44)	5.40	(5.36 - 5.44)
Aroclor-1016	1	5	5.63	(5.59 - 5.67)	5.52	(5.48 - 5.56)	5.62	(5.58 - 5.66)	5.52	(5.48 - 5.56)	5.51	(5.47 - 5.55)
Aroclor-1260	1	1	7.16	(7.12 - 7.20)	7.02	(6.98 - 7.06)	7.16	(7.12 - 7.20)	7.02	(6.98 - 7.06)	7.02	(6.98 - 7.06)
Aroclor-1260	1	2	7.41	(7.37 - 7.45)	7.27	(7.23 - 7.31)	7.41	(7.37 - 7.45)	7.27	(7.23 - 7.31)	7.27	(7.23 - 7.31)
Aroclor-1260	1	3	7.61	(7.57 - 7.65)	7.47	(7.43 - 7.51)	7.61	(7.57 - 7.65)	7.47	(7.43 - 7.51)	7.47	(7.43 - 7.51)
Aroclor-1260	1	4	8.21	(8.17 - 8.25)	8.06	(8.02 - 8.10)	8.21	(8.17 - 8.25)	8.06	(8.02 - 8.10)	8.05	(8.01 - 8.09)
Aroclor-1260	1	5	8.94	(8.90 - 8.98)	8.77	(8.73 - 8.81)	8.94	(8.90 - 8.98)	8.77	(8.73 - 8.81)	8.77	(8.73 - 8.81)
Aroclor-1221	1	1	4.20	(4.16 - 4.24)	4.12	(4.08 - 4.16)						
Aroclor-1221	1	2	4.36	(4.32 - 4.40)	4.26	(4.22 - 4.30)						
Aroclor-1221	1	3	4.42	(4.38 - 4.46)	4.32	(4.28 - 4.36)						
Aroclor-1232	1	1	4.42	(4.38 - 4.46)	4.33	(4.29 - 4.37)						
Aroclor-1232	1	2	4.80	(4.76 - 4.84)	4.69	(4.65 - 4.73)						
Aroclor-1232	1	3	5.27	(5.23 - 5.31)	5.16	(5.12 - 5.20)						
Aroclor-1232	1	4	5.41	(5.37 - 5.45)	5.30	(5.26 - 5.34)						
Aroclor-1232	1	5	5.89	(5.85 - 5.93)	5.76	(5.72 - 5.80)						
Aroclor-1242	1	1	4.42	(4.38 - 4.46)	4.32	(4.28 - 4.36)						
Aroclor-1242	1	2	4.79	(4.75 - 4.83)	4.69	(4.65 - 4.73)						
Aroclor-1242	1	3	5.26	(5.22 - 5.30)	5.15	(5.11 - 5.19)						
Aroclor-1242	1	4	5.62	(5.58 - 5.66)	5.52	(5.48 - 5.56)						
Aroclor-1242	1	5	5.88	(5.84 - 5.92)	5.76	(5.72 - 5.80)						
Aroclor-1248	1	1	4.79	(4.75 - 4.83)	4.69	(4.65 - 4.73)						
Aroclor-1248	1	2	5.26	(5.22 - 5.30)	5.15	(5.11 - 5.19)						
Aroclor-1248	1	3	5.62	(5.58 - 5.66)	5.50	(5.46 - 5.54)						
Aroclor-1248	1	4	5.98	(5.94 - 6.02)	5.86	(5.82 - 5.90)						
Aroclor-1248	1	5	6.59	(6.55 - 6.63)	6.46	(6.42 - 6.50)						
Aroclor-1254	1	1	6.79	(6.75 - 6.83)	6.66	(6.62 - 6.70)						
Aroclor-1254	1	2	7.00	(6.96 - 7.04)	6.86	(6.82 - 6.90)						
Aroclor-1254	1	3	7.16	(7.12 - 7.20)	7.03	(6.99 - 7.07)						
Aroclor-1254	1	4	7.28	(7.24 - 7.32)	7.14	(7.10 - 7.18)						
Aroclor-1254	1	5	7.68	(7.64 - 7.72)	7.53	(7.49 - 7.57)						
Aroclor-1262	1	1	7.84	(7.80 - 7.88)	7.70	(7.66 - 7.74)						
Aroclor-1262	1	2	8.86	(8.82 - 8.90)	8.70	(8.66 - 8.74)						
Aroclor-1262	1	3	8.93	(8.89 - 8.97)	8.77	(8.73 - 8.81)						
Aroclor-1262	1	4	9.68	(9.64 - 9.72)	9.48	(9.44 - 9.52)						
Aroclor-1262	1	5	10.04	(10.00 - 10.08)	9.84	(9.80 - 9.88)						
Aroclor-1268	1	1	8.20	(8.16 - 8.24)	8.06	(8.02 - 8.10)						
Aroclor-1268	1	2	8.53	(8.49 - 8.57)	8.38	(8.34 - 8.42)						
Aroclor-1268	1	3	9.11	(9.07 - 9.15)	8.95	(8.91 - 8.99)						
Aroclor-1268	1	4	9.21	(9.17 - 9.25)	9.05	(9.01 - 9.09)						
Aroclor-1268	1	5	10.05	(10.01 - 10.09)	9.84	(9.80 - 9.88)						
DCB-Surrogate	1	0	10.27	(10.21 - 10.33)	10.05	(9.99 - 10.11)	10.26	(10.20 - 10.32)	10.05	(9.99 - 10.11)	10.05	(9.99 - 10.11)
TCMX-Surrogate	2	0	3.88	(3.82 - 3.94)	3.83	(3.77 - 3.89)	3.88	(3.82 - 3.94)	3.84	(3.78 - 3.90)	3.84	(3.78 - 3.90)
Aroclor-1016	2	1	4.48	(4.44 - 4.52)	4.43	(4.39 - 4.47)	4.48	(4.44 - 4.52)	4.44	(4.40 - 4.48)	4.44	(4.40 - 4.48)
Aroclor-1016	2	2	4.91	(4.87 - 4.95)	4.85	(4.81 - 4.89)	4.91	(4.87 - 4.95)	4.86	(4.82 - 4.90)	4.86	(4.82 - 4.90)
Aroclor-1016	2	3	5.29	(5.25 - 5.33)	5.24	(5.20 - 5.28)	5.29	(5.25 - 5.33)	5.24	(5.20 - 5.28)	5.24	(5.20 - 5.28)
Aroclor-1016	2	4	5.62	(5.58 - 5.66)	5.56	(5.52 - 5.60)	5.62	(5.58 - 5.66)	5.56	(5.52 - 5.60)	5.57	(5.53 - 5.61)
Aroclor-1016	2	5	5.99	(5.95 - 6.03)	5.93	(5.89 - 5.97)	5.99	(5.95 - 6.03)	5.94	(5.90 - 5.98)	5.94	(5.90 - 5.98)
Aroclor-1260	2	1	7.31	(7.27 - 7.35)	7.24	(7.20 - 7.28)	7.31	(7.27 - 7.35)	7.24	(7.20 - 7.28)	7.24	(7.20 - 7.28)
Aroclor-1260	2	2	7.39	(7.35 - 7.43)	7.32	(7.28 - 7.36)	7.39	(7.35 - 7.43)	7.32	(7.28 - 7.36)	7.33	(7.29 - 7.37)
Aroclor-1260	2	3	8.02	(7.98 - 8.06)	7.95	(7.91 - 7.99)	8.02	(7.98 - 8.06)	7.95	(7.91 - 7.99)	7.96	(7.92 - 8.00)
Aroclor-1260	2	4	8.38	(8.34 - 8.42)	8.31	(8.27 - 8.35)	8.38	(8.34 - 8.42)	8.31	(8.27 - 8.35)	8.32	(8.28 - 8.36)
Aroclor-1260	2	5	9.09	(9.05 - 9.13)	9.01	(8.97 - 9.05)	9.09	(9.05 - 9.13)	9.01	(8.97 - 9.05)	9.01	(8.97 - 9.05)
Aroclor-1221	2	1	4.26	(4.22 - 4.30)	4.22	(4.18 - 4.26)						
Aroclor-1221	2	2	4.42	(4.38 - 4.46)	4.37	(4.33 - 4.41)						
Aroclor-1221	2	3	4.48	(4.44 - 4.52)	4.43	(4.39 - 4.47)						
Aroclor-1232	2	1	4.48	(4.44 - 4.52)	4.43	(4.39 - 4.47)						
Aroclor-1232	2	2	4.91	(4.87 - 4.95)	4.85	(4.81 - 4.89)						
Aroclor-1232	2	3	5.29	(5.25 - 5.33)	5.24	(5.20 - 5.28)						
Aroclor-1232	2	4	5.62	(5.58 - 5.66)	5.93	(5.89 - 5.97)						
Aroclor-1232	2	5	6.14	(6.10 - 6.18)	6.08	(6.04 - 6.12)						
Aroclor-1242	2	1	4.48	(4.44 - 4.52)	4.43	(4.39 - 4.47)						
Aroclor-1242	2	2	4.91	(4.87 - 4.95)	4.86	(4.82 - 4.90)						
Aroclor-1242	2	3	5.29	(5.25 - 5.33)	5.24	(5.20 - 5.28)						
Aroclor-1242	2	4	5.62	(5.58 - 5.66)	5.56	(5.52 - 5.60)						
Aroclor-1242	2	5	5.99	(5.95 - 6.03)	5.93	(5.89 - 5.97)						
Aroclor-1248	2	1	4.91	(4.87 - 4.95)	4.85	(4.81 - 4.89)						
Aroclor-1248	2	2	5.29	(5.25 - 5.33)	5.23	(5.19 - 5.27)						
Aroclor-1248	2	3	5.62	(5.58 - 5.66)	5.56	(5.52 - 5.60)						
Aroclor-1248	2	4	6.14	(6.10 - 6.18)	6.08	(6.04 - 6.12)						
Aroclor-1248	2	5	6.27	(6.23 - 6.31)	6.21	(6.17 - 6.25)						
Aroclor-1254	2	1	6.49	(6.45 - 6.53)	6.43	(6.39 - 6.47)						
Aroclor-1254	2	2	6.84	(6.80 - 6.88)	6.78	(6.74 - 6.82)						
Aroclor-1254	2	3	7.23	(7.19 - 7.27)	7.17	(7.13 - 7.21)						
Aroclor-1254	2	4	7.75	(7.71 - 7.79)	7.68	(7.64 - 7.72)						
Aroclor-1254	2	5	8.44	(8.40 - 8.48)	8.37	(8.33 - 8.41)						
Aroclor-1262	2	1	7.81	(7.77 - 7.85)	7.74	(7.70 - 7.78)						
Aroclor-1262	2	2	8.97	(8.93 - 9.01)	8.90	(8.86 - 8.94)						
Aroclor-1262	2	3	9.08	(9.04 - 9.12)	9.01	(8.97 - 9.05)						
Aroclor-1262	2	4	9.68	(9.64 - 9.72)	9.59	(9.55 - 9.63)						
Aroclor-1262	2	5	10.24	(10.20 - 10.28)	10.13	(10.09 - 10.17)						
Aroclor-1268	2	1	8.48	(8.44 - 8.52)	8.41	(8.37 - 8.45)						
Aroclor-1268	2	2	8.52	(8.48 - 8.56)	8.45	(8.41 - 8.49)						
Aroclor-1268	2	3	9.43	(9.39 - 9.47)	9.34	(9.30 - 9.38)						
Aroclor-1268	2	4	9.59	(9.55 - 9.63)	9.50	(9.46 - 9.54)						
Aroclor-1268	2	5	10.24	(10.20 - 10.28)	10.13	(10.09 - 10.17)						
DCB-Surrogate	2	0	10.80	(10.74 - 10.86)	10.67	(10.61 - 10.73)	10.80	(10.74 - 10.86)	10.67	(10.61 - 10.73)	10.67	(10.61 - 10.73)

Pesticide Data

Form1

ORGANICS PESTICIDE REPORT

Sample Number: AC98711-004
Client Id: SB-21
Data File: 5G71107.D
Analysis Date: 07/03/17 13:13
Date Rec/Extracted: 06/28/17-06/30/17
Column: DB-17/1701P 30M 0.32mm ID 0.25um film

Method: EPA 8081B
Matrix: Soil
Initial Vol: 20g
Final Vol: 10ml
Dilution: 1
Solids: 84

Units: mg/Kg

Cas #	Compound	RL	Conc	Cas #	Compound	RL	Conc
5103-71-9	a-chlordane	0.0060	U	53494-70-5	Endrin Ketone	0.0060	U
309-00-2	Aldrin	0.0060	U	58-89-9	gamma-BHC	0.0012	U
319-84-6	alpha-BHC	0.0012	U	76-44-8	Heptachlor	0.0060	U
319-85-7	beta-BHC	0.0012	U	1024-57-3	Heptachlor Epoxide	0.0060	U
319-86-8	delta-BHC	0.0060	U	72-43-5	Methoxychlor	0.0060	U
60-57-1	Dieldrin	0.0012	U	72-54-8	p,p'-DDD	0.0030	U
959-98-8	Endosulfan I	0.0060	U	72-55-9	p,p'-DDE	0.0030	U
33213-65-9	Endosulfan II	0.0060	U	50-29-3	p,p'-DDT	0.0030	U
1031-07-8	Endosulfan Sulfate	0.0060	U	8001-35-2	Toxaphene	0.030	U
72-20-8	Endrin	0.0060	U	5103-74-2	y-chlordane	0.0060	U
7421-93-4	Endrin Aldehyde	0.0060	U	57-74-9	Chlordane (Total)	0.0060	U

Worksheet #: 429252 *Total Target Concentration* 0 ColumnID: (^) Indicates results from 2nd column

U - Indicates the compound was analyzed but not detected.
B - Indicates the analyte was found in the blank as well as in the sample.
E - Indicates the analyte concentration exceeds the calibration range of the instrument.
R - Retention Time Out
J - Indicates an estimated value when a compound is detected at less than the specified detection limit.
d - Pesticide %Diff>40% between columns due to coelution. Lower concentration used
Chlordane (Total) is sum of a-Chlordane and y-Chlordane.

Quantitation Report (QT Reviewed)

Data Path : G:\Gcdata\2017\GC_5\Data\07-03-17\
Data File : 5G71107.D
Signal(s) : Signal #1: ECD1A.CH Signal #2: ECD2B.CH
Acq On : 03-Jul-17, 13:13:16
Operator : MS/MLC/ZM
Sample : AC98711-004
Misc : S,PEST
ALS Vial : 8 (Sig #1); 0 (Sig #2) Sample Multiplier: 1

Integration File signal 1: PEST1.E
Integration File signal 2: Pest2.e
Quant Time: Jul 03 16:56:03 2017
Quant Method : G:\GCDATA\2017\GC_5\METHODQT\5G_PEST0630A.M
Quant Title : @GC_5,ug,608,8081
QLast Update : Fri Jun 30 15:19:10 2017
Response via : Initial Calibration
Integrator: ChemStation 6890 Scale Mode: Small noise peaks clipped

Volume Inj. : 1ul
Signal #1 Phase : db-1701P Signal #2 Phase: db-17
Signal #1 Info : .32 Signal #2 Info : .32

Compound	RT#1	RT#2	Resp#1	Resp#2	pg#1	pg#2
Target Compounds						
1)TCMX-Surrogate	6.240	6.198	68797841	46753335	101.344m	100.434m
22)DCB-Surrogate	13.276	13.713	50388779	35061834	99.638	98.566m

(f)=RT Delta > 1/2 Window (#)=Amounts differ by > 25% (m)=manual int.

Quantitation Report (QT Reviewed)

Data Path : G:\Gcdata\2017\GC_5\Data\07-03-17\
Data File : 5G71107.D
Signal(s) : Signal #1: ECD1A.CH Signal #2: ECD2B.CH
Acq On : 03-Jul-17, 13:13:16
Operator : MS/MLC/ZM
Sample : AC98711-004
Misc : S,PEST
ALS Vial : 8 (Sig #1); 0 (Sig #2) Sample Multiplier: 1

Integration File signal 1: PEST1.E
Integration File signal 2: Pest2.e
Quant Time: Jul 03 16:56:03 2017
Quant Method : G:\GCDATA\2017\GC_5\METHODQT\5G_PEST0630A.M
Quant Title : @GC_5,ug,608,8081
QLast Update : Fri Jun 30 15:19:10 2017
Response via : Initial Calibration
Integrator: ChemStation 6890 Scale Mode: Small noise peaks clipped

Volume Inj. : 1ul
Signal #1 Phase : db-1701P Signal #2 Phase: db-17
Signal #1 Info : .32 Signal #2 Info : .32

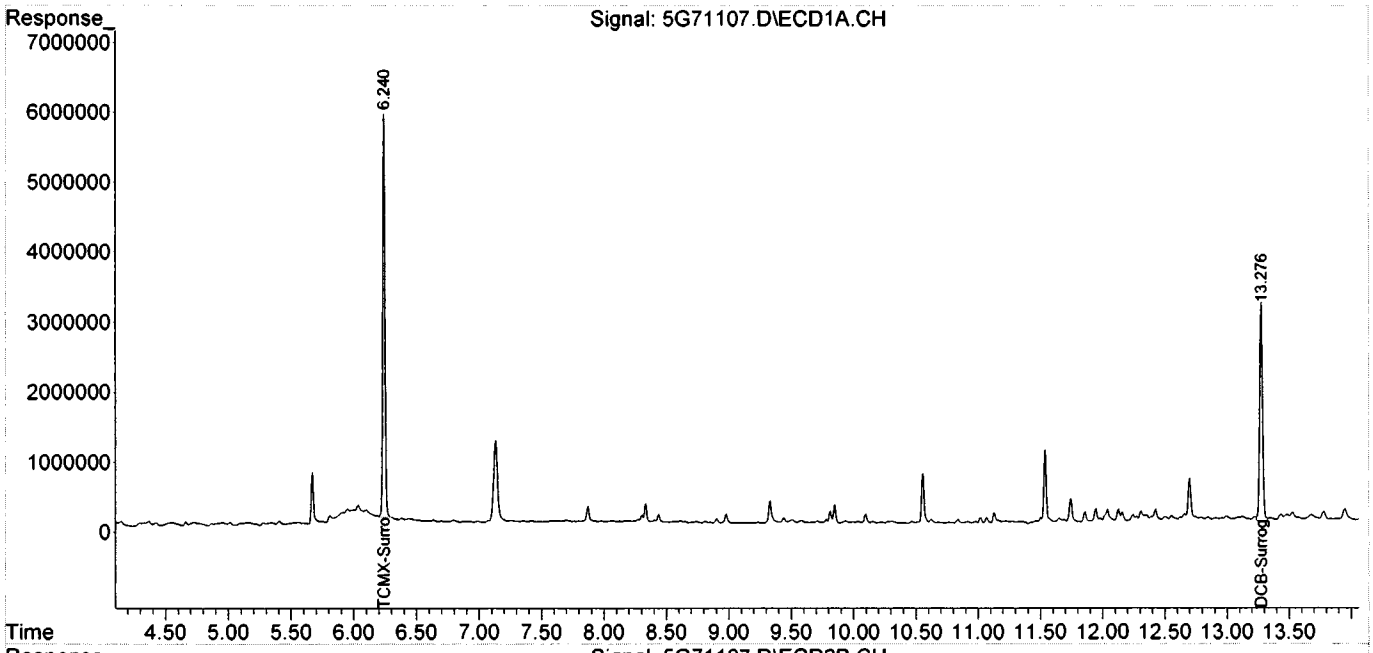

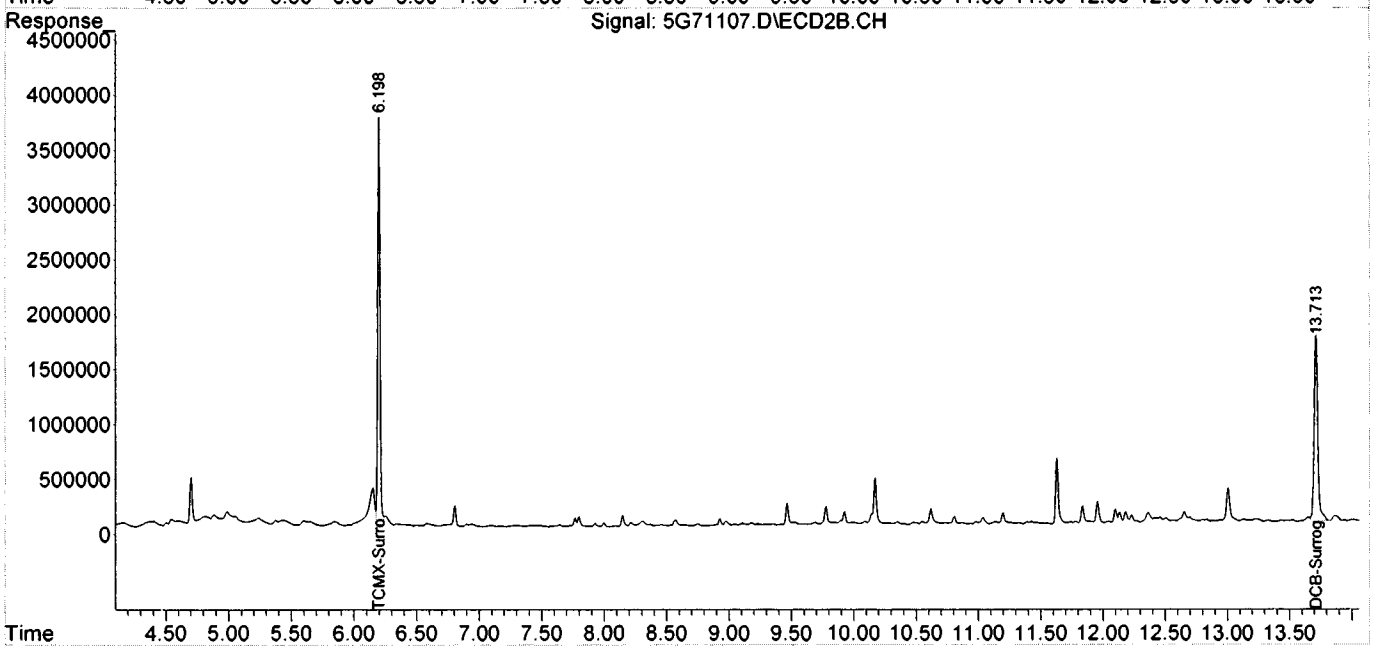

Form1

ORGANICS PESTICIDE REPORT

Sample Number: SMB60316
Client Id:
Data File: 6G78322.D
Analysis Date: 06/30/17 13:22
Date Rec/Extracted: NA-06/30/17
Column: DB-17/1701P 30M 0.32mm ID 0.25um film

Method: EPA 8081B
Matrix: Soil
Initial Vol: 20g
Final Vol: 10ml
Dilution: 1
Solids: 100

Units: mg/Kg

Cas #	Compound	RL	Conc	Cas #	Compound	RL	Conc
5103-71-9	a-chlordane	0.0050	U	53494-70-5	Endrin Ketone	0.0050	U
309-00-2	Aldrin	0.0050	U	58-89-9	gamma-BHC	0.0010	U
319-84-6	alpha-BHC	0.0010	U	76-44-8	Heptachlor	0.0050	U
319-85-7	beta-BHC	0.0010	U	1024-57-3	Heptachlor Epoxide	0.0050	U
319-86-8	delta-BHC	0.0050	U	72-43-5	Methoxychlor	0.0050	U
60-57-1	Dieldrin	0.0010	U	72-54-8	p,p'-DDD	0.0025	U
959-98-8	Endosulfan I	0.0050	U	72-55-9	p,p'-DDE	0.0025	U
33213-65-9	Endosulfan II	0.0050	U	50-29-3	p,p'-DDT	0.0025	U
1031-07-8	Endosulfan Sulfate	0.0050	U	8001-35-2	Toxaphene	0.025	U
72-20-8	Endrin	0.0050	U	5103-74-2	y-chlordane	0.0050	U
7421-93-4	Endrin Aldehyde	0.0050	U				

Worksheet #: 429252 *Total Target Concentration* 0 ColumnID: (^) Indicates results from 2nd column

U - Indicates the compound was analyzed but not detected.
B - Indicates the analyte was found in the blank as well as in the sample.
E - Indicates the analyte concentration exceeds the calibration range of the instrument.
R - Retention Time Out
J - Indicates an estimated value when a compound is detected at less than the specified detection limit.
d - Pesticide %Diff>40% between columns due to coelution. Lower concentration used
Chlordane (Total) is sum of a-Chlordane and y-Chlordane.

Data Path : G:\Gcdata\2017\GC_6\Data\06-30-17\
Data File : 6G78322.D
Signal(s) : Signal #1: ECD1A.CH Signal #2: ECD2B.CH
Acq On : 30 Jun 2017 13:22
Operator : MS/MLC/ZM
Sample : SMB60316
Misc : S,PEST
ALS Vial : 12 Sample Multiplier: 1

Integration File signal 1: autoint1.e
Integration File signal 2: autoint2.e
Quant Time: Jun 30 14:31:50 2017
Quant Method : G:\GCDATA\2017\GC_6\METHODQT\6G_P0627.M
Quant Title : @GC_6,ug,608,8081
QLast Update : Wed Jun 28 10:37:11 2017
Response via : Initial Calibration
Integrator: ChemStation

Volume Inj. : 1ul
Signal #1 Phase : db-1701P Signal #2 Phase: db-17
Signal #1 Info : .32 Signal #2 Info : .32

Compound	RT#1	RT#2	Resp#1	Resp#2	pg#1	pg#2
Target Compounds						
1)TCMX-Surrogate	4.625	4.690	831593	420353	91.236	95.709
22)DCB-Surrogate	11.840	12.463	765213	403047	108.609	98.610

(f)=RT Delta > 1/2 Window (#)=Amounts differ by > 25% (m)=manual int.

Data Path : G:\Gcdata\2017\GC_6\Data\06-30-17\
Data File : 6G78322.D
Signal(s) : Signal #1: ECD1A.CH Signal #2: ECD2B.CH
Acq On : 30 Jun 2017 13:22
Operator : MS/MLC/ZM
Sample : SMB60316
Misc : S,PEST
ALS Vial : 12 Sample Multiplier: 1

Integration File signal 1: autoint1.e
Integration File signal 2: autoint2.e
Quant Time: Jun 30 14:31:50 2017
Quant Method : G:\GCDATA\2017\GC_6\METHODQT\6G_P0627.M
Quant Title : @GC_6,ug,608,8081
QLast Update : Wed Jun 28 10:37:11 2017
Response via : Initial Calibration
Integrator: ChemStation

Volume Inj. : 1ul
Signal #1 Phase : db-1701P Signal #2 Phase: db-17
Signal #1 Info : .32 Signal #2 Info : .32

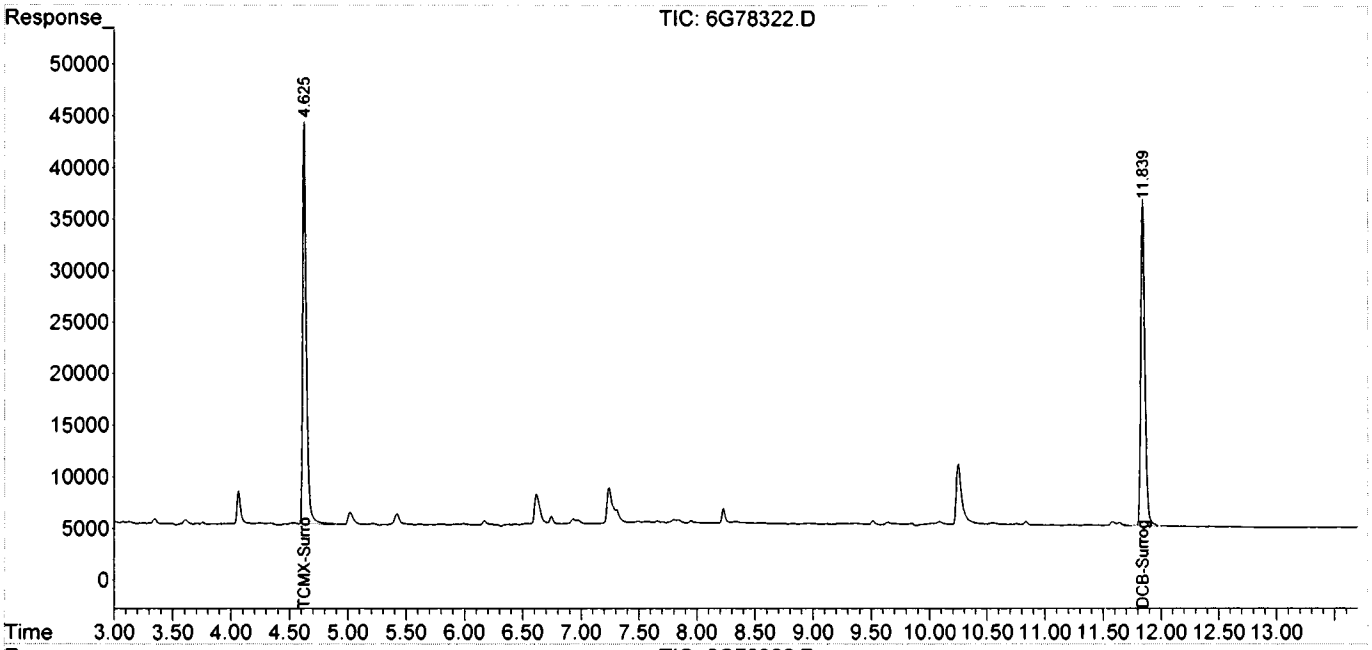

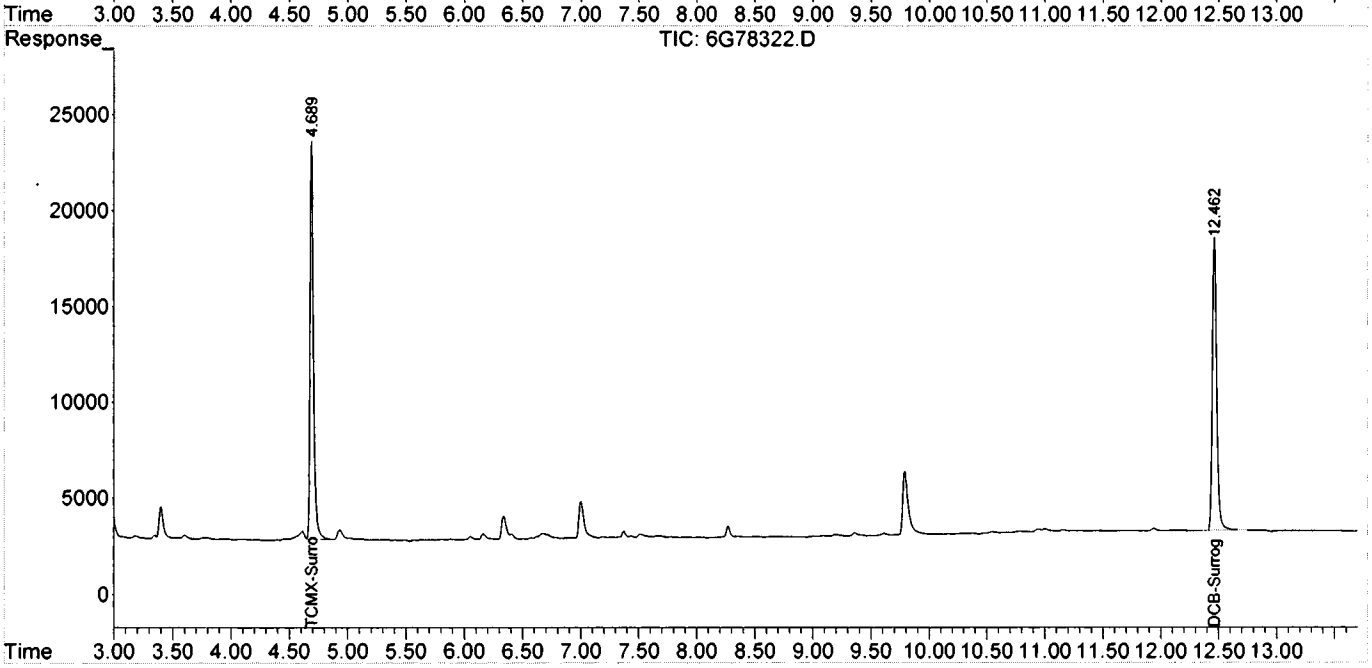

FORM2

Surrogate Recovery

Method: EPA 8081B

Dfile	Sample#	Matrix	Date/Time	Surr Dil	Dilute Out Flag	Column1 S1 Recov	Column2 S2 Recov	Column1 S3 Recov	Column2 S4 Recov	Column0 S5 Recov	Column0 S6 Recov
6G78322.D	SMB60316	S	06/30/17 13:22	1		91	96	109	99		
5G71107.D	AC98711-004	S	07/03/17 13:13	1		101	100	100	99		
5G71109.D	AC98719-001(MS)	S	07/03/17 13:49	1		91	84	70	59		
5G71110.D	AC98719-001(MSD)	S	07/03/17 14:07	1		83	75	66	51		
5G71111.D	AC98719-001	S	07/03/17 14:25	1		82	78	54	46		
6G78323.D	SMB60316(MS)	S	06/30/17 13:40	1		96	104	122	115		

Flags: SD=Surrogate diluted out
*=Surrogate out

Method: EPA 8081B

Soil Laboratory Limits

Compound	Spike Amt	Limits
S1=TCMX-Surrogate	100	37-141
S2=TCMX-Surrogate	100	37-141
S3=DCB-Surrogate	100	33-146
S4=DCB-Surrogate	100	33-146

Form3
Recovery Data Laboratory Limits
QC Batch: SMB60316

	Data File	Sample ID:	Analysis Date
Spike or Dup:	6G78323.D	SMB60316(MS)	6/30/2017 1:40:00 PM
Non Spike(If applicable):			
Inst Blank(If applicable):			

Method: 8081 Matrix: Soil QC Type: MBS

Analyte:	Col	Spike Conc	Sample Conc	Expected Conc	Recovery	Lower Limit	Upper Limit
alpha-BHC	2	95.75	0	100	96	60	130
gamma-BHC	2	95.77	0	100	96	60	130
beta-BHC	2	97.57	0	100	98	60	130
Heptachlor	2	94.19	0	100	94	60	130
delta-BHC	2	97.35	0	100	97	60	130
Aldrin	2	99.07	0	100	99	70	130
Heptachlor Epoxide	2	95.99	0	100	96	70	130
y-chlordane	2	100.7	0	100	101	70	130
a-chlordane	2	106.54	0	100	107	70	130
Endosulfan I	2	102.38	0	100	102	70	130
p,p'-DDE	2	99.61	0	100	100	70	130
Dieldrin	2	107.19	0	100	107	70	130
Endrin	2	111.45	0	100	111	70	130
p,p'-DDD	2	108.16	0	100	108	70	130
Endosulfan II	2	107.46	0	100	107	70	130
p,p'-DDT	2	101.38	0	100	101	70	130
Endrin Aldehyde	2	126.62	0	100	127	10	130
Endosulfan Sulfate	2	112.69	0	100	113	70	130
Methoxychlor	2	99.35	0	100	99	60	130
Endrin Ketone	2	114.25	0	100	114	70	130

* - Indicates outside of limits # - Indicates outside of standard limits but within method exceedance limits

Form3
Recovery Data Laboratory Limits
QC Batch: SMB60316

	Data File	Sample ID:	Analysis Date
Spike or Dup:	5G71109.D	AC98719-001(MS)	7/3/2017 1:49:09 PM
Non Spike(If applicable):	5G71111.D	AC98719-001	7/3/2017 2:25:08 PM
Inst Blank(If applicable):			

Method: 8081 Matrix: Soil QC Type: MS

Analyte:	Col	Spike Conc	Sample Conc	Expected Conc	Recovery	Lower Limit	Upper Limit
alpha-BHC	2	81.41	0	100	81	60	130
gamma-BHC	2	77.16	0	100	77	60	130
beta-BHC	2	64.82	0	100	65	60	130
Heptachlor	2	77.6	0	100	78	60	130
delta-BHC	2	71.68	0	100	72	60	130
Aldrin	2	77.63	0	100	78	70	130
Heptachlor Epoxide	2	80.15	0	100	80	70	130
y-chlordane	2	82.98	0	100	83	70	130
a-chlordane	2	82.86	0	100	83	70	130
Endosulfan I	2	71.79	0	100	72	70	130
p,p'-DDE	2	86.8	6.34	100	80	70	130
Dieldrin	2	82.92	0	100	83	70	130
Endrin	2	90.19	0	100	90	70	130
p,p'-DDD	2	115.48	15.47	100	100	70	130
Endosulfan II	2	72.22	0	100	72	70	130
p,p'-DDT	2	174.15	0	100	174 *	70	130
Endrin Aldehyde	2	63.31	0	100	63	10	130
Endosulfan Sulfate	2	73.37	0	100	73	70	130
Methoxychlor	2	83.53	0	100	84	60	130
Endrin Ketone	2	78.14	0	100	78	70	130

	Data File	Sample ID:	Analysis Date
Spike or Dup:	5G71110.D	AC98719-001(MSD)	7/3/2017 2:07:13 PM
Non Spike(If applicable):	5G71111.D	AC98719-001	7/3/2017 2:25:08 PM
Inst Blank(If applicable):			

Method: 8081 Matrix: Soil QC Type: MSD

Analyte:	Col	Spike Conc	Sample Conc	Expected Conc	Recovery	Lower Limit	Upper Limit
alpha-BHC	2	63.81	0	100	64	60	130
gamma-BHC	2	60.84	0	100	61	60	130
beta-BHC	2	49.87	0	100	50 *	60	130
Heptachlor	2	69.62	0	100	70	60	130
delta-BHC	2	84.5	0	100	84	60	130
Aldrin	2	75.71	0	100	76	70	130
Heptachlor Epoxide	2	70.86	0	100	71	70	130
y-chlordane	2	78.21	0	100	78	70	130
a-chlordane	2	73.09	0	100	73	70	130
Endosulfan I	2	61.46	0	100	61 *	70	130
p,p'-DDE	2	82.21	6.34	100	76	70	130
Dieldrin	2	72.19	0	100	72	70	130
Endrin	2	75.04	0	100	75	70	130
p,p'-DDD	2	84.83	15.47	100	69 *	70	130
Endosulfan II	2	56.84	0	100	57 *	70	130
p,p'-DDT	2	100.26	0	100	100	70	130
Endrin Aldehyde	2	1367.65	0	100	1370 *	10	130
Endosulfan Sulfate	2	68.62	0	100	69 *	70	130
Methoxychlor	2	69.45	0	100	69	60	130
Endrin Ketone	2	68.79	0	100	69 *	70	130

* - Indicates outside of limits # - Indicates outside of standard limits but within method exceedance limits

Form3
RPD Data Laboratory Limits
QC Batch: SMB60316

	Data File	Sample ID:	Analysis Date
Spike or Dup:	5G71110.D	AC98719-001(MSD)	7/3/2017 2:07:13 PM
Duplicate(If applicable):	5G71109.D	AC98719-001(MS)	7/3/2017 1:49:09 PM
Inst Blank(If applicable):			

Method: 8081 Matrix: Soil QC Type: MSD

Analyte:	Column	Dup/MSD/MBSD Conc	Sample/MS/MBS Conc	RPD	Limit
alpha-BHC	2	63.81	81.41	24	40
gamma-BHC	2	60.84	77.16	24	40
beta-BHC	2	49.87	64.82	26	40
Heptachlor	2	69.62	77.6	11	40
delta-BHC	2	84.5	71.68	16	40
Aldrin	2	75.71	77.63	2.5	40
Heptachlor Epoxide	2	70.86	80.15	12	40
y-chlordane	2	78.21	82.98	5.9	40
a-chlordane	2	73.09	82.86	13	40
Endosulfan I	2	61.46	71.79	16	40
p,p'-DDE	2	82.21	86.8	5.4	40
Dieldrin	2	72.19	82.92	14	40
Endrin	2	75.04	90.19	18	40
p,p'-DDD	2	84.83	115.48	31	40
Endosulfan II	2	56.84	72.22	24	40
p,p'-DDT	2	100.26	174.15	54 *	40
Endrin Aldehyde	2	1367.65	63.31	182 *	40
Endosulfan Sulfate	2	68.62	73.37	6.7	40
Methoxychlor	2	69.45	83.53	18	40
Endrin Ketone	2	68.79	78.14	13	40

* - Indicates outside of limits NA - Both concentrations=0... no result can be calculated

FORM 4
Blank Summary

Blank Number: SMB60316
Blank Data File: 6G78322.D
Matrix: Soil

Blank Analysis Date: 06/30/17 13:22
Blank Extraction Date: 06/30/17
(If Applicable)
Method: EPA 8081B

Sample Number	Data File	Analysis Date
AC98711-004	5G71107.D	07/03/17 13:13
SMB60316(MS)	6G78323.D	06/30/17 13:40
AC98719-001	5G71111.D	07/03/17 14:25
AC98719-001(MSD	5G71110.D	07/03/17 14:07
AC98719-001(MS)	5G71109.D	07/03/17 13:49

Form 5

Method: EPA 8081B
Instrument: GC_6 Column: DB-17/1701P 30M 0.32mm ID 0.25um film

Data File	Sample#	Analysis Date/Time	Matrix	Reference File	Column 1 RT	Column 1 % Drift	Column 2 RT	Column 2 % Drift
6G78223.D	CAL EVAL	06/27/17 10:58	Soil					
6G78224.D	CAL PEST@50PPB	06/27/17 11:21	Soil	6G78225.	11.8524	0.0008	12.4749	0.0024
6G78225.D	CAL PEST@2PPB	06/27/17 11:50	Soil	6G78225.	11.8525	0	12.4746	0
6G78226.D	CAL PEST@10PPB	06/27/17 12:09	Soil	6G78225.	11.8513	0.0101	12.4756	0.008
6G78227.D	CAL PEST@100PPB	06/27/17 12:26	Soil	6G78225.	11.8505	0.0169	12.4756	0.008
6G78228.D	CAL PEST@200PPB	06/27/17 12:44	Soil	6G78225.	11.8492	0.0278	12.4757	0.0088
6G78229.D	CAL PEST@400PPB	06/27/17 13:02	Soil	6G78225.	11.8496	0.0245	12.4755	0.0072
6G78230.D	CAL CHLOR@100PPB	06/27/17 13:19	Soil	6G78225.	11.8508	0.0143	12.4771	0.02
6G78231.D	CAL TOX@500PPB	06/27/17 13:37	Soil	6G78225.	11.8513	0.0101	12.4771	0.02
6G78232.D	ICV	06/27/17 13:54	Soil	6G78225.	11.8513	0.0101	12.4774	0.0224
6G78233.D	60274(MS)	06/27/17 14:38	Soil	6G78225.	11.8541	0.0135	12.4759	0.0104
6G78234.D	SMB60277(MS)	06/27/17 14:56	Soil	6G78225.	11.8526	0.0008	12.4774	0.0224
6G78235.D	OMB60267(MS)	06/27/17 15:13	OIL/OTHER	6G78225.	11.8506	0.016	12.4761	0.012
6G78236.D	WMB60291	06/27/17 16:10	Aqueous	6G78225.	11.8453	0.0608	12.4692	0.0433
6G78237.D	WMB60291(MS)	06/27/17 16:28	Aqueous	6G78225.	11.8454	0.0599	12.4697	0.0393
6G78238.D	CAL PEST@100PPB	06/27/17 16:46	Aqueous	6G78225.	11.8459	0.0557	12.4711	0.0281

Drift Compound: DCB-Surrogate Drift Limit(s): 0.5 (Pest/Pcb) 1.5(Herb/Tph) * - Values outside of limits for this column/run

Form 5

Method: EPA 8081B

Instrument: GC_6

Column: DB-17/1701P 30M 0.32mm ID 0.25um film

Data File	Sample#	Analysis Date/Time	Matrix	Reference File	Column 1 RT	Column 1 % Drift	Column 2 RT	Column 2 % Drift
6G78315.D	CAL EVAL	06/30/17 11:06	Soil					
6G78316.D	CAL PEST@100PPB	06/30/17 11:35	Soil	6G78316.	11.8410	0	12.4615	0
6G78317.D	WMB60312(MS)	06/30/17 11:54	Aqueous	6G78316.	11.8401	0.0076	12.4627	0.0096
6G78318.D	WMB60312	06/30/17 12:12	Aqueous	6G78316.	11.8391	0.016	12.4626	0.0088
6G78319.D	SMB60314(MS)	06/30/17 12:29	Soil	6G78316.	11.8404	0.0051	12.4645	0.0241
6G78320.D	SMB60314	06/30/17 12:47	Soil	6G78316.	11.8405	0.0042	12.4645	0.0241
6G78321.D	AC98447-037(T)	06/30/17 13:05	Aqueous	6G78316.	11.8401	0.0076	12.4637	0.0177
6G78322.D	SMB60316	06/30/17 13:22	Soil	6G78316.	11.8399	0.0093	12.4634	0.0152
6G78323.D	SMB60316(MS)	06/30/17 13:40	Soil	6G78316.	11.8409	0.0008	12.4648	0.0265
6G78324.D	AC98699-001(MS)	06/30/17 13:57	Aqueous	6G78316.	11.8413	0.0025	12.4650	0.0281
6G78325.D	AC98699-001(MSD)	06/30/17 14:15	Aqueous	6G78316.	11.8414	0.0034	12.4657	0.0337
6G78326.D	AC98699-001	06/30/17 14:33	Aqueous	6G78316.	11.8428	0.0152	12.4671	0.0449
6G78327.D	AC98699-002	06/30/17 14:50	Aqueous	6G78316.	11.8419	0.0076	12.4655	0.0321
6G78328.D	AC98699-003	06/30/17 15:08	Aqueous	6G78316.	11.8427	0.0144	12.4673	0.0465
6G78329.D	AC98699-004	06/30/17 15:26	Aqueous	6G78316.	11.8425	0.0127	12.4659	0.0353
6G78330.D	100PPB	06/30/17 16:22	Aqueous	6G78316.	11.8464	0.0456	12.4675	0.0481
6G78331.D	CAL PEST@100PPB	06/30/17 22:01	Aqueous	6G78316.	11.8440	0.0253	12.4618	0.0024
6G78332.D	BLK	06/30/17 22:36	Aqueous	6G78331.	11.8407	0.0279	12.4645	0.0217

Drift Compound: DCB-Surrogate

Drift Limit(s): 0.5 (Pest/Pcb) 1.5(Herb/Tph)

* - Values outside of limits for this column/run

Form 5

Method: EPA 8081B

Instrument: GC_5

Column: DB-17/1701P 30M 0.32mm ID 0.25um film

Data File	Sample#	Analysis Date/Time	Matrix	Reference File	Column 1 RT	Column 1 % Drift	Column 2 RT	Column 2 % Drift
5G71089.D	CAL EVAL	06/30/17 11:15	Aqueous					
5G71090.D	100PPB	06/30/17 11:45	Aqueous					
5G71091.D	CAL PEST@100PPB	06/30/17 12:18	Aqueous	5G71092.	13.2853	0.0023	13.7198	0.0102
5G71092.D	CAL PEST@2PPB	06/30/17 12:48	Aqueous	5G71092.	13.2856	0	13.7184	0
5G71093.D	CAL PEST@10PPB	06/30/17 13:08	Aqueous	5G71092.	13.2851	0.0038	13.7208	0.0175
5G71094.D	CAL PEST@50PPB	06/30/17 13:26	Aqueous	5G71092.	13.2830	0.0196	13.7203	0.0138
5G71095.D	CAL PEST@200PPB	06/30/17 13:44	Aqueous	5G71092.	13.2835	0.0158	13.7196	0.0087
5G71096.D	CAL PEST@400PPB	06/30/17 14:05	Aqueous	5G71092.	13.2837	0.0143	13.7196	0.0087
5G71097.D	CAL CHLOR@100PPB	06/30/17 14:26	Aqueous	5G71092.	13.2860	0.003	13.7215	0.0226
5G71098.D	CAL TOX@500PPB	06/30/17 14:46	Aqueous	5G71092.	13.2851	0.0038	13.7213	0.0211
5G71099.D	ICV	06/30/17 15:07	Aqueous	5G71092.	13.2842	0.0105	13.7193	0.0066

Drift Compound: DCB-Surrogate Drift Limit(s): 0.5 (Pest/Pcb) 1.5(Herb/Tph) * - Values outside of limits for this column/run

Form 5

Method: EPA 8081B

Instrument: GC_5

Column: DB-17/1701P 30M 0.32mm ID 0.25um film

Data File	Sample#	Analysis Date/Time	Matrix	Reference File	Column 1 RT	Column 1 % Drift	Column 2 RT	Column 2 % Drift
5G71100.D	CAL EVAL	07/03/17 10:31	Aqueous					
5G71101.D	CAL PEST@100PPB	07/03/17 11:15	Aqueous	5G71101.	13.2873	0	13.7203	0
5G71102.D	AC98267-001	07/03/17 11:40	Soil	5G71101.	13.2832	0.0309	13.7179	0.0175
5G71103.D	AC98267-002	07/03/17 11:58	Soil	5G71101.	13.2802	0.0534	13.7175	0.0204
5G71104.D	AC98267-005	07/03/17 12:16	Soil	5G71101.	13.2792	0.061	13.7155	0.035
5G71105.D	AC98267-006	07/03/17 12:37	Soil	5G71101.	13.2801	0.0542	13.7154	0.0357
5G71106.D	AC98734-004	07/03/17 12:55	Soil	5G71101.	13.2783	0.0678	13.7153	0.0364
5G71107.D	AC98711-004	07/03/17 13:13	Soil	5G71101.	13.2763	0.0828	13.7134	0.0503
5G71108.D	AC98662-008	07/03/17 13:31	Soil	5G71101.	13.2782	0.0685	13.7146	0.0416
5G71109.D	AC98719-001(MS)	07/03/17 13:49	Soil	5G71101.	13.2777	0.0723	13.7147	0.0408
5G71110.D	AC98719-001(MSD)	07/03/17 14:07	Soil	5G71101.	13.2788	0.064	13.7148	0.0401
5G71111.D	AC98719-001	07/03/17 14:25	Soil	5G71101.	13.2774	0.0745	13.7140	0.0459
5G71112.D	100PPB	07/03/17 15:23	Soil	5G71101.	13.2793	0.0602	13.7156	0.0343
5G71113.D	CAL PEST@100PPB	07/03/17 15:41	Soil	5G71101.	13.2793	0.0602	13.7158	0.0328

Drift Compound: DCB-Surrogate Drift Limit(s): 0.5 (Pest/Pcb) 1.5(Herb/Tph) * - Values outside of limits for this column/run

Form 6
Initial Calibration

Method: EPA 8081B

Instrument: GC_6

Level #:	Data File:	Cal Identifier:	Analysis Date/Time	Level #:	Data File:	Cal Identifier:	Analysis Date/Time
1	6G78225.D	CAL PEST@2PPB	06/27/17 11:50	2	6G78226.D	CAL PEST@10PPB	06/27/17 12:09
3	6G78224.D	CAL PEST@50PPB	06/27/17 11:21	4	6G78227.D	CAL PEST@100PPB	06/27/17 12:26
5	6G78228.D	CAL PEST@200PPB	06/27/17 12:44	6	6G78229.D	CAL PEST@400PPB	06/27/17 13:02
7	6G78230.D	CAL CHLOR@100PP	06/27/17 13:19	8	6G78231.D	CAL TOX@500PPB	06/27/17 13:37

Compound	Col	Mr	Fit:	RF1	RF2	RF3	RF4	RF5	RF6	RF7	RF8	AvgRf	RT	Corr1	Corr2	%Rsd	Calibration Level Concentrations Lvl1	Lvl2	Lvl3	Lvl4	Lvl5	Lvl6	Lvl7	Lvl8
TCMX-Surrogate	1	0	Avg	1.0332	0.9941	0.8710	0.8982	0.8598	0.8122	----	----	0.911	4.64	0.999	1.00	9.3	2.00	10.00	50.00	100.0	200.0	400.0		
alpha-BHC	1	0	Qua	0.9073	0.9520	0.9958	1.1286	1.1569	1.1581	----	----	1.05	5.85	1.00	1.00	11	2.00	10.00	50.00	100.0	200.0	400.0		
gamma-BHC	1	0	Avg	0.9077	0.9654	0.9495	1.0627	1.0737	1.0602	----	----	1.00	6.38	1.00	1.00	7.1	2.00	10.00	50.00	100.0	200.0	400.0		
beta-BHC	1	0	Avg	0.6614	0.6293	0.5330	0.5650	0.5481	0.5237	----	----	0.577	7.30	0.999	1.00	9.7	2.00	10.00	50.00	100.0	200.0	400.0		
Heptachlor	1	0	Avg	1.0126	0.9203	0.8052	0.8729	0.8758	0.8594	----	----	0.891	6.66	1.00	1.00	7.9	2.00	10.00	50.00	100.0	200.0	400.0		
delta-BHC	1	0	Qua	0.7310	0.7804	0.7841	0.9095	0.9511	0.9578	----	----	0.852	7.63	1.00	1.00	12	2.00	10.00	50.00	100.0	200.0	400.0		
Aldrin	1	0	Avg	0.8564	0.8948	0.8594	0.9707	0.9847	0.9739	----	----	0.923	7.03	1.00	1.00	6.5	2.00	10.00	50.00	100.0	200.0	400.0		
Heptachlor Epoxide	1	0	Avg	0.8831	0.8951	0.7949	0.8815	0.8776	0.8640	----	----	0.866	7.88	1.00	1.00	4.2	2.00	10.00	50.00	100.0	200.0	400.0		
γ-chlordane	1	0	Avg	0.9078	0.9410	0.8422	0.9498	0.9766	0.9826	----	----	0.933	8.28	1.00	1.00	5.6	2.00	10.00	50.00	100.0	200.0	400.0		
α-chlordane	1	0	Avg	0.9692	0.9498	0.8330	0.9179	0.9192	0.9176	----	----	0.918	8.35	1.00	1.00	5.1	2.00	10.00	50.00	100.0	200.0	400.0		
Endosulfan I	1	0	Avg	0.7378	0.7576	0.6847	0.7479	0.7351	0.7073	----	----	0.728	8.24	0.999	1.00	3.7	2.00	10.00	50.00	100.0	200.0	400.0		
p,p'-DDE	1	0	Qua	0.7078	0.7715	0.7331	0.8509	0.8787	0.8873	----	----	0.805	8.44	1.00	1.00	9.6	2.00	10.00	50.00	100.0	200.0	400.0		
Dieldrin	1	0	Avg	0.7883	0.7849	0.7135	0.8085	0.8328	0.8353	----	----	0.794	8.69	1.00	1.00	5.6	2.00	10.00	50.00	100.0	200.0	400.0		
Endrin	1	0	Qua	1.4336	0.7934	0.6667	0.7350	0.7553	0.7462	----	----	0.855	8.95	1.00	1.00	33	2.00	10.00	50.00	100.0	200.0	400.0		
p,p'-DDD	1	0	Avg	0.7374	0.6695	0.5858	0.6718	0.6854	0.6886	----	----	0.673	9.40	1.00	1.00	7.3	2.00	10.00	50.00	100.0	200.0	400.0		
Endosulfan II	1	0	Avg	0.8094	0.7625	0.6734	0.7438	0.7529	0.7474	----	----	0.748	9.52	1.00	1.00	5.9	2.00	10.00	50.00	100.0	200.0	400.0		
p,p'-DDT	1	0	Qua	0.3791	0.3968	0.3883	0.4621	0.5027	0.5340	----	----	0.444	9.61	0.998	1.00	15	2.00	10.00	50.00	100.0	200.0	400.0		
Endrin Aldehyde	1	0	Qua	0.5534	0.5514	0.4820	0.5179	0.5604	0.5667	----	----	0.539	10.02	0.999	1.00	6.0	2.00	10.00	50.00	100.0	200.0	400.0		
Endosulfan Sulfate	1	0	Avg	0.5455	0.5940	0.5167	0.5697	0.5867	0.6074	----	----	0.570	10.39	0.999	1.00	5.9	2.00	10.00	50.00	100.0	200.0	400.0		
Methoxychlor	1	0	Avg	0.2501	0.2889	0.2541	0.2829	0.3039	0.3071	----	----	0.281	10.31	0.999	1.00	8.6	2.00	10.00	50.00	100.0	200.0	400.0		
Endrin Ketone	1	0	Avg	0.7466	0.6147	0.5766	0.6303	0.6368	0.6469	----	----	0.642	10.90	1.00	1.00	8.9	2.00	10.00	50.00	100.0	200.0	400.0		
DCB-Surrogate	1	0	Qua	0.8678	0.8753	0.6970	0.7211	0.6841	0.6543	----	----	0.750	11.85	0.999	1.00	13	2.00	10.00	50.00	100.0	200.0	400.0		
Chlordane (Technical)	1	1	Avg	----	----	----	----	----	----	----	----	0.0519	6.66	-1	-1	Lvl=7	100.0							
Chlordane (Technical)	1	2	Avg	----	----	----	----	----	----	----	----	0.113	8.28	-1	-1	Lvl=7	100.0							
Chlordane (Technical)	1	3	Avg	----	----	----	----	----	----	----	----	0.174	8.35	-1	-1	Lvl=7	100.0							
Toxaphene	1	1	Avg	----	----	----	----	----	----	----	----	0.0116	9.08	-1	-1	Lvl=8	500.0							
Toxaphene	1	2	Avg	----	----	----	----	----	----	----	----	0.00634	9.21	-1	-1	Lvl=8	500.0							
Toxaphene	1	3	Avg	----	----	----	----	----	----	----	----	0.0136	9.55	-1	-1	Lvl=8	500.0							
Toxaphene	1	4	Avg	----	----	----	----	----	----	----	----	0.0108	9.88	-1	-1	Lvl=8	500.0							
Toxaphene	1	5	Avg	----	----	----	----	----	----	----	----	0.0150	10.34	-1	-1	Lvl=8	500.0							
TCMX-Surrogate	2	0	Avg	0.4811	0.4446	0.4245	0.4382	0.4310	0.4155	----	----	0.439	4.70	1.00	1.00	5.2	2.00	10.00	50.00	100.0	200.0	400.0		
alpha-BHC	2	0	Qua	0.3767	0.4045	0.4796	0.5556	0.5926	0.6066	----	----	0.503	5.64	0.999	1.00	19	2.00	10.00	50.00	100.0	200.0	400.0		
gamma-BHC	2	0	Qua	0.3942	0.4146	0.4630	0.5227	0.5445	0.5506	----	----	0.482	6.18	1.00	1.00	14	2.00	10.00	50.00	100.0	200.0	400.0		
beta-BHC	2	0	Avg	0.3119	0.3234	0.2951	0.3010	0.2934	0.2830	----	----	0.301	6.26	1.00	1.00	4.8	2.00	10.00	50.00	100.0	200.0	400.0		
Heptachlor	2	0	Avg	0.4136	0.3883	0.3567	0.3811	0.3947	0.4043	----	----	0.390	6.63	1.00	1.00	5.1	2.00	10.00	50.00	100.0	200.0	400.0		
delta-BHC	2	0	Qua	0.3351	0.3686	0.4240	0.4853	0.5189	0.5299	----	----	0.444	6.77	0.999	1.00	18	2.00	10.00	50.00	100.0	200.0	400.0		

Avg Rsd Col 1: 9.10 Avg Rsd Col 2: 8.91

Flags

c - failed the initial calibration criteria(if applicable)

Note:

Col = Column Number
Mr = MultiPeak Analyte 0=single peak analyte..>0=multi peak analyte (i.e. pcb/chlordane etc..)
Fit = Indicates whehter Avg RF, Linear, or Quadratic Curve was used for compound.
Corr 1 = Correlation Coefficient for linear Eq.
Corr 2 = Correlation Coefficient for quad Eq.

All Response Factors = Response Factors / 10000
Initial Calibration Criteria: either %RSD <=20 or Corr >= .995
Columns: Signal #1 db-1701 ; Signal #2 db-608

^Lvl: These compounds use a single pt calibration as specified by the method. The file used to update this calibration point is listed in the header under level #

7062812 0309

Form 6
Initial Calibration

Method: EPA 8081B

Instrument: GC_6

Level #:	Data File:	Cal Identifier:	Analysis Date/Time	Level #:	Data File:	Cal Identifier:	Analysis Date/Time
1	6G78225.D	CAL PEST@2PPB	06/27/17 11:50	2	6G78226.D	CAL PEST@10PPB	06/27/17 12:09
3	6G78224.D	CAL PEST@50PPB	06/27/17 11:21	4	6G78227.D	CAL PEST@100PPB	06/27/17 12:26
5	6G78228.D	CAL PEST@200PPB	06/27/17 12:44	6	6G78229.D	CAL PEST@400PPB	06/27/17 13:02
7	6G78230.D	CAL CHLOR@100PP	06/27/17 13:19	8	6G78231.D	CAL TOX@500PPB	06/27/17 13:37

Compound	Col	Mr	Fit:	RF1	RF2	RF3	RF4	RF5	RF6	RF7	RF8	AvgRf	RT	Corr1	Corr2	%Rsd	Calibration Level Concentrations Lvl1	Lvl2	Lvl3	Lvl4	Lvl5	Lvl6	Lvl7	Lvl8
Aldrin	2	0	Qua	0.3742	0.3893	0.4093	0.4615	0.4893	0.5014	----	----	0.438	7.08	0.999	1.00	12	2.00	10.00	50.00	100.0	200.0	400.0		
Heptachlor Epoxide	2	0	Avg	0.5281	0.4260	0.4037	0.4245	0.4351	0.4392	----	----	0.443	7.81	1.00	1.00	9.8	2.00	10.00	50.00	100.0	200.0	400.0		
v-chlordane	2	0	Avg	0.4360	0.4256	0.4044	0.4386	0.4588	0.4697	----	----	0.439	8.02	1.00	1.00	5.3	2.00	10.00	50.00	100.0	200.0	400.0		
a-chlordane	2	0	Avg	0.3814	0.3878	0.3864	0.4204	0.4317	0.4330	----	----	0.407	8.23	1.00	1.00	5.9	2.00	10.00	50.00	100.0	200.0	400.0		
Endosulfan I	2	0	Avg	0.3995	0.4110	0.3935	0.4253	0.4470	0.4643	----	----	0.423	8.28	0.999	1.00	6.6	2.00	10.00	50.00	100.0	200.0	400.0		
p,p'-DDE	2	0	Qua	0.3420	0.3536	0.3744	0.4210	0.4462	0.4603	----	----	0.400	8.52	0.999	1.00	12	2.00	10.00	50.00	100.0	200.0	400.0		
Dieldrin	2	0	Avg	0.3607	0.3584	0.3651	0.4059	0.4306	0.4457	----	----	0.394	8.67	0.999	1.00	9.7	2.00	10.00	50.00	100.0	200.0	400.0		
Endrin	2	0	Avg	0.3077	0.3038	0.3191	0.3502	0.3722	0.3824	----	----	0.339	9.14	0.999	1.00	10	2.00	10.00	50.00	100.0	200.0	400.0		
p,p'-DDD	2	0	Avg	0.3119	0.3150	0.3137	0.3424	0.3555	0.3624	----	----	0.333	9.23	0.999	1.00	6.8	2.00	10.00	50.00	100.0	200.0	400.0		
Endosulfan II	2	0	Avg	0.3527	0.3709	0.3564	0.3824	0.3949	0.4050	----	----	0.377	9.36	1.00	1.00	5.5	2.00	10.00	50.00	100.0	200.0	400.0		
p,p'-DDT	2	0	Avg	0.2225	0.2333	0.2218	0.2344	0.2488	0.2670	----	----	0.238	9.61	0.998	1.00	7.3	2.00	10.00	50.00	100.0	200.0	400.0		
Endrin Aldehyde	2	0	Avg	0.3868	0.3573	0.3146	0.3235	0.3237	0.3222	----	----	0.338	9.77	1.00	1.00	8.3	2.00	10.00	50.00	100.0	200.0	400.0		
Endosulfan Sulfate	2	0	Avg	0.3161	0.3220	0.2924	0.3083	0.3186	0.3258	----	----	0.314	9.92	1.00	1.00	3.8	2.00	10.00	50.00	100.0	200.0	400.0		
Methoxychlor	2	0	Avg	0.1518	0.1473	0.1417	0.1402	0.1438	0.1425	----	----	0.145	10.68	1.00	1.00	3.0	2.00	10.00	50.00	100.0	200.0	400.0		
Endrin Ketone	2	0	Avg	0.3687	0.3617	0.3585	0.3789	0.3886	0.3874	----	----	0.374	10.91	1.00	1.00	3.5	2.00	10.00	50.00	100.0	200.0	400.0		
DCB-Surrogate	2	0	Qua	0.6010	0.5110	0.4246	0.4147	0.3942	0.3778	----	----	0.454	12.47	0.999	1.00	19	2.00	10.00	50.00	100.0	200.0	400.0		
Chlordane (Technical)	2	1	Avg	----	----	----	----	----	----	----	----	0.0225	6.63	-1	-1	Lvl=7	100.0							
Chlordane (Technical)	2	2	Avg	----	----	----	----	----	----	----	----	0.0820	8.02	-1	-1	Lvl=7	100.0							
Chlordane (Technical)	2	3	Avg	----	----	----	----	----	----	----	----	0.0453	8.23	-1	-1	Lvl=7	100.0							
Toxaphene	2	1	Avg	----	----	----	----	----	----	----	----	0.00452	8.91	-1	-1	Lvl=8	500.0							
Toxaphene	2	2	Avg	----	----	----	----	----	----	----	----	0.00512	9.17	-1	-1	Lvl=8	500.0							
Toxaphene	2	3	Avg	----	----	----	----	----	----	----	----	0.00467	9.66	-1	-1	Lvl=8	500.0							
Toxaphene	2	4	Avg	----	----	----	----	----	----	----	----	0.00722	10.41	-1	-1	Lvl=8	500.0							
Toxaphene	2	5	Avg	----	----	----	----	----	----	----	----	0.00516	10.49	-1	-1	Lvl=8	500.0							

Avg Rsd Col 1: 9.10 Avg Rsd Col 2: 8.91

Flags

c - failed the initial calibration criteria(if applicable)

Note:

Col = Column Number
Mr = MultiPeak Analyte 0=single peak analyte..>0=multi peak analyte (i.e. ncb/chlordane etc..)
Fit = Indicates whehter Avg RF, Linear, or Quadratic Curve was used for compound.
Corr 1 = Correlation Coefficient for linear Eq.
Corr 2 = Correlation Coefficient for quad Eq.

All Response Factors = Response Factors / 10000
Initial Calibration Criteria: either %RSD <=20 or Corr >= .995
Columns: Signal #1 db-1701 : Signal #2 db-608

^Lvl: These compounds use a single pt calibration as specified by the method. The file used to update this calibration point is listed in the header under level #.

7062812 0310

Form 6
Initial Calibration

Method: EPA 8081B

Instrument: GC_5

Level #:	Data File:	Cal Identifier:	Analysis Date/Time	Level #:	Data File:	Cal Identifier:	Analysis Date/Time
1	5G71092.D	CAL PEST@2PPB	06/30/17 12:48	2	5G71093.D	CAL PEST@10PPB	06/30/17 13:08
3	5G71094.D	CAL PEST@50PPB	06/30/17 13:26	4	5G71091.D	CAL PEST@100PPB	06/30/17 12:18
5	5G71095.D	CAL PEST@200PPB	06/30/17 13:44	6	5G71096.D	CAL PEST@400PPB	06/30/17 14:05
7	5G71097.D	CAL CHLOR@100PP	06/30/17 14:26	8	5G71098.D	CAL TOX@500PPB	06/30/17 14:46

Compound	Col	Mr	Fit:	RF1	RF2	RF3	RF4	RF5	RF6	RF7	RF8	AvgRf	RT	Corr1	Corr2	%Rsd	Calibration Level Concentrations Lvl1	Lvl2	Lvl3	Lvl4	Lvl5	Lvl6	Lvl7	Lvl8
TCMX-Surrogate	1	0	Avg	65.258	67.327	72.582	68.931	67.699	65.514	----	----	67.9	6.24	1.00	1.00	4.0	2.00	10.00	50.00	100.0	200.0	400.0		
alpha-BHC	1	0	Avg	85.077	94.265	98.902	101.16	100.08	100.67	----	----	96.7	7.53	1.00	1.00	6.4	2.00	10.00	50.00	100.0	200.0	400.0		
gamma-BHC	1	0	Avg	81.521	85.990	89.159	88.682	90.204	90.856	----	----	87.7	8.06	1.00	1.00	4.0	2.00	10.00	50.00	100.0	200.0	400.0		
beta-BHC	1	0	Avg	39.204	38.722	38.261	37.797	37.842	37.787	----	----	38.3	8.96	1.00	1.00	1.5	2.00	10.00	50.00	100.0	200.0	400.0		
Heptachlor	1	0	Qua	106.60	78.698	75.111	80.113	75.565	76.515	----	----	82.1	8.33	1.00	1.00	15	2.00	10.00	50.00	100.0	200.0	400.0		
delta-BHC	1	0	Avg	76.915	79.994	85.559	87.156	88.088	88.951	----	----	84.4	9.28	1.00	1.00	5.8	2.00	10.00	50.00	100.0	200.0	400.0		
Aldrin	1	0	Avg	75.193	80.163	84.089	85.178	83.258	82.652	----	----	81.8	8.69	1.00	1.00	4.4	2.00	10.00	50.00	100.0	200.0	400.0		
Heptachlor Epoxide	1	0	Qua	108.09	78.296	75.720	75.734	74.665	74.211	----	----	81.1	9.51	1.00	1.00	16	2.00	10.00	50.00	100.0	200.0	400.0		
y-chlordane	1	0	Avg	74.695	75.319	77.498	78.090	77.825	78.101	----	----	76.9	9.89	1.00	1.00	2.0	2.00	10.00	50.00	100.0	200.0	400.0		
a-chlordane	1	0	Avg	74.365	73.914	74.902	75.623	74.465	74.356	----	----	74.6	9.96	1.00	1.00	0.79	2.00	10.00	50.00	100.0	200.0	400.0		
Endosulfan I	1	0	Avg	65.860	63.758	65.623	70.736	66.470	67.119	----	----	66.6	9.85	1.00	1.00	3.5	2.00	10.00	50.00	100.0	200.0	400.0		
p,p'-DDE	1	0	Avg	64.527	70.199	75.014	77.091	76.271	76.657	----	----	73.3	10.05	1.00	1.00	6.8	2.00	10.00	50.00	100.0	200.0	400.0		
Dieldrin	1	0	Avg	67.779	71.119	74.527	79.492	76.244	76.714	----	----	74.3	10.28	1.00	1.00	5.7	2.00	10.00	50.00	100.0	200.0	400.0		
Endrin	1	0	Avg	62.473	59.799	62.943	73.982	66.024	67.452	----	----	65.4	10.53	0.998	0.998	7.6	2.00	10.00	50.00	100.0	200.0	400.0		
p,p'-DDD	1	0	Avg	63.654	67.325	66.104	62.922	64.304	64.452	----	----	64.8	10.96	1.00	1.00	2.5	2.00	10.00	50.00	100.0	200.0	400.0		
Endosulfan II	1	0	Avg	58.376	63.000	64.216	67.160	65.564	66.730	----	----	64.2	11.07	1.00	1.00	5.0	2.00	10.00	50.00	100.0	200.0	400.0		
p,p'-DDT	1	0	Qua	26.871	30.220	44.087	64.260	55.480	60.383	----	----	46.9	11.15	0.997	0.997	34	2.00	10.00	50.00	100.0	200.0	400.0		
Endrin Aldehyde	1	0	Avg	46.757	43.882	46.449	48.858	47.580	48.287	----	----	47.0	11.54	1.00	1.00	3.8	2.00	10.00	50.00	100.0	200.0	400.0		
Endosulfan Sulfate	1	0	Avg	54.960	52.630	53.322	59.971	56.967	57.100	----	----	55.8	11.89	1.00	1.00	4.9	2.00	10.00	50.00	100.0	200.0	400.0		
Methoxychlor	1	0	Qua	18.765	16.829	22.110	35.078	27.603	29.841	----	----	25.0	11.81	0.994	0.994	28	2.00	10.00	50.00	100.0	200.0	400.0		
Endrin Ketone	1	0	Avg	54.140	59.561	63.072	64.001	64.523	65.484	----	----	61.8	12.38	1.00	1.00	6.9	2.00	10.00	50.00	100.0	200.0	400.0		
DCB-Surrogate	1	0	Avg	54.913	51.252	47.903	52.918	47.973	48.470	----	----	50.6	13.28	0.999	0.999	5.8	2.00	10.00	50.00	100.0	200.0	400.0		
Chlordane (Technical)	1	1	Avg	----	----	----	----	----	----	----	----	3.24	8.14	-1	-1	Lvl=7	100.0							
Chlordane (Technical)	1	2	Avg	----	----	----	----	----	----	----	----	8.83	9.90	-1	-1	Lvl=7	100.0							
Chlordane (Technical)	1	3	Avg	----	----	----	----	----	----	----	----	13.2	9.96	-1	-1	Lvl=7	100.0							
Toxaphene	1	1	Avg	----	----	----	----	----	----	----	----	0.269	10.11	-1	-1	Lvl=8	500.0							
Toxaphene	1	2	Avg	----	----	----	----	----	----	----	----	0.939	10.65	-1	-1	Lvl=8	500.0							
Toxaphene	1	3	Avg	----	----	----	----	----	----	----	----	1.15	11.10	-1	-1	Lvl=8	500.0							
Toxaphene	1	4	Avg	----	----	----	----	----	----	----	----	0.864	11.41	-1	-1	Lvl=8	500.0							
Toxaphene	1	5	Avg	----	----	----	----	----	----	----	----	1.15	11.84	-1	-1	Lvl=8	500.0							
TCMX-Surrogate	2	0	Avg	46.944	48.669	48.318	45.172	46.802	43.402	----	----	46.6	6.20	0.999	1.00	4.3	2.00	10.00	50.00	100.0	200.0	400.0		
alpha-BHC	2	0	Avg	62.232	65.491	69.540	68.458	69.727	69.290	----	----	67.5	7.22	1.00	1.00	4.4	2.00	10.00	50.00	100.0	200.0	400.0		
gamma-BHC	2	0	Avg	56.917	57.760	60.306	57.148	60.598	60.485	----	----	58.9	7.76	1.00	1.00	3.0	2.00	10.00	50.00	100.0	200.0	400.0		
beta-BHC	2	0	Avg	33.784	32.530	29.828	26.910	29.266	29.145	----	----	30.2	7.84	0.999	1.00	8.3	2.00	10.00	50.00	100.0	200.0	400.0		
Heptachlor	2	0	Avg	56.483	46.763	47.557	52.875	48.962	49.721	----	----	50.4	8.19	1.00	1.00	7.3	2.00	10.00	50.00	100.0	200.0	400.0		
delta-BHC	2	0	Avg	74.666	63.796	62.574	56.906	63.797	64.354	----	----	64.3	8.34	0.999	0.999	8.9	2.00	10.00	50.00	100.0	200.0	400.0		

Avg Rsd Col 1: 7.92 Avg Rsd Col 2: 7.18

Flags

c - failed the initial calibration criteria(if applicable)

Note:

Col = Column Number
Mr = MultiPeak Analyte 0=single peak analyte..>0=multi peak analyte (i.e. pcb/chlordane etc..)
Fit = Indicates whehter Avg RF, Linear, or Quadratic Curve was used for compound.
Corr 1 = Correlation Coefficient for linear Eq.
Corr 2 = Correlation Coefficient for quad Eq.

All Response Factors = Response Factors / 10000
Initial Calibration Criteria: either %RSD <=20 or Corr >= .995
Columns: Signal #1 db-1701 : Signal #2 db-608

^Lvl: These compounds use a single pt calibration as specified by the method. The file used to update this calibration point is listed in the header under level #

7062812 0311

Form 6
Initial Calibration

Method: EPA 8081B

Instrument: GC_5

Level #:	Data File:	Cal Identifier:	Analysis Date/Time	Level #:	Data File:	Cal Identifier:	Analysis Date/Time
1	5G71092.D	CAL PEST@2PPB	06/30/17 12:48	2	5G71093.D	CAL PEST@10PPB	06/30/17 13:08
3	5G71094.D	CAL PEST@50PPB	06/30/17 13:26	4	5G71091.D	CAL PEST@100PPB	06/30/17 12:18
5	5G71095.D	CAL PEST@200PPB	06/30/17 13:44	6	5G71096.D	CAL PEST@400PPB	06/30/17 14:05
7	5G71097.D	CAL CHLOR@100PP	06/30/17 14:26	8	5G71098.D	CAL TOX@500PPB	06/30/17 14:46

Compound	Col	Mr	Fit:	RF1	RF2	RF3	RF4	RF5	RF6	RF7	RF8	AvgRf	RT	Corr1	Corr2	%Rsd	Calibration Level Concentrations Lvl1	Lvl2	Lvl3	Lvl4	Lvl5	Lvl6	Lvl7	Lvl8
Aldrin	2	0	Avg	51.994	53.678	55.861	52.556	55.358	54.820	----	----	54.0	8.63	1.00	1.00	2.9	2.00	10.00	50.00	100.0	200.0	400.0		
Heptachlor Epoxide	2	0	Avg	49.731	52.845	52.620	45.592	48.776	48.568	----	----	49.7	9.34	1.00	1.00	5.5	2.00	10.00	50.00	100.0	200.0	400.0		
v-chlordane	2	0	Avg	56.433	52.674	53.402	49.222	53.929	53.907	----	----	53.3	9.54	0.999	1.00	4.4	2.00	10.00	50.00	100.0	200.0	400.0		
a-chlordane	2	0	Avg	51.378	45.543	46.111	46.622	47.224	47.732	----	----	47.4	9.73	1.00	1.00	4.4	2.00	10.00	50.00	100.0	200.0	400.0		
Endosulfan I	2	0	Avg	58.117	54.768	54.017	48.138	52.690	51.784	----	----	53.3	9.78	0.999	0.999	6.2	2.00	10.00	50.00	100.0	200.0	400.0		
p,p'-DDE	2	0	Avg	45.308	47.247	50.050	42.799	51.818	52.161	----	----	48.2	10.02	0.998	0.998	7.8	2.00	10.00	50.00	100.0	200.0	400.0		
Dieldrin	2	0	Avg	51.814	51.508	53.180	51.057	53.978	51.133	----	----	52.1	10.15	0.999	1.00	2.3	2.00	10.00	50.00	100.0	200.0	400.0		
Endrin	2	0	Avg	41.989	38.993	40.511	44.046	42.330	42.937	----	----	41.8	10.60	1.00	1.00	4.3	2.00	10.00	50.00	100.0	200.0	400.0		
p,p'-DDD	2	0	Avg	45.063	46.676	45.865	37.886	45.293	45.259	----	----	44.3	10.69	0.998	0.998	7.3	2.00	10.00	50.00	100.0	200.0	400.0		
Endosulfan II	2	0	Avg	45.003	50.711	48.324	45.336	47.619	47.558	----	----	47.4	10.81	1.00	1.00	4.4	2.00	10.00	50.00	100.0	200.0	400.0		
p,p'-DDT	2	0	Qua	31.617	21.341	27.736	38.944	35.187	38.471	----	----	32.2	11.05	0.997	0.998	21	2.00	10.00	50.00	100.0	200.0	400.0		
Endrin Aldehyde	2	0	Avg	40.405	35.581	35.007	35.072	35.128	35.386	----	----	36.1	11.19	1.00	1.00	5.9	2.00	10.00	50.00	100.0	200.0	400.0		
Endosulfan Sulfate	2	0	Avg	48.259	41.037	39.774	38.076	39.905	39.868	----	----	41.2	11.34	1.00	1.00	8.8	2.00	10.00	50.00	100.0	200.0	400.0		
Methoxychlor	2	0	Qua	16.754	11.155	13.445	19.333	16.556	18.184	----	----	15.9	12.05	0.996	0.997	19	2.00	10.00	50.00	100.0	200.0	400.0		
Endrin Ketone	2	0	Avg	37.700	46.202	45.870	41.466	46.115	46.793	----	----	44.0	12.26	0.999	1.00	8.3	2.00	10.00	50.00	100.0	200.0	400.0		
DCB-Surrogate	2	0	Avg	40.124	38.766	34.580	31.812	34.016	34.130	----	----	35.6	13.72	1.00	1.00	8.9	2.00	10.00	50.00	100.0	200.0	400.0		
Chlordane (Technical)	2	1	Avg	----	----	----	----	----	----	----	----	2.51	7.98	-1	-1	Lvl=7	100.0							
Chlordane (Technical)	2	2	Avg	----	----	----	----	----	----	----	----	5.98	9.54	-1	-1	Lvl=7	100.0							
Chlordane (Technical)	2	3	Avg	----	----	----	----	----	----	----	----	5.29	9.73	-1	-1	Lvl=7	100.0							
Toxaphene	2	1	Avg	----	----	----	----	----	----	----	----	0.290	9.89	-1	-1	Lvl=8	500.0							
Toxaphene	2	2	Avg	----	----	----	----	----	----	----	----	0.891	10.82	-1	-1	Lvl=8	500.0							
Toxaphene	2	3	Avg	----	----	----	----	----	----	----	----	0.573	11.09	-1	-1	Lvl=8	500.0							
Toxaphene	2	4	Avg	----	----	----	----	----	----	----	----	0.765	11.80	-1	-1	Lvl=8	500.0							
Toxaphene	2	5	Avg	----	----	----	----	----	----	----	----	0.612	11.87	-1	-1	Lvl=8	500.0							

Avg Rsd Col 1: 7.92 Avg Rsd Col 2: 7.18

Flags

c - failed the initial calibration criteria(if applicable)

Note:

Col = Column Number
Mr = MultiPeak Analyte 0=single peak analyte..>0=multi peak analyte (i.e. pcb/chlordane etc..)
Fit = Indicates whehter Avg RF, Linear, or Quadratic Curve was used for compound.
Corr 1 = Correlation Coefficient for linear Eq.
Corr 2 = Correlation Coefficient for quad Eq.

All Response Factors = Response Factors / 10000
Initial Calibration Criteria: either %RSD <=20 or Corr >= .995
Columns: Signal #1 db-1701 : Signal #2 db-608

^Lvl: These compounds use a single pt calibration as specified by the method. The file used to update this calibration point is listed in the header under level #

7062812 0312

Form7
Continuing Calibration

Method: EPA 8081B

Data File:				5G71101.D			5G71113.D			6G78316.D			6G78331.D									
Method:				8081			8081			8081			8081									
Calibration Name:				CAL PEST@100PP			CAL PEST@100PP			CAL PEST@100PP			CAL PEST@100PP									
Calibration Date/Time				07/03/17 11:15			07/03/17 15:41			06/30/17 11:35			06/30/17 22:01									
Compound	Limit	Col	Mr	Conc	Conc Exp	%Diff	Conc	Conc Exp	%Diff	Conc	Conc Exp	%Diff	Conc	Conc Exp	%Diff	Conc	Conc Exp	%Diff	Conc	Conc Exp	%Diff	
TCMX-Surrogate	20	1	0	102.1	100	2.1	103.9	100	3.9	96.22	100	3.8	96.82	100	3.2							
alpha-BHC	20	1	0	105.3	100	5.3	100.9	100	0.9	100.1	100	0.1	102.4	100	2.4							
gamma-BHC	20	1	0	104.9	100	4.9	99.49	100	0.5	105.9	100	5.8	105.9	100	5.9							
beta-BHC	20	1	0	101	100	1.0	96.88	100	3.1	102.2	100	2.2	103.7	100	3.7							
Heptachlor	20	1	0	101.1	100	1.1	97.94	100	2.1	90.39	100	9.6	86.45	100	13.6							
delta-BHC	20	1	0	106.3	100	6.3	100.7	100	0.7	105.8	100	5.8	101.8	100	1.8							
Aldrin	20	1	0	104.9	100	4.9	101.0	100	1.0	107.6	100	7.6	108.1	100	8.1							
Heptachlor Epoxide	20	1	0	104.4	100	4.4	101	100	1.0	105.0	100	5.0	105.9	100	5.8							
y-chlordane	20	1	0	102.3	100	2.3	97.23	100	2.8	109.2	100	9.2	111.6	100	11.6							
a-chlordane	20	1	0	101.0	100	1.0	95.76	100	4.2	108.3	100	8.3	109.6	100	9.6							
Endosulfan I	20	1	0	102.7	100	2.7	99.52	100	0.5	108.4	100	8.4	108.6	100	8.6							
p,p'-DDE	20	1	0	105	100	4.9	99.9	100	0.1	108.5	100	8.5	108.2	100	8.2							
Dieldrin	20	1	0	103.9	100	3.9	99.6	100	0.4	109.6	100	9.6	110.4	100	10.4							
Endrin	20	1	0	104.7	100	4.7	100.5	100	0.5	106.9	100	6.9	102.2	100	2.2							
p,p'-DDD	20	1	0	98.27	100	1.7	95.92	100	4.1	108.1	100	8.1	105.2	100	5.2							
Endosulfan II	20	1	0	103.6	100	3.6	99.17	100	0.8	107.3	100	7.3	107.4	100	7.3							
p,p'-DDT	20	1	0	99.38	100	0.6	88.82	100	11.2	109	100	9.0	105.1	100	5.1							
Endrin Aldehyde	20	1	0	102.3	100	2.3	99.1	100	0.9	115.2	100	15.2	113	100	13.0							
Endosulfan Sulfate	20	1	0	100.8	100	0.8	99.6	100	0.4	105.1	100	5.1	107.7	100	7.7							
Methoxychlor	20	1	0	96.99	100	3.0	93.96	100	6.0	109.1	100	9.1	108.2	100	8.2							
Endrin Ketone	20	1	0	103.4	100	3.4	100.8	100	0.8	111.3	100	11.3	107.4	100	7.4							
DCB-Surrogate	20	1	0	94.21	100	5.8	98.41	100	1.6	109.9	100	9.9	108.8	100	8.8							
Average Difference	20	1	0			3.2			2.2			7.5			7.2							
TCMX-Surrogate	20	2	0	99.69	100	0.3	102.0	100	2.0	101.9	100	1.9	102.5	100	2.5							
alpha-BHC	20	2	0	106	100	6.0	101.9	100	1.9	99.14	100	0.9	100.1	100	0.1							
gamma-BHC	20	2	0	105.3	100	5.3	101.5	100	1.5	98.81	100	1.2	98.57	100	1.4							
beta-BHC	20	2	0	98.47	100	1.5	99.2	100	0.8	101.8	100	1.8	102	100	2.0							
Heptachlor	20	2	0	89.82	100	10.2	98.82	100	1.2	92.34	100	7.7	88.75	100	11.3							
delta-BHC	20	2	0	101.9	100	1.9	98.64	100	1.4	101.9	100	1.9	97.94	100	2.1							
Aldrin	20	2	0	106.5	100	6.5	101.6	100	1.6	102.4	100	2.4	103.2	100	3.2							
Heptachlor Epoxide	20	2	0	102.3	100	2.3	97.09	100	2.9	97.19	100	2.8	97.99	100	2.0							
y-chlordane	20	2	0	104.3	100	4.3	92	100	8.0	103.1	100	3.1	104.0	100	4.0							
a-chlordane	20	2	0	103	100	3.0	96.94	100	3.1	107.4	100	7.4	108	100	7.9							
Endosulfan I	20	2	0	102.2	100	2.2	94.67	100	5.3	103.8	100	3.8	104.4	100	4.3							
p,p'-DDE	20	2	0	109	100	9.0	102.4	100	2.4	102.8	100	2.8	102.4	100	2.4							
Dieldrin	20	2	0	105.4	100	5.4	95.08	100	4.9	107.3	100	7.3	107.6	100	7.6							
Endrin	20	2	0	104.2	100	4.2	99.49	100	0.5	108.1	100	8.1	104.2	100	4.2							
p,p'-DDD	20	2	0	98.91	100	1.1	97.02	100	3.0	105.1	100	5.1	103.1	100	3.1							
Endosulfan II	20	2	0	103.1	100	3.1	96.24	100	3.8	107	100	7.0	107.9	100	7.9							
p,p'-DDT	20	2	0	89.77	100	10.2	91.5	100	8.5	95.97	100	4.0	93.94	100	6.1							
Endrin Aldehyde	20	2	0	99.01	100	1.0	94.5	100	5.5	99.62	100	0.4	99.33	100	0.7							
Endosulfan Sulfate	20	2	0	98.6	100	1.4	91.8	100	8.2	101.6	100	1.6	99.05	100	0.9							
Methoxychlor	20	2	0	88.35	100	11.7	97.3	100	2.7	92.02	100	8.0	90.16	100	9.8							
Endrin Ketone	20	2	0	104.7	100	4.7	99.59	100	0.4	107.2	100	7.2	105.8	100	5.8							
DCB-Surrogate	20	2	0	96.34	100	3.7	95.17	100	4.8	100.3	100	0.3	100.5	100	0.5							
Average Difference	20	2	0			4.5			3.4			3.9			4.1							

Flags/Notes: **** - Values outside of limits for this column/run***

Form7

RtWindow Summary

Method: EPA 8081B

Data File:			5G71092.D		6G78225.D		5G71101.D		6G78316.D			
Calibration Name:			CAL PEST@2PPB		CAL PEST@2PPB		CAL PEST@100PPB		CAL PEST@100PPB			
Calibration Date/Time			6/30/2017 12:48:14 PM		6/27/2017 11:50:00 AM		7/3/2017 11:15:31 AM		6/30/2017 11:35:00 AM			
Compound	Col	Mr	Cal RT	Limit	Cal RT	Limit	Cal RT	Limit	Cal RT	Limit	Cal RT	Limit
TCMX-Surrogate	1	0	6.24	(6.18 - 6.30)	4.64	(4.58 - 4.70)	6.25	(6.19 - 6.31)	4.63	(4.57 - 4.69)		
alpha-BHC	1	0	7.53	(7.49 - 7.57)	5.85	(5.81 - 5.89)	7.54	(7.50 - 7.58)	5.84	(5.80 - 5.88)		
gamma-BHC	1	0	8.06	(8.02 - 8.10)	6.37	(6.33 - 6.41)	8.06	(8.02 - 8.10)	6.37	(6.33 - 6.41)		
beta-BHC	1	0	8.96	(8.88 - 9.04)	7.30	(7.22 - 7.38)	8.96	(8.88 - 9.04)	7.29	(7.21 - 7.37)		
Heptachlor	1	0	8.33	(8.29 - 8.37)	6.66	(6.62 - 6.70)	8.34	(8.30 - 8.38)	6.65	(6.61 - 6.69)		
delta-BHC	1	0	9.28	(9.20 - 9.36)	7.63	(7.55 - 7.71)	9.28	(9.20 - 9.36)	7.62	(7.54 - 7.70)		
Aldrin	1	0	8.69	(8.61 - 8.77)	7.03	(6.95 - 7.11)	8.69	(8.61 - 8.77)	7.02	(6.94 - 7.10)		
Heptachlor Epoxide	1	0	9.51	(9.47 - 9.55)	7.88	(7.84 - 7.92)	9.52	(9.48 - 9.56)	7.87	(7.83 - 7.91)		
v-chlordane	1	0	9.90	(9.86 - 9.94)	8.28	(8.24 - 8.32)	9.90	(9.86 - 9.94)	8.27	(8.23 - 8.31)		
a-chlordane	1	0	9.96	(9.92 - 10.00)	8.35	(8.31 - 8.39)	9.96	(9.92 - 10.00)	8.34	(8.30 - 8.38)		
Endosulfan I	1	0	9.85	(9.81 - 9.89)	8.24	(8.20 - 8.28)	9.86	(9.82 - 9.90)	8.23	(8.19 - 8.27)		
p,p'-DDE	1	0	10.05	(9.97 - 10.13)	8.44	(8.36 - 8.52)	10.05	(9.97 - 10.13)	8.43	(8.35 - 8.51)		
Dieldrin	1	0	10.28	(10.20 - 10.36)	8.69	(8.61 - 8.77)	10.28	(10.20 - 10.36)	8.68	(8.60 - 8.76)		
Endrin	1	0	10.53	(10.49 - 10.57)	8.95	(8.91 - 8.99)	10.53	(10.49 - 10.57)	8.94	(8.90 - 8.98)		
o,p'-DDD	1	0	10.96	(10.88 - 11.04)	9.40	(9.32 - 9.48)	10.96	(10.88 - 11.04)	9.39	(9.31 - 9.47)		
Endosulfan II	1	0	11.07	(10.99 - 11.15)	9.52	(9.44 - 9.60)	11.08	(11.00 - 11.16)	9.51	(9.43 - 9.59)		
o,p'-DDT	1	0	11.15	(11.07 - 11.23)	9.61	(9.53 - 9.69)	11.16	(11.08 - 11.24)	9.60	(9.52 - 9.68)		
Endrin Aldehyde	1	0	11.55	(11.47 - 11.63)	10.02	(9.94 - 10.10)	11.55	(11.47 - 11.63)	10.01	(9.93 - 10.09)		
Endosulfan Sulfate	1	0	11.90	(11.86 - 11.94)	10.39	(10.35 - 10.43)	11.90	(11.86 - 11.94)	10.38	(10.34 - 10.42)		
Methoxychlor	1	0	11.81	(11.77 - 11.85)	10.31	(10.27 - 10.35)	11.81	(11.77 - 11.85)	10.30	(10.26 - 10.34)		
Endrin Ketone	1	0	12.38	(12.30 - 12.46)	10.90	(10.82 - 10.98)	12.38	(12.30 - 12.46)	10.89	(10.81 - 10.97)		
DCB-Surrogate	1	0	13.28	(13.22 - 13.34)	11.85	(11.79 - 11.91)	13.29	(13.23 - 13.35)	11.84	(11.78 - 11.90)		
Chlordane (Technical	1	1										
Chlordane (Technical	1	2										
Chlordane (Technical	1	3										
Toxaphene	1	1	10.11	(10.07 - 10.15)	9.08	(9.04 - 9.12)						
Toxaphene	1	2	10.65	(10.61 - 10.69)	9.21	(9.17 - 9.25)						
Toxaphene	1	3	11.10	(11.06 - 11.14)	9.55	(9.51 - 9.59)						
Toxaphene	1	4	11.41	(11.37 - 11.45)	9.88	(9.84 - 9.92)						
Toxaphene	1	5	11.84	(11.80 - 11.88)	10.34	(10.30 - 10.38)						
TCMX-Surrogate	2	0	6.20	(6.14 - 6.26)	4.70	(4.64 - 4.76)	6.20	(6.14 - 6.26)	4.69	(4.63 - 4.75)		
alpha-BHC	2	0	7.21	(7.17 - 7.25)	5.64	(5.60 - 5.68)	7.21	(7.17 - 7.25)	5.63	(5.59 - 5.67)		
gamma-BHC	2	0	7.76	(7.72 - 7.80)	6.18	(6.14 - 6.22)	7.75	(7.71 - 7.79)	6.17	(6.13 - 6.21)		
beta-BHC	2	0	7.84	(7.76 - 7.92)	6.26	(6.18 - 6.34)	7.84	(7.76 - 7.92)	6.25	(6.17 - 6.33)		
Heptachlor	2	0	8.19	(8.15 - 8.23)	6.63	(6.59 - 6.67)	8.19	(8.15 - 8.23)	6.62	(6.58 - 6.66)		
delta-BHC	2	0	8.33	(8.25 - 8.41)	6.77	(6.69 - 6.85)	8.33	(8.25 - 8.41)	6.76	(6.68 - 6.84)		
Aldrin	2	0	8.63	(8.55 - 8.71)	7.08	(7.00 - 7.16)	8.63	(8.55 - 8.71)	7.07	(6.99 - 7.15)		
Heptachlor Epoxide	2	0	9.34	(9.30 - 9.38)	7.81	(7.77 - 7.85)	9.33	(9.29 - 9.37)	7.80	(7.76 - 7.84)		
v-chlordane	2	0	9.53	(9.49 - 9.57)	8.02	(7.98 - 8.06)	9.53	(9.49 - 9.57)	8.01	(7.97 - 8.05)		
a-chlordane	2	0	9.73	(9.69 - 9.77)	8.23	(8.19 - 8.27)	9.73	(9.69 - 9.77)	8.22	(8.18 - 8.26)		
Endosulfan I	2	0	9.78	(9.74 - 9.82)	8.28	(8.24 - 8.32)	9.78	(9.74 - 9.82)	8.27	(8.23 - 8.31)		
p,p'-DDE	2	0	10.02	(9.94 - 10.10)	8.52	(8.44 - 8.60)	10.02	(9.94 - 10.10)	8.51	(8.43 - 8.59)		
Dieldrin	2	0	10.15	(10.07 - 10.23)	8.67	(8.59 - 8.75)	10.15	(10.07 - 10.23)	8.66	(8.58 - 8.74)		
Endrin	2	0	10.60	(10.56 - 10.64)	9.14	(9.10 - 9.18)	10.60	(10.56 - 10.64)	9.13	(9.09 - 9.17)		
o,p'-DDD	2	0	10.69	(10.61 - 10.77)	9.23	(9.15 - 9.31)	10.69	(10.61 - 10.77)	9.22	(9.14 - 9.30)		
Endosulfan II	2	0	10.81	(10.73 - 10.89)	9.36	(9.28 - 9.44)	10.81	(10.73 - 10.89)	9.35	(9.27 - 9.43)		
o,p'-DDT	2	0	11.04	(10.96 - 11.12)	9.61	(9.53 - 9.69)	11.04	(10.96 - 11.12)	9.60	(9.52 - 9.68)		
Endrin Aldehyde	2	0	11.19	(11.11 - 11.27)	9.77	(9.69 - 9.85)	11.19	(11.11 - 11.27)	9.76	(9.68 - 9.84)		
Endosulfan Sulfate	2	0	11.34	(11.30 - 11.38)	9.92	(9.88 - 9.96)	11.34	(11.30 - 11.38)	9.91	(9.87 - 9.95)		
Methoxychlor	2	0	12.05	(12.01 - 12.09)	10.68	(10.64 - 10.72)	12.05	(12.01 - 12.09)	10.67	(10.63 - 10.71)		
Endrin Ketone	2	0	12.26	(12.18 - 12.34)	10.91	(10.83 - 10.99)	12.26	(12.18 - 12.34)	10.90	(10.82 - 10.98)		
DCB-Surrogate	2	0	13.72	(13.66 - 13.78)	12.48	(12.42 - 12.54)	13.72	(13.66 - 13.78)	12.46	(12.40 - 12.52)		
Chlordane (Technical	2	1										
Chlordane (Technical	2	2										
Chlordane (Technical	2	3										
Toxaphene	2	1	9.89	(9.85 - 9.93)	8.91	(8.87 - 8.95)						
Toxaphene	2	2	10.82	(10.78 - 10.86)	9.17	(9.13 - 9.21)						
Toxaphene	2	3	11.09	(11.05 - 11.13)	9.66	(9.62 - 9.70)						
Toxaphene	2	4	11.80	(11.76 - 11.84)	10.41	(10.37 - 10.45)						
Toxaphene	2	5	11.87	(11.83 - 11.91)	10.49	(10.45 - 10.53)						

Metal Data

Form1
Inorganic Analysis Data Sheet

Sample ID:	AC98711-002	% Solid:	85	Lab Name:	Hampton-Clarke	Nras No:	
Client Id:	SB-18	Units:	MG/KG	Lab Code:		Sdg No:	
Matrix:	SOIL	Date Rec:	6/28/2017	Contract:		Case No:	
Level:	LOW						

Cas No.	Analyte	RL	Conc	Dil Fact	Initial Wt/Vol	Final Wt/Vol	Analysis Date	Prep Batch	File:	Seq Num	M	Instr
7429-90-5	Aluminum	240	20000	1	0.5	50	06/29/17	60926	S21163C4	23	P	PEICPRAD4A
7440-39-3	Barium	12	120	1	0.5	50	06/29/17	60926	S21163B4	24	P	PEICP4A
7440-70-2	Calcium	1200	3300	1	0.5	50	06/29/17	60926	S21163C4	23	P	PEICPRAD4A
7440-47-3	Chromium	5.9	31	1	0.5	50	06/29/17	60926	S21163B4	24	P	PEICP4A
7440-48-4	Cobalt	2.9	12	1	0.5	50	06/29/17	60926	S21163B4	24	P	PEICP4A
7440-50-8	Copper	5.9	38	1	0.5	50	06/29/17	60926	S21163B4	24	P	PEICP4A
7439-89-6	Iron	240	30000	1	0.5	50	06/29/17	60926	S21163C4	23	P	PEICPRAD4A
7439-92-1	Lead	5.9	20	1	0.5	50	06/29/17	60926	S21163B4	24	P	PEICP4A
7439-95-4	Magnesium	590	6000	1	0.5	50	06/29/17	60926	S21163C4	23	P	PEICPRAD4A
7439-96-5	Manganese	12	1800	1	0.5	50	06/29/17	60926	S21163B4	24	P	PEICP4A
7439-97-6	Mercury	0.098	ND	1	0.15	25	07/06/17	60926	H21163S	20	CV	HGCV2A
7440-02-0	Nickel	5.9	29	1	0.5	50	06/29/17	60926	S21163B4	24	P	PEICP4A
7440-09-7	Potassium	590	1800	1	0.5	50	06/29/17	60926	S21163C4	23	P	PEICPRAD4A
7440-23-5	Sodium	290	ND	1	0.5	50	06/29/17	60926	S21163C4	23	P	PEICPRAD4A
7440-62-2	Vanadium	12	40	1	0.5	50	06/29/17	60926	S21163B4	24	P	PEICP4A
7440-66-6	Zinc	12	75	1	0.5	50	06/29/17	60926	S21163B4	24	P	PEICP4A

Comments: _____

Flag Codes:

U or ND - Indicates Compound was not found above the detection/reporting limit
P - ICP-AES
CV -ColdVapor
MS - ICP-MS

Form1
Inorganic Analysis Data Sheet

Sample ID:	AC98711-002	% Solid:	85	Lab Name:	Hampton-Clarke	Nras No:	
Client Id:	SB-18	Units:	MG/KG	Lab Code:		Sdg No:	
Matrix:	SOIL	Date Rec:	6/28/2017	Contract:		Case No:	
Level:	LOW						

Cas No.	Analyte	RL	Conc	Dil Fact	Initial Wt/Vol	Final Wt/Vol	Analysis Date	Prep Batch	File:	Seq Num	M	Instr
7440-36-0	Antimony	0.94	ND	1	0.5	100	06/29/17	60927	S062917A	46	MS	MS2_7500SWA
7440-38-2	Arsenic	0.24	1.6	1	0.5	100	06/29/17	60927	S062917A	46	MS	MS2_7500SWA
7440-41-7	Beryllium	0.24	0.32	1	0.5	100	06/29/17	60927	S062917A	46	MS	MS2_7500SWA
7440-43-9	Cadmium	0.47	ND	1	0.5	100	06/29/17	60927	S062917A	46	MS	MS2_7500SWA
7782-49-2	Selenium	2.4	ND	1	0.5	100	06/29/17	60927	S062917A	46	MS	MS2_7500SWA
7440-22-4	Silver	0.24	ND	1	0.5	100	06/29/17	60927	S062917A	46	MS	MS2_7500SWA
7440-28-0	Thallium	0.47	ND	1	0.5	100	06/29/17	60927	S062917A	46	MS	MS2_7500SWA

Comments: _____

Flag Codes:

U or ND - Indicates Compound was not found above the detection/reporting limit
P - ICP-AES
CV -ColdVapor
MS - ICP-MS

Form1
Inorganic Analysis Data Sheet

Sample ID:	AC98711-004	% Solid:	84	Lab Name:	Hampton-Clarke	Nras No:	
Client Id:	SB-21	Units:	MG/KG	Lab Code:		Sdg No:	
Matrix:	SOIL	Date Rec:	6/28/2017	Contract:		Case No:	
Level:	LOW						

Cas No.	Analyte	RL	Conc	Dil Fact	Initial Wt/Vol	Final Wt/Vol	Analysis Date	Prep Batch	File:	Seq Num	M	Instr
7429-90-5	Aluminum	240	11000	1	1	100	06/29/17	60926	S21163C4	14	P	PEICPRAD4A
7440-39-3	Barium	12	110	1	1	100	06/29/17	60926	S21163B4	15	P	PEICP4A
7440-70-2	Calcium	1200	6700	1	1	100	06/29/17	60926	S21163C4	14	P	PEICPRAD4A
7440-47-3	Chromium	6.0	30	1	1	100	06/29/17	60926	S21163B4	15	P	PEICP4A
7440-48-4	Cobalt	3.0	8.7	1	1	100	06/29/17	60926	S21163B4	15	P	PEICP4A
7440-50-8	Copper	6.0	87	1	1	100	06/29/17	60926	S21163B4	15	P	PEICP4A
7439-89-6	Iron	240	20000	1	1	100	06/29/17	60926	S21163C4	14	P	PEICPRAD4A
7439-92-1	Lead	6.0	100	1	1	100	06/29/17	60926	S21163B4	15	P	PEICP4A
7439-95-4	Magnesium	600	5300	1	1	100	06/29/17	60926	S21163C4	14	P	PEICPRAD4A
7439-96-5	Manganese	12	310	1	1	100	06/29/17	60926	S21163B4	15	P	PEICP4A
7439-97-6	Mercury	2.0	28	20	0.15	25	07/06/17	60926	H21163S	37	CV	HGCV2A
7440-02-0	Nickel	6.0	19	1	1	100	06/29/17	60926	S21163B4	15	P	PEICP4A
7440-09-7	Potassium	600	760	1	1	100	06/29/17	60926	S21163C4	14	P	PEICPRAD4A
7440-23-5	Sodium	300	ND	1	1	100	06/29/17	60926	S21163C4	14	P	PEICPRAD4A
7440-62-2	Vanadium	12	29	1	1	100	06/29/17	60926	S21163B4	15	P	PEICP4A
7440-66-6	Zinc	12	110	1	1	100	06/29/17	60926	S21163B4	15	P	PEICP4A

Comments: _____

Flag Codes:

U or ND - Indicates Compound was not found above the detection/reporting limit
P - ICP-AES
CV -ColdVapor
MS - ICP-MS

Form1
Inorganic Analysis Data Sheet

Sample ID:	AC98711-004	% Solid:	84	Lab Name:	Hampton-Clarke	Nras No:	
Client Id:	SB-21	Units:	MG/KG	Lab Code:		Sdg No:	
Matrix:	SOIL	Date Rec:	6/28/2017	Contract:		Case No:	
Level:	LOW						

Cas No.	Analyte	RL	Conc	Dil Fact	Initial Wt/Vol	Final Wt/Vol	Analysis Date	Prep Batch	File:	Seq Num	M	Instr
7440-36-0	Antimony	0.95	ND	1	0.5	100	06/29/17	60927	S062917A	20	MS	MS2_7500SWA
7440-38-2	Arsenic	0.24	27	1	0.5	100	06/29/17	60927	S062917A	20	MS	MS2_7500SWA
7440-41-7	Beryllium	0.24	0.70	1	0.5	100	06/29/17	60927	S062917A	20	MS	MS2_7500SWA
7440-43-9	Cadmium	0.48	ND	1	0.5	100	06/29/17	60927	S062917A	20	MS	MS2_7500SWA
7782-49-2	Selenium	2.4	2.4	1	0.5	100	06/29/17	60927	S062917A	20	MS	MS2_7500SWA
7440-22-4	Silver	0.24	ND	1	0.5	100	06/29/17	60927	S062917A	20	MS	MS2_7500SWA
7440-28-0	Thallium	0.48	ND	1	0.5	100	06/29/17	60927	S062917A	20	MS	MS2_7500SWA

Comments: _____

Flag Codes:

U or ND - Indicates Compound was not found above the detection/reporting limit
P - ICP-AES
CV -ColdVapor
MS - ICP-MS

Form1
Inorganic Analysis Data Sheet

Sample ID:	AC98711-005	% Solid:	85	Lab Name:	Hampton-Clarke	Nras No:	
Client Id:	SB-3	Units:	MG/KG	Lab Code:		Sdg No:	
Matrix:	SOIL	Date Rec:	6/29/2017	Contract:		Case No:	
Level:	LOW						

Cas No.	Analyte	RL	Conc	Dil Fact	Initial Wt/Vol	Final Wt/Vol	Analysis Date	Prep Batch	File:	Seq Num	M	Instr
7429-90-5	Aluminum	240	10000	1	0.5	50	06/30/17	60930	S21167B4	36	P	PEICPRAD4A
7440-39-3	Barium	12	76	1	0.5	50	06/30/17	60930	S21167A4	40	P	PEICP4A
7440-70-2	Calcium	1200	1500	1	0.5	50	06/30/17	60930	S21167B4	36	P	PEICPRAD4A
7440-47-3	Chromium	5.9	17	1	0.5	50	06/30/17	60930	S21167A4	40	P	PEICP4A
7440-48-4	Cobalt	2.9	5.4	1	0.5	50	07/03/17	60930	S21167D4	37	P	PEICP4A
7440-50-8	Copper	5.9	13	1	0.5	50	06/30/17	60930	S21167A4	40	P	PEICP4A
7439-89-6	Iron	240	15000	1	0.5	50	06/30/17	60930	S21167B4	36	P	PEICPRAD4A
7439-92-1	Lead	5.9	63	1	0.5	50	06/30/17	60930	S21167A4	40	P	PEICP4A
7439-95-4	Magnesium	590	2500	1	0.5	50	06/30/17	60930	S21167B4	36	P	PEICPRAD4A
7439-96-5	Manganese	12	290	1	0.5	50	06/30/17	60930	S21167A4	40	P	PEICP4A
7439-97-6	Mercury	0.098	0.13	1	0.15	25	07/03/17	60930	H21167SD	11	CV	HGCV2A
7440-02-0	Nickel	5.9	13	1	0.5	50	07/03/17	60930	S21167C4	40	P	PEICP4A
7440-09-7	Potassium	590	650	1	0.5	50	06/30/17	60930	S21167B4	36	P	PEICPRAD4A
7440-23-5	Sodium	290	ND	1	0.5	50	06/30/17	60930	S21167B4	36	P	PEICPRAD4A
7440-62-2	Vanadium	12	15	1	0.5	50	06/30/17	60930	S21167A4	40	P	PEICP4A
7440-66-6	Zinc	12	62	1	0.5	50	06/30/17	60930	S21167A4	40	P	PEICP4A

Comments: _____

Flag Codes:

U or ND - Indicates Compound was not found above the detection/reporting limit
P - ICP-AES
CV -ColdVapor
MS - ICP-MS

Form1
Inorganic Analysis Data Sheet

Sample ID:	AC98711-005	% Solid:	85	Lab Name:	Hampton-Clarke	Nras No:	
Client Id:	SB-3	Units:	MG/KG	Lab Code:		Sdg No:	
Matrix:	SOIL	Date Rec:	6/29/2017	Contract:		Case No:	
Level:	LOW						

Cas No.	Analyte	RL	Conc	Dil Fact	Initial Wt/Vol	Final Wt/Vol	Analysis Date	Prep Batch	File:	Seq Num	M	Instr
7440-36-0	Antimony	0.94	ND	1	0.5	100	07/01/17	60931	S063017C	45	MS	MS2_7500SWA
7440-38-2	Arsenic	0.24	1.7	1	0.5	100	07/01/17	60931	S063017C	45	MS	MS2_7500SWA
7440-41-7	Beryllium	0.24	0.33	1	0.5	100	07/01/17	60931	S063017C	45	MS	MS2_7500SWA
7440-43-9	Cadmium	0.47	ND	1	0.5	100	07/01/17	60931	S063017C	45	MS	MS2_7500SWA
7782-49-2	Selenium	2.4	ND	1	0.5	100	07/01/17	60931	S063017C	45	MS	MS2_7500SWA
7440-22-4	Silver	0.24	ND	1	0.5	100	07/01/17	60931	S063017C	45	MS	MS2_7500SWA
7440-28-0	Thallium	0.47	ND	1	0.5	100	07/01/17	60931	S063017C	45	MS	MS2_7500SWA

Comments: _____

Flag Codes:

U or ND - Indicates Compound was not found above the detection/reporting limit
P - ICP-AES
CV -ColdVapor
MS - ICP-MS

Form1
Inorganic Analysis Data Sheet

Sample ID:	AC98711-008	% Solid:	89	Lab Name:	Hampton-Clarke	Nras No:	
Client Id:	SB-19	Units:	MG/KG	Lab Code:		Sdg No:	
Matrix:	SOIL	Date Rec:	6/29/2017	Contract:		Case No:	
Level:	LOW						

Cas No.	Analyte	RL	Conc	Dil Fact	Initial Wt/Vol	Final Wt/Vol	Analysis Date	Prep Batch	File:	Seq Num	M	Instr
7429-90-5	Aluminum	220	8900	1	0.5	50	06/30/17	60930	S21167B4	37	P	PEICPRAD4A
7440-39-3	Barium	11	60	1	0.5	50	06/30/17	60930	S21167A4	41	P	PEICP4A
7440-70-2	Calcium	1100	ND	1	0.5	50	06/30/17	60930	S21167B4	37	P	PEICPRAD4A
7440-47-3	Chromium	5.6	13	1	0.5	50	06/30/17	60930	S21167A4	41	P	PEICP4A
7440-48-4	Cobalt	2.8	5.9	1	0.5	50	07/03/17	60930	S21167D4	38	P	PEICP4A
7440-50-8	Copper	5.6	24	1	0.5	50	06/30/17	60930	S21167A4	41	P	PEICP4A
7439-89-6	Iron	220	14000	1	0.5	50	06/30/17	60930	S21167B4	37	P	PEICPRAD4A
7439-92-1	Lead	5.6	130	1	0.5	50	06/30/17	60930	S21167A4	41	P	PEICP4A
7439-95-4	Magnesium	560	2400	1	0.5	50	06/30/17	60930	S21167B4	37	P	PEICPRAD4A
7439-96-5	Manganese	11	310	1	0.5	50	06/30/17	60930	S21167A4	41	P	PEICP4A
7439-97-6	Mercury	0.094	0.33	1	0.15	25	07/03/17	60930	H21167SD	12	CV	HGCV2A
7440-02-0	Nickel	5.6	12	1	0.5	50	07/03/17	60930	S21167C4	41	P	PEICP4A
7440-09-7	Potassium	560	720	1	0.5	50	06/30/17	60930	S21167B4	37	P	PEICPRAD4A
7440-23-5	Sodium	280	ND	1	0.5	50	06/30/17	60930	S21167B4	37	P	PEICPRAD4A
7440-62-2	Vanadium	11	15	1	0.5	50	06/30/17	60930	S21167A4	41	P	PEICP4A
7440-66-6	Zinc	11	69	1	0.5	50	06/30/17	60930	S21167A4	41	P	PEICP4A

Comments: _____

Flag Codes:

U or ND - Indicates Compound was not found above the detection/reporting limit
P - ICP-AES
CV -ColdVapor
MS - ICP-MS

Form1
Inorganic Analysis Data Sheet

Sample ID:	AC98711-008	% Solid:	89	Lab Name:	Hampton-Clarke	Nras No:	
Client Id:	SB-19	Units:	MG/KG	Lab Code:		Sdg No:	
Matrix:	SOIL	Date Rec:	6/29/2017	Contract:		Case No:	
Level:	LOW						

Cas No.	Analyte	RL	Conc	Dil Fact	Initial Wt/Vol	Final Wt/Vol	Analysis Date	Prep Batch	File:	Seq Num	M	Instr
7440-36-0	Antimony	0.90	ND	1	0.5	100	07/01/17	60931	S063017C	46	MS	MS2_7500SWA
7440-38-2	Arsenic	0.22	3.8	1	0.5	100	07/01/17	60931	S063017C	46	MS	MS2_7500SWA
7440-41-7	Beryllium	0.22	0.32	1	0.5	100	07/01/17	60931	S063017C	46	MS	MS2_7500SWA
7440-43-9	Cadmium	0.45	ND	1	0.5	100	07/01/17	60931	S063017C	46	MS	MS2_7500SWA
7782-49-2	Selenium	2.2	ND	1	0.5	100	07/01/17	60931	S063017C	46	MS	MS2_7500SWA
7440-22-4	Silver	0.22	ND	1	0.5	100	07/01/17	60931	S063017C	46	MS	MS2_7500SWA
7440-28-0	Thallium	0.45	ND	1	0.5	100	07/01/17	60931	S063017C	46	MS	MS2_7500SWA

Comments: _____

Flag Codes:

U or ND - Indicates Compound was not found above the detection/reporting limit
P - ICP-AES
CV -ColdVapor
MS - ICP-MS

Form1
Inorganic Analysis Data Sheet

Sample ID:	AC98711-009	% Solid:	86	Lab Name:	Hampton-Clarke	Nras No:	
Client Id:	SB-22	Units:	MG/KG	Lab Code:		Sdg No:	
Matrix:	SOIL	Date Rec:	6/29/2017	Contract:		Case No:	
Level:	LOW						

Cas No.	Analyte	RL	Conc	Dil Fact	Initial Wt/Vol	Final Wt/Vol	Analysis Date	Prep Batch	File:	Seq Num	M	Instr
7429-90-5	Aluminum	230	14000	1	0.5	50	06/30/17	60930	S21167B4	41	P	PEICPRAD4A
7440-39-3	Barium	12	170	1	0.5	50	06/30/17	60930	S21167A4	45	P	PEICP4A
7440-70-2	Calcium	1200	15000	1	0.5	50	06/30/17	60930	S21167B4	41	P	PEICPRAD4A
7440-47-3	Chromium	5.8	29	1	0.5	50	06/30/17	60930	S21167A4	45	P	PEICP4A
7440-48-4	Cobalt	2.9	8.0	1	0.5	50	07/03/17	60930	S21167D4	42	P	PEICP4A
7440-50-8	Copper	5.8	29	1	0.5	50	06/30/17	60930	S21167A4	45	P	PEICP4A
7439-89-6	Iron	230	21000	1	0.5	50	06/30/17	60930	S21167B4	41	P	PEICPRAD4A
7439-92-1	Lead	5.8	280	1	0.5	50	06/30/17	60930	S21167A4	45	P	PEICP4A
7439-95-4	Magnesium	580	11000	1	0.5	50	06/30/17	60930	S21167B4	41	P	PEICPRAD4A
7439-96-5	Manganese	12	290	1	0.5	50	06/30/17	60930	S21167A4	45	P	PEICP4A
7439-97-6	Mercury	0.097	0.54	1	0.15	25	07/03/17	60930	H21167SD	13	CV	HGCV2A
7440-02-0	Nickel	5.8	20	1	0.5	50	07/03/17	60930	S21167C4	45	P	PEICP4A
7440-09-7	Potassium	580	1300	1	0.5	50	06/30/17	60930	S21167B4	41	P	PEICPRAD4A
7440-23-5	Sodium	290	ND	1	0.5	50	06/30/17	60930	S21167B4	41	P	PEICPRAD4A
7440-62-2	Vanadium	12	27	1	0.5	50	06/30/17	60930	S21167A4	45	P	PEICP4A
7440-66-6	Zinc	12	180	1	0.5	50	06/30/17	60930	S21167A4	45	P	PEICP4A

Comments: _____

Flag Codes:

U or ND - Indicates Compound was not found above the detection/reporting limit
P - ICP-AES
CV -ColdVapor
MS - ICP-MS

Form1
Inorganic Analysis Data Sheet

Sample ID:	AC98711-009	% Solid:	86	Lab Name:	Hampton-Clarke	Nras No:	
Client Id:	SB-22	Units:	MG/KG	Lab Code:		Sdg No:	
Matrix:	SOIL	Date Rec:	6/29/2017	Contract:		Case No:	
Level:	LOW						

Cas No.	Analyte	RL	Conc	Dil Fact	Initial Wt/Vol	Final Wt/Vol	Analysis Date	Prep Batch	File:	Seq Num	M	Instr
7440-36-0	Antimony	0.93	ND	1	0.5	100	07/01/17	60931	S063017C	47	MS	MS2_7500SWA
7440-38-2	Arsenic	0.23	2.6	1	0.5	100	07/01/17	60931	S063017C	47	MS	MS2_7500SWA
7440-41-7	Beryllium	0.23	0.28	1	0.5	100	07/01/17	60931	S063017C	47	MS	MS2_7500SWA
7440-43-9	Cadmium	0.47	ND	1	0.5	100	07/01/17	60931	S063017C	47	MS	MS2_7500SWA
7782-49-2	Selenium	2.3	ND	1	0.5	100	07/01/17	60931	S063017C	47	MS	MS2_7500SWA
7440-22-4	Silver	0.23	ND	1	0.5	100	07/01/17	60931	S063017C	47	MS	MS2_7500SWA
7440-28-0	Thallium	0.47	ND	1	0.5	100	07/01/17	60931	S063017C	47	MS	MS2_7500SWA

Comments: _____

Flag Codes:

U or ND - Indicates Compound was not found above the detection/reporting limit
P - ICP-AES
CV -ColdVapor
MS - ICP-MS

Form1
Inorganic Analysis Data Sheet

Sample ID: MB 60926 (100) % Solid: 0 Lab Name: Hampton-Clarke
Client Id: MB 60926 (100) Units: MG/KG Lab Code:
Matrix: SOIL
Level: LOW

Cas No.	Analyte	RL	Conc	Dil Fact	Initial Wt/Vol	Final Wt/Vol	Analysis Date	Prep Batch	File:	Seq Num	M	Instr
7429-90-5	Aluminum	200	ND	1	0.5	50	06/29/17	60926	S21163C4	11	P	PEICPRAD4A
7440-39-3	Barium	10	ND	1	0.5	50	06/29/17	60926	S21163B4	12	P	PEICP4A
7440-70-2	Calcium	1000	ND	1	0.5	50	06/29/17	60926	S21163C4	11	P	PEICPRAD4A
7440-47-3	Chromium	5.0	ND	1	0.5	50	06/29/17	60926	S21163B4	12	P	PEICP4A
7440-48-4	Cobalt	2.5	ND	1	0.5	50	06/29/17	60926	S21163B4	12	P	PEICP4A
7440-50-8	Copper	5.0	ND	1	0.5	50	06/29/17	60926	S21163B4	12	P	PEICP4A
7439-89-6	Iron	200	ND	1	0.5	50	06/29/17	60926	S21163C4	11	P	PEICPRAD4A
7439-92-1	Lead	5.0	ND	1	0.5	50	06/29/17	60926	S21163B4	12	P	PEICP4A
7439-95-4	Magnesium	500	ND	1	0.5	50	06/29/17	60926	S21163C4	11	P	PEICPRAD4A
7439-96-5	Manganese	10	ND	1	0.5	50	06/29/17	60926	S21163B4	12	P	PEICP4A
7439-98-7	Molybdenum	2.5	ND	1	0.5	50	06/29/17	60926	S21163B4	12	P	PEICP4A
7440-02-0	Nickel	5.0	ND	1	0.5	50	06/29/17	60926	S21163B4	12	P	PEICP4A
7440-09-7	Potassium	500	ND	1	0.5	50	06/29/17	60926	S21163C4	11	P	PEICPRAD4A
7440-23-5	Sodium	250	ND	1	0.5	50	06/29/17	60926	S21163C4	11	P	PEICPRAD4A
7440-31-5	Tin	20	ND	1	0.5	50	06/29/17	60926	S21163B4	12	P	PEICP4A
7440-32-6	Titanium	10	ND	1	0.5	50	06/29/17	60926	S21163B4	12	P	PEICP4A
7440-62-2	Vanadium	10	ND	1	0.5	50	06/29/17	60926	S21163B4	12	P	PEICP4A
7440-66-6	Zinc	10	ND	1	0.5	50	06/29/17	60926	S21163B4	12	P	PEICP4A

Comments:

Flag Codes:

U or ND - Indicates Compound was not found above the detection/reporting limit
P - ICP-AES
CV -ColdVapor
MS - ICP-MS

Form1
Inorganic Analysis Data Sheet

Sample ID: MB 60927
Client Id: MB 60927
Matrix: SOIL
Level: LOW

% Solid: 0
Units: MG/KG

Lab Name: Hampton-Clarke
Lab Code:

Cas No.	Analyte	RL	Conc	Dil Fact	Initial Wt/Vol	Final Wt/Vol	Analysis Date	Prep Batch	File:	Seq Num	M	Instr
7440-36-0	Antimony	0.80	ND	1	0.5	100	06/29/17	60927	S062917A	17	MS	MS2_7500SWA
7440-38-2	Arsenic	0.20	ND	1	0.5	100	06/29/17	60927	S062917A	17	MS	MS2_7500SWA
7440-41-7	Beryllium	0.20	ND	1	0.5	100	06/29/17	60927	S062917A	17	MS	MS2_7500SWA
7440-43-9	Cadmium	0.40	ND	1	0.5	100	06/29/17	60927	S062917A	17	MS	MS2_7500SWA
7782-49-2	Selenium	2.0	ND	1	0.5	100	06/29/17	60927	S062917A	17	MS	MS2_7500SWA
7440-22-4	Silver	0.20	ND	1	0.5	100	06/29/17	60927	S062917A	17	MS	MS2_7500SWA
7440-28-0	Thallium	0.40	ND	1	0.5	100	06/29/17	60927	S062917A	17	MS	MS2_7500SWA

Comments:

Flag Codes:

U or ND - Indicates Compound was not found above the detection/reporting limit
P - ICP-AES
CV -ColdVapor
MS - ICP-MS

Form1
Inorganic Analysis Data Sheet

Sample ID: MB 60930 (100) % Solid: 0 Lab Name: Hampton-Clarke
Client Id: MB 60930 (100) Units: MG/KG Lab Code:
Matrix: SOIL
Level: LOW

Cas No.	Analyte	RL	Conc	Dil Fact	Initial Wt/Vol	Final Wt/Vol	Analysis Date	Prep Batch	File:	Seq Num	M	Instr
7429-90-5	Aluminum	200	ND	1	0.5	50	06/30/17	60930	S21167B4	11	P	PEICPRAD4A
7440-39-3	Barium	10	ND	1	0.5	50	06/30/17	60930	S21167A4	12	P	PEICP4A
7440-70-2	Calcium	1000	ND	1	0.5	50	06/30/17	60930	S21167B4	11	P	PEICPRAD4A
7440-47-3	Chromium	5.0	ND	1	0.5	50	06/30/17	60930	S21167A4	12	P	PEICP4A
7440-48-4	Cobalt	2.5	ND	1	0.5	50	07/03/17	60930	S21167D4	12	P	PEICP4A
7440-50-8	Copper	5.0	ND	1	0.5	50	06/30/17	60930	S21167A4	12	P	PEICP4A
7439-89-6	Iron	200	ND	1	0.5	50	06/30/17	60930	S21167B4	11	P	PEICPRAD4A
7439-92-1	Lead	5.0	ND	1	0.5	50	06/30/17	60930	S21167A4	12	P	PEICP4A
7439-95-4	Magnesium	500	ND	1	0.5	50	06/30/17	60930	S21167B4	11	P	PEICPRAD4A
7439-96-5	Manganese	10	ND	1	0.5	50	06/30/17	60930	S21167A4	12	P	PEICP4A
7439-98-7	Molybdenum	2.5	ND	1	0.5	50	06/30/17	60930	S21167A4	12	P	PEICP4A
7440-02-0	Nickel	5.0	ND	1	0.5	50	07/03/17	60930	S21167C4	12	P	PEICP4A
7440-09-7	Potassium	500	ND	1	0.5	50	06/30/17	60930	S21167B4	11	P	PEICPRAD4A
7440-23-5	Sodium	250	ND	1	0.5	50	06/30/17	60930	S21167B4	11	P	PEICPRAD4A
7440-31-5	Tin	20	ND	1	0.5	50	06/30/17	60930	S21167A4	12	P	PEICP4A
7440-32-6	Titanium	10	ND	1	0.5	50	06/30/17	60930	S21167A4	12	P	PEICP4A
7440-62-2	Vanadium	10	ND	1	0.5	50	06/30/17	60930	S21167A4	12	P	PEICP4A
7440-66-6	Zinc	10	ND	1	0.5	50	06/30/17	60930	S21167A4	12	P	PEICP4A

Comments:

Flag Codes:

U or ND - Indicates Compound was not found above the detection/reporting limit
P - ICP-AES
CV -ColdVapor
MS - ICP-MS

Form1
Inorganic Analysis Data Sheet

Sample ID: MB 60931
Client Id: MB 60931
Matrix: SOIL
Level: LOW

% Solid: 0
Units: MG/KG

Lab Name: Hampton-Clarke
Lab Code:

Cas No.	Analyte	RL	Conc	Dil Fact	Initial Wt/Vol	Final Wt/Vol	Analysis Date	Prep Batch	File:	Seq Num	M	Instr
7440-36-0	Antimony	0.80	ND	1	0.5	100	06/30/17	60931	S063017C	17	MS	MS2_7500SWA
7440-38-2	Arsenic	0.20	ND	1	0.5	100	06/30/17	60931	S063017C	17	MS	MS2_7500SWA
7440-41-7	Beryllium	0.20	ND	1	0.5	100	06/30/17	60931	S063017C	17	MS	MS2_7500SWA
7440-43-9	Cadmium	0.40	ND	1	0.5	100	06/30/17	60931	S063017C	17	MS	MS2_7500SWA
7782-49-2	Selenium	2.0	ND	1	0.5	100	06/30/17	60931	S063017C	17	MS	MS2_7500SWA
7440-22-4	Silver	0.20	ND	1	0.5	100	06/30/17	60931	S063017C	17	MS	MS2_7500SWA
7440-28-0	Thallium	0.40	ND	1	0.5	100	06/30/17	60931	S063017C	17	MS	MS2_7500SWA

Comments:

Flag Codes:

U or ND - Indicates Compound was not found above the detection/reporting limit
P - ICP-AES
CV -ColdVapor
MS - ICP-MS

Form1
Inorganic Analysis Data Sheet

Sample ID: MB 60926 (167) % Solid: 0 Lab Name: Hampton-Clarke
Client Id: MB 60926 (167) Units: MG/KG Lab Code:
Matrix: SOIL
Level: LOW

Cas No.	Analyte	RL	Conc	Dil Fact	Initial Wt/Vol	Final Wt/Vol	Analysis Date	Prep Batch	File:	Seq Num	M	Instr
7439-97-6	Mercury	0.083	ND	1	0.15	25	07/06/17	60926	H21163S	11	CV	HGCV2A

Comments: _____

Flag Codes:

U or ND - Indicates Compound was not found above the detection/reporting limit
P - ICP-AES
CV -ColdVapor
MS - ICP-MS

Form1
Inorganic Analysis Data Sheet

Sample ID: MB 60930 (167) % Solid: 0 Lab Name: Hampton-Clarke
Client Id: MB 60930 (167) Units: MG/KG Lab Code:
Matrix: SOIL
Level: LOW

Cas No.	Analyte	RL	Conc	Dil Fact	Initial Wt/Vol	Final Wt/Vol	Analysis Date	Prep Batch	File:	Seq Num	M	Instr
7439-97-6	Mercury	0.083	ND	1	0.15	25	07/03/17	60930	H21167SB	11	CV	HGCV2A

Comments:

Flag Codes:

U or ND - Indicates Compound was not found above the detection/reporting limit
P - ICP-AES
CV -ColdVapor
MS - ICP-MS

FORM 2
(ICV/CCV Summary)

Date Analyzed: 06/29/17
Data File: S21163B4
Prep Batch: 60926
Analytical Method: 6010B/6010C/7470A,7471A/7471B(Hg),6020/6020A
Instrument: PEICP4A
Units: All units in ppm except Hg and icp-ms in ppb
Project Number: 7062812

Lab Name: Hampton-Clarke
Lab Code:
Contract:
Nras No:
Sdg No:
Case No:
ICV/CCV SOURCE: SCP Science

Analyte	ICV/CCV Amt	ICV V-258730-7	Rec	CCV V-258730-20	Rec	CCV V-258730-32	Rec	CCV V-258730-44	Rec		Rec		Rec		Rec		Rec
Barium	.5/.5	0.50331	101	0.50364	101	0.51222	102	0.53983	108								
Chromium	.5/.5	0.51106	102	0.51305	103	0.52046	104	0.54365	109								
Cobalt	.5/.5	0.51267	103	0.51176	102	0.52202	104	0.54925	110								
Copper	.5/.5	0.50950	102	0.51039	102	0.51186	102	0.53340	107								
Lead	.5/.5	0.52469	105	0.52243	104	0.53573	107	0.56927	114 c								
Manganese	.5/.5	0.50413	101	0.50437	101	0.51122	102	0.53830	108								
Nickel	.5/.5	0.51167	102	0.50602	101	0.51731	103	0.54697	109								
Vanadium	.5/.5	0.50198	100	0.50320	101	0.50806	102	0.53560	107								
Zinc	.5/.5	0.52086	104	0.52472	105	0.54061	108	0.57543	115 c								

Notes:
a-indicates analyte failed the ICV limits for 6010B/6010C, 6020/6020A
b-indicates analyte failed the ICV limits for 200.7 or 200.8
c-indicates analyte failed the CCV limits for 200.7/200.8/245.1/6010B/6010C (Except Hg 7470/7470A,7471A/7471B),6020/6020A
d-indicates analyte failed the CCV limits Hg 7470A/7471A/7471B

Qc Limits:
ICV - 200.7 : 95-105
CCV- 200.7/200.8/6010B/6010C/245.1 : 90-110 (Except Hg 7470/7470A/ 7471A/7471B=80-120)
ICV -6010B/6010C/6020/6020A/200.8 : 90-110

CLP ICP ICV/CCV: 90-110
CLP Hg ICV/CCV: 80-120

FORM 2
(LLICV/LLCCV Summary)

Date Analyzed: 06/29/17
Data File: S21163B4
Prep Batch: 60926
Analytical Method: 6010B/6010C/7470A,7471A/7471B(Hg),6020/6020A
Instrument: PEICP4A
Units: All units in ppm except Hg and icp-ms in ppb
Project Number: 7062812

Lab Name: Hampton-Clarke
Lab Code:
Contract:
Nras No:
Sdg No:
Case No:
ICV/CCV SOURCE: SPEX

Analyte	LLICV/ LLCCV Amt	LLICV [soil] V-258493-8	Rec	LLCCV [soil] V-258493-21	Rec	LLCCV [soil] V-258493-33	Rec	LLCCV [soil] V-258493-45	Rec		Rec		Rec		Rec		Rec
Barium	0.1/0.1	0.0997736	100	0.101579	102	0.101749	102	0.103110	103								
Chromium	0.05/0.05	0.0526494	105	0.0536141	107	0.0547798	110	0.0540992	108								
Cobalt	0.025/0.025	0.0247482	99	0.0255596	102	0.0254309	102	0.0257431	103								
Copper	0.05/0.05	0.0506423	101	0.0507574	102	0.0512092	102	0.0512515	103								
Lead	0.05/0.05	0.0530613	106	0.0545508	109	0.0568992	114	0.0569212	114								
Manganese	0.1/0.1	0.0989910	99	0.100938	101	0.101465	101	0.102292	102								
Nickel	0.05/0.05	0.0514576	103	0.0519074	104	0.0540146	108	0.0533558	107								
Vanadium	0.1/0.1	0.100847	101	0.102883	103	0.102618	103	0.103220	103								
Zinc	0.1/0.1	0.0962086	96	0.0983196	98	0.101782	102	0.101182	101								

Notes: a-indicates analyte failed the LLICV limits for 6010B, 6010C, 6020, 6020A
c-indicates analyte failed the LLCCV limits for 6010B, 6010C, 6020, 6020A

Qc Limits: LLCCV- 6010B/6010C/6020/6020A (70-130)
LLICV -6010B/6010C/6020/6020A :70-130

FORM 2
(ICV/CCV Summary)

Date Analyzed: 06/29/17
Data File: S21163C4
Prep Batch: 60926
Analytical Method: 6010B/6010C/7470A,7471A/7471B(Hg),6020/6020A
Instrument: PEICPRAD4A
Units: All units in ppm except Hg and icp-ms in ppb
Project Number: 7062812

Lab Name: Hampton-Clarke
Lab Code:
Contract:
Nras No:
Sdg No:
Case No:
ICV/CCV SOURCE: SCP Science

Analyte	ICV/CCV Amt	ICV V-258730-6	Rec	CCV V-258730-19	Rec	CCV V-258730-31	Rec	CCV V-258730-43	Rec		Rec		Rec		Rec		Rec
Aluminum	5/5	4.96207	99	5.05315	101	5.16703	103	5.17254	103								
Calcium	50/50	48.81330	98	47.88440	96	48.07540	96	48.46290	97								
Iron	5/5	4.98627	100	5.02122	100	5.01023	100	5.05918	101								
Magnesium	50/50	50.54110	101	49.85990	100	49.72540	99	50.20500	100								
Potassium	50/50	48.37420	97	49.14870	98	50.02040	100	50.40890	101								
Sodium	50/50	50.03060	100	50.94770	102	51.76210	104	52.23670	104								

Notes:
a-indicates analyte failed the ICV limits for 6010B/6010C, 6020/6020A
b-indicates analyte failed the ICV limits for 200.7 or 200.8
c-indicates analyte failed the CCV limits for 200.7/200.8/245.1/6010B/6010C (Except Hg 7470/7470A,7471A/7471B),6020/6020A
d-indicates analyte failed the CCV limits Hg 7470A/7471A/7471B

Qc Limits:
ICV - 200.7 : 95-105
CCV- 200.7/200.8/6010B/6010C/245.1 : 90-110 (Except Hg 7470/7470A/ 7471A/7471B=80-120)
ICV -6010B/6010C/6020/6020A/200.8 : 90-110

CLP ICP ICV/CCV: 90-110
CLP Hg ICV/CCV: 80-120

FORM 2
(LLICV/LLCCV Summary)

Date Analyzed: 06/29/17
Data File: S21163C4
Prep Batch: 60926
Analytical Method: 6010B/6010C/7470A,7471A/7471B(Hg),6020/6020A
Instrument: PEICPRAD4A
Units: All units in ppm except Hg and icp-ms in ppb
Project Number: 7062812

Lab Name: Hampton-Clarke
Lab Code:
Contract:
Nras No:
Sdg No:
Case No:
ICV/CCV SOURCE: SPEX

Analyte	LLICV/ LLCCV Amt	LLICV [soil] V-258493-7	Rec	LLCCV [soil] V-258493-20	Rec	LLCCV [soil] V-258493-32	Rec	LLCCV [soil] V-258493-44	Rec		Rec		Rec		Rec		Rec
Aluminum	2.00/2	2.10814	105	2.21231	111	2.15991	108	2.17589	109								
Calcium	10.00/10	10.1935	102	10.3060	103	10.0241	100	10.1220	101								
Iron	2.00/2	2.03979	102	2.08540	104	2.02639	101	2.08673	104								
Magnesium	5.00/5	5.15793	103	5.23036	105	5.09656	102	5.19990	104								
Potassium	5.00/5	5.42122	108	5.62741	113	5.64285	113	5.65304	113								
Sodium	2.50/2.5	2.77750	111	2.85546	114	2.84523	114	2.81792	113								

Notes: a-indicates analyte failed the LLICV limits for 6010B, 6010C, 6020, 6020A
c-indicates analyte failed the LLCCV limits for 6010B, 6010C, 6020, 6020A

Qc Limits: LLCCV- 6010B/6010C/6020/6020A (70-130)
LLICV -6010B/6010C/6020/6020A :70-130

FORM 2
(ICV/CCV Summary)

Date Analyzed: 06/29/17
Data File: S062917A
Prep Batch: 60927
Analytical Method: 6010B/6010C/7470A,7471A/7471B(Hg),6020/6020A
Instrument: MS2_7500SWA
Units: All units in ppm except Hg and icp-ms in ppb
Project Number: 7062812

Lab Name: Hampton-Clarke
Lab Code:
Contract:
Nras No:
Sdg No:
Case No:
ICV/CCV SOURCE: SCP Science

Analyte	ICV/CCV Amt	ICV V-258764-8	Rec	CCV V-258768-14	Rec	CCV V-258768-27	Rec	CCV V-258768-40	Rec	CCV V-258768-48	Rec		Rec		Rec		Rec
Antimony	50/50	50.83000	102	49.94000	100	49.09000	98	48.63000	97	48.20000	96						
Arsenic	50/50	50.99000	102	49.73000	99	49.07000	98	48.42000	97	47.44000	95						
Beryllium	50/50	52.25000	104	51.36000	103	50.32000	101	51.29000	103	47.98000	96						
Cadmium	50/50	51.44000	103	50.16000	100	49.97000	100	49.20000	98	49.25000	98						
Selenium	50/250	54.51000	109	254.40000	102	256.70000	103	255.20000	102	251.40000	101						
Silver	10/50	9.83900	98	47.96000	96	47.59000	95	47.22000	94	47.27000	95						
Thallium	50/50	50.81000	102	51.08000	102	50.87000	102	50.57000	101	50.38000	101						

Notes:
a-indicates analyte failed the ICV limits for 6010B/6010C, 6020/6020A
b-indicates analyte failed the ICV limits for 200.7 or 200.8
c-indicates analyte failed the CCV limits for 200.7/200.8/245.1/6010B/6010C (Except Hg 7470/7470A,7471A/7471B),6020/6020A
d-indicates analyte failed the CCV limits Hg 7470A/7471A/7471B

Qc Limits:
ICV - 200.7 : 95-105
CCV- 200.7/200.8/6010B/6010C/245.1 : 90-110 (Except Hg 7470/7470A/ 7471A/7471B=80-120)
ICV -6010B/6010C/6020/6020A/200.8 : 90-110

CLP ICP ICV/CCV: 90-110
CLP Hg ICV/CCV: 80-120

FORM 2
(LLICV/LLCCV Summary)

Date Analyzed: 06/29/17
Data File: S062917A
Prep Batch: 60927
Analytical Method: 6010B/6010C/7470A,7471A/7471B(Hg),6020/6020A
Instrument: MS2_7500SWA
Units: All units in ppm except Hg and icp-ms in ppb
Project Number: 7062812

Lab Name: Hampton-Clarke
Lab Code:
Contract:
Nras No:
Sdg No:
Case No:
ICV/CCV SOURCE: SPEX

Analyte	LLICV/ LLCCV Amt	LLICV V-258769-9	Rec	LLCCV V-258769-15	Rec	LLCCV V-258769-28	Rec	LLCCV V-258769-41	Rec	LLCCV V-258769-49	Rec		Rec		Rec		Rec
Antimony	4/4	3.779	94	3.761	94	3.699	92	3.664	92	3.553	89						
Arsenic	1/1	9.929E-01	99	9.729E-01	97	9.738E-01	97	8.981E-01	90	8.851E-01	89						
Beryllium	1/1	9.844E-01	98	9.846E-01	98	9.661E-01	97	9.563E-01	96	1.002	100						
Cadmium	2/2	1.884	94	1.903	95	1.886	94	1.830	92	1.789	89						
Selenium	10/10	9.808	98	10.15	102	9.956	100	9.921	99	9.906	99						
Silver	1/1	8.843E-01	88	9.106E-01	91	8.725E-01	87	8.703E-01	87	8.504E-01	85						
Thallium	2/2	1.734	87	1.762	88	1.768	88	1.715	86	1.707	85						

Notes: a-indicates analyte failed the LLICV limits for 6010B, 6010C, 6020, 6020A
c-indicates analyte failed the LLCCV limits for 6010B, 6010C, 6020, 6020A

Qc Limits: LLCCV- 6010B/6010C/6020/6020A (70-130)
LLICV -6010B/6010C/6020/6020A :70-130

FORM 2
(ICV/CCV Summary)

Date Analyzed: 06/30/17
Data File: S21167A4
Prep Batch: 60930
Analytical Method: 6010B/6010C/7470A,7471A/7471B(Hg),6020/6020A
Instrument: PEICP4A
Units: All units in ppm except Hg and icp-ms in ppb
Project Number: 7062812

Lab Name: Hampton-Clarke
Lab Code:
Contract:
Nras No:
Sdg No:
Case No:
ICV/CCV SOURCE: SCP Science

Analyte	ICV/CCV Amt	ICV V-258730-7	Rec	CCV V-258730-20	Rec	CCV V-258730-32	Rec	CCV V-258730-42	Rec	CCV V-258730-51	Rec		Rec		Rec		Rec
Barium	.5/.5	0.47990	96	0.46600	93	0.46333	93	0.45787	92	0.46074	92						
Chromium	.5/.5	0.48349	97	0.47066	94	0.46764	94	0.46167	92	0.46528	93						
Copper	.5/.5	0.47669	95	0.46707	93	0.45996	92	0.45159	90	0.45307	91						
Lead	.5/.5	0.48352	97	0.46972	94	0.48190	96	0.47228	94	0.46238	92						
Manganese	.5/.5	0.47400	95	0.46934	94	0.46579	93	0.45302	91	0.45544	91						
Vanadium	.5/.5	0.47650	95	0.46467	93	0.46178	92	0.45144	90	0.45358	91						
Zinc	.5/.5	0.47794	96	0.46376	93	0.47723	95	0.46033	92	0.46098	92						

Notes:
a-indicates analyte failed the ICV limits for 6010B/6010C, 6020/6020A
b-indicates analyte failed the ICV limits for 200.7 or 200.8
c-indicates analyte failed the CCV limits for 200.7/200.8/245.1/6010B/6010C (Except Hg 7470/7470A,7471A/7471B),6020/6020A
d-indicates analyte failed the CCV limits Hg 7470A/7471A/7471B

Qc Limits:
ICV - 200.7 : 95-105
CCV- 200.7/200.8/6010B/6010C/245.1 : 90-110 (Except Hg 7470/7470A/ 7471A/7471B=80-120)
ICV -6010B/6010C/6020/6020A/200.8 : 90-110
CLP ICP ICV/CCV: 90-110
CLP Hg ICV/CCV: 80-120

FORM 2
(LLICV/LLCCV Summary)

Date Analyzed: 06/30/17
Data File: S21167A4
Prep Batch: 60930
Analytical Method: 6010B/6010C/7470A,7471A/7471B(Hg),6020/6020A
Instrument: PEICP4A
Units: All units in ppm except Hg and icp-ms in ppb
Project Number: 7062812

Lab Name: Hampton-Clarke
Lab Code:
Contract:
Nras No:
Sdg No:
Case No:
ICV/CCV SOURCE: SPEX

Analyte	LLICV/ LLCCV Amt	LLICV [soil] V-258493-8	Rec	LLCCV [soil] V-258493-21	Rec	LLCCV [soil] V-258493-33	Rec	LLCCV [soil] V-258493-43	Rec	LLCCV [soil] V-258493-52	Rec		Rec		Rec		Rec
Barium	0.1/0.1	0.100520	101	0.0936223	94	0.0944588	94	0.0945070	95	0.0942625	94						
Chromium	0.05/0.05	0.0548667	110	0.0516806	103	0.0510044	102	0.0516839	103	0.0519040	104						
Copper	0.05/0.05	0.0521931	104	0.0486377	97	0.0474544	95	0.0471366	94	0.0474919	95						
Lead	0.05/0.05	0.0525153	105	0.0482905	97	0.0526048	105	0.0474315	95	0.0483659	97						
Manganese	0.1/0.1	0.0984318	98	0.0925457	93	0.0930949	93	0.0934000	93	0.0930667	93						
Vanadium	0.1/0.1	0.0996399	100	0.0917927	92	0.0925404	93	0.0927916	93	0.0929396	93						
Zinc	0.1/0.1	0.0960711	96	0.0893557	89	0.0892069	89	0.0914772	91	0.0908497	91						

Notes: a-indicates analyte failed the LLICV limits for 6010B, 6010C, 6020, 6020A
c-indicates analyte failed the LLCCV limits for 6010B, 6010C, 6020, 6020A

Qc Limits: LLCCV- 6010B/6010C/6020/6020A (70-130)
LLICV -6010B/6010C/6020/6020A :70-130

FORM 2
(ICV/CCV Summary)

Date Analyzed: 06/30/17
Data File: S21167B4
Prep Batch: 60930
Analytical Method: 6010B/6010C/7470A,7471A/7471B(Hg),6020/6020A
Instrument: PEICPRAD4A
Units: All units in ppm except Hg and icp-ms in ppb
Project Number: 7062812

Lab Name: Hampton-Clarke
Lab Code:
Contract:
Nras No:
Sdg No:
Case No:
ICV/CCV SOURCE: SCP Science

Analyte	ICV/CCV Amt	ICV V-258730-6	Rec	CCV V-258730-19	Rec	CCV V-258730-28	Rec	CCV V-258730-38	Rec	CCV V-258730-46	Rec		Rec		Rec		Rec
Aluminum	5/5	4.89862	98	4.94470	99	5.00536	100	4.93436	99	4.90830	98						
Calcium	50/50	50.29610	101	49.94580	100	49.74140	99	49.69360	99	49.03500	98						
Iron	5/5	4.91160	98	4.96443	99	4.94377	99	4.93820	99	4.83461	97						
Magnesium	50/50	49.03160	98	48.83480	98	49.02030	98	48.63440	97	48.51670	97						
Potassium	50/50	50.03500	100	50.41010	101	49.71320	99	50.09810	100	49.06240	98						
Sodium	50/50	51.19500	102	51.77180	104	51.09190	102	51.52180	103	50.53620	101						

Notes: a-indicates analyte failed the ICV limits for 6010B/6010C, 6020/6020A
b-indicates analyte failed the ICV limits for 200.7 or 200.8
c-indicates analyte failed the CCV limits for 200.7/200.8/245.1/6010B/6010C (Except Hg 7470/7470A,7471A/7471B),6020/6020A
d-indicates analyte failed the CCV limits Hg 7470A/7471A/7471B

Qc Limits: ICV - 200.7 : 95-105
CCV- 200.7/200.8/6010B/6010C/245.1 : 90-110 (Except Hg 7470/7470A/ 7471A/7471B=80-120)
ICV -6010B/6010C/6020/6020A/200.8 : 90-110

CLP ICP ICV/CCV: 90-110
CLP Hg ICV/CCV: 80-120

FORM 2
(LLICV/LLCCV Summary)

Date Analyzed: 06/30/17
Data File: S21167B4
Prep Batch: 60930
Analytical Method: 6010B/6010C/7470A,7471A/7471B(Hg),6020/6020A
Instrument: PEICPRAD4A
Units: All units in ppm except Hg and icp-ms in ppb
Project Number: 7062812

Lab Name: Hampton-Clarke
Lab Code:
Contract:
Nras No:
Sdg No:
Case No:
ICV/CCV SOURCE: SPEX

Analyte	LLICV/ LLCCV Amt	LLICV [soil] V-258493-7	Rec	LLCCV [soil] V-258493-20	Rec	LLCCV [soil] V-258493-29	Rec	LLCCV [soil] V-258493-39	Rec	LLCCV [soil] V-258493-47	Rec		Rec		Rec		Rec
Aluminum	2.00/2	1.96911	98	1.98051	99	2.00078	100	1.97762	99	1.96274	98						
Calcium	10.00/10	10.3057	103	9.94239	99	10.0105	100	10.2386	102	10.2026	102						
Iron	2.00/2	1.98326	99	1.98860	99	1.98751	99	1.98377	99	1.95100	98						
Magnesium	5.00/5	5.21880	104	5.20382	104	5.24193	105	5.20920	104	5.16199	103						
Potassium	5.00/5	5.71714	114	5.54699	111	5.47441	109	5.59737	112	5.45316	109						
Sodium	2.50/2.5	3.16637	127	3.10037	124	3.00029	120	3.05137	122	2.99153	120						

Notes: a-indicates analyte failed the LLICV limits for 6010B, 6010C, 6020, 6020A
c-indicates analyte failed the LLCCV limits for 6010B, 6010C, 6020, 6020A

Qc Limits: LLCCV- 6010B/6010C/6020/6020A (70-130)
LLICV -6010B/6010C/6020/6020A :70-130

FORM 2
(ICV/CCV Summary)

Date Analyzed: 06/30/17
Data File: S063017C
Prep Batch: 60931
Analytical Method: 6010B/6010C/7470A,7471A/7471B(Hg),6020/6020A
Instrument: MS2_7500SWA
Units: All units in ppm except Hg and icp-ms in ppb
Project Number: 7062812

Lab Name: Hampton-Clarke
Lab Code:
Contract:
Nras No:
Sdg No:
Case No:
ICV/CCV SOURCE: SCP Science

Analyte	ICV/CCV Amt	ICV V-258764-8	Rec	CCV V-258768-14	Rec	CCV V-258768-27	Rec	CCV V-258768-40	Rec	CCV V-258768-52	Rec		Rec		Rec		Rec
Antimony	50/50	49.85000	100	49.78000	100	49.95000	100	48.76000	98	49.66000	99						
Arsenic	50/50	50.77000	102	50.77000	102	50.06000	100	49.07000	98	49.58000	99						
Beryllium	50/50	51.31000	103	50.65000	101	50.42000	101	49.70000	99	50.69000	101						
Cadmium	50/50	50.71000	101	50.14000	100	50.26000	101	49.09000	98	50.01000	100						
Selenium	50/250	51.78000	104	254.80000	102	252.20000	101	246.70000	99	250.50000	100						
Silver	10/50	9.97900	100	48.10000	96	48.18000	96	46.80000	94	47.68000	95						
Thallium	50/50	50.23000	100	51.09000	102	50.68000	101	50.57000	101	50.91000	102						

Notes:
a-indicates analyte failed the ICV limits for 6010B/6010C, 6020/6020A
b-indicates analyte failed the ICV limits for 200.7 or 200.8
c-indicates analyte failed the CCV limits for 200.7/200.8/245.1/6010B/6010C (Except Hg 7470/7470A,7471A/7471B),6020/6020A
d-indicates analyte failed the CCV limits Hg 7470A/7471A/7471B

Qc Limits:
ICV - 200.7 : 95-105
CCV- 200.7/200.8/6010B/6010C/245.1 : 90-110 (Except Hg 7470/7470A/ 7471A/7471B=80-120)
ICV -6010B/6010C/6020/6020A/200.8 : 90-110

CLP ICP ICV/CCV: 90-110
CLP Hg ICV/CCV: 80-120

FORM 2
(LLICV/LLCCV Summary)

Date Analyzed: 06/30/17
Data File: S063017C
Prep Batch: 60931
Analytical Method: 6010B/6010C/7470A,7471A/7471B(Hg),6020/6020A
Instrument: MS2_7500SWA
Units: All units in ppm except Hg and icp-ms in ppb
Project Number: 7062812

Lab Name: Hampton-Clarke
Lab Code:
Contract:
Nras No:
Sdg No:
Case No:
ICV/CCV SOURCE: SPEX

Analyte	LLICV/ LLCCV Amt	LLICV V-258769-9	Rec	LLCCV V-258769-15	Rec	LLCCV V-258769-28	Rec	LLCCV V-258769-41	Rec	LLCCV V-258769-53	Rec		Rec		Rec		Rec
Antimony	4/4	3.747	94	3.789	95	3.750	94	3.752	94	3.720	93						
Arsenic	1/1	9.636E-01	96	9.839E-01	98	1.019	102	9.750E-01	98	9.832E-01	98						
Beryllium	1/1	1.009	101	9.335E-01	93	9.935E-01	99	9.450E-01	94	9.621E-01	96						
Cadmium	2/2	1.903	95	1.883	94	1.880	94	1.866	93	1.849	92						
Selenium	10/10	9.978	100	9.961	100	9.550	96	9.638	96	10.17	102						
Silver	1/1	9.005E-01	90	9.053E-01	91	8.868E-01	89	8.499E-01	85	8.612E-01	86						
Thallium	2/2	1.764	88	1.732	87	1.787	89	1.767	88	1.753	88						

Notes: a-indicates analyte failed the LLICV limits for 6010B, 6010C, 6020, 6020A
c-indicates analyte failed the LLCCV limits for 6010B, 6010C, 6020, 6020A

Qc Limits: LLCCV- 6010B/6010C/6020/6020A (70-130)
LLICV -6010B/6010C/6020/6020A :70-130

FORM 2
(ICV/CCV Summary)

Date Analyzed: 07/03/17
Data File: S21167C4
Prep Batch: 60930
Analytical Method: 6010B/6010C/7470A,7471A/7471B(Hg),6020/6020A
Instrument: PEICP4A
Units: All units in ppm except Hg and icp-ms in ppb
Project Number: 7062812

Lab Name: Hampton-Clarke
Lab Code:
Contract:
Nras No:
Sdg No:
Case No:
ICV/CCV SOURCE: SCP Science

Analyte	ICV/CCV Amt	ICV V-258730-7	Rec	CCV V-258730-20	Rec	CCV V-258730-32	Rec	CCV V-258730-42	Rec	CCV V-258730-51	Rec		Rec		Rec		Rec
Nickel	.5/.5	0.49754	100	0.48375	97	0.47953	96	0.47693	95	0.47362	95						

Notes: a-indicates analyte failed the ICV limits for 6010B/6010C, 6020/6020A
b-indicates analyte failed the ICV limits for 200.7 or 200.8
c-indicates analyte failed the CCV limits for 200.7/200.8/245.1/6010B/6010C (Except Hg 7470/7470A,7471A/7471B),6020/6020A
d-indicates analyte failed the CCV limits Hg 7470A/7471A/7471B

Qc Limits: ICV - 200.7 : 95-105
CCV- 200.7/200.8/6010B/6010C/245.1 : 90-110 (Except Hg 7470/7470A/ 7471A/7471B=80-120)
ICV -6010B/6010C/6020/6020A/200.8 : 90-110

CLP ICP ICV/CCV: 90-110
CLP Hg ICV/CCV: 80-120

FORM 2
(LLICV/LLCCV Summary)

Date Analyzed: 07/03/17
Data File: S21167C4
Prep Batch: 60930
Analytical Method: 6010B/6010C/7470A,7471A/7471B(Hg),6020/6020A
Instrument: PEICP4A
Units: All units in ppm except Hg and icp-ms in ppb
Project Number: 7062812

Lab Name: Hampton-Clarke
Lab Code:
Contract:
Nras No:
Sdg No:
Case No:
ICV/CCV SOURCE: SPEX

Analyte	LLICV/ LLCCV Amt	LLICV [soil] V-258493-8	Rec	LLCCV [soil] V-258493-21	Rec	LLCCV [soil] V-258493-33	Rec	LLCCV [soil] V-258493-43	Rec	LLCCV [soil] V-258493-52	Rec		Rec		Rec		Rec
Nickel	0.05/0.05	0.0588907	118	0.0565018	113	0.0566148	113	0.0568974	114	0.0562316	112						

Notes: a-indicates analyte failed the LLICV limits for 6010B, 6010C, 6020, 6020A
c-indicates analyte failed the LLCCV limits for 6010B, 6010C, 6020, 6020A

Qc Limits: LLCCV- 6010B/6010C/6020/6020A (70-130)
LLICV -6010B/6010C/6020/6020A :70-130

FORM 2
(ICV/CCV Summary)

Date Analyzed: 07/03/17
Data File: S21167D4
Prep Batch: 60930
Analytical Method: 6010B/6010C/7470A,7471A/7471B(Hg),6020/6020A
Instrument: PEICP4A
Units: All units in ppm except Hg and icp-ms in ppb
Project Number: 7062812

Lab Name: Hampton-Clarke
Lab Code:
Contract:
Nras No:
Sdg No:
Case No:
ICV/CCV SOURCE: SCP Science

Analyte	ICV/CCV Amt	ICV V-258730-7	Rec	CCV V-258730-20	Rec	CCV V-258730-29	Rec	CCV V-258730-39	Rec	CCV V-258730-47	Rec		Rec		Rec		Rec
Cobalt	.5/.5	0.48538	97	0.49049	98	0.50003	100	0.49425	99	0.48819	98						

Notes:
a-indicates analyte failed the ICV limits for 6010B/6010C, 6020/6020A
b-indicates analyte failed the ICV limits for 200.7 or 200.8
c-indicates analyte failed the CCV limits for 200.7/200.8/245.1/6010B/6010C (Except Hg 7470/7470A,7471A/7471B),6020/6020A
d-indicates analyte failed the CCV limits Hg 7470A/7471A/7471B

Qc Limits:
ICV - 200.7 : 95-105
CCV- 200.7/200.8/6010B/6010C/245.1 : 90-110 (Except Hg 7470/7470A/ 7471A/7471B=80-120)
ICV -6010B/6010C/6020/6020A/200.8 : 90-110

CLP ICP ICV/CCV: 90-110
CLP Hg ICV/CCV: 80-120

FORM 2
(LLICV/LLCCV Summary)

Date Analyzed: 07/03/17
Data File: S21167D4
Prep Batch: 60930
Analytical Method: 6010B/6010C/7470A,7471A/7471B(Hg),6020/6020A
Instrument: PEICP4A
Units: All units in ppm except Hg and icp-ms in ppb
Project Number: 7062812

Lab Name: Hampton-Clarke
Lab Code:
Contract:
Nras No:
Sdg No:
Case No:
ICV/CCV SOURCE: SPEX

Analyte	LLICV/ LLCCV Amt	LLICV [soil] V-258493-8	Rec	LLCCV [soil] V-258493-21	Rec	LLCCV [soil] V-258493-30	Rec	LLCCV [soil] V-258493-40	Rec	LLCCV [soil] V-258493-48	Rec		Rec		Rec		Rec
Cobalt	0.025/0.025	0.0252460	101	0.0256313	103	0.0256977	103	0.0255666	102	0.0252342	101						

Notes: a-indicates analyte failed the LLICV limits for 6010B, 6010C, 6020, 6020A
c-indicates analyte failed the LLCCV limits for 6010B, 6010C, 6020, 6020A

Qc Limits: LLCCV- 6010B/6010C/6020/6020A (70-130)
LLICV -6010B/6010C/6020/6020A :70-130

FORM 2
(ICV/CCV Summary)

Date Analyzed: 07/03/17
Data File: H21167SB
Prep Batch: 60930
Analytical Method: 6010B/6010C/7470A,7471A/7471B(Hg),6020/6020A
Instrument: HGCV2A
Units: All units in ppm except Hg and icp-ms in ppb
Project Number: 7062812

Lab Name: Hampton-Clarke
Lab Code:
Contract:
Nras No:
Sdg No:
Case No:
ICV/CCV SOURCE: SCP Science

		ICV (2)-9		CCV-21		CCV-33		CCV-41									
Analyte	ICV/CCV Amt		Rec		Rec		Rec		Rec		Rec		Rec		Rec		Rec
Mercury	20/10	20.97000	105	10.69000	107	10.77000	108	2.98100	30 cd								

Notes:
a-indicates analyte failed the ICV limits for 6010B/6010C, 6020/6020A
b-indicates analyte failed the ICV limits for 200.7 or 200.8
c-indicates analyte failed the CCV limits for 200.7/200.8/245.1/6010B/6010C (Except Hg 7470/7470A,7471A/7471B),6020/6020A
d-indicates analyte failed the CCV limits Hg 7470A/7471A/7471B

Qc Limits:
ICV - 200.7 : 95-105
CCV- 200.7/200.8/6010B/6010C/245.1 : 90-110 (Except Hg 7470/7470A/ 7471A/7471B=80-120)
ICV -6010B/6010C/6020/6020A/200.8 : 90-110

CLP ICP ICV/CCV: 90-110
CLP Hg ICV/CCV: 80-120

FORM 2
(ICV/CCV Summary)

Date Analyzed: 07/03/17
Data File: H21167SD
Prep Batch: 60930
Analytical Method: 6010B/6010C/7470A,7471A/7471B(Hg),6020/6020A
Instrument: HGCV2A
Units: All units in ppm except Hg and icp-ms in ppb
Project Number: 7062812

Lab Name: Hampton-Clarke
Lab Code:
Contract:
Nras No:
Sdg No:
Case No:
ICV/CCV SOURCE: SCP Science

Analyte	ICV/CCV Amt	ICV (2)-9	Rec	CCV-17	Rec		Rec		Rec		Rec		Rec		Rec		Rec
Mercury	20/10	21.28000	106	10.95000	110												

Notes:
a-indicates analyte failed the ICV limits for 6010B/6010C, 6020/6020A
b-indicates analyte failed the ICV limits for 200.7 or 200.8
c-indicates analyte failed the CCV limits for 200.7/200.8/245.1/6010B/6010C (Except Hg 7470/7470A,7471A/7471B),6020/6020A
d-indicates analyte failed the CCV limits Hg 7470A/7471A/7471B

Qc Limits:
ICV - 200.7 : 95-105
CCV- 200.7/200.8/6010B/6010C/245.1 : 90-110 (Except Hg 7470/7470A/ 7471A/7471B=80-120)
ICV -6010B/6010C/6020/6020A/200.8 : 90-110

CLP ICP ICV/CCV: 90-110
CLP Hg ICV/CCV: 80-120

FORM 2
(ICV/CCV Summary)

Date Analyzed: 07/06/17
Data File: H21163S
Prep Batch: 60926
Analytical Method: 6010B/6010C/7470A,7471A/7471B(Hg),6020/6020A
Instrument: HGCV2A
Units: All units in ppm except Hg and icp-ms in ppb
Project Number: 7062812

Lab Name: Hampton-Clarke
Lab Code:
Contract:
Nras No:
Sdg No:
Case No:
ICV/CCV SOURCE: SCP Science

		ICV (2)-9		CCV-21		CCV-33		CCV-41								
Analyte	ICV/CCV Amt		Rec		Rec		Rec		Rec		Rec		Rec		Rec	
Mercury	20/10	20.77000	104	10.36000	104	10.42000	104	10.17000	102							

Notes:
a-indicates analyte failed the ICV limits for 6010B/6010C, 6020/6020A
b-indicates analyte failed the ICV limits for 200.7 or 200.8
c-indicates analyte failed the CCV limits for 200.7/200.8/245.1/6010B/6010C (Except Hg 7470/7470A,7471A/7471B),6020/6020A
d-indicates analyte failed the CCV limits Hg 7470A/7471A/7471B

Qc Limits:
ICV - 200.7 : 95-105
CCV- 200.7/200.8/6010B/6010C/245.1 : 90-110 (Except Hg 7470/7470A/ 7471A/7471B=80-120)
ICV -6010B/6010C/6020/6020A/200.8 : 90-110

CLP ICP ICV/CCV: 90-110
CLP Hg ICV/CCV: 80-120

FORM 3
(ICB/CCB/MB Summary)

Date Analyzed: 06/29/17
Data File: S21163B4
Prep Batch: 60926
Reporting Limits Used: 6010B/6010C/7470A,7471A/7471B(Hg),6020/6020A
Instrument: PEICP4A
Units: All units in ppm except Hg and icp-ms in ppb
Project Number: 7062812

Lab Name: Hampton-Clarke
Lab Code:
Contract:
Nras No:
Sdg No:
Case No:

Analyte	ICB V-258908-9	CCB-22	CCB-34	CCB-46	MB 60926 (100)-12			
Barium	.1 U	.1 U	.1 U	.1 U	10 U			
Chromium	.05 U	.05 U	.05 U	.05 U	5 U			
Cobalt	.025 U	.025 U	.025 U	.025 U	2.5 U			
Copper	.05 U	.05 U	.05 U	.05 U	5 U			
Lead	.05 U	.05 U	.05 U	.05 U	5 U			
Manganese	.1 U	.1 U	.1 U	.1 U	10 U			
Nickel	.05 U	.05 U	.05 U	.05 U	5 U			
Vanadium	.1 U	.1 U	.1 U	.1 U	10 U			
Zinc	.1 U	.1 U	.1 U	.1 U	10 U			

Notes: a-indicates absolute value of result found above the reporting limits in CCB/ICB or result found above reporting limit in the MB
u-indicates result below reporting limit

FORM 3
(ICB/CCB/MB Summary)

Date Analyzed: 06/29/17
Data File: S21163C4
Prep Batch: 60926
Reporting Limits Used: 6010B/6010C/7470A,7471A/7471B(Hg),6020/6020A
Instrument: PEICPRAD4A
Units: All units in ppm except Hg and icp-ms in ppb
Project Number: 7062812

Lab Name: Hampton-Clarke
Lab Code:
Contract:
Nras No:
Sdg No:
Case No:

Analyte	ICB V-258908-8	CCB-21	CCB-33	CCB-45	MB 60926 (100)-11			
Aluminum	2 U	2 U	2 U	2 U	200 U			
Calcium	10 U	10 U	10 U	10 U	1000 U			
Iron	2 U	2 U	2 U	2 U	200 U			
Magnesium	5 U	5 U	5 U	5 U	500 U			
Potassium	5 U	5 U	5 U	5 U	500 U			
Sodium	2.5 U	2.5 U	2.5 U	2.5 U	250 U			

Notes: a-indicates absolute value of result found above the reporting limits in CCB/ICB or result found above reporting limit in the MB
u-indicates result below reporting limit

FORM 3
(ICB/CCB/MB Summary)

Date Analyzed: 06/29/17
Data File: S062917A
Prep Batch: 60927
Reporting Limits Used: 6010B/6010C/7470A,7471A/7471B(Hg),6020/6020A
Instrument: MS2_7500SWA
Units: All units in ppm except Hg and icp-ms in ppb
Project Number: 7062812

Lab Name: Hampton-Clarke
Lab Code:
Contract:
Nras No:
Sdg No:
Case No:

Analyte	ICB V-258765-10	CCB V-258765-16	CCB V-258765-29	CCB V-258765-42	CCB V-258765-50	MB 60927-17		
Antimony	4 U	4 U	4 U	4 U	4 U	800 U		
Arsenic	1 U	1 U	1 U	1 U	1 U	200 U		
Beryllium	1 U	1 U	1 U	1 U	1 U	200 U		
Cadmium	2 U	2 U	2 U	2 U	2 U	400 U		
Selenium	10 U	10 U	10 U	10 U	10 U	2000 U		
Silver	1 U	1 U	1 U	1 U	1 U	200 U		
Thallium	2 U	2 U	2 U	2 U	2 U	400 U		

Notes: a-indicates absolute value of result found above the reporting limits in CCB/ICB or result found above reporting limit in the MB
u-indicates result below reporting limit

FORM 3
(ICB/CCB/MB Summary)

Date Analyzed: 06/30/17
Data File: S21167A4
Prep Batch: 60930
Reporting Limits Used: 6010B/6010C/7470A,7471A/7471B(Hg),6020/6020A
Instrument: PEICP4A
Units: All units in ppm except Hg and icp-ms in ppb
Project Number: 7062812

Lab Name: Hampton-Clarke
Lab Code:
Contract:
Nras No:
Sdg No:
Case No:

Analyte	ICB V-258908-9	CCB-22	CCB-34	CCB-44	CCB-53	MB 60930 (100)-12		
Barium	.1 U	.1 U	.1 U	.1 U	.1 U	10 U		
Chromium	.05 U	.05 U	.05 U	.05 U	.05 U	5 U		
Copper	.05 U	.05 U	.05 U	.05 U	.05 U	5 U		
Lead	.05 U	.05 U	.05 U	.05 U	.05 U	5 U		
Manganese	.1 U	.1 U	.1 U	.1 U	.1 U	10 U		
Vanadium	.1 U	.1 U	.1 U	.1 U	.1 U	10 U		
Zinc	.1 U	.1 U	.1 U	.1 U	.1 U	10 U		

Notes: a-indicates absolute value of result found above the reporting limits in CCB/ICB or result found above reporting limit in the MB
u-indicates result below reporting limit

FORM 3
(ICB/CCB/MB Summary)

Date Analyzed: 06/30/17
Data File: S21167B4
Prep Batch: 60930
Reporting Limits Used: 6010B/6010C/7470A,7471A/7471B(Hg),6020/6020A
Instrument: PEICPRAD4A
Units: All units in ppm except Hg and icp-ms in ppb
Project Number: 7062812

Lab Name: Hampton-Clarke
Lab Code:
Contract:
Nras No:
Sdg No:
Case No:

Analyte	ICB V-258908-8	CCB-21	CCB-30	CCB-40	CCB-48	MB 60930 (100)-11		
Aluminum	2 U	2 U	2 U	2 U	2 U	200 U		
Calcium	10 U	10 U	10 U	10 U	10 U	1000 U		
Iron	2 U	2 U	2 U	2 U	2 U	200 U		
Magnesium	5 U	5 U	5 U	5 U	5 U	500 U		
Potassium	5 U	5 U	5 U	5 U	5 U	500 U		
Sodium	2.5 U	2.5 U	2.5 U	2.5 U	2.5 U	250 U		

Notes: a-indicates absolute value of result found above the reporting limits in CCB/ICB or result found above reporting limit in the MB
u-indicates result below reporting limit

FORM 3
(ICB/CCB/MB Summary)

Date Analyzed: 06/30/17
Data File: S063017C
Prep Batch: 60931
Reporting Limits Used: 6010B/6010C/7470A,7471A/7471B(Hg),6020/6020A
Instrument: MS2_7500SWA
Units: All units in ppm except Hg and icp-ms in ppb
Project Number: 7062812

Lab Name: Hampton-Clarke
Lab Code:
Contract:
Nras No:
Sdg No:
Case No:

Analyte	ICB V-258765-10	CCB V-258765-16	CCB V-258765-29	CCB V-258765-42	CCB V-258765-54	MB 60931-17		
Antimony	4 U	4 U	4 U	4 U	4 U	800 U		
Arsenic	1 U	1 U	1 U	1 U	1 U	200 U		
Beryllium	1 U	1 U	1 U	1 U	1 U	200 U		
Cadmium	2 U	2 U	2 U	2 U	2 U	400 U		
Selenium	10 U	10 U	10 U	10 U	10 U	2000 U		
Silver	1 U	1 U	1 U	1 U	1 U	200 U		
Thallium	2 U	2 U	2 U	2 U	2 U	400 U		

Notes: a-indicates absolute value of result found above the reporting limits in CCB/ICB or result found above reporting limit in the MB
u-indicates result below reporting limit

FORM 3
(ICB/CCB/MB Summary)

Date Analyzed: 07/03/17
Data File: S21167C4
Prep Batch: 60930
Reporting Limits Used: 6010B/6010C/7470A,7471A/7471B(Hg),6020/6020A
Instrument: PEICP4A
Units: All units in ppm except Hg and icp-ms in ppb
Project Number: 7062812

Lab Name: Hampton-Clarke
Lab Code:
Contract:
Nras No:
Sdg No:
Case No:

Analyte	ICB V-258908-9	CCB-22	CCB-34	CCB-44	CCB-53	MB 60930 (100)-12		
Nickel	.05 U	.05 U	.05 U	.05 U	.05 U	5 U		

Notes: a-indicates absolute value of result found above the reporting limits in CCB/ICB or result found above reporting limit in the MB
u-indicates result below reporting limit

FORM 3
(ICB/CCB/MB Summary)

Date Analyzed: 07/03/17
Data File: S21167D4
Prep Batch: 60930
Reporting Limits Used: 6010B/6010C/7470A,7471A/7471B(Hg),6020/6020A
Instrument: PEICP4A
Units: All units in ppm except Hg and icp-ms in ppb
Project Number: 7062812

Lab Name: Hampton-Clarke
Lab Code:
Contract:
Nras No:
Sdg No:
Case No:

Analyte	ICB V-258908-9	CCB-22	CCB-31	CCB-41	CCB-49	MB 60930 (100)-12		
Cobalt	.025 U	.025 U	.025 U	.025 U	.025 U	2.5 U		

Notes: a-indicates absolute value of result found above the reporting limits in CCB/ICB or result found above reporting limit in the MB
u-indicates result below reporting limit

FORM 3
(ICB/CCB/MB Summary)

Date Analyzed: 07/03/17
Data File: H21167SB
Prep Batch: 60930
Reporting Limits Used: 6010B/6010C/7470A,7471A/7471B(Hg),6020/6020A
Instrument: HGCV2A
Units: All units in ppm except Hg and icp-ms in ppb
Project Number: 7062812

Lab Name: Hampton-Clarke
Lab Code:
Contract:
Nras No:
Sdg No:
Case No:

Analyte	ICB-10	CCB-22	CCB-34	MB 60930 (167)-11				
Mercury	.5 U	.5 U	.5 U	83 U				

Notes: a-indicates absolute value of result found above the reporting limits in CCB/ICB or result found above reporting limit in the MB
u-indicates result below reporting limit

FORM 3
(ICB/CCB/MB Summary)

Date Analyzed: 07/03/17
Data File: H21167SD
Prep Batch: 60930
Reporting Limits Used: 6010B/6010C/7470A,7471A/7471B(Hg),6020/6020A
Instrument: HGCV2A
Units: All units in ppm except Hg and icp-ms in ppb
Project Number: 7062812

Lab Name: Hampton-Clarke
Lab Code:
Contract:
Nras No:
Sdg No:
Case No:

Analyte	ICB-10	CCB-18						
Mercury	.5 U	.5 U						

Notes: a-indicates absolute value of result found above the reporting limits in CCB/ICB or result found above reporting limit in the MB
u-indicates result below reporting limit

FORM 3
(ICB/CCB/MB Summary)

Date Analyzed: 07/06/17
Data File: H21163S
Prep Batch: 60926
Reporting Limits Used: 6010B/6010C/7470A,7471A/7471B(Hg),6020/6020A
Instrument: HGCV2A
Units: All units in ppm except Hg and icp-ms in ppb
Project Number: 7062812

Lab Name: Hampton-Clarke
Lab Code:
Contract:
Nras No:
Sdg No:
Case No:

Analyte	ICB-10	CCB-22	CCB-34	CCB-42	MB 60926 (167)-11			
Mercury	.5 U	.5 U	.5 U	.5 U	83 U			

Notes: a-indicates absolute value of result found above the reporting limits in CCB/ICB or result found above reporting limit in the MB
u-indicates result below reporting limit

FORM 4
(ICSA/ICSAB Summary)

Date Analyzed: 06/29/17
Data File: S21163B4
Prep Batch: 60926
Reporting Limits Used: 6010B/6010C/7470A,7471A/7471B(Hg),6020/6020A
Instrument: PEICP4A
Units: All units in ppm except Hg and icp-ms in ppb
Project Number: 7062812

Lab Name: Hampton-Clarke
Lab Code:
Contract:
Nras No:
Sdg No:
Case No:
ICSA/ICSAB: SOURCE: SCP Science

Analyte	Spk Amt	ICSA V-258014-10	Rec	ICSAB V-258391-11	Rec	ICSA V-258014-30	Rec	ICSAB V-258391-31	Rec	ICSA V-258014-42	Rec	ICSAB V-258391-43	Rec		Rec		Rec
Aluminum	500	494.979	99	509.00100	102	498.166	100	507.58200	102	515.715	103	511.69700	102				
Barium	.5	U		0.51916	104	U		0.50056	100	U		0.52999	106				
Calcium	500	475.798	95	491.26800	98	488.524	98	495.38000	99	503.48	101	499.77600	100				
Chromium	.5	U		0.50538	101	U		0.51429	103	U		0.51157	102				
Cobalt	.5	U		0.44582	89	U		0.45536	91	U		0.45692	91				
Copper	.5	U		0.51440	103	U		0.51592	103	U		0.51269	103				
Iron	200	180.837	90	185.94700	93	183.467	92	186.60700	93	190.573	95	189.95700	95				
Lead	1	U		0.92699	93	U		0.96190	96	U		0.96818	97				
Magnesium	500	496.76	99	510.38400	102	504.899	101	512.76900	103	525.518	105	524.70900	105				
Manganese	.5	U		0.47504	95	U		0.48286	97	U		0.48633	97				
Nickel	1	U		0.85799	86	U		0.87932	88	U		0.88082	88				
Vanadium	.5	U		0.48735	97	U		0.49446	99	U		0.49714	99				
Zinc	1	U		0.92982	93	U		0.96850	97	U		0.97922	98				

Notes: a-indicates absolute value of the concentration > 2 * Reporting Limits In the ICSA
b-indicates absolute value of the concentration above Reporting Limits but < 2 * Reporting Limits in the ICSA
c-indicates the recovery failed the Qc Criteria in the ICSAB
u-indicates the absolute value of the concentration was below the reporting limit

FORM 4
(ICSA/ICSAB Summary)

Date Analyzed: 06/29/17
Data File: S21163C4
Prep Batch: 60926
Reporting Limits Used: 6010B/6010C/7470A,7471A/7471B(Hg),6020/6020A
Instrument: PEICPRAD4A
Units: All units in ppm except Hg and icp-ms in ppb
Project Number: 7062812

Lab Name: Hampton-Clarke
Lab Code:
Contract:
Nras No:
Sdg No:
Case No:
ICSA/ICSAB: SOURCE: SCP Science

Analyte	Spk Amt	ICSA V-258014-9	Rec	ICSAB V-258391-10	Rec	ICSA V-258014-29	Rec	ICSAB V-258391-30	Rec	ICSA V-258014-41	Rec	ICSAB V-258391-42	Rec		Rec		Rec
Aluminum	500	498.582	100	501.14000	100	508.212	102	502.74000	101	506.009	101	520.57600	104				
Calcium	500	492.709	99	492.92900	99	485.652	97	478.15300	96	480.345	96	494.57100	99				
Iron	200	191.744	96	191.86000	96	190.988	95	188.58000	94	191.328	96	196.45300	98				
Magnesium	500	494.717	99	494.58100	99	489.007	98	481.92100	96	486.279	97	501.05700	100				
Potassium	0	U		0.23050		U		0.39262		U		0.47159					
Sodium	0	U		0.21866		U		0.16940		U		0.16249					

Notes: a-indicates absolute value of the concentration > 2 * Reporting Limits In the ICSA
b-indicates absolute value of the concentration above Reporting Limits but < 2 * Reporting Limits in the ICSA
c-indicates the recovery failed the Qc Criteria in the ICSAB
u-indicates the absolute value of the concentration was below the reporting limit

FORM 4
(ICSA/ICSAB Summary)

Date Analyzed: 06/29/17
Data File: S062917A
Prep Batch: 60927
Reporting Limits Used: 6010B/6010C/7470A,7471A/7471B(Hg),6020/6020A
Instrument: MS2_7500SWA
Units: All units in ppm except Hg and icp-ms in ppb
Project Number: 7062812

Lab Name: Hampton-Clarke
Lab Code:
Contract:
Nras No:
Sdg No:
Case No:
ICSA/ICSAB: SOURCE: SCP Science

Analyte	Spk Amt	ICSA V-258766-11	Rec	ICSAB V-258767-12	Rec	Rec	Rec	Rec	Rec	Rec	Rec
Aluminum	50000	43490	87	48110.00000	96						
Antimony	0	U		0.33490							
Arsenic	100	U		98.33000	98						
Beryllium	0	U		-0.00162							
Cadmium	100	U		93.85000	94						
Calcium	150000	136200	91	49200.00000	99						
Iron	125000	102600	82	14700.00000	92						
Magnesium	50000	41140	82	46010.00000	92						
Selenium	100	U		93.51000	94						
Silver	50	U		43.12000	86						
Thallium	0	U		-0.00278							

Notes: a-indicates absolute value of the concentration > 2 * Reporting Limits In the ICSA
b-indicates absolute value of the concentration above Reporting Limits but < 2 * Reporting Limits in the ICSA
c-indicates the recovery failed the Qc Criteria in the ICSAB
u-indicates the absolute value of the concentration was below the reporting limit

FORM 4
(ICSA/ICSAB Summary)

Date Analyzed: 06/30/17
Data File: S21167A4
Prep Batch: 60930
Reporting Limits Used: 6010B/6010C/7470A,7471A/7471B(Hg),6020/6020A
Instrument: PEICP4A
Units: All units in ppm except Hg and icp-ms in ppb
Project Number: 7062812

Lab Name: Hampton-Clarke
Lab Code:
Contract:
Nras No:
Sdg No:
Case No:
ICSA/ICSAB: SOURCE: SCP Science

Analyte	Spk Amt	ICSA V-258014-10	Rec	ICSAB V-258391-11	Rec	ICSA V-258014-30	Rec	ICSAB V-258391-31	Rec	ICSA V-258014-49	Rec	ICSAB V-258391-50	Rec		Rec		Rec
Aluminum	500	457.848	92	467.84500	94	457.858	92	443.77000	89	456.761	91	456.50500	91				
Barium	.5	U		0.47259	95	U		0.45509	91	U		0.45056	90				
Calcium	500	440.439	88	452.75700	91	444.711	89	436.01000	87	446.225	89	450.77500	90				
Chromium	.5	U		0.46336	93	U		0.44650	89	U		0.43886	88				
Copper	.5	U		0.46745	93	U		0.44331	89	U		0.46339	93				
Iron	200	164.242	82	167.96000	84	166.14	83	161.16100	81	165.793	83	165.80500	83				
Lead	1	U		0.84846	85	U		0.82976	83	U		0.87187	87				
Magnesium	500	460.552	92	470.76600	94	466.347	93	452.00500	90	465.163	93	464.94700	93				
Manganese	.5	U		0.43571	87	U		0.41704	83	U		0.44002	88				
Vanadium	.5	U		0.44852	90	U		0.42616	85	U		0.44849	90				
Zinc	1	U		0.83639	84	U		0.81729	82	U		0.86284	86				

Notes: a-indicates absolute value of the concentration > 2 * Reporting Limits In the ICSA
b-indicates absolute value of the concentration above Reporting Limits but < 2 * Reporting Limits in the ICSA
c-indicates the recovery failed the Qc Criteria in the ICSAB
u-indicates the absolute value of the concentration was below the reporting limit

FORM 4
(ICSA/ICSAB Summary)

Date Analyzed: 06/30/17
Data File: S21167B4
Prep Batch: 60930
Reporting Limits Used: 6010B/6010C/7470A,7471A/7471B(Hg),6020/6020A
Instrument: PEICPRAD4A
Units: All units in ppm except Hg and icp-ms in ppb
Project Number: 7062812

Lab Name: Hampton-Clarke
Lab Code:
Contract:
Nras No:
Sdg No:
Case No:
ICSA/ICSAB: SOURCE: SCP Science

Analyte	Spk Amt	ICSA V-258014-9	Rec	ICSAB V-258391-10	Rec	ICSA V-258014-26	Rec	ICSAB V-258391-27	Rec	ICSA V-258014-44	Rec	ICSAB V-258391-45	Rec		Rec		Rec
Aluminum	500	477.886	96	483.65800	97	476.587	95	481.19100	96	485.177	97	483.01700	97				
Calcium	500	467.903	94	472.50000	94	461.974	92	465.34100	93	469.191	94	466.19000	93				
Iron	200	178.407	89	180.34100	90	176.93	88	178.56400	89	179.664	90	178.53100	89				
Magnesium	500	459.795	92	464.64800	93	455.215	91	459.14800	92	462.225	92	458.87400	92				
Potassium	0	U		0.53612		U		0.51170		U		0.50251					
Sodium	0	U		0.55173		U		0.53243		U		0.49293					

Notes: a-indicates absolute value of the concentration > 2 * Reporting Limits In the ICSA
b-indicates absolute value of the concentration above Reporting Limits but < 2 * Reporting Limits in the ICSA
c-indicates the recovery failed the Qc Criteria in the ICSAB
u-indicates the absolute value of the concentration was below the reporting limit

FORM 4
(ICSA/ICSAB Summary)

Date Analyzed: 06/30/17
Data File: S063017C
Prep Batch: 60931
Reporting Limits Used: 6010B/6010C/7470A,7471A/7471B(Hg),6020/6020A
Instrument: MS2_7500SWA
Units: All units in ppm except Hg and icp-ms in ppb
Project Number: 7062812

Lab Name: Hampton-Clarke
Lab Code:
Contract:
Nras No:
Sdg No:
Case No:
ICSA/ICSAB: SOURCE: SCP Science

Analyte	Spk Amt	ICSA V-258766-11	Rec	ICSAB V-258767-12	Rec	Rec	Rec	Rec	Rec	Rec	Rec
Aluminum	50000	43580	87	47590.00000	95						
Antimony	0	U		0.34440							
Arsenic	100	U		99.80000	100						
Beryllium	0	U		0.00009							
Cadmium	100	U		92.35000	92						
Calcium	150000	134500	90	48900.00000	99						
Iron	125000	105000	84	15100.00000	92						
Magnesium	50000	42390	85	46380.00000	93						
Selenium	100	U		93.75000	94						
Silver	50	U		42.72000	85						
Thallium	0	U		0.01024							

Notes: a-indicates absolute value of the concentration > 2 * Reporting Limits In the ICSA
b-indicates absolute value of the concentration above Reporting Limits but < 2 * Reporting Limits in the ICSA
c-indicates the recovery failed the Qc Criteria in the ICSAB
u-indicates the absolute value of the concentration was below the reporting limit

FORM 4
(ICSA/ICSAB Summary)

Date Analyzed: 07/03/17
Data File: S21167C4
Prep Batch: 60930
Reporting Limits Used: 6010B/6010C/7470A,7471A/7471B(Hg),6020/6020A
Instrument: PEICP4A
Units: All units in ppm except Hg and icp-ms in ppb
Project Number: 7062812

Lab Name: Hampton-Clarke
Lab Code:
Contract:
Nras No:
Sdg No:
Case No:
ICSA/ICSAB: SOURCE: SCP Science

Analyte	Spk Amt	ICSA V-258014-10	Rec	ICSAB V-258391-11	Rec	ICSA V-258014-30	Rec	ICSAB V-258391-31	Rec	ICSA V-258014-49	Rec	ICSAB V-258391-50	Rec		Rec		Rec
Aluminum	500	513.999	103	521.70000	104	520.437	104	531.34700	106	521.104	104	531.26800	106				
Calcium	500	495.743	99	501.25900	100	502.341	100	509.03700	102	495.313	99	503.50200	101				
Iron	200	185.393	93	188.73800	94	188.549	94	192.99000	96	188.392	94	193.79300	97				
Magnesium	500	496.048	99	504.37700	101	502.3	100	513.95600	103	500.208	100	515.79800	103				
Nickel	1	U		0.86856	87	U		0.86788	87	U		0.85958	86				

Notes: a-indicates absolute value of the concentration > 2 * Reporting Limits In the ICSA
b-indicates absolute value of the concentration above Reporting Limits but < 2 * Reporting Limits in the ICSA
c-indicates the recovery failed the Qc Criteria in the ICSAB
u-indicates the absolute value of the concentration was below the reporting limit

FORM 4
(ICSA/ICSAB Summary)

Date Analyzed: 07/03/17
Data File: S21167D4
Prep Batch: 60930
Reporting Limits Used: 6010B/6010C/7470A,7471A/7471B(Hg),6020/6020A
Instrument: PEICP4A
Units: All units in ppm except Hg and icp-ms in ppb
Project Number: 7062812

Lab Name: Hampton-Clarke
Lab Code:
Contract:
Nras No:
Sdg No:
Case No:
ICSA/ICSAB: SOURCE: SCP Science

Analyte	Spk Amt	ICSA V-258014-10	Rec	ICSAB V-258391-11	Rec	ICSA V-258014-27	Rec	ICSAB V-258391-28	Rec	ICSA V-258014-45	Rec	ICSAB V-258391-46	Rec		Rec		Rec
Aluminum	500	475.467	95	488.28700	98	484.52	97	498.72400	100	483.478	97	497.93800	100				
Calcium	500	459.543	92	483.47800	97	505.639	101	497.65100	100	471.178	94	491.36200	98				
Cobalt	.5	U		0.45524	91	U		0.45237	90	U		0.45290	91				
Iron	200	176.701	88	185.54900	93	191.519	96	189.75900	95	182.186	91	187.94400	94				
Magnesium	500	479.476	96	508.11700	102	535.668	107	520.19200	104	495.187	99	511.69000	102				

Notes: a-indicates absolute value of the concentration > 2 * Reporting Limits In the ICSA
b-indicates absolute value of the concentration above Reporting Limits but < 2 * Reporting Limits in the ICSA
c-indicates the recovery failed the Qc Criteria in the ICSAB
u-indicates the absolute value of the concentration was below the reporting limit

FORM5/FORM7

SPIKE RECOVERY DATA

PREP BATCH: 60926

Instrument Type: ICP/HG

Analytical Method(s):6010/200.7/7470A/7471A/245.1

ICP units in ppm, ICPMS and Hg in ppb

TxtQcType: LCSMR Matrix: SOIL SampleID: LCS MR 60926

Analyte	BatchId	DF	Data Fil	Seq#:	Spk Conc:	Spk Adde	Recov	Qual	Lo Lim	Hi Lim
Aluminum	60926	1	S21163C4	13	63.7225	80.80	79		49	151
Barium	60926	1	S21163B4	14	1.0495	1.10	95		82	118
Calcium	60926	1	S21163C4	13	59.7206	64.50	93		82	118
Chromium	60926	1	S21163B4	14	0.5976	0.650	92		79	121
Cobalt	60926	1	S21163B4	14	0.5794	0.588	99		84	116
Copper	60926	1	S21163B4	14	0.5549	0.564	98		80	120
Iron	60926	1	S21163C4	13	137.9520	147.00	94		46	154
Lead	60926	1	S21163B4	14	0.8241	0.856	96		82	118
Magnesium	60926	1	S21163C4	13	23.9894	27.10	89		76	124
Manganese	60926	1	S21163B4	14	2.4989	2.73	92		81	119
Mercury	60926	5	H21163S	15	14.7500	73.8	100		64	136
Nickel	60926	1	S21163B4	14	0.5904	0.613	96		83	117
Potassium	60926	1	S21163C4	13	22.2681	24.20	92		69	131
Sodium	60926	1	S21163C4	13	9.0181	9.14	99		72	128
Vanadium	60926	1	S21163B4	14	0.5164	0.563	92		77	123
Zinc	60926	1	S21163B4	14	1.8343	1.98	93		82	117

TxtQcType: LCS Matrix: SOIL SampleID: LCS 60926

Analyte	BatchId	DF	Data Fil	Seq#:	Spk Conc:	Spk Adde	Recov	Qual	Lo Lim	Hi Lim
Aluminum	60926	1	S21163C4	12	61.9150	80.80	77		49	151
Barium	60926	1	S21163B4	13	0.9993	1.10	91		82	118
Calcium	60926	1	S21163C4	12	62.2172	64.50	96		82	118
Chromium	60926	1	S21163B4	13	0.5802	0.650	89		79	121
Cobalt	60926	1	S21163B4	13	0.5571	0.588	95		84	116
Copper	60926	1	S21163B4	13	0.5320	0.564	94		80	120
Iron	60926	1	S21163C4	12	132.6330	147.00	90		46	154
Lead	60926	1	S21163B4	13	0.7985	0.856	93		82	118
Magnesium	60926	1	S21163C4	12	23.0673	27.10	85		76	124
Manganese	60926	1	S21163B4	13	2.4185	2.73	89		81	119
Mercury	60926	5	H21163S	14	14.8300	73.8	100		64	136
Nickel	60926	1	S21163B4	13	0.5671	0.613	93		83	117
Potassium	60926	1	S21163C4	12	21.5422	24.20	89		69	131
Sodium	60926	1	S21163C4	12	8.7721	9.14	96		72	128
Vanadium	60926	1	S21163B4	13	0.5002	0.563	89		77	123
Zinc	60926	1	S21163B4	13	1.7788	1.98	90		82	117

TxtQcType: MSD Matrix: SOIL SampleID: AC98711-004

Analyte	BatchId	DF	Data Fil	Seq#:	NS Data Fil	Seq#	Spk Conc:	NS Conc:	Spk Adde	Recov	Qual	Lo Lim	Hi Lim
Aluminum	60926	1	S21163C4	17	S21163C4	14	66.6490	93.2973	5.0	-530	b	75	125
Barium	60926	1	S21163B4	18	S21163B4	15	0.9565	0.9602	0.5	-.73	a	75	125
Calcium	60926	1	S21163C4	17	S21163C4	14	104.9920	55.9752	50	98		75	125
Chromium	60926	1	S21163B4	18	S21163B4	15	0.5786	0.2562	0.5	64	a	75	125
Cobalt	60926	1	S21163B4	18	S21163B4	15	0.4834	0.0727	0.5	82		75	125
Copper	60926	1	S21163B4	18	S21163B4	15	0.8852	0.7340	0.5	30	a	75	125
Iron	60926	1	S21163C4	17	S21163C4	14	104.8280	169.9340	5.0	-1300	b	75	125
Lead	60926	1	S21163B4	18	S21163B4	15	1.8919	0.8514	0.5	208	a	75	125
Magnesium	60926	1	S21163C4	17	S21163C4	14	85.8661	44.5541	50	83		75	125
Manganese	60926	1	S21163B4	18	S21163B4	15	2.0718	2.5844	0.5	-100	b	75	125
Mercury	60926	20	H21163S	40	H21163S	37	10.1200	7.1130	10	601	b	75	125
Nickel	60926	1	S21163B4	18	S21163B4	15	0.5221	0.1561	0.5	73	a	75	125
Potassium	60926	1	S21163C4	17	S21163C4	14	50.5805	6.3754	50	88		75	125
Sodium	60926	1	S21163C4	17	S21163C4	14	48.8912	2.5U	50	98		75	125
Vanadium	60926	1	S21163B4	18	S21163B4	15	0.5684	0.2428	0.5	65	a	75	125
Zinc	60926	1	S21163B4	18	S21163B4	15	1.0047	0.9257	0.5	16	a	75	125

a-Indicates Recovery Failed the criteria b-Indicates Recovery Failed the criteria but non spike concentration >4*spike amount

FORM5/FORM7

SPIKE RECOVERY DATA

PREP BATCH: 60926

Instrument Type: ICP/HG

Analytical Method(s):6010/200.7/7470A/7471A/245.1

ICP units in ppm, ICPMS and Hg in ppb

TxtQcType: MS Matrix: SOIL SampleID: AC98711-004

Analyte	BatchId	DF	Data Fil	Seq#:	NS Data Fil	Seq#	Spk Conc:	NS Conc:	Spk Adde	Recov	Qual	Lo Lim	Hi Lim
Aluminum	60926	1	S21163C4	16	S21163C4	14	110.4640	93.2973	5.0	343	b	75	125
Barium	60926	1	S21163B4	17	S21163B4	15	1.4826	0.9602	0.5	104		75	125
Calcium	60926	1	S21163C4	16	S21163C4	14	95.1050	55.9752	50	78		75	125
Chromium	60926	1	S21163B4	17	S21163B4	15	0.6988	0.2562	0.5	89		75	125
Cobalt	60926	1	S21163B4	17	S21163B4	15	0.5102	0.0727	0.5	87		75	125
Copper	60926	1	S21163B4	17	S21163B4	15	1.3413	0.7340	0.5	121		75	125
Iron	60926	1	S21163C4	16	S21163C4	14	187.9490	169.9340	5.0	360	b	75	125
Lead	60926	1	S21163B4	17	S21163B4	15	1.3528	0.8514	0.5	100		75	125
Magnesium	60926	1	S21163C4	16	S21163C4	14	83.9668	44.5541	50	79		75	125
Manganese	60926	1	S21163B4	17	S21163B4	15	3.2663	2.5844	0.5	136	b	75	125
Mercury	60926	20	H21163S	39	H21163S	37	6.3240	7.1130	10	-160	b	75	125
Nickel	60926	1	S21163B4	17	S21163B4	15	0.5898	0.1561	0.5	87		75	125
Potassium	60926	1	S21163C4	16	S21163C4	14	51.4943	6.3754	50	90		75	125
Sodium	60926	1	S21163C4	16	S21163C4	14	47.2844	2.5U	50	95		75	125
Vanadium	60926	1	S21163B4	17	S21163B4	15	0.7085	0.2428	0.5	93		75	125
Zinc	60926	1	S21163B4	17	S21163B4	15	1.4890	0.9257	0.5	113		75	125

a-Indicates Recovery Failed the criteria b-Indicates Recovery Failed the criteria but non spike concentration >4*spike amount

FORM5/FORM7

SPIKE RECOVERY DATA

PREP BATCH: 60926

Instrument Type: ICP/HG

Analytical Method(s):6010/200.7/7470A/7471A/245.1

ICP units in ppm, ICPMS and Hg in ppb

TxtQcType: PS Matrix: SOIL SampleID: AC98711-004

Analyte	DF	Data Fil	Seq#:	NS Data Fil	Seq#	Spk Conc:	NS Conc:	Spk Adde	Recov	Qual	Lo Lim	Hi Lim
Aluminum	1	S21163C4	18	S21163C4	14	96.0473	93.2973	5.0	55	b	80	120
Barium	1	S21163B4	19	S21163B4	15	1.4144	0.9602	0.50	91		80	120
Calcium	1	S21163C4	18	S21163C4	14	101.7570	55.9752	50	92		80	120
Chromium	1	S21163B4	19	S21163B4	15	0.7211	0.2562	0.50	93		80	120
Cobalt	1	S21163B4	19	S21163B4	15	0.5572	0.0727	0.50	97		80	120
Copper	1	S21163B4	19	S21163B4	15	1.2171	0.7340	0.50	97		80	120
Iron	1	S21163C4	18	S21163C4	14	169.7910	169.9340	5.0	-2.9	b	80	120
Lead	1	S21163B4	19	S21163B4	15	1.3181	0.8514	0.50	93		80	120
Magnesium	1	S21163C4	18	S21163C4	14	89.2664	44.5541	50	89		80	120
Manganese	1	S21163B4	19	S21163B4	15	2.9700	2.5844	0.50	77	b	80	120
Nickel	1	S21163B4	19	S21163B4	15	0.6305	0.1561	0.50	95		80	120
Potassium	1	S21163C4	18	S21163C4	14	54.4384	6.3754	50	96		80	120
Sodium	1	S21163C4	18	S21163C4	14	49.5220	2.5U	50	99		80	120
Vanadium	1	S21163B4	19	S21163B4	15	0.7075	0.2428	0.50	93		80	120
Zinc	1	S21163B4	19	S21163B4	15	1.4106	0.9257	0.50	97		80	120

a-Indicates Recovery Failed the criteria b-Indicates Recovery Failed the criteria but non spike concentration >4*spike amount

FORM5/FORM7

SPIKE RECOVERY DATA

PREP BATCH: 60927

Instrument Type: ICPMS

Analytical Method(s):6020/200.8

ICP units in ppm, ICPMS and Hg in ppb

TxtQcType: LCSMR Matrix: SOIL SampleID: LCS MR 60927

Analyte	BatchId	DF	Data Fil	Seq#:	Spk Conc:	Spk Adde	Recov	Qual	Lo Lim	Hi Lim
Antimony	60927	1	S062917A	19	34.1900	88.2	39		0.02	197.3
Arsenic	60927	1	S062917A	19	51.9800	57	91		75.1	124.9
Beryllium	60927	1	S062917A	19	61.6700	67.5	91		82.8	117.2
Cadmium	60927	1	S062917A	19	72.6900	77.8	93		82.8	117.2
Selenium	60927	1	S062917A	19	74.6100	78.9	95		77.6	122.4
Silver	60927	1	S062917A	19	48.2100	54.2	89		74.7	125.3
Thallium	60927	1	S062917A	19	169.8000	178	95		79.2	120.2

TxtQcType: LCS Matrix: SOIL SampleID: LCS 50927

Analyte	BatchId	DF	Data Fil	Seq#:	Spk Conc:	Spk Adde	Recov	Qual	Lo Lim	Hi Lim
Antimony	60927	1	S062917A	18	34.5000	88.2	39		0.02	197.3
Arsenic	60927	1	S062917A	18	52.1000	57	91		75.1	124.9
Beryllium	60927	1	S062917A	18	59.7900	67.5	89		82.8	117.2
Cadmium	60927	1	S062917A	18	73.5000	77.8	94		82.8	117.2
Selenium	60927	1	S062917A	18	73.3700	78.9	93		77.6	122.4
Silver	60927	1	S062917A	18	49.4100	54.2	91		74.7	125.3
Thallium	60927	1	S062917A	18	171.9000	178	97		79.2	120.2

TxtQcType: MSD Matrix: SOIL SampleID: AC98711-004

Analyte	BatchId	DF	Data Fil	Seq#:	NS Data Fil	Seq#	Spk Conc:	NS Conc:	Spk Adde	Recov	Qual	Lo Lim	Hi Lim
Antimony	60927	1	S062917A	24	S062917A	20	27.9700	4U	250	11	a	75	125
Arsenic	60927	1	S062917A	24	S062917A	20	285.4000	115.1000	250	68	a	75	125
Beryllium	60927	1	S062917A	24	S062917A	20	165.9000	2.9470	250	65	a	75	125
Cadmium	60927	1	S062917A	24	S062917A	20	205.3000	2U	250	82		75	125
Selenium	60927	1	S062917A	24	S062917A	20	181.7000	10.1400	250	69	a	75	125
Silver	60927	1	S062917A	24	S062917A	20	33.9600	1U	50	68	a	75	125
Thallium	60927	1	S062917A	24	S062917A	20	196.7000	2U	250	79		75	125

TxtQcType: MS Matrix: SOIL SampleID: AC98711-004

Analyte	BatchId	DF	Data Fil	Seq#:	NS Data Fil	Seq#	Spk Conc:	NS Conc:	Spk Adde	Recov	Qual	Lo Lim	Hi Lim
Antimony	60927	1	S062917A	23	S062917A	20	25.1200	4U	250	10	a	75	125
Arsenic	60927	1	S062917A	23	S062917A	20	310.5000	115.1000	250	78		75	125
Beryllium	60927	1	S062917A	23	S062917A	20	164.9000	2.9470	250	65	a	75	125
Cadmium	60927	1	S062917A	23	S062917A	20	209.9000	2U	250	84		75	125
Selenium	60927	1	S062917A	23	S062917A	20	184.4000	10.1400	250	70	a	75	125
Silver	60927	1	S062917A	23	S062917A	20	34.7700	1U	50	70	a	75	125
Thallium	60927	1	S062917A	23	S062917A	20	203.2000	2U	250	81		75	125

a-Indicates Recovery Failed the criteria b-Indicates Recovery Failed the criteria but non spike concentration >4*spike amount

FORM5/FORM7

SPIKE RECOVERY DATA

PREP BATCH: 60927

Instrument Type: ICPMS

Analytical Method(s):6020/200.8

ICP units in ppm, ICPMS and Hg in ppb

TxtQcType: PS Matrix: SOIL SampleID: AC98711-004

Analyte	DF	Data Fil	Seq#:	NS Data Fil	Seq#	Spk Conc:	NS Conc:	Spk Adde	Recov	Qual	Lo Lim	Hi Lim
Antimony	1	S062917A	25	S062917A	20	47.3700	4U	50	95		80	120
Arsenic	1	S062917A	25	S062917A	20	159.7000	115.1000	50	89		80	120
Beryllium	1	S062917A	25	S062917A	20	38.7200	2.9470	50	72	a	80	120
Cadmium	1	S062917A	25	S062917A	20	47.2600	2U	50	95		80	120
Selenium	1	S062917A	25	S062917A	20	238.9000	10.1400	250	92		80	120
Silver	1	S062917A	25	S062917A	20	44.4100	1U	50	89		80	120
Thallium	1	S062917A	25	S062917A	20	47.6600	2U	50	95		80	120

a-Indicates Recovery Failed the criteria b-Indicates Recovery Failed the criteria but non spike concentration >4*spike amount

FORM5/FORM7
SPIKE RECOVERY DATA
PREP BATCH: 60930

Instrument Type: ICP/HG
Analytical Method(s):6010/200.7/7470A/7471A/245.1 ICP units in ppm, ICPMS and Hg in ppb

TxtQcType: LCSMR Matrix: SOIL SampleID: LCS MR 60930

Analyte	BatchId	DF	Data Fil	Seq#:	Spk Conc:	Spk Adde	Recov	Qual	Lo Lim	Hi Lim
Aluminum	60930	1	S21167B4	13	62.7668	80.80	78		49	151
Barium	60930	1	S21167A4	14	0.9917	1.10	90		82	118
Calcium	60930	1	S21167B4	13	60.9941	64.50	95		82	118
Chromium	60930	1	S21167A4	14	0.5933	0.650	91		79	121
Cobalt	60930	1	S21167D4	14	0.5514	0.588	94		84	116
Copper	60930	1	S21167A4	14	0.5399	0.564	96		80	120
Iron	60930	1	S21167B4	13	138.0740	147.00	94		46	154
Lead	60930	1	S21167A4	14	0.7679	0.856	90		82	118
Magnesium	60930	1	S21167B4	13	23.6571	27.10	87		76	124
Manganese	60930	1	S21167A4	14	2.4083	2.73	88		81	119
Mercury	60930	5	H21167SB	15	13.2200	73.8	90		64	136
Nickel	60930	1	S21167C4	14	0.5840	0.613	95		83	117
Potassium	60930	1	S21167B4	13	22.0025	24.20	91		69	131
Sodium	60930	1	S21167B4	13	9.0264	9.14	99		72	128
Vanadium	60930	1	S21167A4	14	0.5109	0.563	91		77	123
Zinc	60930	1	S21167A4	14	1.7690	1.98	89		82	117

TxtQcType: LCS Matrix: SOIL SampleID: LCS 60930

Analyte	BatchId	DF	Data Fil	Seq#:	Spk Conc:	Spk Adde	Recov	Qual	Lo Lim	Hi Lim
Aluminum	60930	1	S21167B4	12	63.8939	80.80	79		49	151
Barium	60930	1	S21167A4	13	0.9767	1.10	89		82	118
Calcium	60930	1	S21167B4	12	63.7530	64.50	99		82	118
Chromium	60930	1	S21167A4	13	0.5982	0.650	92		79	121
Cobalt	60930	1	S21167D4	13	0.5580	0.588	95		84	116
Copper	60930	1	S21167A4	13	0.5456	0.564	97		80	120
Iron	60930	1	S21167B4	12	142.6260	147.00	97		46	154
Lead	60930	1	S21167A4	13	0.7816	0.856	91		82	118
Magnesium	60930	1	S21167B4	12	24.1719	27.10	89		76	124
Manganese	60930	1	S21167A4	13	2.4763	2.73	91		81	119
Mercury	60930	5	H21167SB	14	13.3500	73.8	90		64	136
Nickel	60930	1	S21167C4	13	0.5870	0.613	96		83	117
Potassium	60930	1	S21167B4	12	22.4524	24.20	93		69	131
Sodium	60930	1	S21167B4	12	9.2138	9.14	101		72	128
Vanadium	60930	1	S21167A4	13	0.5190	0.563	92		77	123
Zinc	60930	1	S21167A4	13	1.7847	1.98	90		82	117

TxtQcType: MSD Matrix: SOIL SampleID: AC98730-013

Analyte	BatchId	DF	Data Fil	Seq#:	NS Data Fil	Seq#	Spk Conc:	NS Conc:	Spk Adde	Recov	Qual	Lo Lim	Hi Lim
Aluminum	60930	1	S21167B4	17	S21167B4	14	100.8680	88.2682	5.0	252	b	75	125
Barium	60930	1	S21167A4	18	S21167A4	15	1.1167	0.7070	0.5	82		75	125
Calcium	60930	1	S21167B4	17	S21167B4	14	219.4230	142.3680	50	154	a	75	125
Chromium	60930	1	S21167A4	18	S21167A4	15	0.5397	0.0944	0.5	89		75	125
Cobalt	60930	1	S21167D4	18	S21167D4	15	0.4929	0.0534	0.5	88		75	125
Copper	60930	1	S21167A4	18	S21167A4	15	0.5921	0.1406	0.5	90		75	125
Iron	60930	1	S21167B4	17	S21167B4	14	133.0970	150.2230	5.0	-340	b	75	125
Lead	60930	1	S21167A4	18	S21167A4	15	0.6842	0.2707	0.5	83		75	125
Magnesium	60930	1	S21167B4	17	S21167B4	14	118.7150	61.5780	50	114		75	125
Manganese	60930	1	S21167A4	18	S21167A4	15	3.5872	3.4609	0.5	25	b	75	125
Mercury	60930	1	H21167SB	19	H21167SB	16	10.9100	.5U	10	109		75	125
Nickel	60930	1	S21167C4	18	S21167C4	15	0.4926	0.0634	0.5	86		75	125
Potassium	60930	1	S21167B4	17	S21167B4	14	53.6814	5.6599	50	96		75	125
Sodium	60930	1	S21167B4	17	S21167B4	14	52.5529	2.5U	50	105		75	125
Vanadium	60930	1	S21167A4	18	S21167A4	15	0.5801	0.1632	0.5	83		75	125
Zinc	60930	1	S21167A4	18	S21167A4	15	0.7472	0.3252	0.5	84		75	125

a-Indicates Recovery Failed the criteria b-Indicates Recovery Failed the criteria but non spike concentration >4*spike amount

FORM5/FORM7

SPIKE RECOVERY DATA

PREP BATCH: 60930

Instrument Type: ICP/HG

Analytical Method(s):6010/200.7/7470A/7471A/245.1

ICP units in ppm, ICPMS and Hg in ppb

TxtQcType: MS Matrix: SOIL SampleID: AC98730-013

Analyte	BatchId	DF	Data Fil	Seq#:	NS Data Fil	Seq#	Spk Conc:	NS Conc:	Spk Adde	Recov	Qual	Lo Lim	Hi Lim
Aluminum	60930	1	S21167B4	16	S21167B4	14	127.1440	88.2682	5.0	778	b	75	125
Barium	60930	1	S21167A4	17	S21167A4	15	1.2566	0.7070	0.5	110		75	125
Calcium	60930	1	S21167B4	16	S21167B4	14	381.9930	142.3680	50	479	a	75	125
Chromium	60930	1	S21167A4	17	S21167A4	15	0.5651	0.0944	0.5	94		75	125
Cobalt	60930	1	S21167D4	17	S21167D4	15	0.4857	0.0534	0.5	86		75	125
Copper	60930	1	S21167A4	17	S21167A4	15	0.6237	0.1406	0.5	97		75	125
Iron	60930	1	S21167B4	16	S21167B4	14	196.9050	150.2230	5.0	934	b	75	125
Lead	60930	1	S21167A4	17	S21167A4	15	0.6962	0.2707	0.5	85		75	125
Magnesium	60930	1	S21167B4	16	S21167B4	14	209.1050	61.5780	50	295	a	75	125
Manganese	60930	1	S21167A4	17	S21167A4	15	4.9944	3.4609	0.5	307	b	75	125
Mercury	60930	1	H21167SB	18	H21167SB	16	11.0700	.5U	10	111		75	125
Nickel	60930	1	S21167C4	17	S21167C4	15	0.4978	0.0634	0.5	87		75	125
Potassium	60930	1	S21167B4	16	S21167B4	14	53.7954	5.6599	50	96		75	125
Sodium	60930	1	S21167B4	16	S21167B4	14	52.0370	2.5U	50	104		75	125
Vanadium	60930	1	S21167A4	17	S21167A4	15	0.6269	0.1632	0.5	93		75	125
Zinc	60930	1	S21167A4	17	S21167A4	15	0.7825	0.3252	0.5	91		75	125

a-Indicates Recovery Failed the criteria b-Indicates Recovery Failed the criteria but non spike concentration >4*spike amount

FORM5/FORM7

SPIKE RECOVERY DATA

PREP BATCH: 60930

Instrument Type: ICP/HG

Analytical Method(s):6010/200.7/7470A/7471A/245.1

ICP units in ppm, ICPMS and Hg in ppb

TxtQcType: PS Matrix: SOIL SampleID: AC98730-013

Analyte	DF	Data Fil	Seq#:	NS Data Fil	Seq#	Spk Conc:	NS Conc:	Spk Adde	Recov	Qual	Lo Lim	Hi Lim
Aluminum	1	S21167B4	18	S21167B4	14	91.3673	88.2682	5.0	62	b	80	120
Barium	1	S21167A4	19	S21167A4	15	1.1287	0.7070	0.50	84		80	120
Calcium	1	S21167B4	18	S21167B4	14	188.3790	142.3680	50	92		80	120
Chromium	1	S21167A4	19	S21167A4	15	0.5466	0.0944	0.50	90		80	120
Cobalt	1	S21167D4	19	S21167D4	15	0.5175	0.0534	0.50	93		80	120
Copper	1	S21167A4	19	S21167A4	15	0.6082	0.1406	0.50	94		80	120
Iron	1	S21167B4	18	S21167B4	14	149.6510	150.2230	5.0	-11	b	80	120
Lead	1	S21167A4	19	S21167A4	15	0.7043	0.2707	0.50	87		80	120
Magnesium	1	S21167B4	18	S21167B4	14	106.9370	61.5780	50	91		80	120
Manganese	1	S21167A4	19	S21167A4	15	3.7128	3.4609	0.50	50	b	80	120
Nickel	1	S21167C4	19	S21167C4	15	0.5241	0.0634	0.50	92		80	120
Potassium	1	S21167B4	18	S21167B4	14	55.0590	5.6599	50	99		80	120
Sodium	1	S21167B4	18	S21167B4	14	51.9993	2.5U	50	104		80	120
Vanadium	1	S21167A4	19	S21167A4	15	0.6115	0.1632	0.50	90		80	120
Zinc	1	S21167A4	19	S21167A4	15	0.7605	0.3252	0.50	87		80	120

a-Indicates Recovery Failed the criteria b-Indicates Recovery Failed the criteria but non spike concentration >4*spike amount

FORM5/FORM7

SPIKE RECOVERY DATA

PREP BATCH: 60931

Instrument Type: ICPMS

Analytical Method(s):6020/200.8

ICP units in ppm, ICPMS and Hg in ppb

TxtQcType: LCSMR Matrix: SOIL SampleID: LCS MR 60931

Analyte	BatchId	DF	Data Fil	Seq#:	Spk Conc:	Spk Adde	Recov	Qual	Lo Lim	Hi Lim
Antimony	60931	1	S063017C	19	33.2600	88.2	38		0.02	197.3
Arsenic	60931	1	S063017C	19	53.5100	57	94		75.1	124.9
Beryllium	60931	1	S063017C	19	60.5400	67.5	90		82.8	117.2
Cadmium	60931	1	S063017C	19	73.7700	77.8	95		82.8	117.2
Selenium	60931	1	S063017C	19	74.8500	78.9	95		77.6	122.4
Silver	60931	1	S063017C	19	50.3400	54.2	93		74.7	125.3
Thallium	60931	1	S063017C	19	170.1000	178	96		79.2	120.2

TxtQcType: LCS Matrix: SOIL SampleID: LCS 50931

Analyte	BatchId	DF	Data Fil	Seq#:	Spk Conc:	Spk Adde	Recov	Qual	Lo Lim	Hi Lim
Antimony	60931	1	S063017C	18	32.8500	88.2	37		0.02	197.3
Arsenic	60931	1	S063017C	18	52.9300	57	93		75.1	124.9
Beryllium	60931	1	S063017C	18	59.5800	67.5	88		82.8	117.2
Cadmium	60931	1	S063017C	18	73.6400	77.8	95		82.8	117.2
Selenium	60931	1	S063017C	18	72.7600	78.9	92		77.6	122.4
Silver	60931	1	S063017C	18	49.9800	54.2	92		74.7	125.3
Thallium	60931	1	S063017C	18	170.6000	178	96		79.2	120.2

TxtQcType: MSD Matrix: SOIL SampleID: AC98730-013

Analyte	BatchId	DF	Data Fil	Seq#:	NS Data Fil	Seq#	Spk Conc:	NS Conc:	Spk Adde	Recov	Qual	Lo Lim	Hi Lim
Antimony	60931	1	S063017C	24	S063017C	20	23.6000	4U	250	9.4	a	75	125
Arsenic	60931	1	S063017C	24	S063017C	20	210.1000	14.5600	250	78		75	125
Beryllium	60931	1	S063017C	24	S063017C	20	160.7000	2.6780	250	63	a	75	125
Cadmium	60931	1	S063017C	24	S063017C	20	204.7000	2U	250	82		75	125
Selenium	60931	1	S063017C	24	S063017C	20	169.8000	10U	250	68	a	75	125
Silver	60931	1	S063017C	24	S063017C	20	34.1600	1U	50	68	a	75	125
Thallium	60931	1	S063017C	24	S063017C	20	203.5000	2U	250	81		75	125

TxtQcType: MS Matrix: SOIL SampleID: AC98730-013

Analyte	BatchId	DF	Data Fil	Seq#:	NS Data Fil	Seq#	Spk Conc:	NS Conc:	Spk Adde	Recov	Qual	Lo Lim	Hi Lim
Antimony	60931	1	S063017C	23	S063017C	20	20.6900	4U	250	8.3	a	75	125
Arsenic	60931	1	S063017C	23	S063017C	20	211.2000	14.5600	250	79		75	125
Beryllium	60931	1	S063017C	23	S063017C	20	158.6000	2.6780	250	62	a	75	125
Cadmium	60931	1	S063017C	23	S063017C	20	200.8000	2U	250	80		75	125
Selenium	60931	1	S063017C	23	S063017C	20	170.7000	10U	250	68	a	75	125
Silver	60931	1	S063017C	23	S063017C	20	33.5200	1U	50	67	a	75	125
Thallium	60931	1	S063017C	23	S063017C	20	200.7000	2U	250	80		75	125

a-Indicates Recovery Failed the criteria b-Indicates Recovery Failed the criteria but non spike concentration >4*spike amount

FORM5/FORM7

SPIKE RECOVERY DATA

PREP BATCH: 60931

Instrument Type: ICPMS

Analytical Method(s):6020/200.8

ICP units in ppm, ICPMS and Hg in ppb

TxtQcType: PS Matrix: SOIL SampleID: AC98730-013

Analyte	DF	Data Fil	Seq#:	NS Data Fil	Seq#	Spk Conc:	NS Conc:	Spk Adde	Recov	Qual	Lo Lim	Hi Lim
Antimony	1	S063017C	25	S063017C	20	46.4300	4U	50	93		80	120
Arsenic	1	S063017C	25	S063017C	20	58.6200	14.5600	50	88		80	120
Beryllium	1	S063017C	25	S063017C	20	39.7800	2.6780	50	74	a	80	120
Cadmium	1	S063017C	25	S063017C	20	45.1500	2U	50	90		80	120
Selenium	1	S063017C	25	S063017C	20	205.0000	10U	250	82		80	120
Silver	1	S063017C	25	S063017C	20	45.5800	1U	50	91		80	120
Thallium	1	S063017C	25	S063017C	20	48.0700	2U	50	96		80	120

a-Indicates Recovery Failed the criteria b-Indicates Recovery Failed the criteria but non spike concentration >4*spike amount

FORM6/FORM9

RPD/%Difference Data

PREP BATCH: 60926

Instrument Type: ICP/HG

Analytical Method(s):6010/200.7/7470A/7471A/245.1

ICP units in ppm, ICPMS and Hg in ppb

TxtQcType: LCSMR Matrix: SOIL SampleID: LCS MR 60926

Analyte	BatchId	Data Fil	Seq#:	NS File	Seq#	Result 1	Result 2	RPD		Limit
Aluminum	60926	S21163C4	13	S21163C4	12	63.7225	61.9150	2.9		20
Barium	60926	S21163B4	14	S21163B4	13	1.0495	0.9993	4.9		20
Calcium	60926	S21163C4	13	S21163C4	12	59.7206	62.2172	4.1		20
Chromium	60926	S21163B4	14	S21163B4	13	0.5976	0.5802	3		20
Cobalt	60926	S21163B4	14	S21163B4	13	0.5794	0.5571	3.9		20
Copper	60926	S21163B4	14	S21163B4	13	0.5549	0.5320	4.2		20
Iron	60926	S21163C4	13	S21163C4	12	137.9520	132.6330	3.9		20
Lead	60926	S21163B4	14	S21163B4	13	0.8241	0.7985	3.2		20
Magnesium	60926	S21163C4	13	S21163C4	12	23.9894	23.0673	3.9		20
Manganese	60926	S21163B4	14	S21163B4	13	2.4989	2.4185	3.3		20
Mercury	60926	H21163S	15	H21163S	14	14.7500	14.8300	.54		20
Nickel	60926	S21163B4	14	S21163B4	13	0.5904	0.5671	4		20
Potassium	60926	S21163C4	13	S21163C4	12	22.2681	21.5422	3.3		20
Sodium	60926	S21163C4	13	S21163C4	12	9.0181	8.7721	2.8		20
Vanadium	60926	S21163B4	14	S21163B4	13	0.5164	0.5002	3.2		20
Zinc	60926	S21163B4	14	S21163B4	13	1.8343	1.7788	3.1		20

TxtQcType: MR Matrix: SOIL SampleID: AC98711-004

Analyte	BatchId	Data Fil	Seq#:	NS File	Seq#	Result 1	Result 2	RPD		Limit
Aluminum	60926	S21163C4	15	S21163C4	14	92.5043	93.2973	0.85		20
Barium	60926	S21163B4	16	S21163B4	15	1.0312	0.9602	7.1		20
Calcium	60926	S21163C4	15	S21163C4	14	40.0933	55.9752	33	b	20
Chromium	60926	S21163B4	16	S21163B4	15	0.2422	0.2562	5.6		20
Cobalt	60926	S21163B4	16	S21163B4	15	0.0725	0.0727	0.34		20
Copper	60926	S21163B4	16	S21163B4	15	0.8347	0.7340	13		20
Iron	60926	S21163C4	15	S21163C4	14	176.7470	169.9340	3.9		20
Lead	60926	S21163B4	16	S21163B4	15	1.5374	0.8514	57	a	20
Magnesium	60926	S21163C4	15	S21163C4	14	32.8155	44.5541	30	a	20
Manganese	60926	S21163B4	16	S21163B4	15	3.2592	2.5844	23	a	20
Mercury	60926	H21163S	38	H21163S	37	7.1140	7.1130	0.014		20
Nickel	60926	S21163B4	16	S21163B4	15	0.1516	0.1561	2.9		20
Potassium	60926	S21163C4	15	S21163C4	14	6.1036	6.3754	4.4		20
Sodium	60926	S21163C4	15	S21163C4	14	2.5U	2.5U	---		20
Vanadium	60926	S21163B4	16	S21163B4	15	0.2345	0.2428	3.5		20
Zinc	60926	S21163B4	16	S21163B4	15	0.9227	0.9257	0.33		20

a-Indicates Rpd Failed the criteria

b-Method Rep Out but concentrations < 5*RL

c-Serial dilution Out but conc < 10 * IDL

FORM6/FORM9

RPD/%Difference Data

PREP BATCH: 60926

Instrument Type: ICP/HG

Analytical Method(s):6010/200.7/7470A/7471A/245.1

ICP units in ppm, ICPMS and Hg in ppb

TxtQcType: MSD Matrix: SOIL SampleID: AC98711-004

Analyte	BatchId	Data Fil	Seq#:	MS File	Seq#	Result 1	Result 2	RPD		Limit
Aluminum	60926	S21163C4	17	S21163C4	16	66.6490	110.4640	49	a	20
Barium	60926	S21163B4	18	S21163B4	17	0.9565	1.4826	43	a	20
Calcium	60926	S21163C4	17	S21163C4	16	104.9920	95.1050	9.9		20
Chromium	60926	S21163B4	18	S21163B4	17	0.5786	0.6988	19		20
Cobalt	60926	S21163B4	18	S21163B4	17	0.4834	0.5102	5.4		20
Copper	60926	S21163B4	18	S21163B4	17	0.8852	1.3413	41	a	20
Iron	60926	S21163C4	17	S21163C4	16	104.8280	187.9490	57	a	20
Lead	60926	S21163B4	18	S21163B4	17	1.8919	1.3528	33	a	20
Magnesium	60926	S21163C4	17	S21163C4	16	85.8661	83.9668	2.2		20
Manganese	60926	S21163B4	18	S21163B4	17	2.0718	3.2663	45	a	20
Mercury	60926	H21163S	40	H21163S	39	10.1200	6.3240	46	a	20
Nickel	60926	S21163B4	18	S21163B4	17	0.5221	0.5898	12		20
Potassium	60926	S21163C4	17	S21163C4	16	50.5805	51.4943	1.8		20
Sodium	60926	S21163C4	17	S21163C4	16	48.8912	47.2844	3.3		20
Vanadium	60926	S21163B4	18	S21163B4	17	0.5684	0.7085	22	a	20
Zinc	60926	S21163B4	18	S21163B4	17	1.0047	1.4890	39	a	20

TxtQcType: SD Matrix: SOIL SampleID: AC98711-004

Analyte	BatchId	Data Fil	Seq#:	NS File	Seq#	DF	Result 1	Result 2	%Diff		Limit
Aluminum	60926	S21163C4	22	S21163C4	14	5	20.1428	93.2973	7.9		10
Barium	60926	S21163B4	23	S21163B4	15	5	0.2021	0.9602	5.2		10
Calcium	60926	S21163C4	22	S21163C4	14	5	11.6299	55.9752	3.9		10
Chromium	60926	S21163B4	23	S21163B4	15	5	0.0541	0.2562	5.7		10
Cobalt	60926	S21163B4	23	S21163B4	15	5	0.0159	0.0727	9.2		10
Copper	60926	S21163B4	23	S21163B4	15	5	0.1504	0.7340	2.4		10
Iron	60926	S21163C4	22	S21163C4	14	5	36.0088	169.9340	5.9		10
Lead	60926	S21163B4	23	S21163B4	15	5	0.1920	0.8514	13	a	10
Magnesium	60926	S21163C4	22	S21163C4	14	5	9.4926	44.5541	6.5		10
Manganese	60926	S21163B4	23	S21163B4	15	5	0.5701	2.5844	10		10
Nickel	60926	S21163B4	23	S21163B4	15	5	0.0356	0.1561	14	a	10
Potassium	60926	S21163C4	22	S21163C4	14	5	1.5035	6.3754	18	a	10
Sodium	60926	S21163C4	22	S21163C4	14	5	0.2459	1.1325	8.6		10
Vanadium	60926	S21163B4	23	S21163B4	15	5	0.0509	0.2428	4.8		10
Zinc	60926	S21163B4	23	S21163B4	15	5	0.1996	0.9257	7.8		10

a-Indicates Rpd Failed the criteria

b-Method Rep Out but concentrations < 5*RL

c-Serial dilution Out but conc < 10 * IDL

FORM6/FORM9

RPD/%Difference Data

PREP BATCH: 60927

Instrument Type: ICPMS

Analytical Method(s):6020/200.8

ICP units in ppm, ICPMS and Hg in ppb

TxtQcType: LCSMR Matrix: SOIL SampleID: LCS MR 60927

Analyte	BatchId	Data Fil	Seq#:	NS File	Seq#	Result 1	Result 2	RPD		Limit
Antimony	60927	S062917A	19	S062917A	18	34.1900	34.5000	.9		20
Arsenic	60927	S062917A	19	S062917A	18	51.9800	52.1000	.23		20
Beryllium	60927	S062917A	19	S062917A	18	61.6700	59.7900	3.1		20
Cadmium	60927	S062917A	19	S062917A	18	72.6900	73.5000	1.1		20
Selenium	60927	S062917A	19	S062917A	18	74.6100	73.3700	1.7		20
Silver	60927	S062917A	19	S062917A	18	48.2100	49.4100	2.5		20
Thallium	60927	S062917A	19	S062917A	18	169.8000	171.9000	1.2		20

TxtQcType: MR Matrix: SOIL SampleID: AC98711-004

Analyte	BatchId	Data Fil	Seq#:	NS File	Seq#	Result 1	Result 2	RPD		Limit
Antimony	60927	S062917A	21	S062917A	20	4U	4U	---		20
Arsenic	60927	S062917A	21	S062917A	20	145.6000	115.1000	23	a	20
Beryllium	60927	S062917A	21	S062917A	20	2.8900	2.9470	2		20
Cadmium	60927	S062917A	21	S062917A	20	2U	2U	---		20
Selenium	60927	S062917A	21	S062917A	20	11.1600	10.1400	9.6		20
Silver	60927	S062917A	21	S062917A	20	1U	1U	---		20
Thallium	60927	S062917A	21	S062917A	20	2.2530	2U	---		20

TxtQcType: MSD Matrix: SOIL SampleID: AC98711-004

Analyte	BatchId	Data Fil	Seq#:	MS File	Seq#	Result 1	Result 2	RPD		Limit
Antimony	60927	S062917A	24	S062917A	23	27.9700	25.1200	11		20
Arsenic	60927	S062917A	24	S062917A	23	285.4000	310.5000	8.4		20
Beryllium	60927	S062917A	24	S062917A	23	165.9000	164.9000	.6		20
Cadmium	60927	S062917A	24	S062917A	23	205.3000	209.9000	2.2		20
Selenium	60927	S062917A	24	S062917A	23	181.7000	184.4000	1.5		20
Silver	60927	S062917A	24	S062917A	23	33.9600	34.7700	2.4		20
Thallium	60927	S062917A	24	S062917A	23	196.7000	203.2000	3.3		20

TxtQcType: SD Matrix: SOIL SampleID: AC98711-004

Analyte	BatchId	Data Fil	Seq#:	NS File	Seq#	DF	Result 1	Result 2	%Diff		Limit
Antimony	60927	S062917A	22	S062917A	20	5	0.0653	0.4387	26	c	10
Arsenic	60927	S062917A	22	S062917A	20	5	22.9000	115.1000	0.52		10
Beryllium	60927	S062917A	22	S062917A	20	5	0.7701	2.9470	31	a	10
Cadmium	60927	S062917A	22	S062917A	20	5	0.3013	1.3700	10		10
Selenium	60927	S062917A	22	S062917A	20	5	2.1140	10.1400	4.2		10
Silver	60927	S062917A	22	S062917A	20	5	0.1107	0.5833	5.1		10
Thallium	60927	S062917A	22	S062917A	20	5	0.3333	1.5650	6.5		10

a-Indicates Rpd Failed the criteria

b-Method Rep Out but concentrations < 5*RL

c-Serial dilution Out but conc < 10 * IDL

FORM6/FORM9

RPD/%Difference Data

PREP BATCH: 60930

Instrument Type: ICP/HG

Analytical Method(s):6010/200.7/7470A/7471A/245.1

ICP units in ppm, ICPMS and Hg in ppb

TxtQcType: LCSMR Matrix: SOIL SampleID: LCS MR 60930

Analyte	BatchId	Data Fil	Seq#:	NS File	Seq#	Result 1	Result 2	RPD	Limit
Aluminum	60930	S21167B4	13	S21167B4	12	62.7668	63.8939	1.8	20
Barium	60930	S21167A4	14	S21167A4	13	0.9917	0.9767	1.5	20
Calcium	60930	S21167B4	13	S21167B4	12	60.9941	63.7530	4.4	20
Chromium	60930	S21167A4	14	S21167A4	13	0.5933	0.5982	.82	20
Cobalt	60930	S21167D4	14	S21167D4	13	0.5514	0.5580	1.2	20
Copper	60930	S21167A4	14	S21167A4	13	0.5399	0.5456	1.1	20
Iron	60930	S21167B4	13	S21167B4	12	138.0740	142.6260	3.2	20
Lead	60930	S21167A4	14	S21167A4	13	0.7679	0.7816	1.8	20
Magnesium	60930	S21167B4	13	S21167B4	12	23.6571	24.1719	2.2	20
Manganese	60930	S21167A4	14	S21167A4	13	2.4083	2.4763	2.8	20
Mercury	60930	H21167SB	15	H21167SB	14	13.2200	13.3500	.98	20
Nickel	60930	S21167C4	14	S21167C4	13	0.5840	0.5870	.51	20
Potassium	60930	S21167B4	13	S21167B4	12	22.0025	22.4524	2	20
Sodium	60930	S21167B4	13	S21167B4	12	9.0264	9.2138	2.1	20
Vanadium	60930	S21167A4	14	S21167A4	13	0.5109	0.5190	1.6	20
Zinc	60930	S21167A4	14	S21167A4	13	1.7690	1.7847	.88	20

TxtQcType: MR Matrix: SOIL SampleID: AC98730-013

Analyte	BatchId	Data Fil	Seq#:	NS File	Seq#	Result 1	Result 2	RPD	Limit
Aluminum	60930	S21167B4	15	S21167B4	14	81.5338	88.2682	7.9	20
Barium	60930	S21167A4	16	S21167A4	15	0.6984	0.7070	1.2	20
Calcium	60930	S21167B4	15	S21167B4	14	152.8740	142.3680	7.1	20
Chromium	60930	S21167A4	16	S21167A4	15	0.0888	0.0944	6.1	20
Cobalt	60930	S21167D4	16	S21167D4	15	0.0459	0.0534	15	20
Copper	60930	S21167A4	16	S21167A4	15	0.1230	0.1406	13	20
Iron	60930	S21167B4	15	S21167B4	14	126.0440	150.2230	18	20
Lead	60930	S21167A4	16	S21167A4	15	0.2372	0.2707	13	20
Magnesium	60930	S21167B4	15	S21167B4	14	59.8246	61.5780	2.9	20
Manganese	60930	S21167A4	16	S21167A4	15	3.4259	3.4609	1	20
Mercury	60930	H21167SB	17	H21167SB	16	.5U	.5U	---	20
Nickel	60930	S21167C4	16	S21167C4	15	0.0546	0.0634	15	20
Potassium	60930	S21167B4	15	S21167B4	14	5.4834	5.6599	3.2	20
Sodium	60930	S21167B4	15	S21167B4	14	2.5U	2.5U	---	20
Vanadium	60930	S21167A4	16	S21167A4	15	0.1426	0.1632	13	20
Zinc	60930	S21167A4	16	S21167A4	15	0.2842	0.3252	13	20

a-Indicates Rpd Failed the criteria

b-Method Rep Out but concentrations < 5*RL

c-Serial dilution Out but conc < 10 * IDL

FORM6/FORM9

RPD/%Difference Data

PREP BATCH: 60930

Instrument Type: ICP/HG

Analytical Method(s):6010/200.7/7470A/7471A/245.1

ICP units in ppm, ICPMS and Hg in ppb

TxtQcType: MSD Matrix: SOIL SampleID: AC98730-013

Analyte	BatchId	Data Fil	Seq#:	MS File	Seq#	Result 1	Result 2	RPD		Limit
Aluminum	60930	S21167B4	17	S21167B4	16	100.8680	127.1440	23	a	20
Barium	60930	S21167A4	18	S21167A4	17	1.1167	1.2566	12		20
Calcium	60930	S21167B4	17	S21167B4	16	219.4230	381.9930	54	a	20
Chromium	60930	S21167A4	18	S21167A4	17	0.5397	0.5651	4.6		20
Cobalt	60930	S21167D4	18	S21167D4	17	0.4929	0.4857	1.5		20
Copper	60930	S21167A4	18	S21167A4	17	0.5921	0.6237	5.2		20
Iron	60930	S21167B4	17	S21167B4	16	133.0970	196.9050	39	a	20
Lead	60930	S21167A4	18	S21167A4	17	0.6842	0.6962	1.7		20
Magnesium	60930	S21167B4	17	S21167B4	16	118.7150	209.1050	55	a	20
Manganese	60930	S21167A4	18	S21167A4	17	3.5872	4.9944	33	a	20
Mercury	60930	H21167SB	19	H21167SB	18	10.9100	11.0700	1.5		20
Nickel	60930	S21167C4	18	S21167C4	17	0.4926	0.4978	1		20
Potassium	60930	S21167B4	17	S21167B4	16	53.6814	53.7954	.21		20
Sodium	60930	S21167B4	17	S21167B4	16	52.5529	52.0370	.99		20
Vanadium	60930	S21167A4	18	S21167A4	17	0.5801	0.6269	7.8		20
Zinc	60930	S21167A4	18	S21167A4	17	0.7472	0.7825	4.6		20

TxtQcType: SD Matrix: SOIL SampleID: AC98730-013

Analyte	BatchId	Data Fil	Seq#:	NS File	Seq#	DF	Result 1	Result 2	%Diff		Limit
Aluminum	60930	S21167B4	22	S21167B4	14	5	17.9919	88.2682	1.9		10
Barium	60930	S21167A4	23	S21167A4	15	5	0.1406	0.7070	0.59		10
Calcium	60930	S21167B4	22	S21167B4	14	5	29.5918	142.3680	3.9		10
Chromium	60930	S21167A4	23	S21167A4	15	5	0.0219	0.0944	16	a	10
Cobalt	60930	S21167D4	23	S21167D4	15	5	0.0125	0.0534	17	a	10
Copper	60930	S21167A4	23	S21167A4	15	5	0.0307	0.1406	9.2		10
Iron	60930	S21167B4	22	S21167B4	14	5	30.7339	150.2230	2.3		10
Lead	60930	S21167A4	23	S21167A4	15	5	0.0578	0.2707	6.7		10
Magnesium	60930	S21167B4	22	S21167B4	14	5	12.9579	61.5780	5.2		10
Manganese	60930	S21167A4	23	S21167A4	15	5	0.6991	3.4609	1		10
Nickel	60930	S21167C4	23	S21167C4	15	5	0.0204	0.0634	61	a	10
Potassium	60930	S21167B4	22	S21167B4	14	5	1.5686	5.6599	39	a	10
Sodium	60930	S21167B4	22	S21167B4	14	5	0.7726	2.2254	74	a	10
Vanadium	60930	S21167A4	23	S21167A4	15	5	0.0321	0.1632	1.8		10
Zinc	60930	S21167A4	23	S21167A4	15	5	0.0651	0.3252	0.036		10

a-Indicates Rpd Failed the criteria

b-Method Rep Out but concentrations < 5*RL

c-Serial dilution Out but conc < 10 * IDL

FORM6/FORM9

RPD/%Difference Data

PREP BATCH: 60931

Instrument Type: ICPMS

Analytical Method(s):6020/200.8

ICP units in ppm, ICPMS and Hg in ppb

TxtQcType: LCSMR Matrix: SOIL SampleID: LCS MR 60931

Analyte	BatchId	Data Fil	Seq#:	NS File	Seq#	Result 1	Result 2	RPD	Limit
Antimony	60931	S063017C	19	S063017C	18	33.2600	32.8500	1.2	20
Arsenic	60931	S063017C	19	S063017C	18	53.5100	52.9300	1.1	20
Beryllium	60931	S063017C	19	S063017C	18	60.5400	59.5800	1.6	20
Cadmium	60931	S063017C	19	S063017C	18	73.7700	73.6400	.18	20
Selenium	60931	S063017C	19	S063017C	18	74.8500	72.7600	2.8	20
Silver	60931	S063017C	19	S063017C	18	50.3400	49.9800	.72	20
Thallium	60931	S063017C	19	S063017C	18	170.1000	170.6000	.29	20

TxtQcType: MR Matrix: SOIL SampleID: AC98730-013

Analyte	BatchId	Data Fil	Seq#:	NS File	Seq#	Result 1	Result 2	RPD	Limit
Antimony	60931	S063017C	21	S063017C	20	4U	4U	---	20
Arsenic	60931	S063017C	21	S063017C	20	17.1600	14.5600	16	20
Beryllium	60931	S063017C	21	S063017C	20	3.1330	2.6780	16	20
Cadmium	60931	S063017C	21	S063017C	20	2U	2U	---	20
Selenium	60931	S063017C	21	S063017C	20	10U	10U	---	20
Silver	60931	S063017C	21	S063017C	20	1.5140	1U	---	20
Thallium	60931	S063017C	21	S063017C	20	2U	2U	---	20

TxtQcType: MSD Matrix: SOIL SampleID: AC98730-013

Analyte	BatchId	Data Fil	Seq#:	MS File	Seq#	Result 1	Result 2	RPD	Limit
Antimony	60931	S063017C	24	S063017C	23	23.6000	20.6900	13	20
Arsenic	60931	S063017C	24	S063017C	23	210.1000	211.2000	.52	20
Beryllium	60931	S063017C	24	S063017C	23	160.7000	158.6000	1.3	20
Cadmium	60931	S063017C	24	S063017C	23	204.7000	200.8000	1.9	20
Selenium	60931	S063017C	24	S063017C	23	169.8000	170.7000	.53	20
Silver	60931	S063017C	24	S063017C	23	34.1600	33.5200	1.9	20
Thallium	60931	S063017C	24	S063017C	23	203.5000	200.7000	1.4	20

TxtQcType: SD Matrix: SOIL SampleID: AC98730-013

Analyte	BatchId	Data Fil	Seq#:	NS File	Seq#	DF	Result 1	Result 2	%Diff		Limit
Antimony	60931	S063017C	22	S063017C	20	5	0.0225	0.1267	11	c	10
Arsenic	60931	S063017C	22	S063017C	20	5	3.0900	14.5600	6.1		10
Beryllium	60931	S063017C	22	S063017C	20	5	0.7215	2.6780	35	a	10
Cadmium	60931	S063017C	22	S063017C	20	5	0.1224	0.5313	15	c	10
Selenium	60931	S063017C	22	S063017C	20	5	1.1660	5.1610	13	c	10
Silver	60931	S063017C	22	S063017C	20	5	0.0449	0.2424	7.4		10
Thallium	60931	S063017C	22	S063017C	20	5	0.0976	0.3857	27	c	10

a-Indicates Rpd Failed the criteria

b-Method Rep Out but concentrations < 5*RL

c-Serial dilution Out but conc < 10 * IDL

Hampton-Clarke

ICP SAMPLE PREPARATION LOG

ANALYTICAL METHOD: 3010A 3005A 3050B 200.7/200.8 OTHER

Batch No.: 21163 Analyst: Jane

QC Number: 60926 Prep Date: 06.29.17

Matrix: Soil Reviewed By: SB

LAB ID#	ICP		ICP-MS (Secondary dil)		TCLP		COMMENTS
	Initial	Final	Aliquot	Final	Eff	TCLP	
Method blank	50ml	50ml				--	Balance used: F
LCS	0.5g					--	Pipettes used: 13, 14, 16
LCSD						--	
1. 98711-004	1.0g	100ml					Hot Block used: 5
MR 004	0.5g	50ml					
MS 004							
MSD 004							
2. 98287-001							
3. 002							
4. 003							
5. 004							
6. 005							
7. 006							
8. 007							
9. 008							
10. 009							
11. 010							
12. 011							
13. 016							
14. 98711-002							
15.							
16.							
17.							
18.							
19.							
20.							

Hot Plate Temperature: 93.6 C (90-95° C) Start Time: 3:30 End Time: 8:15

	Volume mL	Lot #
LCS, LCSD	0.5g	V- 10833
LLLCS, LLLCSD		V-
MS, MSD	0.5ml	V-10891, 10892
LLMS, LLMSD		V-

Acid	Vol mL	Lot#
HNO_3	2.5ml	V-10906
HCl	5ml	V-10907
H_2O_2	1.5ml	V-10543

Acid	Vol mL	Lot#
1:1 HNO_3	5ml	V-25802
1:1 HCl		V-

Relinquished By Jane Date 06.29.17

Received By [illegible] Date 6/29/17

T:\QC\FORMS\LOGBOOK FORMS\METALS\ICP sample prep log 2016 DOD.DOC

Hampton-Clarke

ICP SAMPLE PREPARATION LOG

ANALYTICAL METHOD: 3010A 3005A 3050B 200.7/200.8 OTHER

Batch No.: 21164 Analyst: Jane

QC Number: 60927 Prep Date: 06.29.17

Matrix: SOIC-6020 Reviewed By: b

LAB ID#	ICP		ICP-MS (Secondary dil)		TCLP		COMMENTS
	Initial	Final	Aliquot	Final	Eff	TCLP	
Method blank	50ml	50ml	25ml	50ml		--	Balance used: f
LCS	0.19					--	Pipettes used: 131,146
LCSD						--	
1. 1C98711-004	0.59						Hot Block used: 5
MR 004							
MS 004							
MSD 004							
2. 98687-001							
3. 002							
4. 003							
5. 004							
6. 005							
7. 006							
8. 007							
9. 008							
10. 009							
11. 010							
12. 011							
13. 016							
14. 98711- 002							
15.							
16.							
17.							
18.							
19.							
20.							

Hot Plate Temperature: 95.6 C (90-95° C) Start Time: 3:30 End Time: 8:00

	Volume mL	Lot #
LCS, LCSD	0.19	V- 10833
LLLCS, LLLCSD		V-
MS, MSD	0.5ml	V- 10891, 10892
LLMS, LLMSD		V-

Acid	Vol mL	Lot#
HNO_3	2.5ml	V-10906
HCl		V-
H_2O_2	1.5ml	V-10513

Acid	Vol mL	Lot#
1:1 HNO_3	5ml	V-257026
1:1 HCl		V-

Relinquished By Jane Date 06.29.17

Received By m Date 6/29/17

T:\QC\FORMS\LOGBOOK FORMS\METALS\ICP sample prep log 2016 DOD.DOC

Hampton-Clarke

ICP SAMPLE PREPARATION LOG

ANALYTICAL METHOD: 3010A 3005A 3050B 200.7/200.8 OTHER_____

Batch No.: 21167 Analyst: [illegible]

QC Number: 60930 Prep Date: 6/30/17

Matrix: Soil Reviewed By: [illegible]

LAB ID#	ICP		ICP-MS (Secondary dil)		TCLP		COMMENTS
	Initial	Final	Aliquot	Final	Eff	TCLP	
Method blank	50mL	50mL				--	Balance used: B-033
LCS	0.59	↓				--	Pipettes used: 131
LCSD	↓	↓				--	
1. 98730-013	1.09	100mL					Hot Block used: 5
MR 98730-013	0.59	50mL					
MS 98730-013	↓	↓					
MSD 98730-013							
2. 98716-001							
3. 98724-002							
4. ↓ -003							
5. 98719-001							
6. ↓ -003							
7. 98720-001							
8. 98721-001							
9. -002							
10. -003							
11. -004							
12. -005							
13. 98711-005							
14. -008							
15. ↓ -009							
16. 98730-014							
17. 98722-001							
18. 98734-004	↓	↓					
19.							
20.							

Hot Plate Temperature: 93.7 C (90-95° C) Start Time: 9:50 End Time: 14:10

	Volume mL	Lot #
LCS, LCSD	0.59	V- 10833
LLLCS, LLLCSD		V-
MS, MSD	0.5mL	V- 10892, 10891
LLMS, LLMSD		V-

Acid	Vol mL	Lot#
HNO_3	2.5mL	V- 10906
HCl	5mL	V- 10907
H_2O_2	1.5mL	V- 10543

Acid	Vol mL	Lot#
1:1 HNO_3	5mL	V- 257026
1:1 HCl		V-

Relinquished By [illegible] Date 6/30/17

Received By [illegible] Date 6/30/17

T:\QC\FORMS\LOGBOOK FORMS\METALS\ICP sample prep log 2016 DOD.DOC

Hampton-Clarke

ICP SAMPLE PREPARATION LOG

ANALYTICAL METHOD: 3010A 3005A 3050B 200.7/200.8 OTHER_____

Batch No.: 21168 Analyst: Jm

QC Number: 60931 Prep Date: 6/30/17

Matrix: Soil 6020 Reviewed By: m

LAB ID#	ICP		ICP-MS (Secondary dil)		TCLP		COMMENTS
	Initial	Final	Aliquot	Final	Eff	TCLP	
Method blank	50ml	50ml	25ml	50ml		--	Balance used B-033
LCS	0.19					--	Pipettes used: 131, 101
LCSD						--	
1. 98730-013	0.59						Hot Block used: 4
MR 98730-013							
MS 98730-013							
MSD 98730-013							
2. 98716-001							
3. 98724-002							
4. —003							
5. 98719-001							
6. —003							
7. 98720-001							
8. 98721-001							
9. —002							
10. —003							
11. —004							
12. —005							
13. 98711-005							
14. —008							
15. —009							
16. 98730-014							
17. 98722-001							
18. 98734-004							
19.							
20.							

Hot Plate Temperature: 93°F C (90-95° C) Start Time: 9:50 End Time: 14:21

	Volume mL	Lot #
LCS, LCSD	0.19	V- 10833
LLLCS, LLLCSD		V-
MS, MSD	0.5ml	V- 10891, 10892
LLMS, LLMSD		V-

Acid	Vol mL	Lot#
HNO_3	2.5ml	V- 10906
HCl		V-
H_2O_2	1.5ml	V- 10543

Acid	Vol mL	Lot#
1:1 HNO_3	5ml	V- 257026
1:1 HCl		V-

Relinquished By Jm Date 6/30/17

Received By m Date 6/30/17

T:\QC\FORMS\LOGBOOK FORMS\METALS\ICP sample prep log 2016 DOD.DOC

Hampton-Clarke/Veritech

HG SAMPLE PREPARATION LOG

ANALYTICAL METHOD: 245.1 7470A 7471B OTHER_____

Batch No.:* 21163

QC Number: 60346

Matrix: Soil

Analyst: Jane

Prep Date: 06-29-17

Review By: [illegible]

LAB ID#	MERCURY INITIAL	MERCURY FINAL	COMMENTS	STANDARDS
Method blank	25ml	25ml		CAL CURVE BLK 0ppb V- 258897
LCS	0.159			
LCSD				STD 0.2 ppb V- 258898
1 MC 98711- 004				STD 0.5 ppb V- 899
MR 004				STD 1.0 ppb V- 900
MS 004				STD 2.0 ppb V- 901
MSD 004				STD 5.0 ppb V- 902
2 98687- 001				STD 10.0 ppb V- 903
3 002				STD 25.0 ppb V- 904
4 003				ICV 10.0 ppb V- 258895
5 004				CCV 20.0 ppb V- 258896
6 005				
7 006				
8 007				Balance used: F
9 008				Pipettes used: 120, 124, 133, 135
10 009				
11 010				Hot Block used: F
12 011				
13 016				
14 98711- 002				
15				
16				
17				
18				
19				
20				

Lot Numbers	Acid	Volume (mL)		Lot #
$KmnO_4$: V- 268347	HNO_3			V-
$K_2S_2O_8$: V-	HCl			V-
NH_2OH: V- 258849	H_2SO_4			V-
	Aqua Regia	1.25ml		V- 258894

**Block Temp.	94.2 C
Time In Block	6:00
Time Out of Block	6:30

Spike Volume & Lot #

☐ LCS V- 108833 0.15ml / 0.25 ml

☐ MS V- 258897 0.250 ml

☐ Standards/Control Batch B- 23314

Start time: 3:30 End Time: 6:30

**Temperature 245.1 / 7470A: 90-95C 7471B : 92-98C

Relinquished By: Jane

*25 mLs of each standard was digested with this batch using the same reagents and at the same time as the above samples. The preparation of each standard may be referenced in Veriprog using the standard batch number and the corresponding V #s.

HG PREP 2016

Hampton-Clarke/Veritech

HG SAMPLE PREPARATION LOG

ANALYTICAL METHOD: 245.1 7470A 7471B (circled) **OTHER**_____

Batch No.:* 21167

QC Number: 60930

Matrix: Soil

Analyst: lm

Prep Date: 6/30/17

Review By: [illegible]

LAB ID#	MERCURY INITIAL	MERCURY FINAL	COMMENTS	STANDARDS
Method blank	25ml	25ml		CAL CURVE BLK 0ppb V- 259009
LCS	0.159			
LCSD				STD 0.2 ppb V- 259010
1 ~~BC~~ 98730-013				STD 0.5 ppb V- 259011
MR 98730-013				STD 1.0 ppb V- 259012
MS 98730-013				STD 2.0 ppb V- 259013
MSD 98730-013				STD 5.0 ppb V- 259014
2 98716-001				STD 10.0 ppb V- 259015
3 98724-002				STD 25.0 ppb V- 259016
4 98724-003				ICV 10.0 ppb V- 259007
5 98719-001				CCV 20.0 ppb V- 259008
6 98719-003				
7 98720-001				
8 98721-001				Balance used: B-033
9 -002				Pipettes used: 120, 121, 133, 135
10 -003				
11 -004				Hot Block used: 6
12 -005				
13 98711-005				
14 -008				
15 -009				
16 98730-014				
17 98722-001				
18 98734-004				
19				
20				

Lot Numbers	Acid	Volume (mL)		Lot #
$KmnO_4$: V- 256347	HNO_3			V-
$K_2S_2O_8$: V-	HCl			V-
NH_2OH: V- 256346	H_2SO_4			V-
	Aqua Regia	1.25ml		V- 259006

**Block Temp.	95 °C
Time In Block	10:00
Time Out of Block	10:30

Spike Volume & Lot #

☐ LCS V- ~~258973~~ 10833 0.15 / 0.25 ml

☐ MS V- 258973 0.250 ml

☐ Standards/Control Batch B- 23321

Start time: 9:50 End Time: 10:30

**Temperature
245.1 / 7470A: 90-95C
7471B : 92-98C

Relinquished By: lm

*25 mLs of each standard was digested with this batch using the same reagents and at the same time as the above samples. The preparation of each standard may be referenced in Veriprog using the standard batch number and the corresponding V #s.

HG PREP 2016

Run Log

Data File: W:\METALS.FRM\ICPDATA\New\PEICP4A\S21163B4.txt

Analysis Date: 06/29/17

Instrument: PEICP4A

Sample Id	DF	Qc Type	Time	Run #	Test Group	Rept Limit Matrix	Qc Matrix	Anal Method	Prep Batch	Comments:	Stds:
CALBLK V-258908	1	CAL	12:33	1							V-258908(ICB/CCB)
CALST1 V-258390	1	CAL	12:36	2							V-258390(ICS1 Lowest std)
CALST2 V-258392	1	CAL	12:39	3							V-258392(ICS2- Low Std)
CALST3 V-258010	1	CAL	12:42	4							V-258010(ICS3 - Middle Std)
CALST4 V-258394	1	CAL	12:46	5							V-258394(ICS4 High std)
ICS3 V-258010	1	ICS	12:49	6							V-258010(ICS3 - Middle Std)
ICV V-258730	1	ICV	12:53	7							V-258730(CCV)
LLICV [soil] V-258493	1	LLICV	12:56	8		SOIL	SOIL	SW846	60926		V-258493(LLICV/LLCCV soil)
ICB V-258908	1	ICB	12:59	9							V-258908(ICB/CCB)
ICSA V-258014	1	ICSA	13:03	10							V-258014(ICSA)
ICSAB V-258391	1	ICSAB	13:07	11							V-258391(ICSAB)
MB 60926 (100)	1	MB	13:12	12		SOIL	SOIL	SW846	60926		0
LCS 60926	1	LCS	13:16	13		SOIL	SOIL	SW846	60926		0
LCS MR 60926	1	LCS	13:20	14		SOIL	SOIL	SW846	60926		0
AC98711-004	1	SMP	13:25	15	MET-TAL6010S	SOIL	SOIL	SW846	60926		0
AC98711-004	1	MR	13:28	16	MET-TAL6010S	SOIL	SOIL	SW846	60926		0
AC98711-004	1	MS	13:32	17	MET-TAL6010S	SOIL	SOIL	SW846	60926		0
AC98711-004	1	MSD	13:37	18	MET-TAL6010S	SOIL	SOIL	SW846	60926		0
AC98711-004	1	PS	13:40	19	MET-TAL6010S	SOIL	SOIL	SW846	60926		0
CCV V-258730	1	CCV	13:45	20							V-258730(CCV)
LLCCV [soil] V-258493	1	LLCCV	13:48	21		SOIL	SOIL	SW846	60926		V-258493(LLICV/LLCCV soil)
CCB	1	CCB	13:52	22							0
AC98711-004	5	SD	13:55	23	MET-TAL6010S	SOIL	SOIL	SW846	60926		0
AC98711-002	1	SMP	13:58	24	MET-TAL6010S	SOIL	SOIL	SW846	60926		0
AC98687-001	1	SMP	14:02	25	MET-TAL6010S	SOIL	SOIL	SW846	60926		0
AC98687-002	1	SMP	14:05	26	MET-TAL6010S	SOIL	SOIL	SW846	60926		0
AC98687-003	1	SMP	14:10	27	MET-TAL6010S	SOIL	SOIL	SW846	60926		0
AC98687-004	1	SMP	14:15	28	MET-TAL6010S	SOIL	SOIL	SW846	60926		0
AC98687-005	1	SMP	14:20	29	MET-TAL6010S	SOIL	SOIL	SW846	60926		0
ICSA V-258014	1	ICSA	14:25	30							V-258014(ICSA)
ICSAB V-258391	1	ICSAB	14:30	31							V-258391(ICSAB)
CCV V-258730	1	CCV	14:35	32							V-258730(CCV)
LLCCV [soil] V-258493	1	LLCCV	14:38	33		SOIL	SOIL	SW846	60926		V-258493(LLICV/LLCCV soil)
CCB	1	CCB	14:42	34							0
AC98687-006	1	SMP	14:45	35	MET-TAL6010S	SOIL	SOIL	SW846	60926		0
AC98687-007	1	SMP	14:50	36	MET-TAL6010S	SOIL	SOIL	SW846	60926		0
AC98687-008	1	SMP	14:55	37	MET-TAL6010S	SOIL	SOIL	SW846	60926		0
AC98687-009	1	SMP	15:00	38	MET-TAL6010S	SOIL	SOIL	SW846	60926		0
AC98687-010	1	SMP	15:03	39	MET-TAL6010S	SOIL	SOIL	SW846	60926		0
AC98687-011	1	SMP	15:07	40	MET-TAL6010S	SOIL	SOIL	SW846	60926		0
AC98687-016	1	SMP	15:10	41	MET-TAL6010S	SOIL	SOIL	SW846	60926		0
ICSA V-258014	1	ICSA	15:15	42							V-258014(ICSA)
ICSAB V-258391	1	ICSAB	15:20	43							V-258391(ICSAB)
CCV V-258730	1	CCV	15:25	44						Pb, Zn failed	V-258730(CCV)
LLCCV [soil] V-258493	1	LLCCV	15:29	45		SOIL	SOIL	SW846	60926		V-258493(LLICV/LLCCV soil)
CCB	1	CCB	15:32	46							0
Ti	1	NA	15:35	47		SOIL	SOIL	SW846	60926	reference only- Co, Cu IEC OK	0

Comments/Reviewedby:

sean
192.168 1.89 6/29/2017 4:06:18 PM

first half OK
second half OK except Pb, Zn

7/3/17

Note: ICP-MS dilution factor column does not reflect dilution which is performed prior to analysis. Secondary analytical dilution is documented on prep log. Dilution Factor:_____

Standard/Batch/SnCl2 Lot #:

Run Log

Data File: W:\METALS.FRM\ICPDATA\New\PEICPRAD4A\S21163C4.txt

Analysis Date: 06/29/17

Instrument: PEICPRAD4A

Sample Id	DF	Qc Type	Time	Run #	Test Group	Rept Limit Matrix	Qc Matrix	Anal Method	Prep Batch	Comments:	Stds:
CALBLK V-258908	1	CAL	21:04	1							V-258908(ICB/CCB)
CALST2 V-258392	1	CAL	21:07	2							V-258392(ICS2- Low Std)
CALST3 V-258010	1	CAL	21:10	3							V-258010(ICS3 - Middle Std)
CALST4 V-258394	1	CAL	21:13	4							V-258394(ICS4 High std)
ICS3 V-258010	1	ICS	21:17	5							V-258010(ICS3 - Middle Std)
ICV V-258730	1	ICV	21:20	6							V-258730(CCV)
LLICV [soil] V-258493	1	LLICV	21:23	7		SOIL	SOIL	SW846	60926		V-258493(LLICV/LLCCV soil)
ICB V-258908	1	ICB	21:27	8							V-258908(ICB/CCB)
ICSA V-258014	1	ICSA	21:30	9							V-258014(ICSA)
ICSAB V-258391	1	ICSAB	21:33	10							V-258391(ICSAB)
MB 60926 (100)	1	MB	21:37	11		SOIL	SOIL	SW846	60926		()
LCS 60926	1	LCS	21:40	12		SOIL	SOIL	SW846	60926		()
LCS MR 60926	1	LCS	21:43	13		SOIL	SOIL	SW846	60926		()
AC98711-004	1	SMP	21:46	14	MET-TAL6010S	SOIL	SOIL	SW846	60926		()
AC98711-004	1	MR	21:48	15	MET-TAL6010S	SOIL	SOIL	SW846	60926		()
AC98711-004	1	MS	21:51	16	MET-TAL6010S	SOIL	SOIL	SW846	60926		()
AC98711-004	1	MSD	21:53	17	MET-TAL6010S	SOIL	SOIL	SW846	60926		()
AC98711-004	1	PS	21:56	18	MET-TAL6010S	SOIL	SOIL	SW846	60926		()
CCV V-258730	1	CCV	21:59	19							V-258730(CCV)
LLCCV [soil] V-258493	1	LLCCV	22:02	20		SOIL	SOIL	SW846	60926		V-258493(LLICV/LLCCV soil)
CCB	1	CCB	22:05	21							()
AC98711-004	5	SD	22:08	22	MET-TAL6010S	SOIL	SOIL	SW846	60926		()
AC98711-002	1	SMP	22:11	23	MET-TAL6010S	SOIL	SOIL	SW846	60926		()
AC98687-001	1	SMP	22:13	24	MET-TAL6010S	SOIL	SOIL	SW846	60926		()
AC98687-002	1	SMP	22:16	25	MET-TAL6010S	SOIL	SOIL	SW846	60926		()
AC98687-003	1	SMP	22:19	26	MET-TAL6010S	SOIL	SOIL	SW846	60926		()
AC98687-004	1	SMP	22:22	27	MET-TAL6010S	SOIL	SOIL	SW846	60926		()
AC98687-005	1	SMP	22:24	28	MET-TAL6010S	SOIL	SOIL	SW846	60926		()
ICSA V-258014	1	ICSA	22:27	29							V-258014(ICSA)
ICSAB V-258391	1	ICSAB	22:31	30							V-258391(ICSAB)
CCV V-258730	1	CCV	22:34	31							V-258730(CCV)
LLCCV [soil] V-258493	1	LLCCV	22:37	32		SOIL	SOIL	SW846	60926		V-258493(LLICV/LLCCV soil)
CCB	1	CCB	22:41	33							()
AC98687-006	1	SMP	22:44	34	MET-TAL6010S	SOIL	SOIL	SW846	60926		()
AC98687-007	1	SMP	22:47	35	MET-TAL6010S	SOIL	SOIL	SW846	60926		()
AC98687-008	1	SMP	22:49	36	MET-TAL6010S	SOIL	SOIL	SW846	60926		()
AC98687-009	1	SMP	22:52	37	MET-TAL6010S	SOIL	SOIL	SW846	60926		()
AC98687-010	1	SMP	22:55	38	MET-TAL6010S	SOIL	SOIL	SW846	60926		()
AC98687-011	1	SMP	22:57	39	MET-TAL6010S	SOIL	SOIL	SW846	60926		()
AC98687-016	1	SMP	23:00	40	MET-TAL6010S	SOIL	SOIL	SW846	60926		()
ICSA V-258014	1	ICSA	23:03	41							V-258014(ICSA)
ICSAB V-258391	1	ICSAB	23:06	42							V-258391(ICSAB)
CCV V-258730	1	CCV	23:10	43							V-258730(CCV)
LLCCV [soil] V-258493	1	LLCCV	23:13	44		SOIL	SOIL	SW846	60926		V-258493(LLICV/LLCCV soil)
CCB	1	CCB	23:16	45							()

Comments/Reviewedby:

sean
192.168.1.89 6/30/2017 1:22:52 PM

OK

7/3/17

Note: ICP-MS dilution factor column does not reflect dilution which is performed prior to analysis. Secondary analytical dilution is documented on prep log. Dilution Factor:_____

Standard/Batch/SnCl2 Lot #:

Run Log

Data File: W:\METALS.FRM\ICPDATA\New\MS2_7500SWA\S062917A.b\S062917A.TXT

Analysis Date: 06/29/17 **Instrument:** MS2_7500SWA

Sample Id	DF	Qc Type	Time	Run #	Test Group	Rept Limit Matrix	Qc Matrix	Anal Method	Prep Batch	Comments:	Stds:
Rinse	1	NA	13:13	1		SOIL	SOIL	SW846	60927		()
CalBlk V-258758	1	ISBLK	13:18	2		SOIL	SOIL				V-258758(Cal Blk WARNING)
CalStd1 V-258759	1	CAL	13:24	3							V-258759(Cal Std-1 WARNING)
CalStd2 V-258760	1	CAL	13:30	4							V-258760(Cal Std-2 WARNING)
CalStd3 V-258761	1	CAL	13:36	5							V-258761(Cal Std-3 WARNING)
CalStd4 V-258762	1	CAL	13:42	6							V-258762(Cal Std-4 WARNING)
CalStd5 V-258763	1	CAL	13:47	7							V-258763(Cal Std-5 WARNING)
ICV V-258764	1	ICV	13:53	8							V-258764(ICV WARNING)
LLICV V-258769	1	LLICV	13:59	9		SOIL	SOIL	SW846	60927		V-258769(LL-ICV/CCV SOIL WARNING)
ICB V-258765	1	ICB	14:05	10							V-258765(ICB/CCB WARNING)
ICSA V-258766	1	ICSA	14:11	11							V-258766(ICSA WARNING)
ICSAB V-258767	1	ICSAB	14:16	12							V-258767(ICSAB WARNING)
RINSE	1	NA	14:22	13		SOIL	SOIL	SW846	60927		()
CCV V-258768	1	CCV	14:28	14							V-258768(CCV WARNING)
LLCCV V-258769	1	LLCCV	14:34	15		SOIL	SOIL	SW846	60927		V-258769(LL-ICV/CCV SOIL WARNING)
CCB V-258765	1	CCB	14:40	16							V-258765(ICB/CCB WARNING)
MB 60927	1	MB	14:45	17		SOIL	SOIL	SW846	60927		()
LCS 50927	1	LCS	14:51	18		SOIL	SOIL	SW846	60927		()
LCS MR 60927	1	LCS	14:57	19		SOIL	SOIL	SW846	60927		()
AC98711-004	1	SMP	15:03	20	MET-TAL6020S	SOIL	SOIL	SW846	60927		()
AC98711-004	1	MR	15:08	21	MET-TAL6020S	SOIL	SOIL	SW846	60927		()
AC98711-004	5	SD	15:14	22	MET-TAL6020S	SOIL	SOIL	SW846	60927		()
AC98711-004	1	MS	15:20	23	MET-TAL6020S	SOIL	SOIL	SW846	60927		()
AC98711-004	1	MSD	15:25	24	MET-TAL6020S	SOIL	SOIL	SW846	60927		()
AC98711-004	1	PS	15:31	25	MET-TAL6020S	SOIL	SOIL	SW846	60927		()
RINSE	1	NA	15:37	26		SOIL	SOIL	SW846	60927		()
CCV V-258768	1	CCV	15:43	27							V-258768(CCV WARNING)
LLCCV V-258769	1	LLCCV	15:49	28		SOIL	SOIL	SW846	60927		V-258769(LL-ICV/CCV SOIL WARNING)
CCB V-258765	1	CCB	15:54	29							V-258765(ICB/CCB WARNING)
AC98687-001	1	SMP	16:00	30	MET-TAL6020S	SOIL	SOIL	SW846	60927	Rerun Be.	()
AC98687-002	1	SMP	16:06	31	MET-TAL6020S	SOIL	SOIL	SW846	60927		()
AC98687-003	1	SMP	16:11	32	MET-TAL6020S	SOIL	SOIL	SW846	60927		()
AC98687-004	1	SMP	16:17	33	MET-TAL6020S	SOIL	SOIL	SW846	60927		()
AC98687-005	1	SMP	16:23	34	MET-TAL6020S	SOIL	SOIL	SW846	60927	Rerun Be.	()
AC98687-006	1	SMP	16:28	35	MET-TAL6020S	SOIL	SOIL	SW846	60927		()
AC98687-007	1	SMP	16:34	36	MET-TAL6020S	SOIL	SOIL	SW846	60927		()
AC98687-008	1	SMP	16:40	37	MET-TAL6020S	SOIL	SOIL	SW846	60927		()
AC98687-009	1	SMP	16:46	38	MET-TAL6020S	SOIL	SOIL	SW846	60927		()
RINSE	1	NA	16:52	39		SOIL	SOIL	SW846	60927		()
CCV V-258768	1	CCV	16:57	40							V-258768(CCV WARNING)
LLCCV V-258769	1	LLCCV	17:03	41		SOIL	SOIL	SW846	60927		V-258769(LL-ICV/CCV SOIL WARNING)
CCB V-258765	1	CCB	17:09	42							V-258765(ICB/CCB WARNING)
AC98687-010	1	SMP	17:15	43	MET-TAL6020S	SOIL	SOIL	SW846	60927		()
AC98687-011	1	SMP	17:20	44	MET-TAL6020S	SOIL	SOIL	SW846	60927		()
AC98687-016	1	SMP	17:26	45	MET-TAL6020S	SOIL	SOIL	SW846	60927		()
AC98711-002	1	SMP	17:32	46	MET-TAL6020S	SOIL	SOIL	SW846	60927		()
RINSE	1	NA	17:38	47		SOIL	SOIL	SW846	60927		()
CCV V-258768	1	CCV	17:43	48							V-258768(CCV WARNING)
LLCCV V-258769	1	LLCCV	17:49	49		SOIL	SOIL	SW846	60927		V-258769(LL-ICV/CCV SOIL WARNING)
CCB V-258765	1	CCB	17:55	50							V-258765(ICB/CCB WARNING)

Comments/Reviewedby:

pcousineau
192.168.1.28 6/30/2017 11:49:16 AM

Run ok. Report Ag, As, Be, Cd, Sb, Se, Tl. Rerun Be for 98687-001, 005 (int. std. 45 fail). PC.

7/3/17

Note: ICP-MS dilution factor column does not reflect dilution which is performed prior to analysis. Secondary analytical dilution is documented on prep log. Dilution Factor: 2x 6/25/17

Standard/Batch/SnCl2 Lot #:

Run Log

Data File: W:\METALS.FRM\ICPDATA\New\PEICP4A\S21167A4.txt

Analysis Date: 06/30/17 **Instrument:** PEICP4A

Sample Id	DF	Qc Type	Time	Run #	Test Group	Rept Limit Matrix	Qc Matrix	Anal Method	Prep Batch	Comments:	Stds:
CALBLK V-258908	1	CAL	14:27	1							V-258908(ICB/CCB)
CALST1 V-258390	1	CAL	14:30	2							V-258390(ICS1 Lowest std)
CALST2 V-258392	1	CAL	14:33	3							V-258392(ICS2- Low Std)
CALST3 V-258010	1	CAL	14:37	4							V-258010(ICS3 - Middle Std)
CALST4 V-258394	1	CAL	14:40	5							V-258394(ICS4 High std)
ICS3 V-258010	1	ICS	14:43	6							V-258010(ICS3 - Middle Std)
ICV V-258730	1	ICV	14:47	7							V-258730(CCV)
LLICV [soil] V-258493	1	LLICV	14:50	8		SOIL	SOIL	SW846	60930		V-258493(LLICV/LLCCV soil)
ICB V-258908	1	ICB	14:54	9							V-258908(ICB/CCB)
ICSA V-258014	1	ICSA	14:57	10							V-258014(ICSA)
ICSAB V-258391	1	ICSAB	15:02	11						Ni failed	V-258391(ICSAB)
MB 60930 (100)	1	MB	15:07	12		SOIL	SOIL	SW846	60930		0
LCS 60930	1	LCS	15:10	13		SOIL	SOIL	SW846	60930		0
LCS MR 60930	1	LCS	15:15	14		SOIL	SOIL	SW846	60930		0
AC98730-013	1	SMP	15:19	15	MET-TAL6010S	SOIL	SOIL	SW846	60930		0
AC98730-013	1	MR	15:23	16	MET-TAL6010S	SOIL	SOIL	SW846	60930		0
AC98730-013	1	MS	15:26	17	MET-TAL6010S	SOIL	SOIL	SW846	60930		0
AC98730-013	1	MSD	15:30	18	MET-TAL6010S	SOIL	SOIL	SW846	60930		0
AC98730-013	1	PS	15:34	19	MET-TAL6010S	SOIL	SOIL	SW846	60930		0
CCV V-258730	1	CCV	15:37	20							V-258730(CCV)
LLCCV [soil] V-258493	1	LLCCV	15:41	21		SOIL	SOIL	SW846	60930		V-258493(LLICV/LLCCV soil)
CCB	1	CCB	15:44	22							0
AC98730-013	5	SD	15:47	23	MET-TAL6010S	SOIL	SOIL	SW846	60930		0
AC98716-001	1	SMP	15:51	24	MET-PP6010S	SOIL	SOIL	SW846	60930		0
AC98724-002	1	SMP	15:54	25	MET-RCRA-S	SOIL	SOIL	SW846	60930		0
AC98724-003	1	SMP	15:57	26	MET-RCRA-S	SOIL	SOIL	SW846	60930		0
AC98719-001	1	SMP	16:01	27	MET-TAL6010S	SOIL	SOIL	SW846	60930		0
AC98719-003	1	SMP	16:04	28	MET-TAL6010S	SOIL	SOIL	SW846	60930		0
AC98720-001	1	SMP	16:08	29	MET-TAL6010S	SOIL	SOIL	SW846	60930		0
ICSA V-258014	1	ICSA	16:11	30							V-258014(ICSA)
ICSAB V-258391	1	ICSAB	16:16	31						Co, Ni failed	V-258391(ICSAB)
CCV V-258730	1	CCV	16:21	32							V-258730(CCV)
LLCCV [soil] V-258493	1	LLCCV	16:25	33		SOIL	SOIL	SW846	60930		V-258493(LLICV/LLCCV soil)
CCB	1	CCB	16:28	34							0
AC98721-001	1	SMP	16:31	35	MET-TAL6010S	SOIL	SOIL	SW846	60930		0
AC98721-002	1	SMP	16:35	36	MET-TAL6010S	SOIL	SOIL	SW846	60930		0
AC98721-003	1	SMP	16:38	37	MET-TAL6010S	SOIL	SOIL	SW846	60930		0
AC98721-004	1	SMP	16:42	38	MET-TAL6010S	SOIL	SOIL	SW846	60930		0
AC98721-005	1	SMP	16:45	39	MET-TAL6010S	SOIL	SOIL	SW846	60930		0
AC98711-005	1	SMP	16:49	40	MET-TAL6010S	SOIL	SOIL	SW846	60930		0
AC98711-008	1	SMP	16:52	41	MET-TAL6010S	SOIL	SOIL	SW846	60930		0
CCV V-258730	1	CCV	16:55	42							V-258730(CCV)
LLCCV [soil] V-258493	1	LLCCV	16:59	43		SOIL	SOIL	SW846	60930		V-258493(LLICV/LLCCV soil)
CCB	1	CCB	17:02	44							0
AC98711-009	1	SMP	17:05	45	MET-TAL6010S	SOIL	SOIL	SW846	60930		0
AC98730-014	1	SMP	17:09	46	MET-TAL6010S	SOIL	SOIL	SW846	60930		0
AC98722-001	1	SMP	17:12	47	MET-PP6010S	SOIL	SOIL	SW846	60930		0
AC98734-004	1	SMP	17:16	48	MET-TAL6010S	SOIL	SOIL	SW846	60930		0
ICSA V-258014	1	ICSA	17:19	49							V-258014(ICSA)
ICSAB V-258391	1	ICSAB	17:24	50							V-258391(ICSAB)
CCV V-258730	1	CCV	17:29	51							V-258730(CCV)
LLCCV [soil] V-258493	1	LLCCV	17:32	52		SOIL	SOIL	SW846	60930		V-258493(LLICV/LLCCV soil)
CCB	1	CCB	17:36	53							0

Comments/Reviewedby:

sean
192.168.1.89 7/3/2017 12:43:04 PM

OK except Co, Ni

7/5/17

Note: ICP-MS dilution factor column does not reflect dilution which is performed prior to analysis. Secondary analytical dilution is documented on prep log. Dilution Factor:_____

Standard/Batch/SnCl2 Lot #:

Run Log

Data File: W:\METALS.FRM\ICPDATA\New\PEICPRAD4A\S21167B4.txt

Analysis Date: 06/30/17

Instrument: PEICPRAD4A

Sample Id	DF	Qc Type	Time	Run #	Test Group	Rept Limit Matrix	Qc Matrix	Anal Method	Prep Batch	Comments:	Stds:
CALBLK V-258908	1	CAL	17:42	1							V-258908(ICB/CCB)
CALST2 V-258392	1	CAL	17:46	2							V-258392(ICS2- Low Std)
CALST3 V-258010	1	CAL	17:50	3							V-258010(ICS3 - Middle Std)
CALST4 V-258394	1	CAL	17:53	4							V-258394(ICS4 High std)
ICS3 V-258010	1	ICS	17:56	5							V-258010(ICS3 - Middle Std)
ICV V-258730	1	ICV	17:59	6							V-258730(CCV)
LLICV [soil] V-258493	1	LLICV	18:02	7		SOIL	SOIL	SW846	60930		V-258493(LLICV/LLCCV soil)
ICB V-258908	1	ICB	18:05	8							V-258908(ICB/CCB)
ICSA V-258014	1	ICSA	18:09	9							V-258014(ICSA)
ICSAB V-258391	1	ICSAB	18:12	10							V-258391(ICSAB)
MB 60930 (100)	1	MB	18:16	11		SOIL	SOIL	SW846	60930		0
LCS 60930	1	LCS	18:20	12		SOIL	SOIL	SW846	60930		0
LCS MR 60930	1	LCS	18:22	13		SOIL	SOIL	SW846	60930		0
AC98730-013	1	SMP	18:25	14	MET-TAL6010S	SOIL	SOIL	SW846	60930		0
AC98730-013	1	MR	18:28	15	MET-TAL6010S	SOIL	SOIL	SW846	60930		0
AC98730-013	1	MS	18:31	16	MET-TAL6010S	SOIL	SOIL	SW846	60930		0
AC98730-013	1	MSD	18:34	17	MET-TAL6010S	SOIL	SOIL	SW846	60930		0
AC98730-013	1	PS	18:36	18	MET-TAL6010S	SOIL	SOIL	SW846	60930		0
CCV V-258730	1	CCV	18:39	19							V-258730(CCV)
LLCCV [soil] V-258493	1	LLCCV	18:42	20		SOIL	SOIL	SW846	60930		V-258493(LLICV/LLCCV soil)
CCB	1	CCB	18:45	21							0
AC98730-013	5	SD	18:49	22	MET-TAL6010S	SOIL	SOIL	SW846	60930		0
AC98719-001	1	SMP	18:51	23	MET-TAL6010S	SOIL	SOIL	SW846	60930		0
AC98719-003	1	SMP	18:54	24	MET-TAL6010S	SOIL	SOIL	SW846	60930		0
AC98720-001	1	SMP	18:56	25	MET-TAL6010S	SOIL	SOIL	SW846	60930		0
ICSA V-258014	1	ICSA	18:59	26							V-258014(ICSA)
ICSAB V-258391	1	ICSAB	19:03	27							V-258391(ICSAB)
CCV V-258730	1	CCV	19:06	28							V-258730(CCV)
LLCCV [soil] V-258493	1	LLCCV	19:09	29		SOIL	SOIL	SW846	60930		V-258493(LLICV/LLCCV soil)
CCB	1	CCB	19:12	30							0
AC98721-001	1	SMP	19:16	31	MET-TAL6010S	SOIL	SOIL	SW846	60930		0
AC98721-002	1	SMP	19:19	32	MET-TAL6010S	SOIL	SOIL	SW846	60930		0
AC98721-003	1	SMP	19:21	33	MET-TAL6010S	SOIL	SOIL	SW846	60930		0
AC98721-004	1	SMP	19:24	34	MET-TAL6010S	SOIL	SOIL	SW846	60930		0
AC98721-005	1	SMP	19:26	35	MET-TAL6010S	SOIL	SOIL	SW846	60930		0
AC98711-005	1	SMP	19:29	36	MET-TAL6010S	SOIL	SOIL	SW846	60930		0
AC98711-008	1	SMP	19:32	37	MET-TAL6010S	SOIL	SOIL	SW846	60930		0
CCV V-258730	1	CCV	19:34	38							V-258730(CCV)
LLCCV [soil] V-258493	1	LLCCV	19:37	39		SOIL	SOIL	SW846	60930		V-258493(LLICV/LLCCV soil)
CCB	1	CCB	19:40	40							0
AC98711-009	1	SMP	19:44	41	MET-TAL6010S	SOIL	SOIL	SW846	60930		0
AC98730-014	1	SMP	19:47	42	MET-TAL6010S	SOIL	SOIL	SW846	60930		0
AC98734-004	1	SMP	19:49	43	MET-TAL6010S	SOIL	SOIL	SW846	60930		0
ICSA V-258014	1	ICSA	19:52	44							V-258014(ICSA)
ICSAB V-258391	1	ICSAB	19:56	45							V-258391(ICSAB)
CCV V-258730	1	CCV	19:59	46							V-258730(CCV)
LLCCV [soil] V-258493	1	LLCCV	20:02	47		SOIL	SOIL	SW846	60930		V-258493(LLICV/LLCCV soil)
CCB	1	CCB	20:06	48							0

Comments/Reviewedby:

sean
192.168.1.89 7/3/2017 10:40:11 AM

OK

7/5/17

Note: ICP-MS dilution factor column does not reflect dilution which is performed prior to analysis. Secondary analytical dilution is documented on prep log. Dilution Factor:_____

Standard/Batch/SnCl2 Lot #:

Run Log

Data File: W:\METALS.FRM\ICPDATA\New\MS2_7500SWA\S063017C.b\S063017C.TXT

Analysis Date: 06/30/17 **Instrument:** MS2_7500SWA

Sample Id	DF	Qc Type	Time	Run #	Test Group	Rept Limit Matrix	Qc Matrix	Anal Method	Prep Batch	Comments:	Stds:
Rinse	1	NA	20:41	1	MET-TAL6020S	SOIL	SOIL	SW846	60931		()
CalBlk V-258758	1	ISBLK	20:47	2		SOIL	SOIL				V-258758(Cal Blk WARNING)
CalStd1 V-258759	1	CAL	20:52	3							V-258759(Cal Std-1 WARNING)
CalStd2 V-258760	1	CAL	20:58	4							V-258760(Cal Std-2 WARNING)
CalStd3 V-258761	1	CAL	21:04	5							V-258761(Cal Std-3 WARNING)
CalStd4 V-258762	1	CAL	21:10	6							V-258762(Cal Std-4 WARNING)
CalStd5 V-258763	1	CAL	21:16	7							V-258763(Cal Std-5 WARNING)
ICV V-258764	1	ICV	21:21	8							V-258764(ICV WARNING)
LLICV V-258769	1	LLICV	21:27	9	MET-TAL6020S	SOIL	SOIL	SW846	60931		V-258769(LL-ICV/CCV SOIL WARNING)
ICB V-258765	1	ICB	21:33	10							V-258765(ICB/CCB WARNING)
ICSA V-258766	1	ICSA	21:39	11							V-258766(ICSA WARNING)
ICSAB V-258767	1	ICSAB	21:44	12							V-258767(ICSAB WARNING)
RINSE	1	NA	21:50	13	MET-TAL6020S	SOIL	SOIL	SW846	60931		()
CCV V-258768	1	CCV	21:56	14							V-258768(CCV WARNING)
LLCCV V-258769	1	LLCCV	22:02	15	MET-TAL6020S	SOIL	SOIL	SW846	60931		V-258769(LL-ICV/CCV SOIL WARNING)
CCB V-258765	1	CCB	22:08	16							V-258765(ICB/CCB WARNING)
MB 60931	1	MB	22:14	17	MET-TAL6020S	SOIL	SOIL	SW846	60931		()
LCS 50931	1	LCS	22:19	18	MET-TAL6020S	SOIL	SOIL	SW846	60931		()
LCS MR 60931	1	LCS	22:25	19	MET-TAL6020S	SOIL	SOIL	SW846	60931		()
AC98730-013	1	SMP	22:31	20	MET-TAL6020S	SOIL	SOIL	SW846	60931		()
AC98730-013	1	MR	22:37	21	MET-TAL6020S	SOIL	SOIL	SW846	60931		()
AC98730-013	5	SD	22:42	22	MET-TAL6020S	SOIL	SOIL	SW846	60931		()
AC98730-013	1	MS	22:48	23	MET-TAL6020S	SOIL	SOIL	SW846	60931		()
AC98730-013	1	MSD	22:54	24	MET-TAL6020S	SOIL	SOIL	SW846	60931		()
AC98730-013	1	PS	22:59	25	MET-TAL6020S	SOIL	SOIL	SW846	60931		()
RINSE	1	NA	23:05	26	MET-TAL6020S	SOIL	SOIL	SW846	60931		()
CCV V-258768	1	CCV	23:11	27							V-258768(CCV WARNING)
LLCCV V-258769	1	LLCCV	23:17	28	MET-TAL6020S	SOIL	SOIL	SW846	60931		V-258769(LL-ICV/CCV SOIL WARNING)
CCB V-258765	1	CCB	23:23	29							V-258765(ICB/CCB WARNING)
AC98716-001	1	SMP	23:28	30	MET-PP6020S	SOIL	SOIL	SW846	60931		()
AC98724-002	1	SMP	23:34	31	MET-RCRA-MS	SOIL	SOIL	SW846	60931		()
AC98724-003	1	SMP	23:40	32	MET-RCRA-MS	SOIL	SOIL	SW846	60931		()
AC98719-001	1	SMP	23:46	33	MET-TAL6020S	SOIL	SOIL	SW846	60931		()
AC98719-003	1	SMP	23:52	34	MET-TAL6020S	SOIL	SOIL	SW846	60931		()
AC98720-001	1	SMP	23:57	35	MET-TAL6020S	SOIL	SOIL	SW846	60931		()
AC98721-001	1	SMP	00:03	36	MET-TAL6020S	SOIL	SOIL	SW846	60931		()
AC98721-002	1	SMP	00:09	37	MET-TAL6020S	SOIL	SOIL	SW846	60931		()
AC98721-003	1	SMP	00:15	38	MET-TAL6020S	SOIL	SOIL	SW846	60931		()
RINSE	1	NA	00:21	39	MET-TAL6020S	SOIL	SOIL	SW846	60931		()
CCV V-258768	1	CCV	00:26	40							V-258768(CCV WARNING)
LLCCV V-258769	1	LLCCV	00:32	41	MET-TAL6020S	SOIL	SOIL	SW846	60931		V-258769(LL-ICV/CCV SOIL WARNING)
CCB V-258765	1	CCB	00:38	42							V-258765(ICB/CCB WARNING)
AC98721-004	1	SMP	00:44	43	MET-TAL6020S	SOIL	SOIL	SW846	60931		()
AC98721-005	1	SMP	00:50	44	MET-TAL6020S	SOIL	SOIL	SW846	60931		()
AC98711-005	1	SMP	00:55	45	MET-TAL6020S	SOIL	SOIL	SW846	60931		()
AC98711-008	1	SMP	01:01	46	MET-TAL6020S	SOIL	SOIL	SW846	60931		()
AC98711-009	1	SMP	01:07	47	MET-TAL6020S	SOIL	SOIL	SW846	60931		()
AC98730-014	1	SMP	01:13	48	MET-TAL6020S	SOIL	SOIL	SW846	60931		()
AC98722-001	1	SMP	01:19	49	MET-PP6020S	SOIL	SOIL	SW846	60931		()
AC98734-004	1	SMP	01:24	50	MET-TAL6020S	SOIL	SOIL	SW846	60931		()
RINSE	1	NA	01:30	51	MET-TAL6020S	SOIL	SOIL	SW846	60931		()
CCV V-258768	1	CCV	01:36	52							V-258768(CCV WARNING)
LLCCV V-258769	1	LLCCV	01:42	53	MET-TAL6020S	SOIL	SOIL	SW846	60931		V-258769(LL-ICV/CCV SOIL WARNING)
CCB V-258765	1	CCB	01:48	54							V-258765(ICB/CCB WARNING)

Comments/Reviewedby:

pcousineau
192.168.1.28 7/3/2017 12:24:23 PM

Run ok. Report Ag, As, Be, Cd, Sb, Se, Tl. PC.

Note: ICP-MS dilution factor column does not reflect dilution which is performed prior to analysis. Secondary analytical dilution is documented on prep log. Dilution Factor: 7x 6/30/17

Standard/Batch/SnCl2 Lot #:

Run Log

Data File: W:\METALS.FRM\ICPDATA\New\PEICP4A\S21167C4.txt

Analysis Date: 07/03/17 **Instrument:** PEICP4A

Sample Id	DF	Qc Type	Time	Run #	Test Group	Rept Limit Matrix	Qc Matrix	Anal Method	Prep Batch	Comments:	Stds:
CALBLK V-258908	1	CAL	11:27	1							V-258908(ICB/CCB)
CALST1 V-258390	1	CAL	11:30	2							V-258390(ICS1 Lowest std)
CALST2 V-258392	1	CAL	11:33	3							V-258392(ICS2- Low Std)
CALST3 V-258010	1	CAL	11:36	4							V-258010(ICS3 - Middle Std)
CALST4 V-258394	1	CAL	11:40	5							V-258394(ICS4 High std)
ICS3 V-258010	1	ICS	11:43	6							V-258010(ICS3 - Middle Std)
ICV V-258730	1	ICV	11:47	7							V-258730(CCV)
LLICV [soil] V-258493	1	LLICV	11:50	8		SOIL	SOIL	SW846	60930	Co failed	V-258493(LLICV/LLCCV soil)
ICB V-258908	1	ICB	11:53	9							V-258908(ICB/CCB)
ICSA V-258014	1	ICSA	11:57	10							V-258014(ICSA)
ICSAB V-258391	1	ICSAB	12:02	11							V-258391(ICSAB)
MB 60930 (100)	1	MB	12:06	12		SOIL	SOIL	SW846	60930		0
LCS 60930	1	LCS	12:10	13		SOIL	SOIL	SW846	60930		0
LCS MR 60930	1	LCS	12:14	14		SOIL	SOIL	SW846	60930		0
AC98730-013	1	SMP	12:19	15	MET-TAL6010S	SOIL	SOIL	SW846	60930		0
AC98730-013	1	MR	12:23	16	MET-TAL6010S	SOIL	SOIL	SW846	60930		0
AC98730-013	1	MS	12:26	17	MET-TAL6010S	SOIL	SOIL	SW846	60930		0
AC98730-013	1	MSD	12:30	18	MET-TAL6010S	SOIL	SOIL	SW846	60930		0
AC98730-013	1	PS	12:33	19	MET-TAL6010S	SOIL	SOIL	SW846	60930		0
CCV V-258730	1	CCV	12:37	20							V-258730(CCV)
LLCCV [soil] V-258493	1	LLCCV	12:40	21		SOIL	SOIL	SW846	60930	Co failed	V-258493(LLICV/LLCCV soil)
CCB	1	CCB	12:44	22							0
AC98730-013	5	SD	12:47	23	MET-TAL6010S	SOIL	SOIL	SW846	60930		0
AC98716-001	1	SMP	12:50	24	MET-PP6010S	SOIL	SOIL	SW846	60930		0
AC98724-002	1	SMP	12:55	25	MET-RCRA-S	SOIL	SOIL	SW846	60930		0
AC98724-003	1	SMP	12:59	26	MET-RCRA-S	SOIL	SOIL	SW846	60930		0
AC98719-001	1	SMP	13:02	27	MET-TAL6010S	SOIL	SOIL	SW846	60930		0
AC98719-003	1	SMP	13:05	28	MET-TAL6010S	SOIL	SOIL	SW846	60930		0
AC98720-001	1	SMP	13:09	29	MET-TAL6010S	SOIL	SOIL	SW846	60930		0
ICSA V-258014	1	ICSA	13:12	30							V-258014(ICSA)
ICSAB V-258391	1	ICSAB	13:17	31							V-258391(ICSAB)
CCV V-258730	1	CCV	13:22	32							V-258730(CCV)
LLCCV [soil] V-258493	1	LLCCV	13:26	33		SOIL	SOIL	SW846	60930	Co failed	V-258493(LLICV/LLCCV soil)
CCB	1	CCB	13:29	34							0
AC98721-001	1	SMP	13:32	35	MET-TAL6010S	SOIL	SOIL	SW846	60930		0
AC98721-002	1	SMP	13:36	36	MET-TAL6010S	SOIL	SOIL	SW846	60930		0
AC98721-003	1	SMP	13:39	37	MET-TAL6010S	SOIL	SOIL	SW846	60930		0
AC98721-004	1	SMP	13:43	38	MET-TAL6010S	SOIL	SOIL	SW846	60930		0
AC98721-005	1	SMP	13:46	39	MET-TAL6010S	SOIL	SOIL	SW846	60930		0
AC98711-005	1	SMP	13:50	40	MET-TAL6010S	SOIL	SOIL	SW846	60930		0
AC98711-008	1	SMP	13:53	41	MET-TAL6010S	SOIL	SOIL	SW846	60930		0
CCV V-258730	1	CCV	13:56	42							V-258730(CCV)
LLCCV [soil] V-258493	1	LLCCV	14:00	43		SOIL	SOIL	SW846	60930	Co failed	V-258493(LLICV/LLCCV soil)
CCB	1	CCB	14:03	44							0
AC98711-009	1	SMP	14:06	45	MET-TAL6010S	SOIL	SOIL	SW846	60930		0
AC98730-014	1	SMP	14:10	46	MET-TAL6010S	SOIL	SOIL	SW846	60930		0
AC98722-001	1	SMP	14:13	47	MET-PP6010S	SOIL	SOIL	SW846	60930		0
AC98734-004	1	SMP	14:17	48	MET-TAL6010S	SOIL	SOIL	SW846	60930		0
ICSA V-258014	1	ICSA	14:21	49							V-258014(ICSA)
ICSAB V-258391	1	ICSAB	14:25	50							V-258391(ICSAB)
CCV V-258730	1	CCV	14:30	51							V-258730(CCV)
LLCCV [soil] V-258493	1	LLCCV	14:34	52		SOIL	SOIL	SW846	60930		V-258493(LLICV/LLCCV soil)
CCB	1	CCB	14:37	53							0

Comments/Reviewedby:

sean
192.168.1.89 7/3/2017 3:23:51 PM

Ni OK

7/3/17

Note: ICP-MS dilution factor column does not reflect dilution which is performed prior to analysis. Secondary analytical dilution is documented on prep log. Dilution Factor:_____

Standard/Batch/SnCl2 Lot #:

Run Log

Data File: W:\METALS.FRM\ICPDATA\New\PEICP4A\S21167D4.txt

Analysis Date: 07/03/17

Instrument: PEICP4A

Sample Id	DF	Qc Type	Time	Run #	Test Group	Rept Limit Matrix	Qc Matrix	Anal Method	Prep Batch	Comments:	Stds:
CALBLK V-258908	1	CAL	16:40	1							V-258908(ICB/CCB)
CALST1 V-258390	1	CAL	16:43	2							V-258390(ICS1 Lowest std)
CALST2 V-258392	1	CAL	16:46	3							V-258392(ICS2- Low Std)
CALST3 V-258010	1	CAL	16:49	4							V-258010(ICS3 - Middle Std)
CALST4 V-258394	1	CAL	16:53	5							V-258394(ICS4 High std)
ICS3 V-258010	1	ICS	16:56	6							V-258010(ICS3 - Middle Std)
ICV V-258730	1	ICV	17:00	7							V-258730(CCV)
LLICV [soil] V-258493	1	LLICV	17:03	8		SOIL	SOIL	SW846	60930		V-258493(LLICV/LLCCV soil)
ICB V-258908	1	ICB	17:06	9							V-258908(ICB/CCB)
ICSA V-258014	1	ICSA	17:10	10							V-258014(ICSA)
ICSAB V-258391	1	ICSAB	17:15	11							V-258391(ICSAB)
MB 60930 (100)	1	MB	17:19	12		SOIL	SOIL	SW846	60930		0
LCS 60930	1	LCS	17:23	13		SOIL	SOIL	SW846	60930		0
LCS MR 60930	1	LCS	17:27	14		SOIL	SOIL	SW846	60930		0
AC98730-013	1	SMP	17:32	15	MET-TAL6010S	SOIL	SOIL	SW846	60930		0
AC98730-013	1	MR	17:36	16	MET-TAL6010S	SOIL	SOIL	SW846	60930		0
AC98730-013	1	MS	17:39	17	MET-TAL6010S	SOIL	SOIL	SW846	60930		0
AC98730-013	1	MSD	17:43	18	MET-TAL6010S	SOIL	SOIL	SW846	60930		0
AC98730-013	1	PS	17:46	19	MET-TAL6010S	SOIL	SOIL	SW846	60930		0
CCV V-258730	1	CCV	17:50	20							V-258730(CCV)
LLCCV [soil] V-258493	1	LLCCV	17:53	21		SOIL	SOIL	SW846	60930		V-258493(LLICV/LLCCV soil)
CCB	1	CCB	17:57	22							0
AC98730-013	5	SD	18:00	23	MET-TAL6010S	SOIL	SOIL	SW846	60930		0
AC98719-001	1	SMP	18:03	24	MET-TAL6010S	SOIL	SOIL	SW846	60930		0
AC98719-003	1	SMP	18:06	25	MET-TAL6010S	SOIL	SOIL	SW846	60930		0
AC98720-001	1	SMP	18:10	26	MET-TAL6010S	SOIL	SOIL	SW846	60930		0
ICSA V-258014	1	ICSA	18:13	27							V-258014(ICSA)
ICSAB V-258391	1	ICSAB	18:18	28							V-258391(ICSAB)
CCV V-258730	1	CCV	18:23	29							V-258730(CCV)
LLCCV [soil] V-258493	1	LLCCV	18:27	30		SOIL	SOIL	SW846	60930		V-258493(LLICV/LLCCV soil)
CCB	1	CCB	18:30	31							0
AC98721-001	1	SMP	18:33	32	MET-TAL6010S	SOIL	SOIL	SW846	60930		0
AC98721-002	1	SMP	18:37	33	MET-TAL6010S	SOIL	SOIL	SW846	60930		0
AC98721-003	1	SMP	18:40	34	MET-TAL6010S	SOIL	SOIL	SW846	60930		0
AC98721-004	1	SMP	18:44	35	MET-TAL6010S	SOIL	SOIL	SW846	60930		0
AC98721-005	1	SMP	18:47	36	MET-TAL6010S	SOIL	SOIL	SW846	60930		0
AC98711-005	1	SMP	18:51	37	MET-TAL6010S	SOIL	SOIL	SW846	60930		0
AC98711-008	1	SMP	18:54	38	MET-TAL6010S	SOIL	SOIL	SW846	60930		0
CCV V-258730	1	CCV	18:57	39							V-258730(CCV)
LLCCV [soil] V-258493	1	LLCCV	19:01	40		SOIL	SOIL	SW846	60930		V-258493(LLICV/LLCCV soil)
CCB	1	CCB	19:04	41							0
AC98711-009	1	SMP	19:07	42	MET-TAL6010S	SOIL	SOIL	SW846	60930		0
AC98730-014	1	SMP	19:11	43	MET-TAL6010S	SOIL	SOIL	SW846	60930		0
AC98734-004	1	SMP	19:14	44	MET-TAL6010S	SOIL	SOIL	SW846	60930		0
ICSA V-258014	1	ICSA	19:18	45							V-258014(ICSA)
ICSAB V-258391	1	ICSAB	19:23	46							V-258391(ICSAB)
CCV V-258730	1	CCV	19:28	47							V-258730(CCV)
LLCCV [soil] V-258493	1	LLCCV	19:31	48		SOIL	SOIL	SW846	60930		V-258493(LLICV/LLCCV soil)
CCB	1	CCB	19:34	49							0

Comments/Reviewedby:

sean
192.168.1.89 7/5/2017 11:14:11 AM

Co OK

7/5/17

Note: ICP-MS dilution factor column does not reflect dilution which is performed prior to analysis. Secondary analytical dilution is documented on prep log. Dilution Factor:_____

Standard/Batch/SnCl2 Lot #:

Run Log

Data File: W:\METALS FRM\ICPDATA\New\HGCV2A\H211678B.txt

Analysis Date: 07/03/17

Instrument: HGCV2A

Sample Id	DF	Qc Type	Time	Run #	Test Group	Rept Limit Matrix	Qc Matrix	Anal Method	Prep Batch	Comments:	Stds:
Calibration Blank	1	CAL	11:32	1							0
.2 PPB	1	CAL	11:33	2							0
.5 PPB	1	CAL	11:35	3							0
1 PPB	1	CAL	11:36	4							0
2 PPB	1	CAL	11:37	5							0
5 PPB	1	CAL	11:39	6							0
10 PPB	1	CAL	11:40	7							0
25 PPB	1	CAL	11:42	8							0
ICV (2)	1	ICV	11:44	9							0
ICB	1	ICB	11:45	10							0
MB 60930 (162)	1	MB	11:47	11	HG-SOIL	SOIL	SOIL	SW846	60930		0
LCS 60930	1	NA	11:48	12	HG-SOIL	SOIL	SOIL	SW846	60930	CONC HIGH	0
LCS MR 60930	1	NA	11:50	13	HG-SOIL	SOIL	SOIL	SW846	60930	CONC HIGH	0
LCS 5D	5	LCS	11:51	14	HG-SOIL	SOIL	SOIL	SW846	60930		0
LCS MR 5D	5	LCS	11:53	15	HG-SOIL	SOIL	SOIL	SW846	60930		0
AC98730-013	1	SMP	11:55	16	HG-SOIL	SOIL	SOIL	SW846	60930		0
AC98730-013	1	MR	11:56	17	HG-SOIL	SOIL	SOIL	SW846	60930		0
AC98730-013	1	MS	11:57	18	HG-SOIL	SOIL	SOIL	SW846	60930		0
AC98730-013	1	MSD	11:59	19	HG-SOIL	SOIL	SOIL	SW846	60930		0
AC98716-001	1	SMP	12:01	20	HG-SOIL	SOIL	SOIL	SW846	60930		0
CCV	1	CCV	12:02	21							0
CCB	1	CCB	12:04	22							0
AC98724-002	1	SMP	12:05	23	HG-SOIL	SOIL	SOIL	SW846	60930		0
AC98724-003	1	SMP	12:07	24	HG-SOIL	SOIL	SOIL	SW846	60930		0
AC98719-001	1	SMP	12:08	25	HG-SOIL	SOIL	SOIL	SW846	60930		0
AC98719-003	1	SMP	12:09	26	HG-SOIL	SOIL	SOIL	SW846	60930		0
AC98720-001	1	SMP	12:11	27	HG-SOIL	SOIL	SOIL	SW846	60930		0
AC98721-001	1	SMP	12:12	28	HG-SOIL	SOIL	SOIL	SW846	60930		0
AC98721-002	1	SMP	12:13	29	HG-SOIL	SOIL	SOIL	SW846	60930		0
AC98721-003	1	SMP	12:14	30	HG-SOIL	SOIL	SOIL	SW846	60930		0
AC98721-004	1	SMP	12:16	31	HG-SOIL	SOIL	SOIL	SW846	60930		0
AC98721-005	1	SMP	12:17	32	HG-SOIL	SOIL	SOIL	SW846	60930		0
CCV	1	CCV	12:18	33							0
CCB	1	CCB	12:20	34							0
AC98711-005	1	NA	12:22	35	HG-SOIL	SOIL	SOIL	SW846	60930	CCV FAILED	0
AC98711-008	1	NA	12:23	36	HG-SOIL	SOIL	SOIL	SW846	60930	CCV FAILED	0
AC98711-009	1	NA	12:24	37	HG-SOIL	SOIL	SOIL	SW846	60930	CCV FAILED	0
AC98730-014	1	NA	12:26	38	HG-SOIL	SOIL	SOIL	SW846	60930	CCV FAILED	0
AC98722-001	1	NA	12:27	39	HG-SOIL	SOIL	SOIL	SW846	60930	CCV FAILED	0
AC98734-004	1	NA	12:28	40	HG-SOIL	SOIL	SOIL	SW846	60930	CCV FAILED	0
CCV	1	CCV	12:29	41						CCV FAILED	0

Comments/Reviewedby:

Carmele
[illegible] 1:25 7/5/2017 1:31:40 PM

QA

7/5/17

Note: ICP-MS dilution factor column does not reflect dilution which is performed prior to analysis. Secondary analytical dilution is documented on prep log. Dilution Factor:_____

Standard/Batch/SnCl2 Lot #:

V-250063

Run Log

Data File: W:\METALS\PRM\ICPDATA\New\HGICV2A\H311678D.txt

Analysis Date: 07/03/17

Instrument: HGCV2A

Sample Id	DF	Qc Type	Time	Run #	Test Group	Rept Limit Matrix	Qc Matrix	Anal Method	Prep Batch	Comments:	Stds:
Calibration Blank	1	CAL	13:49	1							0
.2 PPB	1	CAL	13:50	2							0
.5 PPB	1	CAL	13:51	3							0
1 PPB	1	CAL	13:52	4							0
2 PPB	1	CAL	13:54	5							0
5 PPB	1	CAL	13:55	6							0
10 PPB	1	CAL	13:56	7							0
25 PPB	1	CAL	13:58	8							0
ICV (2)	1	ICV	14:00	9							0
ICB	1	ICB	14:02	10							0
AC98711-005	1	SMP	14:03	11	HG-SOIL	SOIL	SOIL	SW846	60930		0
AC98711-008	1	SMP	14:04	12	HG-SOIL	SOIL	SOIL	SW846	60930		0
AC98711-009	1	SMP	14:06	13	HG-SOIL	SOIL	SOIL	SW846	60930		0
AC98730-014	1	SMP	14:07	14	HG-SOIL	SOIL	SOIL	SW846	60930		0
AC98722-001	1	SMP	14:08	15	HG-SOIL	SOIL	SOIL	SW846	60930		0
AC98734-004	1	SMP	14:10	16	HG-SOIL	SOIL	SOIL	SW846	60930		0
CCV	1	CCV	14:11	17							0
CCB	1	CCB	14:13	18							0

Comments/Reviewedby:

carmela
192.168.1.25 7/3/2017 2:19:03 PM

OK

7/5/17

Note: ICP-MS dilution factor column does not reflect dilution which is performed prior to analysis. Secondary analytical dilution is documented on prep log. Dilution Factor:_____

Standard/Batch/SnCl2 Lot #:

V-259063

Run Log

Data File: W:\METALS.FRM\ICPDATA\New\HGCV2A\H21163S.txt

Analysis Date: 07/06/17

Instrument: HGCV2A

Sample Id	DF	Qc Type	Time	Run #	Test Group	Rept Limit Matrix	Qc Matrix	Anal Method	Prep Batch	Comments:	Stds:
Calibration Blank	1	CAL	12:38	1							0
.2 PPB	1	CAL	12:39	2							0
.5 PPB	1	CAL	12:41	3							0
1 PPB	1	CAL	12:42	4							0
2 PPB	1	CAL	12:43	5							0
5 PPB	1	CAL	12:45	6							0
10 PPB	1	CAL	12:46	7							0
25 PPB	1	CAL	12:48	8							0
ICV (2)	1	ICV	12:49	9							0
ICB	1	ICB	12:51	10							0
MB 60926 (167)	1	MB	12:52	11	HG-SOIL	SOIL	SOIL	SW846	60926		0
LCS 60926	1	NA	12:54	12	HG-SOIL	SOIL	SOIL	SW846	60926	CONC.HIGH	0
LCS MR 60926	1	NA	12:55	13	HG-SOIL	SOIL	SOIL	SW846	60926	CONC.HIGH	0
LCS 5D	5	LCS	12:57	14	HG-SOIL	SOIL	SOIL	SW846	60926		0
LCS MR 5D	5	LCS	12:59	15	HG-SOIL	SOIL	SOIL	SW846	60926		0
AC98711-004	1	NA	13:01	16	HG-SOIL	SOIL	SOIL	SW846	60926	CONC.HIGH	0
AC98711-004	1	NA	13:02	17	HG-SOIL	SOIL	SOIL	SW846	60926	CONC.HIGH	0
AC98711-004	1	NA	13:04	18	HG-SOIL	SOIL	SOIL	SW846	60926	CONC.HIGH	0
AC98711-004	1	NA	13:06	19	HG-SOIL	SOIL	SOIL	SW846	60926	CONC.HIGH	0
AC98711-002	1	SMP	13:08	20	HG-SOIL	SOIL	SOIL	SW846	60926		0
CCV	1	CCV	13:09	21							0
CCB	1	CCB	13:11	22							0
AC98687-001	1	SMP	13:12	23	HG-SOIL	SOIL	SOIL	SW846	60926		0
AC98687-002	1	SMP	13:14	24	HG-SOIL	SOIL	SOIL	SW846	60926		0
AC98687-003	1	SMP	13:15	25	HG-SOIL	SOIL	SOIL	SW846	60926		0
AC98687-004	1	SMP	13:16	26	HG-SOIL	SOIL	SOIL	SW846	60926		0
AC98687-005	1	SMP	13:17	27	HG-SOIL	SOIL	SOIL	SW846	60926		0
AC98687-006	1	SMP	13:19	28	HG-SOIL	SOIL	SOIL	SW846	60926		0
AC98687-007	1	SMP	13:20	29	HG-SOIL	SOIL	SOIL	SW846	60926		0
AC98687-008	1	SMP	13:21	30	HG-SOIL	SOIL	SOIL	SW846	60926		0
AC98687-009	1	SMP	13:23	31	HG-SOIL	SOIL	SOIL	SW846	60926		0
AC98687-010	1	SMP	13:24	32	HG-SOIL	SOIL	SOIL	SW846	60926		0
CCV	1	CCV	13:25	33							0
CCB	1	CCB	13:27	34							0
AC98687-011	1	SMP	13:28	35	HG-SOIL	SOIL	SOIL	SW846	60926		0
AC98687-016	1	SMP	13:30	36	HG-SOIL	SOIL	SOIL	SW846	60926		0
AC98711-004	20	SMP	13:31	37	HG-SOIL	SOIL	SOIL	SW846	60926		0
AC98711-004	20	MR	13:32	38	HG-SOIL	SOIL	SOIL	SW846	60926		0
AC98711-004	20	MS	13:34	39	HG-SOIL	SOIL	SOIL	SW846	60926		0
AC98711-004	20	MSD	13:35	40	HG-SOIL	SOIL	SOIL	SW846	60926		0
CCV	1	CCV	13:37	41							0
CCB	1	CCB	13:39	42							0

Comments/Reviewedby:

carmela
192.168.1.70 7/6/2017 4:05:37 PM

OK

7/7/17

Note: ICP-MS dilution factor column does not reflect dilution which is performed prior to analysis. Secondary analytical dilution is documented on prep log. Dilution Factor:_____

Standard/Batch/SnCl2 Lot #:

V-259179

ICPMS Internal Standard Summary Report

TuneID: 1

Batch/FileID: S062917A Sample ID: CalBlk V-258758 Sample Date 06/29/17 Sample Time: 13:18

IS ID:	Area	Area Limit		
Ho-1	1225051	857535.7	-	1838801.551
In-1	447169.9	313018.93	-	671202.0199
Sc-1	87028.10	60919.67	-	130629.1781
Tb-1	1210487	847340.9	-	1816940.987

QcType	txtSamId:	Pos	Ho-1 Area	In-1 Area	Sc-1 Area	Tb-1 Area	Area	Area	Area	Area
ISBLK	CalBlk V-258758	2	1225051	447169.9	87028.10	1210487				
SMP	Rinse	1	1164006	410193.8	85595.95	1154464				
CAL	CalStd1 V-25875	3	1238555	454340.6	88313.21	1217583				
CAL	CalStd2 V-25876	4	1244649	457425.4	90263.07	1237046				
CAL	CalStd3 V-25876	5	1251773	461972.5	90069.37	1247812				
CAL	CalStd4 V-25876	6	1260951	457669.8	93586.76	1246650				
CAL	CalStd5 V-25876	7	1248424	454839.7	94323.70	1231294				
ICV	ICV V-258764	8	1247230	454709.2	89266.78	1243474				
LLICV	LLICV V-258769	9	1278118	469016.4	90537.59	1266927				
ICB	ICB V-258765	10	1240530	465102.7	87222.05	1239438				
ICSA	ICSA V-258766	11	1136725	402591.8	98455.29	1121595				
ICSAB	ICSAB V-258767	12	1138493	403957.3	88049.47	1127786				
SMP	RINSE	13	1256016	466728.9	85338.54	1244208				
CCV	CCV V-258768	14	1238037	457658.5	90094.99	1230437				
LLCCV	LLCCV V-258769	15	1237543	454921.3	86667.40	1225318				
CCB	CCB V-258765	16	1225988	458491.1	84732.29	1210729				
MB	MB 60927	17	1203315	445157.7	84539.38	1188960				
LCS	LCS 50927	18	1177773	425179.7	89685.69	1171268				
MR	LCS MR 60927	19	1187584	437934.9	90473.57	1171319				
SMP	AC98711-004	20	1225454	418484.9	112831.1	1206214				
MR	AC98711-004	21	1196767	411511.2	113106.3	1172049				
SD	AC98711-004	22	1245844	457723.5	92995.87	1243919				
MS	AC98711-004	23	1177407	408324.5	108417.6	1172448				
MSD	AC98711-004	24	1175936	411900.8	104643.6	1166819				
PS	AC98711-004	25	1203729	420366.0	111580.9	1195114				
SMP	RINSE	26	1253627	462351.2	83443.16	1249540				
CCV	CCV V-258768	27	1249935	466538.7	90773.80	1227861				
LLCCV	LLCCV V-258769	28	1245029	465264.4	88037.50	1233609				
CCB	CCB V-258765	29	1242070	462948.8	86890.41	1222306				
SMP	AC98687-001	30	1255323	436922.3	141645.2 *	1250746				
SMP	AC98687-002	31	1190928	418462.8	108539.0	1187501				
SMP	AC98687-003	32	1230168	432717.7	118025.9	1227070				
SMP	AC98687-004	33	1109196	408835.4	101158.2	1103255				
SMP	AC98687-005	34	1220350	440318.2	143249.7 *	1218114				
SMP	AC98687-006	35	1246566	450903.8	129992.9	1233433				
SMP	AC98687-007	36	1236992	429656.1	103548.8	1228108				
SMP	AC98687-008	37	1255343	428671.8	124550.4	1238665				
SMP	AC98687-009	38	1233417	421754.2	126774.0	1243231				
SMP	RINSE	39	1184355	457822.6	83436.68	1191558				
CCV	CCV V-258768	40	1197780	441761.3	84979.53	1174708				
LLCCV	LLCCV V-258769	41	1164585	441857.9	82285.29	1160271				
CCB	CCB V-258765	42	1162028	439640.5	79670.38	1154209				
SMP	AC98687-010	43	1191353	426711.7	102008.9	1183731				
SMP	AC98687-011	44	1258887	406165.1	88879.63	1270055				
SMP	AC98687-016	45	1164376	403602.0	97365.28	1153050				
SMP	AC98711-002	46	1163748	415868.5	112755.4	1156895				
SMP	RINSE	47	1203067	454851.7	81974.79	1193653				
CCV	CCV V-258768	48	1191110	449458.6	86761.30	1189530				

* Indicates Internal Standard Area outside of limits

ICPMS Internal Standard Summary Report

TuneID: 1

LLCCV	LLCCV V-258769	49	1172817	444352.0	81414.63	1165217
CCB	CCB V-258765	50	1168180	440612.7	78843.94	1153455

* Indicates Internal Standard Area outside of limits

ICPMS Internal Standard Summary Report

TuneID: 2

Batch/FileID: S062917A Sample ID: CalBlk V-258758 Sample Date 06/29/17 Sample Time: 13:18

IS ID:	Area	Area Limit		
Ho-2	2207165	1545015.5	-	3312954.665
In-2	1350621	945434.7	-	2027282.121
Sc-2	877463.0	614224.1	-	1317071.963
Tb-2	2198522	1538965.4	-	3299981.522

QcType	txtSamId:	Pos	Ho-2 Area	In-2 Area	Sc-2 Area	Tb-2 Area	Area	Area	Area	Area
ISBLK	CalBlk V-258758	2	2207165	1350621	877463.0	2198522				
SMP	Rinse	1	2179810	1314294	877831.3	2149172				
CAL	CalStd1 V-25875	3	2240361	1341269	878362.5	2219539				
CAL	CalStd2 V-25876	4	2253169	1344232	884503.4	2234899				
CAL	CalStd3 V-25876	5	2220604	1319133	880492.4	2203768				
CAL	CalStd4 V-25876	6	2224305	1339216	915023.2	2218871				
CAL	CalStd5 V-25876	7	2208519	1304279	917525.5	2193732				
ICV	ICV V-258764	8	2252410	1328388	888631.6	2233163				
LLICV	LLICV V-258769	9	2275322	1364082	884432.4	2235941				
ICB	ICB V-258765	10	2228728	1359235	863887.9	2210603				
ICSA	ICSA V-258766	11	2067016	1206418	904218.0	2058833				
ICSAB	ICSAB V-258767	12	2075923	1204017	877087.8	2059125				
SMP	RINSE	13	2317875	1412205	867859.9	2302823				
CCV	CCV V-258768	14	2243949	1358378	884337.3	2225855				
LLCCV	LLCCV V-258769	15	2219399	1356203	848119.2	2215463				
CCB	CCB V-258765	16	2233508	1353954	787268.8	2200927				
MB	MB 60927	17	2150723	1302834	782726.8	2148159				
LCS	LCS 50927	18	2134134	1277746	883626.9	2143669				
MR	LCS MR 60927	19	2176162	1301772	872697.3	2163113				
SMP	AC98711-004	20	2203251	1239152	1108860	2175701				
MR	AC98711-004	21	2175963	1231374	1119757	2171333				
SD	AC98711-004	22	2264194	1331946	923442.5	2267074				
MS	AC98711-004	23	2137562	1211218	1083008	2113825				
MSD	AC98711-004	24	2166210	1227919	1051455	2153137				
PS	AC98711-004	25	2223496	1259129	1105143	2198929				
SMP	RINSE	26	2293854	1394024	845373.8	2299952				
CCV	CCV V-258768	27	2257901	1373248	890537.4	2249728				
LLCCV	LLCCV V-258769	28	2252878	1376812	863964.6	2264322				
CCB	CCB V-258765	29	2251817	1372865	858500.1	2236798				
SMP	AC98687-001	30	2330864	1303136	1360634	* 2371139				
SMP	AC98687-002	31	2195296	1270840	1099065	2220065				
SMP	AC98687-003	32	2270489	1304454	1174586	2283838				
SMP	AC98687-004	33	2100749	1230257	1025267	2092168				
SMP	AC98687-005	34	2272757	1333313	1432608	* 2289951				
SMP	AC98687-006	35	2271005	1344364	1269308	2256621				
SMP	AC98687-007	36	2363234	1347145	1074130	2349863				
SMP	AC98687-008	37	2331317	1307250	1263252	2338925				
SMP	AC98687-009	38	2341606	1284091	1282505	2344384				
SMP	RINSE	39	2260462	1402555	835302.3	2270415				
CCV	CCV V-258768	40	2222490	1355393	825337.3	2209881				
LLCCV	LLCCV V-258769	41	2202751	1342177	794954.1	2217207				
CCB	CCB V-258765	42	2152115	1334739	759394.6	2133719				
SMP	AC98687-010	43	2203072	1272756	993778.3	2222298				
SMP	AC98687-011	44	2385095	1241288	869765.5	2402562				
SMP	AC98687-016	45	2246783	1262977	1025198	2251252				
SMP	AC98711-002	46	2187417	1265321	1124043	2169309				
SMP	RINSE	47	2262303	1401111	811557.6	2248727				
CCV	CCV V-258768	48	2238799	1371261	874885.7	2243387				

* Indicates Internal Standard Area outside of limits

ICPMS Internal Standard Summary Report

TuneID: 2

LLCCV	LLCCV V-258769	49	2218043	1370676	782502.8	2214698
CCB	CCB V-258765	50	2194241	1331990	770829.6	2183501

* Indicates Internal Standard Area outside of limits

ICPMS Internal Standard Summary Report

TuneID: 1

Batch/FileID: S063017C Sample ID: CalBlk V-258758 Sample Date 06/30/17 Sample Time: 20:47

IS ID:	Area	Area Limit		
Ho-1	1132824	792976.8	-	1700368.824
In-1	435643.9	304950.73	-	653901.4939
Sc-1	85088.66	59562.062	-	127718.07866
Tb-1	1129937	790955.9	-	1696035.437

QcType	txtSamId:	Pos	Ho-1 Area	In-1 Area	Sc-1 Area	Tb-1 Area	Area	Area	Area	Area
ISBLK	CalBlk V-258758	2	1132824	435643.9	85088.66	1129937				
SMP	Rinse	1	1073504	394832.4	80424.49	1053621				
CAL	CalStd1 V-25875	3	1165858	439011.9	85911.26	1167949				
CAL	CalStd2 V-25876	4	1171445	443863.1	86712.41	1152761				
CAL	CalStd3 V-25876	5	1174231	450401.6	87950.99	1166356				
CAL	CalStd4 V-25876	6	1151059	443193.8	90326.05	1148641				
CAL	CalStd5 V-25876	7	1157687	438308.8	90596.34	1144339				
ICV	ICV V-258764	8	1159301	444037.6	87711.24	1150757				
LLICV	LLICV V-258769	9	1168166	448992.8	87846.22	1165751				
ICB	ICB V-258765	10	1144052	449975.8	84418.98	1141090				
ICSA	ICSA V-258766	11	1036083	395182.2	95298.80	1023067				
ICSAB	ICSAB V-258767	12	1042628	397869.2	87648.84	1046511				
SMP	RINSE	13	1218726	468093.5	88110.26	1205674				
CCV	CCV V-258768	14	1190173	452315.4	91011.63	1174039				
LLCCV	LLCCV V-258769	15	1182061	455753.1	88923.99	1171823				
CCB	CCB V-258765	16	1180992	449953.3	86273.80	1167597				
MB	MB 60931	17	1097181	422080.8	86509.24	1074991				
LCS	LCS 50931	18	1138016	435950.3	94262.09	1144472				
MR	LCS MR 60931	19	1129637	433695.7	91562.23	1125177				
SMP	AC98730-013	20	1073897	398273.9	102657.5	1058835				
MR	AC98730-013	21	1086508	400156.5	103974.7	1073203				
SD	AC98730-013	22	1177015	447178.2	92054.47	1162602				
MS	AC98730-013	23	1055470	388715.7	106897.1	1047264				
MSD	AC98730-013	24	1050908	389631.4	104816.3	1058319				
PS	AC98730-013	25	1055473	398315.8	100668.5	1052264				
SMP	RINSE	26	1206561	463662.1	86786.89	1199562				
CCV	CCV V-258768	27	1163159	445410.0	89537.90	1152964				
LLCCV	LLCCV V-258769	28	1177356	451984.0	87768.60	1167928				
CCB	CCB V-258765	29	1167875	453064.3	86885.25	1169916				
SMP	AC98716-001	30	1023066	385957.8	93725.49	1017721				
SMP	AC98724-002	31	1072882	399908.1	89559.90	1048903				
SMP	AC98724-003	32	1065281	402254.2	88501.79	1055395				
SMP	AC98719-001	33	1074097	407378.9	91274.95	1063671				
SMP	AC98719-003	34	1086477	412255.9	86104.54	1074869				
SMP	AC98720-001	35	1017977	374983.0	98597.16	1019280				
SMP	AC98721-001	36	1091540	400600.8	94125.18	1072362				
SMP	AC98721-002	37	1079814	383554.7	110261.5	1067498				
SMP	AC98721-003	38	1071144	389619.9	93378.66	1070666				
SMP	RINSE	39	1178024	448986.1	83608.61	1182100				
CCV	CCV V-258768	40	1168261	447226.8	89194.41	1149523				
LLCCV	LLCCV V-258769	41	1167794	443900.5	86303.18	1154935				
CCB	CCB V-258765	42	1170413	448463.4	85642.38	1166169				
SMP	AC98721-004	43	1056046	397095.0	98608.84	1058424				
SMP	AC98721-005	44	1103028	383739.5	126352.3	1075290				
SMP	AC98711-005	45	1041661	392045.6	89409.31	1036975				
SMP	AC98711-008	46	1046526	393853.5	97630.21	1036465				
SMP	AC98711-009	47	1041892	390247.9	105517.6	1036061				
SMP	AC98730-014	48	1009528	378545.0	103169.0	1007797				

* Indicates Internal Standard Area outside of limits

ICPMS Internal Standard Summary Report

TuneID: 1

SMP	AC98722-001	49	1018908	381675.4	90092.99	1000473
SMP	AC98734-004	50	1040634	384987.6	97678.37	1027394
SMP	RINSE	51	1179401	446666.5	82400.38	1162225
CCV	CCV V-258768	52	1136568	431565.3	86813.27	1136127
LLCCV	LLCCV V-258769	53	1135176	433794.1	82848.27	1120075
CCB	CCB V-258765	54	1119984	430253.2	81566.55	1106957

* Indicates Internal Standard Area outside of limits

ICPMS Internal Standard Summary Report

TuneID: 2

Batch/FileID: S063017C Sample ID: CalBlk V-258758 Sample Date 06/30/17 Sample Time: 20:47

IS ID:	Area	Area Limit		
Ho-2	2198024	1538616.8	-	3299234.024
In-2	1355258	948680.6	-	2034242.258
Sc-2	887038.9	620927.23	-	1331445.3889
Tb-2	2193595	1535516.5	-	3292586.095

QcType	txtSamId:	Pos	Ho-2 Area	In-2 Area	Sc-2 Area	Tb-2 Area	Area	Area	Area	Area
ISBLK	CalBlk V-258758	2	2198024	1355258	887038.9	2193595				
SMP	Rinse	1	2171363	1340589	884036.4	2174632				
CAL	CalStd1 V-25875	3	2227257	1360242	886099.1	2228585				
CAL	CalStd2 V-25876	4	2232178	1360655	892780.0	2211502				
CAL	CalStd3 V-25876	5	2210685	1373816	915055.0	2218028				
CAL	CalStd4 V-25876	6	2198102	1325461	919848.8	2185008				
CAL	CalStd5 V-25876	7	2178099	1324516	919248.4	2183104				
ICV	ICV V-258764	8	2205416	1349986	903568.8	2207209				
LLICV	LLICV V-258769	9	2203816	1378002	891138.3	2221464				
ICB	ICB V-258765	10	2166949	1359358	876241.3	2173600				
ICSA	ICSA V-258766	11	2021913	1210820	926047.7	2030082				
ICSAB	ICSAB V-258767	12	2040332	1225210	895413.0	2032459				
SMP	RINSE	13	2323028	1429402	927592.6	2330208				
CCV	CCV V-258768	14	2259437	1384893	926374.4	2240807				
LLCCV	LLCCV V-258769	15	2229027	1392773	912378.8	2231247				
CCB	CCB V-258765	16	2200591	1389473	890947.3	2214225				
MB	MB 60931	17	2090449	1290615	831246.7	2098851				
LCS	LCS 50931	18	2142723	1315268	939322.1	2132521				
MR	LCS MR 60931	19	2157956	1315046	931785.3	2155347				
SMP	AC98730-013	20	2067139	1201463	1030950	2066355				
MR	AC98730-013	21	2053834	1208462	1051950	2049030				
SD	AC98730-013	22	2233284	1352240	936588.8	2231503				
MS	AC98730-013	23	2027251	1187807	1085540	2042448				
MSD	AC98730-013	24	2051028	1190649	1072979	2028584				
PS	AC98730-013	25	2073446	1209418	1022311	2045811				
SMP	RINSE	26	2295451	1412264	901204.1	2282213				
CCV	CCV V-258768	27	2198162	1353725	918643.5	2179137				
LLCCV	LLCCV V-258769	28	2217138	1381418	898798.8	2223582				
CCB	CCB V-258765	29	2223449	1390277	891958.3	2223906				
SMP	AC98716-001	30	2033320	1191947	934851.9	2026889				
SMP	AC98724-002	31	2036855	1238581	905827.6	2020879				
SMP	AC98724-003	32	2037851	1223892	905971.4	2040060				
SMP	AC98719-001	33	2066956	1242292	901128.6	2048495				
SMP	AC98719-003	34	2087805	1257372	869952.0	2057029				
SMP	AC98720-001	35	1982465	1146556	982180.4	1969388				
SMP	AC98721-001	36	2047741	1210833	935535.6	2041516				
SMP	AC98721-002	37	2044561	1150927	1091191	2036063				
SMP	AC98721-003	38	2055648	1183109	938302.6	2022610				
SMP	RINSE	39	2226978	1388108	869541.8	2221951				
CCV	CCV V-258768	40	2195196	1355021	905040.7	2204273				
LLCCV	LLCCV V-258769	41	2195907	1357348	882890.3	2188227				
CCB	CCB V-258765	42	2160554	1335144	881137.8	2170669				
SMP	AC98721-004	43	2042559	1213468	953902.9	2020728				
SMP	AC98721-005	44	2126789	1180278	1275392	2098060				
SMP	AC98711-005	45	2022994	1199843	905420.9	2009342				
SMP	AC98711-008	46	2031453	1206492	996819.3	2017250				
SMP	AC98711-009	47	2020284	1198912	1077056	2021793				
SMP	AC98730-014	48	1995849	1161308	1060578	1973949				

* Indicates Internal Standard Area outside of limits

ICPMS Internal Standard Summary Report

TuneID: 2

SMP	AC98722-001	49	1989882	1169094	940748.3	1987811
SMP	AC98734-004	50	2008338	1189064	981824.3	2010458
SMP	RINSE	51	2234804	1371999	878144.6	2239071
CCV	CCV V-258768	52	2150103	1311756	865055.4	2145409
LLCCV	LLCCV V-258769	53	2162979	1342511	859405.6	2153318
CCB	CCB V-258765	54	2142379	1321878	823958.6	2127871

* Indicates Internal Standard Area outside of limits

Wet Chemistry Data

VERITECH Wet Chem Form1 Analysis Summary
% Solids

TestGroupName: % Solids SM2540G **Project #:7062812**

TestGroup: %SOLIDS

Lab#	Client SampleID	Matrix	Dilution:	Result	Units:	RL	Prep Date	Analysis Date	Received Date	Collect Date
AC98711-001	SB-23	Soil/Encore	1	84	Percent			06/29/17	06/28/17	06/28/17
AC98711-002	SB-18	Soil/Encore	1	85	Percent			06/29/17	06/28/17	06/28/17
AC98711-003	SB-20	Soil/Encore	1	90	Percent			06/29/17	06/28/17	06/28/17
AC98711-004	SB-21	Soil/Encore	1	84	Percent			06/29/17	06/28/17	06/28/17
AC98711-005	SB-3	Soil/Encore	1	85	Percent			06/29/17	06/28/17	06/27/17
AC98711-006	SB-11 A	Soil/Encore	1	88	Percent			06/29/17	06/28/17	06/27/17
AC98711-007	SB-11 B	Soil/Encore	1	85	Percent			06/29/17	06/28/17	06/27/17
AC98711-008	SB-19	Soil/Encore	1	89	Percent			06/29/17	06/28/17	06/27/17
AC98711-009	SB-22	Soil/Encore	1	86	Percent			06/30/17	06/28/17	06/27/17

% Solids Report

Analysis Type: SOLIDS-SS
BatchID: SOLIDS-SS-6829

QcType	SampleID:	Rounded Result	Raw Result	Units	Tare Weight	Wet Weight	Dry Weight	Analysis Date	Analyzed By	QC RPD	Rpd Limit
DUP	AC98694-011	79	78.84232	Percent	1.36	11.38	9.26	06/29/17	jessica	0.083	5
Sample	AC98694-011	79	78.77698	Percent	1.35	12.47	10.11	06/29/17	jessica		
Sample	AC98694-012	86	85.60209	Percent	1.35	12.81	11.16	06/29/17	jessica		
Sample	AC98703-001	89	89.49919	Percent	1.34	13.72	12.42	06/29/17	jessica		
Sample	AC98703-002	89	89.31699	Percent	1.36	12.78	11.56	06/29/17	jessica		
Sample	AC98707-001	77	76.68203	Percent	1.35	12.20	9.67	06/29/17	jessica		
Sample	AC98711-001	84	83.68555	Percent	1.37	13.20	11.27	06/29/17	jessica		
Sample	AC98711-002	85	85.45592	Percent	1.35	14.62	12.70	06/29/17	jessica		
Sample	AC98711-003	90	89.85075	Percent	1.36	14.76	13.40	06/29/17	jessica		
Sample	AC98711-004	84	84.24437	Percent	1.35	13.79	11.83	06/29/17	jessica		
Sample	AC98712-001	87	87.25352	Percent	1.36	15.56	13.75	06/29/17	jessica		
Sample	AC98713-001	89	88.99917	Percent	1.37	13.46	12.13	06/29/17	jessica		
Sample	AC98713-002	89	88.93766	Percent	1.38	12.77	11.51	06/29/17	jessica		
Sample	AC98713-003	88	87.91291	Percent	1.36	14.68	13.07	06/29/17	jessica		
Sample	AC98713-004	91	91.25683	Percent	1.37	12.35	11.39	06/29/17	jessica		
Sample	AC98713-005	89	89.26174	Percent	1.36	11.79	10.66	06/29/17	jessica		
Sample	AC98713-006	90	90.45488	Percent	1.35	14.76	13.49	06/29/17	jessica		
Sample	AC98715-001	92	92.40143	Percent	1.36	15.31	14.26	06/29/17	jessica		
Sample	AC98715-002	97	96.93309	Percent	1.34	12.10	11.77	06/29/17	jessica		
Sample	AC98715-003	97	97.04841	Percent	1.36	9.83	9.59	06/29/17	jessica		
Sample	AC98715-004	91	90.67321	Percent	1.36	15.62	14.29	06/29/17	jessica		

* - Indicates Failed Rpd Criteria

% Solids Report

Analysis Type: SOLIDS-SS
BatchID: SOLIDS-SS-6832

QcType	SampleID:	Rounded Result	Raw Result	Units	Tare Weight	Wet Weight	Dry Weight	Analysis Date	Analyzed By	QC RPD	Rpd Limit
DUP	AC98714-001	88	88.38782	Percent	1.36	10.23	9.20	06/29/17	jessica	0.59	5
Sample	AC98710-001	65	64.60784	Percent	1.36	11.56	7.95	06/29/17	jessica		
Sample	AC98711-006	88	88.26430	Percent	1.36	11.50	10.31	06/29/17	jessica		
Sample	AC98711-007	85	85.29930	Percent	1.36	12.72	11.05	06/29/17	jessica		
Sample	AC98711-008	89	88.59166	Percent	1.36	14.07	12.62	06/29/17	jessica		
Sample	AC98714-001	88	87.86885	Percent	1.36	10.51	9.40	06/29/17	jessica		
Sample	AC98714-002	89	88.76298	Percent	1.38	11.97	10.78	06/29/17	jessica		
Sample	AC98716-001	61	60.67961	Percent	1.34	5.46	3.84	06/29/17	jessica		
Sample	AC98717-001	87	86.69166	Percent	1.34	12.01	10.58	06/29/17	jessica		
Sample	AC98717-002	84	84.05405	Percent	1.36	12.46	10.69	06/29/17	jessica		
Sample	AC98717-003	88	88.16047	Percent	1.35	11.57	10.36	06/29/17	jessica		
Sample	AC98719-001	62	62.45353	Percent	1.34	12.10	8.06	06/29/17	jessica		
Sample	AC98719-003	68	68.30835	Percent	1.37	10.71	7.75	06/29/17	jessica		
Sample	AC98720-001	78	77.80879	Percent	1.35	15.68	12.50	06/29/17	jessica		
Sample	AC98721-001	86	85.69881	Percent	1.35	10.58	9.26	06/29/17	jessica		
Sample	AC98721-002	80	80.38397	Percent	1.34	13.32	10.97	06/29/17	jessica		
Sample	AC98721-003	90	89.94516	Percent	1.35	12.29	11.18	06/29/17	jessica		
Sample	AC98721-004	92	91.66667	Percent	1.32	10.20	9.46	06/29/17	jessica		
Sample	AC98721-005	72	71.95496	Percent	1.37	11.14	8.40	06/29/17	jessica		
Sample	AC98722-001	67	66.71177	Percent	1.34	8.73	6.27	06/29/17	jessica		
Sample	AC98716-002	65	65.23364	Percent	1.33	6.68	4.83	06/29/17	jessica		

* - Indicates Failed Rpd Criteria

% Solids Report

Analysis Type: SOLIDS-SS
BatchID: SOLIDS-SS-6833

QcType	SampleID:	Rounded Result	Raw Result	Units	Tare Weight	Wet Weight	Dry Weight	Analysis Date	Analyzed By	QC RPD	Rpd Limit
DUP	AC98711-005	85	85.49769	Percent	1.37	16.54	14.34	06/29/17	jessica	1.1	5
Sample	AC98711-005	85	84.53159	Percent	1.38	15.15	13.02	06/29/17	jessica		
Sample	AC98724-001	85	85.35354	Percent	1.35	15.21	13.18	06/29/17	jessica		
Sample	AC98724-004	86	85.55377	Percent	1.35	13.81	12.01	06/29/17	jessica		
Sample	AC98730-013	88	88.43648	Percent	1.35	13.63	12.22	06/29/17	jessica		
Sample	AC98730-014	90	90.37217	Percent	1.34	13.70	12.52	06/29/17	jessica		

* - Indicates Failed Rpd Criteria

% Solids Report

Analysis Type: SOLIDS-SS
BatchID: SOLIDS-SS-6834

QcType	SampleID:	Rounded Result	Raw Result	Units	Tare Weight	Wet Weight	Dry Weight	Analysis Date	Analyzed By	QC RPD	Rpd Limit
DUP	AC98601-002	89	88.78143	Percent	1.35	11.69	10.52	06/30/17	jessica	0.28	5
Sample	AC98601-002	89	88.53047	Percent	1.36	12.52	11.25	06/30/17	jessica		
Sample	AC98601-005	90	89.68008	Percent	1.35	11.04	10.04	06/30/17	jessica		
Sample	AC98711-009	86	86.41161	Percent	1.36	16.52	14.45	06/30/17	jessica		
Sample	AC98724-002	86	86.33157	Percent	1.35	12.69	11.13	06/30/17	jessica		
Sample	AC98724-003	86	85.92395	Percent	1.37	16.36	14.25	06/30/17	jessica		
Sample	AC98730-001	87	87.39790	Percent	1.35	9.92	8.84	06/30/17	jessica		
Sample	AC98730-002	91	90.62087	Percent	1.36	8.93	8.22	06/30/17	jessica		
Sample	AC98730-003	90	90.14444	Percent	1.37	13.14	11.99	06/30/17	jessica		
Sample	AC98730-004	92	91.57549	Percent	1.37	10.51	9.74	06/30/17	jessica		
Sample	AC98730-005	92	91.78886	Percent	1.36	11.59	10.75	06/30/17	jessica		
Sample	AC98732-001	85	84.61538	Percent	1.35	10.45	9.05	06/30/17	jessica		
Sample	AC98732-002	84	84.25926	Percent	1.37	8.93	7.74	06/30/17	jessica		
Sample	AC98732-003	86	85.94378	Percent	1.36	11.32	9.93	06/30/17	jessica		
Sample	AC98732-004	80	80.25922	Percent	1.36	11.39	9.41	06/30/17	jessica		
Sample	AC98732-005	90	89.73262	Percent	1.38	10.73	9.77	06/30/17	jessica		
Sample	AC98732-006	90	90.38855	Percent	1.36	16.03	14.61	06/30/17	jessica		
Sample	AC98732-007	90	90.07220	Percent	1.35	12.43	11.34	06/30/17	jessica		
Sample	AC98732-008	87	87.45675	Percent	1.35	12.91	11.45	06/30/17	jessica		
Sample	AC98732-009	90	89.72450	Percent	1.37	14.80	13.42	06/30/17	jessica		
Sample	AC98732-010	89	89.04867	Percent	1.36	10.40	9.41	06/30/17	jessica		

* - Indicates Failed Rpd Criteria

Hampton-Clarke
Analytical & Field Services

Last Page of Report

Hampton-Clarke
Analytical & Field Services

175 ROUTE 46 WEST, UNIT D · FAIRFIELD, NJ 07004
2 MADISON ROAD, FAIRFIELD, NJ 07004
800-426-9992 · 973-244-9770
FAX: 973-244-9787
WWW.HCVLAB.COM

Project: CVS-Yonkers (Riverdale)

Client PO: 0718

Report To: Ransom Environmental Consultants, Inc.
2127 Hamilton Avenue
Hamilton, NJ 08619

Attn: Chris Nelson/Greg Casabona

Received Date: 6/29/2017

Report Date: 7/14/2017

Deliverables: NYDOH-R

Lab ID: AC98737

Lab Project No: 7062915

REVISED
7/27/17

This report is a true report of results obtained from our tests of this material. The report relates only to those samples received and analyzed by the laboratory. All results meet the requirements of the NELAC Institute standards. Laboratory reports may not be reproduced, except in full, without the written approval of the laboratory.

In lieu of a formal contract document, the total aggregate liability of Hampton-Clarke to all parties shall not exceed Hampton-Clarke's total fee for analytical services rendered.

Robin Cousineau - Quality Assurance Director OR **Jean Revolus - Laboratory Director**

NJ (07071) NY (ELAP11408) CT (PH-0671)
PA (68-00463) KY (90124)

Table of Contents - 7062915

Sample Summary 1

Case Narrative 2

Executive Summary 4

Report of Analysis 10

Reporting Definitions / Data Qualifiers 38

Laboratory Chronicle 39

Chain of Custody Forms 42

- Chain of Custody
- Condition Upon Receipt Forms
- Preservation Documentation Forms (If Applicable)
- Internal Chain Of Custody Records

Volatile Data 47

- Form 1 Sample and Blank Results
- Form 2 Surrogate Recovery
- Form 3 Spike Recovery
- Form 4 Method Blank Summary
- Form 5 Tune Summary & BFB Spectra
- Form 6,7 Calibration & RT Summary
- Form 8 Internal Standard Area Summary

Base Neutral/Acid Extractable Data 160

- Form 1 Sample and Blank Results
- Form 2 Surrogate Recovery
- Form 3 Spike Recovery
- Form 4 Method Blank Summary
- Form 5 Tune Summary & DFTPP Spectra
- Form 6,7 Calibration & RT Summary
- Form 8 Internal Standard Area Summary

PCB Data 329

- Form 1 Sample and Blank Results
- Form 2 Surrogate Recovery
- Form 3 Spike Recovery
- Form 4 Method Blank Summary
- Form 5 Run Logs & RT Shift Summary
- Form 6, 7 Calibration Summary

Pesticide Data **374**

Form 1 Sample and Blank Results

Form 2 Surrogate Recovery

Form 3 Spike Recovery

Form 4 Method Blank Summary

Form 5 Run Logs & RT Shift Summary

Form 6, 7 Calibration Summary

Metal Data **396**

Form 1 Sample Results

Form 2 Calibration Summary

Form 3 Blank Summary

Form 4 ICP Interference Check Sample Summary

Form 5/7 Spike / LCS Recovery Data

Form 6/9 Duplicate / Serial Dilution Sample Data

Wet Chemistry Data **446**

Form 1 Sample Results

Inorganic Spreadsheet / QC Summary

Appendix A: Base Neutral/Acid Extractable Data (Additional) **454**

Appendix B: Metals Data (Addtional **501**

Sample Summary

Client: Ransom Environmental Consultants, Inc.
Project: CVS-Yonkers (Riverdale)

HC Project #: 7062915

Lab#	SampleID	Matrix	Collection Date	Receipt Date
AC98737-001	SB-2	Soil/Encore	6/29/2017	6/29/2017
AC98737-002	SB-6A	Soil/Encore	6/29/2017	6/29/2017
AC98737-003	SB-6B	Soil/Encore	6/29/2017	6/29/2017
AC98737-004	SB-14A	Soil/Encore	6/29/2017	6/29/2017
AC98737-005	SB-17	Soil/Encore	6/29/2017	6/29/2017
AC98737-006	SB-14B	Soil/Encore	6/29/2017	6/29/2017
AC98737-007	SB-25	Soil/Encore	6/29/2017	6/29/2017
AC98737-008	SB-24C	Soil/Encore	6/29/2017	6/29/2017
AC98737-009	SB-24	Soil/Encore	6/29/2017	6/29/2017

HC Case Narrative

Client: Ransom Environmental Consultants, Inc **HC Project:** 7062915
Project: CVS-Yonkers (Riverdale)

This case narrative is in the form of an exception report Method specific and/or QA/QC anomalies related to this report only are detailed below.

Volatile Organic Analysis:

Methylene chloride was recovered in sample AC98737-008 due to possible laboratory contamination.

The Method Blank Spike for batches 61515, 61562, and 61569 had recoveries outside QC limits. Please refer to the applicable Form 3 for the recoveries.

The MS/MSD RPD, Matrix Spike and Matrix Spike Duplicate for batches 61562, 61566, and 61569 had recoveries outside QC limits. Please refer to the applicable Form 3 for the recoveries.

Base Neutral/Acid Extractable Analysis:

Sample AC98737-004 was activated and analyzed past the holding time as per client's request.

Sample AC98737-009 was analyzed at a dilution due to high concentration of target analytes. Sample AC98737-006 was analyzed at a dilution due to the viscosity of the extract.

The Method Blank Spike for batches 60326 and 60446 had recoveries outside QC limits. Please refer to the applicable Form 3 for the recoveries.

The MS/MSD RPD, Matrix Spike and/or Matrix Spike Duplicate for batch 60326 and 60446 had recoveries outside QC limits. Please refer to the applicable Form 3 for the recoveries.

Samples AC98625-007(5X) and -007(5X)(MSD) has a surrogate recovery outside QC limits, but the recovery is greater than 10%, therefore, no corrective action was necessary. Please refer to the applicable Form 2 for the recoveries.

The surrogates were double spiked in sample AC98737-004. Percent recoveries on form 2 were adjusted to reflect spiking error. Please refer to the applicable Form 2 for the recoveries.

PCB Analysis:

Data conforms to method requirements.

Pesticide Analysis:

The Method Blank Spike for batch 60327 had recoveries outside QC limits. Please refer to the applicable Form 3 for the recoveries.

The MS/MSD RPD for batch 60327 had recoveries outside QC limits. Please refer to the applicable Form 3 for the recoveries.

Samples AC98737-009 and AC98775-001(MS) have a surrogate recovery outside QC limits. Please refer to the applicable Form 2 for the recoveries.

Metals Analysis:

The Post Spike, Matrix Spike and/or Matrix Spike Duplicate for batches 60936, 60937, 60983, and 60984 had recoveries outside QC limits. Please refer to the applicable Form 5/7 for the recoveries.

The RPD between the QC sample and the Method Replicate had recoveries outside QC limits in batches 60983 and 60984. Please refer to the applicable Form 6/9 for the recoveries.

The MS/MSD RPD had recoveries outside QC limits in batches 60937 and 60983. Please refer to the applicable Form 6/9 for the recoveries.

The serial dilution for batches 60936 and 60983 is outside QC limits for one or more analytes. Please refer to the applicable Form 6/9 for the recoveries.

Wet Chemistry Analysis:

Data conforms to method requirements.

Robin Cousineau Quality Assurance Director	Or	Jean Revolus Laboratory Director	7/26/2017 Date

HC Executive Summary

Client: Ransom Environmental Consultants, Inc. **HC Project #:** 7062915

Project: CVS-Yonkers (Riverdale)

Lab#: AC98737-001 **Sample ID: SB-2**

Analyte	Units	RL	Result	Analytical Method
Aluminum	mg/kg	230	11000	EPA 6010C
Barium	mg/kg	11	160	EPA 6010C
Calcium	mg/kg	1100	8300	EPA 6010C
Chromium	mg/kg	5.7	23	EPA 6010C
Cobalt	mg/kg	2.9	7.7	EPA 6010C
Copper	mg/kg	5.7	61	EPA 6010C
Iron	mg/kg	230	19000	EPA 6010C
Lead	mg/kg	5.7	520	EPA 6010C
Magnesium	mg/kg	570	4300	EPA 6010C
Manganese	mg/kg	11	360	EPA 6010C
Nickel	mg/kg	5.7	18	EPA 6010C
Potassium	mg/kg	570	940	EPA 6010C
Sodium	mg/kg	290	440	EPA 6010C
Vanadium	mg/kg	11	24	EPA 6010C
Zinc	mg/kg	11	300	EPA 6010C
Arsenic	mg/kg	0.23	6.6	EPA 6020A
Beryllium	mg/kg	0.23	0.44	EPA 6020A
Cadmium	mg/kg	0.46	1.2	EPA 6020A
Mercury	mg/kg	0.096	1.9	EPA 7471B
Acenaphthylene	mg/kg	0.038	0.048	EPA 8270D
Anthracene	mg/kg	0.038	0.070	EPA 8270D
Benzo[a]anthracene	mg/kg	0.038	0.44	EPA 8270D
Benzo[a]pyrene	mg/kg	0.038	0.45	EPA 8270D
Benzo[b]fluoranthene	mg/kg	0.038	0.59	EPA 8270D
Benzo[g,h,i]perylene	mg/kg	0.038	0.33	EPA 8270D
Benzo[k]fluoranthene	mg/kg	0.038	0.21	EPA 8270D
bis(2-Ethylhexyl)phthalate	mg/kg	0.038	0.042	EPA 8270D
Chrysene	mg/kg	0.038	0.43	EPA 8270D
Dibenzo[a,h]anthracene	mg/kg	0.038	0.11	EPA 8270D
Fluoranthene	mg/kg	0.038	0.74	EPA 8270D
Indeno[1,2,3-cd]pyrene	mg/kg	0.038	0.28	EPA 8270D
Phenanthrene	mg/kg	0.038	0.28	EPA 8270D
Pyrene	mg/kg	0.038	0.77	EPA 8270D

HC Executive Summary

Client: Ransom Environmental Consultants, Inc. **HC Project #:** 7062915

Project: CVS-Yonkers (Riverdale)

Lab#: AC98737-002 **Sample ID: SB-6A**

Analyte	Units	RL	Result	Analytical Method
Aroclor (Total)	mg/kg	0.029	0.059	EPA 8082A
Aroclor-1262	mg/kg	0.029	0.059	EPA 8082A
Acenaphthene	mg/kg	0.039	0.057	EPA 8270D
Acenaphthylene	mg/kg	0.039	0.079	EPA 8270D
Anthracene	mg/kg	0.039	0.15	EPA 8270D
Benzo[a]anthracene	mg/kg	0.039	0.63	EPA 8270D
Benzo[a]pyrene	mg/kg	0.039	0.68	EPA 8270D
Benzo[b]fluoranthene	mg/kg	0.039	1.0	EPA 8270D
Benzo[g,h,i]perylene	mg/kg	0.039	0.50	EPA 8270D
Benzo[k]fluoranthene	mg/kg	0.039	0.29	EPA 8270D
Chrysene	mg/kg	0.039	0.77	EPA 8270D
Dibenzo[a,h]anthracene	mg/kg	0.039	0.17	EPA 8270D
Fluoranthene	mg/kg	0.039	1.3	EPA 8270D
Fluorene	mg/kg	0.039	0.053	EPA 8270D
Indeno[1,2,3-cd]pyrene	mg/kg	0.039	0.47	EPA 8270D
Naphthalene	mg/kg	0.0098	0.021	EPA 8270D
Phenanthrene	mg/kg	0.039	0.86	EPA 8270D
Pyrene	mg/kg	0.039	1.3	EPA 8270D

Lab#: AC98737-004 **Sample ID: SB-14A**

Analyte	Units	RL	Result	Analytical Method
Acenaphthene	mg/kg	0.038	0.053	EPA 8270D
Anthracene	mg/kg	0.038	0.11	EPA 8270D
Benzo[a]anthracene	mg/kg	0.038	0.51	EPA 8270D
Benzo[a]pyrene	mg/kg	0.038	0.48	EPA 8270D
Benzo[b]fluoranthene	mg/kg	0.038	0.69	EPA 8270D
Benzo[g,h,i]perylene	mg/kg	0.038	0.33	EPA 8270D
Benzo[k]fluoranthene	mg/kg	0.038	0.22	EPA 8270D
Chrysene	mg/kg	0.038	0.54	EPA 8270D
Dibenzo[a,h]anthracene	mg/kg	0.038	0.12	EPA 8270D
Fluoranthene	mg/kg	0.038	0.95	EPA 8270D
Fluorene	mg/kg	0.038	0.038	EPA 8270D
Indeno[1,2,3-cd]pyrene	mg/kg	0.038	0.31	EPA 8270D
Naphthalene	mg/kg	0.0095	0.014	EPA 8270D
Phenanthrene	mg/kg	0.038	0.58	EPA 8270D
Pyrene	mg/kg	0.038	0.98	EPA 8270D

HC Executive Summary

Client: Ransom Environmental Consultants, Inc. **HC Project #:** 7062915

Project: CVS-Yonkers (Riverdale)

Lab#: AC98737-006 **Sample ID: SB-14B**

Analyte	Units	RL	Result	Analytical Method
Aluminum	mg/kg	240	8900	EPA 6010C
Barium	mg/kg	12	320	EPA 6010C
Calcium	mg/kg	1200	21000	EPA 6010C
Chromium	mg/kg	6.0	36	EPA 6010C
Cobalt	mg/kg	3.0	7.6	EPA 6010C
Copper	mg/kg	6.0	4900	EPA 6010C
Iron	mg/kg	240	16000	EPA 6010C
Lead	mg/kg	6.0	720	EPA 6010C
Magnesium	mg/kg	600	4800	EPA 6010C
Manganese	mg/kg	12	300	EPA 6010C
Nickel	mg/kg	6.0	20	EPA 6010C
Potassium	mg/kg	600	890	EPA 6010C
Vanadium	mg/kg	12	39	EPA 6010C
Zinc	mg/kg	12	580	EPA 6010C
Arsenic	mg/kg	0.24	7.9	EPA 6020A
Beryllium	mg/kg	0.24	0.48	EPA 6020A
Cadmium	mg/kg	0.48	3.7	EPA 6020A
Silver	mg/kg	0.24	0.54	EPA 6020A
Mercury	mg/kg	0.099	3.0	EPA 7471B
Aroclor (Total)	mg/kg	0.030	0.16	EPA 8082A
Aroclor-1260	mg/kg	0.030	0.16	EPA 8082A
Tetrachloroethene	mg/kg	0.0027	0.0035	EPA 8260C
Benzo[a]anthracene	mg/kg	0.20	0.61	EPA 8270D
Benzo[a]pyrene	mg/kg	0.20	0.61	EPA 8270D
Benzo[b]fluoranthene	mg/kg	0.20	0.86	EPA 8270D
Benzo[g,h,i]perylene	mg/kg	0.20	0.45	EPA 8270D
Benzo[k]fluoranthene	mg/kg	0.20	0.29	EPA 8270D
bis(2-Ethylhexyl)phthalate	mg/kg	0.20	0.51	EPA 8270D
Chrysene	mg/kg	0.20	0.71	EPA 8270D
Fluoranthene	mg/kg	0.20	1.2	EPA 8270D
Indeno[1,2,3-cd]pyrene	mg/kg	0.20	0.42	EPA 8270D
Phenanthrene	mg/kg	0.20	0.55	EPA 8270D
Pyrene	mg/kg	0.20	1.1	EPA 8270D
TotalSemiVolatileTic	mg/kg	NA	24J	EPA 8270D

HC Executive Summary

Client: Ransom Environmental Consultants, Inc. **HC Project #:** 7062915

Project: CVS-Yonkers (Riverdale)

Lab#: AC98737-007 **Sample ID: SB-25**

Analyte	Units	RL	Result	Analytical Method
Aluminum	mg/kg	230	26000	EPA 6010C
Barium	mg/kg	11	140	EPA 6010C
Calcium	mg/kg	1100	4100	EPA 6010C
Chromium	mg/kg	5.7	32	EPA 6010C
Cobalt	mg/kg	2.9	14	EPA 6010C
Copper	mg/kg	5.7	31	EPA 6010C
Iron	mg/kg	230	39000	EPA 6010C
Lead	mg/kg	5.7	260	EPA 6010C
Magnesium	mg/kg	570	6700	EPA 6010C
Manganese	mg/kg	11	930	EPA 6010C
Nickel	mg/kg	5.7	28	EPA 6010C
Potassium	mg/kg	570	1300	EPA 6010C
Vanadium	mg/kg	11	41	EPA 6010C
Zinc	mg/kg	11	120	EPA 6010C
Arsenic	mg/kg	0.23	6.2	EPA 6020A
Beryllium	mg/kg	0.23	0.50	EPA 6020A
Mercury	mg/kg	0.096	0.25	EPA 7471B
Benzo[b]fluoranthene	mg/kg	0.038	0.040	EPA 8270D
Fluoranthene	mg/kg	0.038	0.053	EPA 8270D
Pyrene	mg/kg	0.038	0.053	EPA 8270D

HC Executive Summary

Client: Ransom Environmental Consultants, Inc. **HC Project #:** 7062915

Project: CVS-Yonkers (Riverdale)

Lab#: AC98737-008 **Sample ID: SB-24C**

Analyte	Units	RL	Result	Analytical Method
Aluminum	mg/kg	240	15000	EPA 6010C
Barium	mg/kg	12	120	EPA 6010C
Calcium	mg/kg	1200	1800	EPA 6010C
Chromium	mg/kg	5.9	26	EPA 6010C
Cobalt	mg/kg	2.9	9.1	EPA 6010C
Copper	mg/kg	5.9	32	EPA 6010C
Iron	mg/kg	240	24000	EPA 6010C
Lead	mg/kg	5.9	290	EPA 6010C
Magnesium	mg/kg	590	4200	EPA 6010C
Manganese	mg/kg	12	300	EPA 6010C
Nickel	mg/kg	5.9	20	EPA 6010C
Potassium	mg/kg	590	1300	EPA 6010C
Sodium	mg/kg	290	490	EPA 6010C
Vanadium	mg/kg	12	29	EPA 6010C
Zinc	mg/kg	12	200	EPA 6010C
Arsenic	mg/kg	0.24	3.2	EPA 6020A
Beryllium	mg/kg	0.24	0.43	EPA 6020A
Mercury	mg/kg	0.098	1.4	EPA 7471B
Methylene chloride	mg/kg	0.0024	0.0096	EPA 8260C
TotalVolatileTic	mg/kg	NA	0.005J	EPA 8260C
Anthracene	mg/kg	0.039	0.098	EPA 8270D
Benzo[a]anthracene	mg/kg	0.039	0.30	EPA 8270D
Benzo[a]pyrene	mg/kg	0.039	0.28	EPA 8270D
Benzo[b]fluoranthene	mg/kg	0.039	0.37	EPA 8270D
Benzo[g,h,i]perylene	mg/kg	0.039	0.18	EPA 8270D
Benzo[k]fluoranthene	mg/kg	0.039	0.13	EPA 8270D
Carbazole	mg/kg	0.039	0.046	EPA 8270D
Chrysene	mg/kg	0.039	0.33	EPA 8270D
Dibenzo[a,h]anthracene	mg/kg	0.039	0.061	EPA 8270D
Dibenzofuran	mg/kg	0.0098	0.019	EPA 8270D
Fluoranthene	mg/kg	0.039	0.60	EPA 8270D
Indeno[1,2,3-cd]pyrene	mg/kg	0.039	0.17	EPA 8270D
Naphthalene	mg/kg	0.0098	0.020	EPA 8270D
Phenanthrene	mg/kg	0.039	0.41	EPA 8270D
Pyrene	mg/kg	0.039	0.60	EPA 8270D
TotalSemiVolatileTic	mg/kg	NA	20J	EPA 8270D

HC Executive Summary

Client: Ransom Environmental Consultants, Inc. **HC Project #:** 7062915

Project: CVS-Yonkers (Riverdale)

Lab#: AC98737-009 **Sample ID: SB-24**

Analyte	Units	RL	Result	Analytical Method
Aluminum	mg/kg	230	16000	EPA 6010C
Barium	mg/kg	12	750	EPA 6010C
Calcium	mg/kg	1200	36000	EPA 6010C
Chromium	mg/kg	5.8	45	EPA 6010C
Cobalt	mg/kg	2.9	12	EPA 6010C
Copper	mg/kg	5.8	140	EPA 6010C
Iron	mg/kg	230	43000	EPA 6010C
Lead	mg/kg	5.8	4300	EPA 6010C
Magnesium	mg/kg	580	12000	EPA 6010C
Manganese	mg/kg	12	670	EPA 6010C
Nickel	mg/kg	5.8	36	EPA 6010C
Potassium	mg/kg	580	1700	EPA 6010C
Sodium	mg/kg	290	710	EPA 6010C
Vanadium	mg/kg	12	49	EPA 6010C
Zinc	mg/kg	12	1500	EPA 6010C
Arsenic	mg/kg	0.23	13	EPA 6020A
Beryllium	mg/kg	0.23	0.52	EPA 6020A
Cadmium	mg/kg	0.47	4.2	EPA 6020A
Selenium	mg/kg	2.3	2.4	EPA 6020A
Silver	mg/kg	0.23	0.39	EPA 6020A
Mercury	mg/kg	0.097	0.89	EPA 7471B
a-Chlordane	mg/kg	0.0058	0.0076	EPA 8081B
Chlordane (Total)	mg/kg	0.0058	0.0076	EPA 8081B
Dieldrin	mg/kg	0.0012	0.0043d	EPA 8081B
p,p'-DDD	mg/kg	0.0029	0.028	EPA 8081B
p,p'-DDE	mg/kg	0.0029	0.011	EPA 8081B
Aroclor (Total)	mg/kg	0.029	0.064	EPA 8082A
Aroclor-1254	mg/kg	0.029	0.064	EPA 8082A
2-Butanone	mg/kg	0.0026	0.038	EPA 8260C
Acetone	mg/kg	0.013	0.25	EPA 8260C
Carbon disulfide	mg/kg	0.0026	0.0060	EPA 8260C
Benzo[a]anthracene	mg/kg	0.12	0.55	EPA 8270D
Benzo[a]pyrene	mg/kg	0.12	0.78	EPA 8270D
Benzo[b]fluoranthene	mg/kg	0.12	0.64	EPA 8270D
Benzo[g,h,i]perylene	mg/kg	0.12	0.98	EPA 8270D
Benzo[k]fluoranthene	mg/kg	0.12	0.21	EPA 8270D
bis(2-Ethylhexyl)phthalate	mg/kg	0.12	0.33	EPA 8270D
Chrysene	mg/kg	0.12	0.82	EPA 8270D
Dibenzo[a,h]anthracene	mg/kg	0.12	0.23	EPA 8270D
Fluoranthene	mg/kg	0.12	0.69	EPA 8270D
Indeno[1,2,3-cd]pyrene	mg/kg	0.12	0.39	EPA 8270D
Phenanthrene	mg/kg	0.12	0.32	EPA 8270D
Pyrene	mg/kg	0.12	0.76	EPA 8270D

HC Report of Analysis

Client: Ransom Environmental Consultants, Inc.
Project: CVS-Yonkers (Riverdale)

HC Project #: 7062915

Sample ID: SB-2
Lab#: AC98737-001
Matrix: Soil/Encore

Collection Date: 6/29/2017
Receipt Date: 6/29/2017

% Solids SM2540G

Analyte	DF	Units	RL	Result
% Solids	1	percent		87

Mercury (Soil/Waste) 7471B

Analyte	DF	Units	RL	Result
Mercury	1	mg/kg	0.096	1.9

PCB 8082

Analyte	DF	Units	RL	Result
Aroclor (Total)	1	mg/kg	0.029	ND
Aroclor-1016	1	mg/kg	0.029	ND
Aroclor-1221	1	mg/kg	0.029	ND
Aroclor-1232	1	mg/kg	0.029	ND
Aroclor-1242	1	mg/kg	0.029	ND
Aroclor-1248	1	mg/kg	0.029	ND
Aroclor-1254	1	mg/kg	0.029	ND
Aroclor-1260	1	mg/kg	0.029	ND
Aroclor-1262	1	mg/kg	0.029	ND
Aroclor-1268	1	mg/kg	0.029	ND

Semivolatile Organics (no search) 8270

Analyte	DF	Units	RL	Result
1,1'-Biphenyl	1	mg/kg	0.038	ND
1,2,4,5-Tetrachlorobenzene	1	mg/kg	0.038	ND
2,3,4,6-Tetrachlorophenol	1	mg/kg	0.038	ND
2,4,5-Trichlorophenol	1	mg/kg	0.038	ND
2,4,6-Trichlorophenol	1	mg/kg	0.038	ND
2,4-Dichlorophenol	1	mg/kg	0.0096	ND
2,4-Dimethylphenol	1	mg/kg	0.0096	ND
2,4-Dinitrophenol	1	mg/kg	0.19	ND
2,4-Dinitrotoluene	1	mg/kg	0.038	ND
2,6-Dinitrotoluene	1	mg/kg	0.038	ND
2-Chloronaphthalene	1	mg/kg	0.038	ND
2-Chlorophenol	1	mg/kg	0.038	ND
2-Methylnaphthalene	1	mg/kg	0.038	ND
2-Methylphenol	1	mg/kg	0.0096	ND
2-Nitroaniline	1	mg/kg	0.038	ND
2-Nitrophenol	1	mg/kg	0.038	ND
3&4-Methylphenol	1	mg/kg	0.0096	ND
3,3'-Dichlorobenzidine	1	mg/kg	0.038	ND
3-Nitroaniline	1	mg/kg	0.038	ND
4,6-Dinitro-2-methylphenol	1	mg/kg	0.19	ND
4-Bromophenyl-phenylether	1	mg/kg	0.038	ND
4-Chloro-3-methylphenol	1	mg/kg	0.038	ND
4-Chloroaniline	1	mg/kg	0.0096	ND
4-Chlorophenyl-phenylether	1	mg/kg	0.038	ND
4-Nitroaniline	1	mg/kg	0.038	ND
4-Nitrophenol	1	mg/kg	0.038	ND
Acenaphthene	1	mg/kg	0.038	ND

Sample ID: SB-2
Lab#: AC98737-001
Matrix: Soil/Encore

Collection Date: 6/29/2017
Receipt Date: 6/29/2017

Acenaphthylene	**1**	**mg/kg**	**0.038**	**0.048**
Acetophenone	1	mg/kg	0.038	ND
Anthracene	**1**	**mg/kg**	**0.038**	**0.070**
Atrazine	1	mg/kg	0.038	ND
Benzaldehyde	1	mg/kg	0.038	ND
Benzo[a]anthracene	**1**	**mg/kg**	**0.038**	**0.44**
Benzo[a]pyrene	**1**	**mg/kg**	**0.038**	**0.45**
Benzo[b]fluoranthene	**1**	**mg/kg**	**0.038**	**0.59**
Benzo[g,h,i]perylene	**1**	**mg/kg**	**0.038**	**0.33**
Benzo[k]fluoranthene	**1**	**mg/kg**	**0.038**	**0.21**
bis(2-Chloroethoxy)methane	1	mg/kg	0.038	ND
bis(2-Chloroethyl)ether	1	mg/kg	0.0096	ND
bis(2-Chloroisopropyl)ether	1	mg/kg	0.038	ND
bis(2-Ethylhexyl)phthalate	**1**	**mg/kg**	**0.038**	**0.042**
Butylbenzylphthalate	1	mg/kg	0.038	ND
Caprolactam	1	mg/kg	0.038	ND
Carbazole	1	mg/kg	0.038	ND
Chrysene	**1**	**mg/kg**	**0.038**	**0.43**
Dibenzo[a,h]anthracene	**1**	**mg/kg**	**0.038**	**0.11**
Dibenzofuran	1	mg/kg	0.0096	ND
Diethylphthalate	1	mg/kg	0.038	ND
Dimethylphthalate	1	mg/kg	0.038	ND
Di-n-butylphthalate	1	mg/kg	0.0096	ND
Di-n-octylphthalate	1	mg/kg	0.038	ND
Fluoranthene	**1**	**mg/kg**	**0.038**	**0.74**
Fluorene	1	mg/kg	0.038	ND
Hexachlorobenzene	1	mg/kg	0.038	ND
Hexachlorobutadiene	1	mg/kg	0.038	ND
Hexachlorocyclopentadiene	1	mg/kg	0.090	ND
Hexachloroethane	1	mg/kg	0.038	ND
Indeno[1,2,3-cd]pyrene	**1**	**mg/kg**	**0.038**	**0.28**
Isophorone	1	mg/kg	0.038	ND
Naphthalene	1	mg/kg	0.0096	ND
Nitrobenzene	1	mg/kg	0.038	ND
N-Nitroso-di-n-propylamine	1	mg/kg	0.0096	ND
N-Nitrosodiphenylamine	1	mg/kg	0.038	ND
Pentachlorophenol	1	mg/kg	0.19	ND
Phenanthrene	**1**	**mg/kg**	**0.038**	**0.28**
Phenol	1	mg/kg	0.038	ND
Pyrene	**1**	**mg/kg**	**0.038**	**0.77**

TAL Metals 6010

Analyte	DF	Units	RL	Result
Aluminum	**1**	**mg/kg**	**230**	**11000**
Barium	**1**	**mg/kg**	**11**	**160**
Calcium	**1**	**mg/kg**	**1100**	**8300**
Chromium	**1**	**mg/kg**	**5.7**	**23**
Cobalt	**1**	**mg/kg**	**2.9**	**7.7**
Copper	**1**	**mg/kg**	**5.7**	**61**
Iron	**1**	**mg/kg**	**230**	**19000**
Lead	**1**	**mg/kg**	**5.7**	**520**
Magnesium	**1**	**mg/kg**	**570**	**4300**
Manganese	**1**	**mg/kg**	**11**	**360**
Nickel	**1**	**mg/kg**	**5.7**	**18**
Potassium	**1**	**mg/kg**	**570**	**940**
Sodium	**1**	**mg/kg**	**290**	**440**
Vanadium	**1**	**mg/kg**	**11**	**24**

Sample ID: SB-2 **Collection Date: 6/29/2017**
Lab#: AC98737-001 **Receipt Date: 6/29/2017**
Matrix: Soil/Encore

Zinc	**1**	**mg/kg**	**11**	**300**

TAL Metals 6020

Analyte	DF	Units	RL	Result
Antimony	1	mg/kg	0.92	ND
Arsenic	**1**	**mg/kg**	**0.23**	**6.6**
Beryllium	**1**	**mg/kg**	**0.23**	**0.44**
Cadmium	**1**	**mg/kg**	**0.46**	**1.2**
Selenium	1	mg/kg	2.3	ND
Silver	1	mg/kg	0.23	ND
Thallium	1	mg/kg	0.46	ND

Volatile Organics (no search) 8260

Analyte	DF	Units	RL	Result
1,1,1-Trichloroethane	1.04	mg/kg	0.0024	ND
1,1,2,2-Tetrachloroethane	1.04	mg/kg	0.0024	ND
1,1,2-Trichloro-1,2,2-trifluoroethane	1.04	mg/kg	0.0024	ND
1,1,2-Trichloroethane	1.04	mg/kg	0.0024	ND
1,1-Dichloroethane	1.04	mg/kg	0.0024	ND
1,1-Dichloroethene	1.04	mg/kg	0.0024	ND
1,2,3-Trichlorobenzene	1.04	mg/kg	0.0024	ND
1,2,4-Trichlorobenzene	1.04	mg/kg	0.0024	ND
1,2,4-Trimethylbenzene	1.04	mg/kg	0.0012	ND
1,2-Dibromo-3-chloropropane	1.04	mg/kg	0.0024	ND
1,2-Dibromoethane	1.04	mg/kg	0.0012	ND
1,2-Dichlorobenzene	1.04	mg/kg	0.0024	ND
1,2-Dichloroethane	1.04	mg/kg	0.0024	ND
1,2-Dichloropropane	1.04	mg/kg	0.0024	ND
1,3,5-Trimethylbenzene	1.04	mg/kg	0.0012	ND
1,3-Dichlorobenzene	1.04	mg/kg	0.0024	ND
1,4-Dichlorobenzene	1.04	mg/kg	0.0024	ND
1,4-Dioxane	1.04	mg/kg	0.12	ND
2-Butanone	1.04	mg/kg	0.0024	ND
2-Hexanone	1.04	mg/kg	0.0024	ND
4-Isopropyltoluene	1.04	mg/kg	0.0012	ND
4-Methyl-2-pentanone	1.04	mg/kg	0.0024	ND
Acetone	1.04	mg/kg	0.012	ND
Benzene	1.04	mg/kg	0.0012	ND
Bromochloromethane	1.04	mg/kg	0.0024	ND
Bromodichloromethane	1.04	mg/kg	0.0024	ND
Bromoform	1.04	mg/kg	0.0024	ND
Bromomethane	1.04	mg/kg	0.0024	ND
Carbon disulfide	1.04	mg/kg	0.0024	ND
Carbon tetrachloride	1.04	mg/kg	0.0024	ND
Chlorobenzene	1.04	mg/kg	0.0024	ND
Chloroethane	1.04	mg/kg	0.0024	ND
Chloroform	1.04	mg/kg	0.0024	ND
Chloromethane	1.04	mg/kg	0.0024	ND
cis-1,2-Dichloroethene	1.04	mg/kg	0.0024	ND
cis-1,3-Dichloropropene	1.04	mg/kg	0.0024	ND
Cyclohexane	1.04	mg/kg	0.0024	ND
Dibromochloromethane	1.04	mg/kg	0.0024	ND
Dichlorodifluoromethane	1.04	mg/kg	0.0024	ND
Ethylbenzene	1.04	mg/kg	0.0012	ND
Isopropylbenzene	1.04	mg/kg	0.0012	ND
m&p-Xylenes	1.04	mg/kg	0.0012	ND
Methyl Acetate	1.04	mg/kg	0.0024	ND

Sample ID: SB-2 **Collection Date: 6/29/2017**
Lab#: AC98737-001 **Receipt Date: 6/29/2017**
Matrix: Soil/Encore

Methylcyclohexane	1.04	mg/kg	0.0024	ND
Methylene chloride	1.04	mg/kg	0.0024	ND
Methyl-t-butyl ether	1.04	mg/kg	0.0012	ND
n-Butylbenzene	1.04	mg/kg	0.0012	ND
n-Propylbenzene	1.04	mg/kg	0.0012	ND
o-Xylene	1.04	mg/kg	0.0012	ND
sec-Butylbenzene	1.04	mg/kg	0.0012	ND
Styrene	1.04	mg/kg	0.0024	ND
t-Butylbenzene	1.04	mg/kg	0.0012	ND
Tetrachloroethene	1.04	mg/kg	0.0024	ND
Toluene	1.04	mg/kg	0.0012	ND
trans-1,2-Dichloroethene	1.04	mg/kg	0.0024	ND
trans-1,3-Dichloropropene	1.04	mg/kg	0.0024	ND
Trichloroethene	1.04	mg/kg	0.0024	ND
Trichlorofluoromethane	1.04	mg/kg	0.0024	ND
Vinyl chloride	1.04	mg/kg	0.0024	ND
Xylenes (Total)	1.04	mg/kg	0.0012	ND

Sample ID: SB-6A
Lab#: AC98737-002
Matrix: Soil/Encore

Collection Date: 6/29/2017
Receipt Date: 6/29/2017

% Solids SM2540G

Analyte	DF	Units	RL	Result
% Solids	1	percent		85

PAH Compounds 8270

Analyte	DF	Units	RL	Result
2-Methylnaphthalene	1	mg/kg	0.039	ND
Acenaphthene	1	mg/kg	0.039	0.057
Acenaphthylene	1	mg/kg	0.039	0.079
Anthracene	1	mg/kg	0.039	0.15
Benzo[a]anthracene	1	mg/kg	0.039	0.63
Benzo[a]pyrene	1	mg/kg	0.039	0.68
Benzo[b]fluoranthene	1	mg/kg	0.039	1.0
Benzo[g,h,i]perylene	1	mg/kg	0.039	0.50
Benzo[k]fluoranthene	1	mg/kg	0.039	0.29
Chrysene	1	mg/kg	0.039	0.77
Dibenzo[a,h]anthracene	1	mg/kg	0.039	0.17
Fluoranthene	1	mg/kg	0.039	1.3
Fluorene	1	mg/kg	0.039	0.053
Indeno[1,2,3-cd]pyrene	1	mg/kg	0.039	0.47
Naphthalene	1	mg/kg	0.0098	0.021
Phenanthrene	1	mg/kg	0.039	0.86
Pyrene	1	mg/kg	0.039	1.3

PCB 8082

Analyte	DF	Units	RL	Result
Aroclor (Total)	1	mg/kg	0.029	0.059
Aroclor-1016	1	mg/kg	0.029	ND
Aroclor-1221	1	mg/kg	0.029	ND
Aroclor-1232	1	mg/kg	0.029	ND
Aroclor-1242	1	mg/kg	0.029	ND
Aroclor-1248	1	mg/kg	0.029	ND
Aroclor-1254	1	mg/kg	0.029	ND
Aroclor-1260	1	mg/kg	0.029	ND
Aroclor-1262	1	mg/kg	0.029	0.059
Aroclor-1268	1	mg/kg	0.029	ND

Volatile Organics (no search) 8260

Analyte	DF	Units	RL	Result
1,1,1-Trichloroethane	1.04	mg/kg	0.0024	ND
1,1,2,2-Tetrachloroethane	1.04	mg/kg	0.0024	ND
1,1,2-Trichloro-1,2,2-trifluoroethane	1.04	mg/kg	0.0024	ND
1,1,2-Trichloroethane	1.04	mg/kg	0.0024	ND
1,1-Dichloroethane	1.04	mg/kg	0.0024	ND
1,1-Dichloroethene	1.04	mg/kg	0.0024	ND
1,2,3-Trichlorobenzene	1.04	mg/kg	0.0024	ND
1,2,4-Trichlorobenzene	1.04	mg/kg	0.0024	ND
1,2,4-Trimethylbenzene	1.04	mg/kg	0.0012	ND
1,2-Dibromo-3-chloropropane	1.04	mg/kg	0.0024	ND
1,2-Dibromoethane	1.04	mg/kg	0.0012	ND
1,2-Dichlorobenzene	1.04	mg/kg	0.0024	ND
1,2-Dichloroethane	1.04	mg/kg	0.0024	ND
1,2-Dichloropropane	1.04	mg/kg	0.0024	ND
1,3,5-Trimethylbenzene	1.04	mg/kg	0.0012	ND
1,3-Dichlorobenzene	1.04	mg/kg	0.0024	ND
1,4-Dichlorobenzene	1.04	mg/kg	0.0024	ND
1,4-Dioxane	1.04	mg/kg	0.12	ND

Sample ID: SB-6A
Lab#: AC98737-002
Matrix: Soil/Encore

Collection Date: 6/29/2017
Receipt Date: 6/29/2017

2-Butanone	1.04	mg/kg	0.0024	ND
2-Hexanone	1.04	mg/kg	0.0024	ND
4-Isopropyltoluene	1.04	mg/kg	0.0012	ND
4-Methyl-2-pentanone	1.04	mg/kg	0.0024	ND
Acetone	1.04	mg/kg	0.012	ND
Benzene	1.04	mg/kg	0.0012	ND
Bromochloromethane	1.04	mg/kg	0.0024	ND
Bromodichloromethane	1.04	mg/kg	0.0024	ND
Bromoform	1.04	mg/kg	0.0024	ND
Bromomethane	1.04	mg/kg	0.0024	ND
Carbon disulfide	1.04	mg/kg	0.0024	ND
Carbon tetrachloride	1.04	mg/kg	0.0024	ND
Chlorobenzene	1.04	mg/kg	0.0024	ND
Chloroethane	1.04	mg/kg	0.0024	ND
Chloroform	1.04	mg/kg	0.0024	ND
Chloromethane	1.04	mg/kg	0.0024	ND
cis-1,2-Dichloroethene	1.04	mg/kg	0.0024	ND
cis-1,3-Dichloropropene	1.04	mg/kg	0.0024	ND
Cyclohexane	1.04	mg/kg	0.0024	ND
Dibromochloromethane	1.04	mg/kg	0.0024	ND
Dichlorodifluoromethane	1.04	mg/kg	0.0024	ND
Ethylbenzene	1.04	mg/kg	0.0012	ND
Isopropylbenzene	1.04	mg/kg	0.0012	ND
m&p-Xylenes	1.04	mg/kg	0.0012	ND
Methyl Acetate	1.04	mg/kg	0.0024	ND
Methylcyclohexane	1.04	mg/kg	0.0024	ND
Methylene chloride	1.04	mg/kg	0.0024	ND
Methyl-t-butyl ether	1.04	mg/kg	0.0012	ND
n-Butylbenzene	1.04	mg/kg	0.0012	ND
n-Propylbenzene	1.04	mg/kg	0.0012	ND
o-Xylene	1.04	mg/kg	0.0012	ND
sec-Butylbenzene	1.04	mg/kg	0.0012	ND
Styrene	1.04	mg/kg	0.0024	ND
t-Butylbenzene	1.04	mg/kg	0.0012	ND
Tetrachloroethene	1.04	mg/kg	0.0024	ND
Toluene	1.04	mg/kg	0.0012	ND
trans-1,2-Dichloroethene	1.04	mg/kg	0.0024	ND
trans-1,3-Dichloropropene	1.04	mg/kg	0.0024	ND
Trichloroethene	1.04	mg/kg	0.0024	ND
Trichlorofluoromethane	1.04	mg/kg	0.0024	ND
Vinyl chloride	1.04	mg/kg	0.0024	ND
Xylenes (Total)	1.04	mg/kg	0.0012	ND

Sample ID: SB-6B
Lab#: AC98737-003
Matrix: Soil/Encore

Collection Date: 6/29/2017
Receipt Date: 6/29/2017

% Solids SM2540G

Analyte	DF	Units	RL	Result
% Solids	1	percent		84

PAH Compounds 8270

Analyte	DF	Units	RL	Result
2-Methylnaphthalene	1	mg/kg	0.040	ND
Acenaphthene	1	mg/kg	0.040	ND
Acenaphthylene	1	mg/kg	0.040	ND
Anthracene	1	mg/kg	0.040	ND
Benzo[a]anthracene	1	mg/kg	0.040	ND
Benzo[a]pyrene	1	mg/kg	0.040	ND
Benzo[b]fluoranthene	1	mg/kg	0.040	ND
Benzo[g,h,i]perylene	1	mg/kg	0.040	ND
Benzo[k]fluoranthene	1	mg/kg	0.040	ND
Chrysene	1	mg/kg	0.040	ND
Dibenzo[a,h]anthracene	1	mg/kg	0.040	ND
Fluoranthene	1	mg/kg	0.040	ND
Fluorene	1	mg/kg	0.040	ND
Indeno[1,2,3-cd]pyrene	1	mg/kg	0.040	ND
Naphthalene	1	mg/kg	0.0099	ND
Phenanthrene	1	mg/kg	0.040	ND
Pyrene	1	mg/kg	0.040	ND

PCB 8082

Analyte	DF	Units	RL	Result
Aroclor (Total)	1	mg/kg	0.030	ND
Aroclor-1016	1	mg/kg	0.030	ND
Aroclor-1221	1	mg/kg	0.030	ND
Aroclor-1232	1	mg/kg	0.030	ND
Aroclor-1242	1	mg/kg	0.030	ND
Aroclor-1248	1	mg/kg	0.030	ND
Aroclor-1254	1	mg/kg	0.030	ND
Aroclor-1260	1	mg/kg	0.030	ND
Aroclor-1262	1	mg/kg	0.030	ND
Aroclor-1268	1	mg/kg	0.030	ND

Volatile Organics (no search) 8260

Analyte	DF	Units	RL	Result
1,1,1-Trichloroethane	0.901	mg/kg	0.0021	ND
1,1,2,2-Tetrachloroethane	0.901	mg/kg	0.0021	ND
1,1,2-Trichloro-1,2,2-trifluoroethane	0.901	mg/kg	0.0021	ND
1,1,2-Trichloroethane	0.901	mg/kg	0.0021	ND
1,1-Dichloroethane	0.901	mg/kg	0.0021	ND
1,1-Dichloroethene	0.901	mg/kg	0.0021	ND
1,2,3-Trichlorobenzene	0.901	mg/kg	0.0021	ND
1,2,4-Trichlorobenzene	0.901	mg/kg	0.0021	ND
1,2,4-Trimethylbenzene	0.901	mg/kg	0.0011	ND
1,2-Dibromo-3-chloropropane	0.901	mg/kg	0.0021	ND
1,2-Dibromoethane	0.901	mg/kg	0.0011	ND
1,2-Dichlorobenzene	0.901	mg/kg	0.0021	ND
1,2-Dichloroethane	0.901	mg/kg	0.0021	ND
1,2-Dichloropropane	0.901	mg/kg	0.0021	ND
1,3,5-Trimethylbenzene	0.901	mg/kg	0.0011	ND
1,3-Dichlorobenzene	0.901	mg/kg	0.0021	ND
1,4-Dichlorobenzene	0.901	mg/kg	0.0021	ND
1,4-Dioxane	0.901	mg/kg	0.11	ND

Sample ID: SB-6B **Collection Date: 6/29/2017**
Lab#: AC98737-003 **Receipt Date: 6/29/2017**
Matrix: Soil/Encore

2-Butanone	0.901	mg/kg	0.0021	ND
2-Hexanone	0.901	mg/kg	0.0021	ND
4-Isopropyltoluene	0.901	mg/kg	0.0011	ND
4-Methyl-2-pentanone	0.901	mg/kg	0.0021	ND
Acetone	0.901	mg/kg	0.011	ND
Benzene	0.901	mg/kg	0.0011	ND
Bromochloromethane	0.901	mg/kg	0.0021	ND
Bromodichloromethane	0.901	mg/kg	0.0021	ND
Bromoform	0.901	mg/kg	0.0021	ND
Bromomethane	0.901	mg/kg	0.0021	ND
Carbon disulfide	0.901	mg/kg	0.0021	ND
Carbon tetrachloride	0.901	mg/kg	0.0021	ND
Chlorobenzene	0.901	mg/kg	0.0021	ND
Chloroethane	0.901	mg/kg	0.0021	ND
Chloroform	0.901	mg/kg	0.0021	ND
Chloromethane	0.901	mg/kg	0.0021	ND
cis-1,2-Dichloroethene	0.901	mg/kg	0.0021	ND
cis-1,3-Dichloropropene	0.901	mg/kg	0.0021	ND
Cyclohexane	0.901	mg/kg	0.0021	ND
Dibromochloromethane	0.901	mg/kg	0.0021	ND
Dichlorodifluoromethane	0.901	mg/kg	0.0021	ND
Ethylbenzene	0.901	mg/kg	0.0011	ND
Isopropylbenzene	0.901	mg/kg	0.0011	ND
m&p-Xylenes	0.901	mg/kg	0.0011	ND
Methyl Acetate	0.901	mg/kg	0.0021	ND
Methylcyclohexane	0.901	mg/kg	0.0021	ND
Methylene chloride	0.901	mg/kg	0.0021	ND
Methyl-t-butyl ether	0.901	mg/kg	0.0011	ND
n-Butylbenzene	0.901	mg/kg	0.0011	ND
n-Propylbenzene	0.901	mg/kg	0.0011	ND
o-Xylene	0.901	mg/kg	0.0011	ND
sec-Butylbenzene	0.901	mg/kg	0.0011	ND
Styrene	0.901	mg/kg	0.0021	ND
t-Butylbenzene	0.901	mg/kg	0.0011	ND
Tetrachloroethene	0.901	mg/kg	0.0021	ND
Toluene	0.901	mg/kg	0.0011	ND
trans-1,2-Dichloroethene	0.901	mg/kg	0.0021	ND
trans-1,3-Dichloropropene	0.901	mg/kg	0.0021	ND
Trichloroethene	0.901	mg/kg	0.0021	ND
Trichlorofluoromethane	0.901	mg/kg	0.0021	ND
Vinyl chloride	0.901	mg/kg	0.0021	ND
Xylenes (Total)	0.901	mg/kg	0.0011	ND

Sample ID: SB-14A **Collection Date: 6/29/2017**
Lab#: AC98737-004 **Receipt Date: 6/29/2017**
Matrix: Soil/Encore

% Solids SM2540G

Analyte	DF	Units	RL	Result
% Solids	1	percent		88

PAH Compounds 8270

Analyte	DF	Units	RL	Result
2-Methylnaphthalene	1	mg/kg	0.038	ND
Acenaphthene	**1**	**mg/kg**	**0.038**	**0.053**
Acenaphthylene	1	mg/kg	0.038	ND
Anthracene	**1**	**mg/kg**	**0.038**	**0.11**
Benzo[a]anthracene	**1**	**mg/kg**	**0.038**	**0.51**
Benzo[a]pyrene	**1**	**mg/kg**	**0.038**	**0.48**
Benzo[b]fluoranthene	**1**	**mg/kg**	**0.038**	**0.69**
Benzo[g,h,i]perylene	**1**	**mg/kg**	**0.038**	**0.33**
Benzo[k]fluoranthene	**1**	**mg/kg**	**0.038**	**0.22**
Chrysene	**1**	**mg/kg**	**0.038**	**0.54**
Dibenzo[a,h]anthracene	**1**	**mg/kg**	**0.038**	**0.12**
Fluoranthene	**1**	**mg/kg**	**0.038**	**0.95**
Fluorene	**1**	**mg/kg**	**0.038**	**0.038**
Indeno[1,2,3-cd]pyrene	**1**	**mg/kg**	**0.038**	**0.31**
Naphthalene	**1**	**mg/kg**	**0.0095**	**0.014**
Phenanthrene	**1**	**mg/kg**	**0.038**	**0.58**
Pyrene	**1**	**mg/kg**	**0.038**	**0.98**

Volatile Organics (no search) 8260

Analyte	DF	Units	RL	Result
1,1,1-Trichloroethane	1.16	mg/kg	0.0026	ND
1,1,2,2-Tetrachloroethane	1.16	mg/kg	0.0026	ND
1,1,2-Trichloro-1,2,2-trifluoroethane	1.16	mg/kg	0.0026	ND
1,1,2-Trichloroethane	1.16	mg/kg	0.0026	ND
1,1-Dichloroethane	1.16	mg/kg	0.0026	ND
1,1-Dichloroethene	1.16	mg/kg	0.0026	ND
1,2,3-Trichlorobenzene	1.16	mg/kg	0.0026	ND
1,2,4-Trichlorobenzene	1.16	mg/kg	0.0026	ND
1,2,4-Trimethylbenzene	1.16	mg/kg	0.0013	ND
1,2-Dibromo-3-chloropropane	1.16	mg/kg	0.0026	ND
1,2-Dibromoethane	1.16	mg/kg	0.0013	ND
1,2-Dichlorobenzene	1.16	mg/kg	0.0026	ND
1,2-Dichloroethane	1.16	mg/kg	0.0026	ND
1,2-Dichloropropane	1.16	mg/kg	0.0026	ND
1,3,5-Trimethylbenzene	1.16	mg/kg	0.0013	ND
1,3-Dichlorobenzene	1.16	mg/kg	0.0026	ND
1,4-Dichlorobenzene	1.16	mg/kg	0.0026	ND
1,4-Dioxane	1.16	mg/kg	0.13	ND
2-Butanone	1.16	mg/kg	0.0026	ND
2-Hexanone	1.16	mg/kg	0.0026	ND
4-Isopropyltoluene	1.16	mg/kg	0.0013	ND
4-Methyl-2-pentanone	1.16	mg/kg	0.0026	ND
Acetone	1.16	mg/kg	0.013	ND
Benzene	1.16	mg/kg	0.0013	ND
Bromochloromethane	1.16	mg/kg	0.0026	ND
Bromodichloromethane	1.16	mg/kg	0.0026	ND
Bromoform	1.16	mg/kg	0.0026	ND
Bromomethane	1.16	mg/kg	0.0026	ND
Carbon disulfide	1.16	mg/kg	0.0026	ND
Carbon tetrachloride	1.16	mg/kg	0.0026	ND
Chlorobenzene	1.16	mg/kg	0.0026	ND

Sample ID: SB-14A
Lab#: AC98737-004
Matrix: Soil/Encore

Collection Date: 6/29/2017
Receipt Date: 6/29/2017

Chloroethane	1.16	mg/kg	0.0026	ND
Chloroform	1.16	mg/kg	0.0026	ND
Chloromethane	1.16	mg/kg	0.0026	ND
cis-1,2-Dichloroethene	1.16	mg/kg	0.0026	ND
cis-1,3-Dichloropropene	1.16	mg/kg	0.0026	ND
Cyclohexane	1.16	mg/kg	0.0026	ND
Dibromochloromethane	1.16	mg/kg	0.0026	ND
Dichlorodifluoromethane	1.16	mg/kg	0.0026	ND
Ethylbenzene	1.16	mg/kg	0.0013	ND
Isopropylbenzene	1.16	mg/kg	0.0013	ND
m&p-Xylenes	1.16	mg/kg	0.0013	ND
Methyl Acetate	1.16	mg/kg	0.0026	ND
Methylcyclohexane	1.16	mg/kg	0.0026	ND
Methylene chloride	1.16	mg/kg	0.0026	ND
Methyl-t-butyl ether	1.16	mg/kg	0.0013	ND
n-Butylbenzene	1.16	mg/kg	0.0013	ND
n-Propylbenzene	1.16	mg/kg	0.0013	ND
o-Xylene	1.16	mg/kg	0.0013	ND
sec-Butylbenzene	1.16	mg/kg	0.0013	ND
Styrene	1.16	mg/kg	0.0026	ND
t-Butylbenzene	1.16	mg/kg	0.0013	ND
Tetrachloroethene	1.16	mg/kg	0.0026	ND
Toluene	1.16	mg/kg	0.0013	ND
trans-1,2-Dichloroethene	1.16	mg/kg	0.0026	ND
trans-1,3-Dichloropropene	1.16	mg/kg	0.0026	ND
Trichloroethene	1.16	mg/kg	0.0026	ND
Trichlorofluoromethane	1.16	mg/kg	0.0026	ND
Vinyl chloride	1.16	mg/kg	0.0026	ND
Xylenes (Total)	1.16	mg/kg	0.0013	ND

Sample ID: SB-17
Lab#: AC98737-005
Matrix: Soil/Encore

Collection Date: 6/29/2017
Receipt Date: 6/29/2017

% Solids SM2540G

Analyte	DF	Units	RL	Result
% Solids	1	percent		81

PAH Compounds 8270

Analyte	DF	Units	RL	Result
2-Methylnaphthalene	1	mg/kg	0.041	ND
Acenaphthene	1	mg/kg	0.041	ND
Acenaphthylene	1	mg/kg	0.041	ND
Anthracene	1	mg/kg	0.041	ND
Benzo[a]anthracene	1	mg/kg	0.041	ND
Benzo[a]pyrene	1	mg/kg	0.041	ND
Benzo[b]fluoranthene	1	mg/kg	0.041	ND
Benzo[g,h,i]perylene	1	mg/kg	0.041	ND
Benzo[k]fluoranthene	1	mg/kg	0.041	ND
Chrysene	1	mg/kg	0.041	ND
Dibenzo[a,h]anthracene	1	mg/kg	0.041	ND
Fluoranthene	1	mg/kg	0.041	ND
Fluorene	1	mg/kg	0.041	ND
Indeno[1,2,3-cd]pyrene	1	mg/kg	0.041	ND
Naphthalene	1	mg/kg	0.010	ND
Phenanthrene	1	mg/kg	0.041	ND
Pyrene	1	mg/kg	0.041	ND

Volatile Organics (no search) 8260

Analyte	DF	Units	RL	Result
1,1,1-Trichloroethane	1.08	mg/kg	0.0027	ND
1,1,2,2-Tetrachloroethane	1.08	mg/kg	0.0027	ND
1,1,2-Trichloro-1,2,2-trifluoroethane	1.08	mg/kg	0.0027	ND
1,1,2-Trichloroethane	1.08	mg/kg	0.0027	ND
1,1-Dichloroethane	1.08	mg/kg	0.0027	ND
1,1-Dichloroethene	1.08	mg/kg	0.0027	ND
1,2,3-Trichlorobenzene	1.08	mg/kg	0.0027	ND
1,2,4-Trichlorobenzene	1.08	mg/kg	0.0027	ND
1,2,4-Trimethylbenzene	1.08	mg/kg	0.0013	ND
1,2-Dibromo-3-chloropropane	1.08	mg/kg	0.0027	ND
1,2-Dibromoethane	1.08	mg/kg	0.0013	ND
1,2-Dichlorobenzene	1.08	mg/kg	0.0027	ND
1,2-Dichloroethane	1.08	mg/kg	0.0027	ND
1,2-Dichloropropane	1.08	mg/kg	0.0027	ND
1,3,5-Trimethylbenzene	1.08	mg/kg	0.0013	ND
1,3-Dichlorobenzene	1.08	mg/kg	0.0027	ND
1,4-Dichlorobenzene	1.08	mg/kg	0.0027	ND
1,4-Dioxane	1.08	mg/kg	0.13	ND
2-Butanone	1.08	mg/kg	0.0027	ND
2-Hexanone	1.08	mg/kg	0.0027	ND
4-Isopropyltoluene	1.08	mg/kg	0.0013	ND
4-Methyl-2-pentanone	1.08	mg/kg	0.0027	ND
Acetone	1.08	mg/kg	0.013	ND
Benzene	1.08	mg/kg	0.0013	ND
Bromochloromethane	1.08	mg/kg	0.0027	ND
Bromodichloromethane	1.08	mg/kg	0.0027	ND
Bromoform	1.08	mg/kg	0.0027	ND
Bromomethane	1.08	mg/kg	0.0027	ND
Carbon disulfide	1.08	mg/kg	0.0027	ND
Carbon tetrachloride	1.08	mg/kg	0.0027	ND
Chlorobenzene	1.08	mg/kg	0.0027	ND

Sample ID: SB-17
Lab#: AC98737-005
Matrix: Soil/Encore

Collection Date: 6/29/2017
Receipt Date: 6/29/2017

Chloroethane	1.08	mg/kg	0.0027	ND
Chloroform	1.08	mg/kg	0.0027	ND
Chloromethane	1.08	mg/kg	0.0027	ND
cis-1,2-Dichloroethene	1.08	mg/kg	0.0027	ND
cis-1,3-Dichloropropene	1.08	mg/kg	0.0027	ND
Cyclohexane	1.08	mg/kg	0.0027	ND
Dibromochloromethane	1.08	mg/kg	0.0027	ND
Dichlorodifluoromethane	1.08	mg/kg	0.0027	ND
Ethylbenzene	1.08	mg/kg	0.0013	ND
Isopropylbenzene	1.08	mg/kg	0.0013	ND
m&p-Xylenes	1.08	mg/kg	0.0013	ND
Methyl Acetate	1.08	mg/kg	0.0027	ND
Methylcyclohexane	1.08	mg/kg	0.0027	ND
Methylene chloride	1.08	mg/kg	0.0027	ND
Methyl-t-butyl ether	1.08	mg/kg	0.0013	ND
n-Butylbenzene	1.08	mg/kg	0.0013	ND
n-Propylbenzene	1.08	mg/kg	0.0013	ND
o-Xylene	1.08	mg/kg	0.0013	ND
sec-Butylbenzene	1.08	mg/kg	0.0013	ND
Styrene	1.08	mg/kg	0.0027	ND
t-Butylbenzene	1.08	mg/kg	0.0013	ND
Tetrachloroethene	1.08	mg/kg	0.0027	ND
Toluene	1.08	mg/kg	0.0013	ND
trans-1,2-Dichloroethene	1.08	mg/kg	0.0027	ND
trans-1,3-Dichloropropene	1.08	mg/kg	0.0027	ND
Trichloroethene	1.08	mg/kg	0.0027	ND
Trichlorofluoromethane	1.08	mg/kg	0.0027	ND
Vinyl chloride	1.08	mg/kg	0.0027	ND
Xylenes (Total)	1.08	mg/kg	0.0013	ND

Sample ID: SB-14B **Collection Date: 6/29/2017**
Lab#: AC98737-006 **Receipt Date: 6/29/2017**
Matrix: Soil/Encore

% Solids SM2540G

Analyte	DF	Units	RL	Result
% Solids	1	percent		84

Mercury (Soil/Waste) 7471B

Analyte	DF	Units	RL	Result
Mercury	1	mg/kg	0.099	3.0

PCB 8082

Analyte	DF	Units	RL	Result
Aroclor (Total)	**1**	**mg/kg**	**0.030**	**0.16**
Aroclor-1016	1	mg/kg	0.030	ND
Aroclor-1221	1	mg/kg	0.030	ND
Aroclor-1232	1	mg/kg	0.030	ND
Aroclor-1242	1	mg/kg	0.030	ND
Aroclor-1248	1	mg/kg	0.030	ND
Aroclor-1254	1	mg/kg	0.030	ND
Aroclor-1260	**1**	**mg/kg**	**0.030**	**0.16**
Aroclor-1262	1	mg/kg	0.030	ND
Aroclor-1268	1	mg/kg	0.030	ND

Semivolatile Organics + 15 (8270)

Analyte	DF	Units	RL	Result
1,1'-Biphenyl	5	mg/kg	0.20	ND
1,2,4,5-Tetrachlorobenzene	5	mg/kg	0.20	ND
2,3,4,6-Tetrachlorophenol	5	mg/kg	0.20	ND
2,4,5-Trichlorophenol	5	mg/kg	0.20	ND
2,4,6-Trichlorophenol	5	mg/kg	0.20	ND
2,4-Dichlorophenol	5	mg/kg	0.050	ND
2,4-Dimethylphenol	5	mg/kg	0.050	ND
2,4-Dinitrophenol	5	mg/kg	0.99	ND
2,4-Dinitrotoluene	5	mg/kg	0.20	ND
2,6-Dinitrotoluene	5	mg/kg	0.20	ND
2-Chloronaphthalene	5	mg/kg	0.20	ND
2-Chlorophenol	5	mg/kg	0.20	ND
2-Methylnaphthalene	5	mg/kg	0.20	ND
2-Methylphenol	5	mg/kg	0.050	ND
2-Nitroaniline	5	mg/kg	0.20	ND
2-Nitrophenol	5	mg/kg	0.20	ND
3&4-Methylphenol	5	mg/kg	0.050	ND
3,3'-Dichlorobenzidine	5	mg/kg	0.20	ND
3-Nitroaniline	5	mg/kg	0.20	ND
4,6-Dinitro-2-methylphenol	5	mg/kg	0.99	ND
4-Bromophenyl-phenylether	5	mg/kg	0.20	ND
4-Chloro-3-methylphenol	5	mg/kg	0.20	ND
4-Chloroaniline	5	mg/kg	0.050	ND
4-Chlorophenyl-phenylether	5	mg/kg	0.20	ND
4-Nitroaniline	5	mg/kg	0.20	ND
4-Nitrophenol	5	mg/kg	0.20	ND
Acenaphthene	5	mg/kg	0.20	ND
Acenaphthylene	5	mg/kg	0.20	ND
Acetophenone	5	mg/kg	0.20	ND
Anthracene	5	mg/kg	0.20	ND
Atrazine	5	mg/kg	0.20	ND
Benzaldehyde	5	mg/kg	0.20	ND
Benzo[a]anthracene	**5**	**mg/kg**	**0.20**	**0.61**
Benzo[a]pyrene	**5**	**mg/kg**	**0.20**	**0.61**

Sample ID: SB-14B **Collection Date: 6/29/2017**
Lab#: AC98737-006 **Receipt Date: 6/29/2017**
Matrix: Soil/Encore

Benzo[b]fluoranthene	**5**	**mg/kg**	**0.20**	**0.86**
Benzo[g,h,i]perylene	**5**	**mg/kg**	**0.20**	**0.45**
Benzo[k]fluoranthene	**5**	**mg/kg**	**0.20**	**0.29**
bis(2-Chloroethoxy)methane	5	mg/kg	0.20	ND
bis(2-Chloroethyl)ether	5	mg/kg	0.050	ND
bis(2-Chloroisopropyl)ether	5	mg/kg	0.20	ND
bis(2-Ethylhexyl)phthalate	**5**	**mg/kg**	**0.20**	**0.51**
Butylbenzylphthalate	5	mg/kg	0.20	ND
Caprolactam	5	mg/kg	0.20	ND
Carbazole	5	mg/kg	0.20	ND
Chrysene	**5**	**mg/kg**	**0.20**	**0.71**
Dibenzo[a,h]anthracene	5	mg/kg	0.20	ND
Dibenzofuran	5	mg/kg	0.050	ND
Diethylphthalate	5	mg/kg	0.20	ND
Dimethylphthalate	5	mg/kg	0.20	ND
Di-n-butylphthalate	5	mg/kg	0.050	ND
Di-n-octylphthalate	5	mg/kg	0.20	ND
Fluoranthene	**5**	**mg/kg**	**0.20**	**1.2**
Fluorene	5	mg/kg	0.20	ND
Hexachlorobenzene	5	mg/kg	0.20	ND
Hexachlorobutadiene	5	mg/kg	0.20	ND
Hexachlorocyclopentadiene	5	mg/kg	0.47	ND
Hexachloroethane	5	mg/kg	0.20	ND
Indeno[1,2,3-cd]pyrene	**5**	**mg/kg**	**0.20**	**0.42**
Isophorone	5	mg/kg	0.20	ND
Naphthalene	5	mg/kg	0.050	ND
Nitrobenzene	5	mg/kg	0.20	ND
N-Nitroso-di-n-propylamine	5	mg/kg	0.050	ND
N-Nitrosodiphenylamine	5	mg/kg	0.20	ND
Pentachlorophenol	5	mg/kg	0.99	ND
Phenanthrene	**5**	**mg/kg**	**0.20**	**0.55**
Phenol	5	mg/kg	0.20	ND
Pyrene	**5**	**mg/kg**	**0.20**	**1.1**

Semivolatile Organics + 15 (8270) Library Searches

Analyte	DF	Units	RT	Result
unknown	**5**	**mg/kg**	**12.19**	**0.42J**
Benzo[e]pyrene	**5**	**mg/kg**	**14.22**	**0.57J**
.beta.-Maaliene	**5**	**mg/kg**	**15.94**	**0.40J**
unknown	**5**	**mg/kg**	**2.37**	**0.57J**
unknown	**5**	**mg/kg**	**3.97**	**0.68JB**
2-Pentanone, 4-hydroxy-4-methyl-	**5**	**mg/kg**	**4.24**	**21JAB**
TotalSemiVolatileTic	**5**	**mg/kg**	**NA**	**24J**

TAL Metals 6010

Analyte	DF	Units	RL	Result
Aluminum	**1**	**mg/kg**	**240**	**8900**
Barium	**1**	**mg/kg**	**12**	**320**
Calcium	**1**	**mg/kg**	**1200**	**21000**
Chromium	**1**	**mg/kg**	**6.0**	**36**
Cobalt	**1**	**mg/kg**	**3.0**	**7.6**
Copper	**1**	**mg/kg**	**6.0**	**4900**
Iron	**1**	**mg/kg**	**240**	**16000**
Lead	**1**	**mg/kg**	**6.0**	**720**
Magnesium	**1**	**mg/kg**	**600**	**4800**
Manganese	**1**	**mg/kg**	**12**	**300**
Nickel	**1**	**mg/kg**	**6.0**	**20**

Sample ID: SB-14B **Collection Date: 6/29/2017**
Lab#: AC98737-006 **Receipt Date: 6/29/2017**
Matrix: Soil/Encore

Potassium	**1**	**mg/kg**	**600**	**890**
Sodium	1	mg/kg	300	ND
Vanadium	**1**	**mg/kg**	**12**	**39**
Zinc	**1**	**mg/kg**	**12**	**580**

TAL Metals 6020

Analyte	DF	Units	RL	Result
Antimony	1	mg/kg	0.95	ND
Arsenic	**1**	**mg/kg**	**0.24**	**7.9**
Beryllium	**1**	**mg/kg**	**0.24**	**0.48**
Cadmium	**1**	**mg/kg**	**0.48**	**3.7**
Selenium	1	mg/kg	2.4	ND
Silver	**1**	**mg/kg**	**0.24**	**0.54**
Thallium	1	mg/kg	0.48	ND

Volatile Organics (no search) 8260

Analyte	DF	Units	RL	Result
1,1,1-Trichloroethane	1.14	mg/kg	0.0027	ND
1,1,2,2-Tetrachloroethane	1.14	mg/kg	0.0027	ND
1,1,2-Trichloro-1,2,2-trifluoroethane	1.14	mg/kg	0.0027	ND
1,1,2-Trichloroethane	1.14	mg/kg	0.0027	ND
1,1-Dichloroethane	1.14	mg/kg	0.0027	ND
1,1-Dichloroethene	1.14	mg/kg	0.0027	ND
1,2,3-Trichlorobenzene	1.14	mg/kg	0.0027	ND
1,2,4-Trichlorobenzene	1.14	mg/kg	0.0027	ND
1,2,4-Trimethylbenzene	1.14	mg/kg	0.0014	ND
1,2-Dibromo-3-chloropropane	1.14	mg/kg	0.0027	ND
1,2-Dibromoethane	1.14	mg/kg	0.0014	ND
1,2-Dichlorobenzene	1.14	mg/kg	0.0027	ND
1,2-Dichloroethane	1.14	mg/kg	0.0027	ND
1,2-Dichloropropane	1.14	mg/kg	0.0027	ND
1,3,5-Trimethylbenzene	1.14	mg/kg	0.0014	ND
1,3-Dichlorobenzene	1.14	mg/kg	0.0027	ND
1,4-Dichlorobenzene	1.14	mg/kg	0.0027	ND
1,4-Dioxane	1.14	mg/kg	0.14	ND
2-Butanone	1.14	mg/kg	0.0027	ND
2-Hexanone	1.14	mg/kg	0.0027	ND
4-Isopropyltoluene	1.14	mg/kg	0.0014	ND
4-Methyl-2-pentanone	1.14	mg/kg	0.0027	ND
Acetone	1.14	mg/kg	0.014	ND
Benzene	1.14	mg/kg	0.0014	ND
Bromochloromethane	1.14	mg/kg	0.0027	ND
Bromodichloromethane	1.14	mg/kg	0.0027	ND
Bromoform	1.14	mg/kg	0.0027	ND
Bromomethane	1.14	mg/kg	0.0027	ND
Carbon disulfide	1.14	mg/kg	0.0027	ND
Carbon tetrachloride	1.14	mg/kg	0.0027	ND
Chlorobenzene	1.14	mg/kg	0.0027	ND
Chloroethane	1.14	mg/kg	0.0027	ND
Chloroform	1.14	mg/kg	0.0027	ND
Chloromethane	1.14	mg/kg	0.0027	ND
cis-1,2-Dichloroethene	1.14	mg/kg	0.0027	ND
cis-1,3-Dichloropropene	1.14	mg/kg	0.0027	ND
Cyclohexane	1.14	mg/kg	0.0027	ND
Dibromochloromethane	1.14	mg/kg	0.0027	ND
Dichlorodifluoromethane	1.14	mg/kg	0.0027	ND
Ethylbenzene	1.14	mg/kg	0.0014	ND

Sample ID: SB-14B **Collection Date: 6/29/2017**
Lab#: AC98737-006 **Receipt Date: 6/29/2017**
Matrix: Soil/Encore

Isopropylbenzene	1.14	mg/kg	0.0014	ND
m&p-Xylenes	1.14	mg/kg	0.0014	ND
Methyl Acetate	1.14	mg/kg	0.0027	ND
Methylcyclohexane	1.14	mg/kg	0.0027	ND
Methylene chloride	1.14	mg/kg	0.0027	ND
Methyl-t-butyl ether	1.14	mg/kg	0.0014	ND
n-Butylbenzene	1.14	mg/kg	0.0014	ND
n-Propylbenzene	1.14	mg/kg	0.0014	ND
o-Xylene	1.14	mg/kg	0.0014	ND
sec-Butylbenzene	1.14	mg/kg	0.0014	ND
Styrene	1.14	mg/kg	0.0027	ND
t-Butylbenzene	1.14	mg/kg	0.0014	ND
Tetrachloroethene	**1.14**	**mg/kg**	**0.0027**	**0.0035**
Toluene	1.14	mg/kg	0.0014	ND
trans-1,2-Dichloroethene	1.14	mg/kg	0.0027	ND
trans-1,3-Dichloropropene	1.14	mg/kg	0.0027	ND
Trichloroethene	1.14	mg/kg	0.0027	ND
Trichlorofluoromethane	1.14	mg/kg	0.0027	ND
Vinyl chloride	1.14	mg/kg	0.0027	ND
Xylenes (Total)	1.14	mg/kg	0.0014	ND

Sample ID: SB-25 **Collection Date: 6/29/2017**
Lab#: AC98737-007 **Receipt Date: 6/29/2017**
Matrix: Soil/Encore

% Solids SM2540G

Analyte	DF	Units	RL	Result
% Solids	1	percent		87

Mercury (Soil/Waste) 7471B

Analyte	DF	Units	RL	Result
Mercury	1	mg/kg	0.096	0.25

PAH Compounds 8270

Analyte	DF	Units	RL	Result
2-Methylnaphthalene	1	mg/kg	0.038	ND
Acenaphthene	1	mg/kg	0.038	ND
Acenaphthylene	1	mg/kg	0.038	ND
Anthracene	1	mg/kg	0.038	ND
Benzo[a]anthracene	1	mg/kg	0.038	ND
Benzo[a]pyrene	1	mg/kg	0.038	ND
Benzo[b]fluoranthene	**1**	**mg/kg**	**0.038**	**0.040**
Benzo[g,h,i]perylene	1	mg/kg	0.038	ND
Benzo[k]fluoranthene	1	mg/kg	0.038	ND
Chrysene	1	mg/kg	0.038	ND
Dibenzo[a,h]anthracene	1	mg/kg	0.038	ND
Fluoranthene	**1**	**mg/kg**	**0.038**	**0.053**
Fluorene	1	mg/kg	0.038	ND
Indeno[1,2,3-cd]pyrene	1	mg/kg	0.038	ND
Naphthalene	1	mg/kg	0.0096	ND
Phenanthrene	1	mg/kg	0.038	ND
Pyrene	**1**	**mg/kg**	**0.038**	**0.053**

PCB 8082

Analyte	DF	Units	RL	Result
Aroclor (Total)	1	mg/kg	0.029	ND
Aroclor-1016	1	mg/kg	0.029	ND
Aroclor-1221	1	mg/kg	0.029	ND
Aroclor-1232	1	mg/kg	0.029	ND
Aroclor-1242	1	mg/kg	0.029	ND
Aroclor-1248	1	mg/kg	0.029	ND
Aroclor-1254	1	mg/kg	0.029	ND
Aroclor-1260	1	mg/kg	0.029	ND
Aroclor-1262	1	mg/kg	0.029	ND
Aroclor-1268	1	mg/kg	0.029	ND

TAL Metals 6010

Analyte	DF	Units	RL	Result
Aluminum	**1**	**mg/kg**	**230**	**26000**
Barium	**1**	**mg/kg**	**11**	**140**
Calcium	**1**	**mg/kg**	**1100**	**4100**
Chromium	**1**	**mg/kg**	**5.7**	**32**
Cobalt	**1**	**mg/kg**	**2.9**	**14**
Copper	**1**	**mg/kg**	**5.7**	**31**
Iron	**1**	**mg/kg**	**230**	**39000**
Lead	**1**	**mg/kg**	**5.7**	**260**
Magnesium	**1**	**mg/kg**	**570**	**6700**
Manganese	**1**	**mg/kg**	**11**	**930**
Nickel	**1**	**mg/kg**	**5.7**	**28**
Potassium	**1**	**mg/kg**	**570**	**1300**
Sodium	1	mg/kg	290	ND
Vanadium	**1**	**mg/kg**	**11**	**41**

Sample ID: SB-25 **Collection Date: 6/29/2017**
Lab#: AC98737-007 **Receipt Date: 6/29/2017**
Matrix: Soil/Encore

Zinc	**1**	**mg/kg**	**11**	**120**

TAL Metals 6020

Analyte	DF	Units	RL	Result
Antimony	1	mg/kg	0.92	ND
Arsenic	**1**	**mg/kg**	**0.23**	**6.2**
Beryllium	**1**	**mg/kg**	**0.23**	**0.50**
Cadmium	1	mg/kg	0.46	ND
Selenium	1	mg/kg	2.3	ND
Silver	1	mg/kg	0.23	ND
Thallium	1	mg/kg	0.46	ND

Volatile Organics (no search) 8260

Analyte	DF	Units	RL	Result
1,1,1-Trichloroethane	1	mg/kg	0.0023	ND
1,1,2,2-Tetrachloroethane	1	mg/kg	0.0023	ND
1,1,2-Trichloro-1,2,2-trifluoroethane	1	mg/kg	0.0023	ND
1,1,2-Trichloroethane	1	mg/kg	0.0023	ND
1,1-Dichloroethane	1	mg/kg	0.0023	ND
1,1-Dichloroethene	1	mg/kg	0.0023	ND
1,2,3-Trichlorobenzene	1	mg/kg	0.0023	ND
1,2,4-Trichlorobenzene	1	mg/kg	0.0023	ND
1,2,4-Trimethylbenzene	1	mg/kg	0.0012	ND
1,2-Dibromo-3-chloropropane	1	mg/kg	0.0023	ND
1,2-Dibromoethane	1	mg/kg	0.0012	ND
1,2-Dichlorobenzene	1	mg/kg	0.0023	ND
1,2-Dichloroethane	1	mg/kg	0.0023	ND
1,2-Dichloropropane	1	mg/kg	0.0023	ND
1,3,5-Trimethylbenzene	1	mg/kg	0.0012	ND
1,3-Dichlorobenzene	1	mg/kg	0.0023	ND
1,4-Dichlorobenzene	1	mg/kg	0.0023	ND
1,4-Dioxane	1	mg/kg	0.12	ND
2-Butanone	1	mg/kg	0.0023	ND
2-Hexanone	1	mg/kg	0.0023	ND
4-Isopropyltoluene	1	mg/kg	0.0012	ND
4-Methyl-2-pentanone	1	mg/kg	0.0023	ND
Acetone	1	mg/kg	0.012	ND
Benzene	1	mg/kg	0.0012	ND
Bromochloromethane	1	mg/kg	0.0023	ND
Bromodichloromethane	1	mg/kg	0.0023	ND
Bromoform	1	mg/kg	0.0023	ND
Bromomethane	1	mg/kg	0.0023	ND
Carbon disulfide	1	mg/kg	0.0023	ND
Carbon tetrachloride	1	mg/kg	0.0023	ND
Chlorobenzene	1	mg/kg	0.0023	ND
Chloroethane	1	mg/kg	0.0023	ND
Chloroform	1	mg/kg	0.0023	ND
Chloromethane	1	mg/kg	0.0023	ND
cis-1,2-Dichloroethene	1	mg/kg	0.0023	ND
cis-1,3-Dichloropropene	1	mg/kg	0.0023	ND
Cyclohexane	1	mg/kg	0.0023	ND
Dibromochloromethane	1	mg/kg	0.0023	ND
Dichlorodifluoromethane	1	mg/kg	0.0023	ND
Ethylbenzene	1	mg/kg	0.0012	ND
Isopropylbenzene	1	mg/kg	0.0012	ND
m&p-Xylenes	1	mg/kg	0.0012	ND
Methyl Acetate	1	mg/kg	0.0023	ND

Sample ID: SB-25 **Collection Date: 6/29/2017**
Lab#: AC98737-007 **Receipt Date: 6/29/2017**
Matrix: Soil/Encore

Methylcyclohexane	1	mg/kg	0.0023	ND
Methylene chloride	1	mg/kg	0.0023	ND
Methyl-t-butyl ether	1	mg/kg	0.0012	ND
n-Butylbenzene	1	mg/kg	0.0012	ND
n-Propylbenzene	1	mg/kg	0.0012	ND
o-Xylene	1	mg/kg	0.0012	ND
sec-Butylbenzene	1	mg/kg	0.0012	ND
Styrene	1	mg/kg	0.0023	ND
t-Butylbenzene	1	mg/kg	0.0012	ND
Tetrachloroethene	1	mg/kg	0.0023	ND
Toluene	1	mg/kg	0.0012	ND
trans-1,2-Dichloroethene	1	mg/kg	0.0023	ND
trans-1,3-Dichloropropene	1	mg/kg	0.0023	ND
Trichloroethene	1	mg/kg	0.0023	ND
Trichlorofluoromethane	1	mg/kg	0.0023	ND
Vinyl chloride	1	mg/kg	0.0023	ND
Xylenes (Total)	1	mg/kg	0.0012	ND

Sample ID: SB-24C **Collection Date: 6/29/2017**
Lab#: AC98737-008 **Receipt Date: 6/29/2017**
Matrix: Soil/Encore

% Solids SM2540G

Analyte	DF	Units	RL	Result
% Solids	1	percent		85

Cyanide (Soil/Waste) 9012B

Analyte	DF	Units	RL	Result
Cyanide	1	mg/kg	0.28	ND

Mercury (Soil/Waste) 7471B

Analyte	DF	Units	RL	Result
Mercury	1	mg/kg	0.098	1.4

Organochlorine Pesticides 8081

Analyte	DF	Units	RL	Result
a-Chlordane	1	mg/kg	0.0059	ND
Aldrin	1	mg/kg	0.0059	ND
Alpha-BHC	1	mg/kg	0.0012	ND
beta-BHC	1	mg/kg	0.0012	ND
Chlordane (Total)	1	mg/kg	0.0059	ND
delta-BHC	1	mg/kg	0.0059	ND
Dieldrin	1	mg/kg	0.0012	ND
Endosulfan I	1	mg/kg	0.0059	ND
Endosulfan II	1	mg/kg	0.0059	ND
Endosulfan Sulfate	1	mg/kg	0.0059	ND
Endrin	1	mg/kg	0.0059	ND
Endrin Aldehyde	1	mg/kg	0.0059	ND
Endrin Ketone	1	mg/kg	0.0059	ND
gamma-BHC	1	mg/kg	0.0012	ND
Heptachlor	1	mg/kg	0.0059	ND
Heptachlor Epoxide	1	mg/kg	0.0059	ND
Methoxychlor	1	mg/kg	0.0059	ND
p,p'-DDD	1	mg/kg	0.0029	ND
p,p'-DDE	1	mg/kg	0.0029	ND
p,p'-DDT	1	mg/kg	0.0029	ND
Toxaphene	1	mg/kg	0.029	ND
y-Chlordane	1	mg/kg	0.0059	ND

PCB 8082

Analyte	DF	Units	RL	Result
Aroclor (Total)	1	mg/kg	0.029	ND
Aroclor-1016	1	mg/kg	0.029	ND
Aroclor-1221	1	mg/kg	0.029	ND
Aroclor-1232	1	mg/kg	0.029	ND
Aroclor-1242	1	mg/kg	0.029	ND
Aroclor-1248	1	mg/kg	0.029	ND
Aroclor-1254	1	mg/kg	0.029	ND
Aroclor-1260	1	mg/kg	0.029	ND
Aroclor-1262	1	mg/kg	0.029	ND
Aroclor-1268	1	mg/kg	0.029	ND

Semivolatile Organics + 15 (8270)

Analyte	DF	Units	RL	Result
1,1'-Biphenyl	1	mg/kg	0.039	ND
1,2,4,5-Tetrachlorobenzene	1	mg/kg	0.039	ND
2,3,4,6-Tetrachlorophenol	1	mg/kg	0.039	ND
2,4,5-Trichlorophenol	1	mg/kg	0.039	ND
2,4,6-Trichlorophenol	1	mg/kg	0.039	ND

Sample ID: SB-24C **Collection Date: 6/29/2017**
Lab#: AC98737-008 **Receipt Date: 6/29/2017**
Matrix: Soil/Encore

2,4-Dichlorophenol	1	mg/kg	0.0098	ND
2,4-Dimethylphenol	1	mg/kg	0.0098	ND
2,4-Dinitrophenol	1	mg/kg	0.20	ND
2,4-Dinitrotoluene	1	mg/kg	0.039	ND
2,6-Dinitrotoluene	1	mg/kg	0.039	ND
2-Chloronaphthalene	1	mg/kg	0.039	ND
2-Chlorophenol	1	mg/kg	0.039	ND
2-Methylnaphthalene	1	mg/kg	0.039	ND
2-Methylphenol	1	mg/kg	0.0098	ND
2-Nitroaniline	1	mg/kg	0.039	ND
2-Nitrophenol	1	mg/kg	0.039	ND
3&4-Methylphenol	1	mg/kg	0.0098	ND
3,3'-Dichlorobenzidine	1	mg/kg	0.039	ND
3-Nitroaniline	1	mg/kg	0.039	ND
4,6-Dinitro-2-methylphenol	1	mg/kg	0.20	ND
4-Bromophenyl-phenylether	1	mg/kg	0.039	ND
4-Chloro-3-methylphenol	1	mg/kg	0.039	ND
4-Chloroaniline	1	mg/kg	0.0098	ND
4-Chlorophenyl-phenylether	1	mg/kg	0.039	ND
4-Nitroaniline	1	mg/kg	0.039	ND
4-Nitrophenol	1	mg/kg	0.039	ND
Acenaphthene	1	mg/kg	0.039	ND
Acenaphthylene	1	mg/kg	0.039	ND
Acetophenone	1	mg/kg	0.039	ND
Anthracene	**1**	**mg/kg**	**0.039**	**0.098**
Atrazine	1	mg/kg	0.039	ND
Benzaldehyde	1	mg/kg	0.039	ND
Benzo[a]anthracene	**1**	**mg/kg**	**0.039**	**0.30**
Benzo[a]pyrene	**1**	**mg/kg**	**0.039**	**0.28**
Benzo[b]fluoranthene	**1**	**mg/kg**	**0.039**	**0.37**
Benzo[g,h,i]perylene	**1**	**mg/kg**	**0.039**	**0.18**
Benzo[k]fluoranthene	**1**	**mg/kg**	**0.039**	**0.13**
bis(2-Chloroethoxy)methane	1	mg/kg	0.039	ND
bis(2-Chloroethyl)ether	1	mg/kg	0.0098	ND
bis(2-Chloroisopropyl)ether	1	mg/kg	0.039	ND
bis(2-Ethylhexyl)phthalate	1	mg/kg	0.039	ND
Butylbenzylphthalate	1	mg/kg	0.039	ND
Caprolactam	1	mg/kg	0.039	ND
Carbazole	**1**	**mg/kg**	**0.039**	**0.046**
Chrysene	**1**	**mg/kg**	**0.039**	**0.33**
Dibenzo[a,h]anthracene	**1**	**mg/kg**	**0.039**	**0.061**
Dibenzofuran	**1**	**mg/kg**	**0.0098**	**0.019**
Diethylphthalate	1	mg/kg	0.039	ND
Dimethylphthalate	1	mg/kg	0.039	ND
Di-n-butylphthalate	1	mg/kg	0.0098	ND
Di-n-octylphthalate	1	mg/kg	0.039	ND
Fluoranthene	**1**	**mg/kg**	**0.039**	**0.60**
Fluorene	1	mg/kg	0.039	ND
Hexachlorobenzene	1	mg/kg	0.039	ND
Hexachlorobutadiene	1	mg/kg	0.039	ND
Hexachlorocyclopentadiene	1	mg/kg	0.092	ND
Hexachloroethane	1	mg/kg	0.039	ND
Indeno[1,2,3-cd]pyrene	**1**	**mg/kg**	**0.039**	**0.17**
Isophorone	1	mg/kg	0.039	ND
Naphthalene	**1**	**mg/kg**	**0.0098**	**0.020**
Nitrobenzene	1	mg/kg	0.039	ND
N-Nitroso-di-n-propylamine	1	mg/kg	0.0098	ND

Sample ID: SB-24C **Collection Date: 6/29/2017**
Lab#: AC98737-008 **Receipt Date: 6/29/2017**
Matrix: Soil/Encore

N-Nitrosodiphenylamine	1	mg/kg	0.039	ND
Pentachlorophenol	1	mg/kg	0.20	ND
Phenanthrene	**1**	**mg/kg**	**0.039**	**0.41**
Phenol	1	mg/kg	0.039	ND
Pyrene	**1**	**mg/kg**	**0.039**	**0.60**

Semivolatile Organics + 15 (8270) Library Searches

Analyte	DF	Units	RT	Result
Benzaldehyde, 3,5-dichloro-2-hydroxy-	**1**	**mg/kg**	**10.33**	**0.14J**
Pyrene, 1-methyl-	**1**	**mg/kg**	**11.68**	**0.13J**
2-Butyl-3-methylquinoxaline-1,4-dioxide	**1**	**mg/kg**	**11.8**	**0.087J**
unknown	**1**	**mg/kg**	**13.68**	**0.21J**
Benzo[j]fluoranthene	**1**	**mg/kg**	**14.04**	**0.086J**
Benzo[e]pyrene	**1**	**mg/kg**	**14.22**	**0.18J**
unknown	**1**	**mg/kg**	**15.37**	**0.11J**
1,2-Propanediol	**1**	**mg/kg**	**2.92**	**0.14J**
unknown	**1**	**mg/kg**	**3.96**	**0.73JB**
2-Pentanone, 4-hydroxy-4-methyl-	**1**	**mg/kg**	**4.27**	**18JAB**
unknown	**1**	**mg/kg**	**4.98**	**0.17JB**
TotalSemiVolatileTic	**1**	**mg/kg**	**NA**	**20J**

TAL Metals 6010

Analyte	DF	Units	RL	Result
Aluminum	**1**	**mg/kg**	**240**	**15000**
Barium	**1**	**mg/kg**	**12**	**120**
Calcium	**1**	**mg/kg**	**1200**	**1800**
Chromium	**1**	**mg/kg**	**5.9**	**26**
Cobalt	**1**	**mg/kg**	**2.9**	**9.1**
Copper	**1**	**mg/kg**	**5.9**	**32**
Iron	**1**	**mg/kg**	**240**	**24000**
Lead	**1**	**mg/kg**	**5.9**	**290**
Magnesium	**1**	**mg/kg**	**590**	**4200**
Manganese	**1**	**mg/kg**	**12**	**300**
Nickel	**1**	**mg/kg**	**5.9**	**20**
Potassium	**1**	**mg/kg**	**590**	**1300**
Sodium	**1**	**mg/kg**	**290**	**490**
Vanadium	**1**	**mg/kg**	**12**	**29**
Zinc	**1**	**mg/kg**	**12**	**200**

TAL Metals 6020

Analyte	DF	Units	RL	Result
Antimony	1	mg/kg	0.94	ND
Arsenic	**1**	**mg/kg**	**0.24**	**3.2**
Beryllium	**1**	**mg/kg**	**0.24**	**0.43**
Cadmium	1	mg/kg	0.47	ND
Selenium	1	mg/kg	2.4	ND
Silver	1	mg/kg	0.24	ND
Thallium	1	mg/kg	0.47	ND

Volatile Organics + 15 (8260)

Analyte	DF	Units	RL	Result
1,1,1-Trichloroethane	1.01	mg/kg	0.0024	ND
1,1,2,2-Tetrachloroethane	1.01	mg/kg	0.0024	ND
1,1,2-Trichloro-1,2,2-trifluoroethane	1.01	mg/kg	0.0024	ND
1,1,2-Trichloroethane	1.01	mg/kg	0.0024	ND
1,1-Dichloroethane	1.01	mg/kg	0.0024	ND
1,1-Dichloroethene	1.01	mg/kg	0.0024	ND
1,2,3-Trichlorobenzene	1.01	mg/kg	0.0024	ND

Sample ID: SB-24C **Collection Date: 6/29/2017**
Lab#: AC98737-008 **Receipt Date: 6/29/2017**
Matrix: Soil/Encore

1,2,4-Trichlorobenzene	1.01	mg/kg	0.0024	ND
1,2,4-Trimethylbenzene	1.01	mg/kg	0.0012	ND
1,2-Dibromo-3-chloropropane	1.01	mg/kg	0.0024	ND
1,2-Dibromoethane	1.01	mg/kg	0.0012	ND
1,2-Dichlorobenzene	1.01	mg/kg	0.0024	ND
1,2-Dichloroethane	1.01	mg/kg	0.0024	ND
1,2-Dichloropropane	1.01	mg/kg	0.0024	ND
1,3,5-Trimethylbenzene	1.01	mg/kg	0.0012	ND
1,3-Dichlorobenzene	1.01	mg/kg	0.0024	ND
1,4-Dichlorobenzene	1.01	mg/kg	0.0024	ND
1,4-Dioxane	1.01	mg/kg	0.12	ND
2-Butanone	1.01	mg/kg	0.0024	ND
2-Hexanone	1.01	mg/kg	0.0024	ND
4-Isopropyltoluene	1.01	mg/kg	0.0012	ND
4-Methyl-2-pentanone	1.01	mg/kg	0.0024	ND
Acetone	1.01	mg/kg	0.012	ND
Benzene	1.01	mg/kg	0.0012	ND
Bromochloromethane	1.01	mg/kg	0.0024	ND
Bromodichloromethane	1.01	mg/kg	0.0024	ND
Bromoform	1.01	mg/kg	0.0024	ND
Bromomethane	1.01	mg/kg	0.0024	ND
Carbon disulfide	1.01	mg/kg	0.0024	ND
Carbon tetrachloride	1.01	mg/kg	0.0024	ND
Chlorobenzene	1.01	mg/kg	0.0024	ND
Chloroethane	1.01	mg/kg	0.0024	ND
Chloroform	1.01	mg/kg	0.0024	ND
Chloromethane	1.01	mg/kg	0.0024	ND
cis-1,2-Dichloroethene	1.01	mg/kg	0.0024	ND
cis-1,3-Dichloropropene	1.01	mg/kg	0.0024	ND
Cyclohexane	1.01	mg/kg	0.0024	ND
Dibromochloromethane	1.01	mg/kg	0.0024	ND
Dichlorodifluoromethane	1.01	mg/kg	0.0024	ND
Ethylbenzene	1.01	mg/kg	0.0012	ND
Isopropylbenzene	1.01	mg/kg	0.0012	ND
m&p-Xylenes	1.01	mg/kg	0.0012	ND
Methyl Acetate	1.01	mg/kg	0.0024	ND
Methylcyclohexane	1.01	mg/kg	0.0024	ND
Methylene chloride	**1.01**	**mg/kg**	**0.0024**	**0.0096**
Methyl-t-butyl ether	1.01	mg/kg	0.0012	ND
Naphthalene	1.01	mg/kg	0.0012	ND
n-Butylbenzene	1.01	mg/kg	0.0012	ND
n-Propylbenzene	1.01	mg/kg	0.0012	ND
o-Xylene	1.01	mg/kg	0.0012	ND
sec-Butylbenzene	1.01	mg/kg	0.0012	ND
Styrene	1.01	mg/kg	0.0024	ND
t-Butylbenzene	1.01	mg/kg	0.0012	ND
Tetrachloroethene	1.01	mg/kg	0.0024	ND
Toluene	1.01	mg/kg	0.0012	ND
trans-1,2-Dichloroethene	1.01	mg/kg	0.0024	ND
trans-1,3-Dichloropropene	1.01	mg/kg	0.0024	ND
Trichloroethene	1.01	mg/kg	0.0024	ND
Trichlorofluoromethane	1.01	mg/kg	0.0024	ND
Vinyl chloride	1.01	mg/kg	0.0024	ND
Xylenes (Total)	1.01	mg/kg	0.0012	ND

Volatile Organics + 15 (8260) Library Searches

Analyte	DF	Units	RT	Result

Sample ID: SB-24C
Lab#: AC98737-008
Matrix: Soil/Encore

Collection Date: 6/29/2017
Receipt Date: 6/29/2017

unknown	1.01	mg/kg	7.11	0.0050J
TotalVolatileTic	1.01	mg/kg	NA	0.005J

Sample ID: SB-24 | **Collection Date: 6/29/2017**
Lab#: AC98737-009 | **Receipt Date: 6/29/2017**
Matrix: Soil/Encore

% Solids SM2540G

Analyte	DF	Units	RL	Result
% Solids	1	percent		86

Mercury (Soil/Waste) 7471B

Analyte	DF	Units	RL	Result
Mercury	1	mg/kg	0.097	0.89

Organochlorine Pesticides 8081

Analyte	DF	Units	RL	Result
a-Chlordane	**1**	**mg/kg**	**0.0058**	**0.0076**
Aldrin	1	mg/kg	0.0058	ND
Alpha-BHC	1	mg/kg	0.0012	ND
beta-BHC	1	mg/kg	0.0012	ND
Chlordane (Total)	**1**	**mg/kg**	**0.0058**	**0.0076**
delta-BHC	1	mg/kg	0.0058	ND
Dieldrin	**1**	**mg/kg**	**0.0012**	**0.0043d**
Endosulfan I	1	mg/kg	0.0058	ND
Endosulfan II	1	mg/kg	0.0058	ND
Endosulfan Sulfate	1	mg/kg	0.0058	ND
Endrin	1	mg/kg	0.0058	ND
Endrin Aldehyde	1	mg/kg	0.0058	ND
Endrin Ketone	1	mg/kg	0.0058	ND
gamma-BHC	1	mg/kg	0.0012	ND
Heptachlor	1	mg/kg	0.0058	ND
Heptachlor Epoxide	1	mg/kg	0.0058	ND
Methoxychlor	1	mg/kg	0.0058	ND
p,p'-DDD	**1**	**mg/kg**	**0.0029**	**0.028**
p,p'-DDE	**1**	**mg/kg**	**0.0029**	**0.011**
p,p'-DDT	1	mg/kg	0.0029	ND
Toxaphene	1	mg/kg	0.029	ND
y-Chlordane	1	mg/kg	0.0058	ND

PCB 8082

Analyte	DF	Units	RL	Result
Aroclor (Total)	**1**	**mg/kg**	**0.029**	**0.064**
Aroclor-1016	1	mg/kg	0.029	ND
Aroclor-1221	1	mg/kg	0.029	ND
Aroclor-1232	1	mg/kg	0.029	ND
Aroclor-1242	1	mg/kg	0.029	ND
Aroclor-1248	1	mg/kg	0.029	ND
Aroclor-1254	**1**	**mg/kg**	**0.029**	**0.064**
Aroclor-1260	1	mg/kg	0.029	ND
Aroclor-1262	1	mg/kg	0.029	ND
Aroclor-1268	1	mg/kg	0.029	ND

Semivolatile Organics (no search) 8270

Analyte	DF	Units	RL	Result
1,1'-Biphenyl	3	mg/kg	0.12	ND
1,2,4,5-Tetrachlorobenzene	3	mg/kg	0.12	ND
2,3,4,6-Tetrachlorophenol	3	mg/kg	0.12	ND
2,4,5-Trichlorophenol	3	mg/kg	0.12	ND
2,4,6-Trichlorophenol	3	mg/kg	0.12	ND
2,4-Dichlorophenol	3	mg/kg	0.029	ND
2,4-Dimethylphenol	3	mg/kg	0.029	ND
2,4-Dinitrophenol	3	mg/kg	0.58	ND
2,4-Dinitrotoluene	3	mg/kg	0.12	ND

Sample ID: SB-24 **Collection Date: 6/29/2017**
Lab#: AC98737-009 **Receipt Date: 6/29/2017**
Matrix: Soil/Encore

2,6-Dinitrotoluene	3	mg/kg	0.12	ND
2-Chloronaphthalene	3	mg/kg	0.12	ND
2-Chlorophenol	3	mg/kg	0.12	ND
2-Methylnaphthalene	3	mg/kg	0.12	ND
2-Methylphenol	3	mg/kg	0.029	ND
2-Nitroaniline	3	mg/kg	0.12	ND
2-Nitrophenol	3	mg/kg	0.12	ND
3&4-Methylphenol	3	mg/kg	0.029	ND
3,3'-Dichlorobenzidine	3	mg/kg	0.12	ND
3-Nitroaniline	3	mg/kg	0.12	ND
4,6-Dinitro-2-methylphenol	3	mg/kg	0.58	ND
4-Bromophenyl-phenylether	3	mg/kg	0.12	ND
4-Chloro-3-methylphenol	3	mg/kg	0.12	ND
4-Chloroaniline	3	mg/kg	0.029	ND
4-Chlorophenyl-phenylether	3	mg/kg	0.12	ND
4-Nitroaniline	3	mg/kg	0.12	ND
4-Nitrophenol	3	mg/kg	0.12	ND
Acenaphthene	3	mg/kg	0.12	ND
Acenaphthylene	3	mg/kg	0.12	ND
Acetophenone	3	mg/kg	0.12	ND
Anthracene	3	mg/kg	0.12	ND
Atrazine	3	mg/kg	0.12	ND
Benzaldehyde	3	mg/kg	0.12	ND
Benzo[a]anthracene	**3**	**mg/kg**	**0.12**	**0.55**
Benzo[a]pyrene	**3**	**mg/kg**	**0.12**	**0.78**
Benzo[b]fluoranthene	**3**	**mg/kg**	**0.12**	**0.64**
Benzo[g,h,i]perylene	**3**	**mg/kg**	**0.12**	**0.98**
Benzo[k]fluoranthene	**3**	**mg/kg**	**0.12**	**0.21**
bis(2-Chloroethoxy)methane	3	mg/kg	0.12	ND
bis(2-Chloroethyl)ether	3	mg/kg	0.029	ND
bis(2-Chloroisopropyl)ether	3	mg/kg	0.12	ND
bis(2-Ethylhexyl)phthalate	**3**	**mg/kg**	**0.12**	**0.33**
Butylbenzylphthalate	3	mg/kg	0.12	ND
Caprolactam	3	mg/kg	0.12	ND
Carbazole	3	mg/kg	0.12	ND
Chrysene	**3**	**mg/kg**	**0.12**	**0.82**
Dibenzo[a,h]anthracene	**3**	**mg/kg**	**0.12**	**0.23**
Dibenzofuran	3	mg/kg	0.029	ND
Diethylphthalate	3	mg/kg	0.12	ND
Dimethylphthalate	3	mg/kg	0.12	ND
Di-n-butylphthalate	3	mg/kg	0.029	ND
Di-n-octylphthalate	3	mg/kg	0.12	ND
Fluoranthene	**3**	**mg/kg**	**0.12**	**0.69**
Fluorene	3	mg/kg	0.12	ND
Hexachlorobenzene	3	mg/kg	0.12	ND
Hexachlorobutadiene	3	mg/kg	0.12	ND
Hexachlorocyclopentadiene	3	mg/kg	0.27	ND
Hexachloroethane	3	mg/kg	0.12	ND
Indeno[1,2,3-cd]pyrene	**3**	**mg/kg**	**0.12**	**0.39**
Isophorone	3	mg/kg	0.12	ND
Naphthalene	3	mg/kg	0.029	ND
Nitrobenzene	3	mg/kg	0.12	ND
N-Nitroso-di-n-propylamine	3	mg/kg	0.029	ND
N-Nitrosodiphenylamine	3	mg/kg	0.12	ND
Pentachlorophenol	3	mg/kg	0.58	ND
Phenanthrene	**3**	**mg/kg**	**0.12**	**0.32**
Phenol	3	mg/kg	0.12	ND

Sample ID: SB-24
Lab#: AC98737-009
Matrix: Soil/Encore

Collection Date: 6/29/2017
Receipt Date: 6/29/2017

Pyrene	3	mg/kg	0.12	0.76

TAL Metals 6010

Analyte	DF	Units	RL	Result
Aluminum	1	mg/kg	230	16000
Barium	1	mg/kg	12	750
Calcium	1	mg/kg	1200	36000
Chromium	1	mg/kg	5.8	45
Cobalt	1	mg/kg	2.9	12
Copper	1	mg/kg	5.8	140
Iron	1	mg/kg	230	43000
Lead	1	mg/kg	5.8	4300
Magnesium	1	mg/kg	580	12000
Manganese	1	mg/kg	12	670
Nickel	1	mg/kg	5.8	36
Potassium	1	mg/kg	580	1700
Sodium	1	mg/kg	290	710
Vanadium	1	mg/kg	12	49
Zinc	1	mg/kg	12	1500

TAL Metals 6020

Analyte	DF	Units	RL	Result
Antimony	1	mg/kg	0.93	ND
Arsenic	1	mg/kg	0.23	13
Beryllium	1	mg/kg	0.23	0.52
Cadmium	1	mg/kg	0.47	4.2
Selenium	1	mg/kg	2.3	2.4
Silver	1	mg/kg	0.23	0.39
Thallium	1	mg/kg	0.47	ND

Volatile Organics (no search) 8260

Analyte	DF	Units	RL	Result
1,1,1-Trichloroethane	1.11	mg/kg	0.0026	ND
1,1,2,2-Tetrachloroethane	1.11	mg/kg	0.0026	ND
1,1,2-Trichloro-1,2,2-trifluoroethane	1.11	mg/kg	0.0026	ND
1,1,2-Trichloroethane	1.11	mg/kg	0.0026	ND
1,1-Dichloroethane	1.11	mg/kg	0.0026	ND
1,1-Dichloroethene	1.11	mg/kg	0.0026	ND
1,2,3-Trichlorobenzene	1.11	mg/kg	0.0026	ND
1,2,4-Trichlorobenzene	1.11	mg/kg	0.0026	ND
1,2,4-Trimethylbenzene	1.11	mg/kg	0.0013	ND
1,2-Dibromo-3-chloropropane	1.11	mg/kg	0.0026	ND
1,2-Dibromoethane	1.11	mg/kg	0.0013	ND
1,2-Dichlorobenzene	1.11	mg/kg	0.0026	ND
1,2-Dichloroethane	1.11	mg/kg	0.0026	ND
1,2-Dichloropropane	1.11	mg/kg	0.0026	ND
1,3,5-Trimethylbenzene	1.11	mg/kg	0.0013	ND
1,3-Dichlorobenzene	1.11	mg/kg	0.0026	ND
1,4-Dichlorobenzene	1.11	mg/kg	0.0026	ND
1,4-Dioxane	1.11	mg/kg	0.13	ND
2-Butanone	1.11	mg/kg	0.0026	0.038
2-Hexanone	1.11	mg/kg	0.0026	ND
4-Isopropyltoluene	1.11	mg/kg	0.0013	ND
4-Methyl-2-pentanone	1.11	mg/kg	0.0026	ND
Acetone	1.11	mg/kg	0.013	0.25
Benzene	1.11	mg/kg	0.0013	ND
Bromochloromethane	1.11	mg/kg	0.0026	ND
Bromodichloromethane	1.11	mg/kg	0.0026	ND

Sample ID: SB-24
Lab#: AC98737-009
Matrix: Soil/Encore

Collection Date: 6/29/2017
Receipt Date: 6/29/2017

Bromoform	1.11	mg/kg	0.0026	ND
Bromomethane	1.11	mg/kg	0.0026	ND
Carbon disulfide	**1.11**	**mg/kg**	**0.0026**	**0.0060**
Carbon tetrachloride	1.11	mg/kg	0.0026	ND
Chlorobenzene	1.11	mg/kg	0.0026	ND
Chloroethane	1.11	mg/kg	0.0026	ND
Chloroform	1.11	mg/kg	0.0026	ND
Chloromethane	1.11	mg/kg	0.0026	ND
cis-1,2-Dichloroethene	1.11	mg/kg	0.0026	ND
cis-1,3-Dichloropropene	1.11	mg/kg	0.0026	ND
Cyclohexane	1.11	mg/kg	0.0026	ND
Dibromochloromethane	1.11	mg/kg	0.0026	ND
Dichlorodifluoromethane	1.11	mg/kg	0.0026	ND
Ethylbenzene	1.11	mg/kg	0.0013	ND
Isopropylbenzene	1.11	mg/kg	0.0013	ND
m&p-Xylenes	1.11	mg/kg	0.0013	ND
Methyl Acetate	1.11	mg/kg	0.0026	ND
Methylcyclohexane	1.11	mg/kg	0.0026	ND
Methylene chloride	1.11	mg/kg	0.0026	ND
Methyl-t-butyl ether	1.11	mg/kg	0.0013	ND
n-Butylbenzene	1.11	mg/kg	0.0013	ND
n-Propylbenzene	1.11	mg/kg	0.0013	ND
o-Xylene	1.11	mg/kg	0.0013	ND
sec-Butylbenzene	1.11	mg/kg	0.0013	ND
Styrene	1.11	mg/kg	0.0026	ND
t-Butylbenzene	1.11	mg/kg	0.0013	ND
Tetrachloroethene	1.11	mg/kg	0.0026	ND
Toluene	1.11	mg/kg	0.0013	ND
trans-1,2-Dichloroethene	1.11	mg/kg	0.0026	ND
trans-1,3-Dichloropropene	1.11	mg/kg	0.0026	ND
Trichloroethene	1.11	mg/kg	0.0026	ND
Trichlorofluoromethane	1.11	mg/kg	0.0026	ND
Vinyl chloride	1.11	mg/kg	0.0026	ND
Xylenes (Total)	1.11	mg/kg	0.0013	ND

HC Reporting Limit Definitions/Data Qualifiers

REPORTING DEFINITIONS

DF = Dilution Factor

MDL = Method Detection Limit

RL* = Reporting Limit

ND = Not Detected

RT = Retention Time

NA = Not Applicable

**Samples with elevated Reporting Limits (RLs) as a result of a dilution may not achieve client reporting limits in some cases. The elevated RLs are unavoidable consequences of sample dilution required to quantitate target analytes that exceed the calibration range of the instrument.*

DATA QUALIFIERS

A- Indicates that the Tentatively Identified Compound (TIC) is suspected to be an aldol-condensation product. These compounds are by-products of acetone and methylene chloride used in the extraction process.

B- Indicates analyte was present in the Method Blank and sample.

d- For Pesticide and PCB analysis, the concentration between primary and secondary columns is greater than 40%. The lower concentration is generally reported.

E- Indicates the concentration exceeded the upper calibration range of the instrument.

J- Indicates the value is estimated because it is either a Tentatively Identified Compound (TIC) or the reported concentration is greater than the MDL but less than the RL. For samples results between the MDL and RL there is a possibility of false positives or misidentification at the quantitation levels. Additionally, the acceptance criteria for QC samples may not be met.

R- Retention Time is out.

Y- Indicates a contaminant found in the blank at less than 10% of the concentration of a contaminant found in the sample.

Laboratory Chronicle

Client: Ransom Environmental Consultants, Inc. **HC Project #:** 7062915

Project: CVS-Yonkers (Riverdale)

Lab#: AC98737-001 **Sample ID: SB-2**

Test Code	Prep Method	Prep Date	By	Analytical Method	Analysis Date	By
% Solids SM2540G				SM 2540G	7/3/17 00:00	BEENA
Mercury (Soil/Waste) 7471B	EPA 7471B	07/03/17 07:15	aadewusi	EPA 7471B	7/6/17 13:32	CJA
PCB 8082	3510C/3550C	07/03/17 08:30	marie	EPA 8082A	7/3/17 16:46	MS/ZM/MLC
Semivolatile Organics (no search) 8270	3510C/3550C	07/02/17 10:15	lynda	EPA 8270D	7/3/17 20:56	AH/JB
TAL Metals 6010	3005&10/3050	07/03/17 07:15	aadewusi	EPA 6010C	7/3/17 16:45	SRB
TAL Metals 6010	3005&10/3050	07/03/17 07:15	aadewusi	EPA 6010C	7/3/17 20:03	SRB
TAL Metals 6020	3005&10/3050	07/03/17 07:15	aadewusi	EPA 6020A	7/3/17 17:34	PC
Volatile Organics (no search) 8260	EPA5030/5035			EPA 8260C	7/3/17 22:25	WP

Lab#: AC98737-002 **Sample ID: SB-6A**

Test Code	Prep Method	Prep Date	By	Analytical Method	Analysis Date	By
% Solids SM2540G				SM 2540G	7/3/17 00:00	BEENA
PAH Compounds 8270	3510C/3550C	07/02/17 10:15	lynda	EPA 8270D	7/3/17 21:19	AH/JB
PCB 8082	3510C/3550C	07/03/17 08:30	marie	EPA 8082A	7/3/17 20:18	MS/MLC/ZM
Volatile Organics (no search) 8260	EPA5030/5035			EPA 8260C	7/3/17 22:44	WP

Lab#: AC98737-003 **Sample ID: SB-6B**

Test Code	Prep Method	Prep Date	By	Analytical Method	Analysis Date	By
% Solids SM2540G				SM 2540G	7/3/17 00:00	BEENA
PAH Compounds 8270	3510C/3550C	07/02/17 10:15	lynda	EPA 8270D	7/3/17 10:35	AH/JB
PCB 8082	3510C/3550C	07/03/17 08:30	marie	EPA 8082A	7/7/17 11:46	MS/MLC/ZM
Volatile Organics (no search) 8260	EPA5030/5035			EPA 8260C	7/3/17 23:00	WP

Lab#: AC98737-004 **Sample ID: SB-14A**

Test Code	Prep Method	Prep Date	By	Analytical Method	Analysis Date	By
% Solids SM2540G				SM 2540G	7/3/17 00:00	BEENA
PAH Compounds 8270	3510C/3550C	07/17/17 10:20	jip	EPA 8270D	7/18/17 10:23	AH/JB
Volatile Organics (no search) 8260	EPA5030/5035			EPA 8260C	7/5/17 23:23	SG

Laboratory Chronicle

Client: Ransom Environmental Consultants, Inc. **HC Project #:** 7062915

Project: CVS-Yonkers (Riverdale)

Lab#: AC98737-005 **Sample ID: SB-17**

Test Code	Prep Method	Prep Date	By	Analytical Method	Analysis Date	By
% Solids SM2540G				SM 2540G	7/3/17 00:00	BEENA
PAH Compounds 8270	3510C/3550C	07/02/17 10:15	lynda	EPA 8270D	7/3/17 10:58	AH/JB
Volatile Organics (no search) 8260	EPA5030/5035			EPA 8260C	7/3/17 21:04	WP

Lab#: AC98737-006 **Sample ID: SB-14B**

Test Code	Prep Method	Prep Date	By	Analytical Method	Analysis Date	By
% Solids SM2540G				SM 2540G	7/3/17 00:00	BEENA
Mercury (Soil/Waste) 7471B	EPA 7471B	07/17/17 10:30	carmela	EPA 7471B	7/18/17 15:47	CJA
PCB 8082	3510C/3550C	07/03/17 08:30	marie	EPA 8082A	7/3/17 19:47	MS/MLC/ZM
Semivolatile Organics + 15 (8270)	3510C/3550C	07/02/17	lynda	EPA 8270D	7/4/17 01:54	AH/JB
TAL Metals 6010	3005&10/3050	07/17/17 10:30	carmela	EPA 6010C	7/17/17 18:10	SRB
TAL Metals 6010	3005&10/3050	07/17/17 10:30	carmela	EPA 6010C	7/17/17 20:50	SRB
TAL Metals 6020	3005&10/3050	07/17/17 10:30	carmela	EPA 6020A	7/17/17 18:24	PC
Volatile Organics (no search) 8260	EPA5030/5035			EPA 8260C	7/5/17 23:40	SG

Lab#: AC98737-007 **Sample ID: SB-25**

Test Code	Prep Method	Prep Date	By	Analytical Method	Analysis Date	By
% Solids SM2540G				SM 2540G	7/3/17 00:00	BEENA
Mercury (Soil/Waste) 7471B	EPA 7471B	07/03/17 07:15	aadewusi	EPA 7471B	7/6/17 13:34	CJA
PAH Compounds 8270	3510C/3550C	07/02/17 10:15	lynda	EPA 8270D	7/3/17 11:21	AH/JB
PCB 8082	3510C/3550C	07/03/17 08:30	marie	EPA 8082A	7/3/17 19:32	MS/MLC/ZM
TAL Metals 6010	3005&10/3050	07/03/17 07:15	aadewusi	EPA 6010C	7/3/17 16:49	SRB
TAL Metals 6010	3005&10/3050	07/03/17 07:15	aadewusi	EPA 6010C	7/3/17 20:07	SRB
TAL Metals 6020	3005&10/3050	07/03/17 07:15	aadewusi	EPA 6020A	7/6/17 20:19	PC
Volatile Organics (no search) 8260	EPA5030/5035			EPA 8260C	7/5/17 23:57	SG

Laboratory Chronicle

Client: Ransom Environmental Consultants, Inc.
Project: CVS-Yonkers (Riverdale)

HC Project #: 7062915

Lab#: AC98737-008 **Sample ID: SB-24C**

Test Code	Prep Method	Prep Date	By	Analytical Method	Analysis Date	By
% Solids SM2540G				SM 2540G	7/3/17 00:00	BEENA
Cyanide (Soil/Waste) 9012B		07/03/17	ndoshi	EPA 9012B	7/3/17 12:46	ND
Mercury (Soil/Waste) 7471B	EPA 7471B	07/03/17 07:15	aadewusi	EPA 7471B	7/6/17 13:35	CJA
Organochlorine Pesticides 8081	3510C/3550C	07/03/17 08:30	marie	EPA 8081B	7/6/17 03:22	MS/MLC/ZM
PCB 8082	3510C/3550C	07/03/17 08:30	marie	EPA 8082A	7/3/17 20:33	MS/MLC/ZM
Semivolatile Organics + 15 (8270)	3510C/3550C	07/02/17 10:15	lynda	EPA 8270D	7/3/17 17:26	AH/JB
TAL Metals 6010	3005&10/3050	07/03/17 07:15	aadewusi	EPA 6010C	7/3/17 17:04	SRB
TAL Metals 6010	3005&10/3050	07/03/17 07:15	aadewusi	EPA 6010C	7/3/17 20:24	SRB
TAL Metals 6020	3005&10/3050	07/03/17 07:15	aadewusi	EPA 6020A	7/6/17 20:24	PC
Volatile Organics + 15 (8260)	EPA5030/5035			EPA 8260C	7/6/17 00:14	SG

Lab#: AC98737-009 **Sample ID: SB-24**

Test Code	Prep Method	Prep Date	By	Analytical Method	Analysis Date	By
% Solids SM2540G				SM 2540G	7/3/17 00:00	BEENA
Mercury (Soil/Waste) 7471B	EPA 7471B	07/03/17 07:15	aadewusi	EPA 7471B	7/6/17 13:37	CJA
Organochlorine Pesticides 8081	3510C/3550C	07/03/17 08:30	marie	EPA 8081B	7/6/17 05:42	MS/MLC/ZM
PCB 8082	3510C/3550C	07/03/17 08:30	marie	EPA 8082A	7/3/17 19:06	MS/ZM/MLC
Semivolatile Organics (no search) 8270	3510C/3550C	07/02/17 10:15	lynda	EPA 8270D	7/5/17 13:56	AH/JB
TAL Metals 6010	3005&10/3050	07/03/17 07:15	aadewusi	EPA 6010C	7/3/17 17:07	SRB
TAL Metals 6010	3005&10/3050	07/03/17 07:15	aadewusi	EPA 6010C	7/3/17 20:28	SRB
TAL Metals 6020	3005&10/3050	07/03/17 07:15	aadewusi	EPA 6020A	7/6/17 20:53	PC
Volatile Organics (no search) 8260	EPA5030/5035			EPA 8260C	7/3/17 20:47	WP

Chain of Custody

7062915 0039

Hampton-Clarke, Inc. (WBE/DBE/SBE)

175 Route 46 West and 2 Madison Road, Fairfield, New Jersey 07004
Ph: 800-426-9992 | 973-244-9770 Fax: 973-244-9787 | 973-439-1458
Service Center: 137-D Gaither Drive, Mount Laurel, New Jersey 08054
Ph (Service Center): 856-780-6057 Fax: 856-780-6056

Hampton-Clarke WBE/DBE/SBE 800-426-9992

A Women-Owned, Disadvantaged, Small Business Enterprise

NELAC/NJ #07071 | PA #68-00463 | NY #11408 | CT #PH-0671 | KY #90124 | DE HSCA Approved

CHAIN OF CUSTODY RECORD

Project # (Lab Use Only): 7062915

Page 1 of ____

Customer Information

1a) Customer: ~~EB~~ Ransom Env.
Address: 2127 Hamilton Ave.
Hamilton, NJ
1b) Email/Cell/Fax/Ph: 609-584-0090
1c) Send Invoice to: Ransom
1d) Send Report to: Kim Skibo

Project Information

2a) Project: CVS- Yonkers (Riverdale)
2b) Project Mgr: Kim Skibo
2c) Project Location (City/State): 372 Riverdale Ave, Yonkers, NY
2d) Quote/PO # (If Applicable): 0718

3) Reporting Requirements (Please Circle)

Turnaround	Report Type	Electronic Data Deliv.
When Available:	Summary	NJ Hazsite
1 Business Day (100%)*	Results + QC (Waste)	Excel Reg. NJ / NY / PA
2 Business Days (75%)*	Reduced:	EnviroData
3 Business Days (50%)*	[ ] NJ [✓] NY	EQuIS:
4 Business Days (35%)*	[ ] PA [ ] Other___	[ ] 4-File [ ] EZ
5 Business Days (25%)	NJ Full / NY ASP CatB	[ ] NYDEC
8 Business Days (Stand.)	NY ASP CatA	[ ] Region 2 or 5
Other:		Other:

* Expedited TAT Not Always Available. Please Check with Lab.

FOR LAB USE ONLY ↓

Batch # AC98737

===> Check If Contingent ===>

Matrix Codes
DW - Drinking Water, S - Soil, A - Air
GW - Ground Water, SL - Sludge
WW - Waste Water, OL - Oil
OT - Other (please specify under item 9, Comments)

7) Analysis (specify methods & parameter lists)

<=== Check If Contingent <===

Lab Sample #	4) Customer Sample ID	5) Matrix	6) Sample Date	6) Sample Time	Composite (C)	Grab (G)	TCL/CP-51 VOCs	TCL/CP-51 SVOCs	PCBs	PAHs	TAL Metals	TCL Pesticides	(CP-51 TAL/TCL + 30 w/cyanide)				8) # of Bottles: None	MeOH	En Core	NaOH	HCl	H2SO4	HNO3	Other:	9) Comments
001	SB-2		6/29/17	0930		G	✓	✓	✓		✓						2		3						
002	SB-6A		6/29/17	0955		G	✓		✓	✓															
003	SB-6B		6/29/17	1000		G	✓		✓	✓															
004	SB-14A		6/29/17	1030		G	✓																		
005	SB-17		6/28/17	1620		G	✓			✓															
006	SB-14B		6/29/17	1035		G	✓		✓	✓															
007	~~TM~~ SB-25		6/29/17	1130		G	✓		✓	✓	✓														
008	SB-24C		6/29/17	1200	C								✓												
009	SB-24		6/29/17	1210		G	✓	✓	✓		✓	✓													
	~~SB-14B~~		~~6/29/17~~	~~1035~~		~~G~~																			

10) Relinquished by:	Accepted by:	Date	Time
[signature]	[signature]	6/29/17	15:25
[signature]	[signature]	6/29/17	16:55

11) Sampler (print name): Lauren Rojewski Date: 6/29/17

Additional Notes

Comments, Notes, Special Requirements, HAZARDS

Indicate if low-level methods required to meet current groundwater standards (SPLP for soil):
- [ ] BN or BNA (8270D SIM)
- [ ] VOC (8260C SIM or 8011)
- [ ] SPLP (BN, BNA, Metals)
- [ ] 1,4 Dioxane

For NJ LSRP projects, indicate which standards need to be met:
- [ ] NJDEP GWQS
- [ ] NJDEP SRS
- [ ] NJDEP SPLP
- [ ] Other (specify):

Check if applicable:
- [ ] Project-Specific Reporting Limits
- [ ] High Contaminant Concentrations
- [ ] NJ LSRP Project (also check boxes above/right)

Cooler Temperature: 2-7

Please note NUMBERED items. If not completed your analytical work may be delayed.
A fee of $5/sample will be assessed for storage should sample not be activated for any analysis.

Internal use: sampling plan (check box) HC [ ] or client [ ] FSP#

PROJECT MODIFICATIONS

Client: RANSOM

HC Project #: 7062915

Project: CVS-Yonkers (Riverdale)

---

sherree192.168.1.210
7/14/2017 5:12:49 PM

Per Lauren Rojewski, analyze -004 for out of hold PAHs. Analyze -004 for TAL metals and report BNA from PAH analysis already performed. SB 7/14/17

---

sherree192.168.1.210
7/26/2017 10:10:33 AM

*****CORRECTION*****

Per Lauren Rojewski, analyze -004 for out of hold PAHs. Analyze -006 for TAL metals and report BNA from PAH analysis already performed. SB 7/26/17

CONDITION UPON RECEIPT

Batch Number AC98737

Entered By: Ricardo
Date Entered 6/30/2017 11:07:00 AM

1	Yes	Is there a corresponding COC included with the samples?
2	Yes	Are the samples in a container such as a cooler or Ice chest?
3	NO	Are the COC seals intact?
4	T0054	<--- Thermometer ID. Please specify the Temperature inside the container (in degC). 2.7
5	Yes	Are the samples refrigerated (where required)/have they arrived on ice?
6	Yes	Are the samples within the holding times for the parameters listed on the COC? IF no, list parameters and samples:
7	Yes	Are all of the sample bottles intact? If no, specify sample numbers broken/leaking
8	Yes	Are all of the sample labels or numbers legible? If no specify:
9	Yes	Do the contents match the COC? If no, specify
10	Yes	Is there enough sample sent for the analyses listed on the COC? If no, specify:
11	Yes	Are samples preserved correctly?
12	Yes	Was temperature blank present (Place comment below if not)? If not was temperature of samples verified?
13	NA	Other comments ...Specify
14	NA	Corrective actions (Specify item number and corrective action taken).

Internal Chain of Custody

Lab#:	DateTime:	Loc or User	Bot Nu	A/M	Analysis
AC98737-001	06/29/17 16:55	MAXW	0	M	Received
AC98737-001	06/29/17 18:17	MAXW	0	M	Login
AC98737-001	06/30/17 15:05	R12	1	A	NONE
AC98737-001	06/30/17 15:05	R12	2	A	NONE
AC98737-001	06/30/17 21:26	R12	2	A	NONE
AC98737-001	06/30/17 21:26	PA	2	A	mix
AC98737-001	07/02/17 10:04	LV	2	A	bn/bna
AC98737-001	07/02/17 11:15	R12	2	A	NONE
AC98737-001	07/03/17 07:15	AM	2	A	tdsi/hg
AC98737-001	07/03/17 07:16	R12	2	A	NONE
AC98737-001	07/03/17 08:22	MSL	2	A	p/p
AC98737-001	07/03/17 08:24	R12	2	A	NONE
AC98737-001	06/30/17 20:18	R31	4	A	NONE
AC98737-001	06/30/17 20:21	F19	5	A	NONE
AC98737-001	07/03/17 13:57	WP	5	A	VOA
AC98737-001	06/30/17 20:21	F19	6	A	NONE
AC98737-002	06/29/17 16:55	MAXW	0	M	Received
AC98737-002	06/29/17 18:17	MAXW	0	M	Login
AC98737-002	06/30/17 15:05	R12	1	A	NONE
AC98737-002	06/30/17 21:26	R12	1	A	NONE
AC98737-002	06/30/17 21:26	PA	1	A	mix
AC98737-002	07/02/17 10:04	LV	1	A	bn/bna
AC98737-002	07/02/17 11:15	R12	1	A	NONE
AC98737-002	07/03/17 08:22	MSL	1	A	p/p
AC98737-002	07/03/17 08:24	R12	1	A	NONE
AC98737-002	06/30/17 15:05	R12	2	A	NONE
AC98737-002	06/30/17 20:18	R31	4	A	NONE
AC98737-002	06/30/17 20:18	F19	5	A	none
AC98737-002	07/03/17 13:57	WP	5	A	VOA
AC98737-002	06/30/17 20:18	F19	6	A	none
AC98737-003	06/29/17 16:55	MAXW	0	M	Received
AC98737-003	06/29/17 18:17	MAXW	0	M	Login
AC98737-003	06/30/17 15:05	R12	1	A	NONE
AC98737-003	06/30/17 15:05	R12	2	A	NONE
AC98737-003	06/30/17 21:26	PA	2	A	mix
AC98737-003	06/30/17 21:26	R12	2	A	NONE
AC98737-003	07/02/17 10:04	LV	2	A	bn/bna
AC98737-003	07/02/17 11:15	R12	2	A	NONE
AC98737-003	07/03/17 08:22	MSL	2	A	p/p
AC98737-003	07/03/17 08:24	R12	2	A	NONE
AC98737-003	06/30/17 20:18	R31	4	A	NONE
AC98737-003	06/30/17 20:21	F19	5	A	NONE
AC98737-003	07/03/17 13:57	WP	5	A	VOA
AC98737-003	06/30/17 20:21	F19	6	A	NONE
AC98737-004	06/29/17 16:55	MAXW	0	M	Received
AC98737-004	06/29/17 18:17	MAXW	0	M	Login
AC98737-004	06/30/17 15:05	R12	1	A	NONE
AC98737-004	06/30/17 15:05	R12	2	A	NONE
AC98737-004	06/30/17 21:49	PA	2	A	mix
AC98737-004	06/30/17 21:50	R12	2	A	NONE
AC98737-004	07/03/17 08:03	BCT	2	A	SOLIDS
AC98737-004	06/30/17 20:18	R31	4	A	NONE
AC98737-004	06/30/17 20:18	F19	5	A	none
AC98737-004	07/03/17 13:57	WP	5	A	VOA
AC98737-004	07/05/17 17:49	WP	5	A	VOA
AC98737-004	06/30/17 20:18	F19	6	A	none
AC98737-005	06/29/17 16:55	MAXW	0	M	Received
AC98737-005	06/29/17 18:17	MAXW	0	M	Login
AC98737-005	06/29/17 19:45	R31	2	A	NONE
AC98737-005	06/30/17 12:36	RG	2	A	VOA
AC98737-005	06/30/17 12:38	R31	2	A	NONE
AC98737-005	06/29/17 19:46	F19	3	A	none
AC98737-005	07/03/17 13:57	WP	3	A	VOA
AC98737-005	06/29/17 19:46	F19	4	A	none
AC98737-005	06/30/17 15:05	R12	5	A	NONE
AC98737-005	06/30/17 15:05	R12	6	A	NONE
AC98737-005	06/30/17 21:26	PA	6	A	mix
AC98737-005	06/30/17 21:26	R12	6	A	NONE
AC98737-005	07/02/17 10:04	LV	6	A	bn/bna
AC98737-005	07/02/17 11:15	R12	6	A	NONE
AC98737-005	07/03/17 08:03	BCT	6	A	SOLIDS
AC98737-006	06/29/17 16:55	MAXW	0	M	Received
AC98737-006	06/29/17 18:17	MAXW	0	M	Login
AC98737-006	06/30/17 15:05	R12	1	A	NONE
AC98737-006	06/30/17 21:26	PA	1	A	mix
AC98737-006	06/30/17 21:26	R12	1	A	NONE
AC98737-006	07/02/17 10:04	LV	1	A	bn/bna
AC98737-006	07/02/17 11:15	R12	1	A	NONE
AC98737-006	07/03/17 08:22	MSL	1	A	p/p
AC98737-006	07/03/17 08:24	R12	1	A	NONE
AC98737-006	06/30/17 15:05	R12	2	A	NONE
AC98737-006	06/30/17 20:18	R31	4	A	NONE
AC98737-006	06/30/17 20:21	F19	5	A	NONE
AC98737-006	07/03/17 13:57	WP	5	A	VOA
AC98737-006	07/05/17 17:49	WP	5	A	VOA
AC98737-006	06/30/17 20:21	F19	6	A	NONE
AC98737-007	06/29/17 16:55	MAXW	0	M	Received
AC98737-007	06/29/17 18:17	MAXW	0	M	Login
AC98737-007	06/30/17 15:05	R12	1	A	NONE
AC98737-007	06/30/17 15:05	R12	2	A	NONE
AC98737-007	06/30/17 21:26	R12	2	A	NONE
AC98737-007	06/30/17 21:26	PA	2	A	mix
AC98737-007	07/02/17 10:04	LV	2	A	bn/bna
AC98737-007	07/02/17 11:15	R12	2	A	NONE
AC98737-007	07/03/17 07:15	AM	2	A	tdsi/hg
AC98737-007	07/03/17 07:16	R12	2	A	NONE
AC98737-007	07/03/17 08:22	MSL	2	A	p/p
AC98737-007	07/03/17 08:24	R12	2	A	NONE
AC98737-007	06/30/17 20:18	R31	4	A	NONE
AC98737-007	06/30/17 20:21	F19	5	A	NONE
AC98737-007	07/03/17 13:57	WP	5	A	VOA
AC98737-007	07/05/17 17:49	WP	5	A	VOA
AC98737-007	06/30/17 20:21	F19	6	A	NONE
AC98737-008	06/29/17 16:55	MAXW	0	M	Received
AC98737-008	06/29/17 18:17	MAXW	0	M	Login
AC98737-008	06/30/17 15:05	R12	1	A	NONE
AC98737-008	06/30/17 15:05	R12	2	A	NONE
AC98737-008	06/30/17 21:26	PA	2	A	mix
AC98737-008	06/30/17 21:26	R12	2	A	NONE
AC98737-008	07/02/17 10:04	LV	2	A	bn/bna
AC98737-008	07/02/17 11:15	R12	2	A	NONE
AC98737-008	07/03/17 07:15	AM	2	A	tdsi/hg
AC98737-008	07/03/17 07:16	R12	2	A	NONE
AC98737-008	07/03/17 08:22	MSL	2	A	p/p
AC98737-008	07/03/17 08:24	R12	2	A	NONE
AC98737-008	07/03/17 09:58	ND	2	A	CNS
AC98737-008	07/03/17 10:47	R12	2	A	NONE
AC98737-008	06/30/17 20:18	R31	4	A	NONE
AC98737-008	06/30/17 20:21	F19	5	A	NONE
AC98737-008	07/03/17 13:57	WP	5	A	VOA
AC98737-008	07/05/17 17:49	WP	5	A	VOA
AC98737-008	06/30/17 20:21	F19	6	A	NONE
AC98737-009	06/29/17 16:55	MAXW	0	M	Received
AC98737-009	06/29/17 18:17	MAXW	0	M	Login
AC98737-009	06/30/17 15:05	R12	1	A	NONE
AC98737-009	06/30/17 21:26	PA	1	A	mix
AC98737-009	06/30/17 21:26	R12	1	A	NONE
AC98737-009	07/02/17 10:04	LV	1	A	bn/bna
AC98737-009	07/02/17 11:15	R12	1	A	NONE
AC98737-009	07/03/17 07:15	AM	1	A	tdsi/hg
AC98737-009	07/03/17 07:16	R12	1	A	NONE
AC98737-009	07/03/17 08:22	MSL	1	A	p/p
AC98737-009	07/03/17 08:24	R12	1	A	NONE
AC98737-009	06/30/17 15:05	R12	2	A	NONE
AC98737-009	06/30/17 15:05	R12	4	A	NONE
AC98737-009	06/30/17 20:18	R31	5	A	NONE
AC98737-009	06/30/17 20:18	F19	6	A	none
AC98737-009	06/30/17 20:18	F19	7	A	none
AC98737-009	07/03/17 13:57	WP	7	A	VOA

Samples marked as received are stored in coolers or refrigerator R12, or R24 at 4 deg C until Login

Volatile Data

Form1

ORGANICS VOLATILE REPORT

Sample Number: AC98737-001
Client Id: SB-2
Data File: 6M55604.D
Analysis Date: 07/03/17 22:25
Date Rec/Extracted: 06/29/17-NA
Column: DB-624 25M 0.200mm ID 1.12um film

Method: EPA 8260C
Matrix: Soil
Initial Vol: 4.81g
Final Vol: NA
Dilution: 1.04
Solids: 87

Units: mg/Kg

Cas #	Compound	RL	Conc	Cas #	Compound	RL	Conc
71-55-6	1,1,1-Trichloroethane	0.0024	U	108-90-7	Chlorobenzene	0.0024	U
79-34-5	1,1,2,2-Tetrachloroethane	0.0024	U	75-00-3	Chloroethane	0.0024	U
76-13-1	1,1,2-Trichloro-1,2,2-trifluor	0.0024	U	67-66-3	Chloroform	0.0024	U
79-00-5	1,1,2-Trichloroethane	0.0024	U	74-87-3	Chloromethane	0.0024	U
75-34-3	1,1-Dichloroethane	0.0024	U	156-59-2	cis-1,2-Dichloroethene	0.0024	U
75-35-4	1,1-Dichloroethene	0.0024	U	10061-01-5	cis-1,3-Dichloropropene	0.0024	U
87-61-6	1,2,3-Trichlorobenzene	0.0024	U	110-82-7	Cyclohexane	0.0024	U
120-82-1	1,2,4-Trichlorobenzene	0.0024	U	124-48-1	Dibromochloromethane	0.0024	U
95-63-6	1,2,4-Trimethylbenzene	0.0012	U	75-71-8	Dichlorodifluoromethane	0.0024	U
96-12-8	1,2-Dibromo-3-Chloropropa	0.0024	U	100-41-4	Ethylbenzene	0.0012	U
106-93-4	1,2-Dibromoethane	0.0012	U	98-82-8	Isopropylbenzene	0.0012	U
95-50-1	1,2-Dichlorobenzene	0.0024	U	79601-23-1	m&p-Xylenes	0.0012	U
107-06-2	1,2-Dichloroethane	0.0024	U	79-20-9	Methyl Acetate	0.0024	U
78-87-5	1,2-Dichloropropane	0.0024	U	108-87-2	Methylcyclohexane	0.0024	U
108-67-8	1,3,5-Trimethylbenzene	0.0012	U	75-09-2	Methylene Chloride	0.0024	U
541-73-1	1,3-Dichlorobenzene	0.0024	U	1634-04-4	Methyl-t-butyl ether	0.0012	U
106-46-7	1,4-Dichlorobenzene	0.0024	U	104-51-8	n-Butylbenzene	0.0012	U
123-91-1	1,4-Dioxane	0.12	U	103-65-1	n-Propylbenzene	0.0012	U
78-93-3	2-Butanone	0.0024	U	95-47-6	o-Xylene	0.0012	U
591-78-6	2-Hexanone	0.0024	U	135-98-8	sec-Butylbenzene	0.0012	U
99-87-6	4-Isopropyltoluene	0.0012	U	100-42-5	Styrene	0.0024	U
108-10-1	4-Methyl-2-Pentanone	0.0024	U	98-06-6	t-Butylbenzene	0.0012	U
67-64-1	Acetone	0.012	U	127-18-4	Tetrachloroethene	0.0024	U
71-43-2	Benzene	0.0012	U	108-88-3	Toluene	0.0012	U
74-97-5	Bromochloromethane	0.0024	U	156-60-5	trans-1,2-Dichloroethene	0.0024	U
75-27-4	Bromodichloromethane	0.0024	U	10061-02-6	trans-1,3-Dichloropropene	0.0024	U
75-25-2	Bromoform	0.0024	U	79-01-6	Trichloroethene	0.0024	U
74-83-9	Bromomethane	0.0024	U	75-69-4	Trichlorofluoromethane	0.0024	U
75-15-0	Carbon Disulfide	0.0024	U	75-01-4	Vinyl Chloride	0.0024	U
56-23-5	Carbon Tetrachloride	0.0024	U	1330-20-7	Xylenes (Total)	0.0012	U

Worksheet #: 429501

Total Target Concentration 0

ColumnID: (^) Indicates results from 2nd column

U - Indicates the compound was analyzed but not detected.
B - Indicates the analyte was found in the blank as well as in the sample.
E - Indicates the analyte concentration exceeds the calibration range of the instrument.
R - Retention Time Out
J - Indicates an estimated value when a compound is detected at less than the specified detection limit.
d - Pesticide %Diff>40% between columns due to coelution. Lower concentration usea
Chlordane (Total) is sum of a-Chlordane and y-Chlordane.

Quantitation Report (QT Reviewed)

7062915 0044

SampleID : AC98737-001 Operator : WP Qt Meth : 6M_S0615.M
Data File: 6M55604.D Sam Mult : 1 Vial# : 49 Qt On : 07/05/17 13:03
Acq On : 07/ 3/17 22:25 Misc : S,5g!5 Qt Upd On: 06/15/17 17:02

Data Path : G:\GcMsData\2017\GCMS_6\Data\07-0317\
Qt Path : G:\GcMsData\2017\GCMS_6\MethodQt\
Qt Resp Via : Initial Calibration

Compound	R.T.	QIon	Response	Conc Units	Dev(Min)
Internal Standards					
4) Fluorobenzene	4.752	96	179672	30.00 ug/l	0.00
52) Chlorobenzene-d5	6.324	117	87656	30.00 ug/l	0.00
70) 1,4-Dichlorobenzene-d4	7.570	152	34412	30.00 ug/l	0.00
System Monitoring Compounds					
37) Dibromofluoromethane	4.367	111	43665	30.44 ug/l	0.00
Spiked Amount 30.000			Recovery	= 101.47%	
39) 1,2-Dichloroethane-d4	4.572	67	15720	24.86 ug/l	0.00
Spiked Amount 30.000			Recovery	= 82.87%	
66) Toluene-d8	5.577	98	150794	30.64 ug/l	0.00
Spiked Amount 30.000			Recovery	= 102.13%	
76) Bromofluorobenzene	6.938	174	32430	30.07 ug/l	0.00
Spiked Amount 30.000			Recovery	= 100.23%	

Target Compounds Qvalue

(#) = qualifier out of range (m) = manual integration (+) = signals summed

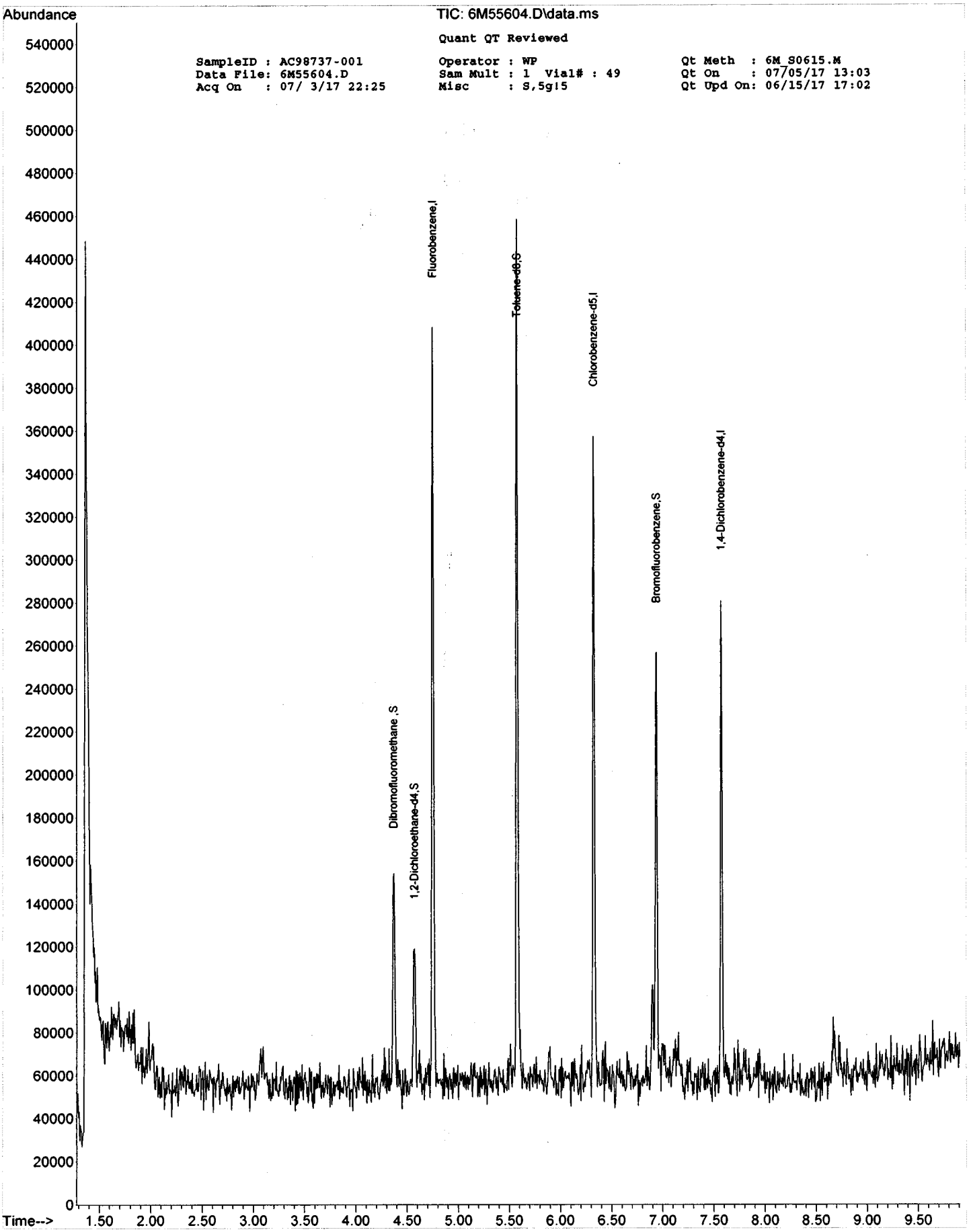
Abundance
TIC: 6M55604.D\data.ms
Quant QT Reviewed
SampleID : AC98737-001
Data File: 6M55604.D
Acq On : 07/ 3/17 22:25
Operator : WP
Sam Mult : 1 Vial# : 49
Misc : S,5g15
Qt Meth : 6M_S0615.M
Qt On : 07/05/17 13:03
Qt Upd On: 06/15/17 17:02
Dibromofluoromethane,S
1,2-Dichloroethane-d4,S
Fluorobenzene,I
Toluene-d8,S
Chlorobenzene-d5,I
Bromofluorobenzene,S
1,4-Dichlorobenzene-d4,I
Time-->

Form1

ORGANICS VOLATILE REPORT

Sample Number: AC98737-002
Client Id: SB-6A
Data File: 6M55605.D
Analysis Date: 07/03/17 22:44
Date Rec/Extracted: 06/29/17-NA
Column: DB-624 25M 0.200mm ID 1.12um film

Method: EPA 8260C
Matrix: Soil
Initial Vol: 4.81g
Final Vol: NA
Dilution: 1.04
Solids: 85

Units: mg/Kg

Cas #	Compound	RL	Conc	Cas #	Compound	RL	Conc
71-55-6	1,1,1-Trichloroethane	0.0024	U	108-90-7	Chlorobenzene	0.0024	U
79-34-5	1,1,2,2-Tetrachloroethane	0.0024	U	75-00-3	Chloroethane	0.0024	U
76-13-1	1,1,2-Trichloro-1,2,2-trifluor	0.0024	U	67-66-3	Chloroform	0.0024	U
79-00-5	1,1,2-Trichloroethane	0.0024	U	74-87-3	Chloromethane	0.0024	U
75-34-3	1,1-Dichloroethane	0.0024	U	156-59-2	cis-1,2-Dichloroethene	0.0024	U
75-35-4	1,1-Dichloroethene	0.0024	U	10061-01-5	cis-1,3-Dichloropropene	0.0024	U
87-61-6	1,2,3-Trichlorobenzene	0.0024	U	110-82-7	Cyclohexane	0.0024	U
120-82-1	1,2,4-Trichlorobenzene	0.0024	U	124-48-1	Dibromochloromethane	0.0024	U
95-63-6	1,2,4-Trimethylbenzene	0.0012	U	75-71-8	Dichlorodifluoromethane	0.0024	U
96-12-8	1,2-Dibromo-3-Chloropropa	0.0024	U	100-41-4	Ethylbenzene	0.0012	U
106-93-4	1,2-Dibromoethane	0.0012	U	98-82-8	Isopropylbenzene	0.0012	U
95-50-1	1,2-Dichlorobenzene	0.0024	U	79601-23-1	m&p-Xylenes	0.0012	U
107-06-2	1,2-Dichloroethane	0.0024	U	79-20-9	Methyl Acetate	0.0024	U
78-87-5	1,2-Dichloropropane	0.0024	U	108-87-2	Methylcyclohexane	0.0024	U
108-67-8	1,3,5-Trimethylbenzene	0.0012	U	75-09-2	Methylene Chloride	0.0024	U
541-73-1	1,3-Dichlorobenzene	0.0024	U	1634-04-4	Methyl-t-butyl ether	0.0012	U
106-46-7	1,4-Dichlorobenzene	0.0024	U	104-51-8	n-Butylbenzene	0.0012	U
123-91-1	1,4-Dioxane	0.12	U	103-65-1	n-Propylbenzene	0.0012	U
78-93-3	2-Butanone	0.0024	U	95-47-6	o-Xylene	0.0012	U
591-78-6	2-Hexanone	0.0024	U	135-98-8	sec-Butylbenzene	0.0012	U
99-87-6	4-Isopropyltoluene	0.0012	U	100-42-5	Styrene	0.0024	U
108-10-1	4-Methyl-2-Pentanone	0.0024	U	98-06-6	t-Butylbenzene	0.0012	U
67-64-1	Acetone	0.012	U	127-18-4	Tetrachloroethene	0.0024	U
71-43-2	Benzene	0.0012	U	108-88-3	Toluene	0.0012	U
74-97-5	Bromochloromethane	0.0024	U	156-60-5	trans-1,2-Dichloroethene	0.0024	U
75-27-4	Bromodichloromethane	0.0024	U	10061-02-6	trans-1,3-Dichloropropene	0.0024	U
75-25-2	Bromoform	0.0024	U	79-01-6	Trichloroethene	0.0024	U
74-83-9	Bromomethane	0.0024	U	75-69-4	Trichlorofluoromethane	0.0024	U
75-15-0	Carbon Disulfide	0.0024	U	75-01-4	Vinyl Chloride	0.0024	U
56-23-5	Carbon Tetrachloride	0.0024	U	1330-20-7	Xylenes (Total)	0.0012	U

Worksheet #: 429501

Total Target Concentration 0

ColumnID: (^) Indicates results from 2nd column

U - Indicates the compound was analyzed but not detected.
B - Indicates the analyte was found in the blank as well as in the sample.
E - Indicates the analyte concentration exceeds the calibration range of the instrument.
R - Retention Time Out
J - Indicates an estimated value when a compound is detected at less than the specified detection limit.
d - Pesticide %Diff>40% between columns due to coelution. Lower concentration usea
Chlordane (Total) is sum of a-Chlordane and y-Chlordane.

Quantitation Report (QT Reviewed)

7062915 0047

SampleID : AC98737-002 Operator : WP Qt Meth : 6M_S0615.M
Data File: 6M55605.D Sam Mult : 1 Vial# : 50 Qt On : 07/05/17 13:03
Acq On : 07/ 3/17 22:44 Misc : S,5g!5 Qt Upd On: 06/15/17 17:02

Data Path : G:\GcMsData\2017\GCMS_6\Data\07-0317\
Qt Path : G:\GcMsData\2017\GCMS_6\MethodQt\
Qt Resp Via : Initial Calibration

Compound	R.T.	QIon	Response	Conc	Units	Dev(Min)
Internal Standards						
4) Fluorobenzene	4.758	96	162105	30.00	ug/l	0.00
52) Chlorobenzene-d5	6.329	117	97724	30.00	ug/l	0.00
70) 1,4-Dichlorobenzene-d4	7.576	152	37968	30.00	ug/l	0.00
System Monitoring Compounds						
37) Dibromofluoromethane	4.379	111	40720	31.46	ug/l	0.01
Spiked Amount 30.000			Recovery = 104.87%			
39) 1,2-Dichloroethane-d4	4.577	67	19073	33.44	ug/l	0.00
Spiked Amount 30.000			Recovery = 111.47%			
66) Toluene-d8	5.583	98	146466	26.69	ug/l	0.00
Spiked Amount 30.000			Recovery = 88.97%			
76) Bromofluorobenzene	6.943	174	29627	24.90	ug/l	0.00
Spiked Amount 30.000			Recovery = 83.00%			

Target Compounds Qvalue

(#) = qualifier out of range (m) = manual integration (+) = signals summed

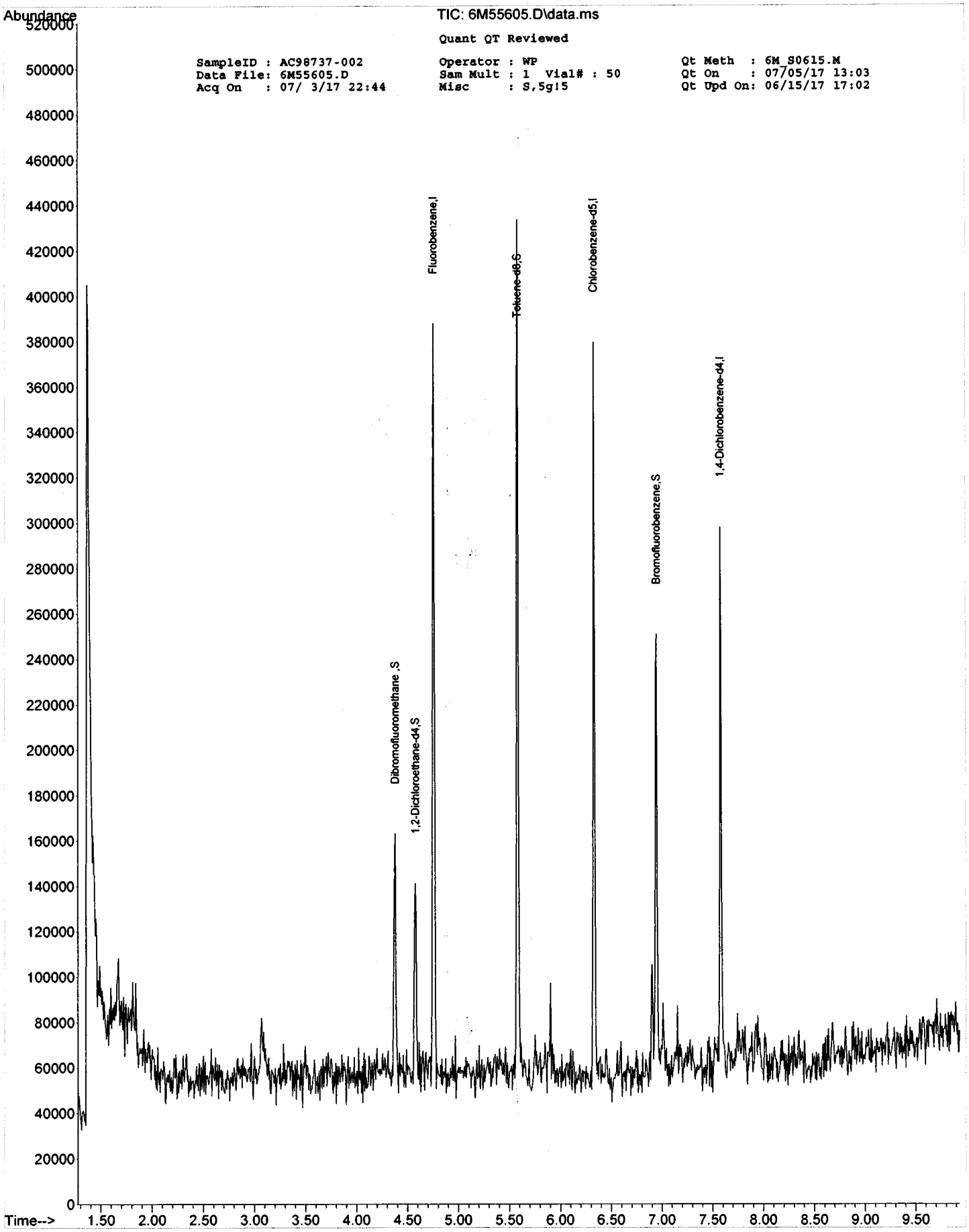
Abundance
TIC: 6M55605.D\data.ms
Quant QT Reviewed
SampleID : AC98737-002
Data File: 6M55605.D
Acq On : 07/ 3/17 22:44
Operator : WP
Sam Mult : 1 Vial# : 50
Misc : S,5g!5
Qt Meth : 6M_S0615.M
Qt On : 07/05/17 13:03
Qt Upd On: 06/15/17 17:02
Dibromofluoromethane,S
1,2-Dichloroethane-d4,S
Fluorobenzene,I
Toluene-d8,S
Chlorobenzene-d5,I
Bromofluorobenzene,S
1,4-Dichlorobenzene-d4,I
Time-->

Form1

ORGANICS VOLATILE REPORT

Sample Number: AC98737-003
Client Id: SB-6B
Data File: 6M55606.D
Analysis Date: 07/03/17 23:00
Date Rec/Extracted: 06/29/17-NA
Column: DB-624 25M 0.200mm ID 1.12um film

Method: EPA 8260C
Matrix: Soil
Initial Vol: 5.55g
Final Vol: NA
Dilution: 0.901
Solids: 84

Units: mg/Kg

Cas #	Compound	RL	Conc	Cas #	Compound	RL	Conc
71-55-6	1,1,1-Trichloroethane	0.0021	U	108-90-7	Chlorobenzene	0.0021	U
79-34-5	1,1,2,2-Tetrachloroethane	0.0021	U	75-00-3	Chloroethane	0.0021	U
76-13-1	1,1,2-Trichloro-1,2,2-trifluor	0.0021	U	67-66-3	Chloroform	0.0021	U
79-00-5	1,1,2-Trichloroethane	0.0021	U	74-87-3	Chloromethane	0.0021	U
75-34-3	1,1-Dichloroethane	0.0021	U	156-59-2	cis-1,2-Dichloroethene	0.0021	U
75-35-4	1,1-Dichloroethene	0.0021	U	10061-01-5	cis-1,3-Dichloropropene	0.0021	U
87-61-6	1,2,3-Trichlorobenzene	0.0021	U	110-82-7	Cyclohexane	0.0021	U
120-82-1	1,2,4-Trichlorobenzene	0.0021	U	124-48-1	Dibromochloromethane	0.0021	U
95-63-6	1,2,4-Trimethylbenzene	0.0011	U	75-71-8	Dichlorodifluoromethane	0.0021	U
96-12-8	1,2-Dibromo-3-Chloropropa	0.0021	U	100-41-4	Ethylbenzene	0.0011	U
106-93-4	1,2-Dibromoethane	0.0011	U	98-82-8	Isopropylbenzene	0.0011	U
95-50-1	1,2-Dichlorobenzene	0.0021	U	79601-23-1	m&p-Xylenes	0.0011	U
107-06-2	1,2-Dichloroethane	0.0021	U	79-20-9	Methyl Acetate	0.0021	U
78-87-5	1,2-Dichloropropane	0.0021	U	108-87-2	Methylcyclohexane	0.0021	U
108-67-8	1,3,5-Trimethylbenzene	0.0011	U	75-09-2	Methylene Chloride	0.0021	U
541-73-1	1,3-Dichlorobenzene	0.0021	U	1634-04-4	Methyl-t-butyl ether	0.0011	U
106-46-7	1,4-Dichlorobenzene	0.0021	U	104-51-8	n-Butylbenzene	0.0011	U
123-91-1	1,4-Dioxane	0.11	U	103-65-1	n-Propylbenzene	0.0011	U
78-93-3	2-Butanone	0.0021	U	95-47-6	o-Xylene	0.0011	U
591-78-6	2-Hexanone	0.0021	U	135-98-8	sec-Butylbenzene	0.0011	U
99-87-6	4-Isopropyltoluene	0.0011	U	100-42-5	Styrene	0.0021	U
108-10-1	4-Methyl-2-Pentanone	0.0021	U	98-06-6	t-Butylbenzene	0.0011	U
67-64-1	Acetone	0.011	U	127-18-4	Tetrachloroethene	0.0021	U
71-43-2	Benzene	0.0011	U	108-88-3	Toluene	0.0011	U
74-97-5	Bromochloromethane	0.0021	U	156-60-5	trans-1,2-Dichloroethene	0.0021	U
75-27-4	Bromodichloromethane	0.0021	U	10061-02-6	trans-1,3-Dichloropropene	0.0021	U
75-25-2	Bromoform	0.0021	U	79-01-6	Trichloroethene	0.0021	U
74-83-9	Bromomethane	0.0021	U	75-69-4	Trichlorofluoromethane	0.0021	U
75-15-0	Carbon Disulfide	0.0021	U	75-01-4	Vinyl Chloride	0.0021	U
56-23-5	Carbon Tetrachloride	0.0021	U	1330-20-7	Xylenes (Total)	0.0011	U

Worksheet #: 429501 *Total Target Concentration* 0 ColumnID: (^) Indicates results from 2nd column

U - Indicates the compound was analyzed but not detected.
B - Indicates the analyte was found in the blank as well as in the sample.
E - Indicates the analyte concentration exceeds the calibration range of the instrument.
R - Retention Time Out
J - Indicates an estimated value when a compound is detected at less than the specified detection limit.
d - Pesticide %Diff>40% between columns due to coelution. Lower concentration usea
Chlordane (Total) is sum of a-Chlordane and y-Chlordane.

Quantitation Report (QT Reviewed)

7062915 0050

SampleID : AC98737-003 Operator : WP Qt Meth : 6M_S0615.M
Data File: 6M55606.D Sam Mult : 1 Vial# : 51 Qt On : 07/05/17 13:03
Acq On : 07/ 3/17 23:00 Misc : S,5g!5 Qt Upd On: 06/15/17 17:02

Data Path : G:\GcMsData\2017\GCMS_6\Data\07-0317\
Qt Path : G:\GcMsData\2017\GCMS_6\MethodQt\
Qt Resp Via : Initial Calibration

Compound	R.T.	QIon	Response	Conc	Units	Dev(Min)
Internal Standards						
4) Fluorobenzene	4.750	96	173715	30.00	ug/l	0.00
52) Chlorobenzene-d5	6.327	117	105447	30.00	ug/l	0.00
70) 1,4-Dichlorobenzene-d4	7.573	152	33095	30.00	ug/l	0.00
System Monitoring Compounds						
37) Dibromofluoromethane	4.370	111	42972	30.98	ug/l	0.00
Spiked Amount 30.000			Recovery	=	103.27%	
39) 1,2-Dichloroethane-d4	4.581	67	18862	30.86	ug/l	0.01
Spiked Amount 30.000			Recovery	=	102.87%	
66) Toluene-d8	5.581	98	149256	25.21	ug/l	0.00
Spiked Amount 30.000			Recovery	=	84.03%	
76) Bromofluorobenzene	6.935	174	34265	33.04	ug/l	0.00
Spiked Amount 30.000			Recovery	=	110.13%	

Target Compounds Qvalue

(#) = qualifier out of range (m) = manual integration (+) = signals summed

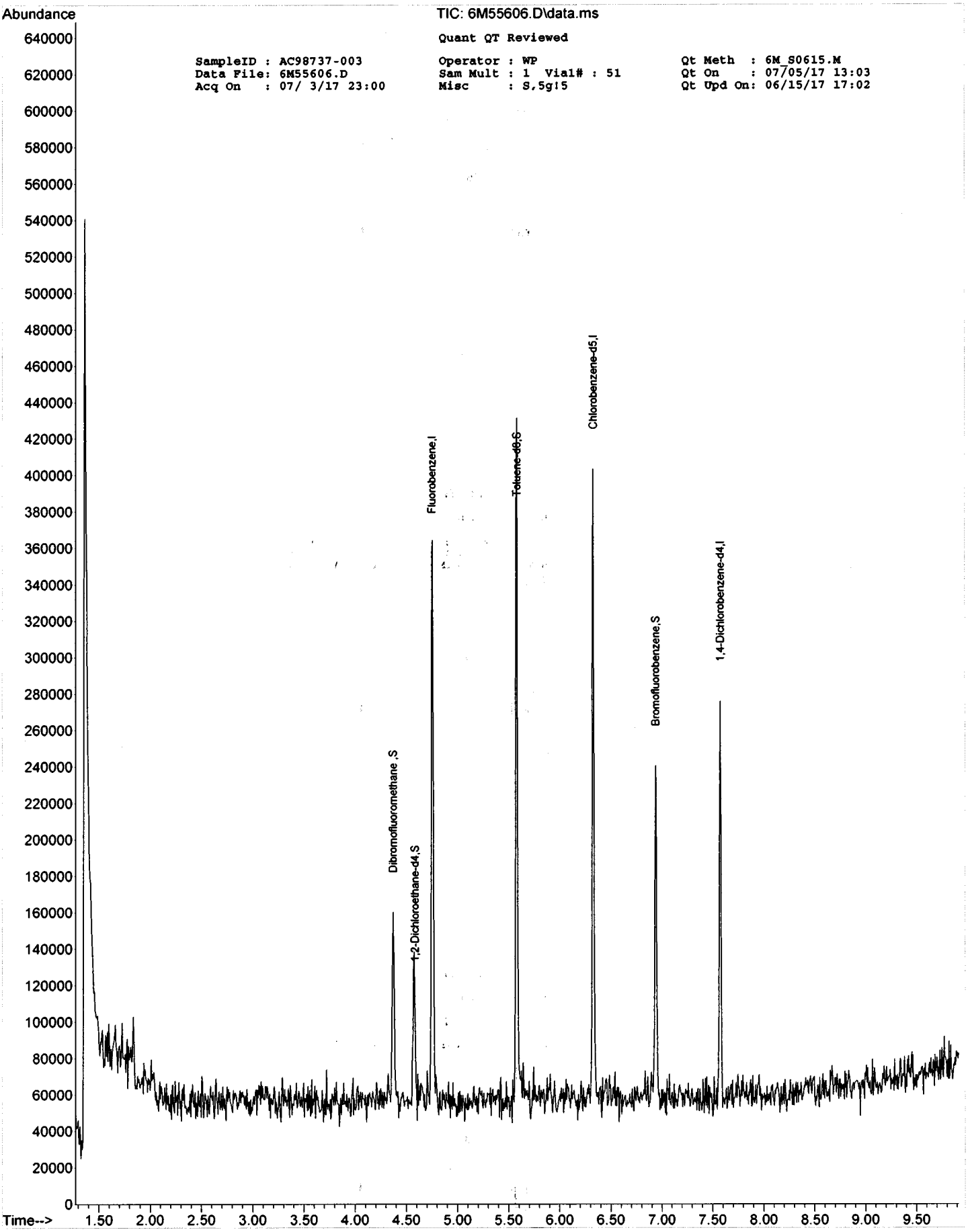
Abundance
TIC: 6M55606.D\data.ms
Quant QT Reviewed
SampleID : AC98737-003
Data File: 6M55606.D
Acq On : 07/ 3/17 23:00
Operator : WP
Sam Mult : 1 Vial# : 51
Misc : S,5g!5
Qt Meth : 6M_S0615.M
Qt On : 07/05/17 13:03
Qt Upd On: 06/15/17 17:02
Dibromofluoromethane ,S
1,2-Dichloroethane-d4,S
Fluorobenzene,I
Toluene-d8,S
Chlorobenzene-d5,I
Bromofluorobenzene,S
1,4-Dichlorobenzene-d4,I
Time-->

Form1

ORGANICS VOLATILE REPORT

Sample Number: AC98737-004
Client Id: SB-14A
Data File: 2M113918.D
Analysis Date: 07/05/17 23:23
Date Rec/Extracted: 06/29/17-NA
Column: DB-624 25M 0.200mm ID 1.12um film

Method: EPA 8260C
Matrix: Soil
Initial Vol: 4.32g
Final Vol: NA
Dilution: 1.16
Solids: 88

Units: mg/Kg

Cas #	Compound	RL	Conc	Cas #	Compound	RL	Conc
71-55-6	1,1,1-Trichloroethane	0.0026	U	108-90-7	Chlorobenzene	0.0026	U
79-34-5	1,1,2,2-Tetrachloroethane	0.0026	U	75-00-3	Chloroethane	0.0026	U
76-13-1	1,1,2-Trichloro-1,2,2-trifluor	0.0026	U	67-66-3	Chloroform	0.0026	U
79-00-5	1,1,2-Trichloroethane	0.0026	U	74-87-3	Chloromethane	0.0026	U
75-34-3	1,1-Dichloroethane	0.0026	U	156-59-2	cis-1,2-Dichloroethene	0.0026	U
75-35-4	1,1-Dichloroethene	0.0026	U	10061-01-5	cis-1,3-Dichloropropene	0.0026	U
87-61-6	1,2,3-Trichlorobenzene	0.0026	U	110-82-7	Cyclohexane	0.0026	U
120-82-1	1,2,4-Trichlorobenzene	0.0026	U	124-48-1	Dibromochloromethane	0.0026	U
95-63-6	1,2,4-Trimethylbenzene	0.0013	U	75-71-8	Dichlorodifluoromethane	0.0026	U
96-12-8	1,2-Dibromo-3-Chloropropa	0.0026	U	100-41-4	Ethylbenzene	0.0013	U
106-93-4	1,2-Dibromoethane	0.0013	U	98-82-8	Isopropylbenzene	0.0013	U
95-50-1	1,2-Dichlorobenzene	0.0026	U	79601-23-1	m&p-Xylenes	0.0013	U
107-06-2	1,2-Dichloroethane	0.0026	U	79-20-9	Methyl Acetate	0.0026	U
78-87-5	1,2-Dichloropropane	0.0026	U	108-87-2	Methylcyclohexane	0.0026	U
108-67-8	1,3,5-Trimethylbenzene	0.0013	U	75-09-2	Methylene Chloride	0.0026	U
541-73-1	1,3-Dichlorobenzene	0.0026	U	1634-04-4	Methyl-t-butyl ether	0.0013	U
106-46-7	1,4-Dichlorobenzene	0.0026	U	104-51-8	n-Butylbenzene	0.0013	U
123-91-1	1,4-Dioxane	0.13	U	103-65-1	n-Propylbenzene	0.0013	U
78-93-3	2-Butanone	0.0026	U	95-47-6	o-Xylene	0.0013	U
591-78-6	2-Hexanone	0.0026	U	135-98-8	sec-Butylbenzene	0.0013	U
99-87-6	4-Isopropyltoluene	0.0013	U	100-42-5	Styrene	0.0026	U
108-10-1	4-Methyl-2-Pentanone	0.0026	U	98-06-6	t-Butylbenzene	0.0013	U
67-64-1	Acetone	0.013	U	127-18-4	Tetrachloroethene	0.0026	U
71-43-2	Benzene	0.0013	U	108-88-3	Toluene	0.0013	U
74-97-5	Bromochloromethane	0.0026	U	156-60-5	trans-1,2-Dichloroethene	0.0026	U
75-27-4	Bromodichloromethane	0.0026	U	10061-02-6	trans-1,3-Dichloropropene	0.0026	U
75-25-2	Bromoform	0.0026	U	79-01-6	Trichloroethene	0.0026	U
74-83-9	Bromomethane	0.0026	U	75-69-4	Trichlorofluoromethane	0.0026	U
75-15-0	Carbon Disulfide	0.0026	U	75-01-4	Vinyl Chloride	0.0026	U
56-23-5	Carbon Tetrachloride	0.0026	U	1330-20-7	Xylenes (Total)	0.0013	U

Worksheet #: 429501

Total Target Concentration 0

ColumnID: (^) Indicates results from 2nd column

U - Indicates the compound was analyzed but not detected.
B - Indicates the analyte was found in the blank as well as in the sample.
E - Indicates the analyte concentration exceeds the calibration range of the instrument.
R - Retention Time Out
J - Indicates an estimated value when a compound is detected at less than the specified detection limit.
d - Pesticide %Diff>40% between columns due to coelution. Lower concentration usea
Chlordane (Total) is sum of a-Chlordane and y-Chlordane.

Quantitation Report (QT Reviewed)

7062915 0053

SampleID : AC98737-004 Operator : SG Qt Meth : 2M_S0705.M
Data File: 2M113918.D Sam Mult : 1 Vial# : 49 Qt On : 07/06/17 12:52
Acq On : 07/ 5/17 23:23 Misc : S,5g!5 Qt Upd On: 07/06/17 12:35

Data Path : G:\GcMsData\2017\GCMS_2\Data\07-0517\
Qt Path : G:\GcMsData\2017\GCMS_2\MethodQt\
Qt Resp Via : Initial Calibration

Compound	R.T.	QIon	Response	Conc	Units	Dev(Min)
Internal Standards						
4) Fluorobenzene	4.615	96	159794	30.00	ug/l	0.00
52) Chlorobenzene-d5	6.450	117	112592	30.00	ug/l	0.00
70) 1,4-Dichlorobenzene-d4	7.871	152	46467	30.00	ug/l	0.00
System Monitoring Compounds						
37) Dibromofluoromethane	4.176	111	37386	37.46	ug/l	0.00
Spiked Amount 30.000			Recovery = 124.87%			
39) 1,2-Dichloroethane-d4	4.410	67	10866	28.66	ug/l	0.00
Spiked Amount 30.000			Recovery = 95.53%			
66) Toluene-d8	5.578	98	160986	25.79	ug/l	0.00
Spiked Amount 30.000			Recovery = 85.97%			
76) Bromofluorobenzene	7.154	174	42414	32.26	ug/l	0.00
Spiked Amount 30.000			Recovery = 107.53%			

Target Compounds Qvalue

(#) = qualifier out of range (m) = manual integration (+) = signals summed

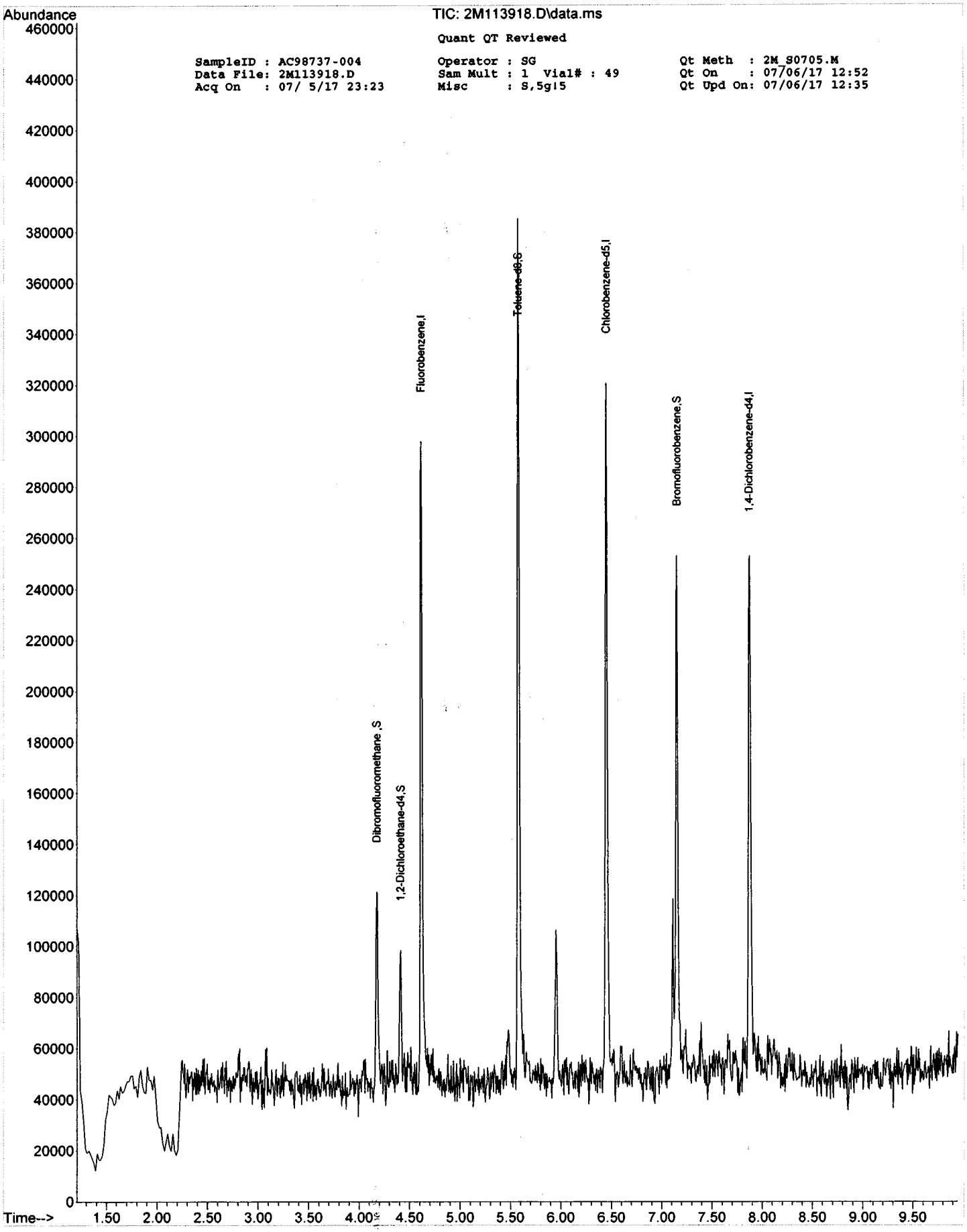
Abundance
TIC: 2M113918.D\data.ms
Quant QT Reviewed
SampleID : AC98737-004
Data File: 2M113918.D
Acq On : 07/ 5/17 23:23
Operator : SG
Sam Mult : 1 Vial# : 49
Misc : S,5g|5
Qt Meth : 2M_S0705.M
Qt On : 07/06/17 12:52
Qt Upd On: 07/06/17 12:35
Dibromofluoromethane,S
1,2-Dichloroethane-d4,S
Fluorobenzene,I
Toluene-d8,S
Chlorobenzene-d5,I
Bromofluorobenzene,S
1,4-Dichlorobenzene-d4,I
Time-->

Form1

ORGANICS VOLATILE REPORT

Sample Number: AC98737-005
Client Id: SB-17
Data File: 6M55599.D
Analysis Date: 07/03/17 21:04
Date Rec/Extracted: 06/29/17-NA
Column: DB-624 25M 0.200mm ID 1.12um film

Method: EPA 8260C
Matrix: Soil
Initial Vol: 4.64g
Final Vol: NA
Dilution: 1.08
Solids: 81

Units: mg/Kg

Cas #	Compound	RL	Conc	Cas #	Compound	RL	Conc
71-55-6	1,1,1-Trichloroethane	0.0027	U	108-90-7	Chlorobenzene	0.0027	U
79-34-5	1,1,2,2-Tetrachloroethane	0.0027	U	75-00-3	Chloroethane	0.0027	U
76-13-1	1,1,2-Trichloro-1,2,2-trifluor	0.0027	U	67-66-3	Chloroform	0.0027	U
79-00-5	1,1,2-Trichloroethane	0.0027	U	74-87-3	Chloromethane	0.0027	U
75-34-3	1,1-Dichloroethane	0.0027	U	156-59-2	cis-1,2-Dichloroethene	0.0027	U
75-35-4	1,1-Dichloroethene	0.0027	U	10061-01-5	cis-1,3-Dichloropropene	0.0027	U
87-61-6	1,2,3-Trichlorobenzene	0.0027	U	110-82-7	Cyclohexane	0.0027	U
120-82-1	1,2,4-Trichlorobenzene	0.0027	U	124-48-1	Dibromochloromethane	0.0027	U
95-63-6	1,2,4-Trimethylbenzene	0.0013	U	75-71-8	Dichlorodifluoromethane	0.0027	U
96-12-8	1,2-Dibromo-3-Chloropropa	0.0027	U	100-41-4	Ethylbenzene	0.0013	U
106-93-4	1,2-Dibromoethane	0.0013	U	98-82-8	Isopropylbenzene	0.0013	U
95-50-1	1,2-Dichlorobenzene	0.0027	U	79601-23-1	m&p-Xylenes	0.0013	U
107-06-2	1,2-Dichloroethane	0.0027	U	79-20-9	Methyl Acetate	0.0027	U
78-87-5	1,2-Dichloropropane	0.0027	U	108-87-2	Methylcyclohexane	0.0027	U
108-67-8	1,3,5-Trimethylbenzene	0.0013	U	75-09-2	Methylene Chloride	0.0027	U
541-73-1	1,3-Dichlorobenzene	0.0027	U	1634-04-4	Methyl-t-butyl ether	0.0013	U
106-46-7	1,4-Dichlorobenzene	0.0027	U	104-51-8	n-Butylbenzene	0.0013	U
123-91-1	1,4-Dioxane	0.13	U	103-65-1	n-Propylbenzene	0.0013	U
78-93-3	2-Butanone	0.0027	U	95-47-6	o-Xylene	0.0013	U
591-78-6	2-Hexanone	0.0027	U	135-98-8	sec-Butylbenzene	0.0013	U
99-87-6	4-Isopropyltoluene	0.0013	U	100-42-5	Styrene	0.0027	U
108-10-1	4-Methyl-2-Pentanone	0.0027	U	98-06-6	t-Butylbenzene	0.0013	U
67-64-1	Acetone	0.013	U	127-18-4	Tetrachloroethene	0.0027	U
71-43-2	Benzene	0.0013	U	108-88-3	Toluene	0.0013	U
74-97-5	Bromochloromethane	0.0027	U	156-60-5	trans-1,2-Dichloroethene	0.0027	U
75-27-4	Bromodichloromethane	0.0027	U	10061-02-6	trans-1,3-Dichloropropene	0.0027	U
75-25-2	Bromoform	0.0027	U	79-01-6	Trichloroethene	0.0027	U
74-83-9	Bromomethane	0.0027	U	75-69-4	Trichlorofluoromethane	0.0027	U
75-15-0	Carbon Disulfide	0.0027	U	75-01-4	Vinyl Chloride	0.0027	U
56-23-5	Carbon Tetrachloride	0.0027	U	1330-20-7	Xylenes (Total)	0.0013	U

Worksheet #: 429501 *Total Target Concentration* 0 ColumnID: (^) Indicates results from 2nd column

U - Indicates the compound was analyzed but not detected.
B - Indicates the analyte was found in the blank as well as in the sample.
E - Indicates the analyte concentration exceeds the calibration range of the instrument.
R - Retention Time Out
J - Indicates an estimated value when a compound is detected at less than the specified detection limit.
d - Pesticide %Diff>40% between columns due to coelution. Lower concentration usea
Chlordane (Total) is sum of a-Chlordane and y-Chlordane.

Quantitation Report (QT Reviewed)

7062915 0056

SampleID : AC98737-005 Operator : WP Qt Meth : 6M_S0615.M
Data File: 6M55599.D Sam Mult : 1 Vial# : 44 Qt On : 07/05/17 13:03
Acq On : 07/ 3/17 21:04 Misc : S,5g!3 Qt Upd On: 06/15/17 17:02

Data Path : G:\GcMsData\2017\GCMS_6\Data\07-0317\
Qt Path : G:\GcMsData\2017\GCMS_6\MethodQt\
Qt Resp Via : Initial Calibration

Compound	R.T.	QIon	Response	Conc Units	Dev(Min)
Internal Standards					
4) Fluorobenzene	4.756	96	168440	30.00 ug/l	0.00
52) Chlorobenzene-d5	6.327	117	96610	30.00 ug/l	0.00
70) 1,4-Dichlorobenzene-d4	7.574	152	34864	30.00 ug/l	0.00
System Monitoring Compounds					
37) Dibromofluoromethane	4.371	111	45665	33.95 ug/l	0.00
Spiked Amount 30.000			Recovery	= 113.17%	
39) 1,2-Dichloroethane-d4	4.569	67	19320	32.60 ug/l	0.00
Spiked Amount 30.000			Recovery	= 108.67%	
66) Toluene-d8	5.581	98	159598	29.42 ug/l	0.00
Spiked Amount 30.000			Recovery	= 98.07%	
76) Bromofluorobenzene	6.942	174	33913	31.04 ug/l	0.00
Spiked Amount 30.000			Recovery	= 103.47%	

Target Compounds Qvalue

(#) = qualifier out of range (m) = manual integration (+) = signals summed

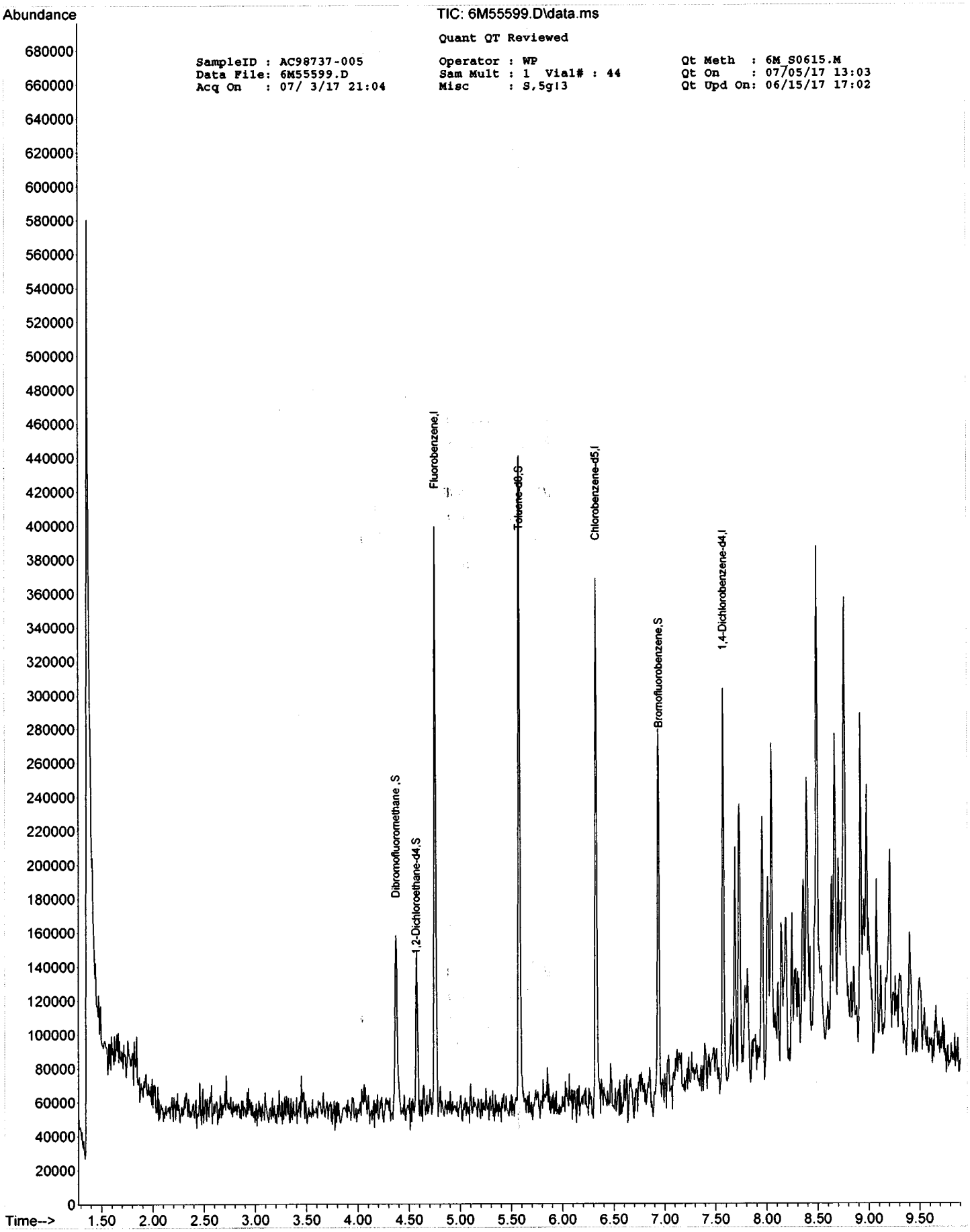
Abundance
TIC: 6M55599.D\data.ms
Quant QT Reviewed
SampleID : AC98737-005
Data File: 6M55599.D
Acq On : 07/ 3/17 21:04
Operator : WP
Sam Mult : 1 Vial# : 44
Misc : S,5g13
Qt Meth : 6M_S0615.M
Qt On : 07/05/17 13:03
Qt Upd On: 06/15/17 17:02
Dibromofluoromethane,S
1,2-Dichloroethane-d4,S
Fluorobenzene,I
Toluene-d8,S
Chlorobenzene-d5,I
Bromofluorobenzene,S
1,4-Dichlorobenzene-d4,I
Time-->

Form1

ORGANICS VOLATILE REPORT

Sample Number: AC98737-006
Client Id: SB-14B
Data File: 2M113919.D
Analysis Date: 07/05/17 23:40
Date Rec/Extracted: 06/29/17-NA
Column: DB-624 25M 0.200mm ID 1.12um film

Method: EPA 8260C
Matrix: Soil
Initial Vol: 4.38g
Final Vol: NA
Dilution: 1.14
Solids: 84

Units: mg/Kg

Cas #	Compound	RL	Conc	Cas #	Compound	RL	Conc
71-55-6	1,1,1-Trichloroethane	0.0027	U	108-90-7	Chlorobenzene	0.0027	U
79-34-5	1,1,2,2-Tetrachloroethane	0.0027	U	75-00-3	Chloroethane	0.0027	U
76-13-1	1,1,2-Trichloro-1,2,2-trifluor	0.0027	U	67-66-3	Chloroform	0.0027	U
79-00-5	1,1,2-Trichloroethane	0.0027	U	74-87-3	Chloromethane	0.0027	U
75-34-3	1,1-Dichloroethane	0.0027	U	156-59-2	cis-1,2-Dichloroethene	0.0027	U
75-35-4	1,1-Dichloroethene	0.0027	U	10061-01-5	cis-1,3-Dichloropropene	0.0027	U
87-61-6	1,2,3-Trichlorobenzene	0.0027	U	110-82-7	Cyclohexane	0.0027	U
120-82-1	1,2,4-Trichlorobenzene	0.0027	U	124-48-1	Dibromochloromethane	0.0027	U
95-63-6	1,2,4-Trimethylbenzene	0.0014	U	75-71-8	Dichlorodifluoromethane	0.0027	U
96-12-8	1,2-Dibromo-3-Chloropropa	0.0027	U	100-41-4	Ethylbenzene	0.0014	U
106-93-4	1,2-Dibromoethane	0.0014	U	98-82-8	Isopropylbenzene	0.0014	U
95-50-1	1,2-Dichlorobenzene	0.0027	U	79601-23-1	m&p-Xylenes	0.0014	U
107-06-2	1,2-Dichloroethane	0.0027	U	79-20-9	Methyl Acetate	0.0027	U
78-87-5	1,2-Dichloropropane	0.0027	U	108-87-2	Methylcyclohexane	0.0027	U
108-67-8	1,3,5-Trimethylbenzene	0.0014	U	75-09-2	Methylene Chloride	0.0027	U
541-73-1	1,3-Dichlorobenzene	0.0027	U	1634-04-4	Methyl-t-butyl ether	0.0014	U
106-46-7	1,4-Dichlorobenzene	0.0027	U	104-51-8	n-Butylbenzene	0.0014	U
123-91-1	1,4-Dioxane	0.14	U	103-65-1	n-Propylbenzene	0.0014	U
78-93-3	2-Butanone	0.0027	U	95-47-6	o-Xylene	0.0014	U
591-78-6	2-Hexanone	0.0027	U	135-98-8	sec-Butylbenzene	0.0014	U
99-87-6	4-Isopropyltoluene	0.0014	U	100-42-5	Styrene	0.0027	U
108-10-1	4-Methyl-2-Pentanone	0.0027	U	98-06-6	t-Butylbenzene	0.0014	U
67-64-1	Acetone	0.014	U	**127-18-4**	**Tetrachloroethene**	**0.0027**	**0.0035**
71-43-2	Benzene	0.0014	U	108-88-3	Toluene	0.0014	U
74-97-5	Bromochloromethane	0.0027	U	156-60-5	trans-1,2-Dichloroethene	0.0027	U
75-27-4	Bromodichloromethane	0.0027	U	10061-02-6	trans-1,3-Dichloropropene	0.0027	U
75-25-2	Bromoform	0.0027	U	79-01-6	Trichloroethene	0.0027	U
74-83-9	Bromomethane	0.0027	U	75-69-4	Trichlorofluoromethane	0.0027	U
75-15-0	Carbon Disulfide	0.0027	U	75-01-4	Vinyl Chloride	0.0027	U
56-23-5	Carbon Tetrachloride	0.0027	U	1330-20-7	Xylenes (Total)	0.0014	U

Worksheet #: 429501

Total Target Concentration 0.0035

ColumnID: (^) Indicates results from 2nd column

U - Indicates the compound was analyzed but not detected.
B - Indicates the analyte was found in the blank as well as in the sample.
E - Indicates the analyte concentration exceeds the calibration range of the instrument.
R - Retention Time Out
J - Indicates an estimated value when a compound is detected at less than the specified detection limit.
d - Pesticide %Diff>40% between columns due to coelution. Lower concentration used
Chlordane (Total) is sum of a-Chlordane and y-Chlordane.

Quantitation Report (QT Reviewed)

7062915 0059

SampleID : AC98737-006 Operator : SG Qt Meth : 2M_S0705.M
Data File: 2M113919.D Sam Mult : 1 Vial# : 50 Qt On : 07/06/17 12:52
Acq On : 07/ 5/17 23:40 Misc : S,5g!5 Qt Upd On: 07/06/17 12:35

Data Path : G:\GcMsData\2017\GCMS_2\Data\07-0517\
Qt Path : G:\GcMsData\2017\GCMS_2\MethodQt\
Qt Resp Via : Initial Calibration

Compound	R.T.	QIon	Response	Conc	Units	Dev(Min)
Internal Standards						
4) Fluorobenzene	4.616	96	150688	30.00	ug/l	0.00
52) Chlorobenzene-d5	6.451	117	98671	30.00	ug/l	0.00
70) 1,4-Dichlorobenzene-d4	7.878	152	48635	30.00	ug/l	0.00
System Monitoring Compounds						
37) Dibromofluoromethane	4.177	111	30600	32.51	ug/l	0.00
Spiked Amount 30.000			Recovery	=	108.37%	
39) 1,2-Dichloroethane-d4	4.406	67	10477	29.30	ug/l	0.00
Spiked Amount 30.000			Recovery	=	97.67%	
66) Toluene-d8	5.579	98	140583	25.70	ug/l	0.00
Spiked Amount 30.000			Recovery	=	85.67%	
76) Bromofluorobenzene	7.156	174	42787	31.09	ug/l	0.00
Spiked Amount 30.000			Recovery	=	103.63%	
Target Compounds						Qvalue
65) Tetrachloroethene	5.958	164	9818	2.5900	ug/l	78

(#) = qualifier out of range (m) = manual integration (+) = signals summed

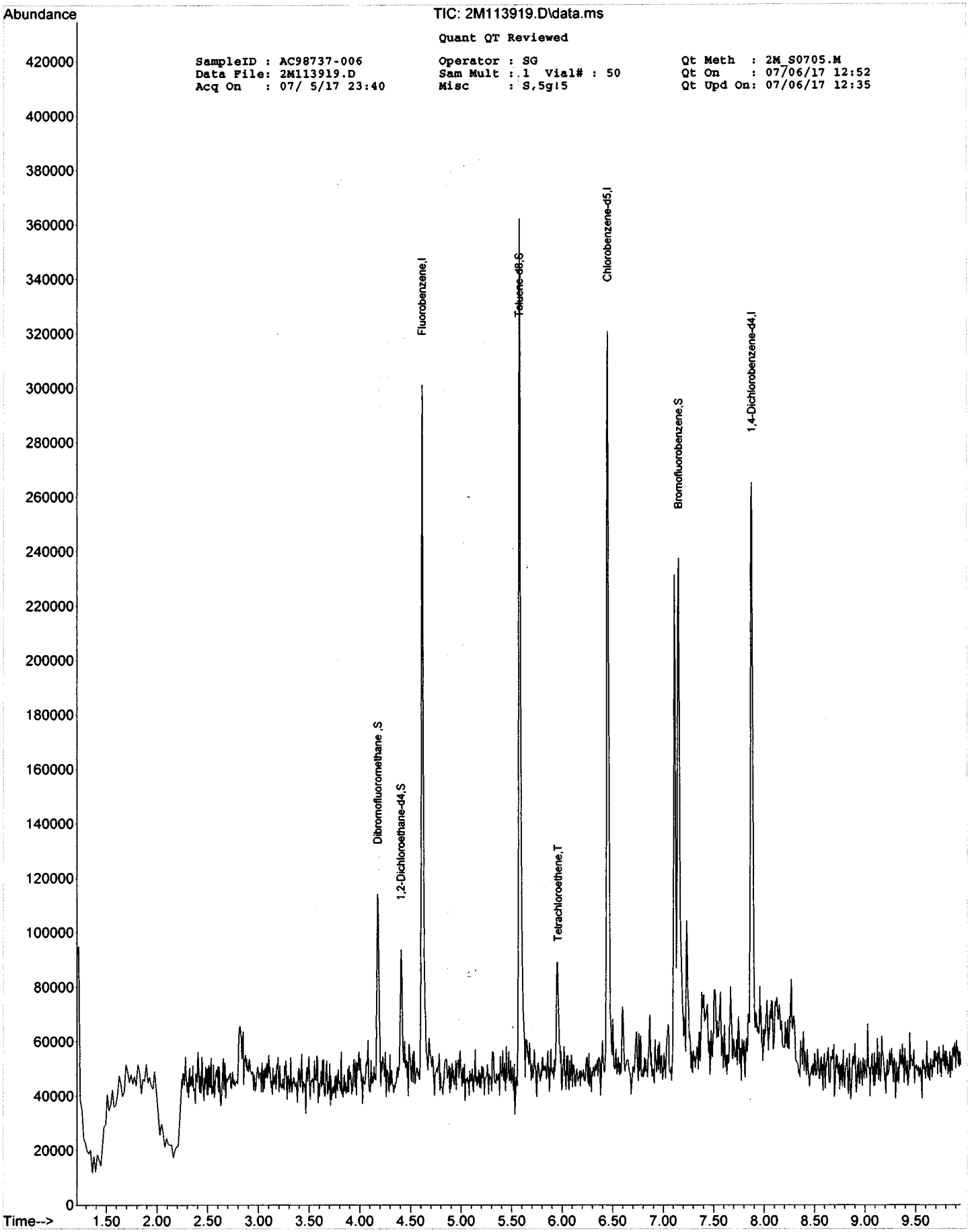
Abundance
TIC: 2M113919.D\data.ms
Quant QT Reviewed
SampleID : AC98737-006
Data File: 2M113919.D
Acq On : 07/ 5/17 23:40
Operator : SG
Sam Mult : 1 Vial# : 50
Misc : S,5g15
Qt Meth : 2M_S0705.M
Qt On : 07/06/17 12:52
Qt Upd On: 07/06/17 12:35
Dibromofluoromethane,S
1,2-Dichloroethane-d4,S
Fluorobenzene,I
Toluene-d8,S
Tetrachloroethene,T
Chlorobenzene-d5,I
Bromofluorobenzene,S
1,4-Dichlorobenzene-d4,I
Time-->

Form1

ORGANICS VOLATILE REPORT

Sample Number: AC98737-007
Client Id: SB-25
Data File: 2M113920.D
Analysis Date: 07/05/17 23:57
Date Rec/Extracted: 06/29/17-NA
Column: DB-624 25M 0.200mm ID 1.12um film

Method: EPA 8260C
Matrix: Soil
Initial Vol: 4.98g
Final Vol: NA
Dilution: 1.00
Solids: 87

Units: mg/Kg

Cas #	Compound	RL	Conc	Cas #	Compound	RL	Conc
71-55-6	1,1,1-Trichloroethane	0.0023	U	108-90-7	Chlorobenzene	0.0023	U
79-34-5	1,1,2,2-Tetrachloroethane	0.0023	U	75-00-3	Chloroethane	0.0023	U
76-13-1	1,1,2-Trichloro-1,2,2-trifluor	0.0023	U	67-66-3	Chloroform	0.0023	U
79-00-5	1,1,2-Trichloroethane	0.0023	U	74-87-3	Chloromethane	0.0023	U
75-34-3	1,1-Dichloroethane	0.0023	U	156-59-2	cis-1,2-Dichloroethene	0.0023	U
75-35-4	1,1-Dichloroethene	0.0023	U	10061-01-5	cis-1,3-Dichloropropene	0.0023	U
87-61-6	1,2,3-Trichlorobenzene	0.0023	U	110-82-7	Cyclohexane	0.0023	U
120-82-1	1,2,4-Trichlorobenzene	0.0023	U	124-48-1	Dibromochloromethane	0.0023	U
95-63-6	1,2,4-Trimethylbenzene	0.0012	U	75-71-8	Dichlorodifluoromethane	0.0023	U
96-12-8	1,2-Dibromo-3-Chloropropa	0.0023	U	100-41-4	Ethylbenzene	0.0012	U
106-93-4	1,2-Dibromoethane	0.0012	U	98-82-8	Isopropylbenzene	0.0012	U
95-50-1	1,2-Dichlorobenzene	0.0023	U	79601-23-1	m&p-Xylenes	0.0012	U
107-06-2	1,2-Dichloroethane	0.0023	U	79-20-9	Methyl Acetate	0.0023	U
78-87-5	1,2-Dichloropropane	0.0023	U	108-87-2	Methylcyclohexane	0.0023	U
108-67-8	1,3,5-Trimethylbenzene	0.0012	U	75-09-2	Methylene Chloride	0.0023	U
541-73-1	1,3-Dichlorobenzene	0.0023	U	1634-04-4	Methyl-t-butyl ether	0.0012	U
106-46-7	1,4-Dichlorobenzene	0.0023	U	104-51-8	n-Butylbenzene	0.0012	U
123-91-1	1,4-Dioxane	0.12	U	103-65-1	n-Propylbenzene	0.0012	U
78-93-3	2-Butanone	0.0023	U	95-47-6	o-Xylene	0.0012	U
591-78-6	2-Hexanone	0.0023	U	135-98-8	sec-Butylbenzene	0.0012	U
99-87-6	4-Isopropyltoluene	0.0012	U	100-42-5	Styrene	0.0023	U
108-10-1	4-Methyl-2-Pentanone	0.0023	U	98-06-6	t-Butylbenzene	0.0012	U
67-64-1	Acetone	0.012	U	127-18-4	Tetrachloroethene	0.0023	U
71-43-2	Benzene	0.0012	U	108-88-3	Toluene	0.0012	U
74-97-5	Bromochloromethane	0.0023	U	156-60-5	trans-1,2-Dichloroethene	0.0023	U
75-27-4	Bromodichloromethane	0.0023	U	10061-02-6	trans-1,3-Dichloropropene	0.0023	U
75-25-2	Bromoform	0.0023	U	79-01-6	Trichloroethene	0.0023	U
74-83-9	Bromomethane	0.0023	U	75-69-4	Trichlorofluoromethane	0.0023	U
75-15-0	Carbon Disulfide	0.0023	U	75-01-4	Vinyl Chloride	0.0023	U
56-23-5	Carbon Tetrachloride	0.0023	U	1330-20-7	Xylenes (Total)	0.0012	U

Worksheet #: 429501

Total Target Concentration 0

ColumnID: (^) Indicates results from 2nd column

U - Indicates the compound was analyzed but not detected.
B - Indicates the analyte was found in the blank as well as in the sample.
E - Indicates the analyte concentration exceeds the calibration range of the instrument.
R - Retention Time Out
J - Indicates an estimated value when a compound is detected at less than the specified detection limit.
d - Pesticide %Diff>40% between columns due to coelution. Lower concentration used
Chlordane (Total) is sum of a-Chlordane and y-Chlordane.

Quantitation Report (QT Reviewed)

7062915 0062

SampleID : AC98737-007 Operator : SG Qt Meth : 2M_S0705.M
Data File: 2M113920.D Sam Mult : 1 Vial# : 51 Qt On : 07/06/17 12:52
Acq On : 07/ 5/17 23:57 Misc : S,5g!5 Qt Upd On: 07/06/17 12:35

Data Path : G:\GcMsData\2017\GCMS_2\Data\07-0517\
Qt Path : G:\GcMsData\2017\GCMS_2\MethodQt\
Qt Resp Via : Initial Calibration

Compound	R.T.	QIon	Response	Conc Units	Dev(Min)
Internal Standards					
4) Fluorobenzene	4.616	96	155818	30.00 ug/l	0.00
52) Chlorobenzene-d5	6.451	117	96275	30.00 ug/l	0.00
70) 1,4-Dichlorobenzene-d4	7.877	152	44884	30.00 ug/l	0.00
System Monitoring Compounds					
37) Dibromofluoromethane	4.176	111	32956	33.86 ug/l	0.00
Spiked Amount 30.000			Recovery	= 112.87%	
39) 1,2-Dichloroethane-d4	4.411	67	11902	32.19 ug/l	0.00
Spiked Amount 30.000			Recovery	= 107.30%	
66) Toluene-d8	5.579	98	148029	27.74 ug/l	0.00
Spiked Amount 30.000			Recovery	= 92.47%	
76) Bromofluorobenzene	7.155	174	39995	31.49 ug/l	0.00
Spiked Amount 30.000			Recovery	= 104.97%	

Target Compounds Qvalue

(#) = qualifier out of range (m) = manual integration (+) = signals summed

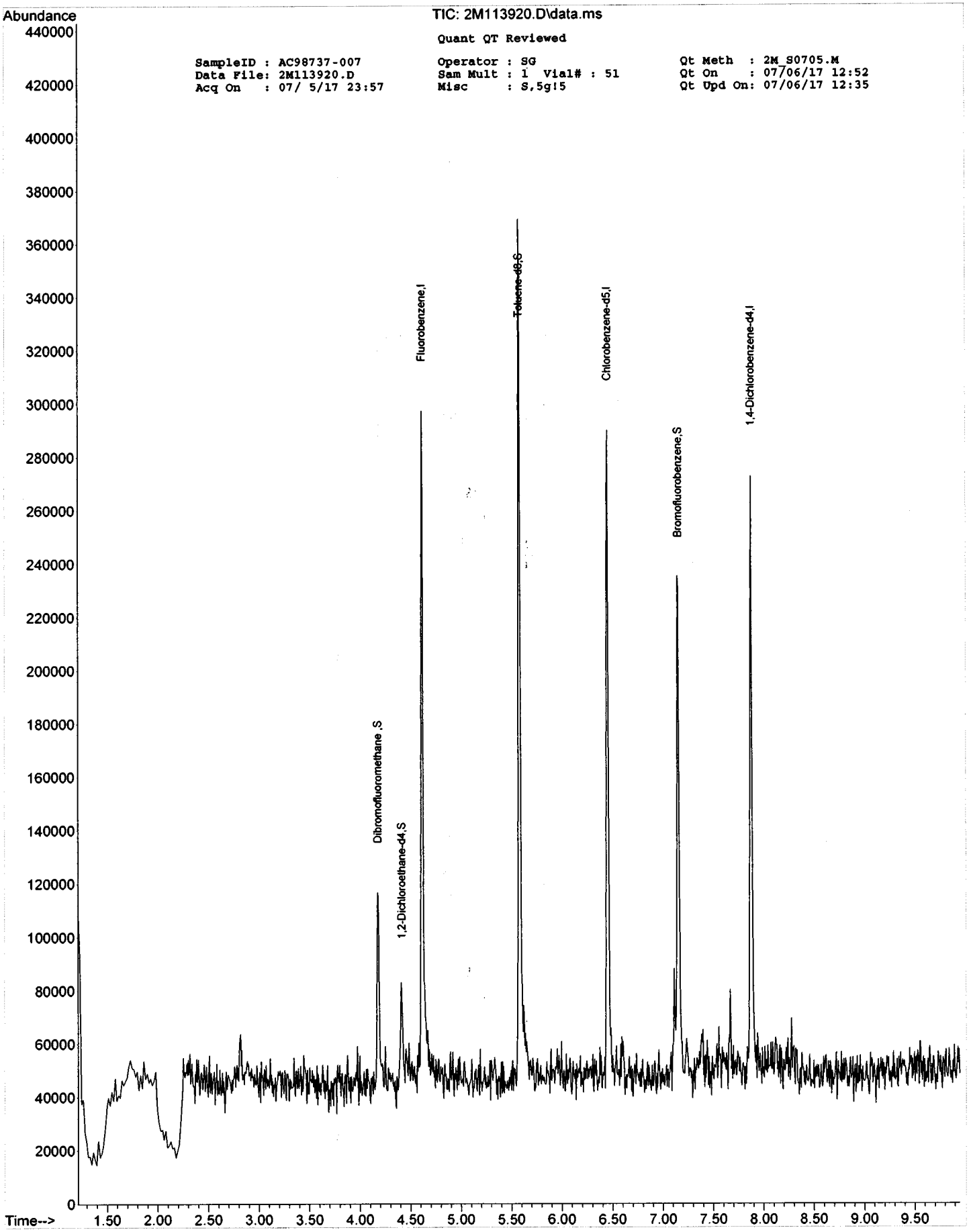
Abundance
TIC: 2M113920.D\data.ms
Quant QT Reviewed
SampleID : AC98737-007
Data File: 2M113920.D
Acq On : 07/ 5/17 23:57
Operator : SG
Sam Mult : 1 Vial# : 51
Misc : S,5g!5
Qt Meth : 2M_S0705.M
Qt On : 07/06/17 12:52
Qt Upd On: 07/06/17 12:35
Dibromofluoromethane ,S
1,2-Dichloroethane-d4,S
Fluorobenzene,I
Toluene-d8,S
Chlorobenzene-d5,I
Bromofluorobenzene,S
1,4-Dichlorobenzene-d4,I
Time-->

Form1

ORGANICS VOLATILE REPORT

Sample Number: AC98737-008
Client Id: SB-24C
Data File: 2M113921.D
Analysis Date: 07/06/17 00:14
Date Rec/Extracted: 06/29/17-NA
Column: DB-624 25M 0.200mm ID 1.12um film

Method: EPA 8260C
Matrix: Soil
Initial Vol: 4.94g
Final Vol: NA
Dilution: 1.01
Solids: 85

Units: mg/Kg

Cas #	Compound	RL	Conc	Cas #	Compound	RL	Conc
71-55-6	1,1,1-Trichloroethane	0.0024	U	108-90-7	Chlorobenzene	0.0024	U
79-34-5	1,1,2,2-Tetrachloroethane	0.0024	U	75-00-3	Chloroethane	0.0024	U
76-13-1	1,1,2-Trichloro-1,2,2-trifluor	0.0024	U	67-66-3	Chloroform	0.0024	U
79-00-5	1,1,2-Trichloroethane	0.0024	U	74-87-3	Chloromethane	0.0024	U
75-34-3	1,1-Dichloroethane	0.0024	U	156-59-2	cis-1,2-Dichloroethene	0.0024	U
75-35-4	1,1-Dichloroethene	0.0024	U	10061-01-5	cis-1,3-Dichloropropene	0.0024	U
87-61-6	1,2,3-Trichlorobenzene	0.0024	U	110-82-7	Cyclohexane	0.0024	U
120-82-1	1,2,4-Trichlorobenzene	0.0024	U	124-48-1	Dibromochloromethane	0.0024	U
95-63-6	1,2,4-Trimethylbenzene	0.0012	U	75-71-8	Dichlorodifluoromethane	0.0024	U
96-12-8	1,2-Dibromo-3-Chloropropa	0.0024	U	100-41-4	Ethylbenzene	0.0012	U
106-93-4	1,2-Dibromoethane	0.0012	U	98-82-8	Isopropylbenzene	0.0012	U
95-50-1	1,2-Dichlorobenzene	0.0024	U	79601-23-1	m&p-Xylenes	0.0012	U
107-06-2	1,2-Dichloroethane	0.0024	U	79-20-9	Methyl Acetate	0.0024	U
78-87-5	1,2-Dichloropropane	0.0024	U	108-87-2	Methylcyclohexane	0.0024	U
108-67-8	1,3,5-Trimethylbenzene	0.0012	U	**75-09-2**	**Methylene Chloride**	**0.0024**	**0.0096**
541-73-1	1,3-Dichlorobenzene	0.0024	U	1634-04-4	Methyl-t-butyl ether	0.0012	U
106-46-7	1,4-Dichlorobenzene	0.0024	U	91-20-3	Naphthalene	0.0012	U
123-91-1	1,4-Dioxane	0.12	U	104-51-8	n-Butylbenzene	0.0012	U
78-93-3	2-Butanone	0.0024	U	103-65-1	n-Propylbenzene	0.0012	U
591-78-6	2-Hexanone	0.0024	U	95-47-6	o-Xylene	0.0012	U
99-87-6	4-Isopropyltoluene	0.0012	U	135-98-8	sec-Butylbenzene	0.0012	U
108-10-1	4-Methyl-2-Pentanone	0.0024	U	100-42-5	Styrene	0.0024	U
67-64-1	Acetone	0.012	U	98-06-6	t-Butylbenzene	0.0012	U
71-43-2	Benzene	0.0012	U	127-18-4	Tetrachloroethene	0.0024	U
74-97-5	Bromochloromethane	0.0024	U	108-88-3	Toluene	0.0012	U
75-27-4	Bromodichloromethane	0.0024	U	156-60-5	trans-1,2-Dichloroethene	0.0024	U
75-25-2	Bromoform	0.0024	U	10061-02-6	trans-1,3-Dichloropropene	0.0024	U
74-83-9	Bromomethane	0.0024	U	79-01-6	Trichloroethene	0.0024	U
75-15-0	Carbon Disulfide	0.0024	U	75-69-4	Trichlorofluoromethane	0.0024	U
56-23-5	Carbon Tetrachloride	0.0024	U	75-01-4	Vinyl Chloride	0.0024	U
1330-20-7	Xylenes (Total)	0.0012	U				

Worksheet #: 429498

Total Target Concentration 0.0096

ColumnID: (^) Indicates results from 2nd column

U - Indicates the compound was analyzed but not detected.
B - Indicates the analyte was found in the blank as well as in the sample.
E - Indicates the analyte concentration exceeds the calibration range of the instrument.
R - Retention Time Out
J - Indicates an estimated value when a compound is detected at less than the specified detection limit.
d - Pesticide %Diff>40% between columns due to coelution. Lower concentration usea
Chlordane (Total) is sum of a-Chlordane and y-Chlordane.

Form1e

ORGANICS VOLATILE REPORT
Tentatively Identified Compounds

Sample Number: AC98737-008
Client Id: SB-24C
Data File: 2M113921.D
Analysis Date: 07/06/17 00:14
Date Rec/Extracted: 06/29/17-NA

Matrix: Soil
Initial Vol: 4.94g
Final Vol: NA
Dilution: 1.01
Solids: 85
Method: EPA 8260C

Units: mg/Kg

	Cas #	Compound	RT	Conc
1		unknown	7.11	0.0050 J

Worksheet #: 429498

Total Tentatively Identified Concentration 0.005

A - Indicates an aldol condensate.
J - Indicates an estimated value.
B - Indicates the analyte was found in the blank as well as in the sample.
Y - Indicates the analyte was found in the blank at <10% of the concentration of the sample.
<10% - Indicates the analyte was found in the blank at < 10% of nearest Internal Standard

Quantitation Report (QT/LSC Reviewed)

7062915 0066

SampleID : AC98737-008 Operator : SG Qt Meth : 2M_S0705.M
Data File: 2M113921.D Sam Mult : 1 Vial# : 52 Qt On : 07/06/17 12:52
Acq On : 07/ 6/17 00:14 Misc : S,5g!5 Qt Upd On: 07/06/17 12:35

Data Path : G:\GcMsData\2017\GCMS_2\Data\07-0517\
Qt Path : G:\GcMsData\2017\GCMS_2\MethodQt\
Qt Resp Via : Initial Calibration

Compound	R.T.	QIon	Response	Conc	Units	Dev(Min)
Internal Standards						
4) Fluorobenzene	4.615	96	143427	30.00	ug/l	0.00
52) Chlorobenzene-d5	6.451	117	95734	30.00	ug/l	0.00
70) 1,4-Dichlorobenzene-d4	7.877	152	39879	30.00	ug/l	0.00
System Monitoring Compounds						
37) Dibromofluoromethane	4.176	111	31233	34.86	ug/l	0.00
Spiked Amount 30.000			Recovery	=	116.20%	
39) 1,2-Dichloroethane-d4	4.399	67	11300	33.20	ug/l	-0.01
Spiked Amount 30.000			Recovery	=	110.67%	
66) Toluene-d8	5.584	98	146368	27.58	ug/l	0.00
Spiked Amount 30.000			Recovery	=	91.93%	
76) Bromofluorobenzene	7.155	174	39287	34.82	ug/l	0.00
Spiked Amount 30.000			Recovery	=	116.07%	
Target Compounds						Qvalue
15) Methylene Chloride	2.810	84	12594	8.0422	ug/l	87
Library Search Internal Standards TIC Results						
1) Fluorobenzene	4.615		411362	30.00	ug/l	--
2) Chlorobenzene-d5	6.451		396246	30.00	ug/l	--
3) 1,4-Dichlorobenzene-d4	7.877		314983	30.00	ug/l	--
Library Search Compounds						
1) UNKNOWN	7.110		55042	4.17	ug/l	--

(#) = qualifier out of range (m) = manual integration (+) = signals summed

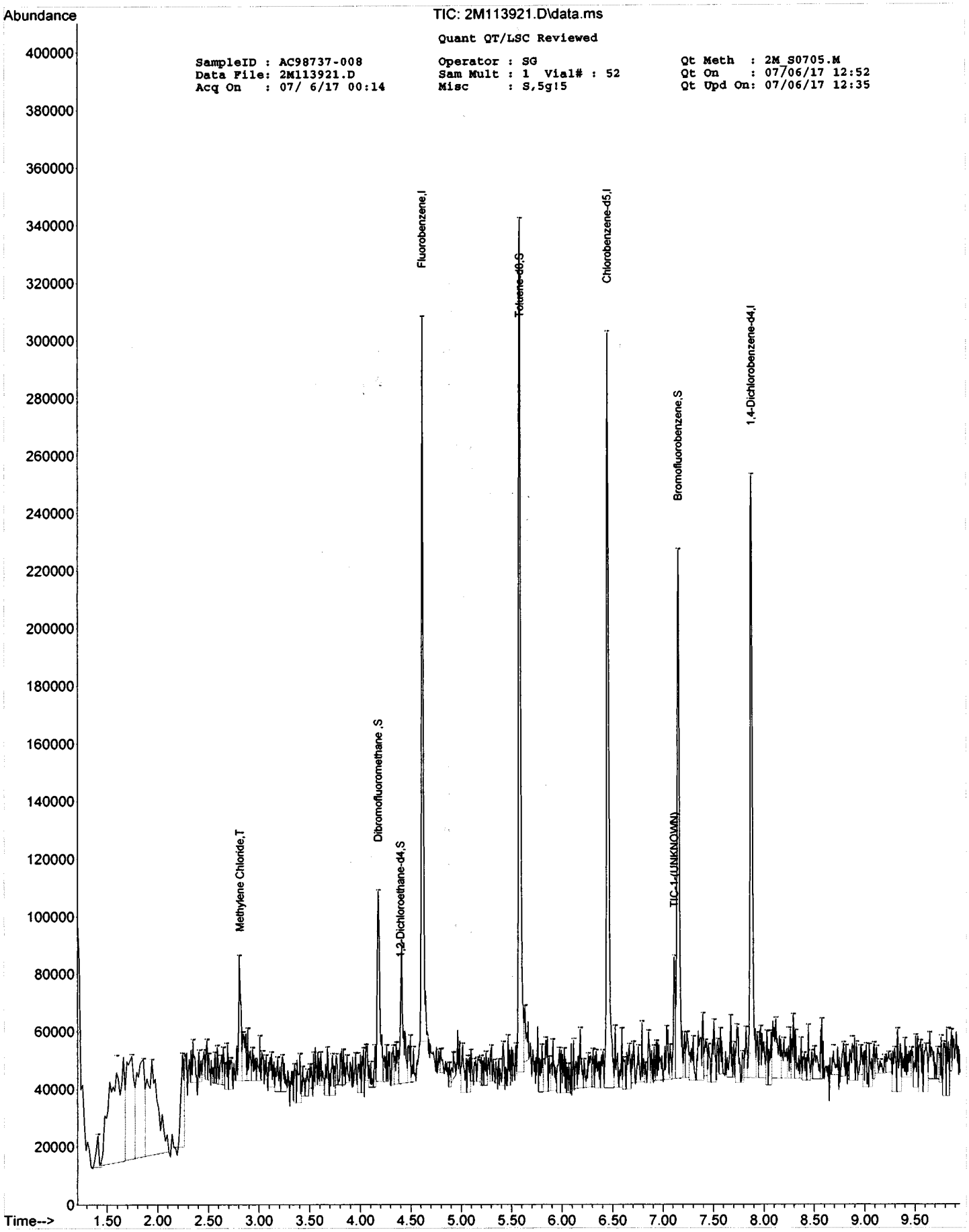
Abundance
TIC: 2M113921.D\data.ms
Quant QT/LSC Reviewed
SampleID : AC98737-008
Data File: 2M113921.D
Acq On : 07/ 6/17 00:14
Operator : SG
Sam Mult : 1 Vial# : 52
Misc : S,5g!5
Qt Meth : 2M_S0705.M
Qt On : 07/06/17 12:52
Qt Upd On: 07/06/17 12:35
Methylene Chloride,T
Dibromofluoromethane,S
1,2-Dichloroethane-d4,S
Fluorobenzene,I
Toluene-d8,S
Chlorobenzene-d5,I
TIC-1-(UNKNOWN)
Bromofluorobenzene,S
1,4-Dichlorobenzene-d4,I
Time-->

Form1

ORGANICS VOLATILE REPORT

Sample Number: AC98737-009
Client Id: SB-24
Data File: 6M55598.D
Analysis Date: 07/03/17 20:47
Date Rec/Extracted: 06/29/17-NA
Column: DB-624 25M 0.200mm ID 1.12um film

Method: EPA 8260C
Matrix: Soil
Initial Vol: 4.52g
Final Vol: NA
Dilution: 1.11
Solids: 86

Units: mg/Kg

Cas #	Compound	RL	Conc	Cas #	Compound	RL	Conc
71-55-6	1,1,1-Trichloroethane	0.0026	U	108-90-7	Chlorobenzene	0.0026	U
79-34-5	1,1,2,2-Tetrachloroethane	0.0026	U	75-00-3	Chloroethane	0.0026	U
76-13-1	1,1,2-Trichloro-1,2,2-trifluor	0.0026	U	67-66-3	Chloroform	0.0026	U
79-00-5	1,1,2-Trichloroethane	0.0026	U	74-87-3	Chloromethane	0.0026	U
75-34-3	1,1-Dichloroethane	0.0026	U	156-59-2	cis-1,2-Dichloroethene	0.0026	U
75-35-4	1,1-Dichloroethene	0.0026	U	10061-01-5	cis-1,3-Dichloropropene	0.0026	U
87-61-6	1,2,3-Trichlorobenzene	0.0026	U	110-82-7	Cyclohexane	0.0026	U
120-82-1	1,2,4-Trichlorobenzene	0.0026	U	124-48-1	Dibromochloromethane	0.0026	U
95-63-6	1,2,4-Trimethylbenzene	0.0013	U	75-71-8	Dichlorodifluoromethane	0.0026	U
96-12-8	1,2-Dibromo-3-Chloropropa	0.0026	U	100-41-4	Ethylbenzene	0.0013	U
106-93-4	1,2-Dibromoethane	0.0013	U	98-82-8	Isopropylbenzene	0.0013	U
95-50-1	1,2-Dichlorobenzene	0.0026	U	79601-23-1	m&p-Xylenes	0.0013	U
107-06-2	1,2-Dichloroethane	0.0026	U	79-20-9	Methyl Acetate	0.0026	U
78-87-5	1,2-Dichloropropane	0.0026	U	108-87-2	Methylcyclohexane	0.0026	U
108-67-8	1,3,5-Trimethylbenzene	0.0013	U	75-09-2	Methylene Chloride	0.0026	U
541-73-1	1,3-Dichlorobenzene	0.0026	U	1634-04-4	Methyl-t-butyl ether	0.0013	U
106-46-7	1,4-Dichlorobenzene	0.0026	U	104-51-8	n-Butylbenzene	0.0013	U
123-91-1	1,4-Dioxane	0.13	U	103-65-1	n-Propylbenzene	0.0013	U
78-93-3	**2-Butanone**	**0.0026**	**0.038**	95-47-6	o-Xylene	0.0013	U
591-78-6	2-Hexanone	0.0026	U	135-98-8	sec-Butylbenzene	0.0013	U
99-87-6	4-Isopropyltoluene	0.0013	U	100-42-5	Styrene	0.0026	U
108-10-1	4-Methyl-2-Pentanone	0.0026	U	98-06-6	t-Butylbenzene	0.0013	U
67-64-1	**Acetone**	**0.013**	**0.25**	127-18-4	Tetrachloroethene	0.0026	U
71-43-2	Benzene	0.0013	U	108-88-3	Toluene	0.0013	U
74-97-5	Bromochloromethane	0.0026	U	156-60-5	trans-1,2-Dichloroethene	0.0026	U
75-27-4	Bromodichloromethane	0.0026	U	10061-02-6	trans-1,3-Dichloropropene	0.0026	U
75-25-2	Bromoform	0.0026	U	79-01-6	Trichloroethene	0.0026	U
74-83-9	Bromomethane	0.0026	U	75-69-4	Trichlorofluoromethane	0.0026	U
75-15-0	**Carbon Disulfide**	**0.0026**	**0.0060**	75-01-4	Vinyl Chloride	0.0026	U
56-23-5	Carbon Tetrachloride	0.0026	U	1330-20-7	Xylenes (Total)	0.0013	U

Worksheet #: 429501

Total Target Concentration 0.29

ColumnID: (^) Indicates results from 2nd column

U - Indicates the compound was analyzed but not detected.
B - Indicates the analyte was found in the blank as well as in the sample.
E - Indicates the analyte concentration exceeds the calibration range of the instrument.
R - Retention Time Out
J - Indicates an estimated value when a compound is detected at less than the specified detection limit.
d - Pesticide %Diff>40% between columns due to coelution. Lower concentration usea
Chlordane (Total) is sum of a-Chlordane and y-Chlordane.

Quantitation Report (QT Reviewed)

7062915 0069

SampleID : AC98737-009 Operator : WP Qt Meth : 6M_S0615.M
Data File: 6M55598.D Sam Mult : 1 Vial# : 43 Qt On : 07/03/17 20:58
Acq On : 07/ 3/17 20:47 Misc : S,5g!7 Qt Upd On: 06/15/17 17:02

Data Path : G:\GcMsData\2017\GCMS_6\Data\07-0317\
Qt Path : G:\GcMsData\2017\GCMS_6\MethodQt\
Qt Resp Via : Initial Calibration

Compound	R.T.	QIon	Response	Conc	Units	Dev(Min)
Internal Standards						
4) Fluorobenzene	4.758	96	160564	30.00	ug/l	0.00
52) Chlorobenzene-d5	6.335	117	79379	30.00	ug/l	0.01
70) 1,4-Dichlorobenzene-d4	7.581	152	38837	30.00	ug/l	0.01
System Monitoring Compounds						
37) Dibromofluoromethane	4.378	111	37777	29.47	ug/l	0.01
Spiked Amount 30.000			Recovery = 98.23%			
39) 1,2-Dichloroethane-d4	4.577	67	15762	27.90	ug/l	0.00
Spiked Amount 30.000			Recovery = 93.00%			
66) Toluene-d8	5.582	98	145691	32.69	ug/l	0.00
Spiked Amount 30.000			Recovery = 108.97%			
76) Bromofluorobenzene	6.949	174	29094	23.90	ug/l	0.01
Spiked Amount 30.000			Recovery = 79.67%			
Target Compounds						Qvalue
19) Acetone	2.717	43	36406	194.4865	ug/l	93
20) Carbon Disulfide	2.873	76	46441m	4.6315	ug/l	
41) 2-Butanone	4.071	43	12772	29.8380	ug/l	79

(#) = qualifier out of range (m) = manual integration (+) = signals summed

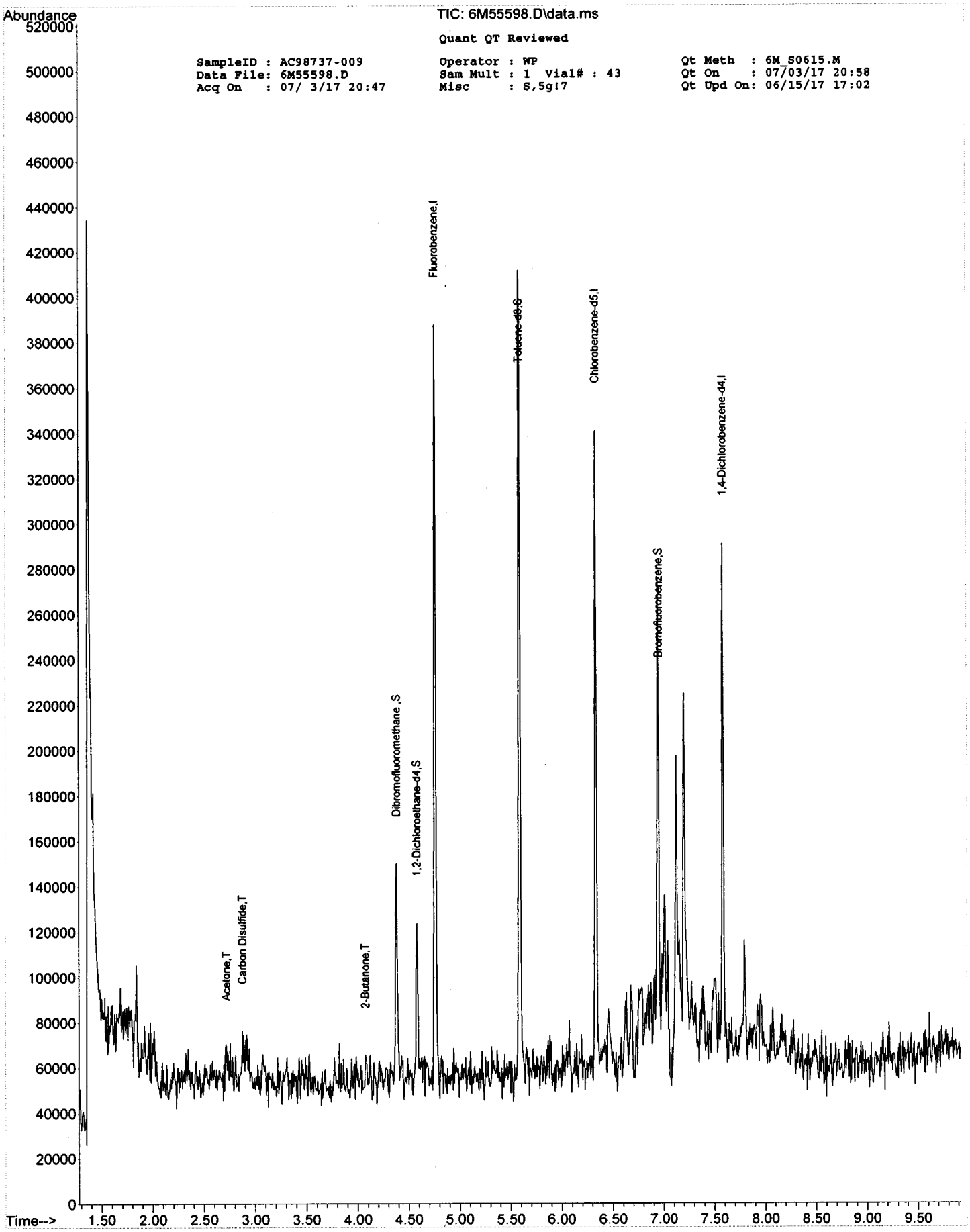
Abundance
TIC: 6M55598.D\data.ms
Quant QT Reviewed
SampleID : AC98737-009
Data File: 6M55598.D
Acq On : 07/ 3/17 20:47
Operator : WP
Sam Mult : 1 Vial# : 43
Misc : S,5g!7
Qt Meth : 6M_S0615.M
Qt On : 07/03/17 20:58
Qt Upd On: 06/15/17 17:02
Acetone,T
Carbon Disulfide,T
2-Butanone,T
Dibromofluoromethane,S
1,2-Dichloroethane-d4,S
Fluorobenzene,I
Toluene-d8,S
Chlorobenzene-d5,I
Bromofluorobenzene,S
1,4-Dichlorobenzene-d4,I
Time-->

Form1

ORGANICS VOLATILE REPORT

Sample Number: DAILY BLANK
Client Id:
Data File: 6M55594.D
Analysis Date: 07/03/17 19:41
Date Rec/Extracted:
Column: DB-624 25M 0.200mm ID 1.12um film

Method: EPA 8260C
Matrix: Soil
Initial Vol: 5g
Final Vol: NA
Dilution: 1.00
Solids: 100

Units: mg/Kg

Cas #	Compound	RL	Conc	Cas #	Compound	RL	Conc
71-55-6	1,1,1-Trichloroethane	0.0020	U	108-90-7	Chlorobenzene	0.0020	U
79-34-5	1,1,2,2-Tetrachloroethane	0.0020	U	75-00-3	Chloroethane	0.0020	U
76-13-1	1,1,2-Trichloro-1,2,2-trifluor	0.0020	U	67-66-3	Chloroform	0.0020	U
79-00-5	1,1,2-Trichloroethane	0.0020	U	74-87-3	Chloromethane	0.0020	U
75-34-3	1,1-Dichloroethane	0.0020	U	156-59-2	cis-1,2-Dichloroethene	0.0020	U
75-35-4	1,1-Dichloroethene	0.0020	U	10061-01-5	cis-1,3-Dichloropropene	0.0020	U
87-61-6	1,2,3-Trichlorobenzene	0.0020	U	110-82-7	Cyclohexane	0.0020	U
120-82-1	1,2,4-Trichlorobenzene	0.0020	U	124-48-1	Dibromochloromethane	0.0020	U
95-63-6	1,2,4-Trimethylbenzene	0.0010	U	75-71-8	Dichlorodifluoromethane	0.0020	U
96-12-8	1,2-Dibromo-3-Chloropropa	0.0020	U	100-41-4	Ethylbenzene	0.0010	U
106-93-4	1,2-Dibromoethane	0.0010	U	98-82-8	Isopropylbenzene	0.0010	U
95-50-1	1,2-Dichlorobenzene	0.0020	U	79601-23-1	m&p-Xylenes	0.0010	U
107-06-2	1,2-Dichloroethane	0.0020	U	79-20-9	Methyl Acetate	0.0020	U
78-87-5	1,2-Dichloropropane	0.0020	U	108-87-2	Methylcyclohexane	0.0020	U
108-67-8	1,3,5-Trimethylbenzene	0.0010	U	75-09-2	Methylene Chloride	0.0020	U
541-73-1	1,3-Dichlorobenzene	0.0020	U	1634-04-4	Methyl-t-butyl ether	0.0010	U
106-46-7	1,4-Dichlorobenzene	0.0020	U	104-51-8	n-Butylbenzene	0.0010	U
123-91-1	1,4-Dioxane	0.10	U	103-65-1	n-Propylbenzene	0.0010	U
78-93-3	2-Butanone	0.0020	U	95-47-6	o-Xylene	0.0010	U
591-78-6	2-Hexanone	0.0020	U	135-98-8	sec-Butylbenzene	0.0010	U
99-87-6	4-Isopropyltoluene	0.0010	U	100-42-5	Styrene	0.0020	U
108-10-1	4-Methyl-2-Pentanone	0.0020	U	98-06-6	t-Butylbenzene	0.0010	U
67-64-1	Acetone	0.010	U	127-18-4	Tetrachloroethene	0.0020	U
71-43-2	Benzene	0.0010	U	108-88-3	Toluene	0.0010	U
74-97-5	Bromochloromethane	0.0020	U	156-60-5	trans-1,2-Dichloroethene	0.0020	U
75-27-4	Bromodichloromethane	0.0020	U	10061-02-6	trans-1,3-Dichloropropene	0.0020	U
75-25-2	Bromoform	0.0020	U	79-01-6	Trichloroethene	0.0020	U
74-83-9	Bromomethane	0.0020	U	75-69-4	Trichlorofluoromethane	0.0020	U
75-15-0	Carbon Disulfide	0.0020	U	75-01-4	Vinyl Chloride	0.0020	U
56-23-5	Carbon Tetrachloride	0.0020	U				

Worksheet #: 429501 *Total Target Concentration* 0 ColumnID: (^) Indicates results from 2nd column

U - Indicates the compound was analyzed but not detected.
B - Indicates the analyte was found in the blank as well as in the sample.
E - Indicates the analyte concentration exceeds the calibration range of the instrument.
R - Retention Time Out
J - Indicates an estimated value when a compound is detected at less than the specified detection limit.
d - Pesticide %Diff>40% between columns due to coelution. Lower concentration used
Chlordane (Total) is sum of a-Chlordane and y-Chlordane.

Quantitation Report (QT/LSC Reviewed)

7062915 0072

SampleID : DAILY BLANK
Data File: 6M55594.D
Acq On : 07/ 3/17 19:41

Operator : WP
Sam Mult : 1 Vial# : 47
Misc : S,5g

Qt Meth : 6M_S0615.M
Qt On : 07/03/17 19:55
Qt Upd On: 06/15/17 17:02

Data Path : G:\GcMsData\2017\GCMS_6\Data\07-0317\
Qt Path : G:\GcMsData\2017\GCMS_6\MethodQt\
Qt Resp Via : Initial Calibration

Compound	R.T.	QIon	Response	Conc Units	Dev(Min)
Internal Standards					
4) Fluorobenzene	4.757	96	192031	30.00 ug/l	0.00
52) Chlorobenzene-d5	6.328	117	118630	30.00 ug/l	0.00
70) 1,4-Dichlorobenzene-d4	7.574	152	47431	30.00 ug/l	0.00
System Monitoring Compounds					
37) Dibromofluoromethane	4.377	111	46284	30.19 ug/l	0.01
Spiked Amount 30.000			Recovery	= 100.63%	
39) 1,2-Dichloroethane-d4	4.570	67	18157	26.87 ug/l	0.00
Spiked Amount 30.000			Recovery	= 89.57%	
66) Toluene-d8	5.581	98	169902	25.51 ug/l	0.00
Spiked Amount 30.000			Recovery	= 85.03%	
76) Bromofluorobenzene	6.936	174	42360	28.50 ug/l	0.00
Spiked Amount 30.000			Recovery	= 95.00%	

Target Compounds Qvalue

(#) = qualifier out of range (m) = manual integration (+) = signals summed

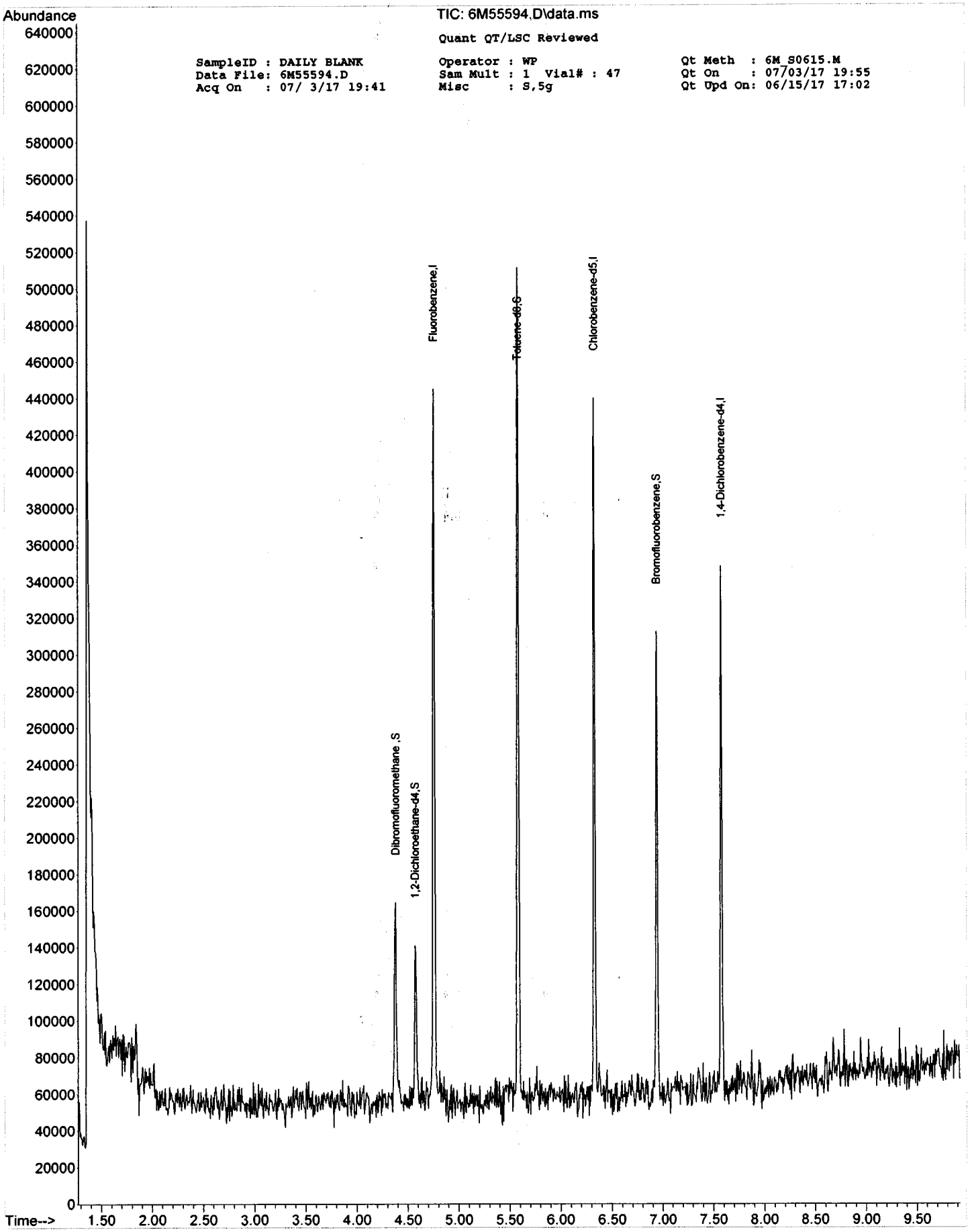
Abundance
TIC: 6M55594.D\data.ms
Quant QT/LSC Reviewed
SampleID : DAILY BLANK
Data File: 6M55594.D
Acq On : 07/ 3/17 19:41
Operator : WP
Sam Mult : 1 Vial# : 47
Misc : S,5g
Qt Meth : 6M_S0615.M
Qt On : 07/03/17 19:55
Qt Upd On: 06/15/17 17:02
Dibromofluoromethane,S
1,2-Dichloroethane-d4,S
Fluorobenzene,I
Toluene-d8,S
Chlorobenzene-d5,I
Bromofluorobenzene,S
1,4-Dichlorobenzene-d4,I
Time-->

Form1

ORGANICS VOLATILE REPORT

Sample Number: DAILY BLANK
Client Id:
Data File: 2M113895.D
Analysis Date: 07/05/17 16:49
Date Rec/Extracted:
Column: DB-624 25M 0.200mm ID 1.12um film

Method: EPA 8260C
Matrix: Soil
Initial Vol: 5g
Final Vol: NA
Dilution: 1.00
Solids: 100

Units: mg/Kg

Cas #	Compound	RL	Conc	Cas #	Compound	RL	Conc
71-55-6	1,1,1-Trichloroethane	0.0020	U	108-90-7	Chlorobenzene	0.0020	U
79-34-5	1,1,2,2-Tetrachloroethane	0.0020	U	75-00-3	Chloroethane	0.0020	U
76-13-1	1,1,2-Trichloro-1,2,2-trifluor	0.0020	U	67-66-3	Chloroform	0.0020	U
79-00-5	1,1,2-Trichloroethane	0.0020	U	74-87-3	Chloromethane	0.0020	U
75-34-3	1,1-Dichloroethane	0.0020	U	156-59-2	cis-1,2-Dichloroethene	0.0020	U
75-35-4	1,1-Dichloroethene	0.0020	U	10061-01-5	cis-1,3-Dichloropropene	0.0020	U
87-61-6	1,2,3-Trichlorobenzene	0.0020	U	110-82-7	Cyclohexane	0.0020	U
120-82-1	1,2,4-Trichlorobenzene	0.0020	U	124-48-1	Dibromochloromethane	0.0020	U
95-63-6	1,2,4-Trimethylbenzene	0.0010	U	75-71-8	Dichlorodifluoromethane	0.0020	U
96-12-8	1,2-Dibromo-3-Chloropropa	0.0020	U	100-41-4	Ethylbenzene	0.0010	U
106-93-4	1,2-Dibromoethane	0.0010	U	98-82-8	Isopropylbenzene	0.0010	U
95-50-1	1,2-Dichlorobenzene	0.0020	U	79601-23-1	m&p-Xylenes	0.0010	U
107-06-2	1,2-Dichloroethane	0.0020	U	79-20-9	Methyl Acetate	0.0020	U
78-87-5	1,2-Dichloropropane	0.0020	U	108-87-2	Methylcyclohexane	0.0020	U
108-67-8	1,3,5-Trimethylbenzene	0.0010	U	75-09-2	Methylene Chloride	0.0020	U
541-73-1	1,3-Dichlorobenzene	0.0020	U	1634-04-4	Methyl-t-butyl ether	0.0010	U
106-46-7	1,4-Dichlorobenzene	0.0020	U	104-51-8	n-Butylbenzene	0.0010	U
123-91-1	1,4-Dioxane	0.10	U	103-65-1	n-Propylbenzene	0.0010	U
78-93-3	2-Butanone	0.0020	U	95-47-6	o-Xylene	0.0010	U
591-78-6	2-Hexanone	0.0020	U	135-98-8	sec-Butylbenzene	0.0010	U
99-87-6	4-Isopropyltoluene	0.0010	U	100-42-5	Styrene	0.0020	U
108-10-1	4-Methyl-2-Pentanone	0.0020	U	98-06-6	t-Butylbenzene	0.0010	U
67-64-1	Acetone	0.010	U	127-18-4	Tetrachloroethene	0.0020	U
71-43-2	Benzene	0.0010	U	108-88-3	Toluene	0.0010	U
74-97-5	Bromochloromethane	0.0020	U	156-60-5	trans-1,2-Dichloroethene	0.0020	U
75-27-4	Bromodichloromethane	0.0020	U	10061-02-6	trans-1,3-Dichloropropene	0.0020	U
75-25-2	Bromoform	0.0020	U	79-01-6	Trichloroethene	0.0020	U
74-83-9	Bromomethane	0.0020	U	75-69-4	Trichlorofluoromethane	0.0020	U
75-15-0	Carbon Disulfide	0.0020	U	75-01-4	Vinyl Chloride	0.0020	U
56-23-5	Carbon Tetrachloride	0.0020	U				

Worksheet #: 429501 *Total Target Concentration* 0 ColumnID: (^) Indicates results from 2nd column

U - Indicates the compound was analyzed but not detected.
B - Indicates the analyte was found in the blank as well as in the sample.
E - Indicates the analyte concentration exceeds the calibration range of the instrument.
R - Retention Time Out
J - Indicates an estimated value when a compound is detected at less than the specified detection limit.
d - Pesticide %Diff>40% between columns due to coelution. Lower concentration usea
Chlordane (Total) is sum of a-Chlordane and y-Chlordane.

Quantitation Report (QT/LSC Reviewed)

7062915 0075

SampleID : DAILY BLANK
Data File: 2M113895.D
Acq On : 07/ 5/17 16:49

Operator : SG
Sam Mult : 1 Vial# : 26
Misc : S,5G

Qt Meth : 2M_S0705.M
Qt On : 07/06/17 12:51
Qt Upd On: 07/06/17 12:35

Data Path : G:\GcMsData\2017\GCMS_2\Data\07-0517\
Qt Path : G:\GcMsData\2017\GCMS_2\MethodQt\
Qt Resp Via : Initial Calibration

Compound	R.T.	QIon	Response	Conc Units	Dev(Min)
Internal Standards					
4) Fluorobenzene	4.621	96	179127m	30.00 ug/l	0.00
52) Chlorobenzene-d5	6.451	117	126600	30.00 ug/l	0.00
70) 1,4-Dichlorobenzene-d4	7.877	152	59557	30.00 ug/l	0.00
System Monitoring Compounds					
37) Dibromofluoromethane	4.176	111	40995	36.64 ug/l	0.00
Spiked Amount 30.000			Recovery	= 122.13%	
39) 1,2-Dichloroethane-d4	4.405	67	11162	26.26 ug/l	0.00
Spiked Amount 30.000			Recovery	= 87.53%	
66) Toluene-d8	5.584	98	186120	26.52 ug/l	0.00
Spiked Amount 30.000			Recovery	= 88.40%	
76) Bromofluorobenzene	7.155	174	48626	28.86 ug/l	0.00
Spiked Amount 30.000			Recovery	= 96.20%	

Target Compounds Qvalue

(#) = qualifier out of range (m) = manual integration (+) = signals summed

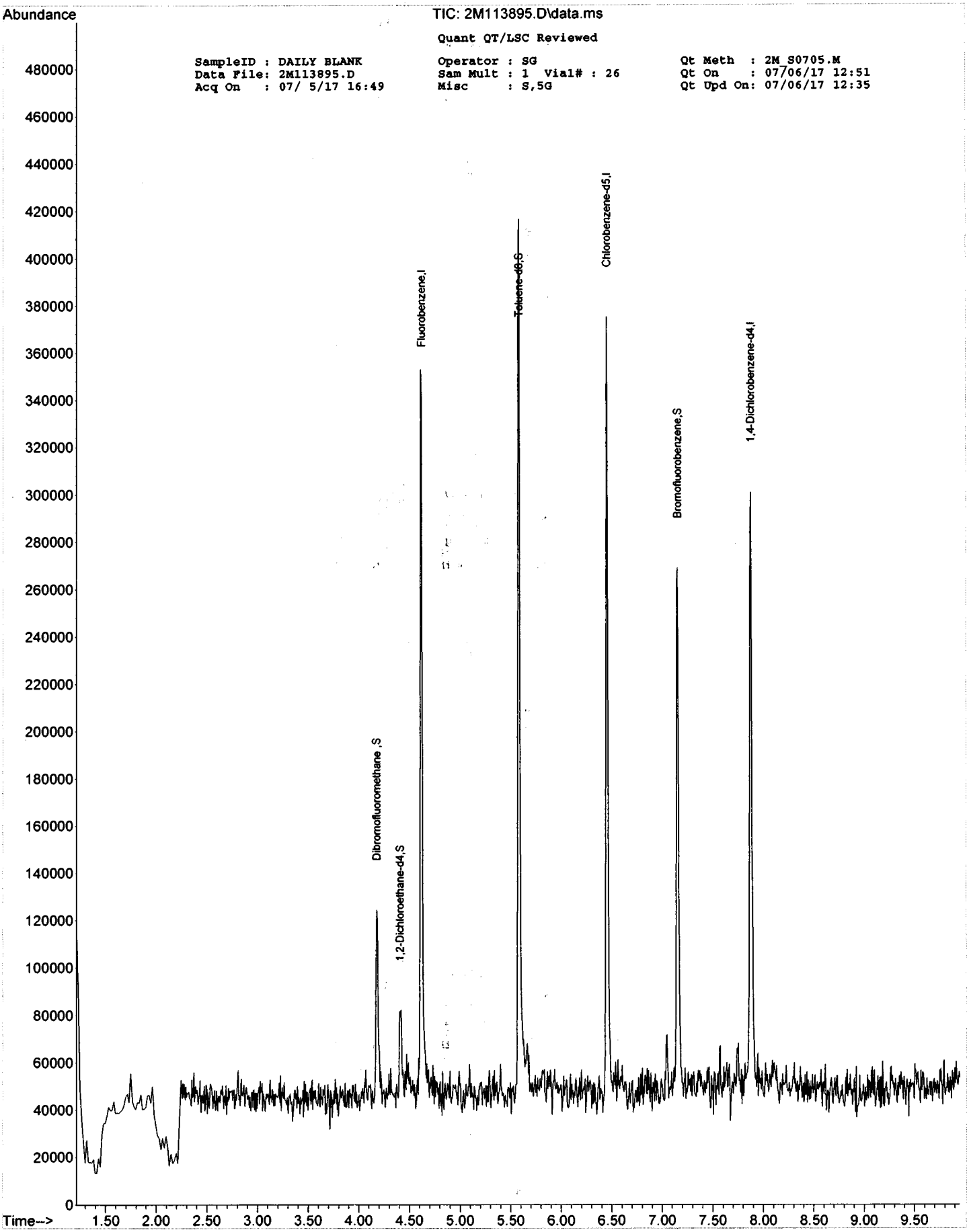
Abundance
TIC: 2M113895.D\data.ms
Quant QT/LSC Reviewed
SampleID : DAILY BLANK
Data File: 2M113895.D
Acq On : 07/ 5/17 16:49
Operator : SG
Sam Mult : 1 Vial# : 26
Misc : S,5G
Qt Meth : 2M_S0705.M
Qt On : 07/06/17 12:51
Qt Upd On: 07/06/17 12:35
Dibromofluoromethane ,S
1,2-Dichloroethane-d4,S
Fluorobenzene,I
Toluene-d8,S
Chlorobenzene-d5,I
Bromofluorobenzene,S
1,4-Dichlorobenzene-d4,I
Time-->

Form1

ORGANICS VOLATILE REPORT

Sample Number: DAILY BLANK
Client Id:
Data File: 2M113895.D
Analysis Date: 07/05/17 16:49
Date Rec/Extracted:
Column: DB-624 25M 0.200mm ID 1.12um film

Method: EPA 8260C
Matrix: Soil
Initial Vol: 5g
Final Vol: NA
Dilution: 1.00
Solids: 100

Units: mg/Kg

Cas #	Compound	RL	Conc	Cas #	Compound	RL	Conc
71-55-6	1,1,1-Trichloroethane	0.0020	U	108-90-7	Chlorobenzene	0.0020	U
79-34-5	1,1,2,2-Tetrachloroethane	0.0020	U	75-00-3	Chloroethane	0.0020	U
76-13-1	1,1,2-Trichloro-1,2,2-trifluor	0.0020	U	67-66-3	Chloroform	0.0020	U
79-00-5	1,1,2-Trichloroethane	0.0020	U	74-87-3	Chloromethane	0.0020	U
75-34-3	1,1-Dichloroethane	0.0020	U	156-59-2	cis-1,2-Dichloroethene	0.0020	U
75-35-4	1,1-Dichloroethene	0.0020	U	10061-01-5	cis-1,3-Dichloropropene	0.0020	U
87-61-6	1,2,3-Trichlorobenzene	0.0020	U	110-82-7	Cyclohexane	0.0020	U
120-82-1	1,2,4-Trichlorobenzene	0.0020	U	124-48-1	Dibromochloromethane	0.0020	U
95-63-6	1,2,4-Trimethylbenzene	0.0010	U	75-71-8	Dichlorodifluoromethane	0.0020	U
96-12-8	1,2-Dibromo-3-Chloropropa	0.0020	U	100-41-4	Ethylbenzene	0.0010	U
106-93-4	1,2-Dibromoethane	0.0010	U	98-82-8	Isopropylbenzene	0.0010	U
95-50-1	1,2-Dichlorobenzene	0.0020	U	79601-23-1	m&p-Xylenes	0.0010	U
107-06-2	1,2-Dichloroethane	0.0020	U	79-20-9	Methyl Acetate	0.0020	U
78-87-5	1,2-Dichloropropane	0.0020	U	108-87-2	Methylcyclohexane	0.0020	U
108-67-8	1,3,5-Trimethylbenzene	0.0010	U	75-09-2	Methylene Chloride	0.0020	U
541-73-1	1,3-Dichlorobenzene	0.0020	U	1634-04-4	Methyl-t-butyl ether	0.0010	U
106-46-7	1,4-Dichlorobenzene	0.0020	U	91-20-3	Naphthalene	0.0010	U
123-91-1	1,4-Dioxane	0.10	U	104-51-8	n-Butylbenzene	0.0010	U
78-93-3	2-Butanone	0.0020	U	103-65-1	n-Propylbenzene	0.0010	U
591-78-6	2-Hexanone	0.0020	U	95-47-6	o-Xylene	0.0010	U
99-87-6	4-Isopropyltoluene	0.0010	U	135-98-8	sec-Butylbenzene	0.0010	U
108-10-1	4-Methyl-2-Pentanone	0.0020	U	100-42-5	Styrene	0.0020	U
67-64-1	Acetone	0.010	U	98-06-6	t-Butylbenzene	0.0010	U
71-43-2	Benzene	0.0010	U	127-18-4	Tetrachloroethene	0.0020	U
74-97-5	Bromochloromethane	0.0020	U	108-88-3	Toluene	0.0010	U
75-27-4	Bromodichloromethane	0.0020	U	156-60-5	trans-1,2-Dichloroethene	0.0020	U
75-25-2	Bromoform	0.0020	U	10061-02-6	trans-1,3-Dichloropropene	0.0020	U
74-83-9	Bromomethane	0.0020	U	79-01-6	Trichloroethene	0.0020	U
75-15-0	Carbon Disulfide	0.0020	U	75-69-4	Trichlorofluoromethane	0.0020	U
56-23-5	Carbon Tetrachloride	0.0020	U	75-01-4	Vinyl Chloride	0.0020	U

Worksheet #: 429498

Total Target Concentration 0

ColumnID: (^) Indicates results from 2nd column

U - Indicates the compound was analyzed but not detected.
B - Indicates the analyte was found in the blank as well as in the sample.
E - Indicates the analyte concentration exceeds the calibration range of the instrument.
R - Retention Time Out
J - Indicates an estimated value when a compound is detected at less than the specified detection limit.
d - Pesticide %Diff>40% between columns due to coelution. Lower concentration used
Chlordane (Total) is sum of a-Chlordane and y-Chlordane.

Form1e

ORGANICS VOLATILE REPORT
Tentatively Identified Compounds

Sample Number: DAILY BLANK
Client Id:
Data File: 2M113895.D
Analysis Date: 07/05/17 16:49
Date Rec/Extracted:

Matrix: Soil
Initial Vol: 5g
Final Vol: NA
Dilution: 1.00
Solids: 100
Method: EPA 8260C

Units: mg/Kg

	Cas #	Compound	RT	Conc
1		No Unknown Compounds Detected	0.00	0 J

Worksheet #: 429498

Total Tentatively Identified Concentration 0

A - Indicates an aldol condensate.
J - Indicates an estimated value.
B - Indicates the analyte was found in the blank as well as in the sample.
Y - Indicates the analyte was found in the blank at <10% of the concentration of the sample.
<10% - Indicates the analyte was found in the blank at < 10% of nearest Internal Standard

Quantitation Report (QT/LSC Reviewed)

7062915 0079

SampleID : DAILY BLANK
Data File: 2M113895.D
Acq On : 07/ 5/17 16:49

Operator : SG
Sam Mult : 1 Vial# : 26
Misc : S,5G

Qt Meth : 2M_S0705.M
Qt On : 07/06/17 12:51
Qt Upd On: 07/06/17 12:35

Data Path : G:\GcMsData\2017\GCMS_2\Data\07-0517\
Qt Path : G:\GcMsData\2017\GCMS_2\MethodQt\
Qt Resp Via : Initial Calibration

Compound	R.T.	QIon	Response	Conc	Units	Dev(Min)
Internal Standards						
4) Fluorobenzene	4.621	96	179127m	30.00	ug/l	0.00
52) Chlorobenzene-d5	6.451	117	126600	30.00	ug/l	0.00
70) 1,4-Dichlorobenzene-d4	7.877	152	59557	30.00	ug/l	0.00
System Monitoring Compounds						
37) Dibromofluoromethane	4.176	111	40995	36.64	ug/l	0.00
Spiked Amount 30.000			Recovery = 122.13%			
39) 1,2-Dichloroethane-d4	4.405	67	11162	26.26	ug/l	0.00
Spiked Amount 30.000			Recovery = 87.53%			
66) Toluene-d8	5.584	98	186120	26.52	ug/l	0.00
Spiked Amount 30.000			Recovery = 88.40%			
76) Bromofluorobenzene	7.155	174	48626	28.86	ug/l	0.00
Spiked Amount 30.000			Recovery = 96.20%			
Target Compounds						Qvalue
Library Search Internal Standards TIC Results						
1) Fluorobenzene	4.615		509824	30.00	ug/l	--
2) Chlorobenzene-d5	6.451		491074	30.00	ug/l	--
3) 1,4-Dichlorobenzene-d4	7.877		415664	30.00	ug/l	--
Library Search Compounds						

(#) = qualifier out of range (m) = manual integration (+) = signals summed

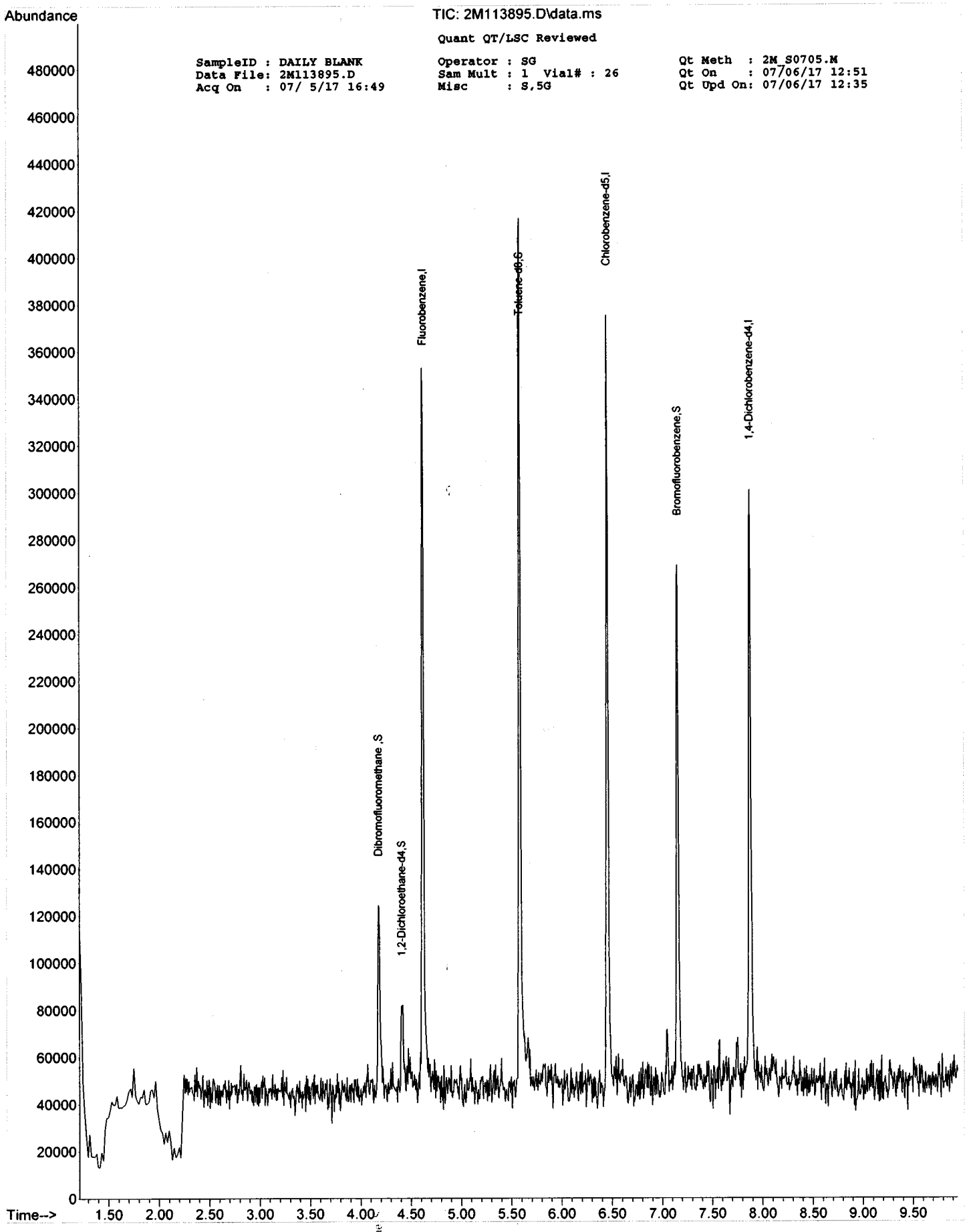
Abundance
TIC: 2M113895.D\data.ms
Quant QT/LSC Reviewed
SampleID : DAILY BLANK
Data File: 2M113895.D
Acq On : 07/ 5/17 16:49
Operator : SG
Sam Mult : 1 Vial# : 26
Misc : S,5G
Qt Meth : 2M_S0705.M
Qt On : 07/06/17 12:51
Qt Upd On: 07/06/17 12:35
Dibromofluoromethane ,S
1,2-Dichloroethane-d4,S
Fluorobenzene,I
Toluene-d8,S
Chlorobenzene-d5,I
Bromofluorobenzene,S
1,4-Dichlorobenzene-d4,I
Time-->

FORM2

Surrogate Recovery Method: EPA 8260C

Dfile	Sample#	Matrix	Date/Time	Surr Dil	Dilute Out Flag	Column1 S1 Recov	Column1 S2 Recov	Column1 S3 Recov	Column1 S4 Recov	Column0 S5 Recov	Column0 S6 Recov
2M113895.D	DAILY BLANK	S	07/05/17 16:49	1		122	88	88	96		
6M55382.D	DAILY BLANK	S	06/27/17 10:11	1		103	105	81	113		
6M55594.D	DAILY BLANK	S	07/03/17 19:41	1		101	90	85	95		
6M55604.D	AC98737-001	S	07/03/17 22:25	1		101	83	102	100		
6M55605.D	AC98737-002	S	07/03/17 22:44	1		105	111	89	83		
6M55606.D	AC98737-003	S	07/03/17 23:00	1		103	103	84	110		
2M113918.D	AC98737-004	S	07/05/17 23:23	1		125	96	86	108		
6M55599.D	AC98737-005	S	07/03/17 21:04	1		113	109	98	103		
2M113919.D	AC98737-006	S	07/05/17 23:40	1		108	98	86	104		
2M113920.D	AC98737-007	S	07/05/17 23:57	1		113	107	92	105		
6M55598.D	AC98737-009	S	07/03/17 20:47	1		98	93	109	80		
2M113896.D	MBS61566	S	07/05/17 17:10	1		110	73	90	106		
2M113897.D	AC98767-008(MS)	S	07/05/17 17:27	1		105	92	99	93		
2M113898.D	AC98767-008(MSD)	S	07/05/17 17:44	1		93	75	100	106		
2M113899.D	AC98767-008	S	07/05/17 18:01	1		119	133	88	100		
6M55383.D	AC98595-001	S	06/27/17 10:28	1		109	105	106	99		
6M55384.D	MBS61515	S	06/27/17 10:44	1		100	101	97	101		
6M55600.D	AC98595-001(MS)	S	07/03/17 21:21	1		95	96	101	93		
6M55601.D	AC98595-001(MSD)	S	07/03/17 21:37	1		92	100	91	100		
6M55602.D	MBS61562	S	07/03/17 21:54	1		105	104	93	110		

Flags: SD=Surrogate diluted out
*=Surrogate out

Method: EPA 8260C

Soil Laboratory Limits

Compound	Spike Amt	Limits
S1=Dibromofluoromethane	30	63-140
S2=1,2-Dichloroethane-d4	30	63-143
S3=Toluene-d8	30	68-122
S4=Bromofluorobenzene	30	64-129

FORM2

Surrogate Recovery

Method: EPA 8260C

Dfile	Sample#	Matrix	Date/Time	Surr Dil	Dilute Out Flag	Column1 S1 Recov	Column1 S2 Recov	Column1 S3 Recov	Column1 S4 Recov	Column0 S5 Recov	Column0 S6 Recov
2M113895.D	DAILY BLANK	S	07/05/17 16:49	1		122	88	88	96		
2M113921.D	AC98737-008	S	07/06/17 00:14	1		116	111	92	116		
2M113923.D	AC98716-001(MS)	S	07/06/17 00:47	1		88	95	96	97		
2M113924.D	AC98716-001(MSD)	S	07/06/17 01:04	1		120	110	90	110		
2M113925.D	MBS61569	S	07/06/17 01:21	1		88	82	98	106		
2M113926.D	AC98716-001	S	07/06/17 01:38	1		96	104	84	100		

Flags: SD=Surrogate diluted out
*=Surrogate out

Method: EPA 8260C

Soil Laboratory Limits

Compound	Spike Amt	Limits
S1=Dibromofluoromethane	30	63-140
S2=1,2-Dichloroethane-d4	30	63-143
S3=Toluene-d8	30	68-122
S4=Bromofluorobenzene	30	64-129

Form3
Recovery Data Laboratory Limits
QC Batch: MBS61515

Data File	Sample ID:	Analysis Date
Spike or Dup: 6M55384.D	MBS61515	6/27/2017 10:44:00 AM
Non Spike(If applicable):		
Inst Blank(If applicable):		

Method: 8260C Matrix: Soil QC Type: MBS

Analyte:	Col	Spike Conc	Sample Conc	Expected Conc	Recovery	Lower Limit	Upper Limit
Chlorodifluoromethane	1	46.8991	0	50	94	20	130
Dichlorodifluoromethane	1	18.9155	0	50	38	20	130
Chloromethane	1	30.4835	0	50	61	20	130
Bromomethane	1	43.8152	0	50	88	20	130
Vinyl Chloride	1	39.4533	0	50	79	20	130
Chloroethane	1	27.4453	0	50	55	20	130
Trichlorofluoromethane	1	49.4187	0	50	99	20	130
Ethyl ether	1	44.4098	0	50	89	50	130
Furan	1	27.7211	0	50	55	50	130
1,1,2-Trichloro-1,2,2-trifluoroethane	1	49.6378	0	50	99	50	130
Methylene Chloride	1	56.1039	0	50	112	50	130
Acrolein	1	320.4353	0	200	160*	20	130
Acrylonitrile	1	54.617	0	50	109	20	130
Iodomethane	1	28.7469	0	50	57	50	130
Acetone	1	236.031	0	200	118	20	130
Carbon Disulfide	1	23.6652	0	50	47*	50	130
t-Butyl Alcohol	1	346.1128	0	200	173*	20	130
n-Hexane	1	48.2267	0	50	96	50	130
Di-isopropyl-ether	1	44.4112	0	50	89	50	130
1,1-Dichloroethene	1	35.2193	0	50	70	50	130
Methyl Acetate	1	49.1318	0	50	98	50	130
Methyl-t-butyl ether	1	49.8314	0	50	100	50	130
1,1-Dichloroethane	1	49.3965	0	50	99	50	130
trans-1,2-Dichloroethene	1	45.5357	0	50	91	50	130
Ethyl-t-butyl ether	1	47.3486	0	50	95	50	130
cis-1,2-Dichloroethene	1	47.0173	0	50	94	50	130
Bromochloromethane	1	42.8066	0	50	86	50	130
2,2-Dichloropropane	1	48.0428	0	50	96	50	130
Ethyl acetate	1	44.3266	0	50	89	50	130
1,4-Dioxane	1	2407.371	0	2500	96	50	130
1,1-Dichloropropene	1	49.7693	0	50	100	50	130
Chloroform	1	47.3784	0	50	95	50	130
Cyclohexane	1	47.9458	0	50	96	50	130
1,2-Dichloroethane	1	45.7129	0	50	91	50	130
2-Butanone	1	54.2018	0	50	108	20	130
1,1,1-Trichloroethane	1	48.1934	0	50	96	50	130
Carbon Tetrachloride	1	50.6584	0	50	101	50	130
Vinyl Acetate	1	46.3884	0	50	93	50	130
Bromodichloromethane	1	43.7507	0	50	88	50	130
Methylcyclohexane	1	46.852	0	50	94	50	130
Dibromomethane	1	45.436	0	50	91	50	130
1,2-Dichloropropane	1	46.1307	0	50	92	50	130
Trichloroethene	1	52.557	0	50	105	50	130
Benzene	1	54.8576	0	50	110	50	130
tert-Amyl methyl ether	1	42.1975	0	50	84	50	130
Iso-propylacetate	1	39.2319	0	50	78	50	130
Methyl methacrylate	1	35.4957	0	50	71	50	130
Dibromochloromethane	1	44.4737	0	50	89	50	130
2-Chloroethylvinylether	1	45.599	0	50	91	50	130
cis-1,3-Dichloropropene	1	40.158	0	50	80	50	130
trans-1,3-Dichloropropene	1	42.0973	0	50	84	50	130
Ethyl methacrylate	1	40.7403	0	50	81	50	130
1,1,2-Trichloroethane	1	46.857	0	50	94	50	130
1,2-Dibromoethane	1	41.4243	0	50	83	50	130
1,3-Dichloropropane	1	43.356	0	50	87	50	130
4-Methyl-2-Pentanone	1	46.993	0	50	94	20	130
2-Hexanone	1	42.8128	0	50	86	20	130
Tetrachloroethene	1	41.3466	0	50	83	50	130
Toluene	1	45.8415	0	50	92	50	130
1,1,1,2-Tetrachloroethane	1	44.8723	0	50	90	50	130
Chlorobenzene	1	45.9107	0	50	92	50	130

* - Indicates outside of limits # - Indicates outside of standard limits but within method exceedance limits

Form3
Recovery Data Laboratory Limits
QC Batch: MBS61515

n-Butyl acrylate	1	48.0354	0	50	96	50	130
n-Amyl acetate	1	43.6258	0	50	87	50	130
Bromoform	1	53.3489	0	50	107	20	130
Ethylbenzene	1	47.9337	0	50	96	50	130
1,1,2,2-Tetrachloroethane	1	54.1074	0	50	108	50	130
Styrene	1	57.6632	0	50	115	50	130
m&p-Xylenes	1	113.0085	0	100	113	50	130
o-Xylene	1	56.0747	0	50	112	50	130
trans-1,4-Dichloro-2-butene	1	55.0892	0	50	110	20	130
1,3-Dichlorobenzene	1	49.1031	0	50	98	50	130
1,4-Dichlorobenzene	1	49.6037	0	50	99	50	130
1,2-Dichlorobenzene	1	46.8899	0	50	94	50	130
Isopropylbenzene	1	50.9497	0	50	102	50	130
Cyclohexanone	1	272.3133	0	250	109	50	130
Camphene	1	50.9284	0	50	102	50	130
1,2,3-Trichloropropane	1	52.7576	0	50	106	50	130
2-Chlorotoluene	1	51.6905	0	50	103	50	130
p-Ethyltoluene	1	58.4911	0	50	117	50	130
4-Chlorotoluene	1	61.5129	0	50	123	50	130
n-Propylbenzene	1	51.5695	0	50	103	50	130
Bromobenzene	1	55.0106	0	50	110	50	130
1,3,5-Trimethylbenzene	1	48.0214	0	50	96	50	130
Butyl methacrylate	1	49.5629	0	50	99	50	130
t-Butylbenzene	1	52.0027	0	50	104	50	130
1,2,4-Trimethylbenzene	1	52.9736	0	50	106	50	130
sec-Butylbenzene	1	52.9824	0	50	106	50	130
4-Isopropyltoluene	1	52.4454	0	50	105	50	130
n-Butylbenzene	1	57.0316	0	50	114	50	130
p-Diethylbenzene	1	53.7708	0	50	108	50	130
1,2,4,5-Tetramethylbenzene	1	54.8435	0	50	110	50	130
1,2-Dibromo-3-Chloropropane	1	56.938	0	50	114	50	130
Camphor	1	261.4596	0	500	52	50	130
Hexachlorobutadiene	1	46.0849	0	50	92	50	130
1,2,4-Trichlorobenzene	1	49.6163	0	50	99	50	130
1,2,3-Trichlorobenzene	1	45.937	0	50	92	50	130
Naphthalene	1	40.8401	0	50	82	50	130

* - Indicates outside of limits # - Indicates outside of standard limits but within method exceedance limits

Form3
Recovery Data Laboratory Limits
QC Batch: MBS61562

Data File	Sample ID:	Analysis Date
Spike or Dup: 6M55602.D	MBS61562	7/3/2017 9:54:00 PM
Non Spike(If applicable):		
Inst Blank(If applicable):		

Method: 8260C Matrix: Soil QC Type: MBS

Analyte:	Col	Spike Conc	Sample Conc	Expected Conc	Recovery	Lower Limit	Upper Limit
Chlorodifluoromethane	1	62.2974	0	50	125	20	130
Dichlorodifluoromethane	1	20.825	0	50	42	20	130
Chloromethane	1	44.7529	0	50	90	20	130
Bromomethane	1	40.6878	0	50	81	20	130
Vinyl Chloride	1	39.1944	0	50	78	20	130
Chloroethane	1	49.3315	0	50	99	20	130
Trichlorofluoromethane	1	42.9557	0	50	86	20	130
Ethyl ether	1	46.8542	0	50	94	50	130
Furan	1	55.1497	0	50	110	50	130
1,1,2-Trichloro-1,2,2-trifluoroethane	1	57.7276	0	50	115	50	130
Methylene Chloride	1	61.5487	0	50	123	50	130
Acrolein	1	302.904	0	200	151*	20	130
Acrylonitrile	1	64.8129	0	50	130	20	130
Iodomethane	1	60.8639	0	50	122	50	130
Acetone	1	338.7834	0	200	169*	20	130
Carbon Disulfide	1	49.4236	0	50	99	50	130
t-Butyl Alcohol	1	344.3509	0	200	172*	20	130
n-Hexane	1	59.9552	0	50	120	50	130
Di-isopropyl-ether	1	50.8625	0	50	102	50	130
1,1-Dichloroethene	1	67.6854	0	50	135*	50	130
Methyl Acetate	1	52.9496	0	50	106	50	130
Methyl-t-butyl ether	1	54.7833	0	50	110	50	130
1,1-Dichloroethane	1	53.8131	0	50	108	50	130
trans-1,2-Dichloroethene	1	53.825	0	50	108	50	130
Ethyl-t-butyl ether	1	52.9023	0	50	106	50	130
cis-1,2-Dichloroethene	1	50.4982	0	50	101	50	130
Bromochloromethane	1	64.2062	0	50	128	50	130
2,2-Dichloropropane	1	56.0614	0	50	112	50	130
Ethyl acetate	1	52.9639	0	50	106	50	130
1,4-Dioxane	1	2189.187	0	2500	88	50	130
1,1-Dichloropropene	1	57.5095	0	50	115	50	130
Chloroform	1	52.5477	0	50	105	50	130
Cyclohexane	1	59.7261	0	50	119	50	130
1,2-Dichloroethane	1	49.2685	0	50	99	50	130
2-Butanone	1	55.7409	0	50	111	20	130
1,1,1-Trichloroethane	1	53.838	0	50	108	50	130
Carbon Tetrachloride	1	57.2219	0	50	114	50	130
Vinyl Acetate	1	50.9171	0	50	102	50	130
Bromodichloromethane	1	50.7102	0	50	101	50	130
Methylcyclohexane	1	59.4897	0	50	119	50	130
Dibromomethane	1	49.4446	0	50	99	50	130
1,2-Dichloropropane	1	46.3395	0	50	93	50	130
Trichloroethene	1	55.0056	0	50	110	50	130
Benzene	1	62.2622	0	50	125	50	130
tert-Amyl methyl ether	1	50.949	0	50	102	50	130
Iso-propylacetate	1	45.6793	0	50	91	50	130
Methyl methacrylate	1	46.5991	0	50	93	50	130
Dibromochloromethane	1	46.1526	0	50	92	50	130
2-Chloroethylvinylether	1	39.7642	0	50	80	50	130
cis-1,3-Dichloropropene	1	45.8958	0	50	92	50	130
trans-1,3-Dichloropropene	1	45.4293	0	50	91	50	130
Ethyl methacrylate	1	43.0784	0	50	86	50	130
1,1,2-Trichloroethane	1	47.7012	0	50	95	50	130
1,2-Dibromoethane	1	46.2241	0	50	92	50	130
1,3-Dichloropropane	1	47.3084	0	50	95	50	130
4-Methyl-2-Pentanone	1	52.2717	0	50	105	20	130
2-Hexanone	1	42.5161	0	50	85	20	130
Tetrachloroethene	1	44.3618	0	50	89	50	130
Toluene	1	52.7189	0	50	105	50	130
1,1,1,2-Tetrachloroethane	1	49.1125	0	50	98	50	130
Chlorobenzene	1	45.9299	0	50	92	50	130

* - Indicates outside of limits # - Indicates outside of standard limits but within method exceedance limits

Form3
Recovery Data Laboratory Limits
QC Batch: MBS61562

n-Butyl acrylate	1	48.1491	0	50	96	50	130
n-Amyl acetate	1	43.3675	0	50	87	50	130
Bromoform	1	43.2538	0	50	87	20	130
Ethylbenzene	1	51.6891	0	50	103	50	130
1,1,2,2-Tetrachloroethane	1	54.1632	0	50	108	50	130
Styrene	1	56.519	0	50	113	50	130
m&p-Xylenes	1	121.3523	0	100	121	50	130
o-Xylene	1	59.1614	0	50	118	50	130
trans-1,4-Dichloro-2-butene	1	66.4467	0	50	133*	20	130
1,3-Dichlorobenzene	1	51.8868	0	50	104	50	130
1,4-Dichlorobenzene	1	50.9272	0	50	102	50	130
1,2-Dichlorobenzene	1	48.6627	0	50	97	50	130
Isopropylbenzene	1	60.5649	0	50	121	50	130
Cyclohexanone	1	346.4224	0	250	139*	50	130
Camphene	1	65.4624	0	50	131*	50	130
1,2,3-Trichloropropane	1	54.4697	0	50	109	50	130
2-Chlorotoluene	1	61.0191	0	50	122	50	130
p-Ethyltoluene	1	64.4852	0	50	129	50	130
4-Chlorotoluene	1	64.3993	0	50	129	50	130
n-Propylbenzene	1	62.2397	0	50	124	50	130
Bromobenzene	1	57.383	0	50	115	50	130
1,3,5-Trimethylbenzene	1	62.267	0	50	125	50	130
Butyl methacrylate	1	59.752	0	50	120	50	130
t-Butylbenzene	1	59.5551	0	50	119	50	130
1,2,4-Trimethylbenzene	1	60.5046	0	50	121	50	130
sec-Butylbenzene	1	64.5934	0	50	129	50	130
4-Isopropyltoluene	1	60.8628	0	50	122	50	130
n-Butylbenzene	1	66.4647	0	50	133*	50	130
p-Diethylbenzene	1	64.5511	0	50	129	50	130
1,2,4,5-Tetramethylbenzene	1	66.6589	0	50	133*	50	130
1,2-Dibromo-3-Chloropropane	1	44.6841	0	50	89	50	130
Camphor	1	502.8843	0	500	101	50	130
Hexachlorobutadiene	1	52.4367	0	50	105	50	130
1,2,4-Trichlorobenzene	1	49.2294	0	50	98	50	130
1,2,3-Trichlorobenzene	1	51.719	0	50	103	50	130
Naphthalene	1	52.5507	0	50	105	50	130

* - Indicates outside of limits # - Indicates outside of standard limits but within method exceedance limits

Form3
Recovery Data Laboratory Limits
QC Batch: MBS61566

Data File	Sample ID:	Analysis Date
Spike or Dup: 2M113896.D	MBS61566	7/5/2017 5:10:00 PM
Non Spike(If applicable):		
Inst Blank(If applicable):		

Method: 8260C Matrix: Soil QC Type: MBS

Analyte:	Col	Spike Conc	Sample Conc	Expected Conc	Recovery	Lower Limit	Upper Limit
Chlorodifluoromethane	1	46.5648	0	50	93	20	130
Dichlorodifluoromethane	1	31.8903	0	50	64	20	130
Chloromethane	1	33.6355	0	50	67	20	130
Bromomethane	1	36.6086	0	50	73	20	130
Vinyl Chloride	1	28.6834	0	50	57	20	130
Chloroethane	1	36.0621	0	50	72	20	130
Trichlorofluoromethane	1	34.6622	0	50	69	20	130
Ethyl ether	1	54.0562	0	50	108	50	130
Furan	1	31.2596	0	50	63	50	130
1,1,2-Trichloro-1,2,2-trifluoroethane	1	32.9307	0	50	66	50	130
Methylene Chloride	1	31.0154	0	50	62	50	130
Acrolein	1	196.098	0	200	98	20	130
Acrylonitrile	1	43.336	0	50	87	20	130
Iodomethane	1	31.7948	0	50	64	50	130
Acetone	1	222.3126	0	200	111	20	130
Carbon Disulfide	1	32.7424	0	50	65	50	130
t-Butyl Alcohol	1	182.8808	0	200	91	20	130
n-Hexane	1	36.1696	0	50	72	50	130
Di-isopropyl-ether	1	35.7882	0	50	72	50	130
1,1-Dichloroethene	1	34.9606	0	50	70	50	130
Methyl Acetate	1	39.231	0	50	78	50	130
Methyl-t-butyl ether	1	35.551	0	50	71	50	130
1,1-Dichloroethane	1	37.8333	0	50	76	50	130
trans-1,2-Dichloroethene	1	27.6585	0	50	55	50	130
Ethyl-t-butyl ether	1	35.0531	0	50	70	50	130
cis-1,2-Dichloroethene	1	33.4944	0	50	67	50	130
Bromochloromethane	1	36.4301	0	50	73	50	130
2,2-Dichloropropane	1	36.5889	0	50	73	50	130
Ethyl acetate	1	57.6135	0	50	115	50	130
1,4-Dioxane	1	2254.12	0	2500	90	50	130
1,1-Dichloropropene	1	41.04	0	50	82	50	130
Chloroform	1	36.4517	0	50	73	50	130
Cyclohexane	1	36.3986	0	50	73	50	130
1,2-Dichloroethane	1	45.3892	0	50	91	50	130
2-Butanone	1	45.4476	0	50	91	20	130
1,1,1-Trichloroethane	1	36.5424	0	50	73	50	130
Carbon Tetrachloride	1	35.9924	0	50	72	50	130
Vinyl Acetate	1	36.3786	0	50	73	50	130
Bromodichloromethane	1	37.5188	0	50	75	50	130
Methylcyclohexane	1	35.1039	0	50	70	50	130
Dibromomethane	1	36.9055	0	50	74	50	130
1,2-Dichloropropane	1	38.5044	0	50	77	50	130
Trichloroethene	1	34.6569	0	50	69	50	130
Benzene	1	41.2562	0	50	83	50	130
tert-Amyl methyl ether	1	35.6813	0	50	71	50	130
Iso-propylacetate	1	33.828	0	50	68	50	130
Methyl methacrylate	1	39.6234	0	50	79	50	130
Dibromochloromethane	1	38.251	0	50	77	50	130
2-Chloroethylvinylether	1	43.0029	0	50	86	50	130
cis-1,3-Dichloropropene	1	27.0622	0	50	54	50	130
trans-1,3-Dichloropropene	1	32.307	0	50	65	50	130
Ethyl methacrylate	1	33.5876	0	50	67	50	130
1,1,2-Trichloroethane	1	35.0793	0	50	70	50	130
1,2-Dibromoethane	1	34.3578	0	50	69	50	130
1,3-Dichloropropane	1	40.7278	0	50	81	50	130
4-Methyl-2-Pentanone	1	33.4633	0	50	67	20	130
2-Hexanone	1	41.2382	0	50	82	20	130
Tetrachloroethene	1	36.112	0	50	72	50	130
Toluene	1	36.1752	0	50	72	50	130
1,1,1,2-Tetrachloroethane	1	36.5995	0	50	73	50	130
Chlorobenzene	1	36.8333	0	50	74	50	130

* - Indicates outside of limits # - Indicates outside of standard limits but within method exceedance limits

Form3
Recovery Data Laboratory Limits
QC Batch: MBS61566

n-Butyl acrylate	1	31.7123	0	50	63	50	130
n-Amyl acetate	1	30.71	0	50	61	50	130
Bromoform	1	39.5657	0	50	79	20	130
Ethylbenzene	1	39.0343	0	50	78	50	130
1,1,2,2-Tetrachloroethane	1	38.5966	0	50	77	50	130
Styrene	1	44.7364	0	50	89	50	130
m&p-Xylenes	1	67.2205	0	100	67	50	130
o-Xylene	1	41.2532	0	50	83	50	130
trans-1,4-Dichloro-2-butene	1	38.0054	0	50	76	20	130
1,3-Dichlorobenzene	1	37.3698	0	50	75	50	130
1,4-Dichlorobenzene	1	38.2842	0	50	77	50	130
1,2-Dichlorobenzene	1	38.5112	0	50	77	50	130
Isopropylbenzene	1	38.6092	0	50	77	50	130
Cyclohexanone	1	246.0444	0	250	98	50	130
Camphene	1	32.7254	0	50	65	50	130
1,2,3-Trichloropropane	1	45.798	0	50	92	50	130
2-Chlorotoluene	1	40.5357	0	50	81	50	130
p-Ethyltoluene	1	37.5232	0	50	75	50	130
4-Chlorotoluene	1	40.6751	0	50	81	50	130
n-Propylbenzene	1	38.9148	0	50	78	50	130
Bromobenzene	1	27.3346	0	50	55	50	130
1,3,5-Trimethylbenzene	1	36.7855	0	50	74	50	130
Butyl methacrylate	1	42.7558	0	50	86	50	130
t-Butylbenzene	1	36.0093	0	50	72	50	130
1,2,4-Trimethylbenzene	1	34.9014	0	50	70	50	130
sec-Butylbenzene	1	37.6046	0	50	75	50	130
4-Isopropyltoluene	1	36.7193	0	50	73	50	130
n-Butylbenzene	1	37.5037	0	50	75	50	130
p-Diethylbenzene	1	37.9616	0	50	76	50	130
1,2,4,5-Tetramethylbenzene	1	35.5382	0	50	71	50	130
1,2-Dibromo-3-Chloropropane	1	36.2756	0	50	73	50	130
Camphor	1	282.7079	0	500	57	50	130
Hexachlorobutadiene	1	36.503	0	50	73	50	130
1,2,4-Trichlorobenzene	1	40.0596	0	50	80	50	130
1,2,3-Trichlorobenzene	1	38.0644	0	50	76	50	130
Naphthalene	1	37.9522	0	50	76	50	130

* - Indicates outside of limits # - Indicates outside of standard limits but within method exceedance limits

Form3
Recovery Data Laboratory Limits
QC Batch: MBS61569

	Data File	Sample ID:	Analysis Date
Spike or Dup:	2M113925.D	MBS61569	7/6/2017 1:21:00 AM
Non Spike(If applicable):			
Inst Blank(If applicable):			

Method: 8260C Matrix: Soil QC Type: MBS

Analyte:	Col	Spike Conc	Sample Conc	Expected Conc	Recovery	Lower Limit	Upper Limit
Chlorodifluoromethane	1	64.3691	0	50	129	20	130
Dichlorodifluoromethane	1	40.7266	0	50	81	20	130
Chloromethane	1	41.9173	0	50	84	20	130
Bromomethane	1	46.7555	0	50	94	20	130
Vinyl Chloride	1	36.5099	0	50	73	20	130
Chloroethane	1	46.4241	0	50	93	20	130
Trichlorofluoromethane	1	47.5581	0	50	95	20	130
Ethyl ether	1	41.8485	0	50	84	50	130
Furan	1	39.1224	0	50	78	50	130
1,1,2-Trichloro-1,2,2-trifluoroethane	1	49.3094	0	50	99	50	130
Methylene Chloride	1	39.9228	0	50	80	50	130
Acrolein	1	211.7712	0	200	106	20	130
Acrylonitrile	1	41.5297	0	50	83	20	130
Iodomethane	1	45.0019	0	50	90	50	130
Acetone	1	296.7171	0	200	148 *	20	130
Carbon Disulfide	1	54.341	0	50	109	50	130
t-Butyl Alcohol	1	270.7517	0	200	135 *	20	130
n-Hexane	1	54.0155	0	50	108	50	130
Di-isopropyl-ether	1	45.5278	0	50	91	50	130
1,1-Dichloroethene	1	47.2989	0	50	95	50	130
Methyl Acetate	1	39.6507	0	50	79	50	130
Methyl-t-butyl ether	1	39.6247	0	50	79	50	130
1,1-Dichloroethane	1	44.1714	0	50	88	50	130
trans-1,2-Dichloroethene	1	34.9037	0	50	70	50	130
Ethyl-t-butyl ether	1	44.7191	0	50	89	50	130
cis-1,2-Dichloroethene	1	41.464	0	50	83	50	130
Bromochloromethane	1	39.9615	0	50	80	50	130
2,2-Dichloropropane	1	49.2998	0	50	99	50	130
Ethyl acetate	1	47.7341	0	50	95	50	130
1,4-Dioxane	1	2346.103	0	2500	94	50	130
1,1-Dichloropropene	1	52.8876	0	50	106	50	130
Chloroform	1	45.3467	0	50	91	50	130
Cyclohexane	1	53.0081	0	50	106	50	130
1,2-Dichloroethane	1	47.4454	0	50	95	50	130
2-Butanone	1	57.5387	0	50	115	20	130
1,1,1-Trichloroethane	1	49.7974	0	50	100	50	130
Carbon Tetrachloride	1	50.5373	0	50	101	50	130
Vinyl Acetate	1	42.5674	0	50	85	50	130
Bromodichloromethane	1	46.2558	0	50	93	50	130
Methylcyclohexane	1	52.6531	0	50	105	50	130
Dibromomethane	1	40.0695	0	50	80	50	130
1,2-Dichloropropane	1	47.1876	0	50	94	50	130
Trichloroethene	1	50.5309	0	50	101	50	130
Benzene	1	48.3283	0	50	97	50	130
tert-Amyl methyl ether	1	40.4624	0	50	81	50	130
Iso-propylacetate	1	38.1725	0	50	76	50	130
Methyl methacrylate	1	38.7733	0	50	78	50	130
Dibromochloromethane	1	44.8214	0	50	90	50	130
2-Chloroethylvinylether	1	40.5431	0	50	81	50	130
cis-1,3-Dichloropropene	1	30.004	0	50	60	50	130
trans-1,3-Dichloropropene	1	38.8923	0	50	78	50	130
Ethyl methacrylate	1	42.6927	0	50	85	50	130
1,1,2-Trichloroethane	1	41.6167	0	50	83	50	130
1,2-Dibromoethane	1	38.7661	0	50	78	50	130
1,3-Dichloropropane	1	47.0971	0	50	94	50	130
4-Methyl-2-Pentanone	1	31.3572	0	50	63	20	130
2-Hexanone	1	42.6154	0	50	85	20	130
Tetrachloroethene	1	48.7467	0	50	97	50	130
Toluene	1	47.0782	0	50	94	50	130
1,1,1,2-Tetrachloroethane	1	45.5672	0	50	91	50	130
Chlorobenzene	1	45.517	0	50	91	50	130

* - Indicates outside of limits # - Indicates outside of standard limits but within method exceedance limits

Form3
Recovery Data Laboratory Limits
QC Batch: MBS61569

n-Butyl acrylate	1	36.0612	0	50	72	50	130
n-Amyl acetate	1	31.2798	0	50	63	50	130
Bromoform	1	45.861	0	50	92	20	130
Ethylbenzene	1	50.2063	0	50	100	50	130
1,1,2,2-Tetrachloroethane	1	41.8348	0	50	84	50	130
Styrene	1	52.3975	0	50	105	50	130
m&p-Xylenes	1	89.5489	0	100	90	50	130
o-Xylene	1	51.5885	0	50	103	50	130
trans-1,4-Dichloro-2-butene	1	52.9026	0	50	106	20	130
1,3-Dichlorobenzene	1	44.6408	0	50	89	50	130
1,4-Dichlorobenzene	1	44.0344	0	50	88	50	130
1,2-Dichlorobenzene	1	42.9657	0	50	86	50	130
Isopropylbenzene	1	51.9526	0	50	104	50	130
Cyclohexanone	1	178.5187	0	250	71	50	130
Camphene	1	53.122	0	50	106	50	130
1,2,3-Trichloropropane	1	48.237	0	50	96	50	130
2-Chlorotoluene	1	53.5547	0	50	107	50	130
p-Ethyltoluene	1	50.8267	0	50	102	50	130
4-Chlorotoluene	1	48.7319	0	50	97	50	130
n-Propylbenzene	1	53.0544	0	50	106	50	130
Bromobenzene	1	51.1612	0	50	102	50	130
1,3,5-Trimethylbenzene	1	48.2099	0	50	96	50	130
Butyl methacrylate	1	45.747	0	50	91	50	130
t-Butylbenzene	1	52.3508	0	50	105	50	130
1,2,4-Trimethylbenzene	1	45.4632	0	50	91	50	130
sec-Butylbenzene	1	55.1085	0	50	110	50	130
4-Isopropyltoluene	1	51.7359	0	50	103	50	130
n-Butylbenzene	1	50.7079	0	50	101	50	130
p-Diethylbenzene	1	52.012	0	50	104	50	130
1,2,4,5-Tetramethylbenzene	1	49.5638	0	50	99	50	130
1,2-Dibromo-3-Chloropropane	1	52.4759	0	50	105	50	130
Camphor	1	388.965	0	500	78	50	130
Hexachlorobutadiene	1	49.5195	0	50	99	50	130
1,2,4-Trichlorobenzene	1	44.6024	0	50	89	50	130
1,2,3-Trichlorobenzene	1	44.3223	0	50	89	50	130
Naphthalene	1	35.8851	0	50	72	50	130

* - Indicates outside of limits # - Indicates outside of standard limits but within method exceedance limits

Form3
Recovery Data Laboratory Limits
QC Batch: MBS61562

	Data File	Sample ID:	Analysis Date
Spike or Dup:	6M55600.D	AC98595-001(MS)	7/3/2017 9:21:00 PM
Non Spike(If applicable):	6M55383.D	AC98595-001	6/27/2017 10:28:00 AM
Inst Blank(If applicable):			

Method: 8260C Matrix: Soil QC Type: MS

Analyte:	Col	Spike Conc	Sample Conc	Expected Conc	Recovery	Lower Limit	Upper Limit
Chlorodifluoromethane	1	55.9437	0	50	112	20	130
Dichlorodifluoromethane	1	8.68	0	50	17*	20	130
Chloromethane	1	15.1647	0	50	30	20	130
Bromomethane	1	37.1046	0	50	74	20	130
Vinyl Chloride	1	36.3984	0	50	73	20	130
Chloroethane	1	30.7065	0	50	61	20	130
Trichlorofluoromethane	1	36.5545	0	50	73	20	130
Ethyl ether	1	44.2186	0	50	88	50	130
Furan	1	49.4375	0	50	99	50	130
1,1,2-Trichloro-1,2,2-trifluoroethane	1	47.702	0	50	95	50	130
Methylene Chloride	1	60.6458	6.8471	50	108	50	130
Acrolein	1	218.1903	0	200	109	20	130
Acrylonitrile	1	34.4924	0	50	69	20	130
Iodomethane	1	31.9871	0	50	64	50	130
Acetone	1	188.0431	270.0818	200	-41*	20	130
Carbon Disulfide	1	40.7615	0	50	82	50	130
t-Butyl Alcohol	1	220.4604	0	200	110	20	130
n-Hexane	1	37.8497	0	50	76	50	130
Di-isopropyl-ether	1	46.4354	0	50	93	50	130
1,1-Dichloroethene	1	31.6384	0	50	63	50	130
Methyl Acetate	1	71.1112	0	50	142*	50	130
Methyl-t-butyl ether	1	50.3473	0	50	101	50	130
1,1-Dichloroethane	1	48.55	0	50	97	50	130
trans-1,2-Dichloroethene	1	37.8105	0	50	76	50	130
Ethyl-t-butyl ether	1	49.4014	0	50	99	50	130
cis-1,2-Dichloroethene	1	43.994	0	50	88	50	130
Bromochloromethane	1	55.4827	0	50	111	50	130
2,2-Dichloropropane	1	47.5601	0	50	95	50	130
Ethyl acetate	1	17.4984	0	50	35*	50	130
1,4-Dioxane	1	2115.6	0	2500	85	50	130
1,1-Dichloropropene	1	46.3171	0	50	93	50	130
Chloroform	1	46.6539	0	50	93	50	130
Cyclohexane	1	43.9317	0	50	88	50	130
1,2-Dichloroethane	1	42.624	0	50	85	50	130
2-Butanone	1	56.0122	0	50	112	20	130
1,1,1-Trichloroethane	1	47.3357	0	50	95	50	130
Carbon Tetrachloride	1	47.7112	0	50	95	50	130
Vinyl Acetate	1	50.4475	0	50	101	50	130
Bromodichloromethane	1	39.637	0	50	79	50	130
Methylcyclohexane	1	40.2972	0	50	81	50	130
Dibromomethane	1	45.6136	0	50	91	50	130
1,2-Dichloropropane	1	44.3622	0	50	89	50	130
Trichloroethene	1	45.0558	0	50	90	50	130
Benzene	1	54.1084	0	50	108	50	130
tert-Amyl methyl ether	1	44.0074	0	50	88	50	130
Iso-propylacetate	1	29.0796	0	50	58	50	130
Methyl methacrylate	1	71.5513	0	50	143*	50	130
Dibromochloromethane	1	38.5971	0	50	77	50	130
2-Chloroethylvinylether	1	29.5594	0	50	59	50	130
cis-1,3-Dichloropropene	1	34.8463	0	50	70	50	130
trans-1,3-Dichloropropene	1	31.2098	0	50	62	50	130
Ethyl methacrylate	1	18.4765	0	50	37*	50	130
1,1,2-Trichloroethane	1	40.7536	0	50	82	50	130
1,2-Dibromoethane	1	34.9096	0	50	70	50	130
1,3-Dichloropropane	1	38.5474	0	50	77	50	130
4-Methyl-2-Pentanone	1	46.6956	0	50	93	20	130
2-Hexanone	1	34.1681	0	50	68	20	130
Tetrachloroethene	1	32.7268	0	50	65	50	130
Toluene	1	46.7671	0	50	94	50	130
1,1,1,2-Tetrachloroethane	1	38.83[illegible]	0	50	78	50	130
Chlorobenzene	1	34.2385	0	50	68	50	130

* - Indicates outside of limits # - Indicates outside of standard limits but within method exceedance limits

Form3
Recovery Data Laboratory Limits
QC Batch: MBS61562

n-Butyl acrylate	1	19.4737	0	50	39*	50	130
n-Amyl acetate	1	11.8975	0	50	24*	50	130
Bromoform	1	35.8899	0	50	72	20	130
Ethylbenzene	1	35.1128	0	50	70	50	130
1,1,2,2-Tetrachloroethane	1	49.3307	0	50	99	50	130
Styrene	1	40.3797	0	50	81	50	130
m&p-Xylenes	1	87.1193	0	100	87	50	130
o-Xylene	1	44.4371	0	50	89	50	130
trans-1,4-Dichloro-2-butene	1	38.7537	0	50	78	20	130
1,3-Dichlorobenzene	1	28.671	0	50	57	50	130
1,4-Dichlorobenzene	1	30.1066	0	50	60	50	130
1,2-Dichlorobenzene	1	28.5788	0	50	57	50	130
Isopropylbenzene	1	40.8102	0	50	82	50	130
Cyclohexanone	1	202.1672	0	250	81	50	130
Camphene	1	42.0458	0	50	84	50	130
1,2,3-Trichloropropane	1	37.8872	0	50	76	50	130
2-Chlorotoluene	1	41.1642	0	50	82	50	130
p-Ethyltoluene	1	40.7815	0	50	82	50	130
4-Chlorotoluene	1	37.7975	0	50	76	50	130
n-Propylbenzene	1	39.9018	0	50	80	50	130
Bromobenzene	1	38.1066	0	50	76	50	130
1,3,5-Trimethylbenzene	1	41.9363	0	50	84	50	130
Butyl methacrylate	1	26.8011	0	50	54	50	130
t-Butylbenzene	1	40.1788	0	50	80	50	130
1,2,4-Trimethylbenzene	1	41.3097	0	50	83	50	130
sec-Butylbenzene	1	37.5186	0	50	75	50	130
4-Isopropyltoluene	1	35.8377	0	50	72	50	130
n-Butylbenzene	1	35.3778	0	50	71	50	130
p-Diethylbenzene	1	35.7993	0	50	72	50	130
1,2,4,5-Tetramethylbenzene	1	36.1584	0	50	72	50	130
1,2-Dibromo-3-Chloropropane	1	37.8002	0	50	76	50	130
Camphor	1	254.9495	0	500	51	50	130
Hexachlorobutadiene	1	22.4784	0	50	45*	50	130
1,2,4-Trichlorobenzene	1	17.1901	0	50	34*	50	130
1,2,3-Trichlorobenzene	1	18.4373	0	50	37*	50	130
Naphthalene	1	21.0077	0	50	42*	50	130

* - Indicates outside of limits # - Indicates outside of standard limits but within method exceedance limits

Form3
Recovery Data Laboratory Limits
QC Batch: MBS61562

	Data File	Sample ID:	Analysis Date
Spike or Dup:	6M55601.D	AC98595-001(MSD)	7/3/2017 9:37:00 PM
Non Spike(If applicable):	6M55383.D	AC98595-001	6/27/2017 10:28:00 AM
Inst Blank(If applicable):			

Method: 8260C Matrix: Soil QC Type: MSD

Analyte:	Col	Spike Conc	Sample Conc	Expected Conc	Recovery	Lower Limit	Upper Limit
Chlorodifluoromethane	1	47.3492	0	50	95	20	130
Dichlorodifluoromethane	1	10.7774	0	50	22	20	130
Chloromethane	1	21.0593	0	50	42	20	130
Bromomethane	1	39.7328	0	50	79	20	130
Vinyl Chloride	1	41.4121	0	50	83	20	130
Chloroethane	1	50.1342	0	50	100	20	130
Trichlorofluoromethane	1	43.9202	0	50	88	20	130
Ethyl ether	1	47.4505	0	50	95	50	130
Furan	1	32.0796	0	50	64	50	130
1,1,2-Trichloro-1,2,2-trifluoroethane	1	52.4957	0	50	105	50	130
Methylene Chloride	1	59.9936	6.8471	50	106	50	130
Acrolein	1	147.7656	0	200	74	20	130
Acrylonitrile	1	48.5874	0	50	97	20	130
Iodomethane	1	56.8487	0	50	114	50	130
Acetone	1	256.4326	270.0818	200	-6.8 *	20	130
Carbon Disulfide	1	21.9927	0	50	44 *	50	130
t-Butyl Alcohol	1	281.7985	0	200	141 *	20	130
n-Hexane	1	41.2986	0	50	83	50	130
Di-isopropyl-ether	1	50.8876	0	50	102	50	130
1,1-Dichloroethene	1	36.7806	0	50	74	50	130
Methyl Acetate	1	78.4687	0	50	157 *	50	130
Methyl-t-butyl ether	1	55.3938	0	50	111	50	130
1,1-Dichloroethane	1	50.746	0	50	101	50	130
trans-1,2-Dichloroethene	1	48.6664	0	50	97	50	130
Ethyl-t-butyl ether	1	51.9495	0	50	104	50	130
cis-1,2-Dichloroethene	1	46.9295	0	50	94	50	130
Bromochloromethane	1	66.5221	0	50	133 *	50	130
2,2-Dichloropropane	1	52.1221	0	50	104	50	130
Ethyl acetate	1	22.3464	0	50	45 *	50	130
1,4-Dioxane	1	2833.252	0	2500	113	50	130
1,1-Dichloropropene	1	49.7755	0	50	100	50	130
Chloroform	1	50.9315	0	50	102	50	130
Cyclohexane	1	51.6506	0	50	103	50	130
1,2-Dichloroethane	1	45.7753	0	50	92	50	130
2-Butanone	1	40.7436	0	50	81	20	130
1,1,1-Trichloroethane	1	50.6571	0	50	101	50	130
Carbon Tetrachloride	1	50.7172	0	50	101	50	130
Vinyl Acetate	1	52.885	0	50	106	50	130
Bromodichloromethane	1	47.1013	0	50	94	50	130
Methylcyclohexane	1	46.4071	0	50	93	50	130
Dibromomethane	1	43.424	0	50	87	50	130
1,2-Dichloropropane	1	49.7458	0	50	99	50	130
Trichloroethene	1	49.008	0	50	98	50	130
Benzene	1	57.9094	0	50	116	50	130
tert-Amyl methyl ether	1	49.6156	0	50	99	50	130
Iso-propylacetate	1	26.5932	0	50	53	50	130
Methyl methacrylate	1	95.107	0	50	190 *	50	130
Dibromochloromethane	1	41.128	0	50	82	50	130
2-Chloroethylvinylether	1	34.0424	0	50	68	50	130
cis-1,3-Dichloropropene	1	39.6029	0	50	79	50	130
trans-1,3-Dichloropropene	1	35.2674	0	50	71	50	130
Ethyl methacrylate	1	14.6634	0	50	29 *	50	130
1,1,2-Trichloroethane	1	37.6547	0	50	75	50	130
1,2-Dibromoethane	1	49.6947	0	50	99	50	130
1,3-Dichloropropane	1	46.24	0	50	92	50	130
4-Methyl-2-Pentanone	1	56.2177	0	50	112	20	130
2-Hexanone	1	40.7949	0	50	82	20	130
Tetrachloroethene	1	38.9038	0	50	78	50	130
Toluene	1	50.591	0	50	101	50	130
1,1,1,2-Tetrachloroethane	1	43.1899	0	50	86	50	130
Chlorobenzene	1	37.9083	0	50	76	50	130

* - Indicates outside of limits # - Indicates outside of standard limits but within method exceedance limits

Form3
Recovery Data Laboratory Limits
QC Batch: MBS61562

n-Butyl acrylate	1	17.2227	0	50	34*	50	130
n-Amyl acetate	1	7.5723	0	50	15*	50	130
Bromoform	1	46.5295	0	50	93	20	130
Ethylbenzene	1	39.1311	0	50	78	50	130
1,1,2,2-Tetrachloroethane	1	46.8319	0	50	94	50	130
Styrene	1	46.2192	0	50	92	50	130
m&p-Xylenes	1	98.9214	0	100	99	50	130
o-Xylene	1	48.9456	0	50	98	50	130
trans-1,4-Dichloro-2-butene	1	46.6516	0	50	93	20	130
1,3-Dichlorobenzene	1	32.1297	0	50	64	50	130
1,4-Dichlorobenzene	1	30.5212	0	50	61	50	130
1,2-Dichlorobenzene	1	31.4701	0	50	63	50	130
Isopropylbenzene	1	48.6786	0	50	97	50	130
Cyclohexanone	1	248.9075	0	250	100	50	130
Camphene	1	45.5799	0	50	91	50	130
1,2,3-Trichloropropane	1	48.9216	0	50	98	50	130
2-Chlorotoluene	1	48.9191	0	50	98	50	130
p-Ethyltoluene	1	48.9454	0	50	98	50	130
4-Chlorotoluene	1	42.7061	0	50	85	50	130
n-Propylbenzene	1	44.6076	0	50	89	50	130
Bromobenzene	1	46.4169	0	50	93	50	130
1,3,5-Trimethylbenzene	1	44.0185	0	50	88	50	130
Butyl methacrylate	1	24.3401	0	50	49*	50	130
t-Butylbenzene	1	44.3761	0	50	89	50	130
1,2,4-Trimethylbenzene	1	43.7352	0	50	87	50	130
sec-Butylbenzene	1	42.019	0	50	84	50	130
4-Isopropyltoluene	1	41.3612	0	50	83	50	130
n-Butylbenzene	1	39.118	0	50	78	50	130
p-Diethylbenzene	1	43.349	0	50	87	50	130
1,2,4,5-Tetramethylbenzene	1	37.3182	0	50	75	50	130
1,2-Dibromo-3-Chloropropane	1	49.1287	0	50	98	50	130
Camphor	1	408.974	0	500	82	50	130
Hexachlorobutadiene	1	24.5986	0	50	49*	50	130
1,2,4-Trichlorobenzene	1	20.5148	0	50	41*	50	130
1,2,3-Trichlorobenzene	1	21.1697	0	50	42*	50	130
Naphthalene	1	27.6243	0	50	55	50	130

* - Indicates outside of limits # - Indicates outside of standard limits but within method exceedance limits

Form3
RPD Data Laboratory Limits
QC Batch: MBS61562

	Data File	Sample ID:	Analysis Date
Spike or Dup:	6M55601.D	AC98595-001(MSD)	7/3/2017 9:37:00 PM
Duplicate(If applicable):	6M55600.D	AC98595-001(MS)	7/3/2017 9:21:00 PM
Inst Blank(If applicable):			

Method: 8260C Matrix: Soil QC Type: MSD

Analyte:	Column	Dup/MSD/MBSD Conc	Sample/MS/MBS Conc	RPD	Limit
Chlorodifluoromethane	1	47.3492	55.9437	17	30
Dichlorodifluoromethane	1	10.7774	8.68	22	30
Chloromethane	1	21.0593	15.1647	33*	30
Bromomethane	1	39.7328	37.1046	6.8	30
Vinyl Chloride	1	41.4121	36.3984	13	40
Chloroethane	1	50.1342	30.7065	48*	30
Trichlorofluoromethane	1	43.9202	36.5545	18	30
Ethyl ether	1	47.4505	44.2186	7.1	30
Furan	1	32.0796	49.4375	43*	30
1,1,2-Trichloro-1,2,2-trifluoroethane	1	52.4957	47.702	9.6	30
Methylene Chloride	1	59.9936	60.6458	1.1	30
Acrolein	1	147.7656	218.1903	38*	30
Acrylonitrile	1	48.5874	34.4924	34*	30
Iodomethane	1	56.8487	31.9871	56*	30
Acetone	1	256.4326	188.0431	31*	30
Carbon Disulfide	1	21.9927	40.7615	60*	30
t-Butyl Alcohol	1	281.7985	220.4604	24	30
n-Hexane	1	41.2986	37.8497	8.7	30
Di-isopropyl-ether	1	50.8876	46.4354	9.1	30
1,1-Dichloroethene	1	36.7806	31.6384	15	40
Methyl Acetate	1	78.4687	71.1112	9.8	30
Methyl-t-butyl ether	1	55.3938	50.3473	9.5	30
1,1-Dichloroethane	1	50.746	48.55	4.4	40
trans-1,2-Dichloroethene	1	48.6664	37.8105	25	30
Ethyl-t-butyl ether	1	51.9495	49.4014	5	30
cis-1,2-Dichloroethene	1	46.9295	43.994	6.5	30
Bromochloromethane	1	66.5221	55.4827	18	30
2,2-Dichloropropane	1	52.1221	47.5601	9.2	30
Ethyl acetate	1	22.3464	17.4984	24	30
1,4-Dioxane	1	2833.252	2115.6	29	30
1,1-Dichloropropene	1	49.7755	46.3171	7.2	30
Chloroform	1	50.9315	46.6539	8.8	40
Cyclohexane	1	51.6506	43.9317	16	30
1,2-Dichloroethane	1	45.7753	42.624	7.1	40
2-Butanone	1	40.7436	56.0122	32	40
1,1,1-Trichloroethane	1	50.6571	47.3357	6.8	30
Carbon Tetrachloride	1	50.7172	47.7112	6.1	40
Vinyl Acetate	1	52.885	50.4475	4.7	30
Bromodichloromethane	1	47.1013	39.637	17	30
Methylcyclohexane	1	46.4071	40.2972	14	30
Dibromomethane	1	43.424	45.6136	4.9	30
1,2-Dichloropropane	1	49.7458	44.3622	11	30
Trichloroethene	1	49.008	45.0558	8.4	40
Benzene	1	57.9094	54.1084	6.8	40
tert-Amyl methyl ether	1	49.6156	44.0074	12	30
Iso-propylacetate	1	26.5932	29.0796	8.9	30
Methyl methacrylate	1	95.107	71.5513	28	30
Dibromochloromethane	1	41.128	38.5971	6.3	30
2-Chloroethylvinylether	1	34.0424	29.5594	14	30
cis-1,3-Dichloropropene	1	39.6029	34.8463	13	30
trans-1,3-Dichloropropene	1	35.2674	31.2098	12	30
Ethyl methacrylate	1	14.6654	18.4765	23	30
1,1,2-Trichloroethane	1	37.6547	40.7536	7.9	30
1,2-Dibromoethane	1	49.6947	34.9096	35*	30
1,3-Dichloropropane	1	46.24	38.5474	18	30
4-Methyl-2-Pentanone	1	56.2177	46.6956	19	30
2-Hexanone	1	40.7949	34.1681	18	30
Tetrachloroethene	1	38.9038	32.7268	17	40
Toluene	1	50.591	46.7671	7.9	40
1,1,1,2-Tetrachloroethane	1	43.1899	38.8317	11	30
Chlorobenzene	1	37.9083	34.2385	10	40
n-Butyl acrylate	1	17.2227	19.4737	12	30
n-Amyl acetate	1	7.5723	11.8975	44*	30

Form3
RPD Data Laboratory Limits
QC Batch: MBS61562

Bromoform	1	46.5295	35.8899	26	30
Ethylbenzene	1	39.1311	35.1128	11	30
1,1,2,2-Tetrachloroethane	1	46.8319	49.3307	5.2	30
Styrene	1	46.2192	40.3797	13	30
m&p-Xylenes	1	98.9214	87.1193	13	30
o-Xylene	1	48.9456	44.4371	9.7	30
trans-1,4-Dichloro-2-butene	1	46.6516	38.7537	18	30
1,3-Dichlorobenzene	1	32.1297	28.671	11	30
1,4-Dichlorobenzene	1	30.5212	30.1066	1.4	40
1,2-Dichlorobenzene	1	31.4701	28.5788	9.6	40
Isopropylbenzene	1	48.6786	40.8102	18	30
Cyclohexanone	1	248.9075	202.1672	21	30
Camphene	1	45.5799	42.0458	8.1	30
1,2,3-Trichloropropane	1	48.9216	37.8872	25	30
2-Chlorotoluene	1	48.9191	41.1642	17	30
p-Ethyltoluene	1	48.9454	40.7815	18	30
4-Chlorotoluene	1	42.7061	37.7975	12	30
n-Propylbenzene	1	44.6076	39.9018	11	40
Bromobenzene	1	46.4169	38.1066	20	30
1,3,5-Trimethylbenzene	1	44.0185	41.9363	4.8	30
Butyl methacrylate	1	24.3401	26.8011	9.6	30
t-Butylbenzene	1	44.3761	40.1788	9.9	30
1,2,4-Trimethylbenzene	1	43.7352	41.3097	5.7	30
sec-Butylbenzene	1	42.019	37.5186	11	40
4-Isopropyltoluene	1	41.3612	35.8377	14	30
n-Butylbenzene	1	39.118	35.3778	10	30
p-Diethylbenzene	1	43.349	35.7993	19	30
1,2,4,5-Tetramethylbenzene	1	37.3182	36.1584	3.2	30
1,2-Dibromo-3-Chloropropane	1	49.1287	37.8002	26	30
Camphor	1	408.974	254.9495	46*	30
Hexachlorobutadiene	1	24.5986	22.4784	9	30
1,2,4-Trichlorobenzene	1	20.5148	17.1901	18	30
1,2,3-Trichlorobenzene	1	21.1697	18.4373	14	30
Naphthalene	1	27.6243	21.0077	27	30

* - Indicates outside of limits NA - Both concentrations=0... no result can be calculated

Form3
Recovery Data Laboratory Limits
QC Batch: MBS61566

	Data File	Sample ID:	Analysis Date
Spike or Dup:	2M113897.D	AC98767-008(MS)	7/5/2017 5:27:00 PM
Non Spike(If applicable):	2M113899.D	AC98767-008	7/5/2017 6:01:00 PM
Inst Blank(If applicable):			

Method: 8260C Matrix: Soil QC Type: MS

Analyte:	Col	Spike Conc	Sample Conc	Expected Conc	Recovery	Lower Limit	Upper Limit
Chlorodifluoromethane	1	45.0788	0	50	90	20	130
Dichlorodifluoromethane	1	38.3643	0	50	77	20	130
Chloromethane	1	36.7976	0	50	74	20	130
Bromomethane	1	43.2145	0	50	86	20	130
Vinyl Chloride	1	34.6088	0	50	69	20	130
Chloroethane	1	41.5633	0	50	83	20	130
Trichlorofluoromethane	1	35.5638	0	50	71	20	130
Ethyl ether	1	49.015	0	50	98	50	130
Furan	1	34.6382	0	50	69	50	130
1,1,2-Trichloro-1,2,2-trifluoroethane	1	32.6104	0	50	65	50	130
Methylene Chloride	1	34.6312	0	50	69	50	130
Acrolein	1	95.4458	0	200	48	20	130
Acrylonitrile	1	40.6111	0	50	81	20	130
Iodomethane	1	34.7195	0	50	69	50	130
Acetone	1	353.9324	0	200	177*	20	130
Carbon Disulfide	1	30.6629	0	50	61	50	130
t-Butyl Alcohol	1	249.7341	0	200	125	20	130
n-Hexane	1	24.5786	0	50	49*	50	130
Di-isopropyl-ether	1	41.411	0	50	83	50	130
1,1-Dichloroethene	1	31.7683	0	50	64	50	130
Methyl Acetate	1	71.8997	0	50	144*	50	130
Methyl-t-butyl ether	1	43.3995	0	50	87	50	130
1,1-Dichloroethane	1	40.461	0	50	81	50	130
trans-1,2-Dichloroethene	1	32.2637	0	50	65	50	130
Ethyl-t-butyl ether	1	43.5901	0	50	87	50	130
cis-1,2-Dichloroethene	1	37.7095	0	50	75	50	130
Bromochloromethane	1	45.5437	0	50	91	50	130
2,2-Dichloropropane	1	37.6556	0	50	75	50	130
Ethyl acetate	1	22.6304	0	50	45*	50	130
1,4-Dioxane	1	2372.136	0	2500	95	50	130
1,1-Dichloropropene	1	37.7054	0	50	75	50	130
Chloroform	1	38.8149	0	50	78	50	130
Cyclohexane	1	29.6571	0	50	59	50	130
1,2-Dichloroethane	1	44.9061	0	50	90	50	130
2-Butanone	1	66.253	0	50	133*	20	130
1,1,1-Trichloroethane	1	36.5491	0	50	73	50	130
Carbon Tetrachloride	1	35.6703	0	50	71	50	130
Vinyl Acetate	1	39.416	0	50	79	50	130
Bromodichloromethane	1	40.9196	0	50	82	50	130
Methylcyclohexane	1	24.1517	0	50	48*	50	130
Dibromomethane	1	32.2723	0	50	65	50	130
1,2-Dichloropropane	1	40.2058	0	50	80	50	130
Trichloroethene	1	40.0686	0	50	80	50	130
Benzene	1	41.8668	0	50	84	50	130
tert-Amyl methyl ether	1	42.8433	0	50	86	50	130
Iso-propylacetate	1	25.7817	0	50	52	50	130
Methyl methacrylate	1	58.2971	0	50	117	50	130
Dibromochloromethane	1	40.3453	0	50	81	50	130
2-Chloroethylvinylether	1	49.0254	0	50	98	50	130
cis-1,3-Dichloropropene	1	28.0057	0	50	56	50	130
trans-1,3-Dichloropropene	1	43.4274	0	50	87	50	130
Ethyl methacrylate	1	32.9225	0	50	66	50	130
1,1,2-Trichloroethane	1	45.3291	0	50	91	50	130
1,2-Dibromoethane	1	44.7748	0	50	90	50	130
1,3-Dichloropropane	1	45.8755	0	50	92	50	130
4-Methyl-2-Pentanone	1	31.325	0	50	63	20	130
2-Hexanone	1	42.3586	0	50	85	20	130
Tetrachloroethene	1	30.1759	0	50	60	50	130
Toluene	1	35.8511	0	50	72	50	130
1,1,1,2-Tetrachloroethane	1	40.6344	0	50	81	50	130
Chlorobenzene	1	37.2793	0	50	75	50	130

* - Indicates outside of limits # - Indicates outside of standard limits but within method exceedance limits

Form3
Recovery Data Laboratory Limits
QC Batch: MBS61566

n-Butyl acrylate	1	17.8628	0	50	36*	50	130
n-Amyl acetate	1	10.4035	0	50	21*	50	130
Bromoform	1	39.0107	0	50	78	20	130
Ethylbenzene	1	35.548	0	50	71	50	130
1,1,2,2-Tetrachloroethane	1	42.7224	0	50	85	50	130
Styrene	1	44.374	0	50	89	50	130
m&p-Xylenes	1	60.5245	0	100	61	50	130
o-Xylene	1	39.0421	0	50	78	50	130
trans-1,4-Dichloro-2-butene	1	28.4333	0	50	57	20	130
1,3-Dichlorobenzene	1	32.8401	0	50	66	50	130
1,4-Dichlorobenzene	1	33.7584	0	50	68	50	130
1,2-Dichlorobenzene	1	34.5141	0	50	69	50	130
Isopropylbenzene	1	31.7111	0	50	63	50	130
Cyclohexanone	1	237.2936	0	250	95	50	130
Camphene	1	19.4682	0	50	39*	50	130
1,2,3-Trichloropropane	1	48.1787	0	50	96	50	130
2-Chlorotoluene	1	35.6532	0	50	71	50	130
p-Ethyltoluene	1	31.328	0	50	63	50	130
4-Chlorotoluene	1	35.2492	0	50	70	50	130
n-Propylbenzene	1	30.2163	0	50	60	50	130
Bromobenzene	1	46.4269	0	50	93	50	130
1,3,5-Trimethylbenzene	1	28.6684	0	50	57	50	130
Butyl methacrylate	1	30.2016	0	50	60	50	130
t-Butylbenzene	1	27.9262	0	50	56	50	130
1,2,4-Trimethylbenzene	1	28.6246	0	50	57	50	130
sec-Butylbenzene	1	25.6364	0	50	51	50	130
4-Isopropyltoluene	1	26.3422	0	50	53	50	130
n-Butylbenzene	1	24.2417	0	50	48*	50	130
p-Diethylbenzene	1	25.6349	0	50	51	50	130
1,2,4,5-Tetramethylbenzene	1	24.322	0	50	49*	50	130
1,2-Dibromo-3-Chloropropane	1	44.8547	0	50	90	50	130
Camphor	1	390.5403	0	500	78	50	130
Hexachlorobutadiene	1	19.2845	0	50	39*	50	130
1,2,4-Trichlorobenzene	1	31.3276	3.4136	50	56	50	130
1,2,3-Trichlorobenzene	1	31.0792	0	50	62	50	130
Naphthalene	1	32.9232	4.5139	50	57	50	130

* - Indicates outside of limits # - Indicates outside of standard limits but within method exceedance limits

Form3
Recovery Data Laboratory Limits
QC Batch: MBS61566

	Data File	Sample ID:	Analysis Date
Spike or Dup:	2M113898.D	AC98767-008(MSD)	7/5/2017 5:44:00 PM
Non Spike(If applicable):	2M113899.D	AC98767-008	7/5/2017 6:01:00 PM
Inst Blank(If applicable):			

Method: 8260C Matrix: Soil QC Type: MSD

Analyte:	Col	Spike Conc	Sample Conc	Expected Conc	Recovery	Lower Limit	Upper Limit
Chlorodifluoromethane	1	56.3143	0	50	113	20	130
Dichlorodifluoromethane	1	32.4789	0	50	65	20	130
Chloromethane	1	32.4714	0	50	65	20	130
Bromomethane	1	37.1164	0	50	74	20	130
Vinyl Chloride	1	28.9989	0	50	58	20	130
Chloroethane	1	35.0666	0	50	70	20	130
Trichlorofluoromethane	1	33.5739	0	50	67	20	130
Ethyl ether	1	57.564	0	50	115	50	130
Furan	1	32.2721	0	50	65	50	130
1,1,2-Trichloro-1,2,2-trifluoroethane	1	31.374	0	50	63	50	130
Methylene Chloride	1	41.4768	0	50	83	50	130
Acrolein	1	80.7981	0	200	40	20	130
Acrylonitrile	1	42.4261	0	50	85	20	130
Iodomethane	1	35.4937	0	50	71	50	130
Acetone	1	337.1412	0	200	169*	20	130
Carbon Disulfide	1	35.8104	0	50	72	50	130
t-Butyl Alcohol	1	166.6712	0	200	83	20	130
n-Hexane	1	23.6105	0	50	47*	50	130
Di-isopropyl-ether	1	39.8633	0	50	80	50	130
1,1-Dichloroethene	1	33.5039	0	50	67	50	130
Methyl Acetate	1	65.4678	0	50	131*	50	130
Methyl-t-butyl ether	1	39.4184	0	50	79	50	130
1,1-Dichloroethane	1	39.0972	0	50	78	50	130
trans-1,2-Dichloroethene	1	36.0272	0	50	72	50	130
Ethyl-t-butyl ether	1	41.0203	0	50	82	50	130
cis-1,2-Dichloroethene	1	32.2511	0	50	65	50	130
Bromochloromethane	1	38.6908	0	50	77	50	130
2,2-Dichloropropane	1	36.6658	0	50	73	50	130
Ethyl acetate	1	25.1734	0	50	50	50	130
1,4-Dioxane	1	2797.911	0	2500	112	50	130
1,1-Dichloropropene	1	34.6287	0	50	69	50	130
Chloroform	1	39.4839	0	50	79	50	130
Cyclohexane	1	28.2103	0	50	56	50	130
1,2-Dichloroethane	1	46.1037	0	50	92	50	130
2-Butanone	1	60.1977	0	50	120	20	130
1,1,1-Trichloroethane	1	36.3439	0	50	73	50	130
Carbon Tetrachloride	1	33.5808	0	50	67	50	130
Vinyl Acetate	1	38.8763	0	50	78	50	130
Bromodichloromethane	1	39.89	0	50	80	50	130
Methylcyclohexane	1	23.296	0	50	47*	50	130
Dibromomethane	1	30.8015	0	50	62	50	130
1,2-Dichloropropane	1	39.2776	0	50	79	50	130
Trichloroethene	1	35.1698	0	50	70	50	130
Benzene	1	40.5638	0	50	81	50	130
tert-Amyl methyl ether	1	38.2851	0	50	77	50	130
Iso-propylacetate	1	18.1159	0	50	36*	50	130
Methyl methacrylate	1	68.2419	0	50	136*	50	130
Dibromochloromethane	1	42.4322	0	50	85	50	130
2-Chloroethylvinylether	1	42.7288	0	50	85	50	130
cis-1,3-Dichloropropene	1	29.9184	0	50	60	50	130
trans-1,3-Dichloropropene	1	33.5513	0	50	67	50	130
Ethyl methacrylate	1	26.8288	0	50	54	50	130
1,1,2-Trichloroethane	1	44.2011	0	50	88	50	130
1,2-Dibromoethane	1	40.5408	0	50	81	50	130
1,3-Dichloropropane	1	45.7879	0	50	92	50	130
4-Methyl-2-Pentanone	1	27.3544	0	50	55	20	130
2-Hexanone	1	47.1319	0	50	94	20	130
Tetrachloroethene	1	33.7521	0	50	68	50	130
Toluene	1	36.9791	0	50	74	50	130
1,1,1,2-Tetrachloroethane	1	39.784	0	50	80	50	130
Chlorobenzene	1	36.871	0	50	74	50	130

* - Indicates outside of limits # - Indicates outside of standard limits but within method exceedance limits

Form3
Recovery Data Laboratory Limits
QC Batch: MBS61566

n-Butyl acrylate	1	12.1944	0	50	24*	50	130
n-Amyl acetate	1	5.0055	0	50	10*	50	130
Bromoform	1	46.3296	0	50	93	20	130
Ethylbenzene	1	37.6077	0	50	75	50	130
1,1,2,2-Tetrachloroethane	1	40.9232	0	50	82	50	130
Styrene	1	45.5227	0	50	91	50	130
m&p-Xylenes	1	64.647	0	100	65	50	130
o-Xylene	1	38.5207	0	50	77	50	130
trans-1,4-Dichloro-2-butene	1	30.3388	0	50	61	20	130
1,3-Dichlorobenzene	1	33.8387	0	50	68	50	130
1,4-Dichlorobenzene	1	33.7204	0	50	67	50	130
1,2-Dichlorobenzene	1	34.1277	0	50	68	50	130
Isopropylbenzene	1	32.4848	0	50	65	50	130
Cyclohexanone	1	308.1595	0	250	123	50	130
Camphene	1	22.411	0	50	45*	50	130
1,2,3-Trichloropropane	1	43.9635	0	50	88	50	130
2-Chlorotoluene	1	37.5524	0	50	75	50	130
p-Ethyltoluene	1	31.7314	0	50	63	50	130
4-Chlorotoluene	1	33.6248	0	50	67	50	130
n-Propylbenzene	1	32.2253	0	50	64	50	130
Bromobenzene	1	47.831	0	50	96	50	130
1,3,5-Trimethylbenzene	1	30.9266	0	50	62	50	130
Butyl methacrylate	1	25.7574	0	50	52	50	130
t-Butylbenzene	1	29.9242	0	50	60	50	130
1,2,4-Trimethylbenzene	1	29.1589	0	50	58	50	130
sec-Butylbenzene	1	27.7215	0	50	55	50	130
4-Isopropyltoluene	1	27.5115	0	50	55	50	130
n-Butylbenzene	1	25.7081	0	50	51	50	130
p-Diethylbenzene	1	27.0988	0	50	54	50	130
1,2,4,5-Tetramethylbenzene	1	26.0639	0	50	52	50	130
1,2-Dibromo-3-Chloropropane	1	46.2003	0	50	92	50	130
Camphor	1	378.9729	0	500	76	50	130
Hexachlorobutadiene	1	19.1558	0	50	38*	50	130
1,2,4-Trichlorobenzene	1	30.6807	3.4136	50	55	50	130
1,2,3-Trichlorobenzene	1	31.1736	0	50	62	50	130
Naphthalene	1	34.3494	4.5139	50	60	50	130

* - Indicates outside of limits # - Indicates outside of standard limits but within method exceedance limits

Form3
RPD Data Laboratory Limits
QC Batch: MBS61566

	Data File	Sample ID:	Analysis Date
Spike or Dup:	2M113898.D	AC98767-008(MSD)	7/5/2017 5:44:00 PM
Duplicate(If applicable):	2M113897.D	AC98767-008(MS)	7/5/2017 5:27:00 PM
Inst Blank(If applicable):			

Method: 8260C Matrix: Soil QC Type: MSD

Analyte:	Column	Dup/MSD/MBSD Conc	Sample/MS/MBS Conc	RPD	Limit
Chlorodifluoromethane	1	56.3143	45.0788	22	30
Dichlorodifluoromethane	1	32.4789	38.3643	17	30
Chloromethane	1	32.4714	36.7976	12	30
Bromomethane	1	37.1164	43.2145	15	30
Vinyl Chloride	1	28.9989	34.6088	18	40
Chloroethane	1	35.0666	41.5633	17	30
Trichlorofluoromethane	1	33.5739	35.5638	5.8	30
Ethyl ether	1	57.564	49.015	16	30
Furan	1	32.2721	34.6382	7.1	30
1,1,2-Trichloro-1,2,2-trifluoroethane	1	31.374	32.6104	3.9	30
Methylene Chloride	1	41.4768	34.6312	18	30
Acrolein	1	80.7981	95.4458	17	30
Acrylonitrile	1	42.4261	40.6111	4.4	30
Iodomethane	1	35.4937	34.7195	2.2	30
Acetone	1	337.1412	353.9324	4.9	30
Carbon Disulfide	1	35.8104	30.6629	15	30
t-Butyl Alcohol	1	166.6712	249.7341	40*	30
n-Hexane	1	23.6105	24.5786	4	30
Di-isopropyl-ether	1	39.8633	41.411	3.8	30
1,1-Dichloroethene	1	33.5039	31.7683	5.3	40
Methyl Acetate	1	65.4678	71.8997	9.4	30
Methyl-t-butyl ether	1	39.4184	43.3995	9.6	30
1,1-Dichloroethane	1	39.0972	40.461	3.4	40
trans-1,2-Dichloroethene	1	36.0272	32.2637	11	30
Ethyl-t-butyl ether	1	41.0203	43.5901	6.1	30
cis-1,2-Dichloroethene	1	32.2511	37.7095	16	30
Bromochloromethane	1	38.6908	45.5437	16	30
2,2-Dichloropropane	1	36.6658	37.6556	2.7	30
Ethyl acetate	1	25.1734	22.6304	11	30
1,4-Dioxane	1	2797.911	2372.136	16	30
1,1-Dichloropropene	1	34.6287	37.7054	8.5	30
Chloroform	1	39.4839	38.8149	1.7	40
Cyclohexane	1	28.2103	29.6571	5	30
1,2-Dichloroethane	1	46.1037	44.9061	2.6	40
2-Butanone	1	60.1977	66.253	9.6	40
1,1,1-Trichloroethane	1	36.3439	36.5491	0.56	30
Carbon Tetrachloride	1	33.5808	35.6703	6	40
Vinyl Acetate	1	38.8763	39.416	1.4	30
Bromodichloromethane	1	39.89	40.9196	2.5	30
Methylcyclohexane	1	23.296	24.1517	3.6	30
Dibromomethane	1	30.8015	32.2723	4.7	30
1,2-Dichloropropane	1	39.2776	40.2058	2.3	30
Trichloroethene	1	35.1698	40.0686	13	40
Benzene	1	40.5638	41.8668	3.2	40
tert-Amyl methyl ether	1	38.2851	42.8433	11	30
Iso-propylacetate	1	18.1159	25.7817	35*	30
Methyl methacrylate	1	68.2419	58.2971	16	30
Dibromochloromethane	1	42.4322	40.3453	5	30
2-Chloroethylvinylether	1	42.7288	49.0254	14	30
cis-1,3-Dichloropropene	1	29.9184	28.0057	6.6	30
trans-1,3-Dichloropropene	1	33.5513	43.4274	26	30
Ethyl methacrylate	1	26.8288	32.9225	20	30
1,1,2-Trichloroethane	1	44.2011	45.3291	2.5	30
1,2-Dibromoethane	1	40.5408	44.7748	9.9	30
1,3-Dichloropropane	1	45.7879	45.8755	0.19	30
4-Methyl-2-Pentanone	1	27.3544	31.325	14	30
2-Hexanone	1	47.1319	42.3586	11	30
Tetrachloroethene	1	33.7521	30.1759	11	40
Toluene	1	36.9791	35.8511	3.1	40
1,1,1,2-Tetrachloroethane	1	39.784	40.6344	2.1	30
Chlorobenzene	1	36.871	37.2793	1.1	40
n-Butyl acrylate	1	12.1944	17.8628	38*	30
n-Amyl acetate	1	5.0055	10.4035	70*	30

Form3
RPD Data Laboratory Limits
QC Batch: MBS61566

Bromoform	1	46.3296	39.0107	17	30
Ethylbenzene	1	37.6077	35.548	5.6	30
1,1,2,2-Tetrachloroethane	1	40.9232	42.7224	4.3	30
Styrene	1	45.5227	44.374	2.6	30
m&p-Xylenes	1	64.647	60.5245	6.6	30
o-Xylene	1	38.5207	39.0421	1.3	30
trans-1,4-Dichloro-2-butene	1	30.3388	28.4333	6.5	30
1,3-Dichlorobenzene	1	33.8387	32.8401	3	30
1,4-Dichlorobenzene	1	33.7204	33.7584	0.11	40
1,2-Dichlorobenzene	1	34.1277	34.5141	1.1	40
Isopropylbenzene	1	32.4848	31.7111	2.4	30
Cyclohexanone	1	308.1595	237.2936	26	30
Camphene	1	22.411	19.4682	14	30
1,2,3-Trichloropropane	1	43.9635	48.1787	9.1	30
2-Chlorotoluene	1	37.5524	35.6532	5.2	30
p-Ethyltoluene	1	31.7314	31.328	1.3	30
4-Chlorotoluene	1	33.6248	35.2492	4.7	30
n-Propylbenzene	1	32.2253	30.2163	6.4	40
Bromobenzene	1	47.831	46.4269	3	30
1,3,5-Trimethylbenzene	1	30.9266	28.6684	7.6	30
Butyl methacrylate	1	25.7574	30.2016	16	30
t-Butylbenzene	1	29.9242	27.9262	6.9	30
1,2,4-Trimethylbenzene	1	29.1589	28.6246	1.8	30
sec-Butylbenzene	1	27.7215	25.6364	7.8	40
4-Isopropyltoluene	1	27.5115	26.3422	4.3	30
n-Butylbenzene	1	25.7081	24.2417	5.9	30
p-Diethylbenzene	1	27.0988	25.6349	5.6	30
1,2,4,5-Tetramethylbenzene	1	26.0639	24.322	6.9	30
1,2-Dibromo-3-Chloropropane	1	46.2003	44.8547	3	30
Camphor	1	378.9729	390.5403	3	30
Hexachlorobutadiene	1	19.1558	19.2845	0.67	30
1,2,4-Trichlorobenzene	1	30.6807	31.3276	2.1	30
1,2,3-Trichlorobenzene	1	31.1736	31.0792	0.3	30
Naphthalene	1	34.3494	32.9232	4.2	30

* - Indicates outside of limits NA - Both concentrations=0... no result can be calculated

Form3
Recovery Data Laboratory Limits
QC Batch: MBS61569

	Data File	Sample ID:	Analysis Date
Spike or Dup:	2M113923.D	AC98716-001(MS)	7/6/2017 12:47:00 AM
Non Spike(If applicable):	2M113926.D	AC98716-001	7/6/2017 1:38:00 AM
Inst Blank(If applicable):			

Method: 8260C Matrix: Soil QC Type: MS

Analyte:	Col	Spike Conc	Sample Conc	Expected Conc	Recovery	Lower Limit	Upper Limit
Chlorodifluoromethane	1	43.5019	0	50	87	20	130
Dichlorodifluoromethane	1	30.9642	0	50	62	20	130
Chloromethane	1	33.0737	0	50	66	20	130
Bromomethane	1	26.6236	0	50	53	20	130
Vinyl Chloride	1	26.0252	0	50	52	20	130
Chloroethane	1	27.3632	0	50	55	20	130
Trichlorofluoromethane	1	30.3662	0	50	61	20	130
Ethyl ether	1	29.5859	0	50	59	50	130
Furan	1	26.0506	0	50	52	50	130
1,1,2-Trichloro-1,2,2-trifluoroethane	1	25.9906	0	50	52	50	130
Methylene Chloride	1	26.6734	2.3694	50	49*	50	130
Acrolein	1	0	0	200	0*	20	130
Acrylonitrile	1	13.6046	0	50	27	20	130
Iodomethane	1	18.0327	0	50	36*	50	130
Acetone	1	41.774	0	200	21	20	130
Carbon Disulfide	1	20.1363	0	50	40*	50	130
t-Butyl Alcohol	1	127.7165	0	200	64	20	130
n-Hexane	1	19.9158	0	50	40*	50	130
Di-isopropyl-ether	1	30.1745	0	50	60	50	130
1,1-Dichloroethene	1	29.6702	0	50	59	50	130
Methyl Acetate	1	0	0	50	0*	50	130
Methyl-t-butyl ether	1	26.6806	0	50	53	50	130
1,1-Dichloroethane	1	30.3556	0	50	61	50	130
trans-1,2-Dichloroethene	1	19.9103	0	50	40*	50	130
Ethyl-t-butyl ether	1	30.0873	0	50	60	50	130
cis-1,2-Dichloroethene	1	23.167	0	50	46*	50	130
Bromochloromethane	1	23.546	0	50	47*	50	130
2,2-Dichloropropane	1	30.977	0	50	62	50	130
Ethyl acetate	1	5.6794	0	50	11*	50	130
1,4-Dioxane	1	1665.626	0	2500	67	50	130
1,1-Dichloropropene	1	25.8015	0	50	52	50	130
Chloroform	1	25.2018	0	50	50	50	130
Cyclohexane	1	22.3414	0	50	45*	50	130
1,2-Dichloroethane	1	23.2076	0	50	46*	50	130
2-Butanone	1	21.2169	0	50	42	20	130
1,1,1-Trichloroethane	1	28.326	0	50	57	50	130
Carbon Tetrachloride	1	24.4018	0	50	49*	50	130
Vinyl Acetate	1	28.2144	0	50	56	50	130
Bromodichloromethane	1	19.8765	0	50	40*	50	130
Methylcyclohexane	1	18.1481	0	50	36*	50	130
Dibromomethane	1	17.4685	0	50	35*	50	130
1,2-Dichloropropane	1	24.9807	0	50	50	50	130
Trichloroethene	1	23.1227	0	50	46*	50	130
Benzene	1	27.3758	0	50	55	50	130
tert-Amyl methyl ether	1	27.1459	0	50	54	50	130
Iso-propylacetate	1	0	0	50	0*	50	130
Methyl methacrylate	1	6.8984	0	50	14*	50	130
Dibromochloromethane	1	13.4611	0	50	27*	50	130
2-Chloroethylvinylether	1	12.3458	0	50	25*	50	130
cis-1,3-Dichloropropene	1	10.1449	0	50	20*	50	130
trans-1,3-Dichloropropene	1	10.5546	0	50	21*	50	130
Ethyl methacrylate	1	0	0	50	0*	50	130
1,1,2-Trichloroethane	1	16.7681	0	50	34*	50	130
1,2-Dibromoethane	1	13.6264	0	50	27*	50	130
1,3-Dichloropropane	1	17.6206	0	50	35*	50	130
4-Methyl-2-Pentanone	1	0	0	50	0*	20	130
2-Hexanone	1	2.8849	0	50	5.8*	20	130
Tetrachloroethene	1	17.4711	0	50	35*	50	130
Toluene	1	19.4304	0	50	39*	50	130
1,1,1,2-Tetrachloroethane	1	14.9893	0	50	30*	50	130
Chlorobenzene	1	13.9667	0	50	28*	50	130

* - Indicates outside of limits # - Indicates outside of standard limits but within method exceedance limits

Form3
Recovery Data Laboratory Limits
QC Batch: MBS61569

n-Butyl acrylate	1	0	0	50	0*	50	130
n-Amyl acetate	1	0	0	50	0*	50	130
Bromoform	1	8.8857	0	50	18*	20	130
Ethylbenzene	1	16.2826	0	50	33*	50	130
1,1,2,2-Tetrachloroethane	1	10.5416	0	50	21*	50	130
Styrene	1	10.2443	0	50	20*	50	130
m&p-Xylenes	1	25.6278	0	100	26*	50	130
o-Xylene	1	14.0769	1.0625	50	26*	50	130
trans-1,4-Dichloro-2-butene	1	14.4468	0	50	29	20	130
1,3-Dichlorobenzene	1	6.8788	0	50	14*	50	130
1,4-Dichlorobenzene	1	6.3844	0	50	13*	50	130
1,2-Dichlorobenzene	1	5.35	0	50	11*	50	130
Isopropylbenzene	1	13.5157	0	50	27*	50	130
Cyclohexanone	1	87.8148	0	250	35*	50	130
Camphene	1	15.1204	0	50	30*	50	130
1,2,3-Trichloropropane	1	10.3081	0	50	21*	50	130
2-Chlorotoluene	1	11.5075	0	50	23*	50	130
p-Ethyltoluene	1	7.097	0	50	14*	50	130
4-Chlorotoluene	1	8.7026	0	50	17*	50	130
n-Propylbenzene	1	11.1933	0	50	22*	50	130
Bromobenzene	1	9.6124	0	50	19*	50	130
1,3,5-Trimethylbenzene	1	11.0377	0	50	22*	50	130
Butyl methacrylate	1	2.0562	0	50	4.1*	50	130
t-Butylbenzene	1	11.9585	0	50	24*	50	130
1,2,4-Trimethylbenzene	1	4.5868	0	50	9.2*	50	130
sec-Butylbenzene	1	9.8867	1.1209	50	18*	50	130
4-Isopropyltoluene	1	3.1294	1.2672	50	3.7*	50	130
n-Butylbenzene	1	4.0106	1.6458	50	4.7*	50	130
p-Diethylbenzene	1	11.0454	0	50	22*	50	130
1,2,4,5-Tetramethylbenzene	1	7.6822	2.4961	50	10*	50	130
1,2-Dibromo-3-Chloropropane	1	4.7478	0	50	9.5*	50	130
Camphor	1	101.4584	0	500	20*	50	130
Hexachlorobutadiene	1	6.4365	5.0707	50	2.7*	50	130
1,2,4-Trichlorobenzene	1	3.4546	6.3093	50	-5.7*	50	130
1,2,3-Trichlorobenzene	1	2.8357	9.7567	50	-14*	50	130
Naphthalene	1	0	8.6782	50	-17*	50	130

* - Indicates outside of limits # - Indicates outside of standard limits but within method exceedance limits

Form3
Recovery Data Laboratory Limits
QC Batch: MBS61569

	Data File	Sample ID:	Analysis Date
Spike or Dup:	2M113924.D	AC98716-001(MSD)	7/6/2017 1:04:00 AM
Non Spike(If applicable):	2M113926.D	AC98716-001	7/6/2017 1:38:00 AM
Inst Blank(If applicable):			

Method: 8260C Matrix: Soil QC Type: MSD

Analyte:	Col	Spike Conc	Sample Conc	Expected Conc	Recovery	Lower Limit	Upper Limit
Chlorodifluoromethane	1	64.8049	0	50	130	20	130
Dichlorodifluoromethane	1	35.3184	0	50	71	20	130
Chloromethane	1	34.8031	0	50	70	20	130
Bromomethane	1	31.2484	0	50	62	20	130
Vinyl Chloride	1	29.6442	0	50	59	20	130
Chloroethane	1	29.1187	0	50	58	20	130
Trichlorofluoromethane	1	32.1232	0	50	64	20	130
Ethyl ether	1	39.1808	0	50	78	50	130
Furan	1	25.1723	0	50	50	50	130
1,1,2-Trichloro-1,2,2-trifluoroethane	1	28.0249	0	50	56	50	130
Methylene Chloride	1	24.9079	2.3694	50	45*	50	130
Acrolein	1	0	0	200	0*	20	130
Acrylonitrile	1	11.7417	0	50	23	20	130
Iodomethane	1	17.1092	0	50	34*	50	130
Acetone	1	120.32	0	200	60	20	130
Carbon Disulfide	1	17.4952	0	50	35*	50	130
t-Butyl Alcohol	1	317.1863	0	200	159*	20	130
n-Hexane	1	21.783	0	50	44*	50	130
Di-isopropyl-ether	1	31.4813	0	50	63	50	130
1,1-Dichloroethene	1	30.4116	0	50	61	50	130
Methyl Acetate	1	3.7331	0	50	7.5*	50	130
Methyl-t-butyl ether	1	30.8328	0	50	62	50	130
1,1-Dichloroethane	1	28.1272	0	50	56	50	130
trans-1,2-Dichloroethene	1	23.8731	0	50	48*	50	130
Ethyl-t-butyl ether	1	31.8647	0	50	64	50	130
cis-1,2-Dichloroethene	1	24.5975	0	50	49*	50	130
Bromochloromethane	1	23.453	0	50	47*	50	130
2,2-Dichloropropane	1	32.1231	0	50	64	50	130
Ethyl acetate	1	4.7599	0	50	9.5*	50	130
1,4-Dioxane	1	2225.382	0	2500	89	50	130
1,1-Dichloropropene	1	28.127	0	50	56	50	130
Chloroform	1	27.5904	0	50	55	50	130
Cyclohexane	1	24.6552	0	50	49*	50	130
1,2-Dichloroethane	1	28.3361	0	50	57	50	130
2-Butanone	1	26.4619	0	50	53	20	130
1,1,1-Trichloroethane	1	30.036	0	50	60	50	130
Carbon Tetrachloride	1	27.0765	0	50	54	50	130
Vinyl Acetate	1	31.4792	0	50	63	50	130
Bromodichloromethane	1	19.6712	0	50	39*	50	130
Methylcyclohexane	1	20.3272	0	50	41*	50	130
Dibromomethane	1	19.2608	0	50	39*	50	130
1,2-Dichloropropane	1	25.8906	0	50	52	50	130
Trichloroethene	1	23.4281	0	50	47*	50	130
Benzene	1	28.0291	0	50	56	50	130
tert-Amyl methyl ether	1	27.7317	0	50	55	50	130
Iso-propylacetate	1	0	0	50	0*	50	130
Methyl methacrylate	1	2.4674	0	50	4.9*	50	130
Dibromochloromethane	1	13.13	0	50	26*	50	130
2-Chloroethylvinylether	1	13.5728	0	50	27*	50	130
cis-1,3-Dichloropropene	1	9.4788	0	50	19*	50	130
trans-1,3-Dichloropropene	1	8.8059	0	50	18*	50	130
Ethyl methacrylate	1	0	0	50	0*	50	130
1,1,2-Trichloroethane	1	16.4113	0	50	33*	50	130
1,2-Dibromoethane	1	9.6532	0	50	19*	50	130
1,3-Dichloropropane	1	16.3965	0	50	33*	50	130
4-Methyl-2-Pentanone	1	0	0	50	0*	20	130
2-Hexanone	1	0	0	50	0*	20	130
Tetrachloroethene	1	17.6026	0	50	35*	50	130
Toluene	1	18.2966	0	50	37*	50	130
1,1,1,2-Tetrachloroethane	1	13.859	0	50	28*	50	130
Chlorobenzene	1	13.3879	0	50	27*	50	130

* - Indicates outside of limits # - Indicates outside of standard limits but within method exceedance limits

Form3
Recovery Data Laboratory Limits
QC Batch: MBS61569

n-Butyl acrylate	1	0	0	50	0 *	50	130
n-Amyl acetate	1	2.8604	0	50	5.7 *	50	130
Bromoform	1	10.1998	0	50	20	20	130
Ethylbenzene	1	14.0464	0	50	28 *	50	130
1,1,2,2-Tetrachloroethane	1	11.1204	0	50	22 *	50	130
Styrene	1	7.4986	0	50	15 *	50	130
m&p-Xylenes	1	19.7806	0	100	20 *	50	130
o-Xylene	1	13.7364	1.0625	50	25 *	50	130
trans-1,4-Dichloro-2-butene	1	15.145	0	50	30	20	130
1,3-Dichlorobenzene	1	6.0444	0	50	12 *	50	130
1,4-Dichlorobenzene	1	5.6742	0	50	11 *	50	130
1,2-Dichlorobenzene	1	4.83	0	50	9.7 *	50	130
Isopropylbenzene	1	12.802	0	50	26 *	50	130
Cyclohexanone	1	103.7007	0	250	41 *	50	130
Camphene	1	17.0539	0	50	34 *	50	130
1,2,3-Trichloropropane	1	11.9483	0	50	24 *	50	130
2-Chlorotoluene	1	10.2704	0	50	21 *	50	130
p-Ethyltoluene	1	5.1313	0	50	10 *	50	130
4-Chlorotoluene	1	8.194	0	50	16 *	50	130
n-Propylbenzene	1	9.2748	0	50	19 *	50	130
Bromobenzene	1	6.1742	0	50	12 *	50	130
1,3,5-Trimethylbenzene	1	6.5873	0	50	13 *	50	130
Butyl methacrylate	1	3.737	0	50	7.5 *	50	130
t-Butylbenzene	1	10.4111	0	50	21 *	50	130
1,2,4-Trimethylbenzene	1	1.7626	0	50	3.5 *	50	130
sec-Butylbenzene	1	8.6122	1.1209	50	15 *	50	130
4-Isopropyltoluene	1	2.134	1.2672	50	1.7 *	50	130
n-Butylbenzene	1	2.2136	1.6458	50	1.1 *	50	130
p-Diethylbenzene	1	5.8078	0	50	12 *	50	130
1,2,4,5-Tetramethylbenzene	1	2.6664	2.4961	50	0.34 *	50	130
1,2-Dibromo-3-Chloropropane	1	6.096	0	50	12 *	50	130
Camphor	1	122.9156	0	500	25 *	50	130
Hexachlorobutadiene	1	4.8814	5.0707	50	-0.38 *	50	130
1,2,4-Trichlorobenzene	1	0	6.3093	50	-13 *	50	130
1,2,3-Trichlorobenzene	1	3.4453	9.7567	50	-13 *	50	130
Naphthalene	1	0	8.6782	50	-17 *	50	130

* - Indicates outside of limits # - Indicates outside of standard limits but within method exceedance limits

Form3
RPD Data Laboratory Limits
QC Batch: MBS61569

	Data File	Sample ID:	Analysis Date
Spike or Dup:	2M113924.D	AC98716-001(MSD)	7/6/2017 1:04:00 AM
Duplicate(If applicable):	2M113923.D	AC98716-001(MS)	7/6/2017 12:47:00 AM
Inst Blank(If applicable):			

Method: 8260C Matrix: Soil QC Type: MSD

Analyte:	Column	Dup/MSD/MBSD Conc	Sample/MS/MBS Conc	RPD	Limit
Chlorodifluoromethane	1	64.8049	43.5019	39*	30
Dichlorodifluoromethane	1	35.3184	30.9642	13	30
Chloromethane	1	34.8031	33.0737	5.1	30
Bromomethane	1	31.2484	26.6236	16	30
Vinyl Chloride	1	29.6442	26.0252	13	40
Chloroethane	1	29.1187	27.3632	6.2	30
Trichlorofluoromethane	1	32.1232	30.3662	5.6	30
Ethyl ether	1	39.1808	29.5859	28	30
Furan	1	25.1723	26.0506	3.4	30
1,1,2-Trichloro-1,2,2-trifluoroethane	1	28.0249	25.9906	7.5	30
Methylene Chloride	1	24.9079	26.6734	6.8	30
Acrolein	1	0	0	NA	30
Acrylonitrile	1	11.7417	13.6046	15	30
Iodomethane	1	17.1092	18.0327	5.3	30
Acetone	1	120.32	41.774	97*	30
Carbon Disulfide	1	17.4952	20.1363	14	30
t-Butyl Alcohol	1	317.1863	127.7165	85*	30
n-Hexane	1	21.783	19.9158	9	30
Di-isopropyl-ether	1	31.4813	30.1745	4.2	30
1,1-Dichloroethene	1	30.4116	29.6702	2.5	40
Methyl Acetate	1	3.7331	0	200*	30
Methyl-t-butyl ether	1	30.8328	26.6806	14	30
1,1-Dichloroethane	1	28.1272	30.3556	7.6	40
trans-1,2-Dichloroethene	1	23.8731	19.9103	18	30
Ethyl-t-butyl ether	1	31.8647	30.0873	5.7	30
cis-1,2-Dichloroethene	1	24.5975	23.167	6	30
Bromochloromethane	1	23.453	23.546	0.4	30
2,2-Dichloropropane	1	32.1231	30.977	3.6	30
Ethyl acetate	1	4.7599	5.6794	18	30
1,4-Dioxane	1	2225.382	1665.626	29	30
1,1-Dichloropropene	1	28.127	25.8015	8.6	30
Chloroform	1	27.5904	25.2018	9	40
Cyclohexane	1	24.6552	22.3414	9.8	30
1,2-Dichloroethane	1	28.3361	23.2076	20	40
2-Butanone	1	26.4619	21.2169	22	40
1,1,1-Trichloroethane	1	30.036	28.326	5.9	30
Carbon Tetrachloride	1	27.0765	24.4018	10	40
Vinyl Acetate	1	31.4792	28.2144	11	30
Bromodichloromethane	1	19.6712	19.8765	1	30
Methylcyclohexane	1	20.3272	18.1481	11	30
Dibromomethane	1	19.2608	17.4685	9.8	30
1,2-Dichloropropane	1	25.8906	24.9807	3.6	30
Trichloroethene	1	23.4281	23.1227	1.3	40
Benzene	1	28.0291	27.3758	2.4	40
tert-Amyl methyl ether	1	27.7317	27.1459	2.1	30
Iso-propylacetate	1	0	0	NA	30
Methyl methacrylate	1	2.4674	6.8984	95*	30
Dibromochloromethane	1	13.13	13.4611	2.5	30
2-Chloroethylvinylether	1	13.5728	12.3458	9.5	30
cis-1,3-Dichloropropene	1	9.4788	10.1449	6.8	30
trans-1,3-Dichloropropene	1	8.8059	10.5546	18	30
Ethyl methacrylate	1	0	0	NA	30
1,1,2-Trichloroethane	1	16.4113	16.7681	2.2	30
1,2-Dibromoethane	1	9.6532	13.6264	34*	30
1,3-Dichloropropane	1	16.3965	17.6206	7.2	30
4-Methyl-2-Pentanone	1	0	0	NA	30
2-Hexanone	1	0	2.8849	200*	30
Tetrachloroethene	1	17.6026	17.4711	0.75	40
Toluene	1	18.2966	19.4304	6	40
1,1,1,2-Tetrachloroethane	1	13.859	14.9893	7.8	30
Chlorobenzene	1	13.3879	13.9667	4.2	40
n-Butyl acrylate	1	0	0	NA	30
n-Amyl acetate	1	2.8604	0	200*	30

Form3
RPD Data Laboratory Limits
QC Batch: MBS61569

Bromoform	1	10.1998	8.8857	14	30
Ethylbenzene	1	14.0464	16.2826	15	30
1,1,2,2-Tetrachloroethane	1	11.1204	10.5416	5.3	30
Styrene	1	7.4986	10.2443	31 *	30
m&p-Xylenes	1	19.7806	25.6278	26	30
o-Xylene	1	13.7364	14.0769	2.4	30
trans-1,4-Dichloro-2-butene	1	15.145	14.4468	4.7	30
1,3-Dichlorobenzene	1	6.0444	6.8788	13	30
1,4-Dichlorobenzene	1	5.6742	6.3844	12	40
1,2-Dichlorobenzene	1	4.83	5.35	10	40
Isopropylbenzene	1	12.802	13.5157	5.4	30
Cyclohexanone	1	103.7007	87.8148	17	30
Camphene	1	17.0539	15.1204	12	30
1,2,3-Trichloropropane	1	11.9483	10.3081	15	30
2-Chlorotoluene	1	10.2704	11.5075	11	30
p-Ethyltoluene	1	5.1313	7.097	32 *	30
4-Chlorotoluene	1	8.194	8.7026	6	30
n-Propylbenzene	1	9.2748	11.1933	19	40
Bromobenzene	1	6.1742	9.6124	44 *	30
1,3,5-Trimethylbenzene	1	6.5873	11.0377	51 *	30
Butyl methacrylate	1	3.737	2.0562	58 *	30
t-Butylbenzene	1	10.4111	11.9585	14	30
1,2,4-Trimethylbenzene	1	1.7626	4.5868	89 *	30
sec-Butylbenzene	1	8.6122	9.8867	14	40
4-Isopropyltoluene	1	2.134	3.1294	38 *	30
n-Butylbenzene	1	2.2136	4.0106	58 *	30
p-Diethylbenzene	1	5.8078	11.0454	62 *	30
1,2,4,5-Tetramethylbenzene	1	2.6664	7.6822	97 *	30
1,2-Dibromo-3-Chloropropane	1	6.096	4.7478	25	30
Camphor	1	122.9156	101.4584	19	30
Hexachlorobutadiene	1	4.8814	6.4365	27	30
1,2,4-Trichlorobenzene	1	0	3.4546	200 *	30
1,2,3-Trichlorobenzene	1	3.4453	2.8357	19	30
Naphthalene	1	0	0	NA	30

* - Indicates outside of limits NA - Both concentrations=0... no result can be calculated

FORM 4
Blank Summary

Blank Number: DAILY BLANK
Blank Data File: 6M55382.D
Matrix: Soil

Blank Analysis Date: 06/27/17 10:11
Blank Extraction Date: NA
(If Applicable)
Method: EPA 8260C

Sample Number	Data File	Analysis Date
MBS61515	6M55384.D	06/27/17 10:44
AC98595-001	6M55383.D	06/27/17 10:28

FORM 4
Blank Summary

Blank Number: DAILY BLANK
Blank Data File: 6M55594.D
Matrix: Soil

Blank Analysis Date: 07/03/17 19:41
Blank Extraction Date: NA
(If Applicable)
Method: EPA 8260C

Sample Number	Data File	Analysis Date
AC98737-001	6M55604.D	07/03/17 22:25
AC98737-002	6M55605.D	07/03/17 22:44
AC98737-003	6M55606.D	07/03/17 23:00
AC98737-005	6M55599.D	07/03/17 21:04
AC98737-009	6M55598.D	07/03/17 20:47
AC98595-001(MS)	6M55600.D	07/03/17 21:21
AC98595-001(MSD	6M55601.D	07/03/17 21:37
MBS61562	6M55602.D	07/03/17 21:54

FORM 4
Blank Summary

Blank Number: DAILY BLANK
Blank Data File: 2M113895.D
Matrix: Soil

Blank Analysis Date: 07/05/17 16:49
Blank Extraction Date: NA
(If Applicable)
Method: EPA 8260C

Sample Number	Data File	Analysis Date
AC98737-004	2M113918.D	07/05/17 23:23
AC98737-006	2M113919.D	07/05/17 23:40
AC98737-007	2M113920.D	07/05/17 23:57
MBS61566	2M113896.D	07/05/17 17:10
AC98767-008	2M113899.D	07/05/17 18:01
AC98767-008(MSD	2M113898.D	07/05/17 17:44
AC98767-008(MS)	2M113897.D	07/05/17 17:27

FORM 4
Blank Summary

Blank Number: DAILY BLANK
Blank Data File: 2M113895.D
Matrix: Soil

Blank Analysis Date: 07/05/17 16:49
Blank Extraction Date: NA
(If Applicable)
Method: EPA 8260C

Sample Number	Data File	Analysis Date
AC98737-008	2M113921.D	07/06/17 00:14
AC98716-001	2M113926.D	07/06/17 01:38
MBS61569	2M113925.D	07/06/17 01:21
AC98716-001(MSD	2M113924.D	07/06/17 01:04
AC98716-001(MS)	2M113923.D	07/06/17 00:47

Form 5

Tune Name: BFB TUNE
Instrument: GCMS 6

Data File: 6M54843.D
Analysis Date: 06/15/17 07:28
Method: EPA 8260C

Tune Scan/Time Range: Average of 4.315 to 4.325 min

Tgt Mass	Rel Mass	Lo Lim	Hi Lim	Rel Abund	Raw Abund	Pass/ Fail
50	95	15	40	23.8	47516	PASS
75	95	30	60	50.4	100564	PASS
95	95	100	100	100.0	199424	PASS
96	95	5	9	6.3	12598	PASS
173	174	0.00	2	0.4	624	PASS
174	95	50	100	81.3	162112	PASS
175	174	5	9	8.1	13130	PASS
176	174	95	101	100.7	163200	PASS
177	176	5	9	6.3	10305	PASS

Data File	Sample Number	Analysis Date:
6M54844.D	BLK	06/15/17 07:38
6M54846.D	CAL @ 0.5 PPB	06/15/17 08:15
6M54847.D	CAL @ 1 PPB	06/15/17 08:32
6M54848.D	CAL @ 2 PPB	06/15/17 08:49
6M54849.D	CAL @ 5 PPB	06/15/17 09:05
6M54850.D	CAL @ 20 PPB	06/15/17 09:22
6M54851.D	CAL @ 500 PPB	06/15/17 09:39
6M54853.D	CAL @ 250 PPB	06/15/17 10:12
6M54855.D	CAL @ 100 PPB	06/15/17 10:45
6M54857.D	CAL @ 50 PPB	06/15/17 11:18
6M54860.D	STD	06/15/17 12:08
6M54861.D	ICV	06/15/17 12:25
6M54864.D	DAILY BLANK	06/15/17 13:15
6M54865.D	0.5 PPB	06/15/17 13:34
6M54866.D	AC98276-002	06/15/17 13:51
6M54867.D	AC98276-001	06/15/17 14:07
6M54868.D	98395-001	06/15/17 14:25
6M54869.D	AC98385-013(5X)	06/15/17 14:42
6M54870.D	MBS61243	06/15/17 14:58
6M54871.D	AC98301-005(MS)	06/15/17 15:16
6M54872.D	AC98301-005(MSD	06/15/17 15:32
6M54873.D	BLK	06/15/17 15:49
6M54874.D	AC98352-010	06/15/17 16:06
6M54875.D	AC98352-011	06/15/17 16:22
6M54876.D	AC98458-001	06/15/17 16:39
6M54877.D	AC98458-002	06/15/17 16:55
6M54878.D	AC98458-003	06/15/17 17:12
6M54879.D	AC98458-004	06/15/17 17:28
6M54880.D	AC98450-001	06/15/17 17:45
6M54881.D	AC98458-005	06/15/17 18:02

Data Path : G:\GcMsData\2017\GCMS_6\Data\06-15-17\
Data File : 6M54843.D
Acq On : 15 Jun 2017 7:28
Operator : SG
Sample : BFB TUNE
Misc : S,5G
ALS Vial : 2 Sample Multiplier: 1

Integration File: RTEINT.P

Method : G:\GcMsData\2017\GCMS_6\MethodQt\6M_S0519.M
Title : @GCMS_6,ug,624,8260
Last Update : Fri May 19 12:16:36 2017

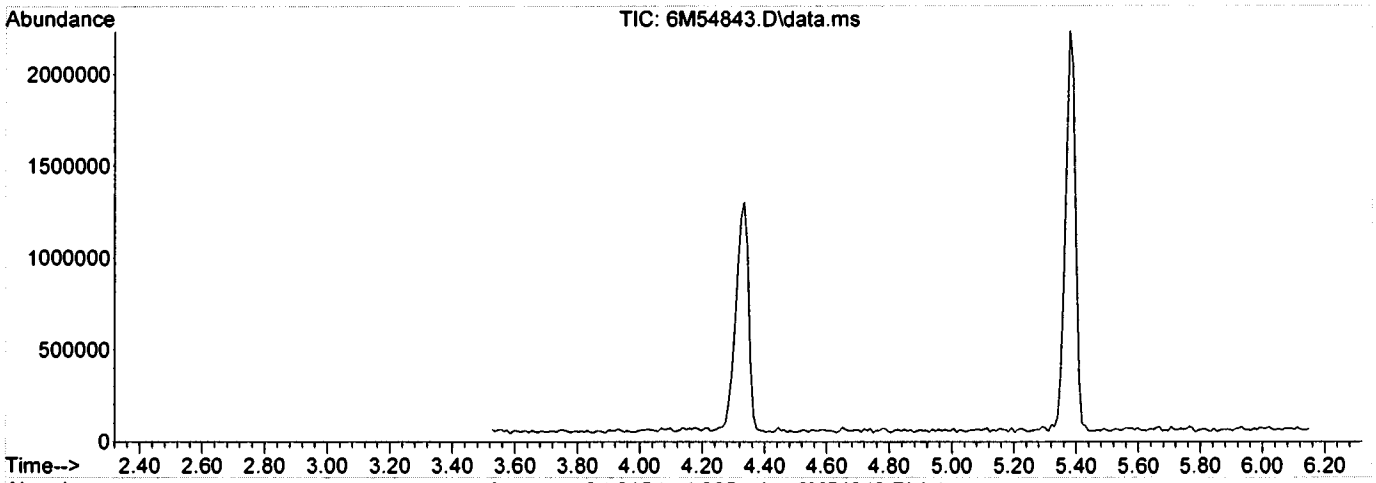

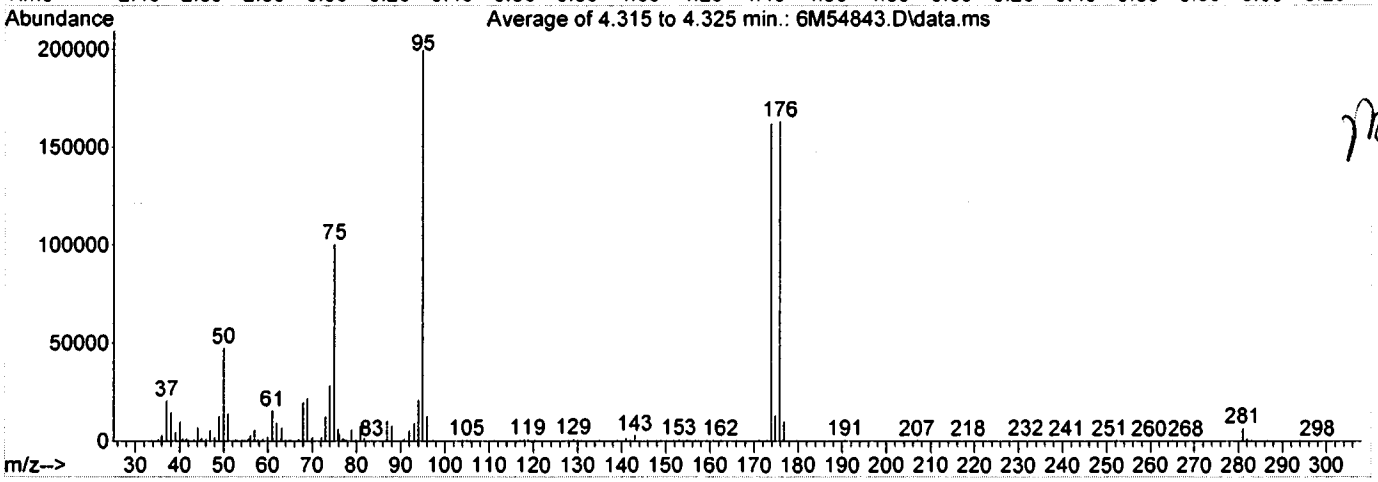

Spectrum Information: Average of 4.315 to 4.325 min.

Target Mass	Rel. to Mass	Lower Limit%	Upper Limit%	Rel. Abn%	Raw Abn	Result Pass/Fail
50	95	15	40	23.8	47516	PASS
75	95	30	60	50.4	100564	PASS
95	95	100	100	100.0	199424	PASS
96	95	5	9	6.3	12598	PASS
173	174	0.00	2	0.4	624	PASS
174	95	50	100	81.3	162112	PASS
175	174	5	9	8.1	13130	PASS
176	174	95	101	100.7	163200	PASS
177	176	5	9	6.3	10305	PASS

Form 5

Tune Name: BFB TUNE
Instrument: GCMS 6

Data File: 6M55375.D
Analysis Date: 06/27/17 08:28
Method: EPA 8260C

Tune Scan/Time Range: Average of 4.315 to 4.344 min

Tgt Mass	Rel Mass	Lo Lim	Hi Lim	Rel Abund	Raw Abund	Pass/ Fail
50	95	15	40	26.1	45256	PASS
75	95	30	60	51.6	89350	PASS
95	95	100	100	100.0	173084	PASS
96	95	5	9	6.9	11891	PASS
173	174	0.00	2	0.3	460	PASS
174	95	50	100	80.1	138602	PASS
175	174	5	9	6.9	9550	PASS
176	174	95	101	97.6	135242	PASS
177	176	5	9	6.8	9199	PASS

Data File	Sample Number	Analysis Date:
6M55378.D	CAL @ 50 PPB	06/27/17 09:05
6M55381.D	BLK	06/27/17 09:55
6M55382.D	DAILY BLANK	06/27/17 10:11
6M55383.D	AC98595-001	06/27/17 10:28
6M55384.D	MBS61515	06/27/17 10:44
6M55385.D	AC98613-001(MS)	06/27/17 11:01
6M55386.D	AC98613-001(MSD	06/27/17 11:18
6M55387.D	BLK	06/27/17 11:34
6M55388.D	AC98662-001	06/27/17 11:51
6M55389.D	AC98662-002	06/27/17 12:07
6M55390.D	AC98662-003	06/27/17 12:24
6M55391.D	AC98662-004	06/27/17 12:40
6M55392.D	AC98661-001	06/27/17 12:57
6M55393.D	AC98661-002	06/27/17 13:13
6M55394.D	AC98661-003	06/27/17 13:30
6M55395.D	AC98661-004	06/27/17 13:47
6M55396.D	AC98661-005	06/27/17 14:04
6M55397.D	AC98661-006	06/27/17 14:20
6M55398.D	AC98649-003(5X)	06/27/17 14:37
6M55399.D	BLK	06/27/17 14:53
6M55400.D	AC98649-003	06/27/17 15:12
6M55401.D	BLK	06/27/17 15:29
6M55402.D	AC98660-002	06/27/17 15:47
6M55403.D	AC98660-004	06/27/17 16:04
6M55404.D	AC98660-005	06/27/17 16:20
6M55405.D	AC98660-006	06/27/17 16:37
6M55406.D	AC98597-001	06/27/17 16:53
6M55407.D	AC98597-004	06/27/17 17:10
6M55408.D	AC98597-005	06/27/17 17:27
6M55409.D	AC98597-006	06/27/17 17:43
6M55410.D	BLK	06/27/17 18:00
6M55411.D	BLK	06/27/17 18:16
6M55412.D	BLK	06/27/17 18:33

Data Path : G:\GcMsData\2017\GCMS_6\Data\06-27-17\
Data File : 6M55375.D
Acq On : 27 Jun 2017 8:28
Operator : SG
Sample : BFB TUNE
Misc : S,5G
ALS Vial : 1 Sample Multiplier: 1

Integration File: RTEINT.P

Method : G:\GcMsData\2017\GCMS_6\MethodQt\6M_S0615.M
Title : @GCMS_6,ug,624,8260
Last Update : Thu Jun 15 17:02:26 2017

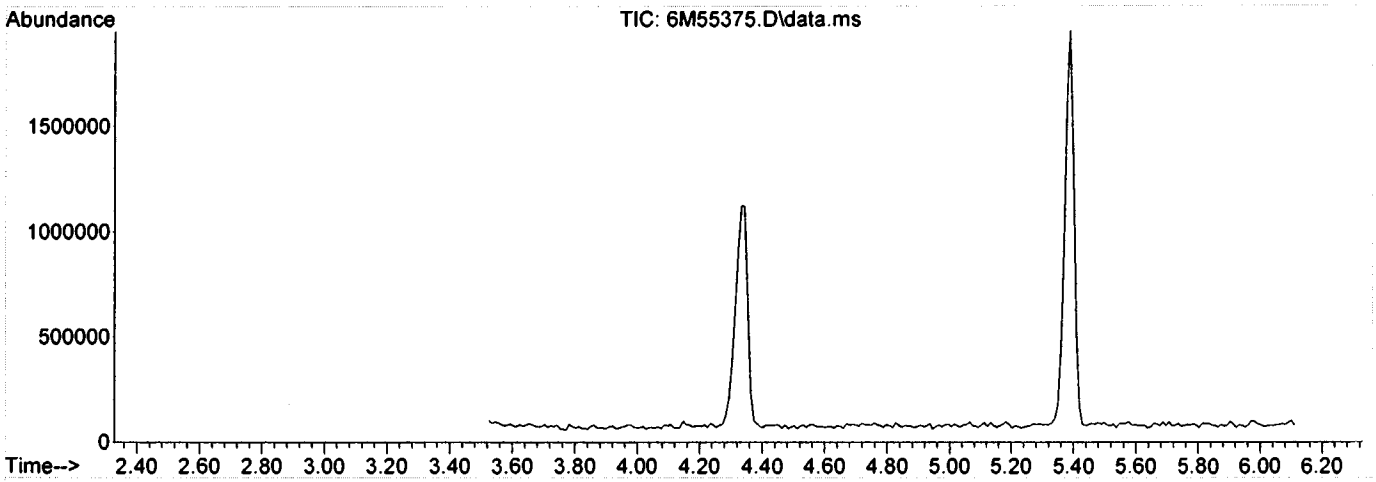

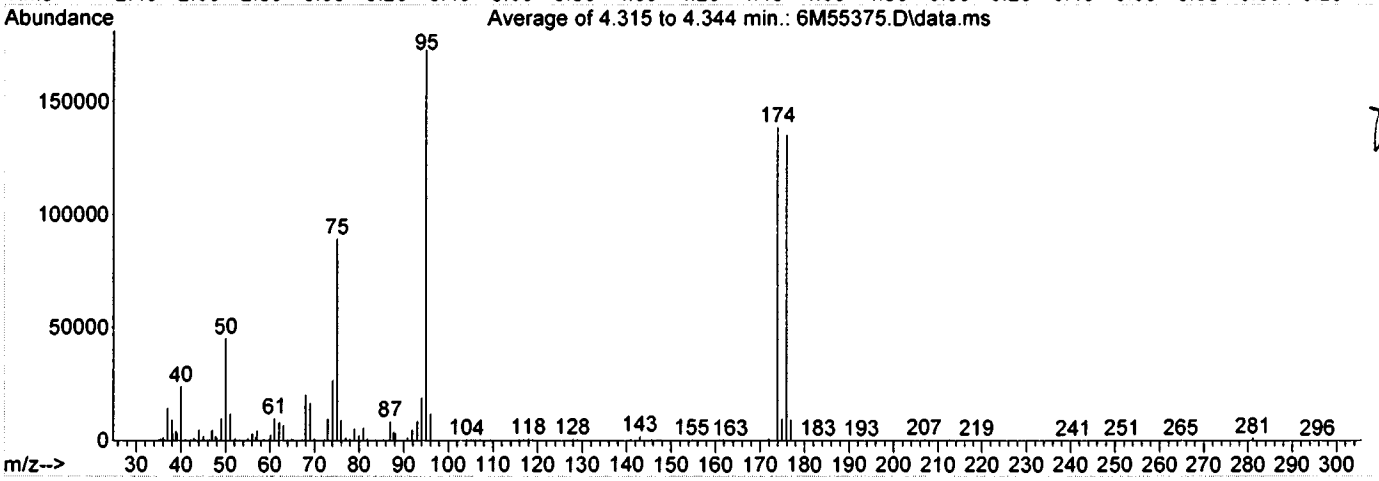

Spectrum Information: Average of 4.315 to 4.344 min.

Target Mass	Rel. to Mass	Lower Limit%	Upper Limit%	Rel. Abn%	Raw Abn	Result Pass/Fail
50	95	15	40	26.1	45256	PASS
75	95	30	60	51.6	89350	PASS
95	95	100	100	100.0	173084	PASS
96	95	5	9	6.9	11891	PASS
173	174	0.00	2	0.3	460	PASS
174	95	50	100	80.1	138602	PASS
175	174	5	9	6.9	9550	PASS
176	174	95	101	97.6	135242	PASS
177	176	5	9	6.8	9199	PASS

Form 5

Tune Name: BFB TUNE
Instrument: GCMS 6

Data File: 6M55589.D
Analysis Date: 07/03/17 18:25
Method: EPA 8260C

Tune Scan/Time Range: Average of 4.339 to 4.358 min

Tgt Mass	Rel Mass	Lo Lim	Hi Lim	Rel Abund	Raw Abund	Pass/ Fail
50	95	15	40	23.3	54107	PASS
75	95	30	60	52.0	120851	PASS
95	95	100	100	100.0	232571	PASS
96	95	5	9	7.1	16403	PASS
173	174	0.00	2	0.2	376	PASS
174	95	50	100	83.5	194267	PASS
175	174	5	9	6.7	12977	PASS
176	174	95	101	99.0	192368	PASS
177	176	5	9	7.2	13804	PASS

Data File	Sample Number	Analysis Date:
6M55590.D	50 PPB	07/03/17 18:35
6M55591.D	CAL @ 50 PPB	07/03/17 18:52
6M55592.D	BLK	07/03/17 19:08
6M55593.D	BLK	07/03/17 19:25
6M55594.D	DAILY BLANK	07/03/17 19:41
6M55595.D	AC98731-006	07/03/17 19:58
6M55596.D	AC98730-001	07/03/17 20:14
6M55597.D	AC98730-002	07/03/17 20:31
6M55598.D	AC98737-009	07/03/17 20:47
6M55599.D	AC98737-005	07/03/17 21:04
6M55600.D	AC98595-001(MS)	07/03/17 21:21
6M55601.D	AC98595-001(MSD	07/03/17 21:37
6M55602.D	MBS61562	07/03/17 21:54
6M55603.D	BLK	07/03/17 22:08
6M55604.D	AC98737-001	07/03/17 22:25
6M55605.D	AC98737-002	07/03/17 22:44
6M55606.D	AC98737-003	07/03/17 23:00
6M55607.D	AC98767-008	07/03/17 23:17
6M55608.D	AC98778-001	07/03/17 23:34
6M55609.D	AC98778-002	07/03/17 23:50
6M55610.D	AC98778-003	07/04/17 00:07
6M55611.D	AC98778-004	07/04/17 00:23
6M55612.D	AC98778-005	07/04/17 00:40
6M55613.D	AC98778-006	07/04/17 00:56
6M55614.D	AC98778-007	07/04/17 01:13
6M55615.D	AC98778-008	07/04/17 01:30
6M55616.D	AC98778-009	07/04/17 01:46
6M55617.D	AC98778-010	07/04/17 02:03
6M55618.D	BLK	07/04/17 02:19
6M55619.D	BLK	07/04/17 02:36
6M55620.D	AC98777-002	07/04/17 02:52
6M55621.D	AC98777-004	07/04/17 03:09
6M55622.D	AC98777-003	07/04/17 03:25
6M55623.D	AC98777-001	07/04/17 03:42
6M55624.D	AC98722-001(MS)	07/04/17 03:58
6M55625.D	AC98722-001(MSD	07/04/17 04:15
6M55626.D	MBS61563	07/04/17 04:32
6M55627.D	BLK	07/04/17 04:48
6M55628.D	AC98777-005	07/04/17 05:04
6M55629.D	AC98777-006	07/04/17 05:21
6M55630.D	AC98775-002	07/04/17 05:38
6M55631.D	AC98776-002	07/04/17 05:54
6M55632.D	AC98772-001	07/04/17 06:11

Data Path : G:\GcMsData\2017\GCMS_6\Data\07-0317\
Data File : 6M55589.D
Acq On : 3 Jul 2017 18:25
Operator : WP
Sample : BFB TUNE
Misc : S,5g
ALS Vial : 42 Sample Multiplier: 1

Integration File: RTEINT.P

Method : G:\GcMsData\2017\GCMS_6\MethodQt\6M_S0615.M
Title : @GCMS_6,ug,624,8260
Last Update : Thu Jun 15 17:02:26 2017

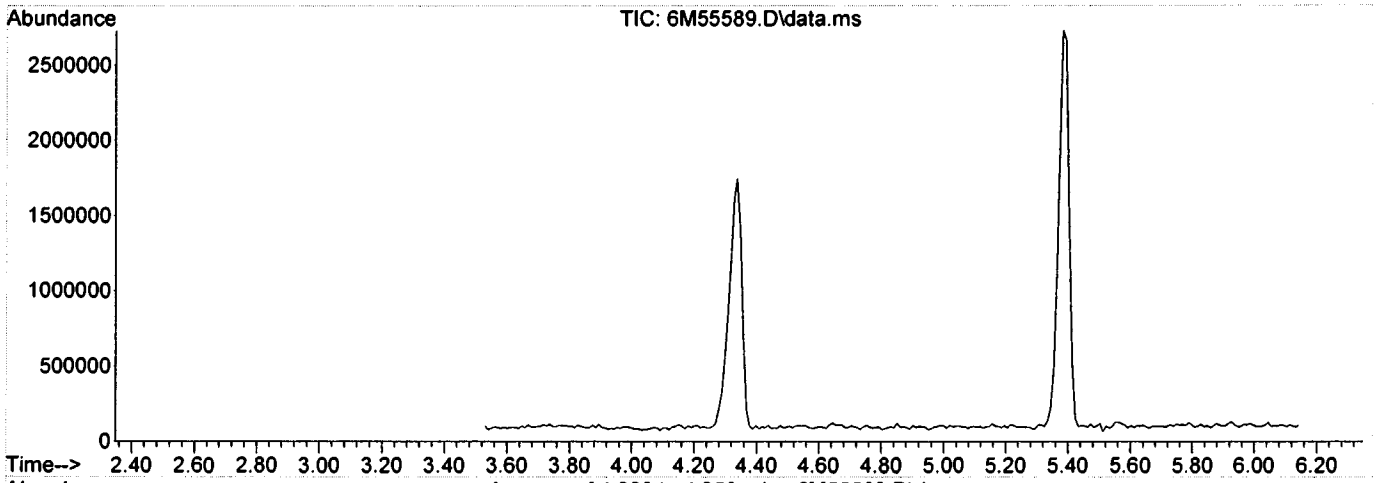

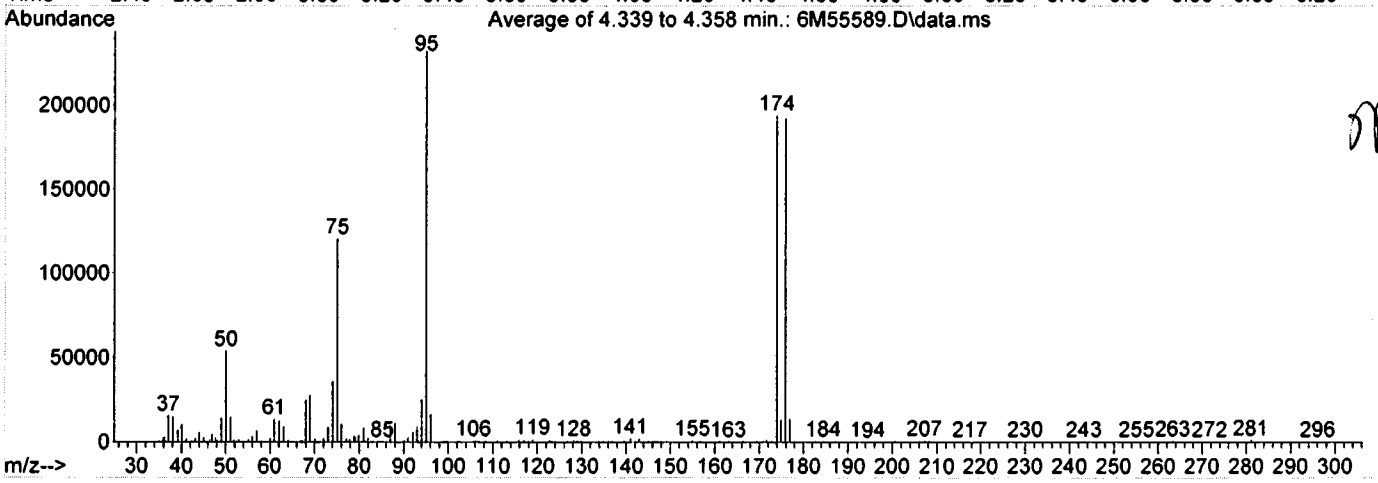

Spectrum Information: Average of 4.339 to 4.358 min.

Target Mass	Rel. to Mass	Lower Limit%	Upper Limit%	Rel. Abn%	Raw Abn	Result Pass/Fail
50	95	15	40	23.3	54107	PASS
75	95	30	60	52.0	120851	PASS
95	95	100	100	100.0	232571	PASS
96	95	5	9	7.1	16403	PASS
173	174	0.00	2	0.2	376	PASS
174	95	50	100	83.5	194267	PASS
175	174	5	9	6.7	12977	PASS
176	174	95	101	99.0	192368	PASS
177	176	5	9	7.2	13804	PASS

Form 5

Tune Name: BFB TUNE
Instrument: GCMS 2

Data File: 2M113871.D
Analysis Date: 07/05/17 10:06
Method: EPA 8260C

Tune Scan/Time Range: Average of 4.477 to 4.527 min

Tgt Mass	Rel Mass	Lo Lim	Hi Lim	Rel Abund	Raw Abund	Pass/ Fail
50	95	15	40	25.5	18875	PASS
75	95	30	60	46.6	34542	PASS
95	95	100	100	100.0	74134	PASS
96	95	5	9	8.3	6151	PASS
173	174	0.00	2	0.2	137	PASS
174	95	50	100	84.4	62551	PASS
175	174	5	9	5.8	3621	PASS
176	174	95	101	96.9	60642	PASS
177	176	5	9	7.6	4622	PASS

Data File	Sample Number	Analysis Date:
2M113872.D	BLK	07/05/17 10:16
2M113873.D	CAL @ 0.5 PPB	07/05/17 10:33
2M113874.D	CAL @ 1 PPB	07/05/17 10:50
2M113875.D	CAL @ 2 PPB	07/05/17 11:07
2M113876.D	CAL @ 5 PPB	07/05/17 11:24
2M113877.D	CAL @ 20 PPB	07/05/17 11:41
2M113878.D	CAL @ 500 PPB	07/05/17 11:58
2M113880.D	CAL @ 250 PPB	07/05/17 12:32
2M113882.D	CAL @ 100 PPB	07/05/17 13:06
2M113884.D	CAL @ 50 PPB	07/05/17 13:40
2M113888.D	ICV	07/05/17 14:50

Data Path : G:\GcMsData\2017\GCMS_2\Data\07-05-17\
Data File : 2M113871.D
Acq On : 5 Jul 2017 10:06
Operator : SG
Sample : BFB TUNE
Misc : S,5G
ALS Vial : 2 Sample Multiplier: 1

Integration File: RTEINT.P

Method : G:\GcMsData\2017\GCMS_2\MethodQt\2M_S0518.M
Title : @GCMS_2,ug,624,8260
Last Update : Thu May 18 15:19:40 2017

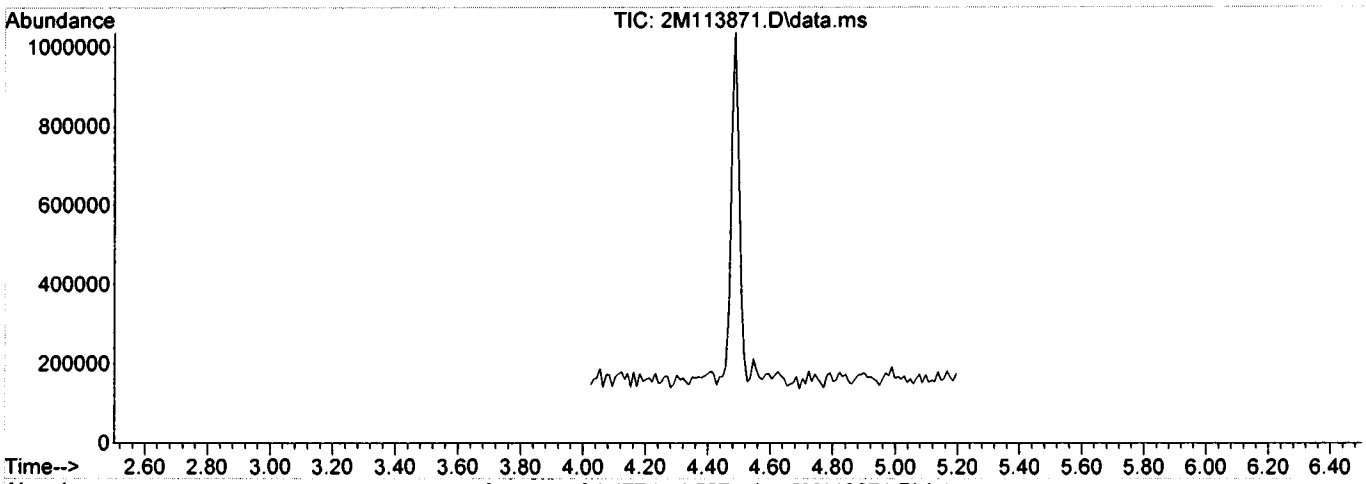

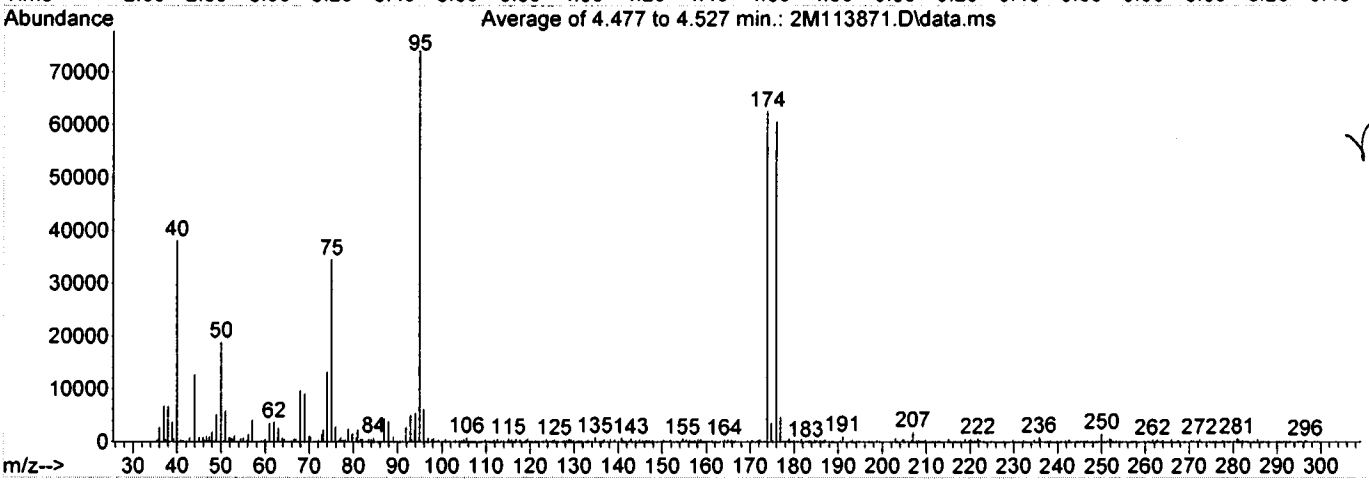

Spectrum Information: Average of 4.477 to 4.527 min.

Target Mass	Rel. to Mass	Lower Limit%	Upper Limit%	Rel. Abn%	Raw Abn	Result Pass/Fail
50	95	15	40	25.5	18875	PASS
75	95	30	60	46.6	34542	PASS
95	95	100	100	100.0	74134	PASS
96	95	5	9	8.3	6151	PASS
173	174	0.00	2	0.2	137	PASS
174	95	50	100	84.4	62551	PASS
175	174	5	9	5.8	3621	PASS
176	174	95	101	96.9	60642	PASS
177	176	5	9	7.6	4622	PASS

Form 5

Tune Name: BFB TUNE
Instrument: GCMS 2

Data File: 2M113889.D
Analysis Date: 07/05/17 15:12
Method: EPA 8260C

Tune Scan/Time Range: Average of 4.448 to 4.527 min

Tgt Mass	Rel Mass	Lo Lim	Hi Lim	Rel Abund	Raw Abund	Pass/ Fail
50	95	15	40	27.2	13758	PASS
75	95	30	60	55.3	27973	PASS
95	95	100	100	100.0	50600	PASS
96	95	5	9	7.6	3828	PASS
173	174	0.00	2	0.3	103	PASS
174	95	50	100	80.1	40551	PASS
175	174	5	9	8.5	3466	PASS
176	174	95	101	98.7	40039	PASS
177	176	5	9	8.7	3479	PASS

Data File	Sample Number	Analysis Date:
2M113891.D	CAL @ 50 PPB	07/05/17 15:42
2M113893.D	BLK	07/05/17 16:16
2M113894.D	BLK	07/05/17 16:32
2M113895.D	DAILY BLANK	07/05/17 16:49
2M113896.D	MBS61566	07/05/17 17:10
2M113897.D	AC98767-008(MS)	07/05/17 17:27
2M113898.D	AC98767-008(MSD	07/05/17 17:44
2M113899.D	AC98767-008	07/05/17 18:01
2M113900.D	AC98768-001	07/05/17 18:18
2M113901.D	AC98768-003	07/05/17 18:35
2M113902.D	AC98768-004	07/05/17 18:52
2M113903.D	AC98768-005	07/05/17 19:09
2M113904.D	AC98768-006	07/05/17 19:25
2M113905.D	AC98768-007	07/05/17 19:42
2M113906.D	AC98768-008	07/05/17 19:59
2M113907.D	AC98768-009	07/05/17 20:16
2M113908.D	AC98768-013	07/05/17 20:33
2M113909.D	AC98768-020	07/05/17 20:50
2M113910.D	AC98768-021	07/05/17 21:07
2M113911.D	AC98768-022	07/05/17 21:24
2M113912.D	AC98760-003	07/05/17 21:41
2M113913.D	AC98760-004	07/05/17 21:58
2M113914.D	AC98760-005	07/05/17 22:15
2M113915.D	AC98791-001	07/05/17 22:32
2M113916.D	BLK	07/05/17 22:49
2M113917.D	BLK	07/05/17 23:06
2M113918.D	AC98737-004	07/05/17 23:23
2M113919.D	AC98737-006	07/05/17 23:40
2M113920.D	AC98737-007	07/05/17 23:57
2M113921.D	AC98737-008	07/06/17 00:14
2M113922.D	AC98768-029	07/06/17 00:31
2M113923.D	AC98716-001(MS)	07/06/17 00:47
2M113924.D	AC98716-001(MSD	07/06/17 01:04
2M113925.D	MBS61569	07/06/17 01:21
2M113926.D	AC98716-001	07/06/17 01:38
2M113927.D	AC98770-001	07/06/17 01:55
2M113928.D	AC98770-006	07/06/17 02:12
2M113929.D	AC98770-005	07/06/17 02:29
2M113930.D	AC98770-002	07/06/17 02:46
2M113931.D	AC98770-010	07/06/17 03:03
2M113932.D	STD	07/06/17 03:19
2M113933.D	BLK	07/06/17 03:36

Data Path : G:\GcMsData\2017\GCMS_2\Data\07-0517\
Data File : 2M113889.D
Acq On : 5 Jul 2017 15:12
Operator : SG
Sample : BFB TUNE
Misc : S,5G
ALS Vial : 20 Sample Multiplier: 1

Integration File: RTEINT.P

Method : G:\GcMsData\2017\GCMS_2\MethodQt\2M_S0518.M
Title : @GCMS_2,ug,624,8260
Last Update : Thu May 18 15:19:40 2017

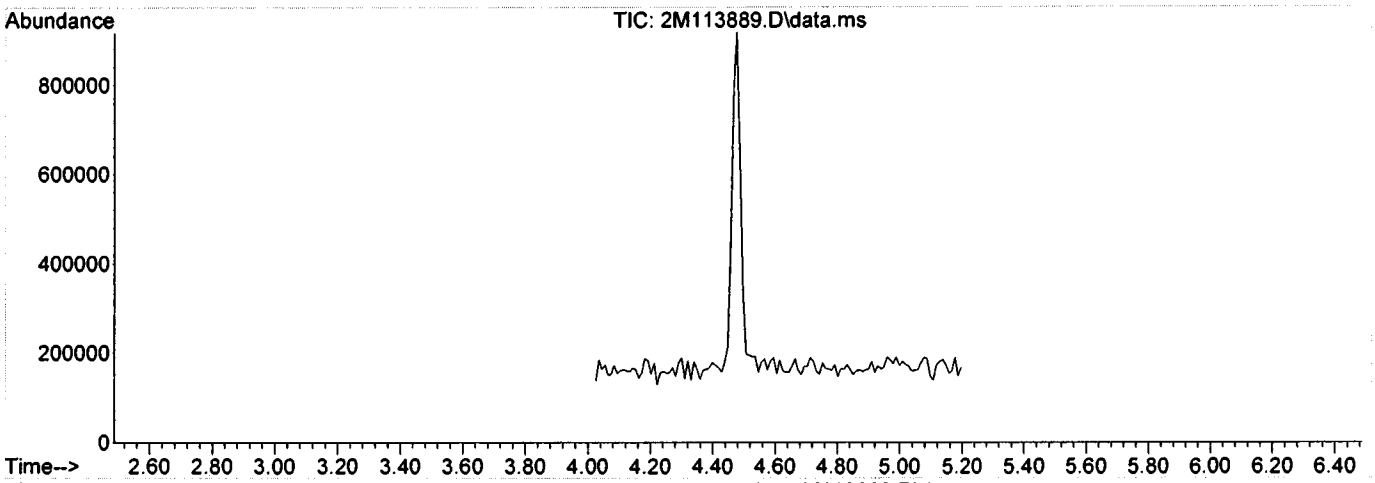

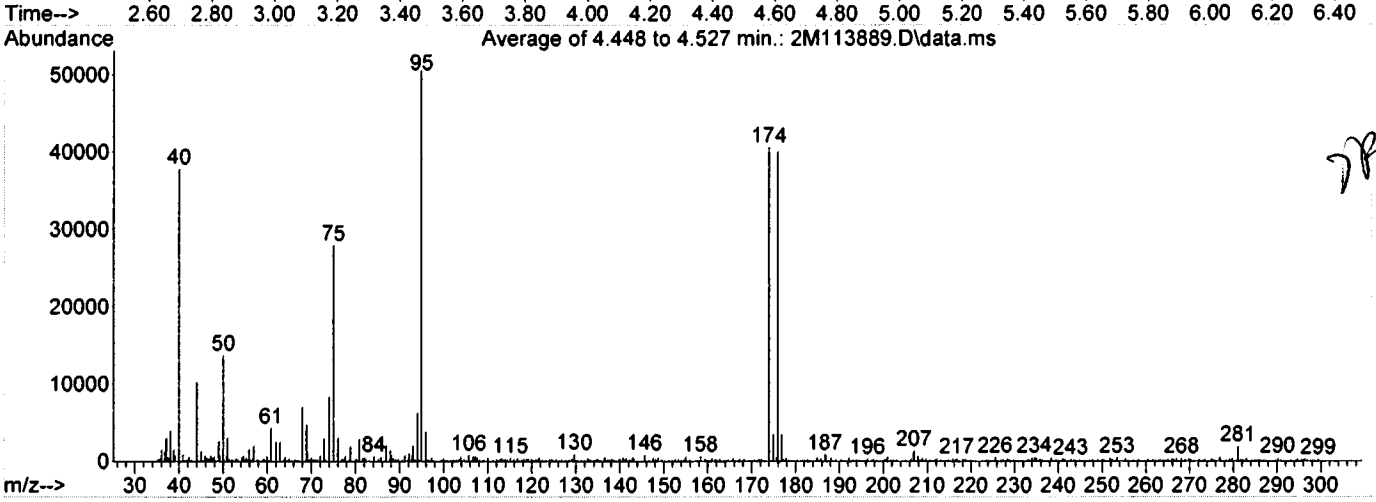

Spectrum Information: Average of 4.448 to 4.527 min.

Target Mass	Rel. to Mass	Lower Limit%	Upper Limit%	Rel. Abn%	Raw Abn	Result Pass/Fail
50	95	15	40	27.2	13758	PASS
75	95	30	60	55.3	27973	PASS
95	95	100	100	100.0	50600	PASS
96	95	5	9	7.6	3828	PASS
173	174	0.00	2	0.3	103	PASS
174	95	50	100	80.1	40551	PASS
175	174	5	9	8.5	3466	PASS
176	174	95	101	98.7	40039	PASS
177	176	5	9	8.7	3479	PASS

Form 5

Tune Name: BFB TUNE
Instrument: GCMS 2

Data File: 2M113871.D
Analysis Date: 07/05/17 10:06
Method: EPA 8260C

Tune Scan/Time Range: Average of 4.477 to 4.527 min

Tgt Mass	Rel Mass	Lo Lim	Hi Lim	Rel Abund	Raw Abund	Pass/ Fail
50	95	15	40	25.5	18875	PASS
75	95	30	60	46.6	34542	PASS
95	95	100	100	100.0	74134	PASS
96	95	5	9	8.3	6151	PASS
173	174	0.00	2	0.2	137	PASS
174	95	50	100	84.4	62551	PASS
175	174	5	9	5.8	3621	PASS
176	174	95	101	96.9	60642	PASS
177	176	5	9	7.6	4622	PASS

Data File	Sample Number	Analysis Date:
2M113872.D	BLK	07/05/17 10:16
2M113873.D	CAL @ 0.5 PPB	07/05/17 10:33
2M113874.D	CAL @ 1 PPB	07/05/17 10:50
2M113875.D	CAL @ 2 PPB	07/05/17 11:07
2M113876.D	CAL @ 5 PPB	07/05/17 11:24
2M113877.D	CAL @ 20 PPB	07/05/17 11:41
2M113878.D	CAL @ 500 PPB	07/05/17 11:58
2M113880.D	CAL @ 250 PPB	07/05/17 12:32
2M113882.D	CAL @ 100 PPB	07/05/17 13:06
2M113884.D	CAL @ 50 PPB	07/05/17 13:40
2M113888.D	ICV	07/05/17 14:50

Data Path : G:\GcMsData\2017\GCMS_2\Data\07-05-17\
Data File : 2M113871.D
Acq On : 5 Jul 2017 10:06
Operator : SG
Sample : BFB TUNE
Misc : S,5G
ALS Vial : 2 Sample Multiplier: 1

Integration File: RTEINT.P

Method : G:\GcMsData\2017\GCMS_2\MethodQt\2M_S0518.M
Title : @GCMS_2,ug,624,8260
Last Update : Thu May 18 15:19:40 2017

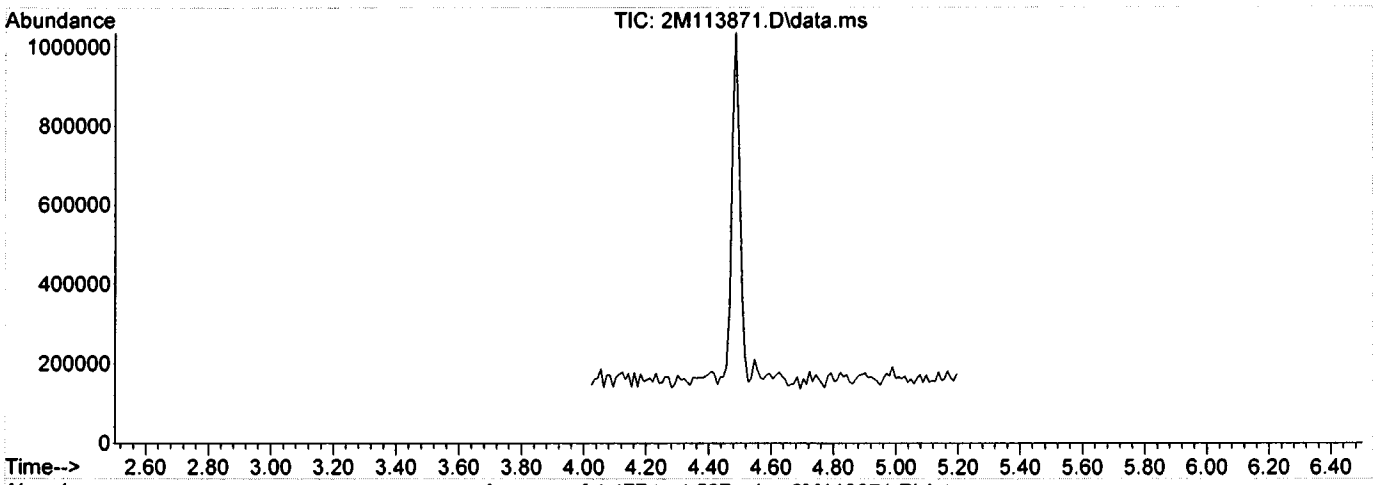

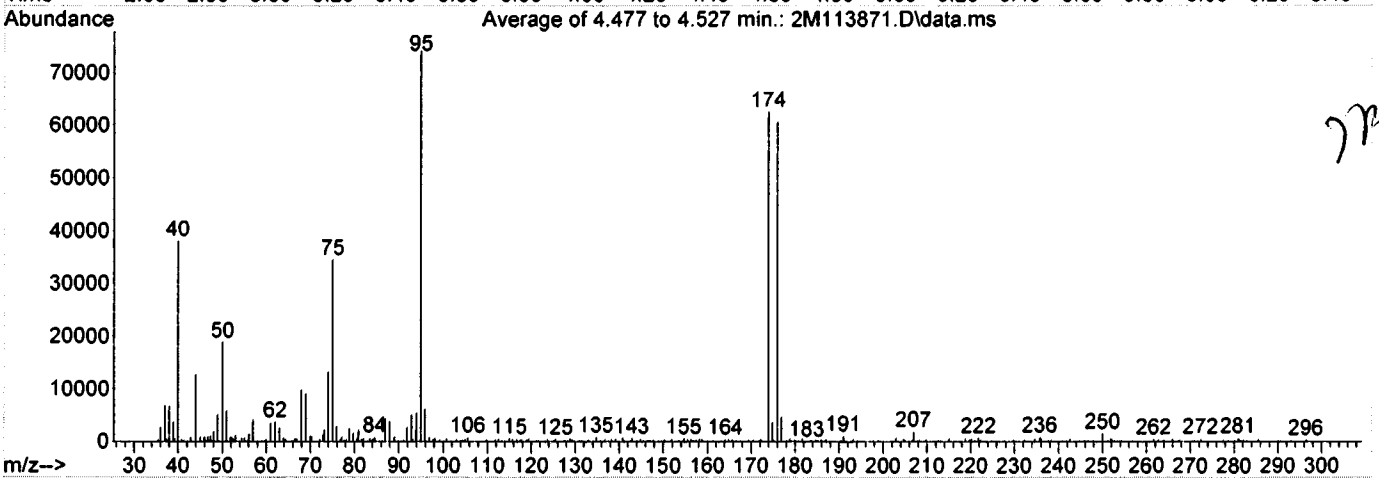

Spectrum Information: Average of 4.477 to 4.527 min.

Target Mass	Rel. to Mass	Lower Limit%	Upper Limit%	Rel. Abn%	Raw Abn	Result Pass/Fail
50	95	15	40	25.5	18875	PASS
75	95	30	60	46.6	34542	PASS
95	95	100	100	100.0	74134	PASS
96	95	5	9	8.3	6151	PASS
173	174	0.00	2	0.2	137	PASS
174	95	50	100	84.4	62551	PASS
175	174	5	9	5.8	3621	PASS
176	174	95	101	96.9	60642	PASS
177	176	5	9	7.6	4622	PASS

Form 5

Tune Name: BFB TUNE
Instrument: GCMS 2

Data File: 2M113889.D
Analysis Date: 07/05/17 15:12
Method: EPA 8260C

Tune Scan/Time Range: Average of 4.448 to 4.527 min

Tgt Mass	Rel Mass	Lo Lim	Hi Lim	Rel Abund	Raw Abund	Pass/ Fail
50	95	15	40	27.2	13758	PASS
75	95	30	60	55.3	27973	PASS
95	95	100	100	100.0	50600	PASS
96	95	5	9	7.6	3828	PASS
173	174	0.00	2	0.3	103	PASS
174	95	50	100	80.1	40551	PASS
175	174	5	9	8.5	3466	PASS
176	174	95	101	98.7	40039	PASS
177	176	5	9	8.7	3479	PASS

Data File	Sample Number	Analysis Date:
2M113891.D	CAL @ 50 PPB	07/05/17 15:42
2M113893.D	BLK	07/05/17 16:16
2M113894.D	BLK	07/05/17 16:32
2M113895.D	DAILY BLANK	07/05/17 16:49
2M113896.D	MBS61566	07/05/17 17:10
2M113897.D	AC98767-008(MS)	07/05/17 17:27
2M113898.D	AC98767-008(MSD	07/05/17 17:44
2M113899.D	AC98767-008	07/05/17 18:01
2M113900.D	AC98768-001	07/05/17 18:18
2M113901.D	AC98768-003	07/05/17 18:35
2M113902.D	AC98768-004	07/05/17 18:52
2M113903.D	AC98768-005	07/05/17 19:09
2M113904.D	AC98768-006	07/05/17 19:25
2M113905.D	AC98768-007	07/05/17 19:42
2M113906.D	AC98768-008	07/05/17 19:59
2M113907.D	AC98768-009	07/05/17 20:16
2M113908.D	AC98768-013	07/05/17 20:33
2M113909.D	AC98768-020	07/05/17 20:50
2M113910.D	AC98768-021	07/05/17 21:07
2M113911.D	AC98768-022	07/05/17 21:24
2M113912.D	AC98760-003	07/05/17 21:41
2M113913.D	AC98760-004	07/05/17 21:58
2M113914.D	AC98760-005	07/05/17 22:15
2M113915.D	AC98791-001	07/05/17 22:32
2M113916.D	BLK	07/05/17 22:49
2M113917.D	BLK	07/05/17 23:06
2M113918.D	AC98737-004	07/05/17 23:23
2M113919.D	AC98737-006	07/05/17 23:40
2M113920.D	AC98737-007	07/05/17 23:57
2M113921.D	AC98737-008	07/06/17 00:14
2M113922.D	AC98768-029	07/06/17 00:31
2M113923.D	AC98716-001(MS)	07/06/17 00:47
2M113924.D	AC98716-001(MSD	07/06/17 01:04
2M113925.D	MBS61569	07/06/17 01:21
2M113926.D	AC98716-001	07/06/17 01:38
2M113927.D	AC98770-001	07/06/17 01:55
2M113928.D	AC98770-006	07/06/17 02:12
2M113929.D	AC98770-005	07/06/17 02:29
2M113930.D	AC98770-002	07/06/17 02:46
2M113931.D	AC98770-010	07/06/17 03:03
2M113932.D	STD	07/06/17 03:19
2M113933.D	BLK	07/06/17 03:36

Data Path : G:\GcMsData\2017\GCMS_2\Data\07-0517\
Data File : 2M113889.D
Acq On : 5 Jul 2017 15:12
Operator : SG
Sample : BFB TUNE
Misc : S,5G
ALS Vial : 20 Sample Multiplier: 1

Integration File: RTEINT.P

Method : G:\GcMsData\2017\GCMS_2\MethodQt\2M_S0518.M
Title : @GCMS_2,ug,624,8260
Last Update : Thu May 18 15:19:40 2017

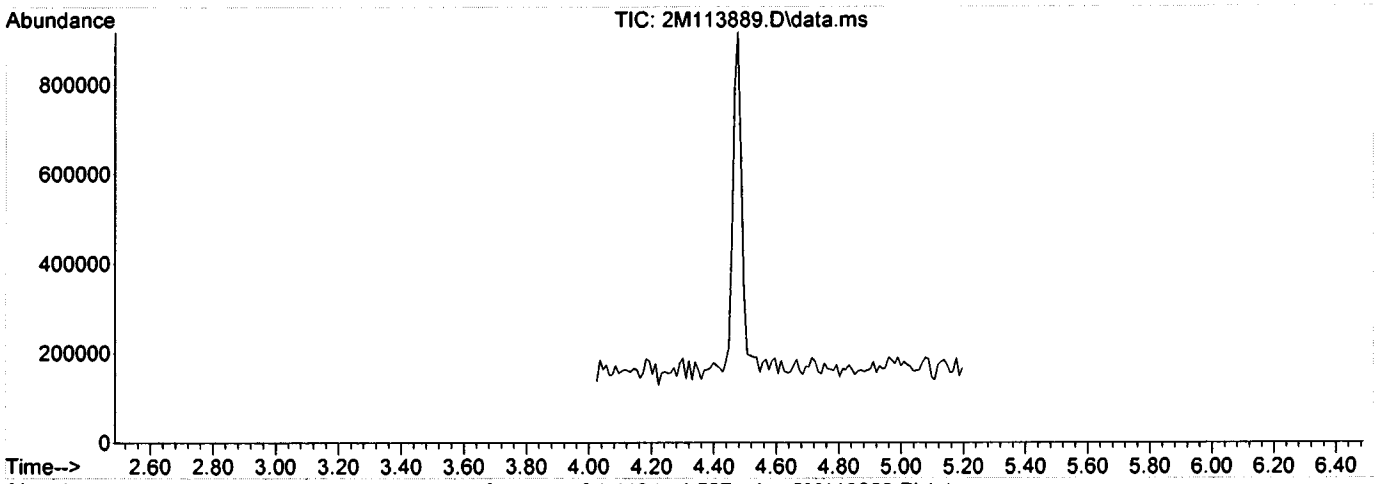

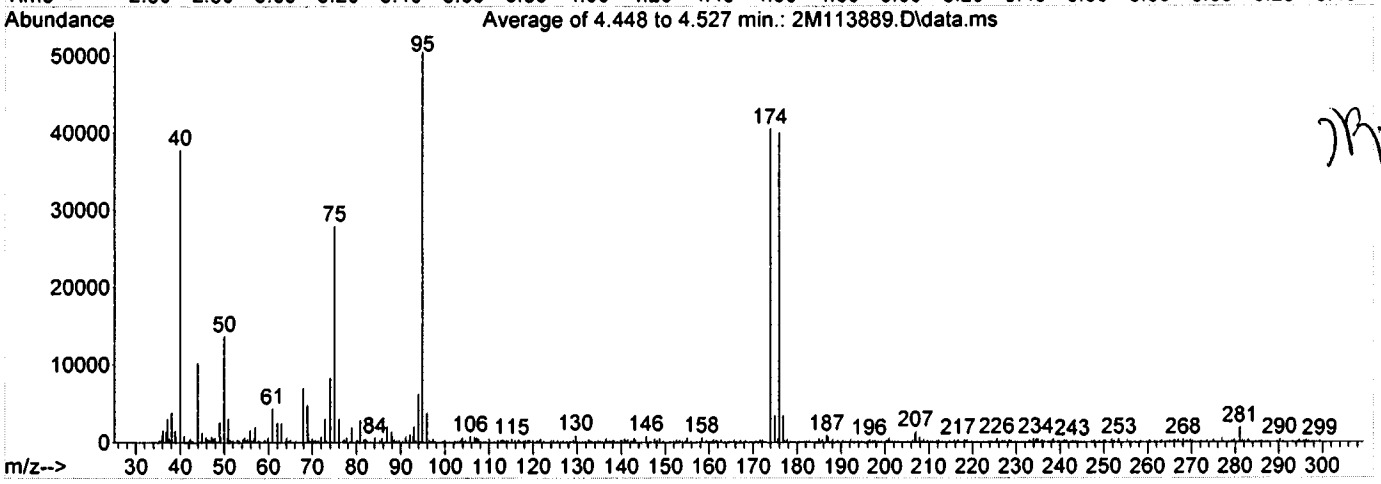

Spectrum Information: Average of 4.448 to 4.527 min.

Target Mass	Rel. to Mass	Lower Limit%	Upper Limit%	Rel. Abn%	Raw Abn	Result Pass/Fail
50	95	15	40	27.2	13758	PASS
75	95	30	60	55.3	27973	PASS
95	95	100	100	100.0	50600	PASS
96	95	5	9	7.6	3828	PASS
173	174	0.00	2	0.3	103	PASS
174	95	50	100	80.1	40551	PASS
175	174	5	9	8.5	3466	PASS
176	174	95	101	98.7	40039	PASS
177	176	5	9	8.7	3479	PASS

7062915 0127

Form 6
Initial Calibration

Method: EPA 8260C

Instrument: GCMS_6

Level #:	Data File:	Cal Identifier:	Analysis Date/Time	Level #:	Data File:	Cal Identifier:	Analysis Date/Time
1	6M54850.D	CAL @ 20 PPB	06/15/17 09:22	2	6M54849.D	CAL @ 5 PPB	06/15/17 09:05
3	6M54848.D	CAL @ 2 PPB	06/15/17 08:49	4	6M54857.D	CAL @ 50 PPB	06/15/17 11:18
5	6M54855.D	CAL @ 100 PPB	06/15/17 10:45	6	6M54853.D	CAL @ 250 PPB	06/15/17 10:12
7	6M54851.D	CAL @ 500 PPB	06/15/17 09:39	8	6M54847.D	CAL @ 1 PPB	06/15/17 08:32
9	6M54846.D	CAL @ 0.5 PPB	06/15/17 08:15				

Compound	Col	Mr	Fit:	RF1	RF2	RF3	RF4	RF5	RF6	RF7	RF8	RF9	AvgRf	RT	Corr1	Corr2	%Rsd		Calibration Level Concentrations Lvl1	Lvl2	Lvl3	Lvl4	Lvl5	Lvl6	Lvl7	Lvl8	Lvl9
Chlorodifluoromethane	1	0	Avg	1.3502	1.0597	0.9095	1.2761	1.4097	1.2030	1.2307	-----	-----	1.21	1.42	0.999	0.999	14	0.10	20.00	5.00	2.00	50.00	100.0	250.0	500.0		
Dichlorodifluorometha	1	0	Avg	0.5520	0.5251	0.4898	0.5087	0.5760	0.4895	0.5197	-----	-----	0.523	1.42	0.998	0.999	6.1	0.10	20.00	5.00	2.00	50.00	100.0	250.0	500.0		
Chloromethane	1	0	Avg	0.4838	0.4148	0.5971	0.6876	0.6746	0.6640	0.6881	-----	-----	0.601	1.57	1.00	1.00	18	0.10	20.00	5.00	2.00	50.00	100.0	250.0	500.0		
Bromomethane	1	0	Avg	0.4091	0.4813	0.5311	0.3856	0.4136	0.3817	0.4308	-----	-----	0.433	1.96	0.997	0.999	13	0.10	20.00	5.00	2.00	50.00	100.0	250.0	500.0		
Vinyl Chloride	1	0	Avg	0.7626	0.6890	0.6612	0.7224	0.7845	0.6754	0.7203	-----	-----	0.717	1.67	0.999	0.999	6.3	0.10	20.00	5.00	2.00	50.00	100.0	250.0	500.0		
Chloroethane	1	0	Avg	0.4813	0.2466	0.4637	0.4577	0.4905	0.4063	0.4597	-----	-----	0.429	2.04	0.996	0.998	20	0.10	20.00	5.00	2.00	50.00	100.0	250.0	500.0		
Trichlorofluoromethan	1	0	Avg	0.5163	0.6440	0.4753	0.4523	0.5174	0.4662	0.4377	-----	-----	0.501	2.25	0.998	1.00	14	0.10	20.00	5.00	2.00	50.00	100.0	250.0	500.0		
Ethyl ether	1	0	Avg	0.2867	0.2290	0.2376	0.2168	0.2494	0.2257	0.2402	-----	-----	0.241	2.48	0.999	0.999	9.5	0.50 a	20.00	5.00	2.00	50.00	100.0	250.0	500.0		
Furan	1	0	Avg	1.1288	1.0645	1.3634	1.2087	1.4000	1.3126	1.4634	-----	-----	1.28	2.52	0.998	0.999	12	0.50	20.00	5.00	2.00	50.00	100.0	250.0	500.0		
1,1,2-Trichloro-1,2,2-tr	1	0	Avg	0.6105	0.6736	0.6393	0.5864	0.6408	0.5130	0.5518	-----	-----	0.602	2.67	0.997	0.998	9.3	0.10	20.00	5.00	2.00	50.00	100.0	250.0	500.0		
Methylene Chloride	1	0	Avg	0.3598	0.2235	0.3736	0.3251	0.3434	0.3411	0.3724	-----	-----	0.334	3.07	0.998	1.00	16	0.10	20.00	5.00	2.00	50.00	100.0	250.0	500.0		
Acrolein	1	0	Qua	0.0155	0.0182	0.0110	0.0097	0.0116	0.0157	0.0181	-----	-----	0.0143	2.58	0.992	0.999	24		100.0	25.00	10.00	250.0	500.0	1250.	2500.		
Acrylonitrile	1	0	Avg	0.0402	0.0650	0.0585	0.0473	0.0496	0.0510	0.0511	-----	-----	0.0518	3.26	1.00	1.00	15		20.00	5.00	2.00	50.00	100.0	250.0	500.0		
Iodomethane	1	0	Qua	0.5567	0.2250	0.4462	0.4806	0.5215	0.5918	0.6608	-----	-----	0.498	2.81	0.997	1.00	28		20.00	5.00	2.00	50.00	100.0	250.0	500.0		
Acetone	1	0	Avg	0.0333	0.0364	0.0378	0.0316	0.0246	0.0392	0.0415	-----	-----	0.0350	2.71	0.994	0.997	16	0.10 a	100.0	25.00	10.00	250.0	500.0	1250.	2500.		
Carbon Disulfide	1	0	Avg	1.6776	1.7067	1.9700	1.8640	2.0624	1.8238	2.0098	-----	-----	1.87	2.87	0.998	0.999	7.9	0.10	20.00	5.00	2.00	50.00	100.0	250.0	500.0		
t-Butyl Alcohol	1	0	Avg	0.0094	0.0069	0.0097	0.0071	0.0068	0.0069	0.0062	-----	-----	0.00763	3.12	0.997	1.00	18		100.0	25.00	10.00	250.0	500.0	1250.	2500.		
n-Hexane	1	0	Avg	0.9960	1.0419	1.2266	1.1078	1.1747	1.0614	1.1327	-----	-----	1.11	3.51	0.999	0.999	7.2		20.00	5.00	2.00	50.00	100.0	250.0	500.0		
Di-isopropyl-ether	1	0	Avg	1.5066	1.6748	1.8961	1.5279	1.6654	1.5015	1.6874	-----	-----	1.64	3.67	0.997	0.999	8.6		20.00	5.00	2.00	50.00	100.0	250.0	500.0		
1,1-Dichloroethene	1	0	Avg	0.9699	0.6811	0.9141	0.7138	0.6546	0.9954	1.0697	-----	-----	0.857	2.68	0.994	0.997	20	0.10	20.00	5.00	2.00	50.00	100.0	250.0	500.0		
Methyl Acetate	1	0	Avg	0.1835	0.1628	0.1589	0.1300	0.2056	0.1784	0.1834	-----	-----	0.172	2.97	0.998	0.998	14	0.10	20.00	5.00	2.00	50.00	100.0	250.0	500.0		
Methyl-t-butyl ether	1	0	Avg	0.4568	0.5446	0.3819	0.4320	0.4972	0.4428	0.4980	0.2968	-----	0.444	3.28	0.997	0.999	17	0.10	20.00	5.00	2.00	50.00	100.0	250.0	500.0	1.00	
1,1-Dichloroethane	1	0	Avg	1.0647	0.9847	1.0930	0.9991	1.0076	0.9644	1.0321	-----	-----	1.02	3.64	0.999	1.00	4.5	0.20	20.00	5.00	2.00	50.00	100.0	250.0	500.0		
trans-1,2-Dichloroethe	1	0	Avg	0.5308	0.5102	0.7075	0.5463	0.5767	0.5106	0.5558	-----	-----	0.563	3.29	0.998	0.999	12	0.10	20.00	5.00	2.00	50.00	100.0	250.0	500.0		
Ethyl-t-butyl ether	1	0	Avg	0.8151	0.8048	1.1458	0.7880	0.8664	0.8117	0.9211	-----	-----	0.879	3.95	0.997	0.999	14	0.50	20.00	5.00	2.00	50.00	100.0	250.0	500.0		
cis-1,2-Dichloroethene	1	0	Avg	0.9759	0.8568	1.3022	0.8875	1.0317	0.8877	0.9493	-----	-----	0.984	4.07	0.998	0.999	15	0.10	20.00	5.00	2.00	50.00	100.0	250.0	500.0		
Bromochloromethane	1	0	Avg	0.2724	0.3655	0.3633	0.2963	0.2958	0.3798	0.4017	-----	-----	0.339	4.22	0.997	0.999	15		20.00	5.00	2.00	50.00	100.0	250.0	500.0		
2,2-Dichloropropane	1	0	Avg	0.7030	0.7240	0.9574	0.7299	0.8472	0.7594	0.8473	-----	-----	0.795	4.07	0.997	0.999	12		20.00	5.00	2.00	50.00	100.0	250.0	500.0		
Ethyl acetate	1	0	Avg	0.1677	0.1646	0.1872	0.1623	0.1713	0.1556	0.1464	-----	-----	0.165	4.10	0.998	1.00	7.7		20.00	5.00	2.00	50.00	100.0	250.0	500.0		
1,4-Dioxane	1	0	Qua	0.0008	0.0006	0.0025	0.0011	0.0011	0.0012	0.0010	-----	-----	0.00123	5.12	0.995	0.999	48		1000.	250.0	100.0	2500.	5000.	1250	2500		
1,1-Dichloropropene	1	0	Avg	0.9175	0.9601	1.1333	0.9308	0.9436	0.8641	0.8826	-----	-----	0.947	4.49	1.00	1.00	9.3		20.00	5.00	2.00	50.00	100.0	250.0	500.0		
Chloroform	1	0	Avg	0.8573	0.8942	1.1808	0.8013	0.8380	0.7977	0.8617	-----	-----	0.890	4.27	0.999	1.00	15	0.20	20.00	5.00	2.00	50.00	100.0	250.0	500.0		
Dibromofluoromethan	1	0	Avg	0.2283	0.2440	0.2395	0.2129	0.2300	0.2272	0.2349	0.2703	0.2682	0.240	4.37	-1	-1	7.9		30.00	30.00	30.00	30.00	30.00	30.00	30.00	30.00	30.00
Cyclohexane	1	0	Avg	1.1706	1.0932	1.3814	1.1549	1.2201	1.1794	1.2359	-----	-----	1.21	4.43	1.00	1.00	7.5	0.10	20.00	5.00	2.00	50.00	100.0	250.0	500.0		
1,2-Dichloroethane-d4	1	0	Avg	0.0960	0.1085	0.1188	0.0999	0.1083	0.0963	0.0884	0.1102	0.1234	0.106	4.57	-1	-1	11		30.00	30.00	30.00	30.00	30.00	30.00	30.00	30.00	30.00
1,2-Dichloroethane	1	0	Avg	0.4704	0.5217	0.6359	0.4463	0.4909	0.4054	0.4373	-----	-----	0.487	4.61	0.998	0.998	16	0.10	20.00	5.00	2.00	50.00	100.0	250.0	500.0		
2-Butanone	1	0	Qua	0.0769	0.1296	0.0931	0.0848	0.0786	0.0778	0.0757	-----	-----	0.0881	4.07	1.00	1.00	22	0.10 a	20.00	5.00	2.00	50.00	100.0	250.0	500.0		
1,1,1-Trichloroethane	1	0	Avg	0.8549	0.9806	0.9856	0.8735	0.9724	0.8820	0.9467	-----	-----	0.928	4.40	0.999	0.999	6.0	0.10	20.00	5.00	2.00	50.00	100.0	250.0	500.0		
Carbon Tetrachloride	1	0	Avg	0.7679	0.8674	1.0029	0.7014	0.7651	0.7790	0.8003	-----	-----	0.812	4.49	1.00	1.00	12	0.10	20.00	5.00	2.00	50.00	100.0	250.0	500.0		
Vinyl Acetate	1	0	Avg	0.1774	0.1960	0.2209	0.1381	0.1643	0.1501	0.1618	-----	-----	0.173	3.28	0.998	0.999	16		20.00	5.00	2.00	50.00	100.0	250.0	500.0		
Bromodichloromethan	1	0	Avg	0.4902	0.5048	0.7061	0.4476	0.4995	0.4637	0.5077	-----	-----	0.517	5.21	0.998	1.00	17	0.20	20.00	5.00	2.00	50.00	100.0	250.0	500.0		

Flags
a - failed the min rf criteria
c - failed the minimum correlation coeff criteria(if applicable)

Note: Avg Rsd: 14.1
Corr 1 = Correlation Coefficient for linear Eq.
Corr 2 = Correlation Coefficient for quad Eq.
Fit = Indicates whether Avg RF, Linear, or Quadratic Curve was used for compound.

Form 6
Initial Calibration

Method: EPA 8260C

Instrument: GCMS_6

Level #:	Data File:	Cal Identifier:	Analysis Date/Time	Level #:	Data File:	Cal Identifier:	Analysis Date/Time
1	6M54850.D	CAL @ 20 PPB	06/15/17 09:22	2	6M54849.D	CAL @ 5 PPB	06/15/17 09:05
3	6M54848.D	CAL @ 2 PPB	06/15/17 08:49	4	6M54857.D	CAL @ 50 PPB	06/15/17 11:18
5	6M54855.D	CAL @ 100 PPB	06/15/17 10:45	6	6M54853.D	CAL @ 250 PPB	06/15/17 10:12
7	6M54851.D	CAL @ 500 PPB	06/15/17 09:39	8	6M54847.D	CAL @ 1 PPB	06/15/17 08:32
9	6M54846.D	CAL @ 0.5 PPB	06/15/17 08:15				

Compound	Col	Mr	Fit:	RF1	RF2	RF3	RF4	RF5	RF6	RF7	RF8	RF9	AvgRf	RT	Corr1	Corr2	%Rsd		Calibration Level Concentrations Lvl1	Lvl2	Lvl3	Lvl4	Lvl5	Lvl6	Lvl7	Lvl8	Lvl9
Methylcyclohexane	1	0	Avg	0.9444	0.8710	1.2004	0.9893	1.0737	0.9734	1.0221	-----	-----	1.01	5.05	0.999	0.999	10	0.10	20.00	5.00	2.00	50.00	100.0	250.0	500.0		
Dibromomethane	1	0	Avg	0.1822	0.1366	0.2197	0.1452	0.1455	0.1516	0.1623	-----	-----	0.163	5.14	0.999	1.00	18		20.00	5.00	2.00	50.00	100.0	250.0	500.0		
1,2-Dichloropropane	1	0	Avg	0.4577	0.4643	0.6942	0.4371	0.4676	0.4514	0.4637	-----	-----	0.491	5.07	1.00	1.00	18	0.10	20.00	5.00	2.00	50.00	100.0	250.0	500.0		
Trichloroethene	1	0	Avg	0.5286	0.6066	0.7084	0.4440	0.4158	0.5308	0.5702	-----	-----	0.544	4.94	0.997	0.999	18	0.20	20.00	5.00	2.00	50.00	100.0	250.0	500.0		
Benzene	1	0	Qua	1.8765	2.0310	2.5842	1.8280	1.8791	1.8668	1.9911	3.0762	-----	2.14	4.61	0.999	1.00	21	0.50	20.00	5.00	2.00	50.00	100.0	250.0	500.0	1.00	
tert-Amyl methyl ether	1	0	Avg	0.4571	0.5605	0.7136	0.5349	0.5401	0.5558	0.5685	-----	-----	0.562	4.64	1.00	1.00	14		20.00	5.00	2.00	50.00	100.0	250.0	500.0		
Iso-propylacetate	1	0	Avg	0.6761	0.7191	0.5132	0.6613	0.7555	0.5838	0.5750	-----	-----	0.641	4.61	0.996	0.997	13	0.50	20.00	5.00	2.00	50.00	100.0	250.0	500.0		
Methyl methacrylate	1	0	Avg	0.2880	0.4601	0.4077	0.2901	0.3204	0.2970	0.3165	-----	-----	0.340	5.10	0.999	1.00	20	0.50 a	20.00	5.00	2.00	50.00	100.0	250.0	500.0		
Dibromochloromethan	1	0	Avg	0.4178	0.5250	0.5499	0.3647	0.4567	0.4529	0.4705	-----	-----	0.463	6.03	0.999	1.00	13	0.10	20.00	5.00	2.00	50.00	100.0	250.0	500.0		
2-Chloroethylvinylethe	1	0	Avg	0.1311	0.1229	0.1958	0.1661	0.1881	0.1440	0.1698	-----	-----	0.160	5.34	0.993	0.996	17		20.00	5.00	2.00	50.00	100.0	250.0	500.0		
cis-1,3-Dichloropropen	1	0	Avg	0.7980	0.9682	1.0392	0.9806	1.1961	0.9857	1.0000	-----	-----	0.995	5.43	0.998	0.998	12	0.20	20.00	5.00	2.00	50.00	100.0	250.0	500.0		
trans-1,3-Dichloroprop	1	0	Avg	0.5641	0.6035	0.8425	0.6045	0.7666	0.6217	0.6825	-----	-----	0.669	5.71	0.997	0.998	15	0.10	20.00	5.00	2.00	50.00	100.0	250.0	500.0		
Ethyl methacrylate	1	0	Avg	0.4338	0.4588	0.5923	0.3992	0.4920	0.4063	0.4229	-----	-----	0.458	5.73	0.998	0.998	15	0.50 a	20.00	5.00	2.00	50.00	100.0	250.0	500.0		
1,1,2-Trichloroethane	1	0	Avg	0.3439	0.3876	0.4522	0.3531	0.4147	0.3246	0.3240	-----	-----	0.371	5.81	0.997	0.997	13	0.10	20.00	5.00	2.00	50.00	100.0	250.0	500.0		
1,2-Dibromoethane	1	0	Avg	0.2878	0.3608	0.4633	0.2450	0.3376	0.2955	0.3032	0.2997	-----	0.324	6.10	0.999	0.999	20	0.10	20.00	5.00	2.00	50.00	100.0	250.0	500.0	1.00	
1,3-Dichloropropane	1	0	Avg	0.6894	0.6788	0.8138	0.6774	0.8169	0.5846	0.5671	-----	-----	0.690	5.90	0.993	0.995	14		20.00	5.00	2.00	50.00	100.0	250.0	500.0		
4-Methyl-2-Pentanone	1	0	Avg	0.2461	0.2620	0.2088	0.2790	0.3140	0.2744	0.2899	-----	-----	0.268	5.50	0.999	0.999	13	0.10	20.00	5.00	2.00	50.00	100.0	250.0	500.0		
2-Hexanone	1	0	Avg	0.1888	0.2243	0.2905	0.1872	0.2327	0.1802	0.1839	-----	-----	0.213	5.92	0.997	0.997	19	0.10	20.00	5.00	2.00	50.00	100.0	250.0	500.0		
Tetrachloroethene	1	0	Avg	0.9786	1.2353	1.2400	1.0008	1.1954	0.9303	0.8715	-----	-----	1.06	5.90	0.995	0.998	15	0.20	20.00	5.00	2.00	50.00	100.0	250.0	500.0		
Toluene-d8	1	0	Avg	1.6322	1.6319	1.4977	1.8268	2.0452	1.6955	1.6642	1.7220	1.4432	1.68	5.58	-1	-1	11		30.00	30.00	30.00	30.00	30.00	30.00	30.00	30.00	30.00
Toluene	1	0	Qua	1.9704	2.2560	3.0889	2.3089	2.5645	2.1051	2.1168	4.1754	-----	2.57	5.61	0.998	0.998	29	0.40	20.00	5.00	2.00	50.00	100.0	250.0	500.0	1.00	
1,1,1,2-Tetrachloroeth	1	0	Avg	0.5775	0.6033	0.7611	0.5627	0.6466	0.5502	0.5240	-----	-----	0.604	6.37	0.998	0.999	13		20.00	5.00	2.00	50.00	100.0	250.0	500.0		
Chlorobenzene	1	0	Avg	1.8125	1.9113	2.3283	1.9895	2.4306	1.9248	1.9013	-----	-----	2.04	6.34	0.997	0.998	12	0.50	20.00	5.00	2.00	50.00	100.0	250.0	500.0		
n-Butyl acrylate	1	0	Avg	1.0389	1.1812	1.1495	0.9453	1.3474	1.6329	1.4938	-----	-----	1.26	6.58	0.996	0.997	20	0.50	20.00	5.00	2.00	50.00	100.0	250.0	500.0		
n-Amyl acetate	1	0	Qua	0.9758	1.3625	2.0367	1.1543	1.3599	1.5345	1.3869	-----	-----	1.40	6.70	0.997	0.998	24	0.50	20.00	5.00	2.00	50.00	100.0	250.0	500.0		
Bromoform	1	0	Avg	0.6098	0.5842	0.5075	0.4471	0.4842	0.6290	0.5420	-----	-----	0.543	6.77	0.993	0.995	12	0.10	20.00	5.00	2.00	50.00	100.0	250.0	500.0		
Ethylbenzene	1	0	Qua	2.4611	2.2298	3.3409	2.0092	2.6050	2.7667	2.1375	3.7830	-----	2.67	6.38	0.982	0.996	23	0.10	20.00	5.00	2.00	50.00	100.0	250.0	500.0	1.00	
1,1,2,2-Tetrachloroeth	1	0	Avg	0.6067	0.8410	0.6919	0.6179	0.7303	0.8003	0.6548	-----	-----	0.706	6.99	0.989	0.997	13	0.10	20.00	5.00	2.00	50.00	100.0	250.0	500.0		
Bromofluorobenzene	1	0	Avg	0.9797	0.9450	0.9725	0.7675	0.8933	1.1118	0.9521	0.8873	0.9520	0.940	6.94	-1	-1	9.7		30.00	30.00	30.00	30.00	30.00	30.00	30.00	30.00	30.00
Styrene	1	0	Avg	3.6962	4.0346	3.8738	3.2222	3.7006	4.4753	3.6702	-----	-----	3.81	6.65	0.989	0.996	10	0.30	20.00	5.00	2.00	50.00	100.0	250.0	500.0		
m&p-Xylenes	1	0	Avg	3.1209	3.0419	3.2150	2.4684	2.9438	3.3826	2.7011	4.4508	2.5080	3.09	6.44	0.987	0.996	19	0.10	40.00	10.00	4.00	100.0	200.0	500.0	1000.	2.00	1.00
o-Xylene	1	0	Avg	2.5174	2.8439	2.9349	1.9920	2.5718	2.9137	2.3908	3.2529	-----	2.68	6.65	0.990	0.996	15	0.30	20.00	5.00	2.00	50.00	100.0	250.0	500.0	1.00	
trans-1,4-Dichloro-2-b	1	0	Avg	0.7304	1.2018	0.7131	0.7924	0.9871	1.0199	0.8662	-----	-----	0.902	7.00	0.992	0.998	20		20.00	5.00	2.00	50.00	100.0	250.0	500.0		
1,3-Dichlorobenzene	1	0	Avg	3.2444	3.6068	3.4090	2.4810	2.8761	3.2204	2.7189	-----	-----	3.08	7.54	0.992	0.997	13	0.60	20.00	5.00	2.00	50.00	100.0	250.0	500.0		
1,4-Dichlorobenzene	1	0	Avg	2.6811	2.9537	3.3655	2.3097	2.7585	3.0203	2.5852	-----	-----	2.81	7.59	0.993	0.998	12	0.50	20.00	5.00	2.00	50.00	100.0	250.0	500.0		
1,2-Dichlorobenzene	1	0	Avg	2.2841	2.7220	2.9855	1.8525	2.2263	2.2641	2.0926	-----	-----	2.35	7.80	0.998	0.999	16	0.40	20.00	5.00	2.00	50.00	100.0	250.0	500.0		
Isopropylbenzene	1	0	Avg	8.4567	8.1792	10.616	7.5943	9.2003	10.400	8.3492	9.9655	-----	9.10	6.84	0.987	0.996	12	0.10	20.00	5.00	2.00	50.00	100.0	250.0	500.0	1.00	
Cyclohexanone	1	0	Avg	0.1131	0.0807	0.0731	0.0742	0.0980	0.1013	0.0781	-----	-----	0.0884	7.00	0.980	0.997	18		100.0	25.00	10.00	250.0	500.0	1250.	2500.		
Camphene	1	0	Avg	3.6883	3.9832	4.4344	3.4116	4.2032	4.4483	3.5834	-----	-----	3.96	7.00	0.987	0.998	10		20.00	5.00	2.00	50.00	100.0	250.0	500.0		
1,2,3-Trichloropropane	1	0	Avg	0.9379	0.8986	1.0931	0.7767	1.0083	1.0574	0.9203	-----	-----	0.956	7.03	0.994	0.998	11		20.00	5.00	2.00	50.00	100.0	250.0	500.0		
2-Chlorotoluene	1	0	Avg	5.2217	5.8115	5.1044	4.6426	5.9195	5.7852	4.8528	-----	-----	5.33	7.12	0.991	0.999	9.5		20.00	5.00	2.00	50.00	100.0	250.0	500.0		

Flags
a - failed the min rf criteria
c - failed the minimum correlation coeff criteria(if applicable)

Note: Avg Rsd: 14.1
Corr 1 = Correlation Coefficient for linear Eq.
Corr 2 = Correlation Coefficient for quad Eq.
Fit = Indicates whether Avg RF, Linear, or Quadratic Curve was used for compound.

7062915 0128

7062915 0129

Method: EPA 8260C

Form 6
Initial Calibration

Instrument: GCMS_6

Level #:	Data File:	Cal Identifier:	Analysis Date/Time	Level #:	Data File:	Cal Identifier:	Analysis Date/Time
1	6M54850.D	CAL @ 20 PPB	06/15/17 09:22	2	6M54849.D	CAL @ 5 PPB	06/15/17 09:05
3	6M54848.D	CAL @ 2 PPB	06/15/17 08:49	4	6M54857.D	CAL @ 50 PPB	06/15/17 11:18
5	6M54855.D	CAL @ 100 PPB	06/15/17 10:45	6	6M54853.D	CAL @ 250 PPB	06/15/17 10:12
7	6M54851.D	CAL @ 500 PPB	06/15/17 09:39	8	6M54847.D	CAL @ 1 PPB	06/15/17 08:32
9	6M54846.D	CAL @ 0.5 PPB	06/15/17 08:15				

Compound	Col	Mr	Fit:	RF1	RF2	RF3	RF4	RF5	RF6	RF7	RF8	RF9	AvgRf	RT	Corr1	Corr2	%Rsd		Calibration Level Concentrations Lvl1	Lvl2	Lvl3	Lvl4	Lvl5	Lvl6	Lvl7	Lvl8	Lvl9
p-Ethyltoluene	1	0	Avg	7.8939	7.6416	9.0548	6.9747	8.6298	8.9335	7.2796	-----	-----	8.06	7.12	0.988	0.998	10		20.00	5.00	2.00	50.00	100.0	250.0	500.0		
4-Chlorotoluene	1	0	Avg	4.6269	5.0544	5.1981	4.7268	5.1435	5.9022	5.0721	-----	-----	5.10	7.18	0.994	0.998	8.1		20.00	5.00	2.00	50.00	100.0	250.0	500.0		
n-Propylbenzene	1	0	Avg	10.137	10.313	11.701	9.3565	11.626	12.751	9.4416	13.328	-----	11.1	7.06	0.975	0.995	13		20.00	5.00	2.00	50.00	100.0	250.0	500.0	1.00	
Bromobenzene	1	0	Avg	3.2423	2.8725	4.2298	3.0066	3.6807	3.6360	3.1736	-----	-----	3.41	7.03	0.995	0.999	14		20.00	5.00	2.00	50.00	100.0	250.0	500.0		
1,3,5-Trimethylbenzen	1	0	Avg	6.1285	6.4939	7.0020	5.5145	6.5243	7.5087	6.1458	7.0337	-----	6.54	7.14	0.990	0.997	9.6		20.00	5.00	2.00	50.00	100.0	250.0	500.0	1.00	
Butyl methacrylate	1	0	Avg	2.0386	1.7979	2.5111	1.8200	2.2163	2.2645	2.0381	-----	-----	2.10	7.15	0.997	0.999	12	0.50	20.00	5.00	2.00	50.00	100.0	250.0	500.0		
t-Butylbenzene	1	0	Avg	6.0371	5.6093	6.8197	5.6351	6.7624	7.5929	6.1970	7.5726	-----	6.53	7.33	0.989	0.997	12		20.00	5.00	2.00	50.00	100.0	250.0	500.0	1.00	
1,2,4-Trimethylbenzen	1	0	Avg	6.0475	5.8643	5.3589	5.2569	6.3667	6.8256	5.8495	6.8145	-----	6.05	7.36	0.994	0.998	9.8		20.00	5.00	2.00	50.00	100.0	250.0	500.0	1.00	
sec-Butylbenzene	1	0	Avg	8.7290	7.7809	10.536	8.0530	9.8973	10.916	8.7159	10.039	-----	9.33	7.45	0.987	0.997	13		20.00	5.00	2.00	50.00	100.0	250.0	500.0	1.00	
4-Isopropyltoluene	1	0	Avg	6.6386	6.4095	6.5748	6.2044	7.0677	8.1081	6.8308	6.4089	-----	6.78	7.52	0.992	0.997	8.8		20.00	5.00	2.00	50.00	100.0	250.0	500.0	1.00	
n-Butylbenzene	1	0	Avg	8.5115	8.5631	8.5496	7.9323	9.6234	9.8939	8.5631	9.1419	-----	8.85	7.76	0.994	0.999	7.4		20.00	5.00	2.00	50.00	100.0	250.0	500.0	1.00	
p-Diethylbenzene	1	0	Avg	3.5768	3.3244	4.1501	3.3752	4.1238	4.3566	3.8038	-----	-----	3.82	7.74	0.995	0.999	11		20.00	5.00	2.00	50.00	100.0	250.0	500.0		
1,2,4,5-Tetramethylbe	1	0	Avg	3.8516	3.8219	4.3324	3.5464	4.5861	5.0040	4.3465	-----	-----	4.21	8.18	0.994	0.998	12		20.00	5.00	2.00	50.00	100.0	250.0	500.0		
1,2-Dibromo-3-Chloro	1	0	Qua	0.0788	0.0336	0.1077	0.0713	0.0913	0.0888	0.0835	-----	-----	0.0794	8.25	0.998	0.999	29	0.05 a	20.00	5.00	2.00	50.00	100.0	250.0	500.0		
Camphor	1	0	Qua	0.0322	0.0280	0.0536	0.0402	0.0454	0.0573	0.0411	-----	-----	0.0426	8.68	0.968	0.991	25		200.0	50.00	20.00	500.0	1000.	2500.	5000.		
Hexachlorobutadiene	1	0	Avg	2.0157	2.3011	2.9657	1.9138	2.2798	2.2064	1.9095	-----	-----	2.23	8.80	0.994	0.999	16		20.00	5.00	2.00	50.00	100.0	250.0	500.0		
1,2,4-Trichlorobenzen	1	0	Avg	1.1605	1.2637	1.5692	1.0499	1.1906	1.3261	1.2590	-----	-----	1.26	8.72	0.999	0.999	13	0.20	20.00	5.00	2.00	50.00	100.0	250.0	500.0		
1,2,3-Trichlorobenzen	1	0	Avg	0.8017	0.9885	1.2278	0.6668	0.8210	0.8823	0.8153	-----	-----	0.886	9.02	0.998	0.999	20		20.00	5.00	2.00	50.00	100.0	250.0	500.0		
Naphthalene	1	0	Avg	0.8527	1.1290	1.2285	0.8939	0.9889	1.0460	0.9097	1.0908	-----	1.02	8.88	0.995	0.999	13		20.00	5.00	2.00	50.00	100.0	250.0	500.0	1.00	

Flags
a - failed the min rf criteria
c - failed the minimum correlation coeff criteria(if applicable)

Note: Avg Rsd: 14.1
Corr 1 = Correlation Coefficient for linear Eq.
Corr 2 = Correlation Coefficient for quad Eq.
Fit = Indicates whether Avg RF, Linear, or Quadratic Curve was used for compound.

Form 6
Initial Calibration

Method: EPA 8260C

Instrument: GCMS_2

Level #:	Data File:	Cal Identifier:	Analysis Date/Time	Level #:	Data File:	Cal Identifier:	Analysis Date/Time
1	2M113877.D	CAL @ 20 PPB	07/05/17 11:41	2	2M113876.D	CAL @ 5 PPB	07/05/17 11:24
3	2M113875.D	CAL @ 2 PPB	07/05/17 11:07	4	2M113884.D	CAL @ 50 PPB	07/05/17 13:40
5	2M113882.D	CAL @ 100 PPB	07/05/17 13:06	6	2M113880.D	CAL @ 250 PPB	07/05/17 12:32
7	2M113878.D	CAL @ 500 PPB	07/05/17 11:58	8	2M113874.D	CAL @ 1 PPB	07/05/17 10:50
9	2M113873.D	CAL @ 0.5 PPB	07/05/17 10:33				

Compound	Col	Mr	Fit:	RF1	RF2	RF3	RF4	RF5	RF6	RF7	RF8	RF9	AvgRf	RT	Corr1	Corr2	%Rsd		Calibration Level Concentrations Lvl1	Lvl2	Lvl3	Lvl4	Lvl5	Lvl6	Lvl7	Lvl8	Lvl9
Chlorodifluoromethane	1	0	Avg	1.6289	1.9137	2.0907	1.6873	1.6922	1.5928	1.4051	-----	-----	1.72	1.33	0.995	1.00	13	0.10	20.00	5.00	2.00	50.00	100.0	250.0	500.0		
Dichlorodifluorometha	1	0	Avg	1.2390	1.3542	1.6451	1.1604	1.2220	1.3288	0.9534	-----	-----	1.27	1.33	0.968	0.996	17	0.10	20.00	5.00	2.00	50.00	100.0	250.0	500.0		
Chloromethane	1	0	Avg	1.0435	1.1076	1.6743	1.2213	1.1308	1.1636	1.1497	-----	-----	1.21	1.46	1.00	1.00	17	0.10	20.00	5.00	2.00	50.00	100.0	250.0	500.0		
Bromomethane	1	0	Avg	0.4740	0.3801	0.6595	0.4828	0.4742	0.4877	0.4544	-----	-----	0.488	1.80	0.999	1.00	17	0.10	20.00	5.00	2.00	50.00	100.0	250.0	500.0		
Vinyl Chloride	1	0	Avg	0.9370	0.9564	1.2250	0.9851	1.0110	1.0700	0.9210	-----	-----	1.02	1.55	0.994	0.999	10	0.10	20.00	5.00	2.00	50.00	100.0	250.0	500.0		
Chloroethane	1	0	Qua	0.5089	0.6204	0.7772	0.4675	0.4759	0.4709	0.4227	-----	-----	0.535	1.86	0.997	1.00	23	0.10	20.00	5.00	2.00	50.00	100.0	250.0	500.0		
Trichlorofluoromethan	1	0	Avg	1.4100	1.5517	2.0875	1.5621	1.3154	1.3453	1.1842	-----	-----	1.49	2.05	0.996	0.999	20	0.10	20.00	5.00	2.00	50.00	100.0	250.0	500.0		
Ethyl ether	1	0	Avg	0.2399	0.2112	0.1329	0.2069	0.2152	0.1848	0.1586	-----	-----	0.193	2.27	0.991	1.00	19	0.50 a	20.00	5.00	2.00	50.00	100.0	250.0	500.0		
Furan	1	0	Avg	0.8566	0.8021	1.1021	0.8882	0.7133	0.7314	0.9914	-----	-----	0.869	2.30	0.982	0.999	16	0.50	20.00	5.00	2.00	50.00	100.0	250.0	500.0		
1,1,2-Trichloro-1,2,2-tr	1	0	Avg	0.7035	0.7367	0.9299	0.7622	0.7471	0.7285	0.6326	-----	-----	0.749	2.44	0.995	1.00	12	0.10	20.00	5.00	2.00	50.00	100.0	250.0	500.0		
Methylene Chloride	1	0	Avg	0.2825	0.3489	0.3995	0.2819	0.2629	0.3901	0.3267	-----	-----	0.328	2.81	0.989	0.992	17	0.10	20.00	5.00	2.00	50.00	100.0	250.0	500.0		
Acrolein	1	0	Qua	0.0125	0.0186	0.0066	0.0112	0.0137	0.0129	0.0118	-----	-----	0.0125	2.38	0.998	1.00	28		100.0	25.00	10.00	250.0	500.0	1250.	2500.		
Acrylonitrile	1	0	Avg	0.0443	0.0296	0.0601	0.0457	0.0424	0.0435	0.0444	-----	-----	0.0443	3.02	1.00	1.00	20		20.00	5.00	2.00	50.00	100.0	250.0	500.0		
Iodomethane	1	0	Avg	0.3496	0.4193	0.5663	0.4299	0.3794	0.5317	0.5588	-----	-----	0.462	2.57	0.996	0.998	19		20.00	5.00	2.00	50.00	100.0	250.0	500.0		
Acetone	1	0	Avg	0.0159	0.0138	0.0128	0.0184	0.0211	0.0209	0.0160	-----	-----	0.0170	2.49	0.979	0.999	19	0.10 a	100.0	25.00	10.00	250.0	500.0	1250.	2500.		
Carbon Disulfide	1	0	Avg	1.6314	1.6018	2.0333	1.5456	2.0799	2.2405	2.0906	-----	-----	1.89	2.62	0.998	0.999	15	0.10	20.00	5.00	2.00	50.00	100.0	250.0	500.0		
t-Butyl Alcohol	1	0	Qua	0.0033	0.0008	0.0033	0.0040	0.0040	0.0040	0.0034	-----	-----	0.00331	2.89	0.991	0.999	34		100.0	25.00	10.00	250.0	500.0	1250.	2500.		
n-Hexane	1	0	Avg	1.1645	1.1363	1.3142	1.2906	1.3425	1.3007	1.1429	-----	-----	1.24	3.24	0.995	1.00	7.2		20.00	5.00	2.00	50.00	100.0	250.0	500.0		
Di-isopropyl-ether	1	0	Avg	1.2893	1.3299	1.3806	1.4728	1.4504	1.5726	1.4643	-----	-----	1.42	3.41	0.999	0.999	6.8		20.00	5.00	2.00	50.00	100.0	250.0	500.0		
1,1-Dichloroethene	1	0	Avg	0.7826	0.8097	0.7179	0.8544	0.9101	0.8640	0.9059	-----	-----	0.835	2.45	0.999	1.00	8.3	0.10	20.00	5.00	2.00	50.00	100.0	250.0	500.0		
Methyl Acetate	1	0	Avg	0.0983	0.0744	0.0985	0.0895	0.1275	0.0936	0.0898	-----	-----	0.0960	2.74	0.993	0.995	17	0.10 a	20.00	5.00	2.00	50.00	100.0	250.0	500.0		
Methyl-t-butyl ether	1	0	Qua	0.1882	0.2697	0.3123	0.2246	0.2273	0.2363	0.2208	0.4248	-----	0.263	3.03	0.999	1.00	29	0.10	20.00	5.00	2.00	50.00	100.0	250.0	500.0	1.00	
1,1-Dichloroethane	1	0	Avg	0.9427	1.1860	1.2366	1.0565	1.0495	1.0230	0.9435	-----	-----	1.06	3.37	0.998	1.00	11	0.20	20.00	5.00	2.00	50.00	100.0	250.0	500.0		
trans-1,2-Dichloroethe	1	0	Avg	0.3736	0.3218	0.4843	0.3697	0.4230	0.5376	0.5130	-----	-----	0.432	3.03	0.998	0.998	19	0.10	20.00	5.00	2.00	50.00	100.0	250.0	500.0		
Ethyl-t-butyl ether	1	0	Avg	0.3966	0.4054	0.4318	0.4047	0.4034	0.4269	0.3926	-----	-----	0.409	3.71	0.998	1.00	3.6	0.50 a	20.00	5.00	2.00	50.00	100.0	250.0	500.0		
cis-1,2-Dichloroethene	1	0	Avg	0.6160	0.4967	0.6545	0.5366	0.5550	0.6821	0.8358	-----	-----	0.625	3.85	0.990	1.00	18	0.10	20.00	5.00	2.00	50.00	100.0	250.0	500.0		
Bromochloromethane	1	0	Avg	0.2137	0.2383	0.1483	0.1545	0.1699	0.1526	0.1596	-----	-----	0.177	4.02	0.999	0.999	20		20.00	5.00	2.00	50.00	100.0	250.0	500.0		
2,2-Dichloropropane	1	0	Avg	0.5511	0.5595	0.7549	0.6504	0.6563	0.7006	0.6926	-----	-----	0.652	3.85	1.00	1.00	11		20.00	5.00	2.00	50.00	100.0	250.0	500.0		
Ethyl acetate	1	0	Avg	0.1090	0.1067	0.0819	0.1041	0.0996	0.0747	0.0708	-----	-----	0.0925	3.90	0.994	0.996	17		20.00	5.00	2.00	50.00	100.0	250.0	500.0		
1,4-Dioxane	1	0	Qua	0.0012	0.0018	0.0022	0.0014	0.0014	0.0014	0.0013	-----	-----	0.00156	5.07	0.999	1.00	23		1000.	250.0	100.0	2500.	5000.	1250	2500		
1,1-Dichloropropene	1	0	Avg	0.9184	1.0715	1.1217	0.9673	0.9750	0.9094	0.7523	-----	-----	0.959	4.31	0.989	1.00	12		20.00	5.00	2.00	50.00	100.0	250.0	500.0		
Chloroform	1	0	Avg	0.8365	1.0099	1.0142	0.8480	0.8779	0.8516	0.8378	-----	-----	0.897	4.07	1.00	1.00	8.9	0.20	20.00	5.00	2.00	50.00	100.0	250.0	500.0		
Dibromofluoromethan	1	0	Avg	0.1949	0.1944	0.2039	0.1894	0.1811	0.1824	0.1436	0.1885	0.2081	0.187	4.18	-1	-1	10		30.00	30.00	30.00	30.00	30.00	30.00	30.00	30.00	30.00
Cyclohexane	1	0	Avg	1.5814	1.3874	1.4298	1.7676	1.6731	1.6375	1.4945	-----	-----	1.57	4.24	0.998	1.00	8.8	0.10	20.00	5.00	2.00	50.00	100.0	250.0	500.0		
1,2-Dichloroethane-d4	1	0	Avg	0.0674	0.0684	0.0768	0.0744	0.0637	0.0662	0.0718	0.0740	0.0776	0.0712	4.41	-1	-1	6.9		30.00	30.00	30.00	30.00	30.00	30.00	30.00	30.00	30.00
1,2-Dichloroethane	1	0	Avg	0.2915	0.3436	0.3838	0.2821	0.2732	0.2913	0.2307	-----	-----	0.300	4.46	0.986	0.998	17	0.10	20.00	5.00	2.00	50.00	100.0	250.0	500.0		
2-Butanone	1	0	Avg	0.0791	0.0611	0.0870	0.0883	0.0901	0.0689	0.0607	-----	-----	0.0765	3.84	0.989	0.998	17	0.10 a	20.00	5.00	2.00	50.00	100.0	250.0	500.0		
1,1,1-Trichloroethane	1	0	Avg	0.8319	0.9250	0.9697	0.9912	1.0029	1.0072	0.9611	-----	-----	0.956	4.21	0.999	1.00	6.4	0.10	20.00	5.00	2.00	50.00	100.0	250.0	500.0		
Carbon Tetrachloride	1	0	Avg	0.9333	0.9817	1.1240	1.0478	1.0081	0.9903	0.8836	-----	-----	0.996	4.32	0.996	1.00	7.8	0.10	20.00	5.00	2.00	50.00	100.0	250.0	500.0		
Vinyl Acetate	1	0	Avg	0.7298	0.7796	0.8377	0.7558	0.7448	0.7707	0.7098	-----	-----	0.761	3.41	0.998	1.00	5.4		20.00	5.00	2.00	50.00	100.0	250.0	500.0		
Bromodichloromethan	1	0	Avg	0.5812	0.7089	0.5371	0.6046	0.5922	0.5938	0.5774	-----	-----	0.599	5.15	1.00	1.00	8.8	0.20	20.00	5.00	2.00	50.00	100.0	250.0	500.0		

Flags
a - failed the min rf criteria
c - failed the minimum correlation coeff criteria(if applicable)

Note: Avg Rsd: 13.8
Corr 1 = Correlation Coefficient for linear Eq.
Corr 2 = Correlation Coefficient for quad Eq.
Fit = Indicates whether Avg RF, Linear, or Quadratic Curve was used for compound.

7062915 0130

Form 6
Initial Calibration

Method: EPA 8260C

Instrument: GCMS_2

Level #:	Data File:	Cal Identifier:	Analysis Date/Time	Level #:	Data File:	Cal Identifier:	Analysis Date/Time
1	2M113877.D	CAL @ 20 PPB	07/05/17 11:41	2	2M113876.D	CAL @ 5 PPB	07/05/17 11:24
3	2M113875.D	CAL @ 2 PPB	07/05/17 11:07	4	2M113884.D	CAL @ 50 PPB	07/05/17 13:40
5	2M113882.D	CAL @ 100 PPB	07/05/17 13:06	6	2M113880.D	CAL @ 250 PPB	07/05/17 12:32
7	2M113878.D	CAL @ 500 PPB	07/05/17 11:58	8	2M113874.D	CAL @ 1 PPB	07/05/17 10:50
9	2M113873.D	CAL @ 0.5 PPB	07/05/17 10:33				

Compound	Col	Mr	Fit:	RF1	RF2	RF3	RF4	RF5	RF6	RF7	RF8	RF9	AvgRf	RT	Corr1	Corr2	%Rsd		Calibration Level Concentrations Lvl1	Lvl2	Lvl3	Lvl4	Lvl5	Lvl6	Lvl7	Lvl8	Lvl9
Methylcyclohexane	1	0	Avg	1.4662	1.5877	1.6899	1.6162	1.5610	1.5355	1.3656	-----	-----	1.55	4.96	0.996	1.00	6.8	0.10	20.00	5.00	2.00	50.00	100.0	250.0	500.0		
Dibromomethane	1	0	Avg	0.1213	0.1504	0.1211	0.1157	0.1203	0.1486	0.1513	-----	-----	0.133	5.06	0.998	0.999	12		20.00	5.00	2.00	50.00	100.0	250.0	500.0		
1,2-Dichloropropane	1	0	Avg	0.5109	0.6295	0.5685	0.5942	0.5437	0.5531	0.5256	-----	-----	0.561	4.98	0.999	1.00	7.3	0.10	20.00	5.00	2.00	50.00	100.0	250.0	500.0		
Trichloroethene	1	0	Avg	0.5589	0.5559	0.6930	0.5939	0.5999	0.5433	0.5348	-----	-----	0.583	4.84	0.999	1.00	9.3	0.20	20.00	5.00	2.00	50.00	100.0	250.0	500.0		
Benzene	1	0	Avg	1.9299	2.2277	1.9928	2.1576	2.0121	2.0235	1.8045	2.6810	-----	2.10	4.45	0.997	1.00	13	0.50	20.00	5.00	2.00	50.00	100.0	250.0	500.0	1.00	
tert-Amyl methyl ether	1	0	Avg	0.2340	0.2358	0.3286	0.2464	0.2479	0.2650	0.2796	-----	-----	0.263	4.51	0.999	1.00	13		20.00	5.00	2.00	50.00	100.0	250.0	500.0		
Iso-propylacetate	1	0	Avg	0.3809	0.3979	0.6072	0.4098	0.4144	0.5284	0.4371	-----	-----	0.454	4.47	0.990	0.995	18	0.50 a	20.00	5.00	2.00	50.00	100.0	250.0	500.0		
Methyl methacrylate	1	0	Avg	0.2719	0.2381	0.3117	0.2769	0.3326	0.2663	0.2429	-----	-----	0.277	5.04	0.994	0.998	12	0.50 a	20.00	5.00	2.00	50.00	100.0	250.0	500.0		
Dibromochloromethan	1	0	Avg	0.5447	0.6676	0.5421	0.5180	0.5324	0.5677	0.5034	-----	-----	0.554	6.10	0.996	0.999	9.8	0.10	20.00	5.00	2.00	50.00	100.0	250.0	500.0		
2-Chloroethylvinylethe	1	0	Avg	0.0928	0.1001	0.0740	0.0855	0.0901	0.0898	0.0678	-----	-----	0.0858	5.32	0.977	0.999	13		20.00	5.00	2.00	50.00	100.0	250.0	500.0		
cis-1,3-Dichloropropen	1	0	Qua	0.4811	0.4299	0.6114	0.5819	0.6352	0.8147	0.7080	-----	-----	0.609	5.42	0.993	0.996	21	0.20	20.00	5.00	2.00	50.00	100.0	250.0	500.0		
trans-1,3-Dichloroprop	1	0	Avg	0.3356	0.3768	0.4035	0.3799	0.4017	0.4712	0.4220	-----	-----	0.399	5.75	0.996	0.998	11	0.10	20.00	5.00	2.00	50.00	100.0	250.0	500.0		
Ethyl methacrylate	1	0	Avg	0.3177	0.3116	0.4891	0.3918	0.3891	0.4780	0.4160	-----	-----	0.399	5.78	0.994	0.997	17	0.50 a	20.00	5.00	2.00	50.00	100.0	250.0	500.0		
1,1,2-Trichloroethane	1	0	Avg	0.3689	0.4430	0.4486	0.3477	0.3472	0.4218	0.3525	-----	-----	0.390	5.86	0.991	0.996	12	0.10	20.00	5.00	2.00	50.00	100.0	250.0	500.0		
1,2-Dibromoethane	1	0	Qua	0.2657	0.2616	0.2149	0.2786	0.2685	0.2761	0.2271	0.5178	-----	0.289	6.18	0.990	0.999	33	0.10	20.00	5.00	2.00	50.00	100.0	250.0	500.0	1.00	
1,3-Dichloropropane	1	0	Avg	0.6199	0.5525	0.7544	0.6197	0.6072	0.6350	0.5004	-----	-----	0.613	5.96	0.984	0.999	13		20.00	5.00	2.00	50.00	100.0	250.0	500.0		
4-Methyl-2-Pentanone	1	0	Qua	0.2517	0.2858	0.0598	0.2679	0.2728	0.3483	0.2993	-----	-----	0.255	5.50	0.993	0.996	36	0.10 a	20.00	5.00	2.00	50.00	100.0	250.0	500.0		
2-Hexanone	1	0	Avg	0.1291	0.1373	0.1408	0.1514	0.1618	0.1758	0.1800	-----	-----	0.154	5.99	1.00	1.00	13	0.10	20.00	5.00	2.00	50.00	100.0	250.0	500.0		
Tetrachloroethene	1	0	Avg	1.0032	1.2327	1.3831	1.1530	1.1108	1.2464	0.9380	-----	-----	1.15	5.95	0.978	0.996	13	0.20	20.00	5.00	2.00	50.00	100.0	250.0	500.0		
Toluene-d8	1	0	Avg	1.7295	1.6535	1.6205	1.6994	1.6545	1.8503	1.5940	1.5228	1.6421	1.66	5.58	-1	-1	5.5		30.00	30.00	30.00	30.00	30.00	30.00	30.00	30.00	30.00
Toluene	1	0	Avg	2.3082	2.5341	2.6514	2.3737	2.4006	2.5783	2.1735	3.1259	-----	2.52	5.62	0.993	0.999	12	0.40	20.00	5.00	2.00	50.00	100.0	250.0	500.0	1.00	
1,1,1,2-Tetrachloroeth	1	0	Avg	0.6021	0.7982	0.8164	0.6515	0.6539	0.7069	0.5860	-----	-----	0.688	6.51	0.991	0.998	13		20.00	5.00	2.00	50.00	100.0	250.0	500.0		
Chlorobenzene	1	0	Avg	2.1328	2.4425	2.2955	2.1614	2.1792	2.2917	1.9434	-----	-----	2.21	6.47	0.993	0.999	7.1	0.50	20.00	5.00	2.00	50.00	100.0	250.0	500.0		
n-Butyl acrylate	1	0	Qua	0.8822	0.8033	0.9857	1.1449	1.2822	1.5735	1.4566	-----	-----	1.16	6.76	0.997	0.998	25	0.50	20.00	5.00	2.00	50.00	100.0	250.0	500.0		
n-Amyl acetate	1	0	Qua	0.8458	0.7619	0.7472	0.9494	1.1093	1.3001	1.2182	-----	-----	0.990	6.90	0.998	0.998	22	0.50	20.00	5.00	2.00	50.00	100.0	250.0	500.0		
Bromoform	1	0	Avg	0.5565	0.5095	0.7539	0.5138	0.5513	0.6042	0.5151	-----	-----	0.572	6.97	0.993	0.998	15	0.10	20.00	5.00	2.00	50.00	100.0	250.0	500.0		
Ethylbenzene	1	0	Avg	1.8756	2.1050	2.7318	2.0155	2.2109	2.2581	1.6934	2.6007	-----	2.19	6.52	0.977	0.998	16	0.10	20.00	5.00	2.00	50.00	100.0	250.0	500.0	1.00	
1,1,2,2-Tetrachloroeth	1	0	Avg	0.8743	1.1017	1.1514	0.8078	0.8141	0.8559	0.7032	-----	-----	0.901	7.22	0.990	0.999	18	0.10	20.00	5.00	2.00	50.00	100.0	250.0	500.0		
Bromofluorobenzene	1	0	Avg	0.8108	0.8330	0.7911	0.8475	0.8738	0.8889	0.8407	0.8922	0.8613	0.849	7.16	-1	-1	4.0		30.00	30.00	30.00	30.00	30.00	30.00	30.00	30.00	30.00
Styrene	1	0	Avg	3.6977	3.4965	3.0252	3.8402	4.1692	4.2231	3.4026	-----	-----	3.69	6.84	0.987	0.999	12	0.30	20.00	5.00	2.00	50.00	100.0	250.0	500.0		
m&p-Xylenes	1	0	Qua	3.0678	3.2400	3.8124	3.2866	3.4883	3.4861	2.7104	1.1540	4.1506	3.16	6.59	0.983	0.999	27	0.10	40.00	10.00	4.00	100.0	200.0	500.0	1000.	2.00	1.00
o-Xylene	1	0	Avg	2.7776	2.6742	2.5555	2.9038	3.1416	3.1422	2.5642	3.3954	-----	2.89	6.84	0.989	0.999	11	0.30	20.00	5.00	2.00	50.00	100.0	250.0	500.0	1.00	
trans-1,4-Dichloro-2-b	1	0	Avg	1.0007	1.1203	0.6048	1.0298	1.1314	1.0385	0.6748	-----	-----	0.979	7.23	0.986	0.999	19		20.00	5.00	2.00	50.00	100.0	250.0	500.0		
1,3-Dichlorobenzene	1	0	Avg	3.2646	3.9430	3.8935	3.2147	3.4906	3.4524	2.7959	-----	-----	3.44	7.84	0.988	0.999	12	0.60	20.00	5.00	2.00	50.00	100.0	250.0	500.0		
1,4-Dichlorobenzene	1	0	Avg	3.0129	3.3828	3.8504	2.9267	3.3121	3.2601	2.7805	-----	-----	3.22	7.90	0.993	0.999	11	0.50	20.00	5.00	2.00	50.00	100.0	250.0	500.0		
1,2-Dichlorobenzene	1	0	Avg	2.4443	2.4688	3.2761	2.4448	2.5392	2.6340	2.3279	-----	-----	2.59	8.14	0.996	0.999	12	0.40	20.00	5.00	2.00	50.00	100.0	250.0	500.0		
Isopropylbenzene	1	0	Avg	8.9351	9.5548	9.0425	10.046	10.973	11.216	9.0448	12.764	-----	10.2	7.05	0.988	0.999	13	0.10	20.00	5.00	2.00	50.00	100.0	250.0	500.0	1.00	
Cyclohexanone	1	0	Avg	0.0395	0.0455	0.0368	0.0353	0.0350	0.0396	0.0410	-----	-----	0.0390	7.12	0.999	1.00	9.5		100.0	25.00	10.00	250.0	500.0	1250.	2500.		
Camphene	1	0	Avg	3.6615	3.8147	3.8544	4.2887	4.5926	4.7001	3.7569	-----	-----	4.10	7.23	0.986	0.999	10		20.00	5.00	2.00	50.00	100.0	250.0	500.0		
1,2,3-Trichloropropane	1	0	Avg	0.9055	0.7822	1.2963	0.9135	0.8533	0.8905	0.7513	-----	-----	0.913	7.26	0.993	0.999	20		20.00	5.00	2.00	50.00	100.0	250.0	500.0		
2-Chlorotoluene	1	0	Avg	4.8414	4.3613	5.3777	4.8239	5.2775	5.1888	4.3962	-----	-----	4.90	7.37	0.992	1.00	8.4		20.00	5.00	2.00	50.00	100.0	250.0	500.0		

Flags
a - failed the min rf criteria
c - failed the minimum correlation coeff criteria(if applicable)

Note: Avg Rsd: 13.8
Corr 1 = Correlation Coefficient for linear Eq.
Corr 2 = Correlation Coefficient for quad Eq.
Fit = Indicates whether Avg RF, Linear, or Quadratic Curve was used for compound.

7062915 0131

7062915 0132

Form 6
Initial Calibration

Method: EPA 8260C

Instrument: GCMS_2

Level #:	Data File:	Cal Identifier:	Analysis Date/Time	Level #:	Data File:	Cal Identifier:	Analysis Date/Time
1	2M113877.D	CAL @ 20 PPB	07/05/17 11:41	2	2M113876.D	CAL @ 5 PPB	07/05/17 11:24
3	2M113875.D	CAL @ 2 PPB	07/05/17 11:07	4	2M113884.D	CAL @ 50 PPB	07/05/17 13:40
5	2M113882.D	CAL @ 100 PPB	07/05/17 13:06	6	2M113880.D	CAL @ 250 PPB	07/05/17 12:32
7	2M113878.D	CAL @ 500 PPB	07/05/17 11:58	8	2M113874.D	CAL @ 1 PPB	07/05/17 10:50
9	2M113873.D	CAL @ 0.5 PPB	07/05/17 10:33				

Compound	Col	Mr	Fit:	RF1	RF2	RF3	RF4	RF5	RF6	RF7	RF8	RF9	AvgRf	RT	Corr1	Corr2	%Rsd		Calibration Level Concentrations Lvl1	Lvl2	Lvl3	Lvl4	Lvl5	Lvl6	Lvl7	Lvl8	Lvl9
p-Ethyltoluene	1	0	Avg	9.2957	9.9553	9.9468	10.128	10.700	11.267	8.6950	-----	-----	10.0	7.36	0.981	0.998	8.5		20.00	5.00	2.00	50.00	100.0	250.0	500.0		
4-Chlorotoluene	1	0	Avg	4.2559	4.9473	4.3251	4.6381	4.9631	5.2004	4.2453	-----	-----	4.65	7.43	0.989	0.999	8.4		20.00	5.00	2.00	50.00	100.0	250.0	500.0		
n-Propylbenzene	1	0	Avg	12.613	12.374	12.681	13.244	14.199	14.961	10.536	15.521	-----	13.3	7.29	0.966	0.996	12		20.00	5.00	2.00	50.00	100.0	250.0	500.0	1.00	
Bromobenzene	1	0	Avg	3.1303	2.3400	2.7328	3.0666	1.9054	3.4631	2.8302	-----	-----	2.78	7.26	0.983	0.986	19		20.00	5.00	2.00	50.00	100.0	250.0	500.0		
1,3,5-Trimethylbenzen	1	0	Avg	7.2400	8.0954	8.1098	7.5171	8.2581	7.9656	6.8526	9.6975	-----	7.97	7.40	0.994	1.00	11		20.00	5.00	2.00	50.00	100.0	250.0	500.0	1.00	
Butyl methacrylate	1	0	Avg	1.8367	1.8416	1.2380	1.8994	2.1499	2.3528	2.0350	-----	-----	1.91	7.40	0.994	0.998	18	0.50	20.00	5.00	2.00	50.00	100.0	250.0	500.0		
t-Butylbenzene	1	0	Avg	7.4795	7.6060	8.1715	7.9488	8.4281	8.5806	7.0410	9.7521	-----	8.13	7.61	0.990	0.999	10		20.00	5.00	2.00	50.00	100.0	250.0	500.0	1.00	
1,2,4-Trimethylbenzen	1	0	Avg	6.6856	7.0755	8.2972	7.3929	7.7982	8.0981	6.7890	11.286	-----	7.93	7.63	0.992	0.999	19		20.00	5.00	2.00	50.00	100.0	250.0	500.0	1.00	
sec-Butylbenzene	1	0	Avg	10.592	11.741	11.863	11.888	12.931	13.193	10.065	12.207	-----	11.8	7.74	0.980	0.998	9.0		20.00	5.00	2.00	50.00	100.0	250.0	500.0	1.00	
4-Isopropyltoluene	1	0	Avg	7.9187	8.3959	7.8059	8.6866	9.4416	9.6430	7.6171	9.1187	-----	8.58	7.82	0.985	0.999	9.0		20.00	5.00	2.00	50.00	100.0	250.0	500.0	1.00	
n-Butylbenzene	1	0	Avg	11.200	12.400	11.035	11.951	12.968	12.950	10.280	13.043	-----	12.0	8.08	0.986	0.999	8.7		20.00	5.00	2.00	50.00	100.0	250.0	500.0	1.00	
p-Diethylbenzene	1	0	Avg	4.7759	5.1014	4.7405	5.5951	5.7385	5.7180	4.5778	-----	-----	5.18	8.06	0.986	0.999	9.7		20.00	5.00	2.00	50.00	100.0	250.0	500.0		
1,2,4,5-Tetramethylbe	1	0	Avg	4.3387	4.4903	3.9096	5.0640	5.7021	5.8631	5.1679	-----	-----	4.93	8.57	0.996	0.999	15		20.00	5.00	2.00	50.00	100.0	250.0	500.0		
1,2-Dibromo-3-Chloro	1	0	Avg	0.0978	0.1068	0.1269	0.1100	0.0991	0.1019	0.0950	-----	-----	0.105	8.64	0.999	1.00	10	0.05	20.00	5.00	2.00	50.00	100.0	250.0	500.0		
Camphor	1	0	Qua	0.0390	0.0469	0.0655	0.0466	0.0562	0.0694	0.0681	-----	-----	0.0560	9.12	0.998	0.998	22		200.0	50.00	20.00	500.0	1000.	2500.	5000.		
Hexachlorobutadiene	1	0	Avg	1.8996	2.2288	2.8931	2.1284	2.2019	2.0143	1.6355	-----	-----	2.14	9.27	0.987	1.00	18		20.00	5.00	2.00	50.00	100.0	250.0	500.0		
1,2,4-Trichlorobenzen	1	0	Avg	1.1945	1.3431	1.2361	1.3228	1.4210	1.3744	1.3131	-----	-----	1.32	9.18	0.999	1.00	5.9	0.20	20.00	5.00	2.00	50.00	100.0	250.0	500.0		
1,2,3-Trichlorobenzen	1	0	Avg	0.8224	0.8425	0.9087	0.8511	0.9887	0.9266	0.8758	-----	-----	0.888	9.51	0.999	1.00	6.5		20.00	5.00	2.00	50.00	100.0	250.0	500.0		
Naphthalene	1	0	Avg	0.9255	1.0887	1.2468	1.0775	1.1898	1.3112	1.3433	1.6173	-----	1.23	9.35	0.999	1.00	17		20.00	5.00	2.00	50.00	100.0	250.0	500.0	1.00	

Flags
a - failed the min rf criteria
c - failed the minimum correlation coeff criteria(if applicable)

Note: Avg Rsd: 13.8
Corr 1 = Correlation Coefficient for linear Eq.
Corr 2 = Correlation Coefficient for quad Eq.
Fit = Indicates whether Avg RF, Linear, or Quadratic Curve was used for compound.

7062915 0133

Method: EPA 8260C

Form 6
Initial Calibration

Instrument: GCMS_2

Level #:	Data File:	Cal Identifier:	Analysis Date/Time	Level #:	Data File:	Cal Identifier:	Analysis Date/Time
1	2M113877.D	CAL @ 20 PPB	07/05/17 11:41	2	2M113876.D	CAL @ 5 PPB	07/05/17 11:24
3	2M113875.D	CAL @ 2 PPB	07/05/17 11:07	4	2M113884.D	CAL @ 50 PPB	07/05/17 13:40
5	2M113882.D	CAL @ 100 PPB	07/05/17 13:06	6	2M113880.D	CAL @ 250 PPB	07/05/17 12:32
7	2M113878.D	CAL @ 500 PPB	07/05/17 11:58	8	2M113874.D	CAL @ 1 PPB	07/05/17 10:50
9	2M113873.D	CAL @ 0.5 PPB	07/05/17 10:33				

Compound	Col	Mr	Fit:	RF1	RF2	RF3	RF4	RF5	RF6	RF7	RF8	RF9	AvgRf	RT	Corr1	Corr2	%Rsd		Calibration Level Concentrations Lvl1	Lvl2	Lvl3	Lvl4	Lvl5	Lvl6	Lvl7	Lvl8	Lvl9
Chlorodifluoromethane	1	0	Avg	1.6289	1.9137	2.0907	1.6873	1.6922	1.5928	1.4051	-----	-----	1.72	1.33	0.995	1.00	13	0.10	20.00	5.00	2.00	50.00	100.0	250.0	500.0		
Dichlorodifluorometha	1	0	Avg	1.2390	1.3542	1.6451	1.1604	1.2220	1.3288	0.9534	-----	-----	1.27	1.33	0.968	0.996	17	0.10	20.00	5.00	2.00	50.00	100.0	250.0	500.0		
Chloromethane	1	0	Avg	1.0435	1.1076	1.6743	1.2213	1.1308	1.1636	1.1497	-----	-----	1.21	1.46	1.00	1.00	17	0.10	20.00	5.00	2.00	50.00	100.0	250.0	500.0		
Bromomethane	1	0	Avg	0.4740	0.3801	0.6595	0.4828	0.4742	0.4877	0.4544	-----	-----	0.488	1.80	0.999	1.00	17	0.10	20.00	5.00	2.00	50.00	100.0	250.0	500.0		
Vinyl Chloride	1	0	Avg	0.9370	0.9564	1.2250	0.9851	1.0110	1.0700	0.9210	-----	-----	1.02	1.55	0.994	0.999	10	0.10	20.00	5.00	2.00	50.00	100.0	250.0	500.0		
Chloroethane	1	0	Qua	0.5089	0.6204	0.7772	0.4675	0.4759	0.4709	0.4227	-----	-----	0.535	1.86	0.997	1.00	23	0.10	20.00	5.00	2.00	50.00	100.0	250.0	500.0		
Trichlorofluoromethan	1	0	Avg	1.4100	1.5517	2.0875	1.5621	1.3154	1.3453	1.1842	-----	-----	1.49	2.05	0.996	0.999	20	0.10	20.00	5.00	2.00	50.00	100.0	250.0	500.0		
Ethyl ether	1	0	Avg	0.2399	0.2112	0.1329	0.2069	0.2152	0.1848	0.1586	-----	-----	0.193	2.27	0.991	1.00	19	0.50 a	20.00	5.00	2.00	50.00	100.0	250.0	500.0		
Furan	1	0	Avg	0.8566	0.8021	1.1021	0.8882	0.7133	0.7314	0.9914	-----	-----	0.869	2.30	0.982	0.999	16	0.50	20.00	5.00	2.00	50.00	100.0	250.0	500.0		
1,1,2-Trichloro-1,2,2-tr	1	0	Avg	0.7035	0.7367	0.9299	0.7622	0.7471	0.7285	0.6326	-----	-----	0.749	2.44	0.995	1.00	12	0.10	20.00	5.00	2.00	50.00	100.0	250.0	500.0		
Methylene Chloride	1	0	Avg	0.2825	0.3489	0.3995	0.2819	0.2629	0.3901	0.3267	-----	-----	0.328	2.81	0.989	0.992	17	0.10	20.00	5.00	2.00	50.00	100.0	250.0	500.0		
Acrolein	1	0	Qua	0.0125	0.0186	0.0066	0.0112	0.0137	0.0129	0.0118	-----	-----	0.0125	2.38	0.998	1.00	28		100.0	25.00	10.00	250.0	500.0	1250.	2500.		
Acrylonitrile	1	0	Avg	0.0443	0.0296	0.0601	0.0457	0.0424	0.0435	0.0444	-----	-----	0.0443	3.02	1.00	1.00	20		20.00	5.00	2.00	50.00	100.0	250.0	500.0		
Iodomethane	1	0	Avg	0.3496	0.4193	0.5663	0.4299	0.3794	0.5317	0.5588	-----	-----	0.462	2.57	0.996	0.998	19		20.00	5.00	2.00	50.00	100.0	250.0	500.0		
Acetone	1	0	Avg	0.0159	0.0138	0.0128	0.0184	0.0211	0.0209	0.0160	-----	-----	0.0170	2.49	0.979	0.999	19	0.10 a	100.0	25.00	10.00	250.0	500.0	1250.	2500.		
Carbon Disulfide	1	0	Avg	1.6314	1.6018	2.0333	1.5456	2.0799	2.2405	2.0906	-----	-----	1.89	2.62	0.998	0.999	15	0.10	20.00	5.00	2.00	50.00	100.0	250.0	500.0		
t-Butyl Alcohol	1	0	Qua	0.0033	0.0008	0.0033	0.0040	0.0040	0.0040	0.0034	-----	-----	0.00331	2.89	0.991	0.999	34		100.0	25.00	10.00	250.0	500.0	1250.	2500.		
n-Hexane	1	0	Avg	1.1645	1.1363	1.3142	1.2906	1.3425	1.3007	1.1429	-----	-----	1.24	3.24	0.995	1.00	7.2		20.00	5.00	2.00	50.00	100.0	250.0	500.0		
Di-isopropyl-ether	1	0	Avg	1.2893	1.3299	1.3806	1.4728	1.4504	1.5726	1.4643	-----	-----	1.42	3.41	0.999	0.999	6.8		20.00	5.00	2.00	50.00	100.0	250.0	500.0		
1,1-Dichloroethene	1	0	Avg	0.7826	0.8097	0.7179	0.8544	0.9101	0.8640	0.9059	-----	-----	0.835	2.45	0.999	1.00	8.3	0.10	20.00	5.00	2.00	50.00	100.0	250.0	500.0		
Methyl Acetate	1	0	Avg	0.0983	0.0744	0.0985	0.0895	0.1275	0.0936	0.0898	-----	-----	0.0960	2.74	0.993	0.995	17	0.10 a	20.00	5.00	2.00	50.00	100.0	250.0	500.0		
Methyl-t-butyl ether	1	0	Qua	0.1882	0.2697	0.3123	0.2246	0.2273	0.2363	0.2208	0.4248	-----	0.263	3.03	0.999	1.00	29	0.10	20.00	5.00	2.00	50.00	100.0	250.0	500.0	1.00	
1,1-Dichloroethane	1	0	Avg	0.9427	1.1860	1.2366	1.0565	1.0495	1.0230	0.9435	-----	-----	1.06	3.37	0.998	1.00	11	0.20	20.00	5.00	2.00	50.00	100.0	250.0	500.0		
trans-1,2-Dichloroethe	1	0	Avg	0.3736	0.3218	0.4843	0.3697	0.4230	0.5376	0.5130	-----	-----	0.432	3.03	0.998	0.998	19	0.10	20.00	5.00	2.00	50.00	100.0	250.0	500.0		
Ethyl-t-butyl ether	1	0	Avg	0.3966	0.4054	0.4318	0.4047	0.4034	0.4269	0.3926	-----	-----	0.409	3.71	0.998	1.00	3.6	0.50 a	20.00	5.00	2.00	50.00	100.0	250.0	500.0		
cis-1,2-Dichloroethene	1	0	Avg	0.6160	0.4967	0.6545	0.5366	0.5550	0.6821	0.8358	-----	-----	0.625	3.85	0.990	1.00	18	0.10	20.00	5.00	2.00	50.00	100.0	250.0	500.0		
Bromochloromethane	1	0	Avg	0.2137	0.2383	0.1483	0.1545	0.1699	0.1526	0.1596	-----	-----	0.177	4.02	0.999	0.999	20		20.00	5.00	2.00	50.00	100.0	250.0	500.0		
2,2-Dichloropropane	1	0	Avg	0.5511	0.5595	0.7549	0.6504	0.6563	0.7006	0.6926	-----	-----	0.652	3.85	1.00	1.00	11		20.00	5.00	2.00	50.00	100.0	250.0	500.0		
Ethyl acetate	1	0	Avg	0.1090	0.1067	0.0819	0.1041	0.0996	0.0747	0.0708	-----	-----	0.0925	3.90	0.994	0.996	17		20.00	5.00	2.00	50.00	100.0	250.0	500.0		
1,4-Dioxane	1	0	Qua	0.0012	0.0018	0.0022	0.0014	0.0014	0.0014	0.0013	-----	-----	0.00156	5.07	0.999	1.00	23		1000.	250.0	100.0	2500.	5000.	1250	2500		
1,1-Dichloropropene	1	0	Avg	0.9184	1.0715	1.1217	0.9673	0.9750	0.9094	0.7523	-----	-----	0.959	4.31	0.989	1.00	12		20.00	5.00	2.00	50.00	100.0	250.0	500.0		
Chloroform	1	0	Avg	0.8365	1.0099	1.0142	0.8480	0.8779	0.8516	0.8378	-----	-----	0.897	4.07	1.00	1.00	8.9	0.20	20.00	5.00	2.00	50.00	100.0	250.0	500.0		
Dibromofluoromethan	1	0	Avg	0.1949	0.1944	0.2039	0.1894	0.1811	0.1824	0.1436	0.1885	0.2081	0.187	4.18	-1	-1	10		30.00	30.00	30.00	30.00	30.00	30.00	30.00	30.00	30.00
Cyclohexane	1	0	Avg	1.5814	1.3874	1.4298	1.7676	1.6731	1.6375	1.4945	-----	-----	1.57	4.24	0.998	1.00	8.8	0.10	20.00	5.00	2.00	50.00	100.0	250.0	500.0		
1,2-Dichloroethane-d4	1	0	Avg	0.0674	0.0684	0.0768	0.0744	0.0637	0.0662	0.0718	0.0740	0.0776	0.0712	4.41	-1	-1	6.9		30.00	30.00	30.00	30.00	30.00	30.00	30.00	30.00	30.00
1,2-Dichloroethane	1	0	Avg	0.2915	0.3436	0.3838	0.2821	0.2732	0.2913	0.2307	-----	-----	0.300	4.46	0.986	0.998	17	0.10	20.00	5.00	2.00	50.00	100.0	250.0	500.0		
2-Butanone	1	0	Avg	0.0791	0.0611	0.0870	0.0883	0.0901	0.0689	0.0607	-----	-----	0.0765	3.84	0.989	0.998	17	0.10 a	20.00	5.00	2.00	50.00	100.0	250.0	500.0		
1,1,1-Trichloroethane	1	0	Avg	0.8319	0.9250	0.9697	0.9912	1.0029	1.0072	0.9611	-----	-----	0.956	4.21	0.999	1.00	6.4	0.10	20.00	5.00	2.00	50.00	100.0	250.0	500.0		
Carbon Tetrachloride	1	0	Avg	0.9333	0.9817	1.1240	1.0478	1.0081	0.9903	0.8836	-----	-----	0.996	4.32	0.996	1.00	7.8	0.10	20.00	5.00	2.00	50.00	100.0	250.0	500.0		
Vinyl Acetate	1	0	Avg	0.7298	0.7796	0.8377	0.7558	0.7448	0.7707	0.7098	-----	-----	0.761	3.41	0.998	1.00	5.4		20.00	5.00	2.00	50.00	100.0	250.0	500.0		
Bromodichloromethan	1	0	Avg	0.5812	0.7089	0.5371	0.6046	0.5922	0.5938	0.5774	-----	-----	0.599	5.15	1.00	1.00	8.8	0.20	20.00	5.00	2.00	50.00	100.0	250.0	500.0		

Flags
a - failed the min rf criteria
c - failed the minimum correlation coeff criteria(if applicable)

Note: Avg Rsd: 13.8
Corr 1 = Correlation Coefficient for linear Eq.
Corr 2 = Correlation Coefficient for quad Eq.
Fit = Indicates whether Avg RF, Linear, or Quadratic Curve was used for compound.

7062915 0134

Form 6
Initial Calibration

Method: EPA 8260C

Instrument: GCMS_2

Level #:	Data File:	Cal Identifier:	Analysis Date/Time	Level #:	Data File:	Cal Identifier:	Analysis Date/Time
1	2M113877.D	CAL @ 20 PPB	07/05/17 11:41	2	2M113876.D	CAL @ 5 PPB	07/05/17 11:24
3	2M113875.D	CAL @ 2 PPB	07/05/17 11:07	4	2M113884.D	CAL @ 50 PPB	07/05/17 13:40
5	2M113882.D	CAL @ 100 PPB	07/05/17 13:06	6	2M113880.D	CAL @ 250 PPB	07/05/17 12:32
7	2M113878.D	CAL @ 500 PPB	07/05/17 11:58	8	2M113874.D	CAL @ 1 PPB	07/05/17 10:50
9	2M113873.D	CAL @ 0.5 PPB	07/05/17 10:33				

Compound	Col	Mr	Fit:	RF1	RF2	RF3	RF4	RF5	RF6	RF7	RF8	RF9	AvgRf	RT	Corr1	Corr2	%Rsd		Calibration Level Concentrations Lvl1	Lvl2	Lvl3	Lvl4	Lvl5	Lvl6	Lvl7	Lvl8	Lvl9
Methylcyclohexane	1	0	Avg	1.4662	1.5877	1.6899	1.6162	1.5610	1.5355	1.3656	-----	-----	1.55	4.96	0.996	1.00	6.8	0.10	20.00	5.00	2.00	50.00	100.0	250.0	500.0		
Dibromomethane	1	0	Avg	0.1213	0.1504	0.1211	0.1157	0.1203	0.1486	0.1513	-----	-----	0.133	5.06	0.998	0.999	12		20.00	5.00	2.00	50.00	100.0	250.0	500.0		
1,2-Dichloropropane	1	0	Avg	0.5109	0.6295	0.5685	0.5942	0.5437	0.5531	0.5256	-----	-----	0.561	4.98	0.999	1.00	7.3	0.10	20.00	5.00	2.00	50.00	100.0	250.0	500.0		
Trichloroethene	1	0	Avg	0.5589	0.5559	0.6930	0.5939	0.5999	0.5433	0.5348	-----	-----	0.583	4.84	0.999	1.00	9.3	0.20	20.00	5.00	2.00	50.00	100.0	250.0	500.0		
Benzene	1	0	Avg	1.9299	2.2277	1.9928	2.1576	2.0121	2.0235	1.8045	2.6810	-----	2.10	4.45	0.997	1.00	13	0.50	20.00	5.00	2.00	50.00	100.0	250.0	500.0	1.00	
tert-Amyl methyl ether	1	0	Avg	0.2340	0.2358	0.3286	0.2464	0.2479	0.2650	0.2796	-----	-----	0.263	4.51	0.999	1.00	13		20.00	5.00	2.00	50.00	100.0	250.0	500.0		
Iso-propylacetate	1	0	Avg	0.3809	0.3979	0.6072	0.4098	0.4144	0.5284	0.4371	-----	-----	0.454	4.47	0.990	0.995	18	0.50 a	20.00	5.00	2.00	50.00	100.0	250.0	500.0		
Methyl methacrylate	1	0	Avg	0.2719	0.2381	0.3117	0.2769	0.3326	0.2663	0.2429	-----	-----	0.277	5.04	0.994	0.998	12	0.50 a	20.00	5.00	2.00	50.00	100.0	250.0	500.0		
Dibromochloromethan	1	0	Avg	0.5447	0.6676	0.5421	0.5180	0.5324	0.5677	0.5034	-----	-----	0.554	6.10	0.996	0.999	9.8	0.10	20.00	5.00	2.00	50.00	100.0	250.0	500.0		
2-Chloroethylvinylethe	1	0	Avg	0.0928	0.1001	0.0740	0.0855	0.0901	0.0898	0.0678	-----	-----	0.0858	5.32	0.977	0.999	13		20.00	5.00	2.00	50.00	100.0	250.0	500.0		
cis-1,3-Dichloropropen	1	0	Qua	0.4811	0.4299	0.6114	0.5819	0.6352	0.8147	0.7080	-----	-----	0.609	5.42	0.993	0.996	21	0.20	20.00	5.00	2.00	50.00	100.0	250.0	500.0		
trans-1,3-Dichloroprop	1	0	Avg	0.3356	0.3768	0.4035	0.3799	0.4017	0.4712	0.4220	-----	-----	0.399	5.75	0.996	0.998	11	0.10	20.00	5.00	2.00	50.00	100.0	250.0	500.0		
Ethyl methacrylate	1	0	Avg	0.3177	0.3116	0.4891	0.3918	0.3891	0.4780	0.4160	-----	-----	0.399	5.78	0.994	0.997	17	0.50 a	20.00	5.00	2.00	50.00	100.0	250.0	500.0		
1,1,2-Trichloroethane	1	0	Avg	0.3689	0.4430	0.4486	0.3477	0.3472	0.4218	0.3525	-----	-----	0.390	5.86	0.991	0.996	12	0.10	20.00	5.00	2.00	50.00	100.0	250.0	500.0		
1,2-Dibromoethane	1	0	Qua	0.2657	0.2616	0.2149	0.2786	0.2685	0.2761	0.2271	0.5178	-----	0.289	6.18	0.990	0.999	33	0.10	20.00	5.00	2.00	50.00	100.0	250.0	500.0	1.00	
1,3-Dichloropropane	1	0	Avg	0.6199	0.5525	0.7544	0.6197	0.6072	0.6350	0.5004	-----	-----	0.613	5.96	0.984	0.999	13		20.00	5.00	2.00	50.00	100.0	250.0	500.0		
4-Methyl-2-Pentanone	1	0	Qua	0.2517	0.2858	0.0598	0.2679	0.2728	0.3483	0.2993	-----	-----	0.255	5.50	0.993	0.996	36	0.10 a	20.00	5.00	2.00	50.00	100.0	250.0	500.0		
2-Hexanone	1	0	Avg	0.1291	0.1373	0.1408	0.1514	0.1618	0.1758	0.1800	-----	-----	0.154	5.99	1.00	1.00	13	0.10	20.00	5.00	2.00	50.00	100.0	250.0	500.0		
Tetrachloroethene	1	0	Avg	1.0032	1.2327	1.3831	1.1530	1.1108	1.2464	0.9380	-----	-----	1.15	5.95	0.978	0.996	13	0.20	20.00	5.00	2.00	50.00	100.0	250.0	500.0		
Toluene-d8	1	0	Avg	1.7295	1.6535	1.6205	1.6994	1.6545	1.8503	1.5940	1.5228	1.6421	1.66	5.58	-1	-1	5.5		30.00	30.00	30.00	30.00	30.00	30.00	30.00	30.00	30.00
Toluene	1	0	Avg	2.3082	2.5341	2.6514	2.3737	2.4006	2.5783	2.1735	3.1259	-----	2.52	5.62	0.993	0.999	12	0.40	20.00	5.00	2.00	50.00	100.0	250.0	500.0	1.00	
1,1,1,2-Tetrachloroeth	1	0	Avg	0.6021	0.7982	0.8164	0.6515	0.6539	0.7069	0.5860	-----	-----	0.688	6.51	0.991	0.998	13		20.00	5.00	2.00	50.00	100.0	250.0	500.0		
Chlorobenzene	1	0	Avg	2.1328	2.4425	2.2955	2.1614	2.1792	2.2917	1.9434	-----	-----	2.21	6.47	0.993	0.999	7.1	0.50	20.00	5.00	2.00	50.00	100.0	250.0	500.0		
n-Butyl acrylate	1	0	Qua	0.8822	0.8033	0.9857	1.1449	1.2822	1.5735	1.4566	-----	-----	1.16	6.76	0.997	0.998	25	0.50	20.00	5.00	2.00	50.00	100.0	250.0	500.0		
n-Amyl acetate	1	0	Qua	0.8458	0.7619	0.7472	0.9494	1.1093	1.3001	1.2182	-----	-----	0.990	6.90	0.998	0.998	22	0.50	20.00	5.00	2.00	50.00	100.0	250.0	500.0		
Bromoform	1	0	Avg	0.5565	0.5095	0.7539	0.5138	0.5513	0.6042	0.5151	-----	-----	0.572	6.97	0.993	0.998	15	0.10	20.00	5.00	2.00	50.00	100.0	250.0	500.0		
Ethylbenzene	1	0	Avg	1.8756	2.1050	2.7318	2.0155	2.2109	2.2581	1.6934	2.6007	-----	2.19	6.52	0.977	0.998	16	0.10	20.00	5.00	2.00	50.00	100.0	250.0	500.0	1.00	
1,1,2,2-Tetrachloroeth	1	0	Avg	0.8743	1.1017	1.1514	0.8078	0.8141	0.8559	0.7032	-----	-----	0.901	7.22	0.990	0.999	18	0.10	20.00	5.00	2.00	50.00	100.0	250.0	500.0		
Bromofluorobenzene	1	0	Avg	0.8108	0.8330	0.7911	0.8475	0.8738	0.8889	0.8407	0.8922	0.8613	0.849	7.16	-1	-1	4.0		30.00	30.00	30.00	30.00	30.00	30.00	30.00	30.00	30.00
Styrene	1	0	Avg	3.6977	3.4965	3.0252	3.8402	4.1692	4.2231	3.4026	-----	-----	3.69	6.84	0.987	0.999	12	0.30	20.00	5.00	2.00	50.00	100.0	250.0	500.0		
m&p-Xylenes	1	0	Qua	3.0678	3.2400	3.8124	3.2866	3.4883	3.4861	2.7104	1.1540	4.1506	3.16	6.59	0.983	0.999	27	0.10	40.00	10.00	4.00	100.0	200.0	500.0	1000.	2.00	1.00
o-Xylene	1	0	Avg	2.7776	2.6742	2.5555	2.9038	3.1416	3.1422	2.5642	3.3954	-----	2.89	6.84	0.989	0.999	11	0.30	20.00	5.00	2.00	50.00	100.0	250.0	500.0	1.00	
trans-1,4-Dichloro-2-b	1	0	Avg	1.0007	1.1203	0.6048	1.0298	1.1314	1.0885	0.8748	-----	-----	0.979	7.23	0.986	0.999	19		20.00	5.00	2.00	50.00	100.0	250.0	500.0		
1,3-Dichlorobenzene	1	0	Avg	3.2646	3.9430	3.8935	3.2147	3.4906	3.4524	2.7959	-----	-----	3.44	7.84	0.988	0.999	12	0.60	20.00	5.00	2.00	50.00	100.0	250.0	500.0		
1,4-Dichlorobenzene	1	0	Avg	3.0129	3.3828	3.8504	2.9267	3.3121	3.2601	2.7805	-----	-----	3.22	7.90	0.993	0.999	11	0.50	20.00	5.00	2.00	50.00	100.0	250.0	500.0		
1,2-Dichlorobenzene	1	0	Avg	2.4443	2.4688	3.2761	2.4448	2.5392	2.6340	2.3279	-----	-----	2.59	8.14	0.996	0.999	12	0.40	20.00	5.00	2.00	50.00	100.0	250.0	500.0		
Isopropylbenzene	1	0	Avg	8.9351	9.5548	9.0425	10.046	10.973	11.216	9.0448	12.764	-----	10.2	7.05	0.988	0.999	13	0.10	20.00	5.00	2.00	50.00	100.0	250.0	500.0	1.00	
Cyclohexanone	1	0	Avg	0.0395	0.0455	0.0368	0.0353	0.0350	0.0396	0.0410	-----	-----	0.0390	7.12	0.999	1.00	9.5		100.0	25.00	10.00	250.0	500.0	1250.	2500.		
Camphene	1	0	Avg	3.6615	3.8147	3.8544	4.2887	4.5926	4.7001	3.7569	-----	-----	4.10	7.23	0.986	0.999	10		20.00	5.00	2.00	50.00	100.0	250.0	500.0		
1,2,3-Trichloropropane	1	0	Avg	0.9055	0.7822	1.2963	0.9135	0.8533	0.8905	0.7513	-----	-----	0.913	7.26	0.993	0.999	20		20.00	5.00	2.00	50.00	100.0	250.0	500.0		
2-Chlorotoluene	1	0	Avg	4.8414	4.3613	5.3777	4.8239	5.2775	5.1888	4.3962	-----	-----	4.90	7.37	0.992	1.00	8.4		20.00	5.00	2.00	50.00	100.0	250.0	500.0		

Flags
a - failed the min rf criteria
c - failed the minimum correlation coeff criteria(if applicable)

Note: Avg Rsd: 13.8
Corr 1 = Correlation Coefficient for linear Eq.
Corr 2 = Correlation Coefficient for quad Eq.
Fit = Indicates whether Avg RF, Linear, or Quadratic Curve was used for compound.

Form 6
Initial Calibration

Method: EPA 8260C

Instrument: GCMS_2

Level #:	Data File:	Cal Identifier:	Analysis Date/Time	Level #:	Data File:	Cal Identifier:	Analysis Date/Time
1	2M113877.D	CAL @ 20 PPB	07/05/17 11:41	2	2M113876.D	CAL @ 5 PPB	07/05/17 11:24
3	2M113875.D	CAL @ 2 PPB	07/05/17 11:07	4	2M113884.D	CAL @ 50 PPB	07/05/17 13:40
5	2M113882.D	CAL @ 100 PPB	07/05/17 13:06	6	2M113880.D	CAL @ 250 PPB	07/05/17 12:32
7	2M113878.D	CAL @ 500 PPB	07/05/17 11:58	8	2M113874.D	CAL @ 1 PPB	07/05/17 10:50
9	2M113873.D	CAL @ 0.5 PPB	07/05/17 10:33				

Compound	Col	Mr	Fit:	RF1	RF2	RF3	RF4	RF5	RF6	RF7	RF8	RF9	AvgRf	RT	Corr1	Corr2	%Rsd		Calibration Level Concentrations Lvl1	Lvl2	Lvl3	Lvl4	Lvl5	Lvl6	Lvl7	Lvl8	Lvl9
p-Ethyltoluene	1	0	Avg	9.2957	9.9553	9.9468	10.128	10.700	11.267	8.6950	-----	-----	10.0	7.36	0.981	0.998	8.5		20.00	5.00	2.00	50.00	100.0	250.0	500.0		
4-Chlorotoluene	1	0	Avg	4.2559	4.9473	4.3251	4.6381	4.9631	5.2004	4.2453	-----	-----	4.65	7.43	0.989	0.999	8.4		20.00	5.00	2.00	50.00	100.0	250.0	500.0		
n-Propylbenzene	1	0	Avg	12.613	12.374	12.681	13.244	14.199	14.961	10.536	15.521	-----	13.3	7.29	0.966	0.996	12		20.00	5.00	2.00	50.00	100.0	250.0	500.0	1.00	
Bromobenzene	1	0	Avg	3.1303	2.3400	2.7328	3.0666	1.9054	3.4631	2.8302	-----	-----	2.78	7.26	0.983	0.986	19		20.00	5.00	2.00	50.00	100.0	250.0	500.0		
1,3,5-Trimethylbenzen	1	0	Avg	7.2400	8.0954	8.1098	7.5171	8.2581	7.9656	6.8526	9.6975	-----	7.97	7.40	0.994	1.00	11		20.00	5.00	2.00	50.00	100.0	250.0	500.0	1.00	
Butyl methacrylate	1	0	Avg	1.8367	1.8416	1.2380	1.8994	2.1499	2.3528	2.0350	-----	-----	1.91	7.40	0.994	0.998	18	0.50	20.00	5.00	2.00	50.00	100.0	250.0	500.0		
t-Butylbenzene	1	0	Avg	7.4795	7.6060	8.1715	7.9488	8.4281	8.5806	7.0410	9.7521	-----	8.13	7.61	0.990	0.999	10		20.00	5.00	2.00	50.00	100.0	250.0	500.0	1.00	
1,2,4-Trimethylbenzen	1	0	Avg	6.6856	7.0755	8.2972	7.3929	7.7982	8.0981	6.7890	11.286	-----	7.93	7.63	0.992	0.999	19		20.00	5.00	2.00	50.00	100.0	250.0	500.0	1.00	
sec-Butylbenzene	1	0	Avg	10.592	11.741	11.863	11.888	12.931	13.193	10.065	12.207	-----	11.8	7.74	0.980	0.998	9.0		20.00	5.00	2.00	50.00	100.0	250.0	500.0	1.00	
4-Isopropyltoluene	1	0	Avg	7.9187	8.3959	7.8059	8.6866	9.4416	9.6430	7.6171	9.1187	-----	8.58	7.82	0.985	0.999	9.0		20.00	5.00	2.00	50.00	100.0	250.0	500.0	1.00	
n-Butylbenzene	1	0	Avg	11.200	12.400	11.035	11.951	12.968	12.950	10.280	13.043	-----	12.0	8.08	0.986	0.999	8.7		20.00	5.00	2.00	50.00	100.0	250.0	500.0	1.00	
p-Diethylbenzene	1	0	Avg	4.7759	5.1014	4.7405	5.5951	5.7385	5.7180	4.5778	-----	-----	5.18	8.06	0.986	0.999	9.7		20.00	5.00	2.00	50.00	100.0	250.0	500.0		
1,2,4,5-Tetramethylbe	1	0	Avg	4.3387	4.4903	3.9096	5.0640	5.7021	5.8631	5.1679	-----	-----	4.93	8.57	0.996	0.999	15		20.00	5.00	2.00	50.00	100.0	250.0	500.0		
1,2-Dibromo-3-Chloro	1	0	Avg	0.0978	0.1068	0.1269	0.1100	0.0991	0.1019	0.0950	-----	-----	0.105	8.64	0.999	1.00	10	0.05	20.00	5.00	2.00	50.00	100.0	250.0	500.0		
Camphor	1	0	Qua	0.0390	0.0469	0.0655	0.0466	0.0562	0.0694	0.0681	-----	-----	0.0560	9.12	0.998	0.998	22		200.0	50.00	20.00	500.0	1000.	2500.	5000.		
Hexachlorobutadiene	1	0	Avg	1.8996	2.2288	2.8931	2.1284	2.2019	2.0143	1.6355	-----	-----	2.14	9.27	0.987	1.00	18		20.00	5.00	2.00	50.00	100.0	250.0	500.0		
1,2,4-Trichlorobenzen	1	0	Avg	1.1945	1.3431	1.2361	1.3228	1.4210	1.3744	1.3131	-----	-----	1.32	9.18	0.999	1.00	5.9	0.20	20.00	5.00	2.00	50.00	100.0	250.0	500.0		
1,2,3-Trichlorobenzen	1	0	Avg	0.8224	0.8425	0.9087	0.8511	0.9887	0.9266	0.8758	-----	-----	0.888	9.51	0.999	1.00	6.5		20.00	5.00	2.00	50.00	100.0	250.0	500.0		
Naphthalene	1	0	Avg	0.9255	1.0887	1.2468	1.0775	1.1898	1.3112	1.3433	1.6173	-----	1.23	9.35	0.999	1.00	17		20.00	5.00	2.00	50.00	100.0	250.0	500.0	1.00	

Flags
a - failed the min rf criteria
c - failed the minimum correlation coeff criteria(if applicable)

Note: Avg Rsd: 13.8
Corr 1 = Correlation Coefficient for linear Eq.
Corr 2 = Correlation Coefficient for quad Eq.
Fit = Indicates whether Avg RF, Linear, or Quadratic Curve was used for compound.

7062915 0135

Form7

Continuing Calibration

Calibration Name: CAL @ 50 PPB **Data File:** 6M55378.D **Instrument:** GCMS 6

Cont Calibration Date/Time 6/27/2017 9:05:00 A Method: EPA 8260C

TxtCompd:	Col#	Multi Num	Type	RT	Conc	Conc Exp	Lo Lim	MIN RF	Initial RF	RF	%Diff	Flag
Fluorobenzene	1	0	I	4.75	30.00	30	**			0.000	0.00	
Chlorodifluoromethane	1	0		1.42	58.31	50	20	0.1	1.206	1.406	16.63	
Dichlorodifluoromethane	1	0		1.42	48.93	50	20	0.1	0.523	0.512	2.14	
Chloromethane	1	0		1.57	52.47	50	20	0.1	0.601	0.631	4.93	
Bromomethane	1	0		1.96	57.15	50	20	0.1	0.433	0.495	14.31	
Vinyl Chloride	1	0		1.67	55.79	50	20	0.1	0.717	0.799	11.57	
Chloroethane	1	0		2.04	54.50	50	20	0.1	0.429	0.468	8.99	
Trichlorofluoromethane	1	0		2.25	58.57	50	20	0.1	0.501	0.587	17.15	
Ethyl ether	1	0		2.49	60.45	50	20	0.5	0.241	0.291	20.90	C1
Furan	1	0		2.52	40.29	50	20	0.5	1.277	1.029	19.43	
1,1,2-Trichloro-1,2,2-trifluoroetha	1	0		2.68	58.87	50	20	0.1	0.602	0.709	17.75	
Methylene Chloride	1	0		3.07	58.71	50	20	0.1	0.334	0.392	17.42	
Acrolein	1	0		2.59	273.69	250	20		0.014	0.014	9.47	
Acrylonitrile	1	0		3.26	56.68	50	20		0.052	0.059	13.36	
Iodomethane	1	0		2.81	49.83	50	20		0.498	0.521	0.35	
Acetone	1	0		2.71	256.43	250	20	0.1	0.035	0.036	2.57	
Carbon Disulfide	1	0		2.88	49.55	50	20	0.1	1.874	1.856	0.91	
t-Butyl Alcohol	1	0		3.12	263.21	250	20		0.008	0.008	5.28	
n-Hexane	1	0		3.52	56.78	50	20		1.106	1.256	13.57	
Di-isopropyl-ether	1	0		3.67	53.04	50	20		1.637	1.737	6.07	
1,1-Dichloroethene	1	0		2.68	53.99	50	20	0.1	0.857	0.925	7.98	
Methyl Acetate	1	0		2.98	40.31	50	20	0.1	0.172	0.139	19.38	
Methyl-t-butyl ether	1	0		3.28	66.25	50	20	0.1	0.444	0.588	32.50	C1
1,1-Dichloroethane	1	0		3.64	58.11	50	20	0.2	1.021	1.186	16.22	
trans-1,2-Dichloroethene	1	0		3.29	58.54	50	20	0.1	0.563	0.659	17.09	
Ethyl-t-butyl ether	1	0		3.95	56.80	50	20	0.5	0.879	0.999	13.61	
cis-1,2-Dichloroethene	1	0		4.07	56.53	50	20	0.1	0.984	1.113	13.07	
Bromochloromethane	1	0		4.23	47.99	50	20		0.339	0.326	4.01	
2,2-Dichloropropane	1	0		4.07	56.19	50	20		0.795	0.894	12.38	
Ethyl acetate	1	0		4.10	54.45	50	20		0.165	0.180	8.91	
1,4-Dioxane	1	0		5.13	2604.55	2500	20		0.001	0.001	4.18	
1,1-Dichloropropene	1	0		4.49	58.32	50	20		0.947	1.105	16.64	
Chloroform	1	0		4.28	54.36	50	20	0.2	0.890	0.968	8.71	
Dibromofluoromethane	1	0	S	4.37	28.17	75	**		0.240	0.225	6.08	
Cyclohexane	1	0		4.43	55.98	50	20	0.1	1.205	1.349	11.95	
1,2-Dichloroethane-d4	1	0	S	4.57	30.91	75	**		0.106	0.109	3.05	
1,2-Dichloroethane	1	0		4.61	55.48	50	20	0.1	0.487	0.540	10.97	
2-Butanone	1	0		4.07	49.45	50	20	0.1	0.088	0.079	1.11	
1,1,1-Trichloroethane	1	0		4.40	55.73	50	20	0.1	0.928	1.034	11.47	
Carbon Tetrachloride	1	0		4.49	53.99	50	20	0.1	0.812	0.877	7.99	
Vinyl Acetate	1	0		3.28	59.88	50	20		0.173	0.207	19.76	
Bromodichloromethane	1	0		5.21	55.65	50	20	0.2	0.517	0.576	11.29	
Methylcyclohexane	1	0		5.05	55.49	50	20	0.1	1.011	1.122	10.97	
Dibromomethane	1	0		5.14	56.14	50	20		0.163	0.183	12.29	
1,2-Dichloropropane	1	0		5.07	53.81	50	20	0.1	0.491	0.528	7.63	
Trichloroethene	1	0		4.95	49.03	50	20	0.2	0.544	0.533	1.95	
Benzene	1	0		4.61	60.59	50	20	0.5	2.142	2.188	21.19	C1
tert-Amyl methyl ether	1	0		4.65	58.19	50	20		0.562	0.654	16.37	
Chlorobenzene-d5	1	0	I	6.33	30.00	30	**			0.000	0.00	
Iso-propylacetate	1	0		4.61	64.12	50	20	0.5	0.641	0.822	28.24	C1
Methyl methacrylate	1	0		5.11	58.89	50	20	0.5	0.340	0.400	17.78	
Dibromochloromethane	1	0		6.03	62.26	50	20	0.1	0.463	0.576	24.52	C1

S-Surrogate Compound I-Internal Standard Compound

N/O or N/Q - Not applicable for this run C1-Compound %Diff exceeds limits ** - No limit specified in method

Note: 8260/8270 limits are compared against the %DIFF/R.F. 625 limits are compared against the %DIFF.

624 limits are compared against the concentration found. 524.2 limits are compared against the %DIFF

Form7

Continuing Calibration

Calibration Name: CAL @ 50 PPB **Data File:** 6M55378.D **Instrument:** GCMS 6

Cont Calibration Date/Time 6/27/2017 9:05:00 A Method: EPA 8260C

TxtCompd:	Col#	Multi Num	Type	RT	Conc	Conc Exp	Lo Lim	MIN RF	Initial RF	RF	%Diff	Flag
2-Chloroethylvinylether	1	0		5.34	58.90	50	20		0.160	0.188	17.81	
cis-1,3-Dichloropropene	1	0		5.44	63.81	50	20	0.2	0.995	1.270	27.62	C1
trans-1,3-Dichloropropene	1	0		5.71	58.47	50	20	0.1	0.669	0.783	16.94	
Ethyl methacrylate	1	0		5.73	59.42	50	20	0.5	0.458	0.544	18.85	
1,1,2-Trichloroethane	1	0		5.81	62.31	50	20	0.1	0.371	0.463	24.62	C1
1,2-Dibromoethane	1	0		6.10	56.19	50	20	0.1	0.324	0.364	12.37	
1,3-Dichloropropane	1	0		5.90	57.19	50	20		0.690	0.789	14.38	
4-Methyl-2-Pentanone	1	0		5.50	63.86	50	20	0.1	0.268	0.342	27.72	C1
2-Hexanone	1	0		5.92	57.05	50	20	0.1	0.213	0.243	14.10	
Tetrachloroethene	1	0		5.90	58.11	50	20	0.2	1.065	1.237	16.23	
Toluene-d8	1	0	S	5.58	32.91	75	**		1.684	1.848	9.69	
Toluene	1	0		5.61	64.24	50	20	0.4	2.573	2.890	28.48	C1
1,1,1,2-Tetrachloroethane	1	0		6.38	58.36	50	20		0.604	0.705	16.71	
Chlorobenzene	1	0		6.34	62.14	50	20	0.5	2.043	2.538	24.27	C1
1,4-Dichlorobenzene-d4	1	0	I	7.57	30.00	30	**			0.000	0.00	
n-Butyl acrylate	1	0		6.58	56.96	50	20	0.5	1.256	1.430	13.93	
n-Amyl acetate	1	0		6.70	44.96	50	20	0.5	1.402	1.368	10.08	
Bromoform	1	0		6.78	48.36	50	20	0.1	0.543	0.526	3.29	
Ethylbenzene	1	0		6.38	47.21	50	20	0.1	2.667	2.823	5.58	
1,1,2,2-Tetrachloroethane	1	0		6.99	63.87	50	20	0.1	0.706	0.902	27.74	C1
Bromofluorobenzene	1	0	S	6.94	29.46	75	**		0.940	0.923	1.78	
Styrene	1	0		6.66	57.85	50	20	0.3	3.810	4.408	15.69	
m&p-Xylenes	1	0		6.44	109.45	100	20	0.1	3.093	3.385	9.45	
o-Xylene	1	0		6.65	54.42	50	20	0.3	2.677	2.914	8.84	
trans-1,4-Dichloro-2-butene	1	0		7.00	58.35	50	20		0.902	1.052	16.70	
1,3-Dichlorobenzene	1	0		7.54	53.38	50	20	0.6	3.080	3.288	6.76	
1,4-Dichlorobenzene	1	0		7.59	57.14	50	20	0.5	2.811	3.212	14.29	
1,2-Dichlorobenzene	1	0		7.80	54.58	50	20	0.4	2.347	2.562	9.15	
Isopropylbenzene	1	0		6.84	54.59	50	20	0.1	9.095	9.931	9.18	
Cyclohexanone	1	0		7.00	258.81	250	20		0.088	0.092	3.52	
Camphene	1	0		7.00	55.55	50	20		3.965	4.405	11.10	
1,2,3-Trichloropropane	1	0		7.03	55.40	50	20		0.956	1.059	10.80	
2-Chlorotoluene	1	0		7.12	64.45	50	20		5.334	6.875	28.90	C1
p-Ethyltoluene	1	0		7.12	58.71	50	20		8.058	9.462	17.41	
4-Chlorotoluene	1	0		7.18	59.91	50	20		5.103	6.115	19.81	
n-Propylbenzene	1	0		7.06	56.32	50	20		11.082	12.483	12.64	
Bromobenzene	1	0		7.03	56.40	50	20		3.406	3.842	12.80	
1,3,5-Trimethylbenzene	1	0		7.14	57.37	50	20		6.544	7.508	14.73	
Butyl methacrylate	1	0		7.15	54.76	50	20	0.5	2.098	2.298	9.53	
t-Butylbenzene	1	0		7.33	54.37	50	20		6.528	7.099	8.74	
1,2,4-Trimethylbenzene	1	0		7.36	57.51	50	20		6.048	6.957	15.03	
sec-Butylbenzene	1	0		7.46	56.55	50	20		9.334	10.556	13.10	
4-Isopropyltoluene	1	0		7.52	55.56	50	20		6.780	7.535	11.13	
n-Butylbenzene	1	0		7.76	56.90	50	20		8.847	10.068	13.79	
p-Diethylbenzene	1	0		7.74	60.38	50	20		3.816	4.608	20.75	C1
1,2,4,5-Tetramethylbenzene	1	0		8.18	63.44	50	20		4.213	5.345	26.89	C1
1,2-Dibromo-3-Chloropropane	1	0		8.26	37.08	50	20	0.05	0.079	0.068	25.83	C1
Camphor	1	0		8.68	278.04	500	20		0.043	0.034	44.39	C1
Hexachlorobutadiene	1	0		8.80	47.96	50	20		2.227	2.137	4.08	
1,2,4-Trichlorobenzene	1	0		8.73	53.72	50	20	0.2	1.260	1.354	7.44	
1,2,3-Trichlorobenzene	1	0		9.02	46.47	50	20		0.886	0.824	7.05	
Naphthalene	1	0		8.88	48.70	50	20		1.017	0.991	2.60	

S-Surrogate Compound I-Internal Standard Compound

N/O or N/Q - Not applicable for this run C1-Compound %Diff exceeds limits ** - No limit specified in method

Note: 8260/8270 limits are compared against the %DIFF/R.F. 625 limits are compared against the %DIFF.

624 limits are compared against the concentration found. 524.2 limits are compared against the %DIFF

Form7

Continuing Calibration

Calibration Name: CAL @ 50 PPB **Data File:** 6M55591.D **Instrument:** GCMS 6

Cont Calibration Date/Time 7/3/2017 6:52:00 PM Method: EPA 8260C

TxtCompd:	Col#	Multi Num	Type	RT	Conc	Conc Exp	Lo Lim	MIN RF	Initial RF	RF	%Diff	Flag
Fluorobenzene	1	0	I	4.76	30.00	30	**			0.000	0.00	
Chlorodifluoromethane	1	0		1.42	73.49	50	20	0.1	1.206	1.772	46.99	C1
Dichlorodifluoromethane	1	0		1.42	40.97	50	20	0.1	0.523	0.429	18.05	
Chloromethane	1	0		1.57	54.78	50	20	0.1	0.601	0.659	9.57	
Bromomethane	1	0		1.96	45.57	50	20	0.1	0.433	0.395	8.85	
Vinyl Chloride	1	0		1.67	54.23	50	20	0.1	0.717	0.777	8.45	
Chloroethane	1	0		2.04	53.60	50	20	0.1	0.429	0.460	7.20	
Trichlorofluoromethane	1	0		2.26	52.56	50	20	0.1	0.501	0.527	5.11	
Ethyl ether	1	0		2.49	55.28	50	20	0.5	0.241	0.266	10.56	
Furan	1	0		2.53	60.38	50	20	0.5	1.277	1.543	20.77	C1
1,1,2-Trichloro-1,2,2-trifluoroetha	1	0		2.68	54.41	50	20	0.1	0.602	0.655	8.82	
Methylene Chloride	1	0		3.08	63.84	50	20	0.1	0.334	0.427	27.68	C1
Acrolein	1	0		2.59	427.79	250	20		0.014	0.022	71.12	C1
Acrylonitrile	1	0		3.27	64.57	50	20		0.052	0.067	29.14	C1
Iodomethane	1	0		2.81	67.81	50	20		0.498	0.717	35.62	C1
Acetone	1	0		2.71	336.15	250	20	0.1	0.035	0.047	34.46	C1
Carbon Disulfide	1	0		2.88	54.35	50	20	0.1	1.874	2.037	8.71	
t-Butyl Alcohol	1	0		3.13	301.06	250	20		0.008	0.009	20.42	
n-Hexane	1	0		3.52	54.39	50	20		1.106	1.203	8.79	
Di-isopropyl-ether	1	0		3.67	54.83	50	20		1.637	1.795	9.66	
1,1-Dichloroethene	1	0		2.68	66.19	50	20	0.1	0.857	1.135	32.39	C1
Methyl Acetate	1	0		2.98	60.46	50	20	0.1	0.172	0.208	20.93	C1
Methyl-t-butyl ether	1	0		3.29	63.77	50	20	0.1	0.444	0.566	27.53	C1
1,1-Dichloroethane	1	0		3.65	53.94	50	20	0.2	1.021	1.101	7.88	
trans-1,2-Dichloroethene	1	0		3.30	53.44	50	20	0.1	0.563	0.601	6.87	
Ethyl-t-butyl ether	1	0		3.95	58.47	50	20	0.5	0.879	1.028	16.94	
cis-1,2-Dichloroethene	1	0		4.08	52.47	50	20	0.1	0.984	1.033	4.95	
Bromochloromethane	1	0		4.23	44.41	50	20		0.339	0.301	11.19	
2,2-Dichloropropane	1	0		4.08	56.73	50	20		0.795	0.903	13.45	
Ethyl acetate	1	0		4.10	64.77	50	20		0.165	0.214	29.54	C1
1,4-Dioxane	1	0		5.13	2378.74	2500	20		0.001	0.001	4.85	
1,1-Dichloropropene	1	0		4.49	55.83	50	20		0.947	1.058	11.67	
Chloroform	1	0		4.28	52.62	50	20	0.2	0.890	0.937	5.24	
Dibromofluoromethane	1	0	S	4.37	32.41	75	**		0.240	0.259	8.04	
Cyclohexane	1	0		4.43	54.43	50	20	0.1	1.205	1.312	8.86	
1,2-Dichloroethane-d4	1	0	S	4.58	30.60	75	**		0.106	0.108	2.00	
1,2-Dichloroethane	1	0		4.62	52.57	50	20	0.1	0.487	0.512	5.13	
2-Butanone	1	0		4.07	56.92	50	20	0.1	0.088	0.091	13.84	
1,1,1-Trichloroethane	1	0		4.40	53.34	50	20	0.1	0.928	0.990	6.68	
Carbon Tetrachloride	1	0		4.49	51.58	50	20	0.1	0.812	0.838	3.16	
Vinyl Acetate	1	0		3.29	53.58	50	20		0.173	0.185	7.17	
Bromodichloromethane	1	0		5.21	48.77	50	20	0.2	0.517	0.504	2.46	
Methylcyclohexane	1	0		5.06	61.45	50	20	0.1	1.011	1.242	22.90	C1
Dibromomethane	1	0		5.14	51.30	50	20		0.163	0.168	2.61	
1,2-Dichloropropane	1	0		5.08	54.59	50	20	0.1	0.491	0.536	9.17	
Trichloroethene	1	0		4.95	56.07	50	20	0.2	0.544	0.610	12.15	
Benzene	1	0		4.61	61.77	50	20	0.5	2.142	2.231	23.54	C1
tert-Amyl methyl ether	1	0		4.65	55.88	50	20		0.562	0.628	11.75	
Chlorobenzene-d5	1	0	I	6.33	30.00	30	**			0.000	0.00	
Iso-propylacetate	1	0		4.61	41.02	50	20	0.5	0.641	0.526	17.95	
Methyl methacrylate	1	0		5.11	52.49	50	20	0.5	0.340	0.357	4.97	
Dibromochloromethane	1	0		6.03	45.01	50	20	0.1	0.463	0.416	9.98	

S-Surrogate Compound I-Internal Standard Compound

N/O or N/Q - Not applicable for this run C1-Compound %Diff exceeds limits ** - No limit specified in method

Note: 8260/8270 limits are compared against the %DIFF/R.F. 625 limits are compared against the %DIFF.

624 limits are compared against the concentration found. 524.2 limits are compared against the %DIFF

Form7

Continuing Calibration

Calibration Name: CAL @ 50 PPB **Data File:** 6M55591.D **Instrument:** GCMS 6

Cont Calibration Date/Time 7/3/2017 6:52:00 PM Method: EPA 8260C

TxtCompd:	Col#	Multi Num	Type	RT	Conc	Conc Exp	Lo Lim	MIN RF	Initial RF	RF	%Diff	Flag
2-Chloroethylvinylether	1	0		5.35	44.20	50	20		0.160	0.141	11.59	
cis-1,3-Dichloropropene	1	0		5.44	42.31	50	20	0.2	0.995	0.842	15.39	
trans-1,3-Dichloropropene	1	0		5.71	42.12	50	20	0.1	0.669	0.564	15.76	
Ethyl methacrylate	1	0		5.73	44.67	50	20	0.5	0.458	0.409	10.65	
1,1,2-Trichloroethane	1	0		5.81	41.85	50	20	0.1	0.371	0.311	16.29	
1,2-Dibromoethane	1	0		6.10	40.19	50	20	0.1	0.324	0.261	19.63	
1,3-Dichloropropane	1	0		5.90	41.45	50	20		0.690	0.572	17.11	
4-Methyl-2-Pentanone	1	0		5.50	51.06	50	20	0.1	0.268	0.273	2.13	
2-Hexanone	1	0		5.92	47.01	50	20	0.1	0.213	0.200	5.99	
Tetrachloroethene	1	0		5.90	42.09	50	20	0.2	1.065	0.896	15.83	
Toluene-d8	1	0	S	5.58	26.30	75	**		1.684	1.477	12.34	
Toluene	1	0		5.61	45.52	50	20	0.4	2.573	2.053	8.97	
1,1,1,2-Tetrachloroethane	1	0		6.38	41.71	50	20		0.604	0.504	16.57	
Chlorobenzene	1	0		6.35	46.23	50	20	0.5	2.043	1.889	7.53	
1,4-Dichlorobenzene-d4	1	0	I	7.58	30.00	30	**			0.000	0.00	
n-Butyl acrylate	1	0		6.58	55.42	50	20	0.5	1.256	1.392	10.84	
n-Amyl acetate	1	0		6.70	50.66	50	20	0.5	1.402	1.540	1.32	
Bromoform	1	0		6.78	48.22	50	20	0.1	0.543	0.524	3.56	
Ethylbenzene	1	0		6.38	44.51	50	20	0.1	2.667	2.666	10.98	
1,1,2,2-Tetrachloroethane	1	0		6.99	53.18	50	20	0.1	0.706	0.751	6.35	
Bromofluorobenzene	1	0	S	6.94	30.60	75	**		0.940	0.959	2.01	
Styrene	1	0		6.66	56.55	50	20	0.3	3.810	4.310	13.10	
m&p-Xylenes	1	0		6.44	108.29	100	20	0.1	3.093	3.349	8.29	
o-Xylene	1	0		6.65	52.92	50	20	0.3	2.677	2.834	5.84	
trans-1,4-Dichloro-2-butene	1	0		7.00	54.89	50	20		0.902	0.990	9.78	
1,3-Dichlorobenzene	1	0		7.54	47.38	50	20	0.6	3.080	2.918	5.24	
1,4-Dichlorobenzene	1	0		7.59	49.51	50	20	0.5	2.811	2.783	0.98	
1,2-Dichlorobenzene	1	0		7.80	47.31	50	20	0.4	2.347	2.221	5.38	
Isopropylbenzene	1	0		6.84	52.27	50	20	0.1	9.095	9.508	4.54	
Cyclohexanone	1	0		7.00	261.90	250	20		0.088	0.093	4.76	
Camphene	1	0		7.00	56.38	50	20		3.965	4.471	12.76	
1,2,3-Trichloropropane	1	0		7.03	51.95	50	20		0.956	0.993	3.89	
2-Chlorotoluene	1	0		7.13	57.30	50	20		5.334	6.113	14.61	
p-Ethyltoluene	1	0		7.12	53.97	50	20		8.058	8.698	7.94	
4-Chlorotoluene	1	0		7.18	52.79	50	20		5.103	5.388	5.57	
n-Propylbenzene	1	0		7.06	53.65	50	20		11.082	11.892	7.30	
Bromobenzene	1	0		7.03	51.95	50	20		3.406	3.539	3.91	
1,3,5-Trimethylbenzene	1	0		7.15	55.98	50	20		6.544	7.327	11.96	
Butyl methacrylate	1	0		7.15	57.04	50	20	0.5	2.098	2.394	14.08	
t-Butylbenzene	1	0		7.33	51.22	50	20		6.528	6.687	2.44	
1,2,4-Trimethylbenzene	1	0		7.36	55.13	50	20		6.048	6.668	10.26	
sec-Butylbenzene	1	0		7.45	54.78	50	20		9.334	10.226	9.56	
4-Isopropyltoluene	1	0		7.53	54.77	50	20		6.780	7.427	9.54	
n-Butylbenzene	1	0		7.76	58.50	50	20		8.847	10.352	17.00	
p-Diethylbenzene	1	0		7.74	58.17	50	20		3.816	4.439	16.33	
1,2,4,5-Tetramethylbenzene	1	0		8.19	64.78	50	20		4.213	5.458	29.57	C1
1,2-Dibromo-3-Chloropropane	1	0		8.25	47.59	50	20	0.05	0.079	0.086	4.81	
Camphor	1	0		8.67	556.06	500	20		0.043	0.067	11.21	
Hexachlorobutadiene	1	0		8.81	44.19	50	20		2.227	1.969	11.62	
1,2,4-Trichlorobenzene	1	0		8.73	57.61	50	20	0.2	1.260	1.452	15.23	
1,2,3-Trichlorobenzene	1	0		9.02	53.65	50	20		0.886	0.951	7.31	
Naphthalene	1	0		8.88	62.89	50	20		1.017	1.280	25.79	C1

S-Surrogate Compound I-Internal Standard Compound

N/O or N/Q - Not applicable for this run C1-Compound %Diff exceeds limits ** - No limit specified in method

Note: 8260/8270 limits are compared against the %DIFF/R.F. 625 limits are compared against the %DIFF.

624 limits are compared against the concentration found. 524.2 limits are compared against the %DIFF

Form7

Continuing Calibration

Calibration Name: CAL @ 50 PPB **Data File:** 2M113891.D **Instrument:** GCMS 2

Cont Calibration Date/Time 7/5/2017 3:42:00 PM Method: EPA 8260C

TxtCompd:	Col#	Multi Num	Type	RT	Conc	Conc Exp	Lo Lim	MIN RF	Initial RF	RF	%Diff	Flag
Fluorobenzene	1	0	I	4.62	30.00	30	**			0.000	0.00	
Chlorodifluoromethane	1	0		1.34	44.75	50	20	0.1	1.716	1.536	10.50	
Dichlorodifluoromethane	1	0		1.32	48.30	50	20	0.1	1.272	1.229	3.39	
Chloromethane	1	0		1.46	50.64	50	20	0.1	1.213	1.228	1.27	
Bromomethane	1	0		1.79	48.91	50	20	0.1	0.488	0.477	2.18	
Vinyl Chloride	1	0		1.54	50.56	50	20	0.1	1.015	1.027	1.12	
Chloroethane	1	0		1.86	49.49	50	20	0.1	0.535	0.494	1.02	
Trichlorofluoromethane	1	0		2.06	49.98	50	20	0.1	1.494	1.493	0.05	
Ethyl ether	1	0		2.26	56.56	50	20	0.5	0.193	0.218	13.13	
Furan	1	0		2.30	45.33	50	20	0.5	0.869	0.788	9.34	
1,1,2-Trichloro-1,2,2-trifluoroetha	1	0		2.44	52.30	50	20	0.1	0.749	0.783	4.60	
Methylene Chloride	1	0		2.81	41.45	50	20	0.1	0.328	0.272	17.10	
Acrolein	1	0		2.37	242.51	250	20		0.013	0.013	3.00	
Acrylonitrile	1	0		3.09	3.80	50	20		0.044	0.003	92.40	C1
Iodomethane	1	0		2.58	48.78	50	20		0.462	0.451	2.45	
Acetone	1	0		2.49	282.25	250	20	0.1	0.017	0.019	12.90	
Carbon Disulfide	1	0		2.62	52.08	50	20	0.1	1.889	1.968	4.17	
t-Butyl Alcohol	1	0		2.88	193.35	250	20		0.003	0.003	22.66	C1
n-Hexane	1	0		3.24	51.36	50	20		1.242	1.275	2.71	
Di-isopropyl-ether	1	0		3.41	47.91	50	20		1.423	1.363	4.18	
1,1-Dichloroethene	1	0		2.45	46.83	50	20	0.1	0.835	0.782	6.34	
Methyl Acetate	1	0		2.73	62.25	50	20	0.1	0.096	0.119	24.49	C1
Methyl-t-butyl ether	1	0		3.03	43.57	50	20	0.1	0.263	0.210	12.87	
1,1-Dichloroethane	1	0		3.37	45.95	50	20	0.2	1.063	0.976	8.10	
trans-1,2-Dichloroethene	1	0		3.03	43.37	50	20	0.1	0.432	0.375	13.27	
Ethyl-t-butyl ether	1	0		3.71	47.61	50	20	0.5	0.409	0.389	4.78	
cis-1,2-Dichloroethene	1	0		3.85	38.21	50	20	0.1	0.625	0.478	23.58	C1
Bromochloromethane	1	0		4.01	47.96	50	20		0.177	0.170	4.07	
2,2-Dichloropropane	1	0		3.84	50.47	50	20		0.652	0.658	0.93	
Ethyl acetate	1	0		3.89	39.27	50	20		0.092	0.073	21.47	C1
1,4-Dioxane	1	0		5.06	2575.77	2500	20		0.002	0.002	3.03	
1,1-Dichloropropene	1	0		4.31	48.03	50	20		0.959	0.922	3.95	
Chloroform	1	0		4.07	46.47	50	20	0.2	0.897	0.833	7.06	
Dibromofluoromethane	1	0	S	4.18	30.58	75	**		0.187	0.191	1.92	
Cyclohexane	1	0		4.24	54.66	50	20	0.1	1.567	1.713	9.32	
1,2-Dichloroethane-d4	1	0	S	4.41	23.23	75	**		0.071	0.055	22.56	
1,2-Dichloroethane	1	0		4.46	51.41	50	20	0.1	0.300	0.308	2.83	
2-Butanone	1	0		3.85	64.98	50	20	0.1	0.077	0.099	29.96	C1
1,1,1-Trichloroethane	1	0		4.20	50.89	50	20	0.1	0.956	0.973	1.77	
Carbon Tetrachloride	1	0		4.31	48.83	50	20	0.1	0.996	0.972	2.33	
Vinyl Acetate	1	0		3.41	46.06	50	20		0.761	0.701	7.89	
Bromodichloromethane	1	0		5.14	48.31	50	20	0.2	0.599	0.579	3.38	
Methylcyclohexane	1	0		4.96	51.80	50	20	0.1	1.546	1.602	3.59	
Dibromomethane	1	0		5.06	37.65	50	20		0.133	0.100	24.71	C1
1,2-Dichloropropane	1	0		4.98	47.76	50	20	0.1	0.561	0.536	4.48	
Trichloroethene	1	0		4.84	47.71	50	20	0.2	0.583	0.556	4.58	
Benzene	1	0		4.45	46.75	50	20	0.5	2.104	1.967	6.50	
tert-Amyl methyl ether	1	0		4.50	43.47	50	20		0.263	0.228	13.05	
Chlorobenzene-d5	1	0	I	6.45	30.00	30	**			0.000	0.00	
Iso-propylacetate	1	0		4.47	38.55	50	20	0.5	0.454	0.350	22.90	C1
Methyl methacrylate	1	0		5.03	41.51	50	20	0.5	0.277	0.230	16.98	
Dibromochloromethane	1	0		6.10	39.99	50	20	0.1	0.554	0.443	20.02	

S-Surrogate Compound I-Internal Standard Compound

N/O or N/Q - Not applicable for this run C1-Compound %Diff exceeds limits ** - No limit specified in method

Note: **8260/8270 limits are compared against the %DIFF/R.F.** **625 limits are compared against the %DIFF.**
624 limits are compared against the concentration found. **524.2 limits are compared against the %DIFF**

Form7

Continuing Calibration

Calibration Name: CAL @ 50 PPB **Data File:** 2M113891.D **Instrument:** GCMS 2

Cont Calibration Date/Time 7/5/2017 3:42:00 PM Method: EPA 8260C

TxtCompd:	Col#	Multi Num	Type	RT	Conc	Conc Exp	Lo Lim	MIN RF	Initial RF	RF	%Diff	Flag
2-Chloroethylvinylether	1	0		5.32	53.49	50	20		0.086	0.092	6.98	
cis-1,3-Dichloropropene	1	0		5.42	35.02	50	20	0.2	0.609	0.557	29.95	C1
trans-1,3-Dichloropropene	1	0		5.74	43.92	50	20	0.1	0.399	0.350	12.16	
Ethyl methacrylate	1	0		5.78	42.75	50	20	0.5	0.399	0.341	14.49	
1,1,2-Trichloroethane	1	0		5.85	42.92	50	20	0.1	0.390	0.335	14.17	
1,2-Dibromoethane	1	0		6.18	44.86	50	20	0.1	0.289	0.270	10.27	
1,3-Dichloropropane	1	0		5.96	45.30	50	20		0.613	0.555	9.39	
4-Methyl-2-Pentanone	1	0		5.50	38.34	50	20	0.1	0.255	0.264	23.33	C1
2-Hexanone	1	0		5.99	45.89	50	20	0.1	0.154	0.141	8.22	
Tetrachloroethene	1	0		5.95	46.37	50	20	0.2	1.153	1.069	7.27	
Toluene-d8	1	0	S	5.58	29.39	75	**		1.663	1.629	2.05	
Toluene	1	0		5.62	42.06	50	20	0.4	2.518	2.118	15.89	
1,1,1,2-Tetrachloroethane	1	0		6.51	43.09	50	20		0.688	0.593	13.82	
Chlorobenzene	1	0		6.47	45.89	50	20	0.5	2.207	2.025	8.21	
1,4-Dichlorobenzene-d4	1	0	I	7.87	30.00	30	**			0.000	0.00	
n-Butyl acrylate	1	0		6.76	35.42	50	20	0.5	1.161	1.064	29.16	C1
n-Amyl acetate	1	0		6.89	35.93	50	20	0.5	0.990	0.898	28.15	C1
Bromoform	1	0		6.97	46.82	50	20	0.1	0.572	0.536	6.35	
Ethylbenzene	1	0		6.52	50.21	50	20	0.1	2.186	2.196	0.42	
1,1,2,2-Tetrachloroethane	1	0		7.21	44.37	50	20	0.1	0.901	0.800	11.26	
Bromofluorobenzene	1	0	S	7.15	29.27	75	**		0.849	0.828	2.42	
Styrene	1	0		6.84	51.89	50	20	0.3	3.694	3.833	3.79	
m&p-Xylenes	1	0		6.58	84.68	100	20	0.1	3.155	3.301	15.32	
o-Xylene	1	0		6.83	50.92	50	20	0.3	2.894	2.947	1.83	
trans-1,4-Dichloro-2-butene	1	0		7.23	53.80	50	20		0.979	1.053	7.60	
1,3-Dichlorobenzene	1	0		7.84	45.57	50	20	0.6	3.436	3.132	8.85	
1,4-Dichlorobenzene	1	0		7.89	45.53	50	20	0.5	3.218	2.930	8.95	
1,2-Dichlorobenzene	1	0		8.14	45.39	50	20	0.4	2.591	2.352	9.22	
Isopropylbenzene	1	0		7.05	48.49	50	20	0.1	10.197	9.889	3.02	
Cyclohexanone	1	0		7.13	215.87	250	20		0.039	0.034	13.65	
Camphene	1	0		7.23	52.76	50	20		4.096	4.321	5.51	
1,2,3-Trichloropropane	1	0		7.26	50.82	50	20		0.913	0.928	1.64	
2-Chlorotoluene	1	0		7.37	49.51	50	20		4.895	4.847	0.99	
p-Ethyltoluene	1	0		7.36	49.83	50	20		9.999	9.965	0.34	
4-Chlorotoluene	1	0		7.43	47.63	50	20		4.654	4.433	4.75	
n-Propylbenzene	1	0		7.29	48.44	50	20		13.266	12.852	3.12	
Bromobenzene	1	0		7.26	32.52	50	20		2.781	1.809	34.95	C1
1,3,5-Trimethylbenzene	1	0		7.39	45.49	50	20		7.967	7.248	9.02	
Butyl methacrylate	1	0		7.41	48.89	50	20	0.5	1.908	1.865	2.23	
t-Butylbenzene	1	0		7.61	48.61	50	20		8.126	7.901	2.77	
1,2,4-Trimethylbenzene	1	0		7.63	44.49	50	20		7.928	7.055	11.01	
sec-Butylbenzene	1	0		7.74	50.32	50	20		11.810	11.886	0.64	
4-Isopropyltoluene	1	0		7.82	50.93	50	20		8.578	8.737	1.85	
n-Butylbenzene	1	0		8.08	48.14	50	20		11.979	11.532	3.73	
p-Diethylbenzene	1	0		8.06	51.17	50	20		5.178	5.300	2.35	
1,2,4,5-Tetramethylbenzene	1	0		8.57	48.43	50	20		4.934	4.779	3.15	
1,2-Dibromo-3-Chloropropane	1	0		8.64	36.73	50	20	0.05	0.105	0.077	26.54	C1
Camphor	1	0		9.12	309.19	500	20		0.056	0.039	38.16	C1
Hexachlorobutadiene	1	0		9.27	46.66	50	20		2.143	2.000	6.68	
1,2,4-Trichlorobenzene	1	0		9.18	43.80	50	20	0.2	1.315	1.152	12.40	
1,2,3-Trichlorobenzene	1	0		9.51	45.95	50	20		0.888	0.816	8.11	
Naphthalene	1	0		9.35	41.05	50	20		1.225	1.006	17.91	

S-Surrogate Compound I-Internal Standard Compound

N/O or N/Q - Not applicable for this run C1-Compound %Diff exceeds limits ** - No limit specified in method

Note: 8260/8270 limits are compared against the %DIFF/R.F. 625 limits are compared against the %DIFF.

624 limits are compared against the concentration found. 524.2 limits are compared against the %DIFF

Form7

Continuing Calibration

Calibration Name: CAL @ 50 PPB **Data File:** 2M113891.D **Instrument:** GCMS 2

Cont Calibration Date/Time 7/5/2017 3:42:00 PM Method: EPA 8260C

TxtCompd:	Col#	Multi Num	Type	RT	Conc	Conc Exp	Lo Lim	MIN RF	Initial RF	RF	%Diff	Flag
Fluorobenzene	1	0	I	4.62	30.00	30	**			0.000	0.00	
Chlorodifluoromethane	1	0		1.34	44.75	50	20	0.1	1.716	1.536	10.50	
Dichlorodifluoromethane	1	0		1.32	48.30	50	20	0.1	1.272	1.229	3.39	
Chloromethane	1	0		1.46	50.64	50	20	0.1	1.213	1.228	1.27	
Bromomethane	1	0		1.79	48.91	50	20	0.1	0.488	0.477	2.18	
Vinyl Chloride	1	0		1.54	50.56	50	20	0.1	1.015	1.027	1.12	
Chloroethane	1	0		1.86	49.49	50	20	0.1	0.535	0.494	1.02	
Trichlorofluoromethane	1	0		2.06	49.98	50	20	0.1	1.494	1.493	0.05	
Ethyl ether	1	0		2.26	56.56	50	20	0.5	0.193	0.218	13.13	
Furan	1	0		2.30	45.33	50	20	0.5	0.869	0.788	9.34	
1,1,2-Trichloro-1,2,2-trifluoroetha	1	0		2.44	52.30	50	20	0.1	0.749	0.783	4.60	
Methylene Chloride	1	0		2.81	41.45	50	20	0.1	0.328	0.272	17.10	
Acrolein	1	0		2.37	242.51	250	20		0.013	0.013	3.00	
Acrylonitrile	1	0		3.03	47.69	50	20		0.044	0.042	4.62	
Iodomethane	1	0		2.58	48.78	50	20		0.462	0.451	2.45	
Acetone	1	0		2.49	282.25	250	20	0.1	0.017	0.019	12.90	
Carbon Disulfide	1	0		2.62	52.08	50	20	0.1	1.889	1.968	4.17	
t-Butyl Alcohol	1	0		2.88	193.35	250	20		0.003	0.003	22.66	C1
n-Hexane	1	0		3.24	51.36	50	20		1.242	1.275	2.71	
Di-isopropyl-ether	1	0		3.41	47.91	50	20		1.423	1.363	4.18	
1,1-Dichloroethene	1	0		2.45	46.83	50	20	0.1	0.835	0.782	6.34	
Methyl Acetate	1	0		2.73	62.25	50	20	0.1	0.096	0.119	24.49	C1
Methyl-t-butyl ether	1	0		3.03	43.57	50	20	0.1	0.263	0.210	12.87	
1,1-Dichloroethane	1	0		3.37	45.95	50	20	0.2	1.063	0.976	8.10	
trans-1,2-Dichloroethene	1	0		3.03	43.37	50	20	0.1	0.432	0.375	13.27	
Ethyl-t-butyl ether	1	0		3.71	47.61	50	20	0.5	0.409	0.389	4.78	
cis-1,2-Dichloroethene	1	0		3.85	38.21	50	20	0.1	0.625	0.478	23.58	C1
Bromochloromethane	1	0		4.01	47.96	50	20		0.177	0.170	4.07	
2,2-Dichloropropane	1	0		3.84	50.47	50	20		0.652	0.658	0.93	
Ethyl acetate	1	0		3.89	39.27	50	20		0.092	0.073	21.47	C1
1,4-Dioxane	1	0		5.06	2575.77	2500	20		0.002	0.002	3.03	
1,1-Dichloropropene	1	0		4.31	48.03	50	20		0.959	0.922	3.95	
Chloroform	1	0		4.07	46.47	50	20	0.2	0.897	0.833	7.06	
Dibromofluoromethane	1	0	S	4.18	30.58	75	**		0.187	0.191	1.92	
Cyclohexane	1	0		4.24	54.66	50	20	0.1	1.567	1.713	9.32	
1,2-Dichloroethane-d4	1	0	S	4.41	23.23	75	**		0.071	0.055	22.56	
1,2-Dichloroethane	1	0		4.46	51.41	50	20	0.1	0.300	0.308	2.83	
2-Butanone	1	0		3.85	64.98	50	20	0.1	0.077	0.099	29.96	C1
1,1,1-Trichloroethane	1	0		4.20	50.89	50	20	0.1	0.956	0.973	1.77	
Carbon Tetrachloride	1	0		4.31	48.83	50	20	0.1	0.996	0.972	2.33	
Vinyl Acetate	1	0		3.41	46.06	50	20		0.761	0.701	7.89	
Bromodichloromethane	1	0		5.14	48.31	50	20	0.2	0.599	0.579	3.38	
Methylcyclohexane	1	0		4.96	51.80	50	20	0.1	1.546	1.602	3.59	
Dibromomethane	1	0		5.06	37.65	50	20		0.133	0.100	24.71	C1
1,2-Dichloropropane	1	0		4.98	47.76	50	20	0.1	0.561	0.536	4.48	
Trichloroethene	1	0		4.84	47.71	50	20	0.2	0.583	0.556	4.58	
Benzene	1	0		4.45	46.75	50	20	0.5	2.104	1.967	6.50	
tert-Amyl methyl ether	1	0		4.50	43.47	50	20		0.263	0.228	13.05	
Chlorobenzene-d5	1	0	I	6.45	30.00	30	**			0.000	0.00	
Iso-propylacetate	1	0		4.47	38.55	50	20	0.5	0.454	0.350	22.90	C1
Methyl methacrylate	1	0		5.03	41.51	50	20	0.5	0.277	0.230	16.98	
Dibromochloromethane	1	0		6.10	39.99	50	20	0.1	0.554	0.443	20.02	

S-Surrogate Compound I-Internal Standard Compound

N/O or N/Q - Not applicable for this run C1-Compound %Diff exceeds limits ** - No limit specified in method

Note: 8260/8270 limits are compared against the %DIFF/R.F. 625 limits are compared against the %DIFF.

624 limits are compared against the concentration found. 524.2 limits are compared against the %DIFF

Form7

Continuing Calibration

Calibration Name: CAL @ 50 PPB **Data File:** 2M113891.D **Instrument:** GCMS 2

Cont Calibration Date/Time 7/5/2017 3:42:00 PM Method: EPA 8260C

TxtCompd:	Col#	Multi Num	Type	RT	Conc	Conc Exp	Lo Lim	MIN RF	Initial RF	RF	%Diff	Flag
2-Chloroethylvinylether	1	0		5.32	53.49	50	20		0.086	0.092	6.98	
cis-1,3-Dichloropropene	1	0		5.42	35.02	50	20	0.2	0.609	0.557	29.95	C1
trans-1,3-Dichloropropene	1	0		5.74	43.92	50	20	0.1	0.399	0.350	12.16	
Ethyl methacrylate	1	0		5.78	42.75	50	20	0.5	0.399	0.341	14.49	
1,1,2-Trichloroethane	1	0		5.85	42.92	50	20	0.1	0.390	0.335	14.17	
1,2-Dibromoethane	1	0		6.18	44.86	50	20	0.1	0.289	0.270	10.27	
1,3-Dichloropropane	1	0		5.96	45.30	50	20		0.613	0.555	9.39	
4-Methyl-2-Pentanone	1	0		5.50	38.34	50	20	0.1	0.255	0.264	23.33	C1
2-Hexanone	1	0		5.99	45.89	50	20	0.1	0.154	0.141	8.22	
Tetrachloroethene	1	0		5.95	46.37	50	20	0.2	1.153	1.069	7.27	
Toluene-d8	1	0	S	5.58	29.39	75	**		1.663	1.629	2.05	
Toluene	1	0		5.62	42.06	50	20	0.4	2.518	2.118	15.89	
1,1,1,2-Tetrachloroethane	1	0		6.51	43.09	50	20		0.688	0.593	13.82	
Chlorobenzene	1	0		6.47	45.89	50	20	0.5	2.207	2.025	8.21	
1,4-Dichlorobenzene-d4	1	0	I	7.87	30.00	30	**			0.000	0.00	
n-Butyl acrylate	1	0		6.76	35.42	50	20	0.5	1.161	1.064	29.16	C1
n-Amyl acetate	1	0		6.89	35.93	50	20	0.5	0.990	0.898	28.15	C1
Bromoform	1	0		6.97	46.82	50	20	0.1	0.572	0.536	6.35	
Ethylbenzene	1	0		6.52	50.21	50	20	0.1	2.186	2.196	0.42	
1,1,2,2-Tetrachloroethane	1	0		7.21	44.37	50	20	0.1	0.901	0.800	11.26	
Bromofluorobenzene	1	0	S	7.15	29.27	75	**		0.849	0.828	2.42	
Styrene	1	0		6.84	51.89	50	20	0.3	3.694	3.833	3.79	
m&p-Xylenes	1	0		6.58	84.68	100	20	0.1	3.155	3.301	15.32	
o-Xylene	1	0		6.83	50.92	50	20	0.3	2.894	2.947	1.83	
trans-1,4-Dichloro-2-butene	1	0		7.23	53.80	50	20		0.979	1.053	7.60	
1,3-Dichlorobenzene	1	0		7.84	45.57	50	20	0.6	3.436	3.132	8.85	
1,4-Dichlorobenzene	1	0		7.89	45.53	50	20	0.5	3.218	2.930	8.95	
1,2-Dichlorobenzene	1	0		8.14	45.39	50	20	0.4	2.591	2.352	9.22	
Isopropylbenzene	1	0		7.05	48.49	50	20	0.1	10.197	9.889	3.02	
Cyclohexanone	1	0		7.13	215.87	250	20		0.039	0.034	13.65	
Camphene	1	0		7.23	52.76	50	20		4.096	4.321	5.51	
1,2,3-Trichloropropane	1	0		7.26	50.82	50	20		0.913	0.928	1.64	
2-Chlorotoluene	1	0		7.37	49.51	50	20		4.895	4.847	0.99	
p-Ethyltoluene	1	0		7.36	49.83	50	20		9.999	9.965	0.34	
4-Chlorotoluene	1	0		7.43	47.63	50	20		4.654	4.433	4.75	
n-Propylbenzene	1	0		7.29	48.44	50	20		13.266	12.852	3.12	
Bromobenzene	1	0		7.26	33.72	50	20		2.781	1.876	32.56	C1
1,3,5-Trimethylbenzene	1	0		7.39	45.49	50	20		7.967	7.248	9.02	
Butyl methacrylate	1	0		7.41	50.13	50	20	0.5	1.908	1.913	0.26	
t-Butylbenzene	1	0		7.61	48.61	50	20		8.126	7.901	2.77	
1,2,4-Trimethylbenzene	1	0		7.63	44.49	50	20		7.928	7.055	11.01	
sec-Butylbenzene	1	0		7.74	50.32	50	20		11.810	11.886	0.64	
4-Isopropyltoluene	1	0		7.82	50.93	50	20		8.578	8.737	1.85	
n-Butylbenzene	1	0		8.08	48.14	50	20		11.979	11.532	3.73	
p-Diethylbenzene	1	0		8.06	51.17	50	20		5.178	5.300	2.35	
1,2,4,5-Tetramethylbenzene	1	0		8.57	48.43	50	20		4.934	4.779	3.15	
1,2-Dibromo-3-Chloropropane	1	0		8.64	36.73	50	20	0.05	0.105	0.077	26.54	C1
Camphor	1	0		9.12	309.19	500	20		0.056	0.039	38.16	C1
Hexachlorobutadiene	1	0		9.27	46.66	50	20		2.143	2.000	6.68	
1,2,4-Trichlorobenzene	1	0		9.18	43.80	50	20	0.2	1.315	1.152	12.40	
1,2,3-Trichlorobenzene	1	0		9.51	45.95	50	20		0.888	0.816	8.11	
Naphthalene	1	0		9.35	41.05	50	20		1.225	1.006	17.91	

S-Surrogate Compound I-Internal Standard Compound

N/O or N/Q - Not applicable for this run C1-Compound %Diff exceeds limits ** - No limit specified in method

Note: 8260/8270 limits are compared against the %DIFF/R.F. 625 limits are compared against the %DIFF.
624 limits are compared against the concentration found. 524.2 limits are compared against the %DIFF

7062915 0144

FORM8

Internal Standard Areas

Evaluation Std Data File: 6M54850.D Method: EPA 8260C

Analysis Date/Time: 06/15/17 09:22

Lab File ID: CAL @ 20 PPB

	I1		I2		I3		I4		I5		I6		I7	
	Area	RT	Area	RT	Area	RT	Area	RT	Area	RT	Area	RT	Area	RT
Eval File Area/RT:	202808	4.75	105085	6.32	44505	7.57								
Eval File Area Limit:	101404-405616		52542-210170		22252-89010									
Eval File Rt Limit:	4.25-5.25		5.82-6.82		7.07-8.07									

Data File	Sample						
6M54844.D	BLK	162689	4.75	96560	6.32	31404	7.57
6M54846.D	CAL @ 0.5 PPB	185465	4.75	112974	6.33	40610	7.57
6M54847.D	CAL @ 1 PPB	167475	4.75	82281	6.32	41197	7.57
6M54848.D	CAL @ 2 PPB	189200	4.75	108226	6.33	43856	7.57
6M54849.D	CAL @ 5 PPB	198961	4.75	102467	6.33	42032	7.57
6M54850.D	CAL @ 20 PPB	202808	4.75	105085	6.32	44505	7.57
6M54851.D	CAL @ 500 PPB	209374	4.75	116196	6.33	51628	7.57
6M54853.D	CAL @ 250 PPB	232675	4.75	120266	6.33	45201	7.57
6M54855.D	CAL @ 100 PPB	197430	4.76	87178	6.33	41937	7.58
6M54857.D	CAL @ 50 PPB	204998	4.75	97905	6.32	49098	7.57
6M54860.D	STD	228412	4.75	116258	6.33	51805	7.57
6M54861.D	ICV	202006	4.75	100733	6.33	46754	7.57
6M54864.D	DAILY BLANK	189373	4.75	110336	6.32	43400	7.58
6M54865.D	0.5 PPB	180980	4.75	78199	6.32	33950	7.57
6M54866.D	AC98276-002	191321	4.75	73315	6.33	41342	7.57
6M54867.D	AC98276-001	199576	4.76	77212	6.33	37111	7.57
6M54868.D	98395-001	186513	4.75	73504	6.33	38124	7.57
6M54869.D	AC98385-013(5X)	196869	4.75	93187	6.33	40364	7.57
6M54870.D	MBS61243	206355	4.75	110885	6.33	46550	7.57
6M54871.D	AC98301-005(MS)	201081	4.75	101956	6.33	34406	7.57
6M54872.D	AC98301-005(MSD)	223590	4.75	114892	6.32	48246	7.57
6M54873.D	BLK	192574	4.75	110091	6.33	43711	7.57
6M54874.D	AC98352-010	191687	4.75	103156	6.32	37500	7.57
6M54875.D	AC98352-011	183999	4.75	103087	6.33	34810	7.57
6M54876.D	AC98458-001	191552	4.75	108007	6.33	41381	7.57
6M54877.D	AC98458-002	200899	4.76	108517	6.33	39314	7.57
6M54878.D	AC98458-003	181863	4.76	94526	6.34	40209	7.58
6M54879.D	AC98458-004	187994	4.75	98819	6.33	38421	7.57
6M54880.D	AC98450-001	164222	4.77	80741	6.34	30533	7.59
6M54881.D	AC98458-005	191952	4.76	103947	6.33	36607	7.57

I1 =	Fluorobenzene	I4 =	I7 =	625/8270 Internal Standard concentration = 40 mg/L (in final extract)
I2 =	Chlorobenzene-d5	I5 =		624/8260 Internal Standard concentration = 30ug/L
I3 =	1,4-Dichlorobenzene-d4	I6 =		524 Internal Standard concentration =5ug/L

Internal Standard Areas

Upper Limit = + 100% of internal standard area from daily cal or mid pt.

Lower Limit = - 50% of internal standard area from daily cal or mid pt.

Flags:

A - Indicates the compound failed the internal standard area criteria

R - Indicates the compound failed the internal standard retention time criteria.

Retention Times: Limit = within +/- 0.5 min of internal standard retention time from the daily cal or mid pt.

7062915 0145

FORM8

Internal Standard Areas

Evaluation Std Data File: 6M55378.D Method: EPA 8260C

Analysis Date/Time: 06/27/17 09:05

Lab File ID: CAL @ 50 PPB

	I1		I2		I3		I4		I5		I6		I7	
	Area	RT	Area	RT	Area	RT	Area	RT	Area	RT	Area	RT	Area	RT
Eval File Area/RT:	202359	4.75	91761	6.33	44180	7.57								
Eval File Area Limit:	101180-404718		45880-183522		22090-88360									
Eval File Rt Limit:	4.25-5.25		5.83-6.83		7.07-8.07									

Data File	Sample						
6M55381.D	BLK	188829	4.75	102657	6.33	40412	7.58
6M55382.D	DAILY BLANK	199612	4.76	120716	6.33	39271	7.57
6M55383.D	AC98595-001	162553	4.75	75245	6.32	32395	7.57
6M55384.D	MBS61515	199526	4.76	110039	6.33	40835	7.57
6M55385.D	AC98613-001(MS)	215467	4.75	113268	6.33	43722	7.57
6M55386.D	AC98613-001(MSD)	214680	4.75	83105	6.33	45550	7.57
6M55387.D	BLK	176634	4.76	99328	6.33	35735	7.58
6M55388.D	AC98662-001	188678	4.75	89816	6.33	31537	7.58
6M55389.D	AC98662-002	194914	4.75	109221	6.33	37786	7.57
6M55390.D	AC98662-003	163687	4.76	83395	6.33	35087	7.58
6M55391.D	AC98662-004	189774	4.76	103463	6.33	28662	7.57
6M55392.D	AC98661-001	186338	4.75	94255	6.33	39798	7.57
6M55393.D	AC98661-002	189115	4.75	98497	6.33	38690	7.57
6M55394.D	AC98661-003	178191	4.76	92359	6.33	34626	7.57
6M55395.D	AC98661-004	163878	4.76	86519	6.33	38409	7.57
6M55396.D	AC98661-005	166254	4.76	97738	6.33	31171	7.58
6M55397.D	AC98661-006	184197	4.76	99533	6.33	40455	7.57
6M55398.D	AC98649-003(5X)	132049	4.76	65399	6.33	26114	7.57
6M55399.D	BLK	183531	4.76	104686	6.33	38059	7.57
6M55400.D	AC98649-003	136952	4.76	64271	6.33	16138 A	7.58
6M55401.D	BLK	183836	4.76	108333	6.33	40366	7.58
6M55402.D	AC98660-002	179733	4.76	97730	6.33	38168	7.57
6M55403.D	AC98660-004	183877	4.76	109236	6.33	40737	7.57
6M55404.D	AC98660-005	177830	4.76	95555	6.33	36870	7.57
6M55405.D	AC98660-006	171243	4.76	97456	6.33	37809	7.58
6M55406.D	AC98597-001	172945	4.75	94705	6.33	32658	7.58
6M55407.D	AC98597-004	156597	4.76	68961	6.33	35386	7.57
6M55408.D	AC98597-005	176936	4.76	96794	6.33	34263	7.57
6M55409.D	AC98597-006	170278	4.75	98870	6.33	39739	7.58
6M55410.D	BLK	170263	4.76	87222	6.33	31580	7.57
6M55411.D	BLK	178953	4.76	94377	6.33	33272	7.57
6M55412.D	BLK	154601	4.76	95409	6.33	26307	7.57

I1 = Fluorobenzene
I2 = Chlorobenzene-d5
I3 = 1,4-Dichlorobenzene-d4
I4 =
I5 =
I6 =
I7 =

625/8270 Internal Standard concentration = 40 mg/L (in final extract)
624/8260 Internal Standard concentration = 30ug/L
524 Internal Standard concentration =5ug/L

Internal Standard Areas

Upper Limit = + 100% of internal standard area from daily cal or mid pt.

Lower Limit = - 50% of internal standard area from daily cal or mid pt.

Flags:

A - Indicates the compound failed the internal standard area criteria

R - Indicates the compound failed the internal standard retention time criteria.

Retention Times: Limit = within +/- 0.5 min of internal standard retention time from the daily cal or mid pt.

7062915 0146

FORM8

Internal Standard Areas

Evaluation Std Data File: 6M55378.D Method: EPA 8260C

Analysis Date/Time: 06/27/17 09:05

Lab File ID: CAL @ 50 PPB

	I1		I2		I3		I4		I5		I6		I7	
	Area	RT	Area	RT	Area	RT	Area	RT	Area	RT	Area	RT	Area	RT
Eval File Area/RT:	202359	4.75	91761	6.33	44180	7.57								
Eval File Area Limit:	101180-404718		45880-183522		22090-88360									
Eval File Rt Limit:	4.25-5.25		5.83-6.83		7.07-8.07									

Data File Sample

I1 =	Fluorobenzene	I4 =	I7 =	625/8270 Internal Standard concentration = 40 mg/L (in final extract)
I2 =	Chlorobenzene-d5	I5 =		624/8260 Internal Standard concentration = 30ug/L
I3 =	1,4-Dichlorobenzene-d4	I6 =		524 Internal Standard concentration =5ug/L

Internal Standard Areas

Upper Limit = + 100% of internal standard area from daily cal or mid pt.

Lower Limit = - 50% of internal standard area from daily cal or mid pt.

Flags:

A - Indicates the compound failed the internal standard area criteria

R - Indicates the compound failed the internal standard retention time criteria.

Retention Times: Limit = within +/- 0.5 min of internal standard retention time from the daily cal or mid pt.

7062915 0147

FORM8

Internal Standard Areas

Evaluation Std Data File: 6M55591.D Method: EPA 8260C

Analysis Date/Time: 07/03/17 18:52

Lab File ID: CAL @ 50 PPB

	I1		I2		I3		I4		I5		I6		I7	
	Area	RT	Area	RT	Area	RT	Area	RT	Area	RT	Area	RT	Area	RT
Eval File Area/RT:	195859	4.76	121185	6.33	45568	7.58								
Eval File Area Limit:	97930-391718		60592-242370		22784-91136									
Eval File Rt Limit:	4.26-5.26		5.83-6.83		7.08-8.08									

Data File	Sample						
6M55590.D	50 PPB	202157	4.76	93293	6.33	38184	7.57
6M55592.D	BLK	164916	4.76	88406	6.33	36166	7.57
6M55593.D	BLK	173061	4.76	88687	6.32	37815	7.58
6M55594.D	DAILY BLANK	192031	4.76	118630	6.33	47431	7.57
6M55595.D	AC98731-006	178594	4.76	106821	6.33	40203	7.57
6M55596.D	AC98730-001	183763	4.76	100795	6.33	31191	7.57
6M55597.D	AC98730-002	174234	4.76	102969	6.33	36758	7.57
6M55598.D	AC98737-009	160564	4.76	79379	6.34	38837	7.58
6M55599.D	AC98737-005	168440	4.76	96610	6.33	34864	7.57
6M55600.D	AC98595-001(MS)	195971	4.76	103931	6.33	42730	7.57
6M55601.D	AC98595-001(MSD)	206508	4.76	112375	6.33	44364	7.57
6M55602.D	MBS61562	197418	4.76	108151	6.33	42786	7.58
6M55603.D	BLK	156001	4.76	61539	6.33	26679	7.57
6M55604.D	AC98737-001	179672	4.75	87656	6.32	34412	7.57
6M55605.D	AC98737-002	162105	4.76	97724	6.33	37968	7.58
6M55606.D	AC98737-003	173715	4.75	105447	6.33	33095	7.57
6M55607.D	AC98767-008	153886	4.75	86381	6.33	33498	7.57
6M55608.D	AC98778-001	171744	4.76	103133	6.33	33966	7.57
6M55609.D	AC98778-002	176812	4.75	93814	6.33	37864	7.57
6M55610.D	AC98778-003	166769	4.75	78031	6.33	33051	7.58
6M55611.D	AC98778-004	160188	4.75	94022	6.33	34528	7.57
6M55612.D	AC98778-005	153553	4.76	83891	6.33	30021	7.57
6M55613.D	AC98778-006	181808	4.76	106191	6.34	35373	7.58
6M55614.D	AC98778-007	163407	4.75	78761	6.32	31535	7.58
6M55615.D	AC98778-008	155840	4.76	81702	6.33	35997	7.57
6M55616.D	AC98778-009	140346	4.75	77417	6.33	32649	7.58
6M55617.D	AC98778-010	165548	4.75	102091	6.33	36937	7.57
6M55618.D	BLK	186806	4.76	107194	6.33	42396	7.58
6M55619.D	BLK	164229	4.76	75273	6.33	36496	7.57
6M55620.D	AC98777-002	162701	4.76	74669	6.33	31039	7.57
6M55621.D	AC98777-004	161002	4.76	95641	6.33	29804	7.57
6M55622.D	AC98777-003	167528	4.75	92172	6.33	41121	7.57

I1 = Fluorobenzene
I2 = Chlorobenzene-d5
I3 = 1,4-Dichlorobenzene-d4
I4 =
I5 =
I6 =
I7 =

625/8270 Internal Standard concentration = 40 mg/L (in final extract)
624/8260 Internal Standard concentration = 30ug/L
524 Internal Standard concentration =5ug/L

Internal Standard Areas

Upper Limit = + 100% of internal standard area from daily cal or mid pt.

Lower Limit = - 50% of internal standard area from daily cal or mid pt.

Flags:

A - Indicates the compound failed the internal standard area criteria

R - Indicates the compound failed the internal standard retention time criteria.

Retention Times: Limit = within +/- 0.5 min of internal standard retention time from the daily cal or mid pt.

7062915 0148

FORM8

Internal Standard Areas

Evaluation Std Data File: 6M55591.D Method: EPA 8260C

Analysis Date/Time: 07/03/17 18:52

Lab File ID: CAL @ 50 PPB

	I1		I2		I3		I4		I5		I6		I7	
	Area	RT	Area	RT	Area	RT	Area	RT	Area	RT	Area	RT	Area	RT
Eval File Area/RT:	195859	4.76	121185	6.33	45568	7.58								
Eval File Area Limit:	97930-391718		60592-242370		22784-91136									
Eval File Rt Limit:	4.26-5.26		5.83-6.83		7.08-8.08									

Data File	Sample						
6M55623.D	AC98777-001	171230	4.76	105542	6.33	34907	7.58
6M55624.D	AC98722-001(MS)	190225	4.75	106552	6.33	41780	7.57
6M55625.D	AC98722-001(MSD)	191850	4.75	109609	6.33	38746	7.57
6M55626.D	MBS61563	201722	4.75	113346	6.33	42911	7.57
6M55627.D	BLK	181695	4.75	101929	6.32	37063	7.57
6M55628.D	AC98777-005	178189	4.75	104063	6.33	40105	7.57
6M55629.D	AC98777-006	160514	4.75	88282	6.33	36184	7.57
6M55630.D	AC98775-002	160807	4.76	99724	6.33	34863	7.57
6M55631.D	AC98776-002	156641	4.75	87304	6.32	32554	7.57
6M55632.D	AC98772-001	177730	4.75	101485	6.33	34869	7.57

I1 = Fluorobenzene
I2 = Chlorobenzene-d5
I3 = 1,4-Dichlorobenzene-d4
I4 =
I5 =
I6 =
I7 =

625/8270 Internal Standard concentration = 40 mg/L (in final extract)
624/8260 Internal Standard concentration = 30ug/L
524 Internal Standard concentration =5ug/L

Internal Standard Areas

Upper Limit = + 100% of internal standard area from daily cal or mid pt.

Lower Limit = - 50% of internal standard area from daily cal or mid pt.

Flags:

A - Indicates the compound failed the internal standard area criteria

R - Indicates the compound failed the internal standard retention time criteria.

Retention Times: Limit = within +/- 0.5 min of internal standard retention time from the daily cal or mid pt.

7062915 0149

FORM8

Internal Standard Areas

Evaluation Std Data File: 2M113877.D Method: EPA 8260C

Analysis Date/Time: 07/05/17 11:41

Lab File ID: CAL @ 20 PPB

	I1		I2		I3		I4		I5		I6		I7	
	Area	RT	Area	RT	Area	RT	Area	RT	Area	RT	Area	RT	Area	RT
Eval File Area/RT:	176814	4.62	106214	6.45	58297	7.88								
Eval File Area Limit:	88407-353628		53107-212428		29148-116594									
Eval File Rt Limit:	4.12-5.12		5.95-6.95		7.38-8.38									

Data File	Sample						
2M113872.D	BLK	129389	4.62	82292	6.45	35008	7.88
2M113873.D	CAL @ 0.5 PPB	163977	4.62	100625	6.45	47255	7.88
2M113874.D	CAL @ 1 PPB	167408	4.62	110010	6.45	51678	7.87
2M113875.D	CAL @ 2 PPB	176036	4.62	104975	6.45	60262	7.88
2M113876.D	CAL @ 5 PPB	178914	4.61	112036	6.45	60609	7.88
2M113877.D	CAL @ 20 PPB	176814	4.62	106214	6.45	58297	7.88
2M113878.D	CAL @ 500 PPB	188862	4.62	115482	6.45	61640	7.87
2M113880.D	CAL @ 250 PPB	187050	4.62	102810	6.45	55505	7.88
2M113882.D	CAL @ 100 PPB	184655	4.62	113508	6.45	58234	7.88
2M113884.D	CAL @ 50 PPB	180907	4.62	113714	6.45	61539	7.88
2M113888.D	ICV	175086	4.62	111859	6.45	57292	7.87

I1 =	Fluorobenzene	I4 =	I7 =	625/8270 Internal Standard concentration = 40 mg/L (in final extract)
I2 =	Chlorobenzene-d5	I5 =		624/8260 Internal Standard concentration = 30ug/L
I3 =	1,4-Dichlorobenzene-d4	I6 =		524 Internal Standard concentration =5ug/L

Internal Standard Areas

Upper Limit = + 100% of internal standard area from daily cal or mid pt.

Lower Limit = - 50% of internal standard area from daily cal or mid pt.

Flags:

A - Indicates the compound failed the internal standard area criteria

R - Indicates the compound failed the internal standard retention time criteria.

Retention Times: Limit = within +/- 0.5 min of internal standard retention time from the daily cal or mid pt.

7062915 0150

FORM8

Internal Standard Areas

Evaluation Std Data File: 2M113891.D Method: EPA 8260C

Analysis Date/Time: 07/05/17 15:42

Lab File ID: CAL @ 50 PPB

	I1		I2		I3		I4		I5		I6		I7	
	Area	RT	Area	RT	Area	RT	Area	RT	Area	RT	Area	RT	Area	RT
Eval File Area/RT:	183277	4.62	119336	6.45	61360	7.87								
Eval File Area Limit:	91638-366554		59668-238672		30680-122720									
Eval File Rt Limit:	4.12-5.12		5.95-6.95		7.37-8.37									

Data File	Sample						
2M113893.D	BLK	157689	4.62	89418	6.45	45139	7.88
2M113894.D	BLK	149986	4.62	93500	6.45	44743	7.88
2M113895.D	DAILY BLANK	179127	4.62	126600	6.45	59557	7.88
2M113896.D	MBS61566	170891	4.62	110603	6.46	55815	7.88
2M113897.D	AC98767-008(MS)	170160	4.62	108184	6.45	53434	7.88
2M113898.D	AC98767-008(MSD)	178990	4.62	105409	6.45	52118	7.88
2M113899.D	AC98767-008	132084	4.62	93668	6.45	47623	7.88
2M113900.D	AC98768-001	145299	4.62	104949	6.45	43922	7.88
2M113901.D	AC98768-003	162452	4.62	103299	6.45	49527	7.88
2M113902.D	AC98768-004	159859	4.62	114269	6.45	50506	7.87
2M113903.D	AC98768-005	158684	4.62	107052	6.45	46446	7.88
2M113904.D	AC98768-006	154915	4.62	97043	6.45	48367	7.87
2M113905.D	AC98768-007	170456	4.62	116581	6.45	53599	7.88
2M113906.D	AC98768-008	161537	4.62	100407	6.45	41534	7.88
2M113907.D	AC98768-009	177766	4.62	122135	6.45	48749	7.87
2M113908.D	AC98768-013	159388	4.62	110494	6.45	52306	7.87
2M113909.D	AC98768-020	153298	4.62	107067	6.45	45906	7.88
2M113910.D	AC98768-021	151540	4.62	106532	6.45	53653	7.88
2M113911.D	AC98768-022	134969	4.62	94640	6.45	48236	7.88
2M113912.D	AC98760-003	171320	4.62	110312	6.45	45464	7.87
2M113913.D	AC98760-004	126243	4.62	86657	6.45	34969	7.88
2M113914.D	AC98760-005	141524	4.62	103008	6.45	33640	7.88
2M113915.D	AC98791-001	156791	4.62	97308	6.45	47688	7.88
2M113916.D	BLK	160684	4.62	99544	6.45	41703	7.88
2M113917.D	BLK	170946	4.61	115777	6.45	46329	7.88
2M113918.D	AC98737-004	159794	4.62	112592	6.45	46467	7.87
2M113919.D	AC98737-006	150688	4.62	98671	6.45	48635	7.88
2M113920.D	AC98737-007	155818	4.62	96275	6.45	44884	7.88
2M113921.D	AC98737-008	143427	4.62	95734	6.45	39879	7.88
2M113922.D	AC98768-029	160531	4.62	104122	6.45	53999	7.87
2M113923.D	AC98716-001(MS)	193240	4.62	124601	6.45	59235	7.87
2M113924.D	AC98716-001(MSD)	162348	4.62	110244	6.45	47675	7.88

I1 =	Fluorobenzene	I4 =	I7 =	625/8270 Internal Standard concentration = 40 mg/L (in final extract)
I2 =	Chlorobenzene-d5	I5 =		624/8260 Internal Standard concentration = 30ug/L
I3 =	1,4-Dichlorobenzene-d4	I6 =		524 Internal Standard concentration =5ug/L

Internal Standard Areas

Upper Limit = + 100% of internal standard area from daily cal or mid pt.

Lower Limit = - 50% of internal standard area from daily cal or mid pt.

Flags:

A - Indicates the compound failed the internal standard area criteria

R - Indicates the compound failed the internal standard retention time criteria.

Retention Times: Limit = within +/- 0.5 min of internal standard retention time from the daily cal or mid pt.

7062915 0151

FORM8

Internal Standard Areas

Evaluation Std Data File: 2M113891.D Method: EPA 8260C

Analysis Date/Time: 07/05/17 15:42

Lab File ID: CAL @ 50 PPB

	I1		I2		I3		I4		I5		I6		I7	
	Area	RT	Area	RT	Area	RT	Area	RT	Area	RT	Area	RT	Area	RT
Eval File Area/RT:	183277	4.62	119336	6.45	61360	7.87								
Eval File Area Limit:	91638-366554		59668-238672		30680-122720									
Eval File Rt Limit:	4.12-5.12		5.95-6.95		7.37-8.37									

Data File	Sample						
2M113925.D	MBS61569	190642	4.62	117624	6.45	60466	7.88
2M113926.D	AC98716-001	144685	4.62	95896	6.45	38251	7.88
2M113927.D	AC98770-001	157212	4.62	111702	6.45	44540	7.88
2M113928.D	AC98770-006	153724	4.61	101167	6.45	58196	7.88
2M113929.D	AC98770-005	161554	4.62	114997	6.45	50590	7.88
2M113930.D	AC98770-002	193229	4.62	118528	6.45	53817	7.88
2M113931.D	AC98770-010	735467 A	4.72	82571	6.45	49566	7.88
2M113932.D	STD	187745	4.62	122377	6.45	57241	7.88
2M113933.D	BLK	169908	4.61	112440	6.45	47723	7.88

I1 =	Fluorobenzene	I4 =	I7 =	625/8270 Internal Standard concentration = 40 mg/L (in final extract)
I2 =	Chlorobenzene-d5	I5 =		624/8260 Internal Standard concentration = 30ug/L
I3 =	1,4-Dichlorobenzene-d4	I6 =		524 Internal Standard concentration =5ug/L

Internal Standard Areas

Upper Limit = + 100% of internal standard area from daily cal or mid pt.

Lower Limit = - 50% of internal standard area from daily cal or mid pt.

Flags:

A - Indicates the compound failed the internal standard area criteria

R - Indicates the compound failed the internal standard retention time criteria.

Retention Times: Limit = within +/- 0.5 min of internal standard retention time from the daily cal or mid pt.

7062915 0152

FORM8

Internal Standard Areas

Evaluation Std Data File: 2M113877.D Method: EPA 8260C

Analysis Date/Time: 07/05/17 11:41

Lab File ID: CAL @ 20 PPB

	I1		I2		I3		I4		I5		I6		I7	
	Area	RT	Area	RT	Area	RT	Area	RT	Area	RT	Area	RT	Area	RT
Eval File Area/RT:	176814	4.62	106214	6.45	58297	7.88								
Eval File Area Limit:	88407-353628		53107-212428		29148-116594									
Eval File Rt Limit:	4.12-5.12		5.95-6.95		7.38-8.38									

Data File	Sample						
2M113872.D	BLK	129389	4.62	82292	6.45	35008	7.88
2M113873.D	CAL @ 0.5 PPB	163977	4.62	100625	6.45	47255	7.88
2M113874.D	CAL @ 1 PPB	167408	4.62	110010	6.45	51678	7.87
2M113875.D	CAL @ 2 PPB	176036	4.62	104975	6.45	60262	7.88
2M113876.D	CAL @ 5 PPB	178914	4.61	112036	6.45	60609	7.88
2M113877.D	CAL @ 20 PPB	176814	4.62	106214	6.45	58297	7.88
2M113878.D	CAL @ 500 PPB	188862	4.62	115482	6.45	61640	7.87
2M113880.D	CAL @ 250 PPB	187050	4.62	102810	6.45	55505	7.88
2M113882.D	CAL @ 100 PPB	184655	4.62	113508	6.45	58234	7.88
2M113884.D	CAL @ 50 PPB	180907	4.62	113714	6.45	61539	7.88
2M113888.D	ICV	175086	4.62	111859	6.45	57292	7.87

I1 =	Fluorobenzene	I4 =	I7 =	625/8270 Internal Standard concentration = 40 mg/L (in final extract)
I2 =	Chlorobenzene-d5	I5 =		624/8260 Internal Standard concentration = 30ug/L
I3 =	1,4-Dichlorobenzene-d4	I6 =		524 Internal Standard concentration =5ug/L

Internal Standard Areas

Upper Limit = + 100% of internal standard area from daily cal or mid pt.

Lower Limit = - 50% of internal standard area from daily cal or mid pt.

Flags:

A - Indicates the compound failed the internal standard area criteria

R - Indicates the compound failed the internal standard retention time criteria.

Retention Times: Limit = within +/- 0.5 min of internal standard retention time from the daily cal or mid pt.

7062915 0153

FORM8

Internal Standard Areas

Evaluation Std Data File: 2M113891.D Method: EPA 8260C

Analysis Date/Time: 07/05/17 15:42

Lab File ID: CAL @ 50 PPB

	I1		I2		I3		I4		I5		I6		I7	
	Area	RT	Area	RT	Area	RT	Area	RT	Area	RT	Area	RT	Area	RT
Eval File Area/RT:	183277	4.62	119336	6.45	61360	7.87								
Eval File Area Limit:	91638-366554		59668-238672		30680-122720									
Eval File Rt Limit:	4.12-5.12		5.95-6.95		7.37-8.37									

Data File	Sample						
2M113893.D	BLK	157689	4.62	89418	6.45	45139	7.88
2M113894.D	BLK	149986	4.62	93500	6.45	44743	7.88
2M113895.D	DAILY BLANK	179127	4.62	126600	6.45	59557	7.88
2M113896.D	MBS61566	170891	4.62	110603	6.46	55815	7.88
2M113897.D	AC98767-008(MS)	170160	4.62	108184	6.45	53434	7.88
2M113898.D	AC98767-008(MSD)	178990	4.62	105409	6.45	52118	7.88
2M113899.D	AC98767-008	132084	4.62	93668	6.45	47623	7.88
2M113900.D	AC98768-001	145299	4.62	104949	6.45	43922	7.88
2M113901.D	AC98768-003	162452	4.62	103299	6.45	49527	7.88
2M113902.D	AC98768-004	159859	4.62	114269	6.45	50506	7.87
2M113903.D	AC98768-005	158684	4.62	107052	6.45	46446	7.88
2M113904.D	AC98768-006	154915	4.62	97043	6.45	48367	7.87
2M113905.D	AC98768-007	170456	4.62	116581	6.45	53599	7.88
2M113906.D	AC98768-008	161537	4.62	100407	6.45	41534	7.88
2M113907.D	AC98768-009	177766	4.62	122135	6.45	48749	7.87
2M113908.D	AC98768-013	159388	4.62	110494	6.45	52306	7.87
2M113909.D	AC98768-020	153298	4.62	107067	6.45	45906	7.88
2M113910.D	AC98768-021	151540	4.62	106532	6.45	53653	7.88
2M113911.D	AC98768-022	134969	4.62	94640	6.45	48236	7.88
2M113912.D	AC98760-003	171320	4.62	110312	6.45	45464	7.87
2M113913.D	AC98760-004	126243	4.62	86657	6.45	34969	7.88
2M113914.D	AC98760-005	141524	4.62	103008	6.45	33640	7.88
2M113915.D	AC98791-001	156791	4.62	97308	6.45	47688	7.88
2M113916.D	BLK	160684	4.62	99544	6.45	41703	7.88
2M113917.D	BLK	170946	4.61	115777	6.45	46329	7.88
2M113918.D	AC98737-004	159794	4.62	112592	6.45	46467	7.87
2M113919.D	AC98737-006	150688	4.62	98671	6.45	48635	7.88
2M113920.D	AC98737-007	155818	4.62	96275	6.45	44884	7.88
2M113921.D	AC98737-008	143427	4.62	95734	6.45	39879	7.88
2M113922.D	AC98768-029	160531	4.62	104122	6.45	53999	7.87
2M113923.D	AC98716-001(MS)	193240	4.62	124601	6.45	59235	7.87
2M113924.D	AC98716-001(MSD)	162348	4.62	110244	6.45	47675	7.88

I1 = Fluorobenzene
I2 = Chlorobenzene-d5
I3 = 1,4-Dichlorobenzene-d4
I4 =
I5 =
I6 =
I7 =

625/8270 Internal Standard concentration = 40 mg/L (in final extract)
624/8260 Internal Standard concentration = 30ug/L
524 Internal Standard concentration =5ug/L

Internal Standard Areas

Upper Limit = + 100% of internal standard area from daily cal or mid pt.

Lower Limit = - 50% of internal standard area from daily cal or mid pt.

Flags:

A - Indicates the compound failed the internal standard area criteria

R - Indicates the compound failed the internal standard retention time criteria.

Retention Times: Limit = within +/- 0.5 min of internal standard retention time from the daily cal or mid pt.

7062915 0154

FORM8

Internal Standard Areas

Evaluation Std Data File: 2M113891.D Method: EPA 8260C

Analysis Date/Time: 07/05/17 15:42

Lab File ID: CAL @ 50 PPB

	I1		I2		I3		I4		I5		I6		I7	
	Area	RT	Area	RT	Area	RT	Area	RT	Area	RT	Area	RT	Area	RT
Eval File Area/RT:	183277	4.62	119336	6.45	61360	7.87								
Eval File Area Limit:	91638-366554		59668-238672		30680-122720									
Eval File Rt Limit:	4.12-5.12		5.95-6.95		7.37-8.37									

Data File	Sample						
2M113925.D	MBS61569	190642	4.62	117624	6.45	60466	7.88
2M113926.D	AC98716-001	144685	4.62	95896	6.45	38251	7.88
2M113927.D	AC98770-001	157212	4.62	111702	6.45	44540	7.88
2M113928.D	AC98770-006	153724	4.61	101167	6.45	58196	7.88
2M113929.D	AC98770-005	161554	4.62	114997	6.45	50590	7.88
2M113930.D	AC98770-002	193229	4.62	118528	6.45	53817	7.88
2M113931.D	AC98770-010	735467 A	4.72	82571	6.45	49566	7.88
2M113932.D	STD	187745	4.62	122377	6.45	57241	7.88
2M113933.D	BLK	169908	4.61	112440	6.45	47723	7.88

I1 =	Fluorobenzene	I4 =	I7 =	625/8270 Internal Standard concentration = 40 mg/L (in final extract)
I2 =	Chlorobenzene-d5	I5 =		624/8260 Internal Standard concentration = 30ug/L
I3 =	1,4-Dichlorobenzene-d4	I6 =		524 Internal Standard concentration =5ug/L

Internal Standard Areas

Upper Limit = + 100% of internal standard area from daily cal or mid pt.

Lower Limit = - 50% of internal standard area from daily cal or mid pt.

Flags:

A - Indicates the compound failed the internal standard area criteria

R - Indicates the compound failed the internal standard retention time criteria.

Retention Times: Limit = within +/- 0.5 min of internal standard retention time from the daily cal or mid pt.

Base Neutral/Acid Extractable Data

Form1

ORGANICS SEMIVOLATILE REPORT

Sample Number: AC98737-001
Client Id: SB-2
Data File: 7M85215.D
Analysis Date: 07/03/17 20:56
Date Rec/Extracted: 06/29/17-07/02/17
Column: DB-5MS 30M 0.250mm ID 0.25um film

Method: EPA 8270D
Matrix: Soil
Initial Vol: 30g
Final Vol: 0.5ml
Dilution: 1
Solids: 87

Units: mg/Kg

Cas #	Compound	RL	Conc	Cas #	Compound	RL	Conc
92-52-4	1,1'-Biphenyl	0.038	U	**205-99-2**	**Benzo[b]fluoranthene**	**0.038**	**0.59**
95-94-3	1,2,4,5-Tetrachlorobenzene	0.038	U	**191-24-2**	**Benzo[g,h,i]perylene**	**0.038**	**0.33**
58-90-2	2,3,4,6-Tetrachlorophenol	0.038	U	**207-08-9**	**Benzo[k]fluoranthene**	**0.038**	**0.21**
95-95-4	2,4,5-Trichlorophenol	0.038	U	111-91-1	bis(2-Chloroethoxy)methan	0.038	U
88-06-2	2,4,6-Trichlorophenol	0.038	U	111-44-4	bis(2-Chloroethyl)ether	0.0096	U
120-83-2	2,4-Dichlorophenol	0.0096	U	108-60-1	bis(2-chloroisopropyl)ether	0.038	U
105-67-9	2,4-Dimethylphenol	0.0096	U	**117-81-7**	**bis(2-Ethylhexyl)phthalate**	**0.038**	**0.042**
51-28-5	2,4-Dinitrophenol	0.19	U	85-68-7	Butylbenzylphthalate	0.038	U
121-14-2	2,4-Dinitrotoluene	0.038	U	105-60-2	Caprolactam	0.038	U
606-20-2	2,6-Dinitrotoluene	0.038	U	86-74-8	Carbazole	0.038	U
91-58-7	2-Chloronaphthalene	0.038	U	**218-01-9**	**Chrysene**	**0.038**	**0.43**
95-57-8	2-Chlorophenol	0.038	U	**53-70-3**	**Dibenzo[a,h]anthracene**	**0.038**	**0.11**
91-57-6	2-Methylnaphthalene	0.038	U	132-64-9	Dibenzofuran	0.0096	U
95-48-7	2-Methylphenol	0.0096	U	84-66-2	Diethylphthalate	0.038	U
88-74-4	2-Nitroaniline	0.038	U	131-11-3	Dimethylphthalate	0.038	U
88-75-5	2-Nitrophenol	0.038	U	84-74-2	Di-n-butylphthalate	0.0096	U
106-44-5	3&4-Methylphenol	0.0096	U	117-84-0	Di-n-octylphthalate	0.038	U
91-94-1	3,3'-Dichlorobenzidine	0.038	U	**206-44-0**	**Fluoranthene**	**0.038**	**0.74**
99-09-2	3-Nitroaniline	0.038	U	86-73-7	Fluorene	0.038	U
534-52-1	4,6-Dinitro-2-methylphenol	0.19	U	118-74-1	Hexachlorobenzene	0.038	U
101-55-3	4-Bromophenyl-phenylether	0.038	U	87-68-3	Hexachlorobutadiene	0.038	U
59-50-7	4-Chloro-3-methylphenol	0.038	U	77-47-4	Hexachlorocyclopentadiene	0.090	U
106-47-8	4-Chloroaniline	0.0096	U	67-72-1	Hexachloroethane	0.038	U
7005-72-3	4-Chlorophenyl-phenylether	0.038	U	**193-39-5**	**Indeno[1,2,3-cd]pyrene**	**0.038**	**0.28**
100-01-6	4-Nitroaniline	0.038	U	78-59-1	Isophorone	0.038	U
100-02-7	4-Nitrophenol	0.038	U	91-20-3	Naphthalene	0.0096	U
83-32-9	Acenaphthene	0.038	U	98-95-3	Nitrobenzene	0.038	U
208-96-8	**Acenaphthylene**	**0.038**	**0.048**	621-64-7	N-Nitroso-di-n-propylamine	0.0096	U
98-86-2	Acetophenone	0.038	U	86-30-6	n-Nitrosodiphenylamine	0.038	U
120-12-7	**Anthracene**	**0.038**	**0.070**	87-86-5	Pentachlorophenol	0.19	U
1912-24-9	Atrazine	0.038	U	**85-01-8**	**Phenanthrene**	**0.038**	**0.28**
100-52-7	Benzaldehyde	0.038	U	108-95-2	Phenol	0.038	U
56-55-3	**Benzo[a]anthracene**	**0.038**	**0.44**	**129-00-0**	**Pyrene**	**0.038**	**0.77**
50-32-8	**Benzo[a]pyrene**	**0.038**	**0.45**				

Worksheet #: 429505 ***Total Target Concentration*** 4.8 ColumnID: (^) Indicates results from 2nd column

U - Indicates the compound was analyzed but not detected.
B - Indicates the analyte was found in the blank as well as in the sample.
E - Indicates the analyte concentration exceeds the calibration range of the instrument.
R - Retention Time Out
J - Indicates an estimated value when a compound is detected at less than the specified detection limit.
d - Pesticide %Diff>40% between columns due to coelution. Lower concentration usea
N-Nitrosodiphenylamine decomposes in the GC inlet and is detected as diphenylamine
Chlordane (Total) is sum of a-Chlordane and y-Chlordane.

Quantitation Report (QT Reviewed)

7062915 0157

SampleID : AC98737-001 Operator : AH/JB Qt Meth : 7M_0605.M
Data File: 7M85215.D Sam Mult : 1 Vial# : 29 Qt On : 07/05/17 10:15
Acq On : 07/ 3/17 20:56 Misc : S,BNA Qt Upd On: 06/07/17 10:00

Data Path : G:\GcMsData\2017\GCMS_7\Data\07-0317\
Qt Path : G:\GCMSDATA\2017\GCMS_7\METHODQT\
Qt Resp Via : Initial Calibration

Compound	R.T.	QIon	Response	Conc	Units	Dev(Min)
Internal Standards						
7) 1,4-Dioxane-d8(INT)	2.498	96	41104	40.00	ng	-0.04
21) 1,4-Dichlorobenzene-d4	5.778	152	75851	40.00	ng	-0.03
31) Naphthalene-d8	6.782	136	290845	40.00	ng	-0.04
50) Acenaphthene-d10	8.203	164	163386	40.00	ng	-0.05
77) Phenanthrene-d10	9.662	188	276767	40.00	ng	-0.05
91) Chrysene-d12	12.717	240	253474	40.00	ng	-0.03
103) Perylene-d12	14.341	264	231530	40.00	ng	-0.03
System Monitoring Compounds						
11) 2-Fluorophenol	4.592	112	178035	72.11	ng	-0.02
Spiked Amount 100.000			Recovery = 72.11%			
16) Phenol-d5	5.468	99	237626	73.66	ng	-0.02
Spiked Amount 100.000			Recovery = 73.66%			
32) Nitrobenzene-d5	6.221	128	44411	37.50	ng	-0.03
Spiked Amount 50.000			Recovery = 75.00%			
55) 2-Fluorobiphenyl	7.616	172	201797	38.28	ng	-0.05
Spiked Amount 50.000			Recovery = 76.56%			
80) 2,4,6-Tribromophenol	8.940	330	50662	75.10	ng	-0.05
Spiked Amount 100.000			Recovery = 75.10%			
94) Terphenyl-d14	11.467	244	151272	40.94	ng	-0.04
Spiked Amount 50.000			Recovery = 81.88%			
Target Compounds						Qvalue
62) Acenaphthylene	8.080	152	17406	2.4803	ng	98
86) Phenanthrene	9.688	178	106629	14.5571	ng	98
87) Anthracene	9.742	178	27417	3.6657	ng	99
90) Fluoranthene	11.024	202	310776	38.4532	ng	89
92) Pyrene	11.286	202	301176	40.4190	ng	86
100) Benzo[a]anthracene	12.707	228	153474	23.0238	ng	95
101) Chrysene	12.749	228	138351	22.5728	ng	99
102) bis(2-Ethylhexyl)phtha...	12.749	149	9689	2.2022	ng	98
105) Benzo[b]fluoranthene	13.930	252	198807m	30.8385	ng	
106) Benzo[k]fluoranthene	13.951	252	71107m	11.0216	ng	
107) Benzo[a]pyrene	14.283	252	143800	23.5036	ng	93
108) Indeno[1,2,3-cd]pyrene	15.650	276	102601	14.8276	ng	84
109) Dibenzo[a,h]anthracene	15.656	278	32267	5.5652	ng	63
110) Benzo[g,h,i]perylene	16.024	276	101215	17.0797	ng	78

(#) = qualifier out of range (m) = manual integration (+) = signals summed

16

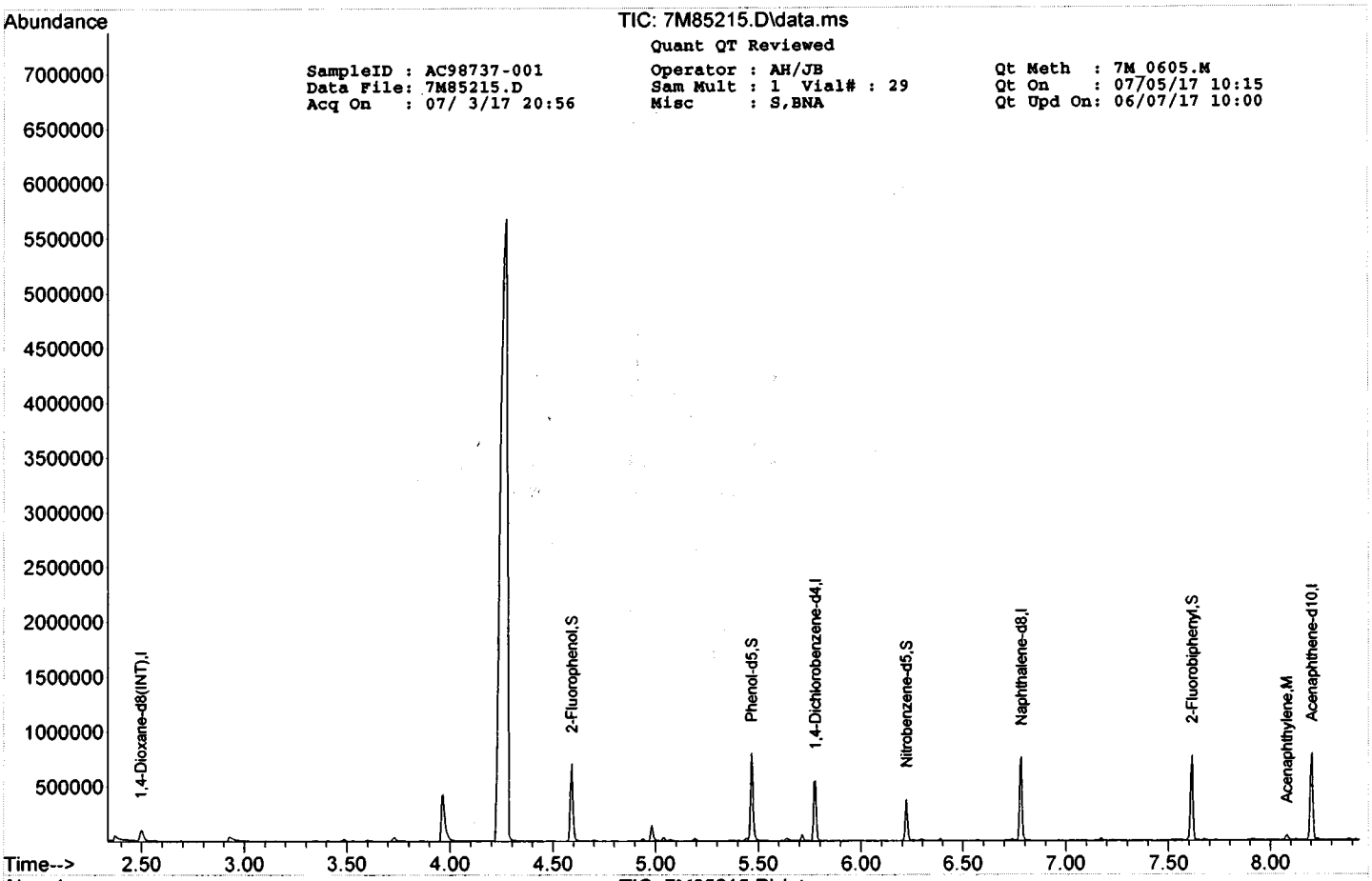
Abundance
TIC: 7M85215.D\data.ms
Quant QT Reviewed
SampleID : AC98737-001
Data File: 7M85215.D
Acq On : 07/ 3/17 20:56
Operator : AH/JB
Sam Mult : 1 Vial# : 29
Misc : S,BNA
Qt Meth : 7M 0605.M
Qt On : 07/05/17 10:15
Qt Upd On: 06/07/17 10:00
1,4-Dioxane-d8(INT),I
2-Fluorophenol,S
Phenol-d5,S
1,4-Dichlorobenzene-d4,I
Nitrobenzene-d5,S
Naphthalene-d8,I
2-Fluorobiphenyl,S
Acenaphthylene,M
Acenaphthene-d10,I
Time-->

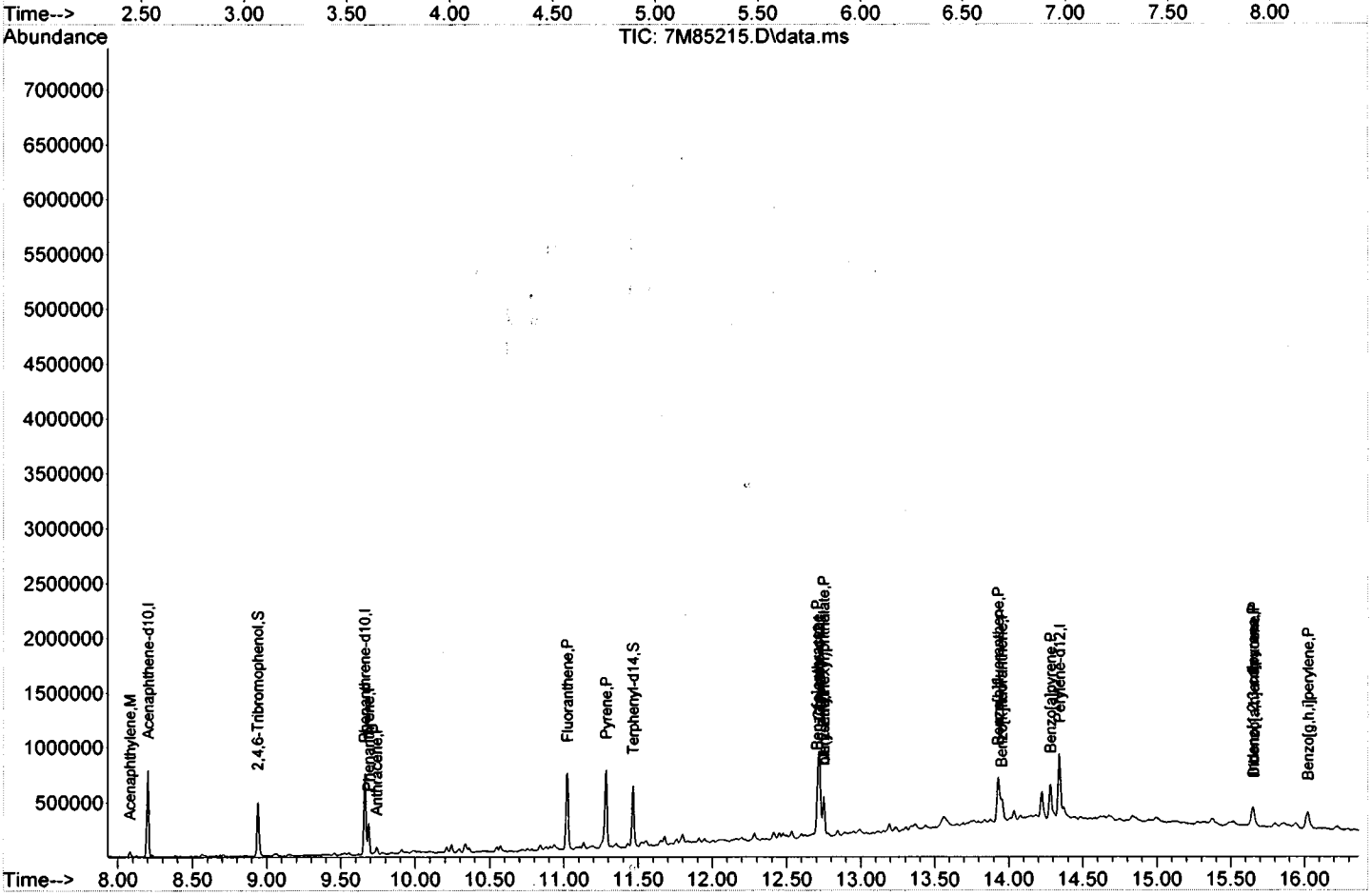
Abundance
TIC: 7M85215.D\data.ms
Acenaphthylene,M
Acenaphthene-d10,I
2,4,6-Tribromophenol,S
Anthracene,P
Fluoranthene,P
Pyrene,P
Terphenyl-d14,S
Benzo[a]pyrene,P
Perylene-d12,I
Benzo[g,h,i]perylene,P
Time-->

Form1

ORGANICS SEMIVOLATILE REPORT

Sample Number: AC98737-002
Client Id: SB-6A
Data File: 7M85216.D
Analysis Date: 07/03/17 21:19
Date Rec/Extracted: 06/29/17-07/02/17
Column: DB-5MS 30M 0.250mm ID 0.25um film

Method: EPA 8270D
Matrix: Soil
Initial Vol: 30g
Final Vol: 0.5ml
Dilution: 1
Solids: 85

Units: mg/Kg

Cas #	Compound	RL	Conc	Cas #	Compound	RL	Conc
91-57-6	2-Methylnaphthalene	0.039	U	218-01-9	Chrysene	0.039	0.77
83-32-9	Acenaphthene	0.039	0.057	53-70-3	Dibenzo[a,h]anthracene	0.039	0.17
208-96-8	Acenaphthylene	0.039	0.079	206-44-0	Fluoranthene	0.039	1.3
120-12-7	Anthracene	0.039	0.15	86-73-7	Fluorene	0.039	0.053
56-55-3	Benzo[a]anthracene	0.039	0.63	193-39-5	Indeno[1,2,3-cd]pyrene	0.039	0.47
50-32-8	Benzo[a]pyrene	0.039	0.68	91-20-3	Naphthalene	0.0098	0.021
205-99-2	Benzo[b]fluoranthene	0.039	1.0	85-01-8	Phenanthrene	0.039	0.86
191-24-2	Benzo[g,h,i]perylene	0.039	0.50	129-00-0	Pyrene	0.039	1.3
207-08-9	Benzo[k]fluoranthene	0.039	0.29				

Worksheet #: 429456

Total Target Concentration 8.3

ColumnID: (^) Indicates results from 2nd column

U - Indicates the compound was analyzed but not detected.
B - Indicates the analyte was found in the blank as well as in the sample.
E - Indicates the analyte concentration exceeds the calibration range of the instrument.
R - Retention Time Out
J - Indicates an estimated value when a compound is detected at less than the specified detection limit.
d - Pesticide %Diff>40% between columns due to coelution. Lower concentration usea
Chlordane (Total) is sum of a-Chlordane and y-Chlordane.

Quantitation Report (QT Reviewed)

7062915 0160

SampleID : AC98737-002 Operator : AH/JB Qt Meth : 7M_0605.M
Data File: 7M85216.D Sam Mult : 1 Vial# : 30 Qt On : 07/05/17 10:15
Acq On : 07/ 3/17 21:19 Misc : S,BNA Qt Upd On: 06/07/17 10:00

Data Path : G:\GcMsData\2017\GCMS_7\Data\07-0317\
Qt Path : G:\GCMSDATA\2017\GCMS_7\METHODQT\
Qt Resp Via : Initial Calibration

Compound	R.T.	QIon	Response	Conc	Units	Dev(Min)
Internal Standards						
7) 1,4-Dioxane-d8(INT)	2.497	96	44894	40.00	ng	-0.04
21) 1,4-Dichlorobenzene-d4	5.778	152	85996	40.00	ng	-0.03
31) Naphthalene-d8	6.782	136	332086	40.00	ng	-0.04
50) Acenaphthene-d10	8.203	164	188558	40.00	ng	-0.05
77) Phenanthrene-d10	9.661	188	321190	40.00	ng	-0.05
91) Chrysene-d12	12.723	240	295560	40.00	ng	-0.03
103) Perylene-d12	14.341	264	270400	40.00	ng	-0.03
System Monitoring Compounds						
11) 2-Fluorophenol	4.592	112	207805	77.07	ng	-0.02
Spiked Amount 100.000			Recovery = 77.07%			
16) Phenol-d5	5.468	99	282428	80.16	ng	-0.02
Spiked Amount 100.000			Recovery = 80.16%			
32) Nitrobenzene-d5	6.221	128	52082	38.52	ng	-0.03
Spiked Amount 50.000			Recovery = 77.04%			
55) 2-Fluorobiphenyl	7.615	172	248732	40.88	ng	-0.05
Spiked Amount 50.000			Recovery = 81.76%			
80) 2,4,6-Tribromophenol	8.946	330	62872	80.31	ng	-0.04
Spiked Amount 100.000			Recovery = 80.31%			
94) Terphenyl-d14	11.467	244	183734	42.64	ng	-0.04
Spiked Amount 50.000			Recovery = 85.28%			
Target Compounds						Qvalue
41) Naphthalene	6.798	128	9677	1.0882	ng	97
62) Acenaphthylene	8.080	152	32441	4.0056	ng	97
65) Acenaphthene	8.230	153	14867	2.9068	ng	96
72) Fluorene	8.710	166	16533	2.7126	ng	98
86) Phenanthrene	9.688	178	372022	43.7645	ng	99
87) Anthracene	9.742	178	68324	7.8716	ng	99
90) Fluoranthene	11.024	202	645717	68.8462	ng	89
92) Pyrene	11.285	202	587838	67.6567	ng	86
100) Benzo[a]anthracene	12.712	228	251013m	32.2943	ng	
101) Chrysene	12.755	228	280718m	39.2790	ng	
105) Benzo[b]fluoranthene	13.935	252	394645m	52.4165	ng	
106) Benzo[k]fluoranthene	13.957	252	111752m	14.8317	ng	
107) Benzo[a]pyrene	14.282	252	247854	34.6874	ng	93
108) Indeno[1,2,3-cd]pyrene	15.655	276	192116	23.7730	ng	82
109) Dibenzo[a,h]anthracene	15.661	278	59637	8.8072	ng	64
110) Benzo[g,h,i]perylene	16.029	276	176292	25.4724	ng	78

(#) = qualifier out of range (m) = manual integration (+) = signals summed

Ke

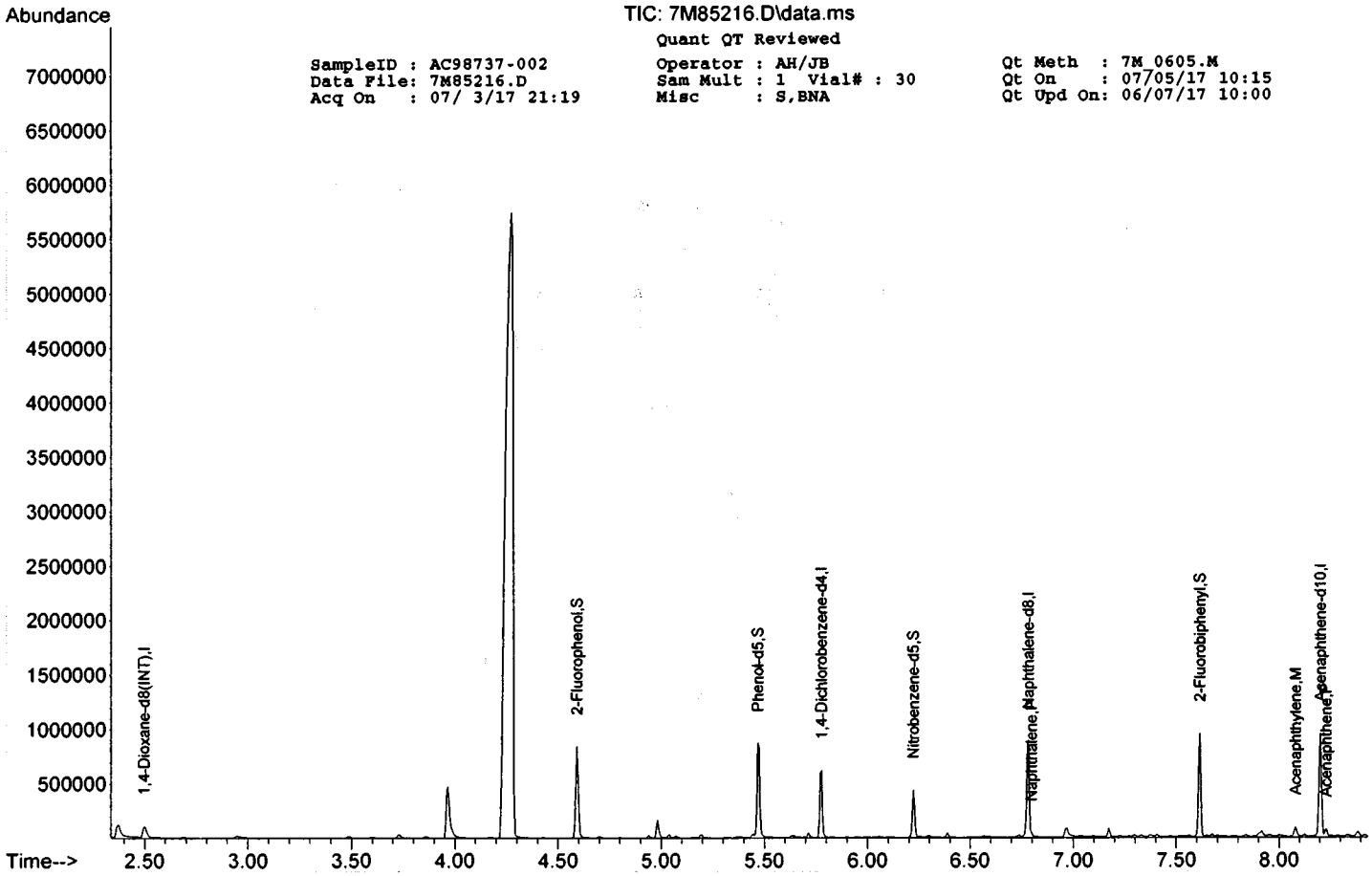
Abundance
TIC: 7M85216.D\data.ms
Quant QT Reviewed
SampleID : AC98737-002
Data File: 7M85216.D
Acq On : 07/ 3/17 21:19
Operator : AH/JB
Sam Mult : 1 Vial# : 30
Misc : S,BNA
Qt Meth : 7M_0605.M
Qt On : 07/05/17 10:15
Qt Upd On: 06/07/17 10:00
1,4-Dioxane-d8(INT),I
2-Fluorophenol,S
Phenol-d5,S
1,4-Dichlorobenzene-d4,I
Nitrobenzene-d5,S
Naphthalene-d8,I
2-Fluorobiphenyl,S
Acenaphthylene,M
Acenaphthene-d10,I
Time-->

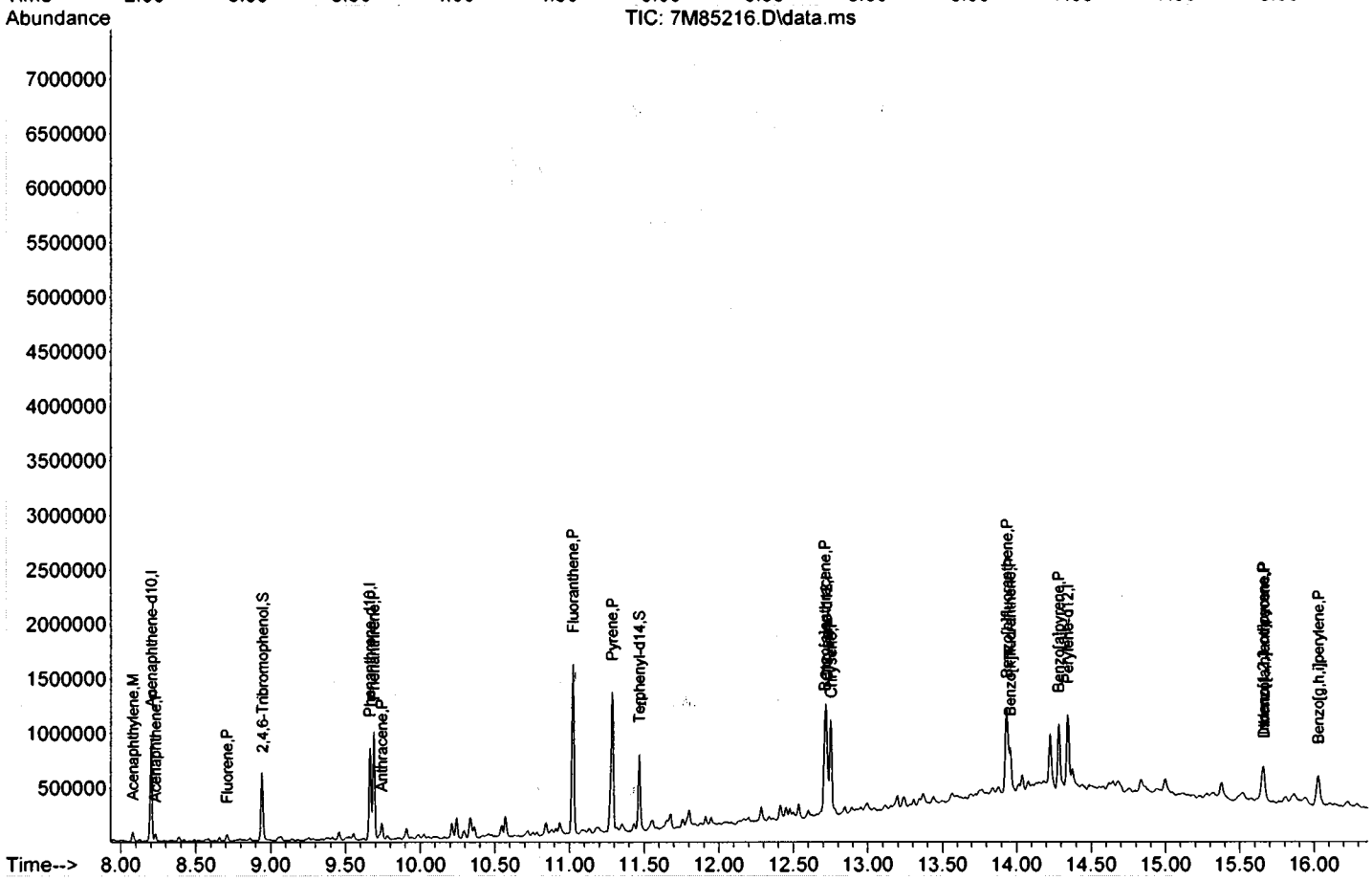
Abundance
TIC: 7M85216.D\data.ms
Acenaphthylene,M
Acenaphthene-d10,I
Fluorene,P
2,4,6-Tribromophenol,S
Anthracene,P
Fluoranthene,P
Pyrene,P
Terphenyl-d14,S
Benzo[a]pyrene,P
Perylene-d12,I
Benzo[g,h,i]perylene,P
Time-->

Form1

ORGANICS SEMIVOLATILE REPORT

Sample Number: AC98737-003
Client Id: SB-6B
Data File: 9M78915.D
Analysis Date: 07/03/17 10:35
Date Rec/Extracted: 06/29/17-07/02/17
Column: DB-5MS 30M 0.250mm ID 0.25um film

Method: EPA 8270D
Matrix: Soil
Initial Vol: 30g
Final Vol: 0.5ml
Dilution: 1
Solids: 84

Units: mg/Kg

Cas #	Compound	RL	Conc	Cas #	Compound	RL	Conc
91-57-6	2-Methylnaphthalene	0.040	U	218-01-9	Chrysene	0.040	U
83-32-9	Acenaphthene	0.040	U	53-70-3	Dibenzo[a,h]anthracene	0.040	U
208-96-8	Acenaphthylene	0.040	U	206-44-0	Fluoranthene	0.040	U
120-12-7	Anthracene	0.040	U	86-73-7	Fluorene	0.040	U
56-55-3	Benzo[a]anthracene	0.040	U	193-39-5	Indeno[1,2,3-cd]pyrene	0.040	U
50-32-8	Benzo[a]pyrene	0.040	U	91-20-3	Naphthalene	0.0099	U
205-99-2	Benzo[b]fluoranthene	0.040	U	85-01-8	Phenanthrene	0.040	U
191-24-2	Benzo[g,h,i]perylene	0.040	U	129-00-0	Pyrene	0.040	U
207-08-9	Benzo[k]fluoranthene	0.040	U				

Worksheet #: 429456

Total Target Concentration 0

ColumnID: (^) Indicates results from 2nd column

U - Indicates the compound was analyzed but not detected.
B - Indicates the analyte was found in the blank as well as in the sample.
E - Indicates the analyte concentration exceeds the calibration range of the instrument.

R - Retention Time Out
J - Indicates an estimated value when a compound is detected at less than the specified detection limit.
d - Pesticide %Diff>40% between columns due to coelution. Lower concentration usea
Chlordane (Total) is sum of a-Chlordane and y-Chlordane.

Quantitation Report (QT Reviewed)

7062915 0163

SampleID : AC98737-003 Operator : AH/JB Qt Meth : 9M_0606.M
Data File: 9M78915.D Sam Mult : 1 Vial# : 5 Qt On : 07/03/17 13:34
Acq On : 07/ 3/17 10:35 Misc : S,BNA Qt Upd On: 06/29/17 09:34

Data Path : G:\GcMsData\2017\GCMS_9\Data\07-03-17\
Qt Path : G:\GCMSDATA\2017\GCMS_9\METHODQT\
Qt Resp Via : Initial Calibration

Compound	R.T.	QIon	Response	Conc Units	Dev(Min)
Internal Standards					
7) 1,4-Dioxane-d8(INT)	2.718	96	27052	40.00 ng	-0.01
21) 1,4-Dichlorobenzene-d4	5.933	152	67037	40.00 ng	-0.01
31) Naphthalene-d8	6.944	136	243299	40.00 ng	-0.02
50) Acenaphthene-d10	8.388	164	155895	40.00 ng	-0.02
77) Phenanthrene-d10	9.859	188	304366	40.00 ng	-0.02
91) Chrysene-d12	12.913	240	365727	40.00 ng	-0.02
103) Perylene-d12	14.549	264	338349	40.00 ng	-0.03
System Monitoring Compounds					
11) 2-Fluorophenol	4.740	112	102674	55.22 ng	0.00
Spiked Amount 100.000			Recovery = 55.22%		
16) Phenol-d5	5.617	99	139744	54.99 ng	0.00
Spiked Amount 100.000			Recovery = 54.99%		
32) Nitrobenzene-d5	6.377	128	24554	26.55 ng	-0.01
Spiked Amount 50.000			Recovery = 53.10%		
55) 2-Fluorobiphenyl	7.789	172	160594	32.28 ng	-0.02
Spiked Amount 50.000			Recovery = 64.56%		
80) 2,4,6-Tribromophenol	9.131	330	66889	63.98 ng	-0.02
Spiked Amount 100.000			Recovery = 63.98%		
94) Terphenyl-d14	11.666	244	216313	43.50 ng	-0.01
Spiked Amount 50.000			Recovery = 87.00%		
Target Compounds					Qvalue

(#) = qualifier out of range (m) = manual integration (+) = signals summed


Abundance
TIC: 9M78915.D\data.ms
Quant QT Reviewed
SampleID : AC98737-003
Data File: 9M78915.D
Acq On : 07/ 3/17 10:35
Operator : AH/JB
Sam Mult : 1 Vial# : 5
Misc : S,BNA
Qt Meth : 9M_0606.M
Qt On : 07/03/17 13:34
Qt Upd On: 06/29/17 09:34
1,4-Dioxane-d8(INT),I
2-Fluorophenol,S
Phenol-d5,S
1,4-Dichlorobenzene-d4,I
Nitrobenzene-d5,S
Naphthalene-d8,I
2-Fluorobiphenyl,S
Acenaphthene-d10,I
2,4,6-Tribromophenol,S
Phenanthrene-d10,I
Terphenyl-d14,S
Chrysene-d12,I
Perylene-d12,I
Time-->

Form1

ORGANICS SEMIVOLATILE REPORT

Sample Number: AC98737-005
Client Id: SB-17
Data File: 9M78916.D
Analysis Date: 07/03/17 10:58
Date Rec/Extracted: 06/29/17-07/02/17
Column: DB-5MS 30M 0.250mm ID 0.25um film

Method: EPA 8270D
Matrix: Soil
Initial Vol: 30g
Final Vol: 0.5ml
Dilution: 1
Solids: 81

Units: mg/Kg

Cas #	Compound	RL	Conc	Cas #	Compound	RL	Conc
91-57-6	2-Methylnaphthalene	0.041	U	218-01-9	Chrysene	0.041	U
83-32-9	Acenaphthene	0.041	U	53-70-3	Dibenzo[a,h]anthracene	0.041	U
208-96-8	Acenaphthylene	0.041	U	206-44-0	Fluoranthene	0.041	U
120-12-7	Anthracene	0.041	U	86-73-7	Fluorene	0.041	U
56-55-3	Benzo[a]anthracene	0.041	U	193-39-5	Indeno[1,2,3-cd]pyrene	0.041	U
50-32-8	Benzo[a]pyrene	0.041	U	91-20-3	Naphthalene	0.010	U
205-99-2	Benzo[b]fluoranthene	0.041	U	85-01-8	Phenanthrene	0.041	U
191-24-2	Benzo[g,h,i]perylene	0.041	U	129-00-0	Pyrene	0.041	U
207-08-9	Benzo[k]fluoranthene	0.041	U				

Worksheet #: 429456

Total Target Concentration 0

ColumnID: (^) Indicates results from 2nd column

U - Indicates the compound was analyzed but not detected.
B - Indicates the analyte was found in the blank as well as in the sample.
E - Indicates the analyte concentration exceeds the calibration range of the instrument.

R - Retention Time Out
J - Indicates an estimated value when a compound is detected at less than the specified detection limit.
d - Pesticide %Diff>40% between columns due to coelution. Lower concentration usea
Chlordane (Total) is sum of a-Chlordane and y-Chlordane.

Quantitation Report (QT Reviewed)

7062915 0166

SampleID : AC98737-005 Operator : AH/JB Qt Meth : 9M_0606.M
Data File: 9M78916.D Sam Mult : 1 Vial# : 6 Qt On : 07/03/17 13:34
Acq On : 07/ 3/17 10:58 Misc : S,BNA Qt Upd On: 06/29/17 09:34

Data Path : G:\GcMsData\2017\GCMS_9\Data\07-03-17\
Qt Path : G:\GCMSDATA\2017\GCMS_9\METHODQT\
Qt Resp Via : Initial Calibration

Compound	R.T.	QIon	Response	Conc Units	Dev(Min)
Internal Standards					
7) 1,4-Dioxane-d8(INT)	2.718	96	31283	40.00 ng	-0.01
21) 1,4-Dichlorobenzene-d4	5.933	152	81564	40.00 ng	-0.01
31) Naphthalene-d8	6.938	136	290583	40.00 ng	-0.02
50) Acenaphthene-d10	8.382	164	185257	40.00 ng	-0.02
77) Phenanthrene-d10	9.853	188	355708	40.00 ng	-0.02
91) Chrysene-d12	12.913	240	385895	40.00 ng	-0.02
103) Perylene-d12	14.549	264	379886	40.00 ng	-0.03
System Monitoring Compounds					
11) 2-Fluorophenol	4.740	112	148260	68.95 ng	0.00
Spiked Amount 100.000			Recovery = 68.95%		
16) Phenol-d5	5.612	99	195968	66.69 ng	0.00
Spiked Amount 100.000			Recovery = 66.69%		
32) Nitrobenzene-d5	6.377	128	36969	33.47 ng	-0.01
Spiked Amount 50.000			Recovery = 66.94%		
55) 2-Fluorobiphenyl	7.789	172	228939	38.73 ng	-0.02
Spiked Amount 50.000			Recovery = 77.46%		
80) 2,4,6-Tribromophenol	9.131	330	84267	68.69 ng	-0.02
Spiked Amount 100.000			Recovery = 68.69%		
94) Terphenyl-d14	11.661	244	241833	46.09 ng	-0.02
Spiked Amount 50.000			Recovery = 92.18%		

Target Compounds Qvalue

(#) = qualifier out of range (m) = manual integration (+) = signals summed

TIC: 9M78916.D\data.ms

Quant QT Reviewed

SampleID : AC98737-005
Data File: 9M78916.D
Acq On : 07/ 3/17 10:58

Operator : AH/JB
Sam Mult : 1 Vial# : 6
Misc : S,BNA

Qt Meth : 9M_0606.M
Qt On : 07/03/17 13:34
Qt Upd On: 06/29/17 09:34



Form1

ORGANICS SEMIVOLATILE REPORT

Sample Number: AC98737-006(5X)
Client Id: SB-14B
Data File: 7M85228.D
Analysis Date: 07/04/17 01:54
Date Rec/Extracted: 06/29/17-07/02/17
Column: DB-5MS 30M 0.250mm ID 0.25um film

Method: EPA 8270D
Matrix: Soil
Initial Vol: 30g
Final Vol: 0.5ml
Dilution: 5
Solids: 84

Units: mg/Kg

Cas #	Compound	RL	Conc	Cas #	Compound	RL	Conc
92-52-4	1,1'-Biphenyl	0.20	U	**205-99-2**	**Benzo[b]fluoranthene**	**0.20**	**0.86**
95-94-3	1,2,4,5-Tetrachlorobenzene	0.20	U	**191-24-2**	**Benzo[g,h,i]perylene**	**0.20**	**0.45**
58-90-2	2,3,4,6-Tetrachlorophenol	0.20	U	**207-08-9**	**Benzo[k]fluoranthene**	**0.20**	**0.29**
95-95-4	2,4,5-Trichlorophenol	0.20	U	111-91-1	bis(2-Chloroethoxy)methan	0.20	U
88-06-2	2,4,6-Trichlorophenol	0.20	U	111-44-4	bis(2-Chloroethyl)ether	0.050	U
120-83-2	2,4-Dichlorophenol	0.050	U	108-60-1	bis(2-chloroisopropyl)ether	0.20	U
105-67-9	2,4-Dimethylphenol	0.050	U	**117-81-7**	**bis(2-Ethylhexyl)phthalate**	**0.20**	**0.51**
51-28-5	2,4-Dinitrophenol	0.99	U	85-68-7	Butylbenzylphthalate	0.20	U
121-14-2	2,4-Dinitrotoluene	0.20	U	105-60-2	Caprolactam	0.20	U
606-20-2	2,6-Dinitrotoluene	0.20	U	86-74-8	Carbazole	0.20	U
91-58-7	2-Chloronaphthalene	0.20	U	**218-01-9**	**Chrysene**	**0.20**	**0.71**
95-57-8	2-Chlorophenol	0.20	U	53-70-3	Dibenzo[a,h]anthracene	0.20	U
91-57-6	2-Methylnaphthalene	0.20	U	132-64-9	Dibenzofuran	0.050	U
95-48-7	2-Methylphenol	0.050	U	84-66-2	Diethylphthalate	0.20	U
88-74-4	2-Nitroaniline	0.20	U	131-11-3	Dimethylphthalate	0.20	U
88-75-5	2-Nitrophenol	0.20	U	84-74-2	Di-n-butylphthalate	0.050	U
106-44-5	3&4-Methylphenol	0.050	U	117-84-0	Di-n-octylphthalate	0.20	U
91-94-1	3,3'-Dichlorobenzidine	0.20	U	**206-44-0**	**Fluoranthene**	**0.20**	**1.2**
99-09-2	3-Nitroaniline	0.20	U	86-73-7	Fluorene	0.20	U
534-52-1	4,6-Dinitro-2-methylphenol	0.99	U	118-74-1	Hexachlorobenzene	0.20	U
101-55-3	4-Bromophenyl-phenylether	0.20	U	87-68-3	Hexachlorobutadiene	0.20	U
59-50-7	4-Chloro-3-methylphenol	0.20	U	77-47-4	Hexachlorocyclopentadiene	0.47	U
106-47-8	4-Chloroaniline	0.050	U	67-72-1	Hexachloroethane	0.20	U
7005-72-3	4-Chlorophenyl-phenylether	0.20	U	**193-39-5**	**Indeno[1,2,3-cd]pyrene**	**0.20**	**0.42**
100-01-6	4-Nitroaniline	0.20	U	78-59-1	Isophorone	0.20	U
100-02-7	4-Nitrophenol	0.20	U	91-20-3	Naphthalene	0.050	U
83-32-9	Acenaphthene	0.20	U	98-95-3	Nitrobenzene	0.20	U
208-96-8	Acenaphthylene	0.20	U	621-64-7	N-Nitroso-di-n-propylamine	0.050	U
98-86-2	Acetophenone	0.20	U	86-30-6	n-Nitrosodiphenylamine	0.20	U
120-12-7	Anthracene	0.20	U	87-86-5	Pentachlorophenol	0.99	U
1912-24-9	Atrazine	0.20	U	**85-01-8**	**Phenanthrene**	**0.20**	**0.55**
100-52-7	Benzaldehyde	0.20	U	108-95-2	Phenol	0.20	U
56-55-3	**Benzo[a]anthracene**	**0.20**	**0.61**	**129-00-0**	**Pyrene**	**0.20**	**1.1**
50-32-8	**Benzo[a]pyrene**	**0.20**	**0.61**				

Worksheet #: 430563 ***Total Target Concentration*** 7.3 ColumnID: (^) Indicates results from 2nd column

U - Indicates the compound was analyzed but not detected.
B - Indicates the analyte was found in the blank as well as in the sample.
E - Indicates the analyte concentration exceeds the calibration range of the instrument.
N-Nitrosodiphenylamine decomposes in the GC inlet and is detected as diphenylamine
R - Retention Time Out
J - Indicates an estimated value when a compound is detected at less than the specified detection limit.
d - Pesticide %Diff>40% between columns due to coelution. Lower concentration usea
Chlordane (Total) is sum of a-Chlordane and y-Chlordane.

Form1e

ORGANICS SEMIVOLATILE REPORT
Tentatively Identified Compounds

Sample Number: AC98737-006(5X)
Client Id: SB-14B
Data File: 7M85228.D
Analysis Date: 07/04/17 01:54
Date Rec/Extracted: 06/29/17-07/02/17

Matrix: Soil
Initial Vol: 30g
Final Vol: 0.5ml
Dilution: 5
Solids: 84
Method: EPA 8270D

Units: mg/Kg

	Cas #	Compound	RT	Conc
1		unknown	2.37	0.57 J
2		unknown	3.97	0.68 JB
3	123-42-2	2-Pentanone, 4-hydroxy-4-methyl-	4.24	21 JAB
4		unknown	12.19	0.42 J
5	192-97-2	Benzo[e]pyrene	14.22	0.57 J
6	489-29-2	.beta.-Maaliene	15.94	0.40 J

Worksheet #: 430563 *Total Tentatively Identified Concentration* 24

A - Indicates an aldol condensate.
J - Indicates an estimated value.
B - Indicates the analyte was found in the blank as well as in the sample.
Y - Indicates the analyte was found in the blank at <10% of the concentration of the sample.
<10% - Indicates the analyte was found in the blank at < 10% of nearest Internal Standard

Quantitation Report (QT/LSC Reviewed)

7062915 0169

SampleID : AC98737-006(5X) Operator : AH/JB Qt Meth : 7M_0609.M
Data File: 7M85228.D Sam Mult : 1 Vial# : 42 Qt On : 07/18/17 12:38
Acq On : 07/ 4/17 01:54 Misc : S,BNA:5 Qt Upd On: 06/07/17 10:00

Data Path : G:\GcMsData\2017\GCMS_7\Data\07-0317\
Qt Path : G:\GCMSDATA\2017\GCMS_7\METHODQT\
Qt Resp Via : Initial Calibration

Compound	R.T.	QIon	Response	Conc	Units	Dev(Min)
Internal Standards						
7) 1,4-Dioxane-d8(INT)	2.503	96	55903	40.00	ng	-0.03
21) 1,4-Dichlorobenzene-d4	5.778	152	100137	40.00	ng	-0.03
31) Naphthalene-d8	6.782	136	361533	40.00	ng	-0.04
50) Acenaphthene-d10	8.203	164	205025	40.00	ng	-0.05
77) Phenanthrene-d10	9.661	188	344782	40.00	ng	-0.05
91) Chrysene-d12	12.717	240	316556	40.00	ng	-0.03
103) Perylene-d12	14.341	264	292561	40.00	ng	-0.03
System Monitoring Compounds						
11) 2-Fluorophenol	4.592	112	41081	12.24	ng	-0.02
Spiked Amount 100.000			Recovery = 12.24%			
16) Phenol-d5	5.468	99	52712	12.01	ng	-0.02
Spiked Amount 100.000			Recovery = 12.01%			
32) Nitrobenzene-d5	6.221	128	9760	6.63	ng	-0.03
Spiked Amount 50.000			Recovery = 13.26%			
55) 2-Fluorobiphenyl	7.615	172	48767	7.37	ng	-0.05
Spiked Amount 50.000			Recovery = 14.74%			
80) 2,4,6-Tribromophenol	8.945	330	11342	13.50	ng	-0.04
Spiked Amount 100.000			Recovery = 13.50%			
94) Terphenyl-d14	11.467	244	36311	7.87	ng	-0.04
Spiked Amount 50.000			Recovery = 15.74%			
Target Compounds						Qvalue
86) Phenanthrene	9.688	178	50150	5.4959	ng	98
90) Fluoranthene	11.018	202	120195	11.9383	ng	89
92) Pyrene	11.285	202	103419	11.1134	ng	86
100) Benzo[a]anthracene	12.706	228	51389m	6.1730	ng	
101) Chrysene	12.749	228	54402m	7.1072	ng	
102) bis(2-Ethylhexyl)phtha...	12.749	149	28021	5.1122	ng	94
105) Benzo[b]fluoranthene	13.930	252	70661m	8.6742	ng	
106) Benzo[k]fluoranthene	13.951	252	24178m	2.9658	ng	
107) Benzo[a]pyrene	14.277	252	47406	6.1320	ng	92
108) Indeno[1,2,3-cd]pyrene	15.645	276	36783	4.2069	ng	84
110) Benzo[g,h,i]perylene	16.019	276	34235	4.5719	ng	74
Library Search Internal Standards TIC Results						
1) 1,4-Dichlorobenzene-d4	5.778		596916	40.00	ng	--
2) Naphthalene-d8	6.782		757029	40.00	ng	--
3) Acenaphthene-d10	8.203		840857	40.00	ng	--
4) Phenanthrene-d10	9.661		873087m	40.00	ng	--
5) Chrysene-d12	12.717		838030m	40.00	ng	--
6) Perylene-d12	14.341		826200m	40.00	ng	--
Library Search Compounds						
1) UNKNOWN	2.370		85932	5.76	ng	--
2) UNKNOWN	3.970		101870	6.83	ng	--
3) 123-42-2	4.240		3170698	212.47	ng	50
4) UNKNOWN	12.190		87691	4.19	ng	--
5) 192-97-2	14.220		117795	5.70	ng	98
6) 489-29-2	15.940		82989	4.02	ng	50

(#) = qualifier out of range (m) = manual integration (+) = signals summed

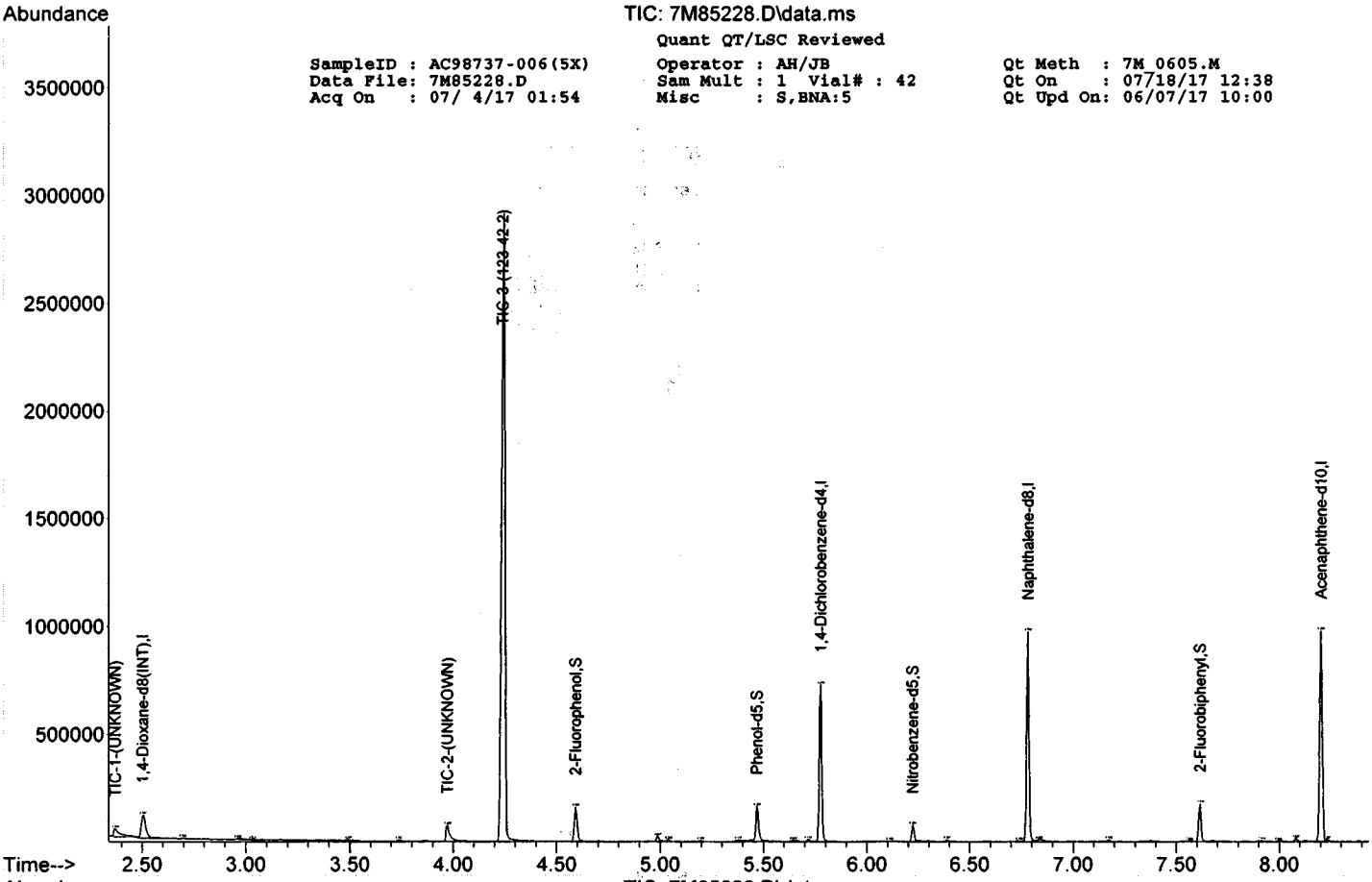
Abundance
TIC: 7M85228.D\data.ms
Quant QT/LSC Reviewed
SampleID : AC98737-006(5X)
Data File: 7M85228.D
Acq On : 07/ 4/17 01:54
Operator : AH/JB
Sam Mult : 1 Vial# : 42
Misc : S,BNA:5
Qt Meth : 7M_0605.M
Qt On : 07/18/17 12:38
Qt Upd On: 06/07/17 10:00
3500000
3000000
2500000
2000000
1500000
1000000
500000
TIC-1-(UNKNOWN)
1,4-Dioxane-d8(INT),I
TIC-2-(UNKNOWN)
TIC-3-(123-42-2)
2-Fluorophenol,S
Phenol-d5,S
1,4-Dichlorobenzene-d4,I
Nitrobenzene-d5,S
Naphthalene-d8,I
2-Fluorobiphenyl,S
Acenaphthene-d10,I
Time-->
2.50
3.00
3.50
4.00
4.50
5.00
5.50
6.00
6.50
7.00
7.50
8.00

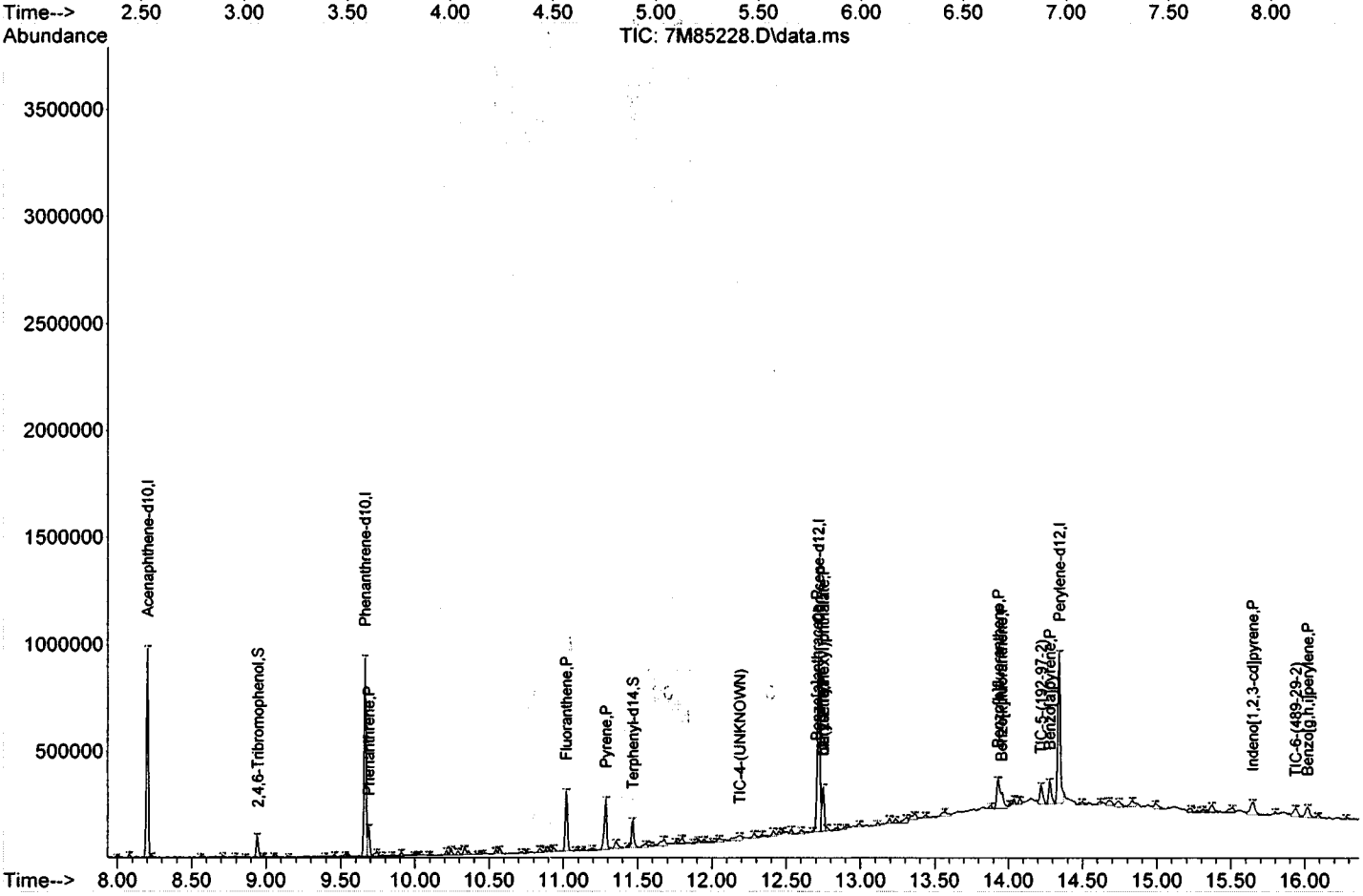
Abundance
TIC: 7M85228.D\data.ms
3500000
3000000
2500000
2000000
1500000
1000000
500000
Acenaphthene-d10,I
2,4,6-Tribromophenol,S
Phenanthrene-d10,I
Fluoranthene,P
Pyrene,P
Terphenyl-d14,S
TIC-4-(UNKNOWN)
Perylene-d12,I
TIC-5-(192-97-2)
Indeno[1,2,3-cd]pyrene,P
TIC-6-(489-29-2)
Benzo[g,h,i]perylene,P
Time-->
8.00
8.50
9.00
9.50
10.00
10.50
11.00
11.50
12.00
12.50
13.00
13.50
14.00
14.50
15.00
15.50
16.00

Form1

ORGANICS SEMIVOLATILE REPORT

Sample Number: AC98737-007
Client Id: SB-25
Data File: 9M78917.D
Analysis Date: 07/03/17 11:21
Date Rec/Extracted: 06/29/17-07/02/17
Column: DB-5MS 30M 0.250mm ID 0.25um film

Method: EPA 8270D
Matrix: Soil
Initial Vol: 30g
Final Vol: 0.5ml
Dilution: 1
Solids: 87

Units: mg/Kg

Cas #	Compound	RL	Conc	Cas #	Compound	RL	Conc
91-57-6	2-Methylnaphthalene	0.038	U	218-01-9	Chrysene	0.038	U
83-32-9	Acenaphthene	0.038	U	53-70-3	Dibenzo[a,h]anthracene	0.038	U
208-96-8	Acenaphthylene	0.038	U	**206-44-0**	**Fluoranthene**	**0.038**	**0.053**
120-12-7	Anthracene	0.038	U	86-73-7	Fluorene	0.038	U
56-55-3	Benzo[a]anthracene	0.038	U	193-39-5	Indeno[1,2,3-cd]pyrene	0.038	U
50-32-8	Benzo[a]pyrene	0.038	U	91-20-3	Naphthalene	0.0096	U
205-99-2	**Benzo[b]fluoranthene**	**0.038**	**0.040**	85-01-8	Phenanthrene	0.038	U
191-24-2	Benzo[g,h,i]perylene	0.038	U	**129-00-0**	**Pyrene**	**0.038**	**0.053**
207-08-9	Benzo[k]fluoranthene	0.038	U				

Worksheet #: 429456

Total Target Concentration 0.15

ColumnID: (^) Indicates results from 2nd column

U - Indicates the compound was analyzed but not detected.
B - Indicates the analyte was found in the blank as well as in the sample.
E - Indicates the analyte concentration exceeds the calibration range of the instrument.
R - Retention Time Out
J - Indicates an estimated value when a compound is detected at less than the specified detection limit.
d - Pesticide %Diff>40% between columns due to coelution. Lower concentration usea
Chlordane (Total) is sum of a-Chlordane and y-Chlordane.

Quantitation Report (QT Reviewed)

7062915 0172

SampleID : AC98737-007 Operator : AH/JB Qt Meth : 9M_0606.M
Data File: 9M78917.D Sam Mult : 1 Vial# : 7 Qt On : 07/03/17 13:34
Acq On : 07/ 3/17 11:21 Misc : S,BNA Qt Upd On: 06/29/17 09:34

Data Path : G:\GcMsData\2017\GCMS_9\Data\07-03-17\
Qt Path : G:\GCMSDATA\2017\GCMS_9\METHODQT\
Qt Resp Via : Initial Calibration

Compound	R.T.	QIon	Response	Conc Units	Dev(Min)
Internal Standards					
7) 1,4-Dioxane-d8(INT)	2.718	96	25999	40.00 ng	-0.01
21) 1,4-Dichlorobenzene-d4	5.933	152	65708	40.00 ng	-0.01
31) Naphthalene-d8	6.938	136	234270	40.00 ng	-0.02
50) Acenaphthene-d10	8.382	164	151024	40.00 ng	-0.02
77) Phenanthrene-d10	9.853	188	299662	40.00 ng	-0.02
91) Chrysene-d12	12.913	240	360658	40.00 ng	-0.02
103) Perylene-d12	14.549	264	347950	40.00 ng	-0.03
System Monitoring Compounds					
11) 2-Fluorophenol	4.740	112	106940	59.84 ng	0.00
Spiked Amount 100.000			Recovery = 59.84%		
16) Phenol-d5	5.612	99	141679	58.01 ng	0.00
Spiked Amount 100.000			Recovery = 58.01%		
32) Nitrobenzene-d5	6.377	128	25621	28.77 ng	-0.01
Spiked Amount 50.000			Recovery = 57.54%		
55) 2-Fluorobiphenyl	7.789	172	165480	34.34 ng	-0.02
Spiked Amount 50.000			Recovery = 68.68%		
80) 2,4,6-Tribromophenol	9.131	330	63796	62.08 ng	-0.02
Spiked Amount 100.000			Recovery = 62.08%		
94) Terphenyl-d14	11.661	244	206639	42.14 ng	-0.02
Spiked Amount 50.000			Recovery = 84.28%		
Target Compounds					Qvalue
90) Fluoranthene	11.217	202	24796	2.7522 ng	83
92) Pyrene	11.479	202	25166	2.7597 ng	78
105) Benzo[b]fluoranthene	14.116	252	19685m	2.0696 ng	

(#) = qualifier out of range (m) = manual integration (+) = signals summed

16


Abundance
TIC: 9M78917.D\data.ms
Quant QT Reviewed
SampleID : AC98737-007
Data File: 9M78917.D
Acq On : 07/ 3/17 11:21
Operator : AH/JB
Sam Mult : 1 Vial# : 7
Misc : S,BNA
Qt Meth : 9M_0606.M
Qt On : 07/03/17 13:34
Qt Upd On: 06/29/17 09:34
1,4-Dioxane-d8(INT),I
2-Fluorophenol,S
Phenol-d5,S
1,4-Dichlorobenzene-d4,I
Nitrobenzene-d5,S
Naphthalene-d8,I
2-Fluorobiphenyl,S
Acenaphthene-d10,I
2,4,6-Tribromophenol,S
Phenanthrene-d10,I
Fluoranthene,P
Pyrene,P
Terphenyl-d14,S
Chrysene-d12,I
Benzo(b)fluoranthene,P
Perylene-d12,I
Time-->

Form1

ORGANICS SEMIVOLATILE REPORT

Sample Number: AC98737-008
Client Id: SB-24C
Data File: 7M85206.D
Analysis Date: 07/03/17 17:26
Date Rec/Extracted: 06/29/17-07/02/17
Column: DB-5MS 30M 0.250mm ID 0.25um film

Method: EPA 8270D
Matrix: Soil
Initial Vol: 30g
Final Vol: 0.5ml
Dilution: 1
Solids: 85

Units: mg/Kg

Cas #	Compound	RL	Conc	Cas #	Compound	RL	Conc
92-52-4	1,1'-Biphenyl	0.039	U	**205-99-2**	**Benzo[b]fluoranthene**	**0.039**	**0.37**
95-94-3	1,2,4,5-Tetrachlorobenzene	0.039	U	**191-24-2**	**Benzo[g,h,i]perylene**	**0.039**	**0.18**
58-90-2	2,3,4,6-Tetrachlorophenol	0.039	U	**207-08-9**	**Benzo[k]fluoranthene**	**0.039**	**0.13**
95-95-4	2,4,5-Trichlorophenol	0.039	U	111-91-1	bis(2-Chloroethoxy)methan	0.039	U
88-06-2	2,4,6-Trichlorophenol	0.039	U	111-44-4	bis(2-Chloroethyl)ether	0.0098	U
120-83-2	2,4-Dichlorophenol	0.0098	U	108-60-1	bis(2-chloroisopropyl)ether	0.039	U
105-67-9	2,4-Dimethylphenol	0.0098	U	117-81-7	bis(2-Ethylhexyl)phthalate	0.039	U
51-28-5	2,4-Dinitrophenol	0.20	U	85-68-7	Butylbenzylphthalate	0.039	U
121-14-2	2,4-Dinitrotoluene	0.039	U	105-60-2	Caprolactam	0.039	U
606-20-2	2,6-Dinitrotoluene	0.039	U	**86-74-8**	**Carbazole**	**0.039**	**0.046**
91-58-7	2-Chloronaphthalene	0.039	U	**218-01-9**	**Chrysene**	**0.039**	**0.33**
95-57-8	2-Chlorophenol	0.039	U	**53-70-3**	**Dibenzo[a,h]anthracene**	**0.039**	**0.061**
91-57-6	2-Methylnaphthalene	0.039	U	**132-64-9**	**Dibenzofuran**	**0.0098**	**0.019**
95-48-7	2-Methylphenol	0.0098	U	84-66-2	Diethylphthalate	0.039	U
88-74-4	2-Nitroaniline	0.039	U	131-11-3	Dimethylphthalate	0.039	U
88-75-5	2-Nitrophenol	0.039	U	84-74-2	Di-n-butylphthalate	0.0098	U
106-44-5	3&4-Methylphenol	0.0098	U	117-84-0	Di-n-octylphthalate	0.039	U
91-94-1	3,3'-Dichlorobenzidine	0.039	U	**206-44-0**	**Fluoranthene**	**0.039**	**0.60**
99-09-2	3-Nitroaniline	0.039	U	86-73-7	Fluorene	0.039	U
534-52-1	4,6-Dinitro-2-methylphenol	0.20	U	118-74-1	Hexachlorobenzene	0.039	U
101-55-3	4-Bromophenyl-phenylether	0.039	U	87-68-3	Hexachlorobutadiene	0.039	U
59-50-7	4-Chloro-3-methylphenol	0.039	U	77-47-4	Hexachlorocyclopentadiene	0.092	U
106-47-8	4-Chloroaniline	0.0098	U	67-72-1	Hexachloroethane	0.039	U
7005-72-3	4-Chlorophenyl-phenylether	0.039	U	**193-39-5**	**Indeno[1,2,3-cd]pyrene**	**0.039**	**0.17**
100-01-6	4-Nitroaniline	0.039	U	78-59-1	Isophorone	0.039	U
100-02-7	4-Nitrophenol	0.039	U	**91-20-3**	**Naphthalene**	**0.0098**	**0.020**
83-32-9	Acenaphthene	0.039	U	98-95-3	Nitrobenzene	0.039	U
208-96-8	Acenaphthylene	0.039	U	621-64-7	N-Nitroso-di-n-propylamine	0.0098	U
98-86-2	Acetophenone	0.039	U	86-30-6	n-Nitrosodiphenylamine	0.039	U
120-12-7	**Anthracene**	**0.039**	**0.098**	87-86-5	Pentachlorophenol	0.20	U
1912-24-9	Atrazine	0.039	U	**85-01-8**	**Phenanthrene**	**0.039**	**0.41**
100-52-7	Benzaldehyde	0.039	U	108-95-2	Phenol	0.039	U
56-55-3	**Benzo[a]anthracene**	**0.039**	**0.30**	**129-00-0**	**Pyrene**	**0.039**	**0.60**
50-32-8	**Benzo[a]pyrene**	**0.039**	**0.28**				

Worksheet #: 429187 *Total Target Concentration* 3.6 ColumnID: (^) Indicates results from 2nd column

U - Indicates the compound was analyzed but not detected.
B - Indicates the analyte was found in the blank as well as in the sample.
E - Indicates the analyte concentration exceeds the calibration range of the instrument.
R - Retention Time Out
J - Indicates an estimated value when a compound is detected at less than the specified detection limit.
d - Pesticide %Diff>40% between columns due to coelution. Lower concentration usea
N-Nitrosodiphenylamine decomposes in the GC inlet and is detected as diphenylamine
Chlordane (Total) is sum of a-Chlordane and y-Chlordane.

Form1e

ORGANICS SEMIVOLATILE REPORT
Tentatively Identified Compounds

Sample Number: AC98737-008
Client Id: SB-24C
Data File: 7M85206.D
Analysis Date: 07/03/17 17:26
Date Rec/Extracted: 06/29/17-07/02/17

Matrix: Soil
Initial Vol: 30g
Final Vol: 0.5ml
Dilution: 1
Solids: 85
Method: EPA 8270D

Units: mg/Kg

	Cas #	Compound	RT	Conc
1	57-55-6	1,2-Propanediol	2.92	0.14 J
2		unknown	3.96	0.73 JB
3	123-42-2	2-Pentanone, 4-hydroxy-4-methyl-	4.27	18 JAB
4		unknown	4.98	0.17 JB
5	90-60-8	Benzaldehyde, 3,5-dichloro-2-hydroxy-	10.33	0.14 J
6	2381-21-7	Pyrene, 1-methyl-	11.68	0.13 J
7	77236-79-4	2-Butyl-3-methylquinoxaline-1,4-dioxide	11.80	0.087 J
8		unknown	13.68	0.21 J
9	205-82-3	Benzo[j]fluoranthene	14.04	0.086 J
10	192-97-2	Benzo[e]pyrene	14.22	0.18 J
11		unknown	15.37	0.11 J

Worksheet #: 429187 *Total Tentatively Identified Concentration* 20

A - Indicates an aldol condensate.
J - Indicates an estimated value.
B - Indicates the analyte was found in the blank as well as in the sample.
Y - Indicates the analyte was found in the blank at <10% of the concentration of the sample.
<10% - Indicates the analyte was found in the blank at < 10% of nearest Internal Standard

Quantitation Report (QT/LSC Reviewed)

7062915 0176

SampleID : AC98737-008 Operator : AH/JB Qt Meth : 7M_0609.M
Data File: 7M85206.D Sam Mult : 1 Vial# : 20 Qt On : 07/05/17 10:15
Acq On : 07/ 3/17 17:26 Misc : S,BNA Qt Upd On: 06/07/17 10:00

Data Path : G:\GcMsData\2017\GCMS_7\Data\07-0317\
Qt Path : G:\GCMSDATA\2017\GCMS_7\METHODQT\
Qt Resp Via : Initial Calibration

Compound	R.T.	QIon	Response	Conc	Units	Dev(Min)
Internal Standards						
7) 1,4-Dioxane-d8(INT)	2.498	96	40809	40.00	ng	-0.04
21) 1,4-Dichlorobenzene-d4	5.778	152	76308	40.00	ng	-0.03
31) Naphthalene-d8	6.782	136	295434	40.00	ng	-0.04
50) Acenaphthene-d10	8.203	164	171946	40.00	ng	-0.05
77) Phenanthrene-d10	9.667	188	303021	40.00	ng	-0.04
91) Chrysene-d12	12.717	240	269394	40.00	ng	-0.03
103) Perylene-d12	14.341	264	232343	40.00	ng	-0.03
System Monitoring Compounds						
11) 2-Fluorophenol	4.592	112	136739	55.79	ng	-0.02
Spiked Amount 100.000			Recovery = 55.79%			
16) Phenol-d5	5.468	99	193170	60.31	ng	-0.02
Spiked Amount 100.000			Recovery = 60.31%			
32) Nitrobenzene-d5	6.221	128	33486	27.84	ng	-0.03
Spiked Amount 50.000			Recovery = 55.68%			
55) 2-Fluorobiphenyl	7.615	172	175431	31.62	ng	-0.05
Spiked Amount 50.000			Recovery = 63.24%			
80) 2,4,6-Tribromophenol	8.946	330	50181	67.94	ng	-0.04
Spiked Amount 100.000			Recovery = 67.94%			
94) Terphenyl-d14	11.467	244	147388	37.53	ng	-0.04
Spiked Amount 50.000			Recovery = 75.06%			
Target Compounds						Qvalue
41) Naphthalene	6.798	128	8082	1.0215	ng	97
68) Dibenzofuran	8.390	168	7123	0.9935	ng	84
86) Phenanthrene	9.688	178	167992	20.9474	ng	99
87) Anthracene	9.747	178	40998	5.0066	ng	95
88) Carbazole	9.913	167	17807	2.3605	ng	99
90) Fluoranthene	11.024	202	269308	30.4352	ng	87
92) Pyrene	11.286	202	242175	30.5802	ng	86
100) Benzo[a]anthracene	12.707	228	108498m	15.3147	ng	
101) Chrysene	12.749	228	109138m	16.7542	ng	
105) Benzo[b]fluoranthene	13.930	252	123583m	19.1028	ng	
106) Benzo[k]fluoranthene	13.957	252	44475m	6.8695	ng	
107) Benzo[a]pyrene	14.277	252	86536	14.0945	ng	92
108) Indeno[1,2,3-cd]pyrene	15.645	276	59321	8.5429	ng	84
109) Dibenzo[a,h]anthracene	15.650	278	18103	3.1114	ng	63
110) Benzo[g,h,i]perylene	16.019	276	54748	9.2062	ng	77
Library Search Internal Standards TIC Results						
1) 1,4-Dichlorobenzene-d4	5.778		465894	40.00	ng	--
2) Naphthalene-d8	6.782		646070	40.00	ng	--
3) Acenaphthene-d10	8.203		716039	40.00	ng	--
4) Phenanthrene-d10	9.667		775105m	40.00	ng	--
5) Chrysene-d12	12.717		794414m	40.00	ng	--
6) Perylene-d12	14.341		725681	40.00	ng	--
Library Search Compounds						
1) 57-55-6	2.920		81947	7.04	ng	72
2) UNKNOWN	3.960		430892	36.99	ng	--
3) 123-42-2	4.270		10933580	938.72	ng	56
4) UNKNOWN	4.980		102592	8.81	ng	--
5) 90-60-8	10.330		140720	7.26	ng	72
6) 2381-21-7	11.680		127602	6.42	ng	95
7) 77236-79-4	11.800		88523	4.46	ng	80
8) UNKNOWN	13.680		196559	10.83	ng	--
9) 205-82-3	14.040		79688	4.39	ng	96
10) 192-97-2	14.220		162680	8.97	ng	99
11) UNKNOWN	15.370		99860	5.50	ng	--

(#) = qualifier out of range (m) = manual integration (+) = signals summed

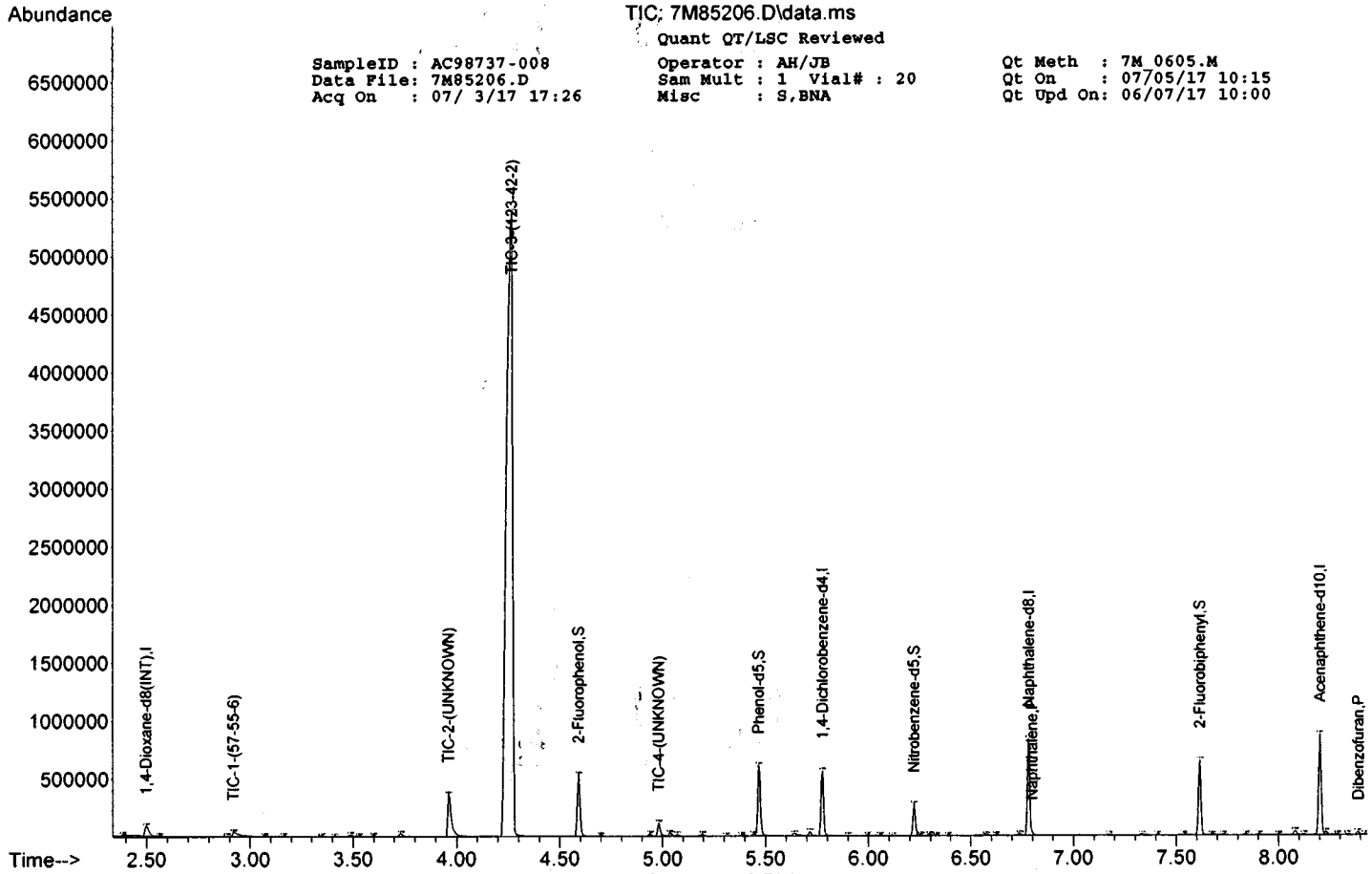
Abundance
TIC: 7M85206.D\data.ms
Quant QT/LSC Reviewed
SampleID : AC98737-008
Data File: 7M85206.D
Acq On : 07/ 3/17 17:26
Operator : AH/JB
Sam Mult : 1 Vial# : 20
Misc : S,BNA
Qt Meth : 7M_0605.M
Qt On : 07/05/17 10:15
Qt Upd On: 06/07/17 10:00
1,4-Dioxane-d8(INT),I
TIC-1-(57-55-6)
TIC-2-(UNKNOWN)
TIC-3-(123-42-2)
2-Fluorophenol,S
TIC-4-(UNKNOWN)
Phenol-d5,S
1,4-Dichlorobenzene-d4,I
Nitrobenzene-d5,S
Naphthalene-d8,I
2-Fluorobiphenyl,S
Acenaphthene-d10,I
Dibenzofuran,P
Time-->

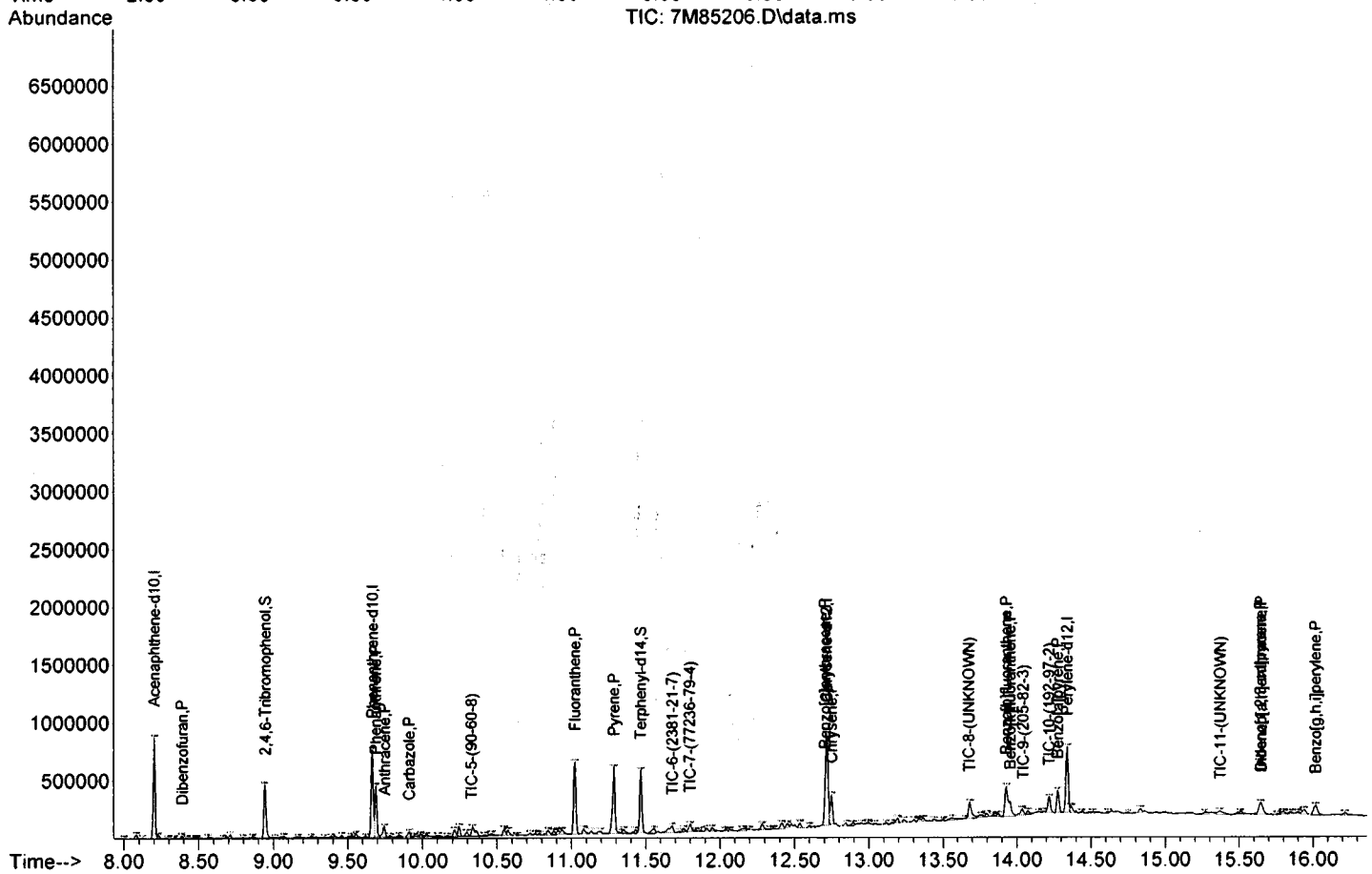
Abundance
TIC: 7M85206.D\data.ms
Acenaphthene-d10,I
Dibenzofuran,P
2,4,6-Tribromophenol,S
Anthracene,P
Carbazole,P
TIC-5-(90-60-8)
Fluoranthene,P
Pyrene,P
Terphenyl-d14,S
TIC-6-(2381-21-7)
TIC-7-(77236-79-4)
TIC-8-(UNKNOWN)
TIC-9-(205-82-3)
TIC-11-(UNKNOWN)
Benzo[g,h,i]perylene,P
Time-->

Form1

ORGANICS SEMIVOLATILE REPORT

Sample Number: AC98737-009(3X)
Client Id: SB-24
Data File: 7M85242.D
Analysis Date: 07/05/17 13:56
Date Rec/Extracted: 06/29/17-07/02/17
Column: DB-5MS 30M 0.250mm ID 0.25um film

Method: EPA 8270D
Matrix: Soil
Initial Vol: 30g
Final Vol: 0.5ml
Dilution: 3
Solids: 86

Units: mg/Kg

Cas #	Compound	RL	Conc	Cas #	Compound	RL	Conc
92-52-4	1,1'-Biphenyl	0.12	U	**205-99-2**	**Benzo[b]fluoranthene**	**0.12**	**0.64**
95-94-3	1,2,4,5-Tetrachlorobenzene	0.12	U	**191-24-2**	**Benzo[g,h,i]perylene**	**0.12**	**0.98**
58-90-2	2,3,4,6-Tetrachlorophenol	0.12	U	**207-08-9**	**Benzo[k]fluoranthene**	**0.12**	**0.21**
95-95-4	2,4,5-Trichlorophenol	0.12	U	111-91-1	bis(2-Chloroethoxy)methan	0.12	U
88-06-2	2,4,6-Trichlorophenol	0.12	U	111-44-4	bis(2-Chloroethyl)ether	0.029	U
120-83-2	2,4-Dichlorophenol	0.029	U	108-60-1	bis(2-chloroisopropyl)ether	0.12	U
105-67-9	2,4-Dimethylphenol	0.029	U	**117-81-7**	**bis(2-Ethylhexyl)phthalate**	**0.12**	**0.33**
51-28-5	2,4-Dinitrophenol	0.58	U	85-68-7	Butylbenzylphthalate	0.12	U
121-14-2	2,4-Dinitrotoluene	0.12	U	105-60-2	Caprolactam	0.12	U
606-20-2	2,6-Dinitrotoluene	0.12	U	86-74-8	Carbazole	0.12	U
91-58-7	2-Chloronaphthalene	0.12	U	**218-01-9**	**Chrysene**	**0.12**	**0.82**
95-57-8	2-Chlorophenol	0.12	U	**53-70-3**	**Dibenzo[a,h]anthracene**	**0.12**	**0.23**
91-57-6	2-Methylnaphthalene	0.12	U	132-64-9	Dibenzofuran	0.029	U
95-48-7	2-Methylphenol	0.029	U	84-66-2	Diethylphthalate	0.12	U
88-74-4	2-Nitroaniline	0.12	U	131-11-3	Dimethylphthalate	0.12	U
88-75-5	2-Nitrophenol	0.12	U	84-74-2	Di-n-butylphthalate	0.029	U
106-44-5	3&4-Methylphenol	0.029	U	117-84-0	Di-n-octylphthalate	0.12	U
91-94-1	3,3'-Dichlorobenzidine	0.12	U	**206-44-0**	**Fluoranthene**	**0.12**	**0.69**
99-09-2	3-Nitroaniline	0.12	U	86-73-7	Fluorene	0.12	U
534-52-1	4,6-Dinitro-2-methylphenol	0.58	U	118-74-1	Hexachlorobenzene	0.12	U
101-55-3	4-Bromophenyl-phenylether	0.12	U	87-68-3	Hexachlorobutadiene	0.12	U
59-50-7	4-Chloro-3-methylphenol	0.12	U	77-47-4	Hexachlorocyclopentadiene	0.27	U
106-47-8	4-Chloroaniline	0.029	U	67-72-1	Hexachloroethane	0.12	U
7005-72-3	4-Chlorophenyl-phenylether	0.12	U	**193-39-5**	**Indeno[1,2,3-cd]pyrene**	**0.12**	**0.39**
100-01-6	4-Nitroaniline	0.12	U	78-59-1	Isophorone	0.12	U
100-02-7	4-Nitrophenol	0.12	U	91-20-3	Naphthalene	0.029	U
83-32-9	Acenaphthene	0.12	U	98-95-3	Nitrobenzene	0.12	U
208-96-8	Acenaphthylene	0.12	U	621-64-7	N-Nitroso-di-n-propylamine	0.029	U
98-86-2	Acetophenone	0.12	U	86-30-6	n-Nitrosodiphenylamine	0.12	U
120-12-7	Anthracene	0.12	U	87-86-5	Pentachlorophenol	0.58	U
1912-24-9	Atrazine	0.12	U	**85-01-8**	**Phenanthrene**	**0.12**	**0.32**
100-52-7	Benzaldehyde	0.12	U	108-95-2	Phenol	0.12	U
56-55-3	**Benzo[a]anthracene**	**0.12**	**0.55**	**129-00-0**	**Pyrene**	**0.12**	**0.76**
50-32-8	**Benzo[a]pyrene**	**0.12**	**0.78**				

Worksheet #: 429505 *Total Target Concentration* 6.7 ColumnID: (^) Indicates results from 2nd column

U - Indicates the compound was analyzed but not detected.
B - Indicates the analyte was found in the blank as well as in the sample.
E - Indicates the analyte concentration exceeds the calibration range of the instrument.
R - Retention Time Out
J - Indicates an estimated value when a compound is detected at less than the specified detection limit.
d - Pesticide %Diff>40% between columns due to coelution. Lower concentration usea
N-Nitrosodiphenylamine decomposes in the GC inlet and is detected as diphenylamine
Chlordane (Total) is sum of a-Chlordane and y-Chlordane.

Quantitation Report (QT Reviewed)

7062915 0179

SampleID : AC98737-009(3X) Operator : AH/JB Qt Meth : 7M_0605.M
Data File: 7M85242.D Sam Mult : 1 Vial# : 11 Qt On : 07/06/17 07:52
Acq On : 07/ 5/17 13:56 Misc : S,BNA:3 Qt Upd On: 06/07/17 10:00

Data Path : G:\GcMsData\2017\GCMS_7\Data\07-05-17\
Qt Path : G:\GCMSDATA\2017\GCMS_7\METHODQT\
Qt Resp Via : Initial Calibration

Compound	R.T.	QIon	Response	Conc	Units	Dev(Min)
Internal Standards						
7) 1,4-Dioxane-d8(INT)	2.498	96	46812	40.00	ng	-0.04
21) 1,4-Dichlorobenzene-d4	5.778	152	79876	40.00	ng	-0.03
31) Naphthalene-d8	6.787	136	297767	40.00	ng	-0.03
50) Acenaphthene-d10	8.208	164	175566	40.00	ng	-0.05
77) Phenanthrene-d10	9.667	188	310769	40.00	ng	-0.04
91) Chrysene-d12	12.723	240	300917	40.00	ng	-0.03
103) Perylene-d12	14.363	264	319037	40.00	ng	-0.01
System Monitoring Compounds						
11) 2-Fluorophenol	4.592	112	58360	20.76	ng	-0.02
Spiked Amount 100.000			Recovery = 20.76%			
16) Phenol-d5	5.473	99	76042	20.70	ng	-0.02
Spiked Amount 100.000			Recovery = 20.70%			
32) Nitrobenzene-d5	6.221	128	13914	11.48	ng	-0.03
Spiked Amount 50.000			Recovery = 22.96%			
55) 2-Fluorobiphenyl	7.621	172	66844	11.80	ng	-0.04
Spiked Amount 50.000			Recovery = 23.60%			
80) 2,4,6-Tribromophenol	8.951	330	17864	23.58	ng	-0.04
Spiked Amount 100.000			Recovery = 23.58%			
94) Terphenyl-d14	11.467	244	58226	13.27	ng	-0.04
Spiked Amount 50.000			Recovery = 26.54%			
Target Compounds						Qvalue
86) Phenanthrene	9.694	178	44832	5.4509	ng	99
90) Fluoranthene	11.029	202	107624	11.8596	ng	87
92) Pyrene	11.291	202	116359	13.1538	ng	85
100) Benzo[a]anthracene	12.712	228	74746m	9.4453	ng	
101) Chrysene	12.755	228	102597m	14.1002	ng	
102) bis(2-Ethylhexyl)phtha...	12.749	149	29468	5.6582	ng	92
105) Benzo[b]fluoranthene	13.946	252	98474m	11.0853	ng	
106) Benzo[k]fluoranthene	13.973	252	31734m	3.5696	ng	
107) Benzo[a]pyrene	14.299	252	113213	13.4288	ng	89
108) Indeno[1,2,3-cd]pyrene	15.677	276	63646	6.6751	ng	80
109) Dibenzo[a,h]anthracene	15.682	278	31268	3.9137	ng	82
110) Benzo[g,h,i]perylene	16.051	276	137080	16.7871	ng	76

(#) = qualifier out of range (m) = manual integration (+) = signals summed

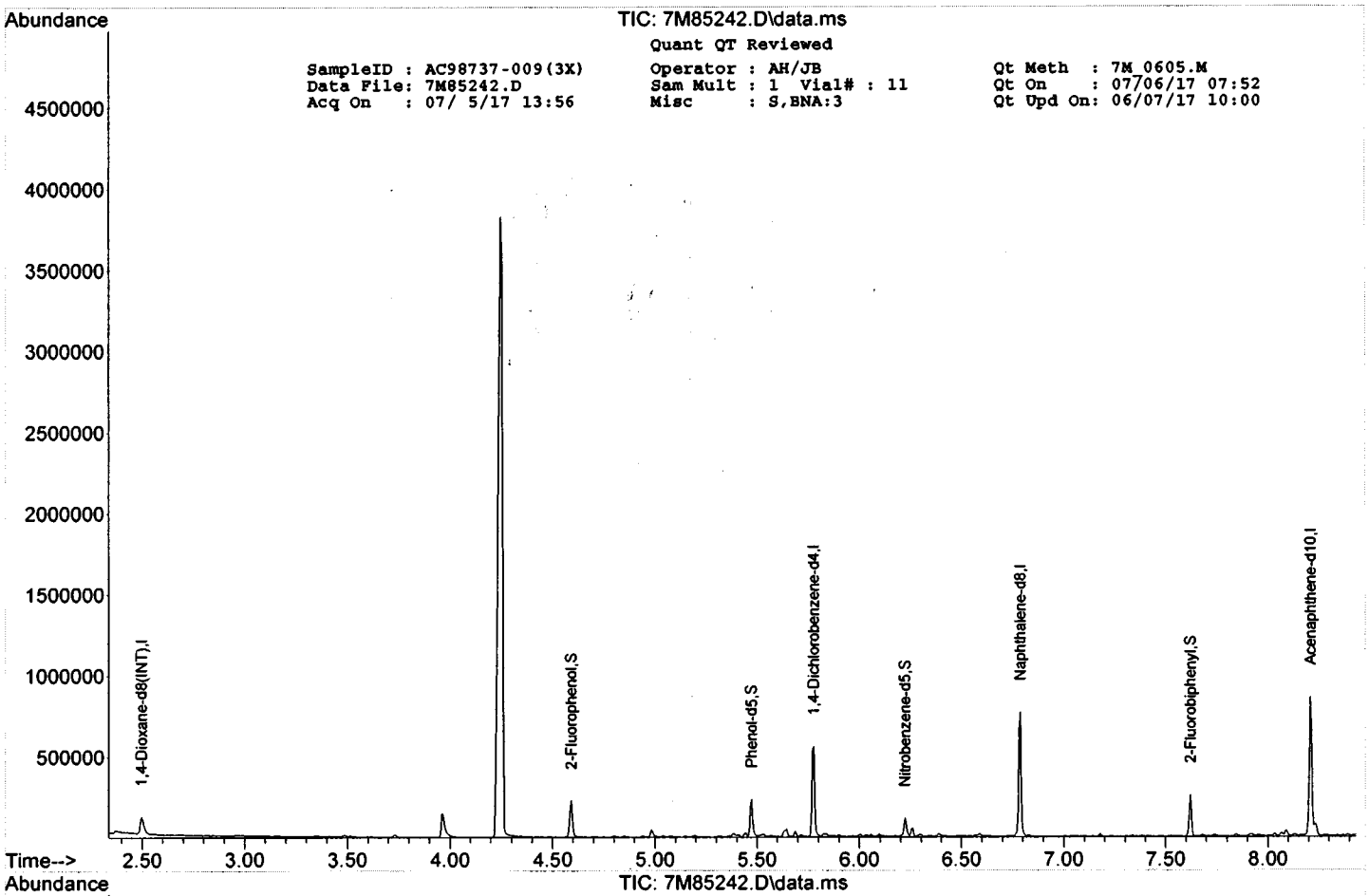
Abundance
TIC: 7M85242.D\data.ms
Quant QT Reviewed
SampleID : AC98737-009(3X)
Data File: 7M85242.D
Acq On : 07/ 5/17 13:56
Operator : AH/JB
Sam Mult : 1 Vial# : 11
Misc : S,BNA:3
Qt Meth : 7M_0605.M
Qt On : 07/06/17 07:52
Qt Upd On: 06/07/17 10:00
1,4-Dioxane-d8(INT),I
2-Fluorophenol,S
Phenol-d5,S
1,4-Dichlorobenzene-d4,I
Nitrobenzene-d5,S
Naphthalene-d8,I
2-Fluorobiphenyl,S
Acenaphthene-d10,I
Time-->

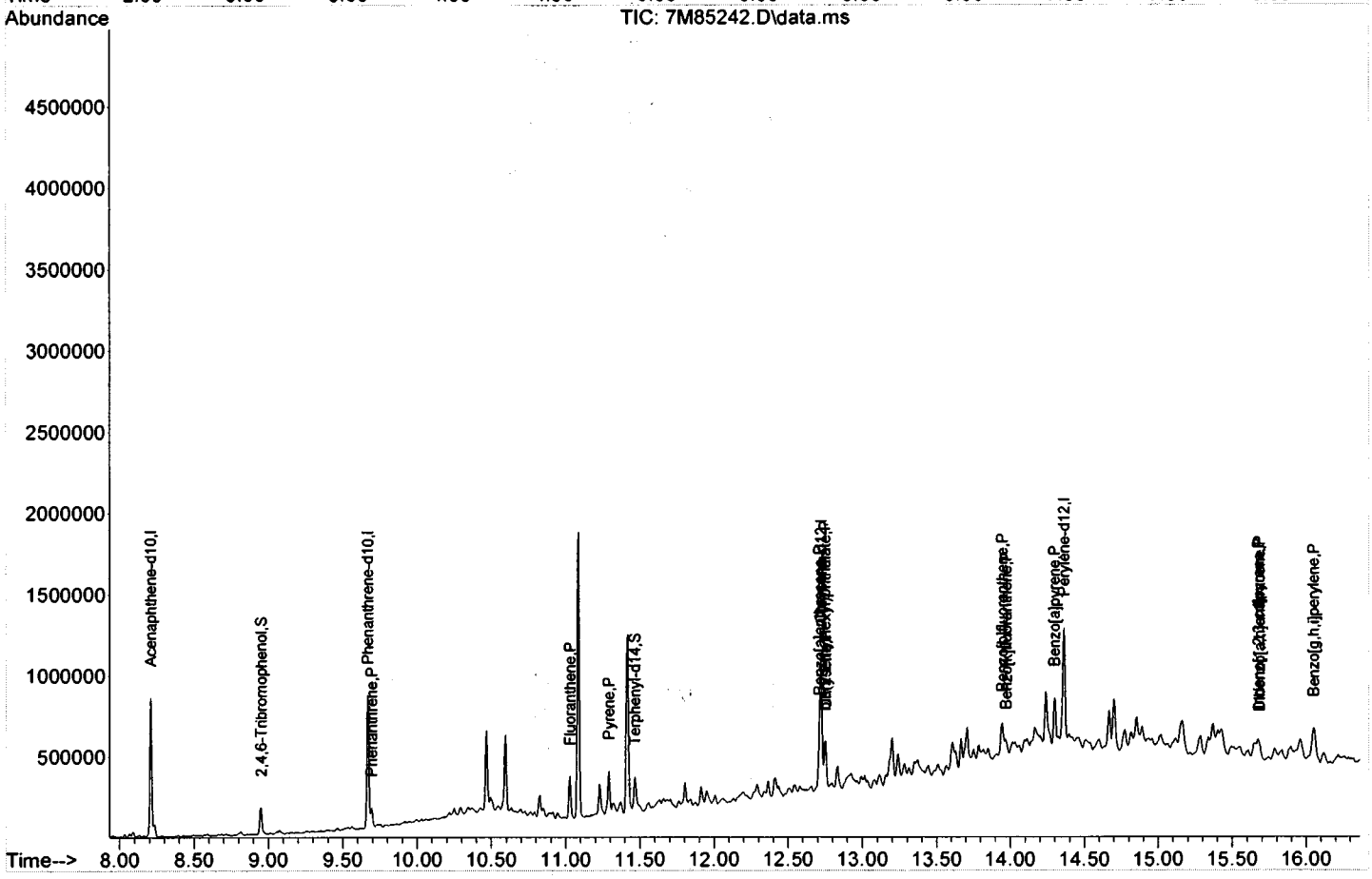
Abundance
TIC: 7M85242.D\data.ms
Acenaphthene-d10,I
2,4,6-Tribromophenol,S
Phenanthrene,P
Phenanthrene-d10,I
Fluoranthene,P
Pyrene,P
Terphenyl-d14,S
Benzo(a)pyrene,P
Perylene-d12,I
Benzo(g,h,i)perylene,P
Time-->

Form1

ORGANICS SEMIVOLATILE REPORT

Sample Number: SMB60326
Client Id:
Data File: 7M85187.D
Analysis Date: 07/03/17 09:38
Date Rec/Extracted: NA-07/02/17
Column: DB-5MS 30M 0.250mm ID 0.25um film

Method: EPA 8270D
Matrix: Soil
Initial Vol: 30g
Final Vol: 0.5ml
Dilution: 1
Solids: 100

Units: mg/Kg

Cas #	Compound	RL	Conc	Cas #	Compound	RL	Conc
92-52-4	1,1'-Biphenyl	0.033	U	205-99-2	Benzo[b]fluoranthene	0.033	U
95-94-3	1,2,4,5-Tetrachlorobenzene	0.033	U	191-24-2	Benzo[g,h,i]perylene	0.033	U
58-90-2	2,3,4,6-Tetrachlorophenol	0.033	U	207-08-9	Benzo[k]fluoranthene	0.033	U
95-95-4	2,4,5-Trichlorophenol	0.033	U	111-91-1	bis(2-Chloroethoxy)methan	0.033	U
88-06-2	2,4,6-Trichlorophenol	0.033	U	111-44-4	bis(2-Chloroethyl)ether	0.0083	U
120-83-2	2,4-Dichlorophenol	0.0083	U	108-60-1	bis(2-chloroisopropyl)ether	0.033	U
105-67-9	2,4-Dimethylphenol	0.0083	U	117-81-7	bis(2-Ethylhexyl)phthalate	0.033	U
51-28-5	2,4-Dinitrophenol	0.17	U	85-68-7	Butylbenzylphthalate	0.033	U
121-14-2	2,4-Dinitrotoluene	0.033	U	105-60-2	Caprolactam	0.033	U
606-20-2	2,6-Dinitrotoluene	0.033	U	86-74-8	Carbazole	0.033	U
91-58-7	2-Chloronaphthalene	0.033	U	218-01-9	Chrysene	0.033	U
95-57-8	2-Chlorophenol	0.033	U	53-70-3	Dibenzo[a,h]anthracene	0.033	U
91-57-6	2-Methylnaphthalene	0.033	U	132-64-9	Dibenzofuran	0.0083	U
95-48-7	2-Methylphenol	0.0083	U	84-66-2	Diethylphthalate	0.033	U
88-74-4	2-Nitroaniline	0.033	U	131-11-3	Dimethylphthalate	0.033	U
88-75-5	2-Nitrophenol	0.033	U	84-74-2	Di-n-butylphthalate	0.0083	U
106-44-5	3&4-Methylphenol	0.0083	U	117-84-0	Di-n-octylphthalate	0.033	U
91-94-1	3,3'-Dichlorobenzidine	0.033	U	206-44-0	Fluoranthene	0.033	U
99-09-2	3-Nitroaniline	0.033	U	86-73-7	Fluorene	0.033	U
534-52-1	4,6-Dinitro-2-methylphenol	0.17	U	118-74-1	Hexachlorobenzene	0.033	U
101-55-3	4-Bromophenyl-phenylether	0.033	U	87-68-3	Hexachlorobutadiene	0.033	U
59-50-7	4-Chloro-3-methylphenol	0.033	U	77-47-4	Hexachlorocyclopentadiene	0.079	U
106-47-8	4-Chloroaniline	0.0083	U	67-72-1	Hexachloroethane	0.033	U
7005-72-3	4-Chlorophenyl-phenylether	0.033	U	193-39-5	Indeno[1,2,3-cd]pyrene	0.033	U
100-01-6	4-Nitroaniline	0.033	U	78-59-1	Isophorone	0.033	U
100-02-7	4-Nitrophenol	0.033	U	91-20-3	Naphthalene	0.0083	U
83-32-9	Acenaphthene	0.033	U	98-95-3	Nitrobenzene	0.033	U
208-96-8	Acenaphthylene	0.033	U	621-64-7	N-Nitroso-di-n-propylamine	0.0083	U
98-86-2	Acetophenone	0.033	U	86-30-6	n-Nitrosodiphenylamine	0.033	U
120-12-7	Anthracene	0.033	U	87-86-5	Pentachlorophenol	0.17	U
1912-24-9	Atrazine	0.033	U	85-01-8	Phenanthrene	0.033	U
100-52-7	Benzaldehyde	0.033	U	108-95-2	Phenol	0.033	U
56-55-3	Benzo[a]anthracene	0.033	U	129-00-0	Pyrene	0.033	U
50-32-8	Benzo[a]pyrene	0.033	U				

Worksheet #: 429505

Total Target Concentration 0

ColumnID: (^) Indicates results from 2nd column

U - Indicates the compound was analyzed but not detected.
B - Indicates the analyte was found in the blank as well as in the sample.
E - Indicates the analyte concentration exceeds the calibration range of the instrument.
R - Retention Time Out
J - Indicates an estimated value when a compound is detected at less than the specified detection limit.
d - Pesticide %Diff>40% between columns due to coelution. Lower concentration usea
N-Nitrosodiphenylamine decomposes in the GC inlet and is detected as diphenylamine
Chlordane (Total) is sum of a-Chlordane and y-Chlordane.

Quantitation Report (QT/LSC Reviewed)

7062915 0182

SampleID : SMB60326 Operator : AH/JB Qt Meth : 7M_0605.M
Data File: 7M85187.D Sam Mult : 1 Vial# : 3 Qt On : 07/03/17 10:21
Acq On : 07/ 3/17 09:38 Misc : S,BNA Qt Upd On: 06/07/17 10:00

Data Path : G:\GcMsData\2017\GCMS_7\Data\07-03-17\
Qt Path : G:\GCMSDATA\2017\GCMS_7\METHODQT\
Qt Resp Via : Initial Calibration

Compound	R.T.	QIon	Response	Conc Units	Dev(Min)
Internal Standards					
7) 1,4-Dioxane-d8(INT)	2.497	96	36278	40.00 ng	-0.04
21) 1,4-Dichlorobenzene-d4	5.778	152	72433	40.00 ng	-0.03
31) Naphthalene-d8	6.787	136	283897	40.00 ng	-0.03
50) Acenaphthene-d10	8.208	164	169353	40.00 ng	-0.05
77) Phenanthrene-d10	9.667	188	298080	40.00 ng	-0.04
91) Chrysene-d12	12.717	240	275503	40.00 ng	-0.03
103) Perylene-d12	14.346	264	236951	40.00 ng	-0.03
System Monitoring Compounds					
11) 2-Fluorophenol	4.592	112	180436	82.81 ng	-0.02
Spiked Amount 100.000			Recovery = 82.81%		
16) Phenol-d5	5.468	99	235695	82.78 ng	-0.02
Spiked Amount 100.000			Recovery = 82.78%		
32) Nitrobenzene-d5	6.221	128	42408	36.69 ng	-0.03
Spiked Amount 50.000			Recovery = 73.38%		
55) 2-Fluorobiphenyl	7.621	172	208195	38.10 ng	-0.04
Spiked Amount 50.000			Recovery = 76.20%		
80) 2,4,6-Tribromophenol	8.951	330	47143	64.88 ng	-0.04
Spiked Amount 100.000			Recovery = 64.88%		
94) Terphenyl-d14	11.467	244	159935	39.82 ng	-0.04
Spiked Amount 50.000			Recovery = 79.64%		

Target Compounds Qvalue

(#) = qualifier out of range (m) = manual integration (+) = signals summed


Abundance
TIC: 7M85187.D\data.ms
Quant QT/LSC Reviewed
SampleID : SMB60326
Data File: 7M85187.D
Acq On : 07/ 3/17 09:38
Operator : AH/JB
Sam Mult : 1 Vial# : 3
Misc : S,BNA
Qt Meth : 7M_0605.M
Qt On : 07/03/17 10:21
Qt Upd On: 06/07/17 10:00
1,4-Dioxane-d8(INT),I
2-Fluorophenol,S
Phenol-d5,S
1,4-Dichlorobenzene-d4,I
Nitrobenzene-d5,S
Naphthalene-d8,I
2-Fluorobiphenyl,S
Acenaphthene-d10,I
2,4,6-Tribromophenol,S
Phenanthrene-d10,I
Terphenyl-d14,S
Chrysene-d12,I
Perylene-d12,I
Time-->

Form1

ORGANICS SEMIVOLATILE REPORT

Sample Number: SMB60326
Client Id:
Data File: 7M85187.D
Analysis Date: 07/03/17 09:38
Date Rec/Extracted: NA-07/02/17
Column: DB-5MS 30M 0.250mm ID 0.25um film

Method: EPA 8270D
Matrix: Soil
Initial Vol: 30g
Final Vol: 0.5ml
Dilution: 1
Solids: 100

Units: mg/Kg

Cas #	Compound	RL	Conc	Cas #	Compound	RL	Conc
92-52-4	1,1'-Biphenyl	0.033	U	205-99-2	Benzo[b]fluoranthene	0.033	U
95-94-3	1,2,4,5-Tetrachlorobenzene	0.033	U	191-24-2	Benzo[g,h,i]perylene	0.033	U
58-90-2	2,3,4,6-Tetrachlorophenol	0.033	U	207-08-9	Benzo[k]fluoranthene	0.033	U
95-95-4	2,4,5-Trichlorophenol	0.033	U	111-91-1	bis(2-Chloroethoxy)methan	0.033	U
88-06-2	2,4,6-Trichlorophenol	0.033	U	111-44-4	bis(2-Chloroethyl)ether	0.0083	U
120-83-2	2,4-Dichlorophenol	0.0083	U	108-60-1	bis(2-chloroisopropyl)ether	0.033	U
105-67-9	2,4-Dimethylphenol	0.0083	U	117-81-7	bis(2-Ethylhexyl)phthalate	0.033	U
51-28-5	2,4-Dinitrophenol	0.17	U	85-68-7	Butylbenzylphthalate	0.033	U
121-14-2	2,4-Dinitrotoluene	0.033	U	105-60-2	Caprolactam	0.033	U
606-20-2	2,6-Dinitrotoluene	0.033	U	86-74-8	Carbazole	0.033	U
91-58-7	2-Chloronaphthalene	0.033	U	218-01-9	Chrysene	0.033	U
95-57-8	2-Chlorophenol	0.033	U	53-70-3	Dibenzo[a,h]anthracene	0.033	U
91-57-6	2-Methylnaphthalene	0.033	U	132-64-9	Dibenzofuran	0.0083	U
95-48-7	2-Methylphenol	0.0083	U	84-66-2	Diethylphthalate	0.033	U
88-74-4	2-Nitroaniline	0.033	U	131-11-3	Dimethylphthalate	0.033	U
88-75-5	2-Nitrophenol	0.033	U	84-74-2	Di-n-butylphthalate	0.0083	U
106-44-5	3&4-Methylphenol	0.0083	U	117-84-0	Di-n-octylphthalate	0.033	U
91-94-1	3,3'-Dichlorobenzidine	0.033	U	206-44-0	Fluoranthene	0.033	U
99-09-2	3-Nitroaniline	0.033	U	86-73-7	Fluorene	0.033	U
534-52-1	4,6-Dinitro-2-methylphenol	0.17	U	118-74-1	Hexachlorobenzene	0.033	U
101-55-3	4-Bromophenyl-phenylether	0.033	U	87-68-3	Hexachlorobutadiene	0.033	U
59-50-7	4-Chloro-3-methylphenol	0.033	U	77-47-4	Hexachlorocyclopentadiene	0.079	U
106-47-8	4-Chloroaniline	0.0083	U	67-72-1	Hexachloroethane	0.033	U
7005-72-3	4-Chlorophenyl-phenylether	0.033	U	193-39-5	Indeno[1,2,3-cd]pyrene	0.033	U
100-01-6	4-Nitroaniline	0.033	U	78-59-1	Isophorone	0.033	U
100-02-7	4-Nitrophenol	0.033	U	91-20-3	Naphthalene	0.0083	U
83-32-9	Acenaphthene	0.033	U	98-95-3	Nitrobenzene	0.033	U
208-96-8	Acenaphthylene	0.033	U	621-64-7	N-Nitroso-di-n-propylamine	0.0083	U
98-86-2	Acetophenone	0.033	U	86-30-6	n-Nitrosodiphenylamine	0.033	U
120-12-7	Anthracene	0.033	U	87-86-5	Pentachlorophenol	0.17	U
1912-24-9	Atrazine	0.033	U	85-01-8	Phenanthrene	0.033	U
100-52-7	Benzaldehyde	0.033	U	108-95-2	Phenol	0.033	U
56-55-3	Benzo[a]anthracene	0.033	U	129-00-0	Pyrene	0.033	U
50-32-8	Benzo[a]pyrene	0.033	U				

Worksheet #: 429187

Total Target Concentration 0

ColumnID: (^) Indicates results from 2nd column

U - Indicates the compound was analyzed but not detected.
B - Indicates the analyte was found in the blank as well as in the sample.
E - Indicates the analyte concentration exceeds the calibration range of the instrument.
R - Retention Time Out
J - Indicates an estimated value when a compound is detected at less than the specified detection limit.
d - Pesticide %Diff>40% between columns due to coelution. Lower concentration used

N-Nitrosodiphenylamine decomposes in the GC inlet and is detected as diphenylamine

Chlordane (Total) is sum of a-Chlordane and y-Chlordane.

Form1e

ORGANICS SEMIVOLATILE REPORT
Tentatively Identified Compounds

Sample Number: SMB60326
Client Id:
Data File: 7M85187.D
Analysis Date: 07/03/17 09:38
Date Rec/Extracted: NA-07/02/17

Matrix: Soil
Initial Vol: 30g
Final Vol: 0.5ml
Dilution: 1
Solids: 100
Method: EPA 8270D

Units: mg/Kg

	Cas #	Compound	RT	Conc
1		unknown	3.96	0.82 J
2	123-42-2	2-Pentanone, 4-hydroxy-4-methyl-	4.27	21 JA
3		unknown	4.98	0.18 J

Worksheet #: 429187 *Total Tentatively Identified Concentration* 22

A - Indicates an aldol condensate.
J - Indicates an estimated value.
B - Indicates the analyte was found in the blank as well as in the sample.
Y - Indicates the analyte was found in the blank at <10% of the concentration of the sample.
<10% - Indicates the analyte was found in the blank at < 10% of nearest Internal Standard

Quantitation Report (QT/LSC Reviewed)

7062915 0186

SampleID : SMB60326 Operator : AH/JB Qt Meth : 7M_0605.M
Data File: 7M85187.D Sam Mult : 1 Vial# : 3 Qt On : 07/03/17 10:21
Acq On : 07/ 3/17 09:38 Misc : S,BNA Qt Upd On: 06/07/17 10:00

Data Path : G:\GcMsData\2017\GCMS_7\Data\07-03-17\
Qt Path : G:\GCMSDATA\2017\GCMS_7\METHODQT\
Qt Resp Via : Initial Calibration

Compound	R.T.	QIon	Response	Conc Units	Dev(Min)
Internal Standards					
7) 1,4-Dioxane-d8(INT)	2.497	96	36278	40.00 ng	-0.04
21) 1,4-Dichlorobenzene-d4	5.778	152	72433	40.00 ng	-0.03
31) Naphthalene-d8	6.787	136	283897	40.00 ng	-0.03
50) Acenaphthene-d10	8.208	164	169353	40.00 ng	-0.05
77) Phenanthrene-d10	9.667	188	298080	40.00 ng	-0.04
91) Chrysene-d12	12.717	240	275503	40.00 ng	-0.03
103) Perylene-d12	14.346	264	236951	40.00 ng	-0.03
System Monitoring Compounds					
11) 2-Fluorophenol	4.592	112	180436	82.81 ng	-0.02
Spiked Amount 100.000			Recovery = 82.81%		
16) Phenol-d5	5.468	99	235695	82.78 ng	-0.02
Spiked Amount 100.000			Recovery = 82.78%		
32) Nitrobenzene-d5	6.221	128	42408	36.69 ng	-0.03
Spiked Amount 50.000			Recovery = 73.38%		
55) 2-Fluorobiphenyl	7.621	172	208195	38.10 ng	-0.04
Spiked Amount 50.000			Recovery = 76.20%		
80) 2,4,6-Tribromophenol	8.951	330	47143	64.88 ng	-0.04
Spiked Amount 100.000			Recovery = 64.88%		
94) Terphenyl-d14	11.467	244	159935	39.82 ng	-0.04
Spiked Amount 50.000			Recovery = 79.64%		
Target Compounds					Qvalue
Library Search Internal Standards TIC Results					
1) 1,4-Dichlorobenzene-d4	5.772		436519	40.00 ng	--
2) Naphthalene-d8	6.787		597629	40.00 ng	--
3) Acenaphthene-d10	8.208		699508	40.00 ng	--
4) Phenanthrene-d10	9.667		747418	40.00 ng	--
5) Chrysene-d12	12.717		741699	40.00 ng	--
6) Perylene-d12	14.347		694392	40.00 ng	--
Library Search Compounds					
1) UNKNOWN	3.960		537857	49.29 ng	--
2) 123-42-2	4.270		13647668	1250.59 ng	56
3) UNKNOWN	4.980		120803	11.07 ng	--

(#) = qualifier out of range (m) = manual integration (+) = signals summed

Ku

TIC: 7M85187.D\data.ms

Quant QT/LSC Reviewed

SampleID : SMB60326
Data File: 7M85187.D
Acq On : 07/ 3/17 09:38

Operator : AH/JB
Sam Mult : 1 Vial# : 3
Misc : S,BNA

Qt Meth : 7M_0605.M
Qt On : 07/03/17 10:21
Qt Upd On: 06/07/17 10:00



Form1

ORGANICS SEMIVOLATILE REPORT

Sample Number: SMB60326
Client Id:
Data File: 7M85187.D
Analysis Date: 07/03/17 09:38
Date Rec/Extracted: NA-07/02/17
Column: DB-5MS 30M 0.250mm ID 0.25um film

Method: EPA 8270D
Matrix: Soil
Initial Vol: 30g
Final Vol: 0.5ml
Dilution: 1
Solids: 100

Units: mg/Kg

Cas #	Compound	RL	Conc	Cas #	Compound	RL	Conc
91-57-6	2-Methylnaphthalene	0.033	U	218-01-9	Chrysene	0.033	U
83-32-9	Acenaphthene	0.033	U	53-70-3	Dibenzo[a,h]anthracene	0.033	U
208-96-8	Acenaphthylene	0.033	U	206-44-0	Fluoranthene	0.033	U
120-12-7	Anthracene	0.033	U	86-73-7	Fluorene	0.033	U
56-55-3	Benzo[a]anthracene	0.033	U	193-39-5	Indeno[1,2,3-cd]pyrene	0.033	U
50-32-8	Benzo[a]pyrene	0.033	U	91-20-3	Naphthalene	0.0083	U
205-99-2	Benzo[b]fluoranthene	0.033	U	85-01-8	Phenanthrene	0.033	U
191-24-2	Benzo[g,h,i]perylene	0.033	U	129-00-0	Pyrene	0.033	U
207-08-9	Benzo[k]fluoranthene	0.033	U				

Worksheet #: 429456

Total Target Concentration 0

ColumnID: (^) Indicates results from 2nd column

U - Indicates the compound was analyzed but not detected.
B - Indicates the analyte was found in the blank as well as in the sample.
E - Indicates the analyte concentration exceeds the calibration range of the instrument.

R - Retention Time Out
J - Indicates an estimated value when a compound is detected at less than the specified detection limit.
d - Pesticide %Diff>40% between columns due to coelution. Lower concentration usea
Chlordane (Total) is sum of a-Chlordane and y-Chlordane.

Quantitation Report (QT/LSC Reviewed)

7062915 0189

SampleID : SMB60326 Operator : AH/JB Qt Meth : 7M_0605.M
Data File: 7M85187.D Sam Mult : 1 Vial# : 3 Qt On : 07/03/17 10:21
Acq On : 07/ 3/17 09:38 Misc : S,BNA Qt Upd On: 06/07/17 10:00

Data Path : G:\GcMsData\2017\GCMS_7\Data\07-03-17\
Qt Path : G:\GCMSDATA\2017\GCMS_7\METHODQT\
Qt Resp Via : Initial Calibration

Compound	R.T.	QIon	Response	Conc Units	Dev(Min)
Internal Standards					
7) 1,4-Dioxane-d8(INT)	2.497	96	36278	40.00 ng	-0.04
21) 1,4-Dichlorobenzene-d4	5.778	152	72433	40.00 ng	-0.03
31) Naphthalene-d8	6.787	136	283897	40.00 ng	-0.03
50) Acenaphthene-d10	8.208	164	169353	40.00 ng	-0.05
77) Phenanthrene-d10	9.667	188	298080	40.00 ng	-0.04
91) Chrysene-d12	12.717	240	275503	40.00 ng	-0.03
103) Perylene-d12	14.346	264	236951	40.00 ng	-0.03
System Monitoring Compounds					
11) 2-Fluorophenol	4.592	112	180436	82.81 ng	-0.02
Spiked Amount 100.000			Recovery = 82.81%		
16) Phenol-d5	5.468	99	235695	82.78 ng	-0.02
Spiked Amount 100.000			Recovery = 82.78%		
32) Nitrobenzene-d5	6.221	128	42408	36.69 ng	-0.03
Spiked Amount 50.000			Recovery = 73.38%		
55) 2-Fluorobiphenyl	7.621	172	208195	38.10 ng	-0.04
Spiked Amount 50.000			Recovery = 76.20%		
80) 2,4,6-Tribromophenol	8.951	330	47143	64.88 ng	-0.04
Spiked Amount 100.000			Recovery = 64.88%		
94) Terphenyl-d14	11.467	244	159935	39.82 ng	-0.04
Spiked Amount 50.000			Recovery = 79.64%		

Target Compounds Qvalue

(#) = qualifier out of range (m) = manual integration (+) = signals summed

16

TIC: 7M85187.D\data.ms

Quant QT/LSC Reviewed

SampleID : SMB60326
Data File: 7M85187.D
Acq On : 07/ 3/17 09:38

Operator : AH/JB
Sam Mult : 1 Vial# : 3
Misc : S,BNA

Qt Meth : 7M_0605.M
Qt On : 07/03/17 10:21
Qt Upd On: 06/07/17 10:00



FORM2

Surrogate Recovery

Method: EPA 8270D

Dfile	Sample#	Matrix	Date/Time	Surr Dil	Dilute Out Flag	Column1 S1 Recov	Column1 S2 Recov	Column1 S3 Recov	Column1 S4 Recov	Column1 S5 Recov	Column1 S6 Recov
7M85187.D	SMB60326	S	07/03/17 09:38	1		83	83	73	76	65	80
7M85215.D	AC98737-001	S	07/03/17 20:56	1		72	74	75	77	75	82
7M85242.D	AC98737-009(3X)	S	07/05/17 13:56	3		62	62	69	71	71	80
7M85211.D	AC98625-007(5X)(MS)	S	07/03/17 19:23	5		65	68	93	69	67	78
7M85212.D	AC98625-007(5X)(MSD)	S	07/03/17 19:46	5	~~SD~~ JRM 7/7/17	72	78	135 *	77	74	85
7M85240.D	AC98625-007(5X)	S	07/05/17 13:10	5		57	64	114	69	50	72
9M78914.D	SMB60326(MS)	S	07/03/17 09:54	1		86	80	86	90	79	97

Flags: SD=Surrogate diluted out
*=Surrogate out

Method: EPA 8270D

Soil Laboratory Limits

Compound	Spike Amt	Limits
S1=2-Fluorophenol	100	43-128
S2=Phenol-d5	100	49-129
S3=Nitrobenzene-d5	50	52-129
S4=2-Fluorobiphenyl	50	58-125
S5=2,4,6-Tribromophenol	100	54-145
S6=Terphenyl-d14	50	58-148

FORM2

Surrogate Recovery

Method: EPA 8270D

Dfile	Sample#	Matrix	Date/Time	Surr Dil	Dilute Out Flag	Column1 S1 Recov	Column1 S2 Recov	Column1 S3 Recov	Column1 S4 Recov	Column1 S5 Recov	Column1 S6 Recov
7M85187.D	SMB60326	S	07/03/17 09:38	1		83	83	73	76	65	80
7M85206.D	AC98737-008	S	07/03/17 17:26	1		56	60	56	63	68	75
7M85210.D	AC98625-007(5X)	S	07/03/17 19:00	5	~~SD~~	46	47*	151*	55*	46*	61
7M85211.D	AC98625-007(5X)(MS)	S	07/03/17 19:23	5		65	68	93	69	67	78
7M85212.D	AC98625-007(5X)(MSD)	S	07/03/17 19:46	5	~~SD~~ JPm 7/6/17	72	78	135*	77	74	85
9M78914.D	SMB60326(MS)	S	07/03/17 09:54	1		86	80	86	90	79	97

Flags: SD=Surrogate diluted out
*=Surrogate out

Method: EPA 8270D

Soil Laboratory Limits

Compound	Spike Amt	Limits
S1=2-Fluorophenol	100	43-128
S2=Phenol-d5	100	49-129
S3=Nitrobenzene-d5	50	52-129
S4=2-Fluorobiphenyl	50	58-125
S5=2,4,6-Tribromophenol	100	54-145
S6=Terphenyl-d14	50	58-148

FORM2

Surrogate Recovery

Method: EPA 8270D

Dfile	Sample#	Matrix	Date/Time	Surr Dil	Dilute Out Flag	Column1 S1 Recov	Column1 S2 Recov	Column1 S3 Recov	Column1 S4 Recov	Column1 S5 Recov	Column1 S6 Recov
7M85187.D	SMB60326	S	07/03/17 09:38	1		NA	NA	73	76	NA	80
7M85216.D	AC98737-002	S	07/03/17 21:19	1		NA	NA	77	82	NA	85
9M78915.D	AC98737-003	S	07/03/17 10:35	1		NA	NA	53	65	NA	87
9M78916.D	AC98737-005	S	07/03/17 10:58	1		NA	NA	67	77	NA	92
7M85228.D	AC98737-006(5X)	S	07/04/17 01:54	5		NA	NA	66	74	NA	79
9M78917.D	AC98737-007	S	07/03/17 11:21	1		NA	NA	58	69	NA	84
7M85211.D	AC98625-007(5X)(MS)	S	07/03/17 19:23	5		NA	NA	93	69	NA	78
7M85212.D	AC98625-007(5X)(MSD)	S	07/03/17 19:46	5	~~SD~~ JRM 7/7/17	NA	NA	135*	77	NA	85
7M85240.D	AC98625-007(5X)	S	07/05/17 13:10	5		NA	NA	114	69	NA	72
9M78914.D	SMB60326(MS)	S	07/03/17 09:54	1		NA	NA	86	90	NA	97

Flags: SD=Surrogate diluted out
*=Surrogate out

Method: EPA 8270D

Soil Laboratory Limits

Compound	Spike Amt	Limits
S1=2-Fluorophenol	100	43-128
S2=Phenol-d5	100	49-129
S3=Nitrobenzene-d5	50	52-129
S4=2-Fluorobiphenyl	50	58-125
S5=2,4,6-Tribromophenol	100	54-145
S6=Terphenyl-d14	50	58-148

Form3
Recovery Data Laboratory Limits
QC Batch: SMB60326

	Data File	Sample ID:	Analysis Date
Spike or Dup:	9M78914.D	SMB60326(MS)	7/3/2017 9:54:00 AM
Non Spike(If applicable):			
Inst Blank(If applicable):			

Method: 8270D Matrix: Soil QC Type: MBS

Analyte:	Col	Spike Conc	Sample Conc	Expected Conc	Recovery	Lower Limit	Upper Limit
Pyridine	1	21.788	0	50	44	1	150
N-Nitrosodimethylamine	1	34.9981	0	50	70	50	130
Benzaldehyde	1	58.0546	0	50	116	20	150
Aniline	1	27.0788	0	50	54	20	150
Pentachloroethane	1	31.6525	0	50	63	50	130
bis(2-Chloroethyl)ether	1	39.0609	0	50	78	50	130
Phenol	1	74.5462	0	100	75	20	150
2-Chlorophenol	1	79.0414	0	100	79	50	130
N-Decane	1	24.0949	0	50	48	20	130
1,3-Dichlorobenzene	1	36.3131	0	50	73	60	130
1,4-Dichlorobenzene	1	36.0583	0	50	72	60	130
1,2-Dichlorobenzene	1	35.8092	0	50	72	50	130
Benzyl alcohol	1	36.0658	0	50	72	20	130
bis(2-chloroisopropyl)ether	1	28.1705	0	50	56	40	130
2-Methylphenol	1	71.922	0	100	72	50	130
Acetophenone	1	41.5707	0	50	83	50	130
Hexachloroethane	1	33.8175	0	50	68	50	130
N-Nitroso-di-n-propylamine	1	29.3792	0	50	59	40	130
3&4-Methylphenol	1	74.4571	0	100	74	70	130
Nitrobenzene	1	38.4141	0	50	77	70	130
Isophorone	1	37.28	0	50	75	60	130
2-Nitrophenol	1	88.4504	0	100	88	70	130
2,4-Dimethylphenol	1	81.1617	0	100	81	50	130
Benzoic Acid	1	59.9386	0	100	60	20	130
bis(2-Chloroethoxy)methane	1	37.9735	0	50	76	60	130
2,4-Dichlorophenol	1	85.2542	0	100	85	70	130
1,2,4-Trichlorobenzene	1	42.1333	0	50	84	50	130
Naphthalene	1	35.9662	0	50	72	50	130
4-Chloroaniline	1	29.2526	0	50	59	10	150
Hexachlorobutadiene	1	43.2859	0	50	87	60	130
Caprolactam	1	40.0322	0	50	80	50	130
4-Chloro-3-methylphenol	1	81.8002	0	100	82	50	130
2-Methylnaphthalene	1	39.641	0	50	79	70	130
1-Methylnaphthalene	1	42.7683	0	50	86	70	130
1,1'-Biphenyl	1	43.5319	0	50	87	60	130
1,2,4,5-Tetrachlorobenzene	1	54.0947	0	50	108	70	130
Hexachlorocyclopentadiene	1	48.4127	0	50	97	20	160
2,4,6-Trichlorophenol	1	95.7801	0	100	96	70	130
2,4,5-Trichlorophenol	1	105.2375	0	100	105	70	130
2-Chloronaphthalene	1	41.2203	0	50	82	70	130
1,4-Dimethylnaphthalene	1	41.1942	0	50	82	70	130
Diphenyl Ether	1	51.4922	0	50	103	70	130
2-Nitroaniline	1	39.3499	0	50	79	50	130
Coumarin	1	36.4428	0	50	73	70	130
Acenaphthylene	1	40.3892	0	50	81	70	130
Dimethylphthalate	1	41.5148	0	50	83	70	130
2,6-Dinitrotoluene	1	38.0059	0	50	76	70	130
Acenaphthene	1	42.1069	0	50	84	50	130
3-Nitroaniline	1	30.7087	0	50	61	10	130
2,4-Dinitrophenol	1	69.8737	0	100	70	20	150
Dibenzofuran	1	43.6229	0	50	87	70	130
2,4-Dinitrotoluene	1	41.009	0	50	82	40	130
4-Nitrophenol	1	74.7177	0	100	75	20	150
2,3,4,6-Tetrachlorophenol	1	90.1336	0	100	90	70	130
Fluorene	1	39.2439	0	50	78	50	130
4-Chlorophenyl-phenylether	1	46.2627	0	50	93	70	130
Diethylphthalate	1	41.2479	0	50	82	70	130
4-Nitroaniline	1	35.6626	0	50	71	50	130
Atrazine	1	53.7695	0	50	108	50	130
4,6-Dinitro-2-methylphenol	1	85.1063	0	100	85	70	130
n-Nitrosodiphenylamine	1	32.9705	0	50	66	50	130

* - Indicates outside of limits # - Indicates outside of standard limits but within method exceedance limits

Form3
Recovery Data Laboratory Limits
QC Batch: SMB60326

1,2-Diphenylhydrazine	1	37.0241	0	50	74	70	130
4-Bromophenyl-phenylether	1	41.8358	0	50	84	70	130
Hexachlorobenzene	1	44.1313	0	50	88	70	130
N-Octadecane	1	34.4114	0	50	69*	70	130
Pentachlorophenol	1	71.1202	0	100	71	40	130
Phenanthrene	1	39.5014	0	50	79	70	130
Anthracene	1	37.2885	0	50	75	70	130
Carbazole	1	43.5956	0	50	87	70	130
Di-n-butylphthalate	1	37.3107	0	50	75	70	130
Fluoranthene	1	39.4406	0	50	79	70	130
Pyrene	1	44.0724	0	50	88	50	130
Benzidine	1	0	0	50	0*	1	130
Butylbenzylphthalate	1	40.7976	0	50	82	50	130
3,3'-Dichlorobenzidine	1	27.6825	0	50	55	10	130
Benzo[a]anthracene	1	41.9663	0	50	84	70	130
Chrysene	1	42.5828	0	50	85	60	130
bis(2-Ethylhexyl)phthalate	1	34.5217	0	50	69*	70	130
Di-n-octylphthalate	1	34.0567	0	50	68*	70	130
Benzo[b]fluoranthene	1	41.4004	0	50	83	70	130
Benzo[k]fluoranthene	1	40.4606	0	50	81	70	130
Benzo[a]pyrene	1	38.838	0	50	78	70	130
Indeno[1,2,3-cd]pyrene	1	45.5546	0	50	91	70	130
Dibenzo[a,h]anthracene	1	42.6518	0	50	85	60	130
Benzo[g,h,i]perylene	1	42.7658	0	50	86	70	130

* - Indicates outside of limits # - Indicates outside of standard limits but within method exceedance limits

Form3
Recovery Data Laboratory Limits
QC Batch: SMB60326

	Data File	Sample ID:	Analysis Date
Spike or Dup:	9M78914.D	SMB60326(MS)	7/3/2017 9:54:00 AM
Non Spike(If applicable):			
Inst Blank(If applicable):			

Method: 8270D Matrix: Soil QC Type: MBS

Analyte:	Col	Spike Conc	Sample Conc	Expected Conc	Recovery	Lower Limit	Upper Limit
Pyridine	1	21.788	0	50	44	1	150
N-Nitrosodimethylamine	1	34.9981	0	50	70	50	130
Benzaldehyde	1	58.0546	0	50	116	20	150
Aniline	1	27.0788	0	50	54	20	150
Pentachloroethane	1	31.6525	0	50	63	50	130
bis(2-Chloroethyl)ether	1	39.0609	0	50	78	50	130
Phenol	1	74.5462	0	100	75	20	150
2-Chlorophenol	1	79.0414	0	100	79	50	130
N-Decane	1	24.0949	0	50	48	20	130
1,3-Dichlorobenzene	1	36.3131	0	50	73	60	130
1,4-Dichlorobenzene	1	36.0583	0	50	72	60	130
1,2-Dichlorobenzene	1	35.8092	0	50	72	50	130
Benzyl alcohol	1	36.0658	0	50	72	20	130
bis(2-chloroisopropyl)ether	1	28.1705	0	50	56	40	130
2-Methylphenol	1	71.922	0	100	72	50	130
Acetophenone	1	41.5707	0	50	83	50	130
Hexachloroethane	1	33.8175	0	50	68	50	130
N-Nitroso-di-n-propylamine	1	29.3792	0	50	59	40	130
3&4-Methylphenol	1	74.4571	0	100	74	70	130
Nitrobenzene	1	38.4141	0	50	77	70	130
Isophorone	1	37.28	0	50	75	60	130
2-Nitrophenol	1	88.4504	0	100	88	70	130
2,4-Dimethylphenol	1	81.1617	0	100	81	50	130
Benzoic Acid	1	59.9386	0	100	60	20	130
bis(2-Chloroethoxy)methane	1	37.9735	0	50	76	60	130
2,4-Dichlorophenol	1	85.2542	0	100	85	70	130
1,2,4-Trichlorobenzene	1	42.1333	0	50	84	50	130
Naphthalene	1	35.9662	0	50	72	50	130
4-Chloroaniline	1	29.2526	0	50	59	10	150
Hexachlorobutadiene	1	43.2859	0	50	87	60	130
Caprolactam	1	40.0322	0	50	80	50	130
4-Chloro-3-methylphenol	1	81.8002	0	100	82	50	130
2-Methylnaphthalene	1	39.641	0	50	79	70	130
1-Methylnaphthalene	1	42.7683	0	50	86	70	130
1,1'-Biphenyl	1	43.5319	0	50	87	60	130
1,2,4,5-Tetrachlorobenzene	1	54.0947	0	50	108	70	130
Hexachlorocyclopentadiene	1	48.4127	0	50	97	20	160
2,4,6-Trichlorophenol	1	95.7801	0	100	96	70	130
2,4,5-Trichlorophenol	1	105.2375	0	100	105	70	130
2-Chloronaphthalene	1	41.2203	0	50	82	70	130
1,4-Dimethylnaphthalene	1	41.1942	0	50	82	70	130
Diphenyl Ether	1	51.4922	0	50	103	70	130
2-Nitroaniline	1	39.3499	0	50	79	50	130
Coumarin	1	36.4428	0	50	73	70	130
Acenaphthylene	1	40.3892	0	50	81	70	130
Dimethylphthalate	1	41.5148	0	50	83	70	130
2,6-Dinitrotoluene	1	38.0059	0	50	76	70	130
Acenaphthene	1	42.1069	0	50	84	50	130
3-Nitroaniline	1	30.7087	0	50	61	10	130
2,4-Dinitrophenol	1	69.8737	0	100	70	20	150
Dibenzofuran	1	43.6229	0	50	87	70	130
2,4-Dinitrotoluene	1	41.009	0	50	82	40	130
4-Nitrophenol	1	74.7177	0	100	75	20	150
2,3,4,6-Tetrachlorophenol	1	90.1336	0	100	90	70	130
Fluorene	1	39.2439	0	50	78	50	130
4-Chlorophenyl-phenylether	1	46.2627	0	50	93	70	130
Diethylphthalate	1	41.2479	0	50	82	70	130
4-Nitroaniline	1	35.6626	0	50	71	50	130
Atrazine	1	53.7695	0	50	108	50	130
4,6-Dinitro-2-methylphenol	1	85.1063	0	100	85	70	130
n-Nitrosodiphenylamine	1	32.9705	0	50	66	50	130

* - Indicates outside of limits # - Indicates outside of standard limits but within method exceedance limits

Form3
Recovery Data Laboratory Limits
QC Batch: SMB60326

1,2-Diphenylhydrazine	1	37.0241	0	50	74	70	130
4-Bromophenyl-phenylether	1	41.8358	0	50	84	70	130
Hexachlorobenzene	1	44.1313	0	50	88	70	130
N-Octadecane	1	34.4114	0	50	69*	70	130
Pentachlorophenol	1	71.1202	0	100	71	40	130
Phenanthrene	1	39.5014	0	50	79	70	130
Anthracene	1	37.2885	0	50	75	70	130
Carbazole	1	43.5956	0	50	87	70	130
Di-n-butylphthalate	1	37.3107	0	50	75	70	130
Fluoranthene	1	39.4406	0	50	79	70	130
Pyrene	1	44.0724	0	50	88	50	130
Benzidine	1	0	0	50	0*	1	130
Butylbenzylphthalate	1	40.7976	0	50	82	50	130
3,3'-Dichlorobenzidine	1	27.6825	0	50	55	10	130
Benzo[a]anthracene	1	41.9663	0	50	84	70	130
Chrysene	1	42.5828	0	50	85	60	130
bis(2-Ethylhexyl)phthalate	1	34.5217	0	50	69*	70	130
Di-n-octylphthalate	1	34.0567	0	50	68*	70	130
Benzo[b]fluoranthene	1	41.4004	0	50	83	70	130
Benzo[k]fluoranthene	1	40.4606	0	50	81	70	130
Benzo[a]pyrene	1	38.838	0	50	78	70	130
Indeno[1,2,3-cd]pyrene	1	45.5546	0	50	91	70	130
Dibenzo[a,h]anthracene	1	42.6518	0	50	85	60	130
Benzo[g,h,i]perylene	1	42.7658	0	50	86	70	130

* - Indicates outside of limits # - Indicates outside of standard limits but within method exceedance limits

Form3
Recovery Data Laboratory Limits
QC Batch: SMB60326

	Data File	Sample ID:	Analysis Date
Spike or Dup:	9M78914.D	SMB60326(MS)	7/3/2017 9:54:00 AM
Non Spike(If applicable):			
Inst Blank(If applicable):			

Method: 8270D Matrix: Soil QC Type: MBS

Analyte:	Col	Spike Conc	Sample Conc	Expected Conc	Recovery	Lower Limit	Upper Limit
Pyridine	1	21.788	0	50	44	1	150
N-Nitrosodimethylamine	1	34.9981	0	50	70	50	130
Benzaldehyde	1	58.0546	0	50	116	20	150
Aniline	1	27.0788	0	50	54	20	150
Pentachloroethane	1	31.6525	0	50	63	50	130
bis(2-Chloroethyl)ether	1	39.0609	0	50	78	50	130
N-Decane	1	24.0949	0	50	48	20	130
1,3-Dichlorobenzene	1	36.3131	0	50	73	60	130
1,4-Dichlorobenzene	1	36.0583	0	50	72	60	130
1,2-Dichlorobenzene	1	35.8092	0	50	72	50	130
Benzyl alcohol	1	36.0658	0	50	72	20	130
bis(2-chloroisopropyl)ether	1	28.1705	0	50	56	40	130
Acetophenone	1	41.5707	0	50	83	50	130
Hexachloroethane	1	33.8175	0	50	68	50	130
N-Nitroso-di-n-propylamine	1	29.3792	0	50	59	40	130
Nitrobenzene	1	38.4141	0	50	77	70	130
Isophorone	1	37.28	0	50	75	60	130
Benzoic Acid	1	59.9386	0	100	60	20	130
bis(2-Chloroethoxy)methane	1	37.9735	0	50	76	60	130
1,2,4-Trichlorobenzene	1	42.1333	0	50	84	50	130
Naphthalene	1	35.9662	0	50	72	50	130
4-Chloroaniline	1	29.2526	0	50	59	10	150
Hexachlorobutadiene	1	43.2859	0	50	87	60	130
Caprolactam	1	40.0322	0	50	80	50	130
2-Methylnaphthalene	1	39.641	0	50	79	70	130
1-Methylnaphthalene	1	42.7683	0	50	86	70	130
1,1'-Biphenyl	1	43.5319	0	50	87	60	130
1,2,4,5-Tetrachlorobenzene	1	54.0947	0	50	108	70	130
Hexachlorocyclopentadiene	1	48.4127	0	50	97	20	160
2-Chloronaphthalene	1	41.2203	0	50	82	70	130
1,4-Dimethylnaphthalene	1	41.1942	0	50	82	70	130
Diphenyl Ether	1	51.4922	0	50	103	70	130
2-Nitroaniline	1	39.3499	0	50	79	50	130
Coumarin	1	36.4428	0	50	73	70	130
Acenaphthylene	1	40.3892	0	50	81	70	130
Dimethylphthalate	1	41.5148	0	50	83	70	130
2,6-Dinitrotoluene	1	38.0059	0	50	76	70	130
Acenaphthene	1	42.1069	0	50	84	50	130
3-Nitroaniline	1	30.7087	0	50	61	10	130
Dibenzofuran	1	43.6229	0	50	87	70	130
2,4-Dinitrotoluene	1	41.009	0	50	82	40	130
Fluorene	1	39.2439	0	50	78	50	130
4-Chlorophenyl-phenylether	1	46.2627	0	50	93	70	130
Diethylphthalate	1	41.2479	0	50	82	70	130
4-Nitroaniline	1	35.6626	0	50	71	50	130
Atrazine	1	53.7695	0	50	108	50	130
n-Nitrosodiphenylamine	1	32.9705	0	50	66	50	130
1,2-Diphenylhydrazine	1	37.0241	0	50	74	70	130
4-Bromophenyl-phenylether	1	41.8358	0	50	84	70	130
Hexachlorobenzene	1	44.1313	0	50	88	70	130
N-Octadecane	1	34.4114	0	50	69*	70	130
Phenanthrene	1	39.5014	0	50	79	70	130
Anthracene	1	37.2885	0	50	75	70	130
Carbazole	1	43.5956	0	50	87	70	130
Di-n-butylphthalate	1	37.3107	0	50	75	70	130
Fluoranthene	1	39.4406	0	50	79	70	130
Pyrene	1	44.0724	0	50	88	50	130
Benzidine	1	0	0	50	0*	1	130
Butylbenzylphthalate	1	40.7976	0	50	82	50	130
3,3'-Dichlorobenzidine	1	27.6825	0	50	55	10	130
Benzo[a]anthracene	1	41.9663	0	50	84	70	130

* - Indicates outside of limits # - Indicates outside of standard limits but within method exceedance limits

Form3
Recovery Data Laboratory Limits
QC Batch: SMB60326

Chrysene	1	42.5828	0	50	85	60	130
bis(2-Ethylhexyl)phthalate	1	34.5217	0	50	69*	70	130
Di-n-octylphthalate	1	34.0567	0	50	68*	70	130
Benzo[b]fluoranthene	1	41.4004	0	50	83	70	130
Benzo[k]fluoranthene	1	40.4606	0	50	81	70	130
Benzo[a]pyrene	1	38.838	0	50	78	70	130
Indeno[1,2,3-cd]pyrene	1	45.5546	0	50	91	70	130
Dibenzo[a,h]anthracene	1	42.6518	0	50	85	60	130
Benzo[g,h,i]perylene	1	42.7658	0	50	86	70	130

* - Indicates outside of limits # - Indicates outside of standard limits but within method exceedance limits

Form3
Recovery Data Laboratory Limits
QC Batch: SMB60326

	Data File	Sample ID:	Analysis Date
Spike or Dup:	7M85211.D	AC98625-007(5X)(MS)	7/3/2017 7:23:00 PM
Non Spike(If applicable):	7M85240.D	AC98625-007(5X)	7/5/2017 1:10:00 PM
Inst Blank(If applicable):			

Method: 8270D Matrix: Soil QC Type: MS

Analyte:	Col	Spike Conc	Sample Conc	Expected Conc	Recovery	Lower Limit	Upper Limit
Pyridine	1	15.103	0	50	30	1	150
N-Nitrosodimethylamine	1	26.4565	0	50	53	50	130
Benzaldehyde	1	66.913	62.0755	50	9.7 *	20	150
Aniline	1	21.865	0	50	44	20	150
Pentachloroethane	1	33.391	0	50	67	50	130
bis(2-Chloroethyl)ether	1	29.0475	0	50	58	50	130
N-Decane	1	115.4925	266.953	50	-300 *	20	130
1,3-Dichlorobenzene	1	27.3335	0	50	55 *	60	130
1,4-Dichlorobenzene	1	28.654	0	50	57 *	60	130
1,2-Dichlorobenzene	1	29.5985	0	50	59	50	130
Benzyl alcohol	1	31.08	0	50	62	20	130
bis(2-chloroisopropyl)ether	1	33.7295	0	50	67	40	130
Acetophenone	1	155.656	236.433	50	-160 *	50	130
Hexachloroethane	1	14.871	0	50	30 *	50	130
N-Nitroso-di-n-propylamine	1	40.7705	12.079	50	57	40	130
Nitrobenzene	1	46.1405	0	50	92	70	130
Isophorone	1	36.5815	0	50	73	60	130
Benzoic Acid	1	0	0	100	0 *	20	130
bis(2-Chloroethoxy)methane	1	45.5585	0	50	91	60	130
1,2,4-Trichlorobenzene	1	32.315	0	50	65	50	130
Naphthalene	1	213.7145	230.9665	50	-35 *	50	130
4-Chloroaniline	1	31.4015	0	50	63	10	150
Hexachlorobutadiene	1	30.7625	0	50	62	60	130
Caprolactam	1	100.6305	0	50	201 *	50	130
2-Methylnaphthalene	1	537.4295	636.1755	50	-200 *	70	130
1-Methylnaphthalene	1	283.427	315.995	50	-65 *	70	130
1,1'-Biphenyl	1	48.252	12.2915	50	72	60	130
1,2,4,5-Tetrachlorobenzene	1	38.248	0	50	76	70	130
Hexachlorocyclopentadiene	1	0	0	50	0 *	20	160
2-Chloronaphthalene	1	34.326	0	50	69 *	70	130
1,4-Dimethylnaphthalene	1	76.437	52.376	50	48 *	70	130
Diphenyl Ether	1	41.6335	0	50	83	70	130
2-Nitroaniline	1	51.125	0	50	102	50	130
Coumarin	1	36.021	0	50	72	70	130
Acenaphthylene	1	37.4315	0	50	75	70	130
Dimethylphthalate	1	37.1265	0	50	74	70	130
2,6-Dinitrotoluene	1	30.8905	0	50	62 *	70	130
Acenaphthene	1	40.4565	0	50	81	50	130
3-Nitroaniline	1	29.185	0	50	58	10	130
Dibenzofuran	1	37.213	0	50	74	70	130
2,4-Dinitrotoluene	1	32.386	0	50	65	40	130
Fluorene	1	38.9185	0	50	78	50	130
4-Chlorophenyl-phenylether	1	34.643	0	50	69 *	70	130
Diethylphthalate	1	39.015	0	50	78	70	130
4-Nitroaniline	1	38.7165	0	50	77	50	130
Atrazine	1	46.547	0	50	93	50	130
n-Nitrosodiphenylamine	1	35.8345	0	50	72	50	130
1,2-Diphenylhydrazine	1	40.088	0	50	80	70	130
4-Bromophenyl-phenylether	1	34.5125	0	50	69 *	70	130
Hexachlorobenzene	1	34.6305	0	50	69 *	70	130
N-Octadecane	1	67.4695	26.175	50	83	70	130
Phenanthrene	1	39.5325	0	50	79	70	130
Anthracene	1	37.4135	0	50	75	70	130
Carbazole	1	43.6195	0	50	87	70	130
Di-n-butylphthalate	1	36.983	0	50	74	70	130
Fluoranthene	1	36.6595	0	50	73	70	130
Pyrene	1	40.4505	0	50	81	50	130
Benzidine	1	0	0	50	0 *	1	130
Butylbenzylphthalate	1	43.523	0	50	87	50	130
3,3'-Dichlorobenzidine	1	27.038	0	50	54	10	130
Benzo[a]anthracene	1	38.7715	0	50	78	70	130

* - Indicates outside of limits # - Indicates outside of standard limits but within method exceedance limits

Form3
Recovery Data Laboratory Limits
QC Batch: SMB60326

Chrysene	1	39.387	0	50	79	60	130
bis(2-Ethylhexyl)phthalate	1	43.8675	0	50	88	70	130
Di-n-octylphthalate	1	40.8745	0	50	82	70	130
Benzo[b]fluoranthene	1	38.2855	0	50	77	70	130
Benzo[k]fluoranthene	1	36.256	0	50	73	70	130
Benzo[a]pyrene	1	33.779	0	50	68*	70	130
Indeno[1,2,3-cd]pyrene	1	37.9615	0	50	76	70	130
Dibenzo[a,h]anthracene	1	36.368	0	50	73	60	130
Benzo[g,h,i]perylene	1	35.0055	0	50	70	70	130

* - Indicates outside of limits # - Indicates outside of standard limits but within method exceedance limits

Form3
Recovery Data Laboratory Limits
QC Batch: SMB60326

	Data File	Sample ID:	Analysis Date
Spike or Dup:	7M85212.D	AC98625-007(5X)(MSD)	7/3/2017 7:46:00 PM
Non Spike(If applicable):	7M85240.D	AC98625-007(5X)	7/5/2017 1:10:00 PM
Inst Blank(If applicable):			

Method: 8270D Matrix: Soil QC Type: MSD

Analyte:	Col	Spike Conc	Sample Conc	Expected Conc	Recovery	Lower Limit	Upper Limit
Pyridine	1	20.815	0	50	42	1	150
N-Nitrosodimethylamine	1	30.309	0	50	61	50	130
Benzaldehyde	1	133.7865	62.0755	50	143	20	150
Aniline	1	30.9095	0	50	62	20	150
Pentachloroethane	1	54.2255	0	50	108	50	130
bis(2-Chloroethyl)ether	1	30.1175	0	50	60	50	130
N-Decane	1	312.503	266.953	50	91	20	130
1,3-Dichlorobenzene	1	29.7485	0	50	59*	60	130
1,4-Dichlorobenzene	1	31.8245	0	50	64	60	130
1,2-Dichlorobenzene	1	32.504	0	50	65	50	130
Benzyl alcohol	1	34.976	0	50	70	20	130
bis(2-chloroisopropyl)ether	1	35.133	0	50	70	40	130
Acetophenone	1	352.4605	236.433	50	232*	50	130
Hexachloroethane	1	19.405	0	50	39*	50	130
N-Nitroso-di-n-propylamine	1	46.0105	12.079	50	68	40	130
Nitrobenzene	1	67.439	0	50	135*	70	130
Isophorone	1	46.1765	0	50	92	60	130
Benzoic Acid	1	0	0	100	0*	20	130
bis(2-Chloroethoxy)methane	1	58.576	0	50	117	60	130
1,2,4-Trichlorobenzene	1	35.761	0	50	72	50	130
Naphthalene	1	401.9135	230.9665	50	342*	50	130
4-Chloroaniline	1	41.4235	0	50	83	10	150
Hexachlorobutadiene	1	33.4585	0	50	67	60	130
Caprolactam	1	147.899	0	50	296*	50	130
2-Methylnaphthalene	1	980.6635	636.1755	50	689*	70	130
1-Methylnaphthalene	1	504.8915	315.995	50	378*	70	130
1,1'-Biphenyl	1	59.59	12.2915	50	95	60	130
1,2,4,5-Tetrachlorobenzene	1	41.684	0	50	83	70	130
Hexachlorocyclopentadiene	1	0	0	50	0*	20	160
2-Chloronaphthalene	1	37.9495	0	50	76	70	130
1,4-Dimethylnaphthalene	1	108.805	52.376	50	113	70	130
Diphenyl Ether	1	45.903	0	50	92	70	130
2-Nitroaniline	1	50.588	0	50	101	50	130
Coumarin	1	40.2005	0	50	80	70	130
Acenaphthylene	1	40.371	0	50	81	70	130
Dimethylphthalate	1	39.59	0	50	79	70	130
2,6-Dinitrotoluene	1	31.3635	0	50	63*	70	130
Acenaphthene	1	44.504	0	50	89	50	130
3-Nitroaniline	1	35.153	0	50	70	70	130
Dibenzofuran	1	40.1855	0	50	80	70	130
2,4-Dinitrotoluene	1	36.812	0	50	74	40	130
Fluorene	1	42.294	0	50	85	50	130
4-Chlorophenyl-phenylether	1	35.4765	0	50	71	70	130
Diethylphthalate	1	41.707	0	50	83	70	130
4-Nitroaniline	1	40.92	0	50	82	50	130
Atrazine	1	48.855	0	50	98	50	130
n-Nitrosodiphenylamine	1	39.5165	0	50	79	50	130
1,2-Diphenylhydrazine	1	43.5485	0	50	87	70	130
4-Bromophenyl-phenylether	1	37.415	0	50	75	70	130
Hexachlorobenzene	1	36.481	0	50	73	70	130
N-Octadecane	1	83.137	26.175	50	114	70	130
Phenanthrene	1	43.409	0	50	87	70	130
Anthracene	1	40.991	0	50	82	70	130
Carbazole	1	46.6395	0	50	93	70	130
Di-n-butylphthalate	1	38.235	0	50	76	70	130
Fluoranthene	1	39.0905	0	50	78	70	130
Pyrene	1	43.0055	0	50	86	50	130
Benzidine	1	14.6545	0	50	29	1	130
Butylbenzylphthalate	1	45.421	0	50	91	50	130
3,3'-Dichlorobenzidine	1	35.443	0	50	71	10	130
Benzo[a]anthracene	1	40.7165	0	50	81	70	130

* - Indicates outside of limits # - Indicates outside of standard limits but within method exceedance limits

Form3
Recovery Data Laboratory Limits
QC Batch: SMB60326

Chrysene	1	41.6835	0	50	83	60	130
bis(2-Ethylhexyl)phthalate	1	46.165	0	50	92	70	130
Di-n-octylphthalate	1	41.044	0	50	82	70	130
Benzo[b]fluoranthene	1	39.3695	0	50	79	70	130
Benzo[k]fluoranthene	1	38.8045	0	50	78	70	130
Benzo[a]pyrene	1	34.9715	0	50	70	70	130
Indeno[1,2,3-cd]pyrene	1	38.677	0	50	77	70	130
Dibenzo[a,h]anthracene	1	37.4865	0	50	75	60	130
Benzo[g,h,i]perylene	1	35.9945	0	50	72	70	130

* - Indicates outside of limits # - Indicates outside of standard limits but within method exceedance limits

Form3
RPD Data Laboratory Limits
QC Batch: SMB60326

	Data File	Sample ID:	Analysis Date
Spike or Dup:	7M85212.D	AC98625-007(5X)(MSD)	7/3/2017 7:46:00 PM
Duplicate(If applicable):	7M85211.D	AC98625-007(5X)(MS)	7/3/2017 7:23:00 PM
Inst Blank(If applicable):			

Method: 8270D Matrix: Soil QC Type: MSD

Analyte:	Column	Dup/MSD/MBSD Conc	Sample/MS/MBS Conc	RPD	Limit
Pyridine	1	20.815	15.103	32*	30
N-Nitrosodimethylamine	1	30.309	26.4565	14	30
Benzaldehyde	1	133.7865	66.913	67*	30
Aniline	1	30.9095	21.865	34*	30
Pentachloroethane	1	54.2255	33.391	48*	30
bis(2-Chloroethyl)ether	1	30.1175	29.0475	3.6	30
N-Decane	1	312.503	115.4925	92*	30
1,3-Dichlorobenzene	1	29.7485	27.3335	8.5	30
1,4-Dichlorobenzene	1	31.8245	28.654	10	40
1,2-Dichlorobenzene	1	32.504	29.5985	9.4	30
Benzyl alcohol	1	34.976	31.08	12	30
bis(2-chloroisopropyl)ether	1	35.133	33.7295	4.1	30
Acetophenone	1	352.4605	155.656	77*	30
Hexachloroethane	1	19.405	14.871	26	30
N-Nitroso-di-n-propylamine	1	46.0105	40.7705	12	40
Nitrobenzene	1	67.439	46.1405	38*	30
Isophorone	1	46.1765	36.5815	23	30
Benzoic Acid	1	0	0	NA	30
bis(2-Chloroethoxy)methane	1	58.576	45.5585	25	30
1,2,4-Trichlorobenzene	1	35.761	32.315	10	40
Naphthalene	1	401.9135	213.7145	61*	40
4-Chloroaniline	1	41.4235	31.4015	28	30
Hexachlorobutadiene	1	33.4585	30.7625	8.4	30
Caprolactam	1	147.899	100.6305	38*	30
2-Methylnaphthalene	1	980.6635	537.4295	58*	30
1-Methylnaphthalene	1	504.8915	283.427	56*	30
1,1'-Biphenyl	1	59.59	48.252	21	30
1,2,4,5-Tetrachlorobenzene	1	41.684	38.248	8.6	30
Hexachlorocyclopentadiene	1	0	0	NA	30
2-Chloronaphthalene	1	37.9495	34.326	10	30
1,4-Dimethylnaphthalene	1	108.805	76.437	35*	30
Diphenyl Ether	1	45.903	41.6335	9.8	30
2-Nitroaniline	1	50.588	51.125	1.1	30
Coumarin	1	40.2005	36.021	11	30
Acenaphthylene	1	40.371	37.4315	7.6	30
Dimethylphthalate	1	39.59	37.1265	6.4	30
2,6-Dinitrotoluene	1	31.3635	30.8905	1.5	30
Acenaphthene	1	44.504	40.4565	9.5	40
3-Nitroaniline	1	35.153	29.185	19	30
Dibenzofuran	1	40.1855	37.213	7.7	30
2,4-Dinitrotoluene	1	36.812	32.386	13	40
Fluorene	1	42.294	38.9185	8.3	40
4-Chlorophenyl-phenylether	1	35.4765	34.643	2.4	30
Diethylphthalate	1	41.707	39.015	6.7	30
4-Nitroaniline	1	40.92	38.7165	5.5	30
Atrazine	1	48.855	46.547	4.8	30
n-Nitrosodiphenylamine	1	39.5165	35.8345	9.8	30
1,2-Diphenylhydrazine	1	43.5485	40.088	8.3	30
4-Bromophenyl-phenylether	1	37.415	34.5125	8.1	30
Hexachlorobenzene	1	36.481	34.6305	5.2	30
N-Octadecane	1	83.137	67.4695	21	30
Phenanthrene	1	43.409	39.5325	9.3	30
Anthracene	1	40.991	37.4135	9.1	30
Carbazole	1	46.6395	43.6195	6.7	30
Di-n-butylphthalate	1	38.235	36.988	3.3	30
Fluoranthene	1	39.0905	36.6595	6.4	30
Pyrene	1	43.0055	40.4505	6.1	40
Benzidine	1	14.6545	0	200*	30
Butylbenzylphthalate	1	45.421	43.523	4.3	40
3,3'-Dichlorobenzidine	1	35.443	27.038	27	30
Benzo[a]anthracene	1	40.7165	38.7715	4.9	30
Chrysene	1	41.6835	39.387	5.7	30
bis(2-Ethylhexyl)phthalate	1	46.165	43.8675	5.1	30

Form3
RPD Data Laboratory Limits
QC Batch: SMB60326

Di-n-octylphthalate	1	41.044	40.8745	0.41	30
Benzo[b]fluoranthene	1	39.3695	38.2855	2.8	30
Benzo[k]fluoranthene	1	38.8045	36.256	6.8	30
Benzo[a]pyrene	1	34.9715	33.779	3.5	30
Indeno[1,2,3-cd]pyrene	1	38.677	37.9615	1.9	30
Dibenzo[a,h]anthracene	1	37.4865	36.368	3	30
Benzo[g,h,i]perylene	1	35.9945	35.0055	2.8	30

* - Indicates outside of limits NA - Both concentrations=0... no result can be calculated

Form3
Recovery Data Laboratory Limits
QC Batch: SMB60326

	Data File	Sample ID:	Analysis Date
Spike or Dup:	7M85211.D	AC98625-007(5X)(MS)	7/3/2017 7:23:00 PM
Non Spike(If applicable):	7M85210.D	AC98625-007(5X)	7/3/2017 7:00:00 PM
Inst Blank(If applicable):			

Method: 8270D Matrix: Soil QC Type: MS

Analyte:	Col	Spike Conc	Sample Conc	Expected Conc	Recovery	Lower Limit	Upper Limit
Pyridine	1	15.103	0	50	30	1	150
N-Nitrosodimethylamine	1	26.4565	0	50	53	50	130
Benzaldehyde	1	66.913	11.657	50	111	20	150
Aniline	1	21.865	0	50	44	20	150
Pentachloroethane	1	33.391	0	50	67	50	130
bis(2-Chloroethyl)ether	1	29.0475	0	50	58	50	130
N-Decane	1	115.4925	18.1855	50	195*	20	130
1,3-Dichlorobenzene	1	27.3335	0	50	55*	60	130
1,4-Dichlorobenzene	1	28.654	0	50	57*	60	130
1,2-Dichlorobenzene	1	29.5985	0	50	59	50	130
Benzyl alcohol	1	31.08	0	50	62	20	130
bis(2-chloroisopropyl)ether	1	33.7295	0	50	67	40	130
Acetophenone	1	155.656	186.3935	50	-61*	50	130
Hexachloroethane	1	14.871	0	50	30*	50	130
N-Nitroso-di-n-propylamine	1	40.7705	16.254	50	49	40	130
Nitrobenzene	1	46.1405	24.5175	50	43*	70	130
Isophorone	1	36.5815	0	50	73	60	130
Benzoic Acid	1	0	525.1485	100	-530*	20	130
bis(2-Chloroethoxy)methane	1	45.5585	17.0665	50	57*	60	130
1,2,4-Trichlorobenzene	1	32.315	0	50	65	50	130
Naphthalene	1	213.7145	186.9735	50	53	50	130
4-Chloroaniline	1	31.4015	0	50	63	10	150
Hexachlorobutadiene	1	30.7625	0	50	62	60	130
Caprolactam	1	100.6305	55.0425	50	91	50	130
2-Methylnaphthalene	1	537.4295	509.595	50	56*	70	130
1-Methylnaphthalene	1	283.427	250.096	50	67*	70	130
1,1'-Biphenyl	1	48.252	0	50	97	60	130
1,2,4,5-Tetrachlorobenzene	1	38.248	0	50	76	70	130
Hexachlorocyclopentadiene	1	0	0	50	0*	20	160
2-Chloronaphthalene	1	34.326	0	50	69*	70	130
1,4-Dimethylnaphthalene	1	76.437	41.98	50	69*	70	130
Diphenyl Ether	1	41.6335	0	50	83	70	130
2-Nitroaniline	1	51.125	0	50	102	50	130
Coumarin	1	36.021	0	50	72	70	130
Acenaphthylene	1	37.4315	0	50	75	70	130
Dimethylphthalate	1	37.1265	0	50	74	70	130
2,6-Dinitrotoluene	1	30.8905	0	50	62*	70	130
Acenaphthene	1	40.4565	0	50	81	50	130
3-Nitroaniline	1	29.185	0	50	58	10	130
Dibenzofuran	1	37.213	0	50	74	70	130
2,4-Dinitrotoluene	1	32.386	0	50	65	40	130
Fluorene	1	38.9185	0	50	78	50	130
4-Chlorophenyl-phenylether	1	34.643	0	50	69*	70	130
Diethylphthalate	1	39.015	0	50	78	70	130
4-Nitroaniline	1	38.7165	0	50	77	50	130
Atrazine	1	46.547	0	50	93	50	130
n-Nitrosodiphenylamine	1	35.8345	0	50	72	50	130
1,2-Diphenylhydrazine	1	40.088	0	50	80	70	130
4-Bromophenyl-phenylether	1	34.5125	0	50	69*	70	130
Hexachlorobenzene	1	34.6305	0	50	69*	70	130
N-Octadecane	1	67.4695	19.657	50	96	70	130
Phenanthrene	1	39.5325	0	50	79	70	130
Anthracene	1	37.4135	0	50	75	70	130
Carbazole	1	43.6195	0	50	87	70	130
Di-n-butylphthalate	1	36.988	0	50	74	70	130
Fluoranthene	1	36.6595	0	50	73	70	130
Pyrene	1	40.4505	0	50	81	50	130
Benzidine	1	0	0	50	0*	1	130
Butylbenzylphthalate	1	43.523	0	50	87	50	130
3,3'-Dichlorobenzidine	1	27.038	0	50	54	10	130
Benzo[a]anthracene	1	38.7715	0	50	78	70	130

* - Indicates outside of limits # - Indicates outside of standard limits but within method exceedance limits

Form3
Recovery Data Laboratory Limits
QC Batch: SMB60326

Chrysene	1	39.387	0	50	79	60	130
bis(2-Ethylhexyl)phthalate	1	43.8675	0	50	88	70	130
Di-n-octylphthalate	1	40.8745	0	50	82	70	130
Benzo[b]fluoranthene	1	38.2855	0	50	77	70	130
Benzo[k]fluoranthene	1	36.256	0	50	73	70	130
Benzo[a]pyrene	1	33.779	0	50	68*	70	130
Indeno[1,2,3-cd]pyrene	1	37.9615	0	50	76	70	130
Dibenzo[a,h]anthracene	1	36.368	0	50	73	60	130
Benzo[g,h,i]perylene	1	35.0055	0	50	70	70	130

* - Indicates outside of limits # - Indicates outside of standard limits but within method exceedance limits

Form3
Recovery Data Laboratory Limits
QC Batch: SMB60326

	Data File	Sample ID:	Analysis Date
Spike or Dup:	7M85212.D	AC98625-007(5X)(MSD)	7/3/2017 7:46:00 PM
Non Spike(If applicable):	7M85210.D	AC98625-007(5X)	7/3/2017 7:00:00 PM
Inst Blank(If applicable):			

Method: 8270D Matrix: Soil QC Type: MSD

Analyte:	Col	Spike Conc	Sample Conc	Expected Conc	Recovery	Lower Limit	Upper Limit
Pyridine	1	20.815	0	50	42	1	150
N-Nitrosodimethylamine	1	30.309	0	50	61	50	130
Benzaldehyde	1	133.7865	11.657	50	244*	20	150
Aniline	1	30.9095	0	50	62	20	150
Pentachloroethane	1	54.2255	0	50	108	50	130
bis(2-Chloroethyl)ether	1	30.1175	0	50	60	50	130
N-Decane	1	312.503	18.1855	50	589*	20	130
1,3-Dichlorobenzene	1	29.7485	0	50	59*	60	130
1,4-Dichlorobenzene	1	31.8245	0	50	64	60	130
1,2-Dichlorobenzene	1	32.504	0	50	65	50	130
Benzyl alcohol	1	34.976	0	50	70	20	130
bis(2-chloroisopropyl)ether	1	35.133	0	50	70	40	130
Acetophenone	1	352.4605	186.3935	50	332*	50	130
Hexachloroethane	1	19.405	0	50	39*	50	130
N-Nitroso-di-n-propylamine	1	46.0105	16.254	50	60	40	130
Nitrobenzene	1	67.439	24.5175	50	86	70	130
Isophorone	1	46.1765	0	50	92	60	130
Benzoic Acid	1	0	525.1485	100	-530*	20	130
bis(2-Chloroethoxy)methane	1	58.576	17.0665	50	83	60	130
1,2,4-Trichlorobenzene	1	35.761	0	50	72	50	130
Naphthalene	1	401.9135	186.9735	50	430*	50	130
4-Chloroaniline	1	41.4235	0	50	83	10	150
Hexachlorobutadiene	1	33.4585	0	50	67	60	130
Caprolactam	1	147.899	55.0425	50	186*	50	130
2-Methylnaphthalene	1	980.6635	509.595	50	942*	70	130
1-Methylnaphthalene	1	504.8915	250.096	50	510*	70	130
1,1'-Biphenyl	1	59.59	0	50	119	60	130
1,2,4,5-Tetrachlorobenzene	1	41.684	0	50	83	70	130
Hexachlorocyclopentadiene	1	0	0	50	0*	20	160
2-Chloronaphthalene	1	37.9495	0	50	76	70	130
1,4-Dimethylnaphthalene	1	108.805	41.98	50	134*	70	130
Diphenyl Ether	1	45.903	0	50	92	70	130
2-Nitroaniline	1	50.588	0	50	101	50	130
Coumarin	1	40.2005	0	50	80	70	130
Acenaphthylene	1	40.371	0	50	81	70	130
Dimethylphthalate	1	39.59	0	50	79	70	130
2,6-Dinitrotoluene	1	31.3635	0	50	63*	70	130
Acenaphthene	1	44.504	0	50	89	50	130
3-Nitroaniline	1	35.153	0	50	70	70	130
Dibenzofuran	1	40.1855	0	50	80	70	130
2,4-Dinitrotoluene	1	36.812	0	50	74	40	130
Fluorene	1	42.294	0	50	85	50	130
4-Chlorophenyl-phenylether	1	35.4765	0	50	71	70	130
Diethylphthalate	1	41.707	0	50	83	70	130
4-Nitroaniline	1	40.92	0	50	82	50	130
Atrazine	1	48.855	0	50	98	50	130
n-Nitrosodiphenylamine	1	39.5165	0	50	79	50	130
1,2-Diphenylhydrazine	1	43.5485	0	50	87	70	130
4-Bromophenyl-phenylether	1	37.415	0	50	75	70	130
Hexachlorobenzene	1	36.481	0	50	73	70	130
N-Octadecane	1	83.137	19.657	50	127	70	130
Phenanthrene	1	43.409	0	50	87	70	130
Anthracene	1	40.991	0	50	82	70	130
Carbazole	1	46.6395	0	50	93	70	130
Di-n-butylphthalate	1	38.235	0	50	76	70	130
Fluoranthene	1	39.0905	0	50	78	70	130
Pyrene	1	43.0055	0	50	86	50	130
Benzidine	1	14.6545	0	50	29	1	130
Butylbenzylphthalate	1	45.421	0	50	91	50	130
3,3'-Dichlorobenzidine	1	35.443	0	50	71	10	130
Benzo[a]anthracene	1	40.7165	0	50	81	70	130

* - Indicates outside of limits # - Indicates outside of standard limits but within method exceedance limits

Form3
Recovery Data Laboratory Limits
QC Batch: SMB60326

Chrysene	1	41.6835	0	50	83	60	130
bis(2-Ethylhexyl)phthalate	1	46.165	0	50	92	70	130
Di-n-octylphthalate	1	41.044	0	50	82	70	130
Benzo[b]fluoranthene	1	39.3695	0	50	79	70	130
Benzo[k]fluoranthene	1	38.8045	0	50	78	70	130
Benzo[a]pyrene	1	34.9715	0	50	70	70	130
Indeno[1,2,3-cd]pyrene	1	38.677	0	50	77	70	130
Dibenzo[a,h]anthracene	1	37.4865	0	50	75	60	130
Benzo[g,h,i]perylene	1	35.9945	0	50	72	70	130

* - Indicates outside of limits # - Indicates outside of standard limits but within method exceedance limits

Form3
RPD Data Laboratory Limits
QC Batch: SMB60326

	Data File	Sample ID:	Analysis Date
Spike or Dup:	7M85212.D	AC98625-007(5X)(MSD)	7/3/2017 7:46:00 PM
Duplicate(If applicable):	7M85211.D	AC98625-007(5X)(MS)	7/3/2017 7:23:00 PM
Inst Blank(If applicable):			

Method: 8270D Matrix: Soil QC Type: MSD

Analyte:	Column	Dup/MSD/MBSD Conc	Sample/MS/MBS Conc	RPD	Limit
Pyridine	1	20.815	15.103	32*	30
N-Nitrosodimethylamine	1	30.309	26.4565	14	30
Benzaldehyde	1	133.7865	66.913	67*	30
Aniline	1	30.9095	21.865	34*	30
Pentachloroethane	1	54.2255	33.391	48*	30
bis(2-Chloroethyl)ether	1	30.1175	29.0475	3.6	30
N-Decane	1	312.503	115.4925	92*	30
1,3-Dichlorobenzene	1	29.7485	27.3335	8.5	30
1,4-Dichlorobenzene	1	31.8245	28.654	10	40
1,2-Dichlorobenzene	1	32.504	29.5985	9.4	30
Benzyl alcohol	1	34.976	31.08	12	30
bis(2-chloroisopropyl)ether	1	35.133	33.7295	4.1	30
Acetophenone	1	352.4605	155.656	77*	30
Hexachloroethane	1	19.405	14.871	26	30
N-Nitroso-di-n-propylamine	1	46.0105	40.7705	12	40
Nitrobenzene	1	67.439	46.1405	38*	30
Isophorone	1	46.1765	36.5815	23	30
Benzoic Acid	1	0	0	NA	30
bis(2-Chloroethoxy)methane	1	58.576	45.5585	25	30
1,2,4-Trichlorobenzene	1	35.761	32.315	10	40
Naphthalene	1	401.9135	213.7145	61*	40
4-Chloroaniline	1	41.4235	31.4015	28	30
Hexachlorobutadiene	1	33.4585	30.7625	8.4	30
Caprolactam	1	147.899	100.6305	38*	30
2-Methylnaphthalene	1	980.6635	537.4295	58*	30
1-Methylnaphthalene	1	504.8915	283.427	56*	30
1,1'-Biphenyl	1	59.59	48.252	21	30
1,2,4,5-Tetrachlorobenzene	1	41.684	38.248	8.6	30
Hexachlorocyclopentadiene	1	0	0	NA	30
2-Chloronaphthalene	1	37.9495	34.326	10	30
1,4-Dimethylnaphthalene	1	108.805	76.437	35*	30
Diphenyl Ether	1	45.903	41.6335	9.8	30
2-Nitroaniline	1	50.588	51.125	1.1	30
Coumarin	1	40.2005	36.021	11	30
Acenaphthylene	1	40.371	37.4315	7.6	30
Dimethylphthalate	1	39.59	37.1265	6.4	30
2,6-Dinitrotoluene	1	31.3635	30.8905	1.5	30
Acenaphthene	1	44.504	40.4565	9.5	40
3-Nitroaniline	1	35.153	29.185	19	30
Dibenzofuran	1	40.1855	37.213	7.7	30
2,4-Dinitrotoluene	1	36.812	32.386	13	40
Fluorene	1	42.294	38.9185	8.3	40
4-Chlorophenyl-phenylether	1	35.4765	34.643	2.4	30
Diethylphthalate	1	41.707	39.015	6.7	30
4-Nitroaniline	1	40.92	38.7165	5.5	30
Atrazine	1	48.855	46.547	4.8	30
n-Nitrosodiphenylamine	1	39.5165	35.8345	9.8	30
1,2-Diphenylhydrazine	1	43.5485	40.088	8.3	30
4-Bromophenyl-phenylether	1	37.415	34.5125	8.1	30
Hexachlorobenzene	1	36.481	34.6305	5.2	30
N-Octadecane	1	83.137	67.4695	21	30
Phenanthrene	1	43.409	39.5325	9.3	30
Anthracene	1	40.991	37.4135	9.1	30
Carbazole	1	46.6395	43.6195	6.7	30
Di-n-butylphthalate	1	38.235	36.988	3.3	30
Fluoranthene	1	39.0905	36.6595	6.4	30
Pyrene	1	43.0055	40.4505	6.1	40
Benzidine	1	14.6545	0	200*	30
Butylbenzylphthalate	1	45.421	43.523	4.3	40
3,3'-Dichlorobenzidine	1	35.443	27.038	27	30
Benzo[a]anthracene	1	40.7165	38.7715	4.9	30
Chrysene	1	41.6835	39.387	5.7	30
bis(2-Ethylhexyl)phthalate	1	46.165	43.8675	5.1	30

Form3
RPD Data Laboratory Limits
QC Batch: SMB60326

Di-n-octylphthalate	1	41.044	40.8745	0.41	30
Benzo[b]fluoranthene	1	39.3695	38.2855	2.8	30
Benzo[k]fluoranthene	1	38.8045	36.256	6.8	30
Benzo[a]pyrene	1	34.9715	33.779	3.5	30
Indeno[1,2,3-cd]pyrene	1	38.677	37.9615	1.9	30
Dibenzo[a,h]anthracene	1	37.4865	36.368	3	30
Benzo[g,h,i]perylene	1	35.9945	35.0055	2.8	30

* - Indicates outside of limits NA - Both concentrations=0... no result can be calculated

Form3
Recovery Data Laboratory Limits
QC Batch: SMB60326

	Data File	Sample ID:	Analysis Date
Spike or Dup:	7M85211.D	AC98625-007(5X)(MS)	7/3/2017 7:23:00 PM
Non Spike(If applicable):	7M85240.D	AC98625-007(5X)	7/5/2017 1:10:00 PM
Inst Blank(If applicable):			

Method: 8270D Matrix: Soil QC Type: MS

Analyte:	Col	Spike Conc	Sample Conc	Expected Conc	Recovery	Lower Limit	Upper Limit
Pyridine	1	15.103	0	50	30	1	150
N-Nitrosodimethylamine	1	26.4565	0	50	53	50	130
Benzaldehyde	1	66.913	62.0755	50	9.7*	20	150
Aniline	1	21.865	0	50	44	20	150
Pentachloroethane	1	33.391	0	50	67	50	130
bis(2-Chloroethyl)ether	1	29.0475	0	50	58	50	130
N-Decane	1	115.4925	266.953	50	-300*	20	130
1,3-Dichlorobenzene	1	27.3335	0	50	55*	60	130
1,4-Dichlorobenzene	1	28.654	0	50	57*	60	130
1,2-Dichlorobenzene	1	29.5985	0	50	59	50	130
Benzyl alcohol	1	31.08	0	50	62	20	130
bis(2-chloroisopropyl)ether	1	33.7295	0	50	67	40	130
Acetophenone	1	155.656	236.433	50	-160*	50	130
Hexachloroethane	1	14.871	0	50	30*	50	130
N-Nitroso-di-n-propylamine	1	40.7705	12.079	50	57	40	130
Nitrobenzene	1	46.1405	0	50	92	70	130
Isophorone	1	36.5815	0	50	73	60	130
Benzoic Acid	1	0	0	100	0*	20	130
bis(2-Chloroethoxy)methane	1	45.5585	0	50	91	60	130
1,2,4-Trichlorobenzene	1	32.315	0	50	65	50	130
Naphthalene	1	213.7145	230.9665	50	-35*	50	130
4-Chloroaniline	1	31.4015	0	50	63	10	150
Hexachlorobutadiene	1	30.7625	0	50	62	60	130
Caprolactam	1	100.6305	0	50	201*	50	130
2-Methylnaphthalene	1	537.4295	636.1755	50	-200*	70	130
1-Methylnaphthalene	1	283.427	315.995	50	-65*	70	130
1,1'-Biphenyl	1	48.252	12.2915	50	72	60	130
1,2,4,5-Tetrachlorobenzene	1	38.248	0	50	76	70	130
Hexachlorocyclopentadiene	1	0	0	50	0*	20	160
2-Chloronaphthalene	1	34.326	0	50	69*	70	130
1,4-Dimethylnaphthalene	1	76.437	52.376	50	48*	70	130
Diphenyl Ether	1	41.6335	0	50	83	70	130
2-Nitroaniline	1	51.125	0	50	102	50	130
Coumarin	1	36.021	0	50	72	70	130
Acenaphthylene	1	37.4315	0	50	75	70	130
Dimethylphthalate	1	37.1265	0	50	74	70	130
2,6-Dinitrotoluene	1	30.8905	0	50	62*	70	130
Acenaphthene	1	40.4565	0	50	81	50	130
3-Nitroaniline	1	29.185	0	50	58	10	130
Dibenzofuran	1	37.213	0	50	74	70	130
2,4-Dinitrotoluene	1	32.386	0	50	65	40	130
Fluorene	1	38.9185	0	50	78	50	130
4-Chlorophenyl-phenylether	1	34.643	0	50	69*	70	130
Diethylphthalate	1	39.015	0	50	78	70	130
4-Nitroaniline	1	38.7165	0	50	77	50	130
Atrazine	1	46.547	0	50	93	50	130
n-Nitrosodiphenylamine	1	35.8345	0	50	72	50	130
1,2-Diphenylhydrazine	1	40.088	0	50	80	70	130
4-Bromophenyl-phenylether	1	34.5125	0	50	69*	70	130
Hexachlorobenzene	1	34.6305	0	50	69*	70	130
N-Octadecane	1	67.4695	26.175	50	83	70	130
Phenanthrene	1	39.5325	0	50	79	70	130
Anthracene	1	37.4135	0	50	75	70	130
Carbazole	1	43.6195	0	50	87	70	130
Di-n-butylphthalate	1	36.988	0	50	74	70	130
Fluoranthene	1	36.6595	0	50	73	70	130
Pyrene	1	40.4505	0	50	81	50	130
Benzidine	1	0	0	50	0*	1	130
Butylbenzylphthalate	1	43.523	0	50	87	50	130
3,3'-Dichlorobenzidine	1	27.038	0	50	54	10	130
Benzo[a]anthracene	1	38.7715	0	50	78	70	130

* - Indicates outside of limits # - Indicates outside of standard limits but within method exceedance limits

Form3
Recovery Data Laboratory Limits
QC Batch: SMB60326

Chrysene	1	39.387	0	50	79	60	130
bis(2-Ethylhexyl)phthalate	1	43.8675	0	50	88	70	130
Di-n-octylphthalate	1	40.8745	0	50	82	70	130
Benzo[b]fluoranthene	1	38.2855	0	50	77	70	130
Benzo[k]fluoranthene	1	36.256	0	50	73	70	130
Benzo[a]pyrene	1	33.779	0	50	68*	70	130
Indeno[1,2,3-cd]pyrene	1	37.9615	0	50	76	70	130
Dibenzo[a,h]anthracene	1	36.368	0	50	73	60	130
Benzo[g,h,i]perylene	1	35.0055	0	50	70	70	130

* - Indicates outside of limits # - Indicates outside of standard limits but within method exceedance limits

Form3
Recovery Data Laboratory Limits
QC Batch: SMB60326

	Data File	Sample ID:	Analysis Date
Spike or Dup:	7M85212.D	AC98625-007(5X)(MSD)	7/3/2017 7:46:00 PM
Non Spike(If applicable):	7M85240.D	AC98625-007(5X)	7/5/2017 1:10:00 PM
Inst Blank(If applicable):			

Method: 8270D Matrix: Soil QC Type: MSD

Analyte:	Col	Spike Conc	Sample Conc	Expected Conc	Recovery	Lower Limit	Upper Limit
Pyridine	1	20.815	0	50	42	1	150
N-Nitrosodimethylamine	1	30.309	0	50	61	50	130
Benzaldehyde	1	133.7865	62.0755	50	143	20	150
Aniline	1	30.9095	0	50	62	20	150
Pentachloroethane	1	54.2255	0	50	108	50	130
bis(2-Chloroethyl)ether	1	30.1175	0	50	60	50	130
N-Decane	1	312.503	266.953	50	91	20	130
1,3-Dichlorobenzene	1	29.7485	0	50	59*	60	130
1,4-Dichlorobenzene	1	31.8245	0	50	64	60	130
1,2-Dichlorobenzene	1	32.504	0	50	65	50	130
Benzyl alcohol	1	34.976	0	50	70	20	130
bis(2-chloroisopropyl)ether	1	35.133	0	50	70	40	130
Acetophenone	1	352.4605	236.433	50	232*	50	130
Hexachloroethane	1	19.405	0	50	39*	50	130
N-Nitroso-di-n-propylamine	1	46.0105	12.079	50	68	40	130
Nitrobenzene	1	67.439	0	50	135*	70	130
Isophorone	1	46.1765	0	50	92	60	130
Benzoic Acid	1	0	0	100	0*	20	130
bis(2-Chloroethoxy)methane	1	58.576	0	50	117	60	130
1,2,4-Trichlorobenzene	1	35.761	0	50	72	50	130
Naphthalene	1	401.9135	230.9665	50	342*	50	130
4-Chloroaniline	1	41.4235	0	50	83	10	150
Hexachlorobutadiene	1	33.4585	0	50	67	60	130
Caprolactam	1	147.899	0	50	296*	50	130
2-Methylnaphthalene	1	980.6635	636.1755	50	689*	70	130
1-Methylnaphthalene	1	504.8915	315.995	50	378*	70	130
1,1'-Biphenyl	1	59.59	12.2915	50	95	60	130
1,2,4,5-Tetrachlorobenzene	1	41.684	0	50	83	70	130
Hexachlorocyclopentadiene	1	0	0	50	0*	20	160
2-Chloronaphthalene	1	37.9495	0	50	76	70	130
1,4-Dimethylnaphthalene	1	108.805	52.376	50	113	70	130
Diphenyl Ether	1	45.903	0	50	92	70	130
2-Nitroaniline	1	50.588	0	50	101	50	130
Coumarin	1	40.2005	0	50	80	70	130
Acenaphthylene	1	40.371	0	50	81	70	130
Dimethylphthalate	1	39.59	0	50	79	70	130
2,6-Dinitrotoluene	1	31.3635	0	50	63*	70	130
Acenaphthene	1	44.504	0	50	89	50	130
3-Nitroaniline	1	35.153	0	50	70	70	130
Dibenzofuran	1	40.1855	0	50	80	70	130
2,4-Dinitrotoluene	1	36.812	0	50	74	40	130
Fluorene	1	42.294	0	50	85	50	130
4-Chlorophenyl-phenylether	1	35.4765	0	50	71	70	130
Diethylphthalate	1	41.707	0	50	83	70	130
4-Nitroaniline	1	40.92	0	50	82	50	130
Atrazine	1	48.855	0	50	98	50	130
n-Nitrosodiphenylamine	1	39.5165	0	50	79	50	130
1,2-Diphenylhydrazine	1	43.5485	0	50	87	70	130
4-Bromophenyl-phenylether	1	37.415	0	50	75	70	130
Hexachlorobenzene	1	36.481	0	50	73	70	130
N-Octadecane	1	83.137	26.175	50	114	70	130
Phenanthrene	1	43.409	0	50	87	70	130
Anthracene	1	40.991	0	50	82	70	130
Carbazole	1	46.6395	0	50	93	70	130
Di-n-butylphthalate	1	38.235	0	50	76	70	130
Fluoranthene	1	39.0905	0	50	78	70	130
Pyrene	1	43.0055	0	50	86	50	130
Benzidine	1	14.6545	0	50	29	1	130
Butylbenzylphthalate	1	45.421	0	50	91	50	130
3,3'-Dichlorobenzidine	1	35.443	0	50	71	10	130
Benzo[a]anthracene	1	40.7165	0	50	81	70	130

* - Indicates outside of limits # - Indicates outside of standard limits but within method exceedance limits

Form3
Recovery Data Laboratory Limits
QC Batch: SMB60326

Chrysene	1	41.6835	0	50	83	60	130
bis(2-Ethylhexyl)phthalate	1	46.165	0	50	92	70	130
Di-n-octylphthalate	1	41.044	0	50	82	70	130
Benzo[b]fluoranthene	1	39.3695	0	50	79	70	130
Benzo[k]fluoranthene	1	38.8045	0	50	78	70	130
Benzo[a]pyrene	1	34.9715	0	50	70	70	130
Indeno[1,2,3-cd]pyrene	1	38.677	0	50	77	70	130
Dibenzo[a,h]anthracene	1	37.4865	0	50	75	60	130
Benzo[g,h,i]perylene	1	35.9945	0	50	72	70	130

* - Indicates outside of limits # - Indicates outside of standard limits but within method exceedance limits

Form3
RPD Data Laboratory Limits
QC Batch: SMB60326

	Data File	Sample ID:	Analysis Date
Spike or Dup:	7M85212.D	AC98625-007(5X)(MSD)	7/3/2017 7:46:00 PM
Duplicate(If applicable):	7M85211.D	AC98625-007(5X)(MS)	7/3/2017 7:23:00 PM
Inst Blank(If applicable):			

Method: 8270D Matrix: Soil QC Type: MSD

Analyte:	Column	Dup/MSD/MBSD Conc	Sample/MS/MBS Conc	RPD	Limit
Pyridine	1	20.815	15.103	32*	30
N-Nitrosodimethylamine	1	30.309	26.4565	14	30
Benzaldehyde	1	133.7865	66.913	67*	30
Aniline	1	30.9095	21.865	34*	30
Pentachloroethane	1	54.2255	33.391	48*	30
bis(2-Chloroethyl)ether	1	30.1175	29.0475	3.6	30
N-Decane	1	312.503	115.4925	92*	30
1,3-Dichlorobenzene	1	29.7485	27.3335	8.5	30
1,4-Dichlorobenzene	1	31.8245	28.654	10	40
1,2-Dichlorobenzene	1	32.504	29.5985	9.4	30
Benzyl alcohol	1	34.976	31.08	12	30
bis(2-chloroisopropyl)ether	1	35.133	33.7295	4.1	30
Acetophenone	1	352.4605	155.656	77*	30
Hexachloroethane	1	19.405	14.871	26	30
N-Nitroso-di-n-propylamine	1	46.0105	40.7705	12	40
Nitrobenzene	1	67.439	46.1405	38*	30
Isophorone	1	46.1765	36.5815	23	30
Benzoic Acid	1	0	0	NA	30
bis(2-Chloroethoxy)methane	1	58.576	45.5585	25	30
1,2,4-Trichlorobenzene	1	35.761	32.315	10	40
Naphthalene	1	401.9135	213.7145	61*	40
4-Chloroaniline	1	41.4235	31.4015	28	30
Hexachlorobutadiene	1	33.4585	30.7625	8.4	30
Caprolactam	1	147.899	100.6305	38*	30
2-Methylnaphthalene	1	980.6635	537.4295	58*	30
1-Methylnaphthalene	1	504.8915	283.427	56*	30
1,1'-Biphenyl	1	59.59	48.252	21	30
1,2,4,5-Tetrachlorobenzene	1	41.684	38.248	8.6	30
Hexachlorocyclopentadiene	1	0	0	NA	30
2-Chloronaphthalene	1	37.9495	34.326	10	30
1,4-Dimethylnaphthalene	1	108.805	76.437	35*	30
Diphenyl Ether	1	45.903	41.6335	9.8	30
2-Nitroaniline	1	50.588	51.125	1.1	30
Coumarin	1	40.2005	36.021	11	30
Acenaphthylene	1	40.371	37.4315	7.6	30
Dimethylphthalate	1	39.59	37.1265	6.4	30
2,6-Dinitrotoluene	1	31.3635	30.8905	1.5	30
Acenaphthene	1	44.504	40.4565	9.5	40
3-Nitroaniline	1	35.153	29.185	19	30
Dibenzofuran	1	40.1855	37.213	7.7	30
2,4-Dinitrotoluene	1	36.812	32.386	13	40
Fluorene	1	42.294	38.9185	8.3	40
4-Chlorophenyl-phenylether	1	35.4765	34.643	2.4	30
Diethylphthalate	1	41.707	39.015	6.7	30
4-Nitroaniline	1	40.92	38.7165	5.5	30
Atrazine	1	48.855	46.547	4.8	30
n-Nitrosodiphenylamine	1	39.5165	35.8345	9.8	30
1,2-Diphenylhydrazine	1	43.5485	40.088	8.3	30
4-Bromophenyl-phenylether	1	37.415	34.5125	8.1	30
Hexachlorobenzene	1	36.481	34.6305	5.2	30
N-Octadecane	1	83.137	67.4695	21	30
Phenanthrene	1	43.409	39.5325	9.3	30
Anthracene	1	40.991	37.4135	9.1	30
Carbazole	1	46.6395	43.6195	6.7	30
Di-n-butylphthalate	1	38.235	36.988	3.3	30
Fluoranthene	1	39.0905	36.6595	6.4	30
Pyrene	1	43.0055	40.4505	6.1	40
Benzidine	1	14.6545	0	200*	30
Butylbenzylphthalate	1	45.421	43.523	4.3	40
3,3'-Dichlorobenzidine	1	35.443	27.038	27	30
Benzo[a]anthracene	1	40.7165	38.7715	4.9	30
Chrysene	1	41.6835	39.387	5.7	30
bis(2-Ethylhexyl)phthalate	1	46.165	43.8675	5.1	30

Form3
RPD Data Laboratory Limits
QC Batch: SMB60326

Di-n-octylphthalate	1	41.044	40.8745	0.41	30
Benzo[b]fluoranthene	1	39.3695	38.2855	2.8	30
Benzo[k]fluoranthene	1	38.8045	36.256	6.8	30
Benzo[a]pyrene	1	34.9715	33.779	3.5	30
Indeno[1,2,3-cd]pyrene	1	38.677	37.9615	1.9	30
Dibenzo[a,h]anthracene	1	37.4865	36.368	3	30
Benzo[g,h,i]perylene	1	35.9945	35.0055	2.8	30

* - Indicates outside of limits NA - Both concentrations=0... no result can be calculated

FORM 4
Blank Summary

Blank Number: SMB60326
Blank Data File: 7M85187.D
Matrix: Soil

Blank Analysis Date: 07/03/17 09:38
Blank Extraction Date: 07/02/17
(If Applicable)
Method: EPA 8270D

Sample Number	Data File	Analysis Date
AC98737-001	7M85215.D	07/03/17 20:56
AC98737-009(3X)	7M85242.D	07/05/17 13:56
SMB60326(MS)	9M78914.D	07/03/17 09:54
AC98625-007(5X)	7M85240.D	07/05/17 13:10
AC98625-007(5X)(	7M85212.D	07/03/17 19:46
AC98625-007(5X)(	7M85211.D	07/03/17 19:23

FORM 4
Blank Summary

Blank Number: SMB60326
Blank Data File: 7M85187.D
Matrix: Soil

Blank Analysis Date: 07/03/17 09:38
Blank Extraction Date: 07/02/17
(If Applicable)
Method: EPA 8270D

Sample Number	Data File	Analysis Date
AC98737-008	7M85206.D	07/03/17 17:26
SMB60326(MS)	9M78914.D	07/03/17 09:54
AC98625-007(5X)(	7M85212.D	07/03/17 19:46
AC98625-007(5X)(	7M85211.D	07/03/17 19:23
AC98625-007(5X)	7M85210.D	07/03/17 19:00

FORM 4
Blank Summary

Blank Number: SMB60326
Blank Data File: 7M85187.D
Matrix: Soil

Blank Analysis Date: 07/03/17 09:38
Blank Extraction Date: 07/02/17
(If Applicable)
Method: EPA 8270D

Sample Number	Data File	Analysis Date
AC98737-002	7M85216.D	07/03/17 21:19
AC98737-003	9M78915.D	07/03/17 10:35
AC98737-005	9M78916.D	07/03/17 10:58
AC98737-006(5X)	7M85228.D	07/04/17 01:54
AC98737-007	9M78917.D	07/03/17 11:21
SMB60326(MS)	9M78914.D	07/03/17 09:54
AC98625-007(5X)	7M85240.D	07/05/17 13:10
AC98625-007(5X)(	7M85212.D	07/03/17 19:46
AC98625-007(5X)(	7M85211.D	07/03/17 19:23

Form 5

Tune Name: CAL DFTPP
Instrument: GCMS 7

Data File: 7M84391.D
Analysis Date: 06/05/17 09:53
Method: EPA 8270D

Tune Scan/Time Range: Scan 1434

Tgt Mass	Rel Mass	Lo Lim	Hi Lim	Rel Abund	Raw Abund	Pass/ Fail
51	198	30	60	40.6	27264	PASS
68	69	0.00	2	0.0	0	PASS
69	198	0.00	100	46.5	31192	PASS
70	69	0.00	2	1.0	321	PASS
127	198	40	60	53.9	36176	PASS
197	198	0.00	1	0.0	0	PASS
198	198	100	100	100.0	67136	PASS
199	198	5	9	6.8	4539	PASS
275	198	10	30	20.6	13799	PASS
365	198	1	100	2.0	1311	PASS
441	443	0.01	100	62.8	3913	PASS
442	198	40	100	43.1	28912	PASS
443	442	17	23	21.5	6228	PASS

Data File	Sample Number	Analysis Date:
7M84392.D	CAL BNA@50PPM	06/05/17 10:17
7M84393.D	CAL BNA@50PPM	06/05/17 10:41
7M84394.D	CAL BNA@10PPM	06/05/17 11:05
7M84395.D	CAL BNA@196PP	06/05/17 11:31
7M84396.D	CAL BNA@160PP	06/05/17 11:54
7M84397.D	CAL BNA@120PP	06/05/17 12:18
7M84398.D	CAL BNA@80PPM	06/05/17 12:42
7M84399.D	CAL BNA@20PPM	06/05/17 13:05
7M84400.D	CAL BNA@2PPM	06/05/17 13:29
7M84401.D	CAL BNA@.5PPM	06/05/17 13:53
7M84402.D	ICV BNA@50PPM	06/05/17 14:16

Data Path : G:\GcMsData\2017\GCMS_7\Data\06-05-17\
Data File : 7M84391.D
Acq On : 5 Jun 2017 9:53
Operator : AH/JB
Sample : CAL DFTPP
Misc : A,BNA
ALS Vial : 1 Sample Multiplier: 1

Integration File: LSCINT.P

Method : G:\GCMSDATA\2017\GCMS_7\METHODQT\7M_0428.M
Title : @GCMS_7,mg,625,8270
Last Update : Fri Apr 28 17:22:01 2017

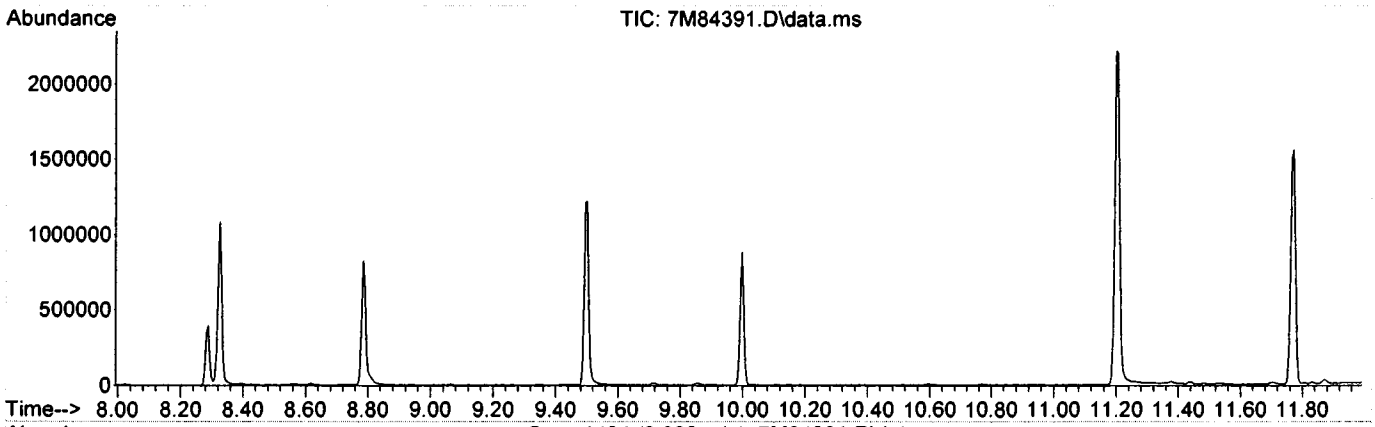

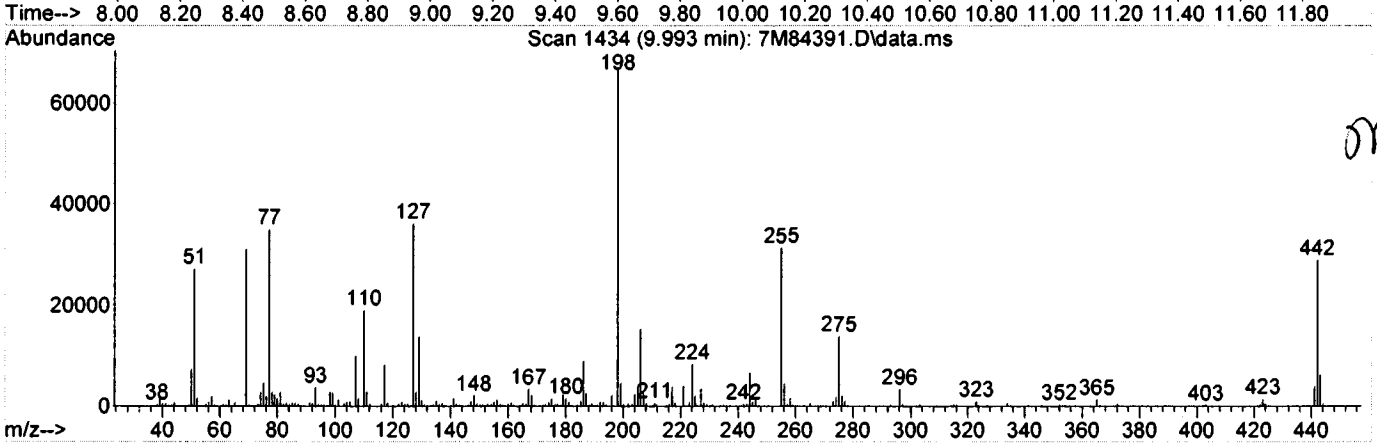

Spectrum Information: Scan 1434

Target Mass	Rel. to Mass	Lower Limit%	Upper Limit%	Rel. Abn%	Raw Abn	Result Pass/Fail
51	198	30	60	40.6	27264	PASS
68	69	0.00	2	0.0	0	PASS
69	198	0.00	100	46.5	31192	PASS
70	69	0.00	2	1.0	321	PASS
127	198	40	60	53.9	36176	PASS
197	198	0.00	1	0.0	0	PASS
198	198	100	100	100.0	67136	PASS
199	198	5	9	6.8	4539	PASS
275	198	10	30	20.6	13799	PASS
365	198	1	100	2.0	1311	PASS
441	443	0.01	100	62.8	3913	PASS
442	198	40	100	43.1	28912	PASS
443	442	17	23	21.5	6228	PASS

Form 5

Tune Name: CAL DFTPP
Instrument: GCMS 9

Data File: 9M78604.D
Analysis Date: 06/06/17 09:58
Method: EPA 8270D

Tune Scan/Time Range: Scan 1480

Tgt Mass	Rel Mass	Lo Lim	Hi Lim	Rel Abund	Raw Abund	Pass/ Fail
51	198	30	60	40.3	28784	PASS
68	69	0.00	2	0.0	0	PASS
69	198	0.00	100	46.6	33296	PASS
70	69	0.00	2	0.0	0	PASS
127	198	40	60	53.7	38384	PASS
197	198	0.00	1	0.0	0	PASS
198	198	100	100	100.0	71472	PASS
199	198	5	9	7.7	5483	PASS
275	198	10	30	28.0	20032	PASS
365	198	1	100	3.8	2735	PASS
441	443	0.01	100	83.6	7022	PASS
442	198	40	100	58.9	42088	PASS
443	442	17	23	20.0	8402	PASS

Data File	Sample Number	Analysis Date:
9M78605.D	CAL BNA@50PPM	06/06/17 10:34
9M78606.D	CAL BNA@10PPM	06/06/17 10:58
9M78607.D	CAL BNA@196PP	06/06/17 11:33
9M78608.D	CAL BNA@160PP	06/06/17 11:56
9M78609.D	CAL BNA@120PP	06/06/17 12:19
9M78610.D	CAL BNA@80PPM	06/06/17 12:42
9M78611.D	CAL BNA@20PPM	06/06/17 13:05
9M78612.D	CAL BNA@2PPM	06/06/17 13:28
9M78613.D	CAL BNA@0.5PP	06/06/17 13:51
9M78614.D	ICV BNA@50PPM	06/06/17 15:01

Data Path : G:\GcMsData\2017\GCMS_9\Data\06-06-17\
Data File : 9M78604.D
Acq On : 6 Jun 2017 9:58
Operator : AH/JB
Sample : CAL DFTPP
Misc : A,BNA
ALS Vial : 1 Sample Multiplier: 1

Integration File: LSCINT.P

Method : G:\GCMSDATA\2017\GCMS_9\METHODQT\9M_0427.M
Title : @GCMS_9,mg,625,8270
Last Update : Thu Apr 27 12:50:18 2017

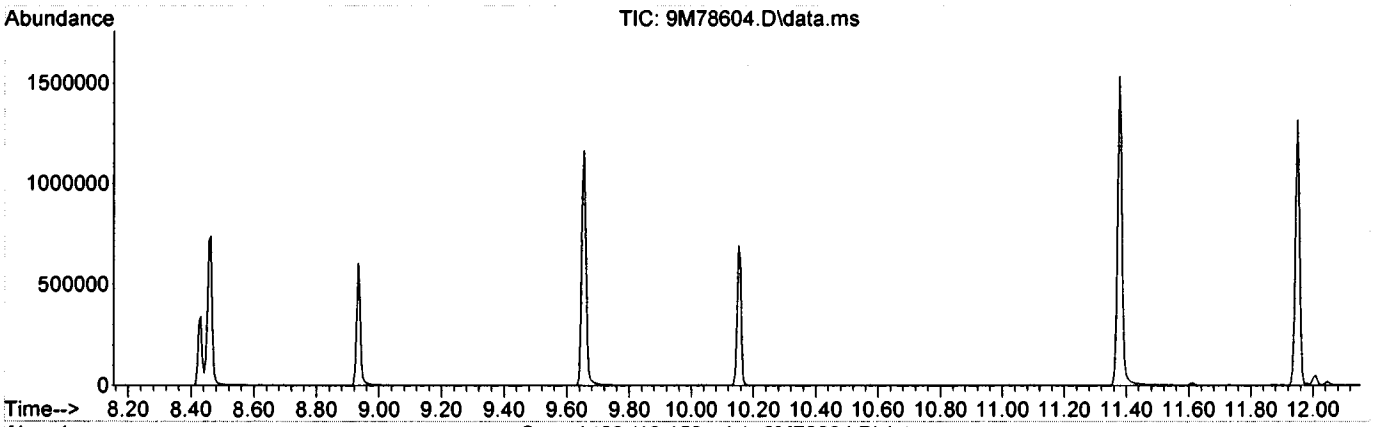

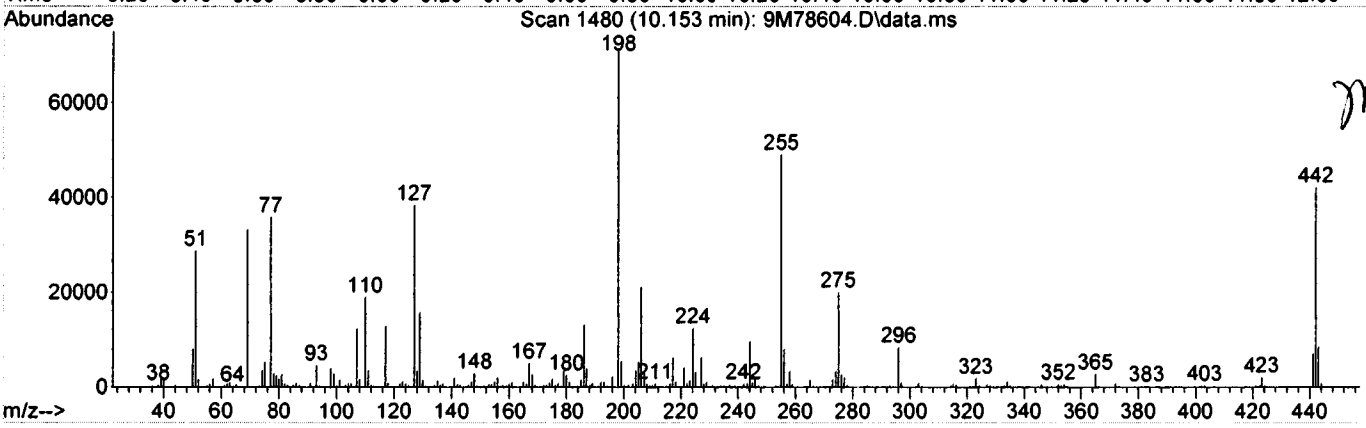

Spectrum Information: Scan 1480

Target Mass	Rel. to Mass	Lower Limit%	Upper Limit%	Rel. Abn%	Raw Abn	Result Pass/Fail
51	198	30	60	40.3	28784	PASS
68	69	0.00	2	0.0	0	PASS
69	198	0.00	100	46.6	33296	PASS
70	69	0.00	2	0.0	0	PASS
127	198	40	60	53.7	38384	PASS
197	198	0.00	1	0.0	0	PASS
198	198	100	100	100.0	71472	PASS
199	198	5	9	7.7	5483	PASS
275	198	10	30	28.0	20032	PASS
365	198	1	100	3.8	2735	PASS
441	443	0.01	100	83.6	7022	PASS
442	198	40	100	58.9	42088	PASS
443	442	17	23	20.0	8402	PASS

Form 5

Tune Name: CAL DFTPP **Data File:** 7M85184.D
Instrument: GCMS 7 **Analysis Date:** 07/03/17 08:17
Method: EPA 8270D

Tune Scan/Time Range: Average of 9.966 to 9.966 min

Tgt Mass	Rel Mass	Lo Lim	Hi Lim	Rel Abund	Raw Abund	Pass/ Fail
51	198	30	60	45.6	38272	PASS
68	69	0.00	2	0.0	0	PASS
69	198	0.00	100	45.0	37776	PASS
70	69	0.00	2	0.6	215	PASS
127	198	40	60	53.7	45088	PASS
197	198	0.00	1	0.0	0	PASS
198	198	100	100	100.0	83920	PASS
199	198	5	9	7.0	5908	PASS
275	198	10	30	20.9	17560	PASS
365	198	1	100	2.2	1868	PASS
441	443	0.01	100	75.5	6303	PASS
442	198	40	100	51.5	43216	PASS
443	442	17	23	19.3	8348	PASS

Data File	Sample Number	Analysis Date:
7M85185.D	BNA@50PPM	07/03/17 08:40
7M85186.D	CAL BNA@50PPM	07/03/17 09:03
7M85187.D	SMB60326	07/03/17 09:38
7M85188.D	AC98717-003	07/03/17 10:01
7M85189.D	AC98730-013	07/03/17 10:24
7M85190.D	AC98625-007	07/03/17 10:47
7M85191.D	AC98658-009	07/03/17 11:10
7M85192.D	AC98734-004	07/03/17 11:33
7M85193.D	AC98730-013(MS)	07/03/17 11:56
7M85194.D	AC98730-013(MSD	07/03/17 12:19
7M85195.D	AC98720-001(5X)	07/03/17 12:42
7M85196.D	AC98730-014(5X)	07/03/17 13:05
7M85197.D	AC98721-001(3X)	07/03/17 13:28
7M85198.D	SMB60334	07/03/17 13:51
7M85199.D	AC98754-001	07/03/17 14:14
7M85200.D	AC98719-003(3X)	07/03/17 14:38

Data Path : G:\GcMsData\2017\GCMS_7\Data\07-03-17\
Data File : 7M85184.D
Acq On : 3 Jul 2017 8:17
Operator : AH/JB
Sample : CAL DFTPP
Misc : A,BNA
ALS Vial : 1 Sample Multiplier: 1

Integration File: LSCINT.P

Method : G:\GCMSDATA\2017\GCMS_7\METHODQT\7M_0605.M
Title : @GCMS_7,mg,625,8270
Last Update : Mon Jun 05 14:38:54 2017

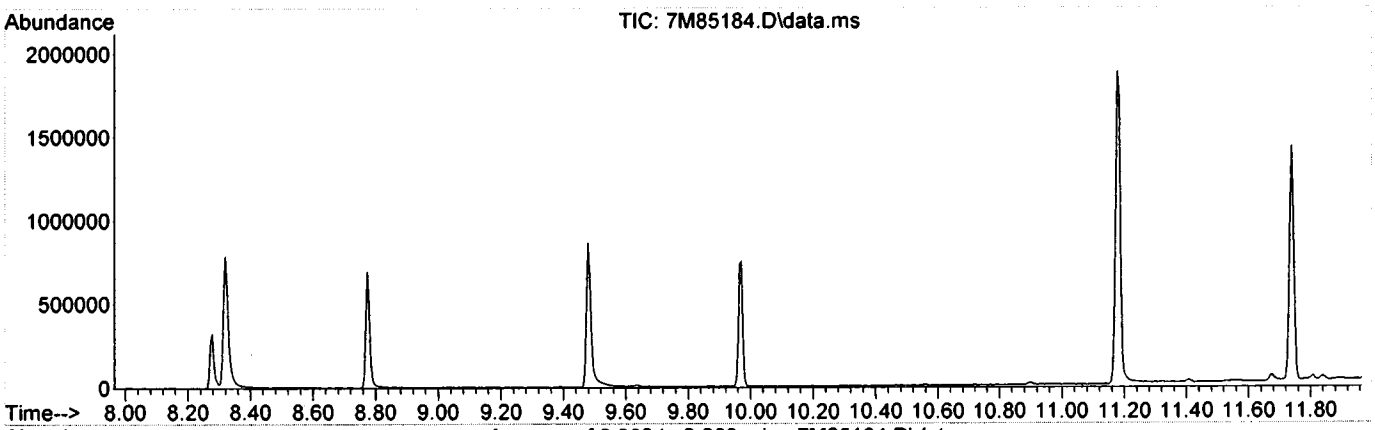

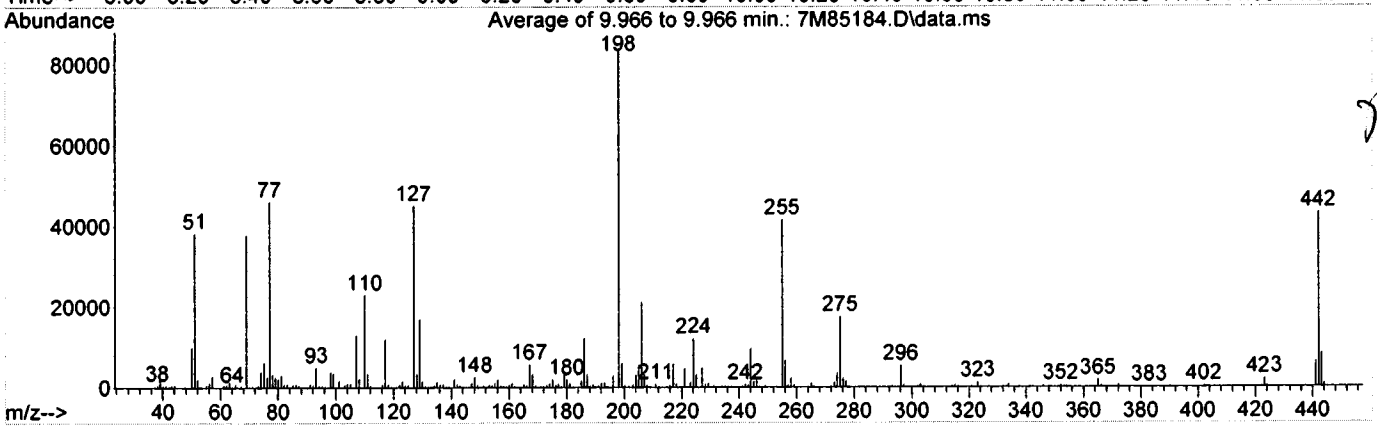

Spectrum Information: Average of 9.966 to 9.966 min.

Target Mass	Rel. to Mass	Lower Limit%	Upper Limit%	Rel. Abn%	Raw Abn	Result Pass/Fail
51	198	30	60	45.6	38272	PASS
68	69	0.00	2	0.0	0	PASS
69	198	0.00	100	45.0	37776	PASS
70	69	0.00	2	0.6	215	PASS
127	198	40	60	53.7	45088	PASS
197	198	0.00	1	0.0	0	PASS
198	198	100	100	100.0	83920	PASS
199	198	5	9	7.0	5908	PASS
275	198	10	30	20.9	17560	PASS
365	198	1	100	2.2	1868	PASS
441	443	0.01	100	75.5	6303	PASS
442	198	40	100	51.5	43216	PASS
443	442	17	23	19.3	8348	PASS

Form 5

Tune Name: CAL DFTPP **Data File:** 9M78910.D
Instrument: GCMS 9 **Analysis Date:** 07/03/17 08:18
Method: EPA 8270D

Tune Scan/Time Range: Average of 10.142 to 10.148 min

Tgt Mass	Rel Mass	Lo Lim	Hi Lim	Rel Abund	Raw Abund	Pass/ Fail
51	198	30	60	33.4	46372	PASS
68	69	0.00	2	0.0	0	PASS
69	198	0.00	100	39.1	54304	PASS
70	69	0.00	2	0.7	403	PASS
127	198	40	60	46.2	64240	PASS
197	198	0.00	1	0.0	0	PASS
198	198	100	100	100.0	138900	PASS
199	198	5	9	7.1	9848	PASS
275	198	10	30	27.6	38380	PASS
365	198	1	100	3.3	4645	PASS
441	443	0.01	100	63.3	9848	PASS
442	198	40	100	55.1	76576	PASS
443	442	17	23	20.3	15560	PASS

Data File	Sample Number	Analysis Date:
9M78911.D	BNA@50PPM	07/03/17 08:43
9M78912.D	CAL BNA@50PPM	07/03/17 09:08
9M78913.D	SMB60326	07/03/17 09:31
9M78914.D	SMB60326(MS)	07/03/17 09:54
9M78915.D	AC98737-003	07/03/17 10:35
9M78916.D	AC98737-005	07/03/17 10:58
9M78917.D	AC98737-007	07/03/17 11:21
9M78918.D	AC98721-005	07/03/17 11:44
9M78919.D	AC98761-008	07/03/17 12:07
9M78920.D	SMB60320	07/03/17 12:30
9M78921.D	SMB60324	07/03/17 12:53
9M78922.D	WMB60330(MS)	07/03/17 13:17
9M78923.D	WMB60330	07/03/17 13:41
9M78924.D	SMB60334(MS)	07/03/17 14:04
9M78925.D	SMB60334	07/03/17 14:28
9M78926.D	AC98757-001	07/03/17 14:51
9M78927.D	AC98757-002	07/03/17 15:15
9M78928.D	AC98723-001(T)	07/03/17 15:39
9M78929.D	AC98723-001(T)(M	07/03/17 16:02
9M78930.D	AC98723-001(T)(M	07/03/17 16:26
9M78931.D	AC98723-002(T)	07/03/17 16:49
9M78932.D	AC98700-004(T)	07/03/17 17:13
9M78933.D	AC98700-005(T)	07/03/17 17:36
9M78934.D	AC98686-001(T)	07/03/17 18:00
9M78935.D	AC98730-013(T)	07/03/17 18:23
9M78936.D	AC98730-014(T)	07/03/17 18:47
9M78937.D	AC98734-004(T)	07/03/17 19:10
9M78938.D	EF-1 V-258720(06/	07/03/17 19:34
9M78939.D	AC98757-002(3X)	07/03/17 19:57

Data Path : G:\GcMsData\2017\GCMS_9\Data\07-03-17\
Data File : 9M78910.D
Acq On : 3 Jul 2017 8:18
Operator : AH/JB
Sample : CAL DFTPP
Misc : A,BNA
ALS Vial : 1 Sample Multiplier: 1

Integration File: LSCINT.P

Method : G:\GCMSDATA\2017\GCMS_9\METHODQT\9M_0606.M
Title : @GCMS_9,mg,625,8270
Last Update : Tue Jun 06 14:19:24 2017

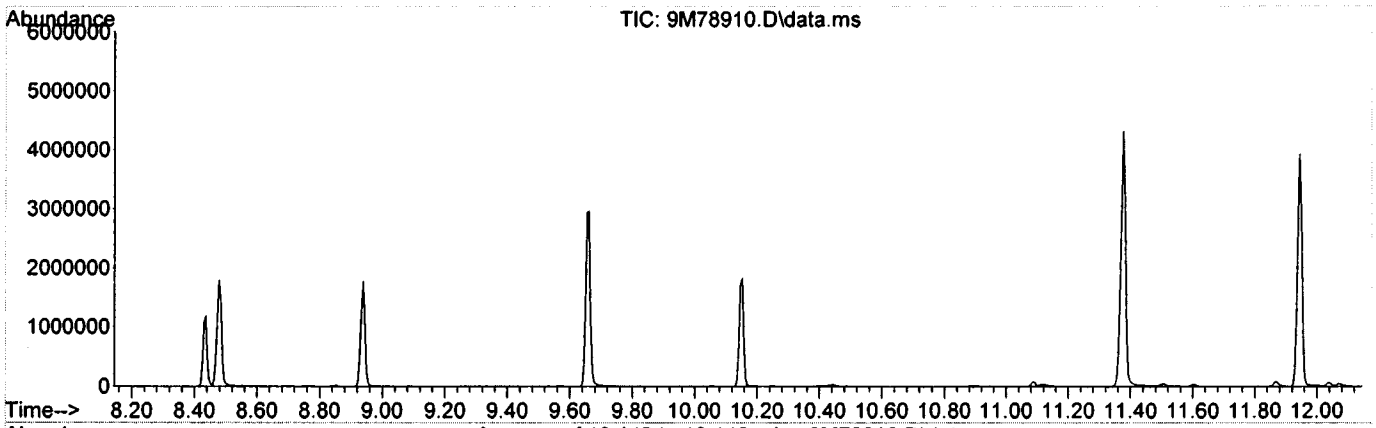

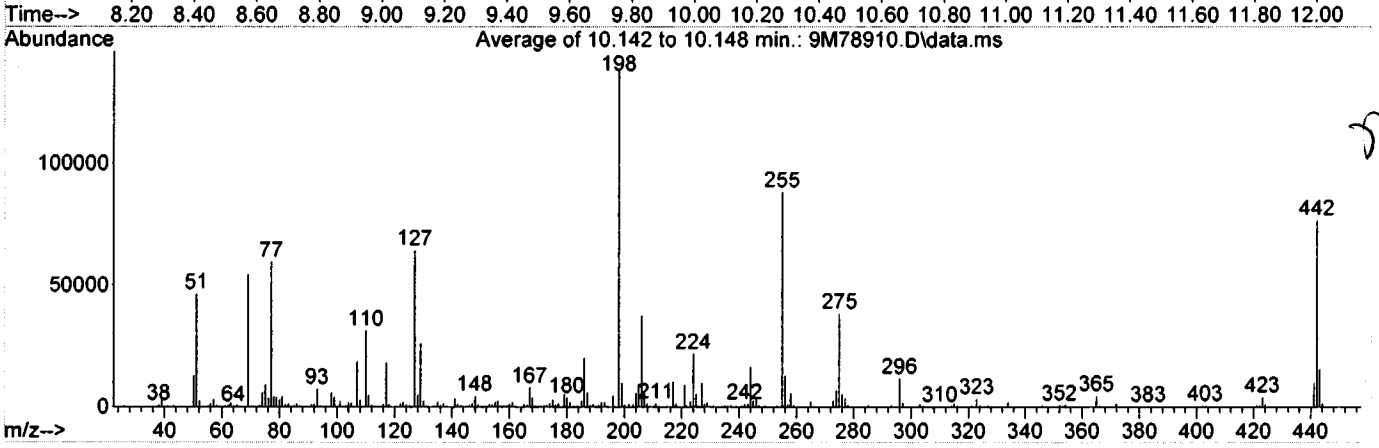

Spectrum Information: Average of 10.142 to 10.148 min.

Target Mass	Rel. to Mass	Lower Limit%	Upper Limit%	Rel. Abn%	Raw Abn	Result Pass/Fail
51	198	30	60	33.4	46372	PASS
68	69	0.00	2	0.0	0	PASS
69	198	0.00	100	39.1	54304	PASS
70	69	0.00	2	0.7	403	PASS
127	198	40	60	46.2	64240	PASS
197	198	0.00	1	0.0	0	PASS
198	198	100	100	100.0	138900	PASS
199	198	5	9	7.1	9848	PASS
275	198	10	30	27.6	38380	PASS
365	198	1	100	3.3	4645	PASS
441	443	0.01	100	63.3	9848	PASS
442	198	40	100	55.1	76576	PASS
443	442	17	23	20.3	15560	PASS

Form 5

Tune Name: CAL DFTPP **Data File:** 7M85201.D
Instrument: GCMS 7 **Analysis Date:** 07/03/17 15:15
Method: EPA 8270D

Tune Scan/Time Range: Average of 9.961 to 9.966 min

Tgt Mass	Rel Mass	Lo Lim	Hi Lim	Rel Abund	Raw Abund	Pass/ Fail
51	198	30	60	44.6	36496	PASS
68	69	0.00	2	0.0	0	PASS
69	198	0.00	100	45.2	36984	PASS
70	69	0.00	2	0.9	321	PASS
127	198	40	60	54.8	44812	PASS
197	198	0.00	1	0.0	0	PASS
198	198	100	100	100.0	81760	PASS
199	198	5	9	7.2	5878	PASS
275	198	10	30	23.5	19238	PASS
365	198	1	100	2.7	2176	PASS
441	443	0.01	100	75.6	7379	PASS
442	198	40	100	63.8	52132	PASS
443	442	17	23	18.7	9767	PASS

Data File	Sample Number	Analysis Date:
7M85202.D	CAL BNA@50PPM	07/03/17 15:38
7M85203.D	AC98721-002	07/03/17 16:16
7M85204.D	AC98721-003	07/03/17 16:40
7M85205.D	AC98721-004	07/03/17 17:03
7M85206.D	AC98737-008	07/03/17 17:26
7M85207.D	AC98765-012	07/03/17 17:50
7M85208.D	AC98765-016	07/03/17 18:13
7M85209.D	AC98765-017	07/03/17 18:36
7M85210.D	AC98625-007(5X)	07/03/17 19:00
7M85211.D	AC98625-007(5X)(	07/03/17 19:23
7M85212.D	AC98625-007(5X)(	07/03/17 19:46
7M85213.D	AC98761-005	07/03/17 20:09
7M85214.D	AC98761-006	07/03/17 20:33
7M85215.D	AC98737-001	07/03/17 20:56
7M85216.D	AC98737-002	07/03/17 21:19
7M85217.D	AC98736-007	07/03/17 21:42
7M85218.D	AC98736-007(MS)	07/03/17 22:05
7M85219.D	AC98736-007(MSD	07/03/17 22:28
7M85220.D	AC98736-001	07/03/17 22:51
7M85221.D	AC98736-002	07/03/17 23:14
7M85222.D	AC98736-003	07/03/17 23:37
7M85223.D	AC98736-004	07/04/17 00:00
7M85224.D	AC98736-005	07/04/17 00:22
7M85225.D	AC98736-006	07/04/17 00:45
7M85226.D	AC98775-001	07/04/17 01:08
7M85227.D	AC98761-007(5X)	07/04/17 01:31
7M85228.D	AC98737-006(5X)	07/04/17 01:54
7M85229.D	AC98737-009(5X)	07/04/17 02:17
7M85230.D	AC98765-018(5X)	07/04/17 02:39
7M85231.D	AC98719-001(3X)	07/04/17 03:02

7062915 0230

Data Path : G:\GcMsData\2017\GCMS_7\Data\07-0317\
Data File : 7M85201.D
Acq On : 3 Jul 2017 15:15
Operator : AH/JB
Sample : CAL DFTPP
Misc : A,BNA
ALS Vial : 1 Sample Multiplier: 1

Integration File: LSCINT.P

Method : G:\GCMSDATA\2017\GCMS_7\METHODQT\7M_0605.M
Title : @GCMS_7,mg,625,8270
Last Update : Mon Jun 05 14:38:54 2017

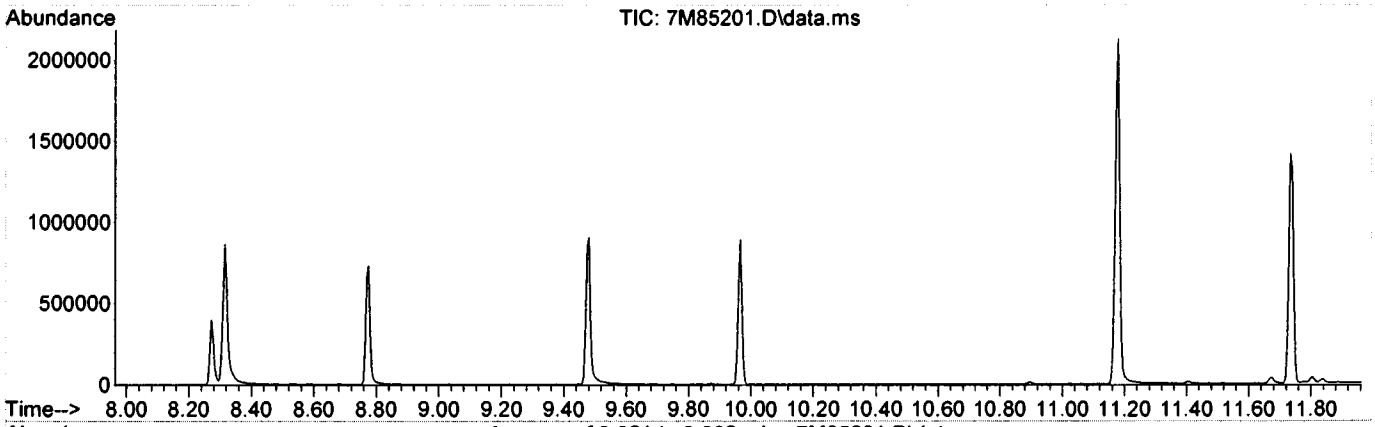

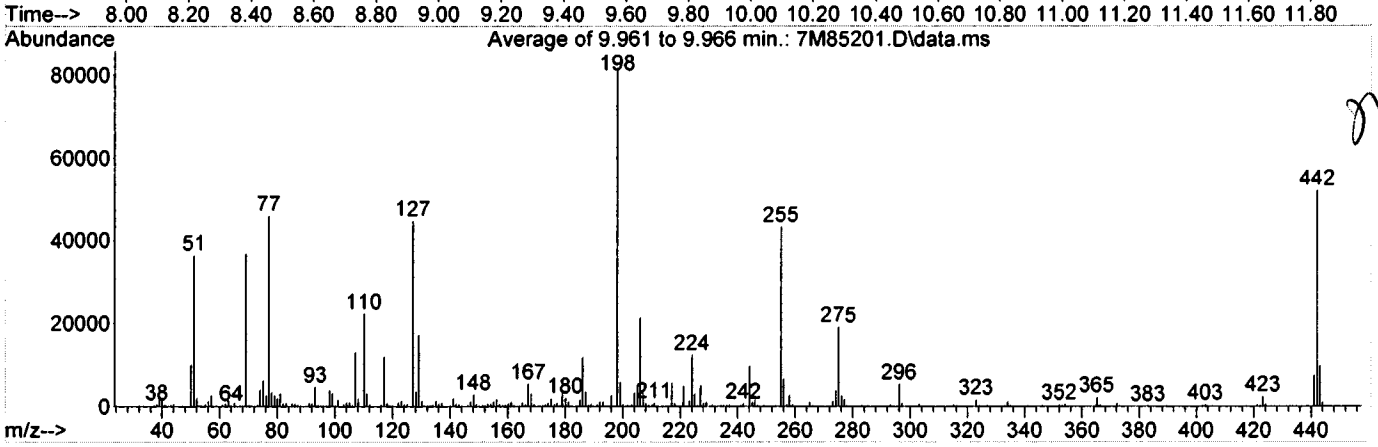

Spectrum Information: Average of 9.961 to 9.966 min.

Target Mass	Rel. to Mass	Lower Limit%	Upper Limit%	Rel. Abn%	Raw Abn	Result Pass/Fail
51	198	30	60	44.6	36496	PASS
68	69	0.00	2	0.0	0	PASS
69	198	0.00	100	45.2	36984	PASS
70	69	0.00	2	0.9	321	PASS
127	198	40	60	54.8	44812	PASS
197	198	0.00	1	0.0	0	PASS
198	198	100	100	100.0	81760	PASS
199	198	5	9	7.2	5878	PASS
275	198	10	30	23.5	19238	PASS
365	198	1	100	2.7	2176	PASS
441	443	0.01	100	75.6	7379	PASS
442	198	40	100	63.8	52132	PASS
443	442	17	23	18.7	9767	PASS

Form 5

Tune Name: CAL DFTPP
Instrument: GCMS 7

Data File: 7M85232.D
Analysis Date: 07/05/17 09:49
Method: EPA 8270D

Tune Scan/Time Range: Scan 1432

Tgt Mass	Rel Mass	Lo Lim	Hi Lim	Rel Abund	Raw Abund	Pass/ Fail
51	198	30	60	42.2	73544	PASS
68	69	0.00	2	0.0	0	PASS
69	198	0.00	100	42.2	73608	PASS
70	69	0.00	2	0.7	525	PASS
127	198	40	60	51.6	89944	PASS
197	198	0.00	1	0.0	0	PASS
198	198	100	100	100.0	174272	PASS
199	198	5	9	6.8	11785	PASS
275	198	10	30	23.5	40936	PASS
365	198	1	100	2.5	4363	PASS
441	443	0.01	100	68.5	14348	PASS
442	198	40	100	58.3	101648	PASS
443	442	17	23	20.6	20936	PASS

Data File	Sample Number	Analysis Date:
7M85233.D	CAL BNA@50PPM	07/05/17 10:14
7M85234.D	AC98738-004	07/05/17 10:51
7M85235.D	AC98776-001	07/05/17 11:14
7M85236.D	AC98653-007	07/05/17 11:37
7M85237.D	AC98738-003(3X)	07/05/17 12:00
7M85238.D	AC98778-010(5X)	07/05/17 12:24
7M85239.D	AC98719-001	07/05/17 12:47
7M85240.D	AC98625-007(5X)	07/05/17 13:10
7M85241.D	AC98765-018(3X)	07/05/17 13:33
7M85242.D	AC98737-009(3X)	07/05/17 13:56
7M85243.D	AC98761-007(3X)	07/05/17 14:20
7M85244.D	SMB60344	07/05/17 14:54
7M85245.D	SMB60345	07/05/17 15:17
7M85246.D	AC98778-009	07/05/17 15:40
7M85247.D	AC98765-003	07/05/17 16:03
7M85248.D	AC98765-006	07/05/17 16:26
7M85249.D	AC98765-001(3X)	07/05/17 16:49
7M85250.D	AC98765-001(3X)(	07/05/17 17:13
7M85251.D	AC98765-001(3X)(	07/05/17 17:36
7M85252.D	AC98765-002(3X)	07/05/17 17:59
7M85253.D	AC98765-005(3X)	07/05/17 18:23
7M85254.D	AC98765-007(3X)	07/05/17 18:46
7M85255.D	AC98765-008(3X)	07/05/17 19:09
7M85256.D	AC98765-004(3X)	07/05/17 19:32
7M85257.D	AC98765-009(3X)	07/05/17 19:55
7M85258.D	AC98765-010(3X)	07/05/17 20:19
7M85259.D	AC98722-001(3X)(	07/05/17 20:42
7M85260.D	AC98707-001	07/05/17 21:05
7M85261.D	AC98778-008	07/05/17 21:28

Data Path : G:\GcMsData\2017\GCMS_7\Data\07-05-17\
Data File : 7M85232.D
Acq On : 5 Jul 2017 9:49
Operator : AH/JB
Sample : CAL DFTPP
Misc : A,BNA
ALS Vial : 1 Sample Multiplier: 1

Integration File: LSCINT.P

Method : G:\GCMSDATA\2017\GCMS_7\METHODQT\7M_0605.M
Title : @GCMS_7,mg,625,8270
Last Update : Mon Jun 05 14:38:54 2017

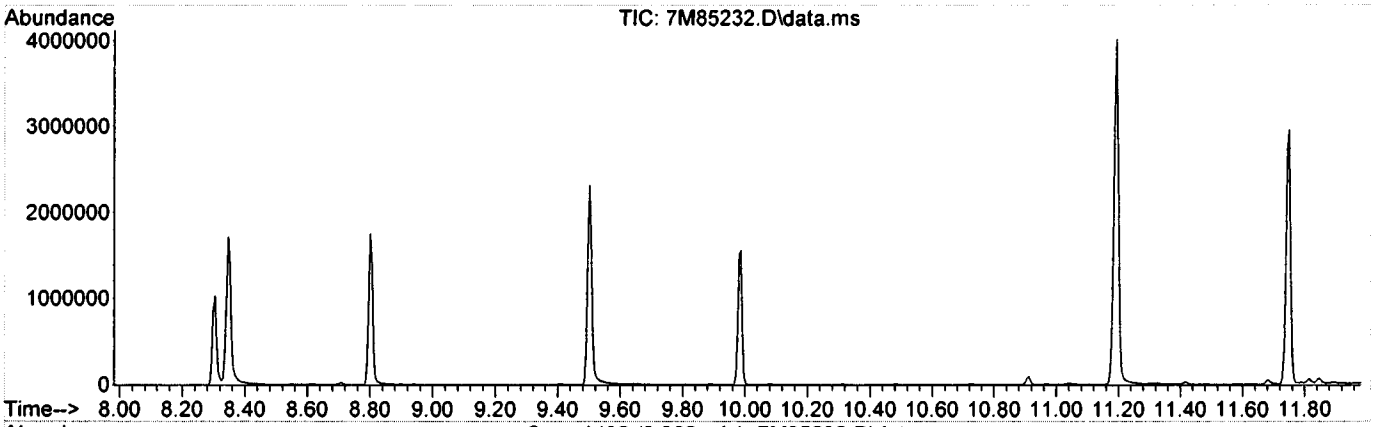

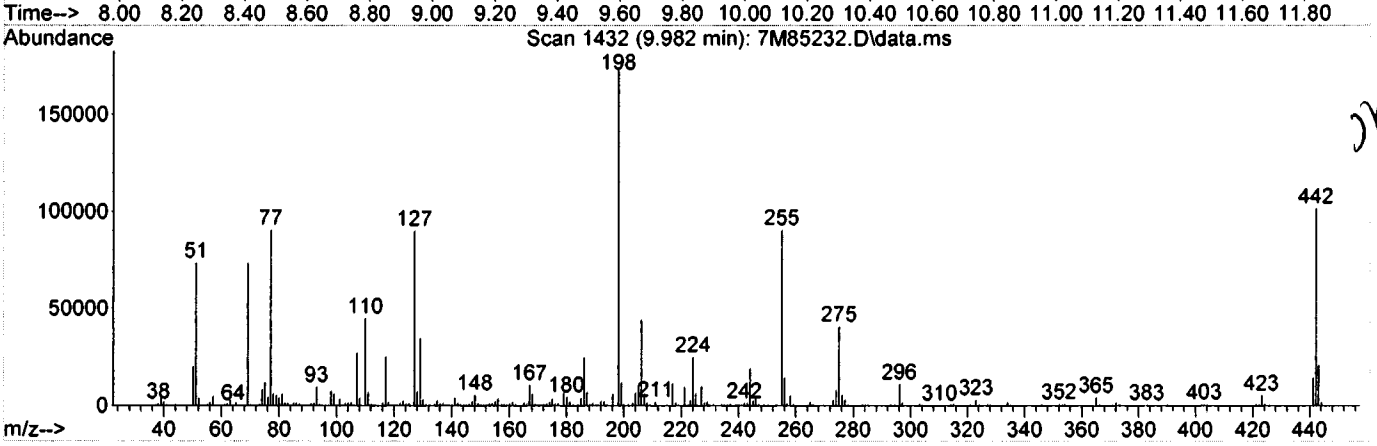

Spectrum Information: Scan 1432

Target Mass	Rel. to Mass	Lower Limit%	Upper Limit%	Rel. Abn%	Raw Abn	Result Pass/Fail
51	198	30	60	42.2	73544	PASS
68	69	0.00	2	0.0	0	PASS
69	198	0.00	100	42.2	73608	PASS
70	69	0.00	2	0.7	525	PASS
127	198	40	60	51.6	89944	PASS
197	198	0.00	1	0.0	0	PASS
198	198	100	100	100.0	174272	PASS
199	198	5	9	6.8	11785	PASS
275	198	10	30	23.5	40936	PASS
365	198	1	100	2.5	4363	PASS
441	443	0.01	100	68.5	14348	PASS
442	198	40	100	58.3	101648	PASS
443	442	17	23	20.6	20936	PASS

Form 5

Tune Name: CAL DFTPP
Instrument: GCMS 7

Data File: 7M84391.D
Analysis Date: 06/05/17 09:53
Method: EPA 8270D

Tune Scan/Time Range: Scan 1434

Tgt Mass	Rel Mass	Lo Lim	Hi Lim	Rel Abund	Raw Abund	Pass/ Fail
51	198	30	60	40.6	27264	PASS
68	69	0.00	2	0.0	0	PASS
69	198	0.00	100	46.5	31192	PASS
70	69	0.00	2	1.0	321	PASS
127	198	40	60	53.9	36176	PASS
197	198	0.00	1	0.0	0	PASS
198	198	100	100	100.0	67136	PASS
199	198	5	9	6.8	4539	PASS
275	198	10	30	20.6	13799	PASS
365	198	1	100	2.0	1311	PASS
441	443	0.01	100	62.8	3913	PASS
442	198	40	100	43.1	28912	PASS
443	442	17	23	21.5	6228	PASS

Data File	Sample Number	Analysis Date:
7M84392.D	CAL BNA@50PPM	06/05/17 10:17
7M84393.D	CAL BNA@50PPM	06/05/17 10:41
7M84394.D	CAL BNA@10PPM	06/05/17 11:05
7M84395.D	CAL BNA@196PP	06/05/17 11:31
7M84396.D	CAL BNA@160PP	06/05/17 11:54
7M84397.D	CAL BNA@120PP	06/05/17 12:18
7M84398.D	CAL BNA@80PPM	06/05/17 12:42
7M84399.D	CAL BNA@20PPM	06/05/17 13:05
7M84400.D	CAL BNA@2PPM	06/05/17 13:29
7M84401.D	CAL BNA@.5PPM	06/05/17 13:53
7M84402.D	ICV BNA@50PPM	06/05/17 14:16

Data Path : G:\GcMsData\2017\GCMS_7\Data\06-05-17\
Data File : 7M84391.D
Acq On : 5 Jun 2017 9:53
Operator : AH/JB
Sample : CAL DFTPP
Misc : A,BNA
ALS Vial : 1 Sample Multiplier: 1

Integration File: LSCINT.P

Method : G:\GCMSDATA\2017\GCMS_7\METHODQT\7M_0428.M
Title : @GCMS_7,mg,625,8270
Last Update : Fri Apr 28 17:22:01 2017

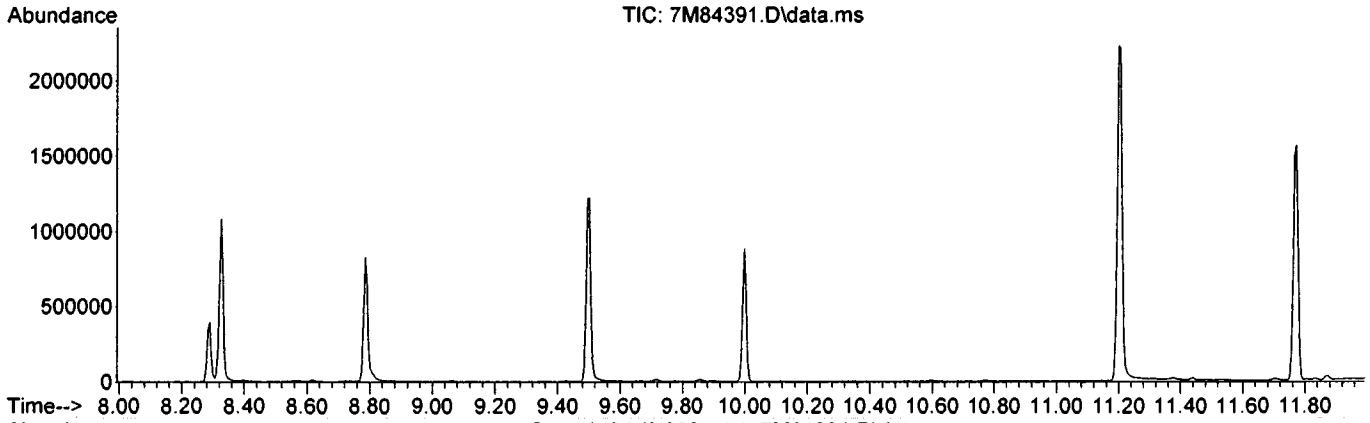

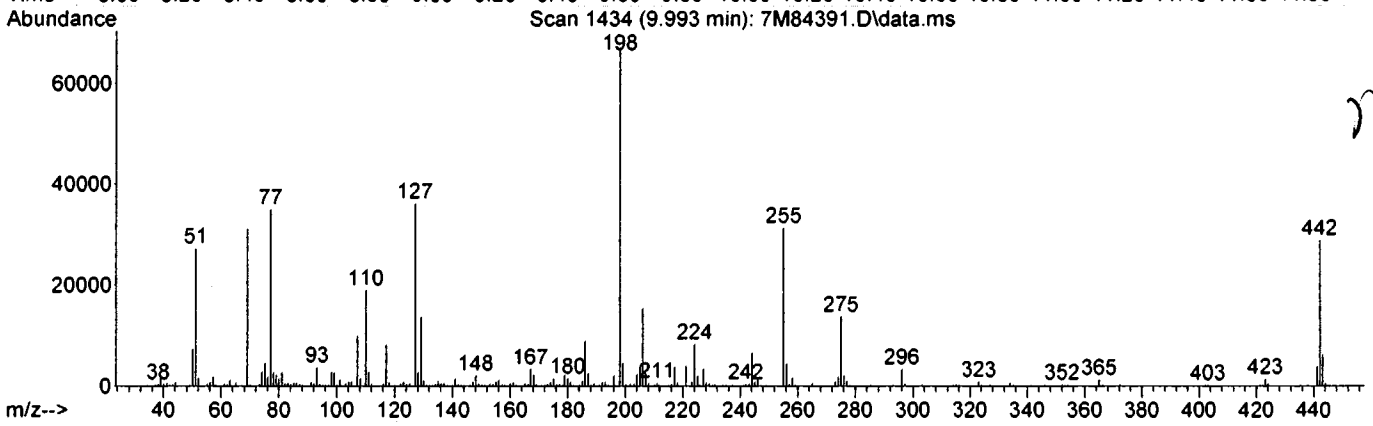

Spectrum Information: Scan 1434

Target Mass	Rel. to Mass	Lower Limit%	Upper Limit%	Rel. Abn%	Raw Abn	Result Pass/Fail
51	198	30	60	40.6	27264	PASS
68	69	0.00	2	0.0	0	PASS
69	198	0.00	100	46.5	31192	PASS
70	69	0.00	2	1.0	321	PASS
127	198	40	60	53.9	36176	PASS
197	198	0.00	1	0.0	0	PASS
198	198	100	100	100.0	67136	PASS
199	198	5	9	6.8	4539	PASS
275	198	10	30	20.6	13799	PASS
365	198	1	100	2.0	1311	PASS
441	443	0.01	100	62.8	3913	PASS
442	198	40	100	43.1	28912	PASS
443	442	17	23	21.5	6228	PASS

Form 5

Tune Name: CAL DFTPP
Instrument: GCMS 9

Data File: 9M78604.D
Analysis Date: 06/06/17 09:58
Method: EPA 8270D

Tune Scan/Time Range: Scan 1480

Tgt Mass	Rel Mass	Lo Lim	Hi Lim	Rel Abund	Raw Abund	Pass/ Fail
51	198	30	60	40.3	28784	PASS
68	69	0.00	2	0.0	0	PASS
69	198	0.00	100	46.6	33296	PASS
70	69	0.00	2	0.0	0	PASS
127	198	40	60	53.7	38384	PASS
197	198	0.00	1	0.0	0	PASS
198	198	100	100	100.0	71472	PASS
199	198	5	9	7.7	5483	PASS
275	198	10	30	28.0	20032	PASS
365	198	1	100	3.8	2735	PASS
441	443	0.01	100	83.6	7022	PASS
442	198	40	100	58.9	42088	PASS
443	442	17	23	20.0	8402	PASS

Data File	Sample Number	Analysis Date:
9M78605.D	CAL BNA@50PPM	06/06/17 10:34
9M78606.D	CAL BNA@10PPM	06/06/17 10:58
9M78607.D	CAL BNA@196PP	06/06/17 11:33
9M78608.D	CAL BNA@160PP	06/06/17 11:56
9M78609.D	CAL BNA@120PP	06/06/17 12:19
9M78610.D	CAL BNA@80PPM	06/06/17 12:42
9M78611.D	CAL BNA@20PPM	06/06/17 13:05
9M78612.D	CAL BNA@2PPM	06/06/17 13:28
9M78613.D	CAL BNA@0.5PP	06/06/17 13:51
9M78614.D	ICV BNA@50PPM	06/06/17 15:01

Data Path : G:\GcMsData\2017\GCMS_9\Data\06-06-17\
Data File : 9M78604.D
Acq On : 6 Jun 2017 9:58
Operator : AH/JB
Sample : CAL DFTPP
Misc : A,BNA
ALS Vial : 1 Sample Multiplier: 1

Integration File: LSCINT.P

Method : G:\GCMSDATA\2017\GCMS_9\METHODQT\9M_0427.M
Title : @GCMS_9,mg,625,8270
Last Update : Thu Apr 27 12:50:18 2017

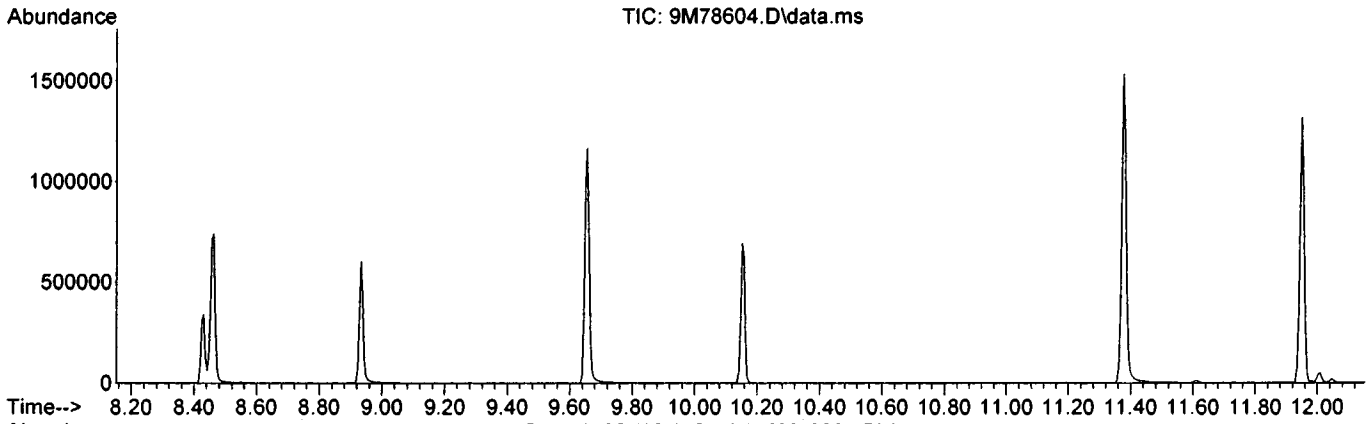

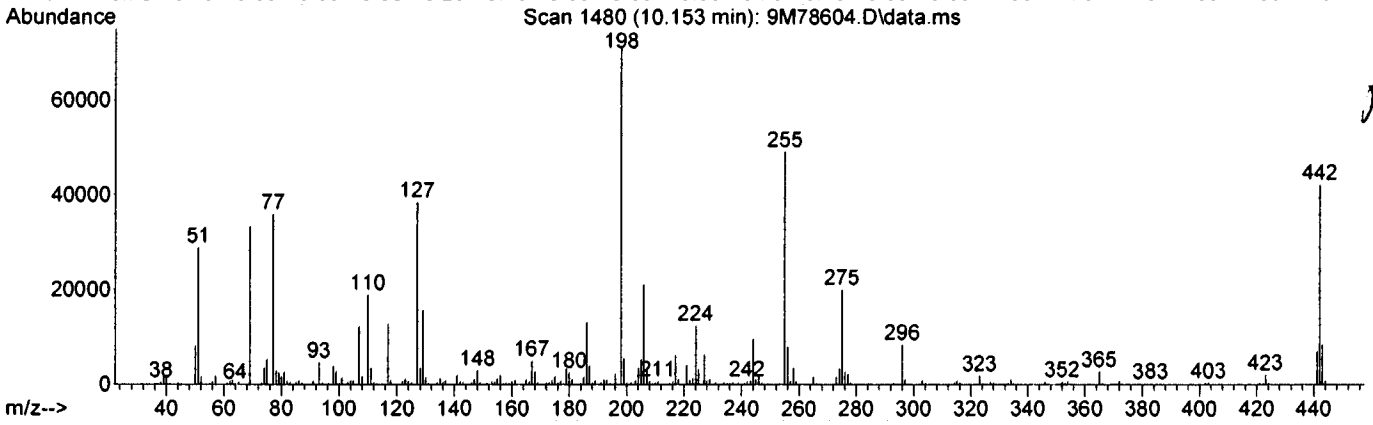

Spectrum Information: Scan 1480

Target Mass	Rel. to Mass	Lower Limit%	Upper Limit%	Rel. Abn%	Raw Abn	Result Pass/Fail
51	198	30	60	40.3	28784	PASS
68	69	0.00	2	0.0	0	PASS
69	198	0.00	100	46.6	33296	PASS
70	69	0.00	2	0.0	0	PASS
127	198	40	60	53.7	38384	PASS
197	198	0.00	1	0.0	0	PASS
198	198	100	100	100.0	71472	PASS
199	198	5	9	7.7	5483	PASS
275	198	10	30	28.0	20032	PASS
365	198	1	100	3.8	2735	PASS
441	443	0.01	100	83.6	7022	PASS
442	198	40	100	58.9	42088	PASS
443	442	17	23	20.0	8402	PASS

Form 5

Tune Name: CAL DFTPP
Instrument: GCMS 7

Data File: 7M85184.D
Analysis Date: 07/03/17 08:17
Method: EPA 8270D

Tune Scan/Time Range: Average of 9.966 to 9.966 min

Tgt Mass	Rel Mass	Lo Lim	Hi Lim	Rel Abund	Raw Abund	Pass/ Fail
51	198	30	60	45.6	38272	PASS
68	69	0.00	2	0.0	0	PASS
69	198	0.00	100	45.0	37776	PASS
70	69	0.00	2	0.6	215	PASS
127	198	40	60	53.7	45088	PASS
197	198	0.00	1	0.0	0	PASS
198	198	100	100	100.0	83920	PASS
199	198	5	9	7.0	5908	PASS
275	198	10	30	20.9	17560	PASS
365	198	1	100	2.2	1868	PASS
441	443	0.01	100	75.5	6303	PASS
442	198	40	100	51.5	43216	PASS
443	442	17	23	19.3	8348	PASS

Data File	Sample Number	Analysis Date:
7M85185.D	BNA@50PPM	07/03/17 08:40
7M85186.D	CAL BNA@50PPM	07/03/17 09:03
7M85187.D	SMB60326	07/03/17 09:38
7M85188.D	AC98717-003	07/03/17 10:01
7M85189.D	AC98730-013	07/03/17 10:24
7M85190.D	AC98625-007	07/03/17 10:47
7M85191.D	AC98658-009	07/03/17 11:10
7M85192.D	AC98734-004	07/03/17 11:33
7M85193.D	AC98730-013(MS)	07/03/17 11:56
7M85194.D	AC98730-013(MSD	07/03/17 12:19
7M85195.D	AC98720-001(5X)	07/03/17 12:42
7M85196.D	AC98730-014(5X)	07/03/17 13:05
7M85197.D	AC98721-001(3X)	07/03/17 13:28
7M85198.D	SMB60334	07/03/17 13:51
7M85199.D	AC98754-001	07/03/17 14:14
7M85200.D	AC98719-003(3X)	07/03/17 14:38

Data Path : G:\GcMsData\2017\GCMS_7\Data\07-03-17\
Data File : 7M85184.D
Acq On : 3 Jul 2017 8:17
Operator : AH/JB
Sample : CAL DFTPP
Misc : A,BNA
ALS Vial : 1 Sample Multiplier: 1

Integration File: LSCINT.P

Method : G:\GCMSDATA\2017\GCMS_7\METHODQT\7M_0605.M
Title : @GCMS_7,mg,625,8270
Last Update : Mon Jun 05 14:38:54 2017

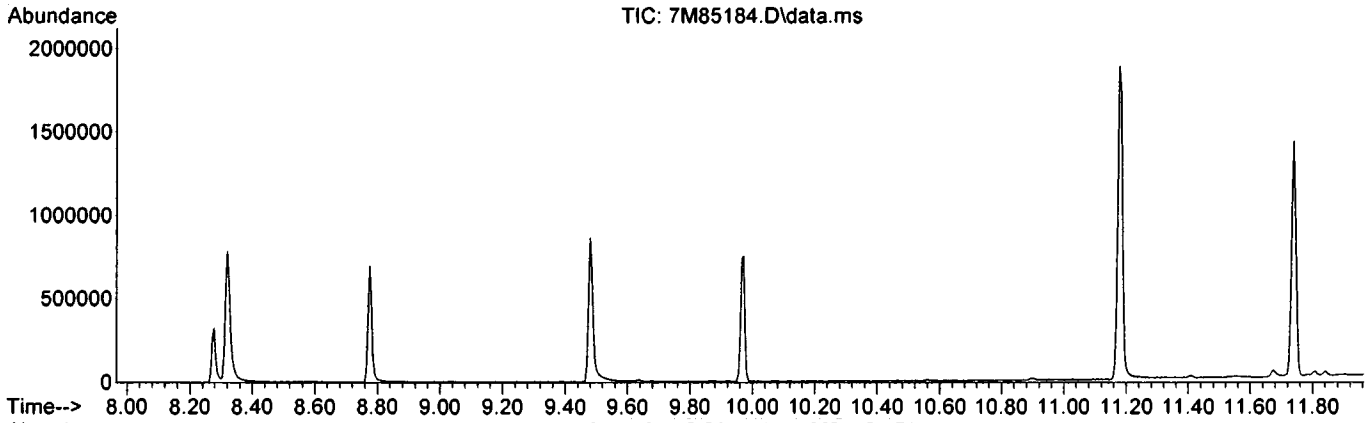

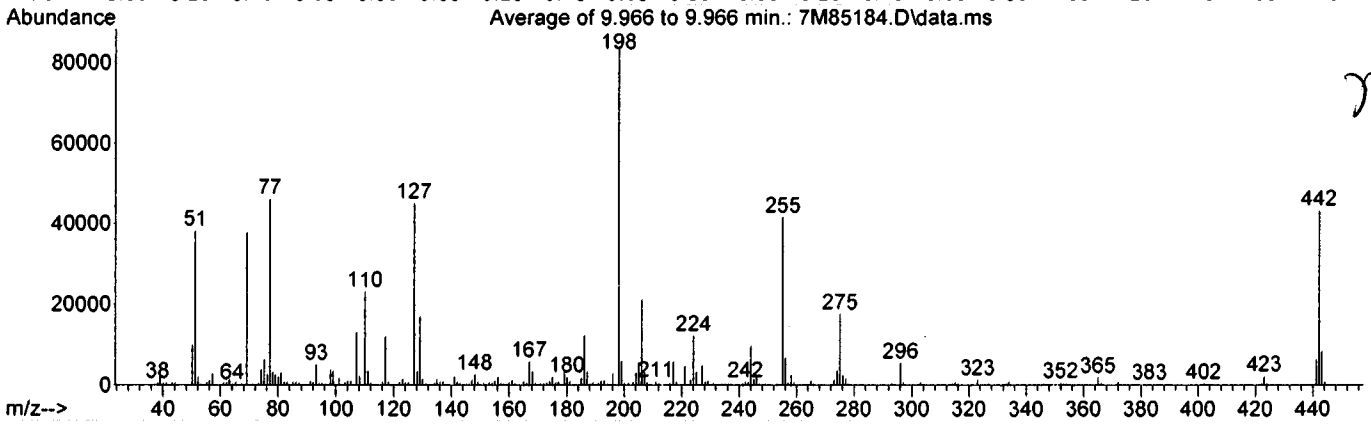

Spectrum Information: Average of 9.966 to 9.966 min.

Target Mass	Rel. to Mass	Lower Limit%	Upper Limit%	Rel. Abn%	Raw Abn	Result Pass/Fail
51	198	30	60	45.6	38272	PASS
68	69	0.00	2	0.0	0	PASS
69	198	0.00	100	45.0	37776	PASS
70	69	0.00	2	0.6	215	PASS
127	198	40	60	53.7	45088	PASS
197	198	0.00	1	0.0	0	PASS
198	198	100	100	100.0	83920	PASS
199	198	5	9	7.0	5908	PASS
275	198	10	30	20.9	17560	PASS
365	198	1	100	2.2	1868	PASS
441	443	0.01	100	75.5	6303	PASS
442	198	40	100	51.5	43216	PASS
443	442	17	23	19.3	8348	PASS

Form 5

Tune Name: CAL DFTPP **Data File:** 9M78910.D
Instrument: GCMS 9 **Analysis Date:** 07/03/17 08:18
Method: EPA 8270D

Tune Scan/Time Range: Average of 10.142 to 10.148 min

Tgt Mass	Rel Mass	Lo Lim	Hi Lim	Rel Abund	Raw Abund	Pass/ Fail
51	198	30	60	33.4	46372	PASS
68	69	0.00	2	0.0	0	PASS
69	198	0.00	100	39.1	54304	PASS
70	69	0.00	2	0.7	403	PASS
127	198	40	60	46.2	64240	PASS
197	198	0.00	1	0.0	0	PASS
198	198	100	100	100.0	138900	PASS
199	198	5	9	7.1	9848	PASS
275	198	10	30	27.6	38380	PASS
365	198	1	100	3.3	4645	PASS
441	443	0.01	100	63.3	9848	PASS
442	198	40	100	55.1	76576	PASS
443	442	17	23	20.3	15560	PASS

Data File	Sample Number	Analysis Date:
9M78911.D	BNA@50PPM	07/03/17 08:43
9M78912.D	CAL BNA@50PPM	07/03/17 09:08
9M78913.D	SMB60326	07/03/17 09:31
9M78914.D	SMB60326(MS)	07/03/17 09:54
9M78915.D	AC98737-003	07/03/17 10:35
9M78916.D	AC98737-005	07/03/17 10:58
9M78917.D	AC98737-007	07/03/17 11:21
9M78918.D	AC98721-005	07/03/17 11:44
9M78919.D	AC98761-008	07/03/17 12:07
9M78920.D	SMB60320	07/03/17 12:30
9M78921.D	SMB60324	07/03/17 12:53
9M78922.D	WMB60330(MS)	07/03/17 13:17
9M78923.D	WMB60330	07/03/17 13:41
9M78924.D	SMB60334(MS)	07/03/17 14:04
9M78925.D	SMB60334	07/03/17 14:28
9M78926.D	AC98757-001	07/03/17 14:51
9M78927.D	AC98757-002	07/03/17 15:15
9M78928.D	AC98723-001(T)	07/03/17 15:39
9M78929.D	AC98723-001(T)(M	07/03/17 16:02
9M78930.D	AC98723-001(T)(M	07/03/17 16:26
9M78931.D	AC98723-002(T)	07/03/17 16:49
9M78932.D	AC98700-004(T)	07/03/17 17:13
9M78933.D	AC98700-005(T)	07/03/17 17:36
9M78934.D	AC98686-001(T)	07/03/17 18:00
9M78935.D	AC98730-013(T)	07/03/17 18:23
9M78936.D	AC98730-014(T)	07/03/17 18:47
9M78937.D	AC98734-004(T)	07/03/17 19:10
9M78938.D	EF-1 V-258720(06/	07/03/17 19:34
9M78939.D	AC98757-002(3X)	07/03/17 19:57

Data Path : G:\GcMsData\2017\GCMS_9\Data\07-03-17\
Data File : 9M78910.D
Acq On : 3 Jul 2017 8:18
Operator : AH/JB
Sample : CAL DFTPP
Misc : A,BNA
ALS Vial : 1 Sample Multiplier: 1

Integration File: LSCINT.P

Method : G:\GCMSDATA\2017\GCMS_9\METHODQT\9M_0606.M
Title : @GCMS_9,mg,625,8270
Last Update : Tue Jun 06 14:19:24 2017

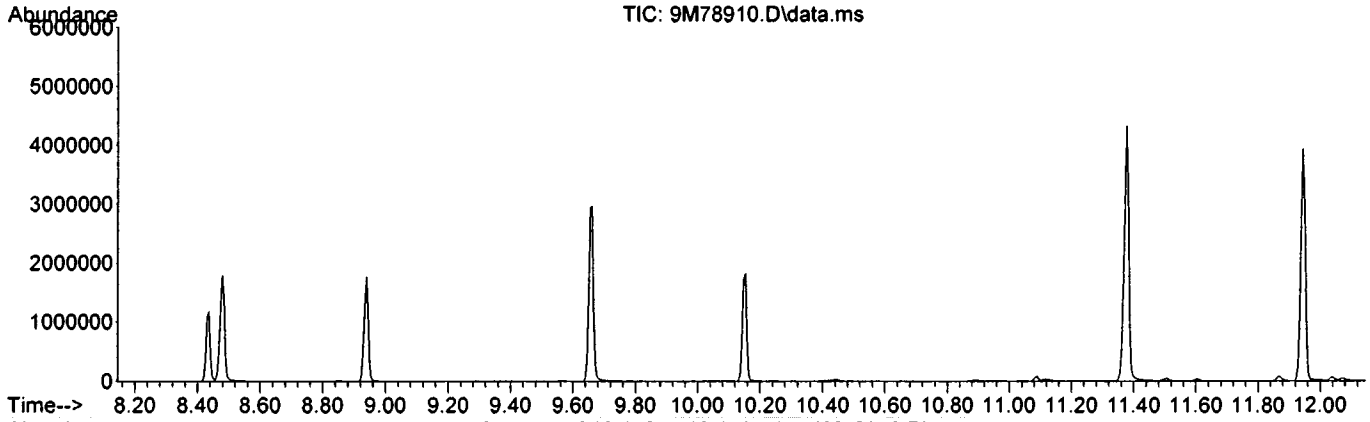

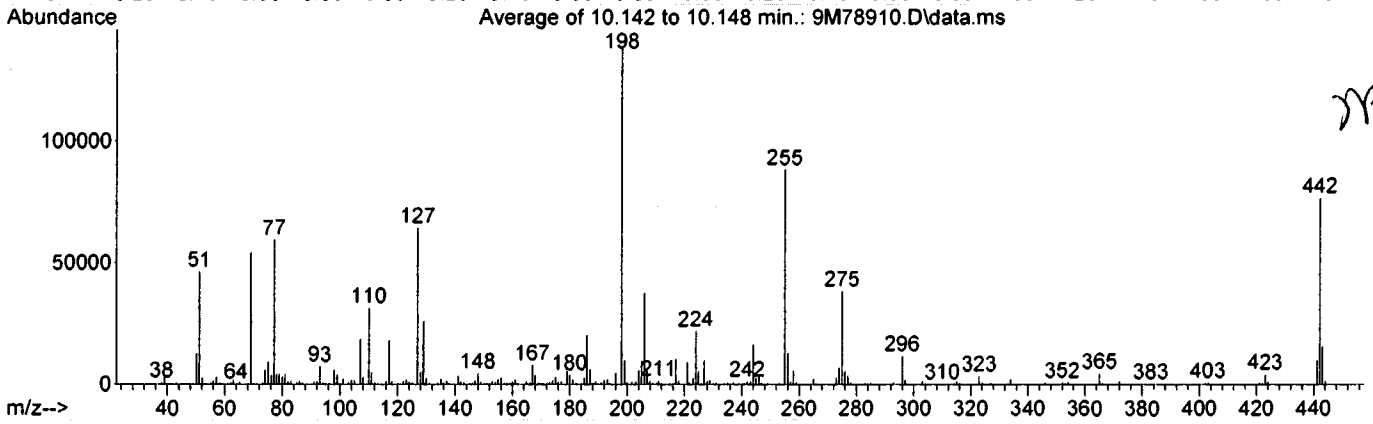

Spectrum Information: Average of 10.142 to 10.148 min.

Target Mass	Rel. to Mass	Lower Limit%	Upper Limit%	Rel. Abn%	Raw Abn	Result Pass/Fail
51	198	30	60	33.4	46372	PASS
68	69	0.00	2	0.0	0	PASS
69	198	0.00	100	39.1	54304	PASS
70	69	0.00	2	0.7	403	PASS
127	198	40	60	46.2	64240	PASS
197	198	0.00	1	0.0	0	PASS
198	198	100	100	100.0	138900	PASS
199	198	5	9	7.1	9848	PASS
275	198	10	30	27.6	38380	PASS
365	198	1	100	3.3	4645	PASS
441	443	0.01	100	63.3	9848	PASS
442	198	40	100	55.1	76576	PASS
443	442	17	23	20.3	15560	PASS

Form 5

Tune Name: CAL DFTPP
Instrument: GCMS 7

Data File: 7M85201.D
Analysis Date: 07/03/17 15:15
Method: EPA 8270D

Tune Scan/Time Range: Average of 9.961 to 9.966 min

Tgt Mass	Rel Mass	Lo Lim	Hi Lim	Rel Abund	Raw Abund	Pass/ Fail
51	198	30	60	44.6	36496	PASS
68	69	0.00	2	0.0	0	PASS
69	198	0.00	100	45.2	36984	PASS
70	69	0.00	2	0.9	321	PASS
127	198	40	60	54.8	44812	PASS
197	198	0.00	1	0.0	0	PASS
198	198	100	100	100.0	81760	PASS
199	198	5	9	7.2	5878	PASS
275	198	10	30	23.5	19238	PASS
365	198	1	100	2.7	2176	PASS
441	443	0.01	100	75.6	7379	PASS
442	198	40	100	63.8	52132	PASS
443	442	17	23	18.7	9767	PASS

Data File	Sample Number	Analysis Date:
7M85202.D	CAL BNA@50PPM	07/03/17 15:38
7M85203.D	AC98721-002	07/03/17 16:16
7M85204.D	AC98721-003	07/03/17 16:40
7M85205.D	AC98721-004	07/03/17 17:03
7M85206.D	AC98737-008	07/03/17 17:26
7M85207.D	AC98765-012	07/03/17 17:50
7M85208.D	AC98765-016	07/03/17 18:13
7M85209.D	AC98765-017	07/03/17 18:36
7M85210.D	AC98625-007(5X)	07/03/17 19:00
7M85211.D	AC98625-007(5X)(	07/03/17 19:23
7M85212.D	AC98625-007(5X)(	07/03/17 19:46
7M85213.D	AC98761-005	07/03/17 20:09
7M85214.D	AC98761-006	07/03/17 20:33
7M85215.D	AC98737-001	07/03/17 20:56
7M85216.D	AC98737-002	07/03/17 21:19
7M85217.D	AC98736-007	07/03/17 21:42
7M85218.D	AC98736-007(MS)	07/03/17 22:05
7M85219.D	AC98736-007(MSD	07/03/17 22:28
7M85220.D	AC98736-001	07/03/17 22:51
7M85221.D	AC98736-002	07/03/17 23:14
7M85222.D	AC98736-003	07/03/17 23:37
7M85223.D	AC98736-004	07/04/17 00:00
7M85224.D	AC98736-005	07/04/17 00:22
7M85225.D	AC98736-006	07/04/17 00:45
7M85226.D	AC98775-001	07/04/17 01:08
7M85227.D	AC98761-007(5X)	07/04/17 01:31
7M85228.D	AC98737-006(5X)	07/04/17 01:54
7M85229.D	AC98737-009(5X)	07/04/17 02:17
7M85230.D	AC98765-018(5X)	07/04/17 02:39
7M85231.D	AC98719-001(3X)	07/04/17 03:02

Data Path : G:\GcMsData\2017\GCMS_7\Data\07-0317\
Data File : 7M85201.D
Acq On : 3 Jul 2017 15:15
Operator : AH/JB
Sample : CAL DFTPP
Misc : A,BNA
ALS Vial : 1 Sample Multiplier: 1

Integration File: LSCINT.P

Method : G:\GCMSDATA\2017\GCMS_7\METHODQT\7M_0605.M
Title : @GCMS_7,mg,625,8270
Last Update : Mon Jun 05 14:38:54 2017

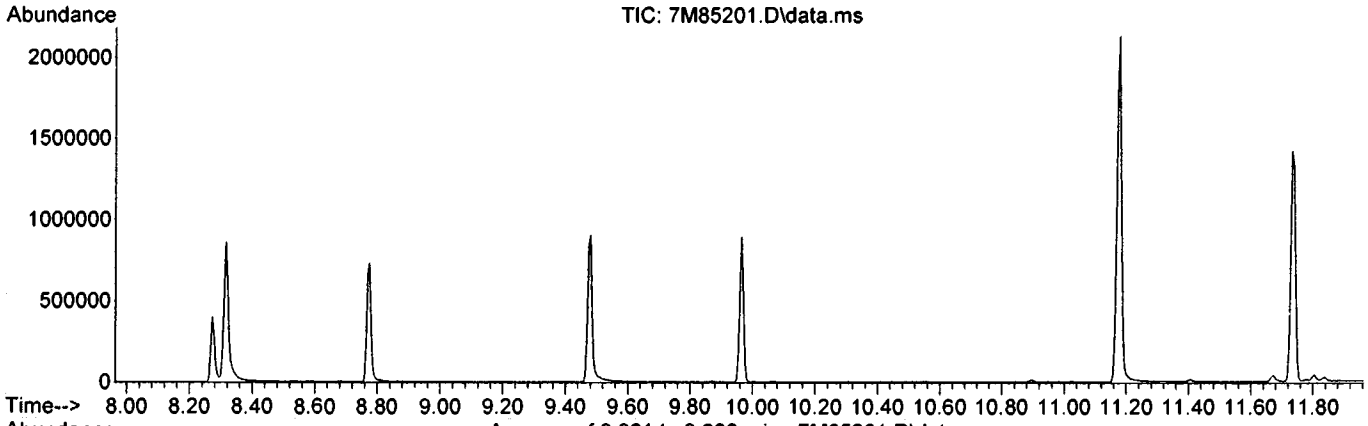

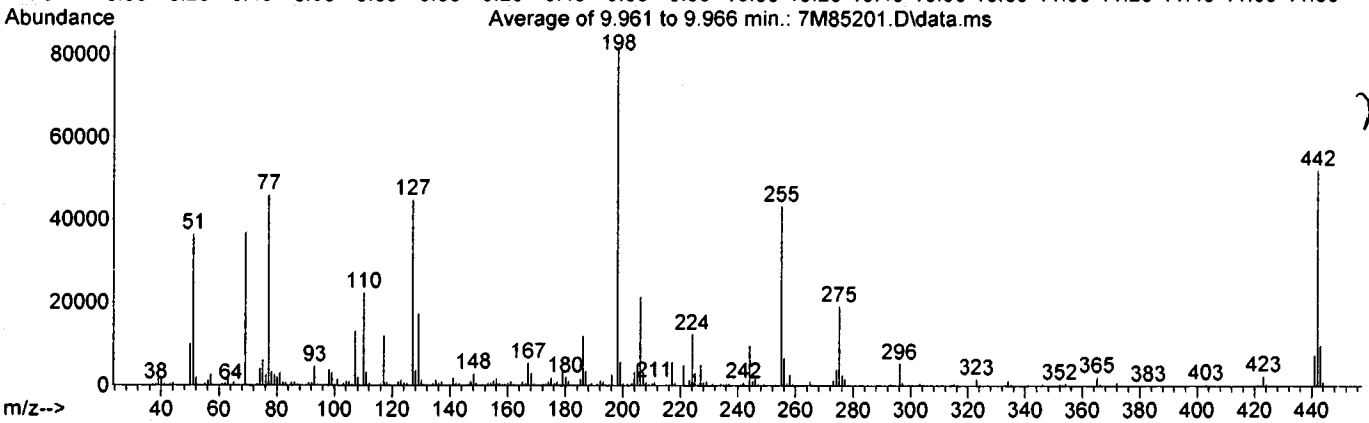

Spectrum Information: Average of 9.961 to 9.966 min.

Target Mass	Rel. to Mass	Lower Limit%	Upper Limit%	Rel. Abn%	Raw Abn	Result Pass/Fail
51	198	30	60	44.6	36496	PASS
68	69	0.00	2	0.0	0	PASS
69	198	0.00	100	45.2	36984	PASS
70	69	0.00	2	0.9	321	PASS
127	198	40	60	54.8	44812	PASS
197	198	0.00	1	0.0	0	PASS
198	198	100	100	100.0	81760	PASS
199	198	5	9	7.2	5878	PASS
275	198	10	30	23.5	19238	PASS
365	198	1	100	2.7	2176	PASS
441	443	0.01	100	75.6	7379	PASS
442	198	40	100	63.8	52132	PASS
443	442	17	23	18.7	9767	PASS

Form 5

Tune Name: CAL DFTPP
Instrument: GCMS 7

Data File: 7M84391.D
Analysis Date: 06/05/17 09:53
Method: EPA 8270D

Tune Scan/Time Range: Scan 1434

Tgt Mass	Rel Mass	Lo Lim	Hi Lim	Rel Abund	Raw Abund	Pass/ Fail
51	198	30	60	40.6	27264	PASS
68	69	0.00	2	0.0	0	PASS
69	198	0.00	100	46.5	31192	PASS
70	69	0.00	2	1.0	321	PASS
127	198	40	60	53.9	36176	PASS
197	198	0.00	1	0.0	0	PASS
198	198	100	100	100.0	67136	PASS
199	198	5	9	6.8	4539	PASS
275	198	10	30	20.6	13799	PASS
365	198	1	100	2.0	1311	PASS
441	443	0.01	100	62.8	3913	PASS
442	198	40	100	43.1	28912	PASS
443	442	17	23	21.5	6228	PASS

Data File	Sample Number	Analysis Date:
7M84392.D	CAL BNA@50PPM	06/05/17 10:17
7M84393.D	CAL BNA@50PPM	06/05/17 10:41
7M84394.D	CAL BNA@10PPM	06/05/17 11:05
7M84395.D	CAL BNA@196PP	06/05/17 11:31
7M84396.D	CAL BNA@160PP	06/05/17 11:54
7M84397.D	CAL BNA@120PP	06/05/17 12:18
7M84398.D	CAL BNA@80PPM	06/05/17 12:42
7M84399.D	CAL BNA@20PPM	06/05/17 13:05
7M84400.D	CAL BNA@2PPM	06/05/17 13:29
7M84401.D	CAL BNA@.5PPM	06/05/17 13:53
7M84402.D	ICV BNA@50PPM	06/05/17 14:16

Data Path : G:\GcMsData\2017\GCMS_7\Data\06-05-17\
Data File : 7M84391.D
Acq On : 5 Jun 2017 9:53
Operator : AH/JB
Sample : CAL DFTPP
Misc : A,BNA
ALS Vial : 1 Sample Multiplier: 1

Integration File: LSCINT.P

Method : G:\GCMSDATA\2017\GCMS_7\METHODQT\7M_0428.M
Title : @GCMS_7,mg,625,8270
Last Update : Fri Apr 28 17:22:01 2017

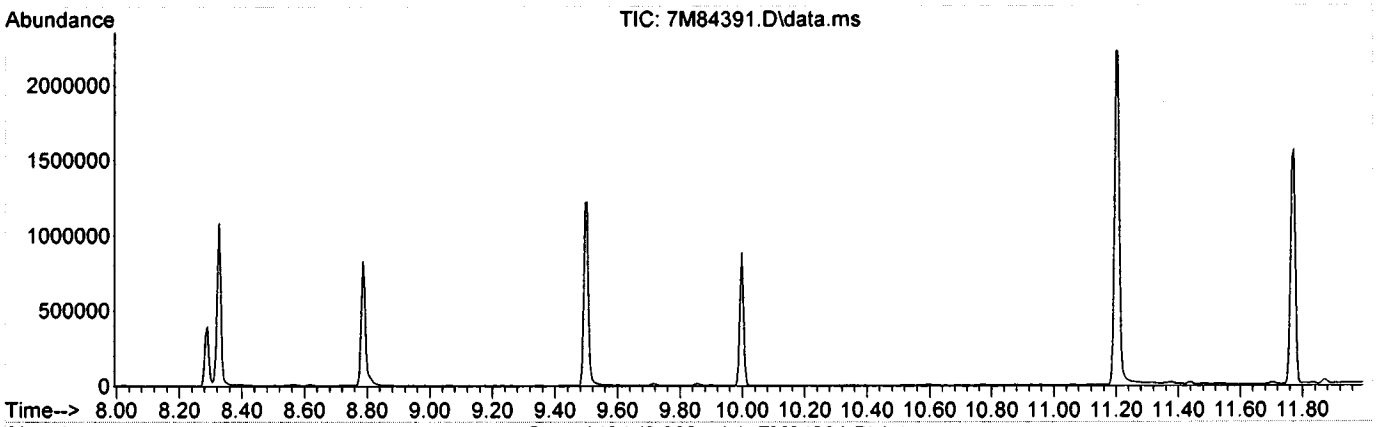

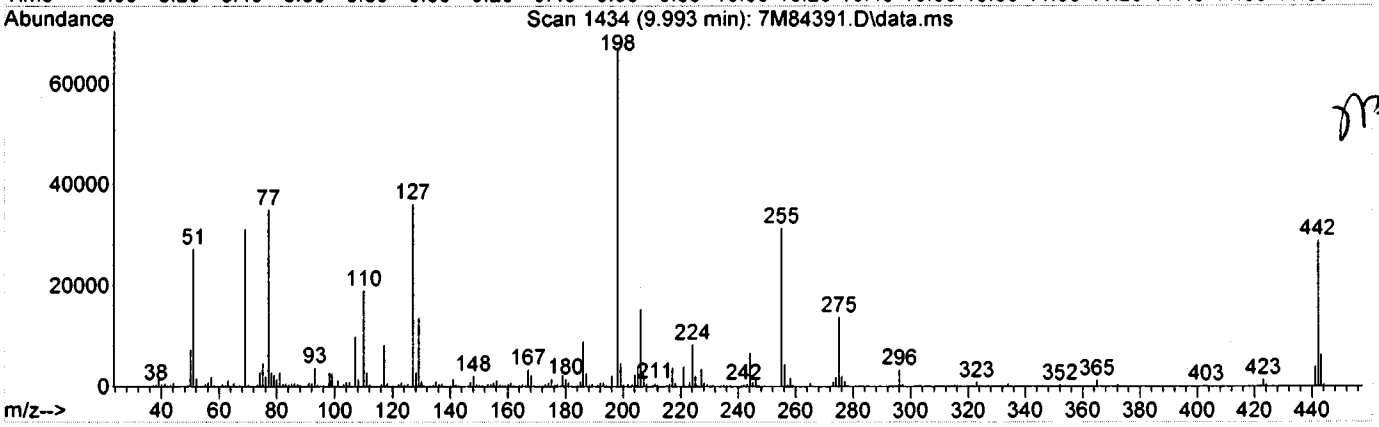

Spectrum Information: Scan 1434

Target Mass	Rel. to Mass	Lower Limit%	Upper Limit%	Rel. Abn%	Raw Abn	Result Pass/Fail
51	198	30	60	40.6	27264	PASS
68	69	0.00	2	0.0	0	PASS
69	198	0.00	100	46.5	31192	PASS
70	69	0.00	2	1.0	321	PASS
127	198	40	60	53.9	36176	PASS
197	198	0.00	1	0.0	0	PASS
198	198	100	100	100.0	67136	PASS
199	198	5	9	6.8	4539	PASS
275	198	10	30	20.6	13799	PASS
365	198	1	100	2.0	1311	PASS
441	443	0.01	100	62.8	3913	PASS
442	198	40	100	43.1	28912	PASS
443	442	17	23	21.5	6228	PASS

Form 5

Tune Name: CAL DFTPP
Instrument: GCMS 9

Data File: 9M78604.D
Analysis Date: 06/06/17 09:58
Method: EPA 8270D

Tune Scan/Time Range: Scan 1480

Tgt Mass	Rel Mass	Lo Lim	Hi Lim	Rel Abund	Raw Abund	Pass/ Fail
51	198	30	60	40.3	28784	PASS
68	69	0.00	2	0.0	0	PASS
69	198	0.00	100	46.6	33296	PASS
70	69	0.00	2	0.0	0	PASS
127	198	40	60	53.7	38384	PASS
197	198	0.00	1	0.0	0	PASS
198	198	100	100	100.0	71472	PASS
199	198	5	9	7.7	5483	PASS
275	198	10	30	28.0	20032	PASS
365	198	1	100	3.8	2735	PASS
441	443	0.01	100	83.6	7022	PASS
442	198	40	100	58.9	42088	PASS
443	442	17	23	20.0	8402	PASS

Data File	Sample Number	Analysis Date:
9M78605.D	CAL BNA@50PPM	06/06/17 10:34
9M78606.D	CAL BNA@10PPM	06/06/17 10:58
9M78607.D	CAL BNA@196PP	06/06/17 11:33
9M78608.D	CAL BNA@160PP	06/06/17 11:56
9M78609.D	CAL BNA@120PP	06/06/17 12:19
9M78610.D	CAL BNA@80PPM	06/06/17 12:42
9M78611.D	CAL BNA@20PPM	06/06/17 13:05
9M78612.D	CAL BNA@2PPM	06/06/17 13:28
9M78613.D	CAL BNA@0.5PP	06/06/17 13:51
9M78614.D	ICV BNA@50PPM	06/06/17 15:01

Data Path : G:\GcMsData\2017\GCMS_9\Data\06-06-17\
Data File : 9M78604.D
Acq On : 6 Jun 2017 9:58
Operator : AH/JB
Sample : CAL DFTPP
Misc : A,BNA
ALS Vial : 1 Sample Multiplier: 1

Integration File: LSCINT.P

Method : G:\GCMSDATA\2017\GCMS_9\METHODQT\9M_0427.M
Title : @GCMS_9,mg,625,8270
Last Update : Thu Apr 27 12:50:18 2017

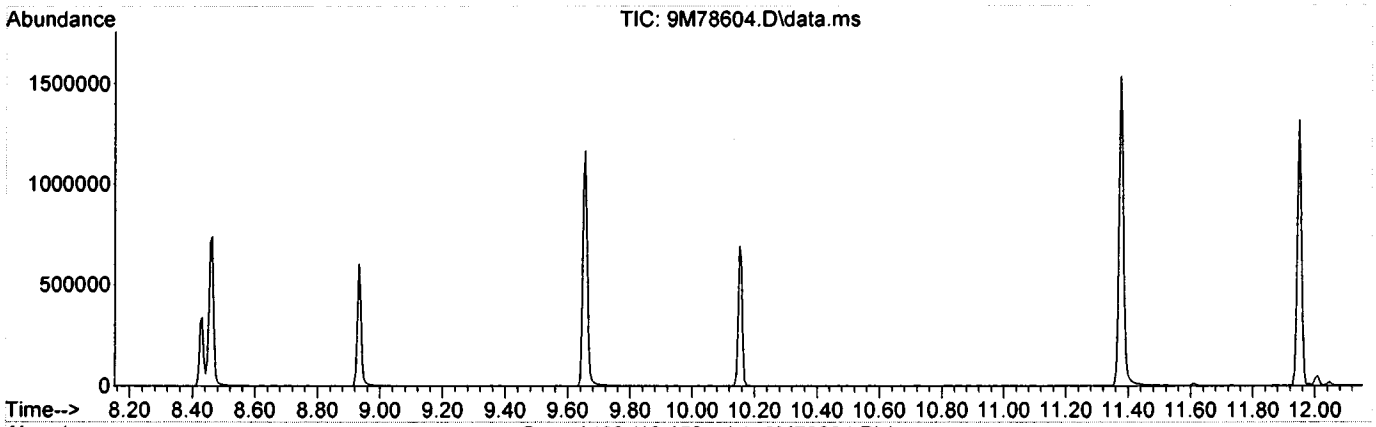

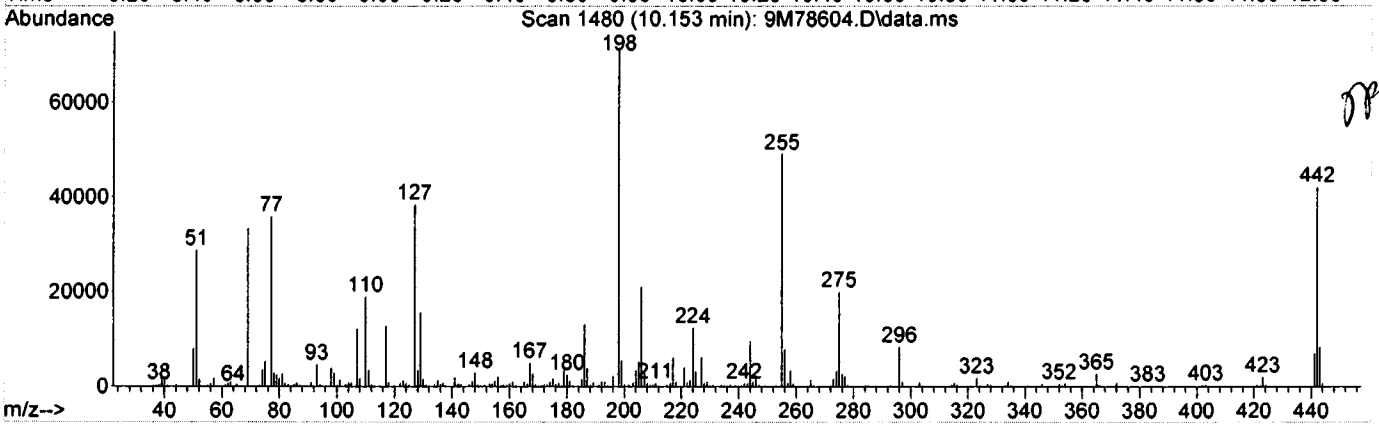

Spectrum Information: Scan 1480

Target Mass	Rel. to Mass	Lower Limit%	Upper Limit%	Rel. Abn%	Raw Abn	Result Pass/Fail
51	198	30	60	40.3	28784	PASS
68	69	0.00	2	0.0	0	PASS
69	198	0.00	100	46.6	33296	PASS
70	69	0.00	2	0.0	0	PASS
127	198	40	60	53.7	38384	PASS
197	198	0.00	1	0.0	0	PASS
198	198	100	100	100.0	71472	PASS
199	198	5	9	7.7	5483	PASS
275	198	10	30	28.0	20032	PASS
365	198	1	100	3.8	2735	PASS
441	443	0.01	100	83.6	7022	PASS
442	198	40	100	58.9	42088	PASS
443	442	17	23	20.0	8402	PASS

Form 5

Tune Name: CAL DFTPP
Instrument: GCMS 7

Data File: 7M85184.D
Analysis Date: 07/03/17 08:17
Method: EPA 8270D

Tune Scan/Time Range: Average of 9.966 to 9.966 min

Tgt Mass	Rel Mass	Lo Lim	Hi Lim	Rel Abund	Raw Abund	Pass/ Fail
51	198	30	60	45.6	38272	PASS
68	69	0.00	2	0.0	0	PASS
69	198	0.00	100	45.0	37776	PASS
70	69	0.00	2	0.6	215	PASS
127	198	40	60	53.7	45088	PASS
197	198	0.00	1	0.0	0	PASS
198	198	100	100	100.0	83920	PASS
199	198	5	9	7.0	5908	PASS
275	198	10	30	20.9	17560	PASS
365	198	1	100	2.2	1868	PASS
441	443	0.01	100	75.5	6303	PASS
442	198	40	100	51.5	43216	PASS
443	442	17	23	19.3	8348	PASS

Data File	Sample Number	Analysis Date:
7M85185.D	BNA@50PPM	07/03/17 08:40
7M85186.D	CAL BNA@50PPM	07/03/17 09:03
7M85187.D	SMB60326	07/03/17 09:38
7M85188.D	AC98717-003	07/03/17 10:01
7M85189.D	AC98730-013	07/03/17 10:24
7M85190.D	AC98625-007	07/03/17 10:47
7M85191.D	AC98658-009	07/03/17 11:10
7M85192.D	AC98734-004	07/03/17 11:33
7M85193.D	AC98730-013(MS)	07/03/17 11:56
7M85194.D	AC98730-013(MSD	07/03/17 12:19
7M85195.D	AC98720-001(5X)	07/03/17 12:42
7M85196.D	AC98730-014(5X)	07/03/17 13:05
7M85197.D	AC98721-001(3X)	07/03/17 13:28
7M85198.D	SMB60334	07/03/17 13:51
7M85199.D	AC98754-001	07/03/17 14:14
7M85200.D	AC98719-003(3X)	07/03/17 14:38

Data Path : G:\GcMsData\2017\GCMS_7\Data\07-03-17\
Data File : 7M85184.D
Acq On : 3 Jul 2017 8:17
Operator : AH/JB
Sample : CAL DFTPP
Misc : A,BNA
ALS Vial : 1 Sample Multiplier: 1

Integration File: LSCINT.P

Method : G:\GCMSDATA\2017\GCMS_7\METHODQT\7M_0605.M
Title : @GCMS_7,mg,625,8270
Last Update : Mon Jun 05 14:38:54 2017

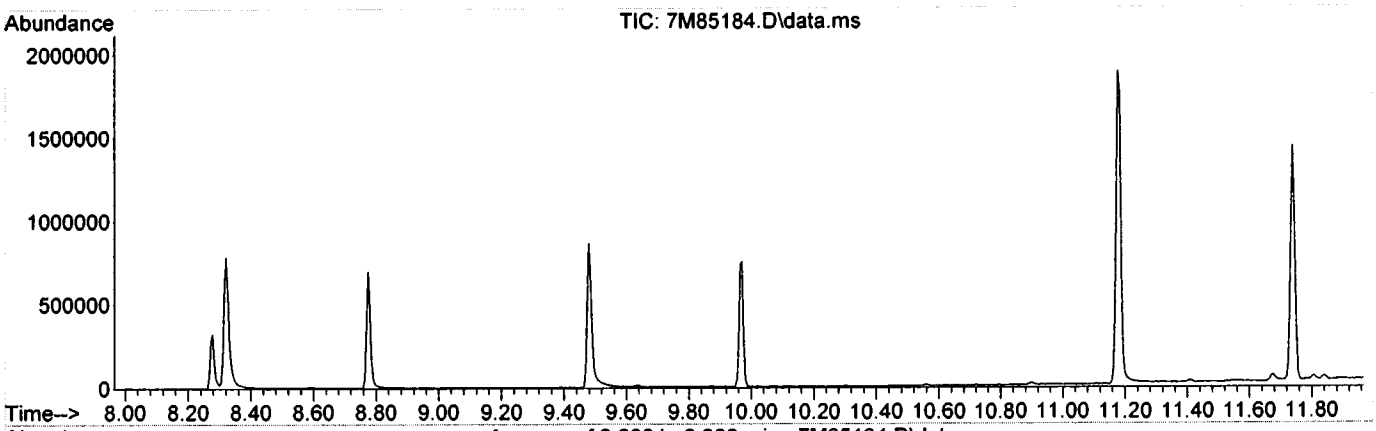

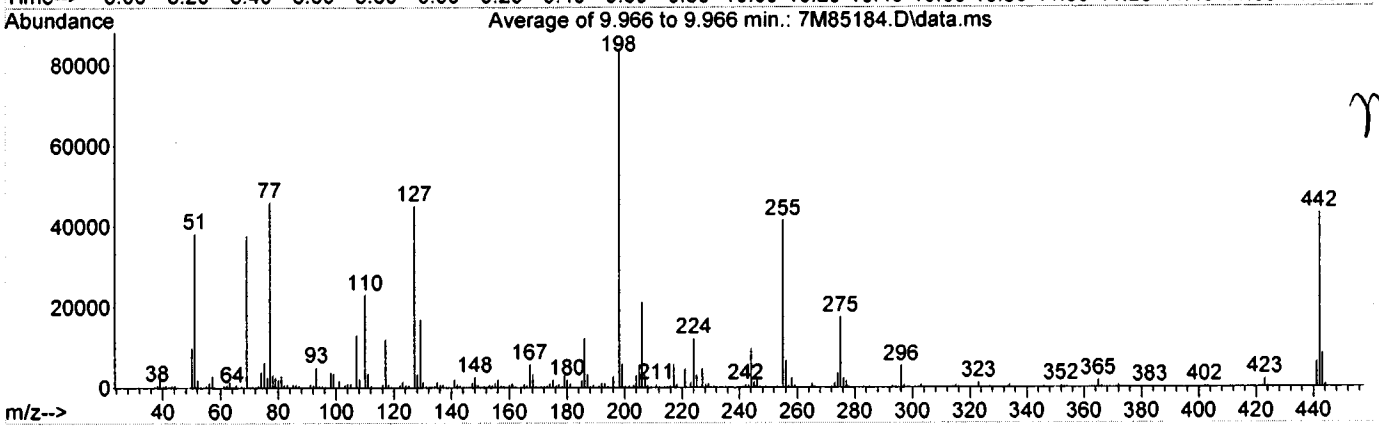

Spectrum Information: Average of 9.966 to 9.966 min.

Target Mass	Rel. to Mass	Lower Limit%	Upper Limit%	Rel. Abn%	Raw Abn	Result Pass/Fail
51	198	30	60	45.6	38272	PASS
68	69	0.00	2	0.0	0	PASS
69	198	0.00	100	45.0	37776	PASS
70	69	0.00	2	0.6	215	PASS
127	198	40	60	53.7	45088	PASS
197	198	0.00	1	0.0	0	PASS
198	198	100	100	100.0	83920	PASS
199	198	5	9	7.0	5908	PASS
275	198	10	30	20.9	17560	PASS
365	198	1	100	2.2	1868	PASS
441	443	0.01	100	75.5	6303	PASS
442	198	40	100	51.5	43216	PASS
443	442	17	23	19.3	8348	PASS

Form 5

Tune Name: CAL DFTPP
Instrument: GCMS 9

Data File: 9M78910.D
Analysis Date: 07/03/17 08:18
Method: EPA 8270D

Tune Scan/Time Range: Average of 10.142 to 10.148 min

Tgt Mass	Rel Mass	Lo Lim	Hi Lim	Rel Abund	Raw Abund	Pass/ Fail
51	198	30	60	33.4	46372	PASS
68	69	0.00	2	0.0	0	PASS
69	198	0.00	100	39.1	54304	PASS
70	69	0.00	2	0.7	403	PASS
127	198	40	60	46.2	64240	PASS
197	198	0.00	1	0.0	0	PASS
198	198	100	100	100.0	138900	PASS
199	198	5	9	7.1	9848	PASS
275	198	10	30	27.6	38380	PASS
365	198	1	100	3.3	4645	PASS
441	443	0.01	100	63.3	9848	PASS
442	198	40	100	55.1	76576	PASS
443	442	17	23	20.3	15560	PASS

Data File	Sample Number	Analysis Date:
9M78911.D	BNA@50PPM	07/03/17 08:43
9M78912.D	CAL BNA@50PPM	07/03/17 09:08
9M78913.D	SMB60326	07/03/17 09:31
9M78914.D	SMB60326(MS)	07/03/17 09:54
9M78915.D	AC98737-003	07/03/17 10:35
9M78916.D	AC98737-005	07/03/17 10:58
9M78917.D	AC98737-007	07/03/17 11:21
9M78918.D	AC98721-005	07/03/17 11:44
9M78919.D	AC98761-008	07/03/17 12:07
9M78920.D	SMB60320	07/03/17 12:30
9M78921.D	SMB60324	07/03/17 12:53
9M78922.D	WMB60330(MS)	07/03/17 13:17
9M78923.D	WMB60330	07/03/17 13:41
9M78924.D	SMB60334(MS)	07/03/17 14:04
9M78925.D	SMB60334	07/03/17 14:28
9M78926.D	AC98757-001	07/03/17 14:51
9M78927.D	AC98757-002	07/03/17 15:15
9M78928.D	AC98723-001(T)	07/03/17 15:39
9M78929.D	AC98723-001(T)(M	07/03/17 16:02
9M78930.D	AC98723-001(T)(M	07/03/17 16:26
9M78931.D	AC98723-002(T)	07/03/17 16:49
9M78932.D	AC98700-004(T)	07/03/17 17:13
9M78933.D	AC98700-005(T)	07/03/17 17:36
9M78934.D	AC98686-001(T)	07/03/17 18:00
9M78935.D	AC98730-013(T)	07/03/17 18:23
9M78936.D	AC98730-014(T)	07/03/17 18:47
9M78937.D	AC98734-004(T)	07/03/17 19:10
9M78938.D	EF-1 V-258720(06/	07/03/17 19:34
9M78939.D	AC98757-002(3X)	07/03/17 19:57

Data Path : G:\GcMsData\2017\GCMS_9\Data\07-03-17\
Data File : 9M78910.D
Acq On : 3 Jul 2017 8:18
Operator : AH/JB
Sample : CAL DFTPP
Misc : A,BNA
ALS Vial : 1 Sample Multiplier: 1

Integration File: LSCINT.P

Method : G:\GCMSDATA\2017\GCMS_9\METHODQT\9M_0606.M
Title : @GCMS_9,mg,625,8270
Last Update : Tue Jun 06 14:19:24 2017

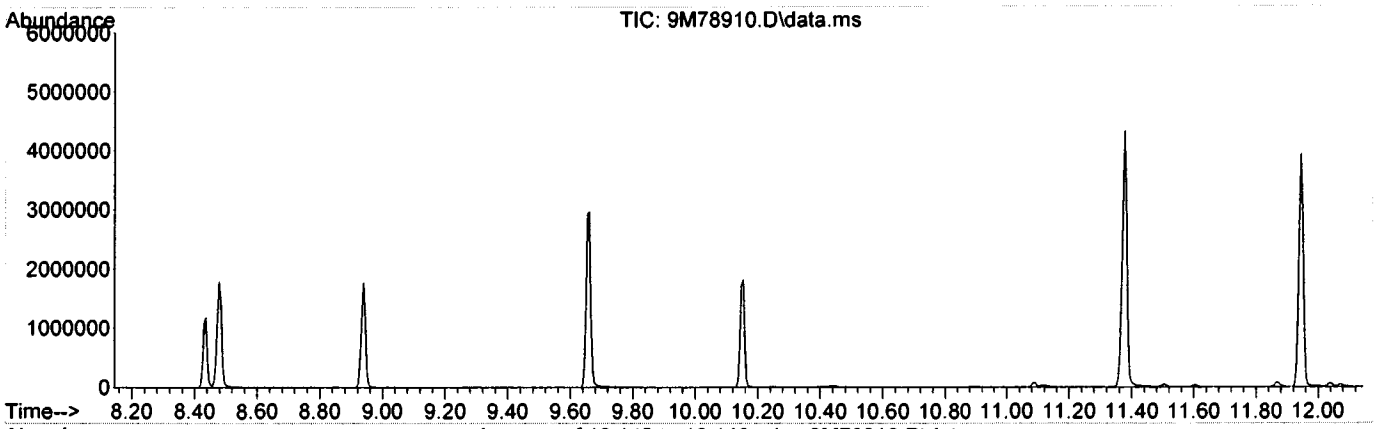

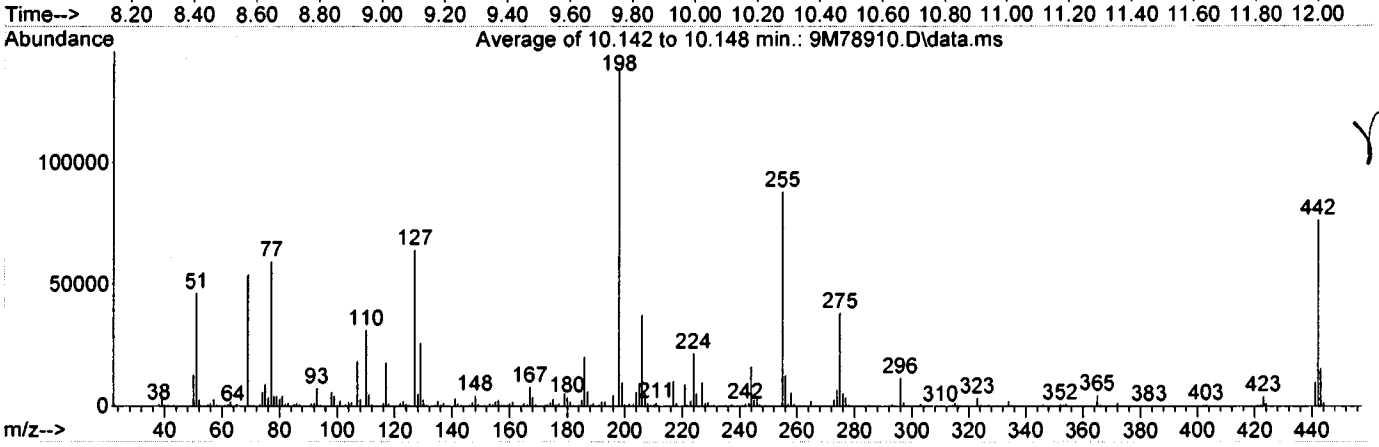

Spectrum Information: Average of 10.142 to 10.148 min.

Target Mass	Rel. to Mass	Lower Limit%	Upper Limit%	Rel. Abn%	Raw Abn	Result Pass/Fail
51	198	30	60	33.4	46372	PASS
68	69	0.00	2	0.0	0	PASS
69	198	0.00	100	39.1	54304	PASS
70	69	0.00	2	0.7	403	PASS
127	198	40	60	46.2	64240	PASS
197	198	0.00	1	0.0	0	PASS
198	198	100	100	100.0	138900	PASS
199	198	5	9	7.1	9848	PASS
275	198	10	30	27.6	38380	PASS
365	198	1	100	3.3	4645	PASS
441	443	0.01	100	63.3	9848	PASS
442	198	40	100	55.1	76576	PASS
443	442	17	23	20.3	15560	PASS

Form 5

Tune Name: CAL DFTPP
Instrument: GCMS 7

Data File: 7M85201.D
Analysis Date: 07/03/17 15:15
Method: EPA 8270D

Tune Scan/Time Range: Average of 9.961 to 9.966 min

Tgt Mass	Rel Mass	Lo Lim	Hi Lim	Rel Abund	Raw Abund	Pass/ Fail
51	198	30	60	44.6	36496	PASS
68	69	0.00	2	0.0	0	PASS
69	198	0.00	100	45.2	36984	PASS
70	69	0.00	2	0.9	321	PASS
127	198	40	60	54.8	44812	PASS
197	198	0.00	1	0.0	0	PASS
198	198	100	100	100.0	81760	PASS
199	198	5	9	7.2	5878	PASS
275	198	10	30	23.5	19238	PASS
365	198	1	100	2.7	2176	PASS
441	443	0.01	100	75.6	7379	PASS
442	198	40	100	63.8	52132	PASS
443	442	17	23	18.7	9767	PASS

Data File	Sample Number	Analysis Date:
7M85202.D	CAL BNA@50PPM	07/03/17 15:38
7M85203.D	AC98721-002	07/03/17 16:16
7M85204.D	AC98721-003	07/03/17 16:40
7M85205.D	AC98721-004	07/03/17 17:03
7M85206.D	AC98737-008	07/03/17 17:26
7M85207.D	AC98765-012	07/03/17 17:50
7M85208.D	AC98765-016	07/03/17 18:13
7M85209.D	AC98765-017	07/03/17 18:36
7M85210.D	AC98625-007(5X)	07/03/17 19:00
7M85211.D	AC98625-007(5X)(	07/03/17 19:23
7M85212.D	AC98625-007(5X)(	07/03/17 19:46
7M85213.D	AC98761-005	07/03/17 20:09
7M85214.D	AC98761-006	07/03/17 20:33
7M85215.D	AC98737-001	07/03/17 20:56
7M85216.D	AC98737-002	07/03/17 21:19
7M85217.D	AC98736-007	07/03/17 21:42
7M85218.D	AC98736-007(MS)	07/03/17 22:05
7M85219.D	AC98736-007(MSD	07/03/17 22:28
7M85220.D	AC98736-001	07/03/17 22:51
7M85221.D	AC98736-002	07/03/17 23:14
7M85222.D	AC98736-003	07/03/17 23:37
7M85223.D	AC98736-004	07/04/17 00:00
7M85224.D	AC98736-005	07/04/17 00:22
7M85225.D	AC98736-006	07/04/17 00:45
7M85226.D	AC98775-001	07/04/17 01:08
7M85227.D	AC98761-007(5X)	07/04/17 01:31
7M85228.D	AC98737-006(5X)	07/04/17 01:54
7M85229.D	AC98737-009(5X)	07/04/17 02:17
7M85230.D	AC98765-018(5X)	07/04/17 02:39
7M85231.D	AC98719-001(3X)	07/04/17 03:02

Data Path : G:\GcMsData\2017\GCMS_7\Data\07-0317\
Data File : 7M85201.D
Acq On : 3 Jul 2017 15:15
Operator : AH/JB
Sample : CAL DFTPP
Misc : A,BNA
ALS Vial : 1 Sample Multiplier: 1

Integration File: LSCINT.P

Method : G:\GCMSDATA\2017\GCMS_7\METHODQT\7M_0605.M
Title : @GCMS_7,mg,625,8270
Last Update : Mon Jun 05 14:38:54 2017

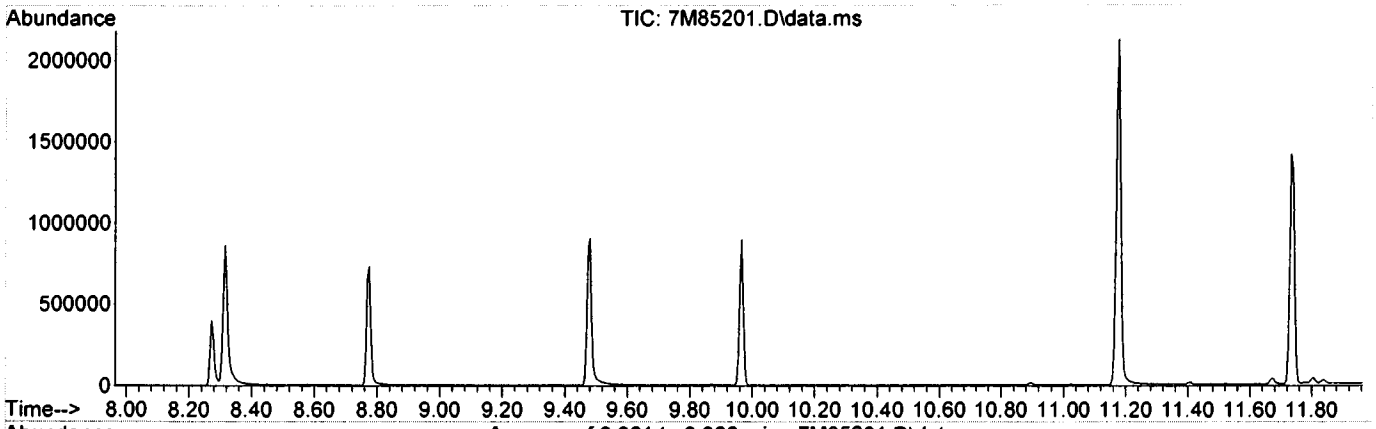

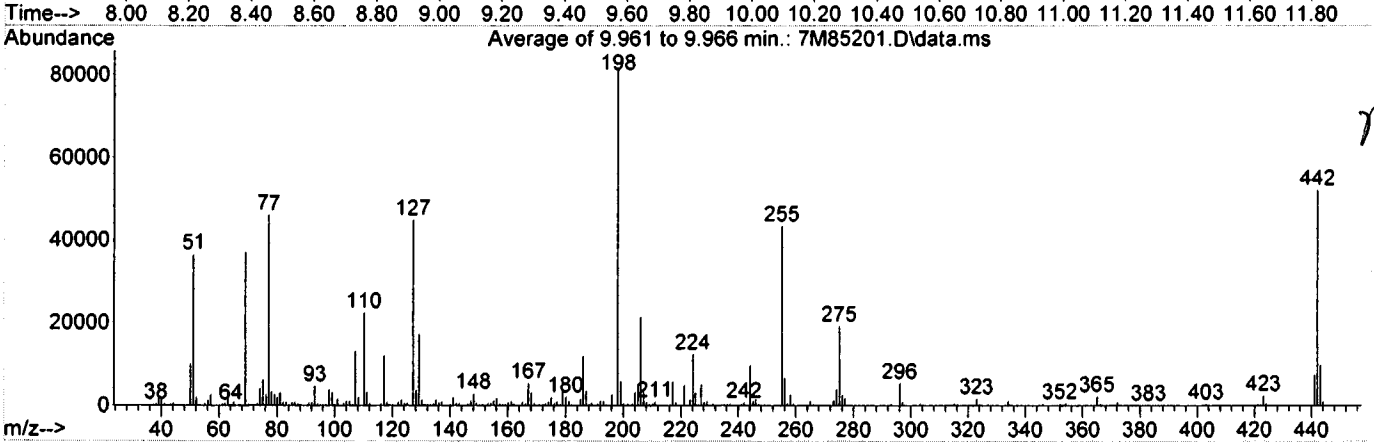

Spectrum Information: Average of 9.961 to 9.966 min.

Target Mass	Rel. to Mass	Lower Limit%	Upper Limit%	Rel. Abn%	Raw Abn	Result Pass/Fail
51	198	30	60	44.6	36496	PASS
68	69	0.00	2	0.0	0	PASS
69	198	0.00	100	45.2	36984	PASS
70	69	0.00	2	0.9	321	PASS
127	198	40	60	54.8	44812	PASS
197	198	0.00	1	0.0	0	PASS
198	198	100	100	100.0	81760	PASS
199	198	5	9	7.2	5878	PASS
275	198	10	30	23.5	19238	PASS
365	198	1	100	2.7	2176	PASS
441	443	0.01	100	75.6	7379	PASS
442	198	40	100	63.8	52132	PASS
443	442	17	23	18.7	9767	PASS

Form 5

Tune Name: CAL DFTPP
Instrument: GCMS 7

Data File: 7M85232.D
Analysis Date: 07/05/17 09:49
Method: EPA 8270D

Tune Scan/Time Range: Scan 1432

Tgt Mass	Rel Mass	Lo Lim	Hi Lim	Rel Abund	Raw Abund	Pass/ Fail
51	198	30	60	42.2	73544	PASS
68	69	0.00	2	0.0	0	PASS
69	198	0.00	100	42.2	73608	PASS
70	69	0.00	2	0.7	525	PASS
127	198	40	60	51.6	89944	PASS
197	198	0.00	1	0.0	0	PASS
198	198	100	100	100.0	174272	PASS
199	198	5	9	6.8	11785	PASS
275	198	10	30	23.5	40936	PASS
365	198	1	100	2.5	4363	PASS
441	443	0.01	100	68.5	14348	PASS
442	198	40	100	58.3	101648	PASS
443	442	17	23	20.6	20936	PASS

Data File	Sample Number	Analysis Date:
7M85233.D	CAL BNA@50PPM	07/05/17 10:14
7M85234.D	AC98738-004	07/05/17 10:51
7M85235.D	AC98776-001	07/05/17 11:14
7M85236.D	AC98653-007	07/05/17 11:37
7M85237.D	AC98738-003(3X)	07/05/17 12:00
7M85238.D	AC98778-010(5X)	07/05/17 12:24
7M85239.D	AC98719-001	07/05/17 12:47
7M85240.D	AC98625-007(5X)	07/05/17 13:10
7M85241.D	AC98765-018(3X)	07/05/17 13:33
7M85242.D	AC98737-009(3X)	07/05/17 13:56
7M85243.D	AC98761-007(3X)	07/05/17 14:20
7M85244.D	SMB60344	07/05/17 14:54
7M85245.D	SMB60345	07/05/17 15:17
7M85246.D	AC98778-009	07/05/17 15:40
7M85247.D	AC98765-003	07/05/17 16:03
7M85248.D	AC98765-006	07/05/17 16:26
7M85249.D	AC98765-001(3X)	07/05/17 16:49
7M85250.D	AC98765-001(3X)(	07/05/17 17:13
7M85251.D	AC98765-001(3X)(	07/05/17 17:36
7M85252.D	AC98765-002(3X)	07/05/17 17:59
7M85253.D	AC98765-005(3X)	07/05/17 18:23
7M85254.D	AC98765-007(3X)	07/05/17 18:46
7M85255.D	AC98765-008(3X)	07/05/17 19:09
7M85256.D	AC98765-004(3X)	07/05/17 19:32
7M85257.D	AC98765-009(3X)	07/05/17 19:55
7M85258.D	AC98765-010(3X)	07/05/17 20:19
7M85259.D	AC98722-001(3X)(	07/05/17 20:42
7M85260.D	AC98707-001	07/05/17 21:05
7M85261.D	AC98778-008	07/05/17 21:28

Data Path : G:\GcMsData\2017\GCMS_7\Data\07-05-17\
Data File : 7M85232.D
Acq On : 5 Jul 2017 9:49
Operator : AH/JB
Sample : CAL DFTPP
Misc : A,BNA
ALS Vial : 1 Sample Multiplier: 1

Integration File: LSCINT.P

Method : G:\GCMSDATA\2017\GCMS_7\METHODQT\7M_0605.M
Title : @GCMS_7,mg,625,8270
Last Update : Mon Jun 05 14:38:54 2017

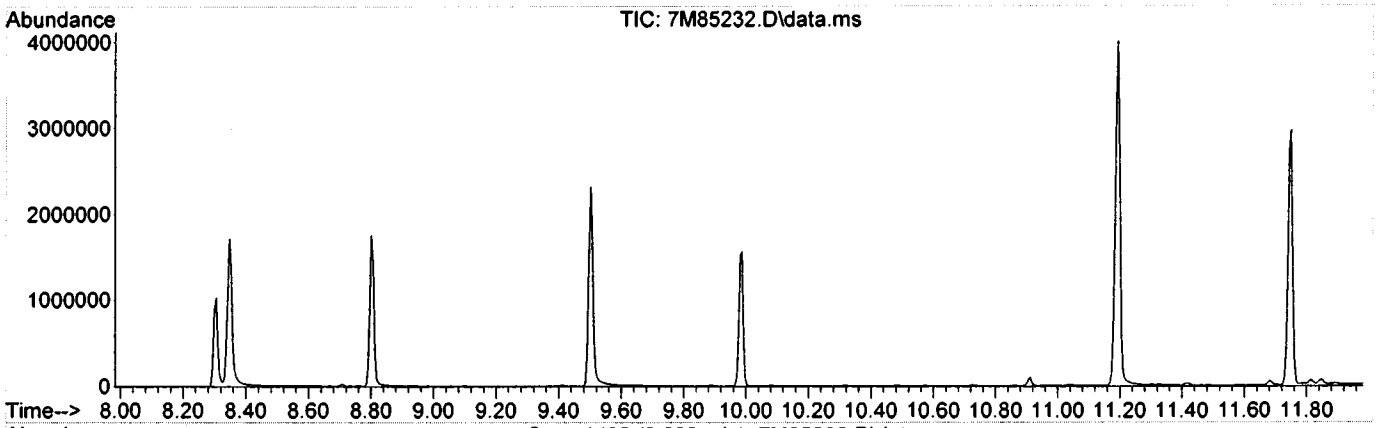

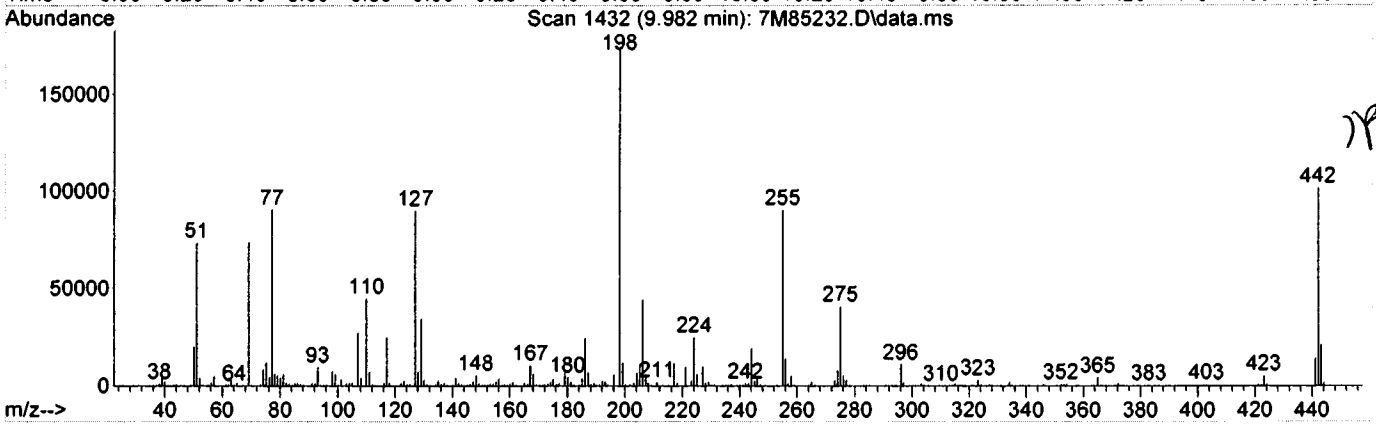

Spectrum Information: Scan 1432

Target Mass	Rel. to Mass	Lower Limit%	Upper Limit%	Rel. Abn%	Raw Abn	Result Pass/Fail
51	198	30	60	42.2	73544	PASS
68	69	0.00	2	0.0	0	PASS
69	198	0.00	100	42.2	73608	PASS
70	69	0.00	2	0.7	525	PASS
127	198	40	60	51.6	89944	PASS
197	198	0.00	1	0.0	0	PASS
198	198	100	100	100.0	174272	PASS
199	198	5	9	6.8	11785	PASS
275	198	10	30	23.5	40936	PASS
365	198	1	100	2.5	4363	PASS
441	443	0.01	100	68.5	14348	PASS
442	198	40	100	58.3	101648	PASS
443	442	17	23	20.6	20936	PASS

Form 6
Initial Calibration

Method: EPA 8270D

Instrument: GCMS_7

Level #:	Data File:	Cal Identifier:	Analysis Date/Time	Level #:	Data File:	Cal Identifier:	Analysis Date/Time
1	7M84393.D	CAL BNA@50PPM	06/05/17 10:41	2	7M84400.D	CAL BNA@2PPM	06/05/17 13:29
3	7M84394.D	CAL BNA@10PPM	06/05/17 11:05	4	7M84399.D	CAL BNA@20PPM	06/05/17 13:05
5	7M84398.D	CAL BNA@80PPM	06/05/17 12:42	6	7M84397.D	CAL BNA@120PPM	06/05/17 12:18
7	7M84396.D	CAL BNA@160PPM	06/05/17 11:54	8	7M84395.D	CAL BNA@196PPM	06/05/17 11:31
9	7M84401.D	CAL BNA@.5PPM	06/05/17 13:53				

Compound	Col	Mr	Fit:	RF1	RF2	RF3	RF4	RF5	RF6	RF7	RF8	RF9	AvgRf	RT	Corr1	Corr2	%Rsd		Calibration Level Concentrations Lvl1	Lvl2	Lvl3	Lvl4	Lvl5	Lvl6	Lvl7	Lvl8	Lvl9
1,4-Dioxane	1	0	Qua	1.0447	1.6225	0.9559	1.0313	1.0238	1.0168	1.0156	0.9985	1.7485	1.16	2.57	1.00	1.00	26		50.00	2.00	10.00	20.00	80.00	120.0	160.0	196.0	0.50
Pyridine	1	0	Avg	2.9924	3.2136	2.5092	2.5974	2.8614	2.9575	2.8804	2.7809	----	2.85	3.03	0.999	0.999	7.8		50.00	2.00	10.00	20.00	80.00	120.0	160.0	196.0	
N-Nitrosodimethylamin	1	0	Avg	1.6857	1.8380	1.4220	1.5470	1.6625	1.7173	1.6867	1.6590	----	1.65	2.95	0.999	0.999	7.4		50.00	2.00	10.00	20.00	80.00	120.0	160.0	196.0	
2-Fluorophenol	1	0	Avg	2.4662	2.5965	2.0544	2.2444	2.4332	2.5140	2.4870	2.4238	----	2.40	4.61	0.994	0.997	7.2		50.00	2.00	10.00	20.00	80.00	120.0	160.0	196.0	
Benzaldehyde	1	0	Avg	1.4611	1.6480	1.3238	1.4001	1.3858	1.3365	1.0988	1.1318	----	1.35	5.42	0.982	0.994	13	0.01	50.00	2.00	10.00	20.00	80.00	120.0	160.0	196.0	
Aniline	1	0	Avg	3.2279	3.1027	2.5446	3.0505	3.6428	3.6969	3.6006	3.4341	4.1482	3.38	5.52	0.998	0.998	14		50.00	2.00	10.00	20.00	80.00	120.0	160.0	196.0	0.50
Pentachloroethane	1	0	Avg	0.8156	1.0078	0.7337	0.7887	0.8041	0.8131	0.7749	0.7619	----	0.813	5.56	0.999	1.00	10	0.05	50.00	2.00	10.00	20.00	80.00	120.0	160.0	196.0	
bis(2-Chloroethyl)ether	1	0	Qua	2.5218	3.0116	2.2956	2.4027	2.4364	2.4562	2.3385	2.2654	4.0303	2.64	5.57	0.998	1.00	21	0.70	50.00	2.00	10.00	20.00	80.00	120.0	160.0	196.0	0.50
Phenol-d5	1	0	Avg	3.2759	3.3585	2.7999	2.9699	3.1846	3.2762	3.1739	3.0759	----	3.14	5.49	0.999	1.00	5.9		50.00	2.00	10.00	20.00	80.00	120.0	160.0	196.0	
Phenol	1	0	Avg	3.5939	4.0509	3.1050	3.3188	3.5211	3.6051	3.4436	3.3151	----	3.49	5.50	0.998	0.999	8.0	0.80	50.00	2.00	10.00	20.00	80.00	120.0	160.0	196.0	
2-Chlorophenol	1	0	Avg	2.7156	2.9363	2.4006	2.5557	2.6626	2.7259	2.6585	2.5758	----	2.65	5.62	0.999	1.00	5.9	0.80	50.00	2.00	10.00	20.00	80.00	120.0	160.0	196.0	
N-Decane	1	0	Avg	2.2038	2.6247	2.0058	2.1170	2.1078	2.0901	1.9259	1.8947	----	2.12	5.68	0.996	0.999	11	0.05	50.00	2.00	10.00	20.00	80.00	120.0	160.0	196.0	
1,3-Dichlorobenzene	1	0	Avg	2.8703	3.4818	2.5616	2.7498	2.7815	2.8143	2.7067	2.6261	----	2.82	5.76	0.998	1.00	10		50.00	2.00	10.00	20.00	80.00	120.0	160.0	196.0	
1,4-Dichlorobenzene	1	0	Avg	1.5137	1.9068	1.3939	1.4621	1.5040	1.5202	1.4548	1.4336	----	1.52	5.81	0.999	1.00	11		50.00	2.00	10.00	20.00	80.00	120.0	160.0	196.0	
1,2-Dichlorobenzene	1	0	Avg	1.4558	1.7335	1.2978	1.3712	1.4064	1.4552	1.3824	1.3602	----	1.43	5.94	0.999	0.999	9.2		50.00	2.00	10.00	20.00	80.00	120.0	160.0	196.0	
Benzyl alcohol	1	0	Avg	0.9237	0.9811	0.7796	0.8410	0.9111	0.9394	0.9143	0.9031	----	0.899	5.92	0.999	0.999	6.9		50.00	2.00	10.00	20.00	80.00	120.0	160.0	196.0	
bis(2-chloroisopropyl)e	1	0	Avg	1.4401	1.7365	1.3011	1.3553	1.3827	1.4105	1.3201	1.3090	----	1.41	6.03	0.998	0.999	10	0.01	50.00	2.00	10.00	20.00	80.00	120.0	160.0	196.0	
2-Methylphenol	1	0	Avg	1.2796	1.4486	1.1327	1.1845	1.2405	1.3011	1.2541	1.2287	1.7684	1.32	6.01	0.999	0.999	15	0.70	50.00	2.00	10.00	20.00	80.00	120.0	160.0	196.0	0.50
Acetophenone	1	0	Avg	1.7788	2.1694	1.6178	1.6997	1.6850	1.6515	1.4334	1.4290	----	1.68	6.13	0.992	0.998	14	0.01	50.00	2.00	10.00	20.00	80.00	120.0	160.0	196.0	
Hexachloroethane	1	0	Avg	0.5418	0.6090	0.4792	0.5108	0.5273	0.5418	0.5208	0.5122	----	0.530	6.22	0.999	1.00	7.1	0.30	50.00	2.00	10.00	20.00	80.00	120.0	160.0	196.0	
N-Nitroso-di-n-propyla	1	0	Qua	0.9187	1.1038	0.8266	0.8737	0.8601	0.8309	0.7273	0.7175	1.2773	0.904	6.13	0.992	0.999	20	0.50	50.00	2.00	10.00	20.00	80.00	120.0	160.0	196.0	0.50
3&4-Methylphenol	1	0	Avg	1.3236	1.4774	1.1923	1.2379	1.2854	1.2576	1.0944	1.0838	1.7627	1.30	6.13	0.991	0.998	16		50.00	2.00	10.00	20.00	80.00	120.0	160.0	196.0	0.50
Nitrobenzene-d5	1	0	Avg	0.1641	0.1840	0.1395	0.1476	0.1643	0.1692	0.1672	0.1668	----	0.163	6.25	1.00	1.00	8.4		25.00	1.00	5.00	10.00	40.00	60.00	80.00	98.00	
Nitrobenzene	1	0	Avg	0.3431	0.3856	0.2990	0.3129	0.3283	0.3326	0.3200	0.3204	----	0.330	6.26	0.999	1.00	7.9	0.20	50.00	2.00	10.00	20.00	80.00	120.0	160.0	196.0	
Isophorone	1	0	Avg	0.6286	0.6782	0.5347	0.5733	0.6215	0.6173	0.5989	0.6014	----	0.607	6.46	0.999	1.00	6.9	0.40	50.00	2.00	10.00	20.00	80.00	120.0	160.0	196.0	
2-Nitrophenol	1	0	Avg	0.1932	0.1842	0.1489	0.1644	0.1904	0.1982	0.1964	0.1947	----	0.184	6.52	1.00	1.00	9.7	0.10	50.00	2.00	10.00	20.00	80.00	120.0	160.0	196.0	
2,4-Dimethylphenol	1	0	Avg	0.3390	0.3693	0.2886	0.3079	0.3326	0.3346	0.3210	0.3197	0.4773	0.343	6.55	0.999	0.999	16	0.20	50.00	2.00	10.00	20.00	80.00	120.0	160.0	196.0	0.50
Benzoic Acid	1	0	Qua	0.1471	----	0.0311	0.0606	0.1946	0.2323	0.2620	0.2479	----	0.168	6.61	0.992	0.993	55		50.00		10.00	20.00	80.00	120.0	160.0	196.0	
bis(2-Chloroethoxy)me	1	0	Avg	0.4048	0.4717	0.3595	0.3735	0.3971	0.3976	0.3822	0.3796	----	0.396	6.62	0.999	1.00	8.6	0.30	50.00	2.00	10.00	20.00	80.00	120.0	160.0	196.0	
2,4-Dichlorophenol	1	0	Avg	0.3046	0.3071	0.2598	0.2739	0.3047	0.3094	0.3047	0.3001	0.3718	0.304	6.71	0.999	0.999	10	0.20	50.00	2.00	10.00	20.00	80.00	120.0	160.0	196.0	0.50
1,2,4-Trichlorobenzen	1	0	Avg	0.3271	0.3817	0.2890	0.3002	0.3210	0.3254	0.3146	0.3116	----	0.321	6.78	0.999	1.00	8.6		50.00	2.00	10.00	20.00	80.00	120.0	160.0	196.0	
Naphthalene	1	0	Qua	1.0506	1.2920	0.9225	0.9718	1.0260	1.0180	0.9617	0.9603	1.7304	1.10	6.84	0.998	1.00	23	0.70	50.00	2.00	10.00	20.00	80.00	120.0	160.0	196.0	0.50
4-Chloroaniline	1	0	Qua	0.3309	0.3610	0.2898	0.3141	0.3660	0.3083	0.2226	0.2219	0.4167	0.315	6.87	0.958	0.989	20	0.01	50.00	2.00	10.00	20.00	80.00	120.0	160.0	196.0	0.50
Hexachlorobutadiene	1	0	Avg	0.1738	0.2129	0.1530	0.1588	0.1705	0.1732	0.1710	0.1685	----	0.173	6.93	1.00	1.00	10	0.01	50.00	2.00	10.00	20.00	80.00	120.0	160.0	196.0	
Caprolactam	1	0	Avg	0.1205	0.1057	0.0956	0.1040	0.1209	0.1225	0.1310	0.1311	----	0.116	7.14	0.997	0.999	11	0.01	50.00	2.00	10.00	20.00	80.00	120.0	160.0	196.0	
4-Chloro-3-methylphe	1	0	Avg	0.2976	0.3054	0.2544	0.2661	0.2934	0.2981	0.2901	0.2880	----	0.287	7.24	0.999	0.999	6.1	0.20	50.00	2.00	10.00	20.00	80.00	120.0	160.0	196.0	
2-Methylnaphthalene	1	0	Avg	0.7538	0.9008	0.6523	0.6952	0.7394	0.7435	0.6965	0.6962	----	0.735	7.37	0.998	0.999	10	0.40	50.00	2.00	10.00	20.00	80.00	120.0	160.0	196.0	
1-Methylnaphthalene	1	0	Avg	0.6952	0.8272	0.6160	0.6415	0.6815	0.6852	0.6517	0.6473	----	0.681	7.46	0.999	1.00	9.5	0.40	50.00	2.00	10.00	20.00	80.00	120.0	160.0	196.0	
Methylnaphthalenes (	1	0	Avg	0.7244	0.8640	0.6342	0.6692	0.7102	0.7143	0.6740	0.6718	----	0.708	7.37	0.998	1.00	9.9		100.0	4.00	20.00	40.00	160.0	240.0	320.0	392.0	
1,1'-Biphenyl	1	0	Avg	0.8890	1.0374	0.7661	0.8258	0.8724	0.8790	0.8291	0.8275	----	0.866	7.75	0.998	1.00	9.2	0.01	50.00	2.00	10.00	20.00	80.00	120.0	160.0	196.0	
1,2,4,5-Tetrachloroben	1	0	Avg	0.5283	0.6396	0.4656	0.4902	0.5231	0.5275	0.5052	0.5010	----	0.523	7.51	0.999	0.999	9.9	0.01	50.00	2.00	10.00	20.00	80.00	120.0	160.0	196.0	

Flags
a - failed the min rf criteria
c - failed the minimum correlation coeff criteria(if applicable)

Note: Avg Rsd: 11.8
Corr 1 = Correlation Coefficient for linear Eq.
Corr 2 = Correlation Coefficient for quad Eq.
Fit = Indicates whether Avg RF, Linear, or Quadratic Curve was used for compound.

7062915 0255

7062915 0256

Form 6
Initial Calibration

Method: EPA 8270D

Instrument: GCMS_7

Level #:	Data File:	Cal Identifier:	Analysis Date/Time	Level #:	Data File:	Cal Identifier:	Analysis Date/Time
1	7M84393.D	CAL BNA@50PPM	06/05/17 10:41	2	7M84400.D	CAL BNA@2PPM	06/05/17 13:29
3	7M84394.D	CAL BNA@10PPM	06/05/17 11:05	4	7M84399.D	CAL BNA@20PPM	06/05/17 13:05
5	7M84398.D	CAL BNA@80PPM	06/05/17 12:42	6	7M84397.D	CAL BNA@120PPM	06/05/17 12:18
7	7M84396.D	CAL BNA@160PPM	06/05/17 11:54	8	7M84395.D	CAL BNA@196PPM	06/05/17 11:31
9	7M84401.D	CAL BNA@.5PPM	06/05/17 13:53				

Compound	Col	Mr	Fit:	RF1	RF2	RF3	RF4	RF5	RF6	RF7	RF8	RF9	AvgRf	RT	Corr1	Corr2	%Rsd		Calibration Level Concentrations Lvl1	Lvl2	Lvl3	Lvl4	Lvl5	Lvl6	Lvl7	Lvl8	Lvl9
Hexachlorocyclopenta	1	0	Qua	0.2451	0.0975	0.1312	0.1760	0.2660	0.2879	0.2925	0.2857	-----	0.223	7.50	0.998	0.998	35	0.05	50.00	2.00	10.00	20.00	80.00	120.0	160.0	196.0	
2,4,6-Trichlorophenol	1	0	Avg	0.3678	0.3399	0.3079	0.3475	0.3713	0.3800	0.3760	0.3726	-----	0.358	7.60	1.00	1.00	6.9	0.20	50.00	2.00	10.00	20.00	80.00	120.0	160.0	196.0	
2,4,5-Trichlorophenol	1	0	Avg	0.3896	0.3693	0.3214	0.3218	0.3870	0.3964	0.3935	0.3872	-----	0.371	7.63	1.00	1.00	8.5	0.20	50.00	2.00	10.00	20.00	80.00	120.0	160.0	196.0	
2-Fluorobiphenyl	1	0	Avg	1.3002	1.5240	1.1656	1.1884	1.2741	1.3114	1.2915	1.2697	-----	1.29	7.66	0.999	0.999	8.4		25.00	1.00	5.00	10.00	40.00	60.00	80.00	98.00	
2-Chloronaphthalene	1	0	Avg	1.1386	1.3431	1.0028	1.0412	1.0934	1.1026	1.0537	1.0447	-----	1.10	7.78	0.999	1.00	9.6	0.80	50.00	2.00	10.00	20.00	80.00	120.0	160.0	196.0	
1,4-Dimethylnaphthale	1	0	Avg	0.9289	1.0913	0.8114	0.8456	0.8994	0.8898	0.8095	0.8120	-----	0.886	8.06	0.997	0.999	11		50.00	2.00	10.00	20.00	80.00	120.0	160.0	196.0	
Dimethylnaphthalenes	1	0	Avg	0.9289	1.0913	0.8114	0.8456	0.8994	0.8898	0.8095	0.8120	-----	0.886	8.06	0.997	0.999	11		50.00	2.00	10.00	20.00	80.00	120.0	160.0	196.0	
Diphenyl Ether	1	0	Avg	0.7749	0.9169	0.6808	0.7222	0.7622	0.7727	0.7436	0.7310	-----	0.763	7.83	0.999	1.00	9.1		50.00	2.00	10.00	20.00	80.00	120.0	160.0	196.0	
2-Nitroaniline	1	0	Avg	0.3445	0.3503	0.2935	0.3074	0.3326	0.3287	0.3121	0.3078	-----	0.322	7.85	0.998	1.00	6.2	0.01	50.00	2.00	10.00	20.00	80.00	120.0	160.0	196.0	
Coumarin	1	0	Avg	0.4751	0.5340	0.4164	0.4351	0.4645	0.4644	0.4442	0.4446	-----	0.460	8.03	0.999	1.00	7.7		50.00	2.00	10.00	20.00	80.00	120.0	160.0	196.0	
Acenaphthylene	1	0	Avg	1.7639	2.0173	1.5253	1.6256	1.7419	1.7439	1.6659	1.6603	-----	1.72	8.13	0.999	0.999	8.4	0.90	50.00	2.00	10.00	20.00	80.00	120.0	160.0	196.0	
Dimethylphthalate	1	0	Avg	1.2766	1.4463	1.0965	1.1602	1.2529	1.2554	1.2050	1.1965	-----	1.24	7.99	0.999	1.00	8.3	0.01	50.00	2.00	10.00	20.00	80.00	120.0	160.0	196.0	
2,6-Dinitrotoluene	1	0	Avg	0.3033	0.2799	0.2494	0.2674	0.2947	0.2955	0.2696	0.2698	-----	0.279	8.05	0.996	0.999	6.5	0.20	50.00	2.00	10.00	20.00	80.00	120.0	160.0	196.0	
Acenaphthene	1	0	Avg	1.1198	1.3229	0.9686	1.0253	1.0943	1.0979	1.0316	1.0191	-----	1.08	8.28	0.998	1.00	10	0.90	50.00	2.00	10.00	20.00	80.00	120.0	160.0	196.0	
3-Nitroaniline	1	0	Qua	0.3060	0.2733	0.2510	0.2843	0.3119	0.3047	0.2714	0.2705	-----	0.284	8.20	0.993	0.998	7.6	0.01	50.00	2.00	10.00	20.00	80.00	120.0	160.0	196.0	
2,4-Dinitrophenol	1	0	Qua	0.0901	-----	0.0169	0.0447	0.1287	0.1464	0.1581	0.1527	-----	0.105	8.29	0.995	0.995	53	0.01	50.00		10.00	20.00	80.00	120.0	160.0	196.0	
Dibenzofuran	1	0	Qua	1.6445	1.9516	1.4247	1.5138	1.6212	1.6212	1.5447	1.5515	2.7017	1.73	8.44	0.999	1.00	23	0.80	50.00	2.00	10.00	20.00	80.00	120.0	160.0	196.0	0.50
2,4-Dinitrotoluene	1	0	Avg	0.4076	0.2848	0.2936	0.3469	0.4039	0.4097	0.4124	0.4059	-----	0.371	8.41	1.00	1.00	15	0.20	50.00	2.00	10.00	20.00	80.00	120.0	160.0	196.0	
4-Nitrophenol	1	0	Avg	0.2252	0.1553	0.1641	0.1868	0.2200	0.2244	0.2184	0.2186	-----	0.202	8.33	0.999	1.00	14	0.01	50.00	2.00	10.00	20.00	80.00	120.0	160.0	196.0	
2,3,4,6-Tetrachlorophe	1	0	Avg	0.3243	0.2290	0.2446	0.2825	0.3280	0.3391	0.3438	0.3416	-----	0.304	8.54	1.00	1.00	15	0.01	50.00	2.00	10.00	20.00	80.00	120.0	160.0	196.0	
Fluorene	1	0	Avg	1.3581	1.5168	1.1723	1.2456	1.3139	1.2996	1.2158	1.2211	-----	1.29	8.76	0.998	0.999	8.4	0.90	50.00	2.00	10.00	20.00	80.00	120.0	160.0	196.0	
4-Chlorophenyl-phenyl	1	0	Avg	0.6435	0.7165	0.5527	0.5893	0.6458	0.6406	0.6276	0.6244	-----	0.630	8.75	1.00	1.00	7.5	0.40	50.00	2.00	10.00	20.00	80.00	120.0	160.0	196.0	
Diethylphthalate	1	0	Avg	1.2587	1.3439	1.0644	1.1150	1.2362	1.2372	1.1826	1.1879	-----	1.20	8.62	0.999	1.00	7.2	0.01	50.00	2.00	10.00	20.00	80.00	120.0	160.0	196.0	
4-Nitroaniline	1	0	Avg	0.3626	0.3029	0.2849	0.3147	0.3552	0.3555	0.3418	0.3430	-----	0.333	8.76	0.999	1.00	8.5	0.01	50.00	2.00	10.00	20.00	80.00	120.0	160.0	196.0	
Atrazine	1	0	Avg	0.3537	0.3146	0.2809	0.3098	0.3464	0.3520	0.3447	0.3466	-----	0.331	9.38	1.00	1.00	7.9	0.01	50.00	2.00	10.00	20.00	80.00	120.0	160.0	196.0	
4,6-Dinitro-2-methylph	1	0	Qua	0.0945	-----	0.0342	0.0616	0.1159	0.1279	0.1364	0.1318	-----	0.100	8.79	0.995	0.997	39	0.01	50.00		10.00	20.00	80.00	120.0	160.0	196.0	
n-Nitrosodiphenylamin	1	0	Avg	0.6318	0.6910	0.5408	0.5756	0.6329	0.6464	0.6291	0.6208	-----	0.621	8.86	0.999	0.999	7.3	0.01	50.00	2.00	10.00	20.00	80.00	120.0	160.0	196.0	
2,4,6-Tribromophenol	1	0	Avg	0.1009	0.0766	0.0753	0.0814	0.1031	0.1116	0.1171	0.1137	-----	0.0975	8.99	0.998	0.999	18		50.00	2.00	10.00	20.00	80.00	120.0	160.0	196.0	
1,2-Diphenylhydrazine	1	0	Avg	0.6524	0.7061	0.5702	0.5920	0.6440	0.6476	0.6662	0.6622	-----	0.643	8.90	0.999	1.00	6.7		50.00	2.00	10.00	20.00	80.00	120.0	160.0	196.0	
4-Bromophenyl-phenyl	1	0	Avg	0.2076	0.2206	0.1741	0.1810	0.2095	0.2172	0.2195	0.2145	-----	0.206	9.23	0.999	0.999	8.7	0.10	50.00	2.00	10.00	20.00	80.00	120.0	160.0	196.0	
Hexachlorobenzene	1	0	Avg	0.2191	0.2589	0.1886	0.1952	0.2206	0.2276	0.2303	0.2267	-----	0.221	9.31	0.992	0.997	9.9	0.10	50.00	2.00	10.00	20.00	80.00	120.0	160.0	196.0	
N-Octadecane	1	0	Avg	0.3621	0.3514	0.3020	0.3246	0.3560	0.3455	0.3133	0.3108	-----	0.333	9.58	0.994	0.999	7.0	0.05	50.00	2.00	10.00	20.00	80.00	120.0	160.0	196.0	
Pentachlorophenol	1	0	Qua	0.1012	-----	0.0469	0.0669	0.1157	0.1257	0.1364	0.1339	-----	0.104	9.50	0.996	0.999	33	0.05 a	50.00		10.00	20.00	80.00	120.0	160.0	196.0	
Phenanthrene	1	0	Avg	1.0774	1.3048	0.9389	0.9739	1.0624	1.0688	1.0222	1.0204	-----	1.06	9.74	0.999	0.999	10	0.70	50.00	2.00	10.00	20.00	80.00	120.0	160.0	196.0	
Anthracene	1	0	Avg	1.1247	1.2125	0.9442	1.0015	1.1121	1.1135	1.0745	1.0644	-----	1.08	9.79	0.999	1.00	7.5	0.70	50.00	2.00	10.00	20.00	80.00	120.0	160.0	196.0	
Carbazole	1	0	Avg	1.0353	1.1048	0.8639	0.9263	1.0218	1.0329	0.9905	0.9906	-----	0.996	9.95	0.999	1.00	7.4	0.01	50.00	2.00	10.00	20.00	80.00	120.0	160.0	196.0	
Di-n-butylphthalate	1	0	Qua	1.2026	1.0901	0.9435	1.0282	1.1766	1.1858	1.1141	1.1132	1.3456	1.13	10.33	0.998	0.999	10	0.01	50.00	2.00	10.00	20.00	80.00	120.0	160.0	196.0	0.50
Fluoranthene	1	0	Avg	1.2467	1.2826	0.9992	1.0714	1.2140	1.2113	1.1662	1.1526	-----	1.17	11.06	0.999	1.00	8.0	0.60	50.00	2.00	10.00	20.00	80.00	120.0	160.0	196.0	
Pyrene	1	0	Avg	1.2166	1.2778	1.0046	1.0745	1.2016	1.2386	1.2025	1.1903	-----	1.18	11.32	0.999	1.00	7.7	0.60	50.00	2.00	10.00	20.00	80.00	120.0	160.0	196.0	
Benzidine	1	0	Qua	0.3733	0.1799	0.2146	0.2911	0.4762	0.4715	-----	-----	-----	0.334	11.21	0.981	0.994	38		50.00	2.00	10.00	20.00	80.00	120.0			
Terphenyl-d14	1	0	Avg	0.5956	0.6116	0.4742	0.5067	0.5934	0.6216	0.6246	0.6367	-----	0.583	11.50	0.998	0.999	10		25.00	1.00	5.00	10.00	40.00	60.00	80.00	96.00	

Flags
a - failed the min rf criteria
c - failed the minimum correlation coeff criteria(if applicable)

Note: Avg Rsd: 11.8
Corr 1 = Correlation Coefficient for linear Eq.
Corr 2 = Correlation Coefficient for quad Eq.
Fit = Indicates whether Avg RF, Linear, or Quadratic Curve was used for compound.

Form 6
Initial Calibration

Method: EPA 8270D

Instrument: GCMS_7

Level #:	Data File:	Cal Identifier:	Analysis Date/Time	Level #:	Data File:	Cal Identifier:	Analysis Date/Time
1	7M84393.D	CAL BNA@50PPM	06/05/17 10:41	2	7M84400.D	CAL BNA@2PPM	06/05/17 13:29
3	7M84394.D	CAL BNA@10PPM	06/05/17 11:05	4	7M84399.D	CAL BNA@20PPM	06/05/17 13:05
5	7M84398.D	CAL BNA@80PPM	06/05/17 12:42	6	7M84397.D	CAL BNA@120PPM	06/05/17 12:18
7	7M84396.D	CAL BNA@160PPM	06/05/17 11:54	8	7M84395.D	CAL BNA@196PPM	06/05/17 11:31
9	7M84401.D	CAL BNA@.5PPM	06/05/17 13:53				

Compound	Col	Mr	Fit:	RF1	RF2	RF3	RF4	RF5	RF6	RF7	RF8	RF9	AvgRf	RT	Corr1	Corr2	%Rsd		Calibration Level Concentrations Lvl1	Lvl2	Lvl3	Lvl4	Lvl5	Lvl6	Lvl7	Lvl8	Lvl9
4,4'-DDE	1	0	Avg	0.2232	0.2273	0.1817	0.1915	0.2244	0.2338	0.2349	0.2318	-----	0.219	11.44	1.00	1.00	9.3		50.00	2.00	10.00	20.00	80.00	120.0	160.0	196.0	
4,4'-DDD	1	0	Avg	0.4328	0.3706	0.3285	0.3624	0.4316	0.4465	0.4456	0.4405	-----	0.407	11.84	0.998	0.999	11		50.00	2.00	10.00	20.00	80.00	120.0	160.0	196.0	
Butylbenzylphthalate	1	0	Avg	0.4989	0.4167	0.3834	0.4159	0.4986	0.5138	0.4976	0.4994	-----	0.466	12.09	0.999	1.00	11	0.01	50.00	2.00	10.00	20.00	80.00	120.0	160.0	196.0	
4,4'-DDT	1	0	Avg	0.3629	0.2318	0.2430	0.2840	0.3719	0.3796	0.3649	0.3649	-----	0.325	12.19	0.997	0.998	19		50.00	2.00	10.00	20.00	80.00	120.0	160.0	196.0	
3,3'-Dichlorobenzidine	1	0	Qua	0.3116	0.2600	0.2576	0.2793	0.3360	0.3081	0.2585	0.2586	-----	0.284	12.71	0.980	0.995	11	0.01	50.00	2.00	10.00	20.00	80.00	120.0	160.0	196.0	
Benzo[a]anthracene	1	0	Avg	1.0710	1.1863	0.9005	0.9319	1.0804	1.0989	1.0718	1.0741	-----	1.05	12.74	1.00	1.00	8.8	0.80	50.00	2.00	10.00	20.00	80.00	120.0	160.0	196.0	
Chrysene	1	0	Avg	0.9958	1.1548	0.8375	0.8791	0.9926	0.9963	0.9400	0.9411	-----	0.967	12.78	0.998	0.999	9.8	0.70	50.00	2.00	10.00	20.00	80.00	120.0	160.0	196.0	
bis(2-Ethylhexyl)phthal	1	0	Qua	0.6580	0.5612	0.5208	0.5564	0.6506	0.6537	0.5841	0.5849	-----	0.596	12.79	0.994	0.998	8.7	0.01	50.00	2.00	10.00	20.00	80.00	120.0	160.0	196.0	
Di-n-octylphthalate	1	0	Qua	1.3007	0.9536	0.9417	1.0065	1.2853	1.3331	1.2679	1.2683	-----	1.17	13.53	0.999	0.999	15	0.01	50.00	2.00	10.00	20.00	80.00	120.0	160.0	196.0	
Benzo[b]fluoranthene	1	0	Avg	1.2535	1.0216	0.9577	0.9455	1.1517	1.2156	1.1801	1.1840	-----	1.11	13.96	0.998	0.998	11	0.70	50.00	2.00	10.00	20.00	80.00	120.0	160.0	196.0	
Benzo[k]fluoranthene	1	0	Avg	1.0792	1.2323	0.9510	0.9860	1.1693	1.1985	1.1623	1.1380	-----	1.11	13.99	0.999	0.999	9.1	0.70	50.00	2.00	10.00	20.00	80.00	120.0	160.0	196.0	
Benzo[a]pyrene	1	0	Avg	1.1018	1.0424	0.8482	0.9355	1.1036	1.1597	1.1381	1.1263	-----	1.06	14.31	0.999	0.999	10	0.70	50.00	2.00	10.00	20.00	80.00	120.0	160.0	196.0	
Indeno[1,2,3-cd]pyren	1	0	Avg	1.2149	1.1942	0.9527	1.0131	1.2462	1.3187	1.3170	1.3065	-----	1.20	15.68	0.997	0.998	12	0.50	50.00	2.00	10.00	20.00	80.00	120.0	160.0	196.0	
Dibenzo[a,h]anthracen	1	0	Avg	1.0172	0.9816	0.7942	0.8542	1.0466	1.1104	1.1052	1.1037	-----	1.00	15.70	0.999	0.999	12	0.40	50.00	2.00	10.00	20.00	80.00	120.0	160.0	196.0	
Benzo[g,h,i]perylene	1	0	Avg	1.0298	1.1236	0.8246	0.8597	1.0469	1.1018	1.1042	1.0994	-----	1.02	16.05	0.999	1.00	11	0.50	50.00	2.00	10.00	20.00	80.00	120.0	160.0	196.0	

Flags
a - failed the min rf criteria
c - failed the minimum correlation coeff criteria(if applicable)

Note: Avg Rsd: 11.8
Corr 1 = Correlation Coefficient for linear Eq.
Corr 2 = Correlation Coefficient for quad Eq.
Fit = Indicates whether Avg RF, Linear, or Quadratic Curve was used for compound.

7062915 0257

7062915 0258

Form 6
Initial Calibration

Method: EPA 8270D

Instrument: GCMS_9

Level #:	Data File:	Cal Identifier:	Analysis Date/Time	Level #:	Data File:	Cal Identifier:	Analysis Date/Time
1	9M78605.D	CAL BNA@50PPM	06/06/17 10:34	2	9M78612.D	CAL BNA@2PPM	06/06/17 13:28
3	9M78606.D	CAL BNA@10PPM	06/06/17 10:58	4	9M78611.D	CAL BNA@20PPM	06/06/17 13:05
5	9M78610.D	CAL BNA@80PPM	06/06/17 12:42	6	9M78609.D	CAL BNA@120PPM	06/06/17 12:19
7	9M78608.D	CAL BNA@160PPM	06/06/17 11:56	8	9M78607.D	CAL BNA@196PPM	06/06/17 11:33
9	9M78613.D	CAL BNA@0.5PPM	06/06/17 13:51				

Compound	Col	Mr	Fit:	RF1	RF2	RF3	RF4	RF5	RF6	RF7	RF8	RF9	AvgRf	RT	Corr1	Corr2	%Rsd		Calibration Level Concentrations Lvl1	Lvl2	Lvl3	Lvl4	Lvl5	Lvl6	Lvl7	Lvl8	Lvl9
1,4-Dioxane	1	0	Qua	1.0917	1.4017	1.3017	1.0133	1.0526	1.0340	1.0796	1.0831	1.5749	1.18	2.77	0.999	0.999	17		50.00	2.00	10.00	20.00	80.00	120.0	160.0	196.0	0.50
Pyridine	1	0	Avg	3.2141	3.5040	3.6489	2.8874	3.1430	3.0391	3.2778	3.1649	-----	3.23	3.23	0.998	0.999	7.6		50.00	2.00	10.00	20.00	80.00	120.0	160.0	196.0	
N-Nitrosodimethylamin	1	0	Avg	1.8011	1.7888	1.9803	1.6357	1.7575	1.7376	1.8703	1.8156	-----	1.80	3.16	0.999	0.999	5.6		50.00	2.00	10.00	20.00	80.00	120.0	160.0	196.0	
2-Fluorophenol	1	0	Avg	2.6405	2.8669	3.0123	2.3922	2.6886	2.6743	2.9139	2.8051	-----	2.75	4.74	0.998	0.998	7.0		50.00	2.00	10.00	20.00	80.00	120.0	160.0	196.0	
Benzaldehyde	1	0	Qua	1.7174	2.0491	2.1819	1.7714	1.5394	1.0698	-----	-----	-----	1.72	5.56	0.916	0.996	23	0.01	50.00	2.00	10.00	20.00	80.00	120.0			
Aniline	1	0	Qua	4.3945	3.7763	4.3777	3.9914	4.4542	4.4263	4.0028	4.2291	4.7414	4.27	5.65	0.997	0.998	6.9		50.00	2.00	10.00	20.00	80.00	120.0	160.0	196.0	0.50
Pentachloroethane	1	0	Avg	0.9836	1.0181	1.1342	0.9713	0.9969	0.9983	1.1050	1.0629	-----	1.03	5.70	0.997	0.998	5.8	0.05	50.00	2.00	10.00	20.00	80.00	120.0	160.0	196.0	
bis(2-Chloroethyl)ether	1	0	Qua	2.8196	3.3704	3.2932	2.7020	2.8472	2.7971	3.0804	2.9757	4.5532	3.16	5.71	0.998	0.998	18	0.70	50.00	2.00	10.00	20.00	80.00	120.0	160.0	196.0	0.50
Phenol-d5	1	0	Avg	3.5914	4.1342	4.0474	3.4367	3.6388	3.5719	3.8895	3.7499	-----	3.76	5.61	0.998	0.998	6.5		50.00	2.00	10.00	20.00	80.00	120.0	160.0	196.0	
Phenol	1	0	Avg	4.0965	4.6934	4.7350	3.8817	4.1955	4.1766	4.4554	4.3103	-----	4.32	5.63	0.999	0.999	6.8	0.80	50.00	2.00	10.00	20.00	80.00	120.0	160.0	196.0	
2-Chlorophenol	1	0	Avg	3.0594	3.5168	3.5294	2.9383	3.1565	3.1997	3.6367	3.5447	-----	3.32	5.76	0.995	0.998	7.9	0.80	50.00	2.00	10.00	20.00	80.00	120.0	160.0	196.0	
N-Decane	1	0	Avg	2.7236	3.4654	3.3385	2.6745	2.6894	2.6969	2.7028	2.5515	-----	2.86	5.81	0.998	0.999	12	0.05	50.00	2.00	10.00	20.00	80.00	120.0	160.0	196.0	
1,3-Dichlorobenzene	1	0	Avg	3.3909	4.4802	4.1165	3.3266	3.4502	3.4746	4.0531	4.0419	-----	3.79	5.90	0.992	0.998	11		50.00	2.00	10.00	20.00	80.00	120.0	160.0	196.0	
1,4-Dichlorobenzene	1	0	Avg	1.5379	1.8505	1.3482	1.4090	1.5140	1.5541	1.5155	1.5059	-----	1.53	5.95	1.00	1.00	9.6		50.00	2.00	10.00	20.00	80.00	120.0	160.0	196.0	
1,2-Dichlorobenzene	1	0	Avg	1.4548	1.6687	1.2704	1.3332	1.4469	1.5049	1.5101	1.4848	-----	1.46	6.08	1.00	1.00	8.2		50.00	2.00	10.00	20.00	80.00	120.0	160.0	196.0	
Benzyl alcohol	1	0	Avg	0.9190	1.0993	0.7389	0.8240	0.9050	0.9197	0.8750	0.8442	-----	0.891	6.05	0.998	0.998	12		50.00	2.00	10.00	20.00	80.00	120.0	160.0	196.0	
bis(2-chloroisopropyl)e	1	0	Avg	1.5708	1.9392	1.4058	1.4322	1.5118	1.5180	1.2961	1.2607	-----	1.49	6.17	0.986	0.997	14	0.01	50.00	2.00	10.00	20.00	80.00	120.0	160.0	196.0	
2-Methylphenol	1	0	Avg	1.2547	1.3546	1.0243	1.1167	1.2387	1.3155	1.1472	1.0857	1.7520	1.25	6.14	0.994	0.996	17	0.70	50.00	2.00	10.00	20.00	80.00	120.0	160.0	196.0	0.50
Acetophenone	1	0	Avg	1.9242	2.2200	1.6326	1.7305	1.9018	1.9320	1.5752	1.4914	-----	1.80	6.26	0.986	0.995	13	0.01	50.00	2.00	10.00	20.00	80.00	120.0	160.0	196.0	
Hexachloroethane	1	0	Avg	0.5839	0.7242	0.4937	0.5249	0.5826	0.6155	0.5634	0.5544	-----	0.580	6.36	0.996	0.998	12	0.30	50.00	2.00	10.00	20.00	80.00	120.0	160.0	196.0	
N-Nitroso-di-n-propyla	1	0	Qua	1.0590	1.1432	0.8603	0.9476	1.0308	0.9378	0.6988	-----	1.5062	1.02	6.26	0.973	0.991	23	0.50	50.00	2.00	10.00	20.00	80.00	120.0	160.0		0.50
3&4-Methylphenol	1	0	Avg	1.3395	1.5168	1.0927	1.1985	1.3441	1.3907	1.2099	1.1333	1.6328	1.32	6.26	0.987	0.997	14		50.00	2.00	10.00	20.00	80.00	120.0	160.0	196.0	0.50
Nitrobenzene-d5	1	0	Avg	0.1590	0.1453	0.1237	0.1403	0.1636	0.1707	0.1583	0.1549	-----	0.152	6.39	0.997	0.999	9.8		25.00	1.00	5.00	10.00	40.00	60.00	80.00	98.00	
Nitrobenzene	1	0	Avg	0.3911	0.3996	0.3110	0.3388	0.3832	0.3805	0.3470	0.3336	-----	0.361	6.40	0.993	0.999	8.9	0.20	50.00	2.00	10.00	20.00	80.00	120.0	160.0	196.0	
Isophorone	1	0	Avg	0.6914	0.7523	0.5717	0.6068	0.6776	0.6734	0.5984	0.5604	-----	0.642	6.59	0.987	0.999	10	0.40	50.00	2.00	10.00	20.00	80.00	120.0	160.0	196.0	
2-Nitrophenol	1	0	Avg	0.1853	0.1579	0.1345	0.1565	0.1862	0.1902	0.2101	0.1977	-----	0.177	6.65	0.996	0.998	14	0.10	50.00	2.00	10.00	20.00	80.00	120.0	160.0	196.0	
2,4-Dimethylphenol	1	0	Avg	0.3766	0.4211	0.3099	0.3380	0.3748	0.3877	0.3208	0.2919	0.4903	0.368	6.68	0.974	0.995	17	0.20	50.00	2.00	10.00	20.00	80.00	120.0	160.0	196.0	0.50
Benzoic Acid	1	0	Qua	0.2750	-----	0.1328	0.1965	0.3225	0.3477	0.3485	0.3289	-----	0.279	6.74	0.997	0.997	30		50.00		10.00	20.00	80.00	120.0	160.0	196.0	
bis(2-Chloroethoxy)me	1	0	Avg	0.4061	0.4413	0.3441	0.3560	0.3929	0.3971	0.3850	0.3743	-----	0.387	6.76	0.999	1.00	7.8	0.30	50.00	2.00	10.00	20.00	80.00	120.0	160.0	196.0	
2,4-Dichlorophenol	1	0	Avg	0.3179	0.3268	0.2602	0.2857	0.3214	0.3233	0.3336	0.3434	0.4415	0.328	6.84	0.999	1.00	15	0.20	50.00	2.00	10.00	20.00	80.00	120.0	160.0	196.0	0.50
1,2,4-Trichlorobenzen	1	0	Avg	0.3515	0.4295	0.2945	0.3130	0.3483	0.3538	0.3628	0.3688	-----	0.353	6.91	0.999	1.00	11		50.00	2.00	10.00	20.00	80.00	120.0	160.0	196.0	
Naphthalene	1	0	Qua	1.1176	1.2717	0.9548	0.9976	1.0972	1.1412	1.0973	1.0595	1.7156	1.16	6.98	0.998	0.999	19	0.70	50.00	2.00	10.00	20.00	80.00	120.0	160.0	196.0	0.50
4-Chloroaniline	1	0	Qua	0.4121	0.3566	0.3011	0.3532	0.3985	0.3745	0.2809	0.2667	0.6781	0.380	7.01	0.968	0.990	32	0.01	50.00	2.00	10.00	20.00	80.00	120.0	160.0	196.0	0.50
Hexachlorobutadiene	1	0	Avg	0.2315	0.2618	0.1964	0.2007	0.2293	0.2428	0.2397	0.2394	-----	0.230	7.07	1.00	1.00	9.5	0.01	50.00	2.00	10.00	20.00	80.00	120.0	160.0	196.0	
Caprolactam	1	0	Avg	0.1204	0.1141	0.0953	0.1077	0.1175	0.1161	0.1273	0.1257	-----	0.116	7.28	0.998	0.999	8.9	0.01	50.00	2.00	10.00	20.00	80.00	120.0	160.0	196.0	
4-Chloro-3-methylphe	1	0	Avg	0.3258	0.3226	0.2677	0.2948	0.3255	0.3258	0.3301	0.3246	-----	0.315	7.37	1.00	1.00	7.0	0.20	50.00	2.00	10.00	20.00	80.00	120.0	160.0	196.0	
2-Methylnaphthalene	1	0	Avg	0.7894	0.8617	0.6691	0.7074	0.7811	0.7902	0.8216	0.7872	-----	0.776	7.52	0.999	0.999	7.9	0.40	50.00	2.00	10.00	20.00	80.00	120.0	160.0	196.0	
1-Methylnaphthalene	1	0	Avg	0.7342	0.8514	0.6333	0.6612	0.7210	0.7488	0.7607	0.7197	-----	0.729	7.60	0.998	0.999	9.0	0.40	50.00	2.00	10.00	20.00	80.00	120.0	160.0	196.0	
Methylnaphthalenes (	1	0	Avg	0.7613	0.8565	0.6512	0.6832	0.7503	0.7687	0.7905	0.7533	-----	0.752	7.52	0.999	0.999	8.4		100.0	4.00	20.00	40.00	160.0	240.0	320.0	392.0	
1,1'-Biphenyl	1	0	Avg	0.9628	1.0905	0.8093	0.8592	0.9643	1.0111	1.0614	1.0468	-----	0.976	7.90	0.999	0.999	10	0.01	50.00	2.00	10.00	20.00	80.00	120.0	160.0	196.0	
1,2,4,5-Tetrachloroben	1	0	Avg	0.6174	0.6667	0.5254	0.5459	0.5970	0.5382	0.5490	0.5726	-----	0.577	7.65	0.997	0.997	8.3	0.01	50.00	2.00	10.00	20.00	80.00	120.0	160.0	196.0	

Flags
a - failed the min rf criteria
c - failed the minimum correlation coeff criteria(if applicable)

Note: Avg Rsd: 12.4
Corr 1 = Correlation Coefficient for linear Eq.
Corr 2 = Correlation Coefficient for quad Eq.
Fit = Indicates whether Avg RF, Linear, or Quadratic Curve was used for compound.

7062915 0259

Method: EPA 8270D

Form 6
Initial Calibration

Instrument: GCMS_9

Level #:	Data File:	Cal Identifier:	Analysis Date/Time	Level #:	Data File:	Cal Identifier:	Analysis Date/Time
1	9M78605.D	CAL BNA@50PPM	06/06/17 10:34	2	9M78612.D	CAL BNA@2PPM	06/06/17 13:28
3	9M78606.D	CAL BNA@10PPM	06/06/17 10:58	4	9M78611.D	CAL BNA@20PPM	06/06/17 13:05
5	9M78610.D	CAL BNA@80PPM	06/06/17 12:42	6	9M78609.D	CAL BNA@120PPM	06/06/17 12:19
7	9M78608.D	CAL BNA@160PPM	06/06/17 11:56	8	9M78607.D	CAL BNA@196PPM	06/06/17 11:33
9	9M78613.D	CAL BNA@0.5PPM	06/06/17 13:51				

Compound	Col	Mr	Fit:	RF1	RF2	RF3	RF4	RF5	RF6	RF7	RF8	RF9	AvgRf	RT	Corr1	Corr2	%Rsd		Calibration Level Concentrations Lvl1	Lvl2	Lvl3	Lvl4	Lvl5	Lvl6	Lvl7	Lvl8	Lvl9
Hexachlorocyclopenta	1	0	Avg	0.3821	0.2512	0.2513	0.2927	0.3923	0.3629	0.4047	0.4146	-----	0.344	7.64	0.995	0.997	20	0.05	50.00	2.00	10.00	20.00	80.00	120.0	160.0	196.0	
2,4,6-Trichlorophenol	1	0	Avg	0.4130	0.3925	0.3398	0.3416	0.3808	0.3384	0.3765	0.3963	-----	0.372	7.74	0.993	0.995	7.8	0.20	50.00	2.00	10.00	20.00	80.00	120.0	160.0	196.0	
2,4,5-Trichlorophenol	1	0	Avg	0.3953	0.3906	0.2850	0.3578	0.3977	0.3612	0.3516	0.3846	-----	0.366	7.77	0.996	0.997	10	0.20	50.00	2.00	10.00	20.00	80.00	120.0	160.0	196.0	
2-Fluorobiphenyl	1	0	Avg	1.3244	1.6109	1.1502	1.2117	1.2749	1.1515	1.2053	1.2823	-----	1.28	7.80	0.997	0.998	12		25.00	1.00	5.00	10.00	40.00	60.00	80.00	98.00	
2-Chloronaphthalene	1	0	Avg	1.1575	1.3069	0.9815	1.0109	1.0930	1.0767	1.0859	1.1118	-----	1.10	7.92	0.999	0.999	9.0	0.80	50.00	2.00	10.00	20.00	80.00	120.0	160.0	196.0	
1,4-Dimethylnaphthale	1	0	Avg	0.9875	1.0468	0.8063	0.8432	1.0007	0.9233	0.9381	0.9183	-----	0.933	8.21	0.998	0.998	8.6		50.00	2.00	10.00	20.00	80.00	120.0	160.0	196.0	
Dimethylnaphthalenes	1	0	Avg	0.9875	1.0468	0.8063	0.8432	1.0007	0.9233	0.9381	0.9183	-----	0.933	8.21	0.998	0.998	8.6		50.00	2.00	10.00	20.00	80.00	120.0	160.0	196.0	
Diphenyl Ether	1	0	Avg	0.8355	0.8905	0.6884	0.7267	0.8130	0.7798	0.7100	0.7591	-----	0.775	7.98	0.995	0.996	8.8		50.00	2.00	10.00	20.00	80.00	120.0	160.0	196.0	
2-Nitroaniline	1	0	Qua	0.4194	0.3614	0.3113	0.3529	0.4032	0.3275	0.3299	0.3365	-----	0.355	7.99	0.990	0.993	11	0.01	50.00	2.00	10.00	20.00	80.00	120.0	160.0	196.0	
Coumarin	1	0	Avg	0.4689	0.4971	0.3846	0.4127	0.4529	0.4411	0.4494	0.4448	-----	0.444	8.18	1.00	1.00	7.6		50.00	2.00	10.00	20.00	80.00	120.0	160.0	196.0	
Acenaphthylene	1	0	Avg	1.8912	2.0379	1.5181	1.6267	1.9410	1.7963	1.7774	1.7674	-----	1.79	8.28	0.998	0.998	9.3	0.90	50.00	2.00	10.00	20.00	80.00	120.0	160.0	196.0	
Dimethylphthalate	1	0	Avg	1.3290	1.5765	1.1295	1.1814	1.2746	1.2533	1.2959	1.3152	-----	1.29	8.14	0.999	1.00	10	0.01	50.00	2.00	10.00	20.00	80.00	120.0	160.0	196.0	
2,6-Dinitrotoluene	1	0	Qua	0.3122	0.2274	0.2370	0.2594	0.3179	0.3219	0.3304	0.3230	-----	0.291	8.20	1.00	1.00	15	0.20	50.00	2.00	10.00	20.00	80.00	120.0	160.0	196.0	
Acenaphthene	1	0	Avg	1.2049	1.3128	1.0011	1.0414	1.1960	1.1736	1.1499	1.1322	-----	1.15	8.44	0.999	1.00	8.5	0.90	50.00	2.00	10.00	20.00	80.00	120.0	160.0	196.0	
3-Nitroaniline	1	0	Qua	0.3170	0.2664	0.2309	0.2711	0.3145	0.2795	0.2509	0.2493	-----	0.272	8.34	0.987	0.997	11	0.01	50.00	2.00	10.00	20.00	80.00	120.0	160.0	196.0	
2,4-Dinitrophenol	1	0	Qua	0.1354	-----	0.0319	0.0618	0.1578	0.1811	0.2020	0.1985	-----	0.138	8.44	0.992	0.997	49	0.01	50.00		10.00	20.00	80.00	120.0	160.0	196.0	
Dibenzofuran	1	0	Qua	1.6992	2.0581	1.4362	1.4976	1.6472	1.6497	1.7071	1.6732	2.5877	1.77	8.59	0.999	0.999	20	0.80	50.00	2.00	10.00	20.00	80.00	120.0	160.0	196.0	0.50
2,4-Dinitrotoluene	1	0	Qua	0.4130	0.3034	0.3008	0.3422	0.4013	0.4077	0.4346	0.4373	-----	0.380	8.55	0.998	0.999	15	0.20	50.00	2.00	10.00	20.00	80.00	120.0	160.0	196.0	
4-Nitrophenol	1	0	Qua	0.2801	0.1495	0.1796	0.2250	0.2740	0.2196	0.2011	0.1901	-----	0.215	8.47	0.975	0.993	21	0.01	50.00	2.00	10.00	20.00	80.00	120.0	160.0	196.0	
2,3,4,6-Tetrachlorophe	1	0	Avg	0.3912	0.3878	0.3063	0.3515	0.3829	0.3626	0.3591	0.3776	-----	0.365	8.70	0.998	0.998	7.6	0.01	50.00	2.00	10.00	20.00	80.00	120.0	160.0	196.0	
Fluorene	1	0	Avg	1.4366	1.7871	1.1746	1.2572	1.4163	1.3802	1.4092	1.4791	-----	1.42	8.92	0.998	0.999	13	0.90	50.00	2.00	10.00	20.00	80.00	120.0	160.0	196.0	
4-Chlorophenyl-phenyl	1	0	Qua	0.7355	0.9499	0.6089	0.6412	0.7092	0.6564	0.7655	0.8112	-----	0.735	8.91	0.990	0.996	15	0.40	50.00	2.00	10.00	20.00	80.00	120.0	160.0	196.0	
Diethylphthalate	1	0	Avg	1.3476	1.6141	1.1384	1.1838	1.2911	1.1731	1.2024	1.2771	-----	1.28	8.78	0.996	0.997	12	0.01	50.00	2.00	10.00	20.00	80.00	120.0	160.0	196.0	
4-Nitroaniline	1	0	Qua	0.3706	0.3106	0.2679	0.3034	0.3652	0.3501	0.3416	0.3646	-----	0.334	8.91	0.998	0.998	11	0.01	50.00	2.00	10.00	20.00	80.00	120.0	160.0	196.0	
Atrazine	1	0	Avg	0.3937	0.4400	0.3120	0.3446	0.3827	0.3465	0.3894	0.4153	-----	0.378	9.54	0.989	0.994	11	0.01	50.00	2.00	10.00	20.00	80.00	120.0	160.0	196.0	
4,6-Dinitro-2-methylph	1	0	Qua	0.1110	-----	0.0391	0.0667	0.1242	0.1456	0.1390	0.1424	-----	0.110	8.94	0.997	0.997	38	0.01	50.00		10.00	20.00	80.00	120.0	160.0	196.0	
n-Nitrosodiphenylamin	1	0	Avg	0.6517	0.6870	0.5390	0.5517	0.6578	0.7934	0.6589	0.6546	-----	0.649	9.01	0.991	0.991	12	0.01	50.00	2.00	10.00	20.00	80.00	120.0	160.0	196.0	
2,4,6-Tribromophenol	1	0	Qua	0.1181	0.1024	0.0900	0.0984	0.1238	0.1656	0.1456	0.1507	-----	0.124	9.15	0.990	0.990	22		50.00	2.00	10.00	20.00	80.00	120.0	160.0	196.0	
1,2-Diphenylhydrazine	1	0	Avg	0.7573	0.6947	0.6206	0.6515	0.7290	0.6832	0.5654	0.5788	-----	0.660	9.06	0.986	0.996	10		50.00	2.00	10.00	20.00	80.00	120.0	160.0	196.0	
4-Bromophenyl-phenyl	1	0	Avg	0.2419	0.2717	0.1919	0.2102	0.2395	0.2600	0.2821	0.2762	-----	0.247	9.39	0.997	0.998	13	0.10	50.00	2.00	10.00	20.00	80.00	120.0	160.0	196.0	
Hexachlorobenzene	1	0	Avg	0.2574	0.3314	0.2136	0.2204	0.2559	0.2731	0.2542	0.2571	-----	0.258	9.47	0.988	0.993	14	0.10	50.00	2.00	10.00	20.00	80.00	120.0	160.0	196.0	
N-Octadecane	1	0	Avg	0.3734	0.3486	0.2973	0.3181	0.3576	0.3643	0.2924	0.2845	-----	0.330	9.73	0.974	0.994	11	0.05	50.00	2.00	10.00	20.00	80.00	120.0	160.0	196.0	
Pentachlorophenol	1	0	Qua	0.1558	-----	0.0872	0.1175	0.1606	0.1739	0.1667	0.1694	-----	0.147	9.66	0.999	0.999	22	0.05	50.00		10.00	20.00	80.00	120.0	160.0	196.0	
Phenanthrene	1	0	Avg	1.0944	1.2403	0.9077	0.9540	1.0857	1.1788	1.1378	1.1133	-----	1.09	9.90	0.999	0.999	10	0.70	50.00	2.00	10.00	20.00	80.00	120.0	160.0	196.0	
Anthracene	1	0	Avg	1.1716	1.2336	0.9133	0.9992	1.1486	1.3470	1.1782	1.1095	-----	1.14	9.95	0.988	0.993	12	0.70	50.00	2.00	10.00	20.00	80.00	120.0	160.0	196.0	
Carbazole	1	0	Avg	1.0122	1.0188	0.8124	0.8614	0.9919	1.1175	1.0302	0.9809	-----	0.978	10.12	0.994	0.996	9.9	0.01	50.00	2.00	10.00	20.00	80.00	120.0	160.0	196.0	
Di-n-butylphthalate	1	0	Qua	1.1941	0.9966	0.8702	0.9840	1.1616	1.2160	1.1164	1.1000	1.2296	1.10	10.50	0.997	0.997	11	0.01	50.00	2.00	10.00	20.00	80.00	120.0	160.0	196.0	0.50
Fluoranthene	1	0	Avg	1.2650	1.2302	0.9769	1.0721	1.2613	1.3312	1.2520	1.2317	-----	1.20	11.23	0.998	0.999	9.7	0.60	50.00	2.00	10.00	20.00	80.00	120.0	160.0	196.0	
Pyrene	1	0	Avg	1.0700	1.1880	0.8805	0.9168	1.0368	1.0707	0.9649	0.9631	-----	1.01	11.50	0.995	0.998	9.8	0.60	50.00	2.00	10.00	20.00	80.00	120.0	160.0	196.0	
Benzidine	1	0	Qua	0.4116	0.1660	0.2214	0.3130	0.3818	0.2881	-----	-----	-----	0.297	11.38	0.948	0.993	31		50.00	2.00	10.00	20.00	80.00	120.0			
Terphenyl-d14	1	0	Avg	0.5689	0.6151	0.4555	0.4813	0.5518	0.5672	0.5442	0.5665	-----	0.544	11.68	0.999	0.999	9.5		25.00	1.00	5.00	10.00	40.00	60.00	80.00	96.00	

Flags
a - failed the min rf criteria
c - failed the minimum correlation coeff criteria(if applicable)

Note: Avg Rsd: 12.4
Corr 1 = Correlation Coefficient for linear Eq.
Corr 2 = Correlation Coefficient for quad Eq.
Fit = Indicates whether Avg RF, Linear, or Quadratic Curve was used for compound.

Form 6
Initial Calibration

Method: EPA 8270D

Instrument: GCMS_9

Level #:	Data File:	Cal Identifier:	Analysis Date/Time
1	9M78605.D	CAL BNA@50PPM	06/06/17 10:34
3	9M78606.D	CAL BNA@10PPM	06/06/17 10:58
5	9M78610.D	CAL BNA@80PPM	06/06/17 12:42
7	9M78608.D	CAL BNA@160PPM	06/06/17 11:56
9	9M78613.D	CAL BNA@0.5PPM	06/06/17 13:51

Level #:	Data File:	Cal Identifier:	Analysis Date/Time
2	9M78612.D	CAL BNA@2PPM	06/06/17 13:28
4	9M78611.D	CAL BNA@20PPM	06/06/17 13:05
6	9M78609.D	CAL BNA@120PPM	06/06/17 12:19
8	9M78607.D	CAL BNA@196PPM	06/06/17 11:33

Compound	Col	Mr	Fit:	RF1	RF2	RF3	RF4	RF5	RF6	RF7	RF8	RF9	AvgRf	RT	Corr1	Corr2	%Rsd		Calibration Level Concentrations Lvl1	Lvl2	Lvl3	Lvl4	Lvl5	Lvl6	Lvl7	Lvl8	Lvl9
4,4'-DDE	1	0	Avg	0.2405	0.2568	0.1910	0.2009	0.2375	0.2453	0.2143	0.2190	-----	0.226	11.61	0.994	0.997	10		50.00	2.00	10.00	20.00	80.00	120.0	160.0	196.0	
4,4'-DDD	1	0	Avg	0.4311	0.4049	0.3289	0.3636	0.4287	0.4391	0.3749	0.3741	-----	0.393	12.01	0.993	0.996	9.9		50.00	2.00	10.00	20.00	80.00	120.0	160.0	196.0	
Butylbenzylphthalate	1	0	Avg	0.4277	0.3488	0.3151	0.3484	0.4206	0.4178	0.3459	0.3463	-----	0.371	12.26	0.989	0.995	12	0.01	50.00	2.00	10.00	20.00	80.00	120.0	160.0	196.0	
4,4'-DDT	1	0	Avg	0.3604	-----	0.2152	0.2694	0.3700	0.3961	0.3630	0.3669	-----	0.334	12.37	0.996	0.998	20		50.00		10.00	20.00	80.00	120.0	160.0	196.0	
3,3'-Dichlorobenzidine	1	0	Qua	0.3303	0.2762	0.2331	0.2535	0.3017	0.2650	0.2056	0.1966	-----	0.258	12.88	0.938	0.992	18	0.01	50.00	2.00	10.00	20.00	80.00	120.0	160.0	196.0	
Benzo[a]anthracene	1	0	Avg	1.0548	1.1844	0.8784	0.9217	1.0281	1.0512	0.9552	0.9548	-----	1.00	12.92	0.996	0.999	9.6	0.80	50.00	2.00	10.00	20.00	80.00	120.0	160.0	196.0	
Chrysene	1	0	Avg	1.0360	1.1641	0.8081	0.8397	1.0355	1.1802	0.9488	0.8752	-----	0.986	12.96	0.970	0.989	14	0.70	50.00	2.00	10.00	20.00	80.00	120.0	160.0	196.0	
bis(2-Ethylhexyl)phthal	1	0	Qua	0.6414	0.4744	0.4547	0.5069	0.6369	0.6927	0.5488	0.5199	-----	0.560	12.96	0.984	0.990	16	0.01	50.00	2.00	10.00	20.00	80.00	120.0	160.0	196.0	
Di-n-octylphthalate	1	0	Qua	1.0749	0.7715	0.6973	0.8488	1.1047	1.1626	1.0204	1.0117	-----	0.962	13.71	0.994	0.995	18	0.01	50.00	2.00	10.00	20.00	80.00	120.0	160.0	196.0	
Benzo[b]fluoranthene	1	0	Avg	1.1372	1.1647	0.8249	0.9792	1.1157	1.2212	1.1469	1.1571	-----	1.09	14.14	0.997	0.998	12	0.70	50.00	2.00	10.00	20.00	80.00	120.0	160.0	196.0	
Benzo[k]fluoranthene	1	0	Avg	1.1577	1.2752	0.9901	1.0418	1.1866	1.1898	1.3590	1.3254	-----	1.19	14.17	0.995	0.998	11	0.70	50.00	2.00	10.00	20.00	80.00	120.0	160.0	196.0	
Benzo[a]pyrene	1	0	Avg	1.0951	1.0787	0.8695	0.9204	1.0900	1.1491	1.0938	1.1031	-----	1.05	14.51	0.999	0.999	9.4	0.70	50.00	2.00	10.00	20.00	80.00	120.0	160.0	196.0	
Indeno[1,2,3-cd]pyren	1	0	Avg	1.2705	1.2899	0.9904	1.0499	1.2823	1.3577	1.2943	1.2855	-----	1.23	15.95	0.998	0.998	11	0.50	50.00	2.00	10.00	20.00	80.00	120.0	160.0	196.0	
Dibenzo[a,h]anthracen	1	0	Qua	1.0720	1.0451	0.8093	0.8991	1.0875	1.1591	1.2123	1.2198	-----	1.06	15.97	0.998	1.00	14	0.40	50.00	2.00	10.00	20.00	80.00	120.0	160.0	196.0	
Benzo[g,h,i]perylene	1	0	Avg	1.0590	1.2051	0.8652	0.8900	1.0797	1.1052	1.0082	1.0167	-----	1.03	16.35	0.997	0.998	11	0.50	50.00	2.00	10.00	20.00	80.00	120.0	160.0	196.0	

Flags
a - failed the min rf criteria
c - failed the minimum correlation coeff criteria(if applicable)

Note: Avg Rsd: 12.4
Corr 1 = Correlation Coefficient for linear Eq.
Corr 2 = Correlation Coefficient for quad Eq.
Fit = Indicates whether Avg RF, Linear, or Quadratic Curve was used for compound.

7062915 0260

7062915 0261

Form 6
Initial Calibration

Method: EPA 8270D

Instrument: GCMS_7

Level #:	Data File:	Cal Identifier:	Analysis Date/Time	Level #:	Data File:	Cal Identifier:	Analysis Date/Time
1	7M84393.D	CAL BNA@50PPM	06/05/17 10:41	2	7M84400.D	CAL BNA@2PPM	06/05/17 13:29
3	7M84394.D	CAL BNA@10PPM	06/05/17 11:05	4	7M84399.D	CAL BNA@20PPM	06/05/17 13:05
5	7M84398.D	CAL BNA@80PPM	06/05/17 12:42	6	7M84397.D	CAL BNA@120PPM	06/05/17 12:18
7	7M84396.D	CAL BNA@160PPM	06/05/17 11:54	8	7M84395.D	CAL BNA@196PPM	06/05/17 11:31
9	7M84401.D	CAL BNA@.5PPM	06/05/17 13:53				

Compound	Col	Mr	Fit:	RF1	RF2	RF3	RF4	RF5	RF6	RF7	RF8	RF9	AvgRf	RT	Corr1	Corr2	%Rsd		Calibration Level Concentrations Lvl1	Lvl2	Lvl3	Lvl4	Lvl5	Lvl6	Lvl7	Lvl8	Lvl9
1,4-Dioxane	1	0	Qua	1.0447	1.6225	0.9559	1.0313	1.0238	1.0168	1.0156	0.9985	1.7485	1.16	2.57	1.00	1.00	26		50.00	2.00	10.00	20.00	80.00	120.0	160.0	196.0	0.50
Pyridine	1	0	Avg	2.9924	3.2136	2.5092	2.5974	2.8614	2.9575	2.8804	2.7809	-----	2.85	3.03	0.999	0.999	7.8		50.00	2.00	10.00	20.00	80.00	120.0	160.0	196.0	
N-Nitrosodimethylamin	1	0	Avg	1.6857	1.8380	1.4220	1.5470	1.6625	1.7173	1.6867	1.6590	-----	1.65	2.95	0.999	0.999	7.4		50.00	2.00	10.00	20.00	80.00	120.0	160.0	196.0	
2-Fluorophenol	1	0	Avg	2.4662	2.5965	2.0544	2.2444	2.4332	2.5140	2.4870	2.4238	-----	2.40	4.61	0.994	0.997	7.2		50.00	2.00	10.00	20.00	80.00	120.0	160.0	196.0	
Benzaldehyde	1	0	Avg	1.4611	1.6480	1.3238	1.4001	1.3858	1.3365	1.0988	1.1318	-----	1.35	5.42	0.982	0.994	13	0.01	50.00	2.00	10.00	20.00	80.00	120.0	160.0	196.0	
Aniline	1	0	Avg	3.2279	3.1027	2.5446	3.0505	3.6428	3.6969	3.6006	3.4341	4.1482	3.38	5.52	0.998	0.998	14		50.00	2.00	10.00	20.00	80.00	120.0	160.0	196.0	0.50
Pentachloroethane	1	0	Qua	0.8156	1.0078	0.7337	0.7887	0.8041	0.8131	0.7749	0.7619	-----	0.813	5.56	0.999	1.00	10	0.05	50.00	2.00	10.00	20.00	80.00	120.0	160.0	196.0	
bis(2-Chloroethyl)ether	1	0	Qua	2.5218	3.0116	2.2956	2.4027	2.4364	2.4562	2.3385	2.2654	4.0303	2.64	5.57	0.998	1.00	21	0.70	50.00	2.00	10.00	20.00	80.00	120.0	160.0	196.0	0.50
Phenol-d5	1	0	Avg	3.2759	3.3585	2.7999	2.9699	3.1846	3.2762	3.1739	3.0759	-----	3.14	5.49	0.999	1.00	5.9		50.00	2.00	10.00	20.00	80.00	120.0	160.0	196.0	
Phenol	1	0	Avg	3.5939	4.0509	3.1050	3.3188	3.5211	3.6051	3.4436	3.3151	-----	3.49	5.50	0.998	0.999	8.0	0.80	50.00	2.00	10.00	20.00	80.00	120.0	160.0	196.0	
2-Chlorophenol	1	0	Avg	2.7156	2.9363	2.4006	2.5557	2.6626	2.7259	2.6585	2.5758	-----	2.65	5.62	0.999	1.00	5.9	0.80	50.00	2.00	10.00	20.00	80.00	120.0	160.0	196.0	
N-Decane	1	0	Avg	2.2038	2.6247	2.0058	2.1170	2.1078	2.0901	1.9259	1.8947	-----	2.12	5.68	0.996	0.999	11	0.05	50.00	2.00	10.00	20.00	80.00	120.0	160.0	196.0	
1,3-Dichlorobenzene	1	0	Avg	2.8703	3.4818	2.5616	2.7498	2.7815	2.8143	2.7067	2.6261	-----	2.82	5.76	0.998	1.00	10		50.00	2.00	10.00	20.00	80.00	120.0	160.0	196.0	
1,4-Dichlorobenzene	1	0	Avg	1.5137	1.9068	1.3939	1.4621	1.5040	1.5202	1.4548	1.4336	-----	1.52	5.81	0.999	1.00	11		50.00	2.00	10.00	20.00	80.00	120.0	160.0	196.0	
1,2-Dichlorobenzene	1	0	Avg	1.4558	1.7335	1.2978	1.3712	1.4064	1.4552	1.3824	1.3602	-----	1.43	5.94	0.999	0.999	9.2		50.00	2.00	10.00	20.00	80.00	120.0	160.0	196.0	
Benzyl alcohol	1	0	Avg	0.9237	0.9811	0.7796	0.8410	0.9111	0.9394	0.9143	0.9031	-----	0.899	5.92	0.999	0.999	6.9		50.00	2.00	10.00	20.00	80.00	120.0	160.0	196.0	
bis(2-chloroisopropyl)e	1	0	Avg	1.4401	1.7365	1.3011	1.3553	1.3827	1.4105	1.3201	1.3090	-----	1.41	6.03	0.998	0.999	10	0.01	50.00	2.00	10.00	20.00	80.00	120.0	160.0	196.0	
2-Methylphenol	1	0	Avg	1.2796	1.4486	1.1327	1.1845	1.2405	1.3011	1.2541	1.2287	1.7684	1.32	6.01	0.999	0.999	15	0.70	50.00	2.00	10.00	20.00	80.00	120.0	160.0	196.0	0.50
Acetophenone	1	0	Avg	1.7788	2.1694	1.6178	1.6997	1.6850	1.6515	1.4334	1.4290	-----	1.68	6.13	0.992	0.998	14	0.01	50.00	2.00	10.00	20.00	80.00	120.0	160.0	196.0	
Hexachloroethane	1	0	Avg	0.5418	0.6090	0.4792	0.5108	0.5273	0.5418	0.5208	0.5122	-----	0.530	6.22	0.999	1.00	7.1	0.30	50.00	2.00	10.00	20.00	80.00	120.0	160.0	196.0	
N-Nitroso-di-n-propyla	1	0	Qua	0.9187	1.1038	0.8266	0.8737	0.8601	0.8309	0.7273	0.7175	1.2773	0.904	6.13	0.992	0.999	20	0.50	50.00	2.00	10.00	20.00	80.00	120.0	160.0	196.0	0.50
3&4-Methylphenol	1	0	Avg	1.3236	1.4774	1.1923	1.2379	1.2854	1.2576	1.0944	1.0838	1.7627	1.30	6.13	0.991	0.998	16		50.00	2.00	10.00	20.00	80.00	120.0	160.0	196.0	0.50
Nitrobenzene-d5	1	0	Avg	0.1641	0.1840	0.1395	0.1476	0.1643	0.1692	0.1672	0.1668	-----	0.163	6.25	1.00	1.00	8.4		25.00	1.00	5.00	10.00	40.00	60.00	80.00	98.00	
Nitrobenzene	1	0	Avg	0.3431	0.3856	0.2990	0.3129	0.3283	0.3326	0.3200	0.3204	-----	0.330	6.26	0.999	1.00	7.9	0.20	50.00	2.00	10.00	20.00	80.00	120.0	160.0	196.0	
Isophorone	1	0	Avg	0.6286	0.6782	0.5347	0.5733	0.6215	0.6173	0.5989	0.6014	-----	0.607	6.46	0.999	1.00	6.9	0.40	50.00	2.00	10.00	20.00	80.00	120.0	160.0	196.0	
2-Nitrophenol	1	0	Avg	0.1932	0.1842	0.1489	0.1644	0.1904	0.1982	0.1964	0.1947	-----	0.184	6.52	1.00	1.00	9.7	0.10	50.00	2.00	10.00	20.00	80.00	120.0	160.0	196.0	
2,4-Dimethylphenol	1	0	Avg	0.3390	0.3693	0.2886	0.3079	0.3326	0.3346	0.3210	0.3197	0.4773	0.343	6.55	0.999	0.999	16	0.20	50.00	2.00	10.00	20.00	80.00	120.0	160.0	196.0	0.50
Benzoic Acid	1	0	Qua	0.1471	-----	0.0311	0.0606	0.1946	0.2323	0.2620	0.2479	-----	0.168	6.61	0.992	0.993	55		50.00		10.00	20.00	80.00	120.0	160.0	196.0	
bis(2-Chloroethoxy)me	1	0	Avg	0.4048	0.4717	0.3595	0.3735	0.3971	0.3976	0.3822	0.3796	-----	0.396	6.62	0.999	1.00	8.6	0.30	50.00	2.00	10.00	20.00	80.00	120.0	160.0	196.0	
2,4-Dichlorophenol	1	0	Avg	0.3046	0.3071	0.2598	0.2739	0.3047	0.3094	0.3047	0.3001	0.3718	0.304	6.71	0.999	0.999	10	0.20	50.00	2.00	10.00	20.00	80.00	120.0	160.0	196.0	0.50
1,2,4-Trichlorobenzen	1	0	Avg	0.3271	0.3817	0.2890	0.3002	0.3210	0.3254	0.3146	0.3116	-----	0.321	6.78	0.999	1.00	8.6		50.00	2.00	10.00	20.00	80.00	120.0	160.0	196.0	
Naphthalene	1	0	Qua	1.0506	1.2920	0.9225	0.9718	1.0260	1.0180	0.9617	0.9603	1.7304	1.10	6.84	0.998	1.00	23	0.70	50.00	2.00	10.00	20.00	80.00	120.0	160.0	196.0	0.50
4-Chloroaniline	1	0	Qua	0.3309	0.3610	0.2898	0.3141	0.3660	0.3083	0.2226	0.2219	0.4167	0.315	6.87	0.958	0.989	20	0.01	50.00	2.00	10.00	20.00	80.00	120.0	160.0	196.0	0.50
Hexachlorobutadiene	1	0	Avg	0.1738	0.2129	0.1530	0.1588	0.1705	0.1732	0.1710	0.1685	-----	0.173	6.93	1.00	1.00	10	0.01	50.00	2.00	10.00	20.00	80.00	120.0	160.0	196.0	
Caprolactam	1	0	Avg	0.1205	0.1057	0.0956	0.1040	0.1209	0.1225	0.1310	0.1311	-----	0.116	7.14	0.997	0.999	11	0.01	50.00	2.00	10.00	20.00	80.00	120.0	160.0	196.0	
4-Chloro-3-methylphe	1	0	Avg	0.2976	0.3054	0.2544	0.2661	0.2934	0.2981	0.2901	0.2880	-----	0.287	7.24	0.999	0.999	6.1	0.20	50.00	2.00	10.00	20.00	80.00	120.0	160.0	196.0	
2-Methylnaphthalene	1	0	Avg	0.7538	0.9008	0.6523	0.6952	0.7394	0.7435	0.6965	0.6962	-----	0.735	7.37	0.998	0.999	10	0.40	50.00	2.00	10.00	20.00	80.00	120.0	160.0	196.0	
1-Methylnaphthalene	1	0	Avg	0.6952	0.8272	0.6160	0.6415	0.6815	0.6852	0.6517	0.6473	-----	0.681	7.46	0.999	1.00	9.5	0.40	50.00	2.00	10.00	20.00	80.00	120.0	160.0	196.0	
Methylnaphthalenes (	1	0	Avg	0.7244	0.8640	0.6342	0.6692	0.7102	0.7143	0.6740	0.6718	-----	0.708	7.37	0.998	1.00	9.9		100.0	4.00	20.00	40.00	160.0	240.0	320.0	392.0	
1,1'-Biphenyl	1	0	Avg	0.8890	1.0374	0.7661	0.8258	0.8724	0.8790	0.8291	0.8275	-----	0.866	7.75	0.998	1.00	9.2	0.01	50.00	2.00	10.00	20.00	80.00	120.0	160.0	196.0	
1,2,4,5-Tetrachloroben	1	0	Avg	0.5283	0.6396	0.4656	0.4902	0.5231	0.5275	0.5052	0.5010	-----	0.523	7.51	0.999	0.999	9.9	0.01	50.00	2.00	10.00	20.00	80.00	120.0	160.0	196.0	

Flags
a - failed the min rf criteria
c - failed the minimum correlation coeff criteria(if applicable)

Note: Avg Rsd: 11.8
Corr 1 = Correlation Coefficient for linear Eq.
Corr 2 = Correlation Coefficient for quad Eq.
Fit = Indicates whether Avg RF, Linear, or Quadratic Curve was used for compound.

7062915 0262

Method: EPA 8270D

Form 6
Initial Calibration

Instrument: GCMS_7

Level #:	Data File:	Cal Identifier:	Analysis Date/Time	Level #:	Data File:	Cal Identifier:	Analysis Date/Time
1	7M84393.D	CAL BNA@50PPM	06/05/17 10:41	2	7M84400.D	CAL BNA@2PPM	06/05/17 13:29
3	7M84394.D	CAL BNA@10PPM	06/05/17 11:05	4	7M84399.D	CAL BNA@20PPM	06/05/17 13:05
5	7M84398.D	CAL BNA@80PPM	06/05/17 12:42	6	7M84397.D	CAL BNA@120PPM	06/05/17 12:18
7	7M84396.D	CAL BNA@160PPM	06/05/17 11:54	8	7M84395.D	CAL BNA@196PPM	06/05/17 11:31
9	7M84401.D	CAL BNA@.5PPM	06/05/17 13:53				

Compound	Col	Mr	Fit:	RF1	RF2	RF3	RF4	RF5	RF6	RF7	RF8	RF9	AvgRf	RT	Corr1	Corr2	%Rsd		Calibration Level Concentrations Lvl1	Lvl2	Lvl3	Lvl4	Lvl5	Lvl6	Lvl7	Lvl8	Lvl9
Hexachlorocyclopenta	1	0	Qua	0.2451	0.0975	0.1312	0.1760	0.2660	0.2879	0.2925	0.2857	-----	0.223	7.50	0.998	0.998	35	0.05	50.00	2.00	10.00	20.00	80.00	120.0	160.0	196.0	
2,4,6-Trichlorophenol	1	0	Avg	0.3678	0.3399	0.3079	0.3475	0.3713	0.3800	0.3760	0.3726	-----	0.358	7.60	1.00	1.00	6.9	0.20	50.00	2.00	10.00	20.00	80.00	120.0	160.0	196.0	
2,4,5-Trichlorophenol	1	0	Avg	0.3896	0.3693	0.3214	0.3218	0.3870	0.3964	0.3935	0.3872	-----	0.371	7.63	1.00	1.00	8.5	0.20	50.00	2.00	10.00	20.00	80.00	120.0	160.0	196.0	
2-Fluorobiphenyl	1	0	Avg	1.3002	1.5240	1.1656	1.1884	1.2741	1.3114	1.2915	1.2697	-----	1.29	7.66	0.999	0.999	8.4		25.00	1.00	5.00	10.00	40.00	60.00	80.00	98.00	
2-Chloronaphthalene	1	0	Avg	1.1386	1.3431	1.0028	1.0412	1.0934	1.1026	1.0537	1.0447	-----	1.10	7.78	0.999	1.00	9.6	0.80	50.00	2.00	10.00	20.00	80.00	120.0	160.0	196.0	
1,4-Dimethylnaphthale	1	0	Avg	0.9289	1.0913	0.8114	0.8456	0.8994	0.8898	0.8095	0.8120	-----	0.886	8.06	0.997	0.999	11		50.00	2.00	10.00	20.00	80.00	120.0	160.0	196.0	
Dimethylnaphthalenes	1	0	Avg	0.9289	1.0913	0.8114	0.8456	0.8994	0.8898	0.8095	0.8120	-----	0.886	8.06	0.997	0.999	11		50.00	2.00	10.00	20.00	80.00	120.0	160.0	196.0	
Diphenyl Ether	1	0	Avg	0.7749	0.9169	0.6808	0.7222	0.7622	0.7727	0.7436	0.7310	-----	0.763	7.83	0.999	1.00	9.1		50.00	2.00	10.00	20.00	80.00	120.0	160.0	196.0	
2-Nitroaniline	1	0	Avg	0.3445	0.3503	0.2935	0.3074	0.3326	0.3287	0.3121	0.3078	-----	0.322	7.85	0.998	1.00	6.2	0.01	50.00	2.00	10.00	20.00	80.00	120.0	160.0	196.0	
Coumarin	1	0	Avg	0.4751	0.5340	0.4164	0.4351	0.4645	0.4644	0.4442	0.4446	-----	0.460	8.03	0.999	1.00	7.7		50.00	2.00	10.00	20.00	80.00	120.0	160.0	196.0	
Acenaphthylene	1	0	Avg	1.7639	2.0173	1.5253	1.6256	1.7419	1.7439	1.6659	1.6603	-----	1.72	8.13	0.999	0.999	8.4	0.90	50.00	2.00	10.00	20.00	80.00	120.0	160.0	196.0	
Dimethylphthalate	1	0	Avg	1.2766	1.4463	1.0965	1.1602	1.2529	1.2554	1.2050	1.1965	-----	1.24	7.99	0.999	1.00	8.3	0.01	50.00	2.00	10.00	20.00	80.00	120.0	160.0	196.0	
2,6-Dinitrotoluene	1	0	Avg	0.3033	0.2799	0.2494	0.2674	0.2947	0.2955	0.2696	0.2698	-----	0.279	8.05	0.996	0.999	6.5	0.20	50.00	2.00	10.00	20.00	80.00	120.0	160.0	196.0	
Acenaphthene	1	0	Avg	1.1198	1.3229	0.9686	1.0253	1.0943	1.0979	1.0316	1.0191	-----	1.08	8.28	0.998	1.00	10	0.90	50.00	2.00	10.00	20.00	80.00	120.0	160.0	196.0	
3-Nitroaniline	1	0	Qua	0.3060	0.2733	0.2510	0.2843	0.3119	0.3047	0.2714	0.2705	-----	0.284	8.20	0.993	0.998	7.6	0.01	50.00	2.00	10.00	20.00	80.00	120.0	160.0	196.0	
2,4-Dinitrophenol	1	0	Qua	0.0901	-----	0.0169	0.0447	0.1287	0.1464	0.1581	0.1527	-----	0.105	8.29	0.995	0.995	53	0.01	50.00		10.00	20.00	80.00	120.0	160.0	196.0	
Dibenzofuran	1	0	Qua	1.6445	1.9516	1.4247	1.5138	1.6212	1.6212	1.5447	1.5515	2.7017	1.73	8.44	0.999	1.00	23	0.80	50.00	2.00	10.00	20.00	80.00	120.0	160.0	196.0	0.50
2,4-Dinitrotoluene	1	0	Avg	0.4076	0.2848	0.2936	0.3469	0.4039	0.4097	0.4124	0.4059	-----	0.371	8.41	1.00	1.00	15	0.20	50.00	2.00	10.00	20.00	80.00	120.0	160.0	196.0	
4-Nitrophenol	1	0	Avg	0.2252	0.1553	0.1641	0.1868	0.2200	0.2244	0.2184	0.2186	-----	0.202	8.33	0.999	1.00	14	0.01	50.00	2.00	10.00	20.00	80.00	120.0	160.0	196.0	
2,3,4,6-Tetrachlorophe	1	0	Avg	0.3243	0.2290	0.2446	0.2825	0.3280	0.3391	0.3438	0.3416	-----	0.304	8.54	1.00	1.00	15	0.01	50.00	2.00	10.00	20.00	80.00	120.0	160.0	196.0	
Fluorene	1	0	Avg	1.3581	1.5168	1.1723	1.2456	1.3139	1.2996	1.2158	1.2211	-----	1.29	8.76	0.998	0.999	8.4	0.90	50.00	2.00	10.00	20.00	80.00	120.0	160.0	196.0	
4-Chlorophenyl-phenyl	1	0	Avg	0.6435	0.7165	0.5527	0.5893	0.6458	0.6406	0.6276	0.6244	-----	0.630	8.75	1.00	1.00	7.5	0.40	50.00	2.00	10.00	20.00	80.00	120.0	160.0	196.0	
Diethylphthalate	1	0	Avg	1.2587	1.3439	1.0644	1.1150	1.2362	1.2372	1.1826	1.1879	-----	1.20	8.62	0.999	1.00	7.2	0.01	50.00	2.00	10.00	20.00	80.00	120.0	160.0	196.0	
4-Nitroaniline	1	0	Avg	0.3626	0.3029	0.2849	0.3147	0.3552	0.3555	0.3418	0.3430	-----	0.333	8.76	0.999	1.00	8.5	0.01	50.00	2.00	10.00	20.00	80.00	120.0	160.0	196.0	
Atrazine	1	0	Avg	0.3537	0.3146	0.2809	0.3098	0.3464	0.3520	0.3447	0.3466	-----	0.331	9.38	1.00	1.00	7.9	0.01	50.00	2.00	10.00	20.00	80.00	120.0	160.0	196.0	
4,6-Dinitro-2-methylph	1	0	Qua	0.0945	-----	0.0342	0.0616	0.1159	0.1279	0.1364	0.1318	-----	0.100	8.79	0.995	0.997	39	0.01	50.00		10.00	20.00	80.00	120.0	160.0	196.0	
n-Nitrosodiphenylamin	1	0	Avg	0.6318	0.6910	0.5408	0.5756	0.6329	0.6464	0.6291	0.6208	-----	0.621	8.86	0.999	0.999	7.3	0.01	50.00	2.00	10.00	20.00	80.00	120.0	160.0	196.0	
2,4,6-Tribromophenol	1	0	Avg	0.1009	0.0766	0.0753	0.0814	0.1031	0.1116	0.1171	0.1137	-----	0.0975	8.99	0.998	0.999	18		50.00	2.00	10.00	20.00	80.00	120.0	160.0	196.0	
1,2-Diphenylhydrazine	1	0	Avg	0.6524	0.7061	0.5702	0.5920	0.6440	0.6476	0.6662	0.6622	-----	0.643	8.90	0.999	1.00	6.7		50.00	2.00	10.00	20.00	80.00	120.0	160.0	196.0	
4-Bromophenyl-phenyl	1	0	Avg	0.2076	0.2206	0.1741	0.1810	0.2095	0.2172	0.2195	0.2145	-----	0.206	9.23	0.999	0.999	8.7	0.10	50.00	2.00	10.00	20.00	80.00	120.0	160.0	196.0	
Hexachlorobenzene	1	0	Avg	0.2191	0.2589	0.1886	0.1952	0.2206	0.2276	0.2303	0.2267	-----	0.221	9.31	0.992	0.997	9.9	0.10	50.00	2.00	10.00	20.00	80.00	120.0	160.0	196.0	
N-Octadecane	1	0	Avg	0.3621	0.3514	0.3020	0.3246	0.3560	0.3455	0.3133	0.3108	-----	0.333	9.58	0.994	0.999	7.0	0.05	50.00	2.00	10.00	20.00	80.00	120.0	160.0	196.0	
Pentachlorophenol	1	0	Qua	0.1012	-----	0.0469	0.0669	0.1157	0.1257	0.1364	0.1339	-----	0.104	9.50	0.996	0.999	33	0.05 a	50.00		10.00	20.00	80.00	120.0	160.0	196.0	
Phenanthrene	1	0	Avg	1.0774	1.3048	0.9389	0.9739	1.0624	1.0688	1.0222	1.0204	-----	1.06	9.74	0.999	0.999	10	0.70	50.00	2.00	10.00	20.00	80.00	120.0	160.0	196.0	
Anthracene	1	0	Avg	1.1247	1.2125	0.9442	1.0015	1.1121	1.1135	1.0745	1.0644	-----	1.08	9.79	0.999	1.00	7.5	0.70	50.00	2.00	10.00	20.00	80.00	120.0	160.0	196.0	
Carbazole	1	0	Avg	1.0353	1.1048	0.8639	0.9263	1.0218	1.0329	0.9905	0.9906	-----	0.996	9.95	0.999	1.00	7.4	0.01	50.00	2.00	10.00	20.00	80.00	120.0	160.0	196.0	
Di-n-butylphthalate	1	0	Qua	1.2026	1.0901	0.9435	1.0282	1.1766	1.1858	1.1141	1.1132	1.3456	1.13	10.33	0.998	0.999	10	0.01	50.00	2.00	10.00	20.00	80.00	120.0	160.0	196.0	0.50
Fluoranthene	1	0	Avg	1.2467	1.2826	0.9992	1.0714	1.2140	1.2113	1.1662	1.1526	-----	1.17	11.06	0.999	1.00	8.0	0.60	50.00	2.00	10.00	20.00	80.00	120.0	160.0	196.0	
Pyrene	1	0	Avg	1.2166	1.2778	1.0046	1.0745	1.2016	1.2386	1.2025	1.1903	-----	1.18	11.32	0.999	1.00	7.7	0.60	50.00	2.00	10.00	20.00	80.00	120.0	160.0	196.0	
Benzidine	1	0	Qua	0.3733	0.1799	0.2146	0.2911	0.4762	0.4715	-----	-----	-----	0.334	11.21	0.981	0.994	38		50.00	2.00	10.00	20.00	80.00	120.0			
Terphenyl-d14	1	0	Avg	0.5956	0.6116	0.4742	0.5067	0.5934	0.6216	0.6246	0.6367	-----	0.583	11.50	0.998	0.999	10		25.00	1.00	5.00	10.00	40.00	60.00	80.00	96.00	

Flags
a - failed the min rf criteria
c - failed the minimum correlation coeff criteria(if applicable)

Note: Avg Rsd: 11.8
Corr 1 = Correlation Coefficient for linear Eq.
Corr 2 = Correlation Coefficient for quad Eq.
Fit = Indicates whether Avg RF, Linear, or Quadratic Curve was used for compound.

Form 6
Initial Calibration

Method: EPA 8270D

Instrument: GCMS_7

Level #:	Data File:	Cal Identifier:	Analysis Date/Time	Level #:	Data File:	Cal Identifier:	Analysis Date/Time
1	7M84393.D	CAL BNA@50PPM	06/05/17 10:41	2	7M84400.D	CAL BNA@2PPM	06/05/17 13:29
3	7M84394.D	CAL BNA@10PPM	06/05/17 11:05	4	7M84399.D	CAL BNA@20PPM	06/05/17 13:05
5	7M84398.D	CAL BNA@80PPM	06/05/17 12:42	6	7M84397.D	CAL BNA@120PPM	06/05/17 12:18
7	7M84396.D	CAL BNA@160PPM	06/05/17 11:54	8	7M84395.D	CAL BNA@196PPM	06/05/17 11:31
9	7M84401.D	CAL BNA@.5PPM	06/05/17 13:53				

Compound	Col	Mr	Fit:	RF1	RF2	RF3	RF4	RF5	RF6	RF7	RF8	RF9	AvgRf	RT	Corr1	Corr2	%Rsd		Calibration Level Concentrations Lvl1	Lvl2	Lvl3	Lvl4	Lvl5	Lvl6	Lvl7	Lvl8	Lvl9
4,4'-DDE	1	0	Avg	0.2232	0.2273	0.1817	0.1915	0.2244	0.2338	0.2349	0.2318	-----	0.219	11.44	1.00	1.00	9.3		50.00	2.00	10.00	20.00	80.00	120.0	160.0	196.0	
4,4'-DDD	1	0	Avg	0.4328	0.3706	0.3285	0.3624	0.4316	0.4465	0.4456	0.4405	-----	0.407	11.84	0.998	0.999	11		50.00	2.00	10.00	20.00	80.00	120.0	160.0	196.0	
Butylbenzylphthalate	1	0	Avg	0.4989	0.4167	0.3834	0.4159	0.4986	0.5138	0.4976	0.4994	-----	0.466	12.09	0.999	1.00	11	0.01	50.00	2.00	10.00	20.00	80.00	120.0	160.0	196.0	
4,4'-DDT	1	0	Avg	0.3629	0.2318	0.2430	0.2840	0.3719	0.3796	0.3649	0.3649	-----	0.325	12.19	0.997	0.998	19		50.00	2.00	10.00	20.00	80.00	120.0	160.0	196.0	
3,3'-Dichlorobenzidine	1	0	Qua	0.3116	0.2600	0.2576	0.2793	0.3360	0.3081	0.2585	0.2586	-----	0.284	12.71	0.980	0.995	11	0.01	50.00	2.00	10.00	20.00	80.00	120.0	160.0	196.0	
Benzo[a]anthracene	1	0	Avg	1.0710	1.1863	0.9005	0.9319	1.0804	1.0989	1.0718	1.0741	-----	1.05	12.74	1.00	1.00	8.8	0.80	50.00	2.00	10.00	20.00	80.00	120.0	160.0	196.0	
Chrysene	1	0	Avg	0.9958	1.1548	0.8375	0.8791	0.9926	0.9963	0.9400	0.9411	-----	0.967	12.78	0.998	0.999	9.8	0.70	50.00	2.00	10.00	20.00	80.00	120.0	160.0	196.0	
bis(2-Ethylhexyl)phthal	1	0	Qua	0.6580	0.5612	0.5208	0.5564	0.6506	0.6537	0.5841	0.5849	-----	0.596	12.79	0.994	0.998	8.7	0.01	50.00	2.00	10.00	20.00	80.00	120.0	160.0	196.0	
Di-n-octylphthalate	1	0	Qua	1.3007	0.9536	0.9417	1.0065	1.2853	1.3331	1.2679	1.2683	-----	1.17	13.53	0.999	0.999	15	0.01	50.00	2.00	10.00	20.00	80.00	120.0	160.0	196.0	
Benzo[b]fluoranthene	1	0	Avg	1.2535	1.0216	0.9577	0.9455	1.1517	1.2156	1.1801	1.1840	-----	1.11	13.96	0.998	0.998	11	0.70	50.00	2.00	10.00	20.00	80.00	120.0	160.0	196.0	
Benzo[k]fluoranthene	1	0	Avg	1.0792	1.2323	0.9510	0.9860	1.1693	1.1985	1.1623	1.1380	-----	1.11	13.99	0.999	0.999	9.1	0.70	50.00	2.00	10.00	20.00	80.00	120.0	160.0	196.0	
Benzo[a]pyrene	1	0	Avg	1.1018	1.0424	0.8482	0.9355	1.1036	1.1597	1.1381	1.1263	-----	1.06	14.31	0.999	0.999	10	0.70	50.00	2.00	10.00	20.00	80.00	120.0	160.0	196.0	
Indeno[1,2,3-cd]pyren	1	0	Avg	1.2149	1.1942	0.9527	1.0131	1.2462	1.3187	1.3170	1.3065	-----	1.20	15.68	0.997	0.998	12	0.50	50.00	2.00	10.00	20.00	80.00	120.0	160.0	196.0	
Dibenzo[a,h]anthracen	1	0	Avg	1.0172	0.9816	0.7942	0.8542	1.0466	1.1104	1.1052	1.1037	-----	1.00	15.70	0.999	0.999	12	0.40	50.00	2.00	10.00	20.00	80.00	120.0	160.0	196.0	
Benzo[g,h,i]perylene	1	0	Avg	1.0298	1.1236	0.8246	0.8597	1.0469	1.1018	1.1042	1.0994	-----	1.02	16.05	0.999	1.00	11	0.50	50.00	2.00	10.00	20.00	80.00	120.0	160.0	196.0	

Flags
a - failed the min rf criteria
c - failed the minimum correlation coeff criteria(if applicable)

Note: Avg Rsd: 11.8
Corr 1 = Correlation Coefficient for linear Eq.
Corr 2 = Correlation Coefficient for quad Eq.
Fit = Indicates whether Avg RF, Linear, or Quadratic Curve was used for compound.

7062915 0263

7062915 0264

Form 6
Initial Calibration

Method: EPA 8270D

Instrument: GCMS_9

Level #:	Data File:	Cal Identifier:	Analysis Date/Time	Level #:	Data File:	Cal Identifier:	Analysis Date/Time
1	9M78605.D	CAL BNA@50PPM	06/06/17 10:34	2	9M78612.D	CAL BNA@2PPM	06/06/17 13:28
3	9M78606.D	CAL BNA@10PPM	06/06/17 10:58	4	9M78611.D	CAL BNA@20PPM	06/06/17 13:05
5	9M78610.D	CAL BNA@80PPM	06/06/17 12:42	6	9M78609.D	CAL BNA@120PPM	06/06/17 12:19
7	9M78608.D	CAL BNA@160PPM	06/06/17 11:56	8	9M78607.D	CAL BNA@196PPM	06/06/17 11:33
9	9M78613.D	CAL BNA@0.5PPM	06/06/17 13:51				

Compound	Col	Mr	Fit:	RF1	RF2	RF3	RF4	RF5	RF6	RF7	RF8	RF9	AvgRf	RT	Corr1	Corr2	%Rsd		Calibration Level Concentrations Lvl1	Lvl2	Lvl3	Lvl4	Lvl5	Lvl6	Lvl7	Lvl8	Lvl9
1,4-Dioxane	1	0	Qua	1.0917	1.4017	1.3017	1.0133	1.0526	1.0340	1.0796	1.0831	1.5749	1.18	2.77	0.999	0.999	17		50.00	2.00	10.00	20.00	80.00	120.0	160.0	196.0	0.50
Pyridine	1	0	Avg	3.2141	3.5040	3.6489	2.8874	3.1430	3.0391	3.2778	3.1649	-----	3.23	3.23	0.998	0.999	7.6		50.00	2.00	10.00	20.00	80.00	120.0	160.0	196.0	
N-Nitrosodimethylamin	1	0	Avg	1.8011	1.7888	1.9803	1.6357	1.7575	1.7376	1.8703	1.8156	-----	1.80	3.16	0.999	0.999	5.6		50.00	2.00	10.00	20.00	80.00	120.0	160.0	196.0	
2-Fluorophenol	1	0	Avg	2.6405	2.8669	3.0123	2.3922	2.6886	2.6743	2.9139	2.8051	-----	2.75	4.74	0.998	0.998	7.0		50.00	2.00	10.00	20.00	80.00	120.0	160.0	196.0	
Benzaldehyde	1	0	Qua	1.7174	2.0491	2.1819	1.7714	1.5394	1.0698	-----	-----	-----	1.72	5.56	0.916	0.996	23	0.01	50.00	2.00	10.00	20.00	80.00	120.0			
Aniline	1	0	Qua	4.3945	3.7763	4.3777	3.9914	4.4542	4.4263	4.0028	4.2291	4.7414	4.27	5.65	0.997	0.998	6.9		50.00	2.00	10.00	20.00	80.00	120.0	160.0	196.0	0.50
Pentachloroethane	1	0	Avg	0.9836	1.0181	1.1342	0.9713	0.9969	0.9983	1.1050	1.0629	-----	1.03	5.70	0.997	0.998	5.8	0.05	50.00	2.00	10.00	20.00	80.00	120.0	160.0	196.0	
bis(2-Chloroethyl)ether	1	0	Qua	2.8196	3.3704	3.2932	2.7020	2.8472	2.7971	3.0804	2.9757	4.5532	3.16	5.71	0.998	0.998	18	0.70	50.00	2.00	10.00	20.00	80.00	120.0	160.0	196.0	0.50
Phenol-d5	1	0	Avg	3.5914	4.1342	4.0474	3.4367	3.6388	3.5719	3.8895	3.7499	-----	3.76	5.61	0.998	0.998	6.5		50.00	2.00	10.00	20.00	80.00	120.0	160.0	196.0	
Phenol	1	0	Avg	4.0965	4.6934	4.7350	3.8817	4.1955	4.1766	4.4554	4.3103	-----	4.32	5.63	0.999	0.999	6.8	0.80	50.00	2.00	10.00	20.00	80.00	120.0	160.0	196.0	
2-Chlorophenol	1	0	Avg	3.0594	3.5168	3.5294	2.9383	3.1565	3.1997	3.6367	3.5447	-----	3.32	5.76	0.995	0.998	7.9	0.80	50.00	2.00	10.00	20.00	80.00	120.0	160.0	196.0	
N-Decane	1	0	Avg	2.7236	3.4654	3.3385	2.6745	2.6894	2.6969	2.7028	2.5515	-----	2.86	5.81	0.998	0.999	12	0.05	50.00	2.00	10.00	20.00	80.00	120.0	160.0	196.0	
1,3-Dichlorobenzene	1	0	Avg	3.3909	4.4802	4.1165	3.3266	3.4502	3.4746	4.0531	4.0419	-----	3.79	5.90	0.992	0.998	11		50.00	2.00	10.00	20.00	80.00	120.0	160.0	196.0	
1,4-Dichlorobenzene	1	0	Avg	1.5379	1.8505	1.3482	1.4090	1.5140	1.5541	1.5155	1.5059	-----	1.53	5.95	1.00	1.00	9.6		50.00	2.00	10.00	20.00	80.00	120.0	160.0	196.0	
1,2-Dichlorobenzene	1	0	Avg	1.4548	1.6687	1.2704	1.3332	1.4469	1.5049	1.5101	1.4848	-----	1.46	6.08	1.00	1.00	8.2		50.00	2.00	10.00	20.00	80.00	120.0	160.0	196.0	
Benzyl alcohol	1	0	Avg	0.9190	1.0993	0.7389	0.8240	0.9050	0.9197	0.8750	0.8442	-----	0.891	6.05	0.998	0.998	12		50.00	2.00	10.00	20.00	80.00	120.0	160.0	196.0	
bis(2-chloroisopropyl)e	1	0	Avg	1.5708	1.9392	1.4058	1.4322	1.5118	1.5180	1.2961	1.2607	-----	1.49	6.17	0.986	0.997	14	0.01	50.00	2.00	10.00	20.00	80.00	120.0	160.0	196.0	
2-Methylphenol	1	0	Avg	1.2547	1.3546	1.0243	1.1167	1.2387	1.3155	1.1472	1.0857	1.7520	1.25	6.14	0.994	0.996	17	0.70	50.00	2.00	10.00	20.00	80.00	120.0	160.0	196.0	0.50
Acetophenone	1	0	Avg	1.9242	2.2200	1.6326	1.7305	1.9018	1.9320	1.5752	1.4914	-----	1.80	6.26	0.986	0.995	13	0.01	50.00	2.00	10.00	20.00	80.00	120.0	160.0	196.0	
Hexachloroethane	1	0	Avg	0.5839	0.7242	0.4937	0.5249	0.5826	0.6155	0.5634	0.5544	-----	0.580	6.36	0.996	0.998	12	0.30	50.00	2.00	10.00	20.00	80.00	120.0	160.0	196.0	
N-Nitroso-di-n-propyla	1	0	Qua	1.0590	1.1432	0.8603	0.9476	1.0308	0.9378	0.6988	-----	1.5062	1.02	6.26	0.973	0.991	23	0.50	50.00	2.00	10.00	20.00	80.00	120.0	160.0		0.50
3&4-Methylphenol	1	0	Avg	1.3395	1.5168	1.0927	1.1985	1.3441	1.3907	1.2099	1.1333	1.6328	1.32	6.26	0.987	0.997	14		50.00	2.00	10.00	20.00	80.00	120.0	160.0	196.0	0.50
Nitrobenzene-d5	1	0	Avg	0.1590	0.1453	0.1237	0.1403	0.1636	0.1707	0.1583	0.1549	-----	0.152	6.39	0.997	0.999	9.8		25.00	1.00	5.00	10.00	40.00	60.00	80.00	98.00	
Nitrobenzene	1	0	Avg	0.3911	0.3996	0.3110	0.3388	0.3832	0.3805	0.3470	0.3336	-----	0.361	6.40	0.993	0.999	8.9	0.20	50.00	2.00	10.00	20.00	80.00	120.0	160.0	196.0	
Isophorone	1	0	Avg	0.6914	0.7523	0.5717	0.6068	0.6776	0.6734	0.5984	0.5604	-----	0.642	6.59	0.987	0.999	10	0.40	50.00	2.00	10.00	20.00	80.00	120.0	160.0	196.0	
2-Nitrophenol	1	0	Avg	0.1853	0.1579	0.1345	0.1565	0.1862	0.1902	0.2101	0.1977	-----	0.177	6.65	0.996	0.998	14	0.10	50.00	2.00	10.00	20.00	80.00	120.0	160.0	196.0	
2,4-Dimethylphenol	1	0	Avg	0.3766	0.4211	0.3099	0.3380	0.3748	0.3877	0.3208	0.2919	0.4903	0.368	6.68	0.974	0.995	17	0.20	50.00	2.00	10.00	20.00	80.00	120.0	160.0	196.0	0.50
Benzoic Acid	1	0	Qua	0.2750	-----	0.1328	0.1965	0.3225	0.3477	0.3485	0.3289	-----	0.279	6.74	0.997	0.997	30		50.00		10.00	20.00	80.00	120.0	160.0	196.0	
bis(2-Chloroethoxy)me	1	0	Avg	0.4061	0.4413	0.3441	0.3560	0.3929	0.3971	0.3850	0.3743	-----	0.387	6.76	0.999	1.00	7.8	0.30	50.00	2.00	10.00	20.00	80.00	120.0	160.0	196.0	
2,4-Dichlorophenol	1	0	Avg	0.3179	0.3268	0.2602	0.2857	0.3214	0.3233	0.3336	0.3434	0.4415	0.328	6.84	0.999	1.00	15	0.20	50.00	2.00	10.00	20.00	80.00	120.0	160.0	196.0	0.50
1,2,4-Trichlorobenzen	1	0	Avg	0.3515	0.4295	0.2945	0.3130	0.3483	0.3538	0.3628	0.3688	-----	0.353	6.91	0.999	1.00	11		50.00	2.00	10.00	20.00	80.00	120.0	160.0	196.0	
Naphthalene	1	0	Qua	1.1176	1.2717	0.9548	0.9976	1.0972	1.1412	1.0973	1.0595	1.7156	1.16	6.98	0.998	0.999	19	0.70	50.00	2.00	10.00	20.00	80.00	120.0	160.0	196.0	0.50
4-Chloroaniline	1	0	Qua	0.4121	0.3566	0.3011	0.3532	0.3985	0.3745	0.2809	0.2667	0.6781	0.380	7.01	0.968	0.990	32	0.01	50.00	2.00	10.00	20.00	80.00	120.0	160.0	196.0	0.50
Hexachlorobutadiene	1	0	Avg	0.2315	0.2618	0.1964	0.2007	0.2293	0.2428	0.2397	0.2394	-----	0.230	7.07	1.00	1.00	9.5	0.01	50.00	2.00	10.00	20.00	80.00	120.0	160.0	196.0	
Caprolactam	1	0	Avg	0.1204	0.1141	0.0953	0.1077	0.1175	0.1161	0.1273	0.1257	-----	0.116	7.28	0.998	0.999	8.9	0.01	50.00	2.00	10.00	20.00	80.00	120.0	160.0	196.0	
4-Chloro-3-methylphe	1	0	Avg	0.3258	0.3226	0.2677	0.2948	0.3255	0.3258	0.3301	0.3246	-----	0.315	7.37	1.00	1.00	7.0	0.20	50.00	2.00	10.00	20.00	80.00	120.0	160.0	196.0	
2-Methylnaphthalene	1	0	Avg	0.7894	0.8617	0.6691	0.7074	0.7811	0.7902	0.8216	0.7872	-----	0.776	7.52	0.999	0.999	7.9	0.40	50.00	2.00	10.00	20.00	80.00	120.0	160.0	196.0	
1-Methylnaphthalene	1	0	Avg	0.7342	0.8514	0.6333	0.6612	0.7210	0.7488	0.7607	0.7197	-----	0.729	7.60	0.998	0.999	9.0	0.40	50.00	2.00	10.00	20.00	80.00	120.0	160.0	196.0	
Methylnaphthalenes (	1	0	Avg	0.7613	0.8565	0.6512	0.6832	0.7503	0.7687	0.7905	0.7533	-----	0.752	7.52	0.999	0.999	8.4		100.0	4.00	20.00	40.00	160.0	240.0	320.0	392.0	
1,1'-Biphenyl	1	0	Avg	0.9628	1.0905	0.8093	0.8592	0.9643	1.0111	1.0614	1.0468	-----	0.976	7.90	0.999	0.999	10	0.01	50.00	2.00	10.00	20.00	80.00	120.0	160.0	196.0	
1,2,4,5-Tetrachloroben	1	0	Avg	0.6174	0.6667	0.5254	0.5459	0.5970	0.5382	0.5490	0.5726	-----	0.577	7.65	0.997	0.997	8.3	0.01	50.00	2.00	10.00	20.00	80.00	120.0	160.0	196.0	

Flags
a - failed the min rf criteria
c - failed the minimum correlation coeff criteria(if applicable)

Note: Avg Rsd: 12.4
Corr 1 = Correlation Coefficient for linear Eq.
Corr 2 = Correlation Coefficient for quad Eq.
Fit = Indicates whether Avg RF, Linear, or Quadratic Curve was used for compound.

7062915 0265

Form 6
Initial Calibration

Method: EPA 8270D

Instrument: GCMS_9

Level #:	Data File:	Cal Identifier:	Analysis Date/Time	Level #:	Data File:	Cal Identifier:	Analysis Date/Time
1	9M78605.D	CAL BNA@50PPM	06/06/17 10:34	2	9M78612.D	CAL BNA@2PPM	06/06/17 13:28
3	9M78606.D	CAL BNA@10PPM	06/06/17 10:58	4	9M78611.D	CAL BNA@20PPM	06/06/17 13:05
5	9M78610.D	CAL BNA@80PPM	06/06/17 12:42	6	9M78609.D	CAL BNA@120PPM	06/06/17 12:19
7	9M78608.D	CAL BNA@160PPM	06/06/17 11:56	8	9M78607.D	CAL BNA@196PPM	06/06/17 11:33
9	9M78613.D	CAL BNA@0.5PPM	06/06/17 13:51				

Compound	Col	Mr	Fit:	RF1	RF2	RF3	RF4	RF5	RF6	RF7	RF8	RF9	AvgRf	RT	Corr1	Corr2	%Rsd		Calibration Level Concentrations Lvl1	Lvl2	Lvl3	Lvl4	Lvl5	Lvl6	Lvl7	Lvl8	Lvl9
Hexachlorocyclopenta	1	0	Avg	0.3821	0.2512	0.2513	0.2927	0.3923	0.3629	0.4047	0.4146	-----	0.344	7.64	0.995	0.997	20	0.05	50.00	2.00	10.00	20.00	80.00	120.0	160.0	196.0	
2,4,6-Trichlorophenol	1	0	Avg	0.4130	0.3925	0.3398	0.3416	0.3808	0.3384	0.3765	0.3963	-----	0.372	7.74	0.993	0.995	7.8	0.20	50.00	2.00	10.00	20.00	80.00	120.0	160.0	196.0	
2,4,5-Trichlorophenol	1	0	Avg	0.3953	0.3906	0.2850	0.3578	0.3977	0.3612	0.3516	0.3846	-----	0.366	7.77	0.996	0.997	10	0.20	50.00	2.00	10.00	20.00	80.00	120.0	160.0	196.0	
2-Fluorobiphenyl	1	0	Avg	1.3244	1.6109	1.1502	1.2117	1.2749	1.1515	1.2053	1.2823	-----	1.28	7.80	0.997	0.998	12		25.00	1.00	5.00	10.00	40.00	60.00	80.00	98.00	
2-Chloronaphthalene	1	0	Avg	1.1575	1.3069	0.9815	1.0109	1.0930	1.0767	1.0859	1.1118	-----	1.10	7.92	0.999	0.999	9.0	0.80	50.00	2.00	10.00	20.00	80.00	120.0	160.0	196.0	
1,4-Dimethylnaphthale	1	0	Avg	0.9875	1.0468	0.8063	0.8432	1.0007	0.9233	0.9381	0.9183	-----	0.933	8.21	0.998	0.998	8.6		50.00	2.00	10.00	20.00	80.00	120.0	160.0	196.0	
Dimethylnaphthalenes	1	0	Avg	0.9875	1.0468	0.8063	0.8432	1.0007	0.9233	0.9381	0.9183	-----	0.933	8.21	0.998	0.998	8.6		50.00	2.00	10.00	20.00	80.00	120.0	160.0	196.0	
Diphenyl Ether	1	0	Avg	0.8355	0.8905	0.6884	0.7267	0.8130	0.7798	0.7100	0.7591	-----	0.775	7.98	0.995	0.996	8.8		50.00	2.00	10.00	20.00	80.00	120.0	160.0	196.0	
2-Nitroaniline	1	0	Qua	0.4194	0.3614	0.3113	0.3529	0.4032	0.3275	0.3299	0.3365	-----	0.355	7.99	0.990	0.993	11	0.01	50.00	2.00	10.00	20.00	80.00	120.0	160.0	196.0	
Coumarin	1	0	Avg	0.4689	0.4971	0.3846	0.4127	0.4529	0.4411	0.4494	0.4448	-----	0.444	8.18	1.00	1.00	7.6		50.00	2.00	10.00	20.00	80.00	120.0	160.0	196.0	
Acenaphthylene	1	0	Avg	1.8912	2.0379	1.5181	1.6267	1.9410	1.7963	1.7774	1.7674	-----	1.79	8.28	0.998	0.998	9.3	0.90	50.00	2.00	10.00	20.00	80.00	120.0	160.0	196.0	
Dimethylphthalate	1	0	Avg	1.3290	1.5765	1.1295	1.1814	1.2746	1.2533	1.2959	1.3152	-----	1.29	8.14	0.999	1.00	10	0.01	50.00	2.00	10.00	20.00	80.00	120.0	160.0	196.0	
2,6-Dinitrotoluene	1	0	Qua	0.3122	0.2274	0.2370	0.2594	0.3179	0.3219	0.3304	0.3230	-----	0.291	8.20	1.00	1.00	15	0.20	50.00	2.00	10.00	20.00	80.00	120.0	160.0	196.0	
Acenaphthene	1	0	Avg	1.2049	1.3128	1.0011	1.0414	1.1960	1.1736	1.1499	1.1322	-----	1.15	8.44	0.999	1.00	8.5	0.90	50.00	2.00	10.00	20.00	80.00	120.0	160.0	196.0	
3-Nitroaniline	1	0	Qua	0.3170	0.2664	0.2309	0.2711	0.3145	0.2795	0.2509	0.2493	-----	0.272	8.34	0.987	0.997	11	0.01	50.00	2.00	10.00	20.00	80.00	120.0	160.0	196.0	
2,4-Dinitrophenol	1	0	Qua	0.1354	-----	0.0319	0.0618	0.1578	0.1811	0.2020	0.1985	-----	0.138	8.44	0.992	0.997	49	0.01	50.00		10.00	20.00	80.00	120.0	160.0	196.0	
Dibenzofuran	1	0	Qua	1.6992	2.0581	1.4362	1.4976	1.6472	1.6497	1.7071	1.6732	2.5877	1.77	8.59	0.999	0.999	20	0.80	50.00	2.00	10.00	20.00	80.00	120.0	160.0	196.0	0.50
2,4-Dinitrotoluene	1	0	Qua	0.4130	0.3034	0.3008	0.3422	0.4013	0.4077	0.4346	0.4373	-----	0.380	8.55	0.998	0.999	15	0.20	50.00	2.00	10.00	20.00	80.00	120.0	160.0	196.0	
4-Nitrophenol	1	0	Qua	0.2801	0.1495	0.1796	0.2250	0.2740	0.2196	0.2011	0.1901	-----	0.215	8.47	0.975	0.993	21	0.01	50.00	2.00	10.00	20.00	80.00	120.0	160.0	196.0	
2,3,4,6-Tetrachlorophe	1	0	Avg	0.3912	0.3878	0.3063	0.3515	0.3829	0.3626	0.3591	0.3776	-----	0.365	8.70	0.998	0.998	7.6	0.01	50.00	2.00	10.00	20.00	80.00	120.0	160.0	196.0	
Fluorene	1	0	Avg	1.4366	1.7871	1.1746	1.2572	1.4163	1.3802	1.4092	1.4791	-----	1.42	8.92	0.998	0.999	13	0.90	50.00	2.00	10.00	20.00	80.00	120.0	160.0	196.0	
4-Chlorophenyl-phenyl	1	0	Qua	0.7355	0.9499	0.6089	0.6412	0.7092	0.6564	0.7655	0.8112	-----	0.735	8.91	0.990	0.996	15	0.40	50.00	2.00	10.00	20.00	80.00	120.0	160.0	196.0	
Diethylphthalate	1	0	Avg	1.3476	1.6141	1.1384	1.1838	1.2911	1.1731	1.2024	1.2771	-----	1.28	8.78	0.996	0.997	12	0.01	50.00	2.00	10.00	20.00	80.00	120.0	160.0	196.0	
4-Nitroaniline	1	0	Qua	0.3706	0.3106	0.2679	0.3034	0.3652	0.3501	0.3416	0.3646	-----	0.334	8.91	0.998	0.998	11	0.01	50.00	2.00	10.00	20.00	80.00	120.0	160.0	196.0	
Atrazine	1	0	Avg	0.3937	0.4400	0.3120	0.3446	0.3827	0.3465	0.3894	0.4153	-----	0.378	9.54	0.989	0.994	11	0.01	50.00	2.00	10.00	20.00	80.00	120.0	160.0	196.0	
4,6-Dinitro-2-methylph	1	0	Qua	0.1110	-----	0.0391	0.0667	0.1242	0.1456	0.1390	0.1424	-----	0.110	8.94	0.997	0.997	38	0.01	50.00		10.00	20.00	80.00	120.0	160.0	196.0	
n-Nitrosodiphenylamin	1	0	Avg	0.6517	0.6870	0.5390	0.5517	0.6578	0.7934	0.6589	0.6546	-----	0.649	9.01	0.991	0.991	12	0.01	50.00	2.00	10.00	20.00	80.00	120.0	160.0	196.0	
2,4,6-Tribromophenol	1	0	Qua	0.1181	0.1024	0.0900	0.0984	0.1238	0.1656	0.1456	0.1507	-----	0.124	9.15	0.990	0.990	22		50.00	2.00	10.00	20.00	80.00	120.0	160.0	196.0	
1,2-Diphenylhydrazine	1	0	Avg	0.7573	0.6947	0.6206	0.6515	0.7290	0.6832	0.5654	0.5788	-----	0.660	9.06	0.986	0.996	10		50.00	2.00	10.00	20.00	80.00	120.0	160.0	196.0	
4-Bromophenyl-phenyl	1	0	Avg	0.2419	0.2717	0.1919	0.2102	0.2395	0.2600	0.2821	0.2762	-----	0.247	9.39	0.997	0.998	13	0.10	50.00	2.00	10.00	20.00	80.00	120.0	160.0	196.0	
Hexachlorobenzene	1	0	Avg	0.2574	0.3314	0.2136	0.2204	0.2559	0.2731	0.2542	0.2571	-----	0.258	9.47	0.988	0.993	14	0.10	50.00	2.00	10.00	20.00	80.00	120.0	160.0	196.0	
N-Octadecane	1	0	Avg	0.3734	0.3486	0.2973	0.3181	0.3576	0.3643	0.2924	0.2845	-----	0.330	9.73	0.974	0.994	11	0.05	50.00	2.00	10.00	20.00	80.00	120.0	160.0	196.0	
Pentachlorophenol	1	0	Qua	0.1558	-----	0.0872	0.1175	0.1606	0.1739	0.1667	0.1694	-----	0.147	9.66	0.999	0.999	22	0.05	50.00		10.00	20.00	80.00	120.0	160.0	196.0	
Phenanthrene	1	0	Avg	1.0944	1.2403	0.9077	0.9540	1.0857	1.1788	1.1378	1.1133	-----	1.09	9.90	0.999	0.999	10	0.70	50.00	2.00	10.00	20.00	80.00	120.0	160.0	196.0	
Anthracene	1	0	Avg	1.1716	1.2336	0.9133	0.9992	1.1486	1.3470	1.1782	1.1095	-----	1.14	9.95	0.988	0.993	12	0.70	50.00	2.00	10.00	20.00	80.00	120.0	160.0	196.0	
Carbazole	1	0	Avg	1.0122	1.0188	0.8124	0.8614	0.9919	1.1175	1.0302	0.9809	-----	0.978	10.12	0.994	0.996	9.9	0.01	50.00	2.00	10.00	20.00	80.00	120.0	160.0	196.0	
Di-n-butylphthalate	1	0	Qua	1.1941	0.9966	0.8702	0.9840	1.1616	1.2160	1.1164	1.1000	1.2296	1.10	10.50	0.997	0.997	11	0.01	50.00	2.00	10.00	20.00	80.00	120.0	160.0	196.0	0.50
Fluoranthene	1	0	Avg	1.2650	1.2302	0.9769	1.0721	1.2613	1.3312	1.2520	1.2317	-----	1.20	11.23	0.998	0.999	9.7	0.60	50.00	2.00	10.00	20.00	80.00	120.0	160.0	196.0	
Pyrene	1	0	Avg	1.0700	1.1880	0.8805	0.9168	1.0368	1.0707	0.9649	0.9631	-----	1.01	11.50	0.995	0.998	9.8	0.60	50.00	2.00	10.00	20.00	80.00	120.0	160.0	196.0	
Benzidine	1	0	Qua	0.4116	0.1660	0.2214	0.3130	0.3818	0.2881	-----	-----	-----	0.297	11.38	0.948	0.993	31		50.00	2.00	10.00	20.00	80.00	120.0			
Terphenyl-d14	1	0	Avg	0.5689	0.6151	0.4555	0.4813	0.5518	0.5672	0.5442	0.5665	-----	0.544	11.68	0.999	0.999	9.5		25.00	1.00	5.00	10.00	40.00	60.00	80.00	96.00	

Flags
a - failed the min rf criteria
c - failed the minimum correlation coeff criteria(if applicable)

Note: Avg Rsd: 12.4
Corr 1 = Correlation Coefficient for linear Eq.
Corr 2 = Correlation Coefficient for quad Eq.
Fit = Indicates whether Avg RF, Linear, or Quadratic Curve was used for compound.

Form 6
Initial Calibration

Method: EPA 8270D

Instrument: GCMS_9

Level #:	Data File:	Cal Identifier:	Analysis Date/Time	Level #:	Data File:	Cal Identifier:	Analysis Date/Time
1	9M78605.D	CAL BNA@50PPM	06/06/17 10:34	2	9M78612.D	CAL BNA@2PPM	06/06/17 13:28
3	9M78606.D	CAL BNA@10PPM	06/06/17 10:58	4	9M78611.D	CAL BNA@20PPM	06/06/17 13:05
5	9M78610.D	CAL BNA@80PPM	06/06/17 12:42	6	9M78609.D	CAL BNA@120PPM	06/06/17 12:19
7	9M78608.D	CAL BNA@160PPM	06/06/17 11:56	8	9M78607.D	CAL BNA@196PPM	06/06/17 11:33
9	9M78613.D	CAL BNA@0.5PPM	06/06/17 13:51				

Compound	Col	Mr	Fit:	RF1	RF2	RF3	RF4	RF5	RF6	RF7	RF8	RF9	AvgRf	RT	Corr1	Corr2	%Rsd		Calibration Level Concentrations Lvl1	Lvl2	Lvl3	Lvl4	Lvl5	Lvl6	Lvl7	Lvl8	Lvl9
4,4'-DDE	1	0	Avg	0.2405	0.2568	0.1910	0.2009	0.2375	0.2453	0.2143	0.2190	-----	0.226	11.61	0.994	0.997	10		50.00	2.00	10.00	20.00	80.00	120.0	160.0	196.0	
4,4'-DDD	1	0	Avg	0.4311	0.4049	0.3289	0.3636	0.4287	0.4391	0.3749	0.3741	-----	0.393	12.01	0.993	0.996	9.9		50.00	2.00	10.00	20.00	80.00	120.0	160.0	196.0	
Butylbenzylphthalate	1	0	Avg	0.4277	0.3488	0.3151	0.3484	0.4206	0.4178	0.3459	0.3463	-----	0.371	12.26	0.989	0.995	12	0.01	50.00	2.00	10.00	20.00	80.00	120.0	160.0	196.0	
4,4'-DDT	1	0	Avg	0.3604	-----	0.2152	0.2694	0.3700	0.3961	0.3630	0.3669	-----	0.334	12.37	0.996	0.998	20		50.00		10.00	20.00	80.00	120.0	160.0	196.0	
3,3'-Dichlorobenzidine	1	0	Qua	0.3303	0.2762	0.2331	0.2535	0.3017	0.2650	0.2056	0.1966	-----	0.258	12.88	0.938	0.992	18	0.01	50.00	2.00	10.00	20.00	80.00	120.0	160.0	196.0	
Benzo[a]anthracene	1	0	Avg	1.0548	1.1844	0.8784	0.9217	1.0281	1.0512	0.9552	0.9548	-----	1.00	12.92	0.996	0.999	9.6	0.80	50.00	2.00	10.00	20.00	80.00	120.0	160.0	196.0	
Chrysene	1	0	Avg	1.0360	1.1641	0.8081	0.8397	1.0355	1.1802	0.9488	0.8752	-----	0.986	12.96	0.970	0.989	14	0.70	50.00	2.00	10.00	20.00	80.00	120.0	160.0	196.0	
bis(2-Ethylhexyl)phthal	1	0	Qua	0.6414	0.4744	0.4547	0.5069	0.6369	0.6927	0.5488	0.5199	-----	0.560	12.96	0.984	0.990	16	0.01	50.00	2.00	10.00	20.00	80.00	120.0	160.0	196.0	
Di-n-octylphthalate	1	0	Qua	1.0749	0.7715	0.6973	0.8488	1.1047	1.1626	1.0204	1.0117	-----	0.962	13.71	0.994	0.995	18	0.01	50.00	2.00	10.00	20.00	80.00	120.0	160.0	196.0	
Benzo[b]fluoranthene	1	0	Avg	1.1372	1.1647	0.8249	0.9792	1.1157	1.2212	1.1469	1.1571	-----	1.09	14.14	0.997	0.998	12	0.70	50.00	2.00	10.00	20.00	80.00	120.0	160.0	196.0	
Benzo[k]fluoranthene	1	0	Avg	1.1577	1.2752	0.9901	1.0418	1.1866	1.1898	1.3590	1.3254	-----	1.19	14.17	0.995	0.998	11	0.70	50.00	2.00	10.00	20.00	80.00	120.0	160.0	196.0	
Benzo[a]pyrene	1	0	Avg	1.0951	1.0787	0.8695	0.9204	1.0900	1.1491	1.0938	1.1031	-----	1.05	14.51	0.999	0.999	9.4	0.70	50.00	2.00	10.00	20.00	80.00	120.0	160.0	196.0	
Indeno[1,2,3-cd]pyren	1	0	Avg	1.2705	1.2899	0.9904	1.0499	1.2823	1.3577	1.2943	1.2855	-----	1.23	15.95	0.998	0.998	11	0.50	50.00	2.00	10.00	20.00	80.00	120.0	160.0	196.0	
Dibenzo[a,h]anthracen	1	0	Qua	1.0720	1.0451	0.8093	0.8991	1.0875	1.1591	1.2123	1.2198	-----	1.06	15.97	0.998	1.00	14	0.40	50.00	2.00	10.00	20.00	80.00	120.0	160.0	196.0	
Benzo[g,h,i]perylene	1	0	Avg	1.0590	1.2051	0.8652	0.8900	1.0797	1.1052	1.0082	1.0167	-----	1.03	16.35	0.997	0.998	11	0.50	50.00	2.00	10.00	20.00	80.00	120.0	160.0	196.0	

Flags
a - failed the min rf criteria
c - failed the minimum correlation coeff criteria(if applicable)

Note: Avg Rsd: 12.4
Corr 1 = Correlation Coefficient for linear Eq.
Corr 2 = Correlation Coefficient for quad Eq.
Fit = Indicates whether Avg RF, Linear, or Quadratic Curve was used for compound.

7062915 0266

Form 6
Initial Calibration

Method: EPA 8270D

Instrument: GCMS_7

Level #:	Data File:	Cal Identifier:	Analysis Date/Time	Level #:	Data File:	Cal Identifier:	Analysis Date/Time
1	7M84393.D	CAL BNA@50PPM	06/05/17 10:41	2	7M84400.D	CAL BNA@2PPM	06/05/17 13:29
3	7M84394.D	CAL BNA@10PPM	06/05/17 11:05	4	7M84399.D	CAL BNA@20PPM	06/05/17 13:05
5	7M84398.D	CAL BNA@80PPM	06/05/17 12:42	6	7M84397.D	CAL BNA@120PPM	06/05/17 12:18
7	7M84396.D	CAL BNA@160PPM	06/05/17 11:54	8	7M84395.D	CAL BNA@196PPM	06/05/17 11:31
9	7M84401.D	CAL BNA@.5PPM	06/05/17 13:53				

Compound	Col	Mr	Fit:	RF1	RF2	RF3	RF4	RF5	RF6	RF7	RF8	RF9	AvgRf	RT	Corr1	Corr2	%Rsd		Calibration Level Concentrations Lvl1	Lvl2	Lvl3	Lvl4	Lvl5	Lvl6	Lvl7	Lvl8	Lvl9
1,4-Dioxane	1	0	Qua	1.0447	1.6225	0.9559	1.0313	1.0238	1.0168	1.0156	0.9985	1.7485	1.16	2.57	1.00	1.00	26		50.00	2.00	10.00	20.00	80.00	120.0	160.0	196.0	0.50
Pyridine	1	0	Avg	2.9924	3.2136	2.5092	2.5974	2.8614	2.9575	2.8804	2.7809	-----	2.85	3.03	0.999	0.999	7.8		50.00	2.00	10.00	20.00	80.00	120.0	160.0	196.0	
N-Nitrosodimethylamin	1	0	Avg	1.6857	1.8380	1.4220	1.5470	1.6625	1.7173	1.6867	1.6590	-----	1.65	2.95	0.999	0.999	7.4		50.00	2.00	10.00	20.00	80.00	120.0	160.0	196.0	
2-Fluorophenol	1	0	Avg	2.4662	2.5965	2.0544	2.2444	2.4332	2.5140	2.4870	2.4238	-----	2.40	4.61	0.994	0.997	7.2		50.00	2.00	10.00	20.00	80.00	120.0	160.0	196.0	
Benzaldehyde	1	0	Avg	1.4611	1.6480	1.3238	1.4001	1.3858	1.3365	1.0988	1.1318	-----	1.35	5.42	0.982	0.994	13	0.01	50.00	2.00	10.00	20.00	80.00	120.0	160.0	196.0	
Aniline	1	0	Avg	3.2279	3.1027	2.5446	3.0505	3.6428	3.6969	3.6006	3.4341	4.1482	3.38	5.52	0.998	0.998	14		50.00	2.00	10.00	20.00	80.00	120.0	160.0	196.0	0.50
Pentachloroethane	1	0	Avg	0.8156	1.0078	0.7337	0.7887	0.8041	0.8131	0.7749	0.7619	-----	0.813	5.56	0.999	1.00	10	0.05	50.00	2.00	10.00	20.00	80.00	120.0	160.0	196.0	
bis(2-Chloroethyl)ether	1	0	Qua	2.5218	3.0116	2.2956	2.4027	2.4364	2.4562	2.3385	2.2654	4.0303	2.64	5.57	0.998	1.00	21	0.70	50.00	2.00	10.00	20.00	80.00	120.0	160.0	196.0	0.50
Phenol-d5	1	0	Avg	3.2759	3.3585	2.7999	2.9699	3.1846	3.2762	3.1739	3.0759	-----	3.14	5.49	0.999	1.00	5.9		50.00	2.00	10.00	20.00	80.00	120.0	160.0	196.0	
Phenol	1	0	Avg	3.5939	4.0509	3.1050	3.3188	3.5211	3.6051	3.4436	3.3151	-----	3.49	5.50	0.998	0.999	8.0	0.80	50.00	2.00	10.00	20.00	80.00	120.0	160.0	196.0	
2-Chlorophenol	1	0	Avg	2.7156	2.9363	2.4006	2.5557	2.6626	2.7259	2.6585	2.5758	-----	2.65	5.62	0.999	1.00	5.9	0.80	50.00	2.00	10.00	20.00	80.00	120.0	160.0	196.0	
N-Decane	1	0	Avg	2.2038	2.6247	2.0058	2.1170	2.1078	2.0901	1.9259	1.8947	-----	2.12	5.68	0.996	0.999	11	0.05	50.00	2.00	10.00	20.00	80.00	120.0	160.0	196.0	
1,3-Dichlorobenzene	1	0	Avg	2.8703	3.4818	2.5616	2.7498	2.7815	2.8143	2.7067	2.6261	-----	2.82	5.76	0.998	1.00	10		50.00	2.00	10.00	20.00	80.00	120.0	160.0	196.0	
1,4-Dichlorobenzene	1	0	Avg	1.5137	1.9068	1.3939	1.4621	1.5040	1.5202	1.4548	1.4336	-----	1.52	5.81	0.999	1.00	11		50.00	2.00	10.00	20.00	80.00	120.0	160.0	196.0	
1,2-Dichlorobenzene	1	0	Avg	1.4558	1.7335	1.2978	1.3712	1.4064	1.4552	1.3824	1.3602	-----	1.43	5.94	0.999	0.999	9.2		50.00	2.00	10.00	20.00	80.00	120.0	160.0	196.0	
Benzyl alcohol	1	0	Avg	0.9237	0.9811	0.7796	0.8410	0.9111	0.9394	0.9143	0.9031	-----	0.899	5.92	0.999	0.999	6.9		50.00	2.00	10.00	20.00	80.00	120.0	160.0	196.0	
bis(2-chloroisopropyl)e	1	0	Avg	1.4401	1.7365	1.3011	1.3553	1.3827	1.4105	1.3201	1.3090	-----	1.41	6.03	0.998	0.999	10	0.01	50.00	2.00	10.00	20.00	80.00	120.0	160.0	196.0	
2-Methylphenol	1	0	Avg	1.2796	1.4486	1.1327	1.1845	1.2405	1.3011	1.2541	1.2287	1.7684	1.32	6.01	0.999	0.999	15	0.70	50.00	2.00	10.00	20.00	80.00	120.0	160.0	196.0	0.50
Acetophenone	1	0	Avg	1.7788	2.1694	1.6178	1.6997	1.6850	1.6515	1.4334	1.4290	-----	1.68	6.13	0.992	0.998	14	0.01	50.00	2.00	10.00	20.00	80.00	120.0	160.0	196.0	
Hexachloroethane	1	0	Avg	0.5418	0.6090	0.4792	0.5108	0.5273	0.5418	0.5208	0.5122	-----	0.530	6.22	0.999	1.00	7.1	0.30	50.00	2.00	10.00	20.00	80.00	120.0	160.0	196.0	
N-Nitroso-di-n-propyla	1	0	Qua	0.9187	1.1038	0.8266	0.8737	0.8601	0.8309	0.7273	0.7175	1.2773	0.904	6.13	0.992	0.999	20	0.50	50.00	2.00	10.00	20.00	80.00	120.0	160.0	196.0	0.50
3&4-Methylphenol	1	0	Avg	1.3236	1.4774	1.1923	1.2379	1.2854	1.2576	1.0944	1.0838	1.7627	1.30	6.13	0.991	0.998	16		50.00	2.00	10.00	20.00	80.00	120.0	160.0	196.0	0.50
Nitrobenzene-d5	1	0	Avg	0.1641	0.1840	0.1395	0.1476	0.1643	0.1692	0.1672	0.1668	-----	0.163	6.25	1.00	1.00	8.4		25.00	1.00	5.00	10.00	40.00	60.00	80.00	98.00	
Nitrobenzene	1	0	Avg	0.3431	0.3856	0.2990	0.3129	0.3283	0.3326	0.3200	0.3204	-----	0.330	6.26	0.999	1.00	7.9	0.20	50.00	2.00	10.00	20.00	80.00	120.0	160.0	196.0	
Isophorone	1	0	Avg	0.6286	0.6782	0.5347	0.5733	0.6215	0.6173	0.5989	0.6014	-----	0.607	6.46	0.999	1.00	6.9	0.40	50.00	2.00	10.00	20.00	80.00	120.0	160.0	196.0	
2-Nitrophenol	1	0	Avg	0.1932	0.1842	0.1489	0.1644	0.1904	0.1982	0.1964	0.1947	-----	0.184	6.52	1.00	1.00	9.7	0.10	50.00	2.00	10.00	20.00	80.00	120.0	160.0	196.0	
2,4-Dimethylphenol	1	0	Avg	0.3390	0.3693	0.2886	0.3079	0.3326	0.3346	0.3210	0.3197	0.4773	0.343	6.55	0.999	0.999	16	0.20	50.00	2.00	10.00	20.00	80.00	120.0	160.0	196.0	0.50
Benzoic Acid	1	0	Qua	0.1471	-----	0.0311	0.0606	0.1946	0.2323	0.2620	0.2479	-----	0.168	6.61	0.992	0.993	55		50.00		10.00	20.00	80.00	120.0	160.0	196.0	
bis(2-Chloroethoxy)me	1	0	Avg	0.4048	0.4717	0.3595	0.3735	0.3971	0.3976	0.3822	0.3796	-----	0.396	6.62	0.999	1.00	8.6	0.30	50.00	2.00	10.00	20.00	80.00	120.0	160.0	196.0	
2,4-Dichlorophenol	1	0	Avg	0.3046	0.3071	0.2598	0.2739	0.3047	0.3094	0.3047	0.3001	0.3718	0.304	6.71	0.999	0.999	10	0.20	50.00	2.00	10.00	20.00	80.00	120.0	160.0	196.0	0.50
1,2,4-Trichlorobenzen	1	0	Avg	0.3271	0.3817	0.2890	0.3002	0.3210	0.3254	0.3146	0.3116	-----	0.321	6.78	0.999	1.00	8.6		50.00	2.00	10.00	20.00	80.00	120.0	160.0	196.0	
Naphthalene	1	0	Qua	1.0506	1.2920	0.9225	0.9718	1.0260	1.0180	0.9617	0.9603	1.7304	1.10	6.84	0.998	1.00	23	0.70	50.00	2.00	10.00	20.00	80.00	120.0	160.0	196.0	0.50
4-Chloroaniline	1	0	Qua	0.3309	0.3610	0.2898	0.3141	0.3660	0.3083	0.2226	0.2219	0.4167	0.315	6.87	0.958	0.989	20	0.01	50.00	2.00	10.00	20.00	80.00	120.0	160.0	196.0	0.50
Hexachlorobutadiene	1	0	Avg	0.1738	0.2129	0.1530	0.1588	0.1705	0.1732	0.1710	0.1685	-----	0.173	6.93	1.00	1.00	10	0.01	50.00	2.00	10.00	20.00	80.00	120.0	160.0	196.0	
Caprolactam	1	0	Avg	0.1205	0.1057	0.0956	0.1040	0.1209	0.1225	0.1310	0.1311	-----	0.116	7.14	0.997	0.999	11	0.01	50.00	2.00	10.00	20.00	80.00	120.0	160.0	196.0	
4-Chloro-3-methylphe	1	0	Avg	0.2976	0.3054	0.2544	0.2661	0.2934	0.2981	0.2901	0.2880	-----	0.287	7.24	0.999	0.999	6.1	0.20	50.00	2.00	10.00	20.00	80.00	120.0	160.0	196.0	
2-Methylnaphthalene	1	0	Avg	0.7538	0.9008	0.6523	0.6952	0.7394	0.7435	0.6965	0.6962	-----	0.735	7.37	0.998	0.999	10	0.40	50.00	2.00	10.00	20.00	80.00	120.0	160.0	196.0	
1-Methylnaphthalene	1	0	Avg	0.6952	0.8272	0.6160	0.6415	0.6815	0.6852	0.6517	0.6473	-----	0.681	7.46	0.999	1.00	9.5	0.40	50.00	2.00	10.00	20.00	80.00	120.0	160.0	196.0	
Methylnaphthalenes (	1	0	Avg	0.7244	0.8640	0.6342	0.6692	0.7102	0.7143	0.6740	0.6718	-----	0.708	7.37	0.998	1.00	9.9		100.0	4.00	20.00	40.00	160.0	240.0	320.0	392.0	
1,1'-Biphenyl	1	0	Avg	0.8890	1.0374	0.7661	0.8258	0.8724	0.8790	0.8291	0.8275	-----	0.866	7.75	0.998	1.00	9.2	0.01	50.00	2.00	10.00	20.00	80.00	120.0	160.0	196.0	
1,2,4,5-Tetrachloroben	1	0	Avg	0.5283	0.6396	0.4656	0.4902	0.5231	0.5275	0.5052	0.5010	-----	0.523	7.51	0.999	0.999	9.9	0.01	50.00	2.00	10.00	20.00	80.00	120.0	160.0	196.0	

Flags
a - failed the min rf criteria
c - failed the minimum correlation coeff criteria(if applicable)

Note: Avg Rsd: 11.8
Corr 1 = Correlation Coefficient for linear Eq.
Corr 2 = Correlation Coefficient for quad Eq.
Fit = Indicates whether Avg RF, Linear, or Quadratic Curve was used for compound.

7062915 0267

7062915 0268

Method: EPA 8270D

Form 6
Initial Calibration

Instrument: GCMS_7

Level #:	Data File:	Cal Identifier:	Analysis Date/Time	Level #:	Data File:	Cal Identifier:	Analysis Date/Time
1	7M84393.D	CAL BNA@50PPM	06/05/17 10:41	2	7M84400.D	CAL BNA@2PPM	06/05/17 13:29
3	7M84394.D	CAL BNA@10PPM	06/05/17 11:05	4	7M84399.D	CAL BNA@20PPM	06/05/17 13:05
5	7M84398.D	CAL BNA@80PPM	06/05/17 12:42	6	7M84397.D	CAL BNA@120PPM	06/05/17 12:18
7	7M84396.D	CAL BNA@160PPM	06/05/17 11:54	8	7M84395.D	CAL BNA@196PPM	06/05/17 11:31
9	7M84401.D	CAL BNA@.5PPM	06/05/17 13:53				

Compound	Col	Mr	Fit:	RF1	RF2	RF3	RF4	RF5	RF6	RF7	RF8	RF9	AvgRf	RT	Corr1	Corr2	%Rsd		Calibration Level Concentrations Lvl1	Lvl2	Lvl3	Lvl4	Lvl5	Lvl6	Lvl7	Lvl8	Lvl9
Hexachlorocyclopenta	1	0	Qua	0.2451	0.0975	0.1312	0.1760	0.2660	0.2879	0.2925	0.2857	-----	0.223	7.50	0.998	0.998	35	0.05	50.00	2.00	10.00	20.00	80.00	120.0	160.0	196.0	
2,4,6-Trichlorophenol	1	0	Avg	0.3678	0.3399	0.3079	0.3475	0.3713	0.3800	0.3760	0.3726	-----	0.358	7.60	1.00	1.00	6.9	0.20	50.00	2.00	10.00	20.00	80.00	120.0	160.0	196.0	
2,4,5-Trichlorophenol	1	0	Avg	0.3896	0.3693	0.3214	0.3218	0.3870	0.3964	0.3935	0.3872	-----	0.371	7.63	1.00	1.00	8.5	0.20	50.00	2.00	10.00	20.00	80.00	120.0	160.0	196.0	
2-Fluorobiphenyl	1	0	Avg	1.3002	1.5240	1.1656	1.1884	1.2741	1.3114	1.2915	1.2697	-----	1.29	7.66	0.999	0.999	8.4		25.00	1.00	5.00	10.00	40.00	60.00	80.00	98.00	
2-Chloronaphthalene	1	0	Avg	1.1386	1.3431	1.0028	1.0412	1.0934	1.1026	1.0537	1.0447	-----	1.10	7.78	0.999	1.00	9.6	0.80	50.00	2.00	10.00	20.00	80.00	120.0	160.0	196.0	
1,4-Dimethylnaphthale	1	0	Avg	0.9289	1.0913	0.8114	0.8456	0.8994	0.8898	0.8095	0.8120	-----	0.886	8.06	0.997	0.999	11		50.00	2.00	10.00	20.00	80.00	120.0	160.0	196.0	
Dimethylnaphthalenes	1	0	Avg	0.9289	1.0913	0.8114	0.8456	0.8994	0.8898	0.8095	0.8120	-----	0.886	8.06	0.997	0.999	11		50.00	2.00	10.00	20.00	80.00	120.0	160.0	196.0	
Diphenyl Ether	1	0	Avg	0.7749	0.9169	0.6808	0.7222	0.7622	0.7727	0.7436	0.7310	-----	0.763	7.83	0.999	1.00	9.1		50.00	2.00	10.00	20.00	80.00	120.0	160.0	196.0	
2-Nitroaniline	1	0	Avg	0.3445	0.3503	0.2935	0.3074	0.3326	0.3287	0.3121	0.3078	-----	0.322	7.85	0.998	1.00	6.2	0.01	50.00	2.00	10.00	20.00	80.00	120.0	160.0	196.0	
Coumarin	1	0	Avg	0.4751	0.5340	0.4164	0.4351	0.4645	0.4644	0.4442	0.4446	-----	0.460	8.03	0.999	1.00	7.7		50.00	2.00	10.00	20.00	80.00	120.0	160.0	196.0	
Acenaphthylene	1	0	Avg	1.7639	2.0173	1.5253	1.6256	1.7419	1.7439	1.6659	1.6603	-----	1.72	8.13	0.999	0.999	8.4	0.90	50.00	2.00	10.00	20.00	80.00	120.0	160.0	196.0	
Dimethylphthalate	1	0	Avg	1.2766	1.4463	1.0965	1.1602	1.2529	1.2554	1.2050	1.1965	-----	1.24	7.99	0.999	1.00	8.3	0.01	50.00	2.00	10.00	20.00	80.00	120.0	160.0	196.0	
2,6-Dinitrotoluene	1	0	Avg	0.3033	0.2799	0.2494	0.2674	0.2947	0.2955	0.2696	0.2698	-----	0.279	8.05	0.996	0.999	6.5	0.20	50.00	2.00	10.00	20.00	80.00	120.0	160.0	196.0	
Acenaphthene	1	0	Avg	1.1198	1.3229	0.9686	1.0253	1.0943	1.0979	1.0316	1.0191	-----	1.08	8.28	0.998	1.00	10	0.90	50.00	2.00	10.00	20.00	80.00	120.0	160.0	196.0	
3-Nitroaniline	1	0	Qua	0.3060	0.2733	0.2510	0.2843	0.3119	0.3047	0.2714	0.2705	-----	0.284	8.20	0.993	0.998	7.6	0.01	50.00	2.00	10.00	20.00	80.00	120.0	160.0	196.0	
2,4-Dinitrophenol	1	0	Qua	0.0901	-----	0.0169	0.0447	0.1287	0.1464	0.1581	0.1527	-----	0.105	8.29	0.995	0.995	53	0.01	50.00		10.00	20.00	80.00	120.0	160.0	196.0	
Dibenzofuran	1	0	Qua	1.6445	1.9516	1.4247	1.5138	1.6212	1.6212	1.5447	1.5515	2.7017	1.73	8.44	0.999	1.00	23	0.80	50.00	2.00	10.00	20.00	80.00	120.0	160.0	196.0	0.50
2,4-Dinitrotoluene	1	0	Avg	0.4076	0.2848	0.2936	0.3469	0.4039	0.4097	0.4124	0.4059	-----	0.371	8.41	1.00	1.00	15	0.20	50.00	2.00	10.00	20.00	80.00	120.0	160.0	196.0	
4-Nitrophenol	1	0	Avg	0.2252	0.1553	0.1641	0.1868	0.2200	0.2244	0.2184	0.2186	-----	0.202	8.33	0.999	1.00	14	0.01	50.00	2.00	10.00	20.00	80.00	120.0	160.0	196.0	
2,3,4,6-Tetrachlorophe	1	0	Avg	0.3243	0.2290	0.2446	0.2825	0.3280	0.3391	0.3438	0.3416	-----	0.304	8.54	1.00	1.00	15	0.01	50.00	2.00	10.00	20.00	80.00	120.0	160.0	196.0	
Fluorene	1	0	Avg	1.3581	1.5168	1.1723	1.2456	1.3139	1.2996	1.2158	1.2211	-----	1.29	8.76	0.998	0.999	8.4	0.90	50.00	2.00	10.00	20.00	80.00	120.0	160.0	196.0	
4-Chlorophenyl-phenyl	1	0	Avg	0.6435	0.7165	0.5527	0.5893	0.6458	0.6406	0.6276	0.6244	-----	0.630	8.75	1.00	1.00	7.5	0.40	50.00	2.00	10.00	20.00	80.00	120.0	160.0	196.0	
Diethylphthalate	1	0	Avg	1.2587	1.3439	1.0644	1.1150	1.2362	1.2372	1.1826	1.1879	-----	1.20	8.62	0.999	1.00	7.2	0.01	50.00	2.00	10.00	20.00	80.00	120.0	160.0	196.0	
4-Nitroaniline	1	0	Avg	0.3626	0.3029	0.2849	0.3147	0.3552	0.3555	0.3418	0.3430	-----	0.333	8.76	0.999	1.00	8.5	0.01	50.00	2.00	10.00	20.00	80.00	120.0	160.0	196.0	
Atrazine	1	0	Avg	0.3537	0.3146	0.2809	0.3098	0.3464	0.3520	0.3447	0.3466	-----	0.331	9.38	1.00	1.00	7.9	0.01	50.00	2.00	10.00	20.00	80.00	120.0	160.0	196.0	
4,6-Dinitro-2-methylph	1	0	Qua	0.0945	-----	0.0342	0.0616	0.1159	0.1279	0.1364	0.1318	-----	0.100	8.79	0.995	0.997	39	0.01	50.00		10.00	20.00	80.00	120.0	160.0	196.0	
n-Nitrosodiphenylamin	1	0	Avg	0.6318	0.6910	0.5408	0.5756	0.6329	0.6464	0.6291	0.6208	-----	0.621	8.86	0.999	0.999	7.3	0.01	50.00	2.00	10.00	20.00	80.00	120.0	160.0	196.0	
2,4,6-Tribromophenol	1	0	Avg	0.1009	0.0766	0.0753	0.0814	0.1031	0.1116	0.1171	0.1137	-----	0.0975	8.99	0.998	0.999	18		50.00	2.00	10.00	20.00	80.00	120.0	160.0	196.0	
1,2-Diphenylhydrazine	1	0	Avg	0.6524	0.7061	0.5702	0.5920	0.6440	0.6476	0.6662	0.6622	-----	0.643	8.90	0.999	1.00	6.7		50.00	2.00	10.00	20.00	80.00	120.0	160.0	196.0	
4-Bromophenyl-phenyl	1	0	Avg	0.2076	0.2206	0.1741	0.1810	0.2095	0.2172	0.2195	0.2145	-----	0.206	9.23	0.999	0.999	8.7	0.10	50.00	2.00	10.00	20.00	80.00	120.0	160.0	196.0	
Hexachlorobenzene	1	0	Avg	0.2191	0.2589	0.1886	0.1952	0.2206	0.2276	0.2303	0.2267	-----	0.221	9.31	0.992	0.997	9.9	0.10	50.00	2.00	10.00	20.00	80.00	120.0	160.0	196.0	
N-Octadecane	1	0	Avg	0.3621	0.3514	0.3020	0.3246	0.3560	0.3455	0.3133	0.3108	-----	0.333	9.58	0.994	0.999	7.0	0.05	50.00	2.00	10.00	20.00	80.00	120.0	160.0	196.0	
Pentachlorophenol	1	0	Qua	0.1012	-----	0.0469	0.0669	0.1157	0.1257	0.1364	0.1339	-----	0.104	9.50	0.996	0.999	33	0.05 a	50.00		10.00	20.00	80.00	120.0	160.0	196.0	
Phenanthrene	1	0	Avg	1.0774	1.3048	0.9389	0.9739	1.0624	1.0688	1.0222	1.0204	-----	1.06	9.74	0.999	0.999	10	0.70	50.00	2.00	10.00	20.00	80.00	120.0	160.0	196.0	
Anthracene	1	0	Avg	1.1247	1.2125	0.9442	1.0015	1.1121	1.1135	1.0745	1.0644	-----	1.08	9.79	0.999	1.00	7.5	0.70	50.00	2.00	10.00	20.00	80.00	120.0	160.0	196.0	
Carbazole	1	0	Avg	1.0353	1.1048	0.8639	0.9263	1.0218	1.0329	0.9905	0.9906	-----	0.996	9.95	0.999	1.00	7.4	0.01	50.00	2.00	10.00	20.00	80.00	120.0	160.0	196.0	
Di-n-butylphthalate	1	0	Qua	1.2026	1.0901	0.9435	1.0282	1.1766	1.1858	1.1141	1.1132	1.3456	1.13	10.33	0.998	0.999	10	0.01	50.00	2.00	10.00	20.00	80.00	120.0	160.0	196.0	0.50
Fluoranthene	1	0	Avg	1.2467	1.2826	0.9992	1.0714	1.2140	1.2113	1.1662	1.1526	-----	1.17	11.06	0.999	1.00	8.0	0.60	50.00	2.00	10.00	20.00	80.00	120.0	160.0	196.0	
Pyrene	1	0	Avg	1.2166	1.2778	1.0046	1.0745	1.2016	1.2386	1.2025	1.1903	-----	1.18	11.32	0.999	1.00	7.7	0.60	50.00	2.00	10.00	20.00	80.00	120.0	160.0	196.0	
Benzidine	1	0	Qua	0.3733	0.1799	0.2146	0.2911	0.4762	0.4715	-----	-----	-----	0.334	11.21	0.981	0.994	38		50.00	2.00	10.00	20.00	80.00	120.0			
Terphenyl-d14	1	0	Avg	0.5956	0.6116	0.4742	0.5067	0.5934	0.6216	0.6246	0.6367	-----	0.583	11.50	0.998	0.999	10		25.00	1.00	5.00	10.00	40.00	60.00	80.00	96.00	

Flags
a - failed the min rf criteria
c - failed the minimum correlation coeff criteria(if applicable)

Note: Avg Rsd: 11.8
Corr 1 = Correlation Coefficient for linear Eq.
Corr 2 = Correlation Coefficient for quad Eq.
Fit = Indicates whether Avg RF, Linear, or Quadratic Curve was used for compound.

Form 6
Initial Calibration

Method: EPA 8270D

Instrument: GCMS_7

Level #:	Data File:	Cal Identifier:	Analysis Date/Time	Level #:	Data File:	Cal Identifier:	Analysis Date/Time
1	7M84393.D	CAL BNA@50PPM	06/05/17 10:41	2	7M84400.D	CAL BNA@2PPM	06/05/17 13:29
3	7M84394.D	CAL BNA@10PPM	06/05/17 11:05	4	7M84399.D	CAL BNA@20PPM	06/05/17 13:05
5	7M84398.D	CAL BNA@80PPM	06/05/17 12:42	6	7M84397.D	CAL BNA@120PPM	06/05/17 12:18
7	7M84396.D	CAL BNA@160PPM	06/05/17 11:54	8	7M84395.D	CAL BNA@196PPM	06/05/17 11:31
9	7M84401.D	CAL BNA@.5PPM	06/05/17 13:53				

Compound	Col	Mr	Fit:	RF1	RF2	RF3	RF4	RF5	RF6	RF7	RF8	RF9	AvgRf	RT	Corr1	Corr2	%Rsd		Calibration Level Concentrations Lvl1	Lvl2	Lvl3	Lvl4	Lvl5	Lvl6	Lvl7	Lvl8	Lvl9
4,4'-DDE	1	0	Avg	0.2232	0.2273	0.1817	0.1915	0.2244	0.2338	0.2349	0.2318	-----	0.219	11.44	1.00	1.00	9.3		50.00	2.00	10.00	20.00	80.00	120.0	160.0	196.0	
4,4'-DDD	1	0	Avg	0.4328	0.3706	0.3285	0.3624	0.4316	0.4465	0.4456	0.4405	-----	0.407	11.84	0.998	0.999	11		50.00	2.00	10.00	20.00	80.00	120.0	160.0	196.0	
Butylbenzylphthalate	1	0	Avg	0.4989	0.4167	0.3834	0.4159	0.4986	0.5138	0.4976	0.4994	-----	0.466	12.09	0.999	1.00	11	0.01	50.00	2.00	10.00	20.00	80.00	120.0	160.0	196.0	
4,4'-DDT	1	0	Avg	0.3629	0.2318	0.2430	0.2840	0.3719	0.3796	0.3649	0.3649	-----	0.325	12.19	0.997	0.998	19		50.00	2.00	10.00	20.00	80.00	120.0	160.0	196.0	
3,3'-Dichlorobenzidine	1	0	Qua	0.3116	0.2600	0.2576	0.2793	0.3360	0.3081	0.2585	0.2586	-----	0.284	12.71	0.980	0.995	11	0.01	50.00	2.00	10.00	20.00	80.00	120.0	160.0	196.0	
Benzo[a]anthracene	1	0	Avg	1.0710	1.1863	0.9005	0.9319	1.0804	1.0989	1.0718	1.0741	-----	1.05	12.74	1.00	1.00	8.8	0.80	50.00	2.00	10.00	20.00	80.00	120.0	160.0	196.0	
Chrysene	1	0	Avg	0.9958	1.1548	0.8375	0.8791	0.9926	0.9963	0.9400	0.9411	-----	0.967	12.78	0.998	0.999	9.8	0.70	50.00	2.00	10.00	20.00	80.00	120.0	160.0	196.0	
bis(2-Ethylhexyl)phthal	1	0	Qua	0.6580	0.5612	0.5208	0.5564	0.6506	0.6537	0.5841	0.5849	-----	0.596	12.79	0.994	0.998	8.7	0.01	50.00	2.00	10.00	20.00	80.00	120.0	160.0	196.0	
Di-n-octylphthalate	1	0	Qua	1.3007	0.9536	0.9417	1.0065	1.2853	1.3331	1.2679	1.2683	-----	1.17	13.53	0.999	0.999	15	0.01	50.00	2.00	10.00	20.00	80.00	120.0	160.0	196.0	
Benzo[b]fluoranthene	1	0	Avg	1.2535	1.0216	0.9577	0.9455	1.1517	1.2156	1.1801	1.1840	-----	1.11	13.96	0.998	0.998	11	0.70	50.00	2.00	10.00	20.00	80.00	120.0	160.0	196.0	
Benzo[k]fluoranthene	1	0	Avg	1.0792	1.2323	0.9510	0.9860	1.1693	1.1985	1.1623	1.1380	-----	1.11	13.99	0.999	0.999	9.1	0.70	50.00	2.00	10.00	20.00	80.00	120.0	160.0	196.0	
Benzo[a]pyrene	1	0	Avg	1.1018	1.0424	0.8482	0.9355	1.1036	1.1597	1.1381	1.1263	-----	1.06	14.31	0.999	0.999	10	0.70	50.00	2.00	10.00	20.00	80.00	120.0	160.0	196.0	
Indeno[1,2,3-cd]pyren	1	0	Avg	1.2149	1.1942	0.9527	1.0131	1.2462	1.3187	1.3170	1.3065	-----	1.20	15.68	0.997	0.998	12	0.50	50.00	2.00	10.00	20.00	80.00	120.0	160.0	196.0	
Dibenzo[a,h]anthracen	1	0	Avg	1.0172	0.9816	0.7942	0.8542	1.0466	1.1104	1.1052	1.1037	-----	1.00	15.70	0.999	0.999	12	0.40	50.00	2.00	10.00	20.00	80.00	120.0	160.0	196.0	
Benzo[g,h,i]perylene	1	0	Avg	1.0298	1.1236	0.8246	0.8597	1.0469	1.1018	1.1042	1.0994	-----	1.02	16.05	0.999	1.00	11	0.50	50.00	2.00	10.00	20.00	80.00	120.0	160.0	196.0	

Flags
a - failed the min rf criteria
c - failed the minimum correlation coeff criteria(if applicable)

Note: Avg Rsd: 11.8
Corr 1 = Correlation Coefficient for linear Eq.
Corr 2 = Correlation Coefficient for quad Eq.
Fit = Indicates whether Avg RF, Linear, or Quadratic Curve was used for compound.

7062915 0269

Form 6
Initial Calibration

Method: EPA 8270D

Instrument: GCMS_9

Level #:	Data File:	Cal Identifier:	Analysis Date/Time	Level #:	Data File:	Cal Identifier:	Analysis Date/Time
1	9M78605.D	CAL BNA@50PPM	06/06/17 10:34	2	9M78612.D	CAL BNA@2PPM	06/06/17 13:28
3	9M78606.D	CAL BNA@10PPM	06/06/17 10:58	4	9M78611.D	CAL BNA@20PPM	06/06/17 13:05
5	9M78610.D	CAL BNA@80PPM	06/06/17 12:42	6	9M78609.D	CAL BNA@120PPM	06/06/17 12:19
7	9M78608.D	CAL BNA@160PPM	06/06/17 11:56	8	9M78607.D	CAL BNA@196PPM	06/06/17 11:33
9	9M78613.D	CAL BNA@0.5PPM	06/06/17 13:51				

Compound	Col	Mr	Fit:	RF1	RF2	RF3	RF4	RF5	RF6	RF7	RF8	RF9	AvgRf	RT	Corr1	Corr2	%Rsd		Calibration Level Concentrations Lvl1	Lvl2	Lvl3	Lvl4	Lvl5	Lvl6	Lvl7	Lvl8	Lvl9
1,4-Dioxane	1	0	Qua	1.0917	1.4017	1.3017	1.0133	1.0526	1.0340	1.0796	1.0831	1.5749	1.18	2.77	0.999	0.999	17		50.00	2.00	10.00	20.00	80.00	120.0	160.0	196.0	0.50
Pyridine	1	0	Avg	3.2141	3.5040	3.6489	2.8874	3.1430	3.0391	3.2778	3.1649	-----	3.23	3.23	0.998	0.999	7.6		50.00	2.00	10.00	20.00	80.00	120.0	160.0	196.0	
N-Nitrosodimethylamin	1	0	Avg	1.8011	1.7888	1.9803	1.6357	1.7575	1.7376	1.8703	1.8156	-----	1.80	3.16	0.999	0.999	5.6		50.00	2.00	10.00	20.00	80.00	120.0	160.0	196.0	
2-Fluorophenol	1	0	Avg	2.6405	2.8669	3.0123	2.3922	2.6886	2.6743	2.9139	2.8051	-----	2.75	4.74	0.998	0.998	7.0		50.00	2.00	10.00	20.00	80.00	120.0	160.0	196.0	
Benzaldehyde	1	0	Qua	1.7174	2.0491	2.1819	1.7714	1.5394	1.0698	-----	-----	-----	1.72	5.56	0.916	0.996	23	0.01	50.00	2.00	10.00	20.00	80.00	120.0			
Aniline	1	0	Qua	4.3945	3.7763	4.3777	3.9914	4.4542	4.4263	4.0028	4.2291	4.7414	4.27	5.65	0.997	0.998	6.9		50.00	2.00	10.00	20.00	80.00	120.0	160.0	196.0	0.50
Pentachloroethane	1	0	Avg	0.9836	1.0181	1.1342	0.9713	0.9969	0.9983	1.1050	1.0629	-----	1.03	5.70	0.997	0.998	5.8	0.05	50.00	2.00	10.00	20.00	80.00	120.0	160.0	196.0	
bis(2-Chloroethyl)ether	1	0	Qua	2.8196	3.3704	3.2932	2.7020	2.8472	2.7971	3.0804	2.9757	4.5532	3.16	5.71	0.998	0.998	18	0.70	50.00	2.00	10.00	20.00	80.00	120.0	160.0	196.0	0.50
Phenol-d5	1	0	Avg	3.5914	4.1342	4.0474	3.4367	3.6388	3.5719	3.8895	3.7499	-----	3.76	5.61	0.998	0.998	6.5		50.00	2.00	10.00	20.00	80.00	120.0	160.0	196.0	
Phenol	1	0	Avg	4.0965	4.6934	4.7350	3.8817	4.1955	4.1766	4.4554	4.3103	-----	4.32	5.63	0.999	0.999	6.8	0.80	50.00	2.00	10.00	20.00	80.00	120.0	160.0	196.0	
2-Chlorophenol	1	0	Avg	3.0594	3.5168	3.5294	2.9383	3.1565	3.1997	3.6367	3.5447	-----	3.32	5.76	0.995	0.998	7.9	0.80	50.00	2.00	10.00	20.00	80.00	120.0	160.0	196.0	
N-Decane	1	0	Avg	2.7236	3.4654	3.3385	2.6745	2.6894	2.6969	2.7028	2.5515	-----	2.86	5.81	0.998	0.999	12	0.05	50.00	2.00	10.00	20.00	80.00	120.0	160.0	196.0	
1,3-Dichlorobenzene	1	0	Avg	3.3909	4.4802	4.1165	3.3266	3.4502	3.4746	4.0531	4.0419	-----	3.79	5.90	0.992	0.998	11		50.00	2.00	10.00	20.00	80.00	120.0	160.0	196.0	
1,4-Dichlorobenzene	1	0	Avg	1.5379	1.8505	1.3482	1.4090	1.5140	1.5541	1.5155	1.5059	-----	1.53	5.95	1.00	1.00	9.6		50.00	2.00	10.00	20.00	80.00	120.0	160.0	196.0	
1,2-Dichlorobenzene	1	0	Avg	1.4548	1.6687	1.2704	1.3332	1.4469	1.5049	1.5101	1.4848	-----	1.46	6.08	1.00	1.00	8.2		50.00	2.00	10.00	20.00	80.00	120.0	160.0	196.0	
Benzyl alcohol	1	0	Avg	0.9190	1.0993	0.7389	0.8240	0.9050	0.9197	0.8750	0.8442	-----	0.891	6.05	0.998	0.998	12		50.00	2.00	10.00	20.00	80.00	120.0	160.0	196.0	
bis(2-chloroisopropyl)e	1	0	Avg	1.5708	1.9392	1.4058	1.4322	1.5118	1.5180	1.2961	1.2607	-----	1.49	6.17	0.986	0.997	14	0.01	50.00	2.00	10.00	20.00	80.00	120.0	160.0	196.0	
2-Methylphenol	1	0	Avg	1.2547	1.3546	1.0243	1.1167	1.2387	1.3155	1.1472	1.0857	1.7520	1.25	6.14	0.994	0.996	17	0.70	50.00	2.00	10.00	20.00	80.00	120.0	160.0	196.0	0.50
Acetophenone	1	0	Avg	1.9242	2.2200	1.6326	1.7305	1.9018	1.9320	1.5752	1.4914	-----	1.80	6.26	0.986	0.995	13	0.01	50.00	2.00	10.00	20.00	80.00	120.0	160.0	196.0	
Hexachloroethane	1	0	Avg	0.5839	0.7242	0.4937	0.5249	0.5826	0.6155	0.5634	0.5544	-----	0.580	6.36	0.996	0.998	12	0.30	50.00	2.00	10.00	20.00	80.00	120.0	160.0	196.0	
N-Nitroso-di-n-propyla	1	0	Qua	1.0590	1.1432	0.8603	0.9476	1.0308	0.9378	0.6988	-----	1.5062	1.02	6.26	0.973	0.991	23	0.50	50.00	2.00	10.00	20.00	80.00	120.0	160.0		0.50
3&4-Methylphenol	1	0	Avg	1.3395	1.5168	1.0927	1.1985	1.3441	1.3907	1.2099	1.1333	1.6328	1.32	6.26	0.987	0.997	14		50.00	2.00	10.00	20.00	80.00	120.0	160.0	196.0	0.50
Nitrobenzene-d5	1	0	Avg	0.1590	0.1453	0.1237	0.1403	0.1636	0.1707	0.1583	0.1549	-----	0.152	6.39	0.997	0.999	9.8		25.00	1.00	5.00	10.00	40.00	60.00	80.00	98.00	
Nitrobenzene	1	0	Avg	0.3911	0.3996	0.3110	0.3388	0.3832	0.3805	0.3470	0.3336	-----	0.361	6.40	0.993	0.999	8.9	0.20	50.00	2.00	10.00	20.00	80.00	120.0	160.0	196.0	
Isophorone	1	0	Avg	0.6914	0.7523	0.5717	0.6068	0.6776	0.6734	0.5984	0.5604	-----	0.642	6.59	0.987	0.999	10	0.40	50.00	2.00	10.00	20.00	80.00	120.0	160.0	196.0	
2-Nitrophenol	1	0	Avg	0.1853	0.1579	0.1345	0.1565	0.1862	0.1902	0.2101	0.1977	-----	0.177	6.65	0.996	0.998	14	0.10	50.00	2.00	10.00	20.00	80.00	120.0	160.0	196.0	
2,4-Dimethylphenol	1	0	Avg	0.3766	0.4211	0.3099	0.3380	0.3748	0.3877	0.3208	0.2919	0.4903	0.368	6.68	0.974	0.995	17	0.20	50.00	2.00	10.00	20.00	80.00	120.0	160.0	196.0	0.50
Benzoic Acid	1	0	Qua	0.2750	-----	0.1328	0.1965	0.3225	0.3477	0.3485	0.3289	-----	0.279	6.74	0.997	0.997	30		50.00		10.00	20.00	80.00	120.0	160.0	196.0	
bis(2-Chloroethoxy)me	1	0	Avg	0.4061	0.4413	0.3441	0.3560	0.3929	0.3971	0.3850	0.3743	-----	0.387	6.76	0.999	1.00	7.8	0.30	50.00	2.00	10.00	20.00	80.00	120.0	160.0	196.0	
2,4-Dichlorophenol	1	0	Avg	0.3179	0.3268	0.2602	0.2857	0.3214	0.3233	0.3336	0.3434	0.4415	0.328	6.84	0.999	1.00	15	0.20	50.00	2.00	10.00	20.00	80.00	120.0	160.0	196.0	0.50
1,2,4-Trichlorobenzen	1	0	Avg	0.3515	0.4295	0.2945	0.3130	0.3483	0.3538	0.3628	0.3688	-----	0.353	6.91	0.999	1.00	11		50.00	2.00	10.00	20.00	80.00	120.0	160.0	196.0	
Naphthalene	1	0	Qua	1.1176	1.2717	0.9548	0.9976	1.0972	1.1412	1.0973	1.0595	1.7156	1.16	6.98	0.998	0.999	19	0.70	50.00	2.00	10.00	20.00	80.00	120.0	160.0	196.0	0.50
4-Chloroaniline	1	0	Qua	0.4121	0.3566	0.3011	0.3532	0.3985	0.3745	0.2809	0.2667	0.6781	0.380	7.01	0.968	0.990	32	0.01	50.00	2.00	10.00	20.00	80.00	120.0	160.0	196.0	0.50
Hexachlorobutadiene	1	0	Avg	0.2315	0.2618	0.1964	0.2007	0.2293	0.2428	0.2397	0.2394	-----	0.230	7.07	1.00	1.00	9.5	0.01	50.00	2.00	10.00	20.00	80.00	120.0	160.0	196.0	
Caprolactam	1	0	Avg	0.1204	0.1141	0.0953	0.1077	0.1175	0.1161	0.1273	0.1257	-----	0.116	7.28	0.998	0.999	8.9	0.01	50.00	2.00	10.00	20.00	80.00	120.0	160.0	196.0	
4-Chloro-3-methylphe	1	0	Avg	0.3258	0.3226	0.2677	0.2948	0.3255	0.3258	0.3301	0.3246	-----	0.315	7.37	1.00	1.00	7.0	0.20	50.00	2.00	10.00	20.00	80.00	120.0	160.0	196.0	
2-Methylnaphthalene	1	0	Avg	0.7894	0.8617	0.6691	0.7074	0.7811	0.7902	0.8216	0.7872	-----	0.776	7.52	0.999	0.999	7.9	0.40	50.00	2.00	10.00	20.00	80.00	120.0	160.0	196.0	
1-Methylnaphthalene	1	0	Avg	0.7342	0.8514	0.6333	0.6612	0.7210	0.7488	0.7607	0.7197	-----	0.729	7.60	0.998	0.999	9.0	0.40	50.00	2.00	10.00	20.00	80.00	120.0	160.0	196.0	
Methylnaphthalenes (	1	0	Avg	0.7613	0.8565	0.6512	0.6832	0.7503	0.7687	0.7905	0.7533	-----	0.752	7.52	0.999	0.999	8.4		100.0	4.00	20.00	40.00	160.0	240.0	320.0	392.0	
1,1'-Biphenyl	1	0	Avg	0.9628	1.0905	0.8093	0.8592	0.9643	1.0111	1.0614	1.0468	-----	0.976	7.90	0.999	0.999	10	0.01	50.00	2.00	10.00	20.00	80.00	120.0	160.0	196.0	
1,2,4,5-Tetrachloroben	1	0	Avg	0.6174	0.6667	0.5254	0.5459	0.5970	0.5382	0.5490	0.5726	-----	0.577	7.65	0.997	0.997	8.3	0.01	50.00	2.00	10.00	20.00	80.00	120.0	160.0	196.0	

Flags
a - failed the min rf criteria
c - failed the minimum correlation coeff criteria(if applicable)

Note: Avg Rsd: 12.4
Corr 1 = Correlation Coefficient for linear Eq.
Corr 2 = Correlation Coefficient for quad Eq.
Fit = Indicates whether Avg RF, Linear, or Quadratic Curve was used for compound.

7062915 0270

7062915 0271

Form 6
Initial Calibration

Method: EPA 8270D

Instrument: GCMS_9

Level #:	Data File:	Cal Identifier:	Analysis Date/Time	Level #:	Data File:	Cal Identifier:	Analysis Date/Time
1	9M78605.D	CAL BNA@50PPM	06/06/17 10:34	2	9M78612.D	CAL BNA@2PPM	06/06/17 13:28
3	9M78606.D	CAL BNA@10PPM	06/06/17 10:58	4	9M78611.D	CAL BNA@20PPM	06/06/17 13:05
5	9M78610.D	CAL BNA@80PPM	06/06/17 12:42	6	9M78609.D	CAL BNA@120PPM	06/06/17 12:19
7	9M78608.D	CAL BNA@160PPM	06/06/17 11:56	8	9M78607.D	CAL BNA@196PPM	06/06/17 11:33
9	9M78613.D	CAL BNA@0.5PPM	06/06/17 13:51				

Compound	Col	Mr	Fit:	RF1	RF2	RF3	RF4	RF5	RF6	RF7	RF8	RF9	AvgRf	RT	Corr1	Corr2	%Rsd		Calibration Level Concentrations Lvl1	Lvl2	Lvl3	Lvl4	Lvl5	Lvl6	Lvl7	Lvl8	Lvl9
Hexachlorocyclopenta	1	0	Avg	0.3821	0.2512	0.2513	0.2927	0.3923	0.3629	0.4047	0.4146	-----	0.344	7.64	0.995	0.997	20	0.05	50.00	2.00	10.00	20.00	80.00	120.0	160.0	196.0	
2,4,6-Trichlorophenol	1	0	Avg	0.4130	0.3925	0.3398	0.3416	0.3808	0.3384	0.3765	0.3963	-----	0.372	7.74	0.993	0.995	7.8	0.20	50.00	2.00	10.00	20.00	80.00	120.0	160.0	196.0	
2,4,5-Trichlorophenol	1	0	Avg	0.3953	0.3906	0.2850	0.3578	0.3977	0.3612	0.3516	0.3846	-----	0.366	7.77	0.996	0.997	10	0.20	50.00	2.00	10.00	20.00	80.00	120.0	160.0	196.0	
2-Fluorobiphenyl	1	0	Avg	1.3244	1.6109	1.1502	1.2117	1.2749	1.1515	1.2053	1.2823	-----	1.28	7.80	0.997	0.998	12		25.00	1.00	5.00	10.00	40.00	60.00	80.00	98.00	
2-Chloronaphthalene	1	0	Avg	1.1575	1.3069	0.9815	1.0109	1.0930	1.0767	1.0859	1.1118	-----	1.10	7.92	0.999	0.999	9.0	0.80	50.00	2.00	10.00	20.00	80.00	120.0	160.0	196.0	
1,4-Dimethylnaphthale	1	0	Avg	0.9875	1.0468	0.8063	0.8432	1.0007	0.9233	0.9381	0.9183	-----	0.933	8.21	0.998	0.998	8.6		50.00	2.00	10.00	20.00	80.00	120.0	160.0	196.0	
Dimethylnaphthalenes	1	0	Avg	0.9875	1.0468	0.8063	0.8432	1.0007	0.9233	0.9381	0.9183	-----	0.933	8.21	0.998	0.998	8.6		50.00	2.00	10.00	20.00	80.00	120.0	160.0	196.0	
Diphenyl Ether	1	0	Avg	0.8355	0.8905	0.6884	0.7267	0.8130	0.7798	0.7100	0.7591	-----	0.775	7.98	0.995	0.996	8.8		50.00	2.00	10.00	20.00	80.00	120.0	160.0	196.0	
2-Nitroaniline	1	0	Qua	0.4194	0.3614	0.3113	0.3529	0.4032	0.3275	0.3299	0.3365	-----	0.355	7.99	0.990	0.993	11	0.01	50.00	2.00	10.00	20.00	80.00	120.0	160.0	196.0	
Coumarin	1	0	Avg	0.4689	0.4971	0.3846	0.4127	0.4529	0.4411	0.4494	0.4448	-----	0.444	8.18	1.00	1.00	7.6		50.00	2.00	10.00	20.00	80.00	120.0	160.0	196.0	
Acenaphthylene	1	0	Avg	1.8912	2.0379	1.5181	1.6267	1.9410	1.7963	1.7774	1.7674	-----	1.79	8.28	0.998	0.998	9.3	0.90	50.00	2.00	10.00	20.00	80.00	120.0	160.0	196.0	
Dimethylphthalate	1	0	Avg	1.3290	1.5765	1.1295	1.1814	1.2746	1.2533	1.2959	1.3152	-----	1.29	8.14	0.999	1.00	10	0.01	50.00	2.00	10.00	20.00	80.00	120.0	160.0	196.0	
2,6-Dinitrotoluene	1	0	Qua	0.3122	0.2274	0.2370	0.2594	0.3179	0.3219	0.3304	0.3230	-----	0.291	8.20	1.00	1.00	15	0.20	50.00	2.00	10.00	20.00	80.00	120.0	160.0	196.0	
Acenaphthene	1	0	Avg	1.2049	1.3128	1.0011	1.0414	1.1960	1.1736	1.1499	1.1322	-----	1.15	8.44	0.999	1.00	8.5	0.90	50.00	2.00	10.00	20.00	80.00	120.0	160.0	196.0	
3-Nitroaniline	1	0	Qua	0.3170	0.2664	0.2309	0.2711	0.3145	0.2795	0.2509	0.2493	-----	0.272	8.34	0.987	0.997	11	0.01	50.00	2.00	10.00	20.00	80.00	120.0	160.0	196.0	
2,4-Dinitrophenol	1	0	Qua	0.1354	-----	0.0319	0.0618	0.1578	0.1811	0.2020	0.1985	-----	0.138	8.44	0.992	0.997	49	0.01	50.00		10.00	20.00	80.00	120.0	160.0	196.0	
Dibenzofuran	1	0	Qua	1.6992	2.0581	1.4362	1.4976	1.6472	1.6497	1.7071	1.6732	2.5877	1.77	8.59	0.999	0.999	20	0.80	50.00	2.00	10.00	20.00	80.00	120.0	160.0	196.0	0.50
2,4-Dinitrotoluene	1	0	Qua	0.4130	0.3034	0.3008	0.3422	0.4013	0.4077	0.4346	0.4373	-----	0.380	8.55	0.998	0.999	15	0.20	50.00	2.00	10.00	20.00	80.00	120.0	160.0	196.0	
4-Nitrophenol	1	0	Qua	0.2801	0.1495	0.1796	0.2250	0.2740	0.2196	0.2011	0.1901	-----	0.215	8.47	0.975	0.993	21	0.01	50.00	2.00	10.00	20.00	80.00	120.0	160.0	196.0	
2,3,4,6-Tetrachlorophe	1	0	Avg	0.3912	0.3878	0.3063	0.3515	0.3829	0.3626	0.3591	0.3776	-----	0.365	8.70	0.998	0.998	7.6	0.01	50.00	2.00	10.00	20.00	80.00	120.0	160.0	196.0	
Fluorene	1	0	Avg	1.4366	1.7871	1.1746	1.2572	1.4163	1.3802	1.4092	1.4791	-----	1.42	8.92	0.998	0.999	13	0.90	50.00	2.00	10.00	20.00	80.00	120.0	160.0	196.0	
4-Chlorophenyl-phenyl	1	0	Qua	0.7355	0.9499	0.6089	0.6412	0.7092	0.6564	0.7655	0.8112	-----	0.735	8.91	0.990	0.996	15	0.40	50.00	2.00	10.00	20.00	80.00	120.0	160.0	196.0	
Diethylphthalate	1	0	Avg	1.3476	1.6141	1.1384	1.1838	1.2911	1.1731	1.2024	1.2771	-----	1.28	8.78	0.996	0.997	12	0.01	50.00	2.00	10.00	20.00	80.00	120.0	160.0	196.0	
4-Nitroaniline	1	0	Qua	0.3706	0.3106	0.2679	0.3034	0.3652	0.3501	0.3416	0.3646	-----	0.334	8.91	0.998	0.998	11	0.01	50.00	2.00	10.00	20.00	80.00	120.0	160.0	196.0	
Atrazine	1	0	Avg	0.3937	0.4400	0.3120	0.3446	0.3827	0.3465	0.3894	0.4153	-----	0.378	9.54	0.989	0.994	11	0.01	50.00	2.00	10.00	20.00	80.00	120.0	160.0	196.0	
4,6-Dinitro-2-methylph	1	0	Qua	0.1110	-----	0.0391	0.0667	0.1242	0.1456	0.1390	0.1424	-----	0.110	8.94	0.997	0.997	38	0.01	50.00		10.00	20.00	80.00	120.0	160.0	196.0	
n-Nitrosodiphenylamin	1	0	Avg	0.6517	0.6870	0.5390	0.5517	0.6578	0.7934	0.6589	0.6546	-----	0.649	9.01	0.991	0.991	12	0.01	50.00	2.00	10.00	20.00	80.00	120.0	160.0	196.0	
2,4,6-Tribromophenol	1	0	Qua	0.1181	0.1024	0.0900	0.0984	0.1238	0.1656	0.1456	0.1507	-----	0.124	9.15	0.990	0.990	22		50.00	2.00	10.00	20.00	80.00	120.0	160.0	196.0	
1,2-Diphenylhydrazine	1	0	Avg	0.7573	0.6947	0.6206	0.6515	0.7290	0.6832	0.5654	0.5788	-----	0.660	9.06	0.986	0.996	10		50.00	2.00	10.00	20.00	80.00	120.0	160.0	196.0	
4-Bromophenyl-phenyl	1	0	Avg	0.2419	0.2717	0.1919	0.2102	0.2395	0.2600	0.2821	0.2762	-----	0.247	9.39	0.997	0.998	13	0.10	50.00	2.00	10.00	20.00	80.00	120.0	160.0	196.0	
Hexachlorobenzene	1	0	Avg	0.2574	0.3314	0.2136	0.2204	0.2559	0.2731	0.2542	0.2571	-----	0.258	9.47	0.988	0.993	14	0.10	50.00	2.00	10.00	20.00	80.00	120.0	160.0	196.0	
N-Octadecane	1	0	Avg	0.3734	0.3486	0.2973	0.3181	0.3576	0.3643	0.2924	0.2845	-----	0.330	9.73	0.974	0.994	11	0.05	50.00	2.00	10.00	20.00	80.00	120.0	160.0	196.0	
Pentachlorophenol	1	0	Qua	0.1558	-----	0.0872	0.1175	0.1606	0.1739	0.1667	0.1694	-----	0.147	9.66	0.999	0.999	22	0.05	50.00		10.00	20.00	80.00	120.0	160.0	196.0	
Phenanthrene	1	0	Avg	1.0944	1.2403	0.9077	0.9540	1.0857	1.1788	1.1378	1.1133	-----	1.09	9.90	0.999	0.999	10	0.70	50.00	2.00	10.00	20.00	80.00	120.0	160.0	196.0	
Anthracene	1	0	Avg	1.1716	1.2336	0.9133	0.9992	1.1486	1.3470	1.1782	1.1095	-----	1.14	9.95	0.988	0.993	12	0.70	50.00	2.00	10.00	20.00	80.00	120.0	160.0	196.0	
Carbazole	1	0	Avg	1.0122	1.0188	0.8124	0.8614	0.9919	1.1175	1.0302	0.9809	-----	0.978	10.12	0.994	0.996	9.9	0.01	50.00	2.00	10.00	20.00	80.00	120.0	160.0	196.0	
Di-n-butylphthalate	1	0	Qua	1.1941	0.9966	0.8702	0.9840	1.1616	1.2160	1.1164	1.1000	1.2296	1.10	10.50	0.997	0.997	11	0.01	50.00	2.00	10.00	20.00	80.00	120.0	160.0	196.0	0.50
Fluoranthene	1	0	Avg	1.2650	1.2302	0.9769	1.0721	1.2613	1.3312	1.2520	1.2317	-----	1.20	11.23	0.998	0.999	9.7	0.60	50.00	2.00	10.00	20.00	80.00	120.0	160.0	196.0	
Pyrene	1	0	Avg	1.0700	1.1880	0.8805	0.9168	1.0368	1.0707	0.9649	0.9631	-----	1.01	11.50	0.995	0.998	9.8	0.60	50.00	2.00	10.00	20.00	80.00	120.0	160.0	196.0	
Benzidine	1	0	Qua	0.4116	0.1660	0.2214	0.3130	0.3818	0.2881	-----	-----	-----	0.297	11.38	0.948	0.993	31		50.00	2.00	10.00	20.00	80.00	120.0			
Terphenyl-d14	1	0	Avg	0.5689	0.6151	0.4555	0.4813	0.5518	0.5672	0.5442	0.5665	-----	0.544	11.68	0.999	0.999	9.5		25.00	1.00	5.00	10.00	40.00	60.00	80.00	96.00	

Flags
a - failed the min rf criteria
c - failed the minimum correlation coeff criteria(if applicable)

Note: Avg Rsd: 12.4
Corr 1 = Correlation Coefficient for linear Eq.
Corr 2 = Correlation Coefficient for quad Eq.
Fit = Indicates whether Avg RF, Linear, or Quadratic Curve was used for compound.

7062915 0272

Method: EPA 8270D

Form 6
Initial Calibration

Instrument: GCMS_9

Level #:	Data File:	Cal Identifier:	Analysis Date/Time	Level #:	Data File:	Cal Identifier:	Analysis Date/Time
1	9M78605.D	CAL BNA@50PPM	06/06/17 10:34	2	9M78612.D	CAL BNA@2PPM	06/06/17 13:28
3	9M78606.D	CAL BNA@10PPM	06/06/17 10:58	4	9M78611.D	CAL BNA@20PPM	06/06/17 13:05
5	9M78610.D	CAL BNA@80PPM	06/06/17 12:42	6	9M78609.D	CAL BNA@120PPM	06/06/17 12:19
7	9M78608.D	CAL BNA@160PPM	06/06/17 11:56	8	9M78607.D	CAL BNA@196PPM	06/06/17 11:33
9	9M78613.D	CAL BNA@0.5PPM	06/06/17 13:51				

Compound	Col	Mr	Fit:	RF1	RF2	RF3	RF4	RF5	RF6	RF7	RF8	RF9	AvgRf	RT	Corr1	Corr2	%Rsd		Calibration Level Concentrations Lvl1	Lvl2	Lvl3	Lvl4	Lvl5	Lvl6	Lvl7	Lvl8	Lvl9
4,4'-DDE	1	0	Avg	0.2405	0.2568	0.1910	0.2009	0.2375	0.2453	0.2143	0.2190	-----	0.226	11.61	0.994	0.997	10		50.00	2.00	10.00	20.00	80.00	120.0	160.0	196.0	
4,4'-DDD	1	0	Avg	0.4311	0.4049	0.3289	0.3636	0.4287	0.4391	0.3749	0.3741	-----	0.393	12.01	0.993	0.996	9.9		50.00	2.00	10.00	20.00	80.00	120.0	160.0	196.0	
Butylbenzylphthalate	1	0	Avg	0.4277	0.3488	0.3151	0.3484	0.4206	0.4178	0.3459	0.3463	-----	0.371	12.26	0.989	0.995	12	0.01	50.00	2.00	10.00	20.00	80.00	120.0	160.0	196.0	
4,4'-DDT	1	0	Avg	0.3604	-----	0.2152	0.2694	0.3700	0.3961	0.3630	0.3669	-----	0.334	12.37	0.996	0.998	20		50.00		10.00	20.00	80.00	120.0	160.0	196.0	
3,3'-Dichlorobenzidine	1	0	Qua	0.3303	0.2762	0.2331	0.2535	0.3017	0.2650	0.2056	0.1966	-----	0.258	12.88	0.938	0.992	18	0.01	50.00	2.00	10.00	20.00	80.00	120.0	160.0	196.0	
Benzo[a]anthracene	1	0	Avg	1.0548	1.1844	0.8784	0.9217	1.0281	1.0512	0.9552	0.9548	-----	1.00	12.92	0.996	0.999	9.6	0.80	50.00	2.00	10.00	20.00	80.00	120.0	160.0	196.0	
Chrysene	1	0	Avg	1.0360	1.1641	0.8081	0.8397	1.0355	1.1802	0.9488	0.8752	-----	0.986	12.96	0.970	0.989	14	0.70	50.00	2.00	10.00	20.00	80.00	120.0	160.0	196.0	
bis(2-Ethylhexyl)phthal	1	0	Qua	0.6414	0.4744	0.4547	0.5069	0.6369	0.6927	0.5488	0.5199	-----	0.560	12.96	0.984	0.990	16	0.01	50.00	2.00	10.00	20.00	80.00	120.0	160.0	196.0	
Di-n-octylphthalate	1	0	Qua	1.0749	0.7715	0.6973	0.8488	1.1047	1.1626	1.0204	1.0117	-----	0.962	13.71	0.994	0.995	18	0.01	50.00	2.00	10.00	20.00	80.00	120.0	160.0	196.0	
Benzo[b]fluoranthene	1	0	Avg	1.1372	1.1647	0.8249	0.9792	1.1157	1.2212	1.1469	1.1571	-----	1.09	14.14	0.997	0.998	12	0.70	50.00	2.00	10.00	20.00	80.00	120.0	160.0	196.0	
Benzo[k]fluoranthene	1	0	Avg	1.1577	1.2752	0.9901	1.0418	1.1866	1.1898	1.3590	1.3254	-----	1.19	14.17	0.995	0.998	11	0.70	50.00	2.00	10.00	20.00	80.00	120.0	160.0	196.0	
Benzo[a]pyrene	1	0	Avg	1.0951	1.0787	0.8695	0.9204	1.0900	1.1491	1.0938	1.1031	-----	1.05	14.51	0.999	0.999	9.4	0.70	50.00	2.00	10.00	20.00	80.00	120.0	160.0	196.0	
Indeno[1,2,3-cd]pyren	1	0	Avg	1.2705	1.2899	0.9904	1.0499	1.2823	1.3577	1.2943	1.2855	-----	1.23	15.95	0.998	0.998	11	0.50	50.00	2.00	10.00	20.00	80.00	120.0	160.0	196.0	
Dibenzo[a,h]anthracen	1	0	Qua	1.0720	1.0451	0.8093	0.8991	1.0875	1.1591	1.2123	1.2198	-----	1.06	15.97	0.998	1.00	14	0.40	50.00	2.00	10.00	20.00	80.00	120.0	160.0	196.0	
Benzo[g,h,i]perylene	1	0	Avg	1.0590	1.2051	0.8652	0.8900	1.0797	1.1052	1.0082	1.0167	-----	1.03	16.35	0.997	0.998	11	0.50	50.00	2.00	10.00	20.00	80.00	120.0	160.0	196.0	

Flags
a - failed the min rf criteria
c - failed the minimum correlation coeff criteria(if applicable)

Note: Avg Rsd: 12.4
Corr 1 = Correlation Coefficient for linear Eq.
Corr 2 = Correlation Coefficient for quad Eq.
Fit = Indicates whether Avg RF, Linear, or Quadratic Curve was used for compound.

Form7

Continuing Calibration

Calibration Name: CAL BNA@50PPM **Data File:** 7M85186.D **Instrument:** GCMS 7

Cont Calibration Date/Time 7/3/2017 9:03:00 A Method: EPA 8270D

TxtCompd:	Col#	Multi Num	Type	RT	Conc	Conc Exp	Lo Lim	MIN RF	Initial RF	RF	%Diff	Flag
1,4-Dioxane-d8(INT)	1	0	I	2.51	40.00	40	**			0.000	0.00	
1,4-Dioxane	1	0		2.55	46.14	50	**		1.162	0.957	7.71	
Pyridine	1	0		3.01	50.85	50	**		2.849	2.898	1.70	
N-Nitrosodimethylamine	1	0		2.93	51.14	50	**		1.652	1.690	2.28	
2-Fluorophenol	1	0	S	4.59	51.54	50	**		2.402	2.477	3.09	
Benzaldehyde	1	0		5.40	40.71	50	20	0.01	1.348	1.098	18.58	
Aniline	1	0		5.49	56.03	50	**		3.383	3.791	12.06	
Pentachloroethane	1	0		5.54	52.02	50	**	0.05	0.813	0.845	4.03	
bis(2-Chloroethyl)ether	1	0		5.55	48.86	50	20	0.7	2.640	2.476	2.29	
Phenol-d5	1	0	S	5.47	50.96	50	**		3.139	3.200	1.92	
Phenol	1	0		5.48	51.01	50	20	0.8	3.494	3.565	2.03	
2-Chlorophenol	1	0		5.60	51.24	50	20	0.8	2.654	2.720	2.48	
N-Decane	1	0		5.64	57.44	50	**	0.05	2.121	2.437	14.88	
1,3-Dichlorobenzene	1	0		5.73	50.64	50	**		2.824	2.860	1.28	
1,4-Dichlorobenzene-d4	1	0	I	5.78	40.00	40	**			0.000	0.00	
1,4-Dichlorobenzene	1	0		5.79	51.60	50	20		1.524	1.573	3.21	
1,2-Dichlorobenzene	1	0		5.92	52.31	50	**		1.433	1.499	4.63	
Benzyl alcohol	1	0		5.89	47.42	50	**		0.899	0.853	5.16	
bis(2-chloroisopropyl)ether	1	0		6.00	59.14	50	20	0.01	1.407	1.664	18.29	
2-Methylphenol	1	0		5.99	51.82	50	20	0.7	1.315	1.363	3.64	
Acetophenone	1	0		6.10	50.91	50	20	0.01	1.683	1.714	1.82	
Hexachloroethane	1	0		6.19	54.06	50	20	0.3	0.530	0.574	8.13	
N-Nitroso-di-n-propylamine	1	0		6.10	57.09	50	20	0.5	0.904	1.009	14.18	
3&4-Methylphenol	1	0		6.11	52.60	50	20		1.302	1.369	5.21	
Naphthalene-d8	1	0	I	6.78	40.00	40	**			0.000	0.00	
Nitrobenzene-d5	1	0	S	6.22	25.95	25	**		0.163	0.169	3.80	
Nitrobenzene	1	0		6.24	56.52	50	20	0.2	0.330	0.373	13.03	
Isophorone	1	0		6.42	55.47	50	20	0.4	0.607	0.673	10.93	
2-Nitrophenol	1	0		6.49	53.40	50	20	0.1	0.184	0.196	6.80	
2,4-Dimethylphenol	1	0		6.52	52.66	50	20	0.2	0.343	0.362	5.32	
Benzoic Acid	1	0		6.59	43.85	50	**		0.168	0.161	12.30	
bis(2-Chloroethoxy)methane	1	0		6.58	53.17	50	20	0.3	0.396	0.421	6.35	
2,4-Dichlorophenol	1	0		6.68	52.65	50	20	0.2	0.304	0.320	5.31	
1,2,4-Trichlorobenzene	1	0		6.74	53.02	50	**		0.321	0.341	6.04	
Naphthalene	1	0		6.80	50.89	50	20	0.7	1.104	1.060	1.78	
4-Chloroaniline	1	0		6.84	65.46	50	20	0.01	0.315	0.435	30.93	C1
Hexachlorobutadiene	1	0		6.89	54.75	50	20	0.01	0.173	0.189	9.50	
Caprolactam	1	0		7.10	47.77	50	20	0.01	0.116	0.111	4.47	
4-Chloro-3-methylphenol	1	0		7.20	53.98	50	20	0.2	0.287	0.309	7.95	
2-Methylnaphthalene	1	0		7.33	52.48	50	**	0.4	0.735	0.771	4.96	
1-Methylnaphthalene	1	0		7.41	52.00	50	**	0.4	0.681	0.708	4.00	
Methylnaphthalenes	1	0		7.33	104.47	100	**			0.739	4.47	
1,1'-Biphenyl	1	0		7.70	51.80	50	20	0.01	0.866	0.897	3.60	
Acenaphthene-d10	1	0	I	8.21	40.00	40	**			0.000	0.00	
1,2,4,5-Tetrachlorobenzene	1	0		7.47	49.30	50	20	0.01	0.523	0.515	1.40	
Hexachlorocyclopentadiene	1	0		7.46	4.06	50	20	0.05	0.223	0.021	91.87	C1
2,4,6-Trichlorophenol	1	0		7.56	51.91	50	20	0.2	0.358	0.372	3.82	
2,4,5-Trichlorophenol	1	0		7.59	53.78	50	20	0.2	0.371	0.399	7.57	
2-Fluorobiphenyl	1	0	S	7.62	26.21	25	**		1.291	1.353	4.86	
2-Chloronaphthalene	1	0		7.73	53.14	50	20	0.8	1.103	1.172	6.29	
1,4-Dimethylnaphthalene	1	0		8.01	54.57	50	**		0.886	0.967	9.15	
Dimethylnaphthalenes	1	0		8.01	54.57	50	20			0.967	9.15	

S-Surrogate Compound I-Internal Standard Compound

N/O or N/Q - Not applicable for this run C1-Compound %Diff exceeds limits ** - No limit specified in method

Note: 8260/8270 limits are compared against the %DIFF/R.F. 625 limits are compared against the %DIFF.

624 limits are compared against the concentration found. 524.2 limits are compared against the %DIFF

Form7

Continuing Calibration

Calibration Name: CAL BNA@50PPM **Data File:** 7M85186.D **Instrument:** GCMS 7

Cont Calibration Date/Time 7/3/2017 9:03:00 A Method: EPA 8270D

TxtCompd:	Col#	Multi Num	Type	RT	Conc	Conc Exp	Lo Lim	MIN RF	Initial RF	RF	%Diff	Flag
Diphenyl Ether	1	0		7.79	49.31	50	**		0.763	0.753	1.37	
2-Nitroaniline	1	0		7.80	63.31	50	20	0.01	0.322	0.408	26.62	C1
Coumarin	1	0		7.99	52.73		**		0.460			
Acenaphthylene	1	0		8.09	52.14	50	20	0.9	1.718	1.792	4.28	
Dimethylphthalate	1	0		7.95	53.22	50	20	0.01	1.236	1.316	6.45	
2,6-Dinitrotoluene	1	0		8.01	55.04	50	20	0.2	0.279	0.307	10.07	
Acenaphthene	1	0		8.24	52.77	50	20	0.9	1.085	1.145	5.54	
3-Nitroaniline	1	0		8.16	53.96	50	20	0.01	0.284	0.340	7.92	
2,4-Dinitrophenol	1	0		8.26	29.53	50	20	0.01	0.105	0.068	40.94	C1
Dibenzofuran	1	0		8.39	51.05	50	20	0.8	1.731	1.671	2.10	
2,4-Dinitrotoluene	1	0		8.37	54.11	50	20	0.2	0.371	0.401	8.23	
4-Nitrophenol	1	0		8.29	50.66	50	20	0.01	0.202	0.204	1.32	
2,3,4,6-Tetrachlorophenol	1	0		8.50	53.16	50	20	0.01	0.304	0.323	6.33	
Fluorene	1	0		8.71	52.88	50	20	0.9	1.293	1.367	5.76	
4-Chlorophenyl-phenylether	1	0		8.70	52.30	50	20	0.4	0.630	0.659	4.61	
Diethylphthalate	1	0		8.58	54.23	50	20	0.01	1.203	1.305	8.46	
4-Nitroaniline	1	0		8.72	55.51	50	20	0.01	0.333	0.369	11.03	
Atrazine	1	0		9.34	46.71	50	20	0.01	0.331	0.309	6.59	
Phenanthrene-d10	1	0	I	9.67	40.00	40	**			0.000	0.00	
4,6-Dinitro-2-methylphenol	1	0		8.76	41.07	50	20	0.01	0.100	0.078	17.86	
n-Nitrosodiphenylamine	1	0		8.81	52.33	50	20	0.01	0.621	0.650	4.66	
2,4,6-Tribromophenol	1	0	S	8.95	49.57	50	**		0.098	0.097	0.87	
1,2-Diphenylhydrazine	1	0		8.85	57.38	50	**		0.643	0.738	14.76	
4-Bromophenyl-phenylether	1	0		9.19	51.31	50	20	0.1	0.206	0.211	2.62	
Hexachlorobenzene	1	0		9.27	51.00	50	20	0.1	0.221	0.225	2.01	
N-Octadecane	1	0		9.53	61.83	50	**	0.05	0.333	0.412	23.66	
Pentachlorophenol	1	0		9.46	37.85	50	20	0.05	0.104	0.073	24.31	C1
Phenanthrene	1	0		9.69	52.18	50	20	0.7	1.059	1.105	4.36	
Anthracene	1	0		9.75	52.94	50	20	0.7	1.081	1.144	5.87	
Carbazole	1	0		9.91	51.98	50	20	0.01	0.996	1.035	3.96	
Di-n-butylphthalate	1	0		10.29	51.68	50	20	0.01	1.133	1.235	3.36	
Fluoranthene	1	0		11.02	54.86	50	20	0.6	1.168	1.282	9.72	
Chrysene-d12	1	0	I	12.72	40.00	40	**			0.000	0.00	
Pyrene	1	0		11.29	51.91	50	20	0.6	1.176	1.221	3.82	
Benzidine	1	0		11.17	62.56	50	**		0.334	0.492	25.13	
Terphenyl-d14	1	0	S	11.47	25.60	25	**		0.583	0.597	2.39	
4,4'-DDE	1	0		11.40	53.08		**		0.219			
4,4'-DDD	1	0		11.80	53.86		**		0.407			
Butylbenzylphthalate	1	0		12.05	56.80	50	20	0.01	0.466	0.529	13.60	
4,4'-DDT	1	0		12.16	55.14		**		0.325			
3,3'-Dichlorobenzidine	1	0		12.67	58.32	50	20	0.01	0.284	0.383	16.64	
Benzo[a]anthracene	1	0		12.71	53.11	50	20	0.8	1.052	1.117	6.23	
Chrysene	1	0		12.75	53.82	50	20	0.7	0.967	1.041	7.63	
bis(2-Ethylhexyl)phthalate	1	0		12.75	56.44	50	20	0.01	0.596	0.748	12.88	
Perylene-d12	1	0	I	14.36	40.00	40	**			0.000	0.00	
Di-n-octylphthalate	1	0		13.50	55.10	50	20	0.01	1.170	1.436	10.20	
Benzo[b]fluoranthene	1	0		13.95	52.92	50	20	0.7	1.114	1.179	5.85	
Benzo[k]fluoranthene	1	0		13.97	50.28	50	20	0.7	1.115	1.121	0.56	
Benzo[a]pyrene	1	0		14.30	53.46	50	20	0.7	1.057	1.130	6.93	
Indeno[1,2,3-cd]pyrene	1	0		15.68	53.22	50	20	0.5	1.195	1.272	6.44	
Dibenzo[a,h]anthracene	1	0		15.69	54.11	50	20	0.4	1.002	1.084	8.23	
Benzo[g,h,i]perylene	1	0		16.05	51.54	50	20	0.5	1.024	1.055	3.09	

S-Surrogate Compound I-Internal Standard Compound

N/O or N/Q - Not applicable for this run C1-Compound %Diff exceeds limits ** - No limit specified in method

Note: 8260/8270 limits are compared against the %DIFF/R.F. 625 limits are compared against the %DIFF.

624 limits are compared against the concentration found. 524.2 limits are compared against the %DIFF

Form7

Continuing Calibration

Calibration Name: CAL BNA@50PPM **Data File:** 7M85186.D **Instrument:** GCMS 7

Cont Calibration Date/Time 7/3/2017 9:03:00 A Method: EPA 8270D

TxtCompd:	Col#	Multi Num	Type	RT	Conc	Conc Exp	Lo Lim	MIN RF	Initial RF	RF	%Diff	Flag
Toluene Diisocyanate	1	100		0.00	0.00	50	**			0.000	100.00	
2,2'-oxybis-(1-Chloropropane)	1	100		0.00	0.00	50	**			0.000	100.00	
Methylnaphthalenes (Total)	1	100		0.00	0.00	50	**		0.708	0.000	100.00	
Methoxychlor	1	100		0.00	0.00	10	**			0.000	100.00	
2,4 Diaminotoluene	1	100		0.00	0.00	50	**			0.000	100.00	
Heptachlor epoxide	1	100		0.00	0.00	10	**			0.000	100.00	
Heptachlor	1	100		0.00	0.00	10	**			0.000	100.00	
gamma-BHC	1	100		0.00	0.00	10	**			0.000	100.00	
Endrin	1	100		0.00	0.00	50	**			0.000	100.00	
1,4-Dioxane-d8	1	100		0.00	0.00	40	**			0.000	100.00	
1,4-Dioxane-d8-Surro	1	100		0.00	0.00	40	**			0.000	100.00	
Diaminotoluene Dihydrochloride	1	100		0.00	0.00	50	**			0.000	100.00	
4-Methylphenol	1	100		0.00	0.00	50	**	0.6		0.000	100.00	
Dimethylnaphthalenes (Total)	1	100		0.00	0.00	50	**		0.886	0.000	100.00	

S-Surrogate Compound I-Internal Standard Compound

N/O or N/Q - Not applicable for this run C1-Compound %Diff exceeds limits ** - No limit specified in method

Note: 8260/8270 limits are compared against the %DIFF/R.F. 625 limits are compared against the %DIFF.

624 limits are compared against the concentration found. 524.2 limits are compared against the %DIFF

Form7

Continuing Calibration

Calibration Name: CAL BNA@50PPM **Data File:** 9M78912.D **Instrument:** GCMS 9

Cont Calibration Date/Time 7/3/2017 9:08:00 A Method: EPA 8270D

TxtCompd:	Col#	Multi Num	Type	RT	Conc	Conc Exp	Lo Lim	MIN RF	Initial RF	RF	%Diff	Flag
1,4-Dioxane-d8(INT)	1	0	I	2.72	40.00	40	**			0.000	0.00	
1,4-Dioxane	1	0		2.76	45.65	50	**		1.181	0.981	8.70	
Pyridine	1	0		3.23	45.75	50	**		3.235	2.960	8.50	
N-Nitrosodimethylamine	1	0		3.15	48.26	50	**		1.798	1.736	3.48	
2-Fluorophenol	1	0	S	4.74	48.92	50	**		2.749	2.690	2.15	
Benzaldehyde	1	0		5.55	32.63	50	20	0.01	1.722	1.256	34.73	C1
Aniline	1	0		5.65	49.76	50	**		4.266	4.382	0.47	
Pentachloroethane	1	0		5.69	49.09	50	**	0.05	1.034	1.015	1.82	
bis(2-Chloroethyl)ether	1	0		5.70	51.82	50	20	0.7	3.160	2.910	3.63	
Phenol-d5	1	0	S	5.62	49.01	50	**		3.758	3.683	1.98	
Phenol	1	0		5.63	48.36	50	20	0.8	4.318	4.177	3.27	
2-Chlorophenol	1	0		5.75	49.35	50	20	0.8	3.323	3.279	1.30	
N-Decane	1	0		5.80	44.96	50	**	0.05	2.855	2.568	10.07	
1,3-Dichlorobenzene	1	0		5.88	49.40	50	**		3.792	3.746	1.20	
1,4-Dichlorobenzene-d4	1	0	I	5.93	40.00	40	**			0.000	0.00	
1,4-Dichlorobenzene	1	0		5.95	50.23	50	20		1.529	1.537	0.47	
1,2-Dichlorobenzene	1	0		6.07	49.72	50	**		1.459	1.451	0.56	
Benzyl alcohol	1	0		6.04	46.97	50	**		0.891	0.837	6.06	
bis(2-chloroisopropyl)ether	1	0		6.16	43.21	50	20	0.01	1.492	1.289	13.59	
2-Methylphenol	1	0		6.14	45.62	50	20	0.7	1.254	1.144	8.77	
Acetophenone	1	0		6.26	46.39	50	20	0.01	1.801	1.671	7.22	
Hexachloroethane	1	0		6.35	46.41	50	20	0.3	0.580	0.539	7.18	
N-Nitroso-di-n-propylamine	1	0		6.25	44.60	50	20	0.5	1.023	0.942	10.80	
3&4-Methylphenol	1	0		6.26	47.49	50	20		1.318	1.252	5.02	
Naphthalene-d8	1	0	I	6.94	40.00	40	**			0.000	0.00	
Nitrobenzene-d5	1	0	S	6.38	26.76	25	**		0.152	0.163	7.02	
Nitrobenzene	1	0		6.39	49.46	50	20	0.2	0.361	0.357	1.09	
Isophorone	1	0		6.58	49.20	50	20	0.4	0.642	0.631	1.59	
2-Nitrophenol	1	0		6.64	55.17	50	20	0.1	0.177	0.196	10.35	
2,4-Dimethylphenol	1	0		6.67	50.81	50	20	0.2	0.368	0.374	1.61	
Benzoic Acid	1	0		6.74	50.41	50	**		0.279	0.287	0.82	
bis(2-Chloroethoxy)methane	1	0		6.74	49.12	50	20	0.3	0.387	0.380	1.77	
2,4-Dichlorophenol	1	0		6.83	51.86	50	20	0.2	0.328	0.340	3.72	
1,2,4-Trichlorobenzene	1	0		6.90	55.83	50	**		0.353	0.394	11.67	
Naphthalene	1	0		6.96	47.22	50	20	0.7	1.161	1.080	5.56	
4-Chloroaniline	1	0		6.99	54.08	50	20	0.01	0.380	0.429	8.15	
Hexachlorobutadiene	1	0		7.05	56.61	50	20	0.01	0.230	0.261	13.22	
Caprolactam	1	0		7.26	44.16	50	20	0.01	0.116	0.102	11.69	
4-Chloro-3-methylphenol	1	0		7.36	51.78	50	20	0.2	0.315	0.326	3.56	
2-Methylnaphthalene	1	0		7.50	51.46	50	**	0.4	0.776	0.799	2.92	
1-Methylnaphthalene	1	0		7.58	50.67	50	**	0.4	0.729	0.739	1.34	
Methylnaphthalenes	1	0		7.50	102.03	100	**			0.767	2.03	
1,1'-Biphenyl	1	0		7.87	51.98	50	20	0.01	0.976	1.014	3.97	
Acenaphthene-d10	1	0	I	8.39	40.00	40	**			0.000	0.00	
1,2,4,5-Tetrachlorobenzene	1	0		7.63	53.28	50	20	0.01	0.577	0.614	6.57	
Hexachlorocyclopentadiene	1	0		7.63	58.26	50	20	0.05	0.344	0.401	16.51	
2,4,6-Trichlorophenol	1	0		7.72	55.31	50	20	0.2	0.372	0.412	10.63	
2,4,5-Trichlorophenol	1	0		7.76	59.69	50	20	0.2	0.366	0.436	19.39	
2-Fluorobiphenyl	1	0	S	7.79	26.89	25	**		1.276	1.373	7.55	
2-Chloronaphthalene	1	0		7.90	51.06	50	20	0.8	1.103	1.126	2.12	
1,4-Dimethylnaphthalene	1	0		8.18	50.53	50	**		0.933	0.943	1.06	
Dimethylnaphthalenes	1	0		8.18	50.53	50	20			0.943	1.06	

S-Surrogate Compound I-Internal Standard Compound

N/O or N/Q - Not applicable for this run C1-Compound %Diff exceeds limits ** - No limit specified in method

Note: 8260/8270 limits are compared against the %DIFF/R.F. 625 limits are compared against the %DIFF.

624 limits are compared against the concentration found. 524.2 limits are compared against the %DIFF

Form7

Continuing Calibration

Calibration Name: CAL BNA@50PPM **Data File:** 9M78912.D **Instrument:** GCMS 9

Cont Calibration Date/Time 7/3/2017 9:08:00 A Method: EPA 8270D

TxtCompd:	Col#	Multi Num	Type	RT	Conc	Conc Exp	Lo Lim	MIN RF	Initial RF	RF	%Diff	Flag
Diphenyl Ether	1	0		7.96	49.30	50	**		0.775	0.765	1.40	
2-Nitroaniline	1	0		7.98	47.10	50	20	0.01	0.355	0.356	5.80	
Coumarin	1	0		8.16	50.75		**		0.444			
Acenaphthylene	1	0		8.26	49.83	50	20	0.9	1.795	1.789	0.33	
Dimethylphthalate	1	0		8.12	52.14	50	20	0.01	1.294	1.350	4.29	
2,6-Dinitrotoluene	1	0		8.18	49.68	50	20	0.2	0.291	0.314	0.63	
Acenaphthene	1	0		8.41	50.54	50	20	0.9	1.152	1.164	1.08	
3-Nitroaniline	1	0		8.33	50.25	50	20	0.01	0.273	0.312	0.49	
2,4-Dinitrophenol	1	0		8.42	51.13	50	20	0.01	0.138	0.133	2.26	
Dibenzofuran	1	0		8.57	52.31	50	20	0.8	1.773	1.712	4.62	
2,4-Dinitrotoluene	1	0		8.54	54.29	50	20	0.2	0.380	0.428	8.58	
4-Nitrophenol	1	0		8.46	44.54	50	20	0.01	0.215	0.231	10.91	
2,3,4,6-Tetrachlorophenol	1	0		8.68	60.69	50	20	0.01	0.365	0.443	21.38	C1
Fluorene	1	0		8.90	51.05	50	20	0.9	1.418	1.447	2.09	
4-Chlorophenyl-phenylether	1	0		8.89	59.15	50	20	0.4	0.735	0.803	18.31	
Diethylphthalate	1	0		8.76	51.46	50	20	0.01	1.279	1.316	2.93	
4-Nitroaniline	1	0		8.90	52.05	50	20	0.01	0.334	0.358	4.10	
Atrazine	1	0		9.52	51.29	50	20	0.01	0.378	0.388	2.57	
Phenanthrene-d10	1	0	I	9.86	40.00	40	**			0.000	0.00	
4,6-Dinitro-2-methylphenol	1	0		8.92	54.34	50	20	0.01	0.110	0.120	8.67	
n-Nitrosodiphenylamine	1	0		9.00	46.81	50	20	0.01	0.649	0.608	6.37	
2,4,6-Tribromophenol	1	0	S	9.13	45.52	50	**		0.124	0.123	8.96	
1,2-Diphenylhydrazine	1	0		9.04	44.31	50	**		0.660	0.585	11.39	
4-Bromophenyl-phenylether	1	0		9.38	50.63	50	20	0.1	0.247	0.250	1.26	
Hexachlorobenzene	1	0		9.45	53.05	50	20	0.1	0.258	0.274	6.10	
N-Octadecane	1	0		9.71	44.10	50	**	0.05	0.330	0.291	11.80	
Pentachlorophenol	1	0		9.64	42.71	50	20	0.05	0.147	0.137	14.57	
Phenanthrene	1	0		9.89	48.93	50	20	0.7	1.089	1.066	2.15	
Anthracene	1	0		9.94	48.43	50	20	0.7	1.138	1.102	3.14	
Carbazole	1	0		10.10	49.10	50	20	0.01	0.978	0.961	1.80	
Di-n-butylphthalate	1	0		10.48	47.10	50	20	0.01	1.097	1.081	5.79	
Fluoranthene	1	0		11.22	54.57	50	20	0.6	1.203	1.313	9.14	
Chrysene-d12	1	0	I	12.92	40.00	40	**			0.000	0.00	
Pyrene	1	0		11.48	50.54	50	20	0.6	1.011	1.022	1.08	
Benzidine	1	0		11.37	46.99	50	**		0.297	0.382	6.02	
Terphenyl-d14	1	0	S	11.66	25.99	25	**		0.544	0.565	3.94	
4,4'-DDE	1	0		11.60	51.72		**		0.226			
4,4'-DDD	1	0		12.00	53.46		**		0.393			
Butylbenzylphthalate	1	0		12.25	48.40	50	20	0.01	0.371	0.359	3.21	
4,4'-DDT	1	0		12.36	57.34		**		0.334			
3,3'-Dichlorobenzidine	1	0		12.87	59.22	50	20	0.01	0.258	0.365	18.44	
Benzo[a]anthracene	1	0		12.91	52.11	50	20	0.8	1.004	1.046	4.23	
Chrysene	1	0		12.94	50.59	50	20	0.7	0.986	0.998	1.18	
bis(2-Ethylhexyl)phthalate	1	0		12.94	42.29	50	20	0.01	0.560	0.543	15.43	
Perylene-d12	1	0	I	14.55	40.00	40	**			0.000	0.00	
Di-n-octylphthalate	1	0		13.69	43.16	50	20	0.01	0.962	0.911	13.69	
Benzo[b]fluoranthene	1	0		14.12	50.31	50	20	0.7	1.093	1.100	0.62	
Benzo[k]fluoranthene	1	0		14.15	51.31	50	20	0.7	1.191	1.222	2.61	
Benzo[a]pyrene	1	0		14.49	52.91	50	20	0.7	1.050	1.111	5.83	
Indeno[1,2,3-cd]pyrene	1	0		15.92	52.93	50	20	0.5	1.228	1.299	5.85	
Dibenzo[a,h]anthracene	1	0		15.94	50.85	50	20	0.4	1.063	1.093	1.71	
Benzo[g,h,i]perylene	1	0		16.31	52.75	50	20	0.5	1.029	1.085	5.49	

S-Surrogate Compound I-Internal Standard Compound

N/O or N/Q - Not applicable for this run C1-Compound %Diff exceeds limits ** - No limit specified in method

Note: 8260/8270 limits are compared against the %DIFF/R.F. 625 limits are compared against the %DIFF.

624 limits are compared against the concentration found. 524.2 limits are compared against the %DIFF

Form7

Continuing Calibration

Calibration Name: CAL BNA@50PPM **Data File:** 9M78912.D **Instrument:** GCMS 9

Cont Calibration Date/Time 7/3/2017 9:08:00 A Method: EPA 8270D

TxtCompd:	Col#	Multi Num	Type	RT	Conc	Conc Exp	Lo Lim	MIN RF	Initial RF	RF	%Diff	Flag
1,4-Dioxane-d8	1	100		0.00	0.00	40	**			0.000	100.00	
Toluene Diisocyanate	1	100		0.00	0.00	50	**			0.000	100.00	
2,2'-oxybis-(1-Chloropropane)	1	100		0.00	0.00	50	**			0.000	100.00	
1,4-Dioxane-d8-Surro	1	100		0.00	0.00	40	**			0.000	100.00	
2,4 Diaminotoluene	1	100		0.00	0.00	50	**			0.000	100.00	
Methylnaphthalenes (Total)	1	100		0.00	0.00	50	**		0.752	0.000	100.00	
Methoxychlor	1	100		0.00	0.00	10	**			0.000	100.00	
Heptachlor epoxide	1	100		0.00	0.00	10	**			0.000	100.00	
Heptachlor	1	100		0.00	0.00	10	**			0.000	100.00	
gamma-BHC	1	100		0.00	0.00	10	**			0.000	100.00	
Dimethylnaphthalenes (Total)	1	100		0.00	0.00	50	**		0.933	0.000	100.00	
Diaminotoluene Dihydrochloride	1	100		0.00	0.00	50	**			0.000	100.00	
4-Methylphenol	1	100		0.00	0.00	50	**	0.6		0.000	100.00	
Endrin	1	100		0.00	0.00	50	**			0.000	100.00	

S-Surrogate Compound
N/O or N/Q - Not applicable for this run

I-Internal Standard Compound
C1-Compound %Diff exceeds limits

** - No limit specified in method

Note: 8260/8270 limits are compared against the %DIFF/R.F.
624 limits are compared against the concentration found.
625 limits are compared against the %DIFF.
524.2 limits are compared against the %DIFF

Form7

Continuing Calibration

Calibration Name: CAL BNA@50PPM **Data File:** 7M85202.D **Instrument:** GCMS 7

Cont Calibration Date/Time 7/3/2017 3:38:00 PM Method: EPA 8270D

TxtCompd:	Col#	Multi Num	Type	RT	Conc	Conc Exp	Lo Lim	MIN RF	Initial RF	RF	%Diff	Flag
1,4-Dioxane-d8(INT)	1	0	I	2.50	40.00	40	**			0.000	0.00	
1,4-Dioxane	1	0		2.54	47.54	50	**		1.162	0.986	4.93	
Pyridine	1	0		3.01	50.55	50	**		2.849	2.881	1.11	
N-Nitrosodimethylamine	1	0		2.93	53.29	50	**		1.652	1.761	6.58	
2-Fluorophenol	1	0	S	4.59	52.94	50	**		2.402	2.544	5.87	
Benzaldehyde	1	0		5.40	42.20	50	20	0.01	1.348	1.138	15.61	
Aniline	1	0		5.49	57.53	50	**		3.383	3.893	15.06	
Pentachloroethane	1	0		5.54	53.56	50	**	0.05	0.813	0.870	7.13	
bis(2-Chloroethyl)ether	1	0		5.55	51.48	50	20	0.7	2.640	2.605	2.97	
Phenol-d5	1	0	S	5.47	52.21	50	**		3.139	3.278	4.43	
Phenol	1	0		5.48	52.71	50	20	0.8	3.494	3.684	5.42	
2-Chlorophenol	1	0		5.60	53.13	50	20	0.8	2.654	2.820	6.26	
N-Decane	1	0		5.64	59.50	50	**	0.05	2.121	2.524	18.99	
1,3-Dichlorobenzene	1	0		5.73	51.92	50	**		2.824	2.932	3.84	
1,4-Dichlorobenzene-d4	1	0	I	5.78	40.00	40	**			0.000	0.00	
1,4-Dichlorobenzene	1	0		5.79	50.96	50	20		1.524	1.553	1.93	
1,2-Dichlorobenzene	1	0		5.92	52.23	50	**		1.433	1.497	4.46	
Benzyl alcohol	1	0		5.89	48.08	50	**		0.899	0.865	3.84	
bis(2-chloroisopropyl)ether	1	0		6.00	61.06	50	20	0.01	1.407	1.718	22.13	C1
2-Methylphenol	1	0		5.99	51.10	50	20	0.7	1.315	1.344	2.20	
Acetophenone	1	0		6.10	51.33	50	20	0.01	1.683	1.728	2.67	
Hexachloroethane	1	0		6.19	54.89	50	20	0.3	0.530	0.582	9.79	
N-Nitroso-di-n-propylamine	1	0		6.10	57.50	50	20	0.5	0.904	1.015	15.00	
3&4-Methylphenol	1	0		6.11	52.96	50	20		1.302	1.379	5.91	
Naphthalene-d8	1	0	I	6.79	40.00	40	**			0.000	0.00	
Nitrobenzene-d5	1	0	S	6.22	25.72	25	**		0.163	0.168	2.90	
Nitrobenzene	1	0		6.24	56.63	50	20	0.2	0.330	0.374	13.26	
Isophorone	1	0		6.42	55.79	50	20	0.4	0.607	0.677	11.59	
2-Nitrophenol	1	0		6.49	54.54	50	20	0.1	0.184	0.201	9.08	
2,4-Dimethylphenol	1	0		6.52	52.57	50	20	0.2	0.343	0.361	5.15	
Benzoic Acid	1	0		6.59	35.05	50	**		0.168	0.126	29.89	
bis(2-Chloroethoxy)methane	1	0		6.59	53.04	50	20	0.3	0.396	0.420	6.09	
2,4-Dichlorophenol	1	0		6.68	51.59	50	20	0.2	0.304	0.314	3.18	
1,2,4-Trichlorobenzene	1	0		6.74	52.28	50	**		0.321	0.336	4.57	
Naphthalene	1	0		6.80	51.05	50	20	0.7	1.104	1.064	2.10	
4-Chloroaniline	1	0		6.84	65.21	50	20	0.01	0.315	0.434	30.41	C1
Hexachlorobutadiene	1	0		6.89	51.93	50	20	0.01	0.173	0.179	3.87	
Caprolactam	1	0		7.10	46.89	50	20	0.01	0.116	0.109	6.23	
4-Chloro-3-methylphenol	1	0		7.20	53.47	50	20	0.2	0.287	0.307	6.94	
2-Methylnaphthalene	1	0		7.34	52.75	50	**	0.4	0.735	0.775	5.49	
1-Methylnaphthalene	1	0		7.42	51.45	50	**	0.4	0.681	0.700	2.90	
Methylnaphthalenes	1	0		7.34	104.08	100	**			0.737	4.08	
1,1'-Biphenyl	1	0		7.71	51.20	50	20	0.01	0.866	0.887	2.40	
Acenaphthene-d10	1	0	I	8.21	40.00	40	**			0.000	0.00	
1,2,4,5-Tetrachlorobenzene	1	0		7.47	49.18	50	20	0.01	0.523	0.514	1.63	
Hexachlorocyclopentadiene	1	0		7.46	3.24	50	20	0.05	0.223	0.017	93.51	C1
2,4,6-Trichlorophenol	1	0		7.56	52.21	50	20	0.2	0.358	0.374	4.42	
2,4,5-Trichlorophenol	1	0		7.59	54.81	50	20	0.2	0.371	0.406	9.61	
2-Fluorobiphenyl	1	0	S	7.62	26.23	25	**		1.291	1.354	4.92	
2-Chloronaphthalene	1	0		7.73	53.11	50	20	0.8	1.103	1.171	6.22	
1,4-Dimethylnaphthalene	1	0		8.01	54.12	50	**		0.886	0.959	8.25	
Dimethylnaphthalenes	1	0		8.01	54.12	50	20			0.959	8.25	

S-Surrogate Compound I-Internal Standard Compound

N/O or N/Q - Not applicable for this run C1-Compound %Diff exceeds limits ** - No limit specified in method

Note: 8260/8270 limits are compared against the %DIFF/R.F. 625 limits are compared against the %DIFF.

624 limits are compared against the concentration found. 524.2 limits are compared against the %DIFF

Form7

Continuing Calibration

Calibration Name: CAL BNA@50PPM **Data File:** 7M85202.D **Instrument:** GCMS 7

Cont Calibration Date/Time 7/3/2017 3:38:00 PM Method: EPA 8270D

TxtCompd:	Col#	Multi Num	Type	RT	Conc	Conc Exp	Lo Lim	MIN RF	Initial RF	RF	%Diff	Flag
Diphenyl Ether	1	0		7.79	49.04	50	**		0.763	0.748	1.92	
2-Nitroaniline	1	0		7.81	64.31	50	20	0.01	0.322	0.414	28.62	C1
Coumarin	1	0		7.99	52.73		**		0.460			
Acenaphthylene	1	0		8.09	52.71	50	20	0.9	1.718	1.811	5.43	
Dimethylphthalate	1	0		7.95	53.70	50	20	0.01	1.236	1.328	7.40	
2,6-Dinitrotoluene	1	0		8.01	55.22	50	20	0.2	0.279	0.308	10.44	
Acenaphthene	1	0		8.24	52.88	50	20	0.9	1.085	1.147	5.76	
3-Nitroaniline	1	0		8.16	53.16	50	20	0.01	0.284	0.335	6.33	
2,4-Dinitrophenol	1	0		8.26	31.79	50	20	0.01	0.105	0.073	36.42	C1
Dibenzofuran	1	0		8.40	51.39	50	20	0.8	1.731	1.682	2.77	
2,4-Dinitrotoluene	1	0		8.37	53.27	50	20	0.2	0.371	0.395	6.55	
4-Nitrophenol	1	0		8.30	51.53	50	20	0.01	0.202	0.208	3.05	
2,3,4,6-Tetrachlorophenol	1	0		8.51	52.54	50	20	0.01	0.304	0.320	5.08	
Fluorene	1	0		8.72	53.31	50	20	0.9	1.293	1.378	6.62	
4-Chlorophenyl-phenylether	1	0		8.71	52.01	50	20	0.4	0.630	0.655	4.01	
Diethylphthalate	1	0		8.58	53.85	50	20	0.01	1.203	1.296	7.70	
4-Nitroaniline	1	0		8.72	54.49	50	20	0.01	0.333	0.362	8.98	
Atrazine	1	0		9.34	46.30	50	20	0.01	0.331	0.307	7.40	
Phenanthrene-d10	1	0	I	9.67	40.00	40	**			0.000	0.00	
4,6-Dinitro-2-methylphenol	1	0		8.76	43.56	50	20	0.01	0.100	0.083	12.88	
n-Nitrosodiphenylamine	1	0		8.82	52.97	50	20	0.01	0.621	0.658	5.93	
2,4,6-Tribromophenol	1	0	S	8.95	49.30	50	**		0.098	0.096	1.41	
1,2-Diphenylhydrazine	1	0		8.86	58.87	50	**		0.643	0.757	17.74	
4-Bromophenyl-phenylether	1	0		9.19	50.60	50	20	0.1	0.206	0.208	1.21	
Hexachlorobenzene	1	0		9.27	49.20	50	20	0.1	0.221	0.217	1.61	
N-Octadecane	1	0		9.53	63.47	50	**	0.05	0.333	0.423	26.95	
Pentachlorophenol	1	0		9.47	38.15	50	20	0.05	0.104	0.074	23.70	C1
Phenanthrene	1	0		9.69	51.10	50	20	0.7	1.059	1.082	2.21	
Anthracene	1	0		9.75	52.08	50	20	0.7	1.081	1.126	4.16	
Carbazole	1	0		9.92	51.28	50	20	0.01	0.996	1.021	2.56	
Di-n-butylphthalate	1	0		10.29	51.37	50	20	0.01	1.133	1.228	2.74	
Fluoranthene	1	0		11.02	50.51	50	20	0.6	1.168	1.180	1.02	
Chrysene-d12	1	0	I	12.72	40.00	40	**			0.000	0.00	
Pyrene	1	0		11.29	54.13	50	20	0.6	1.176	1.273	8.26	
Benzidine	1	0		11.17	63.80	50	**		0.334	0.504	27.60	
Terphenyl-d14	1	0	S	11.47	25.53	25	**		0.583	0.595	2.11	
4,4'-DDE	1	0		11.40	53.84		**		0.219			
4,4'-DDD	1	0		11.80	54.58		**		0.407			
Butylbenzylphthalate	1	0		12.05	57.67	50	20	0.01	0.466	0.537	15.35	
4,4'-DDT	1	0		12.16	51.69		**		0.325			
3,3'-Dichlorobenzidine	1	0		12.67	59.32	50	20	0.01	0.284	0.389	18.65	
Benzo[a]anthracene	1	0		12.71	53.22	50	20	0.8	1.052	1.120	6.44	
Chrysene	1	0		12.75	53.35	50	20	0.7	0.967	1.032	6.70	
bis(2-Ethylhexyl)phthalate	1	0		12.75	55.67	50	20	0.01	0.596	0.738	11.34	
Perylene-d12	1	0	I	14.36	40.00	40	**			0.000	0.00	
Di-n-octylphthalate	1	0		13.50	56.63	50	20	0.01	1.170	1.475	13.25	
Benzo[b]fluoranthene	1	0		13.95	56.41	50	20	0.7	1.114	1.257	12.82	
Benzo[k]fluoranthene	1	0		13.98	52.02	50	20	0.7	1.115	1.160	4.03	
Benzo[a]pyrene	1	0		14.30	54.51	50	20	0.7	1.057	1.152	9.03	
Indeno[1,2,3-cd]pyrene	1	0		15.68	54.32	50	20	0.5	1.195	1.299	8.65	
Dibenzo[a,h]anthracene	1	0		15.69	54.93	50	20	0.4	1.002	1.100	9.85	
Benzo[g,h,i]perylene	1	0		16.05	52.69	50	20	0.5	1.024	1.079	5.38	

S-Surrogate Compound I-Internal Standard Compound

N/O or N/Q - Not applicable for this run C1-Compound %Diff exceeds limits ** - No limit specified in method

Note: 8260/8270 limits are compared against the %DIFF/R.F. 625 limits are compared against the %DIFF.

624 limits are compared against the concentration found. 524.2 limits are compared against the %DIFF

Form7

Continuing Calibration

Calibration Name: CAL BNA@50PPM **Data File:** 7M85202.D **Instrument:** GCMS 7

Cont Calibration Date/Time 7/3/2017 3:38:00 PM Method: EPA 8270D

TxtCompd:	Col#	Multi Num	Type	RT	Conc	Conc Exp	Lo Lim	MIN RF	Initial RF	RF	%Diff	Flag
1,4-Dioxane-d8	1	100		0.00	0.00	40	**			0.000	100.00	
Toluene Diisocyanate	1	100		0.00	0.00	50	**			0.000	100.00	
2,2'-oxybis-(1-Chloropropane)	1	100		0.00	0.00	50	**			0.000	100.00	
1,4-Dioxane-d8-Surro	1	100		0.00	0.00	40	**			0.000	100.00	
2,4 Diaminotoluene	1	100		0.00	0.00	50	**			0.000	100.00	
Methylnaphthalenes (Total)	1	100		0.00	0.00	50	**		0.708	0.000	100.00	
Methoxychlor	1	100		0.00	0.00	10	**			0.000	100.00	
Heptachlor epoxide	1	100		0.00	0.00	10	**			0.000	100.00	
Heptachlor	1	100		0.00	0.00	10	**			0.000	100.00	
gamma-BHC	1	100		0.00	0.00	10	**			0.000	100.00	
Dimethylnaphthalenes (Total)	1	100		0.00	0.00	50	**		0.886	0.000	100.00	
Diaminotoluene Dihydrochloride	1	100		0.00	0.00	50	**			0.000	100.00	
4-Methylphenol	1	100		0.00	0.00	50	**	0.6		0.000	100.00	
Endrin	1	100		0.00	0.00	50	**			0.000	100.00	

S-Surrogate Compound I-Internal Standard Compound

N/O or N/Q - Not applicable for this run C1-Compound %Diff exceeds limits ** - No limit specified in method

Note: 8260/8270 limits are compared against the %DIFF/R.F. 625 limits are compared against the %DIFF.

624 limits are compared against the concentration found. 524.2 limits are compared against the %DIFF

Form7

Continuing Calibration

Calibration Name: CAL BNA@50PPM **Data File:** 7M85233.D **Instrument:** GCMS 7

Cont Calibration Date/Time 7/5/2017 10:14:00 A Method: EPA 8270D

TxtCompd:	Col#	Multi Num	Type	RT	Conc	Conc Exp	Lo Lim	MIN RF	Initial RF	RF	%Diff	Flag
1,4-Dioxane-d8(INT)	1	0	I	2.50	40.00	40	**			0.000	0.00	
1,4-Dioxane	1	0		2.53	46.87	50	**		1.162	0.972	6.25	
Pyridine	1	0		3.00	52.03	50	**		2.849	2.965	4.06	
N-Nitrosodimethylamine	1	0		2.91	52.66	50	**		1.652	1.740	5.33	
2-Fluorophenol	1	0	S	4.59	52.77	50	**		2.402	2.536	5.54	
Benzaldehyde	1	0		5.40	40.93	50	20	0.01	1.348	1.104	18.14	
Aniline	1	0		5.49	58.14	50	**		3.383	3.934	16.29	
Pentachloroethane	1	0		5.54	52.55	50	**	0.05	0.813	0.854	5.10	
bis(2-Chloroethyl)ether	1	0		5.55	51.13	50	20	0.7	2.640	2.587	2.26	
Phenol-d5	1	0	S	5.47	52.09	50	**		3.139	3.271	4.18	
Phenol	1	0		5.48	52.63	50	20	0.8	3.494	3.678	5.27	
2-Chlorophenol	1	0		5.60	53.08	50	20	0.8	2.654	2.818	6.17	
N-Decane	1	0		5.64	57.77	50	**	0.05	2.121	2.451	15.54	
1,3-Dichlorobenzene	1	0		5.73	52.59	50	**		2.824	2.970	5.18	
1,4-Dichlorobenzene-d4	1	0	I	5.78	40.00	40	**			0.000	0.00	
1,4-Dichlorobenzene	1	0		5.79	50.98	50	20		1.524	1.554	1.97	
1,2-Dichlorobenzene	1	0		5.92	51.93	50	**		1.433	1.488	3.87	
Benzyl alcohol	1	0		5.89	50.85	50	**		0.899	0.915	1.70	
bis(2-chloroisopropyl)ether	1	0		6.00	58.30	50	20	0.01	1.407	1.641	16.60	
2-Methylphenol	1	0		5.99	50.08	50	20	0.7	1.315	1.317	0.16	
Acetophenone	1	0		6.10	51.06	50	20	0.01	1.683	1.719	2.11	
Hexachloroethane	1	0		6.19	53.52	50	20	0.3	0.530	0.568	7.04	
N-Nitroso-di-n-propylamine	1	0		6.10	56.30	50	20	0.5	0.904	0.996	12.59	
3&4-Methylphenol	1	0		6.11	52.17	50	20		1.302	1.358	4.34	
Naphthalene-d8	1	0	I	6.81	40.00	40	**			0.000	0.00	
Nitrobenzene-d5	1	0	S	6.23	26.16	25	**		0.163	0.170	4.66	
Nitrobenzene	1	0		6.24	55.53	50	20	0.2	0.330	0.367	11.06	
Isophorone	1	0		6.43	55.15	50	20	0.4	0.607	0.669	10.29	
2-Nitrophenol	1	0		6.50	55.06	50	20	0.1	0.184	0.202	10.13	
2,4-Dimethylphenol	1	0		6.53	52.55	50	20	0.2	0.343	0.361	5.10	
Benzoic Acid	1	0		6.61	43.39	50	**		0.168	0.159	13.22	
bis(2-Chloroethoxy)methane	1	0		6.60	53.21	50	20	0.3	0.396	0.421	6.43	
2,4-Dichlorophenol	1	0		6.70	52.42	50	20	0.2	0.304	0.319	4.85	
1,2,4-Trichlorobenzene	1	0		6.76	53.03	50	**		0.321	0.341	6.07	
Naphthalene	1	0		6.82	52.07	50	20	0.7	1.104	1.084	4.14	
4-Chloroaniline	1	0		6.86	64.81	50	20	0.01	0.315	0.431	29.61	C1
Hexachlorobutadiene	1	0		6.92	54.48	50	20	0.01	0.173	0.188	8.95	
Caprolactam	1	0		7.13	47.24	50	20	0.01	0.116	0.110	5.53	
4-Chloro-3-methylphenol	1	0		7.24	53.31	50	20	0.2	0.287	0.306	6.62	
2-Methylnaphthalene	1	0		7.37	51.88	50	**	0.4	0.735	0.762	3.77	
1-Methylnaphthalene	1	0		7.46	51.80	50	**	0.4	0.681	0.705	3.61	
Methylnaphthalenes	1	0		7.37	103.65	100	**			0.734	3.65	
1,1'-Biphenyl	1	0		7.75	52.56	50	20	0.01	0.866	0.910	5.12	
Acenaphthene-d10	1	0	I	8.25	40.00	40	**			0.000	0.00	
1,2,4,5-Tetrachlorobenzene	1	0		7.51	49.21	50	20	0.01	0.523	0.514	1.58	
Hexachlorocyclopentadiene	1	0		7.50	2.89	50	20	0.05	0.223	0.015	94.23	C1
2,4,6-Trichlorophenol	1	0		7.60	52.89	50	20	0.2	0.358	0.379	5.78	
2,4,5-Trichlorophenol	1	0		7.63	53.60	50	20	0.2	0.371	0.398	7.21	
2-Fluorobiphenyl	1	0	S	7.66	26.33	25	**		1.291	1.359	5.32	
2-Chloronaphthalene	1	0		7.77	51.83	50	20	0.8	1.103	1.143	3.66	
1,4-Dimethylnaphthalene	1	0		8.05	53.48	50	**		0.886	0.948	6.96	
Dimethylnaphthalenes	1	0		8.05	53.48	50	20			0.948	6.96	

S-Surrogate Compound I-Internal Standard Compound

N/O or N/Q - Not applicable for this run C1-Compound %Diff exceeds limits ** - No limit specified in method

Note: 8260/8270 limits are compared against the %DIFF/R.F. 625 limits are compared against the %DIFF.

624 limits are compared against the concentration found. 524.2 limits are compared against the %DIFF

Form7

Continuing Calibration

Calibration Name: CAL BNA@50PPM **Data File:** 7M85233.D **Instrument:** GCMS 7

Cont Calibration Date/Time 7/5/2017 10:14:00 A Method: EPA 8270D

TxtCompd:	Col#	Multi Num	Type	RT	Conc	Conc Exp	Lo Lim	MIN RF	Initial RF	RF	%Diff	Flag
Diphenyl Ether	1	0		7.83	49.10	50	**		0.763	0.749	1.80	
2-Nitroaniline	1	0		7.85	60.17	50	20	0.01	0.322	0.388	20.34	
Coumarin	1	0		8.03	52.41		**		0.460			
Acenaphthylene	1	0		8.13	52.45	50	20	0.9	1.718	1.802	4.90	
Dimethylphthalate	1	0		7.99	52.64	50	20	0.01	1.236	1.301	5.27	
2,6-Dinitrotoluene	1	0		8.05	55.17	50	20	0.2	0.279	0.308	10.34	
Acenaphthene	1	0		8.28	51.17	50	20	0.9	1.085	1.110	2.34	
3-Nitroaniline	1	0		8.20	53.36	50	20	0.01	0.284	0.336	6.72	
2,4-Dinitrophenol	1	0		8.30	35.71	50	20	0.01	0.105	0.083	28.59	C1
Dibenzofuran	1	0		8.43	50.45	50	20	0.8	1.731	1.652	0.91	
2,4-Dinitrotoluene	1	0		8.41	53.33	50	20	0.2	0.371	0.395	6.67	
4-Nitrophenol	1	0		8.34	48.59	50	20	0.01	0.202	0.196	2.81	
2,3,4,6-Tetrachlorophenol	1	0		8.54	53.74	50	20	0.01	0.304	0.327	7.47	
Fluorene	1	0		8.75	53.47	50	20	0.9	1.293	1.383	6.95	
4-Chlorophenyl-phenylether	1	0		8.74	52.80	50	20	0.4	0.630	0.665	5.59	
Diethylphthalate	1	0		8.62	53.36	50	20	0.01	1.203	1.284	6.73	
4-Nitroaniline	1	0		8.76	54.38	50	20	0.01	0.333	0.362	8.75	
Atrazine	1	0		9.37	46.46	50	20	0.01	0.331	0.308	7.07	
Phenanthrene-d10	1	0	I	9.70	40.00	40	**			0.000	0.00	
4,6-Dinitro-2-methylphenol	1	0		8.80	48.13	50	20	0.01	0.100	0.093	3.74	
n-Nitrosodiphenylamine	1	0		8.85	52.77	50	20	0.01	0.621	0.655	5.54	
2,4,6-Tribromophenol	1	0	S	8.99	53.65	50	**		0.098	0.105	7.31	
1,2-Diphenylhydrazine	1	0		8.90	55.68	50	**		0.643	0.716	11.35	
4-Bromophenyl-phenylether	1	0		9.22	52.88	50	20	0.1	0.206	0.217	5.75	
Hexachlorobenzene	1	0		9.30	52.00	50	20	0.1	0.221	0.230	4.00	
N-Octadecane	1	0		9.56	59.89	50	**	0.05	0.333	0.399	19.79	
Pentachlorophenol	1	0		9.50	43.99	50	20	0.05	0.104	0.087	12.02	
Phenanthrene	1	0		9.73	51.18	50	20	0.7	1.059	1.084	2.37	
Anthracene	1	0		9.78	51.98	50	20	0.7	1.081	1.124	3.96	
Carbazole	1	0		9.94	52.01	50	20	0.01	0.996	1.036	4.01	
Di-n-butylphthalate	1	0		10.31	50.88	50	20	0.01	1.133	1.217	1.76	
Fluoranthene	1	0		11.04	50.96	50	20	0.6	1.168	1.191	1.93	
Chrysene-d12	1	0	I	12.75	40.00	40	**			0.000	0.00	
Pyrene	1	0		11.30	51.50	50	20	0.6	1.176	1.211	3.00	
Benzidine	1	0		11.18	60.17	50	**		0.334	0.468	20.34	
Terphenyl-d14	1	0	S	11.48	26.12	25	**		0.583	0.609	4.47	
4,4'-DDE	1	0		11.41	52.79		**		0.219			
4,4'-DDD	1	0		11.81	54.23		**		0.407			
Butylbenzylphthalate	1	0		12.07	55.74	50	20	0.01	0.466	0.519	11.47	
4,4'-DDT	1	0		12.17	53.38		**		0.325			
3,3'-Dichlorobenzidine	1	0		12.70	59.57	50	20	0.01	0.284	0.390	19.15	
Benzo[a]anthracene	1	0		12.74	52.72	50	20	0.8	1.052	1.109	5.45	
Chrysene	1	0		12.78	52.21	50	20	0.7	0.967	1.010	4.43	
bis(2-Ethylhexyl)phthalate	1	0		12.78	52.89	50	20	0.01	0.596	0.703	5.78	
Perylene-d12	1	0	I	14.47	40.00	40	**			0.000	0.00	
Di-n-octylphthalate	1	0		13.57	53.26	50	20	0.01	1.170	1.388	6.52	
Benzo[b]fluoranthene	1	0		14.03	53.43	50	20	0.7	1.114	1.190	6.86	
Benzo[k]fluoranthene	1	0		14.06	54.77	50	20	0.7	1.115	1.221	9.54	
Benzo[a]pyrene	1	0		14.41	52.74	50	20	0.7	1.057	1.115	5.49	
Indeno[1,2,3-cd]pyrene	1	0		15.80	53.05	50	20	0.5	1.195	1.268	6.09	
Dibenzo[a,h]anthracene	1	0		15.82	53.18	50	20	0.4	1.002	1.065	6.36	
Benzo[g,h,i]perylene	1	0		16.18	52.02	50	20	0.5	1.024	1.065	4.04	

S-Surrogate Compound I-Internal Standard Compound

N/O or N/Q - Not applicable for this run C1-Compound %Diff exceeds limits ** - No limit specified in method

Note: 8260/8270 limits are compared against the %DIFF/R.F. 625 limits are compared against the %DIFF.

624 limits are compared against the concentration found. 524.2 limits are compared against the %DIFF

Form7

Continuing Calibration

Calibration Name: CAL BNA@50PPM **Data File:** 7M85233.D **Instrument:** GCMS 7

Cont Calibration Date/Time 7/5/2017 10:14:00 A Method: EPA 8270D

TxtCompd:	Col#	Multi Num	Type	RT	Conc	Conc Exp	Lo Lim	MIN RF	Initial RF	RF	%Diff	Flag
1,4-Dioxane-d8	1	100		0.00	0.00	40	**			0.000	100.00	
Toluene Diisocyanate	1	100		0.00	0.00	50	**			0.000	100.00	
2,2'-oxybis-(1-Chloropropane)	1	100		0.00	0.00	50	**			0.000	100.00	
1,4-Dioxane-d8-Surro	1	100		0.00	0.00	40	**			0.000	100.00	
2,4 Diaminotoluene	1	100		0.00	0.00	50	**			0.000	100.00	
Methylnaphthalenes (Total)	1	100		0.00	0.00	50	**		0.708	0.000	100.00	
Methoxychlor	1	100		0.00	0.00	10	**			0.000	100.00	
Heptachlor epoxide	1	100		0.00	0.00	10	**			0.000	100.00	
Heptachlor	1	100		0.00	0.00	10	**			0.000	100.00	
gamma-BHC	1	100		0.00	0.00	10	**			0.000	100.00	
Dimethylnaphthalenes (Total)	1	100		0.00	0.00	50	**		0.886	0.000	100.00	
Diaminotoluene Dihydrochloride	1	100		0.00	0.00	50	**			0.000	100.00	
4-Methylphenol	1	100		0.00	0.00	50	**	0.6		0.000	100.00	
Endrin	1	100		0.00	0.00	50	**			0.000	100.00	

S-Surrogate Compound
N/O or N/Q - Not applicable for this run

I-Internal Standard Compound
CI-Compound %Diff exceeds limits

** - No limit specified in method

Note: 8260/8270 limits are compared against the %DIFF/R.F.
624 limits are compared against the concentration found.
625 limits are compared against the %DIFF.
524.2 limits are compared against the %DIFF

Form7

Continuing Calibration

Calibration Name: CAL BNA@50PPM **Data File:** 7M85186.D **Instrument:** GCMS 7

Cont Calibration Date/Time 7/3/2017 9:03:00 A Method: EPA 8270D

TxtCompd:	Col#	Multi Num	Type	RT	Conc	Conc Exp	Lo Lim	MIN RF	Initial RF	RF	%Diff	Flag
1,4-Dioxane-d8(INT)	1	0	I	2.51	40.00	40	**			0.000	0.00	
1,4-Dioxane	1	0		2.55	46.14	50	**		1.162	0.957	7.71	
Pyridine	1	0		3.01	50.85	50	**		2.849	2.898	1.70	
N-Nitrosodimethylamine	1	0		2.93	51.14	50	**		1.652	1.690	2.28	
2-Fluorophenol	1	0	S	4.59	51.54	50	**		2.402	2.477	3.09	
Benzaldehyde	1	0		5.40	40.71	50	20	0.01	1.348	1.098	18.58	
Aniline	1	0		5.49	56.03	50	**		3.383	3.791	12.06	
Pentachloroethane	1	0		5.54	52.02	50	**	0.05	0.813	0.845	4.03	
bis(2-Chloroethyl)ether	1	0		5.55	48.86	50	20	0.7	2.640	2.476	2.29	
Phenol-d5	1	0	S	5.47	50.96	50	**		3.139	3.200	1.92	
Phenol	1	0		5.48	51.01	50	20	0.8	3.494	3.565	2.03	
2-Chlorophenol	1	0		5.60	51.24	50	20	0.8	2.654	2.720	2.48	
N-Decane	1	0		5.64	57.44	50	**	0.05	2.121	2.437	14.88	
1,3-Dichlorobenzene	1	0		5.73	50.64	50	**		2.824	2.860	1.28	
1,4-Dichlorobenzene-d4	1	0	I	5.78	40.00	40	**			0.000	0.00	
1,4-Dichlorobenzene	1	0		5.79	51.60	50	20		1.524	1.573	3.21	
1,2-Dichlorobenzene	1	0		5.92	52.31	50	**		1.433	1.499	4.63	
Benzyl alcohol	1	0		5.89	47.42	50	**		0.899	0.853	5.16	
bis(2-chloroisopropyl)ether	1	0		6.00	59.14	50	20	0.01	1.407	1.664	18.29	
2-Methylphenol	1	0		5.99	51.82	50	20	0.7	1.315	1.363	3.64	
Acetophenone	1	0		6.10	50.91	50	20	0.01	1.683	1.714	1.82	
Hexachloroethane	1	0		6.19	54.06	50	20	0.3	0.530	0.574	8.13	
N-Nitroso-di-n-propylamine	1	0		6.10	57.09	50	20	0.5	0.904	1.009	14.18	
3&4-Methylphenol	1	0		6.11	52.60	50	20		1.302	1.369	5.21	
Naphthalene-d8	1	0	I	6.78	40.00	40	**			0.000	0.00	
Nitrobenzene-d5	1	0	S	6.22	25.95	25	**		0.163	0.169	3.80	
Nitrobenzene	1	0		6.24	56.52	50	20	0.2	0.330	0.373	13.03	
Isophorone	1	0		6.42	55.47	50	20	0.4	0.607	0.673	10.93	
2-Nitrophenol	1	0		6.49	53.40	50	20	0.1	0.184	0.196	6.80	
2,4-Dimethylphenol	1	0		6.52	52.66	50	20	0.2	0.343	0.362	5.32	
Benzoic Acid	1	0		6.59	43.85	50	**		0.168	0.161	12.30	
bis(2-Chloroethoxy)methane	1	0		6.58	53.17	50	20	0.3	0.396	0.421	6.35	
2,4-Dichlorophenol	1	0		6.68	52.65	50	20	0.2	0.304	0.320	5.31	
1,2,4-Trichlorobenzene	1	0		6.74	53.02	50	**		0.321	0.341	6.04	
Naphthalene	1	0		6.80	50.89	50	20	0.7	1.104	1.060	1.78	
4-Chloroaniline	1	0		6.84	65.46	50	20	0.01	0.315	0.435	30.93	C1
Hexachlorobutadiene	1	0		6.89	54.75	50	20	0.01	0.173	0.189	9.50	
Caprolactam	1	0		7.10	47.77	50	20	0.01	0.116	0.111	4.47	
4-Chloro-3-methylphenol	1	0		7.20	53.98	50	20	0.2	0.287	0.309	7.95	
2-Methylnaphthalene	1	0		7.33	52.48	50	**	0.4	0.735	0.771	4.96	
1-Methylnaphthalene	1	0		7.41	52.00	50	**	0.4	0.681	0.708	4.00	
Methylnaphthalenes	1	0		7.33	104.47	100	**			0.739	4.47	
1,1'-Biphenyl	1	0		7.70	51.80	50	20	0.01	0.866	0.897	3.60	
Acenaphthene-d10	1	0	I	8.21	40.00	40	**			0.000	0.00	
1,2,4,5-Tetrachlorobenzene	1	0		7.47	49.30	50	20	0.01	0.523	0.515	1.40	
Hexachlorocyclopentadiene	1	0		7.46	4.06	50	20	0.05	0.223	0.021	91.87	C1
2,4,6-Trichlorophenol	1	0		7.56	51.91	50	20	0.2	0.358	0.372	3.82	
2,4,5-Trichlorophenol	1	0		7.59	53.78	50	20	0.2	0.371	0.399	7.57	
2-Fluorobiphenyl	1	0	S	7.62	26.21	25	**		1.291	1.353	4.86	
2-Chloronaphthalene	1	0		7.73	53.14	50	20	0.8	1.103	1.172	6.29	
1,4-Dimethylnaphthalene	1	0		8.01	54.57	50	**		0.886	0.967	9.15	
Dimethylnaphthalenes	1	0		8.01	54.57	50	20			0.967	9.15	

S-Surrogate Compound I-Internal Standard Compound

N/O or N/Q - Not applicable for this run C1-Compound %Diff exceeds limits ** - No limit specified in method

Note: 8260/8270 limits are compared against the %DIFF/R.F. 625 limits are compared against the %DIFF.

624 limits are compared against the concentration found. 524.2 limits are compared against the %DIFF

Form7

Continuing Calibration

Calibration Name: CAL BNA@50PPM **Data File:** 7M85186.D **Instrument:** GCMS 7

Cont Calibration Date/Time 7/3/2017 9:03:00 A Method: EPA 8270D

TxtCompd:	Col#	Multi Num	Type	RT	Conc	Conc Exp	Lo Lim	MIN RF	Initial RF	RF	%Diff	Flag
Diphenyl Ether	1	0		7.79	49.31	50	**		0.763	0.753	1.37	
2-Nitroaniline	1	0		7.80	63.31	50	20	0.01	0.322	0.408	26.62	C1
Coumarin	1	0		7.99	52.73		**		0.460			
Acenaphthylene	1	0		8.09	52.14	50	20	0.9	1.718	1.792	4.28	
Dimethylphthalate	1	0		7.95	53.22	50	20	0.01	1.236	1.316	6.45	
2,6-Dinitrotoluene	1	0		8.01	55.04	50	20	0.2	0.279	0.307	10.07	
Acenaphthene	1	0		8.24	52.77	50	20	0.9	1.085	1.145	5.54	
3-Nitroaniline	1	0		8.16	53.96	50	20	0.01	0.284	0.340	7.92	
2,4-Dinitrophenol	1	0		8.26	29.53	50	20	0.01	0.105	0.068	40.94	C1
Dibenzofuran	1	0		8.39	51.05	50	20	0.8	1.731	1.671	2.10	
2,4-Dinitrotoluene	1	0		8.37	54.11	50	20	0.2	0.371	0.401	8.23	
4-Nitrophenol	1	0		8.29	50.66	50	20	0.01	0.202	0.204	1.32	
2,3,4,6-Tetrachlorophenol	1	0		8.50	53.16	50	20	0.01	0.304	0.323	6.33	
Fluorene	1	0		8.71	52.88	50	20	0.9	1.293	1.367	5.76	
4-Chlorophenyl-phenylether	1	0		8.70	52.30	50	20	0.4	0.630	0.659	4.61	
Diethylphthalate	1	0		8.58	54.23	50	20	0.01	1.203	1.305	8.46	
4-Nitroaniline	1	0		8.72	55.51	50	20	0.01	0.333	0.369	11.03	
Atrazine	1	0		9.34	46.71	50	20	0.01	0.331	0.309	6.59	
Phenanthrene-d10	1	0	I	9.67	40.00	40	**			0.000	0.00	
4,6-Dinitro-2-methylphenol	1	0		8.76	41.07	50	20	0.01	0.100	0.078	17.86	
n-Nitrosodiphenylamine	1	0		8.81	52.33	50	20	0.01	0.621	0.650	4.66	
2,4,6-Tribromophenol	1	0	S	8.95	49.57	50	**		0.098	0.097	0.87	
1,2-Diphenylhydrazine	1	0		8.85	57.38	50	**		0.643	0.738	14.76	
4-Bromophenyl-phenylether	1	0		9.19	51.31	50	20	0.1	0.206	0.211	2.62	
Hexachlorobenzene	1	0		9.27	51.00	50	20	0.1	0.221	0.225	2.01	
N-Octadecane	1	0		9.53	61.83	50	**	0.05	0.333	0.412	23.66	
Pentachlorophenol	1	0		9.46	37.85	50	20	0.05	0.104	0.073	24.31	C1
Phenanthrene	1	0		9.69	52.18	50	20	0.7	1.059	1.105	4.36	
Anthracene	1	0		9.75	52.94	50	20	0.7	1.081	1.144	5.87	
Carbazole	1	0		9.91	51.98	50	20	0.01	0.996	1.035	3.96	
Di-n-butylphthalate	1	0		10.29	51.68	50	20	0.01	1.133	1.235	3.36	
Fluoranthene	1	0		11.02	54.86	50	20	0.6	1.168	1.282	9.72	
Chrysene-d12	1	0	I	12.72	40.00	40	**			0.000	0.00	
Pyrene	1	0		11.29	51.91	50	20	0.6	1.176	1.221	3.82	
Benzidine	1	0		11.17	62.56	50	**		0.334	0.492	25.13	
Terphenyl-d14	1	0	S	11.47	25.60	25	**		0.583	0.597	2.39	
4,4'-DDE	1	0		11.40	53.08		**		0.219			
4,4'-DDD	1	0		11.80	53.86		**		0.407			
Butylbenzylphthalate	1	0		12.05	56.80	50	20	0.01	0.466	0.529	13.60	
4,4'-DDT	1	0		12.16	55.14		**		0.325			
3,3'-Dichlorobenzidine	1	0		12.67	58.32	50	20	0.01	0.284	0.383	16.64	
Benzo[a]anthracene	1	0		12.71	53.11	50	20	0.8	1.052	1.117	6.23	
Chrysene	1	0		12.75	53.82	50	20	0.7	0.967	1.041	7.63	
bis(2-Ethylhexyl)phthalate	1	0		12.75	56.44	50	20	0.01	0.596	0.748	12.88	
Perylene-d12	1	0	I	14.36	40.00	40	**			0.000	0.00	
Di-n-octylphthalate	1	0		13.50	55.10	50	20	0.01	1.170	1.436	10.20	
Benzo[b]fluoranthene	1	0		13.95	52.92	50	20	0.7	1.114	1.179	5.85	
Benzo[k]fluoranthene	1	0		13.97	50.28	50	20	0.7	1.115	1.121	0.56	
Benzo[a]pyrene	1	0		14.30	53.46	50	20	0.7	1.057	1.130	6.93	
Indeno[1,2,3-cd]pyrene	1	0		15.68	53.22	50	20	0.5	1.195	1.272	6.44	
Dibenzo[a,h]anthracene	1	0		15.69	54.11	50	20	0.4	1.002	1.084	8.23	
Benzo[g,h,i]perylene	1	0		16.05	51.54	50	20	0.5	1.024	1.055	3.09	

S-Surrogate Compound I-Internal Standard Compound

N/O or N/Q - Not applicable for this run C1-Compound %Diff exceeds limits ** - No limit specified in method

Note: 8260/8270 limits are compared against the %DIFF/R.F. 625 limits are compared against the %DIFF.

624 limits are compared against the concentration found. 524.2 limits are compared against the %DIFF

Form7

Continuing Calibration

Calibration Name: CAL BNA@50PPM **Data File:** 7M85186.D **Instrument:** GCMS 7

Cont Calibration Date/Time 7/3/2017 9:03:00 A Method: EPA 8270D

TxtCompd:	Col#	Multi Num	Type	RT	Conc	Conc Exp	Lo Lim	MIN RF	Initial RF	RF	%Diff	Flag
Toluene Diisocyanate	1	100		0.00	0.00	50	**			0.000	100.00	
2,2'-oxybis-(1-Chloropropane)	1	100		0.00	0.00	50	**			0.000	100.00	
Methylnaphthalenes (Total)	1	100		0.00	0.00	50	**		0.708	0.000	100.00	
Methoxychlor	1	100		0.00	0.00	10	**			0.000	100.00	
2,4 Diaminotoluene	1	100		0.00	0.00	50	**			0.000	100.00	
Heptachlor epoxide	1	100		0.00	0.00	10	**			0.000	100.00	
Heptachlor	1	100		0.00	0.00	10	**			0.000	100.00	
gamma-BHC	1	100		0.00	0.00	10	**			0.000	100.00	
Endrin	1	100		0.00	0.00	50	**			0.000	100.00	
1,4-Dioxane-d8	1	100		0.00	0.00	40	**			0.000	100.00	
1,4-Dioxane-d8-Surro	1	100		0.00	0.00	40	**			0.000	100.00	
Diaminotoluene Dihydrochloride	1	100		0.00	0.00	50	**			0.000	100.00	
4-Methylphenol	1	100		0.00	0.00	50	**	0.6		0.000	100.00	
Dimethylnaphthalenes (Total)	1	100		0.00	0.00	50	**		0.886	0.000	100.00	

S-Surrogate Compound I-Internal Standard Compound

N/O or N/Q - Not applicable for this run C1-Compound %Diff exceeds limits ** - No limit specified in method

Note: 8260/8270 limits are compared against the %DIFF/R.F. 625 limits are compared against the %DIFF.

624 limits are compared against the concentration found. 524.2 limits are compared against the %DIFF

Form7

Continuing Calibration

Calibration Name: CAL BNA@50PPM **Data File:** 9M78912.D **Instrument:** GCMS 9

Cont Calibration Date/Time 7/3/2017 9:08:00 A Method: EPA 8270D

TxtCompd:	Col#	Multi Num	Type	RT	Conc	Conc Exp	Lo Lim	MIN RF	Initial RF	RF	%Diff	Flag
1,4-Dioxane-d8(INT)	1	0	I	2.72	40.00	40	**			0.000	0.00	
1,4-Dioxane	1	0		2.76	45.65	50	**		1.181	0.981	8.70	
Pyridine	1	0		3.23	45.75	50	**		3.235	2.960	8.50	
N-Nitrosodimethylamine	1	0		3.15	48.26	50	**		1.798	1.736	3.48	
2-Fluorophenol	1	0	S	4.74	48.92	50	**		2.749	2.690	2.15	
Benzaldehyde	1	0		5.55	32.63	50	20	0.01	1.722	1.256	34.73	C1
Aniline	1	0		5.65	49.76	50	**		4.266	4.382	0.47	
Pentachloroethane	1	0		5.69	49.09	50	**	0.05	1.034	1.015	1.82	
bis(2-Chloroethyl)ether	1	0		5.70	51.82	50	20	0.7	3.160	2.910	3.63	
Phenol-d5	1	0	S	5.62	49.01	50	**		3.758	3.683	1.98	
Phenol	1	0		5.63	48.36	50	20	0.8	4.318	4.177	3.27	
2-Chlorophenol	1	0		5.75	49.35	50	20	0.8	3.323	3.279	1.30	
N-Decane	1	0		5.80	44.96	50	**	0.05	2.855	2.568	10.07	
1,3-Dichlorobenzene	1	0		5.88	49.40	50	**		3.792	3.746	1.20	
1,4-Dichlorobenzene-d4	1	0	I	5.93	40.00	40	**			0.000	0.00	
1,4-Dichlorobenzene	1	0		5.95	50.23	50	20		1.529	1.537	0.47	
1,2-Dichlorobenzene	1	0		6.07	49.72	50	**		1.459	1.451	0.56	
Benzyl alcohol	1	0		6.04	46.97	50	**		0.891	0.837	6.06	
bis(2-chloroisopropyl)ether	1	0		6.16	43.21	50	20	0.01	1.492	1.289	13.59	
2-Methylphenol	1	0		6.14	45.62	50	20	0.7	1.254	1.144	8.77	
Acetophenone	1	0		6.26	46.39	50	20	0.01	1.801	1.671	7.22	
Hexachloroethane	1	0		6.35	46.41	50	20	0.3	0.580	0.539	7.18	
N-Nitroso-di-n-propylamine	1	0		6.25	44.60	50	20	0.5	1.023	0.942	10.80	
3&4-Methylphenol	1	0		6.26	47.49	50	20		1.318	1.252	5.02	
Naphthalene-d8	1	0	I	6.94	40.00	40	**			0.000	0.00	
Nitrobenzene-d5	1	0	S	6.38	26.76	25	**		0.152	0.163	7.02	
Nitrobenzene	1	0		6.39	49.46	50	20	0.2	0.361	0.357	1.09	
Isophorone	1	0		6.58	49.20	50	20	0.4	0.642	0.631	1.59	
2-Nitrophenol	1	0		6.64	55.17	50	20	0.1	0.177	0.196	10.35	
2,4-Dimethylphenol	1	0		6.67	50.81	50	20	0.2	0.368	0.374	1.61	
Benzoic Acid	1	0		6.74	50.41	50	**		0.279	0.287	0.82	
bis(2-Chloroethoxy)methane	1	0		6.74	49.12	50	20	0.3	0.387	0.380	1.77	
2,4-Dichlorophenol	1	0		6.83	51.86	50	20	0.2	0.328	0.340	3.72	
1,2,4-Trichlorobenzene	1	0		6.90	55.83	50	**		0.353	0.394	11.67	
Naphthalene	1	0		6.96	47.22	50	20	0.7	1.161	1.080	5.56	
4-Chloroaniline	1	0		6.99	54.08	50	20	0.01	0.380	0.429	8.15	
Hexachlorobutadiene	1	0		7.05	56.61	50	20	0.01	0.230	0.261	13.22	
Caprolactam	1	0		7.26	44.16	50	20	0.01	0.116	0.102	11.69	
4-Chloro-3-methylphenol	1	0		7.36	51.78	50	20	0.2	0.315	0.326	3.56	
2-Methylnaphthalene	1	0		7.50	51.46	50	**	0.4	0.776	0.799	2.92	
1-Methylnaphthalene	1	0		7.58	50.67	50	**	0.4	0.729	0.739	1.34	
Methylnaphthalenes	1	0		7.50	102.03	100	**			0.767	2.03	
1,1'-Biphenyl	1	0		7.87	51.98	50	20	0.01	0.976	1.014	3.97	
Acenaphthene-d10	1	0	I	8.39	40.00	40	**			0.000	0.00	
1,2,4,5-Tetrachlorobenzene	1	0		7.63	53.28	50	20	0.01	0.577	0.614	6.57	
Hexachlorocyclopentadiene	1	0		7.63	58.26	50	20	0.05	0.344	0.401	16.51	
2,4,6-Trichlorophenol	1	0		7.72	55.31	50	20	0.2	0.372	0.412	10.63	
2,4,5-Trichlorophenol	1	0		7.76	59.69	50	20	0.2	0.366	0.436	19.39	
2-Fluorobiphenyl	1	0	S	7.79	26.89	25	**		1.276	1.373	7.55	
2-Chloronaphthalene	1	0		7.90	51.06	50	20	0.8	1.103	1.126	2.12	
1,4-Dimethylnaphthalene	1	0		8.18	50.53	50	**		0.933	0.943	1.06	
Dimethylnaphthalenes	1	0		8.18	50.53	50	20			0.943	1.06	

S-Surrogate Compound I-Internal Standard Compound

N/O or N/Q - Not applicable for this run C1-Compound %Diff exceeds limits ** - No limit specified in method

Note: 8260/8270 limits are compared against the %DIFF/R.F. 625 limits are compared against the %DIFF.

624 limits are compared against the concentration found. 524.2 limits are compared against the %DIFF

Form7

Continuing Calibration

Calibration Name: CAL BNA@50PPM **Data File:** 9M78912.D **Instrument:** GCMS 9

Cont Calibration Date/Time 7/3/2017 9:08:00 A Method: EPA 8270D

TxtCompd:	Col#	Multi Num	Type	RT	Conc	Conc Exp	Lo Lim	MIN RF	Initial RF	RF	%Diff	Flag
Diphenyl Ether	1	0		7.96	49.30	50	**		0.775	0.765	1.40	
2-Nitroaniline	1	0		7.98	47.10	50	20	0.01	0.355	0.356	5.80	
Coumarin	1	0		8.16	50.75		**		0.444			
Acenaphthylene	1	0		8.26	49.83	50	20	0.9	1.795	1.789	0.33	
Dimethylphthalate	1	0		8.12	52.14	50	20	0.01	1.294	1.350	4.29	
2,6-Dinitrotoluene	1	0		8.18	49.68	50	20	0.2	0.291	0.314	0.63	
Acenaphthene	1	0		8.41	50.54	50	20	0.9	1.152	1.164	1.08	
3-Nitroaniline	1	0		8.33	50.25	50	20	0.01	0.273	0.312	0.49	
2,4-Dinitrophenol	1	0		8.42	51.13	50	20	0.01	0.138	0.133	2.26	
Dibenzofuran	1	0		8.57	52.31	50	20	0.8	1.773	1.712	4.62	
2,4-Dinitrotoluene	1	0		8.54	54.29	50	20	0.2	0.380	0.428	8.58	
4-Nitrophenol	1	0		8.46	44.54	50	20	0.01	0.215	0.231	10.91	
2,3,4,6-Tetrachlorophenol	1	0		8.68	60.69	50	20	0.01	0.365	0.443	21.38	C1
Fluorene	1	0		8.90	51.05	50	20	0.9	1.418	1.447	2.09	
4-Chlorophenyl-phenylether	1	0		8.89	59.15	50	20	0.4	0.735	0.803	18.31	
Diethylphthalate	1	0		8.76	51.46	50	20	0.01	1.279	1.316	2.93	
4-Nitroaniline	1	0		8.90	52.05	50	20	0.01	0.334	0.358	4.10	
Atrazine	1	0		9.52	51.29	50	20	0.01	0.378	0.388	2.57	
Phenanthrene-d10	1	0	I	9.86	40.00	40	**			0.000	0.00	
4,6-Dinitro-2-methylphenol	1	0		8.92	54.34	50	20	0.01	0.110	0.120	8.67	
n-Nitrosodiphenylamine	1	0		9.00	46.81	50	20	0.01	0.649	0.608	6.37	
2,4,6-Tribromophenol	1	0	S	9.13	45.52	50	**		0.124	0.123	8.96	
1,2-Diphenylhydrazine	1	0		9.04	44.31	50	**		0.660	0.585	11.39	
4-Bromophenyl-phenylether	1	0		9.38	50.63	50	20	0.1	0.247	0.250	1.26	
Hexachlorobenzene	1	0		9.45	53.05	50	20	0.1	0.258	0.274	6.10	
N-Octadecane	1	0		9.71	44.10	50	**	0.05	0.330	0.291	11.80	
Pentachlorophenol	1	0		9.64	42.71	50	20	0.05	0.147	0.137	14.57	
Phenanthrene	1	0		9.89	48.93	50	20	0.7	1.089	1.066	2.15	
Anthracene	1	0		9.94	48.43	50	20	0.7	1.138	1.102	3.14	
Carbazole	1	0		10.10	49.10	50	20	0.01	0.978	0.961	1.80	
Di-n-butylphthalate	1	0		10.48	47.10	50	20	0.01	1.097	1.081	5.79	
Fluoranthene	1	0		11.22	54.57	50	20	0.6	1.203	1.313	9.14	
Chrysene-d12	1	0	I	12.92	40.00	40	**			0.000	0.00	
Pyrene	1	0		11.48	50.54	50	20	0.6	1.011	1.022	1.08	
Benzidine	1	0		11.37	46.99	50	**		0.297	0.382	6.02	
Terphenyl-d14	1	0	S	11.66	25.99	25	**		0.544	0.565	3.94	
4,4'-DDE	1	0		11.60	51.72		**		0.226			
4,4'-DDD	1	0		12.00	53.46		**		0.393			
Butylbenzylphthalate	1	0		12.25	48.40	50	20	0.01	0.371	0.359	3.21	
4,4'-DDT	1	0		12.36	57.34		**		0.334			
3,3'-Dichlorobenzidine	1	0		12.87	59.22	50	20	0.01	0.258	0.365	18.44	
Benzo[a]anthracene	1	0		12.91	52.11	50	20	0.8	1.004	1.046	4.23	
Chrysene	1	0		12.94	50.59	50	20	0.7	0.986	0.998	1.18	
bis(2-Ethylhexyl)phthalate	1	0		12.94	42.29	50	20	0.01	0.560	0.543	15.43	
Perylene-d12	1	0	I	14.55	40.00	40	**			0.000	0.00	
Di-n-octylphthalate	1	0		13.69	43.16	50	20	0.01	0.962	0.911	13.69	
Benzo[b]fluoranthene	1	0		14.12	50.31	50	20	0.7	1.093	1.100	0.62	
Benzo[k]fluoranthene	1	0		14.15	51.31	50	20	0.7	1.191	1.222	2.61	
Benzo[a]pyrene	1	0		14.49	52.91	50	20	0.7	1.050	1.111	5.83	
Indeno[1,2,3-cd]pyrene	1	0		15.92	52.93	50	20	0.5	1.228	1.299	5.85	
Dibenzo[a,h]anthracene	1	0		15.94	50.85	50	20	0.4	1.063	1.093	1.71	
Benzo[g,h,i]perylene	1	0		16.31	52.75	50	20	0.5	1.029	1.085	5.49	

S-Surrogate Compound I-Internal Standard Compound

N/O or N/Q - Not applicable for this run C1-Compound %Diff exceeds limits ** - No limit specified in method

Note: 8260/8270 limits are compared against the %DIFF/R.F. 625 limits are compared against the %DIFF.

624 limits are compared against the concentration found. 524.2 limits are compared against the %DIFF

Form7

Continuing Calibration

Calibration Name: CAL BNA@50PPM **Data File:** 9M78912.D **Instrument:** GCMS 9

Cont Calibration Date/Time 7/3/2017 9:08:00 A Method: EPA 8270D

TxtCompd:	Col#	Multi Num	Type	RT	Conc	Conc Exp	Lo Lim	MIN RF	Initial RF	RF	%Diff	Flag
1,4-Dioxane-d8	1	100		0.00	0.00	40	**			0.000	100.00	
Toluene Diisocyanate	1	100		0.00	0.00	50	**			0.000	100.00	
2,2'-oxybis-(1-Chloropropane)	1	100		0.00	0.00	50	**			0.000	100.00	
1,4-Dioxane-d8-Surro	1	100		0.00	0.00	40	**			0.000	100.00	
2,4 Diaminotoluene	1	100		0.00	0.00	50	**			0.000	100.00	
Methylnaphthalenes (Total)	1	100		0.00	0.00	50	**		0.752	0.000	100.00	
Methoxychlor	1	100		0.00	0.00	10	**			0.000	100.00	
Heptachlor epoxide	1	100		0.00	0.00	10	**			0.000	100.00	
Heptachlor	1	100		0.00	0.00	10	**			0.000	100.00	
gamma-BHC	1	100		0.00	0.00	10	**			0.000	100.00	
Dimethylnaphthalenes (Total)	1	100		0.00	0.00	50	**		0.933	0.000	100.00	
Diaminotoluene Dihydrochloride	1	100		0.00	0.00	50	**			0.000	100.00	
4-Methylphenol	1	100		0.00	0.00	50	**	0.6		0.000	100.00	
Endrin	1	100		0.00	0.00	50	**			0.000	100.00	

S-Surrogate Compound I-Internal Standard Compound

N/O or N/Q - Not applicable for this run C1-Compound %Diff exceeds limits ** - No limit specified in method

Note: 8260/8270 limits are compared against the %DIFF/R.F. 625 limits are compared against the %DIFF.

624 limits are compared against the concentration found. 524.2 limits are compared against the %DIFF

Form7

Continuing Calibration

Calibration Name: CAL BNA@50PPM **Data File:** 7M85202.D **Instrument:** GCMS 7

Cont Calibration Date/Time 7/3/2017 3:38:00 PM Method: EPA 8270D

TxtCompd:	Col#	Multi Num	Type	RT	Conc	Conc Exp	Lo Lim	MIN RF	Initial RF	RF	%Diff	Flag
1,4-Dioxane-d8(INT)	1	0	I	2.50	40.00	40	**			0.000	0.00	
1,4-Dioxane	1	0		2.54	47.54	50	**		1.162	0.986	4.93	
Pyridine	1	0		3.01	50.55	50	**		2.849	2.881	1.11	
N-Nitrosodimethylamine	1	0		2.93	53.29	50	**		1.652	1.761	6.58	
2-Fluorophenol	1	0	S	4.59	52.94	50	**		2.402	2.544	5.87	
Benzaldehyde	1	0		5.40	42.20	50	20	0.01	1.348	1.138	15.61	
Aniline	1	0		5.49	57.53	50	**		3.383	3.893	15.06	
Pentachloroethane	1	0		5.54	53.56	50	**	0.05	0.813	0.870	7.13	
bis(2-Chloroethyl)ether	1	0		5.55	51.48	50	20	0.7	2.640	2.605	2.97	
Phenol-d5	1	0	S	5.47	52.21	50	**		3.139	3.278	4.43	
Phenol	1	0		5.48	52.71	50	20	0.8	3.494	3.684	5.42	
2-Chlorophenol	1	0		5.60	53.13	50	20	0.8	2.654	2.820	6.26	
N-Decane	1	0		5.64	59.50	50	**	0.05	2.121	2.524	18.99	
1,3-Dichlorobenzene	1	0		5.73	51.92	50	**		2.824	2.932	3.84	
1,4-Dichlorobenzene-d4	1	0	I	5.78	40.00	40	**			0.000	0.00	
1,4-Dichlorobenzene	1	0		5.79	50.96	50	20		1.524	1.553	1.93	
1,2-Dichlorobenzene	1	0		5.92	52.23	50	**		1.433	1.497	4.46	
Benzyl alcohol	1	0		5.89	48.08	50	**		0.899	0.865	3.84	
bis(2-chloroisopropyl)ether	1	0		6.00	61.06	50	20	0.01	1.407	1.718	22.13	C1
2-Methylphenol	1	0		5.99	51.10	50	20	0.7	1.315	1.344	2.20	
Acetophenone	1	0		6.10	51.33	50	20	0.01	1.683	1.728	2.67	
Hexachloroethane	1	0		6.19	54.89	50	20	0.3	0.530	0.582	9.79	
N-Nitroso-di-n-propylamine	1	0		6.10	57.50	50	20	0.5	0.904	1.015	15.00	
3&4-Methylphenol	1	0		6.11	52.96	50	20		1.302	1.379	5.91	
Naphthalene-d8	1	0	I	6.79	40.00	40	**			0.000	0.00	
Nitrobenzene-d5	1	0	S	6.22	25.72	25	**		0.163	0.168	2.90	
Nitrobenzene	1	0		6.24	56.63	50	20	0.2	0.330	0.374	13.26	
Isophorone	1	0		6.42	55.79	50	20	0.4	0.607	0.677	11.59	
2-Nitrophenol	1	0		6.49	54.54	50	20	0.1	0.184	0.201	9.08	
2,4-Dimethylphenol	1	0		6.52	52.57	50	20	0.2	0.343	0.361	5.15	
Benzoic Acid	1	0		6.59	35.05	50	**		0.168	0.126	29.89	
bis(2-Chloroethoxy)methane	1	0		6.59	53.04	50	20	0.3	0.396	0.420	6.09	
2,4-Dichlorophenol	1	0		6.68	51.59	50	20	0.2	0.304	0.314	3.18	
1,2,4-Trichlorobenzene	1	0		6.74	52.28	50	**		0.321	0.336	4.57	
Naphthalene	1	0		6.80	51.05	50	20	0.7	1.104	1.064	2.10	
4-Chloroaniline	1	0		6.84	65.21	50	20	0.01	0.315	0.434	30.41	C1
Hexachlorobutadiene	1	0		6.89	51.93	50	20	0.01	0.173	0.179	3.87	
Caprolactam	1	0		7.10	46.89	50	20	0.01	0.116	0.109	6.23	
4-Chloro-3-methylphenol	1	0		7.20	53.47	50	20	0.2	0.287	0.307	6.94	
2-Methylnaphthalene	1	0		7.34	52.75	50	**	0.4	0.735	0.775	5.49	
1-Methylnaphthalene	1	0		7.42	51.45	50	**	0.4	0.681	0.700	2.90	
Methylnaphthalenes	1	0		7.34	104.08	100	**			0.737	4.08	
1,1'-Biphenyl	1	0		7.71	51.20	50	20	0.01	0.866	0.887	2.40	
Acenaphthene-d10	1	0	I	8.21	40.00	40	**			0.000	0.00	
1,2,4,5-Tetrachlorobenzene	1	0		7.47	49.18	50	20	0.01	0.523	0.514	1.63	
Hexachlorocyclopentadiene	1	0		7.46	3.24	50	20	0.05	0.223	0.017	93.51	C1
2,4,6-Trichlorophenol	1	0		7.56	52.21	50	20	0.2	0.358	0.374	4.42	
2,4,5-Trichlorophenol	1	0		7.59	54.81	50	20	0.2	0.371	0.406	9.61	
2-Fluorobiphenyl	1	0	S	7.62	26.23	25	**		1.291	1.354	4.92	
2-Chloronaphthalene	1	0		7.73	53.11	50	20	0.8	1.103	1.171	6.22	
1,4-Dimethylnaphthalene	1	0		8.01	54.12	50	**		0.886	0.959	8.25	
Dimethylnaphthalenes	1	0		8.01	54.12	50	20			0.959	8.25	

S-Surrogate Compound I-Internal Standard Compound

N/O or N/Q - Not applicable for this run C1-Compound %Diff exceeds limits ** - No limit specified in method

Note: 8260/8270 limits are compared against the %DIFF/R.F. 625 limits are compared against the %DIFF.
624 limits are compared against the concentration found. 524.2 limits are compared against the %DIFF

Form7

Continuing Calibration

Calibration Name: CAL BNA@50PPM **Data File:** 7M85202.D **Instrument:** GCMS 7

Cont Calibration Date/Time 7/3/2017 3:38:00 PM Method: EPA 8270D

TxtCompd:	Col#	Multi Num	Type	RT	Conc	Conc Exp	Lo Lim	MIN RF	Initial RF	RF	%Diff	Flag
Diphenyl Ether	1	0		7.79	49.04	50	**		0.763	0.748	1.92	
2-Nitroaniline	1	0		7.81	64.31	50	20	0.01	0.322	0.414	28.62	C1
Coumarin	1	0		7.99	52.73		**		0.460			
Acenaphthylene	1	0		8.09	52.71	50	20	0.9	1.718	1.811	5.43	
Dimethylphthalate	1	0		7.95	53.70	50	20	0.01	1.236	1.328	7.40	
2,6-Dinitrotoluene	1	0		8.01	55.22	50	20	0.2	0.279	0.308	10.44	
Acenaphthene	1	0		8.24	52.88	50	20	0.9	1.085	1.147	5.76	
3-Nitroaniline	1	0		8.16	53.16	50	20	0.01	0.284	0.335	6.33	
2,4-Dinitrophenol	1	0		8.26	31.79	50	20	0.01	0.105	0.073	36.42	C1
Dibenzofuran	1	0		8.40	51.39	50	20	0.8	1.731	1.682	2.77	
2,4-Dinitrotoluene	1	0		8.37	53.27	50	20	0.2	0.371	0.395	6.55	
4-Nitrophenol	1	0		8.30	51.53	50	20	0.01	0.202	0.208	3.05	
2,3,4,6-Tetrachlorophenol	1	0		8.51	52.54	50	20	0.01	0.304	0.320	5.08	
Fluorene	1	0		8.72	53.31	50	20	0.9	1.293	1.378	6.62	
4-Chlorophenyl-phenylether	1	0		8.71	52.01	50	20	0.4	0.630	0.655	4.01	
Diethylphthalate	1	0		8.58	53.85	50	20	0.01	1.203	1.296	7.70	
4-Nitroaniline	1	0		8.72	54.49	50	20	0.01	0.333	0.362	8.98	
Atrazine	1	0		9.34	46.30	50	20	0.01	0.331	0.307	7.40	
Phenanthrene-d10	1	0	I	9.67	40.00	40	**			0.000	0.00	
4,6-Dinitro-2-methylphenol	1	0		8.76	43.56	50	20	0.01	0.100	0.083	12.88	
n-Nitrosodiphenylamine	1	0		8.82	52.97	50	20	0.01	0.621	0.658	5.93	
2,4,6-Tribromophenol	1	0	S	8.95	49.30	50	**		0.098	0.096	1.41	
1,2-Diphenylhydrazine	1	0		8.86	58.87	50	**		0.643	0.757	17.74	
4-Bromophenyl-phenylether	1	0		9.19	50.60	50	20	0.1	0.206	0.208	1.21	
Hexachlorobenzene	1	0		9.27	49.20	50	20	0.1	0.221	0.217	1.61	
N-Octadecane	1	0		9.53	63.47	50	**	0.05	0.333	0.423	26.95	
Pentachlorophenol	1	0		9.47	38.15	50	20	0.05	0.104	0.074	23.70	C1
Phenanthrene	1	0		9.69	51.10	50	20	0.7	1.059	1.082	2.21	
Anthracene	1	0		9.75	52.08	50	20	0.7	1.081	1.126	4.16	
Carbazole	1	0		9.92	51.28	50	20	0.01	0.996	1.021	2.56	
Di-n-butylphthalate	1	0		10.29	51.37	50	20	0.01	1.133	1.228	2.74	
Fluoranthene	1	0		11.02	50.51	50	20	0.6	1.168	1.180	1.02	
Chrysene-d12	1	0	I	12.72	40.00	40	**			0.000	0.00	
Pyrene	1	0		11.29	54.13	50	20	0.6	1.176	1.273	8.26	
Benzidine	1	0		11.17	63.80	50	**		0.334	0.504	27.60	
Terphenyl-d14	1	0	S	11.47	25.53	25	**		0.583	0.595	2.11	
4,4'-DDE	1	0		11.40	53.84		**		0.219			
4,4'-DDD	1	0		11.80	54.58		**		0.407			
Butylbenzylphthalate	1	0		12.05	57.67	50	20	0.01	0.466	0.537	15.35	
4,4'-DDT	1	0		12.16	51.69		**		0.325			
3,3'-Dichlorobenzidine	1	0		12.67	59.32	50	20	0.01	0.284	0.389	18.65	
Benzo[a]anthracene	1	0		12.71	53.22	50	20	0.8	1.052	1.120	6.44	
Chrysene	1	0		12.75	53.35	50	20	0.7	0.967	1.032	6.70	
bis(2-Ethylhexyl)phthalate	1	0		12.75	55.67	50	20	0.01	0.596	0.738	11.34	
Perylene-d12	1	0	I	14.36	40.00	40	**			0.000	0.00	
Di-n-octylphthalate	1	0		13.50	56.63	50	20	0.01	1.170	1.475	13.25	
Benzo[b]fluoranthene	1	0		13.95	56.41	50	20	0.7	1.114	1.257	12.82	
Benzo[k]fluoranthene	1	0		13.98	52.02	50	20	0.7	1.115	1.160	4.03	
Benzo[a]pyrene	1	0		14.30	54.51	50	20	0.7	1.057	1.152	9.03	
Indeno[1,2,3-cd]pyrene	1	0		15.68	54.32	50	20	0.5	1.195	1.299	8.65	
Dibenzo[a,h]anthracene	1	0		15.69	54.93	50	20	0.4	1.002	1.100	9.85	
Benzo[g,h,i]perylene	1	0		16.05	52.69	50	20	0.5	1.024	1.079	5.38	

S-Surrogate Compound I-Internal Standard Compound

N/O or N/Q - Not applicable for this run C1-Compound %Diff exceeds limits ** - No limit specified in method

Note: 8260/8270 limits are compared against the %DIFF/R.F. 625 limits are compared against the %DIFF.

624 limits are compared against the concentration found. 524.2 limits are compared against the %DIFF

Form7

Continuing Calibration

Calibration Name: CAL BNA@50PPM **Data File:** 7M85202.D **Instrument:** GCMS 7

Cont Calibration Date/Time 7/3/2017 3:38:00 PM Method: EPA 8270D

TxtCompd:	Col#	Multi Num	Type	RT	Conc	Conc Exp	Lo Lim	MIN RF	Initial RF	RF	%Diff	Flag
1,4-Dioxane-d8	1	100		0.00	0.00	40	**			0.000	100.00	
Toluene Diisocyanate	1	100		0.00	0.00	50	**			0.000	100.00	
2,2'-oxybis-(1-Chloropropane)	1	100		0.00	0.00	50	**			0.000	100.00	
1,4-Dioxane-d8-Surro	1	100		0.00	0.00	40	**			0.000	100.00	
2,4 Diaminotoluene	1	100		0.00	0.00	50	**			0.000	100.00	
Methylnaphthalenes (Total)	1	100		0.00	0.00	50	**		0.708	0.000	100.00	
Methoxychlor	1	100		0.00	0.00	10	**			0.000	100.00	
Heptachlor epoxide	1	100		0.00	0.00	10	**			0.000	100.00	
Heptachlor	1	100		0.00	0.00	10	**			0.000	100.00	
gamma-BHC	1	100		0.00	0.00	10	**			0.000	100.00	
Dimethylnaphthalenes (Total)	1	100		0.00	0.00	50	**		0.886	0.000	100.00	
Diaminotoluene Dihydrochloride	1	100		0.00	0.00	50	**			0.000	100.00	
4-Methylphenol	1	100		0.00	0.00	50	**	0.6		0.000	100.00	
Endrin	1	100		0.00	0.00	50	**			0.000	100.00	

S-Surrogate Compound I-Internal Standard Compound

N/O or N/Q - Not applicable for this run C1-Compound %Diff exceeds limits ** - No limit specified in method

Note: 8260/8270 limits are compared against the %DIFF/R.F. 625 limits are compared against the %DIFF.

624 limits are compared against the concentration found. 524.2 limits are compared against the %DIFF

Form7

Continuing Calibration

Calibration Name: CAL BNA@50PPM **Data File:** 7M85186.D **Instrument:** GCMS 7

Cont Calibration Date/Time 7/3/2017 9:03:00 A Method: EPA 8270D

TxtCompd:	Col#	Multi Num	Type	RT	Conc	Conc Exp	Lo Lim	MIN RF	Initial RF	RF	%Diff	Flag
1,4-Dioxane-d8(INT)	1	0	I	2.51	40.00	40	**			0.000	0.00	
1,4-Dioxane	1	0		2.55	46.14	50	**		1.162	0.957	7.71	
Pyridine	1	0		3.01	50.85	50	**		2.849	2.898	1.70	
N-Nitrosodimethylamine	1	0		2.93	51.14	50	**		1.652	1.690	2.28	
2-Fluorophenol	1	0	S	4.59	51.54	50	**		2.402	2.477	3.09	
Benzaldehyde	1	0		5.40	40.71	50	20	0.01	1.348	1.098	18.58	
Aniline	1	0		5.49	56.03	50	**		3.383	3.791	12.06	
Pentachloroethane	1	0		5.54	52.02	50	**	0.05	0.813	0.845	4.03	
bis(2-Chloroethyl)ether	1	0		5.55	48.86	50	20	0.7	2.640	2.476	2.29	
Phenol-d5	1	0	S	5.47	50.96	50	**		3.139	3.200	1.92	
Phenol	1	0		5.48	51.01	50	20	0.8	3.494	3.565	2.03	
2-Chlorophenol	1	0		5.60	51.24	50	20	0.8	2.654	2.720	2.48	
N-Decane	1	0		5.64	57.44	50	**	0.05	2.121	2.437	14.88	
1,3-Dichlorobenzene	1	0		5.73	50.64	50	**		2.824	2.860	1.28	
1,4-Dichlorobenzene-d4	1	0	I	5.78	40.00	40	**			0.000	0.00	
1,4-Dichlorobenzene	1	0		5.79	51.60	50	20		1.524	1.573	3.21	
1,2-Dichlorobenzene	1	0		5.92	52.31	50	**		1.433	1.499	4.63	
Benzyl alcohol	1	0		5.89	47.42	50	**		0.899	0.853	5.16	
bis(2-chloroisopropyl)ether	1	0		6.00	59.14	50	20	0.01	1.407	1.664	18.29	
2-Methylphenol	1	0		5.99	51.82	50	20	0.7	1.315	1.363	3.64	
Acetophenone	1	0		6.10	50.91	50	20	0.01	1.683	1.714	1.82	
Hexachloroethane	1	0		6.19	54.06	50	20	0.3	0.530	0.574	8.13	
N-Nitroso-di-n-propylamine	1	0		6.10	57.09	50	20	0.5	0.904	1.009	14.18	
3&4-Methylphenol	1	0		6.11	52.60	50	20		1.302	1.369	5.21	
Naphthalene-d8	1	0	I	6.78	40.00	40	**			0.000	0.00	
Nitrobenzene-d5	1	0	S	6.22	25.95	25	**		0.163	0.169	3.80	
Nitrobenzene	1	0		6.24	56.52	50	20	0.2	0.330	0.373	13.03	
Isophorone	1	0		6.42	55.47	50	20	0.4	0.607	0.673	10.93	
2-Nitrophenol	1	0		6.49	53.40	50	20	0.1	0.184	0.196	6.80	
2,4-Dimethylphenol	1	0		6.52	52.66	50	20	0.2	0.343	0.362	5.32	
Benzoic Acid	1	0		6.59	43.85	50	**		0.168	0.161	12.30	
bis(2-Chloroethoxy)methane	1	0		6.58	53.17	50	20	0.3	0.396	0.421	6.35	
2,4-Dichlorophenol	1	0		6.68	52.65	50	20	0.2	0.304	0.320	5.31	
1,2,4-Trichlorobenzene	1	0		6.74	53.02	50	**		0.321	0.341	6.04	
Naphthalene	1	0		6.80	50.89	50	20	0.7	1.104	1.060	1.78	
4-Chloroaniline	1	0		6.84	65.46	50	20	0.01	0.315	0.435	30.93	C1
Hexachlorobutadiene	1	0		6.89	54.75	50	20	0.01	0.173	0.189	9.50	
Caprolactam	1	0		7.10	47.77	50	20	0.01	0.116	0.111	4.47	
4-Chloro-3-methylphenol	1	0		7.20	53.98	50	20	0.2	0.287	0.309	7.95	
2-Methylnaphthalene	1	0		7.33	52.48	50	**	0.4	0.735	0.771	4.96	
1-Methylnaphthalene	1	0		7.41	52.00	50	**	0.4	0.681	0.708	4.00	
Methylnaphthalenes	1	0		7.33	104.47	100	**			0.739	4.47	
1,1'-Biphenyl	1	0		7.70	51.80	50	20	0.01	0.866	0.897	3.60	
Acenaphthene-d10	1	0	I	8.21	40.00	40	**			0.000	0.00	
1,2,4,5-Tetrachlorobenzene	1	0		7.47	49.30	50	20	0.01	0.523	0.515	1.40	
Hexachlorocyclopentadiene	1	0		7.46	4.06	50	20	0.05	0.223	0.021	91.87	C1
2,4,6-Trichlorophenol	1	0		7.56	51.91	50	20	0.2	0.358	0.372	3.82	
2,4,5-Trichlorophenol	1	0		7.59	53.78	50	20	0.2	0.371	0.399	7.57	
2-Fluorobiphenyl	1	0	S	7.62	26.21	25	**		1.291	1.353	4.86	
2-Chloronaphthalene	1	0		7.73	53.14	50	20	0.8	1.103	1.172	6.29	
1,4-Dimethylnaphthalene	1	0		8.01	54.57	50	**		0.886	0.967	9.15	
Dimethylnaphthalenes	1	0		8.01	54.57	50	20			0.967	9.15	

S-Surrogate Compound I-Internal Standard Compound

N/O or N/Q - Not applicable for this run C1-Compound %Diff exceeds limits ** - No limit specified in method

Note: 8260/8270 limits are compared against the %DIFF/R.F. 625 limits are compared against the %DIFF.

624 limits are compared against the concentration found. 524.2 limits are compared against the %DIFF

Form7

Continuing Calibration

Calibration Name: CAL BNA@50PPM **Data File:** 7M85186.D **Instrument:** GCMS 7

Cont Calibration Date/Time 7/3/2017 9:03:00 A Method: EPA 8270D

TxtCompd:	Col#	Multi Num	Type	RT	Conc	Conc Exp	Lo Lim	MIN RF	Initial RF	RF	%Diff	Flag
Diphenyl Ether	1	0		7.79	49.31	50	**		0.763	0.753	1.37	
2-Nitroaniline	1	0		7.80	63.31	50	20	0.01	0.322	0.408	26.62	C1
Coumarin	1	0		7.99	52.73		**		0.460			
Acenaphthylene	1	0		8.09	52.14	50	20	0.9	1.718	1.792	4.28	
Dimethylphthalate	1	0		7.95	53.22	50	20	0.01	1.236	1.316	6.45	
2,6-Dinitrotoluene	1	0		8.01	55.04	50	20	0.2	0.279	0.307	10.07	
Acenaphthene	1	0		8.24	52.77	50	20	0.9	1.085	1.145	5.54	
3-Nitroaniline	1	0		8.16	53.96	50	20	0.01	0.284	0.340	7.92	
2,4-Dinitrophenol	1	0		8.26	29.53	50	20	0.01	0.105	0.068	40.94	C1
Dibenzofuran	1	0		8.39	51.05	50	20	0.8	1.731	1.671	2.10	
2,4-Dinitrotoluene	1	0		8.37	54.11	50	20	0.2	0.371	0.401	8.23	
4-Nitrophenol	1	0		8.29	50.66	50	20	0.01	0.202	0.204	1.32	
2,3,4,6-Tetrachlorophenol	1	0		8.50	53.16	50	20	0.01	0.304	0.323	6.33	
Fluorene	1	0		8.71	52.88	50	20	0.9	1.293	1.367	5.76	
4-Chlorophenyl-phenylether	1	0		8.70	52.30	50	20	0.4	0.630	0.659	4.61	
Diethylphthalate	1	0		8.58	54.23	50	20	0.01	1.203	1.305	8.46	
4-Nitroaniline	1	0		8.72	55.51	50	20	0.01	0.333	0.369	11.03	
Atrazine	1	0		9.34	46.71	50	20	0.01	0.331	0.309	6.59	
Phenanthrene-d10	1	0	I	9.67	40.00	40	**			0.000	0.00	
4,6-Dinitro-2-methylphenol	1	0		8.76	41.07	50	20	0.01	0.100	0.078	17.86	
n-Nitrosodiphenylamine	1	0		8.81	52.33	50	20	0.01	0.621	0.650	4.66	
2,4,6-Tribromophenol	1	0	S	8.95	49.57	50	**		0.098	0.097	0.87	
1,2-Diphenylhydrazine	1	0		8.85	57.38	50	**		0.643	0.738	14.76	
4-Bromophenyl-phenylether	1	0		9.19	51.31	50	20	0.1	0.206	0.211	2.62	
Hexachlorobenzene	1	0		9.27	51.00	50	20	0.1	0.221	0.225	2.01	
N-Octadecane	1	0		9.53	61.83	50	**	0.05	0.333	0.412	23.66	
Pentachlorophenol	1	0		9.46	37.85	50	20	0.05	0.104	0.073	24.31	C1
Phenanthrene	1	0		9.69	52.18	50	20	0.7	1.059	1.105	4.36	
Anthracene	1	0		9.75	52.94	50	20	0.7	1.081	1.144	5.87	
Carbazole	1	0		9.91	51.98	50	20	0.01	0.996	1.035	3.96	
Di-n-butylphthalate	1	0		10.29	51.68	50	20	0.01	1.133	1.235	3.36	
Fluoranthene	1	0		11.02	54.86	50	20	0.6	1.168	1.282	9.72	
Chrysene-d12	1	0	I	12.72	40.00	40	**			0.000	0.00	
Pyrene	1	0		11.29	51.91	50	20	0.6	1.176	1.221	3.82	
Benzidine	1	0		11.17	62.56	50	**		0.334	0.492	25.13	
Terphenyl-d14	1	0	S	11.47	25.60	25	**		0.583	0.597	2.39	
4,4'-DDE	1	0		11.40	53.08		**		0.219			
4,4'-DDD	1	0		11.80	53.86		**		0.407			
Butylbenzylphthalate	1	0		12.05	56.80	50	20	0.01	0.466	0.529	13.60	
4,4'-DDT	1	0		12.16	55.14		**		0.325			
3,3'-Dichlorobenzidine	1	0		12.67	58.32	50	20	0.01	0.284	0.383	16.64	
Benzo[a]anthracene	1	0		12.71	53.11	50	20	0.8	1.052	1.117	6.23	
Chrysene	1	0		12.75	53.82	50	20	0.7	0.967	1.041	7.63	
bis(2-Ethylhexyl)phthalate	1	0		12.75	56.44	50	20	0.01	0.596	0.748	12.88	
Perylene-d12	1	0	I	14.36	40.00	40	**			0.000	0.00	
Di-n-octylphthalate	1	0		13.50	55.10	50	20	0.01	1.170	1.436	10.20	
Benzo[b]fluoranthene	1	0		13.95	52.92	50	20	0.7	1.114	1.179	5.85	
Benzo[k]fluoranthene	1	0		13.97	50.28	50	20	0.7	1.115	1.121	0.56	
Benzo[a]pyrene	1	0		14.30	53.46	50	20	0.7	1.057	1.130	6.93	
Indeno[1,2,3-cd]pyrene	1	0		15.68	53.22	50	20	0.5	1.195	1.272	6.44	
Dibenzo[a,h]anthracene	1	0		15.69	54.11	50	20	0.4	1.002	1.084	8.23	
Benzo[g,h,i]perylene	1	0		16.05	51.54	50	20	0.5	1.024	1.055	3.09	

S-Surrogate Compound I-Internal Standard Compound

N/O or N/Q - Not applicable for this run C1-Compound %Diff exceeds limits ** - No limit specified in method

Note: 8260/8270 limits are compared against the %DIFF/R.F. 625 limits are compared against the %DIFF.

624 limits are compared against the concentration found. 524.2 limits are compared against the %DIFF

Form7

Continuing Calibration

Calibration Name: CAL BNA@50PPM **Data File:** 7M85186.D **Instrument:** GCMS 7

Cont Calibration Date/Time 7/3/2017 9:03:00 A Method: EPA 8270D

TxtCompd:	Col#	Multi Num	Type	RT	Conc	Conc Exp	Lo Lim	MIN RF	Initial RF	RF	%Diff	Flag
1,4-Dioxane-d8	1	100		0.00	0.00	40	**			0.000	100.00	
Toluene Diisocyanate	1	100		0.00	0.00	50	**			0.000	100.00	
2,2'-oxybis-(1-Chloropropane)	1	100		0.00	0.00	50	**			0.000	100.00	
1,4-Dioxane-d8-Surro	1	100		0.00	0.00	40	**			0.000	100.00	
2,4 Diaminotoluene	1	100		0.00	0.00	50	**			0.000	100.00	
Methylnaphthalenes (Total)	1	100		0.00	0.00	50	**		0.708	0.000	100.00	
Methoxychlor	1	100		0.00	0.00	10	**			0.000	100.00	
Heptachlor epoxide	1	100		0.00	0.00	10	**			0.000	100.00	
Heptachlor	1	100		0.00	0.00	10	**			0.000	100.00	
gamma-BHC	1	100		0.00	0.00	10	**			0.000	100.00	
Dimethylnaphthalenes (Total)	1	100		0.00	0.00	50	**		0.886	0.000	100.00	
Diaminotoluene Dihydrochloride	1	100		0.00	0.00	50	**			0.000	100.00	
4-Methylphenol	1	100		0.00	0.00	50	**	0.6		0.000	100.00	
Endrin	1	100		0.00	0.00	50	**			0.000	100.00	

S-Surrogate Compound I-Internal Standard Compound

N/O or N/Q - Not applicable for this run C1-Compound %Diff exceeds limits ** - No limit specified in method

Note: **8260/8270 limits are compared against the %DIFF/R.F.** **625 limits are compared against the %DIFF.**
624 limits are compared against the concentration found. **524.2 limits are compared against the %DIFF**

Form7

Continuing Calibration

Calibration Name: CAL BNA@50PPM **Data File:** 9M78912.D **Instrument:** GCMS 9

Cont Calibration Date/Time 7/3/2017 9:08:00 A Method: EPA 8270D

TxtCompd:	Col#	Multi Num	Type	RT	Conc	Conc Exp	Lo Lim	MIN RF	Initial RF	RF	%Diff	Flag
1,4-Dioxane-d8(INT)	1	0	I	2.72	40.00	40	**			0.000	0.00	
1,4-Dioxane	1	0		2.76	45.65	50	**		1.181	0.981	8.70	
Pyridine	1	0		3.23	45.75	50	**		3.235	2.960	8.50	
N-Nitrosodimethylamine	1	0		3.15	48.26	50	**		1.798	1.736	3.48	
2-Fluorophenol	1	0	S	4.74	48.92	50	**		2.749	2.690	2.15	
Benzaldehyde	1	0		5.55	32.63	50	20	0.01	1.722	1.256	34.73	C1
Aniline	1	0		5.65	49.76	50	**		4.266	4.382	0.47	
Pentachloroethane	1	0		5.69	49.09	50	**	0.05	1.034	1.015	1.82	
bis(2-Chloroethyl)ether	1	0		5.70	51.82	50	20	0.7	3.160	2.910	3.63	
Phenol-d5	1	0	S	5.62	49.01	50	**		3.758	3.683	1.98	
Phenol	1	0		5.63	48.36	50	20	0.8	4.318	4.177	3.27	
2-Chlorophenol	1	0		5.75	49.35	50	20	0.8	3.323	3.279	1.30	
N-Decane	1	0		5.80	44.96	50	**	0.05	2.855	2.568	10.07	
1,3-Dichlorobenzene	1	0		5.88	49.40	50	**		3.792	3.746	1.20	
1,4-Dichlorobenzene-d4	1	0	I	5.93	40.00	40	**			0.000	0.00	
1,4-Dichlorobenzene	1	0		5.95	50.23	50	20		1.529	1.537	0.47	
1,2-Dichlorobenzene	1	0		6.07	49.72	50	**		1.459	1.451	0.56	
Benzyl alcohol	1	0		6.04	46.97	50	**		0.891	0.837	6.06	
bis(2-chloroisopropyl)ether	1	0		6.16	43.21	50	20	0.01	1.492	1.289	13.59	
2-Methylphenol	1	0		6.14	45.62	50	20	0.7	1.254	1.144	8.77	
Acetophenone	1	0		6.26	46.39	50	20	0.01	1.801	1.671	7.22	
Hexachloroethane	1	0		6.35	46.41	50	20	0.3	0.580	0.539	7.18	
N-Nitroso-di-n-propylamine	1	0		6.25	44.60	50	20	0.5	1.023	0.942	10.80	
3&4-Methylphenol	1	0		6.26	47.49	50	20		1.318	1.252	5.02	
Naphthalene-d8	1	0	I	6.94	40.00	40	**			0.000	0.00	
Nitrobenzene-d5	1	0	S	6.38	26.76	25	**		0.152	0.163	7.02	
Nitrobenzene	1	0		6.39	49.46	50	20	0.2	0.361	0.357	1.09	
Isophorone	1	0		6.58	49.20	50	20	0.4	0.642	0.631	1.59	
2-Nitrophenol	1	0		6.64	55.17	50	20	0.1	0.177	0.196	10.35	
2,4-Dimethylphenol	1	0		6.67	50.81	50	20	0.2	0.368	0.374	1.61	
Benzoic Acid	1	0		6.74	50.41	50	**		0.279	0.287	0.82	
bis(2-Chloroethoxy)methane	1	0		6.74	49.12	50	20	0.3	0.387	0.380	1.77	
2,4-Dichlorophenol	1	0		6.83	51.86	50	20	0.2	0.328	0.340	3.72	
1,2,4-Trichlorobenzene	1	0		6.90	55.83	50	**		0.353	0.394	11.67	
Naphthalene	1	0		6.96	47.22	50	20	0.7	1.161	1.080	5.56	
4-Chloroaniline	1	0		6.99	54.08	50	20	0.01	0.380	0.429	8.15	
Hexachlorobutadiene	1	0		7.05	56.61	50	20	0.01	0.230	0.261	13.22	
Caprolactam	1	0		7.26	44.16	50	20	0.01	0.116	0.102	11.69	
4-Chloro-3-methylphenol	1	0		7.36	51.78	50	20	0.2	0.315	0.326	3.56	
2-Methylnaphthalene	1	0		7.50	51.46	50	**	0.4	0.776	0.799	2.92	
1-Methylnaphthalene	1	0		7.58	50.67	50	**	0.4	0.729	0.739	1.34	
Methylnaphthalenes	1	0		7.50	102.03	100	**			0.767	2.03	
1,1'-Biphenyl	1	0		7.87	51.98	50	20	0.01	0.976	1.014	3.97	
Acenaphthene-d10	1	0	I	8.39	40.00	40	**			0.000	0.00	
1,2,4,5-Tetrachlorobenzene	1	0		7.63	53.28	50	20	0.01	0.577	0.614	6.57	
Hexachlorocyclopentadiene	1	0		7.63	58.26	50	20	0.05	0.344	0.401	16.51	
2,4,6-Trichlorophenol	1	0		7.72	55.31	50	20	0.2	0.372	0.412	10.63	
2,4,5-Trichlorophenol	1	0		7.76	59.69	50	20	0.2	0.366	0.436	19.39	
2-Fluorobiphenyl	1	0	S	7.79	26.89	25	**		1.276	1.373	7.55	
2-Chloronaphthalene	1	0		7.90	51.06	50	20	0.8	1.103	1.126	2.12	
1,4-Dimethylnaphthalene	1	0		8.18	50.53	50	**		0.933	0.943	1.06	
Dimethylnaphthalenes	1	0		8.18	50.53	50	20			0.943	1.06	

S-Surrogate Compound I-Internal Standard Compound

N/O or N/Q - Not applicable for this run C1-Compound %Diff exceeds limits ** - No limit specified in method

Note: 8260/8270 limits are compared against the %DIFF/R.F. 625 limits are compared against the %DIFF.

624 limits are compared against the concentration found. 524.2 limits are compared against the %DIFF

Form7

Continuing Calibration

Calibration Name: CAL BNA@50PPM **Data File:** 9M78912.D **Instrument:** GCMS 9

Cont Calibration Date/Time 7/3/2017 9:08:00 A Method: EPA 8270D

TxtCompd:	Col#	Multi Num	Type	RT	Conc	Conc Exp	Lo Lim	MIN RF	Initial RF	RF	%Diff	Flag
Diphenyl Ether	1	0		7.96	49.30	50	**		0.775	0.765	1.40	
2-Nitroaniline	1	0		7.98	47.10	50	20	0.01	0.355	0.356	5.80	
Coumarin	1	0		8.16	50.75		**		0.444			
Acenaphthylene	1	0		8.26	49.83	50	20	0.9	1.795	1.789	0.33	
Dimethylphthalate	1	0		8.12	52.14	50	20	0.01	1.294	1.350	4.29	
2,6-Dinitrotoluene	1	0		8.18	49.68	50	20	0.2	0.291	0.314	0.63	
Acenaphthene	1	0		8.41	50.54	50	20	0.9	1.152	1.164	1.08	
3-Nitroaniline	1	0		8.33	50.25	50	20	0.01	0.273	0.312	0.49	
2,4-Dinitrophenol	1	0		8.42	51.13	50	20	0.01	0.138	0.133	2.26	
Dibenzofuran	1	0		8.57	52.31	50	20	0.8	1.773	1.712	4.62	
2,4-Dinitrotoluene	1	0		8.54	54.29	50	20	0.2	0.380	0.428	8.58	
4-Nitrophenol	1	0		8.46	44.54	50	20	0.01	0.215	0.231	10.91	
2,3,4,6-Tetrachlorophenol	1	0		8.68	60.69	50	20	0.01	0.365	0.443	21.38	C1
Fluorene	1	0		8.90	51.05	50	20	0.9	1.418	1.447	2.09	
4-Chlorophenyl-phenylether	1	0		8.89	59.15	50	20	0.4	0.735	0.803	18.31	
Diethylphthalate	1	0		8.76	51.46	50	20	0.01	1.279	1.316	2.93	
4-Nitroaniline	1	0		8.90	52.05	50	20	0.01	0.334	0.358	4.10	
Atrazine	1	0		9.52	51.29	50	20	0.01	0.378	0.388	2.57	
Phenanthrene-d10	1	0	I	9.86	40.00	40	**			0.000	0.00	
4,6-Dinitro-2-methylphenol	1	0		8.92	54.34	50	20	0.01	0.110	0.120	8.67	
n-Nitrosodiphenylamine	1	0		9.00	46.81	50	20	0.01	0.649	0.608	6.37	
2,4,6-Tribromophenol	1	0	S	9.13	45.52	50	**		0.124	0.123	8.96	
1,2-Diphenylhydrazine	1	0		9.04	44.31	50	**		0.660	0.585	11.39	
4-Bromophenyl-phenylether	1	0		9.38	50.63	50	20	0.1	0.247	0.250	1.26	
Hexachlorobenzene	1	0		9.45	53.05	50	20	0.1	0.258	0.274	6.10	
N-Octadecane	1	0		9.71	44.10	50	**	0.05	0.330	0.291	11.80	
Pentachlorophenol	1	0		9.64	42.71	50	20	0.05	0.147	0.137	14.57	
Phenanthrene	1	0		9.89	48.93	50	20	0.7	1.089	1.066	2.15	
Anthracene	1	0		9.94	48.43	50	20	0.7	1.138	1.102	3.14	
Carbazole	1	0		10.10	49.10	50	20	0.01	0.978	0.961	1.80	
Di-n-butylphthalate	1	0		10.48	47.10	50	20	0.01	1.097	1.081	5.79	
Fluoranthene	1	0		11.22	54.57	50	20	0.6	1.203	1.313	9.14	
Chrysene-d12	1	0	I	12.92	40.00	40	**			0.000	0.00	
Pyrene	1	0		11.48	50.54	50	20	0.6	1.011	1.022	1.08	
Benzidine	1	0		11.37	46.99	50	**		0.297	0.382	6.02	
Terphenyl-d14	1	0	S	11.66	25.99	25	**		0.544	0.565	3.94	
4,4'-DDE	1	0		11.60	51.72		**		0.226			
4,4'-DDD	1	0		12.00	53.46		**		0.393			
Butylbenzylphthalate	1	0		12.25	48.40	50	20	0.01	0.371	0.359	3.21	
4,4'-DDT	1	0		12.36	57.34		**		0.334			
3,3'-Dichlorobenzidine	1	0		12.87	59.22	50	20	0.01	0.258	0.365	18.44	
Benzo[a]anthracene	1	0		12.91	52.11	50	20	0.8	1.004	1.046	4.23	
Chrysene	1	0		12.94	50.59	50	20	0.7	0.986	0.998	1.18	
bis(2-Ethylhexyl)phthalate	1	0		12.94	42.29	50	20	0.01	0.560	0.543	15.43	
Perylene-d12	1	0	I	14.55	40.00	40	**			0.000	0.00	
Di-n-octylphthalate	1	0		13.69	43.16	50	20	0.01	0.962	0.911	13.69	
Benzo[b]fluoranthene	1	0		14.12	50.31	50	20	0.7	1.093	1.100	0.62	
Benzo[k]fluoranthene	1	0		14.15	51.31	50	20	0.7	1.191	1.222	2.61	
Benzo[a]pyrene	1	0		14.49	52.91	50	20	0.7	1.050	1.111	5.83	
Indeno[1,2,3-cd]pyrene	1	0		15.92	52.93	50	20	0.5	1.228	1.299	5.85	
Dibenzo[a,h]anthracene	1	0		15.94	50.85	50	20	0.4	1.063	1.093	1.71	
Benzo[g,h,i]perylene	1	0		16.31	52.75	50	20	0.5	1.029	1.085	5.49	

S-Surrogate Compound I-Internal Standard Compound

N/O or N/Q - Not applicable for this run C1-Compound %Diff exceeds limits ** - No limit specified in method

Note: 8260/8270 limits are compared against the %DIFF/R.F. 625 limits are compared against the %DIFF.

624 limits are compared against the concentration found. 524.2 limits are compared against the %DIFF

Form7

Continuing Calibration

Calibration Name: CAL BNA@50PPM **Data File:** 9M78912.D **Instrument:** GCMS 9

Cont Calibration Date/Time 7/3/2017 9:08:00 A Method: EPA 8270D

TxtCompd:	Col#	Multi Num	Type	RT	Conc	Conc Exp	Lo Lim	MIN RF	Initial RF	RF	%Diff	Flag
Toluene Diisocyanate	1	100		0.00	0.00	50	**			0.000	100.00	
Heptachlor epoxide	1	100		0.00	0.00	10	**			0.000	100.00	
1,4-Dioxane-d8	1	100		0.00	0.00	40	**			0.000	100.00	
1,4-Dioxane-d8-Surro	1	100		0.00	0.00	40	**			0.000	100.00	
2,2'-oxybis-(1-Chloropropane)	1	100		0.00	0.00	50	**			0.000	100.00	
2,4 Diaminotoluene	1	100		0.00	0.00	50	**			0.000	100.00	
Methylnaphthalenes (Total)	1	100		0.00	0.00	50	**		0.752	0.000	100.00	
Methoxychlor	1	100		0.00	0.00	10	**			0.000	100.00	
Endrin	1	100		0.00	0.00	50	**			0.000	100.00	
Heptachlor	1	100		0.00	0.00	10	**			0.000	100.00	
Dimethylnaphthalenes (Total)	1	100		0.00	0.00	50	**		0.933	0.000	100.00	
Diaminotoluene Dihydrochloride	1	100		0.00	0.00	50	**			0.000	100.00	
4-Methylphenol	1	100		0.00	0.00	50	**	0.6		0.000	100.00	
gamma-BHC	1	100		0.00	0.00	10	**			0.000	100.00	

S-Surrogate Compound I-Internal Standard Compound

N/O or N/Q - Not applicable for this run C1-Compound %Diff exceeds limits ** - No limit specified in method

Note: 8260/8270 limits are compared against the %DIFF/R.F. 625 limits are compared against the %DIFF.

624 limits are compared against the concentration found. 524.2 limits are compared against the %DIFF

Form7

Continuing Calibration

Calibration Name: CAL BNA@50PPM **Data File:** 7M85202.D **Instrument:** GCMS 7

Cont Calibration Date/Time 7/3/2017 3:38:00 PM Method: EPA 8270D

TxtCompd:	Col#	Multi Num	Type	RT	Conc	Conc Exp	Lo Lim	MIN RF	Initial RF	RF	%Diff	Flag
1,4-Dioxane-d8(INT)	1	0	I	2.50	40.00	40	**			0.000	0.00	
1,4-Dioxane	1	0		2.54	47.54	50	**		1.162	0.986	4.93	
Pyridine	1	0		3.01	50.55	50	**		2.849	2.881	1.11	
N-Nitrosodimethylamine	1	0		2.93	53.29	50	**		1.652	1.761	6.58	
2-Fluorophenol	1	0	S	4.59	52.94	50	**		2.402	2.544	5.87	
Benzaldehyde	1	0		5.40	42.20	50	20	0.01	1.348	1.138	15.61	
Aniline	1	0		5.49	57.53	50	**		3.383	3.893	15.06	
Pentachloroethane	1	0		5.54	53.56	50	**	0.05	0.813	0.870	7.13	
bis(2-Chloroethyl)ether	1	0		5.55	51.48	50	20	0.7	2.640	2.605	2.97	
Phenol-d5	1	0	S	5.47	52.21	50	**		3.139	3.278	4.43	
Phenol	1	0		5.48	52.71	50	20	0.8	3.494	3.684	5.42	
2-Chlorophenol	1	0		5.60	53.13	50	20	0.8	2.654	2.820	6.26	
N-Decane	1	0		5.64	59.50	50	**	0.05	2.121	2.524	18.99	
1,3-Dichlorobenzene	1	0		5.73	51.92	50	**		2.824	2.932	3.84	
1,4-Dichlorobenzene-d4	1	0	I	5.78	40.00	40	**			0.000	0.00	
1,4-Dichlorobenzene	1	0		5.79	50.96	50	20		1.524	1.553	1.93	
1,2-Dichlorobenzene	1	0		5.92	52.23	50	**		1.433	1.497	4.46	
Benzyl alcohol	1	0		5.89	48.08	50	**		0.899	0.865	3.84	
bis(2-chloroisopropyl)ether	1	0		6.00	61.06	50	20	0.01	1.407	1.718	22.13	C1
2-Methylphenol	1	0		5.99	51.10	50	20	0.7	1.315	1.344	2.20	
Acetophenone	1	0		6.10	51.33	50	20	0.01	1.683	1.728	2.67	
Hexachloroethane	1	0		6.19	54.89	50	20	0.3	0.530	0.582	9.79	
N-Nitroso-di-n-propylamine	1	0		6.10	57.50	50	20	0.5	0.904	1.015	15.00	
3&4-Methylphenol	1	0		6.11	52.96	50	20		1.302	1.379	5.91	
Naphthalene-d8	1	0	I	6.79	40.00	40	**			0.000	0.00	
Nitrobenzene-d5	1	0	S	6.22	25.72	25	**		0.163	0.168	2.90	
Nitrobenzene	1	0		6.24	56.63	50	20	0.2	0.330	0.374	13.26	
Isophorone	1	0		6.42	55.79	50	20	0.4	0.607	0.677	11.59	
2-Nitrophenol	1	0		6.49	54.54	50	20	0.1	0.184	0.201	9.08	
2,4-Dimethylphenol	1	0		6.52	52.57	50	20	0.2	0.343	0.361	5.15	
Benzoic Acid	1	0		6.59	35.05	50	**		0.168	0.126	29.89	
bis(2-Chloroethoxy)methane	1	0		6.59	53.04	50	20	0.3	0.396	0.420	6.09	
2,4-Dichlorophenol	1	0		6.68	51.59	50	20	0.2	0.304	0.314	3.18	
1,2,4-Trichlorobenzene	1	0		6.74	52.28	50	**		0.321	0.336	4.57	
Naphthalene	1	0		6.80	51.05	50	20	0.7	1.104	1.064	2.10	
4-Chloroaniline	1	0		6.84	65.21	50	20	0.01	0.315	0.434	30.41	C1
Hexachlorobutadiene	1	0		6.89	51.93	50	20	0.01	0.173	0.179	3.87	
Caprolactam	1	0		7.10	46.89	50	20	0.01	0.116	0.109	6.23	
4-Chloro-3-methylphenol	1	0		7.20	53.47	50	20	0.2	0.287	0.307	6.94	
2-Methylnaphthalene	1	0		7.34	52.75	50	**	0.4	0.735	0.775	5.49	
1-Methylnaphthalene	1	0		7.42	51.45	50	**	0.4	0.681	0.700	2.90	
Methylnaphthalenes	1	0		7.34	104.08	100	**			0.737	4.08	
1,1'-Biphenyl	1	0		7.71	51.20	50	20	0.01	0.866	0.887	2.40	
Acenaphthene-d10	1	0	I	8.21	40.00	40	**			0.000	0.00	
1,2,4,5-Tetrachlorobenzene	1	0		7.47	49.18	50	20	0.01	0.523	0.514	1.63	
Hexachlorocyclopentadiene	1	0		7.46	3.24	50	20	0.05	0.223	0.017	93.51	C1
2,4,6-Trichlorophenol	1	0		7.56	52.21	50	20	0.2	0.358	0.374	4.42	
2,4,5-Trichlorophenol	1	0		7.59	54.81	50	20	0.2	0.371	0.406	9.61	
2-Fluorobiphenyl	1	0	S	7.62	26.23	25	**		1.291	1.354	4.92	
2-Chloronaphthalene	1	0		7.73	53.11	50	20	0.8	1.103	1.171	6.22	
1,4-Dimethylnaphthalene	1	0		8.01	54.12	50	**		0.886	0.959	8.25	
Dimethylnaphthalenes	1	0		8.01	54.12	50	20			0.959	8.25	

S-Surrogate Compound I-Internal Standard Compound

N/O or N/Q - Not applicable for this run C1-Compound %Diff exceeds limits ** - No limit specified in method

Note: 8260/8270 limits are compared against the %DIFF/R.F. 625 limits are compared against the %DIFF.

624 limits are compared against the concentration found. 524.2 limits are compared against the %DIFF

Form7

Continuing Calibration

Calibration Name: CAL BNA@50PPM **Data File:** 7M85202.D **Instrument:** GCMS 7

Cont Calibration Date/Time 7/3/2017 3:38:00 PM Method: EPA 8270D

TxtCompd:	Col#	Multi Num	Type	RT	Conc	Conc Exp	Lo Lim	MIN RF	Initial RF	RF	%Diff	Flag
Diphenyl Ether	1	0		7.79	49.04	50	**		0.763	0.748	1.92	
2-Nitroaniline	1	0		7.81	64.31	50	20	0.01	0.322	0.414	28.62	C1
Coumarin	1	0		7.99	52.73		**		0.460			
Acenaphthylene	1	0		8.09	52.71	50	20	0.9	1.718	1.811	5.43	
Dimethylphthalate	1	0		7.95	53.70	50	20	0.01	1.236	1.328	7.40	
2,6-Dinitrotoluene	1	0		8.01	55.22	50	20	0.2	0.279	0.308	10.44	
Acenaphthene	1	0		8.24	52.88	50	20	0.9	1.085	1.147	5.76	
3-Nitroaniline	1	0		8.16	53.16	50	20	0.01	0.284	0.335	6.33	
2,4-Dinitrophenol	1	0		8.26	31.79	50	20	0.01	0.105	0.073	36.42	C1
Dibenzofuran	1	0		8.40	51.39	50	20	0.8	1.731	1.682	2.77	
2,4-Dinitrotoluene	1	0		8.37	53.27	50	20	0.2	0.371	0.395	6.55	
4-Nitrophenol	1	0		8.30	51.53	50	20	0.01	0.202	0.208	3.05	
2,3,4,6-Tetrachlorophenol	1	0		8.51	52.54	50	20	0.01	0.304	0.320	5.08	
Fluorene	1	0		8.72	53.31	50	20	0.9	1.293	1.378	6.62	
4-Chlorophenyl-phenylether	1	0		8.71	52.01	50	20	0.4	0.630	0.655	4.01	
Diethylphthalate	1	0		8.58	53.85	50	20	0.01	1.203	1.296	7.70	
4-Nitroaniline	1	0		8.72	54.49	50	20	0.01	0.333	0.362	8.98	
Atrazine	1	0		9.34	46.30	50	20	0.01	0.331	0.307	7.40	
Phenanthrene-d10	1	0	I	9.67	40.00	40	**			0.000	0.00	
4,6-Dinitro-2-methylphenol	1	0		8.76	43.56	50	20	0.01	0.100	0.083	12.88	
n-Nitrosodiphenylamine	1	0		8.82	52.97	50	20	0.01	0.621	0.658	5.93	
2,4,6-Tribromophenol	1	0	S	8.95	49.30	50	**		0.098	0.096	1.41	
1,2-Diphenylhydrazine	1	0		8.86	58.87	50	**		0.643	0.757	17.74	
4-Bromophenyl-phenylether	1	0		9.19	50.60	50	20	0.1	0.206	0.208	1.21	
Hexachlorobenzene	1	0		9.27	49.20	50	20	0.1	0.221	0.217	1.61	
N-Octadecane	1	0		9.53	63.47	50	**	0.05	0.333	0.423	26.95	
Pentachlorophenol	1	0		9.47	38.15	50	20	0.05	0.104	0.074	23.70	C1
Phenanthrene	1	0		9.69	51.10	50	20	0.7	1.059	1.082	2.21	
Anthracene	1	0		9.75	52.08	50	20	0.7	1.081	1.126	4.16	
Carbazole	1	0		9.92	51.28	50	20	0.01	0.996	1.021	2.56	
Di-n-butylphthalate	1	0		10.29	51.37	50	20	0.01	1.133	1.228	2.74	
Fluoranthene	1	0		11.02	50.51	50	20	0.6	1.168	1.180	1.02	
Chrysene-d12	1	0	I	12.72	40.00	40	**			0.000	0.00	
Pyrene	1	0		11.29	54.13	50	20	0.6	1.176	1.273	8.26	
Benzidine	1	0		11.17	63.80	50	**		0.334	0.504	27.60	
Terphenyl-d14	1	0	S	11.47	25.53	25	**		0.583	0.595	2.11	
4,4'-DDE	1	0		11.40	53.84		**		0.219			
4,4'-DDD	1	0		11.80	54.58		**		0.407			
Butylbenzylphthalate	1	0		12.05	57.67	50	20	0.01	0.466	0.537	15.35	
4,4'-DDT	1	0		12.16	51.69		**		0.325			
3,3'-Dichlorobenzidine	1	0		12.67	59.32	50	20	0.01	0.284	0.389	18.65	
Benzo[a]anthracene	1	0		12.71	53.22	50	20	0.8	1.052	1.120	6.44	
Chrysene	1	0		12.75	53.35	50	20	0.7	0.967	1.032	6.70	
bis(2-Ethylhexyl)phthalate	1	0		12.75	55.67	50	20	0.01	0.596	0.738	11.34	
Perylene-d12	1	0	I	14.36	40.00	40	**			0.000	0.00	
Di-n-octylphthalate	1	0		13.50	56.63	50	20	0.01	1.170	1.475	13.25	
Benzo[b]fluoranthene	1	0		13.95	56.41	50	20	0.7	1.114	1.257	12.82	
Benzo[k]fluoranthene	1	0		13.98	52.02	50	20	0.7	1.115	1.160	4.03	
Benzo[a]pyrene	1	0		14.30	54.51	50	20	0.7	1.057	1.152	9.03	
Indeno[1,2,3-cd]pyrene	1	0		15.68	54.32	50	20	0.5	1.195	1.299	8.65	
Dibenzo[a,h]anthracene	1	0		15.69	54.93	50	20	0.4	1.002	1.100	9.85	
Benzo[g,h,i]perylene	1	0		16.05	52.69	50	20	0.5	1.024	1.079	5.38	

S-Surrogate Compound I-Internal Standard Compound

N/O or N/Q - Not applicable for this run C1-Compound %Diff exceeds limits ** - No limit specified in method

Note: 8260/8270 limits are compared against the %DIFF/R.F. 625 limits are compared against the %DIFF.

624 limits are compared against the concentration found. 524.2 limits are compared against the %DIFF

Form7

Continuing Calibration

Calibration Name: CAL BNA@50PPM **Data File:** 7M85202.D **Instrument:** GCMS 7

Cont Calibration Date/Time 7/3/2017 3:38:00 PM Method: EPA 8270D

TxtCompd:	Col#	Multi Num	Type	RT	Conc	Conc Exp	Lo Lim	MIN RF	Initial RF	RF	%Diff	Flag
2,2'-oxybis-(1-Chloropropane)	1	100		0.00	0.00	50	**			0.000	100.00	
Heptachlor	1	100		0.00	0.00	10	**			0.000	100.00	
2,4 Diaminotoluene	1	100		0.00	0.00	50	**			0.000	100.00	
gamma-BHC	1	100		0.00	0.00	10	**			0.000	100.00	
Endrin	1	100		0.00	0.00	50	**			0.000	100.00	
1,4-Dioxane-d8	1	100		0.00	0.00	40	**			0.000	100.00	
Toluene Diisocyanate	1	100		0.00	0.00	50	**			0.000	100.00	
Heptachlor epoxide	1	100		0.00	0.00	10	**			0.000	100.00	
Diaminotoluene Dihydrochloride	1	100		0.00	0.00	50	**			0.000	100.00	
Dimethylnaphthalenes (Total)	1	100		0.00	0.00	50	**		0.886	0.000	100.00	
Methylnaphthalenes (Total)	1	100		0.00	0.00	50	**		0.708	0.000	100.00	
Methoxychlor	1	100		0.00	0.00	10	**			0.000	100.00	
1,4-Dioxane-d8-Surro	1	100		0.00	0.00	40	**			0.000	100.00	
4-Methylphenol	1	100		0.00	0.00	50	**	0.6		0.000	100.00	

S-Surrogate Compound I-Internal Standard Compound

N/O or N/Q - Not applicable for this run C1-Compound %Diff exceeds limits ** - No limit specified in method

Note: 8260/8270 limits are compared against the %DIFF/R.F. 625 limits are compared against the %DIFF.

624 limits are compared against the concentration found. 524.2 limits are compared against the %DIFF

Form7

Continuing Calibration

Calibration Name: CAL BNA@50PPM **Data File:** 7M85233.D **Instrument:** GCMS 7

Cont Calibration Date/Time 7/5/2017 10:14:00 A Method: EPA 8270D

TxtCompd:	Col#	Multi Num	Type	RT	Conc	Conc Exp	Lo Lim	MIN RF	Initial RF	RF	%Diff	Flag
1,4-Dioxane-d8(INT)	1	0	I	2.50	40.00	40	**			0.000	0.00	
1,4-Dioxane	1	0		2.53	46.87	50	**		1.162	0.972	6.25	
Pyridine	1	0		3.00	52.03	50	**		2.849	2.965	4.06	
N-Nitrosodimethylamine	1	0		2.91	52.66	50	**		1.652	1.740	5.33	
2-Fluorophenol	1	0	S	4.59	52.77	50	**		2.402	2.536	5.54	
Benzaldehyde	1	0		5.40	40.93	50	20	0.01	1.348	1.104	18.14	
Aniline	1	0		5.49	58.14	50	**		3.383	3.934	16.29	
Pentachloroethane	1	0		5.54	52.55	50	**	0.05	0.813	0.854	5.10	
bis(2-Chloroethyl)ether	1	0		5.55	51.13	50	20	0.7	2.640	2.587	2.26	
Phenol-d5	1	0	S	5.47	52.09	50	**		3.139	3.271	4.18	
Phenol	1	0		5.48	52.63	50	20	0.8	3.494	3.678	5.27	
2-Chlorophenol	1	0		5.60	53.08	50	20	0.8	2.654	2.818	6.17	
N-Decane	1	0		5.64	57.77	50	**	0.05	2.121	2.451	15.54	
1,3-Dichlorobenzene	1	0		5.73	52.59	50	**		2.824	2.970	5.18	
1,4-Dichlorobenzene-d4	1	0	I	5.78	40.00	40	**			0.000	0.00	
1,4-Dichlorobenzene	1	0		5.79	50.98	50	20		1.524	1.554	1.97	
1,2-Dichlorobenzene	1	0		5.92	51.93	50	**		1.433	1.488	3.87	
Benzyl alcohol	1	0		5.89	50.85	50	**		0.899	0.915	1.70	
bis(2-chloroisopropyl)ether	1	0		6.00	58.30	50	20	0.01	1.407	1.641	16.60	
2-Methylphenol	1	0		5.99	50.08	50	20	0.7	1.315	1.317	0.16	
Acetophenone	1	0		6.10	51.06	50	20	0.01	1.683	1.719	2.11	
Hexachloroethane	1	0		6.19	53.52	50	20	0.3	0.530	0.568	7.04	
N-Nitroso-di-n-propylamine	1	0		6.10	56.30	50	20	0.5	0.904	0.996	12.59	
3&4-Methylphenol	1	0		6.11	52.17	50	20		1.302	1.358	4.34	
Naphthalene-d8	1	0	I	6.81	40.00	40	**			0.000	0.00	
Nitrobenzene-d5	1	0	S	6.23	26.16	25	**		0.163	0.170	4.66	
Nitrobenzene	1	0		6.24	55.53	50	20	0.2	0.330	0.367	11.06	
Isophorone	1	0		6.43	55.15	50	20	0.4	0.607	0.669	10.29	
2-Nitrophenol	1	0		6.50	55.06	50	20	0.1	0.184	0.202	10.13	
2,4-Dimethylphenol	1	0		6.53	52.55	50	20	0.2	0.343	0.361	5.10	
Benzoic Acid	1	0		6.61	43.39	50	**		0.168	0.159	13.22	
bis(2-Chloroethoxy)methane	1	0		6.60	53.21	50	20	0.3	0.396	0.421	6.43	
2,4-Dichlorophenol	1	0		6.70	52.42	50	20	0.2	0.304	0.319	4.85	
1,2,4-Trichlorobenzene	1	0		6.76	53.03	50	**		0.321	0.341	6.07	
Naphthalene	1	0		6.82	52.07	50	20	0.7	1.104	1.084	4.14	
4-Chloroaniline	1	0		6.86	64.81	50	20	0.01	0.315	0.431	29.61	C1
Hexachlorobutadiene	1	0		6.92	54.48	50	20	0.01	0.173	0.188	8.95	
Caprolactam	1	0		7.13	47.24	50	20	0.01	0.116	0.110	5.53	
4-Chloro-3-methylphenol	1	0		7.24	53.31	50	20	0.2	0.287	0.306	6.62	
2-Methylnaphthalene	1	0		7.37	51.88	50	**	0.4	0.735	0.762	3.77	
1-Methylnaphthalene	1	0		7.46	51.80	50	**	0.4	0.681	0.705	3.61	
Methylnaphthalenes	1	0		7.37	103.65	100	**			0.734	3.65	
1,1'-Biphenyl	1	0		7.75	52.56	50	20	0.01	0.866	0.910	5.12	
Acenaphthene-d10	1	0	I	8.25	40.00	40	**			0.000	0.00	
1,2,4,5-Tetrachlorobenzene	1	0		7.51	49.21	50	20	0.01	0.523	0.514	1.58	
Hexachlorocyclopentadiene	1	0		7.50	2.89	50	20	0.05	0.223	0.015	94.23	C1
2,4,6-Trichlorophenol	1	0		7.60	52.89	50	20	0.2	0.358	0.379	5.78	
2,4,5-Trichlorophenol	1	0		7.63	53.60	50	20	0.2	0.371	0.398	7.21	
2-Fluorobiphenyl	1	0	S	7.66	26.33	25	**		1.291	1.359	5.32	
2-Chloronaphthalene	1	0		7.77	51.83	50	20	0.8	1.103	1.143	3.66	
1,4-Dimethylnaphthalene	1	0		8.05	53.48	50	**		0.886	0.948	6.96	
Dimethylnaphthalenes	1	0		8.05	53.48	50	20			0.948	6.96	

S-Surrogate Compound I-Internal Standard Compound

N/O or N/Q - Not applicable for this run C1-Compound %Diff exceeds limits ** - No limit specified in method

Note: 8260/8270 limits are compared against the %DIFF/R.F. 625 limits are compared against the %DIFF.

624 limits are compared against the concentration found. 524.2 limits are compared against the %DIFF

Form7

Continuing Calibration

Calibration Name: CAL BNA@50PPM **Data File:** 7M85233.D **Instrument:** GCMS 7

Cont Calibration Date/Time 7/5/2017 10:14:00 A Method: EPA 8270D

TxtCompd:	Col#	Multi Num	Type	RT	Conc	Conc Exp	Lo Lim	MIN RF	Initial RF	RF	%Diff	Flag
Diphenyl Ether	1	0		7.83	49.10	50	**		0.763	0.749	1.80	
2-Nitroaniline	1	0		7.85	60.17	50	20	0.01	0.322	0.388	20.34	
Coumarin	1	0		8.03	52.41		**		0.460			
Acenaphthylene	1	0		8.13	52.45	50	20	0.9	1.718	1.802	4.90	
Dimethylphthalate	1	0		7.99	52.64	50	20	0.01	1.236	1.301	5.27	
2,6-Dinitrotoluene	1	0		8.05	55.17	50	20	0.2	0.279	0.308	10.34	
Acenaphthene	1	0		8.28	51.17	50	20	0.9	1.085	1.110	2.34	
3-Nitroaniline	1	0		8.20	53.36	50	20	0.01	0.284	0.336	6.72	
2,4-Dinitrophenol	1	0		8.30	35.71	50	20	0.01	0.105	0.083	28.59	C1
Dibenzofuran	1	0		8.43	50.45	50	20	0.8	1.731	1.652	0.91	
2,4-Dinitrotoluene	1	0		8.41	53.33	50	20	0.2	0.371	0.395	6.67	
4-Nitrophenol	1	0		8.34	48.59	50	20	0.01	0.202	0.196	2.81	
2,3,4,6-Tetrachlorophenol	1	0		8.54	53.74	50	20	0.01	0.304	0.327	7.47	
Fluorene	1	0		8.75	53.47	50	20	0.9	1.293	1.383	6.95	
4-Chlorophenyl-phenylether	1	0		8.74	52.80	50	20	0.4	0.630	0.665	5.59	
Diethylphthalate	1	0		8.62	53.36	50	20	0.01	1.203	1.284	6.73	
4-Nitroaniline	1	0		8.76	54.38	50	20	0.01	0.333	0.362	8.75	
Atrazine	1	0		9.37	46.46	50	20	0.01	0.331	0.308	7.07	
Phenanthrene-d10	1	0	I	9.70	40.00	40	**			0.000	0.00	
4,6-Dinitro-2-methylphenol	1	0		8.80	48.13	50	20	0.01	0.100	0.093	3.74	
n-Nitrosodiphenylamine	1	0		8.85	52.77	50	20	0.01	0.621	0.655	5.54	
2,4,6-Tribromophenol	1	0	S	8.99	53.65	50	**		0.098	0.105	7.31	
1,2-Diphenylhydrazine	1	0		8.90	55.68	50	**		0.643	0.716	11.35	
4-Bromophenyl-phenylether	1	0		9.22	52.88	50	20	0.1	0.206	0.217	5.75	
Hexachlorobenzene	1	0		9.30	52.00	50	20	0.1	0.221	0.230	4.00	
N-Octadecane	1	0		9.56	59.89	50	**	0.05	0.333	0.399	19.79	
Pentachlorophenol	1	0		9.50	43.99	50	20	0.05	0.104	0.087	12.02	
Phenanthrene	1	0		9.73	51.18	50	20	0.7	1.059	1.084	2.37	
Anthracene	1	0		9.78	51.98	50	20	0.7	1.081	1.124	3.96	
Carbazole	1	0		9.94	52.01	50	20	0.01	0.996	1.036	4.01	
Di-n-butylphthalate	1	0		10.31	50.88	50	20	0.01	1.133	1.217	1.76	
Fluoranthene	1	0		11.04	50.96	50	20	0.6	1.168	1.191	1.93	
Chrysene-d12	1	0	I	12.75	40.00	40	**			0.000	0.00	
Pyrene	1	0		11.30	51.50	50	20	0.6	1.176	1.211	3.00	
Benzidine	1	0		11.18	60.17	50	**		0.334	0.468	20.34	
Terphenyl-d14	1	0	S	11.48	26.12	25	**		0.583	0.609	4.47	
4,4'-DDE	1	0		11.41	52.79		**		0.219			
4,4'-DDD	1	0		11.81	54.23		**		0.407			
Butylbenzylphthalate	1	0		12.07	55.74	50	20	0.01	0.466	0.519	11.47	
4,4'-DDT	1	0		12.17	53.38		**		0.325			
3,3'-Dichlorobenzidine	1	0		12.70	59.57	50	20	0.01	0.284	0.390	19.15	
Benzo[a]anthracene	1	0		12.74	52.72	50	20	0.8	1.052	1.109	5.45	
Chrysene	1	0		12.78	52.21	50	20	0.7	0.967	1.010	4.43	
bis(2-Ethylhexyl)phthalate	1	0		12.78	52.89	50	20	0.01	0.596	0.703	5.78	
Perylene-d12	1	0	I	14.47	40.00	40	**			0.000	0.00	
Di-n-octylphthalate	1	0		13.57	53.26	50	20	0.01	1.170	1.388	6.52	
Benzo[b]fluoranthene	1	0		14.03	53.43	50	20	0.7	1.114	1.190	6.86	
Benzo[k]fluoranthene	1	0		14.06	54.77	50	20	0.7	1.115	1.221	9.54	
Benzo[a]pyrene	1	0		14.41	52.74	50	20	0.7	1.057	1.115	5.49	
Indeno[1,2,3-cd]pyrene	1	0		15.80	53.05	50	20	0.5	1.195	1.268	6.09	
Dibenzo[a,h]anthracene	1	0		15.82	53.18	50	20	0.4	1.002	1.065	6.36	
Benzo[g,h,i]perylene	1	0		16.18	52.02	50	20	0.5	1.024	1.065	4.04	

S-Surrogate Compound I-Internal Standard Compound

N/O or N/Q - Not applicable for this run C1-Compound %Diff exceeds limits ** - No limit specified in method

Note: 8260/8270 limits are compared against the %DIFF/R.F. 625 limits are compared against the %DIFF.

624 limits are compared against the concentration found. 524.2 limits are compared against the %DIFF

Form7

Continuing Calibration

Calibration Name: CAL BNA@50PPM **Data File:** 7M85233.D **Instrument:** GCMS 7

Cont Calibration Date/Time 7/5/2017 10:14:00 A Method: EPA 8270D

TxtCompd:	Col#	Multi Num	Type	RT	Conc	Conc Exp	Lo Lim	MIN RF	Initial RF	RF	%Diff	Flag
1,4-Dioxane-d8	1	100		0.00	0.00	40	**			0.000	100.00	
Toluene Diisocyanate	1	100		0.00	0.00	50	**			0.000	100.00	
2,2'-oxybis-(1-Chloropropane)	1	100		0.00	0.00	50	**			0.000	100.00	
1,4-Dioxane-d8-Surro	1	100		0.00	0.00	40	**			0.000	100.00	
2,4 Diaminotoluene	1	100		0.00	0.00	50	**			0.000	100.00	
Methylnaphthalenes (Total)	1	100		0.00	0.00	50	**		0.708	0.000	100.00	
Methoxychlor	1	100		0.00	0.00	10	**			0.000	100.00	
Heptachlor epoxide	1	100		0.00	0.00	10	**			0.000	100.00	
Heptachlor	1	100		0.00	0.00	10	**			0.000	100.00	
gamma-BHC	1	100		0.00	0.00	10	**			0.000	100.00	
Dimethylnaphthalenes (Total)	1	100		0.00	0.00	50	**		0.886	0.000	100.00	
Diaminotoluene Dihydrochloride	1	100		0.00	0.00	50	**			0.000	100.00	
4-Methylphenol	1	100		0.00	0.00	50	**	0.6		0.000	100.00	
Endrin	1	100		0.00	0.00	50	**			0.000	100.00	

S-Surrogate Compound I-Internal Standard Compound

N/O or N/Q - Not applicable for this run C1-Compound %Diff exceeds limits ** - No limit specified in method

Note: 8260/8270 limits are compared against the %DIFF/R.F. 625 limits are compared against the %DIFF.

624 limits are compared against the concentration found. 524.2 limits are compared against the %DIFF

7062915 0306

FORM8

Internal Standard Areas

Evaluation Std Data File: 7M84393.D Method: EPA 8270D

Analysis Date/Time: 06/05/17 10:41

Lab File ID: CAL BNA@50PPM

	I1		I2		I3		I4		I5		I6		I7	
	Area	RT	Area	RT	Area	RT	Area	RT	Area	RT	Area	RT	Area	RT
Eval File Area/RT:	63487	2.54	121136	5.80	474585	6.82	290547	8.25	543793	9.70	569210	12.74	461323	14.39
Eval File Area Limit:	31744-126974		60568-242272		237292-949170		145274-581094		271896-1087586		284605-1138420		230662-922646	
Eval File Rt Limit:	2.04-3.04		5.3-6.3		6.32-7.32		7.75-8.75		9.2-10.2		12.24-13.24		13.89-14.89	

Data File	Sample														
7M84393.D	CAL BNA@50PPM	63487	2.54	121136	5.80	474585	6.82	290547	8.25	543793	9.70	569210	12.74	461323	14.39
7M84394.D	CAL BNA@10PPM	63323	2.53	120957	5.80	484187	6.81	293484	8.24	539009	9.70	559698	12.75	469994	14.42
7M84395.D	CAL BNA@196PPM	63677	2.53	117111	5.80	460224	6.82	287617	8.26	526452	9.71	519348	12.75	448273	14.41
7M84396.D	CAL BNA@160PPM	78405	2.53	147173	5.80	584418	6.82	363200	8.26	653713	9.71	639007	12.75	552157	14.41
7M84397.D	CAL BNA@120PPM	64036	2.53	119715	5.80	476313	6.81	293682	8.24	533176	9.70	534335	12.75	447635	14.41
7M84398.D	CAL BNA@80PPM	63095	2.53	118831	5.80	463340	6.81	284414	8.24	525895	9.70	544220	12.75	461657	14.41
7M84399.D	CAL BNA@20PPM	63070	2.53	121363	5.80	482389	6.82	295470	8.26	554883	9.71	589097	12.74	498191	14.39
7M84400.D	CAL BNA@2PPM	56614	2.54	106268	5.80	420313	6.82	257629	8.25	468591	9.70	487010	12.74	409266	14.39
7M84401.D	CAL BNA@.5PPM	57007	2.54	112235	5.80	441747	6.82	274078	8.25	509500	9.70	526372	12.74	429285	14.40
7M84402.D	ICV BNA@50PPM	58764	2.53	112118	5.80	431119	6.81	261664	8.24	478407	9.70	519443	12.74	431812	14.40

I1 =	1,4-Dioxane-d8(INT)	I4 =	Acenaphthene-d10	I7 =	Perylene-d12
I2 =	1,4-Dichlorobenzene-d4	I5 =	Phenanthrene-d10		
I3 =	Naphthalene-d8	I6 =	Chrysene-d12		

625/8270 Internal Standard concentration = 40 mg/L (in final extract)
624/8260 Internal Standard concentration = 30ug/L
524 Internal Standard concentration =5ug/L

Internal Standard Areas

Upper Limit = + 100% of internal standard area from daily cal or mid pt.

Lower Limit = - 50% of internal standard area from daily cal or mid pt.

Flags:

A - Indicates the compound failed the internal standard area criteria

R - Indicates the compound failed the internal standard retention time criteria.

Retention Times: Limit = within +/- 0.5 min of internal standard retention time from the daily cal or mid pt.

7062915 0307

FORM8

Internal Standard Areas

Evaluation Std Data File: 9M78605.D Method: EPA 8270D

Analysis Date/Time: 06/06/17 10:34

Lab File ID: CAL BNA@50PPM

	I1		I2		I3		I4		I5		I6		I7	
	Area	RT	Area	RT	Area	RT	Area	RT	Area	RT	Area	RT	Area	RT
Eval File Area/RT:	28103	2.73	63630	5.94	245655	6.96	160047	8.40	304124	9.87	378093	12.93	336696	14.58
Eval File Area Limit:	14052-56206		31815-127260		122828-491310		80024-320094		152062-608248		189046-756186		168348-673392	
Eval File Rt Limit:	2.23-3.23		5.44-6.44		6.46-7.46		7.9-8.9		9.37-10.37		12.43-13.43		14.08-15.08	

Data File	Sample														
9M78605.D	CAL BNA@50PPM	28103	2.73	63630	5.94	245655	6.96	160047	8.40	304124	9.87	378093	12.93	336696	14.58
9M78606.D	CAL BNA@10PPM	21251	2.73	65969	5.94	259277	6.95	165174	8.39	320920	9.86	381753	12.92	344742	14.57
9M78607.D	CAL BNA@196PPM	24275	2.73	66201	5.94	262865	6.96	194276	8.40	387374	9.87	523603	12.93	407907	14.58
9M78608.D	CAL BNA@160PPM	30182	2.72	82253	5.94	326622	6.95	249729	8.40	472324	9.87	645508	12.93	498343	14.57
9M78609.D	CAL BNA@120PPM	26907	2.73	62027	5.94	246495	6.95	193735	8.40	303472	9.87	397635	12.93	326060	14.56
9M78610.D	CAL BNA@80PPM	26973	2.72	62976	5.94	245088	6.95	165689	8.39	308816	9.86	386622	12.92	333041	14.56
9M78611.D	CAL BNA@20PPM	26484	2.72	63268	5.94	249116	6.95	161948	8.39	317379	9.86	391124	12.92	347005	14.56
9M78612.D	CAL BNA@2PPM	23356	2.73	54125	5.94	213226	6.95	139395	8.39	308123	9.86	329596	12.92	292618	14.55
9M78613.D	CAL BNA@0.5PPM	24229	2.73	54335	5.94	214688	6.95	141775	8.39	279755	9.86	333718	12.92	301036	14.55
9M78614.D	ICV BNA@50PPM	26492	2.73	60371	5.94	232944	6.95	145843	8.39	291211	9.86	369998	12.92	319973	14.56

I1 =	1,4-Dioxane-d8(INT)	I4 =	Acenaphthene-d10	I7 =	Perylene-d12	**625/8270 Internal Standard concentration = 40 mg/L (in final extract)**
I2 =	1,4-Dichlorobenzene-d4	I5 =	Phenanthrene-d10			**624/8260 Internal Standard concentration = 30ug/L**
I3 =	Naphthalene-d8	I6 =	Chrysene-d12			**524 Internal Standard concentration =5ug/L**

Internal Standard Areas

Upper Limit = + 100% of internal standard area from daily cal or mid pt.

Lower Limit = - 50% of internal standard area from daily cal or mid pt.

Flags:

A - Indicates the compound failed the internal standard area criteria

R - Indicates the compound failed the internal standard retention time criteria.

Retention Times: Limit = within +/- 0.5 min of internal standard retention time from the daily cal or mid pt.

7062915 0308

FORM8

Internal Standard Areas

Evaluation Std Data File: 7M85186.D Method: EPA 8270D

Analysis Date/Time: 07/03/17 09:03

Lab File ID: CAL BNA@50PPM

	I1		I2		I3		I4		I5		I6		I7	
	Area	RT	Area	RT	Area	RT	Area	RT	Area	RT	Area	RT	Area	RT
Eval File Area/RT:	42536	2.51	78788	5.78	300383	6.78	177066	8.21	323563	9.67	339015	12.72	285660	14.36
Eval File Area Limit:	21268-85072		39394-157576		150192-600766		88533-354132		161782-647126		169508-678030		142830-571320	
Eval File Rt Limit:	2.01-3.01		5.28-6.28		6.28-7.28		7.71-8.71		9.17-10.17		12.22-13.22		13.86-14.86	

Data File	Sample														
7M85185.D	BNA@50PPM	43230	2.51	79197	5.78	297074	6.78	177501	8.21	322636	9.67	351505	12.72	296013	14.35
7M85187.D	SMB60326	36278	2.50	72433	5.78	283897	6.79	169353	8.21	298080	9.67	275503	12.72	236951	14.35
7M85188.D	AC98717-003	33107	2.50	71983	5.78	287977	6.79	203011	8.22	345496	9.68	291435	12.72	255943	14.35
7M85189.D	AC98730-013	41088	2.50	85676	5.78	341283	6.79	203712	8.21	349410	9.67	386014	12.72	372119	14.36
7M85190.D	AC98625-007	36556	2.50	75455	5.78	286676	6.79	189739	8.21	333404	9.67	292734	12.72	262014	14.35
7M85191.D	AC98658-009	44015	2.50	87572	5.78	375739	6.79	203511	8.23	374590	9.69	270801	12.72	281487	14.35
7M85192.D	AC98734-004	34420	2.50	69610	5.77	270322	6.79	158818	8.21	283091	9.67	263309	12.72	236304	14.36
7M85193.D	AC98730-013(MS)	37945	2.50	80173	5.78	316562	6.79	192819	8.21	336475	9.67	310410	12.72	280626	14.36
7M85194.D	AC98730-013(MSD)	39446	2.49	81473	5.78	318072	6.79	184738	8.21	306657	9.67	246349	12.72	231108	14.36
7M85195.D	AC98720-001(5X)	39225	2.50	82044	5.78	336946	6.79	204495	8.21	346507	9.67	303989	12.72	283129	14.36
7M85196.D	AC98730-014(5X)	52300	2.50	99267	5.78	374324	6.79	216630	8.21	362737	9.67	333704	12.73	312242	14.41
7M85197.D	AC98721-001(3X)	40253	2.50	82403	5.78	332552	6.79	199386	8.22	340982	9.68	319415	12.73	285644	14.37
7M85198.D	SMB60334	30753	2.49	65031	5.78	256353	6.79	152069	8.22	263455	9.67	234527	12.72	213366	14.35
7M85199.D	AC98754-001	43849	2.49	100185	5.78	397249	6.79	255187	8.21	439884	9.68	389661	12.72	354557	14.35
7M85200.D	AC98719-003(3X)	38717	2.50	81331	5.78	329566	6.78	201613	8.21	349400	9.67	309215	12.72	277230	14.36

I1 =	1,4-Dioxane-d8(INT)	I4 =	Acenaphthene-d10	I7 =	Perylene-d12	**625/8270 Internal Standard concentration = 40 mg/L (in final extract)**
I2 =	1,4-Dichlorobenzene-d4	I5 =	Phenanthrene-d10			**624/8260 Internal Standard concentration = 30ug/L**
I3 =	Naphthalene-d8	I6 =	Chrysene-d12			**524 Internal Standard concentration =5ug/L**

Internal Standard Areas

Upper Limit = + 100% of internal standard area from daily cal or mid pt.

Lower Limit = - 50% of internal standard area from daily cal or mid pt.

Flags:

A - Indicates the compound failed the internal standard area criteria

R - Indicates the compound failed the internal standard retention time criteria.

Retention Times: Limit = within +/- 0.5 min of internal standard retention time from the daily cal or mid pt.

7062915 0309

FORM8

Internal Standard Areas

Evaluation Std Data File: 9M78912.D Method: EPA 8270D

Analysis Date/Time: 07/03/17 09:08

Lab File ID: CAL BNA@50PPM

	I1		I2		I3		I4		I5		I6		I7	
	Area	RT	Area	RT	Area	RT	Area	RT	Area	RT	Area	RT	Area	RT
Eval File Area/RT:	28751	2.72	71513	5.93	268956	6.94	186048	8.39	392055	9.86	527865	12.92	472114	14.55
Eval File Area Limit:	14376-57502		35756-143026		134478-537912		93024-372096		196028-784110		263932-1055730		236057-944228	
Eval File Rt Limit:	2.22-3.22		5.43-6.43		6.44-7.44		7.89-8.89		9.36-10.36		12.42-13.42		14.05-15.05	

Data File	Sample														
9M78911.D	BNA@50PPM	29588	2.72	74021	5.93	271741	6.94	188318	8.39	396039	9.86	545913	12.92	485675	14.55
9M78913.D	SMB60326	33015	2.72	87060	5.93	313717	6.94	202881	8.38	386116	9.85	376391	12.91	357922	14.54
9M78914.D	SMB60326(MS)	31150	2.72	80489	5.93	288663	6.94	185680	8.38	350667	9.86	375868	12.91	364080	14.55
9M78915.D	AC98737-003	27052	2.72	67037	5.93	243299	6.94	155895	8.39	304366	9.86	365727	12.91	338349	14.55
9M78916.D	AC98737-005	31283	2.72	81564	5.93	290583	6.94	185257	8.38	355708	9.85	385895	12.91	379886	14.55
9M78917.D	AC98737-007	25999	2.72	65708	5.93	234270	6.94	151024	8.38	299662	9.85	360658	12.91	347950	14.55
9M78918.D	AC98721-005	29958	2.72	77835	5.93	280934	6.94	184063	8.38	365478	9.85	452647	12.91	428592	14.55
9M78919.D	AC98761-008	27988	2.72	70396	5.93	258131	6.94	165610	8.38	318883	9.85	328889	12.91	330167	14.55
9M78920.D	SMB60320	28413	2.72	76313	5.93	275696	6.94	176983	8.38	341624	9.85	342676	12.91	320640	14.55
9M78921.D	SMB60324	29867	2.72	84772	5.93	304830	6.94	194941	8.38	374035	9.85	376757	12.91	376647	14.55
9M78922.D	WMB60330(MS)	25351	2.71	65517	5.93	243404	6.94	166936	8.39	347461	9.86	441668	12.92	375281	14.55
9M78923.D	WMB60330	21349	2.72	53337	5.93	197011	6.94	131697	8.38	281997	9.85	375683	12.91	343769	14.55
9M78924.D	SMB60334(MS)	26980	2.72	72224	5.93	259152	6.94	168408	8.39	310561	9.86	325460	12.91	320690	14.55
9M78925.D	SMB60334	26695	2.72	70932	5.93	252341	6.94	163512	8.38	311928	9.85	299774	12.91	297542	14.54
9M78926.D	AC98757-001	27562	2.71	69355	5.93	257962	6.94	169616	8.38	343846	9.85	428755	12.91	379303	14.55
9M78927.D	AC98757-002	26220	2.71	62149	5.93	236640	6.94	152481	8.38	317848	9.85	402900	12.91	360124	14.55
9M78928.D	AC98723-001(T)	26546	2.73	60400	5.93	224390	6.94	148936	8.38	302248	9.85	376341	12.91	336952	14.55
9M78929.D	AC98723-001(T)(MS)	31648	2.73	74164	5.93	277476	6.94	189911	8.39	392374	9.86	498901	12.92	424273	14.55
9M78930.D	AC98723-001(T)(MSD	30844	2.72	74283	5.93	272876	6.94	186889	8.39	386542	9.86	482478	12.92	417480	14.55
9M78931.D	AC98723-002(T)	29891	2.72	69732	5.93	250491	6.94	167793	8.38	347240	9.85	431558	12.91	379422	14.55
9M78932.D	AC98700-004(T)	30513	2.73	71593	5.93	254918	6.94	169085	8.38	353655	9.85	431211	12.91	378115	14.54
9M78933.D	AC98700-005(T)	28370	2.73	67422	5.93	243099	6.94	162255	8.38	332944	9.85	407183	12.91	358652	14.54
9M78934.D	AC98686-001(T)	28585	2.73	68696	5.93	246899	6.94	164677	8.38	342371	9.85	403362	12.91	351747	14.54
9M78935.D	AC98730-013(T)	28901	2.72	69622	5.93	248128	6.94	163789	8.38	342391	9.85	419888	12.91	366378	14.54
9M78936.D	AC98730-014(T)	27423	2.72	63602	5.93	230653	6.94	152767	8.38	323319	9.85	398155	12.91	342806	14.55
9M78937.D	AC98734-004(T)	27849	2.73	65524	5.93	244406	6.94	163161	8.38	339476	9.85	412795	12.91	357500	14.55
9M78938.D	EF-1 V-258720(06/30)	25612	2.73	61372	5.93	215404	6.94	144628	8.38	303333	9.85	374449	12.91	319341	14.55
9M78939.D	AC98757-002(3X)	31248	2.71	77991	5.93	300202	6.94	202499	8.38	429109	9.85	523569	12.91	463385	14.55

I1 =	1,4-Dioxane-d8(INT)	I4 =	Acenaphthene-d10	I7 =	Perylene-d12
I2 =	1,4-Dichlorobenzene-d4	I5 =	Phenanthrene-d10		
I3 =	Naphthalene-d8	I6 =	Chrysene-d12		

625/8270 Internal Standard concentration = 40 mg/L (in final extract)
624/8260 Internal Standard concentration = 30ug/L
524 Internal Standard concentration =5ug/L

Internal Standard Areas

Upper Limit = + 100% of internal standard area from daily cal or mid pt.

Lower Limit = - 50% of internal standard area from daily cal or mid pt.

Flags:

A - Indicates the compound failed the internal standard area criteria

R - Indicates the compound failed the internal standard retention time criteria.

Retention Times: Limit = within +/- 0.5 min of internal standard retention time from the daily cal or mid pt.

7062915 0310

FORM8

Internal Standard Areas

Evaluation Std Data File: 7M85202.D Method: EPA 8270D

Analysis Date/Time: 07/03/17 15:38

Lab File ID: CAL BNA@50PPM

	I1		I2		I3		I4		I5		I6		I7	
	Area	RT	Area	RT	Area	RT	Area	RT	Area	RT	Area	RT	Area	RT
Eval File Area/RT:	44050	2.50	84440	5.78	322572	6.79	188770	8.21	341108	9.67	329162	12.72	267053	14.36
Eval File Area Limit:	22025-88100		42220-168880		161286-645144		94385-377540		170554-682216		164581-658324		133526-534106	
Eval File Rt Limit:	2-3		5.28-6.28		6.29-7.29		7.71-8.71		9.17-10.17		12.22-13.22		13.86-14.86	

Data File	Sample														
7M85203.D	AC98721-002	45992	2.50	85114	5.78	332390	6.78	195700	8.21	343864	9.67	325015	12.72	287353	14.35
7M85204.D	AC98721-003	45451	2.50	81016	5.78	309225	6.78	179364	8.20	305500	9.67	280898	12.72	257464	14.35
7M85205.D	AC98721-004	42561	2.50	79675	5.78	309172	6.78	182528	8.20	320181	9.66	296156	12.72	258289	14.34
7M85206.D	AC98737-008	40809	2.50	76308	5.78	295434	6.78	171946	8.20	303021	9.67	269394	12.72	232343	14.34
7M85207.D	AC98765-012	41214	2.50	76583	5.78	300562	6.78	179636	8.20	311852	9.66	282034	12.72	236802	14.34
7M85208.D	AC98765-016	39143	2.50	72828	5.78	282415	6.78	167020	8.20	295826	9.66	275327	12.72	230488	14.34
7M85209.D	AC98765-017	40442	2.50	77544	5.78	298937	6.78	175115	8.20	314095	9.66	282492	12.72	243528	14.34
7M85210.D	AC98625-007(5X)	67304	2.50	110735	5.78	391573	6.78	232414	8.20	400114	9.66	353075	12.72	295867	14.34
7M85211.D	AC98625-007(5X)(MS)	44127	2.50	82712	5.78	310984	6.78	187928	8.20	337332	9.66	315275	12.72	265413	14.34
7M85212.D	AC98625-007(5X)(MS	46006	2.50	84684	5.78	326196	6.78	200881	8.20	355607	9.66	327173	12.72	275237	14.34
7M85213.D	AC98761-005	37796	2.50	73505	5.78	285781	6.78	170756	8.20	294173	9.66	261608	12.72	224569	14.34
7M85214.D	AC98761-006	37564	2.50	72668	5.78	280870	6.78	163748	8.20	280359	9.66	256272	12.72	230457	14.34
7M85215.D	AC98737-001	41104	2.50	75851	5.78	290845	6.78	163386	8.20	276767	9.66	253474	12.72	231530	14.34
7M85216.D	AC98737-002	44894	2.50	85996	5.78	332086	6.78	188558	8.20	321190	9.66	295560	12.72	270400	14.34
7M85217.D	AC98736-007	46246	2.50	85885	5.78	338691	6.78	201461	8.20	343563	9.66	308185	12.72	281051	14.34
7M85218.D	AC98736-007(MS)	52834	2.50	100339	5.78	376273	6.78	219197	8.20	381490	9.67	353045	12.72	312300	14.34
7M85219.D	AC98736-007(MSD)	40627	2.50	77452	5.78	296350	6.78	172229	8.20	295754	9.66	274709	12.72	242209	14.34
7M85220.D	AC98736-001	56738	2.50	107039	5.78	407628	6.78	222391	8.22	433420	9.68	379418	12.72	329691	14.34
7M85221.D	AC98736-002	42325	2.50	79211	5.78	307023	6.78	177059	8.20	298976	9.66	264536	12.72	230897	14.34
7M85222.D	AC98736-003	43679	2.50	83147	5.78	314853	6.78	180134	8.20	306246	9.66	281079	12.72	250380	14.34
7M85223.D	AC98736-004	46547	2.50	90153	5.78	352085	6.78	205167	8.20	348497	9.66	308737	12.72	275347	14.34
7M85224.D	AC98736-005	40328	2.50	76449	5.78	288273	6.78	188854	8.21	308507	9.67	272062	12.72	232157	14.34
7M85225.D	AC98736-006	44462	2.50	87450	5.78	361948	6.79	129785	8.23	315367	9.70	324327	12.72	286977	14.34
7M85226.D	AC98775-001	45348	2.50	82591	5.77	300588	6.78	169090	8.20	282133	9.66	244305	12.72	215374	14.34
7M85227.D	AC98761-007(5X)	46525	2.50	87700	5.78	337058	6.78	204828	8.20	351772	9.66	338333	12.72	310743	14.34
7M85228.D	AC98737-006(5X)	55903	2.50	100137	5.78	361533	6.78	205025	8.20	344782	9.66	316556	12.72	292561	14.34
7M85229.D	AC98737-009(5X)	53085	2.50	100606	5.78	380202	6.78	225084	8.20	389418	9.66	371703	12.72	350257	14.34
7M85230.D	AC98765-018(5X)	48339	2.50	92971	5.78	358582	6.78	211315	8.20	356240	9.66	333388	12.72	308775	14.34
7M85231.D	AC98719-001(3X)	45534	2.50	89529	5.78	343917	6.78	202094	8.20	343402	9.66	327490	12.72	301476	14.34

I1 =	1,4-Dioxane-d8(INT)	I4 =	Acenaphthene-d10	I7 =	Perylene-d12
I2 =	1,4-Dichlorobenzene-d4	I5 =	Phenanthrene-d10		
I3 =	Naphthalene-d8	I6 =	Chrysene-d12		

625/8270 Internal Standard concentration = 40 mg/L (in final extract)
624/8260 Internal Standard concentration = 30ug/L
524 Internal Standard concentration =5ug/L

Internal Standard Areas

Upper Limit = + 100% of internal standard area from daily cal or mid pt.

Lower Limit = - 50% of internal standard area from daily cal or mid pt.

Flags:

A - Indicates the compound failed the internal standard area criteria

R - Indicates the compound failed the internal standard retention time criteria.

Retention Times: Limit = within +/- 0.5 min of internal standard retention time from the daily cal or mid pt.

7062915 0311

FORM8

Internal Standard Areas

Evaluation Std Data File: 7M85233.D Method: EPA 8270D

Analysis Date/Time: 07/05/17 10:14

Lab File ID: CAL BNA@50PPM

	I1		I2		I3		I4		I5		I6		I7	
	Area	RT	Area	RT	Area	RT	Area	RT	Area	RT	Area	RT	Area	RT
Eval File Area/RT:	45368	2.50	87537	5.78	335771	6.81	203619	8.25	370474	9.70	381002	12.75	314084	14.47
Eval File Area Limit:	22684-90736		43768-175074		167886-671542		101810-407238		185237-740948		190501-762004		157042-628168	
Eval File Rt Limit:	2-3		5.28-6.28		6.31-7.31		7.75-8.75		9.2-10.2		12.25-13.25		13.97-14.97	

Data File	Sample														
7M85234.D	AC98738-004	48196	2.50	93274	5.78	355071	6.80	205635	8.24	353902	9.68	358241	12.73	346629	14.44
7M85235.D	AC98776-001	45980	2.49	90177	5.78	357597	6.80	219261	8.24	399910	9.68	408180	12.73	348899	14.44
7M85236.D	AC98653-007	50122	2.49	102423	5.78	405367	6.80	317246	8.25	482325	9.70	457646	12.74	420173	14.42
7M85237.D	AC98738-003(3X)	47154	2.50	97170	5.78	371199	6.79	246441	8.22	442941	9.68	441284	12.73	378678	14.40
7M85238.D	AC98778-010(5X)	47479	2.50	95379	5.78	369438	6.79	227473	8.22	412058	9.68	413850	12.72	377547	14.36
7M85239.D	AC98719-001	33428	2.50	66352	5.78	262156	6.79	158777	8.22	287930	9.67	280626	12.72	304596	14.37
7M85240.D	AC98625-007(5X)	52842	2.50	96804	5.78	365387	6.80	223958	8.22	408337	9.68	409201	12.73	357542	14.41
7M85241.D	AC98765-018(3X)	36528	2.50	71354	5.78	280805	6.79	172299	8.21	321804	9.67	321395	12.72	298059	14.38
7M85242.D	AC98737-009(3X)	46812	2.50	79876	5.78	297767	6.79	175566	8.21	310769	9.67	300917	12.72	319037	14.36
7M85243.D	AC98761-007(3X)	37341	2.50	75452	5.78	296296	6.79	191064	8.21	342379	9.67	329192	12.72	310637	14.35
7M85244.D	SMB60344	37969	2.49	76610	5.77	290768	6.79	175923	8.22	284861	9.67	279667	12.72	275743	14.35
7M85245.D	SMB60345	34322	2.50	65357	5.78	253630	6.78	155591	8.20	271034	9.67	243892	12.72	220945	14.35
7M85246.D	AC98778-009	40803	2.50	80666	5.78	314654	6.78	194821	8.20	359138	9.67	363711	12.72	332114	14.34
7M85247.D	AC98765-003	39673	2.50	75773	5.78	303891	6.78	186603	8.20	344543	9.67	361000	12.72	336233	14.35
7M85248.D	AC98765-006	47351	2.50	95201	5.78	375108	6.78	233979	8.20	416643	9.67	413191	12.73	399523	14.35
7M85249.D	AC98765-001(3X)	62900	2.50	107025	5.78	379651	6.78	216055	8.20	392999	9.67	389231	12.72	350484	14.34
7M85250.D	AC98765-001(3X)(MS)	50545	2.50	95231	5.78	384944	6.78	236258	8.20	447033	9.67	433111	12.72	421659	14.34
7M85251.D	AC98765-001(3X)(MS	48232	2.50	92822	5.78	364409	6.78	224548	8.20	412930	9.67	399118	12.72	349339	14.34
7M85252.D	AC98765-002(3X)	51877	2.49	102796	5.78	410708	6.78	246906	8.20	440582	9.67	409404	12.72	370290	14.35
7M85253.D	AC98765-005(3X)	62946	2.50	114601	5.78	426992	6.78	254522	8.20	466726	9.67	447390	12.72	391097	14.34
7M85254.D	AC98765-007(3X)	43696	2.49	91913	5.78	368736	6.78	222771	8.20	385995	9.67	448097	12.74	458465	14.38
7M85255.D	AC98765-008(3X)	48530	2.50	101708	5.78	405421	6.78	237103	8.20	446576	9.67	505276	12.74	509709	14.38
7M85256.D	AC98765-004(3X)	53696	2.49	112256	5.78	459032	6.78	276904	8.20	472794	9.67	537166	12.74	513422	14.38
7M85257.D	AC98765-009(3X)	42992	2.50	83461	5.78	335853	6.78	198406	8.20	382199	9.67	428933	12.73	387647	14.36
7M85258.D	AC98765-010(3X)	47875	2.50	84700	5.78	326439	6.78	199135	8.20	352469	9.67	365617	12.74	355749	14.38
7M85259.D	AC98722-001(3X)(R)	53553	2.49	107418	5.78	437260	6.78	277516	8.20	458559	9.67	456650	12.72	439777	14.35
7M85260.D	AC98707-001	38908	2.50	71537	5.78	272372	6.78	167230	8.20	286963	9.67	303488	12.72	311862	14.35
7M85261.D	AC98778-008	39304	2.50	75777	5.78	295697	6.78	174228	8.20	297388	9.67	276168	12.72	263005	14.34

I1 =	1,4-Dioxane-d8(INT)	I4 =	Acenaphthene-d10	I7 =	Perylene-d12
I2 =	1,4-Dichlorobenzene-d4	I5 =	Phenanthrene-d10		
I3 =	Naphthalene-d8	I6 =	Chrysene-d12		

625/8270 Internal Standard concentration = 40 mg/L (in final extract)
624/8260 Internal Standard concentration = 30ug/L
524 Internal Standard concentration =5ug/L

Internal Standard Areas

Upper Limit = + 100% of internal standard area from daily cal or mid pt.

Lower Limit = - 50% of internal standard area from daily cal or mid pt.

Flags:

A - Indicates the compound failed the internal standard area criteria

R - Indicates the compound failed the internal standard retention time criteria.

Retention Times: Limit = within +/- 0.5 min of internal standard retention time from the daily cal or mid pt.

7062915 0312

FORM8

Internal Standard Areas

Evaluation Std Data File: 7M84393.D Method: EPA 8270D

Analysis Date/Time: 06/05/17 10:41

Lab File ID: CAL BNA@50PPM

	I1		I2		I3		I4		I5		I6		I7	
	Area	RT	Area	RT	Area	RT	Area	RT	Area	RT	Area	RT	Area	RT
Eval File Area/RT:	63487	2.54	121136	5.80	474585	6.82	290547	8.25	543793	9.70	569210	12.74	461323	14.39
Eval File Area Limit:	31744-126974		60568-242272		237292-949170		145274-581094		271896-1087586		284605-1138420		230662-922646	
Eval File Rt Limit:	2.04-3.04		5.3-6.3		6.32-7.32		7.75-8.75		9.2-10.2		12.24-13.24		13.89-14.89	

Data File	Sample														
7M84393.D	CAL BNA@50PPM	63487	2.54	121136	5.80	474585	6.82	290547	8.25	543793	9.70	569210	12.74	461323	14.39
7M84394.D	CAL BNA@10PPM	63323	2.53	120957	5.80	484187	6.81	293484	8.24	539009	9.70	559698	12.75	469994	14.42
7M84395.D	CAL BNA@196PPM	63677	2.53	117111	5.80	460224	6.82	287617	8.26	526452	9.71	519348	12.75	448273	14.41
7M84396.D	CAL BNA@160PPM	78405	2.53	147173	5.80	584418	6.82	363200	8.26	653713	9.71	639007	12.75	552157	14.41
7M84397.D	CAL BNA@120PPM	64036	2.53	119715	5.80	476313	6.81	293682	8.24	533176	9.70	534335	12.75	447635	14.41
7M84398.D	CAL BNA@80PPM	63095	2.53	118831	5.80	463340	6.81	284414	8.24	525895	9.70	544220	12.75	461657	14.41
7M84399.D	CAL BNA@20PPM	63070	2.53	121363	5.80	482389	6.82	295470	8.26	554883	9.71	589097	12.74	498191	14.39
7M84400.D	CAL BNA@2PPM	56614	2.54	106268	5.80	420313	6.82	257629	8.25	468591	9.70	487010	12.74	409266	14.39
7M84401.D	CAL BNA@.5PPM	57007	2.54	112235	5.80	441747	6.82	274078	8.25	509500	9.70	526372	12.74	429285	14.40
7M84402.D	ICV BNA@50PPM	58764	2.53	112118	5.80	431119	6.81	261664	8.24	478407	9.70	519443	12.74	431812	14.40

I1 = 1,4-Dioxane-d8(INT)
I2 = 1,4-Dichlorobenzene-d4
I3 = Naphthalene-d8
I4 = Acenaphthene-d10
I5 = Phenanthrene-d10
I6 = Chrysene-d12
I7 = Perylene-d12

625/8270 Internal Standard concentration = 40 mg/L (in final extract)
624/8260 Internal Standard concentration = 30ug/L
524 Internal Standard concentration =5ug/L

Internal Standard Areas

Upper Limit = + 100% of internal standard area from daily cal or mid pt.

Lower Limit = - 50% of internal standard area from daily cal or mid pt.

Flags:

A - Indicates the compound failed the internal standard area criteria

R - Indicates the compound failed the internal standard retention time criteria.

Retention Times: Limit = within +/- 0.5 min of internal standard retention time from the daily cal or mid pt.

7062915 0313

FORM8

Internal Standard Areas

Evaluation Std Data File: 9M78605.D Method: EPA 8270D

Analysis Date/Time: 06/06/17 10:34

Lab File ID: CAL BNA@50PPM

	I1		I2		I3		I4		I5		I6		I7	
	Area	RT	Area	RT	Area	RT	Area	RT	Area	RT	Area	RT	Area	RT
Eval File Area/RT:	28103	2.73	63630	5.94	245655	6.96	160047	8.40	304124	9.87	378093	12.93	336696	14.58
Eval File Area Limit:	14052-56206		31815-127260		122828-491310		80024-320094		152062-608248		189046-756186		168348-673392	
Eval File Rt Limit:	2.23-3.23		5.44-6.44		6.46-7.46		7.9-8.9		9.37-10.37		12.43-13.43		14.08-15.08	

Data File	Sample														
9M78605.D	CAL BNA@50PPM	28103	2.73	63630	5.94	245655	6.96	160047	8.40	304124	9.87	378093	12.93	336696	14.58
9M78606.D	CAL BNA@10PPM	21251	2.73	65969	5.94	259277	6.95	165174	8.39	320920	9.86	381753	12.92	344742	14.57
9M78607.D	CAL BNA@196PPM	24275	2.73	66201	5.94	262865	6.96	194276	8.40	387374	9.87	523603	12.93	407907	14.58
9M78608.D	CAL BNA@160PPM	30182	2.72	82253	5.94	326622	6.95	249729	8.40	472324	9.87	645508	12.93	498343	14.57
9M78609.D	CAL BNA@120PPM	26907	2.73	62027	5.94	246495	6.95	193735	8.40	303472	9.87	397635	12.93	326060	14.56
9M78610.D	CAL BNA@80PPM	26973	2.72	62976	5.94	245088	6.95	165689	8.39	308816	9.86	386622	12.92	333041	14.56
9M78611.D	CAL BNA@20PPM	26484	2.72	63268	5.94	249116	6.95	161948	8.39	317379	9.86	391124	12.92	347005	14.56
9M78612.D	CAL BNA@2PPM	23356	2.73	54125	5.94	213226	6.95	139395	8.39	308123	9.86	329596	12.92	292618	14.55
9M78613.D	CAL BNA@0.5PPM	24229	2.73	54335	5.94	214688	6.95	141775	8.39	279755	9.86	333718	12.92	301036	14.55
9M78614.D	ICV BNA@50PPM	26492	2.73	60371	5.94	232944	6.95	145843	8.39	291211	9.86	369998	12.92	319973	14.56

I1 =	1,4-Dioxane-d8(INT)	I4 =	Acenaphthene-d10	I7 =	Perylene-d12	625/8270 Internal Standard concentration = 40 mg/L (in final extract)
I2 =	1,4-Dichlorobenzene-d4	I5 =	Phenanthrene-d10			624/8260 Internal Standard concentration = 30ug/L
I3 =	Naphthalene-d8	I6 =	Chrysene-d12			524 Internal Standard concentration =5ug/L

Internal Standard Areas

Upper Limit = + 100% of internal standard area from daily cal or mid pt.

Lower Limit = - 50% of internal standard area from daily cal or mid pt.

Flags:

A - Indicates the compound failed the internal standard area criteria

R - Indicates the compound failed the internal standard retention time criteria.

Retention Times: Limit = within +/- 0.5 min of internal standard retention time from the daily cal or mid pt.

7062915 0314

FORM8

Internal Standard Areas

Evaluation Std Data File: 7M85186.D Method: EPA 8270D

Analysis Date/Time: 07/03/17 09:03

Lab File ID: CAL BNA@50PPM

	I1		I2		I3		I4		I5		I6		I7	
	Area	RT	Area	RT	Area	RT	Area	RT	Area	RT	Area	RT	Area	RT
Eval File Area/RT:	42536	2.51	78788	5.78	300383	6.78	177066	8.21	323563	9.67	339015	12.72	285660	14.36
Eval File Area Limit:	21268-85072		39394-157576		150192-600766		88533-354132		161782-647126		169508-678030		142830-571320	
Eval File Rt Limit:	2.01-3.01		5.28-6.28		6.28-7.28		7.71-8.71		9.17-10.17		12.22-13.22		13.86-14.86	

Data File	Sample														
7M85185.D	BNA@50PPM	43230	2.51	79197	5.78	297074	6.78	177501	8.21	322636	9.67	351505	12.72	296013	14.35
7M85187.D	SMB60326	36278	2.50	72433	5.78	283897	6.79	169353	8.21	298080	9.67	275503	12.72	236951	14.35
7M85188.D	AC98717-003	33107	2.50	71983	5.78	287977	6.79	203011	8.22	345496	9.68	291435	12.72	255943	14.35
7M85189.D	AC98730-013	41088	2.50	85676	5.78	341283	6.79	203712	8.21	349410	9.67	386014	12.72	372119	14.36
7M85190.D	AC98625-007	36556	2.50	75455	5.78	286676	6.79	189739	8.21	333404	9.67	292734	12.72	262014	14.35
7M85191.D	AC98658-009	44015	2.50	87572	5.78	375739	6.79	203511	8.23	374590	9.69	270801	12.72	281487	14.35
7M85192.D	AC98734-004	34420	2.50	69610	5.77	270322	6.79	158818	8.21	283091	9.67	263309	12.72	236304	14.36
7M85193.D	AC98730-013(MS)	37945	2.50	80173	5.78	316562	6.79	192819	8.21	336475	9.67	310410	12.72	280626	14.36
7M85194.D	AC98730-013(MSD)	39446	2.49	81473	5.78	318072	6.79	184738	8.21	306657	9.67	246349	12.72	231108	14.36
7M85195.D	AC98720-001(5X)	39225	2.50	82044	5.78	336946	6.79	204495	8.21	346507	9.67	303989	12.72	283129	14.36
7M85196.D	AC98730-014(5X)	52300	2.50	99267	5.78	374324	6.79	216630	8.21	362737	9.67	333704	12.73	312242	14.41
7M85197.D	AC98721-001(3X)	40253	2.50	82403	5.78	332552	6.79	199386	8.22	340982	9.68	319415	12.73	285644	14.37
7M85198.D	SMB60334	30753	2.49	65031	5.78	256353	6.79	152069	8.22	263455	9.67	234527	12.72	213366	14.35
7M85199.D	AC98754-001	43849	2.49	100185	5.78	397249	6.79	255187	8.21	439884	9.68	389661	12.72	354557	14.35
7M85200.D	AC98719-003(3X)	38717	2.50	81331	5.78	329566	6.78	201613	8.21	349400	9.67	309215	12.72	277230	14.36

I1 =	1,4-Dioxane-d8(INT)	I4 =	Acenaphthene-d10	I7 =	Perylene-d12	**625/8270 Internal Standard concentration = 40 mg/L (in final extract)**
I2 =	1,4-Dichlorobenzene-d4	I5 =	Phenanthrene-d10			**624/8260 Internal Standard concentration = 30ug/L**
I3 =	Naphthalene-d8	I6 =	Chrysene-d12			**524 Internal Standard concentration =5ug/L**

Internal Standard Areas

Upper Limit = + 100% of internal standard area from daily cal or mid pt.

Lower Limit = - 50% of internal standard area from daily cal or mid pt.

Flags:

A - Indicates the compound failed the internal standard area criteria

R - Indicates the compound failed the internal standard retention time criteria.

Retention Times: Limit = within +/- 0.5 min of internal standard retention time from the daily cal or mid pt.

7062915 0315

FORM8

Internal Standard Areas

Evaluation Std Data File: 9M78912.D Method: EPA 8270D

Analysis Date/Time: 07/03/17 09:08

Lab File ID: CAL BNA@50PPM

	I1		I2		I3		I4		I5		I6		I7	
	Area	RT	Area	RT	Area	RT	Area	RT	Area	RT	Area	RT	Area	RT
Eval File Area/RT:	28751	2.72	71513	5.93	268956	6.94	186048	8.39	392055	9.86	527865	12.92	472114	14.55
Eval File Area Limit:	14376-57502		35756-143026		134478-537912		93024-372096		196028-784110		263932-1055730		236057-944228	
Eval File Rt Limit:	2.22-3.22		5.43-6.43		6.44-7.44		7.89-8.89		9.36-10.36		12.42-13.42		14.05-15.05	

Data File	Sample														
9M78911.D	BNA@50PPM	29588	2.72	74021	5.93	271741	6.94	188318	8.39	396039	9.86	545913	12.92	485675	14.55
9M78913.D	SMB60326	33015	2.72	87060	5.93	313717	6.94	202881	8.38	386116	9.85	376391	12.91	357922	14.54
9M78914.D	SMB60326(MS)	31150	2.72	80489	5.93	288663	6.94	185680	8.38	350667	9.86	375868	12.91	364080	14.55
9M78915.D	AC98737-003	27052	2.72	67037	5.93	243299	6.94	155895	8.39	304366	9.86	365727	12.91	338349	14.55
9M78916.D	AC98737-005	31283	2.72	81564	5.93	290583	6.94	185257	8.38	355708	9.85	385895	12.91	379886	14.55
9M78917.D	AC98737-007	25999	2.72	65708	5.93	234270	6.94	151024	8.38	299662	9.85	360658	12.91	347950	14.55
9M78918.D	AC98721-005	29958	2.72	77835	5.93	280934	6.94	184063	8.38	365478	9.85	452647	12.91	428592	14.55
9M78919.D	AC98761-008	27988	2.72	70396	5.93	258131	6.94	165610	8.38	318883	9.85	328889	12.91	330167	14.55
9M78920.D	SMB60320	28413	2.72	76313	5.93	275696	6.94	176983	8.38	341624	9.85	342676	12.91	320640	14.55
9M78921.D	SMB60324	29867	2.72	84772	5.93	304830	6.94	194941	8.38	374035	9.85	376757	12.91	376647	14.55
9M78922.D	WMB60330(MS)	25351	2.71	65517	5.93	243404	6.94	166936	8.39	347461	9.86	441668	12.92	375281	14.55
9M78923.D	WMB60330	21349	2.72	53337	5.93	197011	6.94	131697	8.38	281997	9.85	375683	12.91	343769	14.55
9M78924.D	SMB60334(MS)	26980	2.72	72224	5.93	259152	6.94	168408	8.39	310561	9.86	325460	12.91	320690	14.55
9M78925.D	SMB60334	26695	2.72	70932	5.93	252341	6.94	163512	8.38	311928	9.85	299774	12.91	297542	14.54
9M78926.D	AC98757-001	27562	2.71	69355	5.93	257962	6.94	169616	8.38	343846	9.85	428755	12.91	379303	14.55
9M78927.D	AC98757-002	26220	2.71	62149	5.93	236640	6.94	152481	8.38	317848	9.85	402900	12.91	360124	14.55
9M78928.D	AC98723-001(T)	26546	2.73	60400	5.93	224390	6.94	148936	8.38	302248	9.85	376341	12.91	336952	14.55
9M78929.D	AC98723-001(T)(MS)	31648	2.73	74164	5.93	277476	6.94	189911	8.39	392374	9.86	498901	12.92	424273	14.55
9M78930.D	AC98723-001(T)(MSD	30844	2.72	74283	5.93	272876	6.94	186889	8.39	386542	9.86	482478	12.92	417480	14.55
9M78931.D	AC98723-002(T)	29891	2.72	69732	5.93	250491	6.94	167793	8.38	347240	9.85	431558	12.91	379422	14.55
9M78932.D	AC98700-004(T)	30513	2.73	71593	5.93	254918	6.94	169085	8.38	353655	9.85	431211	12.91	378115	14.54
9M78933.D	AC98700-005(T)	28370	2.73	67422	5.93	243099	6.94	162255	8.38	332944	9.85	407183	12.91	358652	14.54
9M78934.D	AC98686-001(T)	28585	2.73	68696	5.93	246899	6.94	164677	8.38	342371	9.85	403362	12.91	351747	14.54
9M78935.D	AC98730-013(T)	28901	2.72	69622	5.93	248128	6.94	163789	8.38	342391	9.85	419888	12.91	366378	14.54
9M78936.D	AC98730-014(T)	27423	2.72	63602	5.93	230653	6.94	152767	8.38	323319	9.85	398155	12.91	342806	14.55
9M78937.D	AC98734-004(T)	27849	2.73	65524	5.93	244406	6.94	163161	8.38	339476	9.85	412795	12.91	357500	14.55
9M78938.D	EF-1 V-258720(06/30)	25612	2.73	61372	5.93	215404	6.94	144628	8.38	303333	9.85	374449	12.91	319341	14.55
9M78939.D	AC98757-002(3X)	31248	2.71	77991	5.93	300202	6.94	202499	8.38	429109	9.85	523569	12.91	463385	14.55

I1 =	1,4-Dioxane-d8(INT)	I4 =	Acenaphthene-d10	I7 =	Perylene-d12
I2 =	1,4-Dichlorobenzene-d4	I5 =	Phenanthrene-d10		
I3 =	Naphthalene-d8	I6 =	Chrysene-d12		

625/8270 Internal Standard concentration = 40 mg/L (in final extract)
624/8260 Internal Standard concentration = 30ug/L
524 Internal Standard concentration =5ug/L

Internal Standard Areas

Upper Limit = + 100% of internal standard area from daily cal or mid pt.

Lower Limit = - 50% of internal standard area from daily cal or mid pt.

Flags:

A - Indicates the compound failed the internal standard area criteria

R - Indicates the compound failed the internal standard retention time criteria.

Retention Times: Limit = within +/- 0.5 min of internal standard retention time from the daily cal or mid pt.

7062915 0316

FORM8

Internal Standard Areas

Evaluation Std Data File: 7M85202.D Method: EPA 8270D

Analysis Date/Time: 07/03/17 15:38

Lab File ID: CAL BNA@50PPM

	I1		I2		I3		I4		I5		I6		I7	
	Area	RT	Area	RT	Area	RT	Area	RT	Area	RT	Area	RT	Area	RT
Eval File Area/RT:	44050	2.50	84440	5.78	322572	6.79	188770	8.21	341108	9.67	329162	12.72	267053	14.36
Eval File Area Limit:	22025-88100		42220-168880		161286-645144		94385-377540		170554-682216		164581-658324		133526-534106	
Eval File Rt Limit:	2-3		5.28-6.28		6.29-7.29		7.71-8.71		9.17-10.17		12.22-13.22		13.86-14.86	

Data File	Sample														
7M85203.D	AC98721-002	45992	2.50	85114	5.78	332390	6.78	195700	8.21	343864	9.67	325015	12.72	287353	14.35
7M85204.D	AC98721-003	45451	2.50	81016	5.78	309225	6.78	179364	8.20	305500	9.67	280898	12.72	257464	14.35
7M85205.D	AC98721-004	42561	2.50	79675	5.78	309172	6.78	182528	8.20	320181	9.66	296156	12.72	258289	14.34
7M85206.D	AC98737-008	40809	2.50	76308	5.78	295434	6.78	171946	8.20	303021	9.67	269394	12.72	232343	14.34
7M85207.D	AC98765-012	41214	2.50	76583	5.78	300562	6.78	179636	8.20	311852	9.66	282034	12.72	236802	14.34
7M85208.D	AC98765-016	39143	2.50	72828	5.78	282415	6.78	167020	8.20	295826	9.66	275327	12.72	230488	14.34
7M85209.D	AC98765-017	40442	2.50	77544	5.78	298937	6.78	175115	8.20	314095	9.66	282492	12.72	243528	14.34
7M85210.D	AC98625-007(5X)	67304	2.50	110735	5.78	391573	6.78	232414	8.20	400114	9.66	353075	12.72	295867	14.34
7M85211.D	AC98625-007(5X)(MS)	44127	2.50	82712	5.78	310984	6.78	187928	8.20	337332	9.66	315275	12.72	265413	14.34
7M85212.D	AC98625-007(5X)(MS	46006	2.50	84684	5.78	326196	6.78	200881	8.20	355607	9.66	327173	12.72	275237	14.34
7M85213.D	AC98761-005	37796	2.50	73505	5.78	285781	6.78	170756	8.20	294173	9.66	261608	12.72	224569	14.34
7M85214.D	AC98761-006	37564	2.50	72668	5.78	280870	6.78	163748	8.20	280359	9.66	256272	12.72	230457	14.34
7M85215.D	AC98737-001	41104	2.50	75851	5.78	290845	6.78	163386	8.20	276767	9.66	253474	12.72	231530	14.34
7M85216.D	AC98737-002	44894	2.50	85996	5.78	332086	6.78	188558	8.20	321190	9.66	295560	12.72	270400	14.34
7M85217.D	AC98736-007	46246	2.50	85885	5.78	338691	6.78	201461	8.20	343563	9.66	308185	12.72	281051	14.34
7M85218.D	AC98736-007(MS)	52834	2.50	100339	5.78	376273	6.78	219197	8.20	381490	9.67	353045	12.72	312300	14.34
7M85219.D	AC98736-007(MSD)	40627	2.50	77452	5.78	296350	6.78	172229	8.20	295754	9.66	274709	12.72	242209	14.34
7M85220.D	AC98736-001	56738	2.50	107039	5.78	407628	6.78	222391	8.22	433420	9.68	379418	12.72	329691	14.34
7M85221.D	AC98736-002	42325	2.50	79211	5.78	307023	6.78	177059	8.20	298976	9.66	264536	12.72	230897	14.34
7M85222.D	AC98736-003	43679	2.50	83147	5.78	314853	6.78	180134	8.20	306246	9.66	281079	12.72	250380	14.34
7M85223.D	AC98736-004	46547	2.50	90153	5.78	352085	6.78	205167	8.20	348497	9.66	308737	12.72	275347	14.34
7M85224.D	AC98736-005	40328	2.50	76449	5.78	288273	6.78	188854	8.21	308507	9.67	272062	12.72	232157	14.34
7M85225.D	AC98736-006	44462	2.50	87450	5.78	361948	6.79	129785	8.23	315367	9.70	324327	12.72	286977	14.34
7M85226.D	AC98775-001	45348	2.50	82591	5.77	300588	6.78	169090	8.20	282133	9.66	244305	12.72	215374	14.34
7M85227.D	AC98761-007(5X)	46525	2.50	87700	5.78	337058	6.78	204828	8.20	351772	9.66	338333	12.72	310743	14.34
7M85228.D	AC98737-006(5X)	55903	2.50	100137	5.78	361533	6.78	205025	8.20	344782	9.66	316556	12.72	292561	14.34
7M85229.D	AC98737-009(5X)	53085	2.50	100606	5.78	380202	6.78	225084	8.20	389418	9.66	371703	12.72	350257	14.34
7M85230.D	AC98765-018(5X)	48339	2.50	92971	5.78	358582	6.78	211315	8.20	356240	9.66	333388	12.72	308775	14.34
7M85231.D	AC98719-001(3X)	45534	2.50	89529	5.78	343917	6.78	202094	8.20	343402	9.66	327490	12.72	301476	14.34

I1 =	1,4-Dioxane-d8(INT)	I4 =	Acenaphthene-d10	I7 =	Perylene-d12
I2 =	1,4-Dichlorobenzene-d4	I5 =	Phenanthrene-d10		
I3 =	Naphthalene-d8	I6 =	Chrysene-d12		

625/8270 Internal Standard concentration = 40 mg/L (in final extract)
624/8260 Internal Standard concentration = 30ug/L
524 Internal Standard concentration =5ug/L

Internal Standard Areas

Upper Limit = + 100% of internal standard area from daily cal or mid pt.

Lower Limit = - 50% of internal standard area from daily cal or mid pt.

Flags:

A - Indicates the compound failed the internal standard area criteria

R - Indicates the compound failed the internal standard retention time criteria.

Retention Times: Limit = within +/- 0.5 min of internal standard retention time from the daily cal or mid pt.

7062915 0317

FORM8

Internal Standard Areas

Evaluation Std Data File: 7M84393.D Method: EPA 8270D

Analysis Date/Time: 06/05/17 10:41

Lab File ID: CAL BNA@50PPM

	I1		I2		I3		I4		I5		I6		I7	
	Area	RT	Area	RT	Area	RT	Area	RT	Area	RT	Area	RT	Area	RT
Eval File Area/RT:	63487	2.54	121136	5.80	474585	6.82	290547	8.25	543793	9.70	569210	12.74	461323	14.39
Eval File Area Limit:	31744-126974		60568-242272		237292-949170		145274-581094		271896-1087586		284605-1138420		230662-922646	
Eval File Rt Limit:	2.04-3.04		5.3-6.3		6.32-7.32		7.75-8.75		9.2-10.2		12.24-13.24		13.89-14.89	

Data File	Sample														
7M84393.D	CAL BNA@50PPM	63487	2.54	121136	5.80	474585	6.82	290547	8.25	543793	9.70	569210	12.74	461323	14.39
7M84394.D	CAL BNA@10PPM	63323	2.53	120957	5.80	484187	6.81	293484	8.24	539009	9.70	559698	12.75	469994	14.42
7M84395.D	CAL BNA@196PPM	63677	2.53	117111	5.80	460224	6.82	287617	8.26	526452	9.71	519348	12.75	448273	14.41
7M84396.D	CAL BNA@160PPM	78405	2.53	147173	5.80	584418	6.82	363200	8.26	653713	9.71	639007	12.75	552157	14.41
7M84397.D	CAL BNA@120PPM	64036	2.53	119715	5.80	476313	6.81	293682	8.24	533176	9.70	534335	12.75	447635	14.41
7M84398.D	CAL BNA@80PPM	63095	2.53	118831	5.80	463340	6.81	284414	8.24	525895	9.70	544220	12.75	461657	14.41
7M84399.D	CAL BNA@20PPM	63070	2.53	121363	5.80	482389	6.82	295470	8.26	554883	9.71	589097	12.74	498191	14.39
7M84400.D	CAL BNA@2PPM	56614	2.54	106268	5.80	420313	6.82	257629	8.25	468591	9.70	487010	12.74	409266	14.39
7M84401.D	CAL BNA@.5PPM	57007	2.54	112235	5.80	441747	6.82	274078	8.25	509500	9.70	526372	12.74	429285	14.40
7M84402.D	ICV BNA@50PPM	58764	2.53	112118	5.80	431119	6.81	261664	8.24	478407	9.70	519443	12.74	431812	14.40

I1 =	1,4-Dioxane-d8(INT)	I4 =	Acenaphthene-d10	I7 =	Perylene-d12
I2 =	1,4-Dichlorobenzene-d4	I5 =	Phenanthrene-d10		
I3 =	Naphthalene-d8	I6 =	Chrysene-d12		

625/8270 Internal Standard concentration = 40 mg/L (in final extract)
624/8260 Internal Standard concentration = 30ug/L
524 Internal Standard concentration =5ug/L

Internal Standard Areas

Upper Limit = + 100% of internal standard area from daily cal or mid pt.

Lower Limit = - 50% of internal standard area from daily cal or mid pt.

Flags:

A - Indicates the compound failed the internal standard area criteria

R - Indicates the compound failed the internal standard retention time criteria.

Retention Times: Limit = within +/- 0.5 min of internal standard retention time from the daily cal or mid pt.

7062915 0318

FORM8

Internal Standard Areas

Evaluation Std Data File: 9M78605.D Method: EPA 8270D

Analysis Date/Time: 06/06/17 10:34

Lab File ID: CAL BNA@50PPM

	I1		I2		I3		I4		I5		I6		I7	
	Area	RT	Area	RT	Area	RT	Area	RT	Area	RT	Area	RT	Area	RT
Eval File Area/RT:	28103	2.73	63630	5.94	245655	6.96	160047	8.40	304124	9.87	378093	12.93	336696	14.58
Eval File Area Limit:	14052-56206		31815-127260		122828-491310		80024-320094		152062-608248		189046-756186		168348-673392	
Eval File Rt Limit:	2.23-3.23		5.44-6.44		6.46-7.46		7.9-8.9		9.37-10.37		12.43-13.43		14.08-15.08	

Data File	Sample														
9M78605.D	CAL BNA@50PPM	28103	2.73	63630	5.94	245655	6.96	160047	8.40	304124	9.87	378093	12.93	336696	14.58
9M78606.D	CAL BNA@10PPM	21251	2.73	65969	5.94	259277	6.95	165174	8.39	320920	9.86	381753	12.92	344742	14.57
9M78607.D	CAL BNA@196PPM	24275	2.73	66201	5.94	262865	6.96	194276	8.40	387374	9.87	523603	12.93	407907	14.58
9M78608.D	CAL BNA@160PPM	30182	2.72	82253	5.94	326622	6.95	249729	8.40	472324	9.87	645508	12.93	498343	14.57
9M78609.D	CAL BNA@120PPM	26907	2.73	62027	5.94	246495	6.95	193735	8.40	303472	9.87	397635	12.93	326060	14.56
9M78610.D	CAL BNA@80PPM	26973	2.72	62976	5.94	245088	6.95	165689	8.39	308816	9.86	386622	12.92	333041	14.56
9M78611.D	CAL BNA@20PPM	26484	2.72	63268	5.94	249116	6.95	161948	8.39	317379	9.86	391124	12.92	347005	14.56
9M78612.D	CAL BNA@2PPM	23356	2.73	54125	5.94	213226	6.95	139395	8.39	308123	9.86	329596	12.92	292618	14.55
9M78613.D	CAL BNA@0.5PPM	24229	2.73	54335	5.94	214688	6.95	141775	8.39	279755	9.86	333718	12.92	301036	14.55
9M78614.D	ICV BNA@50PPM	26492	2.73	60371	5.94	232944	6.95	145843	8.39	291211	9.86	369998	12.92	319973	14.56

I1 =	1,4-Dioxane-d8(INT)	I4 =	Acenaphthene-d10	I7 =	Perylene-d12	**625/8270 Internal Standard concentration = 40 mg/L (in final extract)**
I2 =	1,4-Dichlorobenzene-d4	I5 =	Phenanthrene-d10			**624/8260 Internal Standard concentration = 30ug/L**
I3 =	Naphthalene-d8	I6 =	Chrysene-d12			**524 Internal Standard concentration =5ug/L**

Internal Standard Areas

Upper Limit = + 100% of internal standard area from daily cal or mid pt.

Lower Limit = - 50% of internal standard area from daily cal or mid pt.

Flags:

A - Indicates the compound failed the internal standard area criteria

R - Indicates the compound failed the internal standard retention time criteria.

Retention Times: Limit = within +/- 0.5 min of internal standard retention time from the daily cal or mid pt.

7062915 0319

FORM8

Internal Standard Areas

Evaluation Std Data File: 7M85186.D Method: EPA 8270D

Analysis Date/Time: 07/03/17 09:03

Lab File ID: CAL BNA@50PPM

	I1		I2		I3		I4		I5		I6		I7	
	Area	RT	Area	RT	Area	RT	Area	RT	Area	RT	Area	RT	Area	RT
Eval File Area/RT:	42536	2.51	78788	5.78	300383	6.78	177066	8.21	323563	9.67	339015	12.72	285660	14.36
Eval File Area Limit:	21268-85072		39394-157576		150192-600766		88533-354132		161782-647126		169508-678030		142830-571320	
Eval File Rt Limit:	2.01-3.01		5.28-6.28		6.28-7.28		7.71-8.71		9.17-10.17		12.22-13.22		13.86-14.86	

Data File	Sample														
7M85185.D	BNA@50PPM	43230	2.51	79197	5.78	297074	6.78	177501	8.21	322636	9.67	351505	12.72	296013	14.35
7M85187.D	SMB60326	36278	2.50	72433	5.78	283897	6.79	169353	8.21	298080	9.67	275503	12.72	236951	14.35
7M85188.D	AC98717-003	33107	2.50	71983	5.78	287977	6.79	203011	8.22	345496	9.68	291435	12.72	255943	14.35
7M85189.D	AC98730-013	41088	2.50	85676	5.78	341283	6.79	203712	8.21	349410	9.67	386014	12.72	372119	14.36
7M85190.D	AC98625-007	36556	2.50	75455	5.78	286676	6.79	189739	8.21	333404	9.67	292734	12.72	262014	14.35
7M85191.D	AC98658-009	44015	2.50	87572	5.78	375739	6.79	203511	8.23	374590	9.69	270801	12.72	281487	14.35
7M85192.D	AC98734-004	34420	2.50	69610	5.77	270322	6.79	158818	8.21	283091	9.67	263309	12.72	236304	14.36
7M85193.D	AC98730-013(MS)	37945	2.50	80173	5.78	316562	6.79	192819	8.21	336475	9.67	310410	12.72	280626	14.36
7M85194.D	AC98730-013(MSD)	39446	2.49	81473	5.78	318072	6.79	184738	8.21	306657	9.67	246349	12.72	231108	14.36
7M85195.D	AC98720-001(5X)	39225	2.50	82044	5.78	336946	6.79	204495	8.21	346507	9.67	303989	12.72	283129	14.36
7M85196.D	AC98730-014(5X)	52300	2.50	99267	5.78	374324	6.79	216630	8.21	362737	9.67	333704	12.73	312242	14.41
7M85197.D	AC98721-001(3X)	40253	2.50	82403	5.78	332552	6.79	199386	8.22	340982	9.68	319415	12.73	285644	14.37
7M85198.D	SMB60334	30753	2.49	65031	5.78	256353	6.79	152069	8.22	263455	9.67	234527	12.72	213366	14.35
7M85199.D	AC98754-001	43849	2.49	100185	5.78	397249	6.79	255187	8.21	439884	9.68	389661	12.72	354557	14.35
7M85200.D	AC98719-003(3X)	38717	2.50	81331	5.78	329566	6.78	201613	8.21	349400	9.67	309215	12.72	277230	14.36

I1 =	1,4-Dioxane-d8(INT)	I4 =	Acenaphthene-d10	I7 =	Perylene-d12
I2 =	1,4-Dichlorobenzene-d4	I5 =	Phenanthrene-d10		
I3 =	Naphthalene-d8	I6 =	Chrysene-d12		

625/8270 Internal Standard concentration = 40 mg/L (in final extract)
624/8260 Internal Standard concentration = 30ug/L
524 Internal Standard concentration =5ug/L

Internal Standard Areas

Upper Limit = + 100% of internal standard area from daily cal or mid pt.

Lower Limit = - 50% of internal standard area from daily cal or mid pt.

Flags:

A - Indicates the compound failed the internal standard area criteria

R - Indicates the compound failed the internal standard retention time criteria.

Retention Times: Limit = within +/- 0.5 min of internal standard retention time from the daily cal or mid pt.

7062915 0320

FORM8

Internal Standard Areas

Evaluation Std Data File: 9M78912.D Method: EPA 8270D

Analysis Date/Time: 07/03/17 09:08

Lab File ID: CAL BNA@50PPM

	I1		I2		I3		I4		I5		I6		I7	
	Area	RT	Area	RT	Area	RT	Area	RT	Area	RT	Area	RT	Area	RT
Eval File Area/RT:	28751	2.72	71513	5.93	268956	6.94	186048	8.39	392055	9.86	527865	12.92	472114	14.55
Eval File Area Limit:	14376-57502		35756-143026		134478-537912		93024-372096		196028-784110		263932-1055730		236057-944228	
Eval File Rt Limit:	2.22-3.22		5.43-6.43		6.44-7.44		7.89-8.89		9.36-10.36		12.42-13.42		14.05-15.05	

Data File	Sample														
9M78911.D	BNA@50PPM	29588	2.72	74021	5.93	271741	6.94	188318	8.39	396039	9.86	545913	12.92	485675	14.55
9M78913.D	SMB60326	33015	2.72	87060	5.93	313717	6.94	202881	8.38	386116	9.85	376391	12.91	357922	14.54
9M78914.D	SMB60326(MS)	31150	2.72	80489	5.93	288663	6.94	185680	8.38	350667	9.86	375868	12.91	364080	14.55
9M78915.D	AC98737-003	27052	2.72	67037	5.93	243299	6.94	155895	8.39	304366	9.86	365727	12.91	338349	14.55
9M78916.D	AC98737-005	31283	2.72	81564	5.93	290583	6.94	185257	8.38	355708	9.85	385895	12.91	379886	14.55
9M78917.D	AC98737-007	25999	2.72	65708	5.93	234270	6.94	151024	8.38	299662	9.85	360658	12.91	347950	14.55
9M78918.D	AC98721-005	29958	2.72	77835	5.93	280934	6.94	184063	8.38	365478	9.85	452647	12.91	428592	14.55
9M78919.D	AC98761-008	27988	2.72	70396	5.93	258131	6.94	165610	8.38	318883	9.85	328889	12.91	330167	14.55
9M78920.D	SMB60320	28413	2.72	76313	5.93	275696	6.94	176983	8.38	341624	9.85	342676	12.91	320640	14.55
9M78921.D	SMB60324	29867	2.72	84772	5.93	304830	6.94	194941	8.38	374035	9.85	376757	12.91	376647	14.55
9M78922.D	WMB60330(MS)	25351	2.71	65517	5.93	243404	6.94	166936	8.39	347461	9.86	441668	12.92	375281	14.55
9M78923.D	WMB60330	21349	2.72	53337	5.93	197011	6.94	131697	8.38	281997	9.85	375683	12.91	343769	14.55
9M78924.D	SMB60334(MS)	26980	2.72	72224	5.93	259152	6.94	168408	8.39	310561	9.86	325460	12.91	320690	14.55
9M78925.D	SMB60334	26695	2.72	70932	5.93	252341	6.94	163512	8.38	311928	9.85	299774	12.91	297542	14.54
9M78926.D	AC98757-001	27562	2.71	69355	5.93	257962	6.94	169616	8.38	343846	9.85	428755	12.91	379303	14.55
9M78927.D	AC98757-002	26220	2.71	62149	5.93	236640	6.94	152481	8.38	317848	9.85	402900	12.91	360124	14.55
9M78928.D	AC98723-001(T)	26546	2.73	60400	5.93	224390	6.94	148936	8.38	302248	9.85	376341	12.91	336952	14.55
9M78929.D	AC98723-001(T)(MS)	31648	2.73	74164	5.93	277476	6.94	189911	8.39	392374	9.86	498901	12.92	424273	14.55
9M78930.D	AC98723-001(T)(MSD	30844	2.72	74283	5.93	272876	6.94	186889	8.39	386542	9.86	482478	12.92	417480	14.55
9M78931.D	AC98723-002(T)	29891	2.72	69732	5.93	250491	6.94	167793	8.38	347240	9.85	431558	12.91	379422	14.55
9M78932.D	AC98700-004(T)	30513	2.73	71593	5.93	254918	6.94	169085	8.38	353655	9.85	431211	12.91	378115	14.54
9M78933.D	AC98700-005(T)	28370	2.73	67422	5.93	243099	6.94	162255	8.38	332944	9.85	407183	12.91	358652	14.54
9M78934.D	AC98686-001(T)	28585	2.73	68696	5.93	246899	6.94	164677	8.38	342371	9.85	403362	12.91	351747	14.54
9M78935.D	AC98730-013(T)	28901	2.72	69622	5.93	248128	6.94	163789	8.38	342391	9.85	419888	12.91	366378	14.54
9M78936.D	AC98730-014(T)	27423	2.72	63602	5.93	230653	6.94	152767	8.38	323319	9.85	398155	12.91	342806	14.55
9M78937.D	AC98734-004(T)	27849	2.73	65524	5.93	244406	6.94	163161	8.38	339476	9.85	412795	12.91	357500	14.55
9M78938.D	EF-1 V-258720(06/30)	25612	2.73	61372	5.93	215404	6.94	144628	8.38	303333	9.85	374449	12.91	319341	14.55
9M78939.D	AC98757-002(3X)	31248	2.71	77991	5.93	300202	6.94	202499	8.38	429109	9.85	523569	12.91	463385	14.55

I1 = 1,4-Dioxane-d8(INT)
I2 = 1,4-Dichlorobenzene-d4
I3 = Naphthalene-d8
I4 = Acenaphthene-d10
I5 = Phenanthrene-d10
I6 = Chrysene-d12
I7 = Perylene-d12

625/8270 Internal Standard concentration = 40 mg/L (in final extract)
624/8260 Internal Standard concentration = 30ug/L
524 Internal Standard concentration =5ug/L

Internal Standard Areas

Upper Limit = + 100% of internal standard area from daily cal or mid pt.

Lower Limit = - 50% of internal standard area from daily cal or mid pt.

Flags:

A - Indicates the compound failed the internal standard area criteria

R - Indicates the compound failed the internal standard retention time criteria.

Retention Times: Limit = within +/- 0.5 min of internal standard retention time from the daily cal or mid pt.

7062915 0321

FORM8

Internal Standard Areas

Evaluation Std Data File: 7M85202.D Method: EPA 8270D

Analysis Date/Time: 07/03/17 15:38

Lab File ID: CAL BNA@50PPM

	I1		I2		I3		I4		I5		I6		I7	
	Area	RT	Area	RT	Area	RT	Area	RT	Area	RT	Area	RT	Area	RT
Eval File Area/RT:	44050	2.50	84440	5.78	322572	6.79	188770	8.21	341108	9.67	329162	12.72	267053	14.36
Eval File Area Limit:	22025-88100		42220-168880		161286-645144		94385-377540		170554-682216		164581-658324		133526-534106	
Eval File Rt Limit:	2-3		5.28-6.28		6.29-7.29		7.71-8.71		9.17-10.17		12.22-13.22		13.86-14.86	

Data File	Sample														
7M85203.D	AC98721-002	45992	2.50	85114	5.78	332390	6.78	195700	8.21	343864	9.67	325015	12.72	287353	14.35
7M85204.D	AC98721-003	45451	2.50	81016	5.78	309225	6.78	179364	8.20	305500	9.67	280898	12.72	257464	14.35
7M85205.D	AC98721-004	42561	2.50	79675	5.78	309172	6.78	182528	8.20	320181	9.66	296156	12.72	258289	14.34
7M85206.D	AC98737-008	40809	2.50	76308	5.78	295434	6.78	171946	8.20	303021	9.67	269394	12.72	232343	14.34
7M85207.D	AC98765-012	41214	2.50	76583	5.78	300562	6.78	179636	8.20	311852	9.66	282034	12.72	236802	14.34
7M85208.D	AC98765-016	39143	2.50	72828	5.78	282415	6.78	167020	8.20	295826	9.66	275327	12.72	230488	14.34
7M85209.D	AC98765-017	40442	2.50	77544	5.78	298937	6.78	175115	8.20	314095	9.66	282492	12.72	243528	14.34
7M85210.D	AC98625-007(5X)	67304	2.50	110735	5.78	391573	6.78	232414	8.20	400114	9.66	353075	12.72	295867	14.34
7M85211.D	AC98625-007(5X)(MS)	44127	2.50	82712	5.78	310984	6.78	187928	8.20	337332	9.66	315275	12.72	265413	14.34
7M85212.D	AC98625-007(5X)(MS	46006	2.50	84684	5.78	326196	6.78	200881	8.20	355607	9.66	327173	12.72	275237	14.34
7M85213.D	AC98761-005	37796	2.50	73505	5.78	285781	6.78	170756	8.20	294173	9.66	261608	12.72	224569	14.34
7M85214.D	AC98761-006	37564	2.50	72668	5.78	280870	6.78	163748	8.20	280359	9.66	256272	12.72	230457	14.34
7M85215.D	AC98737-001	41104	2.50	75851	5.78	290845	6.78	163386	8.20	276767	9.66	253474	12.72	231530	14.34
7M85216.D	AC98737-002	44894	2.50	85996	5.78	332086	6.78	188558	8.20	321190	9.66	295560	12.72	270400	14.34
7M85217.D	AC98736-007	46246	2.50	85885	5.78	338691	6.78	201461	8.20	343563	9.66	308185	12.72	281051	14.34
7M85218.D	AC98736-007(MS)	52834	2.50	100339	5.78	376273	6.78	219197	8.20	381490	9.67	353045	12.72	312300	14.34
7M85219.D	AC98736-007(MSD)	40627	2.50	77452	5.78	296350	6.78	172229	8.20	295754	9.66	274709	12.72	242209	14.34
7M85220.D	AC98736-001	56738	2.50	107039	5.78	407628	6.78	222391	8.22	433420	9.68	379418	12.72	329691	14.34
7M85221.D	AC98736-002	42325	2.50	79211	5.78	307023	6.78	177059	8.20	298976	9.66	264536	12.72	230897	14.34
7M85222.D	AC98736-003	43679	2.50	83147	5.78	314853	6.78	180134	8.20	306246	9.66	281079	12.72	250380	14.34
7M85223.D	AC98736-004	46547	2.50	90153	5.78	352085	6.78	205167	8.20	348497	9.66	308737	12.72	275347	14.34
7M85224.D	AC98736-005	40328	2.50	76449	5.78	288273	6.78	188854	8.21	308507	9.67	272062	12.72	232157	14.34
7M85225.D	AC98736-006	44462	2.50	87450	5.78	361948	6.79	129785	8.23	315367	9.70	324327	12.72	286977	14.34
7M85226.D	AC98775-001	45348	2.50	82591	5.77	300588	6.78	169090	8.20	282133	9.66	244305	12.72	215374	14.34
7M85227.D	AC98761-007(5X)	46525	2.50	87700	5.78	337058	6.78	204828	8.20	351772	9.66	338333	12.72	310743	14.34
7M85228.D	AC98737-006(5X)	55903	2.50	100137	5.78	361533	6.78	205025	8.20	344782	9.66	316556	12.72	292561	14.34
7M85229.D	AC98737-009(5X)	53085	2.50	100606	5.78	380202	6.78	225084	8.20	389418	9.66	371703	12.72	350257	14.34
7M85230.D	AC98765-018(5X)	48339	2.50	92971	5.78	358582	6.78	211315	8.20	356240	9.66	333388	12.72	308775	14.34
7M85231.D	AC98719-001(3X)	45534	2.50	89529	5.78	343917	6.78	202094	8.20	343402	9.66	327490	12.72	301476	14.34

I1 =	1,4-Dioxane-d8(INT)	I4 =	Acenaphthene-d10	I7 =	Perylene-d12
I2 =	1,4-Dichlorobenzene-d4	I5 =	Phenanthrene-d10		
I3 =	Naphthalene-d8	I6 =	Chrysene-d12		

625/8270 Internal Standard concentration = 40 mg/L (in final extract)
624/8260 Internal Standard concentration = 30ug/L
524 Internal Standard concentration =5ug/L

Internal Standard Areas

Upper Limit = + 100% of internal standard area from daily cal or mid pt.

Lower Limit = - 50% of internal standard area from daily cal or mid pt.

Flags:

A - Indicates the compound failed the internal standard area criteria

R - Indicates the compound failed the internal standard retention time criteria.

Retention Times: Limit = within +/- 0.5 min of internal standard retention time from the daily cal or mid pt.

7062915 0322

FORM8

Internal Standard Areas

Evaluation Std Data File: 7M85233.D Method: EPA 8270D

Analysis Date/Time: 07/05/17 10:14

Lab File ID: CAL BNA@50PPM

	I1		I2		I3		I4		I5		I6		I7	
	Area	RT	Area	RT	Area	RT	Area	RT	Area	RT	Area	RT	Area	RT
Eval File Area/RT:	45368	2.50	87537	5.78	335771	6.81	203619	8.25	370474	9.70	381002	12.75	314084	14.47
Eval File Area Limit:	22684-90736		43768-175074		167886-671542		101810-407238		185237-740948		190501-762004		157042-628168	
Eval File Rt Limit:	2-3		5.28-6.28		6.31-7.31		7.75-8.75		9.2-10.2		12.25-13.25		13.97-14.97	

Data File	Sample														
7M85234.D	AC98738-004	48196	2.50	93274	5.78	355071	6.80	205635	8.24	353902	9.68	358241	12.73	346629	14.44
7M85235.D	AC98776-001	45980	2.49	90177	5.78	357597	6.80	219261	8.24	399910	9.68	408180	12.73	348899	14.44
7M85236.D	AC98653-007	50122	2.49	102423	5.78	405367	6.80	317246	8.25	482325	9.70	457646	12.74	420173	14.42
7M85237.D	AC98738-003(3X)	47154	2.50	97170	5.78	371199	6.79	246441	8.22	442941	9.68	441284	12.73	378678	14.40
7M85238.D	AC98778-010(5X)	47479	2.50	95379	5.78	369438	6.79	227473	8.22	412058	9.68	413850	12.72	377547	14.36
7M85239.D	AC98719-001	33428	2.50	66352	5.78	262156	6.79	158777	8.22	287930	9.67	280626	12.72	304596	14.37
7M85240.D	AC98625-007(5X)	52842	2.50	96804	5.78	365387	6.80	223958	8.22	408337	9.68	409201	12.73	357542	14.41
7M85241.D	AC98765-018(3X)	36528	2.50	71354	5.78	280805	6.79	172299	8.21	321804	9.67	321395	12.72	298059	14.38
7M85242.D	AC98737-009(3X)	46812	2.50	79876	5.78	297767	6.79	175566	8.21	310769	9.67	300917	12.72	319037	14.36
7M85243.D	AC98761-007(3X)	37341	2.50	75452	5.78	296296	6.79	191064	8.21	342379	9.67	329192	12.72	310637	14.35
7M85244.D	SMB60344	37969	2.49	76610	5.77	290768	6.79	175923	8.22	284861	9.67	279667	12.72	275743	14.35
7M85245.D	SMB60345	34322	2.50	65357	5.78	253630	6.78	155591	8.20	271034	9.67	243892	12.72	220945	14.35
7M85246.D	AC98778-009	40803	2.50	80666	5.78	314654	6.78	194821	8.20	359138	9.67	363711	12.72	332114	14.34
7M85247.D	AC98765-003	39673	2.50	75773	5.78	303891	6.78	186603	8.20	344543	9.67	361000	12.72	336233	14.35
7M85248.D	AC98765-006	47351	2.50	95201	5.78	375108	6.78	233979	8.20	416643	9.67	413191	12.73	399523	14.35
7M85249.D	AC98765-001(3X)	62900	2.50	107025	5.78	379651	6.78	216055	8.20	392999	9.67	389231	12.72	350484	14.34
7M85250.D	AC98765-001(3X)(MS)	50545	2.50	95231	5.78	384944	6.78	236258	8.20	447033	9.67	433111	12.72	421659	14.34
7M85251.D	AC98765-001(3X)(MS	48232	2.50	92822	5.78	364409	6.78	224548	8.20	412930	9.67	399118	12.72	349339	14.34
7M85252.D	AC98765-002(3X)	51877	2.49	102796	5.78	410708	6.78	246906	8.20	440582	9.67	409404	12.72	370290	14.35
7M85253.D	AC98765-005(3X)	62946	2.50	114601	5.78	426992	6.78	254522	8.20	466726	9.67	447390	12.72	391097	14.34
7M85254.D	AC98765-007(3X)	43696	2.49	91913	5.78	368736	6.78	222771	8.20	385995	9.67	448097	12.74	458465	14.38
7M85255.D	AC98765-008(3X)	48530	2.50	101708	5.78	405421	6.78	237103	8.20	446576	9.67	505276	12.74	509709	14.38
7M85256.D	AC98765-004(3X)	53696	2.49	112256	5.78	459032	6.78	276904	8.20	472794	9.67	537166	12.74	513422	14.38
7M85257.D	AC98765-009(3X)	42992	2.50	83461	5.78	335853	6.78	198406	8.20	382199	9.67	428933	12.73	387647	14.36
7M85258.D	AC98765-010(3X)	47875	2.50	84700	5.78	326439	6.78	199135	8.20	352469	9.67	365617	12.74	355749	14.38
7M85259.D	AC98722-001(3X)(R)	53553	2.49	107418	5.78	437260	6.78	277516	8.20	458559	9.67	456650	12.72	439777	14.35
7M85260.D	AC98707-001	38908	2.50	71537	5.78	272372	6.78	167230	8.20	286963	9.67	303488	12.72	311862	14.35
7M85261.D	AC98778-008	39304	2.50	75777	5.78	295697	6.78	174228	8.20	297388	9.67	276168	12.72	263005	14.34

I1 =	1,4-Dioxane-d8(INT)	I4 =	Acenaphthene-d10	I7 =	Perylene-d12
I2 =	1,4-Dichlorobenzene-d4	I5 =	Phenanthrene-d10		
I3 =	Naphthalene-d8	I6 =	Chrysene-d12		

625/8270 Internal Standard concentration = 40 mg/L (in final extract)
624/8260 Internal Standard concentration = 30ug/L
524 Internal Standard concentration =5ug/L

Internal Standard Areas

Upper Limit = + 100% of internal standard area from daily cal or mid pt.

Lower Limit = - 50% of internal standard area from daily cal or mid pt.

Flags:

A - Indicates the compound failed the internal standard area criteria

R - Indicates the compound failed the internal standard retention time criteria.

Retention Times: Limit = within +/- 0.5 min of internal standard retention time from the daily cal or mid pt.

PCB Data

Form1

ORGANICS PCB REPORT

Sample Number: AC98737-001
Client Id: SB-2
Data File: 2G123173.D
Analysis Date: 07/03/17 16:46
Date Rec/Extracted: 06/29/17-07/03/17
Column: DB-17/1701P 30M 0.32mm ID 0.25um film

Method: EPA 8082A
Matrix: Soil
Initial Vol: 20g
Final Vol: 10ml
Dilution: 1
Solids: 87

Units: mg/Kg

Cas #	Compound	RL	Conc	Cas #	Compound	RL	Conc
12674-11-2	Aroclor-1016	0.029	U	11097-69-1	Aroclor-1254	0.029	U
11104-28-2	Aroclor-1221	0.029	U	11096-82-5	Aroclor-1260	0.029	U
11141-16-5	Aroclor-1232	0.029	U	37324-23-5	Aroclor-1262	0.029	U
53469-21-9	Aroclor-1242	0.029	U	11100-14-4	Aroclor-1268	0.029	U
12672-29-6	Aroclor-1248	0.029	U	1336-36-3	Aroclor (Total)	0.029	U

Worksheet #: 429560

Total Target Concentration 0

ColumnID: (^) Indicates results from 2nd column

U - Indicates the compound was analyzed but not detected.
B - Indicates the analyte was found in the blank as well as in the sample.
E - Indicates the analyte concentration exceeds the calibration range of the instrument.
R - Retention Time Out
J - Indicates an estimated value when a compound is detected at less than the specified detection limit.
d - Pesticide %Diff>40% between columns due to coelution. Lower concentration used
Chlordane (Total) is sum of a-Chlordane and y-Chlordane.

Quantitation Report (QT Reviewed)

Data Path : G:\Gcdata\2017\GC_2\Data\07-03-17\
Data File : 2G123173.D
Signal(s) : Signal #1: ECD1A.CH Signal #2: ECD2B.CH
Acq On : 3 Jul 2017 16:46
Operator : MS/ZM/MLC
Sample : AC98737-001
Misc : S,PCB
ALS Vial : 7 Sample Multiplier: 1

Integration File signal 1: AUTOINT1.E
Integration File signal 2: AUTOINT2.E
Quant Time: Jul 05 09:55:59 2017
Quant Method : G:\GCDATA\2017\GC_2\METHODQT\2G_C0630.M
Quant Title : @GC_2,ug,608,8082
QLast Update : Mon Jul 03 11:40:28 2017
Response via : Initial Calibration
Integrator: ChemStation

Volume Inj. : 1ul
Signal #1 Phase : db-1701P Signal #2 Phase: db-17
Signal #1 Info : .32 Signal #2 Info : .32

Compound	RT#1	RT#2	Resp#1	Resp#2	pg#1	pg#2
Target Compounds						
1)TCMX-Surrogate	3.883	3.878	544491	568880	95.645	90.707
45)DCB-Surrogate	10.265	10.802	512047	621588	102.083	97.777

(f)=RT Delta > 1/2 Window (#)=Amounts differ by > 25% (m)=manual int.

7

Data Path : G:\Gcdata\2017\GC_2\Data\07-03-17\
Data File : 2G123173.D
Signal(s) : Signal #1: ECD1A.CH Signal #2: ECD2B.CH
Acq On : 3 Jul 2017 16:46
Operator : MS/ZM/MLC
Sample : AC98737-001
Misc : S,PCB
ALS Vial : 7 Sample Multiplier: 1

Integration File signal 1: AUTOINT1.E
Integration File signal 2: AUTOINT2.E
Quant Time: Jul 05 09:55:59 2017
Quant Method : G:\GCDATA\2017\GC_2\METHODQT\2G_C0630.M
Quant Title : @GC_2,ug,608,8082
QLast Update : Mon Jul 03 11:40:28 2017
Response via : Initial Calibration
Integrator: ChemStation

Volume Inj. : 1ul
Signal #1 Phase : db-1701P Signal #2 Phase: db-17
Signal #1 Info : .32 Signal #2 Info : .32

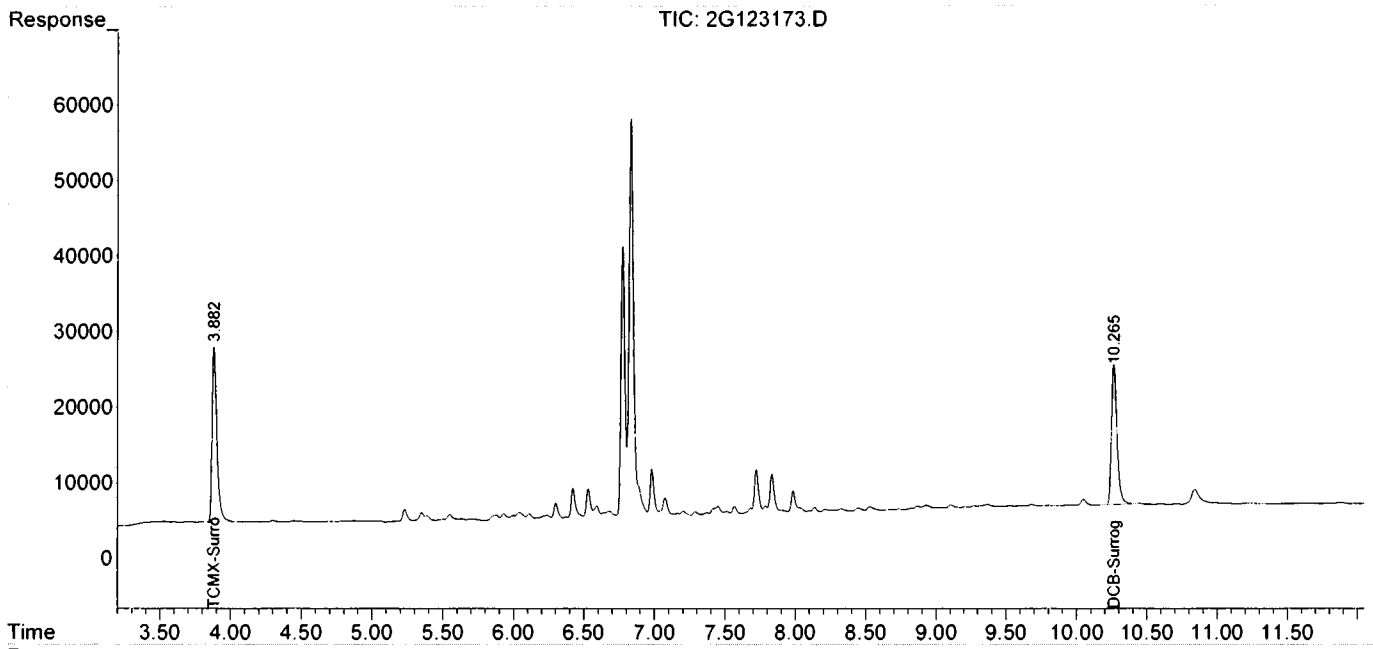

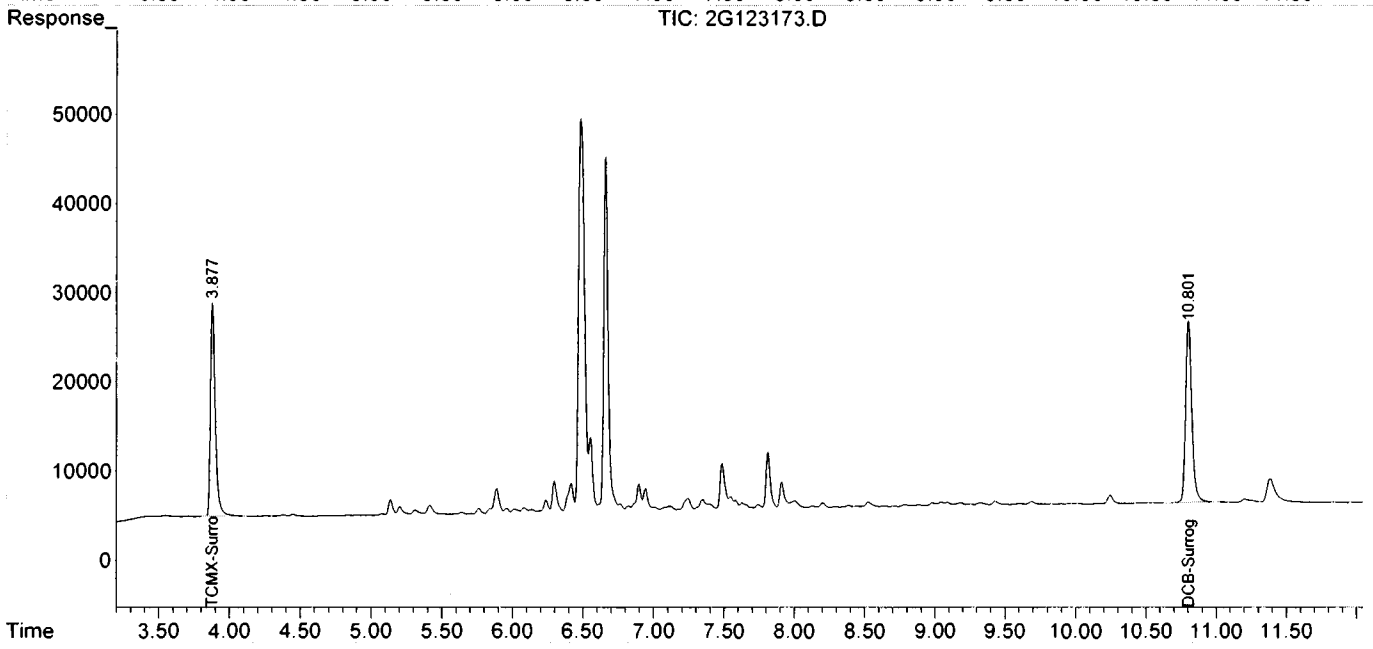

Form1

ORGANICS PCB REPORT

Sample Number: AC98737-002
Client Id: SB-6A
Data File: 3G102195.D
Analysis Date: 07/03/17 20:18
Date Rec/Extracted: 06/29/17-07/03/17
Column: DB-17/1701P 30M 0.32mm ID 0.25um film

Method: EPA 8082A
Matrix: Soil
Initial Vol: 20g
Final Vol: 10ml
Dilution: 1
Solids: 85

Units: mg/Kg

Cas #	Compound	RL	Conc	Cas #	Compound	RL	Conc
12674-11-2	Aroclor-1016	0.029	U	11097-69-1	Aroclor-1254	0.029	U
11104-28-2	Aroclor-1221	0.029	U	11096-82-5	Aroclor-1260	0.029	U
11141-16-5	Aroclor-1232	0.029	U	**37324-23-5**	**Aroclor-1262**	**0.029**	**0.059**
53469-21-9	Aroclor-1242	0.029	U	11100-14-4	Aroclor-1268	0.029	U
12672-29-6	Aroclor-1248	0.029	U	**1336-36-3**	**Aroclor (Total)**	**0.029**	**0.059**

Worksheet #: 429560

Total Target Concentration 0.059

ColumnID: (^) Indicates results from 2nd column

U - Indicates the compound was analyzed but not detected.
B - Indicates the analyte was found in the blank as well as in the sample.
E - Indicates the analyte concentration exceeds the calibration range of the instrument.
R - Retention Time Out
J - Indicates an estimated value when a compound is detected at less than the specified detection limit.
d - Pesticide %Diff>40% between columns due to coelution. Lower concentration used
Chlordane (Total) is sum of a-Chlordane and y-Chlordane.

Quantitation Report (QT Reviewed)

Data Path : G:\Gcdata\2017\GC_3\Data\07-03-17\
Data File : 3G102195.D
Signal(s) : Signal #1: ECD1A.CH Signal #2: ECD2B.CH
Acq On : 3 Jul 2017 20:18
Operator : MS/MLC/ZM
Sample : AC98737-002
Misc : S,PCB
ALS Vial : 20 Sample Multiplier: 1

Integration File signal 1: autoint1.e
Integration File signal 2: autoint2.e
Quant Time: Jul 05 11:54:54 2017
Quant Method : G:\GCDATA\2017\GC_3\METHODQT\3G_C0606.M
Quant Title : @GC_3,ug,608,8082
QLast Update : Tue Jun 06 12:33:12 2017
Response via : Initial Calibration
Integrator: ChemStation

Volume Inj. : 1ul
Signal #1 Phase : db-1701P Signal #2 Phase: db-17
Signal #1 Info : .32 Signal #2 Info : .32

Compound	RT#1	RT#2	Resp#1	Resp#2	pg#1	pg#2
Target Compounds						
1)TCMX-Surrogate	3.808	3.834	482068	805699	85.968	83.889
36)Aroclor-1262 {2}	8.695	8.898	29741	29415	116.026m	66.302m#
37)Aroclor-1262 {3}	8.759	9.007	59367	32297	114.039m	57.435m#
38)Aroclor-1262 {4}	9.471	9.591	18914	51587	70.719m	97.010m#
45)DCB-Surrogate	10.043	10.669	582023	1053377	93.169	97.946

(f)=RT Delta > 1/2 Window (#)=Amounts differ by > 25% (m)=manual int.

Data Path : G:\Gcdata\2017\GC_3\Data\07-03-17\
Data File : 3G102195.D
Signal(s) : Signal #1: ECD1A.CH Signal #2: ECD2B.CH
Acq On : 3 Jul 2017 20:18
Operator : MS/MLC/ZM
Sample : AC98737-002
Misc : S,PCB
ALS Vial : 20 Sample Multiplier: 1

Integration File signal 1: autoint1.e
Integration File signal 2: autoint2.e
Quant Time: Jul 05 11:54:54 2017
Quant Method : G:\GCDATA\2017\GC_3\METHODQT\3G_C0606.M
Quant Title : @GC_3,ug,608,8082
QLast Update : Tue Jun 06 12:33:12 2017
Response via : Initial Calibration
Integrator: ChemStation

Volume Inj. : 1ul
Signal #1 Phase : db-1701P Signal #2 Phase: db-17
Signal #1 Info : .32 Signal #2 Info : .32

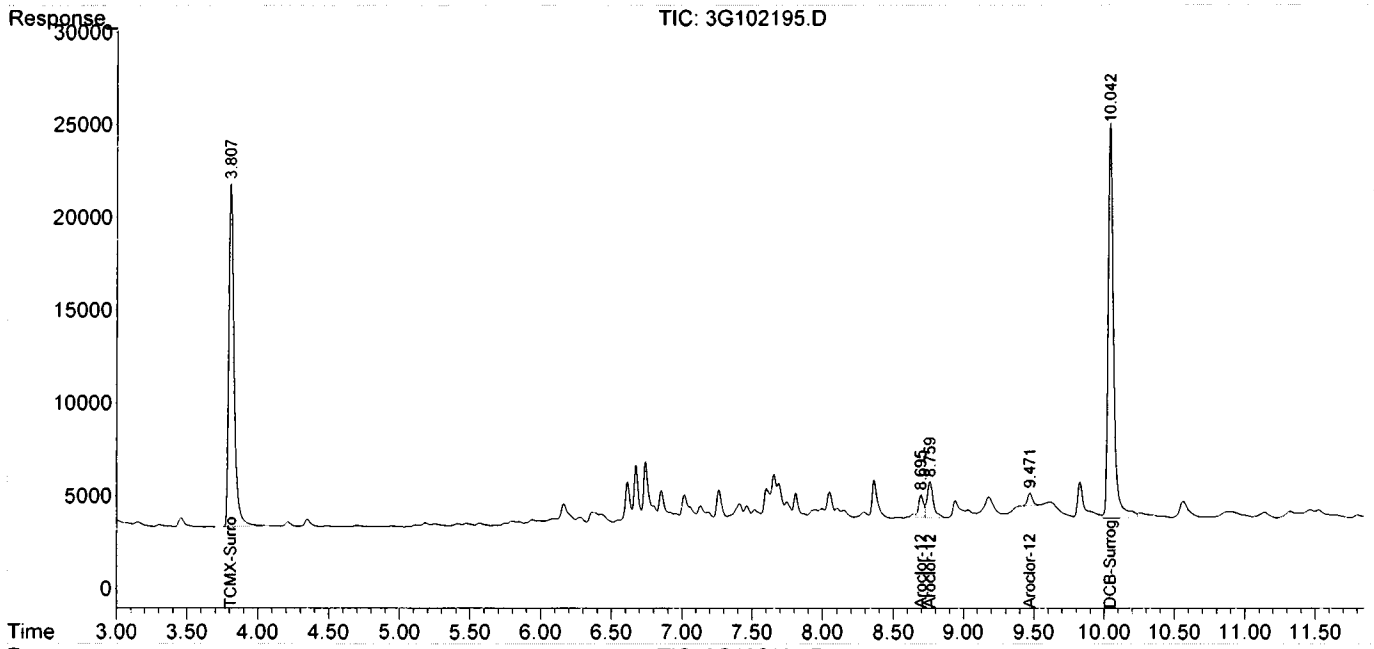

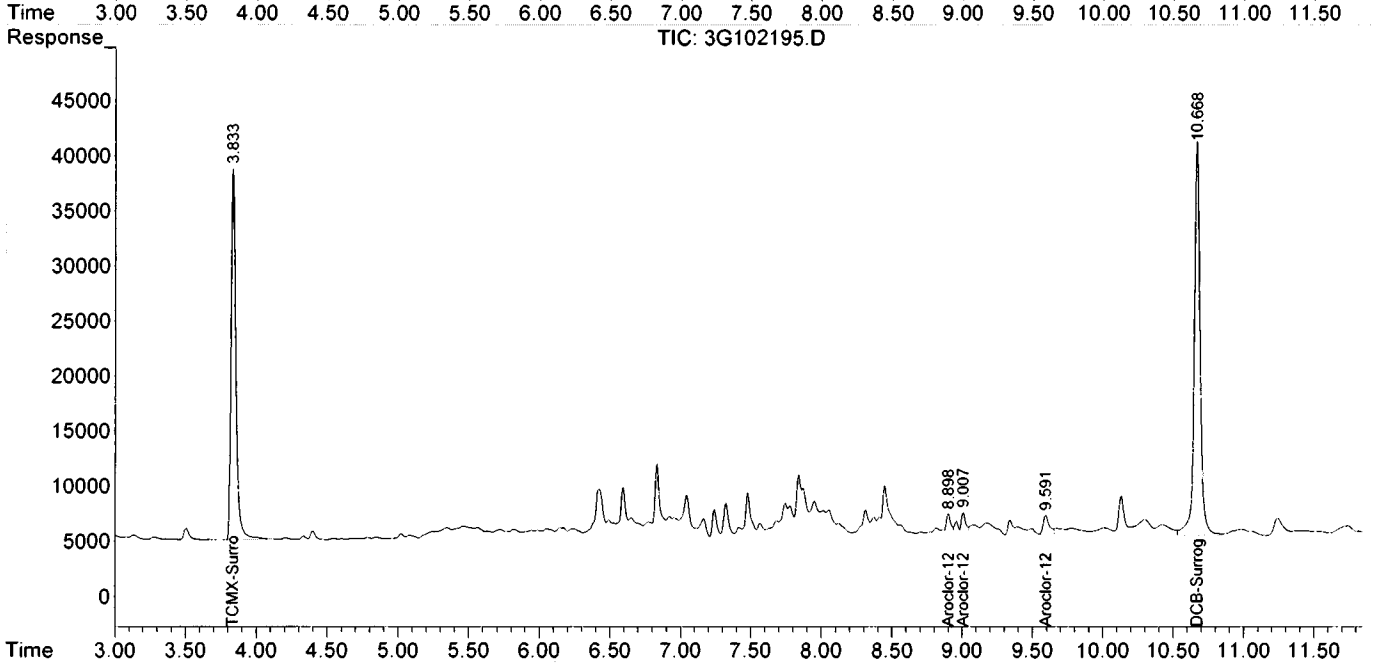

Form1

ORGANICS PCB REPORT

Sample Number: AC98737-003
Client Id: SB-6B
Data File: 3G102242.D
Analysis Date: 07/07/17 11:46
Date Rec/Extracted: 06/29/17-07/03/17
Column: DB-17/1701P 30M 0.32mm ID 0.25um film

Method: EPA 8082A
Matrix: Soil
Initial Vol: 20g
Final Vol: 10ml
Dilution: 1
Solids: 84

Units: mg/Kg

Cas #	Compound	RL	Conc	Cas #	Compound	RL	Conc
12674-11-2	Aroclor-1016	0.030	U	11097-69-1	Aroclor-1254	0.030	U
11104-28-2	Aroclor-1221	0.030	U	11096-82-5	Aroclor-1260	0.030	U
11141-16-5	Aroclor-1232	0.030	U	37324-23-5	Aroclor-1262	0.030	U
53469-21-9	Aroclor-1242	0.030	U	11100-14-4	Aroclor-1268	0.030	U
12672-29-6	Aroclor-1248	0.030	U	1336-36-3	Aroclor (Total)	0.030	U

Worksheet #: 429560

Total Target Concentration 0

ColumnID: (^) Indicates results from 2nd column

U - Indicates the compound was analyzed but not detected.
B - Indicates the analyte was found in the blank as well as in the sample.
E - Indicates the analyte concentration exceeds the calibration range of the instrument.

R - Retention Time Out
J - Indicates an estimated value when a compound is detected at less than the specified detection limit.
d - Pesticide %Diff>40% between columns due to coelution. Lower concentration used

Chlordane (Total) is sum of a-Chlordane and y-Chlordane.

Quantitation Report (QT Reviewed)

Data Path : G:\Gcdata\2017\GC_3\Data\07-07-17\
Data File : 3G102242.D
Signal(s) : Signal #1: ECD1A.CH Signal #2: ECD2B.CH
Acq On : 7 Jul 2017 11:46
Operator : MS/MLC/ZM
Sample : AC98737-003
Misc : S,PCB
ALS Vial : 4 Sample Multiplier: 1

Integration File signal 1: autoint1.e
Integration File signal 2: autoint2.e
Quant Time: Jul 07 12:07:20 2017
Quant Method : G:\GCDATA\2017\GC_3\METHODQT\3G_C0606.M
Quant Title : @GC_3,ug,608,8082
QLast Update : Tue Jun 06 12:33:12 2017
Response via : Initial Calibration
Integrator: ChemStation

Volume Inj. : 1ul
Signal #1 Phase : db-1701P Signal #2 Phase: db-17
Signal #1 Info : .32 Signal #2 Info : .32

Compound	RT#1	RT#2	Resp#1	Resp#2	pg#1	pg#2
Target Compounds						
1)TCMX-Surrogate	3.816	3.837	444375	685041	79.246	71.327
45)DCB-Surrogate	10.055	10.672	396718	666144	63.506	61.940

(f)=RT Delta > 1/2 Window (#)=Amounts differ by > 25% (m)=manual int.

3

Quantitation Report (QT Reviewed)

Data Path : G:\Gcdata\2017\GC_3\Data\07-07-17\
Data File : 3G102242.D
Signal(s) : Signal #1: ECD1A.CH Signal #2: ECD2B.CH
Acq On : 7 Jul 2017 11:46
Operator : MS/MLC/ZM
Sample : AC98737-003
Misc : S,PCB
ALS Vial : 4 Sample Multiplier: 1

Integration File signal 1: autoint1.e
Integration File signal 2: autoint2.e
Quant Time: Jul 07 12:07:20 2017
Quant Method : G:\GCDATA\2017\GC_3\METHODQT\3G_C0606.M
Quant Title : @GC_3,ug,608,8082
QLast Update : Tue Jun 06 12:33:12 2017
Response via : Initial Calibration
Integrator: ChemStation

Volume Inj. : 1ul
Signal #1 Phase : db-1701P Signal #2 Phase: db-17
Signal #1 Info : .32 Signal #2 Info : .32

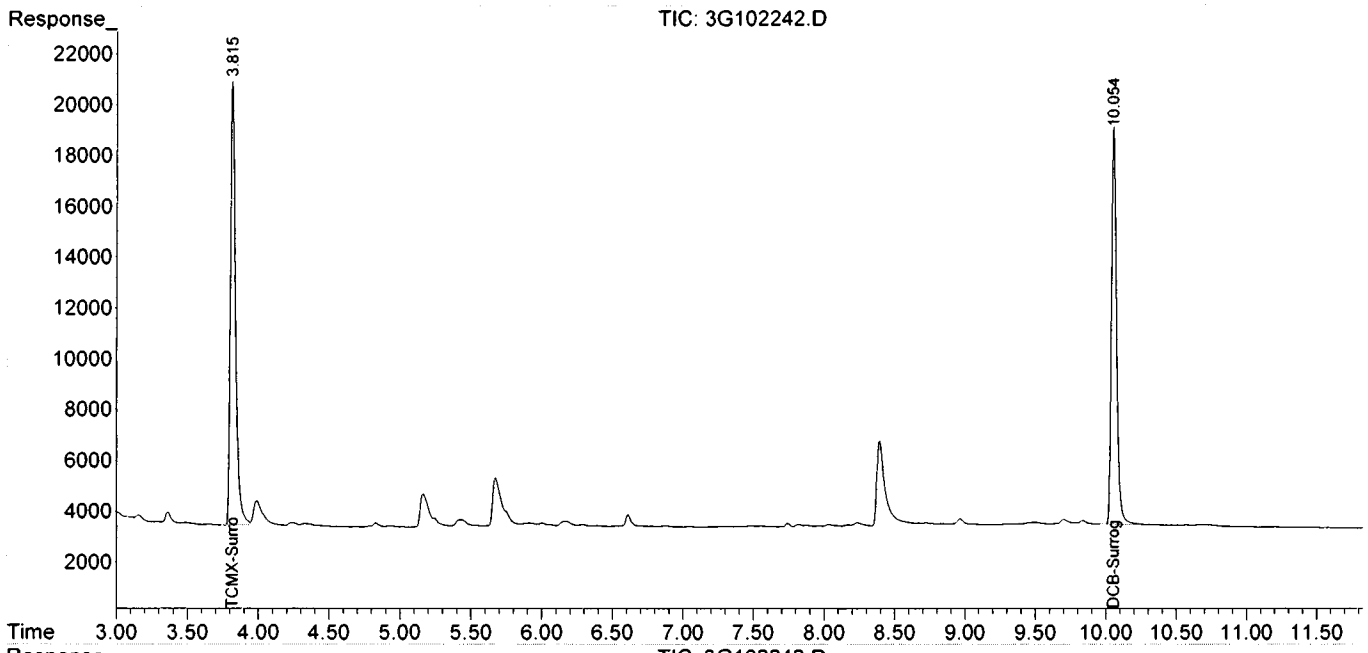

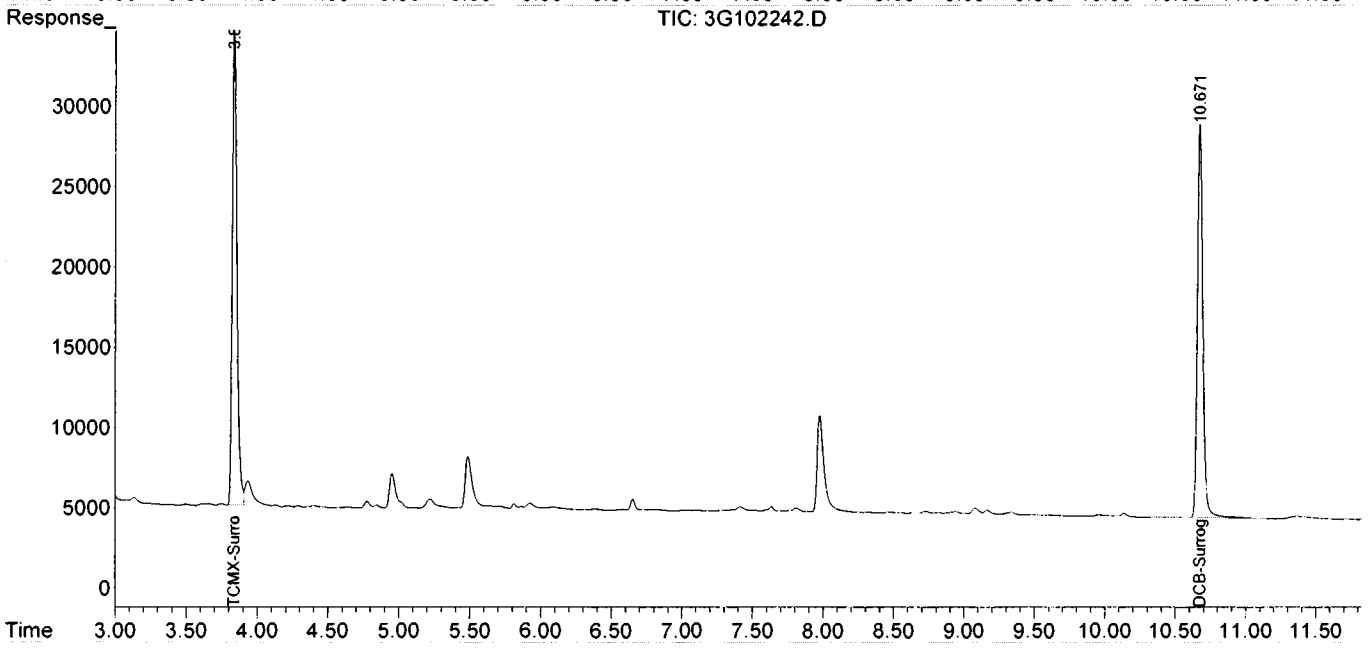

Form1

ORGANICS PCB REPORT

Sample Number: AC98737-006
Client Id: SB-14B
Data File: 3G102193.D
Analysis Date: 07/03/17 19:47
Date Rec/Extracted: 06/29/17-07/03/17
Column: DB-17/1701P 30M 0.32mm ID 0.25um film

Method: EPA 8082A
Matrix: Soil
Initial Vol: 20g
Final Vol: 10ml
Dilution: 1
Solids: 84

Units: mg/Kg

Cas #	Compound	RL	Conc	Cas #	Compound	RL	Conc
12674-11-2	Aroclor-1016	0.030	U	11097-69-1	Aroclor-1254	0.030	U
11104-28-2	Aroclor-1221	0.030	U	**11096-82-5**	**Aroclor-1260**	**0.030**	**0.16**
11141-16-5	Aroclor-1232	0.030	U	37324-23-5	Aroclor-1262	0.030	U
53469-21-9	Aroclor-1242	0.030	U	11100-14-4	Aroclor-1268	0.030	U
12672-29-6	Aroclor-1248	0.030	U	**1336-36-3**	**Aroclor (Total)**	**0.030**	**0.16**

Worksheet #: 429560

Total Target Concentration 0.16

ColumnID: (^) Indicates results from 2nd column

U - Indicates the compound was analyzed but not detected.
B - Indicates the analyte was found in the blank as well as in the sample.
E - Indicates the analyte concentration exceeds the calibration range of the instrument.
R - Retention Time Out
J - Indicates an estimated value when a compound is detected at less than the specified detection limit.
d - Pesticide %Diff>40% between columns due to coelution. Lower concentration used
Chlordane (Total) is sum of a-Chlordane and y-Chlordane.

Quantitation Report (QT Reviewed)

Data Path : G:\Gcdata\2017\GC_3\Data\07-03-17\
Data File : 3G102193.D
Signal(s) : Signal #1: ECD1A.CH Signal #2: ECD2B.CH
Acq On : 3 Jul 2017 19:47
Operator : MS/MLC/ZM
Sample : AC98737-006
Misc : S,PCB
ALS Vial : 18 Sample Multiplier: 1

Integration File signal 1: autoint1.e
Integration File signal 2: autoint2.e
Quant Time: Jul 05 13:26:04 2017
Quant Method : G:\GCDATA\2017\GC_3\METHODQT\3G_C0606.M
Quant Title : @GC_3,ug,608,8082
QLast Update : Tue Jun 06 12:33:12 2017
Response via : Initial Calibration
Integrator: ChemStation

Volume Inj. : 1ul
Signal #1 Phase : db-1701P Signal #2 Phase: db-17
Signal #1 Info : .32 Signal #2 Info : .32

Compound	RT#1	RT#2	Resp#1	Resp#2	pg#1	pg#2
Target Compounds						
1)TCMX-Surrogate	3.806	3.831	389480	645826	69.457	67.244m
7)Aroclor-1260 {1}	7.015	7.240	96127	129080	280.372	213.536
8)Aroclor-1260 {2}	7.264	7.322	101664	177917	256.768	274.519
11)Aroclor-1260 {5}	8.760	9.006	117342	104258	277.920	215.073
45)DCB-Surrogate	10.043	10.668	511452	933267	81.872	86.778

(f)=RT Delta > 1/2 Window (#)=Amounts differ by > 25% (m)=manual int.

Data Path : G:\Gcdata\2017\GC_3\Data\07-03-17\
Data File : 3G102193.D
Signal(s) : Signal #1: ECD1A.CH Signal #2: ECD2B.CH
Acq On : 3 Jul 2017 19:47
Operator : MS/MLC/ZM
Sample : AC98737-006
Misc : S,PCB
ALS Vial : 18 Sample Multiplier: 1

Integration File signal 1: autoint1.e
Integration File signal 2: autoint2.e
Quant Time: Jul 05 13:26:04 2017
Quant Method : G:\GCDATA\2017\GC_3\METHODQT\3G_C0606.M
Quant Title : @GC_3,ug,608,8082
QLast Update : Tue Jun 06 12:33:12 2017
Response via : Initial Calibration
Integrator: ChemStation

Volume Inj. : 1ul
Signal #1 Phase : db-1701P Signal #2 Phase: db-17
Signal #1 Info : .32 Signal #2 Info : .32

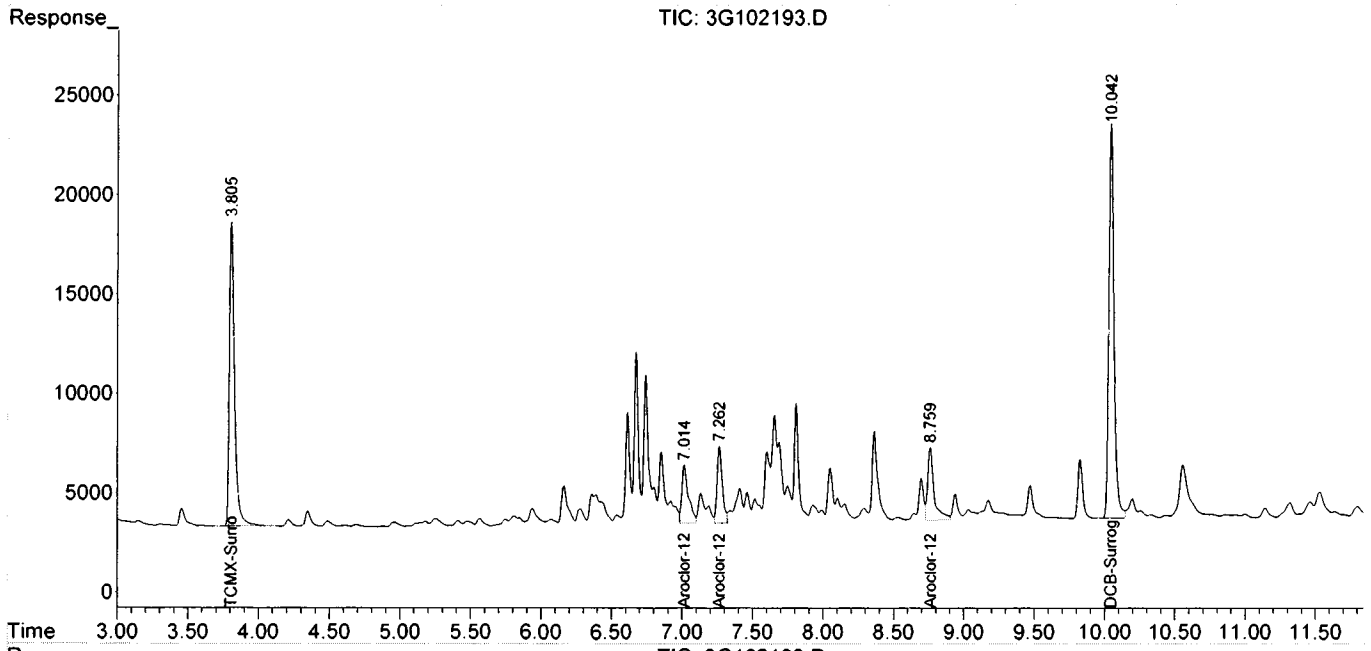

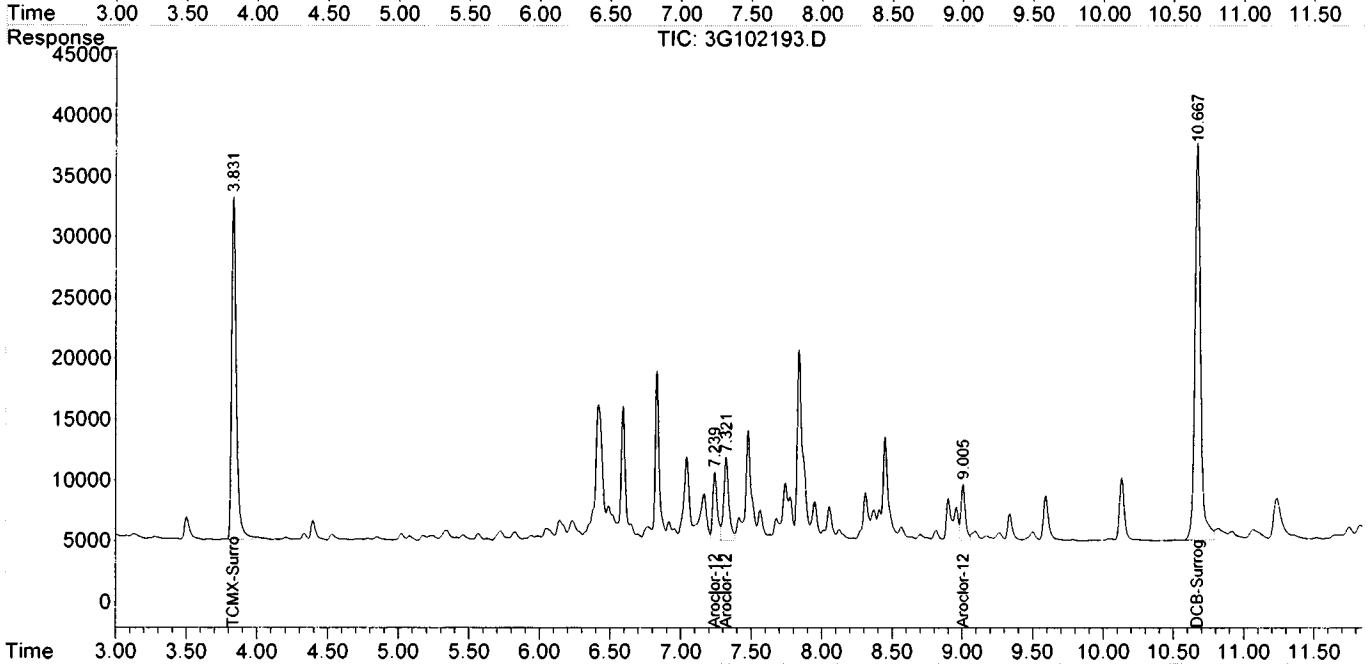

Form1

ORGANICS PCB REPORT

Sample Number: AC98737-007
Client Id: SB-25
Data File: 3G102192.D
Analysis Date: 07/03/17 19:32
Date Rec/Extracted: 06/29/17-07/03/17
Column: DB-17/1701P 30M 0.32mm ID 0.25um film

Method: EPA 8082A
Matrix: Soil
Initial Vol: 20g
Final Vol: 10ml
Dilution: 1
Solids: 87

Units: mg/Kg

Cas #	Compound	RL	Conc	Cas #	Compound	RL	Conc
12674-11-2	Aroclor-1016	0.029	U	11097-69-1	Aroclor-1254	0.029	U
11104-28-2	Aroclor-1221	0.029	U	11096-82-5	Aroclor-1260	0.029	U
11141-16-5	Aroclor-1232	0.029	U	37324-23-5	Aroclor-1262	0.029	U
53469-21-9	Aroclor-1242	0.029	U	11100-14-4	Aroclor-1268	0.029	U
12672-29-6	Aroclor-1248	0.029	U	1336-36-3	Aroclor (Total)	0.029	U

Worksheet #: 429560

Total Target Concentration 0

ColumnID: (^) Indicates results from 2nd column

U - Indicates the compound was analyzed but not detected.
B - Indicates the analyte was found in the blank as well as in the sample.
E - Indicates the analyte concentration exceeds the calibration range of the instrument.

R - Retention Time Out
J - Indicates an estimated value when a compound is detected at less than the specified detection limit.
d - Pesticide %Diff>40% between columns due to coelution. Lower concentration used
Chlordane (Total) is sum of a-Chlordane and y-Chlordane.

Quantitation Report (QT Reviewed)

Data Path : G:\Gcdata\2017\GC_3\Data\07-03-17\
Data File : 3G102192.D
Signal(s) : Signal #1: ECD1A.CH Signal #2: ECD2B.CH
Acq On : 3 Jul 2017 19:32
Operator : MS/MLC/ZM
Sample : AC98737-007
Misc : S,PCB
ALS Vial : 17 Sample Multiplier: 1

Integration File signal 1: autoint1.e
Integration File signal 2: autoint2.e
Quant Time: Jul 05 11:51:46 2017
Quant Method : G:\GCDATA\2017\GC_3\METHODQT\3G_C0606.M
Quant Title : @GC_3,ug,608,8082
QLast Update : Tue Jun 06 12:33:12 2017
Response via : Initial Calibration
Integrator: ChemStation

Volume Inj. : 1ul
Signal #1 Phase : db-1701P Signal #2 Phase: db-17
Signal #1 Info : .32 Signal #2 Info : .32

Compound	RT#1	RT#2	Resp#1	Resp#2	pg#1	pg#2
Target Compounds						
1)TCMX-Surrogate	3.809	3.834	447479	737492	79.800	76.788
45)DCB-Surrogate	10.044	10.669	487264	814151	78.000	75.702m

(f)=RT Delta > 1/2 Window (#)=Amounts differ by > 25% (m)=manual int.

Data Path : G:\Gcdata\2017\GC_3\Data\07-03-17\
Data File : 3G102192.D
Signal(s) : Signal #1: ECD1A.CH Signal #2: ECD2B.CH
Acq On : 3 Jul 2017 19:32
Operator : MS/MLC/ZM
Sample : AC98737-007
Misc : S,PCB
ALS Vial : 17 Sample Multiplier: 1

Integration File signal 1: autoint1.e
Integration File signal 2: autoint2.e
Quant Time: Jul 05 11:51:46 2017
Quant Method : G:\GCDATA\2017\GC_3\METHODQT\3G_C0606.M
Quant Title : @GC_3,ug,608,8082
QLast Update : Tue Jun 06 12:33:12 2017
Response via : Initial Calibration
Integrator: ChemStation

Volume Inj. : 1ul
Signal #1 Phase : db-1701P Signal #2 Phase: db-17
Signal #1 Info : .32 Signal #2 Info : .32

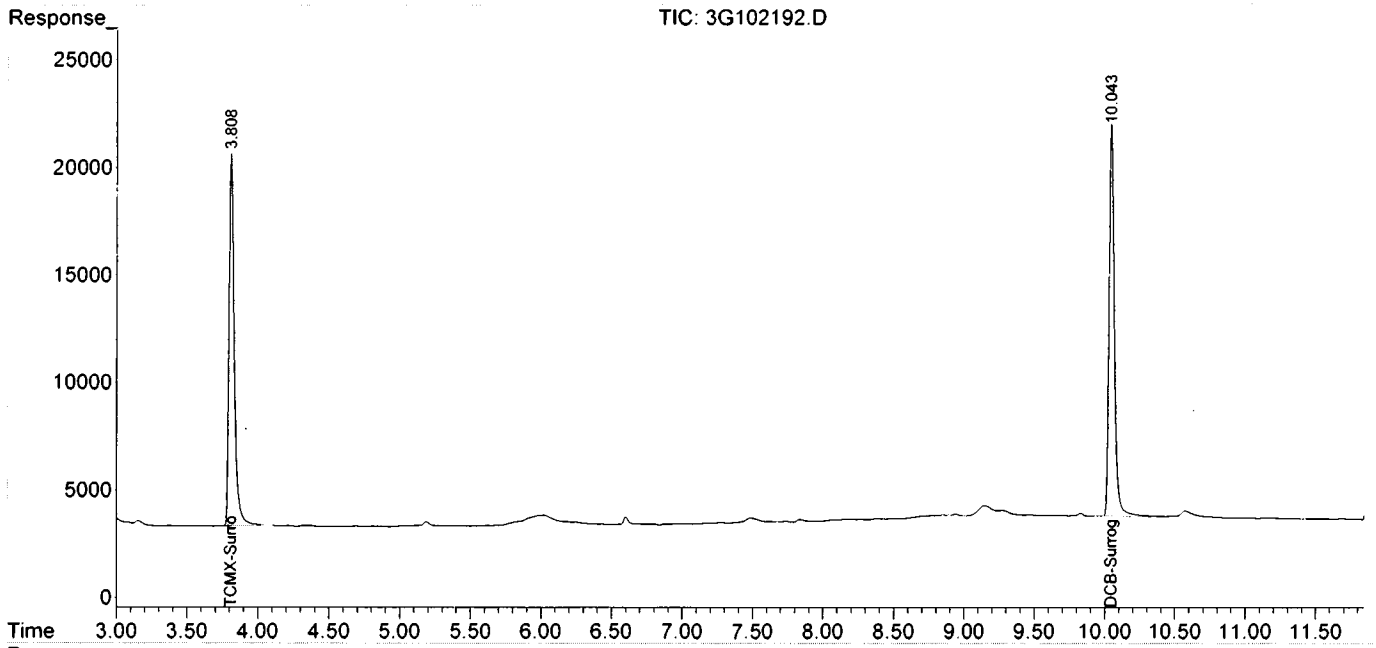

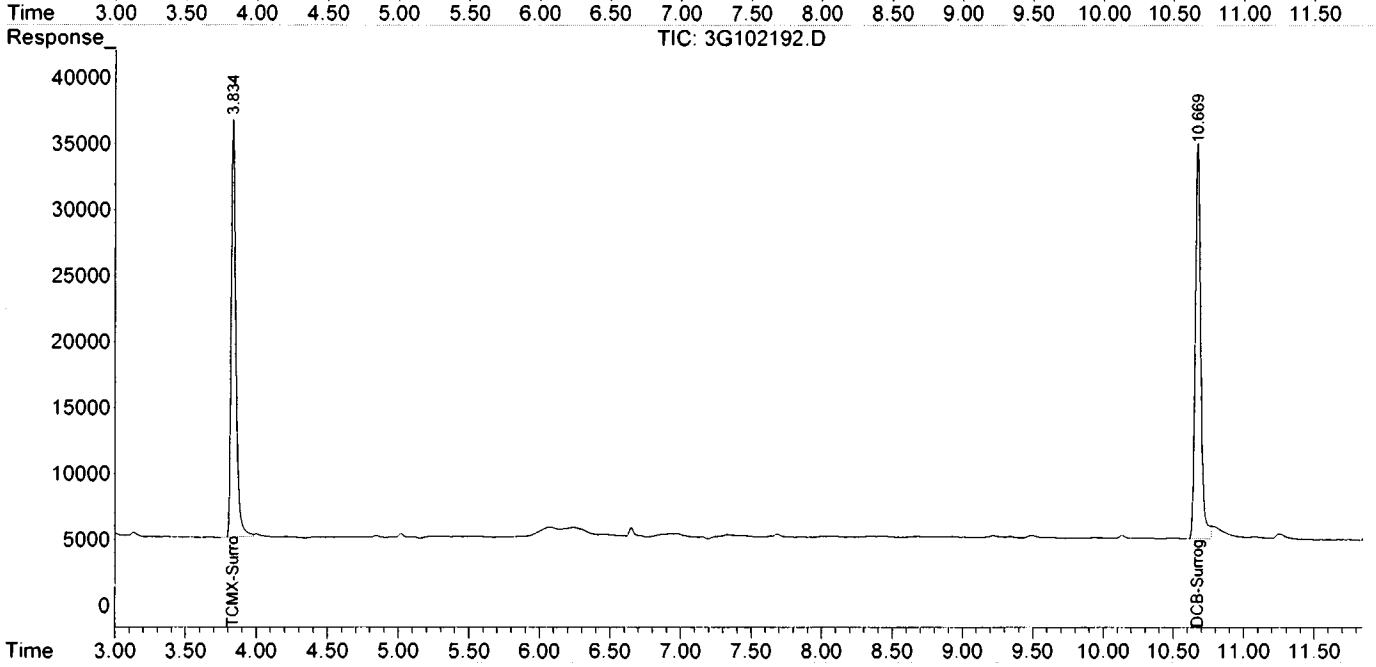

Form1

ORGANICS PCB REPORT

Sample Number: AC98737-008
Client Id: SB-24C
Data File: 3G102196.D
Analysis Date: 07/03/17 20:33
Date Rec/Extracted: 06/29/17-07/03/17
Column: DB-17/1701P 30M 0.32mm ID 0.25um film

Method: EPA 8082A
Matrix: Soil
Initial Vol: 20g
Final Vol: 10ml
Dilution: 1
Solids: 85

Units: mg/Kg

Cas #	Compound	RL	Conc	Cas #	Compound	RL	Conc
12674-11-2	Aroclor-1016	0.029	U	11097-69-1	Aroclor-1254	0.029	U
11104-28-2	Aroclor-1221	0.029	U	11096-82-5	Aroclor-1260	0.029	U
11141-16-5	Aroclor-1232	0.029	U	37324-23-5	Aroclor-1262	0.029	U
53469-21-9	Aroclor-1242	0.029	U	11100-14-4	Aroclor-1268	0.029	U
12672-29-6	Aroclor-1248	0.029	U	1336-36-3	Aroclor (Total)	0.029	U

Worksheet #: 429560 ***Total Target Concentration*** 0 ColumnID: (^) Indicates results from 2nd column

U - Indicates the compound was analyzed but not detected.
B - Indicates the analyte was found in the blank as well as in the sample.
E - Indicates the analyte concentration exceeds the calibration range of the instrument.
R - Retention Time Out
J - Indicates an estimated value when a compound is detected at less than the specified detection limit.
d - Pesticide %Diff>40% between columns due to coelution. Lower concentration used
Chlordane (Total) is sum of a-Chlordane and y-Chlordane.

Quantitation Report (QT Reviewed)

Data Path : G:\Gcdata\2017\GC_3\Data\07-03-17\
Data File : 3G102196.D
Signal(s) : Signal #1: ECD1A.CH Signal #2: ECD2B.CH
Acq On : 3 Jul 2017 20:33
Operator : MS/MLC/ZM
Sample : AC98737-008
Misc : S,PCB
ALS Vial : 21 Sample Multiplier: 1

Integration File signal 1: autoint1.e
Integration File signal 2: autoint2.e
Quant Time: Jul 05 11:55:11 2017
Quant Method : G:\GCDATA\2017\GC_3\METHODQT\3G_C0606.M
Quant Title : @GC_3,ug,608,8082
QLast Update : Tue Jun 06 12:33:12 2017
Response via : Initial Calibration
Integrator: ChemStation

Volume Inj. : 1ul
Signal #1 Phase : db-1701P Signal #2 Phase: db-17
Signal #1 Info : .32 Signal #2 Info : .32

Compound	RT#1	RT#2	Resp#1	Resp#2	pg#1	pg#2
Target Compounds						
1)TCMX-Surrogate	3.807	3.833	400491	666445	71.420	69.390
45)DCB-Surrogate	10.043	10.669	480847	757033	76.973m	70.391m

(f)=RT Delta > 1/2 Window (#)=Amounts differ by > 25% (m)=manual int.

3

Quantitation Report (QT Reviewed)

Data Path : G:\Gcdata\2017\GC_3\Data\07-03-17\
Data File : 3G102196.D
Signal(s) : Signal #1: ECD1A.CH Signal #2: ECD2B.CH
Acq On : 3 Jul 2017 20:33
Operator : MS/MLC/ZM
Sample : AC98737-008
Misc : S,PCB
ALS Vial : 21 Sample Multiplier: 1

Integration File signal 1: autoint1.e
Integration File signal 2: autoint2.e
Quant Time: Jul 05 11:55:11 2017
Quant Method : G:\GCDATA\2017\GC_3\METHODQT\3G_C0606.M
Quant Title : @GC_3,ug,608,8082
QLast Update : Tue Jun 06 12:33:12 2017
Response via : Initial Calibration
Integrator: ChemStation

Volume Inj. : 1ul
Signal #1 Phase : db-1701P Signal #2 Phase: db-17
Signal #1 Info : .32 Signal #2 Info : .32

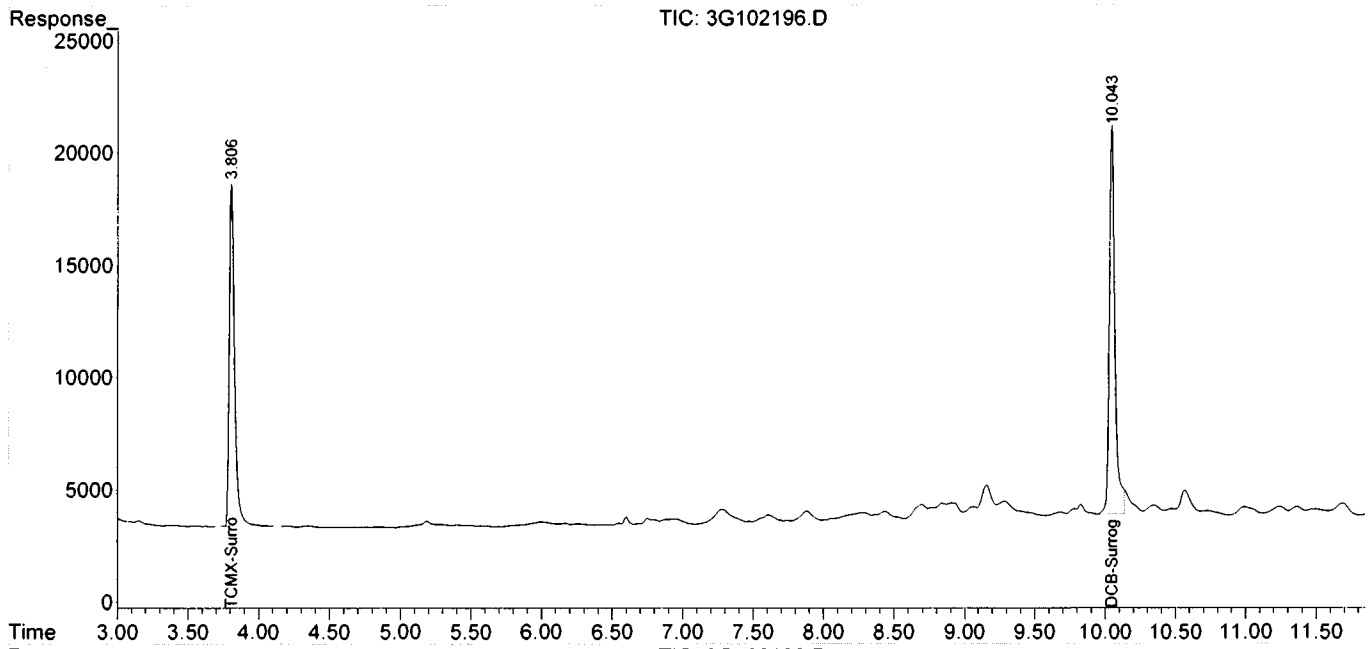

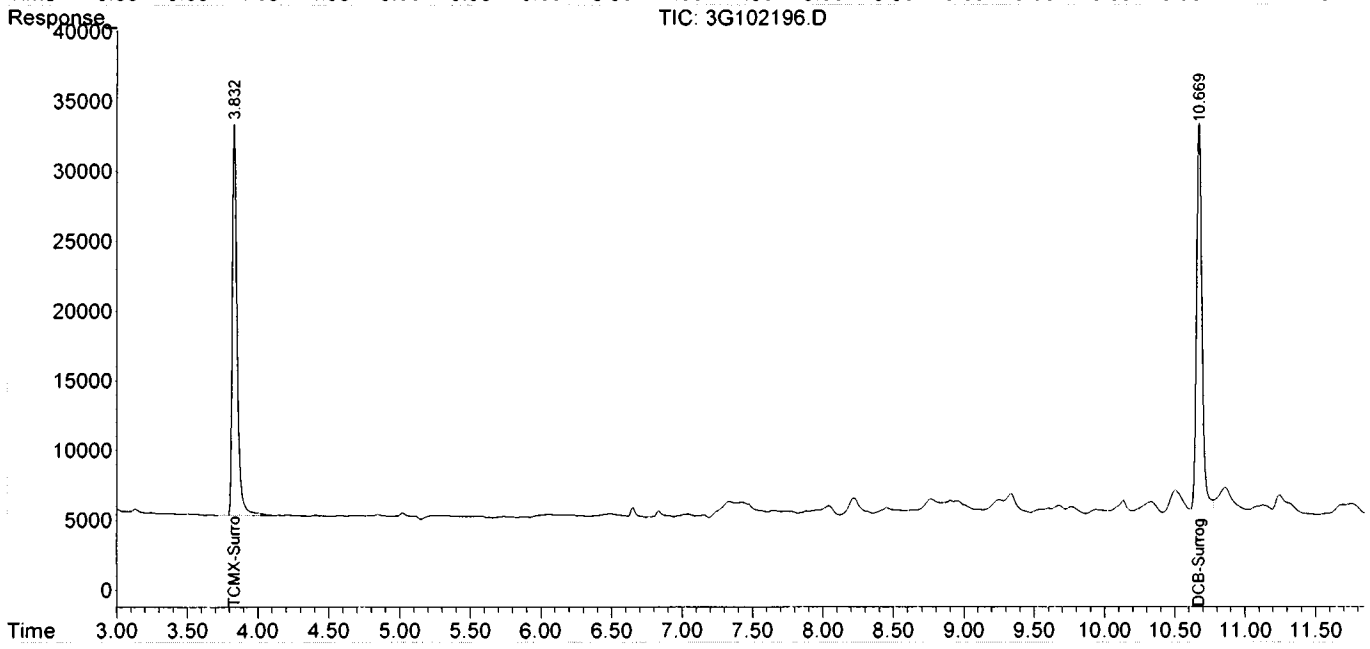

Form1

ORGANICS PCB REPORT

Sample Number: AC98737-009
Client Id: SB-24
Data File: 2G123182.D
Analysis Date: 07/03/17 19:06
Date Rec/Extracted: 06/29/17-07/03/17
Column: DB-17/1701P 30M 0.32mm ID 0.25um film

Method: EPA 8082A
Matrix: Soil
Initial Vol: 20g
Final Vol: 10ml
Dilution: 1
Solids: 86

Units: mg/Kg

Cas #	Compound	RL	Conc	Cas #	Compound	RL	Conc
12674-11-2	Aroclor-1016	0.029	U	**11097-69-1**	**(^)Aroclor-1254**	**0.029**	**0.064**
11104-28-2	Aroclor-1221	0.029	U	11096-82-5	Aroclor-1260	0.029	U
11141-16-5	Aroclor-1232	0.029	U	37324-23-5	Aroclor-1262	0.029	U
53469-21-9	Aroclor-1242	0.029	U	11100-14-4	Aroclor-1268	0.029	U
12672-29-6	Aroclor-1248	0.029	U	**1336-36-3**	**Aroclor (Total)**	**0.029**	**0.064**

Worksheet #: 429560

Total Target Concentration 0.064

ColumnID: (^) Indicates results from 2nd column

U - Indicates the compound was analyzed but not detected.
B - Indicates the analyte was found in the blank as well as in the sample.
E - Indicates the analyte concentration exceeds the calibration range of the instrument.
R - Retention Time Out
J - Indicates an estimated value when a compound is detected at less than the specified detection limit.
d - Pesticide %Diff>40% between columns due to coelution. Lower concentration used
Chlordane (Total) is sum of a-Chlordane and y-Chlordane.

Quantitation Report (QT Reviewed)

Data Path : G:\Gcdata\2017\GC_2\Data\07-03-17\
Data File : 2G123182.D
Signal(s) : Signal #1: ECD1A.CH Signal #2: ECD2B.CH
Acq On : 3 Jul 2017 19:06
Operator : MS/ZM/MLC
Sample : AC98737-009
Misc : S,PCB
ALS Vial : 16 Sample Multiplier: 1

Integration File signal 1: AUTOINT1.E
Integration File signal 2: AUTOINT2.E
Quant Time: Jul 05 10:25:57 2017
Quant Method : G:\GCDATA\2017\GC_2\METHODQT\2G_C0630.M
Quant Title : @GC_2,ug,608,8082
QLast Update : Mon Jul 03 11:40:28 2017
Response via : Initial Calibration
Integrator: ChemStation

Volume Inj. : 1ul
Signal #1 Phase : db-1701P Signal #2 Phase: db-17
Signal #1 Info : .32 Signal #2 Info : .32

Compound	RT#1	RT#2	Resp#1	Resp#2	pg#1	pg#2
Target Compounds						
1)TCMX-Surrogate	3.884	3.880	466336	601178	81.916	95.857
31)Aroclor-1254 {2}	7.000	6.833	42389	16208	106.907	123.294m
32)Aroclor-1254 {3}	7.163	7.212	30581	50798	133.216	138.565m
34)Aroclor-1254 {5}	7.673	8.444	8251	10953	52.740m	69.932 #
45)DCB-Surrogate	10.266	10.802	456233	550316	90.676	86.271

(f)=RT Delta > 1/2 Window (#)=Amounts differ by > 25% (m)=manual int.

3

Quantitation Report (QT Reviewed)

Data Path : G:\Gcdata\2017\GC_2\Data\07-03-17\
Data File : 2G123182.D
Signal(s) : Signal #1: ECD1A.CH Signal #2: ECD2B.CH
Acq On : 3 Jul 2017 19:06
Operator : MS/ZM/MLC
Sample : AC98737-009
Misc : S,PCB
ALS Vial : 16 Sample Multiplier: 1

Integration File signal 1: AUTOINT1.E
Integration File signal 2: AUTOINT2.E
Quant Time: Jul 05 10:25:57 2017
Quant Method : G:\GCDATA\2017\GC_2\METHODQT\2G_C0630.M
Quant Title : @GC_2,ug,608,8082
QLast Update : Mon Jul 03 11:40:28 2017
Response via : Initial Calibration
Integrator: ChemStation

Volume Inj. : 1ul
Signal #1 Phase : db-1701P Signal #2 Phase: db-17
Signal #1 Info : .32 Signal #2 Info : .32

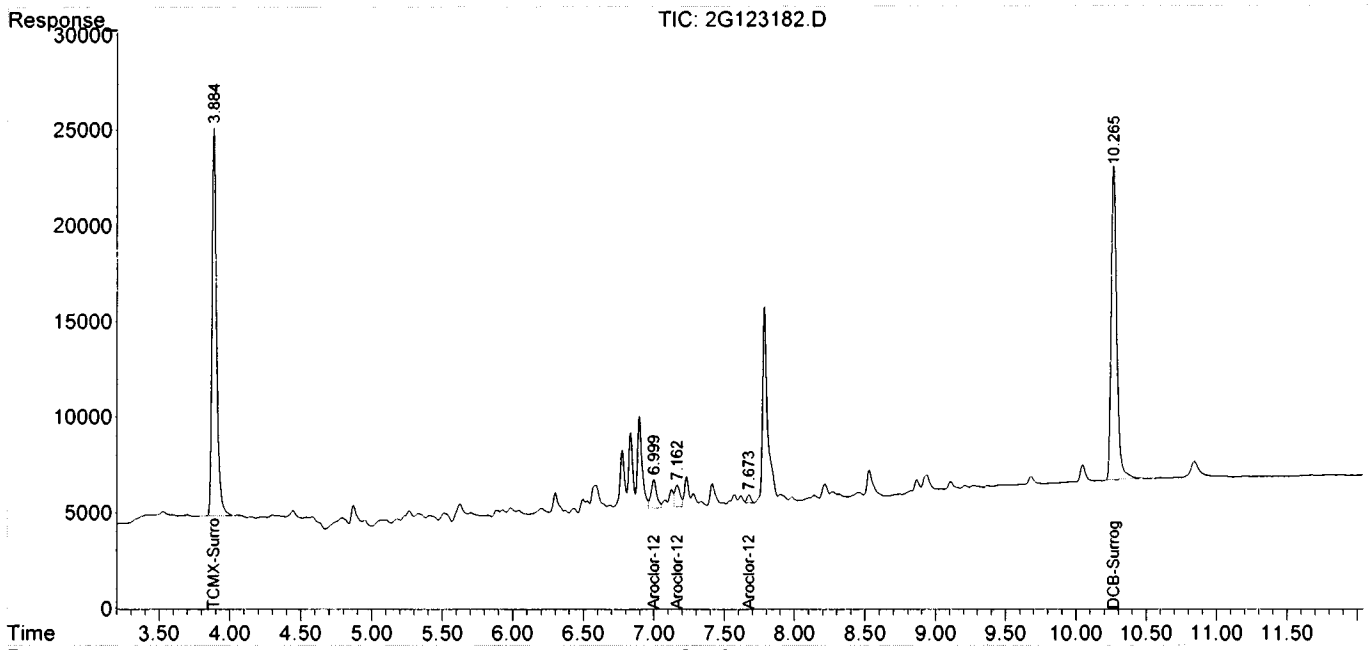

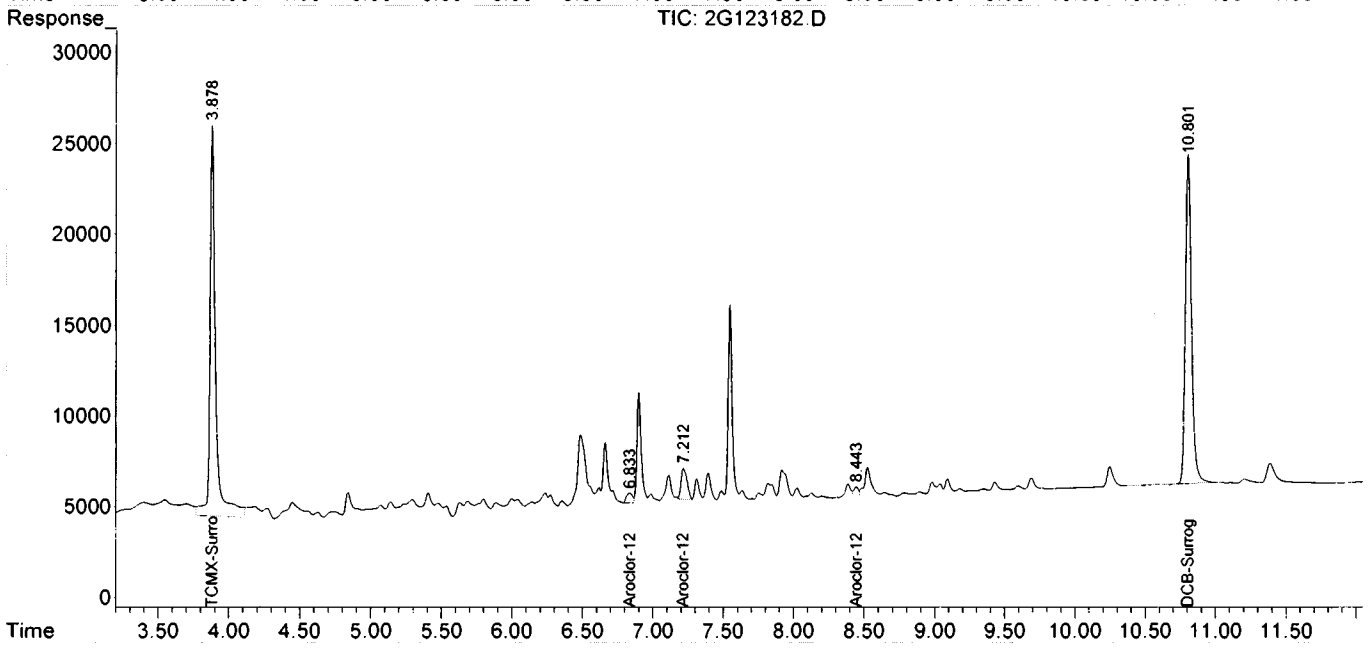

Form1

ORGANICS PCB REPORT

Sample Number: SMB60328
Client Id:
Data File: 3G102177.D
Analysis Date: 07/03/17 15:46
Date Rec/Extracted: NA-07/03/17
Column: DB-17/1701P 30M 0.32mm ID 0.25um film

Method: EPA 8082A
Matrix: Soil
Initial Vol: 20g
Final Vol: 10ml
Dilution: 1
Solids: 100

Units: mg/Kg

Cas #	Compound	RL	Conc	Cas #	Compound	RL	Conc
12674-11-2	Aroclor-1016	0.025	U	11097-69-1	Aroclor-1254	0.025	U
11104-28-2	Aroclor-1221	0.025	U	11096-82-5	Aroclor-1260	0.025	U
11141-16-5	Aroclor-1232	0.025	U	37324-23-5	Aroclor-1262	0.025	U
53469-21-9	Aroclor-1242	0.025	U	11100-14-4	Aroclor-1268	0.025	U
12672-29-6	Aroclor-1248	0.025	U				

Worksheet #: 429560

Total Target Concentration 0

ColumnID: (^) Indicates results from 2nd column

U - Indicates the compound was analyzed but not detected.
B - Indicates the analyte was found in the blank as well as in the sample.
E - Indicates the analyte concentration exceeds the calibration range of the instrument.

R - Retention Time Out
J - Indicates an estimated value when a compound is detected at less than the specified detection limit.
d - Pesticide %Diff>40% between columns due to coelution. Lower concentration used

Chlordane (Total) is sum of a-Chlordane and y-Chlordane.

Quantitation Report (QT Reviewed)

Data Path : G:\Gcdata\2017\GC_3\Data\07-03-17\
Data File : 3G102177.D
Signal(s) : Signal #1: ECD1A.CH Signal #2: ECD2B.CH
Acq On : 3 Jul 2017 15:46
Operator : MS/MLC/ZM
Sample : SMB60328
Misc : S,PCB
ALS Vial : 3 Sample Multiplier: 1

Integration File signal 1: autoint1.e
Integration File signal 2: autoint2.e
Quant Time: Jul 03 16:06:41 2017
Quant Method : G:\GCDATA\2017\GC_3\METHODQT\3G_C0606.M
Quant Title : @GC_3,ug,608,8082
QLast Update : Tue Jun 06 12:33:12 2017
Response via : Initial Calibration
Integrator: ChemStation

Volume Inj. : 1ul
Signal #1 Phase : db-1701P Signal #2 Phase: db-17
Signal #1 Info : .32 Signal #2 Info : .32

Compound	RT#1	RT#2	Resp#1	Resp#2	pg#1	pg#2
Target Compounds						
1)TCMX-Surrogate	3.806	3.832	478710	761540	85.369	79.292
45)DCB-Surrogate	10.042	10.668	487900	857569	78.102m	79.739m

(f)=RT Delta > 1/2 Window (#)=Amounts differ by > 25% (m)=manual int.

Data Path : G:\Gcdata\2017\GC_3\Data\07-03-17\
Data File : 3G102177.D
Signal(s) : Signal #1: ECD1A.CH Signal #2: ECD2B.CH
Acq On : 3 Jul 2017 15:46
Operator : MS/MLC/ZM
Sample : SMB60328
Misc : S,PCB
ALS Vial : 3 Sample Multiplier: 1

Integration File signal 1: autoint1.e
Integration File signal 2: autoint2.e
Quant Time: Jul 03 16:06:41 2017
Quant Method : G:\GCDATA\2017\GC_3\METHODQT\3G_C0606.M
Quant Title : @GC_3,ug,608,8082
QLast Update : Tue Jun 06 12:33:12 2017
Response via : Initial Calibration
Integrator: ChemStation

Volume Inj. : 1ul
Signal #1 Phase : db-1701P Signal #2 Phase: db-17
Signal #1 Info : .32 Signal #2 Info : .32

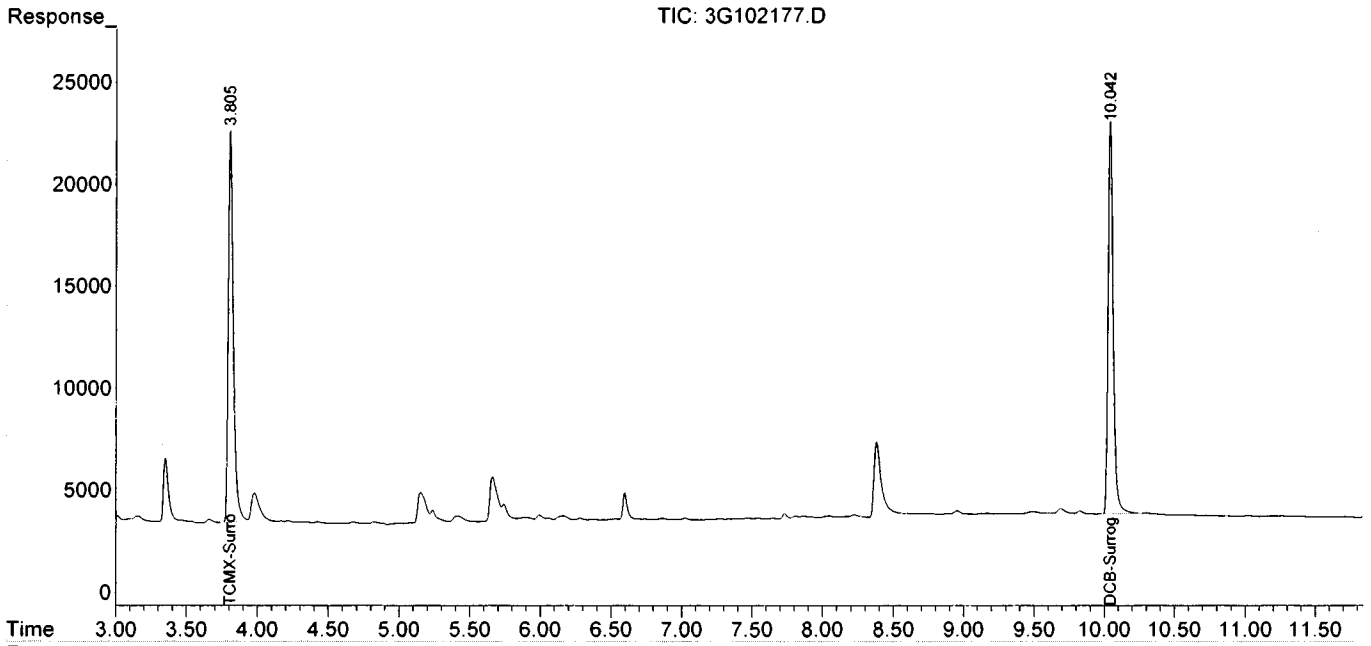

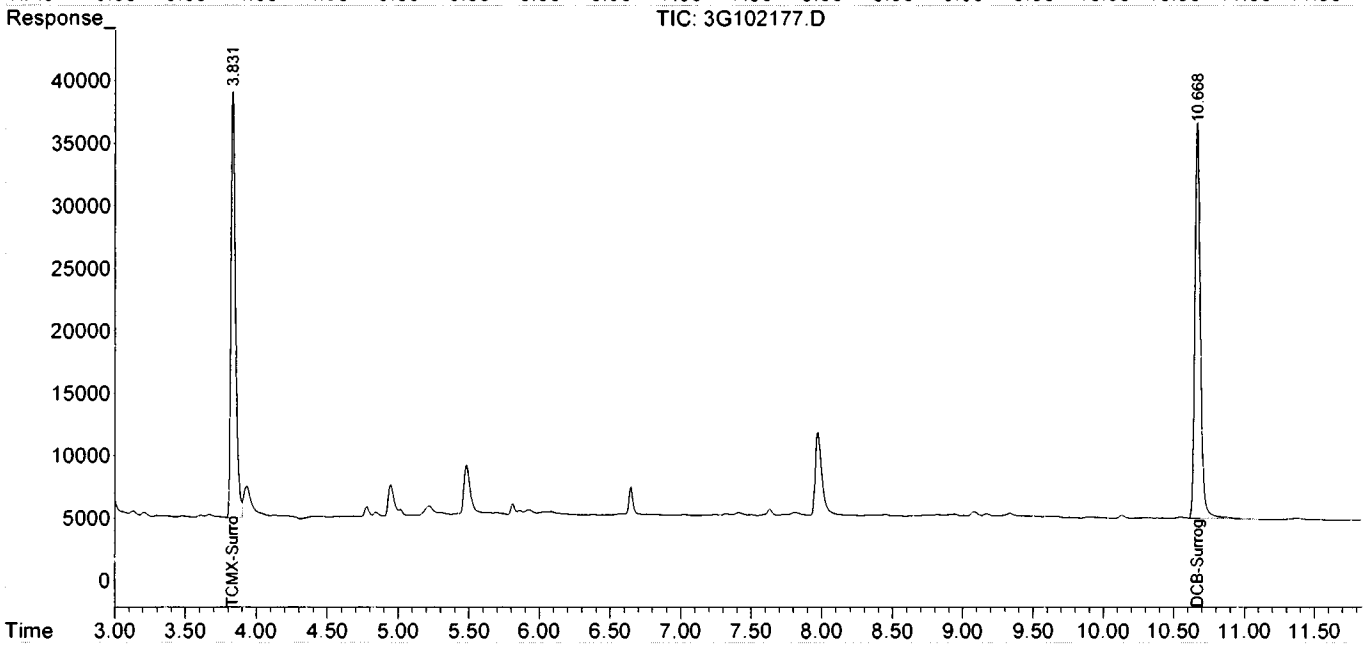

FORM2

Surrogate Recovery

Method: EPA 8082A

Dfile	Sample#	Matrix	Date/Time	Surr Dil	Dilute Out Flag	Column1 S1 Recov	Column2 S2 Recov	Column1 S3 Recov	Column2 S4 Recov	Column0 S5 Recov	Column0 S6 Recov
3G102177.D	SMB60328	S	07/03/17 15:46	1		85	79	78	80		
2G123173.D	AC98737-001	S	07/03/17 16:46	1		96	91	102	98		
3G102195.D	AC98737-002	S	07/03/17 20:18	1		86	84	93	98		
3G102242.D	AC98737-003	S	07/07/17 11:46	1		79	71	64	62		
3G102193.D	AC98737-006	S	07/03/17 19:47	1		69	67	82	87		
3G102192.D	AC98737-007	S	07/03/17 19:32	1		80	77	78	76		
3G102196.D	AC98737-008	S	07/03/17 20:33	1		71	69	77	70		
2G123182.D	AC98737-009	S	07/03/17 19:06	1		82	96	91	86		
2G123179.D	AC98775-001(MS)	S	07/03/17 18:19	1		94	91	96	92		
2G123180.D	AC98775-001(MSD)	S	07/03/17 18:35	1		75	73	78	75		
2G123181.D	AC98775-001	S	07/03/17 18:50	1		84	81	85	82		
3G102178.D	SMB60328(MS)	S	07/03/17 16:01	1		70	66	67	69		

Flags: SD=Surrogate diluted out
*=Surrogate out

Method: EPA 8082A

Soil Laboratory Limits

Compound	Spike Amt	Limits
S1=TCMX-Surrogate	100	37-141
S2=TCMX-Surrogate	100	37-141
S3=DCB-Surrogate	100	34-146
S4=DCB-Surrogate	100	34-146

Form3
Recovery Data Laboratory Limits
QC Batch: SMB60328

	Data File	Sample ID:	Analysis Date
Spike or Dup:	3G102178.D	SMB60328(MS)	7/3/2017 4:01:00 PM
Non Spike(If applicable):			
Inst Blank(If applicable):			

Method: 8082 Matrix: Soil QC Type: MBS

Analyte:	Col	Spike Conc	Sample Conc	Expected Conc	Recovery	Lower Limit	Upper Limit
Aroclor-1016 -Total	1	725.444	0	1000	73	30	163
Aroclor-1260 -Total	1	711.926	0	1000	71	25	166

* - Indicates outside of limits # - Indicates outside of standard limits but within method exceedance limits

Form3
Recovery Data Laboratory Limits
QC Batch: SMB60328

	Data File	Sample ID:	Analysis Date
Spike or Dup:	2G123179.D	AC98775-001(MS)	7/3/2017 6:19:00 PM
Non Spike(If applicable):	2G123181.D	AC98775-001	7/3/2017 6:50:00 PM
Inst Blank(If applicable):			

Method: 8082 Matrix: Soil QC Type: MS

Analyte:	Col	Spike Conc	Sample Conc	Expected Conc	Recovery	Lower Limit	Upper Limit
Aroclor-1016 -Total	1	948.91	0	1000	95	30	163
Aroclor-1260 -Total	1	931.328	0	1000	93	25	166

	Data File	Sample ID:	Analysis Date
Spike or Dup:	2G123180.D	AC98775-001(MSD)	7/3/2017 6:35:00 PM
Non Spike(If applicable):	2G123181.D	AC98775-001	7/3/2017 6:50:00 PM
Inst Blank(If applicable):			

Method: 8082 Matrix: Soil QC Type: MSD

Analyte:	Col	Spike Conc	Sample Conc	Expected Conc	Recovery	Lower Limit	Upper Limit
Aroclor-1016 -Total	1	791.546	0	1000	79	30	163
Aroclor-1260 -Total	1	765.75	0	1000	77	25	166

* - Indicates outside of limits # - Indicates outside of standard limits but within method exceedance limits

Form3
RPD Data Laboratory Limits
QC Batch: SMB60328

	Data File	Sample ID:	Analysis Date
Spike or Dup:	2G123180.D	AC98775-001(MSD)	7/3/2017 6:35:00 PM
Duplicate(If applicable):	2G123179.D	AC98775-001(MS)	7/3/2017 6:19:00 PM
Inst Blank(If applicable):			

Method: 8082 Matrix: Soil QC Type: MSD

Analyte:	Column	Dup/MSD/MBSD Conc	Sample/MS/MBS Conc	RPD	Limit
Aroclor-1016 -Total	1	791.546	948.91	18	40
Aroclor-1260 -Total	1	765.75	931.328	20	37

* - Indicates outside of limits NA - Both concentrations=0... no result can be calculated

FORM 4
Blank Summary

Blank Number: SMB60328
Blank Data File: 3G102177.D
Matrix: Soil

Blank Analysis Date: 07/03/17 15:46
Blank Extraction Date: 07/03/17
(If Applicable)
Method: EPA 8082A

Sample Number	Data File	Analysis Date
AC98737-001	2G123173.D	07/03/17 16:46
AC98737-002	3G102195.D	07/03/17 20:18
AC98737-003	3G102242.D	07/07/17 11:46
AC98737-006	3G102193.D	07/03/17 19:47
AC98737-007	3G102192.D	07/03/17 19:32
AC98737-008	3G102196.D	07/03/17 20:33
AC98737-009	2G123182.D	07/03/17 19:06
SMB60328(MS)	3G102178.D	07/03/17 16:01
AC98775-001	2G123181.D	07/03/17 18:50
AC98775-001(MSD	2G123180.D	07/03/17 18:35
AC98775-001(MS)	2G123179.D	07/03/17 18:19

Form 5

Method: EPA 8082A

Instrument: GC_3 Column: DB-17/1701P 30M 0.32mm ID 0.25um film

Data File	Sample#	Analysis Date/Time	Matrix	Reference File	Column 1 RT	Column 1 % Drift	Column 2 RT	Column 2 % Drift
3G101162.D	CAL 3268@500PPB	06/05/17 18:15	Soil	3G10116	10.0609	0.0865	10.6718	0.0215
3G101163.D	CAL 1242@500PPB	06/05/17 18:31	Soil	3G10116	10.0541	0.0189	10.6693	0.0019
3G101164.D	CAL 1248@500PPB	06/05/17 18:47	Soil	3G10116	10.0519	0.003	10.6689	0.0056
3G101165.D	CAL 2154@500PPB	06/05/17 19:02	Soil	3G10116	10.0511	0.0109	10.6703	0.0075
3G101166.D	CAL 1262@500PPB	06/05/17 19:17	Soil	3G10116	10.0517	0.005	10.6705	0.0094
3G101167.D	CAL 1660@50PPB	06/05/17 19:33	Soil	3G10116	10.0522	0	10.6695	0
3G101168.D	CAL 1660@200PPB	06/05/17 19:48	Soil	3G10116	10.0503	0.0189	10.6688	0.0066
3G101169.D	CAL 1660@500PPB	06/05/17 20:03	Soil	3G10116	10.0513	0.009	10.6691	0.0038
3G101170.D	CAL 1660@1000PPB	06/05/17 20:18	Soil	3G10116	10.0509	0.0129	10.6702	0.0066
3G101171.D	CAL 1660@2000PPB	06/05/17 20:33	Soil	3G10116	10.0501	0.0209	10.6695	0
3G101172.D	CAL 1660@4000PPB	06/05/17 20:49	Soil	3G10116	10.0513	0.009	10.6699	0.0037
3G101173.D	ICV	06/05/17 21:04	Soil	3G10116	10.0505	0.0169	10.6687	0.0075
3G101174.D	PEST WS	06/05/17 21:19	Soil	3G10116	0.0000	200 *	0.0000	200 *

Drift Compound: DCB-Surrogate Drift Limit(s): 0.5 (Pest/Pcb) 1.5(Herb/Tph) * - Values outside of limits for this column/run

Form 5

Method: EPA 8082A

Instrument: GC_2

Column: DB-17/1701P 30M 0.32mm ID 0.25um film

Data File	Sample#	Analysis Date/Time	Matrix	Reference File	Column 1 RT	Column 1 % Drift	Column 2 RT	Column 2 % Drift
2G123139.D	500PPB	06/30/17 16:19	Soil					
2G123140.D	CAL 3268@500PPB	06/30/17 16:53	Soil	2G12314	10.2738	0.0886	10.8019	0.0269
2G123141.D	CAL 1242@500PPB	06/30/17 17:09	Soil	2G12314	10.2661	0.0136	10.8019	0.0269
2G123142.D	CAL 1248@500PPB	06/30/17 17:24	Soil	2G12314	10.2666	0.0185	10.8009	0.0176
2G123143.D	CAL 2154@500PPB	06/30/17 17:53	Soil	2G12314	10.2681	0.0331	10.7991	0.0009
2G123144.D	2154	06/30/17 18:08	Soil	2G12314	10.2644	0.0029	10.7979	0.0102
2G123145.D	CAL 1262@500PPB	06/30/17 18:24	Soil	2G12314	10.2625	0.0214	10.7979	0.0102
2G123146.D	CAL 1660@50PPB	06/30/17 18:39	Soil	2G12314	10.2647	0	10.7990	0
2G123147.D	CAL 1660@200PPB	06/30/17 18:55	Soil	2G12314	10.2651	0.0039	10.7996	0.0056
2G123148.D	CAL 1660@500PPB	06/30/17 19:10	Soil	2G12314	10.2655	0.0078	10.8000	0.0093
2G123149.D	CAL 1660@1000PPB	06/30/17 19:26	Soil	2G12314	10.2630	0.0166	10.7991	0.0009
2G123150.D	CAL 1660@2000PPB	06/30/17 19:41	Soil	2G12314	10.2648	0.001	10.7995	0.0046
2G123151.D	CAL 1660@4000PPB	06/30/17 19:57	Soil	2G12314	10.2643	0.0039	10.7995	0.0046
2G123152.D	ICV	06/30/17 20:12	Soil	2G12314	10.2649	0.002	10.7984	0.0056
2G123153.D	PEST WS	06/30/17 20:28	Soil	2G12314	0.0000	200*	0.0000	200*
2G123154.D	AC98719-001(MS)	06/30/17 20:43	Soil	2G12314	10.2648	0.001	10.7999	0.0083
2G123155.D	AC98719-001(MSD)	06/30/17 20:59	Soil	2G12314	10.2643	0.0039	10.7998	0.0074
2G123156.D	AC98719-001	06/30/17 21:14	Soil	2G12314	10.2637	0.0097	10.8017	0.025
2G123157.D	AC98719-003	06/30/17 21:30	Soil	2G12314	10.2640	0.0068	10.8010	0.0185
2G123158.D	AC98722-001	06/30/17 21:45	Soil	2G12314	10.2646	0.001	10.8012	0.0204
2G123159.D	AC98730-014	06/30/17 22:01	Soil	2G12314	10.2636	0.0107	10.7990	0
2G123160.D	AC98730-013	06/30/17 22:16	Soil	2G12314	10.2662	0.0146	10.8003	0.012
2G123161.D	AC98734-004	06/30/17 22:32	Soil	2G12314	10.2646	0.001	10.8001	0.0102
2G123162.D	AC98711-004	06/30/17 22:47	Soil	2G12314	10.2662	0.0146	10.8015	0.0232
2G123163.D	AC98711-001	06/30/17 23:02	Soil	2G12314	10.2661	0.0136	10.8012	0.0204
2G123164.D	500PPB	06/30/17 23:18	Soil	2G12314	10.2665	0.0175	10.8004	0.013
2G123165.D	CAL 1660@1000PPB	06/30/17 23:33	Soil	2G12314	10.2655	0.0078	10.8011	0.0194

Drift Compound: DCB-Surrogate Drift Limit(s): 0.5 (Pest/Pcb) 1.5(Herb/Tph) * - Values outside of limits for this column/run

Form 5

Method: EPA 8082A

Instrument: GC_2

Column: DB-17/1701P 30M 0.32mm ID 0.25um film

Data File	Sample#	Analysis Date/Time	Matrix	Reference File	Column 1 RT	Column 1 % Drift	Column 2 RT	Column 2 % Drift
2G123166.D	CAL 1660@500PPB	07/03/17 12:29	Soil	2G12316	10.2665	0	10.8029	0
2G123167.D	AC98780-001(MS)	07/03/17 15:12	Soil	2G12316	10.2739	0.072	10.8002	0.025
2G123168.D	AC98780-001(MSD)	07/03/17 15:28	Soil	2G12316	10.2682	0.0166	10.8031	0.0018
2G123169.D	AC98780-001	07/03/17 15:44	Soil	2G12316	10.2660	0.0049	10.8032	0.0028
2G123170.D	AC98780-002	07/03/17 15:59	Soil	2G12316	10.2670	0.0049	10.8019	0.0093
2G123171.D	AC98780-003	07/03/17 16:15	Soil	2G12316	10.2723	0.0565	10.8055	0.0241
2G123172.D	AC98780-004	07/03/17 16:31	Soil	2G12316	10.2661	0.0039	10.8040	0.0102
2G123173.D	AC98737-001	07/03/17 16:46	Soil	2G12316	10.2653	0.0117	10.8018	0.0102
2G123174.D	AC98778-010	07/03/17 17:02	Soil	2G12316	10.2678	0.0127	10.8036	0.0065
2G123175.D	AC98753-003	07/03/17 17:17	Soil	2G12316	10.2651	0.0136	10.8009	0.0185
2G123176.D	BLK	07/03/17 17:33	Soil	2G12316	10.2666	0.001	10.8015	0.013
2G123177.D	CAL 1660@500PPB	07/03/17 17:48	Soil	2G12316	10.2655	0.0097	10.8018	0.0102
2G123178.D	1000PPB	07/03/17 18:04	Soil	2G12317	10.2650	0.0049	10.8014	0.0037
2G123179.D	AC98775-001(MS)	07/03/17 18:19	Soil	2G12317	10.2647	0.0078	10.8010	0.0074
2G123180.D	AC98775-001(MSD)	07/03/17 18:35	Soil	2G12317	10.2662	0.0068	10.8021	0.0028
2G123181.D	AC98775-001	07/03/17 18:50	Soil	2G12317	10.2650	0.0049	10.8010	0.0074
2G123182.D	AC98737-009	07/03/17 19:06	Soil	2G12317	10.2657	0.002	10.8024	0.0056
2G123183.D	AC98765-007	07/03/17 19:21	Soil	2G12317	10.2814	0.1548	10.8110	0.0851
2G123184.D	AC98765-008	07/03/17 19:37	Soil	2G12317	10.2759	0.1013	10.8123	0.0972
2G123185.D	AC98765-009	07/03/17 19:52	Soil	2G12317	10.2727	0.0701	10.8057	0.0361
2G123186.D	AC98765-010	07/03/17 20:08	Soil	2G12317	10.2815	0.1557	10.8095	0.0713
2G123187.D	AC98765-003	07/03/17 20:23	Soil	2G12317	10.2662	0.0068	10.8012	0.0056
2G123188.D	AC98744-001	07/03/17 20:39	Soil	2G12317	10.2697	0.0409	10.8049	0.0287
2G123189.D	BLK	07/03/17 20:54	Soil	2G12317	10.2659	0.0039	10.8022	0.0037
2G123190.D	BLK	07/03/17 21:10	Soil	2G12317	10.2663	0.0078	10.8020	0.0019
2G123191.D	BLK	07/03/17 21:25	Soil	2G12317	10.2664	0.0088	10.8024	0.0056
2G123192.D	CAL 1660@500PPB	07/03/17 21:41	Soil	2G12317	10.2678	0.0224	10.8038	0.0185
2G123193.D	1000PPB	07/03/17 21:56	Soil	2G12319	10.2672	0.0058	10.8033	0.0046

Drift Compound: DCB-Surrogate Drift Limit(s): 0.5 (Pest/Pcb) 1.5(Herb/Tph) * - Values outside of limits for this column/run

Form 5

Method: EPA 8082A
Instrument: GC_3 Column: DB-17/1701P 30M 0.32mm ID 0.25um film

Data File	Sample#	Analysis Date/Time	Matrix	Reference File	Column 1 RT	Column 1 % Drift	Column 2 RT	Column 2 % Drift
3G102173.D	500PPB	07/03/17 12:53	Soil					
3G102174.D	CAL 1660@500PPB	07/03/17 13:51	Soil	3G10217	10.0398	0	10.6669	0
3G102175.D	SMB60325	07/03/17 15:17	Soil	3G10217	10.0521	0.1224	10.6703	0.0319
3G102176.D	SMB60325(MS)	07/03/17 15:31	Soil	3G10217	10.0447	0.0488	10.6688	0.0178
3G102177.D	SMB60328	07/03/17 15:46	Soil	3G10217	10.0416	0.0179	10.6676	0.0066
3G102178.D	SMB60328(MS)	07/03/17 16:01	Soil	3G10217	10.0420	0.0219	10.6689	0.0187
3G102179.D	AC98765-001	07/03/17 16:16	Soil	3G10217	10.0420	0.0219	10.6676	0.0066
3G102180.D	AC98765-002	07/03/17 16:31	Soil	3G10217	10.0435	0.0368	10.6679	0.0094
3G102181.D	AC98765-004	07/03/17 16:45	Soil	3G10217	10.0578	0.1791	10.6774	0.0984
3G102182.D	AC98765-005	07/03/17 17:01	Soil	3G10217	10.0446	0.0478	10.6689	0.0187
3G102183.D	AC98765-006	07/03/17 17:16	Soil	3G10217	10.0435	0.0368	10.6687	0.0169
3G102184.D	AC98776-001	07/03/17 17:31	Soil	3G10217	10.0432	0.0339	10.6688	0.0178
3G102185.D	BLK	07/03/17 17:46	Soil	3G10217	10.0428	0.0299	10.6700	0.0291
3G102186.D	CAL 1660@500PPB	07/03/17 18:01	Soil	3G10217	10.0440	0.0418	10.6700	0.0291
3G102187.D	1000PPB	07/03/17 18:16	Soil	3G10218	10.0438	0.002	10.6692	0.0075
3G102188.D	AC98753-001	07/03/17 18:32	Soil	3G10218	10.0414	0.0259	10.6680	0.0187
3G102189.D	AC98753-002	07/03/17 18:46	Soil	3G10218	10.0420	0.0199	10.6670	0.0281
3G102190.D	AC98753-004	07/03/17 19:02	Soil	3G10218	10.0437	0.003	10.6685	0.0141
3G102191.D	AC98753-005	07/03/17 19:17	Soil	3G10218	10.0428	0.0119	10.6688	0.0112
3G102192.D	AC98737-007	07/03/17 19:32	Soil	3G10218	10.0445	0.005	10.6694	0.0056
3G102193.D	AC98737-006	07/03/17 19:47	Soil	3G10218	10.0432	0.008	10.6679	0.0197
3G102194.D	AC98737-003	07/03/17 20:03	Soil	3G10218	10.0442	0.002	10.6697	0.0028
3G102195.D	AC98737-002	07/03/17 20:18	Soil	3G10218	10.0429	0.0109	10.6693	0.0066
3G102196.D	AC98737-008	07/03/17 20:33	Soil	3G10218	10.0431	0.009	10.6695	0.0047
3G102197.D	AC98778-009	07/03/17 20:48	Soil	3G10218	10.0427	0.0129	10.6682	0.0169
3G102198.D	BLK	07/03/17 21:04	Soil	3G10218	10.0446	0.006	10.6707	0.0066
3G102199.D	CAL 1660@500PPB	07/03/17 21:19	Soil	3G10218	10.0451	0.011	10.6703	0.0028
3G102200.D	1000PPB	07/03/17 21:34	Soil	3G10219	10.0440	0.011	10.6697	0.0056

Drift Compound: DCB-Surrogate Drift Limit(s): 0.5 (Pest/Pcb) 1.5(Herb/Tph) * - Values outside of limits for this column/run

Form 5

Method: EPA 8082A

Instrument: GC_3 Column: DB-17/1701P 30M 0.32mm ID 0.25um film

Data File	Sample#	Analysis Date/Time	Matrix	Reference File	Column 1 RT	Column 1 % Drift	Column 2 RT	Column 2 % Drift
3G102238.D	CAL 1660@500PPB	07/07/17 09:40	Soil	3G10223	10.0436	0	10.6714	0
3G102239.D	AC98816-004	07/07/17 09:58	Soil	3G10223	10.0547	0.1105	10.6732	0.0169
3G102240.D	AC98816-005	07/07/17 10:12	Soil	3G10223	10.0511	0.0746	10.6746	0.03
3G102241.D	AC98816-006	07/07/17 10:27	Soil	3G10223	10.0475	0.0388	10.6716	0.0019
3G102242.D	AC98737-003	07/07/17 11:46	Soil	3G10223	10.0549	0.1124	10.6720	0.0056
3G102243.D	AC98753-001(5X)	07/07/17 12:01	Soil	3G10223	10.0467	0.0309	10.6703	0.0103
3G102244.D	AC98753-002(5X)	07/07/17 12:16	Soil	3G10223	10.0442	0.006	10.6701	0.0122
3G102245.D	CAL 1660@500PPB	07/07/17 12:31	Soil	3G10223	10.0477	0.0408	10.6731	0.0159

Drift Compound: DCB-Surrogate Drift Limit(s): 0.5 (Pest/Pcb) 1.5(Herb/Tph) * - Values outside of limits for this column/run

7062915 0358

Form 6
Initial Calibration

Method: EPA 8082A

Instrument: GC_3

Level #:	Data File:	Cal Identifier:	Analysis Date/Time	Level #:	Data File:	Cal Identifier:	Analysis Date/Time
1	3G101167.D	CAL 1660@50PPB	06/05/17 19:33	2	3G101168.D	CAL 1660@200PPB	06/05/17 19:48
3	3G101169.D	CAL 1660@500PPB	06/05/17 20:03	4	3G101170.D	CAL 1660@1000PPB	06/05/17 20:18
5	3G101171.D	CAL 1660@2000PPB	06/05/17 20:33	6	3G101172.D	CAL 1660@4000PPB	06/05/17 20:49
7	3G101162.D	CAL 3268@500PPB	06/05/17 18:15	8	3G101163.D	CAL 1242@500PPB	06/05/17 18:31
9	3G101164.D	CAL 1248@500PPB	06/05/17 18:47	10	3G101165.D	CAL 2154@500PPB	06/05/17 19:02

Compound	Col	Mr	Fit:	RF1	RF2	RF3	RF4	RF5	RF6	RF7	RF8	AvgRf	RT	Corr1	Corr2	%Rsd	Calibration Level Concentrations Lvl1	Lvl2	Lvl3	Lvl4	Lvl5	Lvl6	Lvl7	Lvl8
TCMX-Surrogate	1	0	Avg	0.5018	0.5169	0.5649	0.5729	0.5807	0.6272	----	----	0.561	3.81	0.999	1.00	8.1	5.00	20.00	50.00	100.0	200.0	400.0		
Aroclor-1016	1	1	Avg	0.0176	0.0179	0.0173	0.0163	0.0150	0.0148	----	----	0.0165	4.32	0.999	1.00	7.9	50.00	200.0	500.0	1000.	2000.	4000.		
Aroclor-1016	1	2	Qua	0.0364	0.0351	0.0328	0.0301	0.0275	0.0269	----	----	0.0315	4.69	0.999	0.999	13	50.00	200.0	500.0	1000.	2000.	4000.		
Aroclor-1016	1	3	Avg	0.0658	0.0644	0.0618	0.0575	0.0534	0.0532	----	----	0.0594	5.15	1.00	1.00	9.2	50.00	200.0	500.0	1000.	2000.	4000.		
Aroclor-1016	1	4	Avg	0.0175	0.0197	0.0195	0.0184	0.0175	0.0180	----	----	0.0185	5.40	1.00	1.00	5.2	50.00	200.0	500.0	1000.	2000.	4000.		
Aroclor-1016	1	5	Avg	0.0434	0.0464	0.0444	0.0409	0.0380	0.0374	----	----	0.0418	5.51	0.999	1.00	8.6	50.00	200.0	500.0	1000.	2000.	4000.		
Aroclor-1260	1	1	Qua	0.0421	0.0394	0.0377	0.0349	0.0325	0.0325	----	----	0.0366	7.02	1.00	1.00	11	50.00	200.0	500.0	1000.	2000.	4000.		
Aroclor-1260	1	2	Qua	0.0595	0.0450	0.0432	0.0403	0.0378	0.0380	----	----	0.0440	7.27	1.00	1.00	18	50.00	200.0	500.0	1000.	2000.	4000.		
Aroclor-1260	1	3	Avg	0.0262	0.0247	0.0221	0.0211	0.0211	0.0228	----	----	0.0230	7.47	0.998	1.00	8.9	50.00	200.0	500.0	1000.	2000.	4000.		
Aroclor-1260	1	4	Qua	0.0346	0.0281	0.0271	0.0263	0.0256	0.0264	----	----	0.0281	8.06	1.00	1.00	12	50.00	200.0	500.0	1000.	2000.	4000.		
Aroclor-1260	1	5	Avg	0.0418	0.0417	0.0409	0.0418	0.0416	0.0451	----	----	0.0422	8.77	0.998	1.00	3.5	50.00	200.0	500.0	1000.	2000.	4000.		
Aroclor-1221	1	1	Avg	----	----	----	----	----	----	----	----	0.00825	4.12	-1	-1	Lvl=10	500.0							
Aroclor-1221	1	2	Avg	----	----	----	----	----	----	----	----	0.00499	4.26	-1	-1	Lvl=10	500.0							
Aroclor-1221	1	3	Avg	----	----	----	----	----	----	----	----	0.0230	4.32	-1	-1	Lvl=10	500.0							
Aroclor-1232	1	1	Avg	----	----	----	----	----	----	----	----	0.0182	4.33	-1	-1	Lvl=7	500.0							
Aroclor-1232	1	2	Avg	----	----	----	----	----	----	----	----	0.0154	4.69	-1	-1	Lvl=7	500.0							
Aroclor-1232	1	3	Avg	----	----	----	----	----	----	----	----	0.0265	5.16	-1	-1	Lvl=7	500.0							
Aroclor-1232	1	4	Avg	----	----	----	----	----	----	----	----	0.0120	5.30	-1	-1	Lvl=7	500.0							
Aroclor-1232	1	5	Avg	----	----	----	----	----	----	----	----	0.0117	5.76	-1	-1	Lvl=7	500.0							
Aroclor-1242	1	1	Avg	----	----	----	----	----	----	----	----	0.0142	4.32	-1	-1	Lvl=8	500.0							
Aroclor-1242	1	2	Avg	----	----	----	----	----	----	----	----	0.0248	4.69	-1	-1	Lvl=8	500.0							
Aroclor-1242	1	3	Avg	----	----	----	----	----	----	----	----	0.0464	5.15	-1	-1	Lvl=8	500.0							
Aroclor-1242	1	4	Avg	----	----	----	----	----	----	----	----	0.0310	5.52	-1	-1	Lvl=8	500.0							
Aroclor-1242	1	5	Avg	----	----	----	----	----	----	----	----	0.0202	5.76	-1	-1	Lvl=8	500.0							
Aroclor-1248	1	1	Avg	----	----	----	----	----	----	----	----	0.0116	4.69	-1	-1	Lvl=9	500.0							
Aroclor-1248	1	2	Avg	----	----	----	----	----	----	----	----	0.0280	5.15	-1	-1	Lvl=9	500.0							
Aroclor-1248	1	3	Avg	----	----	----	----	----	----	----	----	0.0474	5.50	-1	-1	Lvl=9	500.0							
Aroclor-1248	1	4	Avg	----	----	----	----	----	----	----	----	0.0257	5.86	-1	-1	Lvl=9	500.0							
Aroclor-1248	1	5	Avg	----	----	----	----	----	----	----	----	0.0293	6.46	-1	-1	Lvl=9	500.0							
Aroclor-1254	1	1	Avg	----	----	----	----	----	----	----	----	0.0134	6.66	-1	-1	Lvl=10	500.0							
Aroclor-1254	1	2	Avg	----	----	----	----	----	----	----	----	0.0435	6.86	-1	-1	Lvl=10	500.0							
Aroclor-1254	1	3	Avg	----	----	----	----	----	----	----	----	0.0238	7.03	-1	-1	Lvl=10	500.0							
Aroclor-1254	1	4	Avg	----	----	----	----	----	----	----	----	0.0353	7.14	-1	-1	Lvl=10	500.0							
Aroclor-1254	1	5	Avg	----	----	----	----	----	----	----	----	0.0166	7.53	-1	-1	Lvl=10	500.0							
Aroclor-1262	1	1	Avg	----	----	----	----	----	----	----	----	0.0435	7.70	-1	-1	Lvl=11	500.0							
Aroclor-1262	1	2	Avg	----	----	----	----	----	----	----	----	0.0256	8.70	-1	-1	Lvl=11	500.0							

Avg Rsd Col 1: 9.17 Avg Rsd Col 2: 13.72

Flags

c - failed the initial calibration criteria(if applicable)

Note:

Col = Column Number
Mr = MultiPeak Analyte 0=single peak analyte >0=multi peak analyte (i.e. pcb/chlordane etc.)
Fit = Indicates whether Avg RF, Linear, or Quadratic Curve was used for compound
Corr 1 = Correlation Coefficient for linear Eq.
Corr 2 = Correlation Coefficient for quad Eq.

All Response Factors = Response Factors / 10000
Initial Calibration Criteria: either %RSD <=20 or Corr >= .995
Columns: Signal #1 db-1701 : Signal #2 db-608

^Lvl: These compounds use a single pt calibration as specified by the method. The file used to update this calibration point is listed in the header under level #

7062915 0359

Form 6
Initial Calibration

Method: EPA 8082A

Instrument: GC_3

Level #:	Data File:	Cal Identifier:	Analysis Date/Time	Level #:	Data File:	Cal Identifier:	Analysis Date/Time
1	3G101167.D	CAL 1660@50PPB	06/05/17 19:33	2	3G101168.D	CAL 1660@200PPB	06/05/17 19:48
3	3G101169.D	CAL 1660@500PPB	06/05/17 20:03	4	3G101170.D	CAL 1660@1000PPB	06/05/17 20:18
5	3G101171.D	CAL 1660@2000PPB	06/05/17 20:33	6	3G101172.D	CAL 1660@4000PPB	06/05/17 20:49
7	3G101162.D	CAL 3268@500PPB	06/05/17 18:15	8	3G101163.D	CAL 1242@500PPB	06/05/17 18:31
9	3G101164.D	CAL 1248@500PPB	06/05/17 18:47	10	3G101165.D	CAL 2154@500PPB	06/05/17 19:02

Compound	Col	Mr	Fit:	RF1	RF2	RF3	RF4	RF5	RF6	RF7	RF8	AvgRf	RT	Corr1	Corr2	%Rsd	Calibration Level Concentrations Lvl1	Lvl2	Lvl3	Lvl4	Lvl5	Lvl6	Lvl7	Lvl8
Aroclor-1262	1	3	Avg	----	----	----	----	----	----	----	----	0.0521	8.77	-1	-1	Lvl=11	500.0							
Aroclor-1262	1	4	Avg	----	----	----	----	----	----	----	----	0.0267	9.48	-1	-1	Lvl=11	500.0							
Aroclor-1262	1	5	Avg	----	----	----	----	----	----	----	----	0.00775	9.84	-1	-1	Lvl=11	500.0							
Aroclor-1268	1	1	Avg	----	----	----	----	----	----	----	----	0.00622	8.06	-1	-1	Lvl=7	500.0							
Aroclor-1268	1	2	Avg	----	----	----	----	----	----	----	----	0.00743	8.38	-1	-1	Lvl=7	500.0							
Aroclor-1268	1	3	Avg	----	----	----	----	----	----	----	----	0.0618	8.95	-1	-1	Lvl=7	500.0							
Aroclor-1268	1	4	Avg	----	----	----	----	----	----	----	----	0.0165	9.05	-1	-1	Lvl=7	500.0							
Aroclor-1268	1	5	Avg	----	----	----	----	----	----	----	----	0.205	9.84	-1	-1	Lvl=7	500.0							
DCB-Surrogate	1	0	Avg	0.6867	0.6179	0.6135	0.6134	0.5959	0.6205	----	----	0.625	10.05	1.00	1.00	5.1	5.00	20.00	50.00	100.0	200.0	400.0		
TCMX-Surrogate	2	0	Avg	0.8984	0.9579	0.9799	0.9642	0.9493	1.0126	----	----	0.960	3.83	0.999	1.00	3.9	5.00	20.00	50.00	100.0	200.0	400.0		
Aroclor-1016	2	1	Qua	0.0289	0.0283	0.0265	0.0241	0.0218	0.0209	----	----	0.0251	4.43	0.999	0.999	13	50.00	200.0	500.0	1000.	2000.	4000.		
Aroclor-1016	2	2	Qua	0.0640	0.0590	0.0532	0.0477	0.0426	0.0410	----	----	0.0513	4.85	0.999	0.999	18	50.00	200.0	500.0	1000.	2000.	4000.		
Aroclor-1016	2	3	Qua	0.1220	0.1124	0.1041	0.0969	0.0889	0.0891	----	----	0.102	5.24	0.999	0.999	13	50.00	200.0	500.0	1000.	2000.	4000.		
Aroclor-1016	2	4	Qua	0.0544	0.0510	0.0467	0.0429	0.0391	0.0385	----	----	0.0455	5.56	0.999	0.999	14	50.00	200.0	500.0	1000.	2000.	4000.		
Aroclor-1016	2	5	Qua	0.0371	0.0355	0.0335	0.0314	0.0288	0.0284	----	----	0.0325	5.93	0.999	1.00	11	50.00	200.0	500.0	1000.	2000.	4000.		
Aroclor-1260	2	1	Qua	0.0781	0.0731	0.0681	0.0614	0.0566	0.0564	----	----	0.0657	7.24	0.999	0.999	14	50.00	200.0	500.0	1000.	2000.	4000.		
Aroclor-1260	2	2	Qua	0.0807	0.0761	0.0727	0.0662	0.0610	0.0611	----	----	0.0697	7.32	0.999	0.999	12	50.00	200.0	500.0	1000.	2000.	4000.		
Aroclor-1260	2	3	Qua	0.0504	0.0291	0.0270	0.0257	0.0255	0.0271	----	----	0.0308	7.95	0.999	1.00	31	50.00	200.0	500.0	1000.	2000.	4000.		
Aroclor-1260	2	4	Qua	0.0750	0.0561	0.0586	0.0568	0.0556	0.0584	----	----	0.0601	8.31	0.999	1.00	12	50.00	200.0	500.0	1000.	2000.	4000.		
Aroclor-1260	2	5	Qua	0.0693	0.0461	0.0514	0.0513	0.0502	0.0541	----	----	0.0538	9.01	0.999	1.00	15	50.00	200.0	500.0	1000.	2000.	4000.		
Aroclor-1221	2	1	Avg	----	----	----	----	----	----	----	----	0.0138	4.22	-1	-1	Lvl=10	500.0							
Aroclor-1221	2	2	Avg	----	----	----	----	----	----	----	----	0.00879	4.37	-1	-1	Lvl=10	500.0							
Aroclor-1221	2	3	Avg	----	----	----	----	----	----	----	----	0.0290	4.43	-1	-1	Lvl=10	500.0							
Aroclor-1232	2	1	Avg	----	----	----	----	----	----	----	----	0.0266	4.43	-1	-1	Lvl=7	500.0							
Aroclor-1232	2	2	Avg	----	----	----	----	----	----	----	----	0.0252	4.85	-1	-1	Lvl=7	500.0							
Aroclor-1232	2	3	Avg	----	----	----	----	----	----	----	----	0.0442	5.24	-1	-1	Lvl=7	500.0							
Aroclor-1232	2	4	Avg	----	----	----	----	----	----	----	----	0.0171	5.93	-1	-1	Lvl=7	500.0							
Aroclor-1232	2	5	Avg	----	----	----	----	----	----	----	----	0.0118	6.08	-1	-1	Lvl=7	500.0							
Aroclor-1242	2	1	Avg	----	----	----	----	----	----	----	----	0.0213	4.43	-1	-1	Lvl=8	500.0							
Aroclor-1242	2	2	Avg	----	----	----	----	----	----	----	----	0.0398	4.86	-1	-1	Lvl=8	500.0							
Aroclor-1242	2	3	Avg	----	----	----	----	----	----	----	----	0.0777	5.24	-1	-1	Lvl=8	500.0							
Aroclor-1242	2	4	Avg	----	----	----	----	----	----	----	----	0.0335	5.56	-1	-1	Lvl=8	500.0							
Aroclor-1242	2	5	Avg	----	----	----	----	----	----	----	----	0.0284	5.93	-1	-1	Lvl=8	500.0							
Aroclor-1248	2	1	Avg	----	----	----	----	----	----	----	----	0.0185	4.85	-1	-1	Lvl=9	500.0							
Aroclor-1248	2	2	Avg	----	----	----	----	----	----	----	----	0.0492	5.23	-1	-1	Lvl=9	500.0							
Aroclor-1248	2	3	Avg	----	----	----	----	----	----	----	----	0.0387	5.56	-1	-1	Lvl=9	500.0							

Avg Rsd Col 1: 9.17 Avg Rsd Col 2: 13.72

Flags

c - failed the initial calibration criteria(if applicable)

Note:

Col = Column Number
Mr = MultiPeak Analyte 0=single peak analyte, >0=multi peak analyte (i.e. pcb/chlordane etc..)
Fit = Indicates whehter Avg RF, Linear, or Quadratic Curve was used for compound
Corr 1 = Correlation Coefficient for linear Eq.
Corr 2 = Correlation Coefficient for quad Eq.

All Response Factors = Response Factors / 10000
Initial Calibration Criteria: either %RSD <=20 or Corr >= .995
Columns: Signal #1 db-1701 : Signal #2 db-608

^Lvl: These compounds use a single pt calibration as specified by the method. The file used to update this calibration point is listed in the header under level #

Form 6
Initial Calibration

Method: EPA 8082A

Instrument: GC_3

Level #:	Data File:	Cal Identifier:	Analysis Date/Time	Level #:	Data File:	Cal Identifier:	Analysis Date/Time
1	3G101167.D	CAL 1660@50PPB	06/05/17 19:33	2	3G101168.D	CAL 1660@200PPB	06/05/17 19:48
3	3G101169.D	CAL 1660@500PPB	06/05/17 20:03	4	3G101170.D	CAL 1660@1000PPB	06/05/17 20:18
5	3G101171.D	CAL 1660@2000PPB	06/05/17 20:33	6	3G101172.D	CAL 1660@4000PPB	06/05/17 20:49
7	3G101162.D	CAL 3268@500PPB	06/05/17 18:15	8	3G101163.D	CAL 1242@500PPB	06/05/17 18:31
9	3G101164.D	CAL 1248@500PPB	06/05/17 18:47	10	3G101165.D	CAL 2154@500PPB	06/05/17 19:02

Compound	Col	Mr	Fit:	RF1	RF2	RF3	RF4	RF5	RF6	RF7	RF8	AvgRf	RT	Corr1	Corr2	%Rsd	Calibration Level Concentrations Lvl1	Lvl2	Lvl3	Lvl4	Lvl5	Lvl6	Lvl7	Lvl8
Aroclor-1248	2	4	Avg	----	----	----	----	----	----	----	----	0.0331	6.08	-1	-1	Lvl=9	500.0							
Aroclor-1248	2	5	Avg	----	----	----	----	----	----	----	----	0.0440	6.21	-1	-1	Lvl=9	500.0							
Aroclor-1254	2	1	Avg	----	----	----	----	----	----	----	----	0.0603	6.43	-1	-1	Lvl=10	500.0							
Aroclor-1254	2	2	Avg	----	----	----	----	----	----	----	----	0.0182	6.78	-1	-1	Lvl=10	500.0							
Aroclor-1254	2	3	Avg	----	----	----	----	----	----	----	----	0.0530	7.17	-1	-1	Lvl=10	500.0							
Aroclor-1254	2	4	Avg	----	----	----	----	----	----	----	----	0.0248	7.68	-1	-1	Lvl=10	500.0							
Aroclor-1254	2	5	Avg	----	----	----	----	----	----	----	----	0.0222	8.37	-1	-1	Lvl=10	500.0							
Aroclor-1262	2	1	Avg	----	----	----	----	----	----	----	----	0.0575	7.74	-1	-1	Lvl=11	500.0							
Aroclor-1262	2	2	Avg	----	----	----	----	----	----	----	----	0.0444	8.90	-1	-1	Lvl=11	500.0							
Aroclor-1262	2	3	Avg	----	----	----	----	----	----	----	----	0.0562	9.01	-1	-1	Lvl=11	500.0							
Aroclor-1262	2	4	Avg	----	----	----	----	----	----	----	----	0.0532	9.59	-1	-1	Lvl=11	500.0							
Aroclor-1262	2	5	Avg	----	----	----	----	----	----	----	----	0.0159	10.13	-1	-1	Lvl=11	500.0							
Aroclor-1268	2	1	Avg	----	----	----	----	----	----	----	----	0.00830	8.41	-1	-1	Lvl=7	500.0							
Aroclor-1268	2	2	Avg	----	----	----	----	----	----	----	----	0.0156	8.45	-1	-1	Lvl=7	500.0							
Aroclor-1268	2	3	Avg	----	----	----	----	----	----	----	----	0.0970	9.34	-1	-1	Lvl=7	500.0							
Aroclor-1268	2	4	Avg	----	----	----	----	----	----	----	----	0.0236	9.50	-1	-1	Lvl=7	500.0							
Aroclor-1268	2	5	Avg	----	----	----	----	----	----	----	----	0.351	10.13	-1	-1	Lvl=7	500.0							
DCB-Surrogate	2	0	Avg	1.2283	1.0951	1.0425	1.0113	1.0153	1.0600	----	----	1.08	10.67	0.999	1.00	7.5	5.00	20.00	50.00	100.0	200.0	400.0		

Avg Rsd Col 1: 9.17 Avg Rsd Col 2: 13.72

Flags

c - failed the initial calibration criteria(if applicable)

Note:

Col = Column Number
Mr = MultiPeak Analyte 0=single peak analyte, >0=multi peak analyte (i.e. pcb/chlordane etc.)
Fit = Indicates whehter Avg RF, Linear, or Quadratic Curve was used for compound.
Corr 1 = Correlation Coefficient for linear Eq.
Corr 2 = Correlation Coefficient for quad Eq.

All Response Factors = Response Factors / 10000
Initial Calibration Criteria: either %RSD <=20 or Corr >= .995
Columns: Signal #1 db-1701 : Signal #2 db-608

^Lvl: These compounds use a single pt calibration as specified by the method. The file used to update this calibration point is listed in the header under level #

7062915 0360

7062915 0361

Form 6
Initial Calibration

Method: EPA 8082A

Instrument: GC_2

Level #:	Data File:	Cal Identifier:	Analysis Date/Time	Level #:	Data File:	Cal Identifier:	Analysis Date/Time
1	2G123146.D	CAL 1660@50PPB	06/30/17 18:39	2	2G123147.D	CAL 1660@200PPB	06/30/17 18:55
3	2G123148.D	CAL 1660@500PPB	06/30/17 19:10	4	2G123149.D	CAL 1660@1000PPB	06/30/17 19:26
5	2G123150.D	CAL 1660@2000PPB	06/30/17 19:41	6	2G123151.D	CAL 1660@4000PPB	06/30/17 19:57
7	2G123140.D	CAL 3268@500PPB	06/30/17 16:53	8	2G123141.D	CAL 1242@500PPB	06/30/17 17:09
9	2G123142.D	CAL 1248@500PPB	06/30/17 17:24	10	2G123143.D	CAL 2154@500PPB	06/30/17 17:53

Compound	Col	Mr	Fit:	RF1	RF2	RF3	RF4	RF5	RF6	RF7	RF8	AvgRf	RT	Corr1	Corr2	%Rsd	Calibration Level Concentrations Lvl1	Lvl2	Lvl3	Lvl4	Lvl5	Lvl6	Lvl7	Lvl8
TCMX-Surrogate	1	0	Avg	0.5994	0.5755	0.5683	0.5602	0.5600	0.5521	----	----	0.569	3.88	1.00	1.00	2.9	5.00	20.00	50.00	100.0	200.0	400.0		
Aroclor-1016	1	1	Qua	0.0195	0.0175	0.0159	0.0145	0.0135	0.0123	----	----	0.0156	4.42	0.997	1.00	17	50.00	200.0	500.0	1000.	2000.	4000.		
Aroclor-1016	1	2	Qua	0.0384	0.0358	0.0318	0.0285	0.0259	0.0234	----	----	0.0307	4.79	0.996	1.00	19	50.00	200.0	500.0	1000.	2000.	4000.		
Aroclor-1016	1	3	Qua	0.0724	0.0637	0.0580	0.0528	0.0490	0.0455	----	----	0.0570	5.26	0.998	1.00	17	50.00	200.0	500.0	1000.	2000.	4000.		
Aroclor-1016	1	4	Qua	0.0202	0.0196	0.0183	0.0169	0.0160	0.0153	----	----	0.0178	5.52	0.999	1.00	11	50.00	200.0	500.0	1000.	2000.	4000.		
Aroclor-1016	1	5	Qua	0.0495	0.0464	0.0423	0.0382	0.0351	0.0327	----	----	0.0407	5.63	0.998	1.00	16	50.00	200.0	500.0	1000.	2000.	4000.		
Aroclor-1260	1	1	Qua	0.0425	0.0375	0.0346	0.0316	0.0292	0.0270	----	----	0.0338	7.16	0.998	1.00	17	50.00	200.0	500.0	1000.	2000.	4000.		
Aroclor-1260	1	2	Qua	0.0502	0.0426	0.0392	0.0359	0.0334	0.0311	----	----	0.0388	7.41	0.998	1.00	18	50.00	200.0	500.0	1000.	2000.	4000.		
Aroclor-1260	1	3	Avg	0.0223	0.0214	0.0203	0.0195	0.0192	0.0191	----	----	0.0204	7.61	1.00	1.00	6.4	50.00	200.0	500.0	1000.	2000.	4000.		
Aroclor-1260	1	4	Qua	0.0293	0.0266	0.0249	0.0233	0.0222	0.0213	----	----	0.0246	8.21	0.999	1.00	12	50.00	200.0	500.0	1000.	2000.	4000.		
Aroclor-1260	1	5	Avg	0.0426	0.0401	0.0379	0.0358	0.0357	0.0357	----	----	0.0380	8.94	1.00	1.00	7.5	50.00	200.0	500.0	1000.	2000.	4000.		
Aroclor-1221	1	1	Avg	----	----	----	----	----	----	----	----	0.00777	4.20	-1	-1	Lvl=10	500.0							
Aroclor-1221	1	2	Avg	----	----	----	----	----	----	----	----	0.00516	4.36	-1	-1	Lvl=10	500.0							
Aroclor-1221	1	3	Avg	----	----	----	----	----	----	----	----	0.0213	4.42	-1	-1	Lvl=10	500.0							
Aroclor-1232	1	1	Avg	----	----	----	----	----	----	----	----	0.0159	4.42	-1	-1	Lvl=7	500.0							
Aroclor-1232	1	2	Avg	----	----	----	----	----	----	----	----	0.0148	4.80	-1	-1	Lvl=7	500.0							
Aroclor-1232	1	3	Avg	----	----	----	----	----	----	----	----	0.0249	5.27	-1	-1	Lvl=7	500.0							
Aroclor-1232	1	4	Avg	----	----	----	----	----	----	----	----	0.0117	5.41	-1	-1	Lvl=7	500.0							
Aroclor-1232	1	5	Avg	----	----	----	----	----	----	----	----	0.0119	5.89	-1	-1	Lvl=7	500.0							
Aroclor-1242	1	1	Avg	----	----	----	----	----	----	----	----	0.0135	4.42	-1	-1	Lvl=8	500.0							
Aroclor-1242	1	2	Avg	----	----	----	----	----	----	----	----	0.0249	4.79	-1	-1	Lvl=8	500.0							
Aroclor-1242	1	3	Avg	----	----	----	----	----	----	----	----	0.0453	5.26	-1	-1	Lvl=8	500.0							
Aroclor-1242	1	4	Avg	----	----	----	----	----	----	----	----	0.0319	5.62	-1	-1	Lvl=8	500.0							
Aroclor-1242	1	5	Avg	----	----	----	----	----	----	----	----	0.0205	5.88	-1	-1	Lvl=8	500.0							
Aroclor-1248	1	1	Avg	----	----	----	----	----	----	----	----	0.0119	4.79	-1	-1	Lvl=9	500.0							
Aroclor-1248	1	2	Avg	----	----	----	----	----	----	----	----	0.0283	5.26	-1	-1	Lvl=9	500.0							
Aroclor-1248	1	3	Avg	----	----	----	----	----	----	----	----	0.0493	5.62	-1	-1	Lvl=9	500.0							
Aroclor-1248	1	4	Avg	----	----	----	----	----	----	----	----	0.0258	5.98	-1	-1	Lvl=9	500.0							
Aroclor-1248	1	5	Avg	----	----	----	----	----	----	----	----	0.0287	6.59	-1	-1	Lvl=9	500.0							
Aroclor-1254	1	1	Avg	----	----	----	----	----	----	----	----	0.0124	6.79	-1	-1	Lvl=10	500.0							
Aroclor-1254	1	2	Avg	----	----	----	----	----	----	----	----	0.0396	7.00	-1	-1	Lvl=10	500.0							
Aroclor-1254	1	3	Avg	----	----	----	----	----	----	----	----	0.0230	7.17	-1	-1	Lvl=10	500.0							
Aroclor-1254	1	4	Avg	----	----	----	----	----	----	----	----	0.0337	7.28	-1	-1	Lvl=10	500.0							
Aroclor-1254	1	5	Avg	----	----	----	----	----	----	----	----	0.0156	7.68	-1	-1	Lvl=10	500.0							
Aroclor-1262	1	1	Avg	----	----	----	----	----	----	----	----	0.0443	7.84	-1	-1	Lvl=11	500.0							
Aroclor-1262	1	2	Avg	----	----	----	----	----	----	----	----	0.0229	8.86	-1	-1	Lvl=11	500.0							

Avg Rsd Col 1: 12.98 Avg Rsd Col 2: 17.14

Flags

c - failed the initial calibration criteria(if applicable)

Note:

Col = Column Number
Mr = MultiPeak Analyte 0=single peak analyte, >0=multi peak analyte (i.e. pcb/chlordane etc..)
Fit = Indicates whehter Avg RF, Linear, or Quadratic Curve was used for compound.
Corr 1 = Correlation Coefficient for linear Eq
Corr 2 = Correlation Coefficient for quad Eq.

All Response Factors = Response Factors / 10000
Initial Calibration Criteria: either %RSD <=20 or Corr >= .995
Columns: Signal #1 db-1701 : Signal #2 db-608

^Lvl: These compounds use a single pt calibration as specified by the method. The file used to update this calibration point is listed in the header under level #

7062915 0362

Form 6
Initial Calibration

Method: EPA 8082A

Instrument: GC_2

Level #:	Data File:	Cal Identifier:	Analysis Date/Time	Level #:	Data File:	Cal Identifier:	Analysis Date/Time
1	2G123146.D	CAL 1660@50PPB	06/30/17 18:39	2	2G123147.D	CAL 1660@200PPB	06/30/17 18:55
3	2G123148.D	CAL 1660@500PPB	06/30/17 19:10	4	2G123149.D	CAL 1660@1000PPB	06/30/17 19:26
5	2G123150.D	CAL 1660@2000PPB	06/30/17 19:41	6	2G123151.D	CAL 1660@4000PPB	06/30/17 19:57
7	2G123140.D	CAL 3268@500PPB	06/30/17 16:53	8	2G123141.D	CAL 1242@500PPB	06/30/17 17:09
9	2G123142.D	CAL 1248@500PPB	06/30/17 17:24	10	2G123143.D	CAL 2154@500PPB	06/30/17 17:53

Compound	Col	Mr	Fit:	RF1	RF2	RF3	RF4	RF5	RF6	RF7	RF8	AvgRf	RT	Corr1	Corr2	%Rsd	Calibration Level Concentrations Lvl1	Lvl2	Lvl3	Lvl4	Lvl5	Lvl6	Lvl7	Lvl8
Aroclor-1262	1	3	Avg	----	----	----	----	----	----	----	----	0.0474	8.93	-1	-1	Lvl=11	500.0							
Aroclor-1262	1	4	Avg	----	----	----	----	----	----	----	----	0.0224	9.68	-1	-1	Lvl=11	500.0							
Aroclor-1262	1	5	Avg	----	----	----	----	----	----	----	----	0.00757	10.04	-1	-1	Lvl=11	500.0							
Aroclor-1268	1	1	Avg	----	----	----	----	----	----	----	----	0.00591	8.20	-1	-1	Lvl=7	500.0							
Aroclor-1268	1	2	Avg	----	----	----	----	----	----	----	----	0.00676	8.53	-1	-1	Lvl=7	500.0							
Aroclor-1268	1	3	Avg	----	----	----	----	----	----	----	----	0.0537	9.11	-1	-1	Lvl=7	500.0							
Aroclor-1268	1	4	Avg	----	----	----	----	----	----	----	----	0.0149	9.21	-1	-1	Lvl=7	500.0							
Aroclor-1268	1	5	Avg	----	----	----	----	----	----	----	----	0.165	10.05	-1	-1	Lvl=7	500.0							
DCB-Surrogate	1	0	Qua	0.6171	0.5802	0.5404	0.5051	0.4822	0.4618	----	----	0.531	10.27	0.999	1.00	11	5.00	20.00	50.00	100.0	200.0	400.0		
TCMX-Surrogate	2	0	Avg	0.6894	0.6538	0.6290	0.6075	0.5983	0.5846	----	----	0.627	3.88	1.00	1.00	6.2	5.00	20.00	50.00	100.0	200.0	400.0		
Aroclor-1016	2	1	Qua	0.0219	0.0196	0.0174	0.0158	0.0143	0.0131	----	----	0.0171	4.48	0.997	1.00	20	50.00	200.0	500.0	1000.	2000.	4000.		
Aroclor-1016	2	2	Qua	0.0430	0.0408	0.0355	0.0313	0.0281	0.0250	----	----	0.0340	4.91	0.995	1.00	21	50.00	200.0	500.0	1000.	2000.	4000.		
Aroclor-1016	2	3	Qua	0.0891	0.0775	0.0694	0.0630	0.0577	0.0530	----	----	0.0683	5.29	0.998	1.00	20	50.00	200.0	500.0	1000.	2000.	4000.		
Aroclor-1016	2	4	Qua	0.0409	0.0345	0.0305	0.0272	0.0247	0.0224	----	----	0.0301	5.62	0.997	1.00	23	50.00	200.0	500.0	1000.	2000.	4000.		
Aroclor-1016	2	5	Qua	0.0287	0.0249	0.0224	0.0202	0.0183	0.0166	----	----	0.0219	5.99	0.996	1.00	20	50.00	200.0	500.0	1000.	2000.	4000.		
Aroclor-1260	2	1	Qua	0.0568	0.0498	0.0435	0.0384	0.0347	0.0311	----	----	0.0424	7.31	0.996	1.00	23	50.00	200.0	500.0	1000.	2000.	4000.		
Aroclor-1260	2	2	Qua	0.0619	0.0534	0.0471	0.0423	0.0384	0.0352	----	----	0.0464	7.39	0.997	1.00	21	50.00	200.0	500.0	1000.	2000.	4000.		
Aroclor-1260	2	3	Qua	0.0243	0.0213	0.0202	0.0185	0.0171	0.0165	----	----	0.0197	8.02	0.999	1.00	15	50.00	200.0	500.0	1000.	2000.	4000.		
Aroclor-1260	2	4	Qua	0.0472	0.0427	0.0397	0.0360	0.0337	0.0320	----	----	0.0386	8.38	0.999	1.00	15	50.00	200.0	500.0	1000.	2000.	4000.		
Aroclor-1260	2	5	Avg	0.0367	0.0358	0.0331	0.0312	0.0299	0.0293	----	----	0.0327	9.09	1.00	1.00	9.5	50.00	200.0	500.0	1000.	2000.	4000.		
Aroclor-1221	2	1	Avg	----	----	----	----	----	----	----	----	0.00917	4.26	-1	-1	Lvl=10	500.0							
Aroclor-1221	2	2	Avg	----	----	----	----	----	----	----	----	0.00604	4.42	-1	-1	Lvl=10	500.0							
Aroclor-1221	2	3	Avg	----	----	----	----	----	----	----	----	0.0199	4.48	-1	-1	Lvl=10	500.0							
Aroclor-1232	2	1	Avg	----	----	----	----	----	----	----	----	0.0152	4.48	-1	-1	Lvl=7	500.0							
Aroclor-1232	2	2	Avg	----	----	----	----	----	----	----	----	0.0170	4.91	-1	-1	Lvl=7	500.0							
Aroclor-1232	2	3	Avg	----	----	----	----	----	----	----	----	0.0293	5.29	-1	-1	Lvl=7	500.0							
Aroclor-1232	2	4	Avg	----	----	----	----	----	----	----	----	0.0140	5.62	-1	-1	Lvl=7	500.0							
Aroclor-1232	2	5	Avg	----	----	----	----	----	----	----	----	0.00855	6.14	-1	-1	Lvl=7	500.0							
Aroclor-1242	2	1	Avg	----	----	----	----	----	----	----	----	0.0146	4.48	-1	-1	Lvl=8	500.0							
Aroclor-1242	2	2	Avg	----	----	----	----	----	----	----	----	0.0280	4.91	-1	-1	Lvl=8	500.0							
Aroclor-1242	2	3	Avg	----	----	----	----	----	----	----	----	0.0541	5.29	-1	-1	Lvl=8	500.0							
Aroclor-1242	2	4	Avg	----	----	----	----	----	----	----	----	0.0237	5.62	-1	-1	Lvl=8	500.0							
Aroclor-1242	2	5	Avg	----	----	----	----	----	----	----	----	0.0204	5.99	-1	-1	Lvl=8	500.0							
Aroclor-1248	2	1	Avg	----	----	----	----	----	----	----	----	0.0134	4.91	-1	-1	Lvl=9	500.0							
Aroclor-1248	2	2	Avg	----	----	----	----	----	----	----	----	0.0339	5.29	-1	-1	Lvl=9	500.0							
Aroclor-1248	2	3	Avg	----	----	----	----	----	----	----	----	0.0266	5.62	-1	-1	Lvl=9	500.0							

Avg Rsd Col 1: 12.98 Avg Rsd Col 2: 17.14

Flags

c - failed the initial calibration criteria(if applicable)

Note:

Col = Column Number
Mr = MultiPeak Analyte 0=single peak analyte, >0=multi peak analyte (i.e. pcb/chlordane etc.)
Fit = Indicates whehter Avg RF, Linear, or Quadratic Curve was used for compound.
Corr 1 = Correlation Coefficient for linear Eq.
Corr 2 = Correlation Coefficient for quad Eq.

All Response Factors = Response Factors / 10000
Initial Calibration Criteria: either %RSD <=20 or Corr >= .995
Columns: Signal #1 db-1701 : Signal #2 db-608

^Lvl: These compounds use a single pt calibration as specified by the method. The file used to update this calibration point is listed in the header under level #

7062915 0363

Form 6
Initial Calibration

Method: EPA 8082A

Instrument: GC_2

Level #:	Data File:	Cal Identifier:	Analysis Date/Time	Level #:	Data File:	Cal Identifier:	Analysis Date/Time
1	2G123146.D	CAL 1660@50PPB	06/30/17 18:39	2	2G123147.D	CAL 1660@200PPB	06/30/17 18:55
3	2G123148.D	CAL 1660@500PPB	06/30/17 19:10	4	2G123149.D	CAL 1660@1000PPB	06/30/17 19:26
5	2G123150.D	CAL 1660@2000PPB	06/30/17 19:41	6	2G123151.D	CAL 1660@4000PPB	06/30/17 19:57
7	2G123140.D	CAL 3268@500PPB	06/30/17 16:53	8	2G123141.D	CAL 1242@500PPB	06/30/17 17:09
9	2G123142.D	CAL 1248@500PPB	06/30/17 17:24	10	2G123143.D	CAL 2154@500PPB	06/30/17 17:53

Compound	Col	Mr	Fit:	RF1	RF2	RF3	RF4	RF5	RF6	RF7	RF8	AvgRf	RT	Corr1	Corr2	%Rsd	Calibration Level Concentrations Lvl1	Lvl2	Lvl3	Lvl4	Lvl5	Lvl6	Lvl7	Lvl8
Aroclor-1248	2	4	Avg	----	----	----	----	----	----	----	----	0.0240	6.14	-1	-1	Lvl=9	500.0							
Aroclor-1248	2	5	Avg	----	----	----	----	----	----	----	----	0.0315	6.27	-1	-1	Lvl=9	500.0							
Aroclor-1254	2	1	Avg	----	----	----	----	----	----	----	----	0.0417	6.49	-1	-1	Lvl=10	500.0							
Aroclor-1254	2	2	Avg	----	----	----	----	----	----	----	----	0.0132	6.84	-1	-1	Lvl=10	500.0							
Aroclor-1254	2	3	Avg	----	----	----	----	----	----	----	----	0.0367	7.23	-1	-1	Lvl=10	500.0							
Aroclor-1254	2	4	Avg	----	----	----	----	----	----	----	----	0.0179	7.75	-1	-1	Lvl=10	500.0							
Aroclor-1254	2	5	Avg	----	----	----	----	----	----	----	----	0.0157	8.44	-1	-1	Lvl=10	500.0							
Aroclor-1262	2	1	Avg	----	----	----	----	----	----	----	----	0.0396	7.81	-1	-1	Lvl=11	500.0							
Aroclor-1262	2	2	Avg	----	----	----	----	----	----	----	----	0.0308	8.97	-1	-1	Lvl=11	500.0							
Aroclor-1262	2	3	Avg	----	----	----	----	----	----	----	----	0.0362	9.08	-1	-1	Lvl=11	500.0							
Aroclor-1262	2	4	Avg	----	----	----	----	----	----	----	----	0.0365	9.68	-1	-1	Lvl=11	500.0							
Aroclor-1262	2	5	Avg	----	----	----	----	----	----	----	----	0.00978	10.24	-1	-1	Lvl=11	500.0							
Aroclor-1268	2	1	Avg	----	----	----	----	----	----	----	----	0.00578	8.48	-1	-1	Lvl=7	500.0							
Aroclor-1268	2	2	Avg	----	----	----	----	----	----	----	----	0.0111	8.52	-1	-1	Lvl=7	500.0							
Aroclor-1268	2	3	Avg	----	----	----	----	----	----	----	----	0.0649	9.43	-1	-1	Lvl=7	500.0							
Aroclor-1268	2	4	Avg	----	----	----	----	----	----	----	----	0.0182	9.59	-1	-1	Lvl=7	500.0							
Aroclor-1268	2	5	Avg	----	----	----	----	----	----	----	----	0.207	10.24	-1	-1	Lvl=7	500.0							
DCB-Surrogate	2	0	Qua	0.8172	0.7437	0.6844	0.6401	0.6082	0.5794	----	----	0.679	10.80	0.999	1.00	13	5.00	20.00	50.00	100.0	200.0	400.0		

Avg Rsd Col 1: 12.98 Avg Rsd Col 2: 17.14

Flags

c - failed the initial calibration criteria(if applicable)

Note:

Col = Column Number
Mr = MultiPeak Analyte 0=single peak analyte..>0=multi peak analyte (i.e. pcb/chlordane etc..)
Fit = Indicates whehter Avg RF, Linear, or Quadratic Curve was used for compound
Corr 1 = Correlation Coefficient for linear Eq.
Corr 2 = Correlation Coefficient for quad Eq.

All Response Factors = Response Factors / 10000
Initial Calibration Criteria: either %RSD <=20 or Corr >= .995
Columns: Signal #1 db-1701 : Signal #2 db-608

^Lvl: These compounds use a single pt calibration as specified by the method. The file used to update this calibration point is listed in the header under level #

Form7
Continuing Calibration

Method: EPA 8082A

Data File:				2G123166.D			2G123177.D			2G123192.D			3G102174.D			3G102186.D			
Method:				8082			8082			8082			8082			8082			
Calibration Name:				CAL 1660@500PP			CAL 1660@500PP			CAL 1660@500PP			CAL 1660@500PP			CAL 1660@500PP			
Calibration Date/Time				07/03/17 12:29			07/03/17 17:48			07/03/17 21:41			07/03/17 13:51			07/03/17 18:01			
Compound	Limit	Col	Mr	Conc	Conc Exp	%Diff	Conc	Conc Exp	%Diff	Conc	Conc Exp	%Diff	Conc	Conc Exp	%Diff	Conc	Conc Exp	%Diff	
TCMX-Surrogate	20	1	0	43.6	50	12.8	49.73	50	0.5	50.46	50	0.9	41.02	50	18.0	46.28	50	7.4	
Aroclor-1016	20	1	1	435.6	500	12.9	533.2	500	6.6	554.3	500	10.9	444.3	500	11.1	502.8	500	0.6	
Aroclor-1016	20	1	2	478.1	500	4.4	552.4	500	10.5	565.8	500	13.2	463.8	500	7.2	518.2	500	3.6	
Aroclor-1016	20	1	3	429.3	500	14.1	534.1	500	6.8	555.6	500	11.1	423.3	500	15.3	480.8	500	3.8	
Aroclor-1016	20	1	4	447.9	500	10.4	531.4	500	6.3	548.2	500	9.6	428.5	500	14.3	487.2	500	2.6	
Aroclor-1016	20	1	5	466.4	500	6.7	547	500	9.4	565.3	500	13.1	435	500	13.0	494.7	500	1.1	
Aroclor-1260	20	1	1	460.5	500	7.9	543.3	500	8.7	560.8	500	12.2	446.1	500	10.8	513.7	500	2.7	
Aroclor-1260	20	1	2	445.6	500	10.9	534.2	500	6.8	557.7	500	11.5	439.8	500	12.0	509.5	500	1.9	
Aroclor-1260	20	1	3	417.1	500	16.6	493.4	500	1.3	512.9	500	2.6	389.3	500	22.1*	456.0	500	8.8	
Aroclor-1260	20	1	4	454.9	500	9.0	534.3	500	6.9	545.0	500	9.0	436.5	500	12.7	500.9	500	0.2	
Aroclor-1260	20	1	5	420.9	500	15.8	500.4	500	0.1	513.3	500	2.7	399.3	500	20.1	464	500	7.2	
DCB-Surrogate	20	1	0	45.3	50	9.4	54.62	50	9.2	51.3	50	2.6	39.62	50	20.8*	45.86	50	8.3	
Average Difference	20	1	0			10.9			6.1			8.3			14.8			4.0	
TCMX-Surrogate	20	2	0	42.47	50	15.1	48.86	50	2.3	52.39	50	4.8	40.33	50	19.3	46.18	50	7.6	
Aroclor-1016	20	2	1	479.8	500	4.0	538.6	500	7.7	562.8	500	12.6	468.6	500	6.3	528.9	500	5.8	
Aroclor-1016	20	2	2	479.2	500	4.2	550.2	500	10.0	563.8	500	12.8	477.0	500	4.6	537.2	500	7.4	
Aroclor-1016	20	2	3	451.9	500	9.6	530.4	500	6.1	543.4	500	8.7	465.8	500	6.8	522.0	500	4.4	
Aroclor-1016	20	2	4	461.5	500	7.7	536.2	500	7.2	554.4	500	10.9	471.5	500	5.7	532.5	500	6.5	
Aroclor-1016	20	2	5	451.0	500	9.8	523.2	500	4.6	544.2	500	8.8	473.2	500	5.4	529.4	500	5.9	
Aroclor-1260	20	2	1	460.6	500	7.9	534.5	500	6.9	551.9	500	10.4	473.2	500	5.4	528.2	500	5.6	
Aroclor-1260	20	2	2	454.4	500	9.1	533.3	500	6.7	549.0	500	9.8	472.8	500	5.4	530.2	500	6.0	
Aroclor-1260	20	2	3	462.3	500	7.5	513.4	500	2.7	532.5	500	6.5	584.6	500	16.9	583.4	500	16.7	
Aroclor-1260	20	2	4	433.2	500	13.4	518.8	500	3.8	522.4	500	4.5	477.2	500	4.6	494.6	500	1.1	
Aroclor-1260	20	2	5	406.4	500	18.7	479.5	500	4.1	487.4	500	2.5	450.6	500	9.9	486.2	500	2.8	
DCB-Surrogate	20	2	0	43.08	50	13.8	50.21	50	0.4	48.4	50	3.2	44.91	50	10.2	45.75	50	8.5	
Average Difference	20	2	0			10.1			5.2			7.9			8.4			6.5	

Flags/Notes: **** - Values outside of limits for this column/run***

Form7
Continuing Calibration

Method: EPA 8082A

Data File:				3G102199.D			3G102238.D			3G102245.D									
Method:				8082			8082			8082									
Calibration Name:				CAL 1660@500PP			CAL 1660@500PP			CAL 1660@500PP									
Calibration Date/Time				07/03/17 21:19			07/07/17 09:40			07/07/17 12:31									
Compound	Limit	Col	Mr	Conc	Conc Exp	%Diff	Conc	Conc Exp	%Diff	Conc	Conc Exp	%Diff	Conc	Conc Exp	%Diff	Conc	Conc Exp	%Diff
TCMX-Surrogate	20	1	0	43.77	50	12.5	42.53	50	14.9	42.14	50	15.7						
Aroclor-1016	20	1	1	475.7	500	4.9	492.7	500	1.5	466.7	500	6.7						
Aroclor-1016	20	1	2	495.7	500	0.9	499.8	500	0.0	482.3	500	3.6						
Aroclor-1016	20	1	3	455.5	500	8.9	445.3	500	10.9	447.2	500	10.6						
Aroclor-1016	20	1	4	468.1	500	6.4	473.6	500	5.3	458.2	500	8.4						
Aroclor-1016	20	1	5	486.6	500	2.7	494.3	500	1.1	465.5	500	6.9						
Aroclor-1260	20	1	1	496.9	500	0.6	501.6	500	0.3	489.3	500	2.1						
Aroclor-1260	20	1	2	494.5	500	1.1	496.7	500	0.7	487.3	500	2.5						
Aroclor-1260	20	1	3	437.5	500	12.5	451.7	500	9.7	492.6	500	1.5						
Aroclor-1260	20	1	4	478.8	500	4.2	488.5	500	2.3	464.0	500	7.2						
Aroclor-1260	20	1	5	454.4	500	9.1	455	500	9.0	433.3	500	13.3						
DCB-Surrogate	20	1	0	43.87	50	12.3	41.3	50	17.4	37.56	50	24.9*						
Average Difference	20	1	0			6.3			6.1			8.6						
TCMX-Surrogate	20	2	0	44.5	50	11.0	41.51	50	17.0	40.85	50	18.3						
Aroclor-1016	20	2	1	506.3	500	1.3	498.8	500	0.3	470.2	500	6.0						
Aroclor-1016	20	2	2	518.5	500	3.7	499.2	500	0.2	479.5	500	4.1						
Aroclor-1016	20	2	3	502.9	500	0.6	485.1	500	3.0	462.7	500	7.5						
Aroclor-1016	20	2	4	514.0	500	2.8	488.9	500	2.2	479.8	500	4.0						
Aroclor-1016	20	2	5	511.7	500	2.3	483.7	500	3.3	472.3	500	5.5						
Aroclor-1260	20	2	1	524.6	500	4.9	514	500	2.8	471	500	5.8						
Aroclor-1260	20	2	2	528.8	500	5.8	520.2	500	4.0	471.7	500	5.7						
Aroclor-1260	20	2	3	567.1	500	13.4	600.9	500	20.2	528.7	500	5.7						
Aroclor-1260	20	2	4	489.1	500	2.2	493.7	500	1.3	439.3	500	12.1						
Aroclor-1260	20	2	5	479.6	500	4.1	490.8	500	1.9	435.2	500	13.0						
DCB-Surrogate	20	2	0	43.91	50	12.2	43.05	50	13.9	35.29	50	29.4*						
Average Difference	20	2	0			5.4			5.8			9.8						

Flags/Notes: **** - Values outside of limits for this column/run***

Form7

RtWindow Summary

Method: EPA 8082A

			Data File:		2G123146.D		3G101167.D		2G123166.D		2G123177.D		3G102174.D	
			Calibration Name:		CAL 1660@50PPB		CAL 1660@50PPB		CAL 1660@500PPB		CAL 1660@500PPB		CAL 1660@500PPB	
			Calibration Date/Time		6/30/2017 6:39:00 PM		6/5/2017 7:33:00 PM		7/3/2017 12:29:00 PM		7/3/2017 5:48:00 PM		7/3/2017 1:51:00 PM	
Compound	Col	Mr		Cal RT	Limit	Cal RT	Limit	Cal RT	Limit	Cal RT	Limit	Cal RT	Limit
TCMX-Surrogate	1	0		3.88	(3.82 - 3.94)	3.81	(3.75 - 3.87)	3.88	(3.82 - 3.94)	3.88	(3.82 - 3.94)	3.81	(3.75 - 3.87)
Aroclor-1016	1	1		4.42	(4.38 - 4.46)	4.32	(4.28 - 4.36)	4.42	(4.38 - 4.46)	4.42	(4.38 - 4.46)	4.31	(4.27 - 4.35)
Aroclor-1016	1	2		4.79	(4.75 - 4.83)	4.69	(4.65 - 4.73)	4.79	(4.75 - 4.83)	4.79	(4.75 - 4.83)	4.68	(4.64 - 4.72)
Aroclor-1016	1	3		5.26	(5.22 - 5.30)	5.15	(5.11 - 5.19)	5.26	(5.22 - 5.30)	5.26	(5.22 - 5.30)	5.14	(5.10 - 5.18)
Aroclor-1016	1	4		5.52	(5.48 - 5.56)	5.40	(5.36 - 5.44)	5.52	(5.48 - 5.56)	5.52	(5.48 - 5.56)	5.39	(5.35 - 5.43)
Aroclor-1016	1	5		5.63	(5.59 - 5.67)	5.52	(5.48 - 5.56)	5.62	(5.58 - 5.66)	5.62	(5.58 - 5.66)	5.50	(5.46 - 5.54)
Aroclor-1260	1	1		7.16	(7.12 - 7.20)	7.02	(6.98 - 7.06)	7.16	(7.12 - 7.20)	7.16	(7.12 - 7.20)	7.01	(6.97 - 7.05)
Aroclor-1260	1	2		7.41	(7.37 - 7.45)	7.27	(7.23 - 7.31)	7.41	(7.37 - 7.45)	7.41	(7.37 - 7.45)	7.26	(7.22 - 7.30)
Aroclor-1260	1	3		7.61	(7.57 - 7.65)	7.47	(7.43 - 7.51)	7.62	(7.58 - 7.66)	7.61	(7.57 - 7.65)	7.46	(7.42 - 7.50)
Aroclor-1260	1	4		8.21	(8.17 - 8.25)	8.06	(8.02 - 8.10)	8.21	(8.17 - 8.25)	8.21	(8.17 - 8.25)	8.05	(8.01 - 8.09)
Aroclor-1260	1	5		8.94	(8.90 - 8.98)	8.77	(8.73 - 8.81)	8.94	(8.90 - 8.98)	8.94	(8.90 - 8.98)	8.76	(8.72 - 8.80)
Aroclor-1221	1	1		4.20	(4.16 - 4.24)	4.12	(4.08 - 4.16)						
Aroclor-1221	1	2		4.36	(4.32 - 4.40)	4.26	(4.22 - 4.30)						
Aroclor-1221	1	3		4.42	(4.38 - 4.46)	4.32	(4.28 - 4.36)						
Aroclor-1232	1	1		4.42	(4.38 - 4.46)	4.33	(4.29 - 4.37)						
Aroclor-1232	1	2		4.80	(4.76 - 4.84)	4.69	(4.65 - 4.73)						
Aroclor-1232	1	3		5.27	(5.23 - 5.31)	5.16	(5.12 - 5.20)						
Aroclor-1232	1	4		5.41	(5.37 - 5.45)	5.30	(5.26 - 5.34)						
Aroclor-1232	1	5		5.89	(5.85 - 5.93)	5.76	(5.72 - 5.80)						
Aroclor-1242	1	1		4.42	(4.38 - 4.46)	4.32	(4.28 - 4.36)						
Aroclor-1242	1	2		4.79	(4.75 - 4.83)	4.69	(4.65 - 4.73)						
Aroclor-1242	1	3		5.26	(5.22 - 5.30)	5.15	(5.11 - 5.19)						
Aroclor-1242	1	4		5.62	(5.58 - 5.66)	5.52	(5.48 - 5.56)						
Aroclor-1242	1	5		5.88	(5.84 - 5.92)	5.76	(5.72 - 5.80)						
Aroclor-1248	1	1		4.79	(4.75 - 4.83)	4.69	(4.65 - 4.73)						
Aroclor-1248	1	2		5.26	(5.22 - 5.30)	5.15	(5.11 - 5.19)						
Aroclor-1248	1	3		5.62	(5.58 - 5.66)	5.50	(5.46 - 5.54)						
Aroclor-1248	1	4		5.98	(5.94 - 6.02)	5.86	(5.82 - 5.90)						
Aroclor-1248	1	5		6.59	(6.55 - 6.63)	6.46	(6.42 - 6.50)						
Aroclor-1254	1	1		6.79	(6.75 - 6.83)	6.66	(6.62 - 6.70)						
Aroclor-1254	1	2		7.00	(6.96 - 7.04)	6.86	(6.82 - 6.90)						
Aroclor-1254	1	3		7.16	(7.12 - 7.20)	7.03	(6.99 - 7.07)						
Aroclor-1254	1	4		7.28	(7.24 - 7.32)	7.14	(7.10 - 7.18)						
Aroclor-1254	1	5		7.68	(7.64 - 7.72)	7.53	(7.49 - 7.57)						
Aroclor-1262	1	1		7.84	(7.80 - 7.88)	7.70	(7.66 - 7.74)						
Aroclor-1262	1	2		8.86	(8.82 - 8.90)	8.70	(8.66 - 8.74)						
Aroclor-1262	1	3		8.93	(8.89 - 8.97)	8.77	(8.73 - 8.81)						
Aroclor-1262	1	4		9.68	(9.64 - 9.72)	9.48	(9.44 - 9.52)						
Aroclor-1262	1	5		10.04	(10.00 - 10.08)	9.84	(9.80 - 9.88)						
Aroclor-1268	1	1		8.20	(8.16 - 8.24)	8.06	(8.02 - 8.10)						
Aroclor-1268	1	2		8.53	(8.49 - 8.57)	8.38	(8.34 - 8.42)						
Aroclor-1268	1	3		9.11	(9.07 - 9.15)	8.95	(8.91 - 8.99)						
Aroclor-1268	1	4		9.21	(9.17 - 9.25)	9.05	(9.01 - 9.09)						
Aroclor-1268	1	5		10.05	(10.01 - 10.09)	9.84	(9.80 - 9.88)						
DCB-Surrogate	1	0		10.27	(10.21 - 10.33)	10.05	(9.99 - 10.11)	10.27	(10.21 - 10.33)	10.27	(10.21 - 10.33)	10.04	(9.98 - 10.10)
TCMX-Surrogate	2	0		3.88	(3.82 - 3.94)	3.83	(3.77 - 3.89)	3.88	(3.82 - 3.94)	3.88	(3.82 - 3.94)	3.83	(3.77 - 3.89)
Aroclor-1016	2	1		4.48	(4.44 - 4.52)	4.43	(4.39 - 4.47)	4.49	(4.45 - 4.53)	4.48	(4.44 - 4.52)	4.43	(4.39 - 4.47)
Aroclor-1016	2	2		4.91	(4.87 - 4.95)	4.85	(4.81 - 4.89)	4.91	(4.87 - 4.95)	4.91	(4.87 - 4.95)	4.85	(4.81 - 4.89)
Aroclor-1016	2	3		5.29	(5.25 - 5.33)	5.24	(5.20 - 5.28)	5.29	(5.25 - 5.33)	5.29	(5.25 - 5.33)	5.23	(5.19 - 5.27)
Aroclor-1016	2	4		5.62	(5.58 - 5.66)	5.56	(5.52 - 5.60)	5.62	(5.58 - 5.66)	5.62	(5.58 - 5.66)	5.56	(5.52 - 5.60)
Aroclor-1016	2	5		5.99	(5.95 - 6.03)	5.93	(5.89 - 5.97)	6.00	(5.96 - 6.04)	6.00	(5.96 - 6.04)	5.93	(5.89 - 5.97)
Aroclor-1260	2	1		7.31	(7.27 - 7.35)	7.24	(7.20 - 7.28)	7.31	(7.27 - 7.35)	7.31	(7.27 - 7.35)	7.24	(7.20 - 7.28)
Aroclor-1260	2	2		7.39	(7.35 - 7.43)	7.32	(7.28 - 7.36)	7.39	(7.35 - 7.43)	7.39	(7.35 - 7.43)	7.32	(7.28 - 7.36)
Aroclor-1260	2	3		8.02	(7.98 - 8.06)	7.95	(7.91 - 7.99)	8.02	(7.98 - 8.06)	8.02	(7.98 - 8.06)	7.95	(7.91 - 7.99)
Aroclor-1260	2	4		8.38	(8.34 - 8.42)	8.31	(8.27 - 8.35)	8.39	(8.35 - 8.43)	8.39	(8.35 - 8.43)	8.31	(8.27 - 8.35)
Aroclor-1260	2	5		9.09	(9.05 - 9.13)	9.01	(8.97 - 9.05)	9.09	(9.05 - 9.13)	9.09	(9.05 - 9.13)	9.01	(8.97 - 9.05)
Aroclor-1221	2	1		4.26	(4.22 - 4.30)	4.22	(4.18 - 4.26)						
Aroclor-1221	2	2		4.42	(4.38 - 4.46)	4.37	(4.33 - 4.41)						
Aroclor-1221	2	3		4.48	(4.44 - 4.52)	4.43	(4.39 - 4.47)						
Aroclor-1232	2	1		4.48	(4.44 - 4.52)	4.43	(4.39 - 4.47)						
Aroclor-1232	2	2		4.91	(4.87 - 4.95)	4.85	(4.81 - 4.89)						
Aroclor-1232	2	3		5.29	(5.25 - 5.33)	5.24	(5.20 - 5.28)						
Aroclor-1232	2	4		5.62	(5.58 - 5.66)	5.93	(5.89 - 5.97)						
Aroclor-1232	2	5		6.14	(6.10 - 6.18)	6.08	(6.04 - 6.12)						
Aroclor-1242	2	1		4.48	(4.44 - 4.52)	4.43	(4.39 - 4.47)						
Aroclor-1242	2	2		4.91	(4.87 - 4.95)	4.86	(4.82 - 4.90)						
Aroclor-1242	2	3		5.29	(5.25 - 5.33)	5.24	(5.20 - 5.28)						
Aroclor-1242	2	4		5.62	(5.58 - 5.66)	5.56	(5.52 - 5.60)						
Aroclor-1242	2	5		5.99	(5.95 - 6.03)	5.93	(5.89 - 5.97)						
Aroclor-1248	2	1		4.91	(4.87 - 4.95)	4.85	(4.81 - 4.89)						
Aroclor-1248	2	2		5.29	(5.25 - 5.33)	5.23	(5.19 - 5.27)						
Aroclor-1248	2	3		5.62	(5.58 - 5.66)	5.56	(5.52 - 5.60)						
Aroclor-1248	2	4		6.14	(6.10 - 6.18)	6.08	(6.04 - 6.12)						
Aroclor-1248	2	5		6.27	(6.23 - 6.31)	6.21	(6.17 - 6.25)						
Aroclor-1254	2	1		6.49	(6.45 - 6.53)	6.43	(6.39 - 6.47)						
Aroclor-1254	2	2		6.84	(6.80 - 6.88)	6.78	(6.74 - 6.82)						
Aroclor-1254	2	3		7.23	(7.19 - 7.27)	7.17	(7.13 - 7.21)						
Aroclor-1254	2	4		7.75	(7.71 - 7.79)	7.68	(7.64 - 7.72)						
Aroclor-1254	2	5		8.44	(8.40 - 8.48)	8.37	(8.33 - 8.41)						
Aroclor-1262	2	1		7.81	(7.77 - 7.85)	7.74	(7.70 - 7.78)						
Aroclor-1262	2	2		8.97	(8.93 - 9.01)	8.90	(8.86 - 8.94)						
Aroclor-1262	2	3		9.08	(9.04 - 9.12)	9.01	(8.97 - 9.05)						
Aroclor-1262	2	4		9.68	(9.64 - 9.72)	9.59	(9.55 - 9.63)						
Aroclor-1262	2	5		10.24	(10.20 - 10.28)	10.13	(10.09 - 10.17)						
Aroclor-1268	2	1		8.48	(8.44 - 8.52)	8.41	(8.37 - 8.45)						
Aroclor-1268	2	2		8.52	(8.48 - 8.56)	8.45	(8.41 - 8.49)						
Aroclor-1268	2	3		9.43	(9.39 - 9.47)	9.34	(9.30 - 9.38)						
Aroclor-1268	2	4		9.59	(9.55 - 9.63)	9.50	(9.46 - 9.54)						
Aroclor-1268	2	5		10.24	(10.20 - 10.28)	10.13	(10.09 - 10.17)						
DCB-Surrogate	2	0		10.80	(10.74 - 10.86)	10.67	(10.61 - 10.73)	10.80	(10.74 - 10.86)	10.80	(10.74 - 10.86)	10.67	(10.61 - 10.73)

Form7

RtWindow Summary

Method: EPA 8082A

Data File:			3G102186.D		3G102238.D									
Calibration Name:			CAL 1660@500PPB		CAL 1660@500PPB									
Calibration Date/Time			7/3/2017 6:01:00 PM		7/7/2017 9:40:00 AM									
Compound	Col	Mr	Cal RT	Limit	Cal RT	Limit	Cal RT	Limit	Cal RT	Limit	Cal RT	Limit
TCMX-Surrogate	1	0	3.81	(3.75 - 3.87)	3.81	(3.75 - 3.87)						
Aroclor-1016	1	1	4.32	(4.28 - 4.36)	4.32	(4.28 - 4.36)						
Aroclor-1016	1	2	4.68	(4.64 - 4.72)	4.68	(4.64 - 4.72)						
Aroclor-1016	1	3	5.15	(5.11 - 5.19)	5.15	(5.11 - 5.19)						
Aroclor-1016	1	4	5.39	(5.35 - 5.43)	5.39	(5.35 - 5.43)						
Aroclor-1016	1	5	5.51	(5.47 - 5.55)	5.51	(5.47 - 5.55)						
Aroclor-1260	1	1	7.01	(6.97 - 7.05)	7.01	(6.97 - 7.05)						
Aroclor-1260	1	2	7.27	(7.23 - 7.31)	7.27	(7.23 - 7.31)						
Aroclor-1260	1	3	7.46	(7.42 - 7.50)	7.46	(7.42 - 7.50)						
Aroclor-1260	1	4	8.05	(8.01 - 8.09)	8.05	(8.01 - 8.09)						
Aroclor-1260	1	5	8.77	(8.73 - 8.81)	8.77	(8.73 - 8.81)						
Aroclor-1221	1	1										
Aroclor-1221	1	2										
Aroclor-1221	1	3										
Aroclor-1232	1	1										
Aroclor-1232	1	2										
Aroclor-1232	1	3										
Aroclor-1232	1	4										
Aroclor-1232	1	5										
Aroclor-1242	1	1										
Aroclor-1242	1	2										
Aroclor-1242	1	3										
Aroclor-1242	1	4										
Aroclor-1242	1	5										
Aroclor-1248	1	1										
Aroclor-1248	1	2										
Aroclor-1248	1	3										
Aroclor-1248	1	4										
Aroclor-1248	1	5										
Aroclor-1254	1	1										
Aroclor-1254	1	2										
Aroclor-1254	1	3										
Aroclor-1254	1	4										
Aroclor-1254	1	5										
Aroclor-1262	1	1										
Aroclor-1262	1	2										
Aroclor-1262	1	3										
Aroclor-1262	1	4										
Aroclor-1262	1	5										
Aroclor-1268	1	1										
Aroclor-1268	1	2										
Aroclor-1268	1	3										
Aroclor-1268	1	4										
Aroclor-1268	1	5										
DCB-Surrogate	1	0	10.04	(9.98 - 10.10)	10.04	(9.98 - 10.10)						
TCMX-Surrogate	2	0	3.83	(3.77 - 3.89)	3.84	(3.78 - 3.90)						
Aroclor-1016	2	1	4.43	(4.39 - 4.47)	4.43	(4.39 - 4.47)						
Aroclor-1016	2	2	4.85	(4.81 - 4.89)	4.86	(4.82 - 4.90)						
Aroclor-1016	2	3	5.24	(5.20 - 5.28)	5.24	(5.20 - 5.28)						
Aroclor-1016	2	4	5.56	(5.52 - 5.60)	5.56	(5.52 - 5.60)						
Aroclor-1016	2	5	5.93	(5.89 - 5.97)	5.94	(5.90 - 5.98)						
Aroclor-1260	2	1	7.24	(7.20 - 7.28)	7.24	(7.20 - 7.28)						
Aroclor-1260	2	2	7.32	(7.28 - 7.36)	7.33	(7.29 - 7.37)						
Aroclor-1260	2	3	7.95	(7.91 - 7.99)	7.95	(7.91 - 7.99)						
Aroclor-1260	2	4	8.31	(8.27 - 8.35)	8.31	(8.27 - 8.35)						
Aroclor-1260	2	5	9.01	(8.97 - 9.05)	9.01	(8.97 - 9.05)						
Aroclor-1221	2	1										
Aroclor-1221	2	2										
Aroclor-1221	2	3										
Aroclor-1232	2	1										
Aroclor-1232	2	2										
Aroclor-1232	2	3										
Aroclor-1232	2	4										
Aroclor-1232	2	5										
Aroclor-1242	2	1										
Aroclor-1242	2	2										
Aroclor-1242	2	3										
Aroclor-1242	2	4										
Aroclor-1242	2	5										
Aroclor-1248	2	1										
Aroclor-1248	2	2										
Aroclor-1248	2	3										
Aroclor-1248	2	4										
Aroclor-1248	2	5										
Aroclor-1254	2	1										
Aroclor-1254	2	2										
Aroclor-1254	2	3										
Aroclor-1254	2	4										
Aroclor-1254	2	5										
Aroclor-1262	2	1										
Aroclor-1262	2	2										
Aroclor-1262	2	3										
Aroclor-1262	2	4										
Aroclor-1262	2	5										
Aroclor-1268	2	1										
Aroclor-1268	2	2										
Aroclor-1268	2	3										
Aroclor-1268	2	4										
Aroclor-1268	2	5										
DCB-Surrogate	2	0	10.67	(10.61 - 10.73)	10.67	(10.61 - 10.73)						

Pesticide Data

Form1

ORGANICS PESTICIDE REPORT

Sample Number: AC98737-008
Client Id: SB-24C
Data File: 6G78434.D
Analysis Date: 07/06/17 03:22
Date Rec/Extracted: 06/29/17-07/03/17
Column: DB-17/1701P 30M 0.32mm ID 0.25um film

Method: EPA 8081B
Matrix: Soil
Initial Vol: 20g
Final Vol: 10ml
Dilution: 1
Solids: 85

Units: mg/Kg

Cas #	Compound	RL	Conc	Cas #	Compound	RL	Conc
5103-71-9	a-chlordane	0.0059	U	53494-70-5	Endrin Ketone	0.0059	U
309-00-2	Aldrin	0.0059	U	58-89-9	gamma-BHC	0.0012	U
319-84-6	alpha-BHC	0.0012	U	76-44-8	Heptachlor	0.0059	U
319-85-7	beta-BHC	0.0012	U	1024-57-3	Heptachlor Epoxide	0.0059	U
319-86-8	delta-BHC	0.0059	U	72-43-5	Methoxychlor	0.0059	U
60-57-1	Dieldrin	0.0012	U	72-54-8	p,p'-DDD	0.0029	U
959-98-8	Endosulfan I	0.0059	U	72-55-9	p,p'-DDE	0.0029	U
33213-65-9	Endosulfan II	0.0059	U	50-29-3	p,p'-DDT	0.0029	U
1031-07-8	Endosulfan Sulfate	0.0059	U	8001-35-2	Toxaphene	0.029	U
72-20-8	Endrin	0.0059	U	5103-74-2	y-chlordane	0.0059	U
7421-93-4	Endrin Aldehyde	0.0059	U	57-74-9	Chlordane (Total)	0.0059	U

Worksheet #: 429573

Total Target Concentration 0

ColumnID: (^) Indicates results from 2nd column

U - Indicates the compound was analyzed but not detected.
B - Indicates the analyte was found in the blank as well as in the sample.
E - Indicates the analyte concentration exceeds the calibration range of the instrument.
R - Retention Time Out
J - Indicates an estimated value when a compound is detected at less than the specified detection limit.
d - Pesticide %Diff>40% between columns due to coelution. Lower concentration used
Chlordane (Total) is sum of a-Chlordane and y-Chlordane.

Quantitation Report (QT Reviewed)

Data Path : G:\Gcdata\2017\GC_6\Data\07-06-17\
Data File : 6G78434.D
Signal(s) : Signal #1: ECD1A.CH Signal #2: ECD2B.CH
Acq On : 6 Jul 2017 3:22
Operator : MS/MLC/ZM
Sample : AC98737-008
Misc : S,PEST
ALS Vial : 8 Sample Multiplier: 1

Integration File signal 1: autoint1.e
Integration File signal 2: autoint2.e
Quant Time: Jul 06 12:37:51 2017
Quant Method : G:\GCDATA\2017\GC_6\METHODQT\6G_P0627.M
Quant Title : @GC_6,ug,608,8081
QLast Update : Wed Jun 28 10:37:11 2017
Response via : Initial Calibration
Integrator: ChemStation

Volume Inj. : 1ul
Signal #1 Phase : db-1701P Signal #2 Phase: db-17
Signal #1 Info : .32 Signal #2 Info : .32

Compound	RT#1	RT#2	Resp#1	Resp#2	pg#1	pg#2
Target Compounds						
1)TCMX-Surrogate	4.621	4.686	677990	345517	74.384	78.670
22)DCB-Surrogate	11.833	12.457	729837	365487	103.457m	89.208m

(f)=RT Delta > 1/2 Window (#)=Amounts differ by > 25% (m)=manual int.

7

Quantitation Report (QT Reviewed)

Data Path : G:\Gcdata\2017\GC_6\Data\07-06-17\
Data File : 6G78434.D
Signal(s) : Signal #1: ECD1A.CH Signal #2: ECD2B.CH
Acq On : 6 Jul 2017 3:22
Operator : MS/MLC/ZM
Sample : AC98737-008
Misc : S,PEST
ALS Vial : 8 Sample Multiplier: 1

Integration File signal 1: autoint1.e
Integration File signal 2: autoint2.e
Quant Time: Jul 06 12:37:51 2017
Quant Method : G:\GCDATA\2017\GC_6\METHODQT\6G_P0627.M
Quant Title : @GC_6,ug,608,8081
QLast Update : Wed Jun 28 10:37:11 2017
Response via : Initial Calibration
Integrator: ChemStation

Volume Inj. : 1ul
Signal #1 Phase : db-1701P Signal #2 Phase: db-17
Signal #1 Info : .32 Signal #2 Info : .32

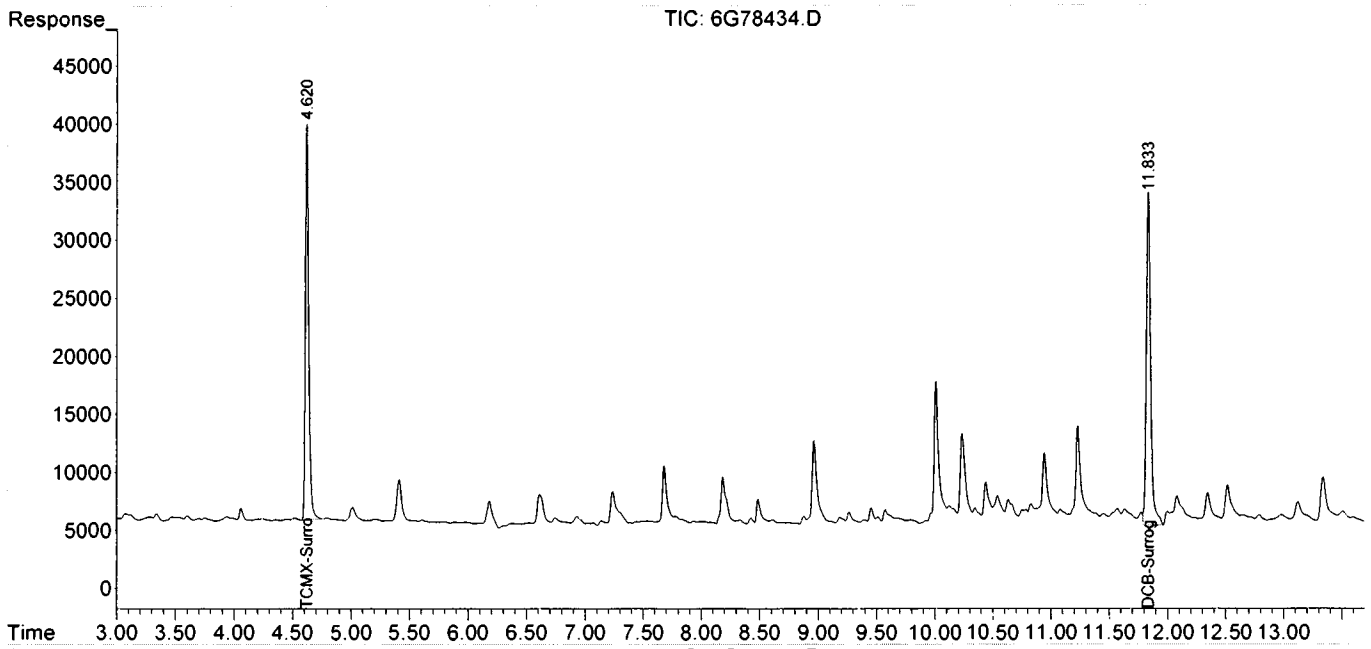

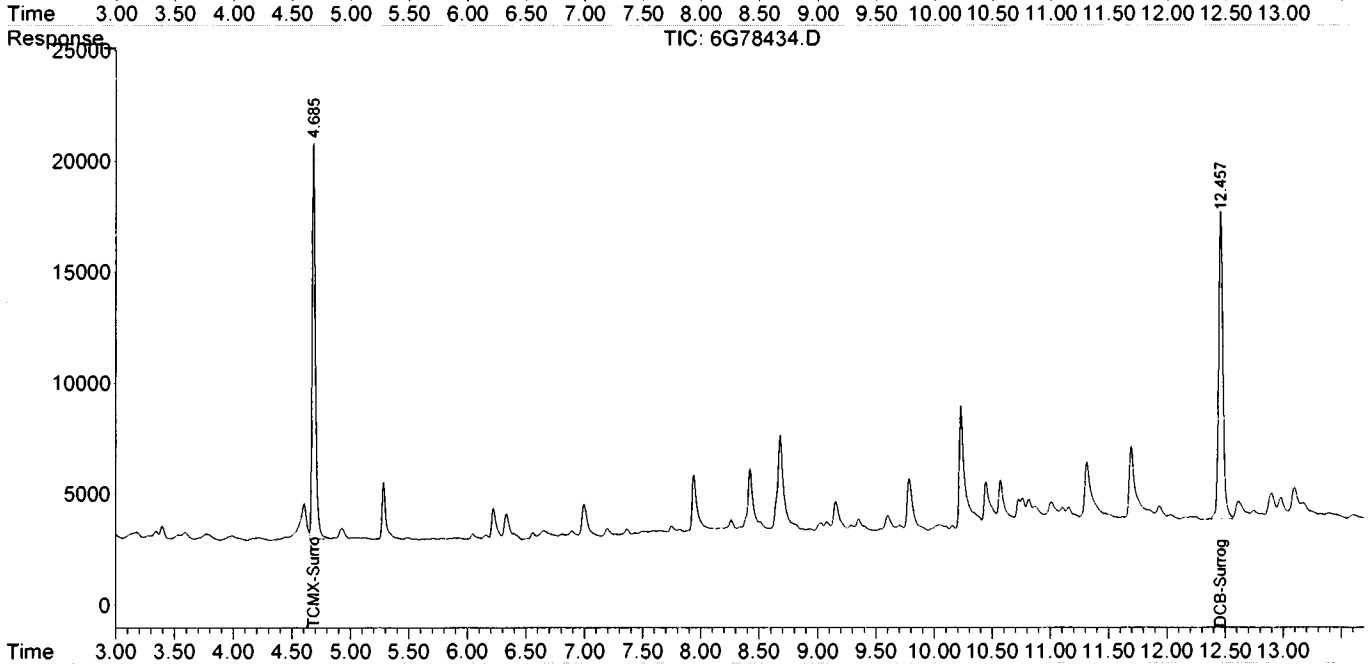

Form1

ORGANICS PESTICIDE REPORT

Sample Number: AC98737-009
Client Id: SB-24
Data File: 6G78442.D
Analysis Date: 07/06/17 05:42
Date Rec/Extracted: 06/29/17-07/03/17
Column: DB-17/1701P 30M 0.32mm ID 0.25um film

Method: EPA 8081B
Matrix: Soil
Initial Vol: 20g
Final Vol: 10ml
Dilution: 1
Solids: 86

Units: mg/Kg

Cas #	Compound	RL	Conc	Cas #	Compound	RL	Conc
5103-71-9	**a-chlordane**	**0.0058**	**0.0076**	53494-70-5	Endrin Ketone	0.0058	U
309-00-2	Aldrin	0.0058	U	58-89-9	gamma-BHC	0.0012	U
319-84-6	alpha-BHC	0.0012	U	76-44-8	Heptachlor	0.0058	U
319-85-7	beta-BHC	0.0012	U	1024-57-3	Heptachlor Epoxide	0.0058	U
319-86-8	delta-BHC	0.0058	U	72-43-5	Methoxychlor	0.0058	U
60-57-1	**Dieldrin**	**0.0012**	**0.0043 d**	**72-54-8**	**p,p'-DDD**	**0.0029**	**0.028**
959-98-8	Endosulfan I	0.0058	U	**72-55-9**	**(^)p,p'-DDE**	**0.0029**	**0.011**
33213-65-9	Endosulfan II	0.0058	U	50-29-3	p,p'-DDT	0.0029	U
1031-07-8	Endosulfan Sulfate	0.0058	U	8001-35-2	Toxaphene	0.029	U
72-20-8	Endrin	0.0058	U	5103-74-2	y-chlordane	0.0058	U
7421-93-4	Endrin Aldehyde	0.0058	U	**57-74-9**	**Chlordane (Total)**	**0.0058**	**0.0076**

Worksheet #: 429573

Total Target Concentration 0.04

ColumnID: (^) Indicates results from 2nd column

U - Indicates the compound was analyzed but not detected.
B - Indicates the analyte was found in the blank as well as in the sample.
E - Indicates the analyte concentration exceeds the calibration range of the instrument.
R - Retention Time Out
J - Indicates an estimated value when a compound is detected at less than the specified detection limit.
d - Pesticide %Diff>40% between columns due to coelution. Lower concentration used
Chlordane (Total) is sum of a-Chlordane and y-Chlordane.

Quantitation Report (QT Reviewed)

Data Path : G:\Gcdata\2017\GC_6\Data\07-06-17\
Data File : 6G78442.D
Signal(s) : Signal #1: ECD1A.CH Signal #2: ECD2B.CH
Acq On : 6 Jul 2017 5:42
Operator : MS/MLC/ZM
Sample : AC98737-009
Misc : S,PEST
ALS Vial : 16 Sample Multiplier: 1

Integration File signal 1: autoint1.e
Integration File signal 2: autoint2.e
Quant Time: Jul 06 16:50:18 2017
Quant Method : G:\GCDATA\2017\GC_6\METHODQT\6G_P0627.M
Quant Title : @GC_6,ug,608,8081
QLast Update : Wed Jun 28 10:37:11 2017
Response via : Initial Calibration
Integrator: ChemStation

Volume Inj. : 1ul
Signal #1 Phase : db-1701P Signal #2 Phase: db-17
Signal #1 Info : .32 Signal #2 Info : .32

Compound	RT#1	RT#2	Resp#1	Resp#2	pg#1	pg#2
Target Compounds						
1)TCMX-Surrogate	4.620	4.685	675745	331498	74.138m	75.478m
10)a-chlordane	8.333	8.214	120582	45173	13.138m	11.104m
12)p,p'-DDE	8.423	8.511	145161	80760	17.212m	19.318m
13)Dieldrin	8.671	8.657	58119	70400	7.320m	17.848m#
15)p,p'-DDD	9.387	9.216	326456	160646	48.499m	48.171m
22)DCB-Surrogate	11.834	12.455	632219	738008	89.308m	184.596m#

(f)=RT Delta > 1/2 Window (#)=Amounts differ by > 25% (m)=manual int.

Quantitation Report (QT Reviewed)

Data Path : G:\Gcdata\2017\GC_6\Data\07-06-17\
Data File : 6G78442.D
Signal(s) : Signal #1: ECD1A.CH Signal #2: ECD2B.CH
Acq On : 6 Jul 2017 5:42
Operator : MS/MLC/ZM
Sample : AC98737-009
Misc : S,PEST
ALS Vial : 16 Sample Multiplier: 1

Integration File signal 1: autoint1.e
Integration File signal 2: autoint2.e
Quant Time: Jul 06 16:50:18 2017
Quant Method : G:\GCDATA\2017\GC_6\METHODQT\6G_P0627.M
Quant Title : @GC_6,ug,608,8081
QLast Update : Wed Jun 28 10:37:11 2017
Response via : Initial Calibration
Integrator: ChemStation

Volume Inj. : 1ul
Signal #1 Phase : db-1701P Signal #2 Phase: db-17
Signal #1 Info : .32 Signal #2 Info : .32

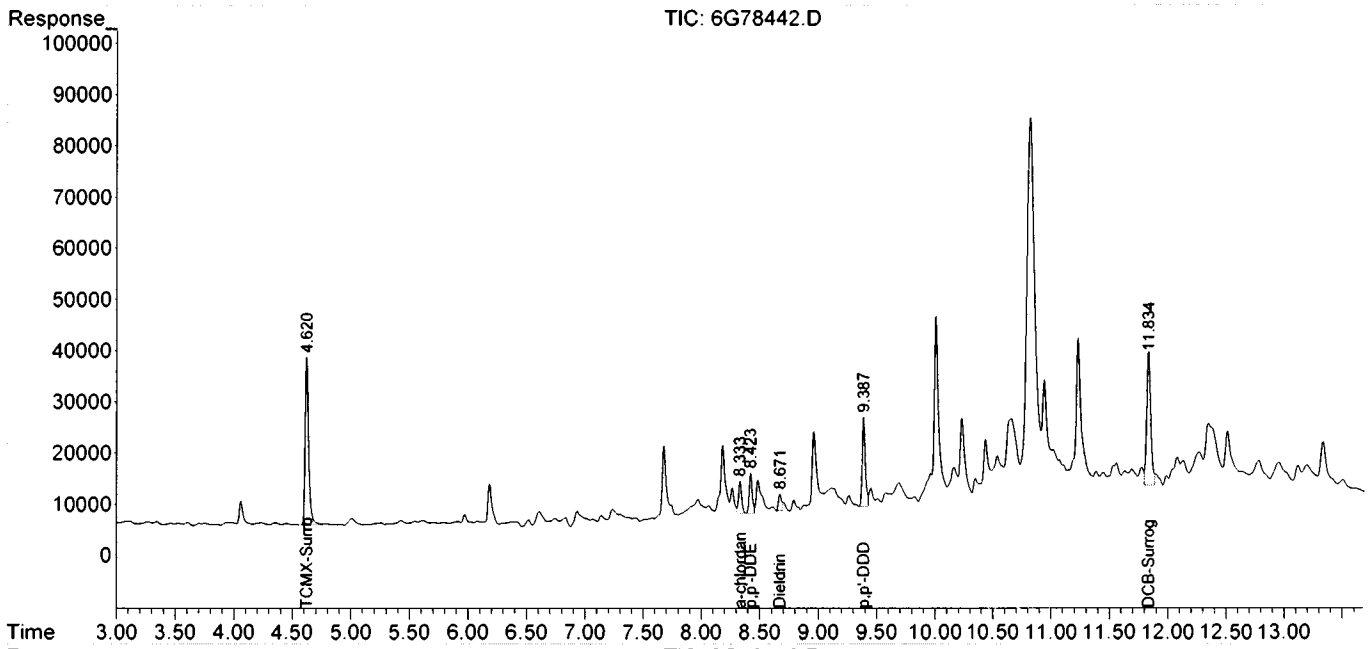

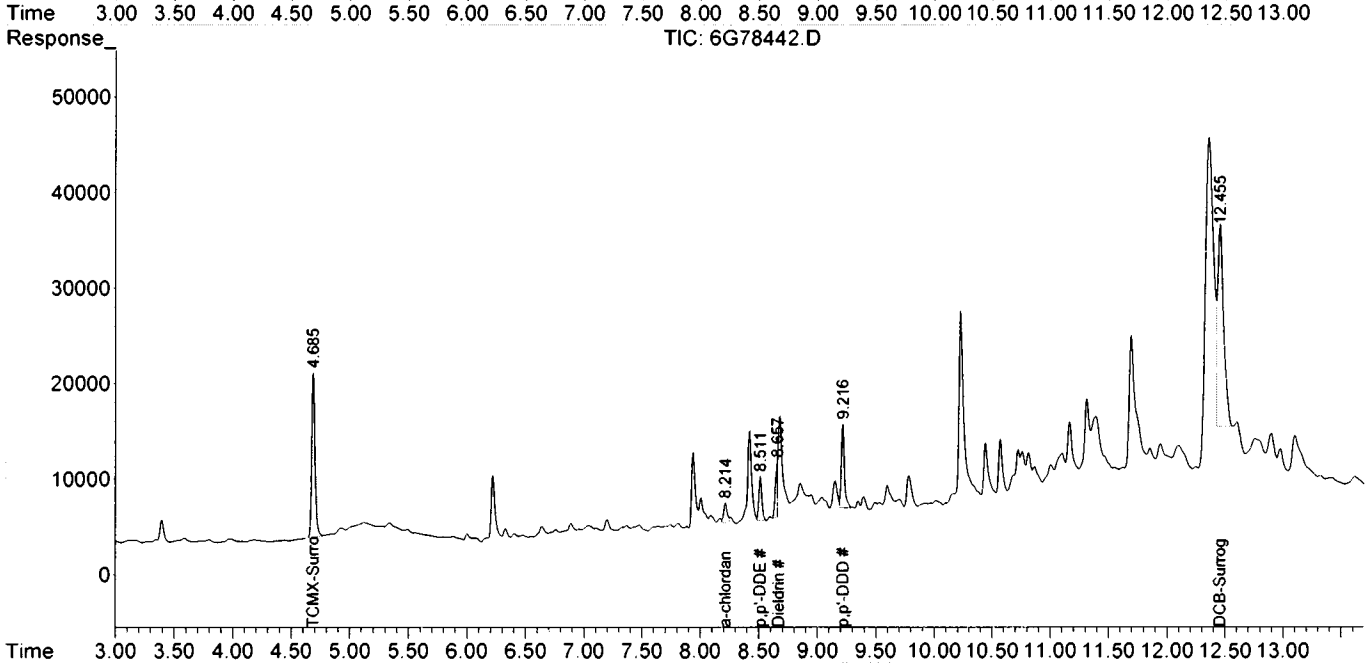

Form1

ORGANICS PESTICIDE REPORT

Sample Number: SMB60327
Client Id:
Data File: 6G78410.D
Analysis Date: 07/05/17 10:59
Date Rec/Extracted: NA-07/03/17
Column: DB-17/1701P 30M 0.32mm ID 0.25um film

Method: EPA 8081B
Matrix: Soil
Initial Vol: 20g
Final Vol: 10ml
Dilution: 1
Solids: 100

Units: mg/Kg

Cas #	Compound	RL	Conc	Cas #	Compound	RL	Conc
5103-71-9	a-chlordane	0.0050	U	53494-70-5	Endrin Ketone	0.0050	U
309-00-2	Aldrin	0.0050	U	58-89-9	gamma-BHC	0.0010	U
319-84-6	alpha-BHC	0.0010	U	76-44-8	Heptachlor	0.0050	U
319-85-7	beta-BHC	0.0010	U	1024-57-3	Heptachlor Epoxide	0.0050	U
319-86-8	delta-BHC	0.0050	U	72-43-5	Methoxychlor	0.0050	U
60-57-1	Dieldrin	0.0010	U	72-54-8	p,p'-DDD	0.0025	U
959-98-8	Endosulfan I	0.0050	U	72-55-9	p,p'-DDE	0.0025	U
33213-65-9	Endosulfan II	0.0050	U	50-29-3	p,p'-DDT	0.0025	U
1031-07-8	Endosulfan Sulfate	0.0050	U	8001-35-2	Toxaphene	0.025	U
72-20-8	Endrin	0.0050	U	5103-74-2	y-chlordane	0.0050	U
7421-93-4	Endrin Aldehyde	0.0050	U				

Worksheet #: 429573

Total Target Concentration 0

ColumnID: (^) Indicates results from 2nd column

U - Indicates the compound was analyzed but not detected.
B - Indicates the analyte was found in the blank as well as in the sample.
E - Indicates the analyte concentration exceeds the calibration range of the instrument.

R - Retention Time Out
J - Indicates an estimated value when a compound is detected at less than the specified detection limit.
d - Pesticide %Diff>40% between columns due to coelution. Lower concentration used

Chlordane (Total) is sum of a-Chlordane and y-Chlordane.

Quantitation Report (QT Reviewed)

Data Path : G:\Gcdata\2017\GC_6\Data\07-05-17\
Data File : 6G78410.D
Signal(s) : Signal #1: ECD1A.CH Signal #2: ECD2B.CH
Acq On : 5 Jul 2017 10:59
Operator : MS/MLC/ZM
Sample : SMB60327
Misc : S,PEST
ALS Vial : 5 Sample Multiplier: 1

Integration File signal 1: autoint1.e
Integration File signal 2: autoint2.e
Quant Time: Jul 05 12:58:33 2017
Quant Method : G:\GCDATA\2017\GC_6\METHODQT\6G_P0627.M
Quant Title : @GC_6,ug,608,8081
QLast Update : Wed Jun 28 10:37:11 2017
Response via : Initial Calibration
Integrator: ChemStation

Volume Inj. : 1ul
Signal #1 Phase : db-1701P Signal #2 Phase: db-17
Signal #1 Info : .32 Signal #2 Info : .32

Compound	RT#1	RT#2	Resp#1	Resp#2	pg#1	pg#2
Target Compounds						
1)TCMX-Surrogate	4.618	4.683	832696	422961	91.357	96.303
22)DCB-Surrogate	11.832	12.456	801922	438098	113.970m	107.427m

(f)=RT Delta > 1/2 Window (#)=Amounts differ by > 25% (m)=manual int.

Data Path : G:\Gcdata\2017\GC_6\Data\07-05-17\
Data File : 6G78410.D
Signal(s) : Signal #1: ECD1A.CH Signal #2: ECD2B.CH
Acq On : 5 Jul 2017 10:59
Operator : MS/MLC/ZM
Sample : SMB60327
Misc : S,PEST
ALS Vial : 5 Sample Multiplier: 1

Integration File signal 1: autoint1.e
Integration File signal 2: autoint2.e
Quant Time: Jul 05 12:58:33 2017
Quant Method : G:\GCDATA\2017\GC_6\METHODQT\6G_P0627.M
Quant Title : @GC_6,ug,608,8081
QLast Update : Wed Jun 28 10:37:11 2017
Response via : Initial Calibration
Integrator: ChemStation

Volume Inj. : 1ul
Signal #1 Phase : db-1701P Signal #2 Phase: db-17
Signal #1 Info : .32 Signal #2 Info : .32

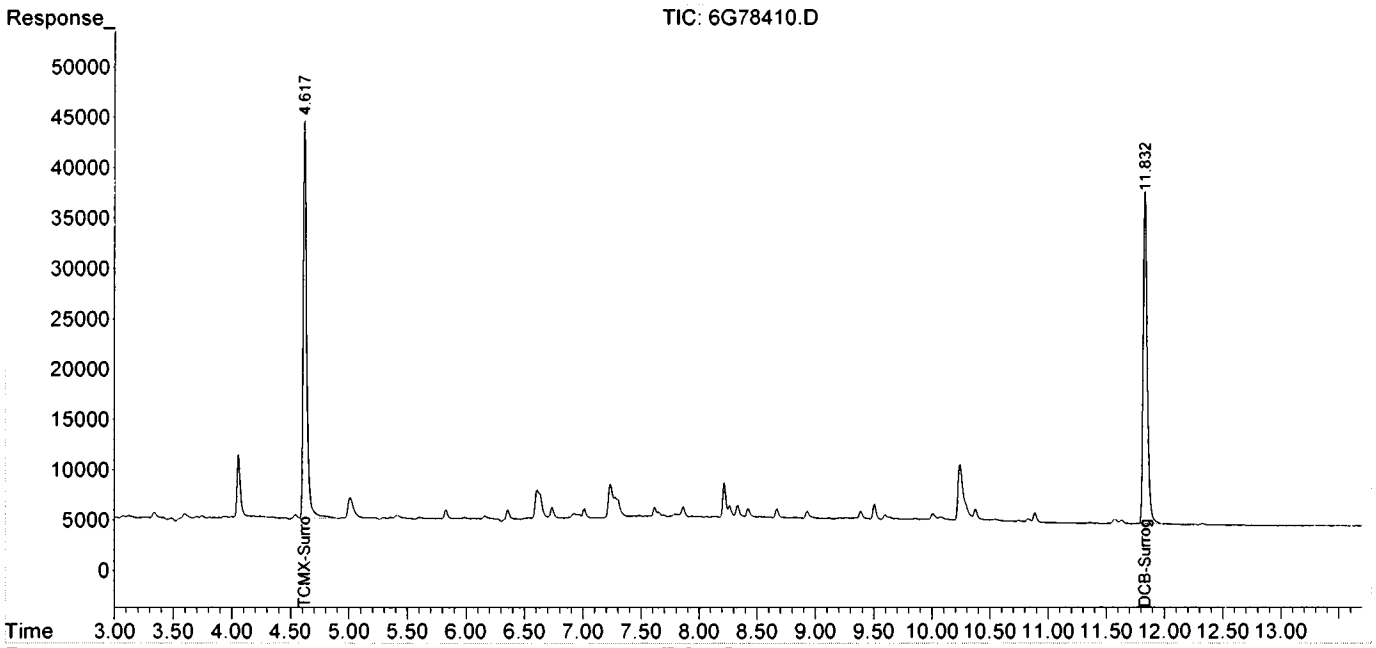

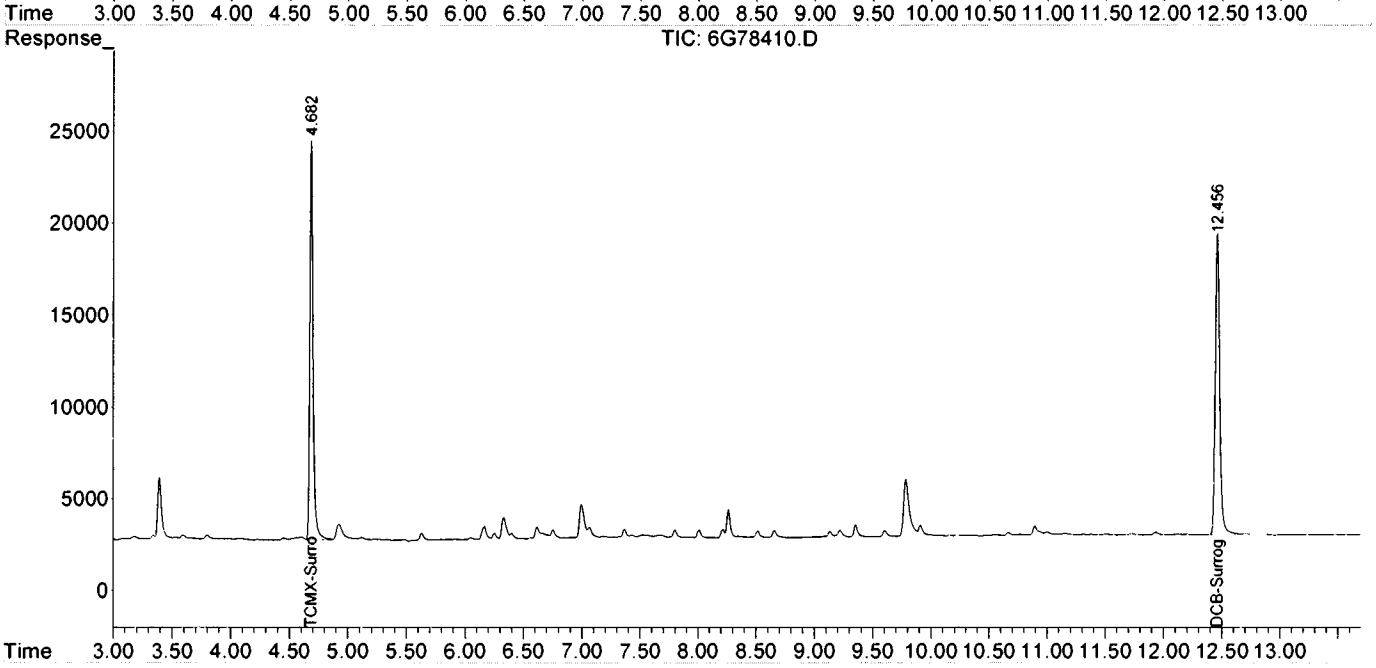

FORM2

Surrogate Recovery

Method: EPA 8081B

Dfile	Sample#	Matrix	Date/Time	Surr Dil	Dilute Out Flag	Column1 S1 Recov	Column2 S2 Recov	Column1 S3 Recov	Column2 S4 Recov	Column0 S5 Recov	Column0 S6 Recov
6G78410.D	SMB60327	S	07/05/17 10:59	1		91	96	114	107		
6G78434.D	AC98737-008	S	07/06/17 03:22	1		74	79	103	89		
6G78442.D	AC98737-009	S	07/06/17 05:42	1		74	75	89	185 *		
6G78411.D	SMB60327(MS)	S	07/05/17 11:16	1		84	90	111	104		
6G78420.D	AC98775-001(MS)	S	07/05/17 13:58	1		78	85	91	214 *		
6G78421.D	AC98775-001(MSD)	S	07/05/17 14:15	1		82	91	94	94		
6G78422.D	AC98775-001	S	07/05/17 14:33	1		78	84	91	98		

Flags: SD=Surrogate diluted out
*=Surrogate out

Method: EPA 8081B

Soil Laboratory Limits

Compound	Spike Amt	Limits
S1=TCMX-Surrogate	100	37-141
S2=TCMX-Surrogate	100	37-141
S3=DCB-Surrogate	100	33-146
S4=DCB-Surrogate	100	33-146

Form3
Recovery Data Laboratory Limits
QC Batch: SMB60327

	Data File	Sample ID:	Analysis Date
Spike or Dup:	6G78411.D	SMB60327(MS)	7/5/2017 11:16:00 AM
Non Spike(If applicable):			
Inst Blank(If applicable):			

Method: 8081 Matrix: Soil QC Type: MBS

Analyte:	Col	Spike Conc	Sample Conc	Expected Conc	Recovery	Lower Limit	Upper Limit
alpha-BHC	2	73.92	0	100	74	60	130
gamma-BHC	2	73.83	0	100	74	60	130
beta-BHC	2	76.52	0	100	77	60	130
Heptachlor	2	67.64	0	100	68	60	130
delta-BHC	2	75.23	0	100	75	60	130
Aldrin	2	78.94	0	100	79	70	130
Heptachlor Epoxide	2	74.13	0	100	74	70	130
y-chlordane	2	79.93	0	100	80	70	130
a-chlordane	2	84.49	0	100	84	70	130
Endosulfan I	2	83.52	0	100	84	70	130
p,p'-DDE	2	78.55	0	100	79	70	130
Dieldrin	2	84.27	0	100	84	70	130
Endrin	2	69.29	0	100	69*	70	130
p,p'-DDD	2	84.64	0	100	85	70	130
Endosulfan II	2	86.09	0	100	86	70	130
p,p'-DDT	2	74.79	0	100	75	70	130
Endrin Aldehyde	2	92.57	0	100	93	10	130
Endosulfan Sulfate	2	93.25	0	100	93	70	130
Methoxychlor	2	70.48	0	100	70	60	130
Endrin Ketone	2	98.02	0	100	98	70	130

* - Indicates outside of limits # - Indicates outside of standard limits but within method exceedance limits

Form3
Recovery Data Laboratory Limits
QC Batch: SMB60327

	Data File	Sample ID:	Analysis Date
Spike or Dup:	6G78420.D	AC98775-001(MS)	7/5/2017 1:58:00 PM
Non Spike(If applicable):	6G78422.D	AC98775-001	7/5/2017 2:33:00 PM
Inst Blank(If applicable):			

Method: 8081 Matrix: Soil QC Type: MS

Analyte:	Col	Spike Conc	Sample Conc	Expected Conc	Recovery	Lower Limit	Upper Limit
alpha-BHC	2	76.55	0	100	77	60	130
gamma-BHC	2	76.82	0	100	77	60	130
beta-BHC	2	80.9	0	100	81	60	130
Heptachlor	2	75.17	0	100	75	60	130
delta-BHC	2	78.36	0	100	78	60	130
Aldrin	2	78	0	100	78	70	130
Heptachlor Epoxide	2	75.46	0	100	75	70	130
y-chlordane	2	76.4	0	100	76	70	130
a-chlordane	2	81.67	0	100	82	70	130
Endosulfan I	2	76.26	0	100	76	70	130
p,p'-DDE	2	74.26	0	100	74	70	130
Dieldrin	2	80.56	0	100	81	70	130
Endrin	2	83.35	0	100	83	70	130
p,p'-DDD	2	87.54	0	100	88	70	130
Endosulfan II	2	79.72	0	100	80	70	130
p,p'-DDT	2	90.09	0	100	90	70	130
Endrin Aldehyde	2	98.57	0	100	99	10	130
Endosulfan Sulfate	2	98.99	0	100	99	70	130
Methoxychlor	2	112.8	0	100	113	60	130
Endrin Ketone	2	100.8	0	100	101	70	130

	Data File	Sample ID:	Analysis Date
Spike or Dup:	6G78421.D	AC98775-001(MSD)	7/5/2017 2:15:00 PM
Non Spike(If applicable):	6G78422.D	AC98775-001	7/5/2017 2:33:00 PM
Inst Blank(If applicable):			

Method: 8081 Matrix: Soil QC Type: MSD

Analyte:	Col	Spike Conc	Sample Conc	Expected Conc	Recovery	Lower Limit	Upper Limit
alpha-BHC	2	81.81	0	100	82	60	130
gamma-BHC	2	81.69	0	100	82	60	130
beta-BHC	2	85.69	0	100	86	60	130
Heptachlor	2	74.95	0	100	75	60	130
delta-BHC	2	83.85	0	100	84	60	130
Aldrin	2	82.31	0	100	82	70	130
Heptachlor Epoxide	2	78.06	0	100	78	70	130
y-chlordane	2	83.8	0	100	84	70	130
a-chlordane	2	88.35	0	100	88	70	130
Endosulfan I	2	82.96	0	100	83	70	130
p,p'-DDE	2	80.24	0	100	80	70	130
Dieldrin	2	88.79	0	100	89	70	130
Endrin	2	84.03	0	100	84	70	130
p,p'-DDD	2	93.87	0	100	94	70	130
Endosulfan II	2	85.35	0	100	85	70	130
p,p'-DDT	2	69.8	0	100	70	70	130
Endrin Aldehyde	2	102.75	0	100	103	10	130
Endosulfan Sulfate	2	93.84	0	100	94	70	130
Methoxychlor	2	61.75	0	100	62	60	130
Endrin Ketone	2	100.45	0	100	100	70	130

* - Indicates outside of limits # - Indicates outside of standard limits but within method exceedance limits

Form3
RPD Data Laboratory Limits
QC Batch: SMB60327

	Data File	Sample ID:	Analysis Date
Spike or Dup:	6G78421.D	AC98775-001(MSD)	7/5/2017 2:15:00 PM
Duplicate(If applicable):	6G78420.D	AC98775-001(MS)	7/5/2017 1:58:00 PM
Inst Blank(If applicable):			

Method: 8081 Matrix: Soil QC Type: MSD

Analyte:	Column	Dup/MSD/MBSD Conc	Sample/MS/MBS Conc	RPD	Limit
alpha-BHC	2	81.81	76.55	6.6	40
gamma-BHC	2	81.69	76.82	6.1	40
beta-BHC	2	85.69	80.9	5.8	40
Heptachlor	2	74.95	75.17	0.29	40
delta-BHC	2	83.85	78.36	6.8	40
Aldrin	2	82.31	78	5.4	40
Heptachlor Epoxide	2	78.06	75.46	3.4	40
y-chlordane	2	83.8	76.4	9.2	40
a-chlordane	2	88.35	81.67	7.9	40
Endosulfan I	2	82.96	76.26	8.4	40
p,p'-DDE	2	80.24	74.26	7.7	40
Dieldrin	2	88.79	80.56	9.7	40
Endrin	2	84.03	83.35	0.81	40
p,p'-DDD	2	93.87	87.54	7	40
Endosulfan II	2	85.35	79.72	6.8	40
p,p'-DDT	2	69.8	90.09	25	40
Endrin Aldehyde	2	102.75	98.57	4.2	40
Endosulfan Sulfate	2	93.84	98.99	5.3	40
Methoxychlor	2	61.75	112.8	58 *	40
Endrin Ketone	2	100.45	100.8	0.35	40

* - Indicates outside of limits NA - Both concentrations=0... no result can be calculated

FORM 4
Blank Summary

Blank Number: SMB60327
Blank Data File: 6G78410.D
Matrix: Soil

Blank Analysis Date: 07/05/17 10:59
Blank Extraction Date: 07/03/17
(If Applicable)
Method: EPA 8081B

Sample Number	Data File	Analysis Date
AC98737-008	6G78434.D	07/06/17 03:22
AC98737-009	6G78442.D	07/06/17 05:42
AC98775-001	6G78422.D	07/05/17 14:33
AC98775-001(MSD	6G78421.D	07/05/17 14:15
AC98775-001(MS)	6G78420.D	07/05/17 13:58
SMB60327(MS)	6G78411.D	07/05/17 11:16

Form 5

Method: EPA 8081B

Instrument: GC_6 Column: DB-17/1701P 30M 0.32mm ID 0.25um film

Data File	Sample#	Analysis Date/Time	Matrix	Reference File	Column 1 RT	Column 1 % Drift	Column 2 RT	Column 2 % Drift
6G78223.D	CAL EVAL	06/27/17 10:58	Soil					
6G78224.D	CAL PEST@50PPB	06/27/17 11:21	Soil	6G78225.	11.8524	0.0008	12.4749	0.0024
6G78225.D	CAL PEST@2PPB	06/27/17 11:50	Soil	6G78225.	11.8525	0	12.4746	0
6G78226.D	CAL PEST@10PPB	06/27/17 12:09	Soil	6G78225.	11.8513	0.0101	12.4756	0.008
6G78227.D	CAL PEST@100PPB	06/27/17 12:26	Soil	6G78225.	11.8505	0.0169	12.4756	0.008
6G78228.D	CAL PEST@200PPB	06/27/17 12:44	Soil	6G78225.	11.8492	0.0278	12.4757	0.0088
6G78229.D	CAL PEST@400PPB	06/27/17 13:02	Soil	6G78225.	11.8496	0.0245	12.4755	0.0072
6G78230.D	CAL CHLOR@100PPB	06/27/17 13:19	Soil	6G78225.	11.8508	0.0143	12.4771	0.02
6G78231.D	CAL TOX@500PPB	06/27/17 13:37	Soil	6G78225.	11.8513	0.0101	12.4771	0.02
6G78232.D	ICV	06/27/17 13:54	Soil	6G78225.	11.8513	0.0101	12.4774	0.0224
6G78233.D	60274(MS)	06/27/17 14:38	Soil	6G78225.	11.8541	0.0135	12.4759	0.0104
6G78234.D	SMB60277(MS)	06/27/17 14:56	Soil	6G78225.	11.8526	0.0008	12.4774	0.0224
6G78235.D	OMB60267(MS)	06/27/17 15:13	OIL/OTHER	6G78225.	11.8506	0.016	12.4761	0.012
6G78236.D	WMB60291	06/27/17 16:10	Aqueous	6G78225.	11.8453	0.0608	12.4692	0.0433
6G78237.D	WMB60291(MS)	06/27/17 16:28	Aqueous	6G78225.	11.8454	0.0599	12.4697	0.0393
6G78238.D	CAL PEST@100PPB	06/27/17 16:46	Aqueous	6G78225.	11.8459	0.0557	12.4711	0.0281

Drift Compound: DCB-Surrogate Drift Limit(s): 0.5 (Pest/Pcb) 1.5(Herb/Tph) * - Values outside of limits for this column/run

Form 5

Method: EPA 8081B

Instrument: GC_6

Column: DB-17/1701P 30M 0.32mm ID 0.25um film

Data File	Sample#	Analysis Date/Time	Matrix	Reference File	Column 1 RT	Column 1 % Drift	Column 2 RT	Column 2 % Drift
6G78406.D	CAL EVAL	07/05/17 09:44	Soil					
6G78407.D	CAL PEST@100PPB	07/05/17 10:02	Soil	6G78407.	11.8321	0	12.4556	0
6G78408.D	SMB60336	07/05/17 10:23	Soil	6G78407.	11.8357	0.0304	12.4583	0.0217
6G78409.D	SMB60336(MS)	07/05/17 10:41	Soil	6G78407.	11.8328	0.0059	12.4577	0.0169
6G78410.D	SMB60327	07/05/17 10:59	Soil	6G78407.	11.8316	0.0042	12.4564	0.0064
6G78411.D	SMB60327(MS)	07/05/17 11:16	Soil	6G78407.	11.8327	0.0051	12.4572	0.0128
6G78412.D	AC98760-003(MS)	07/05/17 11:34	Soil	6G78407.	11.8335	0.0118	12.4577	0.0169
6G78413.D	AC98760-003(MSD)	07/05/17 11:51	Soil	6G78407.	11.8330	0.0076	12.4574	0.0145
6G78414.D	AC98662-008(MS)	07/05/17 12:12	Soil	6G78407.	11.8342	0.0177	12.4578	0.0177
6G78415.D	AC98662-008(MSD)	07/05/17 12:30	Soil	6G78407.	11.8327	0.0051	12.4589	0.0265
6G78416.D	AC98662-006	07/05/17 12:47	Soil	6G78407.	11.8332	0.0093	12.4584	0.0225
6G78417.D	AC98662-007	07/05/17 13:05	Soil	6G78407.	11.8338	0.0144	12.4591	0.0281
6G78418.D	AC98730-013	07/05/17 13:23	Soil	6G78407.	11.8357	0.0304	12.4592	0.0289
6G78419.D	AC98730-014	07/05/17 13:40	Soil	6G78407.	11.8357	0.0304	12.4609	0.0425
6G78420.D	AC98775-001(MS)	07/05/17 13:58	Soil	6G78407.	11.8352	0.0262	12.4584	0.0225
6G78421.D	AC98775-001(MSD)	07/05/17 14:15	Soil	6G78407.	11.8358	0.0313	12.4595	0.0313
6G78422.D	AC98775-001	07/05/17 14:33	Soil	6G78407.	11.8356	0.0296	12.4598	0.0337
6G78423.D	AC98776-001	07/05/17 14:51	Soil	6G78407.	11.8348	0.0228	12.4591	0.0281
6G78424.D	AC98778-010	07/05/17 15:08	Soil	6G78407.	11.8362	0.0346	12.4613	0.0458
6G78425.D	CAL PEST@100PPB	07/05/17 15:46	Soil	6G78407.	11.8390	0.0583	12.4628	0.0578

Drift Compound: DCB-Surrogate Drift Limit(s): 0.5 (Pest/Pcb) 1.5(Herb/Tph) * - Values outside of limits for this column/run

Form 5

Method: EPA 8081B

Instrument: GC_6

Column: DB-17/1701P 30M 0.32mm ID 0.25um film

Data File	Sample#	Analysis Date/Time	Matrix	Reference File	Column 1 RT	Column 1 % Drift	Column 2 RT	Column 2 % Drift
6G78426.D	CAL EVAL	07/06/17 01:01	Soil					
6G78427.D	EVAL	07/06/17 01:19	Soil					
6G78428.D	CAL PEST@100PPB	07/06/17 01:36	Soil	6G78428.	11.8344	0	12.4575	0
6G78429.D	200PPB	07/06/17 01:54	Soil	6G78428.	11.8334	0.0085	12.4579	0.0032
6G78430.D	AC98778-006	07/06/17 02:12	Soil	6G78428.	11.8341	0.0025	12.4585	0.008
6G78431.D	AC98778-007	07/06/17 02:29	Soil	6G78428.	11.8338	0.0051	12.4581	0.0048
6G78432.D	AC98778-008	07/06/17 02:47	Soil	6G78428.	11.8342	0.0017	12.4568	0.0056
6G78433.D	AC98778-009	07/06/17 03:04	Soil	6G78428.	11.8338	0.0051	12.4574	0.0008
6G78434.D	AC98737-008	07/06/17 03:22	Soil	6G78428.	11.8332	0.0101	12.4574	0.0008
6G78435.D	AC98749-001	07/06/17 03:40	Soil	6G78428.	11.8339	0.0042	12.4567	0.0064
6G78436.D	AC98749-002	07/06/17 03:57	Soil	6G78428.	11.8339	0.0042	12.4568	0.0056
6G78437.D	AC98761-012	07/06/17 04:15	Soil	6G78428.	11.8332	0.0101	12.4564	0.0088
6G78438.D	AC98761-011	07/06/17 04:32	Soil	6G78428.	11.8335	0.0076	12.4578	0.0024
6G78439.D	AC98761-009	07/06/17 04:50	Soil	6G78428.	11.8331	0.011	12.4573	0.0016
6G78440.D	AC98761-010	07/06/17 05:07	Soil	6G78428.	11.8337	0.0059	12.4581	0.0048
6G78441.D	AC98761-013	07/06/17 05:25	Soil	6G78428.	11.8321	0.0194	12.4553	0.0177
6G78442.D	AC98737-009	07/06/17 05:42	Soil	6G78428.	11.8335	0.0076	12.4551	0.0193
6G78443.D	AC98722-001(5X)	07/06/17 06:00	Soil	6G78428.	11.8320	0.0203	12.4591	0.0128
6G78444.D	AC98662-005	07/06/17 06:18	Soil	6G78428.	11.8330	0.0118	12.4575	0
6G78445.D	AC98719-003	07/06/17 06:35	Soil	6G78428.	11.8346	0.0017	12.4578	0.0024
6G78446.D	AC98720-001	07/06/17 06:53	Soil	6G78428.	11.8355	0.0093	12.4581	0.0048
6G78447.D	CAL EVAL	07/06/17 11:07	Soil					
6G78448.D	CAL PEST@100PPB	07/06/17 11:27	Soil	6G78428.	11.8355	0.0093	12.4580	0.004
6G78449.D	AC98778-011(2X)	07/06/17 11:53	Aqueous	6G78448.	11.8368	0.011	12.4604	0.0193
6G78450.D	SMB60351	07/06/17 12:23	Soil	6G78448.	11.8377	0.0186	12.4578	0.0016
6G78451.D	SMB60351(MS)	07/06/17 12:41	Soil	6G78448.	11.8365	0.0085	12.4581	0.0008
6G78452.D	AC98809-001	07/06/17 12:59	Soil	6G78448.	11.8366	0.0093	12.4585	0.004
6G78453.D	AC98267-001	07/06/17 13:25	Soil	6G78448.	11.8390	0.0296	12.4605	0.0201
6G78454.D	AC98267-002	07/06/17 13:42	Soil	6G78448.	11.8361	0.0051	12.4597	0.0136
6G78455.D	AC98267-005	07/06/17 14:00	Soil	6G78448.	11.8369	0.0118	12.4603	0.0185
6G78456.D	AC98267-006	07/06/17 14:18	Soil	6G78448.	11.8366	0.0093	12.4603	0.0185
6G78457.D	AC98809-001(MS)	07/06/17 14:35	Soil	6G78448.	11.8368	0.011	12.4604	0.0193
6G78458.D	AC98809-001(MSD)	07/06/17 14:53	Soil	6G78448.	11.8366	0.0093	12.4612	0.0257
6G78459.D	100PPB	07/06/17 15:28	Soil	6G78448.	11.8383	0.0237	12.4610	0.0241
6G78460.D	CAL PEST@100PPB	07/06/17 20:58	Soil	6G78448.	11.8401	0.0389	12.4582	0.0016
6G78461.D	BLK	07/07/17 01:01	Soil	6G78460.	11.8387	0.0118	12.4570	0.0096

Drift Compound: DCB-Surrogate Drift Limit(s): 0.5 (Pest/Pcb) 1.5(Herb/Tph) * - Values outside of limits for this column/run

Form 6
Initial Calibration

Method: EPA 8081B

Instrument: GC_6

Level #:	Data File:	Cal Identifier:	Analysis Date/Time	Level #:	Data File:	Cal Identifier:	Analysis Date/Time
1	6G78225.D	CAL PEST@2PPB	06/27/17 11:50	2	6G78226.D	CAL PEST@10PPB	06/27/17 12:09
3	6G78224.D	CAL PEST@50PPB	06/27/17 11:21	4	6G78227.D	CAL PEST@100PPB	06/27/17 12:26
5	6G78228.D	CAL PEST@200PPB	06/27/17 12:44	6	6G78229.D	CAL PEST@400PPB	06/27/17 13:02
7	6G78230.D	CAL CHLOR@100PP	06/27/17 13:19	8	6G78231.D	CAL TOX@500PPB	06/27/17 13:37

Compound	Col	Mr	Fit:	RF1	RF2	RF3	RF4	RF5	RF6	RF7	RF8	AvgRf	RT	Corr1	Corr2	%Rsd	Calibration Level Concentrations Lvl1	Lvl2	Lvl3	Lvl4	Lvl5	Lvl6	Lvl7	Lvl8
TCMX-Surrogate	1	0	Avg	1.0332	0.9941	0.8710	0.8982	0.8598	0.8122	----	----	0.911	4.64	0.999	1.00	9.3	2.00	10.00	50.00	100.0	200.0	400.0		
alpha-BHC	1	0	Qua	0.9073	0.9520	0.9958	1.1286	1.1569	1.1581	----	----	1.05	5.85	1.00	1.00	11	2.00	10.00	50.00	100.0	200.0	400.0		
gamma-BHC	1	0	Avg	0.9077	0.9654	0.9495	1.0627	1.0737	1.0602	----	----	1.00	6.38	1.00	1.00	7.1	2.00	10.00	50.00	100.0	200.0	400.0		
beta-BHC	1	0	Avg	0.6614	0.6293	0.5330	0.5650	0.5481	0.5237	----	----	0.577	7.30	0.999	1.00	9.7	2.00	10.00	50.00	100.0	200.0	400.0		
Heptachlor	1	0	Avg	1.0126	0.9203	0.8052	0.8729	0.8758	0.8594	----	----	0.891	6.66	1.00	1.00	7.9	2.00	10.00	50.00	100.0	200.0	400.0		
delta-BHC	1	0	Qua	0.7310	0.7804	0.7841	0.9095	0.9511	0.9578	----	----	0.852	7.63	1.00	1.00	12	2.00	10.00	50.00	100.0	200.0	400.0		
Aldrin	1	0	Avg	0.8564	0.8948	0.8594	0.9707	0.9847	0.9739	----	----	0.923	7.03	1.00	1.00	6.5	2.00	10.00	50.00	100.0	200.0	400.0		
Heptachlor Epoxide	1	0	Avg	0.8831	0.8951	0.7949	0.8815	0.8776	0.8640	----	----	0.866	7.88	1.00	1.00	4.2	2.00	10.00	50.00	100.0	200.0	400.0		
v-chlordane	1	0	Avg	0.9078	0.9410	0.8422	0.9498	0.9766	0.9826	----	----	0.933	8.28	1.00	1.00	5.6	2.00	10.00	50.00	100.0	200.0	400.0		
a-chlordane	1	0	Avg	0.9692	0.9498	0.8330	0.9179	0.9192	0.9176	----	----	0.918	8.35	1.00	1.00	5.1	2.00	10.00	50.00	100.0	200.0	400.0		
Endosulfan I	1	0	Avg	0.7378	0.7576	0.6847	0.7479	0.7351	0.7073	----	----	0.728	8.24	0.999	1.00	3.7	2.00	10.00	50.00	100.0	200.0	400.0		
p,p'-DDE	1	0	Qua	0.7078	0.7715	0.7331	0.8509	0.8787	0.8873	----	----	0.805	8.44	1.00	1.00	9.6	2.00	10.00	50.00	100.0	200.0	400.0		
Dieldrin	1	0	Avg	0.7883	0.7849	0.7135	0.8085	0.8328	0.8353	----	----	0.794	8.69	1.00	1.00	5.6	2.00	10.00	50.00	100.0	200.0	400.0		
Endrin	1	0	Qua	1.4336	0.7934	0.6667	0.7350	0.7553	0.7462	----	----	0.855	8.95	1.00	1.00	33	2.00	10.00	50.00	100.0	200.0	400.0		
p,p'-DDD	1	0	Avg	0.7374	0.6695	0.5858	0.6718	0.6854	0.6886	----	----	0.673	9.40	1.00	1.00	7.3	2.00	10.00	50.00	100.0	200.0	400.0		
Endosulfan II	1	0	Avg	0.8094	0.7625	0.6734	0.7438	0.7529	0.7474	----	----	0.748	9.52	1.00	1.00	5.9	2.00	10.00	50.00	100.0	200.0	400.0		
p,p'-DDT	1	0	Qua	0.3791	0.3968	0.3883	0.4621	0.5027	0.5340	----	----	0.444	9.61	0.998	1.00	15	2.00	10.00	50.00	100.0	200.0	400.0		
Endrin Aldehyde	1	0	Qua	0.5534	0.5514	0.4820	0.5179	0.5604	0.5667	----	----	0.539	10.02	0.999	1.00	6.0	2.00	10.00	50.00	100.0	200.0	400.0		
Endosulfan Sulfate	1	0	Avg	0.5455	0.5940	0.5167	0.5697	0.5867	0.6074	----	----	0.570	10.39	0.999	1.00	5.9	2.00	10.00	50.00	100.0	200.0	400.0		
Methoxychlor	1	0	Avg	0.2501	0.2889	0.2541	0.2829	0.3039	0.3071	----	----	0.281	10.31	0.999	1.00	8.6	2.00	10.00	50.00	100.0	200.0	400.0		
Endrin Ketone	1	0	Avg	0.7466	0.6147	0.5766	0.6303	0.6368	0.6469	----	----	0.642	10.90	1.00	1.00	8.9	2.00	10.00	50.00	100.0	200.0	400.0		
DCB-Surrogate	1	0	Qua	0.8678	0.8753	0.6970	0.7211	0.6841	0.6543	----	----	0.750	11.85	0.999	1.00	13	2.00	10.00	50.00	100.0	200.0	400.0		
Chlordane (Technical)	1	1	Avg	----	----	----	----	----	----	----	----	0.0519	6.66	-1	-1	Lvl=7	100.0							
Chlordane (Technical)	1	2	Avg	----	----	----	----	----	----	----	----	0.113	8.28	-1	-1	Lvl=7	100.0							
Chlordane (Technical)	1	3	Avg	----	----	----	----	----	----	----	----	0.174	8.35	-1	-1	Lvl=7	100.0							
Toxaphene	1	1	Avg	----	----	----	----	----	----	----	----	0.0116	9.08	-1	-1	Lvl=8	500.0							
Toxaphene	1	2	Avg	----	----	----	----	----	----	----	----	0.00634	9.21	-1	-1	Lvl=8	500.0							
Toxaphene	1	3	Avg	----	----	----	----	----	----	----	----	0.0136	9.55	-1	-1	Lvl=8	500.0							
Toxaphene	1	4	Avg	----	----	----	----	----	----	----	----	0.0108	9.88	-1	-1	Lvl=8	500.0							
Toxaphene	1	5	Avg	----	----	----	----	----	----	----	----	0.0150	10.34	-1	-1	Lvl=8	500.0							
TCMX-Surrogate	2	0	Avg	0.4811	0.4446	0.4245	0.4382	0.4310	0.4155	----	----	0.439	4.70	1.00	1.00	5.2	2.00	10.00	50.00	100.0	200.0	400.0		
alpha-BHC	2	0	Qua	0.3767	0.4045	0.4796	0.5556	0.5926	0.6066	----	----	0.503	5.64	0.999	1.00	19	2.00	10.00	50.00	100.0	200.0	400.0		
gamma-BHC	2	0	Qua	0.3942	0.4146	0.4630	0.5227	0.5445	0.5506	----	----	0.482	6.18	1.00	1.00	14	2.00	10.00	50.00	100.0	200.0	400.0		
beta-BHC	2	0	Avg	0.3119	0.3234	0.2951	0.3010	0.2934	0.2830	----	----	0.301	6.26	1.00	1.00	4.8	2.00	10.00	50.00	100.0	200.0	400.0		
Heptachlor	2	0	Avg	0.4136	0.3883	0.3567	0.3811	0.3947	0.4043	----	----	0.390	6.63	1.00	1.00	5.1	2.00	10.00	50.00	100.0	200.0	400.0		
delta-BHC	2	0	Qua	0.3351	0.3686	0.4240	0.4853	0.5189	0.5299	----	----	0.444	6.77	0.999	1.00	18	2.00	10.00	50.00	100.0	200.0	400.0		

Avg Rsd Col 1: 9.10 Avg Rsd Col 2: 8.91

Flags

c - failed the initial calibration criteria(if applicable)

Note:

Col = Column Number
Mr = MultiPeak Analyte 0=single peak analyte..>0=multi peak analyte (i.e. pcb/chlordane etc..)
Fit = Indicates whehter Avg RF, Linear, or Quadratic Curve was used for compound.
Corr 1 = Correlation Coefficient for linear Eq.
Corr 2 = Correlation Coefficient for quad Eq.

All Response Factors = Response Factors / 10000
Initial Calibration Criteria: either %RSD <=20 or Corr >= .995
Columns: Signal #1 db-1701 : Signal #2 db-608

^Lvl: These compounds use a single pt calibration as specified by the method. The file used to update this calibration point is listed in the header under level #

7062915 0386

Form 6
Initial Calibration

Method: EPA 8081B

Instrument: GC_6

Level #:	Data File:	Cal Identifier:	Analysis Date/Time
1	6G78225.D	CAL PEST@2PPB	06/27/17 11:50
3	6G78224.D	CAL PEST@50PPB	06/27/17 11:21
5	6G78228.D	CAL PEST@200PPB	06/27/17 12:44
7	6G78230.D	CAL CHLOR@100PP	06/27/17 13:19

Level #:	Data File:	Cal Identifier:	Analysis Date/Time
2	6G78226.D	CAL PEST@10PPB	06/27/17 12:09
4	6G78227.D	CAL PEST@100PPB	06/27/17 12:26
6	6G78229.D	CAL PEST@400PPB	06/27/17 13:02
8	6G78231.D	CAL TOX@500PPB	06/27/17 13:37

Compound	Col	Mr	Fit:	RF1	RF2	RF3	RF4	RF5	RF6	RF7	RF8	AvgRf	RT	Corr1	Corr2	%Rsd	Calibration Level Concentrations Lvl1	Lvl2	Lvl3	Lvl4	Lvl5	Lvl6	Lvl7	Lvl8
Aldrin	2	0	Qua	0.3742	0.3893	0.4093	0.4615	0.4893	0.5014	----	----	0.438	7.08	0.999	1.00	12	2.00	10.00	50.00	100.0	200.0	400.0		
Heptachlor Epoxide	2	0	Avg	0.5281	0.4260	0.4037	0.4245	0.4351	0.4392	----	----	0.443	7.81	1.00	1.00	9.8	2.00	10.00	50.00	100.0	200.0	400.0		
γ-chlordane	2	0	Avg	0.4360	0.4256	0.4044	0.4386	0.4588	0.4697	----	----	0.439	8.02	1.00	1.00	5.3	2.00	10.00	50.00	100.0	200.0	400.0		
α-chlordane	2	0	Avg	0.3814	0.3878	0.3864	0.4204	0.4317	0.4330	----	----	0.407	8.23	1.00	1.00	5.9	2.00	10.00	50.00	100.0	200.0	400.0		
Endosulfan I	2	0	Avg	0.3995	0.4110	0.3935	0.4253	0.4470	0.4643	----	----	0.423	8.28	0.999	1.00	6.6	2.00	10.00	50.00	100.0	200.0	400.0		
p,p'-DDE	2	0	Qua	0.3420	0.3536	0.3744	0.4210	0.4462	0.4603	----	----	0.400	8.52	0.999	1.00	12	2.00	10.00	50.00	100.0	200.0	400.0		
Dieldrin	2	0	Avg	0.3607	0.3584	0.3651	0.4059	0.4306	0.4457	----	----	0.394	8.67	0.999	1.00	9.7	2.00	10.00	50.00	100.0	200.0	400.0		
Endrin	2	0	Avg	0.3077	0.3038	0.3191	0.3502	0.3722	0.3824	----	----	0.339	9.14	0.999	1.00	10	2.00	10.00	50.00	100.0	200.0	400.0		
p,p'-DDD	2	0	Avg	0.3119	0.3150	0.3137	0.3424	0.3555	0.3624	----	----	0.333	9.23	0.999	1.00	6.8	2.00	10.00	50.00	100.0	200.0	400.0		
Endosulfan II	2	0	Avg	0.3527	0.3709	0.3564	0.3824	0.3949	0.4050	----	----	0.377	9.36	1.00	1.00	5.5	2.00	10.00	50.00	100.0	200.0	400.0		
p,p'-DDT	2	0	Avg	0.2225	0.2333	0.2218	0.2344	0.2488	0.2670	----	----	0.238	9.61	0.998	1.00	7.3	2.00	10.00	50.00	100.0	200.0	400.0		
Endrin Aldehyde	2	0	Avg	0.3868	0.3573	0.3146	0.3235	0.3237	0.3222	----	----	0.338	9.77	1.00	1.00	8.3	2.00	10.00	50.00	100.0	200.0	400.0		
Endosulfan Sulfate	2	0	Avg	0.3161	0.3220	0.2924	0.3083	0.3186	0.3258	----	----	0.314	9.92	1.00	1.00	3.8	2.00	10.00	50.00	100.0	200.0	400.0		
Methoxychlor	2	0	Avg	0.1518	0.1473	0.1417	0.1402	0.1438	0.1425	----	----	0.145	10.68	1.00	1.00	3.0	2.00	10.00	50.00	100.0	200.0	400.0		
Endrin Ketone	2	0	Avg	0.3687	0.3617	0.3585	0.3789	0.3886	0.3874	----	----	0.374	10.91	1.00	1.00	3.5	2.00	10.00	50.00	100.0	200.0	400.0		
DCB-Surrogate	2	0	Qua	0.6010	0.5110	0.4246	0.4147	0.3942	0.3778	----	----	0.454	12.47	0.999	1.00	19	2.00	10.00	50.00	100.0	200.0	400.0		
Chlordane (Technical)	2	1	Avg	----	----	----	----	----	----	----	----	0.0225	6.63	-1	-1	Lvl=7	100.0							
Chlordane (Technical)	2	2	Avg	----	----	----	----	----	----	----	----	0.0820	8.02	-1	-1	Lvl=7	100.0							
Chlordane (Technical)	2	3	Avg	----	----	----	----	----	----	----	----	0.0453	8.23	-1	-1	Lvl=7	100.0							
Toxaphene	2	1	Avg	----	----	----	----	----	----	----	----	0.00452	8.91	-1	-1	Lvl=8	500.0							
Toxaphene	2	2	Avg	----	----	----	----	----	----	----	----	0.00512	9.17	-1	-1	Lvl=8	500.0							
Toxaphene	2	3	Avg	----	----	----	----	----	----	----	----	0.00467	9.66	-1	-1	Lvl=8	500.0							
Toxaphene	2	4	Avg	----	----	----	----	----	----	----	----	0.00722	10.41	-1	-1	Lvl=8	500.0							
Toxaphene	2	5	Avg	----	----	----	----	----	----	----	----	0.00516	10.49	-1	-1	Lvl=8	500.0							

Avg Rsd Col 1: 9.10 Avg Rsd Col 2: 8.91

Flags

c - failed the initial calibration criteria(if applicable)

Note:

Col = Column Number
Mr = MultiPeak Analyte 0=single peak analyte..>0=multi peak analyte (i.e. pcb/chlordane etc..)
Fit = Indicates whehter Avg RF, Linear, or Quadratic Curve was used for compound.
Corr 1 = Correlation Coefficient for linear Eq.
Corr 2 = Correlation Coefficient for quad Eq.

All Response Factors = Response Factors / 10000
Initial Calibration Criteria: either %RSD <=20 or Corr >= .995
Columns: Signal #1 db-1701 : Signal #2 db-608

^Lvl: These compounds use a single pt calibration as specified by the method. The file used to update this calibration point is listed in the header under level #

7062915 0387

Form7
Continuing Calibration

Method: EPA 8081B

				6G78407.D			6G78425.D			6G78428.D			6G78448.D			
Data File:				6G78407.D			6G78425.D			6G78428.D			6G78448.D			
Method:				8081			8081			8081			8081			
Calibration Name:				CAL PEST@100PP			CAL PEST@100PP			CAL PEST@100PP			CAL PEST@100PP			
Calibration Date/Time				07/05/17 10:02			07/05/17 15:46			07/06/17 01:36			07/06/17 11:27			
Compound	Limit	Col	Mr	Conc	Conc Exp	%Diff	Conc	Conc Exp	%Diff	Conc	Conc Exp	%Diff	Conc	Conc Exp	%Diff	Conc Conc Exp %Diff
TCMX-Surrogate	20	1	0	91.78	100	8.2	91.87	100	8.1	89.31	100	10.7	95.11	100	4.9	
alpha-BHC	20	1	0	91.91	100	8.1	88.42	100	11.6	91.87	100	8.1	99.8	100	0.2	
gamma-BHC	20	1	0	97.18	100	2.8	95.01	100	5.0	97.83	100	2.2	106.8	100	6.8	
beta-BHC	20	1	0	94.1	100	5.9	91.22	100	8.8	94.85	100	5.2	101.6	100	1.6	
Heptachlor	20	1	0	83.74	100	16.3	92.13	100	7.9	83.03	100	17.0	96.08	100	3.9	
delta-BHC	20	1	0	99.05	100	0.9	95.51	100	4.5	98.28	100	1.7	108.2	100	8.2	
Aldrin	20	1	0	97.71	100	2.3	96.42	100	3.6	99.28	100	0.7	106.6	100	6.6	
Heptachlor Epoxide	20	1	0	96.33	100	3.7	95.51	100	4.5	97.88	100	2.1	104.7	100	4.7	
y-chlordane	20	1	0	101.4	100	1.4	97.36	100	2.6	101.4	100	1.4	108.4	100	8.4	
a-chlordane	20	1	0	100.8	100	0.8	96.3	100	3.7	100.2	100	0.2	106.7	100	6.7	
Endosulfan I	20	1	0	100.4	100	0.4	96.54	100	3.5	100.6	100	0.6	107.2	100	7.2	
p,p'-DDE	20	1	0	99.33	100	0.7	96.54	100	3.5	100.1	100	0.1	106.5	100	6.5	
Dieldrin	20	1	0	101.2	100	1.2	99.3	100	0.7	101.4	100	1.4	108.3	100	8.3	
Endrin	20	1	0	84.56	100	15.4	102.4	100	2.4	89.61	100	10.4	101.5	100	1.5	
p,p'-DDD	20	1	0	100.7	100	0.7	95.98	100	4.0	100.8	100	0.8	108.7	100	8.7	
Endosulfan II	20	1	0	101.1	100	1.1	95.09	100	4.9	99.75	100	0.3	105.9	100	5.8	
p,p'-DDT	20	1	0	109.7	100	9.7	110.9	100	10.9	96.41	100	3.6	109.8	100	9.8	
Endrin Aldehyde	20	1	0	120.6	100	20.6*	104.4	100	4.4	113.7	100	13.7	117	100	17.0	
Endosulfan Sulfate	20	1	0	105.5	100	5.5	99.91	100	0.1	101.3	100	1.3	108.3	100	8.3	
Methoxychlor	20	1	0	103.8	100	3.8	112.9	100	12.9	97.78	100	2.2	113.7	100	13.7	
Endrin Ketone	20	1	0	118.8	100	18.8	98.91	100	1.1	108	100	8.0	118	100	18.0	
DCB-Surrogate	20	1	0	117.9	100	17.9	108.4	100	8.4	107.5	100	7.5	112	100	12.0	
Average Difference	20	1	0			6.6			5.3			4.5			7.7	
TCMX-Surrogate	20	2	0	98.94	100	1.1	100.7	100	0.7	97.06	100	2.9	99.59	100	0.4	
alpha-BHC	20	2	0	91.52	100	8.5	93.81	100	6.2	94.05	100	5.9	98.01	100	2.0	
gamma-BHC	20	2	0	91.34	100	8.7	94.76	100	5.2	93.43	100	6.6	98.37	100	1.6	
beta-BHC	20	2	0	94.64	100	5.4	96.7	100	3.3	96.84	100	3.2	100.5	100	0.5	
Heptachlor	20	2	0	81.74	100	18.3	97.23	100	2.8	83.79	100	16.2	95.01	100	5.0	
delta-BHC	20	2	0	95.47	100	4.5	97.59	100	2.4	96.87	100	3.1	102.5	100	2.5	
Aldrin	20	2	0	94.1	100	5.9	95.55	100	4.4	96.34	100	3.7	98.79	100	1.2	
Heptachlor Epoxide	20	2	0	89.4	100	10.6	90.96	100	9.0	91.1	100	8.9	93.93	100	6.1	
y-chlordane	20	2	0	95.33	100	4.7	97.51	100	2.5	97.09	100	2.9	100.1	100	0.1	
a-chlordane	20	2	0	99.68	100	0.3	100.9	100	0.8	101.2	100	1.2	103.6	100	3.6	
Endosulfan I	20	2	0	96.16	100	3.8	97.86	100	2.1	97.59	100	2.4	100.6	100	0.6	
p,p'-DDE	20	2	0	93.91	100	6.1	96.33	100	3.7	96.7	100	3.3	99.4	100	0.6	
Dieldrin	20	2	0	99.06	100	0.9	100.1	100	0.1	100.6	100	0.6	103.6	100	3.6	
Endrin	20	2	0	84.15	100	15.9	108.2	100	8.2	91.48	100	8.5	100.5	100	0.5	
p,p'-DDD	20	2	0	96.48	100	3.5	101.6	100	1.6	98.68	100	1.3	104.3	100	4.3	
Endosulfan II	20	2	0	100.7	100	0.7	100.1	100	0.1	100.3	100	0.3	102.3	100	2.3	
p,p'-DDT	20	2	0	93.59	100	6.4	108.1	100	8.1	84.22	100	15.8	97.56	100	2.4	
Endrin Aldehyde	20	2	0	104.5	100	4.5	97.53	100	2.5	99.12	100	0.9	101.5	100	1.5	
Endosulfan Sulfate	20	2	0	97.95	100	2.1	98.91	100	1.1	96.39	100	3.6	102.1	100	2.1	
Methoxychlor	20	2	0	83.59	100	16.4	109.6	100	9.6	80.71	100	19.3	95.76	100	4.2	
Endrin Ketone	20	2	0	114.9	100	14.9	109.4	100	9.3	107.1	100	7.1	111.4	100	11.4	
DCB-Surrogate	20	2	0	107.1	100	7.1	105.6	100	5.6	99.65	100	0.3	101.8	100	1.8	
Average Difference	20	2	0			6.8			4.1			5.4			2.7	

Flags/Notes: **** - Values outside of limits for this column/run***

Form7

RtWindow Summary

Method: EPA 8081B

Data File:			6G78225.D		6G78407.D		6G78428.D					
Calibration Name:			CAL PEST@2PPB		CAL PEST@100PPB		CAL PEST@100PPB					
Calibration Date/Time			6/27/2017 11:50:00 AM		7/5/2017 10:02:00 AM		7/6/2017 1:36:00 AM					
Compound	Col	Mr	Cal RT	Limit	Cal RT	Limit	Cal RT	Limit	Cal RT	Limit	Cal RT	Limit
TCMX-Surrogate	1	0	4.64	(4.58 - 4.70)	4.62	(4.56 - 4.68)	4.62	(4.56 - 4.68)				
alpha-BHC	1	0	5.85	(5.81 - 5.89)	5.83	(5.79 - 5.87)	5.83	(5.79 - 5.87)				
gamma-BHC	1	0	6.37	(6.33 - 6.41)	6.36	(6.32 - 6.40)	6.36	(6.32 - 6.40)				
beta-BHC	1	0	7.30	(7.22 - 7.38)	7.28	(7.20 - 7.36)	7.28	(7.20 - 7.36)				
Heptachlor	1	0	6.66	(6.62 - 6.70)	6.64	(6.60 - 6.68)	6.64	(6.60 - 6.68)				
delta-BHC	1	0	7.63	(7.55 - 7.71)	7.61	(7.53 - 7.69)	7.62	(7.54 - 7.70)				
Aldrin	1	0	7.03	(6.95 - 7.11)	7.01	(6.93 - 7.09)	7.01	(6.93 - 7.09)				
Heptachlor Epoxide	1	0	7.88	(7.84 - 7.92)	7.86	(7.82 - 7.90)	7.86	(7.82 - 7.90)				
v-chlordane	1	0	8.28	(8.24 - 8.32)	8.26	(8.22 - 8.30)	8.27	(8.23 - 8.31)				
a-chlordane	1	0	8.35	(8.31 - 8.39)	8.33	(8.29 - 8.37)	8.33	(8.29 - 8.37)				
Endosulfan I	1	0	8.24	(8.20 - 8.28)	8.22	(8.18 - 8.26)	8.22	(8.18 - 8.26)				
p,p'-DDE	1	0	8.44	(8.36 - 8.52)	8.42	(8.34 - 8.50)	8.42	(8.34 - 8.50)				
Dieldrin	1	0	8.69	(8.61 - 8.77)	8.67	(8.59 - 8.75)	8.67	(8.59 - 8.75)				
Endrin	1	0	8.95	(8.91 - 8.99)	8.93	(8.89 - 8.97)	8.93	(8.89 - 8.97)				
o,p'-DDD	1	0	9.40	(9.32 - 9.48)	9.39	(9.31 - 9.47)	9.39	(9.31 - 9.47)				
Endosulfan II	1	0	9.52	(9.44 - 9.60)	9.50	(9.42 - 9.58)	9.51	(9.43 - 9.59)				
o,p'-DDT	1	0	9.61	(9.53 - 9.69)	9.59	(9.51 - 9.67)	9.60	(9.52 - 9.68)				
Endrin Aldehyde	1	0	10.02	(9.94 - 10.10)	10.00	(9.92 - 10.08)	10.01	(9.93 - 10.09)				
Endosulfan Sulfate	1	0	10.39	(10.35 - 10.43)	10.38	(10.34 - 10.42)	10.38	(10.34 - 10.42)				
Methoxychlor	1	0	10.31	(10.27 - 10.35)	10.30	(10.26 - 10.34)	10.30	(10.26 - 10.34)				
Endrin Ketone	1	0	10.90	(10.82 - 10.98)	10.88	(10.80 - 10.96)	10.89	(10.81 - 10.97)				
DCB-Surrogate	1	0	11.85	(11.79 - 11.91)	11.83	(11.77 - 11.89)	11.83	(11.77 - 11.89)				
Chlordane (Technical	1	1										
Chlordane (Technical	1	2										
Chlordane (Technical	1	3										
Toxaphene	1	1	9.08	(9.04 - 9.12)								
Toxaphene	1	2	9.21	(9.17 - 9.25)								
Toxaphene	1	3	9.55	(9.51 - 9.59)								
Toxaphene	1	4	9.88	(9.84 - 9.92)								
Toxaphene	1	5	10.34	(10.30 - 10.38)								
TCMX-Surrogate	2	0	4.70	(4.64 - 4.76)	4.68	(4.62 - 4.74)	4.69	(4.63 - 4.75)				
alpha-BHC	2	0	5.64	(5.60 - 5.68)	5.63	(5.59 - 5.67)	5.63	(5.59 - 5.67)				
gamma-BHC	2	0	6.18	(6.14 - 6.22)	6.17	(6.13 - 6.21)	6.17	(6.13 - 6.21)				
beta-BHC	2	0	6.26	(6.18 - 6.34)	6.25	(6.17 - 6.33)	6.25	(6.17 - 6.33)				
Heptachlor	2	0	6.63	(6.59 - 6.67)	6.61	(6.57 - 6.65)	6.62	(6.58 - 6.66)				
delta-BHC	2	0	6.77	(6.69 - 6.85)	6.75	(6.67 - 6.83)	6.75	(6.67 - 6.83)				
Aldrin	2	0	7.08	(7.00 - 7.16)	7.06	(6.98 - 7.14)	7.07	(6.99 - 7.15)				
Heptachlor Epoxide	2	0	7.81	(7.77 - 7.85)	7.80	(7.76 - 7.84)	7.80	(7.76 - 7.84)				
v-chlordane	2	0	8.02	(7.98 - 8.06)	8.01	(7.97 - 8.05)	8.01	(7.97 - 8.05)				
a-chlordane	2	0	8.23	(8.19 - 8.27)	8.21	(8.17 - 8.25)	8.21	(8.17 - 8.25)				
Endosulfan I	2	0	8.28	(8.24 - 8.32)	8.26	(8.22 - 8.30)	8.26	(8.22 - 8.30)				
p,p'-DDE	2	0	8.52	(8.44 - 8.60)	8.51	(8.43 - 8.59)	8.51	(8.43 - 8.59)				
Dieldrin	2	0	8.67	(8.59 - 8.75)	8.66	(8.57 - 8.73)	8.66	(8.58 - 8.74)				
Endrin	2	0	9.14	(9.10 - 9.18)	9.13	(9.09 - 9.17)	9.13	(9.09 - 9.17)				
o,p'-DDD	2	0	9.23	(9.15 - 9.31)	9.22	(9.14 - 9.30)	9.22	(9.14 - 9.30)				
Endosulfan II	2	0	9.36	(9.28 - 9.44)	9.35	(9.27 - 9.43)	9.35	(9.27 - 9.43)				
o,p'-DDT	2	0	9.61	(9.53 - 9.69)	9.60	(9.52 - 9.68)	9.60	(9.52 - 9.68)				
Endrin Aldehyde	2	0	9.77	(9.69 - 9.85)	9.76	(9.68 - 9.84)	9.76	(9.68 - 9.84)				
Endosulfan Sulfate	2	0	9.92	(9.88 - 9.96)	9.91	(9.87 - 9.95)	9.91	(9.87 - 9.95)				
Methoxychlor	2	0	10.68	(10.64 - 10.72)	10.66	(10.62 - 10.70)	10.66	(10.62 - 10.70)				
Endrin Ketone	2	0	10.91	(10.83 - 10.99)	10.89	(10.81 - 10.97)	10.89	(10.81 - 10.97)				
DCB-Surrogate	2	0	12.48	(12.42 - 12.54)	12.46	(12.40 - 12.52)	12.46	(12.40 - 12.52)				
Chlordane (Technical	2	1										
Chlordane (Technical	2	2										
Chlordane (Technical	2	3										
Toxaphene	2	1	8.91	(8.87 - 8.95)								
Toxaphene	2	2	9.17	(9.13 - 9.21)								
Toxaphene	2	3	9.66	(9.62 - 9.70)								
Toxaphene	2	4	10.41	(10.37 - 10.45)								
Toxaphene	2	5	10.49	(10.45 - 10.53)								

Metal Data

Form1
Inorganic Analysis Data Sheet

Sample ID:	AC98737-001	% Solid:	87	Lab Name:	Hampton-Clarke	Nras No:	
Client Id:	SB-2	Units:	MG/KG	Lab Code:		Sdg No:	
Matrix:	SOIL	Date Rec:	6/30/2017	Contract:		Case No:	
Level:	LOW						

Cas No.	Analyte	RL	Conc	Dil Fact	Initial Wt/Vol	Final Wt/Vol	Analysis Date	Prep Batch	File:	Seq Num	M	Instr
7429-90-5	Aluminum	230	11000	1	0.5	50	07/03/17	60936	S21173B3	34	P	PEICPRAD3A
7440-39-3	Barium	11	160	1	0.5	50	07/03/17	60936	S21173A3	40	P	PEICP3A
7440-70-2	Calcium	1100	8300	1	0.5	50	07/03/17	60936	S21173B3	34	P	PEICPRAD3A
7440-47-3	Chromium	5.7	23	1	0.5	50	07/03/17	60936	S21173A3	40	P	PEICP3A
7440-48-4	Cobalt	2.9	7.7	1	0.5	50	07/03/17	60936	S21173A3	40	P	PEICP3A
7440-50-8	Copper	5.7	61	1	0.5	50	07/03/17	60936	S21173A3	40	P	PEICP3A
7439-89-6	Iron	230	19000	1	0.5	50	07/03/17	60936	S21173B3	34	P	PEICPRAD3A
7439-92-1	Lead	5.7	520	1	0.5	50	07/03/17	60936	S21173A3	40	P	PEICP3A
7439-95-4	Magnesium	570	4300	1	0.5	50	07/03/17	60936	S21173B3	34	P	PEICPRAD3A
7439-96-5	Manganese	11	360	1	0.5	50	07/03/17	60936	S21173A3	40	P	PEICP3A
7439-97-6	Mercury	0.096	1.9	1	0.15	25	07/06/17	60936	H21173S	28	CV	HGCV1A
7440-02-0	Nickel	5.7	18	1	0.5	50	07/03/17	60936	S21173A3	40	P	PEICP3A
7440-09-7	Potassium	570	940	1	0.5	50	07/03/17	60936	S21173B3	34	P	PEICPRAD3A
7440-23-5	Sodium	290	440	1	0.5	50	07/03/17	60936	S21173B3	34	P	PEICPRAD3A
7440-62-2	Vanadium	11	24	1	0.5	50	07/03/17	60936	S21173A3	40	P	PEICP3A
7440-66-6	Zinc	11	300	1	0.5	50	07/03/17	60936	S21173A3	40	P	PEICP3A

Comments: _____

Flag Codes:

U or ND - Indicates Compound was not found above the detection/reporting limit
P - ICP-AES
CV -ColdVapor
MS - ICP-MS

Form1
Inorganic Analysis Data Sheet

Sample ID:	AC98737-001	% Solid:	87	Lab Name:	Hampton-Clarke	Nras No:	
Client Id:	SB-2	Units:	MG/KG	Lab Code:		Sdg No:	
Matrix:	SOIL	Date Rec:	6/30/2017	Contract:		Case No:	
Level:	LOW						

Cas No.	Analyte	RL	Conc	Dil Fact	Initial Wt/Vol	Final Wt/Vol	Analysis Date	Prep Batch	File:	Seq Num	M	Instr
7440-36-0	Antimony	0.92	ND	1	0.5	100	07/03/17	60937	S070317B	38	MS	MS2_7500SWA
7440-38-2	Arsenic	0.23	6.6	1	0.5	100	07/03/17	60937	S070317B	38	MS	MS2_7500SWA
7440-41-7	Beryllium	0.23	0.44	1	0.5	100	07/03/17	60937	S070317B	38	MS	MS2_7500SWA
7440-43-9	Cadmium	0.46	1.2	1	0.5	100	07/03/17	60937	S070317B	38	MS	MS2_7500SWA
7782-49-2	Selenium	2.3	ND	1	0.5	100	07/03/17	60937	S070317B	38	MS	MS2_7500SWA
7440-22-4	Silver	0.23	ND	1	0.5	100	07/03/17	60937	S070317B	38	MS	MS2_7500SWA
7440-28-0	Thallium	0.46	ND	1	0.5	100	07/03/17	60937	S070317B	38	MS	MS2_7500SWA

Comments: _____

Flag Codes:

U or ND - Indicates Compound was not found above the detection/reporting limit
P - ICP-AES
CV -ColdVapor
MS - ICP-MS

Form1
Inorganic Analysis Data Sheet

Sample ID:	AC98737-007	% Solid:	87	Lab Name:	Hampton-Clarke	Nras No:	
Client Id:	SB-25	Units:	MG/KG	Lab Code:		Sdg No:	
Matrix:	SOIL	Date Rec:	6/30/2017	Contract:		Case No:	
Level:	LOW						

Cas No.	Analyte	RL	Conc	Dil Fact	Initial Wt/Vol	Final Wt/Vol	Analysis Date	Prep Batch	File:	Seq Num	M	Instr
7429-90-5	Aluminum	230	26000	1	0.5	50	07/03/17	60936	S21173B3	35	P	PEICPRAD3A
7440-39-3	Barium	11	140	1	0.5	50	07/03/17	60936	S21173A3	41	P	PEICP3A
7440-70-2	Calcium	1100	4100	1	0.5	50	07/03/17	60936	S21173B3	35	P	PEICPRAD3A
7440-47-3	Chromium	5.7	32	1	0.5	50	07/03/17	60936	S21173A3	41	P	PEICP3A
7440-48-4	Cobalt	2.9	14	1	0.5	50	07/03/17	60936	S21173A3	41	P	PEICP3A
7440-50-8	Copper	5.7	31	1	0.5	50	07/03/17	60936	S21173A3	41	P	PEICP3A
7439-89-6	Iron	230	39000	1	0.5	50	07/03/17	60936	S21173B3	35	P	PEICPRAD3A
7439-92-1	Lead	5.7	260	1	0.5	50	07/03/17	60936	S21173A3	41	P	PEICP3A
7439-95-4	Magnesium	570	6700	1	0.5	50	07/03/17	60936	S21173B3	35	P	PEICPRAD3A
7439-96-5	Manganese	11	930	1	0.5	50	07/03/17	60936	S21173A3	41	P	PEICP3A
7439-97-6	Mercury	0.096	0.25	1	0.15	25	07/06/17	60936	H21173S	29	CV	HGCV1A
7440-02-0	Nickel	5.7	28	1	0.5	50	07/03/17	60936	S21173A3	41	P	PEICP3A
7440-09-7	Potassium	570	1300	1	0.5	50	07/03/17	60936	S21173B3	35	P	PEICPRAD3A
7440-23-5	Sodium	290	ND	1	0.5	50	07/03/17	60936	S21173B3	35	P	PEICPRAD3A
7440-62-2	Vanadium	11	41	1	0.5	50	07/03/17	60936	S21173A3	41	P	PEICP3A
7440-66-6	Zinc	11	120	1	0.5	50	07/03/17	60936	S21173A3	41	P	PEICP3A

Comments: _____

Flag Codes:

U or ND - Indicates Compound was not found above the detection/reporting limit
P - ICP-AES
CV -ColdVapor
MS - ICP-MS

Form1
Inorganic Analysis Data Sheet

Sample ID:	AC98737-007	% Solid:	87	Lab Name:	Hampton-Clarke	Nras No:	
Client Id:	SB-25	Units:	MG/KG	Lab Code:		Sdg No:	
Matrix:	SOIL	Date Rec:	6/30/2017	Contract:		Case No:	
Level:	LOW						

Cas No.	Analyte	RL	Conc	Dil Fact	Initial Wt/Vol	Final Wt/Vol	Analysis Date	Prep Batch	File:	Seq Num	M	Instr
7440-36-0	Antimony	0.92	ND	1	0.5	100	07/06/17	60937	S070617B	37	MS	MS2_7500SWA
7440-38-2	Arsenic	0.23	6.2	1	0.5	100	07/06/17	60937	S070617B	37	MS	MS2_7500SWA
7440-41-7	Beryllium	0.23	0.50	1	0.5	100	07/06/17	60937	S070617B	37	MS	MS2_7500SWA
7440-43-9	Cadmium	0.46	ND	1	0.5	100	07/06/17	60937	S070617B	37	MS	MS2_7500SWA
7782-49-2	Selenium	2.3	ND	1	0.5	100	07/06/17	60937	S070617B	37	MS	MS2_7500SWA
7440-22-4	Silver	0.23	ND	1	0.5	100	07/06/17	60937	S070617B	37	MS	MS2_7500SWA
7440-28-0	Thallium	0.46	ND	1	0.5	100	07/06/17	60937	S070617B	37	MS	MS2_7500SWA

Comments: _____

Flag Codes:

U or ND - Indicates Compound was not found above the detection/reporting limit
P - ICP-AES
CV -ColdVapor
MS - ICP-MS

Form1
Inorganic Analysis Data Sheet

Sample ID:	AC98737-008	% Solid:	85	Lab Name:	Hampton-Clarke	Nras No:	
Client Id:	SB-24C	Units:	MG/KG	Lab Code:		Sdg No:	
Matrix:	SOIL	Date Rec:	6/30/2017	Contract:		Case No:	
Level:	LOW						

Cas No.	Analyte	RL	Conc	Dil Fact	Initial Wt/Vol	Final Wt/Vol	Analysis Date	Prep Batch	File:	Seq Num	M	Instr
7429-90-5	Aluminum	240	15000	1	0.5	50	07/03/17	60936	S21173B3	39	P	PEICPRAD3A
7440-39-3	Barium	12	120	1	0.5	50	07/03/17	60936	S21173A3	45	P	PEICP3A
7440-70-2	Calcium	1200	1800	1	0.5	50	07/03/17	60936	S21173B3	39	P	PEICPRAD3A
7440-47-3	Chromium	5.9	26	1	0.5	50	07/03/17	60936	S21173A3	45	P	PEICP3A
7440-48-4	Cobalt	2.9	9.1	1	0.5	50	07/03/17	60936	S21173A3	45	P	PEICP3A
7440-50-8	Copper	5.9	32	1	0.5	50	07/03/17	60936	S21173A3	45	P	PEICP3A
7439-89-6	Iron	240	24000	1	0.5	50	07/03/17	60936	S21173B3	39	P	PEICPRAD3A
7439-92-1	Lead	5.9	290	1	0.5	50	07/03/17	60936	S21173A3	45	P	PEICP3A
7439-95-4	Magnesium	590	4200	1	0.5	50	07/03/17	60936	S21173B3	39	P	PEICPRAD3A
7439-96-5	Manganese	12	300	1	0.5	50	07/03/17	60936	S21173A3	45	P	PEICP3A
7439-97-6	Mercury	0.098	1.4	1	0.15	25	07/06/17	60936	H21173S	30	CV	HGCV1A
7440-02-0	Nickel	5.9	20	1	0.5	50	07/03/17	60936	S21173A3	45	P	PEICP3A
7440-09-7	Potassium	590	1300	1	0.5	50	07/03/17	60936	S21173B3	39	P	PEICPRAD3A
7440-23-5	Sodium	290	490	1	0.5	50	07/03/17	60936	S21173B3	39	P	PEICPRAD3A
7440-62-2	Vanadium	12	29	1	0.5	50	07/03/17	60936	S21173A3	45	P	PEICP3A
7440-66-6	Zinc	12	200	1	0.5	50	07/03/17	60936	S21173A3	45	P	PEICP3A

Comments: _____

Flag Codes:

U or ND - Indicates Compound was not found above the detection/reporting limit
P - ICP-AES
CV -ColdVapor
MS - ICP-MS

Form1
Inorganic Analysis Data Sheet

Sample ID:	AC98737-008	% Solid:	85	Lab Name:	Hampton-Clarke	Nras No:	
Client Id:	SB-24C	Units:	MG/KG	Lab Code:		Sdg No:	
Matrix:	SOIL	Date Rec:	6/30/2017	Contract:		Case No:	
Level:	LOW						

Cas No.	Analyte	RL	Conc	Dil Fact	Initial Wt/Vol	Final Wt/Vol	Analysis Date	Prep Batch	File:	Seq Num	M	Instr
7440-36-0	Antimony	0.94	ND	1	0.5	100	07/06/17	60937	S070617B	38	MS	MS2_7500SWA
7440-38-2	Arsenic	0.24	3.2	1	0.5	100	07/06/17	60937	S070617B	38	MS	MS2_7500SWA
7440-41-7	Beryllium	0.24	0.43	1	0.5	100	07/06/17	60937	S070617B	38	MS	MS2_7500SWA
7440-43-9	Cadmium	0.47	ND	1	0.5	100	07/06/17	60937	S070617B	38	MS	MS2_7500SWA
7782-49-2	Selenium	2.4	ND	1	0.5	100	07/06/17	60937	S070617B	38	MS	MS2_7500SWA
7440-22-4	Silver	0.24	ND	1	0.5	100	07/06/17	60937	S070617B	38	MS	MS2_7500SWA
7440-28-0	Thallium	0.47	ND	1	0.5	100	07/06/17	60937	S070617B	38	MS	MS2_7500SWA

Comments: _____

Flag Codes:

U or ND - Indicates Compound was not found above the detection/reporting limit
P - ICP-AES
CV -ColdVapor
MS - ICP-MS

Form1
Inorganic Analysis Data Sheet

Sample ID:	AC98737-009	% Solid:	86	Lab Name:	Hampton-Clarke	Nras No:	
Client Id:	SB-24	Units:	MG/KG	Lab Code:		Sdg No:	
Matrix:	SOIL	Date Rec:	6/30/2017	Contract:		Case No:	
Level:	LOW						

Cas No.	Analyte	RL	Conc	Dil Fact	Initial Wt/Vol	Final Wt/Vol	Analysis Date	Prep Batch	File:	Seq Num	M	Instr
7429-90-5	Aluminum	230	16000	1	0.5	50	07/03/17	60936	S21173B3	40	P	PEICPRAD3A
7440-39-3	Barium	12	750	1	0.5	50	07/03/17	60936	S21173A3	46	P	PEICP3A
7440-70-2	Calcium	1200	36000	1	0.5	50	07/03/17	60936	S21173B3	40	P	PEICPRAD3A
7440-47-3	Chromium	5.8	45	1	0.5	50	07/03/17	60936	S21173A3	46	P	PEICP3A
7440-48-4	Cobalt	2.9	12	1	0.5	50	07/03/17	60936	S21173A3	46	P	PEICP3A
7440-50-8	Copper	5.8	140	1	0.5	50	07/03/17	60936	S21173A3	46	P	PEICP3A
7439-89-6	Iron	230	43000	1	0.5	50	07/03/17	60936	S21173B3	40	P	PEICPRAD3A
7439-92-1	Lead	5.8	4300	1	0.5	50	07/03/17	60936	S21173A3	46	P	PEICP3A
7439-95-4	Magnesium	580	12000	1	0.5	50	07/03/17	60936	S21173B3	40	P	PEICPRAD3A
7439-96-5	Manganese	12	670	1	0.5	50	07/03/17	60936	S21173A3	46	P	PEICP3A
7439-97-6	Mercury	0.097	0.89	1	0.15	25	07/06/17	60936	H21173S	31	CV	HGCV1A
7440-02-0	Nickel	5.8	36	1	0.5	50	07/03/17	60936	S21173A3	46	P	PEICP3A
7440-09-7	Potassium	580	1700	1	0.5	50	07/03/17	60936	S21173B3	40	P	PEICPRAD3A
7440-23-5	Sodium	290	710	1	0.5	50	07/03/17	60936	S21173B3	40	P	PEICPRAD3A
7440-62-2	Vanadium	12	49	1	0.5	50	07/03/17	60936	S21173A3	46	P	PEICP3A
7440-66-6	Zinc	12	1500	1	0.5	50	07/03/17	60936	S21173A3	46	P	PEICP3A

Comments: _____

Flag Codes:

U or ND - Indicates Compound was not found above the detection/reporting limit
P - ICP-AES
CV -ColdVapor
MS - ICP-MS

Form1
Inorganic Analysis Data Sheet

Sample ID:	AC98737-009	% Solid:	86	Lab Name:	Hampton-Clarke	Nras No:	
Client Id:	SB-24	Units:	MG/KG	Lab Code:		Sdg No:	
Matrix:	SOIL	Date Rec:	6/30/2017	Contract:		Case No:	
Level:	LOW						

Cas No.	Analyte	RL	Conc	Dil Fact	Initial Wt/Vol	Final Wt/Vol	Analysis Date	Prep Batch	File:	Seq Num	M	Instr
7440-36-0	Antimony	0.93	ND	1	0.5	100	07/06/17	60937	S070617B	43	MS	MS2_7500SWA
7440-38-2	Arsenic	0.23	13	1	0.5	100	07/06/17	60937	S070617B	43	MS	MS2_7500SWA
7440-41-7	Beryllium	0.23	0.52	1	0.5	100	07/06/17	60937	S070617B	43	MS	MS2_7500SWA
7440-43-9	Cadmium	0.47	4.2	1	0.5	100	07/06/17	60937	S070617B	43	MS	MS2_7500SWA
7782-49-2	Selenium	2.3	2.4	1	0.5	100	07/06/17	60937	S070617B	43	MS	MS2_7500SWA
7440-22-4	Silver	0.23	0.39	1	0.5	100	07/06/17	60937	S070617B	43	MS	MS2_7500SWA
7440-28-0	Thallium	0.47	ND	1	0.5	100	07/06/17	60937	S070617B	43	MS	MS2_7500SWA

Comments: _____

Flag Codes:

U or ND - Indicates Compound was not found above the detection/reporting limit
P - ICP-AES
CV -ColdVapor
MS - ICP-MS

Form1
Inorganic Analysis Data Sheet

Sample ID: MB 60936 (100) % Solid: 0 Lab Name: Hampton-Clarke
Client Id: MB 60936 (100) Units: MG/KG Lab Code:
Matrix: SOIL
Level: LOW

Cas No.	Analyte	RL	Conc	Dil Fact	Initial Wt/Vol	Final Wt/Vol	Analysis Date	Prep Batch	File:	Seq Num	M	Instr
7429-90-5	Aluminum	200	ND	1	0.5	50	07/03/17	60936	S21173B3	11	P	PEICPRAD3A
7440-39-3	Barium	10	ND	1	0.5	50	07/03/17	60936	S21173A3	12	P	PEICP3A
7440-41-7	Beryllium	1.2	ND	1	0.5	50	07/03/17	60936	S21173A3	12	P	PEICP3A
7440-42-8	Boron	20	ND	1	0.5	50	07/05/17	60936	S21173C2	11	P	PEICP2A
7440-70-2	Calcium	1000	ND	1	0.5	50	07/03/17	60936	S21173B3	11	P	PEICPRAD3A
7440-47-3	Chromium	5.0	ND	1	0.5	50	07/03/17	60936	S21173A3	12	P	PEICP3A
7440-48-4	Cobalt	2.5	ND	1	0.5	50	07/03/17	60936	S21173A3	12	P	PEICP3A
7440-50-8	Copper	5.0	ND	1	0.5	50	07/03/17	60936	S21173A3	12	P	PEICP3A
7439-89-6	Iron	200	ND	1	0.5	50	07/03/17	60936	S21173B3	11	P	PEICPRAD3A
7439-92-1	Lead	5.0	ND	1	0.5	50	07/03/17	60936	S21173A3	12	P	PEICP3A
7439-95-4	Magnesium	500	ND	1	0.5	50	07/03/17	60936	S21173B3	11	P	PEICPRAD3A
7439-96-5	Manganese	10	ND	1	0.5	50	07/03/17	60936	S21173A3	12	P	PEICP3A
7439-98-7	Molybdenum	2.5	ND	1	0.5	50	07/03/17	60936	S21173A3	12	P	PEICP3A
7440-02-0	Nickel	5.0	ND	1	0.5	50	07/03/17	60936	S21173A3	12	P	PEICP3A
7440-09-7	Potassium	500	ND	1	0.5	50	07/03/17	60936	S21173B3	11	P	PEICPRAD3A
7440-23-5	Sodium	250	ND	1	0.5	50	07/03/17	60936	S21173B3	11	P	PEICPRAD3A
7440-31-5	Tin	20	ND	1	0.5	50	07/03/17	60936	S21173A3	12	P	PEICP3A
7440-32-6	Titanium	10	ND	1	0.5	50	07/03/17	60936	S21173A3	12	P	PEICP3A
7440-62-2	Vanadium	10	ND	1	0.5	50	07/03/17	60936	S21173A3	12	P	PEICP3A
7440-66-6	Zinc	10	ND	1	0.5	50	07/03/17	60936	S21173A3	12	P	PEICP3A

Comments: _____

Flag Codes:

U or ND - Indicates Compound was not found above the detection/reporting limit
P - ICP-AES
CV -ColdVapor
MS - ICP-MS

Form1
Inorganic Analysis Data Sheet

Sample ID: MB 60936 (167) % Solid: 0 Lab Name: Hampton-Clarke
Client Id: MB 60936 (167) Units: MG/KG Lab Code:
Matrix: SOIL
Level: LOW

Cas No.	Analyte	RL	Conc	Dil Fact	Initial Wt/Vol	Final Wt/Vol	Analysis Date	Prep Batch	File:	Seq Num	M	Instr
7439-97-6	Mercury	0.083	ND	1	0.15	25	07/06/17	60936	H21173S	11	CV	HGCV1A

Comments:

Flag Codes:

U or ND - Indicates Compound was not found above the detection/reporting limit
P - ICP-AES
CV -ColdVapor
MS - ICP-MS

Form1
Inorganic Analysis Data Sheet

Sample ID: MB 60937
Client Id: MB 60937
Matrix: SOIL
Level: LOW

% Solid: 0
Units: MG/KG

Lab Name: Hampton-Clarke
Lab Code:

Cas No.	Analyte	RL	Conc	Dil Fact	Initial Wt/Vol	Final Wt/Vol	Analysis Date	Prep Batch	File:	Seq Num	M	Instr
7440-36-0	Antimony	0.80	ND	1	0.5	100	07/03/17	60937	S070317B	17	MS	MS2_7500SWA
7440-38-2	Arsenic	0.20	ND	1	0.5	100	07/03/17	60937	S070317B	17	MS	MS2_7500SWA
7440-41-7	Beryllium	0.20	ND	1	0.5	100	07/03/17	60937	S070317B	17	MS	MS2_7500SWA
7440-43-9	Cadmium	0.40	ND	1	0.5	100	07/03/17	60937	S070317B	17	MS	MS2_7500SWA
7782-49-2	Selenium	2.0	ND	1	0.5	100	07/03/17	60937	S070317B	17	MS	MS2_7500SWA
7440-22-4	Silver	0.20	ND	1	0.5	100	07/03/17	60937	S070317B	17	MS	MS2_7500SWA
7440-28-0	Thallium	0.40	ND	1	0.5	100	07/03/17	60937	S070317B	17	MS	MS2_7500SWA

Comments:

Flag Codes:

U or ND - Indicates Compound was not found above the detection/reporting limit
P - ICP-AES
CV -ColdVapor
MS - ICP-MS

FORM 2
(ICV/CCV Summary)

Date Analyzed: 07/03/17
Data File: S21173A3
Prep Batch: 60936
Analytical Method: 6010B/6010C/7470A,7471A/7471B(Hg),6020/6020A
Instrument: PEICP3A
Units: All units in ppm except Hg and icp-ms in ppb
Project Number: 7062915

Lab Name: Hampton-Clarke
Lab Code:
Contract:
Nras No:
Sdg No:
Case No:
ICV/CCV SOURCE: SCP Science

Analyte	ICV/CCV Amt	ICV (1) V-258730-7	Rec	CCV V-258730-20	Rec	CCV V-258730-32	Rec	CCV V-258730-42	Rec	CCV V-258730-53	Rec		Rec		Rec		Rec
Barium	.5/.5	0.51034	102	0.49948	100	0.48705	97	0.49263	99	0.48871	98						
Beryllium	.5/.5	0.50370	101	0.48896	98	0.47199	94	0.47462	95	0.47654	95						
Chromium	.5/.5	0.51952	104	0.50758	102	0.49502	99	0.50141	100	0.50036	100						
Cobalt	.5/.5	0.51325	103	0.50414	101	0.49853	100	0.50951	102	0.49545	99						
Copper	.5/.5	0.51898	104	0.50848	102	0.49790	100	0.50400	101	0.49761	100						
Lead	.5/.5	0.52119	104	0.51295	103	0.50209	100	0.50990	102	0.50098	100						
Manganese	.5/.5	0.51240	102	0.50238	100	0.49013	98	0.49579	99	0.49344	99						
Nickel	.5/.5	0.51423	103	0.50378	101	0.49689	99	0.50630	101	0.49478	99						
Vanadium	.5/.5	0.51096	102	0.49784	100	0.48168	96	0.48539	97	0.48353	97						
Zinc	.5/.5	0.55020	110	0.51357	103	0.50480	101	0.51175	102	0.52158	104						

Notes: a-indicates analyte failed the ICV limits for 6010B/6010C, 6020/6020A
b-indicates analyte failed the ICV limits for 200.7 or 200.8
c-indicates analyte failed the CCV limits for 200.7/200.8/245.1/6010B/6010C (Except Hg 7470/7470A,7471A/7471B),6020/6020A
d-indicates analyte failed the CCV limits Hg 7470A/7471A/7471B

Qc Limits: ICV - 200.7 : 95-105
CCV- 200.7/200.8/6010B/6010C/245.1 : 90-110 (Except Hg 7470/7470A/ 7471A/7471B=80-120)
ICV -6010B/6010C/6020/6020A/200.8 : 90-110

CLP ICP ICV/CCV: 90-110
CLP Hg ICV/CCV: 80-120

FORM 2
(LLICV/LLCCV Summary)

Date Analyzed: 07/03/17
Data File: S21173A3
Prep Batch: 60936
Analytical Method: 6010B/6010C/7470A,7471A/7471B(Hg),6020/6020A
Instrument: PEICP3A
Units: All units in ppm except Hg and icp-ms in ppb
Project Number: 7062915

Lab Name: Hampton-Clarke
Lab Code:
Contract:
Nras No:
Sdg No:
Case No:
ICV/CCV SOURCE: SPEX

Analyte	LLICV/ LLCCV Amt	LLICV V-258493-8	Rec	LLCCV V-258493-21	Rec	LLCCV V-258493-33	Rec	LLCCV V-258493-43	Rec	LLCCV V-258493-54	Rec		Rec		Rec		Rec
Barium	0.1/0.1	0.111323	111	0.110757	111	0.106970	107	0.107396	107	0.105590	106						
Beryllium	0.012/0.012	0.0134527	112	0.0132983	111	0.0127729	106	0.0128276	107	0.0127643	106						
Chromium	0.05/0.05	0.0573470	115	0.0570804	114	0.0550631	110	0.0552332	110	0.0547838	110						
Cobalt	0.025/0.025	0.0264309	106	0.0259801	104	0.0256299	103	0.0253761	102	0.0251053	100						
Copper	0.05/0.05	0.0534242	107	0.0525781	105	0.0501276	100	0.0513422	103	0.0509796	102						
Lead	0.05/0.05	0.0534729	107	0.0547409	109	0.0507353	101	0.0515407	103	0.0532119	106						
Manganese	0.1/0.1	0.105379	105	0.104519	105	0.100420	100	0.101213	101	0.100046	100						
Nickel	0.05/0.05	0.0535012	107	0.0520616	104	0.0507366	101	0.0515473	103	0.0509016	102						
Vanadium	0.1/0.1	0.103156	103	0.100720	101	0.0963455	96	0.0959037	96	0.0955891	96						
Zinc	0.1/0.1	0.107241	107	0.107833	108	0.105041	105	0.105371	105	0.105429	105						

Notes: a-indicates analyte failed the LLICV limits for 6010B, 6010C, 6020, 6020A
c-indicates analyte failed the LLCCV limits for 6010B, 6010C, 6020, 6020A

Qc Limits: LLCCV- 6010B/6010C/6020/6020A (70-130)
LLICV -6010B/6010C/6020/6020A :70-130

FORM 2
(ICV/CCV Summary)

Date Analyzed: 07/03/17
Data File: S21173B3
Prep Batch: 60936
Analytical Method: 6010B/6010C/7470A,7471A/7471B(Hg),6020/6020A
Instrument: PEICPRAD3A
Units: All units in ppm except Hg and icp-ms in ppb
Project Number: 7062915

Lab Name: Hampton-Clarke
Lab Code:
Contract:
Nras No:
Sdg No:
Case No:
ICV/CCV SOURCE: SCP Science

Analyte	ICV/CCV Amt	ICV (1) V-258730-6	Rec	CCV V-258730-19	Rec	CCV V-258730-30	Rec	CCV V-258730-36	Rec	CCV V-258730-47	Rec		Rec		Rec		Rec
Aluminum	5/5	5.12509	103	5.00770	100	4.97398	99	4.94963	99	4.89220	98						
Calcium	50/50	51.50610	103	51.32080	103	50.85530	102	49.58330	99	48.77440	98						
Iron	5/5	5.13561	103	4.99055	100	4.94557	99	4.95541	99	4.90523	98						
Magnesium	50/50	50.75860	102	49.56870	99	48.98690	98	48.73260	97	48.56040	97						
Potassium	50/50	50.42800	101	50.36650	101	51.41220	103	49.63240	99	50.62660	101						
Sodium	50/50	51.28530	103	50.50070	101	51.16240	102	48.27710	97	49.07380	98						

Notes: a-indicates analyte failed the ICV limits for 6010B/6010C, 6020/6020A
b-indicates analyte failed the ICV limits for 200.7 or 200.8
c-indicates analyte failed the CCV limits for 200.7/200.8/245.1/6010B/6010C (Except Hg 7470/7470A,7471A/7471B),6020/6020A
d-indicates analyte failed the CCV limits Hg 7470A/7471A/7471B

Qc Limits: ICV - 200.7 : 95-105
CCV- 200.7/200.8/6010B/6010C/245.1 : 90-110 (Except Hg 7470/7470A/ 7471A/7471B=80-120)
ICV -6010B/6010C/6020/6020A/200.8 : 90-110

CLP ICP ICV/CCV: 90-110
CLP Hg ICV/CCV: 80-120

FORM 2
(LLICV/LLCCV Summary)

Date Analyzed: 07/03/17
Data File: S21173B3
Prep Batch: 60936
Analytical Method: 6010B/6010C/7470A,7471A/7471B(Hg),6020/6020A
Instrument: PEICPRAD3A
Units: All units in ppm except Hg and icp-ms in ppb
Project Number: 7062915

Lab Name: Hampton-Clarke
Lab Code:
Contract:
Nras No:
Sdg No:
Case No:
ICV/CCV SOURCE: SPEX

Analyte	LLICV/ LLCCV Amt	LLICV V-258493-7	Rec	LLCCV V-258493-20	Rec	LLCCV V-258493-31	Rec	LLCCV V-258493-37	Rec	LLCCV V-258493-48	Rec		Rec		Rec		Rec
Aluminum	2.00/2	2.11642	106	2.01745	101	2.05671	103	1.95563	98	1.94051	97						
Calcium	10.00/10	10.6156	106	10.3672	104	10.3633	104	10.2049	102	10.1458	101						
Iron	2.00/2	2.07877	104	2.05785	103	1.96920	98	2.00551	100	2.03703	102						
Magnesium	5.00/5	5.11337	102	4.98508	100	4.97907	100	4.87232	97	4.93036	99						
Potassium	5.00/5	5.66194	113	5.43154	109	5.58038	112	5.33394	107	5.49085	110						
Sodium	2.50/2.5	2.98622	119	2.91769	117	2.72560	109	2.71131	108	2.52344	101						

Notes: a-indicates analyte failed the LLICV limits for 6010B, 6010C, 6020, 6020A
c-indicates analyte failed the LLCCV limits for 6010B, 6010C, 6020, 6020A

Qc Limits: LLCCV- 6010B/6010C/6020/6020A (70-130)
LLICV -6010B/6010C/6020/6020A :70-130

FORM 2
(ICV/CCV Summary)

Date Analyzed: 07/03/17
Data File: S070317B
Prep Batch: 60937
Analytical Method: 6010B/6010C/7470A,7471A/7471B(Hg),6020/6020A
Instrument: MS2_7500SWA
Units: All units in ppm except Hg and icp-ms in ppb
Project Number: 7062915

Lab Name: Hampton-Clarke
Lab Code:
Contract:
Nras No:
Sdg No:
Case No:
ICV/CCV SOURCE: SCP Science

Analyte	ICV/CCV Amt	ICV V-258764-8	Rec	CCV V-258768-14	Rec	CCV V-258768-27	Rec	CCV V-258768-40	Rec	CCV V-258768-53	Rec	CCV V-258768-57	Rec		Rec		Rec
Antimony	50/50	48.99000	98	48.89000	98	47.93000	96	47.36000	95	73.92000	148 c	77.21000	154 c				
Arsenic	50/50	51.35000	103	50.19000	100	49.53000	99	49.23000	98	96.78000	194 c	138.00000	276 c				
Beryllium	50/50	51.72000	103	51.69000	103	50.80000	102	50.23000	100	41.94000	84 c	37.53000	75 c				
Cadmium	50/50	51.38000	103	50.60000	101	50.35000	101	49.92000	100	53.87000	108	56.31000	113 c				
Selenium	50/250	53.21000	106	256.40000	103	255.50000	102	251.80000	101	287.60000	115 c	428.00000	171 c				
Silver	10/50	10.05000	100	49.42000	99	50.07000	100	50.58000	101	48.66000	97	48.90000	98				
Thallium	50/50	50.68000	101	50.45000	101	50.71000	101	49.54000	99	48.05000	96	48.56000	97				

Notes: a-indicates analyte failed the ICV limits for 6010B/6010C, 6020/6020A
b-indicates analyte failed the ICV limits for 200.7 or 200.8
c-indicates analyte failed the CCV limits for 200.7/200.8/245.1/6010B/6010C (Except Hg 7470/7470A,7471A/7471B),6020/6020A
d-indicates analyte failed the CCV limits Hg 7470A/7471A/7471B

Qc Limits: ICV - 200.7 : 95-105
CCV- 200.7/200.8/6010B/6010C/245.1 : 90-110 (Except Hg 7470/7470A/ 7471A/7471B=80-120)
ICV -6010B/6010C/6020/6020A/200.8 : 90-110

CLP ICP ICV/CCV: 90-110
CLP Hg ICV/CCV: 80-120

FORM 2
(LLICV/LLCCV Summary)

Date Analyzed: 07/03/17
Data File: S070317B
Prep Batch: 60937
Analytical Method: 6010B/6010C/7470A,7471A/7471B(Hg),6020/6020A
Instrument: MS2_7500SWA
Units: All units in ppm except Hg and icp-ms in ppb
Project Number: 7062915

Lab Name: Hampton-Clarke
Lab Code:
Contract:
Nras No:
Sdg No:
Case No:
ICV/CCV SOURCE: SPEX

Analyte	LLICV/ LLCCV Amt	LLICV V-258769-9	Rec	LLCCV V-258769-15	Rec	LLCCV V-258769-28	Rec	LLCCV V-258769-41	Rec	LLCCV V-258769-54	Rec	LLCCV V-258769-58	Rec		Rec		Rec
Antimony	4/4	3.675	92	3.630	91	3.590	90	3.555	89	5.467	137 c	5.907	148 c				
Arsenic	1/1	9.725E-01	97	9.854E-01	99	9.985E-01	100	9.837E-01	98	2.553	255 c	4.817	482 c				
Beryllium	1/1	9.543E-01	95	9.377E-01	94	9.371E-01	94	9.296E-01	93	8.873E-01	89	1.164	116				
Cadmium	2/2	1.892	95	1.873	94	1.856	93	1.872	94	2.134	107	3.457	173 c				
Selenium	10/10	10.25	102	10.24	102	10.24	102	10.39	104	23.09	231 c	59.53	595 c				
Silver	1/1	9.114E-01	91	9.241E-01	92	9.008E-01	90	9.087E-01	91	9.484E-01	95	1.054	105				
Thallium	2/2	1.774	89	1.734	87	1.771	89	1.720	86	1.879	94	2.283	114				

Notes: a-indicates analyte failed the LLICV limits for 6010B, 6010C, 6020, 6020A
c-indicates analyte failed the LLCCV limits for 6010B, 6010C, 6020, 6020A

Qc Limits: LLCCV- 6010B/6010C/6020/6020A (70-130)
LLICV -6010B/6010C/6020/6020A :70-130

FORM 2
(ICV/CCV Summary)

Date Analyzed: 07/06/17
Data File: H21173S
Prep Batch: 60936
Analytical Method: 6010B/6010C/7470A,7471A/7471B(Hg),6020/6020A
Instrument: HGCV1A
Units: All units in ppm except Hg and icp-ms in ppb
Project Number: 7062915

Lab Name: Hampton-Clarke
Lab Code:
Contract:
Nras No:
Sdg No:
Case No:
ICV/CCV SOURCE: SCP Science

		ICV (2)-9		CCV-21		CCV-33		CCV-38									
Analyte	ICV/CCV Amt		Rec		Rec		Rec		Rec		Rec		Rec		Rec		Rec
Mercury	20/10	20.02222	100	10.43491	104	10.41665	104	10.33263	103								

Notes: a-indicates analyte failed the ICV limits for 6010B/6010C, 6020/6020A
b-indicates analyte failed the ICV limits for 200.7 or 200.8
c-indicates analyte failed the CCV limits for 200.7/200.8/245.1/6010B/6010C (Except Hg 7470/7470A,7471A/7471B),6020/6020A
d-indicates analyte failed the CCV limits Hg 7470A/7471A/7471B

Qc Limits: ICV - 200.7 : 95-105
CCV- 200.7/200.8/6010B/6010C/245.1 : 90-110 (Except Hg 7470/7470A/ 7471A/7471B=80-120)
ICV -6010B/6010C/6020/6020A/200.8 : 90-110

CLP ICP ICV/CCV: 90-110
CLP Hg ICV/CCV: 80-120

FORM 2
(ICV/CCV Summary)

Date Analyzed: 07/06/17
Data File: S070617B
Prep Batch: 60937
Analytical Method: 6010B/6010C/7470A,7471A/7471B(Hg),6020/6020A
Instrument: MS2_7500SWA
Units: All units in ppm except Hg and icp-ms in ppb
Project Number: 7062915

Lab Name: Hampton-Clarke
Lab Code:
Contract:
Nras No:
Sdg No:
Case No:
ICV/CCV SOURCE: SCP Science

Analyte	ICV/CCV Amt	ICV V-259087-8	Rec	CCV V-259091-14	Rec	CCV V-259091-27	Rec	CCV V-259091-40	Rec	CCV V-259091-51	Rec		Rec		Rec		Rec
Antimony	50/50	47.01000	94	47.92000	96	47.58000	95	47.65000	95	46.74000	93						
Arsenic	50/50	49.74000	99	49.69000	99	50.51000	101	49.44000	99	50.96000	102						
Beryllium	50/50	49.28000	99	50.67000	101	50.43000	101	49.83000	100	48.53000	97						
Cadmium	50/50	50.20000	100	50.28000	101	50.68000	101	50.55000	101	49.73000	99						
Selenium	50/250	51.57000	103	250.60000	100	255.50000	102	247.70000	99	252.60000	101						
Silver	10/50	9.41800	94	49.13000	98	49.56000	99	48.01000	96	49.97000	100						
Thallium	50/50	49.33000	99	51.32000	103	50.96000	102	51.16000	102	50.02000	100						

Notes:
a-indicates analyte failed the ICV limits for 6010B/6010C, 6020/6020A
b-indicates analyte failed the ICV limits for 200.7 or 200.8
c-indicates analyte failed the CCV limits for 200.7/200.8/245.1/6010B/6010C (Except Hg 7470/7470A,7471A/7471B),6020/6020A
d-indicates analyte failed the CCV limits Hg 7470A/7471A/7471B

Qc Limits:
ICV - 200.7 : 95-105
CCV- 200.7/200.8/6010B/6010C/245.1 : 90-110 (Except Hg 7470/7470A/ 7471A/7471B=80-120)
ICV -6010B/6010C/6020/6020A/200.8 : 90-110

CLP ICP ICV/CCV: 90-110
CLP Hg ICV/CCV: 80-120

FORM 2
(LLICV/LLCCV Summary)

Date Analyzed: 07/06/17
Data File: S070617B
Prep Batch: 60937
Analytical Method: 6010B/6010C/7470A,7471A/7471B(Hg),6020/6020A
Instrument: MS2_7500SWA
Units: All units in ppm except Hg and icp-ms in ppb
Project Number: 7062915

Lab Name: Hampton-Clarke
Lab Code:
Contract:
Nras No:
Sdg No:
Case No:
ICV/CCV SOURCE: SPEX

Analyte	LLICV/ LLCCV Amt	LLICV V-259092-9	Rec	LLCCV V-259092-15	Rec	LLCCV V-259092-28	Rec	LLCCV V-259092-41	Rec	LLCCV V-259092-52	Rec		Rec		Rec		Rec
Antimony	4/4	3.590	90	3.577	89	3.591	90	3.486	87	3.573	89						
Arsenic	1/1	1.008	101	9.574E-01	96	9.946E-01	99	1.021	102	9.937E-01	99						
Beryllium	1/1	9.878E-01	99	9.363E-01	94	1.011	101	9.381E-01	94	9.389E-01	94						
Cadmium	2/2	1.928	96	1.895	95	1.994	100	1.871	94	1.887	94						
Selenium	10/10	10.09	101	10.11	101	10.08	101	9.968	100	10.36	104						
Silver	1/1	8.940E-01	89	9.029E-01	90	9.199E-01	92	8.775E-01	88	8.864E-01	89						
Thallium	2/2	1.787	89	1.778	89	1.833	92	1.743	87	1.744	87						

Notes: a-indicates analyte failed the LLICV limits for 6010B, 6010C, 6020, 6020A
c-indicates analyte failed the LLCCV limits for 6010B, 6010C, 6020, 6020A

Qc Limits: LLCCV- 6010B/6010C/6020/6020A (70-130)
LLICV -6010B/6010C/6020/6020A :70-130

FORM 3
(ICB/CCB/MB Summary)

Date Analyzed: 07/03/17
Data File: S21173A3
Prep Batch: 60936
Reporting Limits Used: 6010B/6010C/7470A,7471A/7471B(Hg),6020/6020A
Instrument: PEICP3A
Units: All units in ppm except Hg and icp-ms in ppb
Project Number: 7062915

Lab Name: Hampton-Clarke
Lab Code:
Contract:
Nras No:
Sdg No:
Case No:

Analyte	ICB V-258908-9	CCB V-258908-22	CCB V-258908-34	CCB V-258908-44	CCB V-258908-55	MB 60936 (100)-12		
Barium	.1 U	.1 U	.1 U	.1 U	.1 U	10 U		
Beryllium	.012 U	.012 U	.012 U	.012 U	.012 U	1.2 U		
Chromium	.05 U	.05 U	.05 U	.05 U	.05 U	5 U		
Cobalt	.025 U	.025 U	.025 U	.025 U	.025 U	2.5 U		
Copper	.05 U	.05 U	.05 U	.05 U	.05 U	5 U		
Lead	.05 U	.05 U	.05 U	.05 U	.05 U	5 U		
Manganese	.1 U	.1 U	.1 U	.1 U	.1 U	10 U		
Nickel	.05 U	.05 U	.05 U	.05 U	.05 U	5 U		
Vanadium	.1 U	.1 U	.1 U	.1 U	.1 U	10 U		
Zinc	.1 U	.1 U	.1 U	.1 U	.1 U	10 U		

Notes: a-indicates absolute value of result found above the reporting limits in CCB/ICB or result found above reporting limit in the MB
u-indicates result below reporting limit

FORM 3
(ICB/CCB/MB Summary)

Date Analyzed: 07/03/17
Data File: S21173B3
Prep Batch: 60936
Reporting Limits Used: 6010B/6010C/7470A,7471A/7471B(Hg),6020/6020A
Instrument: PEICPRAD3A
Units: All units in ppm except Hg and icp-ms in ppb
Project Number: 7062915

Lab Name: Hampton-Clarke
Lab Code:
Contract:
Nras No:
Sdg No:
Case No:

Analyte	ICB V-258908-8	CCB V-258908-21	CCB V-258908-32	CCB V-258908-38	CCB V-258908-49	MB 60936 (100)-11		
Aluminum	2 U	2 U	2 U	2 U	2 U	200 U		
Calcium	10 U	10 U	10 U	10 U	10 U	1000 U		
Iron	2 U	2 U	2 U	2 U	2 U	200 U		
Magnesium	5 U	5 U	5 U	5 U	5 U	500 U		
Potassium	5 U	5 U	5 U	5 U	5 U	500 U		
Sodium	2.5 U	2.5 U	2.5 U	2.5 U	2.5 U	250 U		

Notes: a-indicates absolute value of result found above the reporting limits in CCB/ICB or result found above reporting limit in the MB
u-indicates result below reporting limit

FORM 3
(ICB/CCB/MB Summary)

Date Analyzed: 07/03/17
Data File: S070317B
Prep Batch: 60937
Reporting Limits Used: 6010B/6010C/7470A,7471A/7471B(Hg),6020/6020A
Instrument: MS2_7500SWA
Units: All units in ppm except Hg and icp-ms in ppb
Project Number: 7062915

Lab Name: Hampton-Clarke
Lab Code:
Contract:
Nras No:
Sdg No:
Case No:

Analyte	ICB V-258765-10	CCB V-258765-16	CCB V-258765-29	CCB V-258765-42	CCB V-258765-55	CCB V-258765-59	MB 60937-17
Antimony	4 U	4 U	4 U	4 U	4 U	4 U	800 U
Arsenic	1 U	1 U	1 U	1 U	1 U	3.36 a	200 U
Beryllium	1 U	1 U	1 U	1 U	1 U	1.05 a	200 U
Cadmium	2 U	2 U	2 U	2 U	2 U	3.19 a	400 U
Selenium	10 U	10 U	10 U	10 U	13.1 a	91.6 a	2000 U
Silver	1 U	1 U	1 U	1 U	1 U	1 U	200 U
Thallium	2 U	2 U	2 U	2 U	2 U	2 U	400 U

Notes: a-indicates absolute value of result found above the reporting limits in CCB/ICB or result found above reporting limit in the MB
u-indicates result below reporting limit

FORM 3
(ICB/CCB/MB Summary)

Date Analyzed: 07/06/17
Data File: H21173S
Prep Batch: 60936
Reporting Limits Used: 6010B/6010C/7470A,7471A/7471B(Hg),6020/6020A
Instrument: HGCV1A
Units: All units in ppm except Hg and icp-ms in ppb
Project Number: 7062915

Lab Name: Hampton-Clarke
Lab Code:
Contract:
Nras No:
Sdg No:
Case No:

Analyte	ICB-10	CCB-22	CCB-34	CCB-39	MB 60936 (167)-11			
Mercury	.5 U	.5 U	.5 U	.5 U	83 U			

Notes: a-indicates absolute value of result found above the reporting limits in CCB/ICB or result found above reporting limit in the MB
u-indicates result below reporting limit

FORM 3
(ICB/CCB/MB Summary)

Date Analyzed: 07/06/17
Data File: S070617B
Prep Batch: 60937
Reporting Limits Used: 6010B/6010C/7470A,7471A/7471B(Hg),6020/6020A
Instrument: MS2_7500SWA
Units: All units in ppm except Hg and icp-ms in ppb
Project Number: 7062915

Lab Name: Hampton-Clarke
Lab Code:
Contract:
Nras No:
Sdg No:
Case No:

Analyte	ICB V-259088-10	CCB V-259088-16	CCB V-259088-29	CCB V-259088-42	CCB V-259088-53			
Antimony	4 U	4 U	4 U	4 U	4 U			
Arsenic	1 U	1 U	1 U	1 U	1 U			
Beryllium	1 U	1 U	1 U	1 U	1 U			
Cadmium	2 U	2 U	2 U	2 U	2 U			
Selenium	10 U	10 U	10 U	10 U	10 U			
Silver	1 U	1 U	1 U	1 U	1 U			
Thallium	2 U	2 U	2 U	2 U	2 U			

Notes: a-indicates absolute value of result found above the reporting limits in CCB/ICB or result found above reporting limit in the MB
u-indicates result below reporting limit

FORM 4
(ICSA/ICSAB Summary)

Date Analyzed: 07/03/17
Data File: S21173A3
Prep Batch: 60936
Reporting Limits Used: 6010B/6010C/7470A,7471A/7471B(Hg),6020/6020A
Instrument: PEICP3A
Units: All units in ppm except Hg and icp-ms in ppb
Project Number: 7062915

Lab Name: Hampton-Clarke
Lab Code:
Contract:
Nras No:
Sdg No:
Case No:
ICSA/ICSAB: SOURCE: SCP Science

Analyte	Spk Amt	ICSA V-258014-10	Rec	ICSAB V-258391-11	Rec	ICSA V-258014-30	Rec	ICSAB V-258391-31	Rec	ICSA V-258014-51	Rec	ICSAB V-258391-52	Rec		Rec		Rec
Aluminum	500	461.79	92	479.94200	96	453.148	91	473.12900	95	445.036	89	440.48800	88				
Barium	.5	U		0.49593	99	U		0.48292	97	U		0.46957	94				
Beryllium	.5	U		0.48557	97	U		0.46486	93	U		0.44521	89				
Calcium	500	462.951	93	481.66600	96	458.36	92	478.25900	96	461.847	92	453.08100	91				
Chromium	.5	U		0.47519	95	U		0.46515	93	U		0.45864	92				
Cobalt	.5	U		0.47807	96	U		0.47679	95	U		0.44959	90				
Copper	.5	U		0.49447	99	U		0.48555	97	U		0.48348	97				
Iron	200	189.668	95	197.27600	99	187.238	94	192.60100	96	187.23	94	184.96000	92				
Lead	1	U		0.95029	95	U		0.92678	93	U		0.88734	89				
Magnesium	500	469.194	94	488.71100	98	463.026	93	483.24600	97	482.918	97	466.50200	93				
Manganese	.5	U		0.47962	96	U		0.46812	94	U		0.44434	89				
Nickel	1	U		0.95863	96	U		0.94707	95	U		0.89474	89				
Vanadium	.5	U		0.47770	96	U		0.45784	92	U		0.43343	87				
Zinc	1	U		0.97401	97	U		0.96599	97	U		0.99051	99				

Notes: a-indicates absolute value of the concentration > 2 * Reporting Limits In the ICSA
b-indicates absolute value of the concentration above Reporting Limits but < 2 * Reporting Limits in the ICSA
c-indicates the recovery failed the Qc Criteria in the ICSAB
u-indicates the absolute value of the concentration was below the reporting limit

FORM 4
(ICSA/ICSAB Summary)

Date Analyzed: 07/03/17
Data File: S21173B3
Prep Batch: 60936
Reporting Limits Used: 6010B/6010C/7470A,7471A/7471B(Hg),6020/6020A
Instrument: PEICPRAD3A
Units: All units in ppm except Hg and icp-ms in ppb
Project Number: 7062915

Lab Name: Hampton-Clarke
Lab Code:
Contract:
Nras No:
Sdg No:
Case No:
ICSA/ICSAB: SOURCE: SCP Science

Analyte	Spk Amt	ICSA V-258014-9	Rec	ICSAB V-258391-10	Rec	ICSA V-258014-28	Rec	ICSAB V-258391-29	Rec	ICSA V-258014-45	Rec	ICSAB V-258391-46	Rec		Rec		Rec
Aluminum	500	497.022	99	489.97200	98	469.835	94	478.79300	96	459.203	92	461.58000	92				
Calcium	500	500.924	100	490.63800	98	470.301	94	479.16700	96	450.082	90	454.69400	91				
Iron	200	191.972	96	193.41800	97	179.78	90	186.27500	93	172.787	86	182.37800	91				
Magnesium	500	490.232	98	482.49200	96	460.799	92	470.22000	94	451.232	90	455.38600	91				
Potassium	0	U		0.92775		U		0.96736		U		0.48207					
Sodium	0	U		0.85258		U		0.54118		U		0.46622					

Notes: a-indicates absolute value of the concentration > 2 * Reporting Limits In the ICSA
b-indicates absolute value of the concentration above Reporting Limits but < 2 * Reporting Limits in the ICSA
c-indicates the recovery failed the Qc Criteria in the ICSAB
u-indicates the absolute value of the concentration was below the reporting limit

FORM 4
(ICSA/ICSAB Summary)

Date Analyzed: 07/03/17
Data File: S070317B
Prep Batch: 60937
Reporting Limits Used: 6010B/6010C/7470A,7471A/7471B(Hg),6020/6020A
Instrument: MS2_7500SWA
Units: All units in ppm except Hg and icp-ms in ppb
Project Number: 7062915

Lab Name: Hampton-Clarke
Lab Code:
Contract:
Nras No:
Sdg No:
Case No:
ICSA/ICSAB: SOURCE: SCP Science

Analyte	Spk Amt	ICSA V-258766-11	Rec	ICSAB V-258767-12	Rec	Rec	Rec	Rec	Rec	Rec	Rec
Aluminum	50000	43130	86	47750.00000	96						
Antimony	0	U		0.31400							
Arsenic	100	U		97.12000	97						
Beryllium	0	U		-0.02439							
Cadmium	100	U		94.01000	94						
Calcium	150000	131100	87	47100.00000	98						
Iron	125000	101300	81	14500.00000	92						
Magnesium	50000	42130	84	47230.00000	94						
Selenium	100	U		91.96000	92						
Silver	50	U		42.68000	85						
Thallium	0	U		-0.02438							

Notes: a-indicates absolute value of the concentration > 2 * Reporting Limits In the ICSA
b-indicates absolute value of the concentration above Reporting Limits but < 2 * Reporting Limits in the ICSA
c-indicates the recovery failed the Qc Criteria in the ICSAB
u-indicates the absolute value of the concentration was below the reporting limit

FORM 4
(ICSA/ICSAB Summary)

Date Analyzed: 07/06/17
Data File: S070617B
Prep Batch: 60937
Reporting Limits Used: 6010B/6010C/7470A,7471A/7471B(Hg),6020/6020A
Instrument: MS2_7500SWA
Units: All units in ppm except Hg and icp-ms in ppb
Project Number: 7062915

Lab Name: Hampton-Clarke
Lab Code:
Contract:
Nras No:
Sdg No:
Case No:
ICSA/ICSAB: SOURCE: SCP Science

Analyte	Spk Amt	ICSA V-259089-11	Rec	ICSAB V-259090-12	Rec	Rec	Rec	Rec	Rec	Rec	Rec
Aluminum	50000	43490	87	47860.00000	96						
Antimony	0	U		0.34290							
Arsenic	100	U		101.30000	101						
Beryllium	0	U		0.00544							
Cadmium	100	U		97.23000	97						
Calcium	150000	136600	91	49900.00000	100						
Iron	125000	106200	85	16400.00000	93						
Magnesium	50000	42940	86	48060.00000	96						
Selenium	100	U		95.01000	95						
Silver	50	U		43.72000	87						
Thallium	0	U		-0.00033							

Notes: a-indicates absolute value of the concentration > 2 * Reporting Limits In the ICSA
b-indicates absolute value of the concentration above Reporting Limits but < 2 * Reporting Limits in the ICSA
c-indicates the recovery failed the Qc Criteria in the ICSAB
u-indicates the absolute value of the concentration was below the reporting limit

FORM5/FORM7

SPIKE RECOVERY DATA

PREP BATCH: 60936

Instrument Type: ICP/HG

Analytical Method(s):6010/200.7/7470A/7471A/245.1

ICP units in ppm, ICPMS and Hg in ppb

TxtQcType: LCSMR Matrix: SOIL SampleID: LCS MR 609236

Analyte	BatchId	DF	Data Fil	Seq#:	Spk Conc:	Spk Adde	Recov	Qual	Lo Lim	Hi Lim
Aluminum	60936	1	S21173B3	13	64.3962	80.80	80		49	151
Barium	60936	1	S21173A3	14	0.9721	1.10	88		82	118
Calcium	60936	1	S21173B3	13	61.6527	64.50	96		82	118
Chromium	60936	1	S21173A3	14	0.6232	0.650	96		79	121
Cobalt	60936	1	S21173A3	14	0.5691	0.588	97		84	116
Copper	60936	1	S21173A3	14	0.5511	0.564	98		80	120
Iron	60936	1	S21173B3	13	143.2360	147.00	97		46	154
Lead	60936	1	S21173A3	14	0.8166	0.856	95		82	118
Magnesium	60936	1	S21173B3	13	23.4198	27.10	86		76	124
Manganese	60936	1	S21173A3	14	2.5727	2.73	94		81	119
Mercury	60936	5	H21173S	15	14.0905	73.8	95		64	136
Nickel	60936	1	S21173A3	14	0.6027	0.613	98		83	117
Potassium	60936	1	S21173B3	13	21.6555	24.20	89		69	131
Sodium	60936	1	S21173B3	13	8.8968	9.14	97		72	128
Vanadium	60936	1	S21173A3	14	0.5379	0.563	96		77	123
Zinc	60936	1	S21173A3	14	1.8781	1.98	95		82	117

TxtQcType: LCS Matrix: SOIL SampleID: LCS 60936

Analyte	BatchId	DF	Data Fil	Seq#:	Spk Conc:	Spk Adde	Recov	Qual	Lo Lim	Hi Lim
Aluminum	60936	1	S21173B3	12	64.9877	80.80	80		49	151
Barium	60936	1	S21173A3	13	1.0039	1.10	91		82	118
Calcium	60936	1	S21173B3	12	63.5564	64.50	99		82	118
Chromium	60936	1	S21173A3	13	0.6279	0.650	97		79	121
Cobalt	60936	1	S21173A3	13	0.5515	0.588	94		84	116
Copper	60936	1	S21173A3	13	0.5595	0.564	99		80	120
Iron	60936	1	S21173B3	12	143.5530	147.00	98		46	154
Lead	60936	1	S21173A3	13	0.8095	0.856	95		82	118
Magnesium	60936	1	S21173B3	12	23.9664	27.10	88		76	124
Manganese	60936	1	S21173A3	13	2.7015	2.73	99		81	119
Mercury	60936	5	H21173S	14	12.9549	73.8	88		64	136
Nickel	60936	1	S21173A3	13	0.5879	0.613	96		83	117
Potassium	60936	1	S21173B3	12	22.2615	24.20	92		69	131
Sodium	60936	1	S21173B3	12	8.8518	9.14	97		72	128
Vanadium	60936	1	S21173A3	13	0.5441	0.563	97		77	123
Zinc	60936	1	S21173A3	13	1.8953	1.98	96		82	117

TxtQcType: MSD Matrix: SOIL SampleID: AC98761-012

Analyte	BatchId	DF	Data Fil	Seq#:	NS Data Fil	Seq#	Spk Conc:	NS Conc:	Spk Adde	Recov	Qual	Lo Lim	Hi Lim
Aluminum	60936	1	S21173B3	17	S21173B3	14	99.4597	70.9938	5.0	569	b	75	125
Barium	60936	1	S21173A3	18	S21173A3	15	1.0026	0.4949	0.5	102		75	125
Calcium	60936	1	S21173B3	17	S21173B3	14	63.6589	14.5745	50	98		75	125
Chromium	60936	1	S21173A3	18	S21173A3	15	0.5964	0.0861	0.5	102		75	125
Cobalt	60936	1	S21173A3	18	S21173A3	15	0.5166	0.0410	0.5	95		75	125
Copper	60936	1	S21173A3	18	S21173A3	15	0.5916	0.0928	0.5	100		75	125
Iron	60936	1	S21173B3	17	S21173B3	14	151.6560	123.8330	5.0	556	b	75	125
Lead	60936	1	S21173A3	18	S21173A3	15	0.7933	0.2940	0.5	100		75	125
Magnesium	60936	1	S21173B3	17	S21173B3	14	64.3649	13.1377	50	102		75	125
Manganese	60936	1	S21173A3	18	S21173A3	15	4.2983	3.6229	0.5	135	b	75	125
Mercury	60936	1	H21173S	19	H21173S	16	9.8474	0.6018	10	92		75	125
Nickel	60936	1	S21173A3	18	S21173A3	15	0.5690	0.0843	0.5	97		75	125
Potassium	60936	1	S21173B3	17	S21173B3	14	52.0828	5.4706	50	93		75	125
Sodium	60936	1	S21173B3	17	S21173B3	14	46.7403	2.5U	50	93		75	125
Vanadium	60936	1	S21173A3	18	S21173A3	15	0.6568	0.1392	0.5	104		75	125
Zinc	60936	1	S21173A3	18	S21173A3	15	0.9055	0.4144	0.5	98		75	125

a-Indicates Recovery Failed the criteria b-Indicates Recovery Failed the criteria but non spike concentration >4*spike amount

FORM5/FORM7

SPIKE RECOVERY DATA

PREP BATCH: 60936

Instrument Type: ICP/HG

Analytical Method(s):6010/200.7/7470A/7471A/245.1

ICP units in ppm, ICPMS and Hg in ppb

TxtQcType: MS Matrix: SOIL SampleID: AC98761-012

Analyte	BatchId	DF	Data Fil	Seq#:	NS Data Fil	Seq#	Spk Conc:	NS Conc:	Spk Adde	Recov	Qual	Lo Lim	Hi Lim
Aluminum	60936	1	S21173B3	16	S21173B3	14	96.9166	70.9938	5.0	518	b	75	125
Barium	60936	1	S21173A3	17	S21173A3	15	0.9810	0.4949	0.5	97		75	125
Calcium	60936	1	S21173B3	16	S21173B3	14	66.5028	14.5745	50	104		75	125
Chromium	60936	1	S21173A3	17	S21173A3	15	0.6002	0.0861	0.5	103		75	125
Cobalt	60936	1	S21173A3	17	S21173A3	15	0.5240	0.0410	0.5	97		75	125
Copper	60936	1	S21173A3	17	S21173A3	15	0.5970	0.0928	0.5	101		75	125
Iron	60936	1	S21173B3	16	S21173B3	14	145.9930	123.8330	5.0	443	b	75	125
Lead	60936	1	S21173A3	17	S21173A3	15	0.7988	0.2940	0.5	101		75	125
Magnesium	60936	1	S21173B3	16	S21173B3	14	63.3664	13.1377	50	100		75	125
Manganese	60936	1	S21173A3	17	S21173A3	15	4.5234	3.6229	0.5	180	b	75	125
Mercury	60936	1	H21173S	18	H21173S	16	9.7906	0.6018	10	92		75	125
Nickel	60936	1	S21173A3	17	S21173A3	15	0.5747	0.0843	0.5	98		75	125
Potassium	60936	1	S21173B3	16	S21173B3	14	53.7568	5.4706	50	97		75	125
Sodium	60936	1	S21173B3	16	S21173B3	14	48.7876	2.5U	50	98		75	125
Vanadium	60936	1	S21173A3	17	S21173A3	15	0.6566	0.1392	0.5	103		75	125
Zinc	60936	1	S21173A3	17	S21173A3	15	0.9132	0.4144	0.5	100		75	125

a-Indicates Recovery Failed the criteria b-Indicates Recovery Failed the criteria but non spike concentration >4*spike amount

FORM5/FORM7

SPIKE RECOVERY DATA

PREP BATCH: 60936

Instrument Type: ICP/HG

Analytical Method(s):6010/200.7/7470A/7471A/245.1

ICP units in ppm, ICPMS and Hg in ppb

TxtQcType: PS Matrix: SOIL SampleID: AC98761-012

Analyte	DF	Data Fil	Seq#:	NS Data Fil	Seq#	Spk Conc:	NS Conc:	Spk Adde	Recov	Qual	Lo Lim	Hi Lim
Aluminum	1	S21173B3	18	S21173B3	14	69.1462	70.9938	5.0	-37	b	80	120
Barium	1	S21173A3	19	S21173A3	15	0.9360	0.4949	0.50	88		80	120
Calcium	1	S21173B3	18	S21173B3	14	83.7158	14.5745	50	138	a	80	120
Chromium	1	S21173A3	19	S21173A3	15	0.5686	0.0861	0.50	96		80	120
Cobalt	1	S21173A3	19	S21173A3	15	0.5290	0.0410	0.50	98		80	120
Copper	1	S21173A3	19	S21173A3	15	0.5752	0.0928	0.50	96		80	120
Iron	1	S21173B3	18	S21173B3	14	115.8320	123.8330	5.0	-160	b	80	120
Lead	1	S21173A3	19	S21173A3	15	0.7529	0.2940	0.50	92		80	120
Magnesium	1	S21173B3	18	S21173B3	14	79.2635	13.1377	50	132	a	80	120
Manganese	1	S21173A3	19	S21173A3	15	3.7264	3.6229	0.50	21	b	80	120
Nickel	1	S21173A3	19	S21173A3	15	0.5694	0.0843	0.50	97		80	120
Potassium	1	S21173B3	18	S21173B3	14	75.5403	5.4706	50	140	a	80	120
Sodium	1	S21173B3	18	S21173B3	14	68.2031	2.5U	50	136	a	80	120
Vanadium	1	S21173A3	19	S21173A3	15	0.6198	0.1392	0.50	96		80	120
Zinc	1	S21173A3	19	S21173A3	15	0.8674	0.4144	0.50	91		80	120

a-Indicates Recovery Failed the criteria b-Indicates Recovery Failed the criteria but non spike concentration >4*spike amount

FORM5/FORM7

SPIKE RECOVERY DATA

PREP BATCH: 60937

Instrument Type: ICPMS

Analytical Method(s):6020/200.8

ICP units in ppm, ICPMS and Hg in ppb

TxtQcType: LCSMR Matrix: SOIL SampleID: LCS MR 60937

Analyte	BatchId	DF	Data Fil	Seq#:	Spk Conc:	Spk Adde	Recov	Qual	Lo Lim	Hi Lim
Antimony	60937	1	S070317B	19	33.3000	88.2	38		0.02	197.3
Arsenic	60937	1	S070317B	19	55.1600	57	97		75.1	124.9
Beryllium	60937	1	S070317B	19	61.6700	67.5	91		82.8	117.2
Cadmium	60937	1	S070317B	19	76.7200	77.8	99		82.8	117.2
Selenium	60937	1	S070317B	19	76.9400	78.9	98		77.6	122.4
Silver	60937	1	S070317B	19	53.4000	54.2	99		74.7	125.3
Thallium	60937	1	S070317B	19	174.0000	178	98		79.2	120.2

TxtQcType: LCS Matrix: SOIL SampleID: LCS 50937

Analyte	BatchId	DF	Data Fil	Seq#:	Spk Conc:	Spk Adde	Recov	Qual	Lo Lim	Hi Lim
Antimony	60937	1	S070317B	18	33.6200	88.2	38		0.02	197.3
Arsenic	60937	1	S070317B	18	55.8000	57	98		75.1	124.9
Beryllium	60937	1	S070317B	18	61.3500	67.5	91		82.8	117.2
Cadmium	60937	1	S070317B	18	77.7000	77.8	100		82.8	117.2
Selenium	60937	1	S070317B	18	76.8200	78.9	97		77.6	122.4
Silver	60937	1	S070317B	18	53.2000	54.2	98		74.7	125.3
Thallium	60937	1	S070317B	18	174.2000	178	98		79.2	120.2

TxtQcType: MSD Matrix: SOIL SampleID: AC98761-012

Analyte	BatchId	DF	Data Fil	Seq#:	NS Data Fil	Seq#	Spk Conc:	NS Conc:	Spk Adde	Recov	Qual	Lo Lim	Hi Lim
Antimony	60937	1	S070317B	24	S070317B	20	41.8000	4U	250	17	a	75	125
Arsenic	60937	1	S070317B	24	S070317B	20	222.4000	22.1600	250	80		75	125
Beryllium	60937	1	S070317B	24	S070317B	20	197.9000	1.1960	250	79		75	125
Cadmium	60937	1	S070317B	24	S070317B	20	214.4000	2U	250	86		75	125
Selenium	60937	1	S070317B	24	S070317B	20	200.6000	10U	250	80		75	125
Silver	60937	1	S070317B	24	S070317B	20	35.9300	1U	50	72	a	75	125
Thallium	60937	1	S070317B	24	S070317B	20	207.3000	2U	250	83		75	125

TxtQcType: MS Matrix: SOIL SampleID: AC98761-012

Analyte	BatchId	DF	Data Fil	Seq#:	NS Data Fil	Seq#	Spk Conc:	NS Conc:	Spk Adde	Recov	Qual	Lo Lim	Hi Lim
Antimony	60937	1	S070317B	23	S070317B	20	30.2800	4U	250	12	a	75	125
Arsenic	60937	1	S070317B	23	S070317B	20	234.4000	22.1600	250	85		75	125
Beryllium	60937	1	S070317B	23	S070317B	20	189.3000	1.1960	250	75		75	125
Cadmium	60937	1	S070317B	23	S070317B	20	216.4000	2U	250	87		75	125
Selenium	60937	1	S070317B	23	S070317B	20	201.5000	10U	250	81		75	125
Silver	60937	1	S070317B	23	S070317B	20	32.7000	1U	50	65	a	75	125
Thallium	60937	1	S070317B	23	S070317B	20	205.7000	2U	250	82		75	125

a-Indicates Recovery Failed the criteria b-Indicates Recovery Failed the criteria but non spike concentration >4*spike amount

FORM5/FORM7

SPIKE RECOVERY DATA

PREP BATCH: 60937

Instrument Type: ICPMS

Analytical Method(s):6020/200.8

ICP units in ppm, ICPMS and Hg in ppb

TxtQcType: PS Matrix: SOIL SampleID: AC98761-012

Analyte	DF	Data Fil	Seq#:	NS Data Fil	Seq#	Spk Conc:	NS Conc:	Spk Adde	Recov	Qual	Lo Lim	Hi Lim
Antimony	1	S070317B	25	S070317B	20	46.2800	4U	50	93		80	120
Arsenic	1	S070317B	25	S070317B	20	68.0600	22.1600	50	92		80	120
Beryllium	1	S070317B	25	S070317B	20	42.3900	1.1960	50	82		80	120
Cadmium	1	S070317B	25	S070317B	20	47.7400	2U	50	95		80	120
Selenium	1	S070317B	25	S070317B	20	226.9000	10U	250	91		80	120
Silver	1	S070317B	25	S070317B	20	46.3700	1U	50	93		80	120
Thallium	1	S070317B	25	S070317B	20	47.5600	2U	50	95		80	120

a-Indicates Recovery Failed the criteria b-Indicates Recovery Failed the criteria but non spike concentration >4*spike amount

FORM6/FORM9

RPD/%Difference Data

PREP BATCH: 60936

Instrument Type: ICP/HG

Analytical Method(s):6010/200.7/7470A/7471A/245.1

ICP units in ppm, ICPMS and Hg in ppb

TxtQcType: LCSMR Matrix: SOIL SampleID: LCS MR 609236

Analyte	BatchId	Data Fil	Seq#:	NS File	Seq#	Result 1	Result 2	RPD	Limit
Aluminum	60936	S21173B3	13	S21173B3	12	64.3962	64.9877	.91	20
Barium	60936	S21173A3	14	S21173A3	13	0.9721	1.0039	3.2	20
Calcium	60936	S21173B3	13	S21173B3	12	61.6527	63.5564	3	20
Chromium	60936	S21173A3	14	S21173A3	13	0.6232	0.6279	.75	20
Cobalt	60936	S21173A3	14	S21173A3	13	0.5691	0.5515	3.1	20
Copper	60936	S21173A3	14	S21173A3	13	0.5511	0.5595	1.5	20
Iron	60936	S21173B3	13	S21173B3	12	143.2360	143.5530	.22	20
Lead	60936	S21173A3	14	S21173A3	13	0.8166	0.8095	.87	20
Magnesium	60936	S21173B3	13	S21173B3	12	23.4198	23.9664	2.3	20
Manganese	60936	S21173A3	14	S21173A3	13	2.5727	2.7015	4.9	20
Mercury	60936	H21173S	15	H21173S	14	14.0905	12.9549	8.4	20
Nickel	60936	S21173A3	14	S21173A3	13	0.6027	0.5879	2.5	20
Potassium	60936	S21173B3	13	S21173B3	12	21.6555	22.2615	2.8	20
Sodium	60936	S21173B3	13	S21173B3	12	8.8968	8.8518	.51	20
Vanadium	60936	S21173A3	14	S21173A3	13	0.5379	0.5441	1.1	20
Zinc	60936	S21173A3	14	S21173A3	13	1.8781	1.8953	.91	20

TxtQcType: MR Matrix: SOIL SampleID: AC98761-012

Analyte	BatchId	Data Fil	Seq#:	NS File	Seq#	Result 1	Result 2	RPD	Limit
Aluminum	60936	S21173B3	15	S21173B3	14	68.9510	70.9938	2.9	20
Barium	60936	S21173A3	16	S21173A3	15	0.4673	0.4949	5.7	20
Calcium	60936	S21173B3	15	S21173B3	14	14.5364	14.5745	0.26	20
Chromium	60936	S21173A3	16	S21173A3	15	0.0920	0.0861	6.6	20
Cobalt	60936	S21173A3	16	S21173A3	15	0.0390	0.0410	5.1	20
Copper	60936	S21173A3	16	S21173A3	15	0.0835	0.0928	11	20
Iron	60936	S21173B3	15	S21173B3	14	119.8180	123.8330	3.3	20
Lead	60936	S21173A3	16	S21173A3	15	0.2799	0.2940	4.9	20
Magnesium	60936	S21173B3	15	S21173B3	14	12.7183	13.1377	3.2	20
Manganese	60936	S21173A3	16	S21173A3	15	3.5141	3.6229	3	20
Mercury	60936	H21173S	17	H21173S	16	.5U	0.6018	---	20
Nickel	60936	S21173A3	16	S21173A3	15	0.0764	0.0843	9.9	20
Potassium	60936	S21173B3	15	S21173B3	14	5.4331	5.4706	0.69	20
Sodium	60936	S21173B3	15	S21173B3	14	2.5U	2.5U	---	20
Vanadium	60936	S21173A3	16	S21173A3	15	0.1526	0.1392	9.2	20
Zinc	60936	S21173A3	16	S21173A3	15	0.3413	0.4144	19	20

a-Indicates Rpd Failed the criteria

b-Method Rep Out but concentrations < 5*RL

c-Serial dilution Out but conc < 10 * IDL

FORM6/FORM9

RPD/%Difference Data

PREP BATCH: 60936

Instrument Type: ICP/HG

Analytical Method(s):6010/200.7/7470A/7471A/245.1

ICP units in ppm, ICPMS and Hg in ppb

TxtQcType: MSD Matrix: SOIL SampleID: AC98761-012

Analyte	BatchId	Data Fil	Seq#:	MS File	Seq#	Result 1	Result 2	RPD	Limit
Aluminum	60936	S21173B3	17	S21173B3	16	99.4597	96.9166	2.6	20
Barium	60936	S21173A3	18	S21173A3	17	1.0026	0.9810	2.2	20
Calcium	60936	S21173B3	17	S21173B3	16	63.6589	66.5028	4.4	20
Chromium	60936	S21173A3	18	S21173A3	17	0.5964	0.6002	.64	20
Cobalt	60936	S21173A3	18	S21173A3	17	0.5166	0.5240	1.4	20
Copper	60936	S21173A3	18	S21173A3	17	0.5916	0.5970	.9	20
Iron	60936	S21173B3	17	S21173B3	16	151.6560	145.9930	3.8	20
Lead	60936	S21173A3	18	S21173A3	17	0.7933	0.7988	.69	20
Magnesium	60936	S21173B3	17	S21173B3	16	64.3649	63.3664	1.6	20
Manganese	60936	S21173A3	18	S21173A3	17	4.2983	4.5234	5.1	20
Mercury	60936	H21173S	19	H21173S	18	9.8474	9.7906	.58	20
Nickel	60936	S21173A3	18	S21173A3	17	0.5690	0.5747	.99	20
Potassium	60936	S21173B3	17	S21173B3	16	52.0828	53.7568	3.2	20
Sodium	60936	S21173B3	17	S21173B3	16	46.7403	48.7876	4.3	20
Vanadium	60936	S21173A3	18	S21173A3	17	0.6568	0.6566	.027	20
Zinc	60936	S21173A3	18	S21173A3	17	0.9055	0.9132	.85	20

TxtQcType: SD Matrix: SOIL SampleID: AC98761-012

Analyte	BatchId	Data Fil	Seq#:	NS File	Seq#	DF	Result 1	Result 2	%Diff		Limit
Aluminum	60936	S21173B3	22	S21173B3	14	5	15.7290	70.9938	11	a	10
Barium	60936	S21173A3	23	S21173A3	15	5	0.1183	0.4949	19	a	10
Calcium	60936	S21173B3	22	S21173B3	14	5	3.0049	14.5745	3.1		10
Chromium	60936	S21173A3	23	S21173A3	15	5	0.0208	0.0861	21	a	10
Cobalt	60936	S21173A3	23	S21173A3	15	5	0.0096	0.0410	17	a	10
Copper	60936	S21173A3	23	S21173A3	15	5	0.0205	0.0928	11	c	10
Iron	60936	S21173B3	22	S21173B3	14	5	27.1757	123.8330	9.7		10
Lead	60936	S21173A3	23	S21173A3	15	5	0.0649	0.2940	10		10
Magnesium	60936	S21173B3	22	S21173B3	14	5	2.8807	13.1377	9.6		10
Manganese	60936	S21173A3	23	S21173A3	15	5	0.8094	3.6229	12	a	10
Nickel	60936	S21173A3	23	S21173A3	15	5	0.0188	0.0843	11	a	10
Potassium	60936	S21173B3	22	S21173B3	14	5	1.4640	5.4706	34	c	10
Sodium	60936	S21173B3	22	S21173B3	14	5	0.4508	0.7584	197	c	10
Vanadium	60936	S21173A3	23	S21173A3	15	5	0.0291	0.1392	4.5		10
Zinc	60936	S21173A3	23	S21173A3	15	5	0.0977	0.4144	18	a	10

a-Indicates Rpd Failed the criteria

b-Method Rep Out but concentrations < 5*RL

c-Serial dilution Out but conc < 10 * IDL

FORM6/FORM9

RPD/%Difference Data

PREP BATCH: 60937

Instrument Type: ICPMS

Analytical Method(s):6020/200.8

ICP units in ppm, ICPMS and Hg in ppb

TxtQcType: LCSMR Matrix: SOIL SampleID: LCS MR 60937

Analyte	BatchId	Data Fil	Seq#:	NS File	Seq#	Result 1	Result 2	RPD		Limit
Antimony	60937	S070317B	19	S070317B	18	33.3000	33.6200	.96		20
Arsenic	60937	S070317B	19	S070317B	18	55.1600	55.8000	1.2		20
Beryllium	60937	S070317B	19	S070317B	18	61.6700	61.3500	.52		20
Cadmium	60937	S070317B	19	S070317B	18	76.7200	77.7000	1.3		20
Selenium	60937	S070317B	19	S070317B	18	76.9400	76.8200	.16		20
Silver	60937	S070317B	19	S070317B	18	53.4000	53.2000	.38		20
Thallium	60937	S070317B	19	S070317B	18	174.0000	174.2000	.11		20

TxtQcType: MR Matrix: SOIL SampleID: AC98761-012

Analyte	BatchId	Data Fil	Seq#:	NS File	Seq#	Result 1	Result 2	RPD		Limit
Antimony	60937	S070317B	21	S070317B	20	4U	4U	---		20
Arsenic	60937	S070317B	21	S070317B	20	18.3300	22.1600	19		20
Beryllium	60937	S070317B	21	S070317B	20	1.0980	1.1960	8.5		20
Cadmium	60937	S070317B	21	S070317B	20	2U	2U	---		20
Selenium	60937	S070317B	21	S070317B	20	10U	10U	---		20
Silver	60937	S070317B	21	S070317B	20	1U	1U	---		20
Thallium	60937	S070317B	21	S070317B	20	2U	2U	---		20

TxtQcType: MSD Matrix: SOIL SampleID: AC98761-012

Analyte	BatchId	Data Fil	Seq#:	MS File	Seq#	Result 1	Result 2	RPD		Limit
Antimony	60937	S070317B	24	S070317B	23	41.8000	30.2800	32	a	20
Arsenic	60937	S070317B	24	S070317B	23	222.4000	234.4000	5.3		20
Beryllium	60937	S070317B	24	S070317B	23	197.9000	189.3000	4.4		20
Cadmium	60937	S070317B	24	S070317B	23	214.4000	216.4000	.93		20
Selenium	60937	S070317B	24	S070317B	23	200.6000	201.5000	.45		20
Silver	60937	S070317B	24	S070317B	23	35.9300	32.7000	9.4		20
Thallium	60937	S070317B	24	S070317B	23	207.3000	205.7000	.77		20

TxtQcType: SD Matrix: SOIL SampleID: AC98761-012

Analyte	BatchId	Data Fil	Seq#:	NS File	Seq#	DF	Result 1	Result 2	%Diff		Limit
Antimony	60937	S070317B	22	S070317B	20	5	-0.0133	0.1581	---		10
Arsenic	60937	S070317B	22	S070317B	20	5	4.4890	22.1600	1.3		10
Beryllium	60937	S070317B	22	S070317B	20	5	0.2631	1.1960	10		10
Cadmium	60937	S070317B	22	S070317B	20	5	0.0788	0.5007	21	c	10
Selenium	60937	S070317B	22	S070317B	20	5	0.9446	4.6700	1.1		10
Silver	60937	S070317B	22	S070317B	20	5	0.0314	0.1993	21	c	10
Thallium	60937	S070317B	22	S070317B	20	5	0.0371	0.2854	---		10

a-Indicates Rpd Failed the criteria

b-Method Rep Out but concentrations < 5*RL

c-Serial dilution Out but conc < 10 * IDL

ICPMS Internal Standard Summary Report

TuneID: 1

Batch/FileID: S070317B Sample ID: CalBlk V-258758 Sample Date 07/03/17 Sample Time: 14:07

IS ID:	Area	Area Limit		
Ho-1	1630318	1141222.6	-	2447107.318
In-1	694128.9	485890.23	-	1041887.4789
Sc-1	151171.6	105820.12	-	226908.5716
Tb-1	1688850	1182195	-	2534963.85

QcType	txtSamId:	Pos	Ho-1 Area	In-1 Area	Sc-1 Area	Tb-1 Area	Area	Area	Area	Area
ISBLK	CalBlk V-258758	2	1630318	694128.9	151171.6	1688850				
SMP	Rinse	1	1528300	620517.7	140198.1	1550176				
CAL	CalStd1 V-25875	3	1629652	690757.8	150160.0	1660571				
CAL	CalStd2 V-25876	4	1657096	707308.6	156367.7	1676916				
CAL	CalStd3 V-25876	5	1665242	720618.2	158756.8	1710643				
CAL	CalStd4 V-25876	6	1667713	717983.8	164753.9	1695635				
CAL	CalStd5 V-25876	7	1683288	711012.6	170837.2	1706667				
ICV	ICV V-258764	8	1697262	716332.9	158973.2	1711954				
LLICV	LLICV V-258769	9	1660266	710009.3	155907.9	1682707				
ICB	ICB V-258765	10	1661589	717583.8	154817.2	1668576				
ICSA	ICSA V-258766	11	1542223	623678.8	174321.7	1569469				
ICSAB	ICSAB V-258767	12	1554908	620786.1	154934.3	1572893				
SMP	RINSE	13	1744762	743402.9	156195.0	1774750				
CCV	CCV V-258768	14	1699634	720688.6	161844.2	1716022				
LLCCV	LLCCV V-258769	15	1682547	728129.8	158596.0	1721243				
CCB	CCB V-258765	16	1682395	728400.9	154384.7	1719456				
MB	MB 60937	17	1630456	698760.4	158217.7	1666322				
LCS	LCS 50937	18	1645317	698618.3	174090.7	1693043				
MR	LCS MR 60937	19	1659892	703915.3	168998.0	1682809				
SMP	AC98761-012	20	1668637	679159.3	188837.9	1690711				
MR	AC98761-012	21	1673854	690769.5	183387.6	1688638				
SD	AC98761-012	22	1735632	738324.3	164544.7	1767892				
MS	AC98761-012	23	1623818	653761.9	190229.0	1634576				
MSD	AC98761-012	24	1617304	664205.3	174312.6	1638565				
PS	AC98761-012	25	1656912	682296.3	186625.2	1699797				
SMP	RINSE	26	1722836	742916.9	153383.6	1747665				
CCV	CCV V-258768	27	1709177	745800.7	167257.2	1738338				
LLCCV	LLCCV V-258769	28	1712993	738770.1	159819.3	1744763				
CCB	CCB V-258765	29	1702021	728521.1	157436.3	1715838				
SMP	AC98761-005	30	1681282	671994.6	217077.1	1697254				
SMP	AC98761-006	31	1676543	679881.0	216904.2	1693714				
SMP	AC98761-007	32	1665012	674173.4	211010.1	1680627				
SMP	AC98761-008	33	1728642	677510.5	225378.9	1750891				
SMP	AC98761-009	34	1711033	702075.6	187855.0	1752939				
SMP	AC98761-010	35	1709314	699085.5	192228.5	1733112				
SMP	AC98761-011	36	1721150	695242.1	196130.3	1751938				
SMP	AC98761-013	37	1693513	701810.1	180147.2	1722865				
SMP	AC98737-001	38	1696447	684806.1	215490.6	1711806				
SMP	RINSE	39	1780988	771841.6	159658.5	1805434				
CCV	CCV V-258768	40	1786790	769189.6	174124.2	1825923				
LLCCV	LLCCV V-258769	41	1772743	757475.8	165545.3	1802211				
CCB	CCB V-258765	42	1755176	753408.4	161270.1	1766414				
SMP	AC98737-007	43	1504965	616637.8	222619.4	1529901				
SMP	AC98737-008	44	1204935	499808.2	163756.8	1229756				
SMP	AC98737-009	45	847646.4 *	359183.4 *	123872.4	868468.9 *				
SMP	AC98765-015	46	731869.4 *	314084.0 *	90462.32 *	752496.9 *				
SMP	AC98765-017	47	557043.9 *	245213.9 *	69938.66 *	577101.4 *				
SMP	AC98767-005	48	475544.2 *	214444.4 *	59153.91 *	494607.7 *				

* Indicates Internal Standard Area outside of limits

ICPMS Internal Standard Summary Report

TuneID: 1

SMP	AC98767-008	49	375712.5	*	166583.8	*	55955.92	*	387312.8	*
SMP	AC98775-001	50	267699.9	*	125575.3	*	33599.25	*	281534.2	*
SMP	AC98776-001	51	199177.1	*	94038.41	*	24784.02	*	209932.4	*
SMP	RINSE	52	158810.1	*	76807.09	*	16981.90	*	164347.2	*
CCV	CCV V-258768	53	130915.9	*	63988.96	*	15548.36	*	136022.5	*
LLCCV	LLCCV V-258769	54	109285.0	*	54505.69	*	13262.19	*	116169.9	*
CCB	CCB V-258765	55	77547.23	*	39984.04	*	9975.892	*	83338.22	*
SMP	RINSE	56	56081.66	*	29990.69	*	7407.430	*	59502.02	*
CCV	CCV V-258768	57	38379.79	*	21461.64	*	5694.068	*	40862.01	*
LLCCV	LLCCV V-258769	58	26731.52	*	14746.33	*	3847.536	*	28914.82	*
CCB	CCB V-258765	59	11308.34	*	6291.840	*	1612.117	*	12029.41	*

* Indicates Internal Standard Area outside of limits

ICPMS Internal Standard Summary Report

TuneID: 2

Batch/FileID: S070317B Sample ID: CalBlk V-258758 Sample Date 07/03/17 Sample Time: 14:07

IS ID:	Area	Area Limit		
Ho-2	2916534	2041573.8	-	4377717.534
In-2	2010557	1407389.9	-	3017846.057
Sc-2	1454514	1018159.8	-	2183225.514
Tb-2	2975239	2082667.3	-	4465833.739

QcType	txtSamId:	Pos	Ho-2 Area	In-2 Area	Sc-2 Area	Tb-2 Area	Area	Area	Area	Area
ISBLK	CalBlk V-258758	2	2916534	2010557	1454514	2975239				
SMP	Rinse	1	2918889	1944010	1436625	2940627				
CAL	CalStd1 V-25875	3	2906573	1952829	1419967	2925603				
CAL	CalStd2 V-25876	4	2963688	1973076	1447326	2968565				
CAL	CalStd3 V-25876	5	2965885	1960144	1457196	2992980				
CAL	CalStd4 V-25876	6	2994573	1970650	1538123	3016759				
CAL	CalStd5 V-25876	7	2922384	1937463	1513637	2970219				
ICV	ICV V-258764	8	3022088	1948246	1480841	3058052				
LLICV	LLICV V-258769	9	2950782	1952341	1433664	2989284				
ICB	ICB V-258765	10	2968733	1983316	1454102	3000747				
ICSA	ICSA V-258766	11	2756181	1722549	1488723	2778768				
ICSAB	ICSAB V-258767	12	2764173	1733568	1417642	2798332				
SMP	RINSE	13	3105044	2069413	1456464	3133532				
CCV	CCV V-258768	14	3005501	1960806	1469297	3034417				
LLCCV	LLCCV V-258769	15	3073242	2018176	1474950	3077047				
CCB	CCB V-258765	16	3011014	2017559	1462851	3041814				
MB	MB 60937	17	2912997	1948628	1454645	2914192				
LCS	LCS 50937	18	2961997	1899483	1551309	2961201				
MR	LCS MR 60937	19	2947719	1907389	1536727	2980799				
SMP	AC98761-012	20	2961461	1861935	1699120	2960035				
MR	AC98761-012	21	3002001	1862561	1662067	3021450				
SD	AC98761-012	22	3060620	2015620	1536434	3112250				
MS	AC98761-012	23	2869383	1809871	1703393	2897532				
MSD	AC98761-012	24	2842436	1808988	1595219	2848463				
PS	AC98761-012	25	2976539	1866016	1693243	2992207				
SMP	RINSE	26	3051288	2054019	1457264	3111928				
CCV	CCV V-258768	27	3094626	2062772	1564668	3133392				
LLCCV	LLCCV V-258769	28	3030193	2037782	1498819	3106145				
CCB	CCB V-258765	29	3037935	2043214	1515047	3077172				
SMP	AC98761-005	30	2991052	1863705	1896220	3026328				
SMP	AC98761-006	31	3015315	1896314	2001485	3031164				
SMP	AC98761-007	32	2988592	1871480	2013104	3000433				
SMP	AC98761-008	33	3090166	1901597	2065924	3140880				
SMP	AC98761-009	34	3075357	1919134	1726265	3074484				
SMP	AC98761-010	35	3067938	1951014	1776584	3110980				
SMP	AC98761-011	36	3053862	1928758	1813206	3067204				
SMP	AC98761-013	37	3017439	1930593	1662393	3060665				
SMP	AC98737-001	38	3045094	1883202	1977374	3056492				
SMP	RINSE	39	3184763	2107881	1517675	3236393				
CCV	CCV V-258768	40	3224299	2103170	1608250	3256763				
LLCCV	LLCCV V-258769	41	3141735	2104686	1556083	3174957				
CCB	CCB V-258765	42	3104317	2084479	1520863	3128953				
SMP	AC98737-007	43	2639030	1654565	1891191	2654447				
SMP	AC98737-008	44	2066276	1338423 *	1442436	2108189				
SMP	AC98737-009	45	1540189 *	967074.6 *	1097674	1570067 *				
SMP	AC98765-015	46	1356640 *	846944.9 *	754828.5 *	1389376 *				
SMP	AC98765-017	47	977820.1 *	663993.4 *	581594.4 *	1004767 *				
SMP	AC98767-005	48	849561.6 *	590379.8 *	498487.5 *	892513.9 *				

* Indicates Internal Standard Area outside of limits

ICPMS Internal Standard Summary Report

TuneID: 2

SMP	AC98767-008	49	654222.3	*	447808.8	*	442722.4	*	676038.0	*
SMP	AC98775-001	50	470023.9	*	337442.1	*	267319.6	*	487120.5	*
SMP	AC98776-001	51	343772.7	*	246174.0	*	193676.7	*	363918.4	*
SMP	RINSE	52	280648.8	*	206925.6	*	139485.7	*	292947.3	*
CCV	CCV V-258768	53	231924.1	*	174029.5	*	123835.7	*	239834.1	*
LLCCV	LLCCV V-258769	54	187876.5	*	148378.5	*	101340.7	*	200485.2	*
CCB	CCB V-258765	55	121603.1	*	99572.16	*	71727.59	*	131081.7	*
SMP	RINSE	56	91336.57	*	76598.44	*	54962.89	*	98601.66	*
CCV	CCV V-258768	57	64023.49	*	50799.81	*	42071.16	*	71299.47	*
LLCCV	LLCCV V-258769	58	39209.93	*	33003.21	*	26621.01	*	42452.15	*
CCB	CCB V-258765	59	17345.95	*	14598.93	*	12081.80	*	18565.62	*

* Indicates Internal Standard Area outside of limits

Run Log

Data File: W:\METALS.FRM\ICPDATA\New\PEICP3A\S21173A3.txt

Analysis Date: 07/03/17

Instrument: PEICP3A

Sample Id	DF	Qc Type	Time	Run #	Test Group	Rept Limit Matrix	Qc Matrix	Anal Method	Prep Batch	Comments:	Stds:
CALBLK V-258908	1	CAL	14:22	1							V-258908(ICB/CCB)
CALST1 V-258390	1	CAL	14:26	2							V-258390(ICS1 Lowest std)
CALST2 V-258392	1	CAL	14:29	3							V-258392(ICS2- Low Std)
CALST3 V-258010	1	CAL	14:32	4							V-258010(ICS3 - Middle Std)
CALST4 V-258394	1	CAL	14:36	5							V-258394(ICS4 High std)
ICS3 V-258010	1	ICS	14:40	6							V-258010(ICS3 - Middle Std)
ICV (1) V-258730	1	ICV	14:43	7							V-258730(CCV)
LLICV V-258493	1	LLICV	14:47	8		SOIL	SOIL	SW846	60936		V-258493(LLICV/LLCCV soil)
ICB V-258908	1	ICB	14:51	9							V-258908(ICB/CCB)
ICSA V-258014	1	ICSA	14:54	10							V-258014(ICSA)
ICSAB V-258391	1	ICSAB	14:58	11							V-258391(ICSAB)
MB 60936 (100)	1	MB	15:02	12		SOIL	SOIL	SW846	60936		0
LCS 60936	1	LCS	15:05	13		SOIL	SOIL	SW846	60936		0
LCS MR 609236	1	LCS	15:09	14		SOIL	SOIL	SW846	60936		0
AC98761-012	1	SMP	15:13	15	PB-SOIL	SOIL	SOIL	SW846	60936		0
AC98761-012	1	MR	15:17	16	PB-SOIL	SOIL	SOIL	SW846	60936		0
AC98761-012	1	MS	15:21	17	PB-SOIL	SOIL	SOIL	SW846	60936		0
AC98761-012	1	MSD	15:25	18	PB-SOIL	SOIL	SOIL	SW846	60936		0
AC98761-012	1	PS	15:29	19	PB-SOIL	SOIL	SOIL	SW846	60936		0
CCV V-258730	1	CCV	15:32	20							V-258730(CCV)
LLCCV V-258493	1	LLCCV	15:36	21		SOIL	SOIL	SW846	60936		V-258493(LLICV/LLCCV soil)
CCB V-258908	1	CCB	15:40	22							V-258908(ICB/CCB)
AC98761-012	5	SD	15:43	23	PB-SOIL	SOIL	SOIL	SW846	60936		0
AC98744-001	1	SMP	15:46	24	MET-2-SOIL	SOIL	SOIL	SW846	60936		0
AC98775-001	1	SMP	15:50	25	MET-TAL6010S	SOIL	SOIL	SW846	60936		0
AC98776-001	1	SMP	15:53	26	MET-TAL6010S	SOIL	SOIL	SW846	60936		0
AC98761-005	1	SMP	15:57	27	MET-TAL6010S	SOIL	SOIL	SW846	60936		0
AC98761-006	1	SMP	16:00	28	MET-TAL6010S	SOIL	SOIL	SW846	60936		0
AC98761-007	1	SMP	16:04	29	MET-TAL6010S	SOIL	SOIL	SW846	60936		0
ICSA V-258014	1	ICSA	16:08	30							V-258014(ICSA)
ICSAB V-258391	1	ICSAB	16:12	31							V-258391(ICSAB)
CCV V-258730	1	CCV	16:16	32							V-258730(CCV)
LLCCV V-258493	1	LLCCV	16:20	33		SOIL	SOIL	SW846	60936		V-258493(LLICV/LLCCV soil)
CCB V-258908	1	CCB	16:24	34							V-258908(ICB/CCB)
AC98761-008	1	SMP	16:27	35	MET-TAL6010S	SOIL	SOIL	SW846	60936		0
AC98761-009	1	SMP	16:31	36	PB-SOIL	SOIL	SOIL	SW846	60936		0
AC98761-010	1	SMP	16:34	37	PB-SOIL	SOIL	SOIL	SW846	60936		0
AC98761-011	1	SMP	16:38	38	PB-SOIL	SOIL	SOIL	SW846	60936		0
AC98761-013	1	SMP	16:42	39	PB-SOIL	SOIL	SOIL	SW846	60936		0
AC98737-001	1	SMP	16:45	40	MET-TAL6010S	SOIL	SOIL	SW846	60936		0
AC98737-007	1	SMP	16:49	41	MET-TAL6010S	SOIL	SOIL	SW846	60936		0
CCV V-258730	1	CCV	16:53	42							V-258730(CCV)
LLCCV V-258493	1	LLCCV	16:57	43		SOIL	SOIL	SW846	60936		V-258493(LLICV/LLCCV soil)
CCB V-258908	1	CCB	17:00	44							V-258908(ICB/CCB)
AC98737-008	1	SMP	17:04	45	MET-TAL6010S	SOIL	SOIL	SW846	60936		0
AC98737-009	1	SMP	17:07	46	MET-TAL6010S	SOIL	SOIL	SW846	60936		0
AC98765-015	1	SMP	17:11	47	MET-TAL6010S	SOIL	SOIL	SW846	60936		0
AC98765-017	1	SMP	17:15	48	MET-TAL6010S	SOIL	SOIL	SW846	60936		0
AC98767-005	1	SMP	17:19	49	SRSMETALS-S	SOIL	SOIL	SW846	60936		0
AC98767-008	1	SMP	17:22	50	SRSMETALS-S	SOIL	SOIL	SW846	60936		0
ICSA V-258014	1	ICSA	17:26	51							V-258014(ICSA)
ICSAB V-258391	1	ICSAB	17:31	52							V-258391(ICSAB)
CCV V-258730	1	CCV	17:35	53							V-258730(CCV)
LLCCV V-258493	1	LLCCV	17:38	54		SOIL	SOIL	SW846	60936		V-258493(LLICV/LLCCV soil)
CCB V-258908	1	CCB	17:42	55							V-258908(ICB/CCB)

Comments/Reviewedby:

sean
192.168.1.89 7/5/2017 11:40:21 AM

OK

7/5/17

Note: ICP-MS dilution factor column does not reflect dilution which is performed prior to analysis. Secondary analytical dilution is documented on prep log. Dilution Factor:_____

Standard/Batch/SnCl2 Lot #:

Run Log

Data File: W:\METALS.FRM\ICPDATA\New\PEICPRAD3A\S21173B3.txt

Analysis Date: 07/03/17

Instrument: PEICPRAD3A

Sample Id	DF	Qc Type	Time	Run #	Test Group	Rept Limit Matrix	Qc Matrix	Anal Method	Prep Batch	Comments:	Stds:
CALBLK V-258908	1	CAL	17:46	1							V-258908(ICB/CCB)
CALST2 V-258392	1	CAL	17:50	2							V-258392(ICS2- Low Std)
CALST3 V-258010	1	CAL	17:54	3							V-258010(ICS3 - Middle Std)
CALST4 V-258394	1	CAL	17:59	4							V-258394(ICS4 High std)
ICS3 V-258010	1	ICS	18:03	5							V-258010(ICS3 - Middle Std)
ICV (1) V-258730	1	ICV	18:08	6							V-258730(CCV)
LLICV V-258493	1	LLICV	18:13	7		SOIL	SOIL	SW846	60936		V-258493(LLICV/LLCCV soil)
ICB V-258908	1	ICB	18:17	8							V-258908(ICB/CCB)
ICSA V-258014	1	ICSA	18:21	9							V-258014(ICSA)
ICSAB V-258391	1	ICSAB	18:26	10							V-258391(ICSAB)
MB 60936 (100)	1	MB	18:30	11		SOIL	SOIL	SW846	60936		()
LCS 60936	1	LCS	18:34	12		SOIL	SOIL	SW846	60936		()
LCS MR 609236	1	LCS	18:38	13		SOIL	SOIL	SW846	60936		()
AC98761-012	1	SMP	18:42	14	PB-SOIL	SOIL	SOIL	SW846	60936		()
AC98761-012	1	MR	18:45	15	PB-SOIL	SOIL	SOIL	SW846	60936		()
AC98761-012	1	MS	18:48	16	PB-SOIL	SOIL	SOIL	SW846	60936		()
AC98761-012	1	MSD	18:52	17	PB-SOIL	SOIL	SOIL	SW846	60936		()
AC98761-012	1	PS	18:56	18	PB-SOIL	SOIL	SOIL	SW846	60936		()
CCV V-258730	1	CCV	19:01	19							V-258730(CCV)
LLCCV V-258493	1	LLCCV	19:05	20		SOIL	SOIL	SW846	60936		V-258493(LLICV/LLCCV soil)
CCB V-258908	1	CCB	19:09	21							V-258908(ICB/CCB)
AC98761-012	5	SD	19:13	22	PB-SOIL	SOIL	SOIL	SW846	60936		()
AC98775-001	1	SMP	19:17	23	MET-TAL6010S	SOIL	SOIL	SW846	60936		()
AC98776-001	1	SMP	19:21	24	MET-TAL6010S	SOIL	SOIL	SW846	60936		()
AC98761-005	1	SMP	19:24	25	MET-TAL6010S	SOIL	SOIL	SW846	60936		()
AC98761-006	1	SMP	19:28	26	MET-TAL6010S	SOIL	SOIL	SW846	60936		()
AC98761-007	1	SMP	19:33	27	MET-TAL6010S	SOIL	SOIL	SW846	60936		()
ICSA V-258014	1	ICSA	19:37	28							V-258014(ICSA)
ICSAB V-258391	1	ICSAB	19:42	29							V-258391(ICSAB)
CCV V-258730	1	CCV	19:46	30							V-258730(CCV)
LLCCV V-258493	1	LLCCV	19:51	31		SOIL	SOIL	SW846	60936		V-258493(LLICV/LLCCV soil)
CCB V-258908	1	CCB	19:55	32							V-258908(ICB/CCB)
AC98761-008	1	SMP	19:59	33	MET-TAL6010S	SOIL	SOIL	SW846	60936		()
AC98737-001	1	SMP	20:03	34	MET-TAL6010S	SOIL	SOIL	SW846	60936		()
AC98737-007	1	SMP	20:07	35	MET-TAL6010S	SOIL	SOIL	SW846	60936		()
CCV V-258730	1	CCV	20:11	36							V-258730(CCV)
LLCCV V-258493	1	LLCCV	20:16	37		SOIL	SOIL	SW846	60936		V-258493(LLICV/LLCCV soil)
CCB V-258908	1	CCB	20:20	38							V-258908(ICB/CCB)
AC98737-008	1	SMP	20:24	39	MET-TAL6010S	SOIL	SOIL	SW846	60936		()
AC98737-009	1	SMP	20:28	40	MET-TAL6010S	SOIL	SOIL	SW846	60936		()
AC98765-015	1	SMP	20:32	41	MET-TAL6010S	SOIL	SOIL	SW846	60936		()
AC98765-017	1	SMP	20:37	42	MET-TAL6010S	SOIL	SOIL	SW846	60936		()
AC98767-005	1	SMP	20:41	43	SRSMETALS-S	SOIL	SOIL	SW846	60936		()
AC98767-008	1	SMP	20:45	44	SRSMETALS-S	SOIL	SOIL	SW846	60936		()
ICSA V-258014	1	ICSA	20:49	45							V-258014(ICSA)
ICSAB V-258391	1	ICSAB	20:53	46							V-258391(ICSAB)
CCV V-258730	1	CCV	20:58	47							V-258730(CCV)
LLCCV V-258493	1	LLCCV	21:03	48		SOIL	SOIL	SW846	60936		V-258493(LLICV/LLCCV soil)
CCB V-258908	1	CCB	21:07	49							V-258908(ICB/CCB)

Comments/Reviewedby:

sean
192.168.1.89 7/5/2017 11:45:16 AM

OK

7/8/17

Note: ICP-MS dilution factor column does not reflect dilution which is performed prior to analysis. Secondary analytical dilution is documented on prep log. Dilution Factor:_____

Standard/Batch/SnCl2 Lot #:

Run Log

Data File: W:\METALS.FRM\ICPDATA\New\HGCV1A\H21173S.txt

Analysis Date: 07/06/17

Instrument: HGCV1A

Sample Id	DF	Qc Type	Time	Run #	Test Group	Rept Limit Matrix	Qc Matrix	Anal Method	Prep Batch	Comments:	Stds:
Calibration Blank	1	CAL	12:46	1							0
.2 PPB	1	CAL	12:48	2							0
.5 PPB	1	CAL	12:49	3							0
1 PPB	1	CAL	12:51	4							0
2 PPB	1	CAL	12:52	5							0
5 PPB	1	CAL	12:54	6							0
10 PPB	1	CAL	12:55	7							0
25 PPB	1	CAL	12:57	8							0
ICV (2)	1	ICV	12:59	9							0
ICB	1	ICB	13:01	10							0
MB 60936 (167)	1	MB	13:03	11	HG-SOIL	SOIL	SOIL	SW846	60936		0
LCS 60936	1	NA	13:04	12	HG-SOIL	SOIL	SOIL	SW846	60936	CONC.HIGH	0
LCS MR 60936	1	NA	13:06	13	HG-SOIL	SOIL	SOIL	SW846	60936	CONC.HIGH	0
LCS 5D	5	LCS	13:08	14	HG-SOIL	SOIL	SOIL	SW846	60936		0
LCS MR 5D	5	LCS	13:10	15	HG-SOIL	SOIL	SOIL	SW846	60936		0
AC98761-012	1	SMP	13:12	16	HG-SOIL	SOIL	SOIL	SW846	60936		0
AC98761-012	1	MR	13:14	17	HG-SOIL	SOIL	SOIL	SW846	60936		0
AC98761-012	1	MS	13:15	18	HG-SOIL	SOIL	SOIL	SW846	60936		0
AC98761-012	1	MSD	13:17	19	HG-SOIL	SOIL	SOIL	SW846	60936		0
AC98776-001	1	SMP	13:19	20	HG-SOIL	SOIL	SOIL	SW846	60936		0
CCV	1	CCV	13:21	21							0
CCB	1	CCB	13:23	22							0
AC98775-001	1	SMP	13:24	23	HG-SOIL	SOIL	SOIL	SW846	60936		0
AC98761-005	1	SMP	13:26	24	HG-SOIL	SOIL	SOIL	SW846	60936		0
AC98761-006	1	SMP	13:27	25	HG-SOIL	SOIL	SOIL	SW846	60936		0
AC98761-007	1	SMP	13:29	26	HG-SOIL	SOIL	SOIL	SW846	60936		0
AC98761-008	1	SMP	13:30	27	HG-SOIL	SOIL	SOIL	SW846	60936		0
AC98737-001	1	SMP	13:32	28	HG-SOIL	SOIL	SOIL	SW846	60936		0
AC98737-007	1	SMP	13:34	29	HG-SOIL	SOIL	SOIL	SW846	60936		0
AC98737-008	1	SMP	13:35	30	HG-SOIL	SOIL	SOIL	SW846	60936		0
AC98737-009	1	SMP	13:37	31	HG-SOIL	SOIL	SOIL	SW846	60936		0
AC98765-015	1	SMP	13:38	32	HG-SOIL	SOIL	SOIL	SW846	60936		0
CCV	1	CCV	13:40	33							0
CCB	1	CCB	13:42	34							0
AC98765-017	1	SMP	13:44	35	HG-SOIL	SOIL	SOIL	SW846	60936		0
AC98767-005	1	SMP	13:45	36	HG-SOIL	SOIL	SOIL	SW846	60936		0
AC98767-008	1	SMP	13:47	37	HG-SOIL	SOIL	SOIL	SW846	60936		0
CCV	1	CCV	13:48	38							0
CCB	1	CCB	13:50	39							0

Comments/Reviewedby:

carmela
192.168.1.70 7/6/2017 4:14:36 PM

OK

7/7/17

Note: ICP-MS dilution factor column does not reflect dilution which is performed prior to analysis. Secondary analytical dilution is documented on prep log. Dilution Factor:_____

Standard/Batch/SnCl2 Lot #:

V-259179

Run Log

Data File: W:\METALS.FRM\ICPDATA\New\MS2_7500SWA\S070317B.b\S070317B.TXT

Analysis Date: 07/03/17 **Instrument:** MS2_7500SWA

Sample Id	DF	Qc Type	Time	Run #	Test Group	Rept Limit Matrix	Qc Matrix	Anal Method	Prep Batch	Comments:	Stds:
Rinse	1	NA	14:02	1		SOIL	SOIL	SW846	60937		()
CalBlk V-258758	1	ISBLK	14:07	2		SOIL	SOIL				V-258758(Cal Blk WARNING)
CalStd1 V-258759	1	CAL	14:13	3							V-258759(Cal Std-1 WARNING)
CalStd2 V-258760	1	CAL	14:19	4							V-258760(Cal Std-2 WARNING)
CalStd3 V-258761	1	CAL	14:25	5							V-258761(Cal Std-3 WARNING)
CalStd4 V-258762	1	CAL	14:31	6							V-258762(Cal Std-4 WARNING)
CalStd5 V-258763	1	CAL	14:36	7							V-258763(Cal Std-5 WARNING)
ICV V-258764	1	ICV	14:42	8							V-258764(ICV WARNING)
LLICV V-258769	1	LLICV	14:48	9		SOIL	SOIL	SW846	60937		V-258769(LL-ICV/CCV SOIL WARNING)
ICB V-258765	1	ICB	14:54	10							V-258765(ICB/CCB WARNING)
ICSA V-258766	1	ICSA	14:59	11							V-258766(ICSA WARNING)
ICSAB V-258767	1	ICSAB	15:05	12							V-258767(ICSAB WARNING)
RINSE	1	NA	15:11	13		SOIL	SOIL	SW846	60937		()
CCV V-258768	1	CCV	15:17	14							V-258768(CCV WARNING)
LLCCV V-258769	1	LLCCV	15:22	15		SOIL	SOIL	SW846	60937		V-258769(LL-ICV/CCV SOIL WARNING)
CCB V-258765	1	CCB	15:28	16							V-258765(ICB/CCB WARNING)
MB 60937	1	MB	15:34	17		SOIL	SOIL	SW846	60937		()
LCS 50937	1	LCS	15:40	18		SOIL	SOIL	SW846	60937		()
LCS MR 60937	1	LCS	15:45	19		SOIL	SOIL	SW846	60937		()
AC98761-012	1	SMP	15:51	20	MET-1-6020	SOIL	SOIL	SW846	60937		()
AC98761-012	1	MR	15:57	21	MET-1-6020	SOIL	SOIL	SW846	60937		()
AC98761-012	5	SD	16:03	22	MET-1-6020	SOIL	SOIL	SW846	60937		()
AC98761-012	1	MS	16:08	23	MET-1-6020	SOIL	SOIL	SW846	60937		()
AC98761-012	1	MSD	16:14	24	MET-1-6020	SOIL	SOIL	SW846	60937		()
AC98761-012	1	PS	16:20	25	MET-1-6020	SOIL	SOIL	SW846	60937		()
RINSE	1	NA	16:26	26		SOIL	SOIL	SW846	60937		()
CCV V-258768	1	CCV	16:31	27							V-258768(CCV WARNING)
LLCCV V-258769	1	LLCCV	16:37	28		SOIL	SOIL	SW846	60937		V-258769(LL-ICV/CCV SOIL WARNING)
CCB V-258765	1	CCB	16:43	29							V-258765(ICB/CCB WARNING)
AC98761-005	1	SMP	16:49	30	MET-TAL6020S	SOIL	SOIL	SW846	60937		()
AC98761-006	1	SMP	16:54	31	MET-TAL6020S	SOIL	SOIL	SW846	60937		()
AC98761-007	1	SMP	17:00	32	MET-TAL6020S	SOIL	SOIL	SW846	60937		()
AC98761-008	1	SMP	17:06	33	MET-TAL6020S	SOIL	SOIL	SW846	60937		()
AC98761-009	1	SMP	17:11	34	MET-1-6020	SOIL	SOIL	SW846	60937		()
AC98761-010	1	SMP	17:17	35	MET-1-6020	SOIL	SOIL	SW846	60937		()
AC98761-011	1	SMP	17:23	36	MET-1-6020	SOIL	SOIL	SW846	60937		()
AC98761-013	1	SMP	17:28	37	MET-1-6020	SOIL	SOIL	SW846	60937		()
AC98737-001	1	SMP	17:34	38	MET-TAL6020S	SOIL	SOIL	SW846	60937		()
RINSE	1	NA	17:40	39		SOIL	SOIL	SW846	60937		()
CCV V-258768	1	CCV	17:46	40							V-258768(CCV WARNING)
LLCCV V-258769	1	LLCCV	17:52	41		SOIL	SOIL	SW846	60937		V-258769(LL-ICV/CCV SOIL WARNING)
CCB V-258765	1	CCB	17:57	42							V-258765(ICB/CCB WARNING)
AC98737-007	1	NA	18:03	43	MET-TAL6020S	SOIL	SOIL	SW846	60937	Rerun.	()
AC98737-008	1	NA	18:09	44	MET-TAL6020S	SOIL	SOIL	SW846	60937	Rerun.	()
AC98737-009	1	NA	18:14	45	MET-TAL6020S	SOIL	SOIL	SW846	60937	Rerun.	()
AC98765-015	1	NA	18:20	46	MET-TAL6020S	SOIL	SOIL	SW846	60937	Rerun.	()
AC98765-017	1	NA	18:26	47	MET-TAL6020S	SOIL	SOIL	SW846	60937	Rerun.	()
AC98767-005	1	NA	18:32	48	MET-5-6020	SOIL	SOIL	SW846	60937	Rerun.	()
AC98767-008	1	NA	18:38	49	MET-5-6020	SOIL	SOIL	SW846	60937	Rerun.	()
AC98775-001	1	NA	18:43	50	MET-TAL6020S	SOIL	SOIL	SW846	60937	Rerun.	()
AC98776-001	1	NA	18:49	51	MET-TAL6020S	SOIL	SOIL	SW846	60937	Rerun.	()
RINSE	1	NA	18:55	52		SOIL	SOIL	SW846	60937		()
CCV V-258768	1	CCV	19:01	53							V-258768(CCV WARNING)
LLCCV V-258769	1	LLCCV	19:07	54		SOIL	SOIL	SW846	60937		V-258769(LL-ICV/CCV SOIL WARNING)
CCB V-258765	1	CCB	19:13	55							V-258765(ICB/CCB WARNING)
RINSE	1	NA	19:19	56		SOIL	SOIL	SW846	60937		()
CCV V-258768	1	CCV	19:25	57							V-258768(CCV WARNING)

Comments/Reviewedby:

pcousineau
192.168.1.28 7/5/2017 12:28:19 PM

Run ok. Report Ag, As, Be, Cd, Sb, Se, Tl. Rerun 98737-007, 008, 009, 98765-015, 017, 98767-005, 008, 98775-001, 98776-001
(out of argon). PC.

7/7/17

Note: ICP-MS dilution factor column does not reflect dilution which is performed prior to analysis. Secondary analytical dilution is documented on prep log. Dilution Factor: 2x 7/3/17

Standard/Batch/SnCl2 Lot #:

Run Log

Data File: W:\METALS.FRM\ICPDATA\New\MS2_7500SWA\S070317B.b\S070317B.TXT

Analysis Date: 07/03/17

Instrument: MS2_7500SWA

Sample Id	DF	Qc Type	Time	Run #	Test Group	Rept Limit Matrix	Qc Matrix	Anal Method	Prep Batch	Comments:	Stds:
LLCCV V-258769	1	LLCCV	19:31	58		SOIL	SOIL	SW846	60937		V-258769(LL-ICV/CCV SOIL WARNING)
CCB V-258765	1	CCB	19:37	59							V-258765(ICB/CCB WARNING)

Comments/Reviewedby:

pcousineau
192.168.1.28 7/5/2017 12:28:19 PM

Run ok. Report Ag, As, Be, Cd, Sb, Se, Tl. Rerun 98737-007, 008, 009, 98765-015, 017, 98767-005, 008, 98775-001, 98776-001
(out of argon). PC.

7/7/17

Note: ICP-MS dilution factor column does not reflect dilution which is performed prior to analysis. Secondary analytical dilution is documented on prep log. Dilution Factor: 2x 7/7/17

Standard/Batch/SnCl2 Lot #:

Hampton-Clarke

ICP SAMPLE PREPARATION LOG

ANALYTICAL METHOD: 3010A 3005A 3050B 200.7/200.8 OTHER

Batch No.: 21173 Analyst: gm

QC Number: 60936 Prep Date: 7/3/17

Matrix: soil Reviewed By: BS

LAB ID#	ICP		ICP-MS (Secondary dil)		TCLP		COMMENTS
	Initial	Final	Aliquot	Final	Eff	TCLP	
Method blank	50ml	50ml				--	Balance used: B-033
LCS	0.5g					--	Pipettes used: 131
LCSD						--	
1. BC98761-012	1.0g	100ml					Hot Block used: 5
MR98761-012	0.5g	50ml					
MS 98761-012							
MSD98761-012							
2. 98761-005							
3. -006							
4. -007							
5. -008							
6. -009							
7. -010							
8. -011							
9. -013							
10. 98737-001							
11. -007							
12. -008							
13. -009							
14. 98765-015							
15. -017							
16. 98767-005							
17. -008							
18. 98744-001							
19. 98776-001							
20. 98775-001							

Hot Plate Temperature: 92.8 C (90-95° C) Start Time: 7:15 End Time: 11:10

	Volume mL	Lot #
LCS, LCSD	0.5g	V- 10833
LLLCS, LLLCSD		V-
MS, MSD	0.5ml	V-10892, 10891
LLMS, LLMSD	0.25ml	V- 10657

Acid	Vol mL	Lot#
HNO_3	2.5ml	V-10906
HCl	5ml	V-10907
H_2O_2	1.5ml	V-10543

Acid	Vol mL	Lot#
1:1 HNO_3	5ml	V-257028
1:1 HCl		V-

Relinquished By gm Date 7/3/17

Received By [signature] Date 7/3/17

T:\QC\FORMS\LOGBOOK FORMS\METALS\ICP sample prep log 2016 DOD.DOC

HG SAMPLE PREPARATION LOG

ANALYTICAL METHOD: 245.1 7470A 7471B OTHER_____

Batch No.:* 21173
QC Number: 60936
Matrix: Soil

Analyst: lm
Prep Date: 7/3/17
Review By: CJN

LAB ID#	MERCURY INITIAL	MERCURY FINAL	COMMENTS	STANDARDS
Method blank	25ml	25ml		CAL CURVE BLK 0ppb V- 259032
LCS	0.159			
LCSD				STD 0.2 ppb V- 2590374
1 98761-012				STD 0.5 ppb V- 2590345
MR 98761-012				STD 1.0 ppb V- 2590386
MS 98761-012				STD 2.0 ppb V- 2590367
MSD 98761-012				STD 5.0 ppb V- 2590378
2 98761-005				STD 10.0 ppb V- 2590389
3 -006				STD 25.0 ppb V- 2590340
4 -007				ICV 10.0 ppb V- 2590381
5 -008				CCV 20.0 ppb V- 259032
6 ~~-009~~				
7 ~~-010~~				
8 98737-001				Balance used: B-037
9 -007				Pipettes used: 120, 121, 133, 135
10 -008				
11 -009				Hot Block used: 7
12 98765-015				
13 -017				
14 98767-005				
15 -008				
16 ~~98744-001~~				
17 98776-001				
18 98775-001				
19				
20				

Lot Numbers	Acid	Volume (mL)		Lot #
$KmnO_4$: V- 256317	HNO_3			V-
$K_2S_2O_8$: V-	HCl			V-
NH_2OH: V- 256349	H_2SO_4			V-
	Aqua Regia	1:25ml		V- 259030

**Block Temp.: °C	93°1
Time In Block:	7:30
Time Out of Block:	8:00

Spike Volume & Lot #
☐ LCS V- 10833 0.125 / 0.25 ml
☐ MS V- 259018 0.250 ml
☐ Standards/Control Batch B- 23325

Start time: 7:15 End Time: 8:00

**Temperature
245.1 / 7470A: 90-95C
7471B : 92-98C

Relinquished By: lm

*25 mLs of each standard was digested with this batch using the same reagents and at the same time as the above samples. The preparation of each standard may be referenced in Veriprog using the standard batch number and the corresponding V #s.

Hampton-Clarke

ICP SAMPLE PREPARATION LOG

ANALYTICAL METHOD: 3010A 3005A ~~3050B~~ 200.7/200.8 OTHER

Batch No.: 21174 Analyst: [illegible]

QC Number: 60937 Prep Date: 7/3/17

Matrix: Groundwater Reviewed By: m

LAB ID#	ICP		ICP-MS (Secondary dil)		TCLP		COMMENTS
	Initial	Final	Aliquot	Final	Eff	TCLP	
Method blank	50ml	50ml	25ml	50ml		--	Balance used: B-033
LCS	0.19					--	Pipettes used: 131, 141
LCSD						--	
1. 98761-012	0.59						Hot Block used: 4
MR 98761-012							
MS 98761-012							
MSD 98761-012							
2. 98761-005							
3. -006							
4. -007							
5. -008							
6. -009							
7. -010							
8. -011							
9. -013							
10. 98037-001							
11. -007							
12. -008							
13. -009							
14. 98765-015							
15. -017							
16. 98767-005							
17. -008							
18. 98776-001							
19. 98775-001							
20.							

Hot Plate Temperature: 92.8 C (90-95° C) Start Time: 7:45 End Time: 11:30

	Volume mL	Lot #
LCS, LCSD	0.19	V- 10833
LLLCS, LLLCSD		V-
MS, MSD	0.5ml	V- 10891, 10892
LLMS, LLMSD		V-

Acid	Vol mL	Lot#
HNO_3	2.5ml	V- 10906
HCl		V-
H_2O_2	1.5ml	V- 10543

Acid	Vol mL	Lot#
1:1 HNO_3	5ml	V- 257026
1:1 HCl		V-

Relinquished By [illegible] Date 7/3/17

Received By m Date 7/3/17

T:\QC\FORMS\LOGBOOK FORMS\METALS\ICP sample prep log 2016 DOD.DOC

Wet Chemistry Data

VERITECH Wet Chem Form1 Analysis Summary

Lab#: AC98737-008
Matrix Soil/Encore
Client SampleID: SB-24C

Project Number: 7062915
Received Date: 6/29/2017
Collect Date: 6/29/2017

Analysis	TestGroup	Dilution:	Result	Units:	RL	Prep Date:	Analysis Date:
Cyanide	CN-S-9012	1	ND	mg/Kg	0.28	07/03/17	07/03/17

VERITECH Wet Chem Form1 Analysis Summary
% Solids

TestGroupName: % Solids SM2540G **Project #:7062915**

TestGroup: %SOLIDS

Lab#	Client SampleID	Matrix	Dilution:	Result	Units:	RL	Prep Date	Analysis Date	Received Date	Collect Date
AC98737-001	SB-2	Soil/Encore	1	**87**	**Percent**			07/03/17	06/29/17	06/29/17
AC98737-002	SB-6A	Soil/Encore	1	**85**	**Percent**			07/03/17	06/29/17	06/29/17
AC98737-003	SB-6B	Soil/Encore	1	**84**	**Percent**			07/03/17	06/29/17	06/29/17
AC98737-004	SB-14A	Soil/Encore	1	**88**	**Percent**			07/03/17	06/29/17	06/29/17
AC98737-005	SB-17	Soil/Encore	1	**81**	**Percent**			07/03/17	06/29/17	06/29/17
AC98737-006	SB-14B	Soil/Encore	1	**84**	**Percent**			07/03/17	06/29/17	06/29/17
AC98737-007	SB-25	Soil/Encore	1	**87**	**Percent**			07/03/17	06/29/17	06/29/17
AC98737-008	SB-24C	Soil/Encore	1	**85**	**Percent**			07/03/17	06/29/17	06/29/17
AC98737-009	SB-24	Soil/Encore	1	**86**	**Percent**			07/03/17	06/29/17	06/29/17

% Solids Report

Analysis Type: SOLIDS-SS
BatchID: SOLIDS-SS-6839

QcType	SampleID:	Rounded Result	Raw Result	Units	Tare Weight	Wet Weight	Dry Weight	Analysis Date	Analyzed By	QC RPD	Rpd Limit
DUP	AC98760-003	97	97.20885	Percent	1.37	11.76	11.47	07/03/17	BEENA	0.35	5
Sample	AC98737-001	87	87.32809	Percent	1.36	11.54	10.24	07/03/17	BEENA		
Sample	AC98737-002	85	85.00000	Percent	1.35	10.95	9.51	07/03/17	BEENA		
Sample	AC98737-003	84	84.11001	Percent	1.37	14.46	12.38	07/03/17	BEENA		
Sample	AC98737-004	88	88.20513	Percent	1.36	13.06	11.68	07/03/17	BEENA		
Sample	AC98737-005	81	81.12583	Percent	1.35	7.39	6.25	07/03/17	BEENA		
Sample	AC98737-006	84	83.63029	Percent	1.36	10.34	8.87	07/03/17	BEENA		
Sample	AC98737-007	87	87.48858	Percent	1.36	12.31	10.94	07/03/17	BEENA		
Sample	AC98737-008	85	84.54976	Percent	1.37	11.92	10.29	07/03/17	BEENA		
Sample	AC98737-009	86	85.88235	Percent	1.37	7.32	6.49	07/03/17	BEENA		
Sample	AC98760-003	98	97.54948	Percent	1.35	11.96	11.71	07/03/17	BEENA		
Sample	AC98760-004	98	97.52431	Percent	1.35	12.66	12.38	07/03/17	BEENA		
Sample	AC98760-005	96	95.60531	Percent	1.36	13.42	12.89	07/03/17	BEENA		
Sample	AC98761-001	94	94.37115	Percent	1.35	12.72	12.08	07/03/17	BEENA		
Sample	AC98761-002	93	93.34112	Percent	1.37	9.93	9.36	07/03/17	BEENA		
Sample	AC98761-003	93	92.92334	Percent	1.36	13.23	12.39	07/03/17	BEENA		
Sample	AC98761-004	93	93.43318	Percent	1.39	10.07	9.50	07/03/17	BEENA		
Sample	AC98761-005	88	88.45188	Percent	1.37	13.32	11.94	07/03/17	BEENA		
Sample	AC98761-006	89	89.49959	Percent	1.35	13.54	12.26	07/03/17	BEENA		
Sample	AC98761-007	89	88.54719	Percent	1.36	10.79	9.71	07/03/17	BEENA		
Sample	AC98767-004	88	88.42365	Percent	1.35	13.53	12.12	07/03/17	BEENA		

* - Indicates Failed Rpd Criteria

MS/MSD/DUP Recovery

Prep Batch: S-1826 Sample ID: AC98730-013
Method: EPA 9012B Matrix: Soil

Qc Type: DUP	Limits			DUP	Sample			MS/MSD/DUP			Non Spike		
Analyte		Rpd	Dil	Conc	Conc	Rpd	Flag	Batch	RunID	Analysis Date	Batch	RunID	Analysis Date
Cyanide		35	1	0	0	NA		20170703120	15	07/03/17 12:34	20170703120	14	07/03/17 12:32

Qc Type: MS		Limits			MS	Sample			MS/MSD/DUP			Non Spike		
Analyte	Amt	Recov		Dil	Conc	Conc	% Rec	Flag	Batch	RunID	Analysis Date	Batch	RunID	Analysis Date
Cyanide	0.4	75-125		1	0.3444	0	86		20170703120	16	07/03/17 12:36	20170703120	14	07/03/17 12:32

Qc Type: MSD		Limits			MSD	Sample				MS/MSD/DUP			Non Spike		
Analyte	Amt	Recov	Rpd	Dil	Conc	Conc	% Rec	Rpd	Flag	Batch	RunID	Analysis Date	Batch	RunID	Analysis Date
Cyanide	0.4	75-125	20	1	0.3309	0	83	4		20170703120	17	07/03/17 12:39	20170703120	14	07/03/17 12:32

LCS Recoveries

			BatchRunID/RunID:====>	201707031202-12								
			QcBatchID:====>	LCSS-1826								
			Date/Time:====>	07/03/17 12:27								
			Analytical Method:====>	EPA 9012B								
			Matrix:====>	Soil		Soil		Soil		Soil		Soil
	EPA 9012B											
Analyte	Amt	Limits	Amt Limits	% Rec	Flags	% Rec	Flags	% Rec	Flags	% Rec	Flags	% Rec Flags
Cyanide	0.4	80-120		90								

Calibration Summary:

Instrument: DA1
Analysis Meth: EPA 9012B

Analyte	Batch ID	Run#	Qc Type	Recov	Spk Amt	Limit
Cyanide	20170703120	9	ICV	101	0.4	85-115
Cyanide	20170703120	21	CCV	101	0.4	85-115
Cyanide	20170703120	29	CCV	100	0.4	85-115

Blank Summary

Instrument: DA1

Qc Type: ICB Summary Prep Date: 7/3/17

Run Batch ID	Analysis Date/Time	Sample ID	Run#	Analyte	Conc	RL
20170703120	7/3/17 12:25	MBS-1826	11	Cyanide	ND	0.020

Qc Type: CCB Summary Prep Date: NA

Run Batch ID	Analysis Date/Time	Sample ID	Run#	Analyte	Conc	RL
20170703120	7/3/17 12:50	CCB	22	Cyanide	ND	0.020
20170703120	7/3/17 13:06	CCB	30	Cyanide	ND	0.020

Appendix A

Semi-Volatile Data
(Additional)

Form1

ORGANICS SEMIVOLATILE REPORT

Sample Number: AC98737-004
Client Id: SB-14A
Data File: 7M85612.D
Analysis Date: 07/18/17 10:23
Date Rec/Extracted: 06/29/17-07/17/17
Column: DB-5MS 30M 0.250mm ID 0.25um film

Method: EPA 8270D
Matrix: Soil
Initial Vol: 30g
Final Vol: 0.5ml
Dilution: 1
Solids: 88

Units: mg/Kg

Cas #	Compound	RL	Conc	Cas #	Compound	RL	Conc
91-57-6	2-Methylnaphthalene	0.038	U	218-01-9	Chrysene	0.038	0.54
83-32-9	Acenaphthene	0.038	0.053	53-70-3	Dibenzo[a,h]anthracene	0.038	0.12
208-96-8	Acenaphthylene	0.038	U	206-44-0	Fluoranthene	0.038	0.95
120-12-7	Anthracene	0.038	0.11	86-73-7	Fluorene	0.038	0.038
56-55-3	Benzo[a]anthracene	0.038	0.51	193-39-5	Indeno[1,2,3-cd]pyrene	0.038	0.31
50-32-8	Benzo[a]pyrene	0.038	0.48	91-20-3	Naphthalene	0.0095	0.014
205-99-2	Benzo[b]fluoranthene	0.038	0.69	85-01-8	Phenanthrene	0.038	0.58
191-24-2	Benzo[g,h,i]perylene	0.038	0.33	129-00-0	Pyrene	0.038	0.98
207-08-9	Benzo[k]fluoranthene	0.038	0.22				

Worksheet #: 430594 *Total Target Concentration* 5.9 ColumnID: (^) Indicates results from 2nd column

U - Indicates the compound was analyzed but not detected.
B - Indicates the analyte was found in the blank as well as in the sample.
E - Indicates the analyte concentration exceeds the calibration range of the instrument.
R - Retention Time Out
J - Indicates an estimated value when a compound is detected at less than the specified detection limit.
d - Pesticide %Diff>40% between columns due to coelution. Lower concentration usea
Chlordane (Total) is sum of a-Chlordane and y-Chlordane.

Quantitation Report (QT Reviewed)

7062915 0450

SampleID : AC98737-004 Operator : AH/JB Qt Meth : 7M_0605.M
Data File: 7M85612.D Sam Mult : 1 Vial# : 3 Qt On : 07/18/17 10:55
Acq On : 07/18/17 10:23 Misc : S,BNA:0.5 Qt Upd On: 06/07/17 10:00

Data Path : G:\GcMsData\2017\GCMS_7\Data\07-18-17\
Qt Path : G:\GCMSDATA\2017\GCMS_7\METHODQT\
Qt Resp Via : Initial Calibration

Compound	R.T.	QIon	Response	Conc	Units	Dev(Min)
Internal Standards						
7) 1,4-Dioxane-d8(INT)	2.481	96	38966	40.00	ng	-0.05
21) 1,4-Dichlorobenzene-d4	5.767	152	80632	40.00	ng	-0.04
31) Naphthalene-d8	6.793	136	313275	40.00	ng	-0.03
50) Acenaphthene-d10	8.230	164	188900	40.00	ng	-0.03
77) Phenanthrene-d10	9.683	188	326438	40.00	ng	-0.03
91) Chrysene-d12	12.733	240	279242	40.00	ng	-0.02
103) Perylene-d12	14.432	264	247848	40.00	ng	0.06
System Monitoring Compounds						
11) 2-Fluorophenol	4.586	112	330357	141.16	ng	-0.02
Spiked Amount 100.000			Recovery = 141.16%			
16) Phenol-d5	5.468	99	447175	146.22	ng	-0.02
Spiked Amount 100.000			Recovery = 146.22%			
32) Nitrobenzene-d5	6.221	128	84470	66.22	ng	-0.03
Spiked Amount 50.000			Recovery = 132.44%			
55) 2-Fluorobiphenyl	7.637	172	404920	66.43	ng	-0.03
Spiked Amount 50.000			Recovery = 132.86%			
80) 2,4,6-Tribromophenol	8.967	330	105808	132.97	ng	-0.02
Spiked Amount 100.000			Recovery = 132.97%			
94) Terphenyl-d14	11.467	244	325223	79.89	ng	-0.04
Spiked Amount 50.000			Recovery = 159.78%			
Target Compounds						Qvalue
41) Naphthalene	6.809	128	6066	0.7229	ng	95
65) Acenaphthene	8.256	153	14230	2.7772	ng	91
72) Fluorene	8.732	166	12356	2.0236	ng	97
86) Phenanthrene	9.704	178	263005	30.4424	ng	99
87) Anthracene	9.763	178	50710	5.7484	ng	99
90) Fluoranthene	11.029	202	480457	50.4026	ng	90
92) Pyrene	11.291	202	425900	51.8831	ng	88
100) Benzo[a]anthracene	12.723	228	198645m	27.0503	ng	
101) Chrysene	12.765	228	193859m	28.7105	ng	
105) Benzo[b]fluoranthene	13.999	252	252821m	36.6350	ng	
106) Benzo[k]fluoranthene	14.031	252	81199m	11.7573	ng	
107) Benzo[a]pyrene	14.368	252	165171	25.2192	ng	93
108) Indeno[1,2,3-cd]pyrene	15.762	276	122702	16.5651	ng	84
109) Dibenzo[a,h]anthracene	15.773	278	38143	6.1455	ng	84
110) Benzo[g,h,i]perylene	16.147	276	110532	17.4239	ng	77

(#) = qualifier out of range (m) = manual integration (+) = signals summed

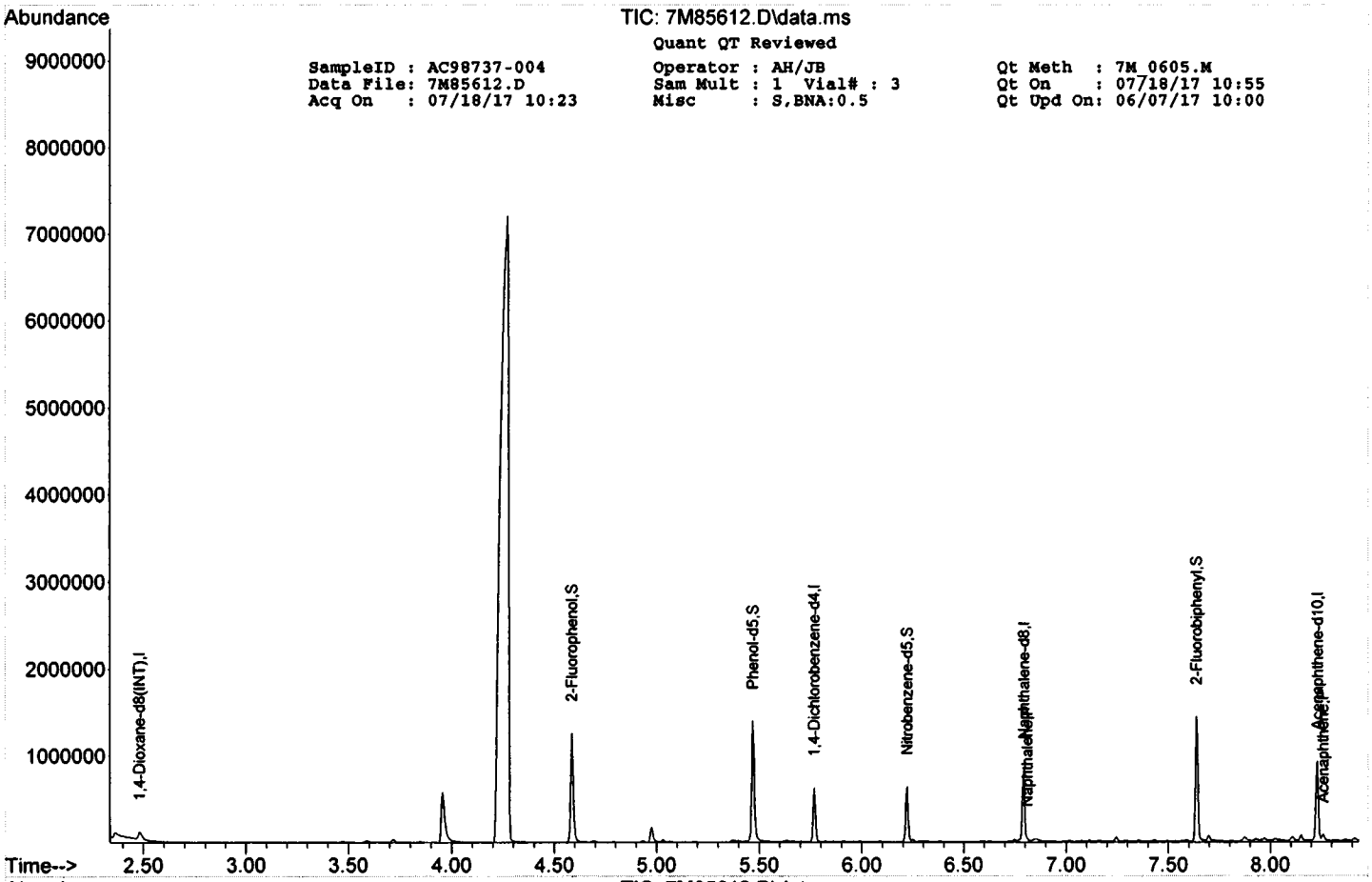
Abundance
TIC: 7M85612.D\data.ms
Quant QT Reviewed
SampleID : AC98737-004
Data File: 7M85612.D
Acq On : 07/18/17 10:23
Operator : AH/JB
Sam Mult : 1 Vial# : 3
Misc : S,BNA:0.5
Qt Meth : 7M_0605.M
Qt On : 07/18/17 10:55
Qt Upd On: 06/07/17 10:00
1,4-Dioxane-d8(INT),I
2-Fluorophenol,S
Phenol-d5,S
1,4-Dichlorobenzene-d4,I
Nitrobenzene-d5,S
Naphthalene-d8,I
2-Fluorobiphenyl,S
Acenaphthene-d10,I
Time-->

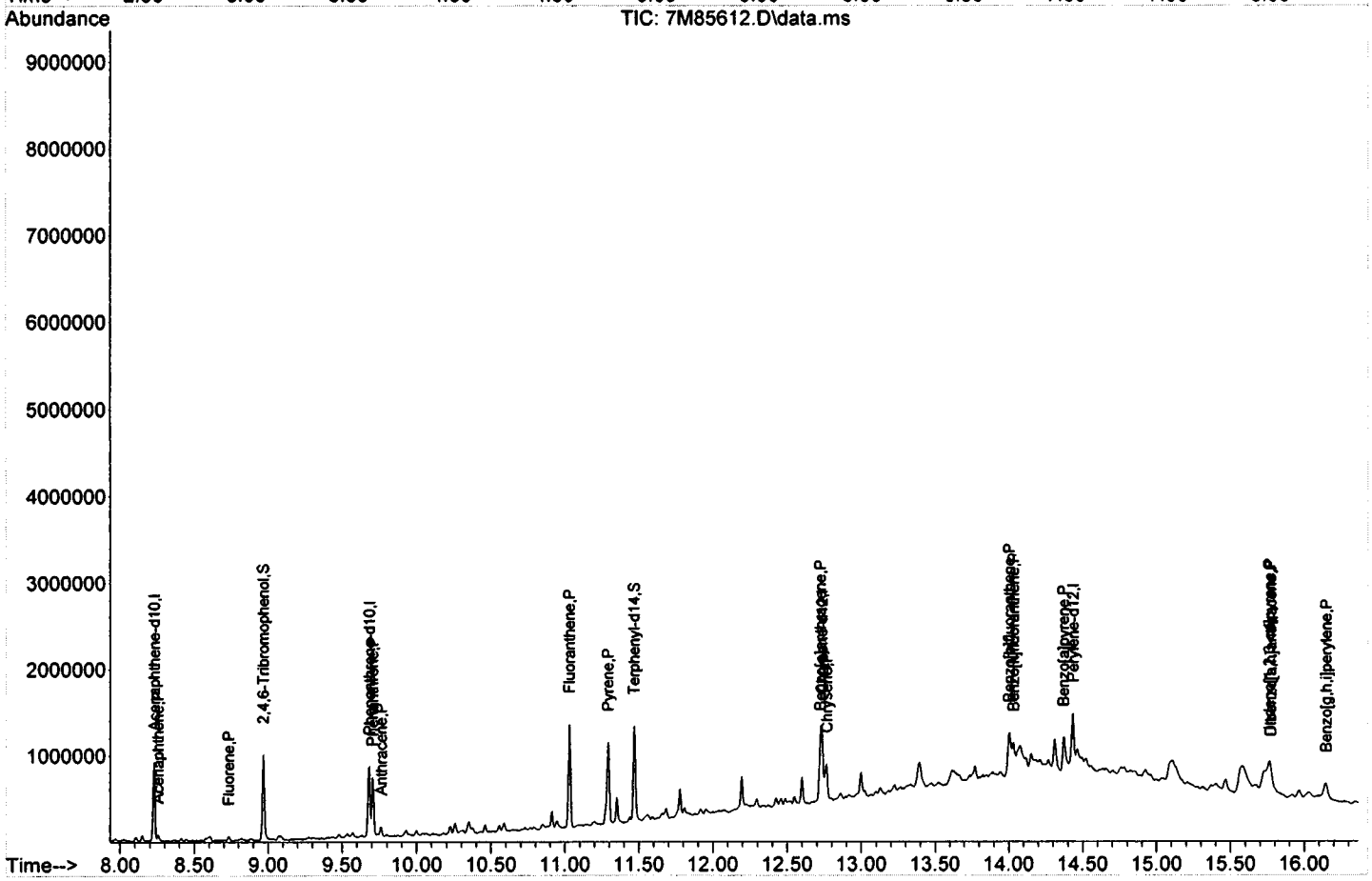
Abundance
TIC: 7M85612.D\data.ms
Acenaphthene-d10,I
Fluorene,P
2,4,6-Tribromophenol,S
Anthracene-d10,I
Fluoranthene,P
Pyrene,P
Terphenyl-d14,S
Benzo[a]pyrene,P
Perylene-d12,I
Benzo[g,h,i]perylene,P
Time-->

Form1

ORGANICS SEMIVOLATILE REPORT

Sample Number: SMB60446
Client Id:
Data File: 7M85597.D
Analysis Date: 07/17/17 15:19
Date Rec/Extracted: NA-07/17/17
Column: DB-5MS 30M 0.250mm ID 0.25um film

Method: EPA 8270D
Matrix: Soil
Initial Vol: 30g
Final Vol: 0.5ml
Dilution: 1
Solids: 100

Units: mg/Kg

Cas #	Compound	RL	Conc	Cas #	Compound	RL	Conc
91-57-6	2-Methylnaphthalene	0.033	U	218-01-9	Chrysene	0.033	U
83-32-9	Acenaphthene	0.033	U	53-70-3	Dibenzo[a,h]anthracene	0.033	U
208-96-8	Acenaphthylene	0.033	U	206-44-0	Fluoranthene	0.033	U
120-12-7	Anthracene	0.033	U	86-73-7	Fluorene	0.033	U
56-55-3	Benzo[a]anthracene	0.033	U	193-39-5	Indeno[1,2,3-cd]pyrene	0.033	U
50-32-8	Benzo[a]pyrene	0.033	U	91-20-3	Naphthalene	0.0083	U
205-99-2	Benzo[b]fluoranthene	0.033	U	85-01-8	Phenanthrene	0.033	U
191-24-2	Benzo[g,h,i]perylene	0.033	U	129-00-0	Pyrene	0.033	U
207-08-9	Benzo[k]fluoranthene	0.033	U				

Worksheet #: 430594

Total Target Concentration 0

ColumnID: (^) Indicates results from 2nd column

U - Indicates the compound was analyzed but not detected.
B - Indicates the analyte was found in the blank as well as in the sample.
E - Indicates the analyte concentration exceeds the calibration range of the instrument.
R - Retention Time Out
J - Indicates an estimated value when a compound is detected at less than the specified detection limit.
d - Pesticide %Diff>40% between columns due to coelution. Lower concentration usea
Chlordane (Total) is sum of a-Chlordane and y-Chlordane.

Quantitation Report (QT/LSC Reviewed)

7062915 0453

SampleID : SMB60446 Operator : AH/JB Qt Meth : 7M_0605.M
Data File: 7M85597.D Sam Mult : 1 Vial# : 10 Qt On : 07/17/17 15:46
Acq On : 07/17/17 15:19 Misc : S,BNA Qt Upd On: 07/17/17 11:45

Data Path : G:\GcMsData\2017\GCMS_7\Data\07-17-17\
Qt Path : G:\GCMSDATA\2017\GCMS_7\METHODQT\
Qt Resp Via : Initial Calibration

Compound	R.T.	QIon	Response	Conc	Units	Dev(Min)
Internal Standards						
7) 1,4-Dioxane-d8(INT)	2.471	96	40145	40.00	ng	-0.06
21) 1,4-Dichlorobenzene-d4	5.772	152	80393	40.00	ng	-0.03
31) Naphthalene-d8	6.830	136	310921	40.00	ng	0.01
50) Acenaphthene-d10	8.347	164	186966	40.00	ng	0.09
77) Phenanthrene-d10	9.806	188	325785	40.00	ng	0.10
91) Chrysene-d12	12.840	240	298953	40.00	ng	0.09
103) Perylene-d12	14.603	264	255086	40.00	ng	0.23
System Monitoring Compounds						
11) 2-Fluorophenol	4.581	112	267288	110.85	ng	-0.03
Spiked Amount 100.000			Recovery = 110.85%			
16) Phenol-d5	5.468	99	351314	111.50	ng	-0.02
Spiked Amount 100.000			Recovery = 111.50%			
32) Nitrobenzene-d5	6.237	128	64903	51.27	ng	-0.01
Spiked Amount 50.000			Recovery = 102.54%			
55) 2-Fluorobiphenyl	7.733	172	319652	52.99	ng	0.07
Spiked Amount 50.000			Recovery = 105.98%			
80) 2,4,6-Tribromophenol	9.101	330	85478	107.64	ng	0.11
Spiked Amount 100.000			Recovery = 107.64%			
94) Terphenyl-d14	11.563	244	266542	61.16	ng	0.06
Spiked Amount 50.000			Recovery = 122.32%			

Target Compounds Qvalue

(#) = qualifier out of range (m) = manual integration (+) = signals summed

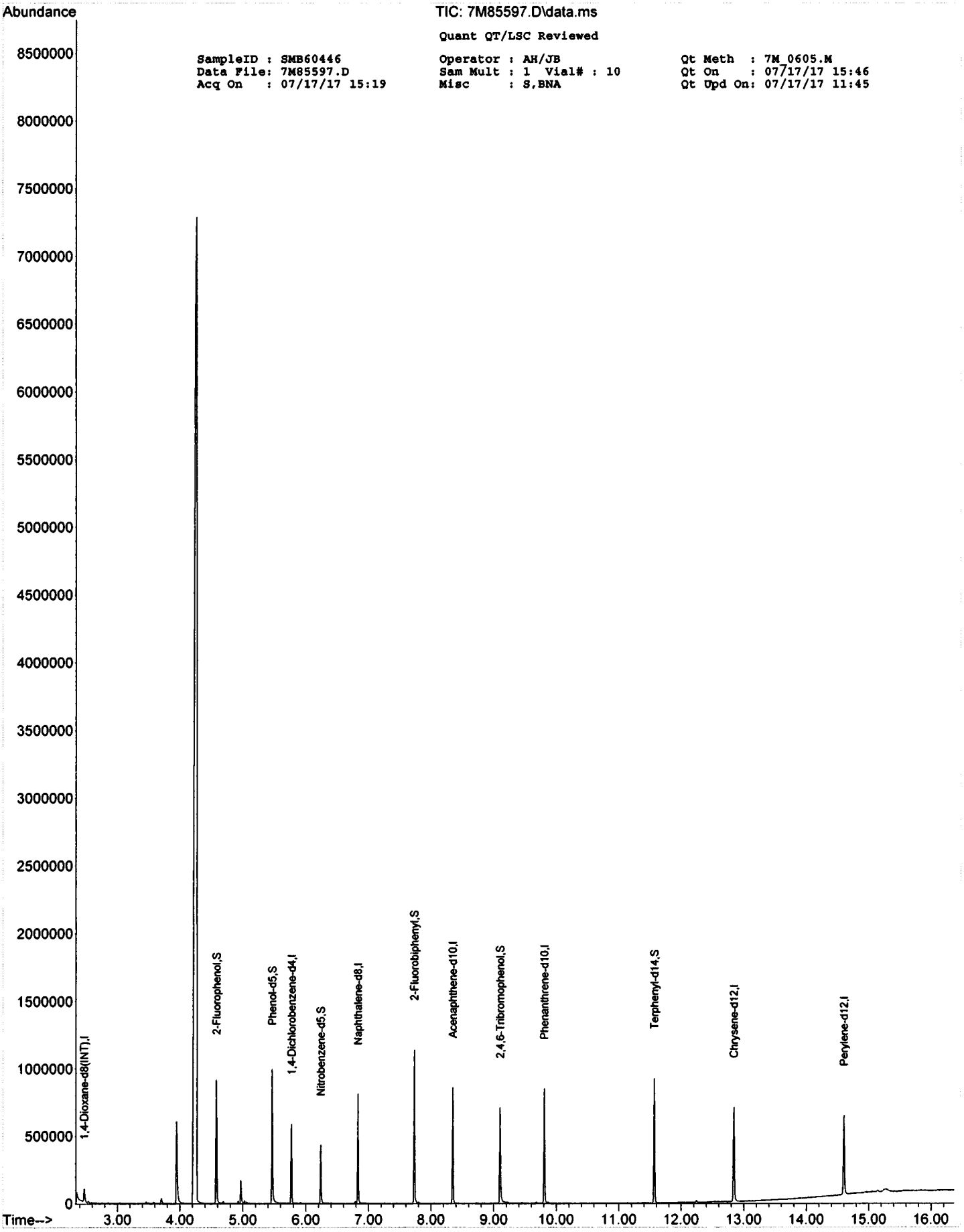
Abundance
TIC: 7M85597.D\data.ms
Quant QT/LSC Reviewed
SampleID : SMB60446
Data File: 7M85597.D
Acq On : 07/17/17 15:19
Operator : AH/JB
Sam Mult : 1 Vial# : 10
Misc : S,BNA
Qt Meth : 7M_0605.M
Qt On : 07/17/17 15:46
Qt Upd On: 07/17/17 11:45
8500000
8000000
7500000
7000000
6500000
6000000
5500000
5000000
4500000
4000000
3500000
3000000
2500000
2000000
1500000
1000000
500000
0
1,4-Dioxane-d8(INT),I
2-Fluorophenol,S
Phenol-d5,S
1,4-Dichlorobenzene-d4,I
Nitrobenzene-d5,S
Naphthalene-d8,I
2-Fluorobiphenyl,S
Acenaphthene-d10,I
2,4,6-Tribromophenol,S
Phenanthrene-d10,I
Terphenyl-d14,S
Chrysene-d12,I
Perylene-d12,I
Time-->
3.00
4.00
5.00
6.00
7.00
8.00
9.00
10.00
11.00
12.00
13.00
14.00
15.00
16.00

FORM2

Surrogate Recovery

Method: EPA 8270D

Dfile	Sample#	Matrix	Date/Time	Surr Dil	Dilute Out Flag	Column1 S1 Recov	Column1 S2 Recov	Column1 S3 Recov	Column1 S4 Recov	Column1 S5 Recov	Column1 S6 Recov
7M85597.D	SMB60446	S	07/17/17 15:19	1		NA	NA	103	106	NA	122
7M85612.D	AC98737-004	S	07/18/17 10:23	~~0.5~~ 1	JRy 7/19/17	NA	NA	66	66	NA	80
10M64038.D	SMB60446(MS)	S	07/17/17 16:06	1		NA	NA	85	97	NA	128
7M85600.D	AC98931-001	S	07/17/17 16:44	1		NA	NA	76	83	NA	104
7M85601.D	AC98931-001(MS)	S	07/17/17 17:08	1		NA	NA	79	86	NA	115
7M85602.D	AC98931-001(MSD)	S	07/17/17 17:31	1		NA	NA	88	94	NA	113

Flags: SD=Surrogate diluted out
*=Surrogate out

Method: EPA 8270D

Soil Laboratory Limits

Compound	Spike Amt	Limits
S1=2-Fluorophenol	100	43-128
S2=Phenol-d5	100	49-129
S3=Nitrobenzene-d5	50	52-129
S4=2-Fluorobiphenyl	50	58-125
S5=2,4,6-Tribromophenol	100	54-145
S6=Terphenyl-d14	50	58-148

Form3
Recovery Data Laboratory Limits
QC Batch: SMB60446

	Data File	Sample ID:	Analysis Date
Spike or Dup:	10M64038.D	SMB60446(MS)	7/17/2017 4:06:00 PM
Non Spike(If applicable):			
Inst Blank(If applicable):			

Method: 8270D Matrix: Soil QC Type: MBS

Analyte:	Col	Spike Conc	Sample Conc	Expected Conc	Recovery	Lower Limit	Upper Limit
Pyridine	1	22.3665	0	50	45	1	150
N-Nitrosodimethylamine	1	35.8005	0	50	72	50	130
Benzaldehyde	1	46.9883	0	50	94	20	150
Aniline	1	30.0655	0	50	60	20	150
Pentachloroethane	1	24.7563	0	50	50	50	130
bis(2-Chloroethyl)ether	1	35.2313	0	50	70	50	130
N-Decane	1	22.0734	0	50	44	20	130
1,3-Dichlorobenzene	1	33.1866	0	50	66	60	130
1,4-Dichlorobenzene	1	35.2533	0	50	71	60	130
1,2-Dichlorobenzene	1	36.0367	0	50	72	50	130
Benzyl alcohol	1	38.1897	0	50	76	20	130
bis(2-chloroisopropyl)ether	1	34.3459	0	50	69	40	130
Acetophenone	1	35.8722	0	50	72	50	130
Hexachloroethane	1	35.5971	0	50	71	50	130
N-Nitroso-di-n-propylamine	1	38.4477	0	50	77	40	130
Nitrobenzene	1	40.7783	0	50	82	70	130
Isophorone	1	40.2096	0	50	80	60	130
Benzoic Acid	1	44.9528	0	100	45	20	130
bis(2-Chloroethoxy)methane	1	40.6049	0	50	81	60	130
1,2,4-Trichlorobenzene	1	37.7254	0	50	75	50	130
Naphthalene	1	36.6266	0	50	73	50	130
4-Chloroaniline	1	14.3796	0	50	29	10	150
Hexachlorobutadiene	1	37.7347	0	50	75	60	130
Caprolactam	1	33.8464	0	50	68	50	130
2-Methylnaphthalene	1	41.0113	0	50	82	70	130
1-Methylnaphthalene	1	36.0347	0	50	72	70	130
1,1'-Biphenyl	1	35.0532	0	50	70	60	130
1,2,4,5-Tetrachlorobenzene	1	37.3452	0	50	75	70	130
Hexachlorocyclopentadiene	1	37.5711	0	50	75	20	160
2-Chloronaphthalene	1	42.8182	0	50	86	70	130
1,4-Dimethylnaphthalene	1	34.9277	0	50	70	70	130
Diphenyl Ether	1	39.1982	0	50	78	70	130
2-Nitroaniline	1	46.3422	0	50	93	50	130
Coumarin	1	30.8799	0	50	62*	70	130
Acenaphthylene	1	43.4803	0	50	87	70	130
Dimethylphthalate	1	42.0785	0	50	84	70	130
2,6-Dinitrotoluene	1	39.5104	0	50	79	70	130
Acenaphthene	1	44.0042	0	50	88	50	130
3-Nitroaniline	1	26.4305	0	50	53	10	130
Dibenzofuran	1	42.3792	0	50	85	70	130
2,4-Dinitrotoluene	1	43.0792	0	50	86	40	130
Fluorene	1	43.9026	0	50	88	50	130
4-Chlorophenyl-phenylether	1	42.2294	0	50	84	70	130
Diethylphthalate	1	43.3703	0	50	87	70	130
4-Nitroaniline	1	36.9989	0	50	74	50	130
Atrazine	1	41.2227	0	50	82	50	130
n-Nitrosodiphenylamine	1	38.2262	0	50	76	50	130
1,2-Diphenylhydrazine	1	46.0416	0	50	92	70	130
4-Bromophenyl-phenylether	1	45.2126	0	50	90	70	130
Hexachlorobenzene	1	43.2403	0	50	86	70	130
N-Octadecane	1	48.7567	0	50	98	70	130
Phenanthrene	1	43.9693	0	50	88	70	130
Anthracene	1	42.8637	0	50	86	70	130
Carbazole	1	39.2934	0	50	79	70	130
Di-n-butylphthalate	1	43.6291	0	50	87	70	130
Fluoranthene	1	41.9269	0	50	84	70	130
Pyrene	1	50.9513	0	50	102	50	130
Benzidine	1	4.634	0	50	9.3	1	130
Butylbenzylphthalate	1	45.1467	0	50	90	50	130
3,3'-Dichlorobenzidine	1	22.6994	0	50	45	10	130
Benzo[a]anthracene	1	44.8541	0	50	90	70	130

* - Indicates outside of limits # - Indicates outside of standard limits but within method exceedance limits

Form3
Recovery Data Laboratory Limits
QC Batch: SMB60446

Chrysene	1	45.6844	0	50	91	60	130
bis(2-Ethylhexyl)phthalate	1	45.5041	0	50	91	70	130
Di-n-octylphthalate	1	49.0007	0	50	98	70	130
Benzo[b]fluoranthene	1	50.6377	0	50	101	70	130
Benzo[k]fluoranthene	1	44.0585	0	50	88	70	130
Benzo[a]pyrene	1	41.9154	0	50	84	70	130
Indeno[1,2,3-cd]pyrene	1	45.4186	0	50	91	70	130
Dibenzo[a,h]anthracene	1	43.7749	0	50	88	60	130
Benzo[g,h,i]perylene	1	44.7329	0	50	89	70	130

* - Indicates outside of limits # - Indicates outside of standard limits but within method exceedance limits

Form3
Recovery Data Laboratory Limits
QC Batch: SMB60446

	Data File	Sample ID:	Analysis Date
Spike or Dup:	7M85601.D	AC98931-001(MS)	7/17/2017 5:08:00 PM
Non Spike(If applicable):	7M85600.D	AC98931-001	7/17/2017 4:44:00 PM
Inst Blank(If applicable):			

Method: 8270D Matrix: Soil QC Type: MS

Analyte:	Col	Spike Conc	Sample Conc	Expected Conc	Recovery	Lower Limit	Upper Limit
Pyridine	1	23.7145	0	50	47	1	150
N-Nitrosodimethylamine	1	38.9325	0	50	78	50	130
Benzaldehyde	1	64.1145	0	50	128	20	150
Aniline	1	50.7189	0	50	101	20	150
Pentachloroethane	1	27.1179	0	50	54	50	130
bis(2-Chloroethyl)ether	1	40.2891	0	50	81	50	130
N-Decane	1	0	0	50	0*	20	130
1,3-Dichlorobenzene	1	35.403	0	50	71	60	130
1,4-Dichlorobenzene	1	31.9345	0	50	64	60	130
1,2-Dichlorobenzene	1	33.1481	0	50	66	50	130
Benzyl alcohol	1	39.7732	0	50	80	20	130
bis(2-chloroisopropyl)ether	1	38.0354	0	50	76	40	130
Acetophenone	1	40.9947	0	50	82	50	130
Hexachloroethane	1	30.3949	0	50	61	50	130
N-Nitroso-di-n-propylamine	1	40.986	0	50	82	40	130
Nitrobenzene	1	41.4885	0	50	83	70	130
Isophorone	1	41.0954	0	50	82	60	130
Benzoic Acid	1	0	0	100	0*	20	130
bis(2-Chloroethoxy)methane	1	39.9372	0	50	80	60	130
1,2,4-Trichlorobenzene	1	34.8032	0	50	70	50	130
Naphthalene	1	36.6679	0	50	73	50	130
4-Chloroaniline	1	55.5421	0	50	111	10	150
Hexachlorobutadiene	1	32.1079	0	50	64	60	130
Caprolactam	1	37.9523	0	50	76	50	130
2-Methylnaphthalene	1	39.5312	0	50	79	70	130
1-Methylnaphthalene	1	36.6955	0	50	73	70	130
1,1'-Biphenyl	1	36.3262	0	50	73	60	130
1,2,4,5-Tetrachlorobenzene	1	34.7628	0	50	70	70	130
Hexachlorocyclopentadiene	1	0	0	50	0*	20	160
2-Chloronaphthalene	1	39.8075	0	50	80	70	130
1,4-Dimethylnaphthalene	1	34.0791	0	50	68*	70	130
Diphenyl Ether	1	37.2027	0	50	74	70	130
2-Nitroaniline	1	53.2312	0	50	106	50	130
Coumarin	1	32.954	0	50	66*	70	130
Acenaphthylene	1	41.6008	0	50	83	70	130
Dimethylphthalate	1	42.2995	0	50	85	70	130
2,6-Dinitrotoluene	1	40.0515	0	50	80	70	130
Acenaphthene	1	43.3498	0	50	87	50	130
3-Nitroaniline	1	44.9476	0	50	90	10	130
Dibenzofuran	1	42.3077	0	50	85	70	130
2,4-Dinitrotoluene	1	38.8887	0	50	78	40	130
Fluorene	1	44.5372	0	50	89	50	130
4-Chlorophenyl-phenylether	1	41.7963	0	50	84	70	130
Diethylphthalate	1	45.2075	0	50	90	70	130
4-Nitroaniline	1	48.9763	0	50	98	50	130
Atrazine	1	44.8881	0	50	90	50	130
n-Nitrosodiphenylamine	1	35.4088	0	50	71	50	130
1,2-Diphenylhydrazine	1	46.1648	0	50	92	70	130
4-Bromophenyl-phenylether	1	40.2419	0	50	80	70	130
Hexachlorobenzene	1	40.139	0	50	80	70	130
N-Octadecane	1	44.9865	0	50	90	70	130
Phenanthrene	1	42.8628	0	50	86	70	130
Anthracene	1	41.5941	0	50	83	70	130
Carbazole	1	40.2805	0	50	81	70	130
Di-n-butylphthalate	1	44.1484	0	50	88	70	130
Fluoranthene	1	42.648	0	50	85	70	130
Pyrene	1	46.4176	0	50	93	50	130
Benzidine	1	19.942	0	50	40	1	130
Butylbenzylphthalate	1	51.9299	0	50	104	50	130
3,3'-Dichlorobenzidine	1	53.2735	0	50	107	10	130
Benzo[a]anthracene	1	44.9917	0	50	90	70	130

* - Indicates outside of limits # - Indicates outside of standard limits but within method exceedance limits

Form3
Recovery Data Laboratory Limits
QC Batch: SMB60446

Chrysene	1	45.9563	0	50	92	60	130
bis(2-Ethylhexyl)phthalate	1	53.3151	0	50	107	70	130
Di-n-octylphthalate	1	50.5593	0	50	101	70	130
Benzo[b]fluoranthene	1	47.6371	0	50	95	70	130
Benzo[k]fluoranthene	1	43.1352	0	50	86	70	130
Benzo[a]pyrene	1	40.7605	0	50	82	70	130
Indeno[1,2,3-cd]pyrene	1	48.4504	0	50	97	70	130
Dibenzo[a,h]anthracene	1	47.2933	0	50	95	60	130
Benzo[g,h,i]perylene	1	43.5438	0	50	87	70	130

* - Indicates outside of limits # - Indicates outside of standard limits but within method exceedance limits

Form3
Recovery Data Laboratory Limits
QC Batch: SMB60446

	Data File	Sample ID:	Analysis Date
Spike or Dup:	7M85602.D	AC98931-001(MSD)	7/17/2017 5:31:00 PM
Non Spike(If applicable):	7M85600.D	AC98931-001	7/17/2017 4:44:00 PM
Inst Blank(If applicable):			

Method: 8270D Matrix: Soil QC Type: MSD

Analyte:	Col	Spike Conc	Sample Conc	Expected Conc	Recovery	Lower Limit	Upper Limit
Pyridine	1	27.1644	0	50	54	1	150
N-Nitrosodimethylamine	1	40.2123	0	50	80	50	130
Benzaldehyde	1	62.6695	0	50	125	20	150
Aniline	1	50.3083	0	50	101	20	150
Pentachloroethane	1	29.8237	0	50	60	50	130
bis(2-Chloroethyl)ether	1	41.1747	0	50	82	50	130
N-Decane	1	0	0	50	0*	20	130
1,3-Dichlorobenzene	1	38.6799	0	50	77	60	130
1,4-Dichlorobenzene	1	35.7054	0	50	71	60	130
1,2-Dichlorobenzene	1	36.8328	0	50	74	50	130
Benzyl alcohol	1	40.4394	0	50	81	20	130
bis(2-chloroisopropyl)ether	1	41.1062	0	50	82	40	130
Acetophenone	1	41.8519	0	50	84	50	130
Hexachloroethane	1	35.7199	0	50	71	50	130
N-Nitroso-di-n-propylamine	1	43.1933	0	50	86	40	130
Nitrobenzene	1	43.7605	0	50	88	70	130
Isophorone	1	42.19	0	50	84	60	130
Benzoic Acid	1	27.8877	0	100	28	20	130
bis(2-Chloroethoxy)methane	1	41.0437	0	50	82	60	130
1,2,4-Trichlorobenzene	1	38.4101	0	50	77	50	130
Naphthalene	1	39.1824	0	50	78	50	130
4-Chloroaniline	1	57.2874	0	50	115	10	150
Hexachlorobutadiene	1	37.0598	0	50	74	60	130
Caprolactam	1	39.7156	0	50	79	50	130
2-Methylnaphthalene	1	41.7165	0	50	83	70	130
1-Methylnaphthalene	1	37.9413	0	50	76	70	130
1,1'-Biphenyl	1	37.2793	0	50	75	60	130
1,2,4,5-Tetrachlorobenzene	1	37.5601	0	50	75	70	130
Hexachlorocyclopentadiene	1	0	0	50	0*	20	160
2-Chloronaphthalene	1	42.473	0	50	85	70	130
1,4-Dimethylnaphthalene	1	35.7572	0	50	72	70	130
Diphenyl Ether	1	38.7163	0	50	77	70	130
2-Nitroaniline	1	55.5878	0	50	111	50	130
Coumarin	1	32.6378	0	50	65*	70	130
Acenaphthylene	1	44.2055	0	50	88	70	130
Dimethylphthalate	1	43.9261	0	50	88	70	130
2,6-Dinitrotoluene	1	42.1292	0	50	84	70	130
Acenaphthene	1	45.5382	0	50	91	50	130
3-Nitroaniline	1	45.5568	0	50	91	70	130
Dibenzofuran	1	44.2327	0	50	88	70	130
2,4-Dinitrotoluene	1	41.094	0	50	82	40	130
Fluorene	1	45.6507	0	50	91	50	130
4-Chlorophenyl-phenylether	1	42.5644	0	50	85	70	130
Diethylphthalate	1	46.3669	0	50	93	70	130
4-Nitroaniline	1	49.9294	0	50	100	50	130
Atrazine	1	45.3886	0	50	91	50	130
n-Nitrosodiphenylamine	1	36.2182	0	50	72	50	130
1,2-Diphenylhydrazine	1	48.5571	0	50	97	70	130
4-Bromophenyl-phenylether	1	42.506	0	50	85	70	130
Hexachlorobenzene	1	41.8063	0	50	84	70	130
N-Octadecane	1	46.4182	0	50	93	70	130
Phenanthrene	1	43.6215	0	50	87	70	130
Anthracene	1	42.7691	0	50	86	70	130
Carbazole	1	39.5614	0	50	79	70	130
Di-n-butylphthalate	1	44.6906	0	50	89	70	130
Fluoranthene	1	42.7137	0	50	85	70	130
Pyrene	1	46.7755	0	50	94	50	130
Benzidine	1	20.2614	0	50	41	1	130
Butylbenzylphthalate	1	52.7866	0	50	106	50	130
3,3'-Dichlorobenzidine	1	52.5739	0	50	105	10	130
Benzo[a]anthracene	1	44.7168	0	50	89	70	130

* - Indicates outside of limits # - Indicates outside of standard limits but within method exceedance limits

Form3
Recovery Data Laboratory Limits
QC Batch: SMB60446

Chrysene	1	45.6763	0	50	91	60	130
bis(2-Ethylhexyl)phthalate	1	53.0155	0	50	106	70	130
Di-n-octylphthalate	1	51.2751	0	50	103	70	130
Benzo[b]fluoranthene	1	44.2522	0	50	89	70	130
Benzo[k]fluoranthene	1	43.1108	0	50	86	70	130
Benzo[a]pyrene	1	41.9916	0	50	84	70	130
Indeno[1,2,3-cd]pyrene	1	48.5586	0	50	97	70	130
Dibenzo[a,h]anthracene	1	47.6251	0	50	95	60	130
Benzo[g,h,i]perylene	1	43.2961	0	50	87	70	130

* - Indicates outside of limits # - Indicates outside of standard limits but within method exceedance limits

Form3
RPD Data Laboratory Limits
QC Batch: SMB60446

	Data File	Sample ID:	Analysis Date
Spike or Dup:	7M85602.D	AC98931-001(MSD)	7/17/2017 5:31:00 PM
Duplicate(If applicable):	7M85601.D	AC98931-001(MS)	7/17/2017 5:08:00 PM
Inst Blank(If applicable):			

Method: 8270D Matrix: Soil QC Type: MSD

Analyte:	Column	Dup/MSD/MBSD Conc	Sample/MS/MBS Conc	RPD	Limit
Pyridine	1	27.1644	23.7145	14	30
N-Nitrosodimethylamine	1	40.2123	38.9325	3.2	30
Benzaldehyde	1	62.6695	64.1145	2.3	30
Aniline	1	50.3083	50.7189	0.81	30
Pentachloroethane	1	29.8237	27.1179	9.5	30
bis(2-Chloroethyl)ether	1	41.1747	40.2891	2.2	30
N-Decane	1	0	0	NA	30
1,3-Dichlorobenzene	1	38.6799	35.403	8.8	30
1,4-Dichlorobenzene	1	35.7054	31.9345	11	40
1,2-Dichlorobenzene	1	36.8328	33.1481	11	30
Benzyl alcohol	1	40.4394	39.7732	1.7	30
bis(2-chloroisopropyl)ether	1	41.1062	38.0354	7.8	30
Acetophenone	1	41.8519	40.9947	2.1	30
Hexachloroethane	1	35.7199	30.3949	16	30
N-Nitroso-di-n-propylamine	1	43.1933	40.986	5.2	40
Nitrobenzene	1	43.7605	41.4885	5.3	30
Isophorone	1	42.19	41.0954	2.6	30
Benzoic Acid	1	27.8877	0	200*	30
bis(2-Chloroethoxy)methane	1	41.0437	39.9372	2.7	30
1,2,4-Trichlorobenzene	1	38.4101	34.8032	9.9	40
Naphthalene	1	39.1824	36.6679	6.6	40
4-Chloroaniline	1	57.2874	55.5421	3.1	30
Hexachlorobutadiene	1	37.0598	32.1079	14	30
Caprolactam	1	39.7156	37.9523	4.5	30
2-Methylnaphthalene	1	41.7165	39.5312	5.4	30
1-Methylnaphthalene	1	37.9413	36.6955	3.3	30
1,1'-Biphenyl	1	37.2793	36.3262	2.6	30
1,2,4,5-Tetrachlorobenzene	1	37.5601	34.7628	7.7	30
Hexachlorocyclopentadiene	1	0	0	NA	30
2-Chloronaphthalene	1	42.473	39.8075	6.5	30
1,4-Dimethylnaphthalene	1	35.7572	34.0791	4.8	30
Diphenyl Ether	1	38.7163	37.2027	4	30
2-Nitroaniline	1	55.5878	53.2312	4.3	30
Coumarin	1	32.6378	32.954	0.96	30
Acenaphthylene	1	44.2055	41.6008	6.1	30
Dimethylphthalate	1	43.9261	42.2995	3.8	30
2,6-Dinitrotoluene	1	42.1292	40.0515	5.1	30
Acenaphthene	1	45.5382	43.3498	4.9	40
3-Nitroaniline	1	45.5568	44.9476	1.3	30
Dibenzofuran	1	44.2327	42.3077	4.4	30
2,4-Dinitrotoluene	1	41.094	38.8887	5.5	40
Fluorene	1	45.6507	44.5372	2.5	40
4-Chlorophenyl-phenylether	1	42.5644	41.7963	1.8	30
Diethylphthalate	1	46.3669	45.2075	2.5	30
4-Nitroaniline	1	49.9294	48.9763	1.9	30
Atrazine	1	45.3886	44.8881	1.1	30
n-Nitrosodiphenylamine	1	36.2182	35.4088	2.3	30
1,2-Diphenylhydrazine	1	48.5571	46.1648	5.1	30
4-Bromophenyl-phenylether	1	42.506	40.2419	5.5	30
Hexachlorobenzene	1	41.8063	40.139	4.1	30
N-Octadecane	1	46.4182	44.9865	3.1	30
Phenanthrene	1	43.6215	42.8628	1.8	30
Anthracene	1	42.7691	41.5941	2.8	30
Carbazole	1	39.5614	40.2805	1.8	30
Di-n-butylphthalate	1	44.6906	44.1484	1.2	30
Fluoranthene	1	42.7137	42.648	0.15	30
Pyrene	1	46.7755	46.4176	0.77	40
Benzidine	1	20.2614	19.942	1.6	30
Butylbenzylphthalate	1	52.7866	51.9299	1.6	40
3,3'-Dichlorobenzidine	1	52.5739	53.2735	1.3	30
Benzo[a]anthracene	1	44.7168	44.9917	0.61	30
Chrysene	1	45.6763	45.9563	0.61	30
bis(2-Ethylhexyl)phthalate	1	53.0155	53.3151	0.56	30

Form3
RPD Data Laboratory Limits
QC Batch: SMB60446

Di-n-octylphthalate	1	51.2751	50.5593	1.4	30
Benzo[b]fluoranthene	1	44.2522	47.6371	7.4	30
Benzo[k]fluoranthene	1	43.1108	43.1352	0.06	30
Benzo[a]pyrene	1	41.9916	40.7605	3	30
Indeno[1,2,3-cd]pyrene	1	48.5586	48.4504	0.22	30
Dibenzo[a,h]anthracene	1	47.6251	47.2933	0.7	30
Benzo[g,h,i]perylene	1	43.2961	43.5438	0.57	30

* - Indicates outside of limits NA - Both concentrations=0... no result can be calculated

FORM 4
Blank Summary

Blank Number: SMB60446
Blank Data File: 7M85597.D
Matrix: Soil

Blank Analysis Date: 07/17/17 15:19
Blank Extraction Date: 07/17/17
(If Applicable)
Method: EPA 8270D

Sample Number	Data File	Analysis Date
AC98737-004	7M85612.D	07/18/17 10:23
AC98931-001(MSD	7M85602.D	07/17/17 17:31
AC98931-001(MS)	7M85601.D	07/17/17 17:08
AC98931-001	7M85600.D	07/17/17 16:44
SMB60446(MS)	10M64038.D	07/17/17 16:06

Form 5

Tune Name: CAL DFTPP
Instrument: GCMS 7

Data File: 7M84391.D
Analysis Date: 06/05/17 09:53
Method: EPA 8270D

Tune Scan/Time Range: Scan 1434

Tgt Mass	Rel Mass	Lo Lim	Hi Lim	Rel Abund	Raw Abund	Pass/ Fail
51	198	30	60	40.6	27264	PASS
68	69	0.00	2	0.0	0	PASS
69	198	0.00	100	46.5	31192	PASS
70	69	0.00	2	1.0	321	PASS
127	198	40	60	53.9	36176	PASS
197	198	0.00	1	0.0	0	PASS
198	198	100	100	100.0	67136	PASS
199	198	5	9	6.8	4539	PASS
275	198	10	30	20.6	13799	PASS
365	198	1	100	2.0	1311	PASS
441	443	0.01	100	62.8	3913	PASS
442	198	40	100	43.1	28912	PASS
443	442	17	23	21.5	6228	PASS

Data File	Sample Number	Analysis Date:
7M84392.D	CAL BNA@50PPM	06/05/17 10:17
7M84393.D	CAL BNA@50PPM	06/05/17 10:41
7M84394.D	CAL BNA@10PPM	06/05/17 11:05
7M84395.D	CAL BNA@196PP	06/05/17 11:31
7M84396.D	CAL BNA@160PP	06/05/17 11:54
7M84397.D	CAL BNA@120PP	06/05/17 12:18
7M84398.D	CAL BNA@80PPM	06/05/17 12:42
7M84399.D	CAL BNA@20PPM	06/05/17 13:05
7M84400.D	CAL BNA@2PPM	06/05/17 13:29
7M84401.D	CAL BNA@.5PPM	06/05/17 13:53
7M84402.D	ICV BNA@50PPM	06/05/17 14:16

Data Path : G:\GcMsData\2017\GCMS_7\Data\06-05-17\
Data File : 7M84391.D
Acq On : 5 Jun 2017 9:53
Operator : AH/JB
Sample : CAL DFTPP
Misc : A,BNA
ALS Vial : 1 Sample Multiplier: 1

Integration File: LSCINT.P

Method : G:\GCMSDATA\2017\GCMS_7\METHODQT\7M_0428.M
Title : @GCMS_7,mg,625,8270
Last Update : Fri Apr 28 17:22:01 2017

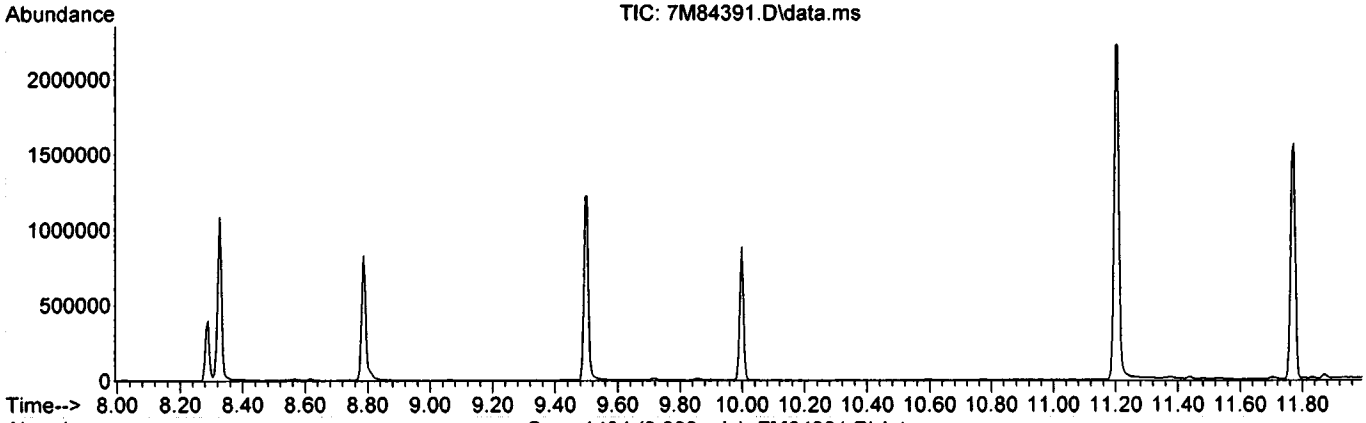

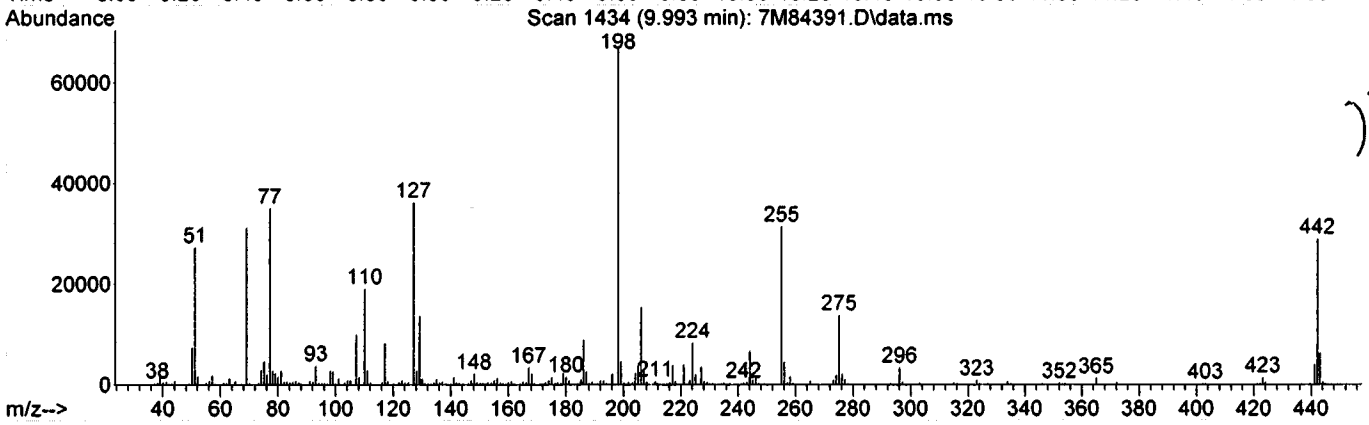

Spectrum Information: Scan 1434

Target Mass	Rel. to Mass	Lower Limit%	Upper Limit%	Rel. Abn%	Raw Abn	Result Pass/Fail
51	198	30	60	40.6	27264	PASS
68	69	0.00	2	0.0	0	PASS
69	198	0.00	100	46.5	31192	PASS
70	69	0.00	2	1.0	321	PASS
127	198	40	60	53.9	36176	PASS
197	198	0.00	1	0.0	0	PASS
198	198	100	100	100.0	67136	PASS
199	198	5	9	6.8	4539	PASS
275	198	10	30	20.6	13799	PASS
365	198	1	100	2.0	1311	PASS
441	443	0.01	100	62.8	3913	PASS
442	198	40	100	43.1	28912	PASS
443	442	17	23	21.5	6228	PASS

Form 5

Tune Name: CAL DFTPP
Instrument: GCMS 10

Data File: 10M63912.D
Analysis Date: 07/07/17 08:27
Method: EPA 8270D

Tune Scan/Time Range: Scan 1453

Tgt Mass	Rel Mass	Lo Lim	Hi Lim	Rel Abund	Raw Abund	Pass/ Fail
51	198	30	60	34.6	57160	PASS
68	69	0.00	2	1.4	892	PASS
69	198	0.00	100	37.5	62000	PASS
70	69	0.00	2	0.5	325	PASS
127	198	40	60	47.9	79288	PASS
197	198	0.00	1	0.0	0	PASS
198	198	100	100	100.0	165440	PASS
199	198	5	9	7.3	12034	PASS
275	198	10	30	21.4	35480	PASS
365	198	1	100	1.9	3082	PASS
441	443	0.01	100	70.8	10453	PASS
442	198	40	100	43.1	71352	PASS
443	442	17	23	20.7	14762	PASS

Data File	Sample Number	Analysis Date:
10M63913.D	CAL BNA@50PPM	07/07/17 08:56
10M63914.D	CAL BNA@50PPM	07/07/17 09:43
10M63915.D	CAL BNA@10PPM	07/07/17 10:05
10M63916.D	CAL BNA@196PP	07/07/17 10:28
10M63917.D	CAL BNA@160PP	07/07/17 10:51
10M63918.D	CAL BNA@120PP	07/07/17 11:13
10M63919.D	CAL BNA@80PPM	07/07/17 11:35
10M63920.D	CAL BNA@20PPM	07/07/17 11:57
10M63921.D	CAL BNA@2PPM	07/07/17 12:20
10M63922.D	CAL BNA@.5PPM	07/07/17 12:42
10M63923.D	CAL BNA@50PPM	07/07/17 13:04
10M63924.D	ICV BNA@50PPM	07/07/17 13:27
10M63925.D	SMB60368(MS)	07/07/17 14:41
10M63926.D	SMB60368	07/07/17 15:03
10M63927.D	OMB60369	07/07/17 15:25
10M63928.D	OMB60369(MS)	07/07/17 15:48
10M63929.D	WMB60370(MS)	07/07/17 16:10
10M63930.D	WMB60370	07/07/17 16:33

Data Path : G:\GcMsData\2017\GCMS_10\Data\07-07-17\
Data File : 10M63912.D
Acq On : 7 Jul 2017 8:27
Operator : AH/JB
Sample : CAL DFTPP
Misc : A,BNA
ALS Vial : 1 Sample Multiplier: 1

Integration File: LSCINT.P

Method : G:\GCMSDATA\2017\GCMS_10\METHODQT\10M_0705.M
Title : @GCMS_10,mg,625,8270
Last Update : Wed Jul 05 17:12:11 2017

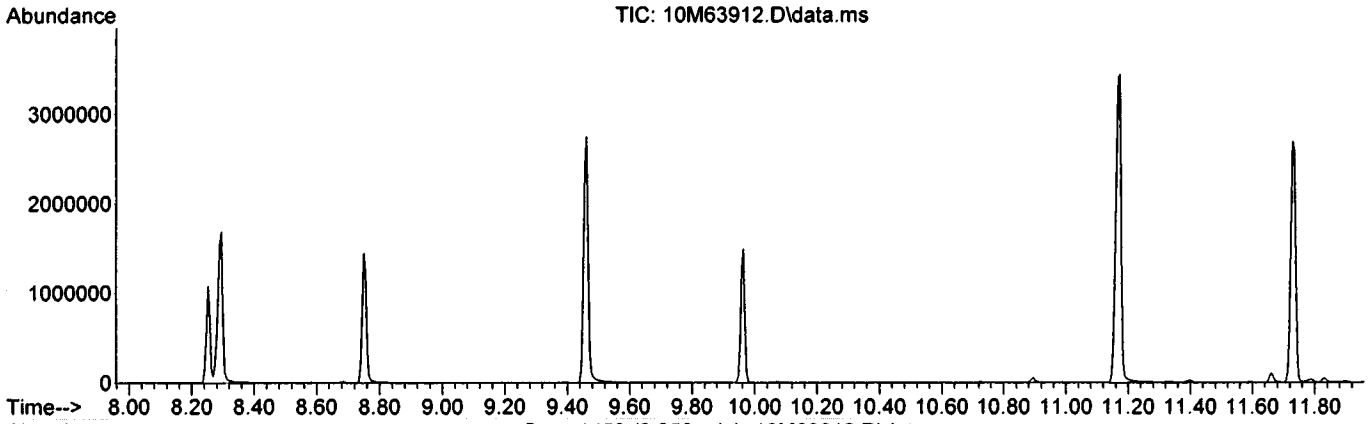

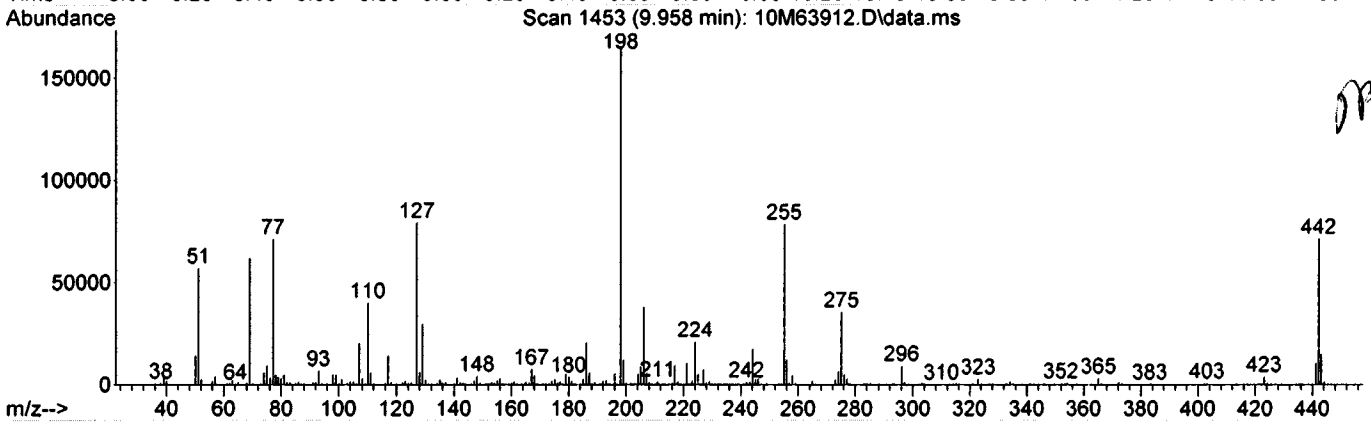

Spectrum Information: Scan 1453

Target Mass	Rel. to Mass	Lower Limit%	Upper Limit%	Rel. Abn%	Raw Abn	Result Pass/Fail
51	198	30	60	34.6	57160	PASS
68	69	0.00	2	1.4	892	PASS
69	198	0.00	100	37.5	62000	PASS
70	69	0.00	2	0.5	325	PASS
127	198	40	60	47.9	79288	PASS
197	198	0.00	1	0.0	0	PASS
198	198	100	100	100.0	165440	PASS
199	198	5	9	7.3	12034	PASS
275	198	10	30	21.4	35480	PASS
365	198	1	100	1.9	3082	PASS
441	443	0.01	100	70.8	10453	PASS
442	198	40	100	43.1	71352	PASS
443	442	17	23	20.7	14762	PASS

Form 5

Tune Name: CAL DFTPP
Instrument: GCMS 10

Data File: 10M64019.D
Analysis Date: 07/17/17 08:19
Method: EPA 8270D

Tune Scan/Time Range: Average of 9.932 to 9.937 min

Tgt Mass	Rel Mass	Lo Lim	Hi Lim	Rel Abund	Raw Abund	Pass/ Fail
51	198	30	60	36.2	34584	PASS
68	69	0.00	2	1.6	596	PASS
69	198	0.00	100	38.6	36844	PASS
70	69	0.00	2	0.5	191	PASS
127	198	40	60	48.0	45792	PASS
197	198	0.00	1	0.5	488	PASS
198	198	100	100	100.0	95492	PASS
199	198	5	9	6.9	6588	PASS
275	198	10	30	22.7	21716	PASS
365	198	1	100	2.2	2138	PASS
441	443	0.01	100	67.6	7175	PASS
442	198	40	100	54.1	51652	PASS
443	442	17	23	20.5	10608	PASS

Data File	Sample Number	Analysis Date:
10M64020.D	CAL BNA@50PPM	07/17/17 08:49
10M64021.D	SOIL MDL-1	07/17/17 09:15
10M64022.D	SOIL MDL-2	07/17/17 09:37
10M64023.D	SOIL MDL-3	07/17/17 09:59
10M64024.D	SOIL MDL-4	07/17/17 10:22
10M64025.D	SOIL MDL-5	07/17/17 10:44
10M64026.D	SOIL MDL-6	07/17/17 11:06
10M64027.D	SOIL MDL-7	07/17/17 11:29
10M64028.D	SOIL MDL-8	07/17/17 11:51
10M64029.D	SOIL MDL-9	07/17/17 12:14
10M64030.D	SOIL MDL-VERI	07/17/17 12:40
10M64031.D	SOIL MDL-1	07/17/17 13:03
10M64032.D	SOIL MDL-2	07/17/17 13:25
10M64033.D	SOIL MDL-3	07/17/17 13:48
10M64034.D	SOIL MDL-4	07/17/17 14:11
10M64035.D	WMB60438	07/17/17 14:59
10M64036.D	WMB60439	07/17/17 15:21
10M64037.D	WMB60440	07/17/17 15:44
10M64038.D	SMB60446(MS)	07/17/17 16:06
10M64039.D	SMB60446	07/17/17 16:29
10M64040.D	AC98973-001	07/17/17 16:52
10M64041.D	AC98973-003	07/17/17 17:14
10M64042.D	AC98959-001	07/17/17 17:37
10M64043.D	AC98959-002	07/17/17 17:59
10M64044.D	AC98988-001	07/17/17 18:22
10M64045.D	AC98988-002	07/17/17 18:45
10M64046.D	AC98988-003	07/17/17 19:07

Data Path : G:\GcMsData\2017\GCMS_10\Data\07-17-17\
Data File : 10M64019.D
Acq On : 17 Jul 2017 8:19
Operator : AH/JB
Sample : CAL DFTPP
Misc : A,BNA
ALS Vial : 1 Sample Multiplier: 1

Integration File: LSCINT.P

Method : G:\GCMSDATA\2017\GCMS_10\METHODQT\10M_0707.M
Title : @GCMS_10,mg,625,8270
Last Update : Fri Jul 07 13:39:24 2017

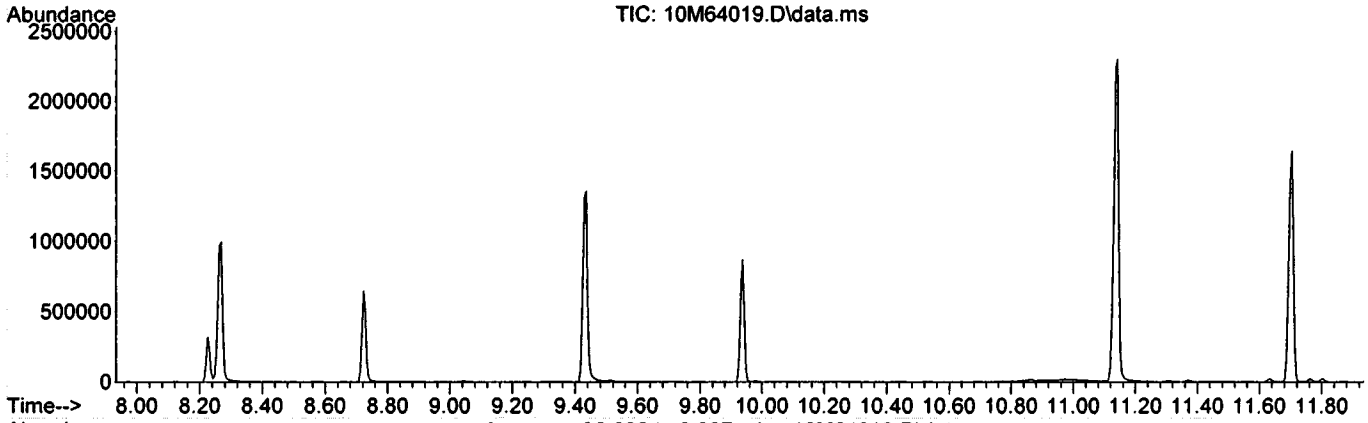

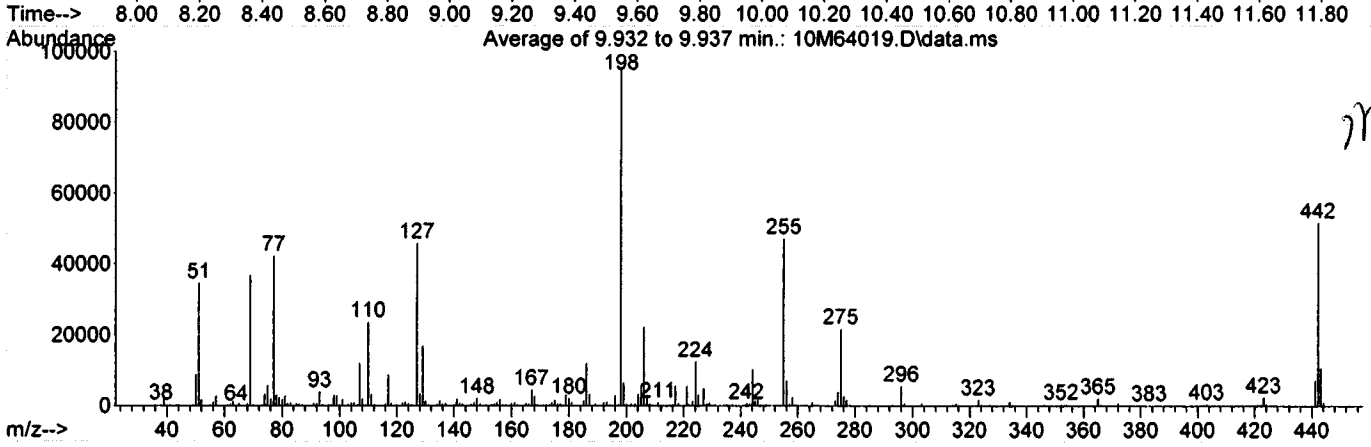

Spectrum Information: Average of 9.932 to 9.937 min.

Target Mass	Rel. to Mass	Lower Limit%	Upper Limit%	Rel. Abn%	Raw Abn	Result Pass/Fail
51	198	30	60	36.2	34584	PASS
68	69	0.00	2	1.6	596	PASS
69	198	0.00	100	38.6	36844	PASS
70	69	0.00	2	0.5	191	PASS
127	198	40	60	48.0	45792	PASS
197	198	0.00	1	0.5	488	PASS
198	198	100	100	100.0	95492	PASS
199	198	5	9	6.9	6588	PASS
275	198	10	30	22.7	21716	PASS
365	198	1	100	2.2	2138	PASS
441	443	0.01	100	67.6	7175	PASS
442	198	40	100	54.1	51652	PASS
443	442	17	23	20.5	10608	PASS

Form 5

Tune Name: CAL DFTPP
Instrument: GCMS 7

Data File: 7M85588.D
Analysis Date: 07/17/17 08:34
Method: EPA 8270D

Tune Scan/Time Range: Average of 9.961 to 9.966 min

Tgt Mass	Rel Mass	Lo Lim	Hi Lim	Rel Abund	Raw Abund	Pass/ Fail
51	198	30	60	35.9	68492	PASS
68	69	0.00	2	0.0	0	PASS
69	198	0.00	100	36.5	69520	PASS
70	69	0.00	2	0.6	403	PASS
127	198	40	60	48.0	91444	PASS
197	198	0.00	1	0.0	0	PASS
198	198	100	100	100.0	190688	PASS
199	198	5	9	6.7	12729	PASS
275	198	10	30	25.4	48380	PASS
365	198	1	100	3.4	6544	PASS
441	443	0.01	100	74.4	23788	PASS
442	198	40	100	88.1	168032	PASS
443	442	17	23	19.0	31988	PASS

Data File	Sample Number	Analysis Date:
7M85589.D	CAL BNA@50PPM	07/17/17 08:57
7M85590.D	AC98947-005	07/17/17 09:36
7M85591.D	AC98989-006(5X)	07/17/17 10:38
7M85592.D	SMB60423	07/17/17 11:01
7M85593.D	AC98928-004(3X)	07/17/17 11:31
7M85594.D	AC98964-001(5X)	07/17/17 11:54
7M85595.D	MBS438	07/17/17 12:39
7M85596.D	WMB60438	07/17/17 13:02
7M85597.D	SMB60446	07/17/17 15:19
7M85598.D	AC98936-002(3X)(	07/17/17 15:42
7M85599.D	AC98936-002(5X)(	07/17/17 16:08
7M85600.D	AC98931-001	07/17/17 16:44
7M85601.D	AC98931-001(MS)	07/17/17 17:08
7M85602.D	AC98931-001(MSD	07/17/17 17:31
7M85603.D	AC98931-002	07/17/17 17:55
7M85604.D	AC98931-003	07/17/17 18:18
7M85605.D	AC98931-004	07/17/17 18:42
7M85606.D	AC98931-005	07/17/17 19:05
7M85607.D	AC98931-007	07/17/17 19:28
7M85608.D	AC98887-038(R)	07/17/17 19:52
7M85609.D	AC98887-042(R)	07/17/17 20:15

Data Path : G:\GcMsData\2017\GCMS_7\Data\07-17-17\
Data File : 7M85588.D
Acq On : 17 Jul 2017 8:34
Operator : AH/JB
Sample : CAL DFTPP
Misc : A,BNA
ALS Vial : 1 Sample Multiplier: 1

Integration File: LSCINT.P

Method : G:\GCMSDATA\2017\GCMS_7\METHODQT\7M_0605.M
Title : @GCMS_7,mg,625,8270
Last Update : Mon Jun 05 14:38:54 2017

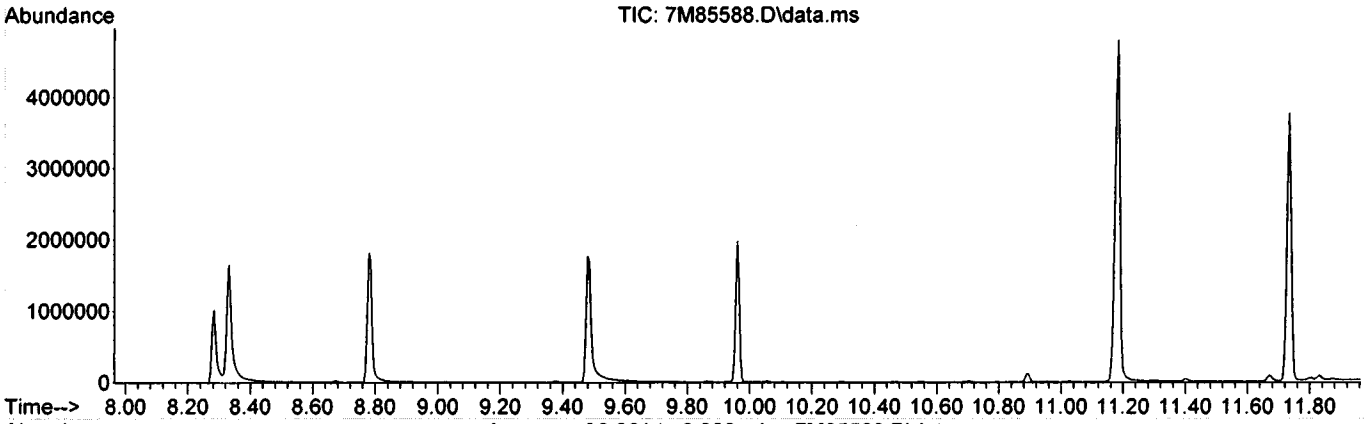

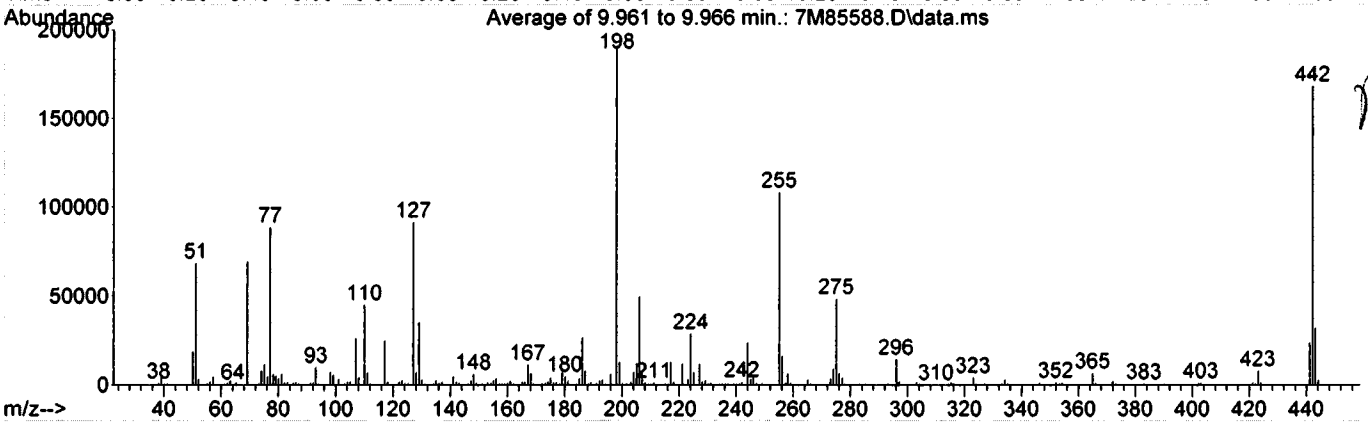

Spectrum Information: Average of 9.961 to 9.966 min.

Target Mass	Rel. to Mass	Lower Limit%	Upper Limit%	Rel. Abn%	Raw Abn	Result Pass/Fail
51	198	30	60	35.9	68492	PASS
68	69	0.00	2	0.0	0	PASS
69	198	0.00	100	36.5	69520	PASS
70	69	0.00	2	0.6	403	PASS
127	198	40	60	48.0	91444	PASS
197	198	0.00	1	0.0	0	PASS
198	198	100	100	100.0	190688	PASS
199	198	5	9	6.7	12729	PASS
275	198	10	30	25.4	48380	PASS
365	198	1	100	3.4	6544	PASS
441	443	0.01	100	74.4	23788	PASS
442	198	40	100	88.1	168032	PASS
443	442	17	23	19.0	31988	PASS

Form 5

Tune Name: CAL DFTPP
Instrument: GCMS 7

Data File: 7M85610.D
Analysis Date: 07/18/17 09:04
Method: EPA 8270D

Tune Scan/Time Range: Average of 9.950 to 9.950 min

Tgt Mass	Rel Mass	Lo Lim	Hi Lim	Rel Abund	Raw Abund	Pass/ Fail
51	198	30	60	43.4	61440	PASS
68	69	0.00	2	0.0	0	PASS
69	198	0.00	100	43.9	62048	PASS
70	69	0.00	2	0.8	470	PASS
127	198	40	60	53.2	75216	PASS
197	198	0.00	1	0.0	0	PASS
198	198	100	100	100.0	141440	PASS
199	198	5	9	6.5	9252	PASS
275	198	10	30	22.3	31512	PASS
365	198	1	100	2.8	3920	PASS
441	443	0.01	100	70.6	11979	PASS
442	198	40	100	60.0	84816	PASS
443	442	17	23	20.0	16960	PASS

Data File	Sample Number	Analysis Date:
7M85611.D	CAL BNA@50PPM	07/18/17 09:38
7M85612.D	AC98737-004	07/18/17 10:23
7M85613.D	AC98919-005(R)	07/18/17 10:46
7M85614.D	AC98838-018(R)	07/18/17 11:10
7M85615.D	AC98838-014(R)	07/18/17 11:33
7M85616.D	TEST	07/18/17 11:57
7M85617.D	WMB60440	07/18/17 12:21
7M85618.D	AC98921-010(T)	07/18/17 12:48
7M85619.D	AC98921-011(T)	07/18/17 13:11
7M85620.D	SMB60449	07/18/17 14:21
7M85621.D	AC98887-038(RR)	07/18/17 14:44
7M85622.D	WMB60452	07/18/17 15:16
7M85623.D	AC98997-001(10X)	07/18/17 15:39
7M85624.D	AC98998-003(5X)(	07/18/17 16:03
7M85625.D	AC98990-001(5X)(	07/18/17 16:26
7M85626.D	AC98990-001(5X)(	07/18/17 16:50
7M85627.D	AC98990-001(5X)(	07/18/17 17:14
7M85628.D	AC98998-002(5X)(	07/18/17 17:37
7M85629.D	AC98997-002(5X)(	07/18/17 18:01
7M85630.D	AC98998-001(5X)(	07/18/17 18:24
7M85631.D	AC99001-001(3X)	07/18/17 18:48

Data Path : G:\GcMsData\2017\GCMS_7\Data\07-18-17\
Data File : 7M85610.D
Acq On : 18 Jul 2017 9:04
Operator : AH/JB
Sample : CAL DFTPP
Misc : A,BNA
ALS Vial : 1 Sample Multiplier: 1

Integration File: LSCINT.P

Method : G:\GCMSDATA\2017\GCMS_7\METHODQT\7M_0605.M
Title : @GCMS_7,mg,625,8270
Last Update : Mon Jun 05 14:38:54 2017

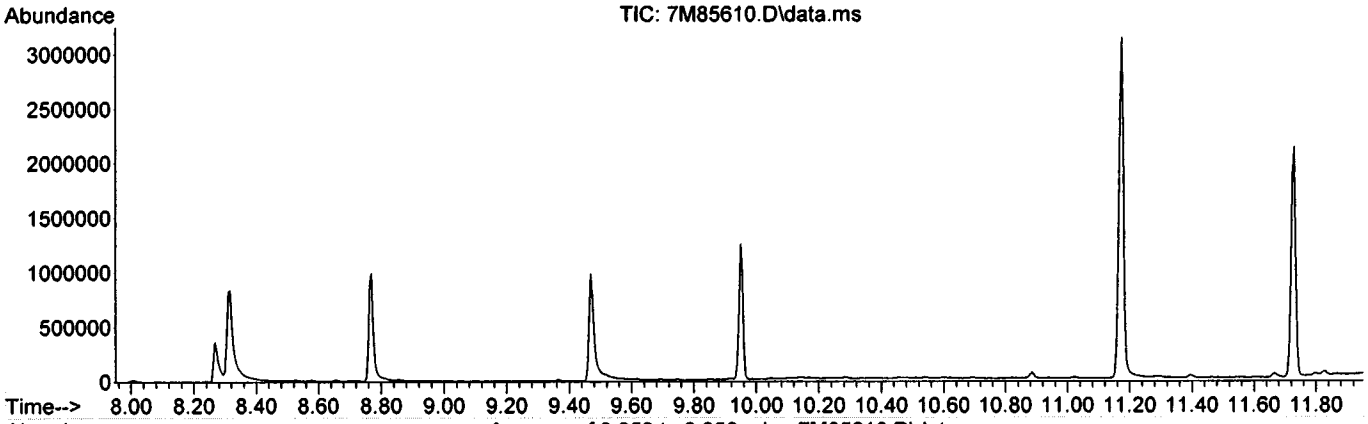

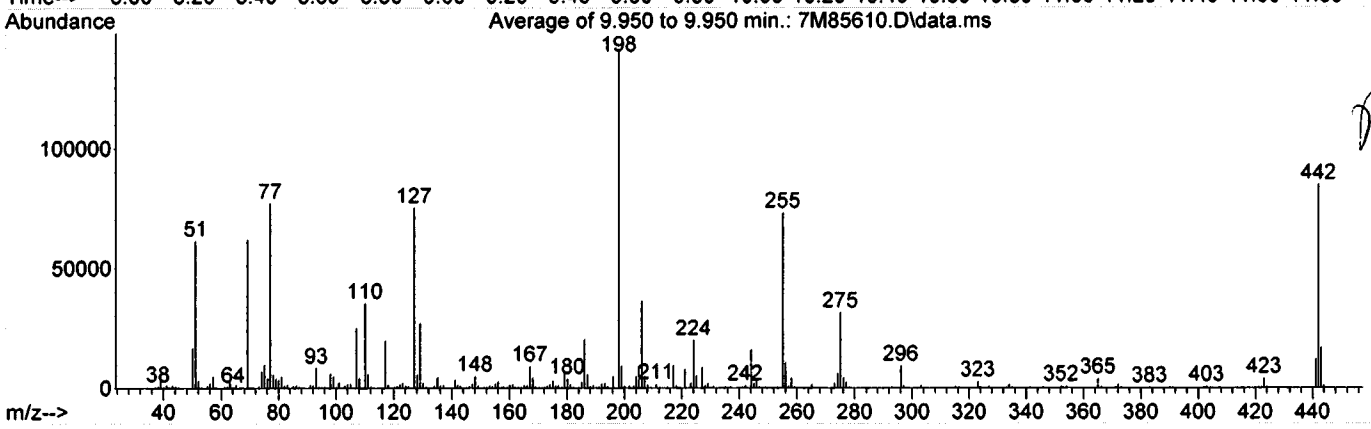

Spectrum Information: Average of 9.950 to 9.950 min.

Target Mass	Rel. to Mass	Lower Limit%	Upper Limit%	Rel. Abn%	Raw Abn	Result Pass/Fail
51	198	30	60	43.4	61440	PASS
68	69	0.00	2	0.0	0	PASS
69	198	0.00	100	43.9	62048	PASS
70	69	0.00	2	0.8	470	PASS
127	198	40	60	53.2	75216	PASS
197	198	0.00	1	0.0	0	PASS
198	198	100	100	100.0	141440	PASS
199	198	5	9	6.5	9252	PASS
275	198	10	30	22.3	31512	PASS
365	198	1	100	2.8	3920	PASS
441	443	0.01	100	70.6	11979	PASS
442	198	40	100	60.0	84816	PASS
443	442	17	23	20.0	16960	PASS

7062915 0475

Method: EPA 8270D

Form 6
Initial Calibration

Instrument: GCMS_7

Level #:	Data File:	Cal Identifier:	Analysis Date/Time	Level #:	Data File:	Cal Identifier:	Analysis Date/Time
1	7M84393.D	CAL BNA@50PPM	06/05/17 10:41	2	7M84400.D	CAL BNA@2PPM	06/05/17 13:29
3	7M84394.D	CAL BNA@10PPM	06/05/17 11:05	4	7M84399.D	CAL BNA@20PPM	06/05/17 13:05
5	7M84398.D	CAL BNA@80PPM	06/05/17 12:42	6	7M84397.D	CAL BNA@120PPM	06/05/17 12:18
7	7M84396.D	CAL BNA@160PPM	06/05/17 11:54	8	7M84395.D	CAL BNA@196PPM	06/05/17 11:31
9	7M84401.D	CAL BNA@.5PPM	06/05/17 13:53				

Compound	Col	Mr	Fit:	RF1	RF2	RF3	RF4	RF5	RF6	RF7	RF8	RF9	AvgRf	RT	Corr1	Corr2	%Rsd		Calibration Level Concentrations Lvl1	Lvl2	Lvl3	Lvl4	Lvl5	Lvl6	Lvl7	Lvl8	Lvl9
1,4-Dioxane	1	0	Qua	1.0447	1.6225	0.9559	1.0313	1.0238	1.0168	1.0156	0.9985	1.7485	1.16	2.57	1.00	1.00	26		50.00	2.00	10.00	20.00	80.00	120.0	160.0	196.0	0.50
Pyridine	1	0	Avg	2.9924	3.2136	2.5092	2.5974	2.8614	2.9575	2.8804	2.7809	----	2.85	3.03	0.999	0.999	7.8		50.00	2.00	10.00	20.00	80.00	120.0	160.0	196.0	
N-Nitrosodimethylamin	1	0	Avg	1.6857	1.8380	1.4220	1.5470	1.6625	1.7173	1.6867	1.6590	----	1.65	2.95	0.999	0.999	7.4		50.00	2.00	10.00	20.00	80.00	120.0	160.0	196.0	
2-Fluorophenol	1	0	Avg	2.4662	2.5965	2.0544	2.2444	2.4332	2.5140	2.4870	2.4238	----	2.40	4.61	0.994	0.997	7.2		50.00	2.00	10.00	20.00	80.00	120.0	160.0	196.0	
Benzaldehyde	1	0	Avg	1.4611	1.6480	1.3238	1.4001	1.3858	1.3365	1.0988	1.1318	----	1.35	5.42	0.982	0.994	13	0.01	50.00	2.00	10.00	20.00	80.00	120.0	160.0	196.0	
Aniline	1	0	Avg	3.2279	3.1027	2.5446	3.0505	3.6428	3.6969	3.6006	3.4341	4.1482	3.38	5.52	0.998	0.998	14		50.00	2.00	10.00	20.00	80.00	120.0	160.0	196.0	0.50
Pentachloroethane	1	0	Avg	0.8156	1.0078	0.7337	0.7887	0.8041	0.8131	0.7749	0.7619	----	0.813	5.56	0.999	1.00	10	0.05	50.00	2.00	10.00	20.00	80.00	120.0	160.0	196.0	
bis(2-Chloroethyl)ether	1	0	Qua	2.5218	3.0116	2.2956	2.4027	2.4364	2.4562	2.3385	2.2654	4.0303	2.64	5.57	0.998	1.00	21	0.70	50.00	2.00	10.00	20.00	80.00	120.0	160.0	196.0	0.50
Phenol-d5	1	0	Avg	3.2759	3.3585	2.7999	2.9699	3.1846	3.2762	3.1739	3.0759	----	3.14	5.49	0.999	1.00	5.9		50.00	2.00	10.00	20.00	80.00	120.0	160.0	196.0	
Phenol	1	0	Avg	3.5939	4.0509	3.1050	3.3188	3.5211	3.6051	3.4436	3.3151	----	3.49	5.50	0.998	0.999	8.0	0.80	50.00	2.00	10.00	20.00	80.00	120.0	160.0	196.0	
2-Chlorophenol	1	0	Avg	2.7156	2.9363	2.4006	2.5557	2.6626	2.7259	2.6585	2.5758	----	2.65	5.62	0.999	1.00	5.9	0.80	50.00	2.00	10.00	20.00	80.00	120.0	160.0	196.0	
N-Decane	1	0	Avg	2.2038	2.6247	2.0058	2.1170	2.1078	2.0901	1.9259	1.8947	----	2.12	5.68	0.996	0.999	11	0.05	50.00	2.00	10.00	20.00	80.00	120.0	160.0	196.0	
1,3-Dichlorobenzene	1	0	Avg	2.8703	3.4818	2.5616	2.7498	2.7815	2.8143	2.7067	2.6261	----	2.82	5.76	0.998	1.00	10		50.00	2.00	10.00	20.00	80.00	120.0	160.0	196.0	
1,4-Dichlorobenzene	1	0	Avg	1.5137	1.9068	1.3939	1.4621	1.5040	1.5202	1.4548	1.4336	----	1.52	5.81	0.999	1.00	11		50.00	2.00	10.00	20.00	80.00	120.0	160.0	196.0	
1,2-Dichlorobenzene	1	0	Avg	1.4558	1.7335	1.2978	1.3712	1.4064	1.4552	1.3824	1.3602	----	1.43	5.94	0.999	0.999	9.2		50.00	2.00	10.00	20.00	80.00	120.0	160.0	196.0	
Benzyl alcohol	1	0	Avg	0.9237	0.9811	0.7796	0.8410	0.9111	0.9394	0.9143	0.9031	----	0.899	5.92	0.999	0.999	6.9		50.00	2.00	10.00	20.00	80.00	120.0	160.0	196.0	
bis(2-chloroisopropyl)e	1	0	Avg	1.4401	1.7365	1.3011	1.3553	1.3827	1.4105	1.3201	1.3090	----	1.41	6.03	0.998	0.999	10	0.01	50.00	2.00	10.00	20.00	80.00	120.0	160.0	196.0	
2-Methylphenol	1	0	Avg	1.2796	1.4486	1.1327	1.1845	1.2405	1.3011	1.2541	1.2287	1.7684	1.32	6.01	0.999	0.999	15	0.70	50.00	2.00	10.00	20.00	80.00	120.0	160.0	196.0	0.50
Acetophenone	1	0	Avg	1.7788	2.1694	1.6178	1.6997	1.6850	1.6515	1.4334	1.4290	----	1.68	6.13	0.992	0.998	14	0.01	50.00	2.00	10.00	20.00	80.00	120.0	160.0	196.0	
Hexachloroethane	1	0	Avg	0.5418	0.6090	0.4792	0.5108	0.5273	0.5418	0.5208	0.5122	----	0.530	6.22	0.999	1.00	7.1	0.30	50.00	2.00	10.00	20.00	80.00	120.0	160.0	196.0	
N-Nitroso-di-n-propyla	1	0	Qua	0.9187	1.1038	0.8266	0.8737	0.8601	0.8309	0.7273	0.7175	1.2773	0.904	6.13	0.992	0.999	20	0.50	50.00	2.00	10.00	20.00	80.00	120.0	160.0	196.0	0.50
3&4-Methylphenol	1	0	Avg	1.3236	1.4774	1.1923	1.2379	1.2854	1.2576	1.0944	1.0838	1.7627	1.30	6.13	0.991	0.998	16		50.00	2.00	10.00	20.00	80.00	120.0	160.0	196.0	0.50
Nitrobenzene-d5	1	0	Avg	0.1641	0.1840	0.1395	0.1476	0.1643	0.1692	0.1672	0.1668	----	0.163	6.25	1.00	1.00	8.4		25.00	1.00	5.00	10.00	40.00	60.00	80.00	98.00	
Nitrobenzene	1	0	Avg	0.3431	0.3856	0.2990	0.3129	0.3283	0.3326	0.3200	0.3204	----	0.330	6.26	0.999	1.00	7.9	0.20	50.00	2.00	10.00	20.00	80.00	120.0	160.0	196.0	
Isophorone	1	0	Avg	0.6286	0.6782	0.5347	0.5733	0.6215	0.6173	0.5989	0.6014	----	0.607	6.46	0.999	1.00	6.9	0.40	50.00	2.00	10.00	20.00	80.00	120.0	160.0	196.0	
2-Nitrophenol	1	0	Avg	0.1932	0.1842	0.1489	0.1644	0.1904	0.1982	0.1964	0.1947	----	0.184	6.52	1.00	1.00	9.7	0.10	50.00	2.00	10.00	20.00	80.00	120.0	160.0	196.0	
2,4-Dimethylphenol	1	0	Avg	0.3390	0.3693	0.2886	0.3079	0.3326	0.3346	0.3210	0.3197	0.4773	0.343	6.55	0.999	0.999	16	0.20	50.00	2.00	10.00	20.00	80.00	120.0	160.0	196.0	0.50
Benzoic Acid	1	0	Qua	0.1471	----	0.0311	0.0606	0.1946	0.2323	0.2620	0.2479	----	0.168	6.61	0.992	0.993	55		50.00		10.00	20.00	80.00	120.0	160.0	196.0	
bis(2-Chloroethoxy)me	1	0	Avg	0.4048	0.4717	0.3595	0.3735	0.3971	0.3976	0.3822	0.3796	----	0.396	6.62	0.999	1.00	8.6	0.30	50.00	2.00	10.00	20.00	80.00	120.0	160.0	196.0	
2,4-Dichlorophenol	1	0	Avg	0.3046	0.3071	0.2598	0.2739	0.3047	0.3094	0.3047	0.3001	0.3718	0.304	6.71	0.999	0.999	10	0.20	50.00	2.00	10.00	20.00	80.00	120.0	160.0	196.0	0.50
1,2,4-Trichlorobenzen	1	0	Avg	0.3271	0.3817	0.2890	0.3002	0.3210	0.3254	0.3146	0.3116	----	0.321	6.78	0.999	1.00	8.6		50.00	2.00	10.00	20.00	80.00	120.0	160.0	196.0	
Naphthalene	1	0	Qua	1.0506	1.2920	0.9225	0.9718	1.0260	1.0180	0.9617	0.9603	1.7304	1.10	6.84	0.998	1.00	23	0.70	50.00	2.00	10.00	20.00	80.00	120.0	160.0	196.0	0.50
4-Chloroaniline	1	0	Qua	0.3309	0.3610	0.2898	0.3141	0.3660	0.3083	0.2226	0.2219	0.4167	0.315	6.87	0.958	0.989	20	0.01	50.00	2.00	10.00	20.00	80.00	120.0	160.0	196.0	0.50
Hexachlorobutadiene	1	0	Avg	0.1738	0.2129	0.1530	0.1588	0.1705	0.1732	0.1710	0.1685	----	0.173	6.93	1.00	1.00	10	0.01	50.00	2.00	10.00	20.00	80.00	120.0	160.0	196.0	
Caprolactam	1	0	Avg	0.1205	0.1057	0.0956	0.1040	0.1209	0.1225	0.1310	0.1311	----	0.116	7.14	0.997	0.999	11	0.01	50.00	2.00	10.00	20.00	80.00	120.0	160.0	196.0	
4-Chloro-3-methylphe	1	0	Avg	0.2976	0.3054	0.2544	0.2661	0.2934	0.2981	0.2901	0.2880	----	0.287	7.24	0.999	0.999	6.1	0.20	50.00	2.00	10.00	20.00	80.00	120.0	160.0	196.0	
2-Methylnaphthalene	1	0	Avg	0.7538	0.9008	0.6523	0.6952	0.7394	0.7435	0.6965	0.6962	----	0.735	7.37	0.998	0.999	10	0.40	50.00	2.00	10.00	20.00	80.00	120.0	160.0	196.0	
1-Methylnaphthalene	1	0	Avg	0.6952	0.8272	0.6160	0.6415	0.6815	0.6852	0.6517	0.6473	----	0.681	7.46	0.999	1.00	9.5	0.40	50.00	2.00	10.00	20.00	80.00	120.0	160.0	196.0	
Methylnaphthalenes (	1	0	Avg	0.7244	0.8640	0.6342	0.6692	0.7102	0.7143	0.6740	0.6718	----	0.708	7.37	0.998	1.00	9.9		100.0	4.00	20.00	40.00	160.0	240.0	320.0	392.0	
1,1'-Biphenyl	1	0	Avg	0.8890	1.0374	0.7661	0.8258	0.8724	0.8790	0.8291	0.8275	----	0.866	7.75	0.998	1.00	9.2	0.01	50.00	2.00	10.00	20.00	80.00	120.0	160.0	196.0	
1,2,4,5-Tetrachloroben	1	0	Avg	0.5283	0.6396	0.4656	0.4902	0.5231	0.5275	0.5052	0.5010	----	0.523	7.51	0.999	0.999	9.9	0.01	50.00	2.00	10.00	20.00	80.00	120.0	160.0	196.0	

Flags
a - failed the min rf criteria
c - failed the minimum correlation coeff criteria(if applicable)

Note: Avg Rsd: 11.8
Corr 1 = Correlation Coefficient for linear Eq.
Corr 2 = Correlation Coefficient for quad Eq.
Fit = Indicates whether Avg RF, Linear, or Quadratic Curve was used for compound.

7062915 0476

Method: EPA 8270D

Form 6
Initial Calibration

Instrument: GCMS_7

Level #:	Data File:	Cal Identifier:	Analysis Date/Time	Level #:	Data File:	Cal Identifier:	Analysis Date/Time
1	7M84393.D	CAL BNA@50PPM	06/05/17 10:41	2	7M84400.D	CAL BNA@2PPM	06/05/17 13:29
3	7M84394.D	CAL BNA@10PPM	06/05/17 11:05	4	7M84399.D	CAL BNA@20PPM	06/05/17 13:05
5	7M84398.D	CAL BNA@80PPM	06/05/17 12:42	6	7M84397.D	CAL BNA@120PPM	06/05/17 12:18
7	7M84396.D	CAL BNA@160PPM	06/05/17 11:54	8	7M84395.D	CAL BNA@196PPM	06/05/17 11:31
9	7M84401.D	CAL BNA@.5PPM	06/05/17 13:53				

Compound	Col	Mr	Fit:	RF1	RF2	RF3	RF4	RF5	RF6	RF7	RF8	RF9	AvgRf	RT	Corr1	Corr2	%Rsd		Calibration Level Concentrations Lvl1	Lvl2	Lvl3	Lvl4	Lvl5	Lvl6	Lvl7	Lvl8	Lvl9
Hexachlorocyclopenta	1	0	Qua	0.2451	0.0975	0.1312	0.1760	0.2660	0.2879	0.2925	0.2857	----	0.223	7.50	0.998	0.998	35	0.05	50.00	2.00	10.00	20.00	80.00	120.0	160.0	196.0	
2,4,6-Trichlorophenol	1	0	Avg	0.3678	0.3399	0.3079	0.3475	0.3713	0.3800	0.3760	0.3726	----	0.358	7.60	1.00	1.00	6.9	0.20	50.00	2.00	10.00	20.00	80.00	120.0	160.0	196.0	
2,4,5-Trichlorophenol	1	0	Avg	0.3896	0.3693	0.3214	0.3218	0.3870	0.3964	0.3935	0.3872	----	0.371	7.63	1.00	1.00	8.5	0.20	50.00	2.00	10.00	20.00	80.00	120.0	160.0	196.0	
2-Fluorobiphenyl	1	0	Avg	1.3002	1.5240	1.1656	1.1884	1.2741	1.3114	1.2915	1.2697	----	1.29	7.66	0.999	0.999	8.4		25.00	1.00	5.00	10.00	40.00	60.00	80.00	98.00	
2-Chloronaphthalene	1	0	Avg	1.1386	1.3431	1.0028	1.0412	1.0934	1.1026	1.0537	1.0447	----	1.10	7.78	0.999	1.00	9.6	0.80	50.00	2.00	10.00	20.00	80.00	120.0	160.0	196.0	
1,4-Dimethylnaphthale	1	0	Avg	0.9289	1.0913	0.8114	0.8456	0.8994	0.8898	0.8095	0.8120	----	0.886	8.06	0.997	0.999	11		50.00	2.00	10.00	20.00	80.00	120.0	160.0	196.0	
Dimethylnaphthalenes	1	0	Avg	0.9289	1.0913	0.8114	0.8456	0.8994	0.8898	0.8095	0.8120	----	0.886	8.06	0.997	0.999	11		50.00	2.00	10.00	20.00	80.00	120.0	160.0	196.0	
Diphenyl Ether	1	0	Avg	0.7749	0.9169	0.6808	0.7222	0.7622	0.7727	0.7436	0.7310	----	0.763	7.83	0.999	1.00	9.1		50.00	2.00	10.00	20.00	80.00	120.0	160.0	196.0	
2-Nitroaniline	1	0	Avg	0.3445	0.3503	0.2935	0.3074	0.3326	0.3287	0.3121	0.3078	----	0.322	7.85	0.998	1.00	6.2	0.01	50.00	2.00	10.00	20.00	80.00	120.0	160.0	196.0	
Coumarin	1	0	Avg	0.4751	0.5340	0.4164	0.4351	0.4645	0.4644	0.4442	0.4446	----	0.460	8.03	0.999	1.00	7.7		50.00	2.00	10.00	20.00	80.00	120.0	160.0	196.0	
Acenaphthylene	1	0	Avg	1.7639	2.0173	1.5253	1.6256	1.7419	1.7439	1.6659	1.6603	----	1.72	8.13	0.999	0.999	8.4	0.90	50.00	2.00	10.00	20.00	80.00	120.0	160.0	196.0	
Dimethylphthalate	1	0	Avg	1.2766	1.4463	1.0965	1.1602	1.2529	1.2554	1.2050	1.1965	----	1.24	7.99	0.999	1.00	8.3	0.01	50.00	2.00	10.00	20.00	80.00	120.0	160.0	196.0	
2,6-Dinitrotoluene	1	0	Avg	0.3033	0.2799	0.2494	0.2674	0.2947	0.2955	0.2696	0.2698	----	0.279	8.05	0.996	0.999	6.5	0.20	50.00	2.00	10.00	20.00	80.00	120.0	160.0	196.0	
Acenaphthene	1	0	Avg	1.1198	1.3229	0.9686	1.0253	1.0943	1.0979	1.0316	1.0191	----	1.08	8.28	0.998	1.00	10	0.90	50.00	2.00	10.00	20.00	80.00	120.0	160.0	196.0	
3-Nitroaniline	1	0	Qua	0.3060	0.2733	0.2510	0.2843	0.3119	0.3047	0.2714	0.2705	----	0.284	8.20	0.993	0.998	7.6	0.01	50.00	2.00	10.00	20.00	80.00	120.0	160.0	196.0	
2,4-Dinitrophenol	1	0	Qua	0.0901	----	0.0169	0.0447	0.1287	0.1464	0.1581	0.1527	----	0.105	8.29	0.995	0.995	53	0.01	50.00		10.00	20.00	80.00	120.0	160.0	196.0	
Dibenzofuran	1	0	Qua	1.6445	1.9516	1.4247	1.5138	1.6212	1.6212	1.5447	1.5515	2.7017	1.73	8.44	0.999	1.00	23	0.80	50.00	2.00	10.00	20.00	80.00	120.0	160.0	196.0	0.50
2,4-Dinitrotoluene	1	0	Avg	0.4076	0.2848	0.2936	0.3469	0.4039	0.4097	0.4124	0.4059	----	0.371	8.41	1.00	1.00	15	0.20	50.00	2.00	10.00	20.00	80.00	120.0	160.0	196.0	
4-Nitrophenol	1	0	Avg	0.2252	0.1553	0.1641	0.1868	0.2200	0.2244	0.2184	0.2186	----	0.202	8.33	0.999	1.00	14	0.01	50.00	2.00	10.00	20.00	80.00	120.0	160.0	196.0	
2,3,4,6-Tetrachlorophe	1	0	Avg	0.3243	0.2290	0.2446	0.2825	0.3280	0.3391	0.3438	0.3416	----	0.304	8.54	1.00	1.00	15	0.01	50.00	2.00	10.00	20.00	80.00	120.0	160.0	196.0	
Fluorene	1	0	Avg	1.3581	1.5168	1.1723	1.2456	1.3139	1.2996	1.2158	1.2211	----	1.29	8.76	0.998	0.999	8.4	0.90	50.00	2.00	10.00	20.00	80.00	120.0	160.0	196.0	
4-Chlorophenyl-phenyl	1	0	Avg	0.6435	0.7165	0.5527	0.5893	0.6458	0.6406	0.6276	0.6244	----	0.630	8.75	1.00	1.00	7.5	0.40	50.00	2.00	10.00	20.00	80.00	120.0	160.0	196.0	
Diethylphthalate	1	0	Avg	1.2587	1.3439	1.0644	1.1150	1.2362	1.2372	1.1826	1.1879	----	1.20	8.62	0.999	1.00	7.2	0.01	50.00	2.00	10.00	20.00	80.00	120.0	160.0	196.0	
4-Nitroaniline	1	0	Avg	0.3626	0.3029	0.2849	0.3147	0.3552	0.3555	0.3418	0.3430	----	0.333	8.76	0.999	1.00	8.5	0.01	50.00	2.00	10.00	20.00	80.00	120.0	160.0	196.0	
Atrazine	1	0	Avg	0.3537	0.3146	0.2809	0.3098	0.3464	0.3520	0.3447	0.3466	----	0.331	9.38	1.00	1.00	7.9	0.01	50.00	2.00	10.00	20.00	80.00	120.0	160.0	196.0	
4,6-Dinitro-2-methylph	1	0	Qua	0.0945	----	0.0342	0.0616	0.1159	0.1279	0.1364	0.1318	----	0.100	8.79	0.995	0.997	39	0.01	50.00		10.00	20.00	80.00	120.0	160.0	196.0	
n-Nitrosodiphenylamin	1	0	Avg	0.6318	0.6910	0.5408	0.5756	0.6329	0.6464	0.6291	0.6208	----	0.621	8.86	0.999	0.999	7.3	0.01	50.00	2.00	10.00	20.00	80.00	120.0	160.0	196.0	
2,4,6-Tribromophenol	1	0	Avg	0.1009	0.0766	0.0753	0.0814	0.1031	0.1116	0.1171	0.1137	----	0.0975	8.99	0.998	0.999	18		50.00	2.00	10.00	20.00	80.00	120.0	160.0	196.0	
1,2-Diphenylhydrazine	1	0	Avg	0.6524	0.7061	0.5702	0.5920	0.6440	0.6476	0.6662	0.6622	----	0.643	8.90	0.999	1.00	6.7		50.00	2.00	10.00	20.00	80.00	120.0	160.0	196.0	
4-Bromophenyl-phenyl	1	0	Avg	0.2076	0.2206	0.1741	0.1810	0.2095	0.2172	0.2195	0.2145	----	0.206	9.23	0.999	0.999	8.7	0.10	50.00	2.00	10.00	20.00	80.00	120.0	160.0	196.0	
Hexachlorobenzene	1	0	Avg	0.2191	0.2589	0.1886	0.1952	0.2206	0.2276	0.2303	0.2267	----	0.221	9.31	0.992	0.997	9.9	0.10	50.00	2.00	10.00	20.00	80.00	120.0	160.0	196.0	
N-Octadecane	1	0	Avg	0.3621	0.3514	0.3020	0.3246	0.3560	0.3455	0.3133	0.3108	----	0.333	9.58	0.994	0.999	7.0	0.05	50.00	2.00	10.00	20.00	80.00	120.0	160.0	196.0	
Pentachlorophenol	1	0	Qua	0.1012	----	0.0469	0.0669	0.1157	0.1257	0.1364	0.1339	----	0.104	9.50	0.996	0.999	33	0.05 a	50.00		10.00	20.00	80.00	120.0	160.0	196.0	
Fluoranthrene	1	0	Avg	1.0774	1.3048	0.9389	0.9739	1.0624	1.0688	1.0222	1.0204	----	1.06	9.74	0.999	0.999	10	0.70	50.00	2.00	10.00	20.00	80.00	120.0	160.0	196.0	
Anthracene	1	0	Avg	1.1247	1.2125	0.9442	1.0015	1.1121	1.1135	1.0745	1.0644	----	1.08	9.79	0.999	1.00	7.5	0.70	50.00	2.00	10.00	20.00	80.00	120.0	160.0	196.0	
Carbazole	1	0	Avg	1.0353	1.1048	0.8639	0.9263	1.0218	1.0329	0.9905	0.9906	----	0.996	9.95	0.999	1.00	7.4	0.01	50.00	2.00	10.00	20.00	80.00	120.0	160.0	196.0	
Di-n-butylphthalate	1	0	Qua	1.2026	1.0901	0.9435	1.0282	1.1766	1.1858	1.1141	1.1132	1.3456	1.13	10.33	0.998	0.999	10	0.01	50.00	2.00	10.00	20.00	80.00	120.0	160.0	196.0	0.50
Fluoranthene	1	0	Avg	1.2467	1.2826	0.9992	1.0714	1.2140	1.2113	1.1662	1.1526	----	1.17	11.06	0.999	1.00	8.0	0.60	50.00	2.00	10.00	20.00	80.00	120.0	160.0	196.0	
Pyrene	1	0	Avg	1.2166	1.2778	1.0046	1.0745	1.2016	1.2386	1.2025	1.1903	----	1.18	11.32	0.999	1.00	7.7	0.60	50.00	2.00	10.00	20.00	80.00	120.0	160.0	196.0	
Benzidine	1	0	Qua	0.3733	0.1799	0.2146	0.2911	0.4762	0.4715	----	----	----	0.334	11.21	0.981	0.994	38		50.00	2.00	10.00	20.00	80.00	120.0			
Terphenyl-d14	1	0	Avg	0.5956	0.6116	0.4742	0.5067	0.5934	0.6216	0.6246	0.6367	----	0.583	11.50	0.998	0.999	10		25.00	1.00	5.00	10.00	40.00	60.00	80.00	96.00	

Flags
a - failed the min rf criteria
c - failed the minimum correlation coeff criteria(if applicable)

Note: Avg Rsd: 11.8
Corr 1 = Correlation Coefficient for linear Eq.
Corr 2 = Correlation Coefficient for quad Eq.
Fit = Indicates whether Avg RF, Linear, or Quadratic Curve was used for compound.

7062915 0477

Method: EPA 8270D

Form 6
Initial Calibration

Instrument: GCMS_7

Level #:	Data File:	Cal Identifier:	Analysis Date/Time	Level #:	Data File:	Cal Identifier:	Analysis Date/Time
1	7M84393.D	CAL BNA@50PPM	06/05/17 10:41	2	7M84400.D	CAL BNA@2PPM	06/05/17 13:29
3	7M84394.D	CAL BNA@10PPM	06/05/17 11:05	4	7M84399.D	CAL BNA@20PPM	06/05/17 13:05
5	7M84398.D	CAL BNA@80PPM	06/05/17 12:42	6	7M84397.D	CAL BNA@120PPM	06/05/17 12:18
7	7M84396.D	CAL BNA@160PPM	06/05/17 11:54	8	7M84395.D	CAL BNA@196PPM	06/05/17 11:31
9	7M84401.D	CAL BNA@.5PPM	06/05/17 13:53				

Compound	Col	Mr	Fit:	RF1	RF2	RF3	RF4	RF5	RF6	RF7	RF8	RF9	AvgRf	RT	Corr1	Corr2	%Rsd		Calibration Level Concentrations Lvl1	Lvl2	Lvl3	Lvl4	Lvl5	Lvl6	Lvl7	Lvl8	Lvl9
4,4'-DDE	1	0	Avg	0.2232	0.2273	0.1817	0.1915	0.2244	0.2338	0.2349	0.2318	-----	0.219	11.44	1.00	1.00	9.3		50.00	2.00	10.00	20.00	80.00	120.0	160.0	196.0	
4,4'-DDD	1	0	Avg	0.4328	0.3706	0.3285	0.3624	0.4316	0.4465	0.4456	0.4405	-----	0.407	11.84	0.998	0.999	11		50.00	2.00	10.00	20.00	80.00	120.0	160.0	196.0	
Butylbenzylphthalate	1	0	Avg	0.4989	0.4167	0.3834	0.4159	0.4986	0.5138	0.4976	0.4994	-----	0.466	12.09	0.999	1.00	11	0.01	50.00	2.00	10.00	20.00	80.00	120.0	160.0	196.0	
4,4'-DDT	1	0	Avg	0.3629	0.2318	0.2430	0.2840	0.3719	0.3796	0.3649	0.3649	-----	0.325	12.19	0.997	0.998	19		50.00	2.00	10.00	20.00	80.00	120.0	160.0	196.0	
3,3'-Dichlorobenzidine	1	0	Qua	0.3116	0.2600	0.2576	0.2793	0.3360	0.3081	0.2585	0.2586	-----	0.284	12.71	0.980	0.995	11	0.01	50.00	2.00	10.00	20.00	80.00	120.0	160.0	196.0	
Benzo[a]anthracene	1	0	Avg	1.0710	1.1863	0.9005	0.9319	1.0804	1.0989	1.0718	1.0741	-----	1.05	12.74	1.00	1.00	8.8	0.80	50.00	2.00	10.00	20.00	80.00	120.0	160.0	196.0	
Chrysene	1	0	Avg	0.9958	1.1548	0.8375	0.8791	0.9926	0.9963	0.9400	0.9411	-----	0.967	12.78	0.998	0.999	9.8	0.70	50.00	2.00	10.00	20.00	80.00	120.0	160.0	196.0	
bis(2-Ethylhexyl)phthal	1	0	Qua	0.6580	0.5612	0.5208	0.5564	0.6506	0.6537	0.5841	0.5849	-----	0.596	12.79	0.994	0.998	8.7	0.01	50.00	2.00	10.00	20.00	80.00	120.0	160.0	196.0	
Di-n-octylphthalate	1	0	Qua	1.3007	0.9536	0.9417	1.0065	1.2853	1.3331	1.2679	1.2683	-----	1.17	13.53	0.999	0.999	15	0.01	50.00	2.00	10.00	20.00	80.00	120.0	160.0	196.0	
Benzo[b]fluoranthene	1	0	Avg	1.2535	1.0216	0.9577	0.9455	1.1517	1.2156	1.1801	1.1840	-----	1.11	13.96	0.998	0.998	11	0.70	50.00	2.00	10.00	20.00	80.00	120.0	160.0	196.0	
Benzo[k]fluoranthene	1	0	Avg	1.0792	1.2323	0.9510	0.9860	1.1693	1.1985	1.1623	1.1380	-----	1.11	13.99	0.999	0.999	9.1	0.70	50.00	2.00	10.00	20.00	80.00	120.0	160.0	196.0	
Benzo[a]pyrene	1	0	Avg	1.1018	1.0424	0.8482	0.9355	1.1036	1.1597	1.1381	1.1263	-----	1.06	14.31	0.999	0.999	10	0.70	50.00	2.00	10.00	20.00	80.00	120.0	160.0	196.0	
Indeno[1,2,3-cd]pyren	1	0	Avg	1.2149	1.1942	0.9527	1.0131	1.2462	1.3187	1.3170	1.3065	-----	1.20	15.68	0.997	0.998	12	0.50	50.00	2.00	10.00	20.00	80.00	120.0	160.0	196.0	
Dibenzo[a,h]anthracen	1	0	Avg	1.0172	0.9816	0.7942	0.8542	1.0466	1.1104	1.1052	1.1037	-----	1.00	15.70	0.999	0.999	12	0.40	50.00	2.00	10.00	20.00	80.00	120.0	160.0	196.0	
Benzo[g,h,i]perylene	1	0	Avg	1.0298	1.1236	0.8246	0.8597	1.0469	1.1018	1.1042	1.0994	-----	1.02	16.05	0.999	1.00	11	0.50	50.00	2.00	10.00	20.00	80.00	120.0	160.0	196.0	

Flags
a - failed the min rf criteria
c - failed the minimum correlation coeff criteria(if applicable)

Note: Avg Rsd: 11.8
Corr 1 = Correlation Coefficient for linear Eq.
Corr 2 = Correlation Coefficient for quad Eq.
Fit = Indicates whether Avg RF, Linear, or Quadratic Curve was used for compound.

7062915 0478

Form 6
Initial Calibration

Method: EPA 8270D

Instrument: GCMS_10

Level #:	Data File:	Cal Identifier:	Analysis Date/Time	Level #:	Data File:	Cal Identifier:	Analysis Date/Time
1	10M63923.D	CAL BNA@50PPM	07/07/17 13:04	2	10M63921.D	CAL BNA@2PPM	07/07/17 12:20
3	10M63915.D	CAL BNA@10PPM	07/07/17 10:05	4	10M63920.D	CAL BNA@20PPM	07/07/17 11:57
5	10M63919.D	CAL BNA@80PPM	07/07/17 11:35	6	10M63918.D	CAL BNA@120PPM	07/07/17 11:13
7	10M63917.D	CAL BNA@160PPM	07/07/17 10:51	8	10M63916.D	CAL BNA@196PPM	07/07/17 10:28
9	10M63922.D	CAL BNA@.5PPM	07/07/17 12:42				

Compound	Col	Mr	Fit:	RF1	RF2	RF3	RF4	RF5	RF6	RF7	RF8	RF9	AvgRf	RT	Corr1	Corr2	%Rsd		Calibration Level Concentrations Lvl1	Lvl2	Lvl3	Lvl4	Lvl5	Lvl6	Lvl7	Lvl8	Lvl9
1,4-Dioxane	1	0	Avg	1.1957	1.4444	1.1368	1.1689	1.1579	1.1999	1.1911	1.2013	1.5841	1.25	2.58	1.00	1.00	12		50.00	2.00	10.00	20.00	80.00	120.0	160.0	196.0	0.50
Pyridine	1	0	Avg	3.1217	2.1548	2.5906	2.7743	3.0789	3.1846	3.2292	3.3058	----	2.93	3.04	0.999	1.00	13		50.00	2.00	10.00	20.00	80.00	120.0	160.0	196.0	
N-Nitrosodimethylamin	1	0	Avg	1.6686	0.9681	1.3459	1.5271	1.7344	1.8278	1.8491	1.9002	----	1.60	2.96	0.998	1.00	20		50.00	2.00	10.00	20.00	80.00	120.0	160.0	196.0	
2-Fluorophenol	1	0	Avg	2.6648	2.3661	2.3061	2.4882	2.6668	2.7892	2.8392	2.8673	----	2.62	4.59	0.999	1.00	8.2		50.00	2.00	10.00	20.00	80.00	120.0	160.0	196.0	
Benzaldehyde	1	0	Avg	1.6986	1.6575	1.5324	1.6607	1.6388	1.6354	1.5670	1.5240	----	1.61	5.41	0.999	1.00	4.0	0.01	50.00	2.00	10.00	20.00	80.00	120.0	160.0	196.0	
Aniline	1	0	Qua	4.2516	2.7695	2.2754	2.7910	4.0712	4.2729	4.3422	4.2978	2.7663	3.54	5.51	0.999	0.999	24		50.00	2.00	10.00	20.00	80.00	120.0	160.0	196.0	0.50
Pentachloroethane	1	0	Avg	0.9881	1.0253	0.8888	0.9532	0.9802	1.0070	1.0153	1.0208	----	0.985	5.55	1.00	1.00	4.6	0.05	50.00	2.00	10.00	20.00	80.00	120.0	160.0	196.0	
bis(2-Chloroethyl)ether	1	0	Avg	2.9789	2.9800	2.8397	2.8206	2.8160	2.8761	2.8691	2.8819	3.3719	2.94	5.57	1.00	1.00	5.9	0.70	50.00	2.00	10.00	20.00	80.00	120.0	160.0	196.0	0.50
Phenol-d5	1	0	Avg	3.6284	3.3861	3.0786	3.4080	3.5692	3.6777	3.6617	3.6407	----	3.51	5.47	1.00	1.00	5.9		50.00	2.00	10.00	20.00	80.00	120.0	160.0	196.0	
Phenol	1	0	Avg	4.0600	3.9097	3.5414	3.8020	3.9860	4.0640	4.0593	4.0509	----	3.93	5.49	1.00	1.00	4.7	0.80	50.00	2.00	10.00	20.00	80.00	120.0	160.0	196.0	
2-Chlorophenol	1	0	Avg	3.0849	2.9800	2.7162	2.9371	3.0622	3.1703	3.2036	3.1815	----	3.04	5.61	1.00	1.00	5.3	0.80	50.00	2.00	10.00	20.00	80.00	120.0	160.0	196.0	
N-Decane	1	0	Avg	3.0782	3.2369	2.8945	2.9628	2.8850	2.8835	2.7798	2.7308	----	2.93	5.67	0.999	1.00	5.5	0.05	50.00	2.00	10.00	20.00	80.00	120.0	160.0	196.0	
1,3-Dichlorobenzene	1	0	Avg	3.4978	3.9647	3.3149	3.3863	3.4043	3.4769	3.4604	3.5018	----	3.50	5.81	1.00	1.00	5.7		50.00	2.00	10.00	20.00	80.00	120.0	160.0	196.0	
1,4-Dichlorobenzene	1	0	Avg	1.6562	1.9305	1.5971	1.6168	1.6362	1.6581	1.6039	1.6172	----	1.66	5.81	1.00	1.00	6.6		50.00	2.00	10.00	20.00	80.00	120.0	160.0	196.0	
1,2-Dichlorobenzene	1	0	Avg	1.5857	1.8019	1.5104	1.5269	1.5457	1.5876	1.5309	1.5389	----	1.58	5.93	1.00	1.00	6.0		50.00	2.00	10.00	20.00	80.00	120.0	160.0	196.0	
Benzyl alcohol	1	0	Avg	0.9767	0.9413	0.8359	0.9289	0.9793	0.9935	0.9828	0.9872	----	0.953	5.90	1.00	1.00	5.5		50.00	2.00	10.00	20.00	80.00	120.0	160.0	196.0	
bis(2-chloroisopropyl)e	1	0	Avg	1.8737	2.1406	1.7949	1.8149	1.7935	1.7787	1.7183	1.6938	----	1.83	6.02	0.999	1.00	7.6	0.01	50.00	2.00	10.00	20.00	80.00	120.0	160.0	196.0	
2-Methylphenol	1	0	Avg	1.3446	1.2983	1.2400	1.3071	1.3424	1.3762	1.3443	1.3392	1.3879	1.33	6.00	1.00	1.00	3.3	0.70	50.00	2.00	10.00	20.00	80.00	120.0	160.0	196.0	0.50
Acetophenone	1	0	Avg	1.9717	2.0197	1.8529	1.8996	1.8539	1.7826	1.6172	1.5087	----	1.81	6.12	0.991	0.999	9.6	0.01	50.00	2.00	10.00	20.00	80.00	120.0	160.0	196.0	
Hexachloroethane	1	0	Avg	0.5950	0.6202	0.5410	0.5731	0.5902	0.6039	0.5876	0.5850	----	0.587	6.21	1.00	1.00	4.0	0.30	50.00	2.00	10.00	20.00	80.00	120.0	160.0	196.0	
N-Nitroso-di-n-propyla	1	0	Avg	0.9980	1.0048	0.9201	0.9725	0.9420	0.9012	0.8236	0.7771	0.9358	0.920	6.12	0.992	1.00	8.3	0.50	50.00	2.00	10.00	20.00	80.00	120.0	160.0	196.0	0.50
3&4-Methylphenol	1	0	Avg	1.4304	1.3949	1.2861	1.3580	1.3680	1.3135	1.1797	1.0989	1.3528	1.31	6.12	0.987	1.00	8.2		50.00	2.00	10.00	20.00	80.00	120.0	160.0	196.0	0.50
Nitrobenzene-d5	1	0	Avg	0.1602	0.1419	0.1341	0.1443	0.1701	0.1764	0.1786	0.1773	----	0.160	6.24	0.999	1.00	11		25.00	1.00	5.00	10.00	40.00	60.00	80.00	98.00	
Nitrobenzene	1	0	Avg	0.3487	0.3137	0.3125	0.3283	0.3476	0.3522	0.3473	0.3371	----	0.336	6.26	0.999	1.00	4.8	0.20	50.00	2.00	10.00	20.00	80.00	120.0	160.0	196.0	
Isophorone	1	0	Avg	0.6554	0.6054	0.5750	0.6050	0.6386	0.6392	0.6360	0.6307	----	0.623	6.44	1.00	1.00	4.2	0.40	50.00	2.00	10.00	20.00	80.00	120.0	160.0	196.0	
2-Nitrophenol	1	0	Avg	0.1752	0.1139	0.1311	0.1567	0.1893	0.1992	0.2000	0.1997	----	0.171	6.50	0.997	0.999	20	0.10	50.00	2.00	10.00	20.00	80.00	120.0	160.0	196.0	
2,4-Dimethylphenol	1	0	Avg	0.3576	0.3229	0.3239	0.3381	0.3516	0.3479	0.3479	0.3460	0.3304	0.341	6.53	1.00	1.00	3.7	0.20	50.00	2.00	10.00	20.00	80.00	120.0	160.0	196.0	0.50
Benzoic Acid	1	0	Qua	0.2376	----	0.0698	0.1557	0.2951	0.3191	0.3368	0.3439	----	0.251	6.60	0.996	0.999	41		50.00		10.00	20.00	80.00	120.0	160.0	196.0	
bis(2-Chloroethoxy)me	1	0	Avg	0.4472	0.4438	0.4076	0.4196	0.4316	0.4240	0.4175	0.4142	----	0.426	6.60	0.999	1.00	3.3	0.30	50.00	2.00	10.00	20.00	80.00	120.0	160.0	196.0	
2,4-Dichlorophenol	1	0	Avg	0.3221	0.2525	0.2674	0.2920	0.3239	0.3305	0.3281	0.3289	0.2307	0.297	6.69	0.999	0.999	13	0.20	50.00	2.00	10.00	20.00	80.00	120.0	160.0	196.0	0.50
1,2,4-Trichlorobenzen	1	0	Avg	0.3458	0.3691	0.3203	0.3212	0.3432	0.3465	0.3456	0.3426	----	0.342	6.75	1.00	1.00	4.5		50.00	2.00	10.00	20.00	80.00	120.0	160.0	196.0	
Naphthalene	1	0	Avg	1.1796	1.3398	1.1050	1.1138	1.1426	1.1083	1.0742	1.0449	1.5521	1.18	6.82	0.998	1.00	14	0.70	50.00	2.00	10.00	20.00	80.00	120.0	160.0	196.0	0.50
4-Chloroaniline	1	0	Qua	0.4039	0.2906	0.2495	0.2792	0.3746	0.3426	0.2954	0.2622	0.2949	0.310	6.85	0.964	0.998	17	0.01	50.00	2.00	10.00	20.00	80.00	120.0	160.0	196.0	0.50
Hexachlorobutadiene	1	0	Avg	0.1866	0.1973	0.1690	0.1727	0.1886	0.1913	0.1928	0.1899	----	0.186	6.91	1.00	1.00	5.3	0.01	50.00	2.00	10.00	20.00	80.00	120.0	160.0	196.0	
Caprolactam	1	0	Qua	0.1198	0.0716	0.0864	0.1033	0.1250	0.1262	0.1337	0.1367	----	0.113	7.12	0.998	1.00	21	0.01	50.00	2.00	10.00	20.00	80.00	120.0	160.0	196.0	
4-Chloro-3-methylphe	1	0	Avg	0.3011	0.2452	0.2542	0.2746	0.3007	0.3056	0.3053	0.3024	----	0.286	7.21	1.00	1.00	8.6	0.20	50.00	2.00	10.00	20.00	80.00	120.0	160.0	196.0	
2-Methylnaphthalene	1	0	Avg	0.7924	0.8365	0.7462	0.7712	0.7754	0.7605	0.7301	0.7114	----	0.766	7.35	0.998	1.00	5.1	0.40	50.00	2.00	10.00	20.00	80.00	120.0	160.0	196.0	
1-Methylnaphthalene	1	0	Avg	0.7326	0.7769	0.6877	0.6992	0.7103	0.7078	0.6853	0.6664	----	0.708	7.43	0.999	1.00	4.8	0.40	50.00	2.00	10.00	20.00	80.00	120.0	160.0	196.0	
Methylnaphthalenes (	1	0	Avg	0.7662	0.8067	0.7166	0.7379	0.7484	0.7351	0.7087	0.6929	----	0.739	7.35	0.998	1.00	4.8		100.0	4.00	20.00	40.00	160.0	240.0	320.0	392.0	
1,1'-Biphenyl	1	0	Avg	0.9296	0.9872	0.8574	0.8909	0.9038	0.8890	0.8697	0.8348	----	0.895	7.72	0.998	1.00	5.3	0.01	50.00	2.00	10.00	20.00	80.00	120.0	160.0	196.0	
1,2,4,5-Tetrachloroben	1	0	Avg	0.6060	0.6481	0.5424	0.5536	0.5844	0.5952	0.5884	0.5889	----	0.588	7.48	1.00	1.00	5.5	0.01	50.00	2.00	10.00	20.00	80.00	120.0	160.0	196.0	

Flags
a - failed the min rf criteria
c - failed the minimum correlation coeff criteria(if applicable)

Note: Avg Rsd: 10.8
Corr 1 = Correlation Coefficient for linear Eq.
Corr 2 = Correlation Coefficient for quad Eq.
Fit = Indicates whether Avg RF, Linear, or Quadratic Curve was used for compound.

7062915 0479

Method: EPA 8270D

Form 6
Initial Calibration

Instrument: GCMS_10

Level #:	Data File:	Cal Identifier:	Analysis Date/Time	Level #:	Data File:	Cal Identifier:	Analysis Date/Time
1	10M63923.D	CAL BNA@50PPM	07/07/17 13:04	2	10M63921.D	CAL BNA@2PPM	07/07/17 12:20
3	10M63915.D	CAL BNA@10PPM	07/07/17 10:05	4	10M63920.D	CAL BNA@20PPM	07/07/17 11:57
5	10M63919.D	CAL BNA@80PPM	07/07/17 11:35	6	10M63918.D	CAL BNA@120PPM	07/07/17 11:13
7	10M63917.D	CAL BNA@160PPM	07/07/17 10:51	8	10M63916.D	CAL BNA@196PPM	07/07/17 10:28
9	10M63922.D	CAL BNA@.5PPM	07/07/17 12:42				

Compound	Col	Mr	Fit:	RF1	RF2	RF3	RF4	RF5	RF6	RF7	RF8	RF9	AvgRf	RT	Corr1	Corr2	%Rsd		Calibration Level Concentrations Lvl1	Lvl2	Lvl3	Lvl4	Lvl5	Lvl6	Lvl7	Lvl8	Lvl9
Hexachlorocyclopenta	1	0	Avg	0.3348	0.2296	0.2471	0.2852	0.3521	0.3660	0.3683	0.3678	----	0.319	7.48	0.998	0.999	18	0.05	50.00	2.00	10.00	20.00	80.00	120.0	160.0	196.0	
2,4,6-Trichlorophenol	1	0	Avg	0.4281	0.2788	0.2932	0.3526	0.3736	0.3897	0.3997	0.4158	----	0.366	7.57	0.997	0.998	15	0.20	50.00	2.00	10.00	20.00	80.00	120.0	160.0	196.0	
2,4,5-Trichlorophenol	1	0	Avg	0.3440	0.2892	0.3308	0.3417	0.3545	0.4122	0.4177	0.4259	----	0.365	7.60	0.994	0.999	13	0.20	50.00	2.00	10.00	20.00	80.00	120.0	160.0	196.0	
2-Fluorobiphenyl	1	0	Avg	1.4402	1.5500	1.2679	1.3423	1.3695	1.3819	1.3891	1.4116	----	1.39	7.64	1.00	1.00	5.8		25.00	1.00	5.00	10.00	40.00	60.00	80.00	98.00	
2-Chloronaphthalene	1	0	Avg	1.2041	1.2717	1.0871	1.1430	1.1601	1.1573	1.1686	1.1443	----	1.17	7.74	1.00	1.00	4.6	0.80	50.00	2.00	10.00	20.00	80.00	120.0	160.0	196.0	
1,4-Dimethylnaphthale	1	0	Avg	1.0228	1.0727	0.9233	0.9607	0.9819	0.9514	0.9131	0.8673	----	0.962	8.02	0.997	0.999	6.7		50.00	2.00	10.00	20.00	80.00	120.0	160.0	196.0	
Dimethylnaphthalenes	1	0	Avg	1.0228	1.0727	0.9233	0.9607	0.9819	0.9514	0.9131	0.8673	----	0.962	8.02	0.997	0.999	6.7		50.00	2.00	10.00	20.00	80.00	120.0	160.0	196.0	
Diphenyl Ether	1	0	Avg	0.8802	0.9129	0.7854	0.8368	0.8500	0.8675	0.8578	0.8505	----	0.855	7.80	1.00	1.00	4.3		50.00	2.00	10.00	20.00	80.00	120.0	160.0	196.0	
2-Nitroaniline	1	0	Avg	0.3643	0.2702	0.2895	0.3341	0.3544	0.3525	0.3477	0.3479	----	0.333	7.81	0.999	1.00	10	0.01	50.00	2.00	10.00	20.00	80.00	120.0	160.0	196.0	
Coumarin	1	0	Avg	0.5127	0.4742	0.4551	0.4745	0.4997	0.5114	0.5069	0.5016	----	0.492	8.00	1.00	1.00	4.3		50.00	2.00	10.00	20.00	80.00	120.0	160.0	196.0	
Acenaphthylene	1	0	Avg	1.9116	1.8210	1.7139	1.7792	1.8690	1.8396	1.7909	1.7904	----	1.81	8.10	0.999	1.00	3.3	0.90	50.00	2.00	10.00	20.00	80.00	120.0	160.0	196.0	
Dimethylphthalate	1	0	Avg	1.3206	1.3242	1.1894	1.2502	1.3109	1.3215	1.3003	1.2929	----	1.29	7.96	1.00	1.00	3.6	0.01	50.00	2.00	10.00	20.00	80.00	120.0	160.0	196.0	
2,6-Dinitrotoluene	1	0	Avg	0.3023	0.1755	0.2318	0.2641	0.3031	0.3042	0.2896	0.2777	----	0.269	8.02	0.998	0.999	17	0.20 a	50.00	2.00	10.00	20.00	80.00	120.0	160.0	196.0	
Acenaphthene	1	0	Avg	1.2192	1.3596	1.0909	1.1310	1.1739	1.1431	1.1139	1.0775	----	1.16	8.25	0.998	1.00	7.8	0.90	50.00	2.00	10.00	20.00	80.00	120.0	160.0	196.0	
3-Nitroaniline	1	0	Qua	0.3124	0.1897	0.2219	0.2640	0.3018	0.2754	0.2562	0.2404	----	0.258	8.16	0.987	0.999	16	0.01	50.00	2.00	10.00	20.00	80.00	120.0	160.0	196.0	
2,4-Dinitrophenol	1	0	Qua	0.0889	----	0.0173	0.0490	0.1172	0.1331	0.1411	0.1430	----	0.0986	8.25	0.993	0.998	50	0.01	50.00		10.00	20.00	80.00	120.0	160.0	196.0	
Dibenzofuran	1	0	Avg	1.7608	1.9223	1.6330	1.6664	1.7138	1.6968	1.6665	1.6709	2.2294	1.77	8.40	1.00	1.00	11	0.80	50.00	2.00	10.00	20.00	80.00	120.0	160.0	196.0	0.50
2,4-Dinitrotoluene	1	0	Qua	0.3723	0.1934	0.2645	0.3198	0.3824	0.3953	0.4007	0.4109	----	0.342	8.37	0.998	0.999	23	0.20 a	50.00	2.00	10.00	20.00	80.00	120.0	160.0	196.0	
4-Nitrophenol	1	0	Qua	0.2270	0.0967	0.1245	0.1756	0.2362	0.2333	0.2303	0.2336	----	0.195	8.28	0.999	0.999	29	0.01	50.00	2.00	10.00	20.00	80.00	120.0	160.0	196.0	
2,3,4,6-Tetrachlorophe	1	0	Avg	0.3493	0.2247	0.2649	0.3084	0.3610	0.3644	0.3676	0.3751	----	0.327	8.50	0.999	0.999	17	0.01	50.00	2.00	10.00	20.00	80.00	120.0	160.0	196.0	
Fluorene	1	0	Avg	1.4693	1.4758	1.2904	1.3568	1.4096	1.3595	1.3024	1.2787	----	1.37	8.72	0.998	1.00	5.7	0.90	50.00	2.00	10.00	20.00	80.00	120.0	160.0	196.0	
4-Chlorophenyl-phenyl	1	0	Avg	0.6923	0.6905	0.5999	0.6279	0.6773	0.6846	0.6671	0.6706	----	0.664	8.71	1.00	1.00	5.0	0.40	50.00	2.00	10.00	20.00	80.00	120.0	160.0	196.0	
Diethylphthalate	1	0	Avg	1.2639	1.2477	1.1111	1.1877	1.2651	1.2580	1.2610	1.2693	----	1.23	8.59	1.00	1.00	4.5	0.01	50.00	2.00	10.00	20.00	80.00	120.0	160.0	196.0	
4-Nitroaniline	1	0	Qua	0.3943	0.2293	0.2791	0.3360	0.3980	0.3880	0.3831	0.3862	----	0.349	8.72	0.999	0.999	18	0.01	50.00	2.00	10.00	20.00	80.00	120.0	160.0	196.0	
Atrazine	1	0	Avg	0.3463	0.2663	0.2648	0.3098	0.3591	0.3669	0.3646	0.3737	----	0.331	9.34	1.00	1.00	14	0.01	50.00	2.00	10.00	20.00	80.00	120.0	160.0	196.0	
4,6-Dinitro-2-methylph	1	0	Qua	0.0882	----	0.0309	0.0547	0.1013	0.1163	0.1215	0.1253	----	0.0912	8.75	0.995	0.999	39	0.01	50.00		10.00	20.00	80.00	120.0	160.0	196.0	
n-Nitrosodiphenylamin	1	0	Avg	0.7152	0.6394	0.6050	0.6409	0.6860	0.7095	0.6882	0.6752	----	0.670	8.82	0.999	0.999	5.7	0.01	50.00	2.00	10.00	20.00	80.00	120.0	160.0	196.0	
2,4,6-Tribromophenol	1	0	Qua	0.1041	0.0552	0.0701	0.0843	0.1086	0.1210	0.1218	0.1260	----	0.0989	8.95	0.994	0.999	27		50.00	2.00	10.00	20.00	80.00	120.0	160.0	196.0	
1,2-Diphenylhydrazine	1	0	Avg	0.7806	0.6919	0.6550	0.7057	0.7292	0.7474	0.7244	0.7743	----	0.726	8.87	0.999	0.999	5.8		50.00	2.00	10.00	20.00	80.00	120.0	160.0	196.0	
4-Bromophenyl-phenyl	1	0	Avg	0.2326	0.2125	0.1915	0.2060	0.2293	0.2427	0.2407	0.2458	----	0.225	9.19	0.999	1.00	8.7	0.10	50.00	2.00	10.00	20.00	80.00	120.0	160.0	196.0	
Hexachlorobenzene	1	0	Avg	0.2394	0.2408	0.2031	0.2167	0.2349	0.2537	0.2562	0.2541	----	0.237	9.27	0.993	0.998	8.0	0.10	50.00	2.00	10.00	20.00	80.00	120.0	160.0	196.0	
N-Octadecane	1	0	Avg	0.4722	0.3696	0.3837	0.4252	0.4347	0.4332	0.4122	0.3874	----	0.415	9.54	0.994	0.999	8.1	0.05	50.00	2.00	10.00	20.00	80.00	120.0	160.0	196.0	
Pentachlorophenol	1	0	Qua	0.1306	----	0.0622	0.0918	0.1420	0.1570	0.1613	0.1652	----	0.130	9.46	0.998	1.00	30	0.05	50.00		10.00	20.00	80.00	120.0	160.0	196.0	
Phenanthrene	1	0	Avg	1.1974	1.3261	1.0745	1.1057	1.1299	1.1456	1.1106	1.1059	----	1.15	9.69	0.999	1.00	7.0	0.70	50.00	2.00	10.00	20.00	80.00	120.0	160.0	196.0	
Anthracene	1	0	Avg	1.2303	1.2168	1.0719	1.1197	1.1758	1.1955	1.1568	1.1304	----	1.16	9.74	0.999	1.00	4.6	0.70	50.00	2.00	10.00	20.00	80.00	120.0	160.0	196.0	
Carbazole	1	0	Avg	1.1414	1.0673	0.9568	1.0251	1.0911	1.1197	1.0774	1.0643	----	1.07	9.91	0.999	1.00	5.4	0.01	50.00	2.00	10.00	20.00	80.00	120.0	160.0	196.0	
Di-n-butylphthalate	1	0	Qua	1.2381	0.8520	0.9049	1.0472	1.2289	1.2776	1.2471	1.2253	0.7323	1.08	10.30	0.998	0.998	19	0.01	50.00	2.00	10.00	20.00	80.00	120.0	160.0	196.0	0.50
Fluoranthene	1	0	Avg	1.2552	1.0728	1.0235	1.1148	1.2120	1.2646	1.1851	1.1915	----	1.16	11.01	0.998	0.999	7.4	0.60	50.00	2.00	10.00	20.00	80.00	120.0	160.0	196.0	
Pyrene	1	0	Avg	1.2470	1.1763	1.0799	1.1577	1.1883	1.1931	1.1874	1.1527	----	1.17	11.27	0.999	1.00	4.0	0.60	50.00	2.00	10.00	20.00	80.00	120.0	160.0	196.0	
Benzidine	1	0	Qua	0.5047	0.1020	0.1423	0.2381	0.4947	0.4786	0.4380	0.3939	----	0.349	11.16	0.978	0.997	47		50.00	2.00	10.00	20.00	80.00	120.0	160.0	196.0	
Terphenyl-d14	1	0	Avg	0.6059	0.5744	0.5098	0.5562	0.5980	0.6082	0.6339	0.6535	----	0.593	11.46	0.998	1.00	7.6		25.00	1.00	5.00	10.00	40.00	60.00	80.00	96.00	

Flags
a - failed the min rf criteria
c - failed the minimum correlation coeff criteria(if applicable)

Note: Avg Rsd: 10.8
Corr 1 = Correlation Coefficient for linear Eq.
Corr 2 = Correlation Coefficient for quad Eq.
Fit = Indicates whether Avg RF, Linear, or Quadratic Curve was used for compound.

7062915 0480

Method: EPA 8270D

Form 6
Initial Calibration

Instrument: GCMS_10

Level #:	Data File:	Cal Identifier:	Analysis Date/Time	Level #:	Data File:	Cal Identifier:	Analysis Date/Time
1	10M63923.D	CAL BNA@50PPM	07/07/17 13:04	2	10M63921.D	CAL BNA@2PPM	07/07/17 12:20
3	10M63915.D	CAL BNA@10PPM	07/07/17 10:05	4	10M63920.D	CAL BNA@20PPM	07/07/17 11:57
5	10M63919.D	CAL BNA@80PPM	07/07/17 11:35	6	10M63918.D	CAL BNA@120PPM	07/07/17 11:13
7	10M63917.D	CAL BNA@160PPM	07/07/17 10:51	8	10M63916.D	CAL BNA@196PPM	07/07/17 10:28
9	10M63922.D	CAL BNA@.5PPM	07/07/17 12:42				

Compound	Col	Mr	Fit:	RF1	RF2	RF3	RF4	RF5	RF6	RF7	RF8	RF9	AvgRf	RT	Corr1	Corr2	%Rsd		Calibration Level Concentrations Lvl1	Lvl2	Lvl3	Lvl4	Lvl5	Lvl6	Lvl7	Lvl8	Lvl9
4,4'-DDE	1	0	Avg	0.2366	0.2140	0.1927	0.2118	0.2340	0.2458	0.2553	0.2527	----	0.230	11.40	0.999	1.00	9.6		50.00	2.00	10.00	20.00	80.00	120.0	160.0	196.0	
4,4'-DDD	1	0	Avg	0.4367	0.3352	0.3361	0.3814	0.4446	0.4576	0.4629	0.4695	----	0.416	11.79	0.998	0.999	14		50.00	2.00	10.00	20.00	80.00	120.0	160.0	196.0	
Butylbenzylphthalate	1	0	Qua	0.4939	0.2701	0.3331	0.4124	0.4967	0.5082	0.5229	0.5225	----	0.445	12.05	1.00	1.00	22	0.01	50.00	2.00	10.00	20.00	80.00	120.0	160.0	196.0	
4,4'-DDT	1	0	Qua	0.3678	0.1966	0.2534	0.2967	0.3751	0.3904	0.3968	0.3890	----	0.333	12.15	0.998	0.999	23		50.00	2.00	10.00	20.00	80.00	120.0	160.0	196.0	
3,3'-Dichlorobenzidine	1	0	Qua	0.2808	0.1583	0.1824	0.2089	0.2804	0.2798	0.2773	0.2589	----	0.241	12.66	0.996	0.999	21	0.01	50.00	2.00	10.00	20.00	80.00	120.0	160.0	196.0	
Benzo[a]anthracene	1	0	Avg	1.1317	1.1029	0.9946	1.0558	1.1092	1.1123	1.1167	1.1005	----	1.09	12.69	1.00	1.00	4.1	0.80	50.00	2.00	10.00	20.00	80.00	120.0	160.0	196.0	
Chrysene	1	0	Avg	1.0443	1.1626	0.9762	0.9719	1.0529	1.0350	1.0476	1.0084	----	1.04	12.73	0.999	0.999	5.8	0.70	50.00	2.00	10.00	20.00	80.00	120.0	160.0	196.0	
bis(2-Ethylhexyl)phthal	1	0	Qua	0.6858	0.3697	0.4797	0.5848	0.7111	0.7008	0.6930	0.6637	----	0.611	12.75	0.998	0.998	20	0.01	50.00	2.00	10.00	20.00	80.00	120.0	160.0	196.0	
Di-n-octylphthalate	1	0	Qua	1.2775	0.6081	0.8052	1.0472	1.2972	1.3415	1.3428	1.3143	----	1.13	13.49	0.998	0.998	25	0.01	50.00	2.00	10.00	20.00	80.00	120.0	160.0	196.0	
Benzo[b]fluoranthene	1	0	Avg	1.2027	1.2091	0.9705	1.1416	1.2406	1.2078	1.1811	1.2195	----	1.17	13.90	0.999	0.999	7.4	0.70	50.00	2.00	10.00	20.00	80.00	120.0	160.0	196.0	
Benzo[k]fluoranthene	1	0	Avg	1.2274	1.1894	1.0702	1.1479	1.2515	1.2091	1.1657	1.2102	----	1.18	13.93	0.999	0.999	4.8	0.70	50.00	2.00	10.00	20.00	80.00	120.0	160.0	196.0	
Benzo[a]pyrene	1	0	Avg	1.1637	1.0019	0.9004	1.0121	1.1523	1.1843	1.1908	1.1940	----	1.10	14.25	1.00	1.00	10	0.70	50.00	2.00	10.00	20.00	80.00	120.0	160.0	196.0	
Indeno[1,2,3-cd]pyren	1	0	Avg	1.3634	1.2428	1.0910	1.1836	1.3535	1.3935	1.4275	1.4342	----	1.31	15.59	0.998	0.999	9.5	0.50	50.00	2.00	10.00	20.00	80.00	120.0	160.0	196.0	
Dibenzo[a,h]anthracen	1	0	Avg	1.1715	1.0284	0.9203	1.0020	1.1599	1.1933	1.2294	1.2266	----	1.12	15.61	1.00	1.00	10	0.40	50.00	2.00	10.00	20.00	80.00	120.0	160.0	196.0	
Benzo[g,h,i]perylene	1	0	Avg	1.1398	1.1161	0.9542	1.0115	1.1380	1.1739	1.2029	1.1911	----	1.12	15.95	1.00	1.00	7.9	0.50	50.00	2.00	10.00	20.00	80.00	120.0	160.0	196.0	

Flags
a - failed the min rf criteria
c - failed the minimum correlation coeff criteria(if applicable)

Note: Avg Rsd: 10.8
Corr 1 = Correlation Coefficient for linear Eq.
Corr 2 = Correlation Coefficient for quad Eq.
Fit = Indicates whether Avg RF, Linear, or Quadratic Curve was used for compound.

Form7

Continuing Calibration

Calibration Name: CAL BNA@50PPM **Data File:** 10M64020.D **Instrument:** GCMS 10

Cont Calibration Date/Time 7/17/2017 8:49:00 A Method: EPA 8270D

TxtCompd:	Col#	Multi Num	Type	RT	Conc	Conc Exp	Lo Lim	MIN RF	Initial RF	RF	%Diff	Flag
1,4-Dioxane-d8(INT)	1	0	I	2.51	40.00	40	**			0.000	0.00	
1,4-Dioxane	1	0		2.55	41.20	50	**		1.253	1.033	17.60	
Pyridine	1	0		3.01	50.18	50	**		2.930	2.940	0.36	
N-Nitrosodimethylamine	1	0		2.93	52.01	50	**		1.603	1.667	4.02	
2-Fluorophenol	1	0	S	4.57	46.65	50	**		2.624	2.448	6.69	
Benzaldehyde	1	0		5.39	41.97	50	20	0.01	1.614	1.355	16.07	
Aniline	1	0		5.49	52.36	50	**		3.538	4.294	4.72	
Pentachloroethane	1	0		5.53	46.59	50	**	0.05	0.985	0.918	6.81	
bis(2-Chloroethyl)ether	1	0		5.55	47.27	50	20	0.7	2.937	2.777	5.45	
Phenol-d5	1	0	S	5.45	48.18	50	**		3.506	3.379	3.63	
Phenol	1	0		5.47	50.16	50	20	0.8	3.934	3.947	0.32	
2-Chlorophenol	1	0		5.59	47.73	50	20	0.8	3.042	2.904	4.54	
N-Decane	1	0		5.65	50.02	50	**	0.05	2.931	2.933	0.04	
1,3-Dichlorobenzene	1	0		5.72	44.81	50	**		3.501	3.138	10.38	
1,4-Dichlorobenzene-d4	1	0	I	5.77	40.00	40	**			0.000	0.00	
1,4-Dichlorobenzene	1	0		5.79	45.07	50	20		1.665	1.500	9.86	
1,2-Dichlorobenzene	1	0		5.91	45.84	50	**		1.579	1.447	8.32	
Benzyl alcohol	1	0		5.88	48.44	50	**		0.953	0.923	3.12	
bis(2-chloroisopropyl)ether	1	0		6.00	49.84	50	20	0.01	1.826	1.820	0.33	
2-Methylphenol	1	0		5.97	48.39	50	20	0.7	1.331	1.288	3.22	
Acetophenone	1	0		6.10	50.58	50	20	0.01	1.813	1.834	1.16	
Hexachloroethane	1	0		6.19	45.89	50	20	0.3	0.587	0.539	8.22	
N-Nitroso-di-n-propylamine	1	0		6.10	53.32	50	20	0.5	0.920	0.981	6.65	
3&4-Methylphenol	1	0		6.10	52.58	50	20		1.309	1.377	5.16	
Naphthalene-d8	1	0	I	6.78	40.00	40	**			0.000	0.00	
Nitrobenzene-d5	1	0	S	6.22	22.48	25	**		0.160	0.144	10.08	
Nitrobenzene	1	0		6.24	47.83	50	20	0.2	0.336	0.321	4.34	
Isophorone	1	0		6.42	49.74	50	20	0.4	0.623	0.620	0.51	
2-Nitrophenol	1	0		6.48	49.26	50	20	0.1	0.171	0.156	1.48	
2,4-Dimethylphenol	1	0		6.51	48.22	50	20	0.2	0.341	0.329	3.57	
Benzoic Acid	1	0		6.58	43.80	50	**		0.251	0.207	12.40	
bis(2-Chloroethoxy)methane	1	0		6.58	47.68	50	20	0.3	0.426	0.406	4.64	
2,4-Dichlorophenol	1	0		6.67	49.08	50	20	0.2	0.297	0.292	1.85	
1,2,4-Trichlorobenzene	1	0		6.73	44.29	50	**		0.342	0.303	11.43	
Naphthalene	1	0		6.80	43.37	50	20	0.7	1.185	1.027	13.27	
4-Chloroaniline	1	0		6.83	53.05	50	20	0.01	0.310	0.419	6.10	
Hexachlorobutadiene	1	0		6.89	44.14	50	20	0.01	0.186	0.164	11.73	
Caprolactam	1	0		7.10	50.02	50	20	0.01	0.113	0.119	0.04	
4-Chloro-3-methylphenol	1	0		7.19	50.79	50	20	0.2	0.286	0.291	1.57	
2-Methylnaphthalene	1	0		7.33	47.60	50	**	0.4	0.766	0.729	4.80	
1-Methylnaphthalene	1	0		7.41	47.08	50	**	0.4	0.708	0.667	5.84	
Methylnaphthalenes	1	0		7.33	95.19	100	**			0.704	4.81	
1,1'-Biphenyl	1	0		7.70	48.07	50	20	0.01	0.895	0.861	3.86	
Acenaphthene-d10	1	0	I	8.19	40.00	40	**			0.000	0.00	
1,2,4,5-Tetrachlorobenzene	1	0		7.46	45.89	50	20	0.01	0.588	0.540	8.21	
Hexachlorocyclopentadiene	1	0		7.46	42.08	50	20	0.05	0.319	0.268	15.84	
2,4,6-Trichlorophenol	1	0		7.55	46.88	50	20	0.2	0.366	0.344	6.25	
2,4,5-Trichlorophenol	1	0		7.58	41.79	50	20	0.2	0.365	0.305	16.42	
2-Fluorobiphenyl	1	0	S	7.62	22.51	25	**		1.394	1.255	9.96	
2-Chloronaphthalene	1	0		7.72	47.01	50	20	0.8	1.167	1.097	5.97	
1,4-Dimethylnaphthalene	1	0		8.00	49.00	50	**		0.962	0.942	2.01	
Dimethylnaphthalenes	1	0		8.00	49.00	50	20			0.942	2.01	

S-Surrogate Compound I-Internal Standard Compound

N/O or N/Q - Not applicable for this run C1-Compound %Diff exceeds limits ** - No limit specified in method

Note: 8260/8270 limits are compared against the %DIFF/R.F. 625 limits are compared against the %DIFF.

624 limits are compared against the concentration found. 524.2 limits are compared against the %DIFF

Form7

Continuing Calibration

Calibration Name: CAL BNA@50PPM **Data File:** 10M64020.D **Instrument:** GCMS 10

Cont Calibration Date/Time 7/17/2017 8:49:00 A Method: EPA 8270D

TxtCompd:	Col#	Multi Num	Type	RT	Conc	Conc Exp	Lo Lim	MIN RF	Initial RF	RF	%Diff	Flag
Diphenyl Ether	1	0		7.78	46.85	50	**		0.855	0.801	6.31	
2-Nitroaniline	1	0		7.79	51.97	50	20	0.01	0.333	0.346	3.94	
Coumarin	1	0		7.97	48.66		**		0.492			
Acenaphthylene	1	0		8.08	48.56	50	20	0.9	1.814	1.762	2.87	
Dimethylphthalate	1	0		7.94	46.93	50	20	0.01	1.289	1.210	6.14	
2,6-Dinitrotoluene	1	0		7.99	49.68	50	20	0.2	0.269	0.267	0.63	
Acenaphthene	1	0		8.23	46.97	50	20	0.9	1.164	1.093	6.06	
3-Nitroaniline	1	0		8.14	51.28	50	20	0.01	0.258	0.315	2.56	
2,4-Dinitrophenol	1	0		8.23	41.16	50	20	0.01	0.099	0.073	17.68	
Dibenzofuran	1	0		8.38	44.80	50	20	0.8	1.773	1.589	10.40	
2,4-Dinitrotoluene	1	0		8.34	50.11	50	20	0.2	0.342	0.317	0.22	
4-Nitrophenol	1	0		8.26	51.87	50	20	0.01	0.195	0.222	3.73	
2,3,4,6-Tetrachlorophenol	1	0		8.48	48.22	50	20	0.01	0.327	0.315	3.57	
Fluorene	1	0		8.70	48.75	50	20	0.9	1.368	1.334	2.49	
4-Chlorophenyl-phenylether	1	0		8.69	46.73	50	20	0.4	0.664	0.620	6.53	
Diethylphthalate	1	0		8.57	48.46	50	20	0.01	1.233	1.195	3.08	
4-Nitroaniline	1	0		8.70	48.78	50	20	0.01	0.349	0.366	2.45	
Atrazine	1	0		9.32	50.01	50	20	0.01	0.331	0.332	0.02	
Phenanthrene-d10	1	0	I	9.64	40.00	40	**			0.000	0.00	
4,6-Dinitro-2-methylphenol	1	0		8.73	50.22	50	20	0.01	0.091	0.073	0.44	
n-Nitrosodiphenylamine	1	0		8.80	47.27	50	20	0.01	0.670	0.633	5.45	
2,4,6-Tribromophenol	1	0	S	8.93	45.03	50	**		0.099	0.090	9.94	
1,2-Diphenylhydrazine	1	0		8.84	48.25	50	**		0.726	0.701	3.50	
4-Bromophenyl-phenylether	1	0		9.17	45.02	50	20	0.1	0.225	0.203	9.97	
Hexachlorobenzene	1	0		9.24	45.14	50	20	0.1	0.237	0.214	9.73	
N-Octadecane	1	0		9.51	52.59	50	**	0.05	0.415	0.436	5.19	
Pentachlorophenol	1	0		9.43	49.09	50	20	0.05	0.130	0.124	1.82	
Phenanthrene	1	0		9.66	46.54	50	20	0.7	1.150	1.070	6.93	
Anthracene	1	0		9.72	47.22	50	20	0.7	1.162	1.098	5.56	
Carbazole	1	0		9.88	48.74	50	20	0.01	1.068	1.041	2.52	
Di-n-butylphthalate	1	0		10.27	48.31	50	20	0.01	1.084	1.150	3.39	
Fluoranthene	1	0		10.99	49.76	50	20	0.6	1.165	1.159	0.48	
Chrysene-d12	1	0	I	12.67	40.00	40	**			0.000	0.00	
Pyrene	1	0		11.25	47.04	50	20	0.6	1.173	1.104	5.91	
Benzidine	1	0		11.14	51.20	50	**		0.349	0.524	2.41	
Terphenyl-d14	1	0	S	11.43	22.45	25	**		0.593	0.532	10.22	
4,4'-DDE	1	0		11.37	44.17		**		0.230			
4,4'-DDD	1	0		11.77	45.93		**		0.416			
Butylbenzylphthalate	1	0		12.02	46.64	50	20	0.01	0.445	0.456	6.71	
4,4'-DDT	1	0		12.12	45.60		**		0.333			
3,3'-Dichlorobenzidine	1	0		12.63	62.65	50	20	0.01	0.241	0.357	25.29	C1
Benzo[a]anthracene	1	0		12.66	47.56	50	20	0.8	1.091	1.037	4.88	
Chrysene	1	0		12.70	46.72	50	20	0.7	1.037	0.969	6.55	
bis(2-Ethylhexyl)phthalate	1	0		12.72	47.88	50	20	0.01	0.611	0.641	4.25	
Perylene-d12	1	0	I	14.27	40.00	40	**			0.000	0.00	
Di-n-octylphthalate	1	0		13.46	48.84	50	20	0.01	1.129	1.193	2.32	
Benzo[b]fluoranthene	1	0		13.87	45.24	50	20	0.7	1.172	1.060	9.52	
Benzo[k]fluoranthene	1	0		13.90	48.28	50	20	0.7	1.184	1.143	3.43	
Benzo[a]pyrene	1	0		14.21	48.24	50	20	0.7	1.100	1.061	3.52	
Indeno[1,2,3-cd]pyrene	1	0		15.54	46.82	50	20	0.5	1.311	1.228	6.36	
Dibenzo[a,h]anthracene	1	0		15.56	46.39	50	20	0.4	1.116	1.036	7.22	
Benzo[g,h,i]perylene	1	0		15.90	46.61	50	20	0.5	1.116	1.040	6.77	

S-Surrogate Compound I-Internal Standard Compound

N/O or N/Q - Not applicable for this run C1-Compound %Diff exceeds limits ** - No limit specified in method

Note: 8260/8270 limits are compared against the %DIFF/R.F. 625 limits are compared against the %DIFF.

624 limits are compared against the concentration found. 524.2 limits are compared against the %DIFF

Form7

Continuing Calibration

Calibration Name: CAL BNA@50PPM **Data File:** 10M64020.D **Instrument:** GCMS 10

Cont Calibration Date/Time 7/17/2017 8:49:00 A Method: EPA 8270D

TxtCompd:	Col#	Multi Num	Type	RT	Conc	Conc Exp	Lo Lim	MIN RF	Initial RF	RF	%Diff	Flag
1,4-Dioxane-d8	1	100		0.00	0.00	40	**			0.000	100.00	
Toluene Diisocyanate	1	100		0.00	0.00	50	**			0.000	100.00	
2,2'-oxybis-(1-Chloropropane)	1	100		0.00	0.00	50	**			0.000	100.00	
1,4-Dioxane-d8-Surro	1	100		0.00	0.00	40	**			0.000	100.00	
2,4 Diaminotoluene	1	100		0.00	0.00	50	**			0.000	100.00	
Methylnaphthalenes (Total)	1	100		0.00	0.00	50	**		0.739	0.000	100.00	
Methoxychlor	1	100		0.00	0.00	10	**			0.000	100.00	
Heptachlor epoxide	1	100		0.00	0.00	10	**			0.000	100.00	
Heptachlor	1	100		0.00	0.00	10	**			0.000	100.00	
gamma-BHC	1	100		0.00	0.00	10	**			0.000	100.00	
Dimethylnaphthalenes (Total)	1	100		0.00	0.00	50	**		0.962	0.000	100.00	
Diaminotoluene Dihydrochloride	1	100		0.00	0.00	50	**			0.000	100.00	
4-Methylphenol	1	100		0.00	0.00	50	**	0.6		0.000	100.00	
Endrin	1	100		0.00	0.00	50	**			0.000	100.00	

S-Surrogate Compound
N/O or N/Q - Not applicable for this run

I-Internal Standard Compound
C1-Compound %Diff exceeds limits

** - No limit specified in method

Note: 8260/8270 limits are compared against the %DIFF/R.F.
624 limits are compared against the concentration found.
625 limits are compared against the %DIFF.
524.2 limits are compared against the %DIFF

Form7

Continuing Calibration

Calibration Name: CAL BNA@50PPM **Data File:** 7M85589.D **Instrument:** GCMS 7

Cont Calibration Date/Time 7/17/2017 8:57:00 A Method: EPA 8270D

TxtCompd:	Col#	Multi Num	Type	RT	Conc	Conc Exp	Lo Lim	MIN RF	Initial RF	RF	%Diff	Flag
1,4-Dioxane-d8(INT)	1	0	I	2.49	40.00	40	**			0.000	0.00	
1,4-Dioxane	1	0		2.52	47.61	50	**		1.162	0.987	4.78	
Pyridine	1	0		2.99	49.65	50	**		2.849	2.829	0.70	
N-Nitrosodimethylamine	1	0		2.91	49.54	50	**		1.652	1.637	0.92	
2-Fluorophenol	1	0	S	4.59	49.70	50	**		2.402	2.388	0.59	
Benzaldehyde	1	0		5.39	48.77	50	20	0.01	1.348	1.315	2.46	
Aniline	1	0		5.48	56.77	50	**		3.383	3.842	13.55	
Pentachloroethane	1	0		5.53	51.65	50	**	0.05	0.813	0.839	3.30	
bis(2-Chloroethyl)ether	1	0		5.54	49.11	50	20	0.7	2.640	2.489	1.77	
Phenol-d5	1	0	S	5.47	52.03	50	**		3.139	3.267	4.07	
Phenol	1	0		5.48	50.39	50	20	0.8	3.494	3.522	0.79	
2-Chlorophenol	1	0		5.59	50.98	50	20	0.8	2.654	2.706	1.97	
N-Decane	1	0		5.63	56.28	50	**	0.05	2.121	2.388	12.56	
1,3-Dichlorobenzene	1	0		5.72	49.03	50	**		2.824	2.769	1.93	
1,4-Dichlorobenzene-d4	1	0	I	5.77	40.00	40	**			0.000	0.00	
1,4-Dichlorobenzene	1	0		5.78	48.12	50	20		1.524	1.467	3.75	
1,2-Dichlorobenzene	1	0		5.91	48.09	50	**		1.433	1.378	3.82	
Benzyl alcohol	1	0		5.88	45.55	50	**		0.899	0.819	8.90	
bis(2-chloroisopropyl)ether	1	0		5.99	58.63	50	20	0.01	1.407	1.650	17.26	
2-Methylphenol	1	0		5.98	47.49	50	20	0.7	1.315	1.249	5.01	
Acetophenone	1	0		6.10	53.98	50	20	0.01	1.683	1.817	7.95	
Hexachloroethane	1	0		6.18	51.55	50	20	0.3	0.530	0.547	3.09	
N-Nitroso-di-n-propylamine	1	0		6.09	56.46	50	20	0.5	0.904	0.998	12.93	
3&4-Methylphenol	1	0		6.11	50.32	50	20		1.302	1.310	0.63	
Naphthalene-d8	1	0	I	6.79	40.00	40	**			0.000	0.00	
Nitrobenzene-d5	1	0	S	6.22	24.44	25	**		0.163	0.159	2.25	
Nitrobenzene	1	0		6.23	53.29	50	20	0.2	0.330	0.352	6.57	
Isophorone	1	0		6.42	53.22	50	20	0.4	0.607	0.646	6.44	
2-Nitrophenol	1	0		6.49	49.71	50	20	0.1	0.184	0.183	0.58	
2,4-Dimethylphenol	1	0		6.52	48.98	50	20	0.2	0.343	0.336	2.03	
Benzoic Acid	1	0		6.59	33.34	50	**		0.168	0.119	33.32	
bis(2-Chloroethoxy)methane	1	0		6.58	50.36	50	20	0.3	0.396	0.399	0.72	
2,4-Dichlorophenol	1	0		6.69	48.27	50	20	0.2	0.304	0.294	3.45	
1,2,4-Trichlorobenzene	1	0		6.74	48.37	50	**		0.321	0.311	3.26	
Naphthalene	1	0		6.80	48.44	50	20	0.7	1.104	1.011	3.11	
4-Chloroaniline	1	0		6.85	62.24	50	20	0.01	0.315	0.417	24.47	C1
Hexachlorobutadiene	1	0		6.90	47.90	50	20	0.01	0.173	0.166	4.20	
Caprolactam	1	0		7.12	54.96	50	20	0.01	0.116	0.128	9.92	
4-Chloro-3-methylphenol	1	0		7.23	51.26	50	20	0.2	0.287	0.294	2.52	
2-Methylnaphthalene	1	0		7.35	49.63	50	**	0.4	0.735	0.729	0.75	
1-Methylnaphthalene	1	0		7.43	49.59	50	**	0.4	0.681	0.675	0.82	
Methylnaphthalenes	1	0		7.35	99.14	100	**			0.702	0.86	
1,1'-Biphenyl	1	0		7.72	50.67	50	20	0.01	0.866	0.877	1.34	
Acenaphthene-d10	1	0	I	8.22	40.00	40	**			0.000	0.00	
1,2,4,5-Tetrachlorobenzene	1	0		7.48	51.25	50	20	0.01	0.523	0.536	2.49	
Hexachlorocyclopentadiene	1	0		0.00	0.00	50	20	0.05	0.223	0.001	100.00	C1
2,4,6-Trichlorophenol	1	0		7.58	48.14	50	20	0.2	0.358	0.345	3.73	
2,4,5-Trichlorophenol	1	0		7.62	50.97	50	20	0.2	0.371	0.378	1.94	
2-Fluorobiphenyl	1	0	S	7.64	24.57	25	**		1.291	1.268	1.74	
2-Chloronaphthalene	1	0		7.75	49.37	50	20	0.8	1.103	1.089	1.26	
1,4-Dimethylnaphthalene	1	0		8.03	52.16	50	**		0.886	0.924	4.32	
Dimethylnaphthalenes	1	0		8.03	52.16	50	20			0.924	4.32	

S-Surrogate Compound I-Internal Standard Compound

N/O or N/Q - Not applicable for this run C1-Compound %Diff exceeds limits ** - No limit specified in method

Note: 8260/8270 limits are compared against the %DIFF/R.F. 625 limits are compared against the %DIFF.

624 limits are compared against the concentration found. 524.2 limits are compared against the %DIFF

Form7

Continuing Calibration

Calibration Name: CAL BNA@50PPM **Data File:** 7M85589.D **Instrument:** GCMS 7

Cont Calibration Date/Time 7/17/2017 8:57:00 A Method: EPA 8270D

TxtCompd:	Col#	Multi Num	Type	RT	Conc	Conc Exp	Lo Lim	MIN RF	Initial RF	RF	%Diff	Flag
Diphenyl Ether	1	0		7.80	52.63	50	**		0.763	0.803	5.26	
2-Nitroaniline	1	0		7.82	63.86	50	20	0.01	0.322	0.411	27.72	C1
Coumarin	1	0		8.01	52.95		**		0.460			
Acenaphthylene	1	0		8.10	50.51	50	20	0.9	1.718	1.735	1.01	
Dimethylphthalate	1	0		7.97	51.91	50	20	0.01	1.236	1.283	3.82	
2,6-Dinitrotoluene	1	0		8.03	53.71	50	20	0.2	0.279	0.299	7.42	
Acenaphthene	1	0		8.26	50.59	50	20	0.9	1.085	1.098	1.19	
3-Nitroaniline	1	0		8.18	54.07	50	20	0.01	0.284	0.341	8.14	
2,4-Dinitrophenol	1	0		8.29	27.25	50	20	0.01	0.105	0.062	45.49	C1
Dibenzofuran	1	0		8.41	49.48	50	20	0.8	1.731	1.620	1.05	
2,4-Dinitrotoluene	1	0		8.39	54.27	50	20	0.2	0.371	0.402	8.54	
4-Nitrophenol	1	0		8.33	39.93	50	20	0.01	0.202	0.161	20.14	
2,3,4,6-Tetrachlorophenol	1	0		8.52	50.09	50	20	0.01	0.304	0.305	0.17	
Fluorene	1	0		8.73	51.83	50	20	0.9	1.293	1.340	3.67	
4-Chlorophenyl-phenylether	1	0		8.72	49.70	50	20	0.4	0.630	0.626	0.61	
Diethylphthalate	1	0		8.59	53.01	50	20	0.01	1.203	1.276	6.02	
4-Nitroaniline	1	0		8.74	55.23	50	20	0.01	0.333	0.367	10.45	
Atrazine	1	0		9.35	54.61	50	20	0.01	0.331	0.362	9.23	
Phenanthrene-d10	1	0	I	9.68	40.00	40	**			0.000	0.00	
4,6-Dinitro-2-methylphenol	1	0		8.79	41.24	50	20	0.01	0.100	0.078	17.52	
n-Nitrosodiphenylamine	1	0		8.83	49.50	50	20	0.01	0.621	0.615	1.01	
2,4,6-Tribromophenol	1	0	S	8.97	46.27	50	**		0.098	0.090	7.45	
1,2-Diphenylhydrazine	1	0		8.87	55.15	50	**		0.643	0.709	10.29	
4-Bromophenyl-phenylether	1	0		9.20	47.26	50	20	0.1	0.206	0.194	5.49	
Hexachlorobenzene	1	0		9.28	47.09	50	20	0.1	0.221	0.208	5.81	
N-Octadecane	1	0		9.53	59.76	50	**	0.05	0.333	0.398	19.51	
Pentachlorophenol	1	0		9.49	27.88	50	20	0.05	0.104	0.052	44.24	C1
Phenanthrene	1	0		9.70	49.24	50	20	0.7	1.059	1.043	1.52	
Anthracene	1	0		9.76	50.48	50	20	0.7	1.081	1.091	0.97	
Carbazole	1	0		9.92	50.71	50	20	0.01	0.996	1.010	1.42	
Di-n-butylphthalate	1	0		10.29	50.73	50	20	0.01	1.133	1.213	1.46	
Fluoranthene	1	0		11.03	52.99	50	20	0.6	1.168	1.238	5.99	
Chrysene-d12	1	0	I	12.73	40.00	40	**			0.000	0.00	
Pyrene	1	0		11.29	47.26	50	20	0.6	1.176	1.111	5.48	
Benzidine	1	0		11.17	64.49	50	**		0.334	0.512	28.98	
Terphenyl-d14	1	0	S	11.47	22.94	25	**		0.583	0.535	8.23	
4,4'-DDE	1	0		11.40	45.44		**		0.219			
4,4'-DDD	1	0		11.80	48.75		**		0.407			
Butylbenzylphthalate	1	0		12.05	54.34	50	20	0.01	0.466	0.506	8.68	
4,4'-DDT	1	0		12.16	48.78		**		0.325			
3,3'-Dichlorobenzidine	1	0		12.68	61.06	50	20	0.01	0.284	0.399	22.11	C1
Benzo[a]anthracene	1	0		12.71	51.59	50	20	0.8	1.052	1.085	3.19	
Chrysene	1	0		12.75	51.74	50	20	0.7	0.967	1.001	3.48	
bis(2-Ethylhexyl)phthalate	1	0		12.74	54.03	50	20	0.01	0.596	0.718	8.07	
Perylene-d12	1	0	I	14.40	40.00	40	**			0.000	0.00	
Di-n-octylphthalate	1	0		13.51	52.14	50	20	0.01	1.170	1.359	4.27	
Benzo[b]fluoranthene	1	0		13.97	52.27	50	20	0.7	1.114	1.164	4.55	
Benzo[k]fluoranthene	1	0		14.00	51.33	50	20	0.7	1.115	1.144	2.66	
Benzo[a]pyrene	1	0		14.34	52.27	50	20	0.7	1.057	1.105	4.54	
Indeno[1,2,3-cd]pyrene	1	0		15.73	53.05	50	20	0.5	1.195	1.268	6.10	
Dibenzo[a,h]anthracene	1	0		15.74	53.23	50	20	0.4	1.002	1.066	6.47	
Benzo[g,h,i]perylene	1	0		16.11	50.00	50	20	0.5	1.024	1.024	0.01	

S-Surrogate Compound I-Internal Standard Compound

N/O or N/Q - Not applicable for this run C1-Compound %Diff exceeds limits ** - No limit specified in method

Note: 8260/8270 limits are compared against the %DIFF/R.F. 625 limits are compared against the %DIFF.

624 limits are compared against the concentration found. 524.2 limits are compared against the %DIFF

Form7

Continuing Calibration

Calibration Name: CAL BNA@50PPM **Data File:** 7M85589.D **Instrument:** GCMS 7

Cont Calibration Date/Time 7/17/2017 8:57:00 A Method: EPA 8270D

TxtCompd:	Col#	Multi Num	Type	RT	Conc	Conc Exp	Lo Lim	MIN RF	Initial RF	RF	%Diff	Flag
1,4-Dioxane-d8	1	100		0.00	0.00	40	**			0.000	100.00	
Toluene Diisocyanate	1	100		0.00	0.00	50	**			0.000	100.00	
2,2'-oxybis-(1-Chloropropane)	1	100		0.00	0.00	50	**			0.000	100.00	
1,4-Dioxane-d8-Surro	1	100		0.00	0.00	40	**			0.000	100.00	
2,4 Diaminotoluene	1	100		0.00	0.00	50	**			0.000	100.00	
Methylnaphthalenes (Total)	1	100		0.00	0.00	50	**		0.708	0.000	100.00	
Methoxychlor	1	100		0.00	0.00	10	**			0.000	100.00	
Heptachlor epoxide	1	100		0.00	0.00	10	**			0.000	100.00	
Heptachlor	1	100		0.00	0.00	10	**			0.000	100.00	
gamma-BHC	1	100		0.00	0.00	10	**			0.000	100.00	
Dimethylnaphthalenes (Total)	1	100		0.00	0.00	50	**		0.886	0.000	100.00	
Diaminotoluene Dihydrochloride	1	100		0.00	0.00	50	**			0.000	100.00	
4-Methylphenol	1	100		0.00	0.00	50	**	0.6		0.000	100.00	
Endrin	1	100		0.00	0.00	50	**			0.000	100.00	

S-Surrogate Compound I-Internal Standard Compound

N/O or N/Q - Not applicable for this run C1-Compound %Diff exceeds limits ** - No limit specified in method

Note: 8260/8270 limits are compared against the %DIFF/R.F. 625 limits are compared against the %DIFF.

624 limits are compared against the concentration found. 524.2 limits are compared against the %DIFF

Form7

Continuing Calibration

Calibration Name: CAL BNA@50PPM **Data File:** 7M85611.D **Instrument:** GCMS 7

Cont Calibration Date/Time 7/18/2017 9:38:00 A Method: EPA 8270D

TxtCompd:	Col#	Multi Num	Type	RT	Conc	Conc Exp	Lo Lim	MIN RF	Initial RF	RF	%Diff	Flag
1,4-Dioxane-d8(INT)	1	0	I	2.48	40.00	40	**			0.000	0.00	
1,4-Dioxane	1	0		2.51	48.32	50	**		1.162	1.002	3.35	
Pyridine	1	0		2.98	48.17	50	**		2.849	2.745	3.66	
N-Nitrosodimethylamine	1	0		2.90	51.96	50	**		1.652	1.717	3.92	
2-Fluorophenol	1	0	S	4.58	51.28	50	**		2.402	2.464	2.56	
Benzaldehyde	1	0		5.39	50.79	50	20	0.01	1.348	1.369	1.57	
Aniline	1	0		5.48	59.90	50	**		3.383	4.053	19.80	
Pentachloroethane	1	0		5.53	52.76	50	**	0.05	0.813	0.857	5.52	
bis(2-Chloroethyl)ether	1	0		5.54	51.56	50	20	0.7	2.640	2.608	3.13	
Phenol-d5	1	0	S	5.47	52.32	50	**		3.139	3.285	4.64	
Phenol	1	0		5.48	55.33	50	20	0.8	3.494	3.867	10.67	
2-Chlorophenol	1	0		5.59	52.81	50	20	0.8	2.654	2.803	5.62	
N-Decane	1	0		5.63	56.98	50	**	0.05	2.121	2.417	13.95	
1,3-Dichlorobenzene	1	0		5.72	49.71	50	**		2.824	2.808	0.58	
1,4-Dichlorobenzene-d4	1	0	I	5.77	40.00	40	**			0.000	0.00	
1,4-Dichlorobenzene	1	0		5.78	47.58	50	20		1.524	1.450	4.84	
1,2-Dichlorobenzene	1	0		5.91	48.26	50	**		1.433	1.383	3.49	
Benzyl alcohol	1	0		5.88	45.40	50	**		0.899	0.817	9.19	
bis(2-chloroisopropyl)ether	1	0		6.00	59.55	50	20	0.01	1.407	1.676	19.11	
2-Methylphenol	1	0		5.99	50.90	50	20	0.7	1.315	1.339	1.81	
Acetophenone	1	0		6.10	55.87	50	20	0.01	1.683	1.881	11.74	
Hexachloroethane	1	0		6.18	50.03	50	20	0.3	0.530	0.531	0.06	
N-Nitroso-di-n-propylamine	1	0		6.10	57.46	50	20	0.5	0.904	1.015	14.92	
3&4-Methylphenol	1	0		6.11	50.46	50	20		1.302	1.314	0.91	
Naphthalene-d8	1	0	I	6.80	40.00	40	**			0.000	0.00	
Nitrobenzene-d5	1	0	S	6.22	23.75	25	**		0.163	0.155	5.01	
Nitrobenzene	1	0		6.24	51.66	50	20	0.2	0.330	0.341	3.33	
Isophorone	1	0		6.43	53.16	50	20	0.4	0.607	0.645	6.32	
2-Nitrophenol	1	0		6.49	49.68	50	20	0.1	0.184	0.183	0.65	
2,4-Dimethylphenol	1	0		6.53	48.24	50	20	0.2	0.343	0.331	3.52	
Benzoic Acid	1	0		6.61	26.01	50	**		0.168	0.091	47.97	
bis(2-Chloroethoxy)methane	1	0		6.60	50.05	50	20	0.3	0.396	0.396	0.10	
2,4-Dichlorophenol	1	0		6.69	48.05	50	20	0.2	0.304	0.292	3.89	
1,2,4-Trichlorobenzene	1	0		6.76	46.33	50	**		0.321	0.298	7.33	
Naphthalene	1	0		6.82	46.53	50	20	0.7	1.104	0.972	6.95	
4-Chloroaniline	1	0		6.86	60.60	50	20	0.01	0.315	0.408	21.19	C1
Hexachlorobutadiene	1	0		6.91	47.32	50	20	0.01	0.173	0.164	5.35	
Caprolactam	1	0		7.13	54.76	50	20	0.01	0.116	0.128	9.52	
4-Chloro-3-methylphenol	1	0		7.24	51.32	50	20	0.2	0.287	0.294	2.65	
2-Methylnaphthalene	1	0		7.37	48.51	50	**	0.4	0.735	0.713	2.97	
1-Methylnaphthalene	1	0		7.45	47.95	50	**	0.4	0.681	0.653	4.10	
Methylnaphthalenes	1	0		7.37	96.55	100	**			0.683	3.45	
1,1'-Biphenyl	1	0		7.74	49.90	50	20	0.01	0.866	0.864	0.21	
Acenaphthene-d10	1	0	I	8.25	40.00	40	**			0.000	0.00	
1,2,4,5-Tetrachlorobenzene	1	0		7.51	49.93	50	20	0.01	0.523	0.522	0.15	
Hexachlorocyclopentadiene	1	0		0.00	0.00	50	20	0.05	0.223	0.000	100.00	C1
2,4,6-Trichlorophenol	1	0		7.60	48.80	50	20	0.2	0.358	0.349	2.39	
2,4,5-Trichlorophenol	1	0		7.64	48.33	50	20	0.2	0.371	0.358	3.33	
2-Fluorobiphenyl	1	0	S	7.66	23.94	25	**		1.291	1.236	4.26	
2-Chloronaphthalene	1	0		7.77	47.80	50	20	0.8	1.103	1.054	4.40	
1,4-Dimethylnaphthalene	1	0		8.05	50.03	50	**		0.886	0.887	0.06	
Dimethylnaphthalenes	1	0		8.05	50.03	50	20			0.887	0.06	

S-Surrogate Compound I-Internal Standard Compound

N/O or N/Q - Not applicable for this run C1-Compound %Diff exceeds limits ** - No limit specified in method

Note: 8260/8270 limits are compared against the %DIFF/R.F. 625 limits are compared against the %DIFF.

624 limits are compared against the concentration found. 524.2 limits are compared against the %DIFF

Form7

Continuing Calibration

Calibration Name: CAL BNA@50PPM **Data File:** 7M85611.D **Instrument:** GCMS 7

Cont Calibration Date/Time 7/18/2017 9:38:00 A Method: EPA 8270D

TxtCompd:	Col#	Multi Num	Type	RT	Conc	Conc Exp	Lo Lim	MIN RF	Initial RF	RF	%Diff	Flag
Diphenyl Ether	1	0		7.83	51.52	50	**		0.763	0.786	3.03	
2-Nitroaniline	1	0		7.85	61.86	50	20	0.01	0.322	0.399	23.71	C1
Coumarin	1	0		8.04	50.40		**		0.460			
Acenaphthylene	1	0		8.13	48.40	50	20	0.9	1.718	1.663	3.21	
Dimethylphthalate	1	0		7.99	50.47	50	20	0.01	1.236	1.248	0.95	
2,6-Dinitrotoluene	1	0		8.05	52.23	50	20	0.2	0.279	0.291	4.46	
Acenaphthene	1	0		8.28	48.16	50	20	0.9	1.085	1.045	3.68	
3-Nitroaniline	1	0		8.20	51.66	50	20	0.01	0.284	0.326	3.33	
2,4-Dinitrophenol	1	0		8.32	23.62	50	20	0.01	0.105	0.053	52.76	C1
Dibenzofuran	1	0		8.43	47.43	50	20	0.8	1.731	1.554	5.15	
2,4-Dinitrotoluene	1	0		8.42	51.98	50	20	0.2	0.371	0.385	3.95	
4-Nitrophenol	1	0		8.36	41.05	50	20	0.01	0.202	0.166	17.91	
2,3,4,6-Tetrachlorophenol	1	0		8.55	47.68	50	20	0.01	0.304	0.290	4.65	
Fluorene	1	0		8.75	49.91	50	20	0.9	1.293	1.291	0.18	
4-Chlorophenyl-phenylether	1	0		8.74	48.37	50	20	0.4	0.630	0.610	3.27	
Diethylphthalate	1	0		8.62	51.93	50	20	0.01	1.203	1.250	3.86	
4-Nitroaniline	1	0		8.76	53.20	50	20	0.01	0.333	0.354	6.39	
Atrazine	1	0		9.37	52.15	50	20	0.01	0.331	0.345	4.30	
Phenanthrene-d10	1	0	I	9.70	40.00	40	**			0.000	0.00	
4,6-Dinitro-2-methylphenol	1	0		8.81	40.46	50	20	0.01	0.100	0.077	19.07	
n-Nitrosodiphenylamine	1	0		8.85	49.34	50	20	0.01	0.621	0.613	1.31	
2,4,6-Tribromophenol	1	0	S	8.99	47.34	50	**		0.098	0.092	5.31	
1,2-Diphenylhydrazine	1	0		8.89	54.20	50	**		0.643	0.697	8.41	
4-Bromophenyl-phenylether	1	0		9.22	46.97	50	20	0.1	0.206	0.193	6.06	
Hexachlorobenzene	1	0		9.30	45.33	50	20	0.1	0.221	0.200	9.35	
N-Octadecane	1	0		9.55	59.69	50	**	0.05	0.333	0.398	19.37	
Pentachlorophenol	1	0		9.51	27.98	50	20	0.05	0.104	0.053	44.03	C1
Phenanthrene	1	0		9.72	47.94	50	20	0.7	1.059	1.015	4.12	
Anthracene	1	0		9.78	49.33	50	20	0.7	1.081	1.067	1.34	
Carbazole	1	0		9.94	49.56	50	20	0.01	0.996	0.987	0.89	
Di-n-butylphthalate	1	0		10.31	49.85	50	20	0.01	1.133	1.193	0.30	
Fluoranthene	1	0		11.04	49.89	50	20	0.6	1.168	1.165	0.22	
Chrysene-d12	1	0	I	12.74	40.00	40	**			0.000	0.00	
Pyrene	1	0		11.30	48.55	50	20	0.6	1.176	1.142	2.90	
Benzidine	1	0		11.18	63.03	50	**		0.334	0.497	26.05	
Terphenyl-d14	1	0	S	11.47	23.48	25	**		0.583	0.548	6.09	
4,4'-DDE	1	0		11.41	47.56		**		0.219			
4,4'-DDD	1	0		11.81	49.37		**		0.407			
Butylbenzylphthalate	1	0		12.05	55.03	50	20	0.01	0.466	0.512	10.07	
4,4'-DDT	1	0		12.17	46.65		**		0.325			
3,3'-Dichlorobenzidine	1	0		12.70	58.69	50	20	0.01	0.284	0.385	17.39	
Benzo[a]anthracene	1	0		12.73	50.01	50	20	0.8	1.052	1.052	0.01	
Chrysene	1	0		12.78	49.57	50	20	0.7	0.967	0.959	0.86	
bis(2-Ethylhexyl)phthalate	1	0		12.77	54.20	50	20	0.01	0.596	0.720	8.39	
Perylene-d12	1	0	I	14.47	40.00	40	**			0.000	0.00	
Di-n-octylphthalate	1	0		13.55	53.60	50	20	0.01	1.170	1.397	7.21	
Benzo[b]fluoranthene	1	0		14.03	49.84	50	20	0.7	1.114	1.110	0.32	
Benzo[k]fluoranthene	1	0		14.06	46.74	50	20	0.7	1.115	1.042	6.53	
Benzo[a]pyrene	1	0		14.41	51.14	50	20	0.7	1.057	1.081	2.28	
Indeno[1,2,3-cd]pyrene	1	0		15.81	48.95	50	20	0.5	1.195	1.170	2.10	
Dibenzo[a,h]anthracene	1	0		15.82	49.20	50	20	0.4	1.002	0.986	1.60	
Benzo[g,h,i]perylene	1	0		16.19	47.10	50	20	0.5	1.024	0.964	5.80	

S-Surrogate Compound I-Internal Standard Compound

N/O or N/Q - Not applicable for this run C1-Compound %Diff exceeds limits ** - No limit specified in method

Note: 8260/8270 limits are compared against the %DIFF/R.F. 625 limits are compared against the %DIFF.

624 limits are compared against the concentration found. 524.2 limits are compared against the %DIFF

Form7

Continuing Calibration

Calibration Name: CAL BNA@50PPM **Data File:** 7M85611.D **Instrument:** GCMS 7

Cont Calibration Date/Time 7/18/2017 9:38:00 A Method: EPA 8270D

TxtCompd:	Col#	Multi Num	Type	RT	Conc	Conc Exp	Lo Lim	MIN RF	Initial RF	RF	%Diff	Flag
1,4-Dioxane-d8	1	100		0.00	0.00	40	**			0.000	100.00	
Toluene Diisocyanate	1	100		0.00	0.00	50	**			0.000	100.00	
2,2'-oxybis-(1-Chloropropane)	1	100		0.00	0.00	50	**			0.000	100.00	
1,4-Dioxane-d8-Surro	1	100		0.00	0.00	40	**			0.000	100.00	
2,4 Diaminotoluene	1	100		0.00	0.00	50	**			0.000	100.00	
Methylnaphthalenes (Total)	1	100		0.00	0.00	50	**		0.708	0.000	100.00	
Methoxychlor	1	100		0.00	0.00	10	**			0.000	100.00	
Heptachlor epoxide	1	100		0.00	0.00	10	**			0.000	100.00	
Heptachlor	1	100		0.00	0.00	10	**			0.000	100.00	
gamma-BHC	1	100		0.00	0.00	10	**			0.000	100.00	
Dimethylnaphthalenes (Total)	1	100		0.00	0.00	50	**		0.886	0.000	100.00	
Diaminotoluene Dihydrochloride	1	100		0.00	0.00	50	**			0.000	100.00	
4-Methylphenol	1	100		0.00	0.00	50	**	0.6		0.000	100.00	
Endrin	1	100		0.00	0.00	50	**			0.000	100.00	

S-Surrogate Compound I-Internal Standard Compound

N/O or N/Q - Not applicable for this run C1-Compound %Diff exceeds limits ** - No limit specified in method

Note: 8260/8270 limits are compared against the %DIFF/R.F. 625 limits are compared against the %DIFF.

624 limits are compared against the concentration found. 524.2 limits are compared against the %DIFF

7062915 0490

FORM8

Internal Standard Areas

Evaluation Std Data File: 7M84393.D Method: EPA 8270D

Analysis Date/Time: 06/05/17 10:41

Lab File ID: CAL BNA@50PPM

	I1		I2		I3		I4		I5		I6		I7	
	Area	RT	Area	RT	Area	RT	Area	RT	Area	RT	Area	RT	Area	RT
Eval File Area/RT:	63487	2.54	121136	5.80	474585	6.82	290547	8.25	543793	9.70	569210	12.74	461323	14.39
Eval File Area Limit:	31744-126974		60568-242272		237292-949170		145274-581094		271896-1087586		284605-1138420		230662-922646	
Eval File Rt Limit:	2.04-3.04		5.3-6.3		6.32-7.32		7.75-8.75		9.2-10.2		12.24-13.24		13.89-14.89	

Data File	Sample														
7M84393.D	CAL BNA@50PPM	63487	2.54	121136	5.80	474585	6.82	290547	8.25	543793	9.70	569210	12.74	461323	14.39
7M84394.D	CAL BNA@10PPM	63323	2.53	120957	5.80	484187	6.81	293484	8.24	539009	9.70	559698	12.75	469994	14.42
7M84395.D	CAL BNA@196PPM	63677	2.53	117111	5.80	460224	6.82	287617	8.26	526452	9.71	519348	12.75	448273	14.41
7M84396.D	CAL BNA@160PPM	78405	2.53	147173	5.80	584418	6.82	363200	8.26	653713	9.71	639007	12.75	552157	14.41
7M84397.D	CAL BNA@120PPM	64036	2.53	119715	5.80	476313	6.81	293682	8.24	533176	9.70	534335	12.75	447635	14.41
7M84398.D	CAL BNA@80PPM	63095	2.53	118831	5.80	463340	6.81	284414	8.24	525895	9.70	544220	12.75	461657	14.41
7M84399.D	CAL BNA@20PPM	63070	2.53	121363	5.80	482389	6.82	295470	8.26	554883	9.71	589097	12.74	498191	14.39
7M84400.D	CAL BNA@2PPM	56614	2.54	106268	5.80	420313	6.82	257629	8.25	468591	9.70	487010	12.74	409266	14.39
7M84401.D	CAL BNA@.5PPM	57007	2.54	112235	5.80	441747	6.82	274078	8.25	509500	9.70	526372	12.74	429285	14.40
7M84402.D	ICV BNA@50PPM	58764	2.53	112118	5.80	431119	6.81	261664	8.24	478407	9.70	519443	12.74	431812	14.40

I1 =	1,4-Dioxane-d8(INT)	I4 =	Acenaphthene-d10	I7 =	Perylene-d12
I2 =	1,4-Dichlorobenzene-d4	I5 =	Phenanthrene-d10		
I3 =	Naphthalene-d8	I6 =	Chrysene-d12		

625/8270 Internal Standard concentration = 40 mg/L (in final extract)
624/8260 Internal Standard concentration = 30ug/L
524 Internal Standard concentration =5ug/L

Internal Standard Areas

Upper Limit = + 100% of internal standard area from daily cal or mid pt.

Lower Limit = - 50% of internal standard area from daily cal or mid pt.

Flags:

A - Indicates the compound failed the internal standard area criteria

R - Indicates the compound failed the internal standard retention time criteria.

Retention Times: Limit = within +/- 0.5 min of internal standard retention time from the daily cal or mid pt.

7062915 0491

FORM8

Internal Standard Areas

Evaluation Std Data File: 10M63923.D Method: EPA 8270D

Analysis Date/Time: 07/07/17 13:04

Lab File ID: CAL BNA@50PPM

	I1		I2		I3		I4		I5		I6		I7	
	Area	RT	Area	RT	Area	RT	Area	RT	Area	RT	Area	RT	Area	RT
Eval File Area/RT:	43750	2.55	92395	5.79	359672	6.80	209746	8.22	360315	9.66	385806	12.70	328290	14.31
Eval File Area Limit:	21875-87500		46198-184790		179836-719344		104873-419492		180158-720630		192903-771612		164145-656580	
Eval File Rt Limit:	2.05-3.05		5.29-6.29		6.3-7.3		7.72-8.72		9.16-10.16		12.2-13.2		13.81-14.81	

Data File	Sample														
10M63915.D	CAL BNA@10PPM	43620	2.55	90532	5.79	351528	6.80	208973	8.21	365134	9.66	374990	12.70	323273	14.30
10M63916.D	CAL BNA@196PPM	41603	2.55	90084	5.79	349965	6.80	204739	8.22	350742	9.67	375189	12.71	339206	14.31
10M63917.D	CAL BNA@160PPM	43315	2.55	93452	5.79	360247	6.80	213913	8.22	360177	9.67	378419	12.71	334640	14.31
10M63918.D	CAL BNA@120PPM	42979	2.55	90125	5.79	354590	6.80	211460	8.22	354482	9.67	391053	12.71	339068	14.31
10M63919.D	CAL BNA@80PPM	44142	2.55	91843	5.79	358125	6.80	213410	8.22	375699	9.66	401414	12.70	349067	14.31
10M63920.D	CAL BNA@20PPM	44172	2.55	92514	5.79	363054	6.80	214064	8.21	379791	9.66	396557	12.70	333785	14.30
10M63921.D	CAL BNA@2PPM	44765	2.55	91933	5.79	358282	6.80	208202	8.21	366862	9.66	373295	12.70	322571	14.30
10M63922.D	CAL BNA@.5PPM	43986	2.55	88821	5.79	340440	6.80	197756	8.21	346631	9.66	340306	12.70	299540	14.30
10M63923.D	CAL BNA@50PPM	43750	2.55	92395	5.79	359672	6.80	209746	8.22	360315	9.66	385806	12.70	328290	14.31
10M63924.D	ICV BNA@50PPM	46445	2.55	97519	5.79	380104	6.80	220041	8.22	371513	9.66	388334	12.70	338589	14.31
10M63925.D	SMB60368(MS)	71000	2.56	142400	5.79	503418	6.80	268319	8.22	388110	9.66	286702	12.70	248918	14.30
10M63926.D	SMB60368	60270	2.56	117949	5.79	425285	6.80	224337	8.21	336777	9.66	226892	12.70	184951	14.30
10M63927.D	OMB60369	42783	2.55	85334	5.79	324221	6.80	181437	8.21	321701	9.66	317639	12.70	264697	14.30
10M63928.D	OMB60369(MS)	47842	2.55	98309	5.79	367488	6.80	215248	8.22	372308	9.66	376993	12.70	318791	14.31
10M63929.D	WMB60370(MS)	45388	2.55	93534	5.79	363853	6.80	206284	8.22	355173	9.66	366075	12.70	318538	14.31
10M63930.D	WMB60370	45797	2.55	92527	5.79	353880	6.80	196480	8.21	340030	9.66	326456	12.70	282555	14.30

I1 =	1,4-Dioxane-d8(INT)	I4 =	Acenaphthene-d10	I7 =	Perylene-d12	625/8270 Internal Standard concentration = 40 mg/L (in final extract)
I2 =	1,4-Dichlorobenzene-d4	I5 =	Phenanthrene-d10			624/8260 Internal Standard concentration = 30ug/L
I3 =	Naphthalene-d8	I6 =	Chrysene-d12			524 Internal Standard concentration =5ug/L

Internal Standard Areas

Upper Limit = + 100% of internal standard area from daily cal or mid pt.

Lower Limit = - 50% of internal standard area from daily cal or mid pt.

Flags:

A - Indicates the compound failed the internal standard area criteria

R - Indicates the compound failed the internal standard retention time criteria.

Retention Times: Limit = within +/- 0.5 min of internal standard retention time from the daily cal or mid pt.

7062915 0492

FORM8

Internal Standard Areas

Evaluation Std Data File: 7M85589.D Method: EPA 8270D

Analysis Date/Time: 07/17/17 08:57

Lab File ID: CAL BNA@50PPM

	I1		I2		I3		I4		I5		I6		I7	
	Area	RT	Area	RT	Area	RT	Area	RT	Area	RT	Area	RT	Area	RT
Eval File Area/RT:	40146	2.49	77851	5.77	305656	6.79	184165	8.22	352097	9.68	404270	12.73	368527	14.40
Eval File Area Limit:	20073-80292		38926-155702		152828-611312		92082-368330		176048-704194		202135-808540		184264-737054	
Eval File Rt Limit:	1.99-2.99		5.27-6.27		6.29-7.29		7.72-8.72		9.18-10.18		12.23-13.23		13.9-14.9	

Data File	Sample														
7M85590.D	AC98947-005	34144	2.48	68573	5.77	262078	6.80	159355	8.26	292536	9.70	307972	12.74	217009	14.49
7M85591.D	AC98989-006(5X)	41003	2.48	85056	5.77	323655	6.84	206927	8.36	385395	9.83	426429	12.88	365960	14.65
7M85592.D	SMB60423	31775	2.48	63490	5.77	253356	6.80	154229	8.25	280818	9.69	287732	12.73	249376	14.44
7M85593.D	AC98928-004(3X)	47065	2.48	86827	5.77	332633	6.80	207270	8.25	370701	9.69	336706	12.75	290577	14.50
7M85594.D	AC98964-001(5X)	38377	2.49	76688	5.77	306947	6.79	192016	8.23	347862	9.68	308341	12.73	276967	14.41
7M85595.D	MBS438	38907	2.48	73955	5.77	292023	6.83	178079	8.35	336344	9.79	339404	12.83	293010	14.61
7M85596.D	WMB60438	37952	2.49	73222	5.77	294212	6.80	186986	8.26	347084	9.70	312775	12.74	267129	14.46
7M85597.D	SMB60446	40145	2.47	80393	5.77	310921	6.83	186966	8.35	325785	9.81	298953	12.84	255086	14.60
7M85598.D	AC98936-002(3X)(R)	36008	2.49	71932	5.77	302464	6.79	185441	8.24	335857	9.68	301084	12.76	276835	14.49
7M85599.D	AC98936-002(5X)(R)	45130	2.48	82476	5.77	311895	6.79	193382	8.22	348363	9.68	327635	12.72	303333	14.37
7M85600.D	AC98931-001	38080	2.48	76736	5.77	305142	6.79	185647	8.22	328738	9.68	299979	12.73	275839	14.41
7M85601.D	AC98931-001(MS)	31112	2.48	67376	5.77	273573	6.78	172195	8.20	323444	9.66	296844	12.72	257411	14.35
7M85602.D	AC98931-001(MSD)	31008	2.48	65188	5.77	263969	6.78	162831	8.20	301839	9.66	276414	12.72	233935	14.34
7M85603.D	AC98931-002	34069	2.48	70851	5.77	293325	6.78	178981	8.19	330283	9.66	287089	12.72	250990	14.34
7M85604.D	AC98931-003	32676	2.48	71205	5.77	288895	6.78	181777	8.20	331986	9.66	300237	12.72	257255	14.34
7M85605.D	AC98931-004	35012	2.48	74503	5.77	297794	6.77	184976	8.19	335266	9.66	293803	12.72	254764	14.34
7M85606.D	AC98931-005	28590	2.48	62169	5.77	257831	6.77	160420	8.19	299023	9.66	264033	12.72	227642	14.34
7M85607.D	AC98931-007	29522	2.48	67352	5.77	271079	6.77	179354	8.20	313956	9.66	274183	12.71	232444	14.34
7M85608.D	AC98887-038(R)	36917	2.48	75847	5.77	292079	6.77	175849	8.19	299290	9.66	279805	12.72	259434	14.34
7M85609.D	AC98887-042(R)	35366	2.49	72212	5.77	292087	6.77	175590	8.19	309312	9.66	293159	12.72	270302	14.35

I1 =	1,4-Dioxane-d8(INT)	I4 =	Acenaphthene-d10	I7 =	Perylene-d12	625/8270 Internal Standard concentration = 40 mg/L (in final extract)
I2 =	1,4-Dichlorobenzene-d4	I5 =	Phenanthrene-d10			624/8260 Internal Standard concentration = 30ug/L
I3 =	Naphthalene-d8	I6 =	Chrysene-d12			524 Internal Standard concentration =5ug/L

Internal Standard Areas

Upper Limit = + 100% of internal standard area from daily cal or mid pt.

Lower Limit = - 50% of internal standard area from daily cal or mid pt.

Flags:

A - Indicates the compound failed the internal standard area criteria

R - Indicates the compound failed the internal standard retention time criteria.

Retention Times: Limit = within +/- 0.5 min of internal standard retention time from the daily cal or mid pt.

7062915 0493

FORM8

Internal Standard Areas

Evaluation Std Data File: 10M64020.D Method: EPA 8270D

Analysis Date/Time: 07/17/17 08:49

Lab File ID: CAL BNA@50PPM

	I1		I2		I3		I4		I5		I6		I7	
	Area	RT	Area	RT	Area	RT	Area	RT	Area	RT	Area	RT	Area	RT
Eval File Area/RT:	44154	2.51	93432	5.77	370250	6.78	219897	8.19	391736	9.64	432241	12.67	375375	14.27
Eval File Area Limit:	22077-88308		46716-186864		185125-740500		109948-439794		195868-783472		216120-864482		187688-750750	
Eval File Rt Limit:	2.01-3.01		5.27-6.27		6.28-7.28		7.69-8.69		9.14-10.14		12.17-13.17		13.77-14.77	

Data File	Sample														
10M64021.D	SOIL MDL-1	63222	2.53	124887	5.77	453996	6.78	249675	8.19	406145	9.64	311957	12.66	223703	14.27
10M64022.D	SOIL MDL-2	64402	2.53	125696	5.78	457671	6.78	250587	8.19	404331	9.64	322398	12.67	228924	14.27
10M64023.D	SOIL MDL-3	65458	2.54	129958	5.78	476186	6.78	258870	8.19	422876	9.64	325152	12.67	217880	14.27
10M64024.D	SOIL MDL-4	57679	2.53	114211	5.78	422670	6.78	232327	8.19	373857	9.64	290718	12.66	203500	14.27
10M64025.D	SOIL MDL-5	53597	2.53	104263	5.78	385800	6.78	211338	8.19	350235	9.64	291010	12.66	216753	14.27
10M64026.D	SOIL MDL-6	58344	2.53	115254	5.78	422163	6.78	231270	8.19	374101	9.64	290903	12.67	206454	14.27
10M64027.D	SOIL MDL-7	61020	2.53	121973	5.78	449401	6.78	243621	8.19	394080	9.64	303756	12.67	208500	14.27
10M64028.D	SOIL MDL-8	56271	2.53	112219	5.78	413264	6.78	226139	8.19	358912	9.64	287667	12.67	200701	14.27
10M64029.D	SOIL MDL-9	75491	2.53	151264	5.78	553522	6.78	301131	8.19	480003	9.64	367200	12.67	250627	14.27
10M64030.D	SOIL MDL-VERI	49150	2.53	96104	5.78	359302	6.78	195121	8.19	330329	9.64	274380	12.67	199195	14.27
10M64031.D	SOIL MDL-1	53341	2.53	106043	5.78	388314	6.78	213382	8.19	354559	9.64	291516	12.66	204461	14.27
10M64032.D	SOIL MDL-2	64380	2.53	129382	5.78	485512	6.78	263465	8.19	425755	9.64	320292	12.67	218693	14.27
10M64033.D	SOIL MDL-3	57882	2.53	116885	5.78	429905	6.78	234699	8.19	378570	9.64	291755	12.67	201601	14.27
10M64034.D	SOIL MDL-4	58504	2.53	116923	5.78	439135	6.78	236913	8.19	380430	9.64	288942	12.67	199055	14.27
10M64035.D	WMB60438	39720	2.51	78941	5.77	312037	6.78	178580	8.19	313944	9.64	317719	12.67	271537	14.27
10M64036.D	WMB60439	39754	2.52	80604	5.77	313852	6.78	183254	8.19	318428	9.64	338058	12.67	283304	14.27
10M64037.D	WMB60440	39250	2.52	76742	5.77	301582	6.78	176062	8.19	314608	9.64	343797	12.67	305441	14.27
10M64038.D	SMB60446(MS)	53393	2.53	105715	5.78	388411	6.78	215057	8.19	343732	9.64	287910	12.67	205171	14.27
10M64039.D	SMB60446	64076	2.53	128017	5.78	462625	6.78	260052	8.19	422475	9.64	333500	12.67	228732	14.27
10M64040.D	AC98973-001	37486	2.52	75010	5.78	295429	6.78	168994	8.19	295633	9.64	313203	12.67	267984	14.27
10M64041.D	AC98973-003	36429	2.52	72482	5.78	278122	6.78	156314	8.19	281455	9.64	293925	12.67	259196	14.27
10M64042.D	AC98959-001	40346	2.52	81934	5.78	315348	6.78	179971	8.19	319509	9.64	348518	12.67	317353	14.27
10M64043.D	AC98959-002	38101	2.52	73264	5.78	287125	6.78	163888	8.19	290499	9.64	333908	12.67	309158	14.27
10M64044.D	AC98988-001	38723	2.52	75957	5.78	298496	6.78	171093	8.19	308080	9.64	334306	12.67	293148	14.27
10M64045.D	AC98988-002	40929	2.52	83770	5.78	328388	6.78	197490	8.19	344324	9.64	379980	12.67	333472	14.27
10M64046.D	AC98988-003	39241	2.52	78322	5.77	308032	6.78	179815	8.19	320437	9.64	342584	12.67	298948	14.27

I1 =	1,4-Dioxane-d8(INT)	I4 =	Acenaphthene-d10	I7 =	Perylene-d12
I2 =	1,4-Dichlorobenzene-d4	I5 =	Phenanthrene-d10		
I3 =	Naphthalene-d8	I6 =	Chrysene-d12		

625/8270 Internal Standard concentration = 40 mg/L (in final extract)
624/8260 Internal Standard concentration = 30ug/L
524 Internal Standard concentration =5ug/L

Internal Standard Areas

Upper Limit = + 100% of internal standard area from daily cal or mid pt.

Lower Limit = - 50% of internal standard area from daily cal or mid pt.

Flags:

A - Indicates the compound failed the internal standard area criteria

R - Indicates the compound failed the internal standard retention time criteria.

Retention Times: Limit = within +/- 0.5 min of internal standard retention time from the daily cal or mid pt.

7062915 0494

FORM8

Internal Standard Areas

Evaluation Std Data File: 7M85611.D Method: EPA 8270D

Analysis Date/Time: 07/18/17 09:38

Lab File ID: CAL BNA@50PPM

	I1		I2		I3		I4		I5		I6		I7	
	Area	RT	Area	RT	Area	RT	Area	RT	Area	RT	Area	RT	Area	RT
Eval File Area/RT:	43869	2.48	87951	5.77	358250	6.80	219618	8.25	405949	9.70	428353	12.74	362818	14.47
Eval File Area Limit:	21934-87738		43976-175902		179125-716500		109809-439236		202974-811898		214176-856706		181409-725636	
Eval File Rt Limit:	1.98-2.98		5.27-6.27		6.3-7.3		7.75-8.75		9.2-10.2		12.24-13.24		13.97-14.97	

Data File	Sample														
7M85612.D	AC98737-004	38966	2.48	80632	5.77	313275	6.79	188900	8.23	326438	9.68	279242	12.73	247848	14.43
7M85613.D	AC98919-005(R)	40763	2.49	83610	5.77	334159	6.79	206869	8.21	357592	9.67	296938	12.72	271330	14.39
7M85614.D	AC98838-018(R)	39383	2.49	77773	5.77	303130	6.78	184533	8.21	307989	9.67	285417	12.72	273433	14.38
7M85615.D	AC98838-014(R)	31679	2.49	65670	5.77	277658	6.78	179428	8.20	310075	9.67	283916	12.72	260423	14.38
7M85616.D	TEST	46575	2.49	90153	5.77	376987	6.80	244776	8.24	467122	9.69	433179	12.75	357162	14.45
7M85617.D	WMB60440	41770	2.49	86857	5.77	359629	6.79	239216	8.22	454312	9.68	417890	12.73	380267	14.42
7M85618.D	AC98921-010(T)	44179	2.49	87112	5.77	358767	6.81	227538	8.27	409615	9.71	346546	12.74	308651	14.43
7M85619.D	AC98921-011(T)	44527	2.49	91012	5.77	366890	6.79	235528	8.22	438163	9.68	373395	12.72	317488	14.40
7M85620.D	SMB60449	36291	2.48	75895	5.77	298914	6.80	188938	8.26	340719	9.70	293372	12.74	240590	14.43
7M85621.D	AC98887-038(RR)	38241	2.49	75403	5.77	291827	6.79	183869	8.22	334088	9.68	279643	12.77	252368	14.53
7M85622.D	WMB60452	34363	2.48	70119	5.77	290744	6.81	188923	8.27	359358	9.71	330048	12.79	291777	14.53
7M85623.D	AC98997-001(10X)(T)	39909	2.49	79578	5.77	322462	6.79	211179	8.22	398147	9.68	331467	12.73	284022	14.43
7M85624.D	AC98998-003(5X)(T)	38922	2.50	68007	5.77	262772	6.78	285805	8.20	369562	9.66	372756	12.72	236030	14.35
7M85625.D	AC98990-001(5X)(T)	36713	2.49	80489	5.77	339001	6.78	214118	8.20	417158	9.66	434529	12.73	400023	14.37
7M85626.D	AC98990-001(5X)(T)(	38297	2.49	80900	5.77	336665	6.78	210534	8.21	414321	9.67	426348	12.73	359881	14.35
7M85627.D	AC98990-001(5X)(T)(	42003	2.49	84103	5.77	348386	6.78	214245	8.21	398383	9.67	380516	12.72	330532	14.36
7M85628.D	AC98998-002(5X)(T)	39578	2.49	82135	5.77	341606	6.78	217061	8.21	414763	9.67	371554	12.72	337612	14.36
7M85629.D	AC98997-002(5X)(T)	41941	2.49	79303	5.77	328480	6.78	216932	8.20	425211	9.66	381566	12.72	327066	14.34
7M85630.D	AC98998-001(5X)(T)	45452	2.49	86694	5.77	360497	6.78	233963	8.20	438903	9.67	361217	12.72	308559	14.35
7M85631.D	AC99001-001(3X)	39882	2.49	85955	5.77	358758	6.78	232488	8.19	414069	9.66	362808	12.72	323317	14.35

I1 =	1,4-Dioxane-d8(INT)	I4 =	Acenaphthene-d10	I7 =	Perylene-d12
I2 =	1,4-Dichlorobenzene-d4	I5 =	Phenanthrene-d10		
I3 =	Naphthalene-d8	I6 =	Chrysene-d12		

625/8270 Internal Standard concentration = 40 mg/L (in final extract)
624/8260 Internal Standard concentration = 30ug/L
524 Internal Standard concentration =5ug/L

Internal Standard Areas

Upper Limit = + 100% of internal standard area from daily cal or mid pt.

Lower Limit = - 50% of internal standard area from daily cal or mid pt.

Flags:

A - Indicates the compound failed the internal standard area criteria

R - Indicates the compound failed the internal standard retention time criteria.

Retention Times: Limit = within +/- 0.5 min of internal standard retention time from the daily cal or mid pt.

Appendix B

Metals Data
(Additional)

Form1
Inorganic Analysis Data Sheet

Sample ID:	AC98737-006	% Solid:	84	Lab Name:	Hampton-Clarke	Nras No:	
Client Id:	SB-14B	Units:	MG/KG	Lab Code:		Sdg No:	
Matrix:	SOIL	Date Rec:	6/30/2017	Contract:		Case No:	
Level:	LOW						

Cas No.	Analyte	RL	Conc	Dil Fact	Initial Wt/Vol	Final Wt/Vol	Analysis Date	Prep Batch	File:	Seq Num	M	Instr
7429-90-5	Aluminum	240	8900	1	0.5	50	07/17/17	60983	S21220A3	29	P	PEICP3A
7440-39-3	Barium	12	320	1	0.5	50	07/17/17	60983	S21220A3	29	P	PEICP3A
7440-70-2	Calcium	1200	21000	1	0.5	50	07/17/17	60983	S21220B3	23	P	PEICPRAD3A
7440-47-3	Chromium	6.0	36	1	0.5	50	07/17/17	60983	S21220A3	29	P	PEICP3A
7440-48-4	Cobalt	3.0	7.6	1	0.5	50	07/17/17	60983	S21220A3	29	P	PEICP3A
7440-50-8	Copper	6.0	4900	1	0.5	50	07/17/17	60983	S21220A3	29	P	PEICP3A
7439-89-6	Iron	240	16000	1	0.5	50	07/17/17	60983	S21220B3	23	P	PEICPRAD3A
7439-92-1	Lead	6.0	720	1	0.5	50	07/17/17	60983	S21220A3	29	P	PEICP3A
7439-95-4	Magnesium	600	4800	1	0.5	50	07/17/17	60983	S21220B3	23	P	PEICPRAD3A
7439-96-5	Manganese	12	300	1	0.5	50	07/17/17	60983	S21220A3	29	P	PEICP3A
7439-97-6	Mercury	0.099	3.0	1	0.15	25	07/18/17	60983	H21220S	27	CV	HGCV2A
7440-02-0	Nickel	6.0	20	1	0.5	50	07/17/17	60983	S21220A3	29	P	PEICP3A
7440-09-7	Potassium	600	890	1	0.5	50	07/17/17	60983	S21220B3	23	P	PEICPRAD3A
7440-23-5	Sodium	300	ND	1	0.5	50	07/17/17	60983	S21220B3	23	P	PEICPRAD3A
7440-62-2	Vanadium	12	39	1	0.5	50	07/17/17	60983	S21220A3	29	P	PEICP3A
7440-66-6	Zinc	12	580	1	0.5	50	07/17/17	60983	S21220A3	29	P	PEICP3A

Comments: _____

Flag Codes:

U or ND - Indicates Compound was not found above the detection/reporting limit
P - ICP-AES
CV -ColdVapor
MS - ICP-MS

Form1
Inorganic Analysis Data Sheet

Sample ID:	AC98737-006	% Solid:	84	Lab Name:	Hampton-Clarke	Nras No:	
Client Id:	SB-14B	Units:	MG/KG	Lab Code:		Sdg No:	
Matrix:	SOIL	Date Rec:	6/30/2017	Contract:		Case No:	
Level:	LOW						

Cas No.	Analyte	RL	Conc	Dil Fact	Initial Wt/Vol	Final Wt/Vol	Analysis Date	Prep Batch	File:	Seq Num	M	Instr
7440-36-0	Antimony	0.95	ND	1	0.5	100	07/17/17	60984	S071717B	35	MS	MS2_7500SWA
7440-38-2	Arsenic	0.24	7.9	1	0.5	100	07/17/17	60984	S071717B	35	MS	MS2_7500SWA
7440-41-7	Beryllium	0.24	0.48	1	0.5	100	07/17/17	60984	S071717B	35	MS	MS2_7500SWA
7440-43-9	Cadmium	0.48	3.7	1	0.5	100	07/17/17	60984	S071717B	35	MS	MS2_7500SWA
7782-49-2	Selenium	2.4	ND	1	0.5	100	07/17/17	60984	S071717B	35	MS	MS2_7500SWA
7440-22-4	Silver	0.24	0.54	1	0.5	100	07/17/17	60984	S071717B	35	MS	MS2_7500SWA
7440-28-0	Thallium	0.48	ND	1	0.5	100	07/17/17	60984	S071717B	35	MS	MS2_7500SWA

Comments: _____

Flag Codes:

U or ND - Indicates Compound was not found above the detection/reporting limit
P - ICP-AES
CV -ColdVapor
MS - ICP-MS

Form1
Inorganic Analysis Data Sheet

Sample ID: MB 60983 (100) % Solid: 0 Lab Name: Hampton-Clarke
Client Id: MB 60983 (100) Units: MG/KG Lab Code:
Matrix: SOIL
Level: LOW

Cas No.	Analyte	RL	Conc	Dil Fact	Initial Wt/Vol	Final Wt/Vol	Analysis Date	Prep Batch	File:	Seq Num	M	Instr
7429-90-5	Aluminum	200	ND	1	0.5	50	07/17/17	60983	S21220A3	12	P	PEICP3A
7440-39-3	Barium	10	ND	1	0.5	50	07/17/17	60983	S21220A3	12	P	PEICP3A
7440-41-7	Beryllium	1.2	ND	1	0.5	50	07/17/17	60983	S21220A3	12	P	PEICP3A
7440-70-2	Calcium	1000	ND	1	0.5	50	07/17/17	60983	S21220B3	11	P	PEICPRAD3A
7440-47-3	Chromium	5.0	ND	1	0.5	50	07/17/17	60983	S21220A3	12	P	PEICP3A
7440-48-4	Cobalt	2.5	ND	1	0.5	50	07/17/17	60983	S21220A3	12	P	PEICP3A
7440-50-8	Copper	5.0	ND	1	0.5	50	07/17/17	60983	S21220A3	12	P	PEICP3A
7439-89-6	Iron	200	ND	1	0.5	50	07/17/17	60983	S21220B3	11	P	PEICPRAD3A
7439-92-1	Lead	5.0	ND	1	0.5	50	07/17/17	60983	S21220A3	12	P	PEICP3A
7439-95-4	Magnesium	500	ND	1	0.5	50	07/17/17	60983	S21220B3	11	P	PEICPRAD3A
7439-96-5	Manganese	10	ND	1	0.5	50	07/17/17	60983	S21220A3	12	P	PEICP3A
7439-98-7	Molybdenum	2.5	ND	1	0.5	50	07/17/17	60983	S21220A3	12	P	PEICP3A
7440-02-0	Nickel	5.0	ND	1	0.5	50	07/17/17	60983	S21220A3	12	P	PEICP3A
7440-09-7	Potassium	500	ND	1	0.5	50	07/17/17	60983	S21220B3	11	P	PEICPRAD3A
7440-23-5	Sodium	250	ND	1	0.5	50	07/17/17	60983	S21220B3	11	P	PEICPRAD3A
7440-31-5	Tin	20	ND	1	0.5	50	07/17/17	60983	S21220A3	12	P	PEICP3A
7440-32-6	Titanium	10	ND	1	0.5	50	07/17/17	60983	S21220A3	12	P	PEICP3A
7440-62-2	Vanadium	10	ND	1	0.5	50	07/17/17	60983	S21220A3	12	P	PEICP3A
7440-66-6	Zinc	10	ND	1	0.5	50	07/17/17	60983	S21220A3	12	P	PEICP3A

Comments:

Flag Codes:

U or ND - Indicates Compound was not found above the detection/reporting limit
P - ICP-AES
CV -ColdVapor
MS - ICP-MS

Form1
Inorganic Analysis Data Sheet

Sample ID: MB 60984
Client Id: MB 60984
Matrix: SOIL
Level: LOW

% Solid: 0
Units: MG/KG

Lab Name: Hampton-Clarke
Lab Code:

Cas No.	Analyte	RL	Conc	Dil Fact	Initial Wt/Vol	Final Wt/Vol	Analysis Date	Prep Batch	File:	Seq Num	M	Instr
7440-36-0	Antimony	0.80	ND	1	0.5	100	07/17/17	60984	S071717B	17	MS	MS2_7500SWA
7440-38-2	Arsenic	0.20	ND	1	0.5	100	07/17/17	60984	S071717B	17	MS	MS2_7500SWA
7440-41-7	Beryllium	0.20	ND	1	0.5	100	07/17/17	60984	S071717B	17	MS	MS2_7500SWA
7440-43-9	Cadmium	0.40	ND	1	0.5	100	07/17/17	60984	S071717B	17	MS	MS2_7500SWA
7782-49-2	Selenium	2.0	ND	1	0.5	100	07/17/17	60984	S071717B	17	MS	MS2_7500SWA
7440-22-4	Silver	0.20	ND	1	0.5	100	07/17/17	60984	S071717B	17	MS	MS2_7500SWA
7440-28-0	Thallium	0.40	ND	1	0.5	100	07/17/17	60984	S071717B	17	MS	MS2_7500SWA

Comments:

Flag Codes:

U or ND - Indicates Compound was not found above the detection/reporting limit
P - ICP-AES
CV -ColdVapor
MS - ICP-MS

Form1
Inorganic Analysis Data Sheet

Sample ID: MB 60983 (167) % Solid: 0 Lab Name: Hampton-Clarke
Client Id: MB 60983 (167) Units: MG/KG Lab Code:
Matrix: SOIL
Level: LOW

Cas No.	Analyte	RL	Conc	Dil Fact	Initial Wt/Vol	Final Wt/Vol	Analysis Date	Prep Batch	File:	Seq Num	M	Instr
7439-97-6	Mercury	0.083	ND	1	0.15	25	07/18/17	60983	H21220S	11	CV	HGCV2A

Comments:

Flag Codes:

U or ND - Indicates Compound was not found above the detection/reporting limit
P - ICP-AES
CV -ColdVapor
MS - ICP-MS

FORM 2
(ICV/CCV Summary)

Date Analyzed: 07/17/17
Data File: S21220A3
Prep Batch: 60983
Analytical Method: 6010B/6010C/7470A,7471A/7471B(Hg),6020/6020A
Instrument: PEICP3A
Units: All units in ppm except Hg and icp-ms in ppb
Project Number: 7062915

Lab Name: Hampton-Clarke
Lab Code:
Contract:
Nras No:
Sdg No:
Case No:
ICV/CCV SOURCE: SCP Science

Analyte	ICV/CCV Amt	ICV V-258731-7	Rec	CCV V-258731-20	Rec	CCV V-258731-32	Rec	CCV V-258731-43	Rec		Rec		Rec		Rec		Rec
Aluminum	5/5	4.96435	99	4.98971	100	4.97918	100	5.07328	101								
Barium	.5/.5	0.49140	98	0.49175	98	0.48145	96	0.49172	98								
Beryllium	.5/.5	0.49253	99	0.48912	98	0.47662	95	0.47658	95								
Chromium	.5/.5	0.50120	100	0.50275	101	0.49474	99	0.50800	102								
Cobalt	.5/.5	0.49304	99	0.50123	100	0.48169	96	0.50392	101								
Copper	.5/.5	0.49791	100	0.50110	100	0.49960	100	0.50887	102								
Lead	.5/.5	0.49508	99	0.49975	100	0.47860	96	0.49828	100								
Manganese	.5/.5	0.49389	99	0.49660	99	0.49398	99	0.50615	101								
Nickel	.5/.5	0.49415	99	0.50113	100	0.48349	97	0.50373	101								
Vanadium	.5/.5	0.48866	98	0.48845	98	0.48230	96	0.48748	97								
Zinc	.5/.5	0.50271	101	0.50493	101	0.48657	97	0.50410	101								

Notes: a-indicates analyte failed the ICV limits for 6010B/6010C, 6020/6020A
b-indicates analyte failed the ICV limits for 200.7 or 200.8
c-indicates analyte failed the CCV limits for 200.7/200.8/245.1/6010B/6010C (Except Hg 7470/7470A,7471A/7471B),6020/6020A
d-indicates analyte failed the CCV limits Hg 7470A/7471A/7471B

Qc Limits: ICV - 200.7 : 95-105
CCV- 200.7/200.8/6010B/6010C/245.1 : 90-110 (Except Hg 7470/7470A/ 7471A/7471B=80-120)
ICV -6010B/6010C/6020/6020A/200.8 : 90-110

CLP ICP ICV/CCV: 90-110
CLP Hg ICV/CCV: 80-120

FORM 2
(LLICV/LLCCV Summary)

Date Analyzed: 07/17/17
Data File: S21220A3
Prep Batch: 60983
Analytical Method: 6010B/6010C/7470A,7471A/7471B(Hg),6020/6020A
Instrument: PEICP3A
Units: All units in ppm except Hg and icp-ms in ppb
Project Number: 7062915

Lab Name: Hampton-Clarke
Lab Code:
Contract:
Nras No:
Sdg No:
Case No:
ICV/CCV SOURCE: SPEX

Analyte	LLICV/ LLCCV Amt	LLICV V-259065-8	Rec	LLCCV V-259065-21	Rec	LLCCV V-259065-33	Rec	LLCCV V-259065-44	Rec		Rec		Rec		Rec		Rec
Aluminum	2.0/2	2.00564	100	2.02750	101	2.00192	100	2.04121	102								
Barium	0.1/0.1	0.105575	106	0.106454	106	0.103489	103	0.106635	107								
Beryllium	0.012/0.012	0.0119407	100	0.0119487	100	0.0118076	98	0.0118466	99								
Chromium	0.05/0.05	0.0544852	109	0.0551143	110	0.0538185	108	0.0559725	112								
Cobalt	0.025/0.025	0.0268860	108	0.0266994	107	0.0259969	104	0.0272317	109								
Copper	0.05/0.05	0.0518293	104	0.0523590	105	0.0523799	105	0.0528931	106								
Lead	0.05/0.05	0.0503306	101	0.0520376	104	0.0493077	99	0.0516758	103								
Manganese	0.1/0.1	0.101957	102	0.102777	103	0.100997	101	0.102614	103								
Nickel	0.05/0.05	0.0512141	102	0.0512022	102	0.0500218	100	0.0521706	104								
Vanadium	0.1/0.1	0.0982529	98	0.0978267	98	0.0962567	96	0.0971384	97								
Zinc	0.1/0.1	0.101695	102	0.102208	102	0.0984994	98	0.102948	103								

Notes: a-indicates analyte failed the LLICV limits for 6010B, 6010C, 6020, 6020A
c-indicates analyte failed the LLCCV limits for 6010B, 6010C, 6020, 6020A

Qc Limits: LLCCV- 6010B/6010C/6020/6020A (70-130)
LLICV -6010B/6010C/6020/6020A :70-130

FORM 2
(ICV/CCV Summary)

Date Analyzed: 07/17/17
Data File: S21220B3
Prep Batch: 60983
Analytical Method: 6010B/6010C/7470A,7471A/7471B(Hg),6020/6020A
Instrument: PEICPRAD3A
Units: All units in ppm except Hg and icp-ms in ppb
Project Number: 7062915

Lab Name: Hampton-Clarke
Lab Code:
Contract:
Nras No:
Sdg No:
Case No:
ICV/CCV SOURCE: SCP Science

Analyte	ICV/CCV Amt	ICV V-258731-6	Rec	CCV V-258731-19	Rec	CCV V-258731-29	Rec		Rec		Rec		Rec		Rec		Rec
Calcium	50/50	49.60000	99	46.37260	93	46.25390	93										
Iron	5/5	4.85986	97	4.54621	91	4.59770	92										
Magnesium	50/50	49.81650	100	47.82590	96	48.77890	98										
Potassium	50/50	48.42680	97	46.45590	93	47.33120	95										
Sodium	50/50	50.68690	101	49.24760	98	49.81770	100										

Notes: a-indicates analyte failed the ICV limits for 6010B/6010C, 6020/6020A
b-indicates analyte failed the ICV limits for 200.7 or 200.8
c-indicates analyte failed the CCV limits for 200.7/200.8/245.1/6010B/6010C (Except Hg 7470/7470A,7471A/7471B),6020/6020A
d-indicates analyte failed the CCV limits Hg 7470A/7471A/7471B

Qc Limits: ICV - 200.7 : 95-105
CCV- 200.7/200.8/6010B/6010C/245.1 : 90-110 (Except Hg 7470/7470A/ 7471A/7471B=80-120)
ICV -6010B/6010C/6020/6020A/200.8 : 90-110

CLP ICP ICV/CCV: 90-110
CLP Hg ICV/CCV: 80-120

FORM 2
(LLICV/LLCCV Summary)

Date Analyzed: 07/17/17
Data File: S21220B3
Prep Batch: 60983
Analytical Method: 6010B/6010C/7470A,7471A/7471B(Hg),6020/6020A
Instrument: PEICPRAD3A
Units: All units in ppm except Hg and icp-ms in ppb
Project Number: 7062915

Lab Name: Hampton-Clarke
Lab Code:
Contract:
Nras No:
Sdg No:
Case No:
ICV/CCV SOURCE: SPEX

Analyte	LLICV/ LLCCV Amt	LLICV V-259065-7	Rec	LLCCV V-259065-20	Rec	LLCCV V-259065-30	Rec		Rec		Rec		Rec		Rec		Rec
Calcium	10.00/10	10.7352	107	10.3854	104	10.0866	101										
Iron	2.00/2	1.98377	99	1.93285	97	1.86898	93										
Magnesium	5.00/5	5.35072	107	5.28696	106	5.27066	105										
Potassium	5.00/5	5.69292	114	5.47142	109	5.56950	111										
Sodium	2.50/2.5	3.09839	124	3.13623	125	3.04944	122										

Notes: a-indicates analyte failed the LLICV limits for 6010B, 6010C, 6020, 6020A
c-indicates analyte failed the LLCCV limits for 6010B, 6010C, 6020, 6020A

Qc Limits: LLCCV- 6010B/6010C/6020/6020A (70-130)
LLICV -6010B/6010C/6020/6020A :70-130

FORM 2
(ICV/CCV Summary)

Date Analyzed: 07/17/17
Data File: S071717B
Prep Batch: 60984
Analytical Method: 6010B/6010C/7470A,7471A/7471B(Hg),6020/6020A
Instrument: MS2_7500SWA
Units: All units in ppm except Hg and icp-ms in ppb
Project Number: 7062915

Lab Name: Hampton-Clarke
Lab Code:
Contract:
Nras No:
Sdg No:
Case No:
ICV/CCV SOURCE: SCP Science

Analyte	ICV/CCV Amt	ICV V-259570-8	Rec	CCV V-259574-14	Rec	CCV V-259574-27	Rec	CCV V-259574-40	Rec	CCV V-259574-50	Rec		Rec		Rec		Rec
Antimony	50/50	46.12000	92	47.66000	95	47.28000	95	46.91000	94	46.45000	93						
Arsenic	50/50	48.94000	98	50.15000	100	49.33000	99	48.21000	96	48.99000	98						
Beryllium	50/50	50.34000	101	49.99000	100	50.20000	100	49.49000	99	50.24000	100						
Cadmium	50/50	48.98000	98	50.31000	101	49.73000	99	48.97000	98	48.78000	98						
Selenium	50/250	50.97000	102	251.40000	101	251.40000	101	246.10000	98	248.40000	99						
Silver	10/50	9.35100	94	48.18000	96	48.15000	96	46.75000	94	46.51000	93						
Thallium	50/50	49.98000	100	50.52000	101	51.17000	102	50.62000	101	50.82000	102						

Notes:
a-indicates analyte failed the ICV limits for 6010B/6010C, 6020/6020A
b-indicates analyte failed the ICV limits for 200.7 or 200.8
c-indicates analyte failed the CCV limits for 200.7/200.8/245.1/6010B/6010C (Except Hg 7470/7470A,7471A/7471B),6020/6020A
d-indicates analyte failed the CCV limits Hg 7470A/7471A/7471B

Qc Limits:
ICV - 200.7 : 95-105
CCV- 200.7/200.8/6010B/6010C/245.1 : 90-110 (Except Hg 7470/7470A/ 7471A/7471B=80-120)
ICV -6010B/6010C/6020/6020A/200.8 : 90-110

CLP ICP ICV/CCV: 90-110
CLP Hg ICV/CCV: 80-120

FORM 2
(LLICV/LLCCV Summary)

Date Analyzed: 07/17/17
Data File: S071717B
Prep Batch: 60984
Analytical Method: 6010B/6010C/7470A,7471A/7471B(Hg),6020/6020A
Instrument: MS2_7500SWA
Units: All units in ppm except Hg and icp-ms in ppb
Project Number: 7062915

Lab Name: Hampton-Clarke
Lab Code:
Contract:
Nras No:
Sdg No:
Case No:
ICV/CCV SOURCE: SPEX

Analyte	LLICV/ LLCCV Amt	LLICV V-259575-9	Rec	LLCCV V-259575-15	Rec	LLCCV V-259575-28	Rec	LLCCV V-259575-41	Rec	LLCCV V-259575-51	Rec		Rec		Rec		Rec
Antimony	4/4	3.562	89	3.553	89	3.555	89	3.558	89	3.515	88						
Arsenic	1/1	1.008	101	9.802E-01	98	9.856E-01	99	9.341E-01	93	9.712E-01	97						
Beryllium	1/1	9.973E-01	100	9.695E-01	97	9.689E-01	97	9.594E-01	96	9.633E-01	96						
Cadmium	2/2	1.872	94	1.868	93	1.847	92	1.817	91	1.856	93						
Selenium	10/10	9.696	97	10.19	102	9.688	97	10.21	102	10.02	100						
Silver	1/1	8.919E-01	89	9.071E-01	91	8.990E-01	90	8.864E-01	89	8.868E-01	89						
Thallium	2/2	1.723	86	1.709	85	1.732	87	1.685	84	1.697	85						

Notes: a-indicates analyte failed the LLICV limits for 6010B, 6010C, 6020, 6020A
c-indicates analyte failed the LLCCV limits for 6010B, 6010C, 6020, 6020A

Qc Limits: LLCCV- 6010B/6010C/6020/6020A (70-130)
LLICV -6010B/6010C/6020/6020A :70-130

FORM 2
(ICV/CCV Summary)

Date Analyzed: 07/18/17
Data File: H21220S
Prep Batch: 60983
Analytical Method: 6010B/6010C/7470A,7471A/7471B(Hg),6020/6020A
Instrument: HGCV2A
Units: All units in ppm except Hg and icp-ms in ppb
Project Number: 7062915

Lab Name: Hampton-Clarke
Lab Code:
Contract:
Nras No:
Sdg No:
Case No:
ICV/CCV SOURCE: SCP Science

Analyte	ICV/CCV Amt	ICV (2)-9	Rec	CCV-21	Rec	CCV-33	Rec		Rec		Rec		Rec		Rec		Rec
Mercury	20/10	19.47000	97	9.23200	92	9.28600	93										

Notes:
a-indicates analyte failed the ICV limits for 6010B/6010C, 6020/6020A
b-indicates analyte failed the ICV limits for 200.7 or 200.8
c-indicates analyte failed the CCV limits for 200.7/200.8/245.1/6010B/6010C (Except Hg 7470/7470A,7471A/7471B),6020/6020A
d-indicates analyte failed the CCV limits Hg 7470A/7471A/7471B

Qc Limits:
ICV - 200.7 : 95-105
CCV- 200.7/200.8/6010B/6010C/245.1 : 90-110 (Except Hg 7470/7470A/ 7471A/7471B=80-120)
ICV -6010B/6010C/6020/6020A/200.8 : 90-110

CLP ICP ICV/CCV: 90-110
CLP Hg ICV/CCV: 80-120

FORM 3
(ICB/CCB/MB Summary)

Date Analyzed: 07/17/17
Data File: S21220A3
Prep Batch: 60983
Reporting Limits Used: 6010B/6010C/7470A,7471A/7471B(Hg),6020/6020A
Instrument: PEICP3A
Units: All units in ppm except Hg and icp-ms in ppb
Project Number: 7062915

Lab Name: Hampton-Clarke
Lab Code:
Contract:
Nras No:
Sdg No:
Case No:

Analyte	ICB V-259476-9	CCB V-259476-22	CCB V-259476-34	CCB V-259476-45	MB 60983 (100)-12			
Aluminum	2 U	2 U	2 U	2 U	200 U			
Barium	.1 U	.1 U	.1 U	.1 U	10 U			
Beryllium	.012 U	.012 U	.012 U	.012 U	1.2 U			
Chromium	.05 U	.05 U	.05 U	.05 U	5 U			
Cobalt	.025 U	.025 U	.025 U	.025 U	2.5 U			
Copper	.05 U	.05 U	.05 U	.05 U	5 U			
Lead	.05 U	.05 U	.05 U	.05 U	5 U			
Manganese	.1 U	.1 U	.1 U	.1 U	10 U			
Nickel	.05 U	.05 U	.05 U	.05 U	5 U			
Vanadium	.1 U	.1 U	.1 U	.1 U	10 U			
Zinc	.1 U	.1 U	.1 U	.1 U	10 U			

Notes: a-indicates absolute value of result found above the reporting limits in CCB/ICB or result found above reporting limit in the MB
u-indicates result below reporting limit

FORM 3
(ICB/CCB/MB Summary)

Date Analyzed: 07/17/17
Data File: S21220B3
Prep Batch: 60983
Reporting Limits Used: 6010B/6010C/7470A,7471A/7471B(Hg),6020/6020A
Instrument: PEICPRAD3A
Units: All units in ppm except Hg and icp-ms in ppb
Project Number: 7062915

Lab Name: Hampton-Clarke
Lab Code:
Contract:
Nras No:
Sdg No:
Case No:

Analyte	ICB V-259476-8	CCB V-259476-21	CCB V-259476-31	MB 60983 (100)-11				
Calcium	10 U	10 U	10 U	1000 U				
Iron	2 U	2 U	2 U	200 U				
Magnesium	5 U	5 U	5 U	500 U				
Potassium	5 U	5 U	5 U	500 U				
Sodium	2.5 U	2.5 U	2.5 U	250 U				

Notes: a-indicates absolute value of result found above the reporting limits in CCB/ICB or result found above reporting limit in the MB
u-indicates result below reporting limit

FORM 3
(ICB/CCB/MB Summary)

Date Analyzed: 07/17/17
Data File: S071717B
Prep Batch: 60984
Reporting Limits Used: 6010B/6010C/7470A,7471A/7471B(Hg),6020/6020A
Instrument: MS2_7500SWA
Units: All units in ppm except Hg and icp-ms in ppb
Project Number: 7062915

Lab Name: Hampton-Clarke
Lab Code:
Contract:
Nras No:
Sdg No:
Case No:

Analyte	ICB V-259571-10	CCB V-259571-16	CCB V-259571-29	CCB V-259571-42	CCB V-259571-52	MB 60984-17		
Antimony	4 U	4 U	4 U	4 U	4 U	800 U		
Arsenic	1 U	1 U	1 U	1 U	1 U	200 U		
Beryllium	1 U	1 U	1 U	1 U	1 U	200 U		
Cadmium	2 U	2 U	2 U	2 U	2 U	400 U		
Selenium	10 U	10 U	10 U	10 U	10 U	2000 U		
Silver	1 U	1 U	1 U	1 U	1 U	200 U		
Thallium	2 U	2 U	2 U	2 U	2 U	400 U		

Notes: a-indicates absolute value of result found above the reporting limits in CCB/ICB or result found above reporting limit in the MB
u-indicates result below reporting limit

FORM 3
(ICB/CCB/MB Summary)

Date Analyzed: 07/18/17
Data File: H21220S
Prep Batch: 60983
Reporting Limits Used: 6010B/6010C/7470A,7471A/7471B(Hg),6020/6020A
Instrument: HGCV2A
Units: All units in ppm except Hg and icp-ms in ppb
Project Number: 7062915

Lab Name: Hampton-Clarke
Lab Code:
Contract:
Nras No:
Sdg No:
Case No:

Analyte	ICB-10	CCB-22	CCB-34	MB 60983 (167)-11				
Mercury	.5 U	.5 U	.5 U	83 U				

Notes: a-indicates absolute value of result found above the reporting limits in CCB/ICB or result found above reporting limit in the MB
u-indicates result below reporting limit

FORM 4
(ICSA/ICSAB Summary)

Date Analyzed: 07/17/17
Data File: S21220A3
Prep Batch: 60983
Reporting Limits Used: 6010B/6010C/7470A,7471A/7471B(Hg),6020/6020A
Instrument: PEICP3A
Units: All units in ppm except Hg and icp-ms in ppb
Project Number: 7062915

Lab Name: Hampton-Clarke
Lab Code:
Contract:
Nras No:
Sdg No:
Case No:
ICSA/ICSAB: SOURCE: SCP Science

Analyte	Spk Amt	ICSA V-259351-10	Rec	ICSAB V-259353-11	Rec	ICSA V-259351-30	Rec	ICSAB V-259353-31	Rec	ICSA V-259351-41	Rec	ICSAB V-259353-42	Rec		Rec		Rec
Aluminum	500	465.143	93	460.83800	92	470.261	94	463.98700	93	463.499	93	452.38600	90				
Barium	.5	U		0.48037	96	U		0.48035	96	U		0.47645	95				
Beryllium	.5	U		0.46731	93	U		0.46979	94	U		0.46415	93				
Calcium	500	452.015	90	448.68400	90	458.131	92	452.26600	90	473.242	95	449.82500	90				
Chromium	.5	U		0.45167	90	U		0.45523	91	U		0.45510	91				
Cobalt	.5	U		0.44163	88	U		0.44065	88	U		0.44814	90				
Copper	.5	U		0.48714	97	U		0.49568	99	U		0.48716	97				
Iron	200	187.281	94	179.14000	90	186.515	93	180.19600	90	197.775	99	181.73800	91				
Lead	1	U		0.88176	88	U		0.88074	88	U		0.88186	88				
Magnesium	500	462.561	93	454.88000	91	466.229	93	455.79200	91	507.561	102	460.53500	92				
Manganese	.5	U		0.45391	91	U		0.45678	91	U		0.45621	91				
Nickel	1	U		0.88666	89	U		0.89058	89	U		0.89645	90				
Vanadium	.5	U		0.45056	90	U		0.45284	91	U		0.44364	89				
Zinc	1	U		0.89599	90	U		0.89204	89	U		0.91751	92				

Notes: a-indicates absolute value of the concentration > 2 * Reporting Limits In the ICSA
b-indicates absolute value of the concentration above Reporting Limits but < 2 * Reporting Limits in the ICSA
c-indicates the recovery failed the Qc Criteria in the ICSAB
u-indicates the absolute value of the concentration was below the reporting limit

FORM 4
(ICSA/ICSAB Summary)

Date Analyzed: 07/17/17
Data File: S21220B3
Prep Batch: 60983
Reporting Limits Used: 6010B/6010C/7470A,7471A/7471B(Hg),6020/6020A
Instrument: PEICPRAD3A
Units: All units in ppm except Hg and icp-ms in ppb
Project Number: 7062915

Lab Name: Hampton-Clarke
Lab Code:
Contract:
Nras No:
Sdg No:
Case No:
ICSA/ICSAB: SOURCE: SCP Science

Analyte	Spk Amt	ICSA V-259351-9	Rec	ICSAB V-259353-10	Rec	ICSA V-259351-27	Rec	ICSAB V-259353-28	Rec		Rec		Rec		Rec
Aluminum	500	466.74	93	471.93200	94	456.052	91	465.51600	93						
Calcium	500	455.813	91	462.98300	93	435.785	87	442.70500	89						
Iron	200	176.878	88	178.87800	89	169.496	85	173.49800	87						
Magnesium	500	460.519	92	463.48700	93	450.314	90	456.19800	91						
Potassium	0	U		-0.14262		U		0.08930							
Sodium	0	U		0.55696		U		0.52986							

Notes: a-indicates absolute value of the concentration > 2 * Reporting Limits In the ICSA
b-indicates absolute value of the concentration above Reporting Limits but < 2 * Reporting Limits in the ICSA
c-indicates the recovery failed the Qc Criteria in the ICSAB
u-indicates the absolute value of the concentration was below the reporting limit

FORM 4
(ICSA/ICSAB Summary)

Date Analyzed: 07/17/17
Data File: S071717B
Prep Batch: 60984
Reporting Limits Used: 6010B/6010C/7470A,7471A/7471B(Hg),6020/6020A
Instrument: MS2_7500SWA
Units: All units in ppm except Hg and icp-ms in ppb
Project Number: 7062915

Lab Name: Hampton-Clarke
Lab Code:
Contract:
Nras No:
Sdg No:
Case No:
ICSA/ICSAB: SOURCE: SCP Science

Analyte	Spk Amt	ICSA V-259572-11	Rec	ICSAB V-259573-12	Rec	Rec	Rec	Rec	Rec	Rec	Rec
Aluminum	50000	43330	87	47160.00000	94						
Antimony	0	U		0.33180							
Arsenic	100	U		98.34000	98						
Beryllium	0	U		0.00777							
Cadmium	100	U		92.69000	93						
Calcium	150000	135600	90	45600.00000	97						
Iron	125000	104200	83	14600.00000	92						
Magnesium	50000	42800	86	46580.00000	93						
Selenium	100	U		92.80000	93						
Silver	50	U		42.67000	85						
Thallium	0	U		0.00464							

Notes: a-indicates absolute value of the concentration > 2 * Reporting Limits In the ICSA
b-indicates absolute value of the concentration above Reporting Limits but < 2 * Reporting Limits in the ICSA
c-indicates the recovery failed the Qc Criteria in the ICSAB
u-indicates the absolute value of the concentration was below the reporting limit

FORM5/FORM7

SPIKE RECOVERY DATA

PREP BATCH: 60983

Instrument Type: ICP/HG

Analytical Method(s):6010/200.7/7470A/7471A/245.1 ICP units in ppm, ICPMS and Hg in ppb

TxtQcType: LCSMR Matrix: SOIL SampleID: LCS MR 60983

Analyte	BatchId	DF	Data Fil	Seq#:	Spk Conc:	Spk Adde	Recov	Qual	Lo Lim	Hi Lim
Aluminum	60983	1	S21220A3	14	57.1033	80.80	71		49	151
Barium	60983	1	S21220A3	14	0.9757	1.10	89		82	118
Calcium	60983	1	S21220B3	13	59.3243	64.50	92		82	118
Chromium	60983	1	S21220A3	14	0.5843	0.650	90		79	121
Cobalt	60983	1	S21220A3	14	0.5329	0.588	91		84	116
Copper	60983	1	S21220A3	14	0.5367	0.564	95		80	120
Iron	60983	1	S21220B3	13	121.5700	147.00	83		46	154
Lead	60983	1	S21220A3	14	0.7881	0.856	92		82	118
Magnesium	60983	1	S21220B3	13	22.8903	27.10	84		76	124
Manganese	60983	1	S21220A3	14	2.4580	2.73	90		81	119
Mercury	60983	5	H21220S	15	13.3100	73.8	90		64	136
Nickel	60983	1	S21220A3	14	0.5556	0.613	91		83	117
Potassium	60983	1	S21220B3	13	20.8756	24.20	86		69	131
Sodium	60983	1	S21220B3	13	9.4405	9.14	103		72	128
Vanadium	60983	1	S21220A3	14	0.4816	0.563	86		77	123
Zinc	60983	1	S21220A3	14	1.8033	1.98	91		82	117

TxtQcType: LCS Matrix: SOIL SampleID: LCS 60983

Analyte	BatchId	DF	Data Fil	Seq#:	Spk Conc:	Spk Adde	Recov	Qual	Lo Lim	Hi Lim
Aluminum	60983	1	S21220A3	13	59.3077	80.80	73		49	151
Barium	60983	1	S21220A3	13	1.0120	1.10	92		82	118
Calcium	60983	1	S21220B3	12	61.0557	64.50	95		82	118
Chromium	60983	1	S21220A3	13	0.6096	0.650	94		79	121
Cobalt	60983	1	S21220A3	13	0.5614	0.588	95		84	116
Copper	60983	1	S21220A3	13	0.5573	0.564	99		80	120
Iron	60983	1	S21220B3	12	123.7950	147.00	84		46	154
Lead	60983	1	S21220A3	13	0.8212	0.856	96		82	118
Magnesium	60983	1	S21220B3	12	23.4252	27.10	86		76	124
Manganese	60983	1	S21220A3	13	2.5754	2.73	94		81	119
Mercury	60983	5	H21220S	14	15.1000	73.8	102		64	136
Nickel	60983	1	S21220A3	13	0.5879	0.613	96		83	117
Potassium	60983	1	S21220B3	12	21.2643	24.20	88		69	131
Sodium	60983	1	S21220B3	12	9.6411	9.14	105		72	128
Vanadium	60983	1	S21220A3	13	0.5002	0.563	89		77	123
Zinc	60983	1	S21220A3	13	1.8820	1.98	95		82	117

TxtQcType: MSD Matrix: SOIL SampleID: AC98979-007

Analyte	BatchId	DF	Data Fil	Seq#:	NS Data Fil	Seq#	Spk Conc:	NS Conc:	Spk Adde	Recov	Qual	Lo Lim	Hi Lim
Aluminum	60983	1	S21220A3	18	S21220A3	15	87.6033	95.8310	5.0	-160	b	75	125
Barium	60983	1	S21220A3	18	S21220A3	15	1.3334	1.0096	0.5	65	a	75	125
Calcium	60983	1	S21220B3	17	S21220B3	14	72.8275	29.0817	50	87		75	125
Chromium	60983	1	S21220A3	18	S21220A3	15	0.5862	0.1590	0.5	85		75	125
Cobalt	60983	1	S21220A3	18	S21220A3	15	0.4933	0.0797	0.5	83		75	125
Copper	60983	1	S21220A3	18	S21220A3	15	0.7203	0.2935	0.5	85		75	125
Iron	60983	1	S21220B3	17	S21220B3	14	185.8590	231.5400	5.0	-910	b	75	125
Lead	60983	1	S21220A3	18	S21220A3	15	0.9517	0.4590	0.5	99		75	125
Magnesium	60983	1	S21220B3	17	S21220B3	14	68.1202	29.6797	50	77		75	125
Manganese	60983	1	S21220A3	18	S21220A3	15	4.2091	5.1363	0.5	-190	b	75	125
Mercury	60983	1	H21220S	19	H21220S	16	10.7300	0.6820	10	100		75	125
Nickel	60983	1	S21220A3	18	S21220A3	15	0.5481	0.1639	0.5	77		75	125
Potassium	60983	1	S21220B3	17	S21220B3	14	52.5494	9.1321	50	87		75	125
Sodium	60983	1	S21220B3	17	S21220B3	14	49.0933	2.5U	50	98		75	125
Vanadium	60983	1	S21220A3	18	S21220A3	15	0.6613	0.2771	0.5	77		75	125
Zinc	60983	1	S21220A3	18	S21220A3	15	1.1692	0.7809	0.5	78		75	125

a-Indicates Recovery Failed the criteria b-Indicates Recovery Failed the criteria but non spike concentration >4*spike amount

FORM5/FORM7

SPIKE RECOVERY DATA

PREP BATCH: 60983

Instrument Type: ICP/HG

Analytical Method(s):6010/200.7/7470A/7471A/245.1

ICP units in ppm, ICPMS and Hg in ppb

TxtQcType: MS Matrix: SOIL SampleID: AC98979-007

Analyte	BatchId	DF	Data Fil	Seq#:	NS Data Fil	Seq#	Spk Conc:	NS Conc:	Spk Adde	Recov	Qual	Lo Lim	Hi Lim
Aluminum	60983	1	S21220A3	17	S21220A3	15	78.0470	95.8310	5.0	-360	b	75	125
Barium	60983	1	S21220A3	17	S21220A3	15	1.2674	1.0096	0.5	52	a	75	125
Calcium	60983	1	S21220B3	16	S21220B3	14	68.9252	29.0817	50	80		75	125
Chromium	60983	1	S21220A3	17	S21220A3	15	0.5750	0.1590	0.5	83		75	125
Cobalt	60983	1	S21220A3	17	S21220A3	15	0.5208	0.0797	0.5	88		75	125
Copper	60983	1	S21220A3	17	S21220A3	15	0.7143	0.2935	0.5	84		75	125
Iron	60983	1	S21220B3	16	S21220B3	14	160.0280	231.5400	5.0	-1400	b	75	125
Lead	60983	1	S21220A3	17	S21220A3	15	1.4383	0.4590	0.5	196	a	75	125
Magnesium	60983	1	S21220B3	16	S21220B3	14	64.7918	29.6797	50	70	a	75	125
Manganese	60983	1	S21220A3	17	S21220A3	15	4.0592	5.1363	0.5	-220	b	75	125
Mercury	60983	1	H21220S	18	H21220S	16	10.7800	0.6820	10	101		75	125
Nickel	60983	1	S21220A3	17	S21220A3	15	0.5769	0.1639	0.5	83		75	125
Potassium	60983	1	S21220B3	16	S21220B3	14	51.7592	9.1321	50	85		75	125
Sodium	60983	1	S21220B3	16	S21220B3	14	50.0654	2.5U	50	100		75	125
Vanadium	60983	1	S21220A3	17	S21220A3	15	0.6503	0.2771	0.5	75		75	125
Zinc	60983	1	S21220A3	17	S21220A3	15	1.2141	0.7809	0.5	87		75	125

a-Indicates Recovery Failed the criteria b-Indicates Recovery Failed the criteria but non spike concentration >4*spike amount

FORM5/FORM7

SPIKE RECOVERY DATA

PREP BATCH: 60983

Instrument Type: ICP/HG

Analytical Method(s):6010/200.7/7470A/7471A/245.1

ICP units in ppm, ICPMS and Hg in ppb

TxtQcType: PS Matrix: SOIL SampleID: AC98979-007

Analyte	DF	Data Fil	Seq#:	NS Data Fil	Seq#	Spk Conc:	NS Conc:	Spk Adde	Recov	Qual	Lo Lim	Hi Lim
Aluminum	1	S21220A3	19	S21220A3	15	99.4972	95.8310	5.0	73	b	80	120
Barium	1	S21220A3	19	S21220A3	15	1.4539	1.0096	0.50	89		80	120
Calcium	1	S21220B3	18	S21220B3	14	73.4063	29.0817	50	89		80	120
Chromium	1	S21220A3	19	S21220A3	15	0.6151	0.1590	0.50	91		80	120
Cobalt	1	S21220A3	19	S21220A3	15	0.5174	0.0797	0.50	88		80	120
Copper	1	S21220A3	19	S21220A3	15	0.7671	0.2935	0.50	95		80	120
Iron	1	S21220B3	18	S21220B3	14	229.1210	231.5400	5.0	-48	b	80	120
Lead	1	S21220A3	19	S21220A3	15	0.8969	0.4590	0.50	88		80	120
Magnesium	1	S21220B3	18	S21220B3	14	74.6679	29.6797	50	90		80	120
Manganese	1	S21220A3	19	S21220A3	15	5.3478	5.1363	0.50	42	b	80	120
Nickel	1	S21220A3	19	S21220A3	15	0.5892	0.1639	0.50	85		80	120
Potassium	1	S21220B3	18	S21220B3	14	55.4791	9.1321	50	93		80	120
Sodium	1	S21220B3	18	S21220B3	14	48.0372	2.5U	50	96		80	120
Vanadium	1	S21220A3	19	S21220A3	15	0.7293	0.2771	0.50	90		80	120
Zinc	1	S21220A3	19	S21220A3	15	1.2380	0.7809	0.50	91		80	120

a-Indicates Recovery Failed the criteria b-Indicates Recovery Failed the criteria but non spike concentration >4*spike amount

FORM5/FORM7

SPIKE RECOVERY DATA

PREP BATCH: 60984

Instrument Type: ICPMS

Analytical Method(s):6020/200.8

ICP units in ppm, ICPMS and Hg in ppb

TxtQcType: LCSMR Matrix: SOIL SampleID: LCS MR 60984

Analyte	BatchId	DF	Data Fil	Seq#:	Spk Conc:	Spk Adde	Recov	Qual	Lo Lim	Hi Lim
Antimony	60984	1	S071717B	19	27.1900	88.2	31		0.02	197.3
Arsenic	60984	1	S071717B	19	56.1400	57	98		75.1	124.9
Beryllium	60984	1	S071717B	19	64.1000	67.5	95		82.8	117.2
Cadmium	60984	1	S071717B	19	77.2400	77.8	99		82.8	117.2
Selenium	60984	1	S071717B	19	77.5600	78.9	98		77.6	122.4
Silver	60984	1	S071717B	19	53.7000	54.2	99		74.7	125.3
Thallium	60984	1	S071717B	19	180.8000	178	102		79.2	120.2

TxtQcType: LCS Matrix: SOIL SampleID: LCS 60984

Analyte	BatchId	DF	Data Fil	Seq#:	Spk Conc:	Spk Adde	Recov	Qual	Lo Lim	Hi Lim
Antimony	60984	1	S071717B	18	26.9000	88.2	30		0.02	197.3
Arsenic	60984	1	S071717B	18	56.4900	57	99		75.1	124.9
Beryllium	60984	1	S071717B	18	63.4800	67.5	94		82.8	117.2
Cadmium	60984	1	S071717B	18	76.5600	77.8	98		82.8	117.2
Selenium	60984	1	S071717B	18	78.6100	78.9	100		77.6	122.4
Silver	60984	1	S071717B	18	53.7100	54.2	99		74.7	125.3
Thallium	60984	1	S071717B	18	182.5000	178	103		79.2	120.2

TxtQcType: MSD Matrix: SOIL SampleID: AC98979-007

Analyte	BatchId	DF	Data Fil	Seq#:	NS Data Fil	Seq#	Spk Conc:	NS Conc:	Spk Adde	Recov	Qual	Lo Lim	Hi Lim
Antimony	60984	1	S071717B	24	S071717B	20	42.6900	4U	250	17	a	75	125
Arsenic	60984	1	S071717B	24	S071717B	20	230.7000	15.5900	250	86		75	125
Beryllium	60984	1	S071717B	24	S071717B	20	188.8000	1.3370	250	75		75	125
Cadmium	60984	1	S071717B	24	S071717B	20	219.8000	2U	250	88		75	125
Selenium	60984	1	S071717B	24	S071717B	20	203.4000	10U	250	81		75	125
Silver	60984	1	S071717B	24	S071717B	20	40.3200	1U	50	81		75	125
Thallium	60984	1	S071717B	24	S071717B	20	207.9000	2U	250	83		75	125

TxtQcType: MS Matrix: SOIL SampleID: AC98979-007

Analyte	BatchId	DF	Data Fil	Seq#:	NS Data Fil	Seq#	Spk Conc:	NS Conc:	Spk Adde	Recov	Qual	Lo Lim	Hi Lim
Antimony	60984	1	S071717B	23	S071717B	20	45.3800	4U	250	18	a	75	125
Arsenic	60984	1	S071717B	23	S071717B	20	221.4000	15.5900	250	82		75	125
Beryllium	60984	1	S071717B	23	S071717B	20	184.1000	1.3370	250	73	a	75	125
Cadmium	60984	1	S071717B	23	S071717B	20	216.4000	2U	250	87		75	125
Selenium	60984	1	S071717B	23	S071717B	20	194.7000	10U	250	78		75	125
Silver	60984	1	S071717B	23	S071717B	20	39.4000	1U	50	79		75	125
Thallium	60984	1	S071717B	23	S071717B	20	208.0000	2U	250	83		75	125

a-Indicates Recovery Failed the criteria b-Indicates Recovery Failed the criteria but non spike concentration >4*spike amount

FORM5/FORM7

SPIKE RECOVERY DATA

PREP BATCH: 60984

Instrument Type: ICPMS

Analytical Method(s):6020/200.8

ICP units in ppm, ICPMS and Hg in ppb

TxtQcType: PS Matrix: SOIL SampleID: AC98979-007

Analyte	DF	Data Fil	Seq#:	NS Data Fil	Seq#	Spk Conc:	NS Conc:	Spk Adde	Recov	Qual	Lo Lim	Hi Lim
Antimony	1	S071717B	25	S071717B	20	45.6900	4U	50	91		80	120
Arsenic	1	S071717B	25	S071717B	20	63.0600	15.5900	50	95		80	120
Beryllium	1	S071717B	25	S071717B	20	40.8500	1.3370	50	79	a	80	120
Cadmium	1	S071717B	25	S071717B	20	47.6000	2U	50	95		80	120
Selenium	1	S071717B	25	S071717B	20	231.5000	10U	250	93		80	120
Silver	1	S071717B	25	S071717B	20	46.2500	1U	50	92		80	120
Thallium	1	S071717B	25	S071717B	20	48.9200	2U	50	98		80	120

a-Indicates Recovery Failed the criteria b-Indicates Recovery Failed the criteria but non spike concentration >4*spike amount

FORM6/FORM9

RPD/%Difference Data

PREP BATCH: 60983

Instrument Type: ICP/HG

Analytical Method(s):6010/200.7/7470A/7471A/245.1

ICP units in ppm, ICPMS and Hg in ppb

TxtQcType: LCSMR Matrix: SOIL SampleID: LCS MR 60983

Analyte	BatchId	Data Fil	Seq#:	NS File	Seq#	Result 1	Result 2	RPD		Limit
Aluminum	60983	S21220A3	14	S21220A3	13	57.1033	59.3077	3.8		20
Barium	60983	S21220A3	14	S21220A3	13	0.9757	1.0120	3.7		20
Calcium	60983	S21220B3	13	S21220B3	12	59.3243	61.0557	2.9		20
Chromium	60983	S21220A3	14	S21220A3	13	0.5843	0.6096	4.2		20
Cobalt	60983	S21220A3	14	S21220A3	13	0.5329	0.5614	5.2		20
Copper	60983	S21220A3	14	S21220A3	13	0.5367	0.5573	3.8		20
Iron	60983	S21220B3	13	S21220B3	12	121.5700	123.7950	1.8		20
Lead	60983	S21220A3	14	S21220A3	13	0.7881	0.8212	4.1		20
Magnesium	60983	S21220B3	13	S21220B3	12	22.8903	23.4252	2.3		20
Manganese	60983	S21220A3	14	S21220A3	13	2.4580	2.5754	4.7		20
Mercury	60983	H21220S	15	H21220S	14	13.3100	15.1000	13		20
Nickel	60983	S21220A3	14	S21220A3	13	0.5556	0.5879	5.6		20
Potassium	60983	S21220B3	13	S21220B3	12	20.8756	21.2643	1.8		20
Sodium	60983	S21220B3	13	S21220B3	12	9.4405	9.6411	2.1		20
Vanadium	60983	S21220A3	14	S21220A3	13	0.4816	0.5002	3.8		20
Zinc	60983	S21220A3	14	S21220A3	13	1.8033	1.8820	4.3		20

TxtQcType: MR Matrix: SOIL SampleID: AC98979-007

Analyte	BatchId	Data Fil	Seq#:	NS File	Seq#	Result 1	Result 2	RPD		Limit
Aluminum	60983	S21220A3	16	S21220A3	15	85.5286	95.8310	11		20
Barium	60983	S21220A3	16	S21220A3	15	1.0033	1.0096	0.63		20
Calcium	60983	S21220B3	15	S21220B3	14	38.1787	29.0817	27	b	20
Chromium	60983	S21220A3	16	S21220A3	15	0.1572	0.1590	1.1		20
Cobalt	60983	S21220A3	16	S21220A3	15	0.0765	0.0797	4.1		20
Copper	60983	S21220A3	16	S21220A3	15	0.2882	0.2935	1.8		20
Iron	60983	S21220B3	15	S21220B3	14	209.9370	231.5400	9.8		20
Lead	60983	S21220A3	16	S21220A3	15	0.6298	0.4590	31	a	20
Magnesium	60983	S21220B3	15	S21220B3	14	24.5214	29.6797	19		20
Manganese	60983	S21220A3	16	S21220A3	15	4.1041	5.1363	22	a	20
Mercury	60983	H21220S	17	H21220S	16	0.5560	0.6820	20		20
Nickel	60983	S21220A3	16	S21220A3	15	0.1553	0.1639	5.4		20
Potassium	60983	S21220B3	15	S21220B3	14	7.7120	9.1321	17		20
Sodium	60983	S21220B3	15	S21220B3	14	2.5U	2.5U	---		20
Vanadium	60983	S21220A3	16	S21220A3	15	0.2513	0.2771	9.8		20
Zinc	60983	S21220A3	16	S21220A3	15	0.8177	0.7809	4.6		20

a-Indicates Rpd Failed the criteria

b-Method Rep Out but concentrations < 5*RL

c-Serial dilution Out but conc < 10 * IDL

FORM6/FORM9

RPD/%Difference Data

PREP BATCH: 60983

Instrument Type: ICP/HG

Analytical Method(s):6010/200.7/7470A/7471A/245.1

ICP units in ppm, ICPMS and Hg in ppb

TxtQcType: MSD Matrix: SOIL SampleID: AC98979-007

Analyte	BatchId	Data Fil	Seq#:	MS File	Seq#	Result 1	Result 2	RPD		Limit
Aluminum	60983	S21220A3	18	S21220A3	17	87.6033	78.0470	12		20
Barium	60983	S21220A3	18	S21220A3	17	1.3334	1.2674	5.1		20
Calcium	60983	S21220B3	17	S21220B3	16	72.8275	68.9252	5.5		20
Chromium	60983	S21220A3	18	S21220A3	17	0.5862	0.5750	1.9		20
Cobalt	60983	S21220A3	18	S21220A3	17	0.4933	0.5208	5.4		20
Copper	60983	S21220A3	18	S21220A3	17	0.7203	0.7143	.83		20
Iron	60983	S21220B3	17	S21220B3	16	185.8590	160.0280	15		20
Lead	60983	S21220A3	18	S21220A3	17	0.9517	1.4383	41	a	20
Magnesium	60983	S21220B3	17	S21220B3	16	68.1202	64.7918	5		20
Manganese	60983	S21220A3	18	S21220A3	17	4.2091	4.0592	3.6		20
Mercury	60983	H21220S	19	H21220S	18	10.7300	10.7800	.46		20
Nickel	60983	S21220A3	18	S21220A3	17	0.5481	0.5769	5.1		20
Potassium	60983	S21220B3	17	S21220B3	16	52.5494	51.7592	1.5		20
Sodium	60983	S21220B3	17	S21220B3	16	49.0933	50.0654	2		20
Vanadium	60983	S21220A3	18	S21220A3	17	0.6613	0.6503	1.7		20
Zinc	60983	S21220A3	18	S21220A3	17	1.1692	1.2141	3.8		20

TxtQcType: SD Matrix: SOIL SampleID: AC98979-007

Analyte	BatchId	Data Fil	Seq#:	NS File	Seq#	DF	Result 1	Result 2	%Diff		Limit
Aluminum	60983	S21220A3	23	S21220A3	15	5	20.3205	95.8310	6		10
Barium	60983	S21220A3	23	S21220A3	15	5	0.2185	1.0096	8.2		10
Calcium	60983	S21220B3	22	S21220B3	14	5	6.3474	29.0817	9.1		10
Chromium	60983	S21220A3	23	S21220A3	15	5	0.0382	0.1590	20	a	10
Cobalt	60983	S21220A3	23	S21220A3	15	5	0.0187	0.0797	17	a	10
Copper	60983	S21220A3	23	S21220A3	15	5	0.0639	0.2935	8.9		10
Iron	60983	S21220B3	22	S21220B3	14	5	48.3419	231.5400	4.4		10
Lead	60983	S21220A3	23	S21220A3	15	5	0.0993	0.4590	8.1		10
Magnesium	60983	S21220B3	22	S21220B3	14	5	6.5810	29.6797	11	a	10
Manganese	60983	S21220A3	23	S21220A3	15	5	1.0978	5.1363	6.9		10
Nickel	60983	S21220A3	23	S21220A3	15	5	0.0364	0.1639	11	a	10
Potassium	60983	S21220B3	22	S21220B3	14	5	2.3459	9.1321	28	c	10
Sodium	60983	S21220B3	22	S21220B3	14	5	0.7014	1.4673	139	c	10
Vanadium	60983	S21220A3	23	S21220A3	15	5	0.0662	0.2771	19	a	10
Zinc	60983	S21220A3	23	S21220A3	15	5	0.1768	0.7809	13	a	10

a-Indicates Rpd Failed the criteria

b-Method Rep Out but concentrations < 5*RL

c-Serial dilution Out but conc < 10 * IDL

FORM6/FORM9

RPD/%Difference Data

PREP BATCH: 60984

Instrument Type: ICPMS

Analytical Method(s):6020/200.8

ICP units in ppm, ICPMS and Hg in ppb

TxtQcType: LCSMR Matrix: SOIL SampleID: LCS MR 60984

Analyte	BatchId	Data Fil	Seq#:	NS File	Seq#	Result 1	Result 2	RPD		Limit
Antimony	60984	S071717B	19	S071717B	18	27.1900	26.9000	1.1		20
Arsenic	60984	S071717B	19	S071717B	18	56.1400	56.4900	.62		20
Beryllium	60984	S071717B	19	S071717B	18	64.1000	63.4800	.97		20
Cadmium	60984	S071717B	19	S071717B	18	77.2400	76.5600	.88		20
Selenium	60984	S071717B	19	S071717B	18	77.5600	78.6100	1.3		20
Silver	60984	S071717B	19	S071717B	18	53.7000	53.7100	.019		20
Thallium	60984	S071717B	19	S071717B	18	180.8000	182.5000	.94		20

TxtQcType: MR Matrix: SOIL SampleID: AC98979-007

Analyte	BatchId	Data Fil	Seq#:	NS File	Seq#	Result 1	Result 2	RPD		Limit
Antimony	60984	S071717B	21	S071717B	20	4U	4U	---		20
Arsenic	60984	S071717B	21	S071717B	20	11.4000	15.5900	31	a	20
Beryllium	60984	S071717B	21	S071717B	20	1.7270	1.3370	25	b	20
Cadmium	60984	S071717B	21	S071717B	20	2U	2U	---		20
Selenium	60984	S071717B	21	S071717B	20	10U	10U	---		20
Silver	60984	S071717B	21	S071717B	20	1U	1U	---		20
Thallium	60984	S071717B	21	S071717B	20	2U	2U	---		20

TxtQcType: MSD Matrix: SOIL SampleID: AC98979-007

Analyte	BatchId	Data Fil	Seq#:	MS File	Seq#	Result 1	Result 2	RPD		Limit
Antimony	60984	S071717B	24	S071717B	23	42.6900	45.3800	6.1		20
Arsenic	60984	S071717B	24	S071717B	23	230.7000	221.4000	4.1		20
Beryllium	60984	S071717B	24	S071717B	23	188.8000	184.1000	2.5		20
Cadmium	60984	S071717B	24	S071717B	23	219.8000	216.4000	1.6		20
Selenium	60984	S071717B	24	S071717B	23	203.4000	194.7000	4.4		20
Silver	60984	S071717B	24	S071717B	23	40.3200	39.4000	2.3		20
Thallium	60984	S071717B	24	S071717B	23	207.9000	208.0000	.048		20

TxtQcType: SD Matrix: SOIL SampleID: AC98979-007

Analyte	BatchId	Data Fil	Seq#:	NS File	Seq#	DF	Result 1	Result 2	%Diff		Limit
Antimony	60984	S071717B	22	S071717B	20	5	-0.0060	0.0581	---		10
Arsenic	60984	S071717B	22	S071717B	20	5	3.3300	15.5900	6.8		10
Beryllium	60984	S071717B	22	S071717B	20	5	0.3318	1.3370	24	c	10
Cadmium	60984	S071717B	22	S071717B	20	5	0.1084	0.4984	8.7		10
Selenium	60984	S071717B	22	S071717B	20	5	0.8368	4.3030	2.8		10
Silver	60984	S071717B	22	S071717B	20	5	0.0344	0.1588	8.2		10
Thallium	60984	S071717B	22	S071717B	20	5	0.0477	0.2415	---		10

a-Indicates Rpd Failed the criteria

b-Method Rep Out but concentrations < 5*RL

c-Serial dilution Out but conc < 10 * IDL

Hampton-Clarke

ICP SAMPLE PREPARATION LOG

ANALYTICAL METHOD: 3010A 3005A 3050B 200.7/200.8 OTHER_____

Batch No.: 21220 Analyst: OM

QC Number: 60983 Prep Date: 7/17/17

Matrix: SOIL Reviewed By: [illegible]

LAB ID#	ICP		ICP-MS (Secondary dil)		TCLP		COMMENTS
	Initial	Final	Aliquot	Final	Eff	TCLP	
Method blank	50mL	50mL				--	Balance used: 7
LCS	0.5g					--	Pipettes used: 149/144
LCSD						--	
1.98979-007	1.0g	100mL					Hot Block used: 4
MR -007	0.5g	50mL					
MS -007							
MSD -007							
2.98979-003							
3. -006							
4. -008							
5. -010							
6. -011							
7.98737-006							
8.98970-001							
9.98989-006							
10.98839-001							
11. -008							
12. -010							
13.98998-002							
14.							
15.							
16.							
17.							
18.							
19.							
20.							

Hot Plate Temperature: 94.9 C (90-95° C) Start Time: 10:30. End Time: 13:00.

	Volume mL	Lot #
CS, LCSD	0.5g	V-10950
LLCS, LLLCSD		V-
S, MSD	0.5mL	V-10892, 10891
LMS, LLMSD		V-

Acid	Vol mL	Lot#
HNO_3	2.5	V-10906
HCl	5	V-10907
H_2O_2	1.5	V-10543.

Acid	Vol mL	Lot#
1:1 HNO_3	5	V-297026
1:1 HCl		V-

Relinquished By OM Date 7/17/17

Received By [illegible] Date 7/17/17

T:\QC\FORMS\LOGBOOK FORMS\METALS\ICP sample prep log 2016 DOD.DOC

Hampton-Clarke

ICP SAMPLE PREPARATION LOG

ANALYTICAL METHOD: 3010A 3005A 3050B 200.7/200.8 OTHER_____

Batch No.: 21221 Analyst: CM

QC Number: D0984 Prep Date: 7/17/17

Matrix: SOIL-6020 Reviewed By: R

LAB ID#	ICP		ICP-MS (Secondary dil)		TCLP		COMMENTS
	Initial	Final	Aliquot	Final	Eff	TCLP	
Method blank	50mL	50mL	25mL	50mL		--	Balance used: 7
LCS	0.1g					--	Pipettes used: 149, 144
LCSD						--	
1. 98979-007	0.0g						Hot Block used: 4
MR -007							
MS -007							
MSD -007							
2. 98979-003							
3. -006							
4. -008							
5. -010							
6. -011							
7. 98737-006							
8. 98970-001							
9. 98989-006							
10. 98985-001							
11. -002							
12. -003							
13. -004							
14. 98839-001							
15. -008							
16. -010							
17.							
18.							
19.							
20.							

Hot Plate Temperature: 94.9 C (90-95° C) Start Time: 10:30 End Time: 13:00

	Volume mL	Lot #
LCS, LCSD	0.0g	V- 10900
LLLCS, LLLCSD		V-
MS, MSD	0.0mL	V- 10891, 10892
LLMS, LLMSD		V-

Acid	Vol mL	Lot#
HNO_3	25	V-10906
HCl		V-
H_2O_2	1.0	V-10043

Acid	Vol mL	Lot#
1:1 HNO_3	0	V- 2070206
1:1 HCl		V-

Relinquished By CM Date 7/17/17

Received By R Date 7/17/17

T:\QC\FORMS\LOGBOOK FORMS\METALS\ICP sample prep log 2016 DOD.DOC

Hampton-Clarke/Veritech

HG SAMPLE PREPARATION LOG

ANALYTICAL METHOD: 245.1 7470A (7471B) OTHER_____

Batch No.:* 21220

QC Number: 60983

Matrix: SOIL

Analyst: CJR

Prep Date: 7/17/17

Review By: CB.

LAB ID#	MERCURY INITIAL	MERCURY FINAL	COMMENTS	STANDARDS
Method blank	25mL	25mL		CAL CURVE BLK 0ppb V- 259792
LCS	0.15g			
LCSD				STD 0.2 ppb V- 259793
1 98979-007				STD 0.5 ppb V- 794
MR -007				STD 1.0 ppb V- 795
MS -007				STD 2.0 ppb V- 796
MSD -007				STD 5.0 ppb V- 797
2 98979-003				STD 10.0 ppb V- 798
3 -006				STD 25.0 ppb V- 799
4 -008				ICV 10.0 ppb V- 259790
5 -010				CCV 20.0 ppb V- 259791
6 -011				
7 98737-006				
8 98970-001				Balance used: 7
9 98989-006				Pipettes used: 120, 121, 130, 133
10 98839-001				
11 98839-008				Hot Block used: 6
12 98839-010				
13 98				
14				
15				
16				
17				
18				
19				
20				

Lot Numbers	Acid	Volume (mL)		Lot #
$KmnO_4$: V- 256347	HNO_3			V-
$K_2S_2O_8$: V- 256348	HCl			V-
NH_2OH: V- 256349	H_2SO_4			V-
	Aqua Regia	1.25mL		V- 259789

**Block Temp: 95°C

Time In Block: 10:30

Time Out of Block: 12:00

Spike Volume & Lot #

☐ LCS V- 10950 0.15g / 0.25 ml

☐ MS V- 259788 0.250 ml

☐ Standards/Control Batch B- 23388

Start time: 10:30 End Time: 12:00

**Temperature
245.1 / 7470A: 90-95C
7471B: 92-98C

Relinquished By: CJR

*25 mLs of each standard was digested with this batch using the same reagents and at the same time as the above samples. The preparation of each standard may be referenced in Veriprog using the standard batch number and the corresponding V #s.

HG PREP 2016

Run Log

Data File: W:\METALS.FRM\ICPDATA\New\PEICP3A\S21220A3.txt

Analysis Date: 07/17/17

Instrument: PEICP3A

Sample Id	DF	Qc Type	Time	Run #	Test Group	Rept Limit Matrix	Qc Matrix	Anal Method	Prep Batch	Comments:	Stds:
CALBLK V-259476	1	CAL	16:19	1							V-259476(ICB/CCB)
CALST1 V-258390	1	CAL	16:22	2							V-258390(ICS1 Lowest std)
CALST2 V-259025	1	CAL	16:25	3							V-259025(ICS2- Low Std)
CALST3 V-259026	1	CAL	16:28	4							V-259026(ICS3 - Middle Std)
CALST4 V-259027	1	CAL	16:33	5							V-259027(ICS4 High std)
ICS3 V-259026	1	ICS	16:37	6							V-259026(ICS3 - Middle Std)
ICV V-258731	1	ICV	16:41	7							V-258731(CCV)
LLICV V-259065	1	LLICV	16:45	8		SOIL	SOIL	SW846	60983		V-259065(LLICV/LLCCV soil)
ICB V-259476	1	ICB	16:49	9							V-259476(ICB/CCB)
ICSA V-259351	1	ICSA	16:52	10							V-259351(ICSA)
ICSAB V-259353	1	ICSAB	16:57	11							V-259353(ICSAB)
MB 60983 (100)	1	MB	17:01	12		SOIL	SOIL	SW846	60983		()
LCS 60983	1	LCS	17:04	13		SOIL	SOIL	SW846	60983		()
LCS MR 60983	1	LCS	17:08	14		SOIL	SOIL	SW846	60983		()
AC98979-007	1	SMP	17:13	15	SRSMETALS-S	SOIL	SOIL	SW846	60983		()
AC98979-007	1	MR	17:17	16	SRSMETALS-S	SOIL	SOIL	SW846	60983		()
AC98979-007	1	MS	17:21	17	SRSMETALS-S	SOIL	SOIL	SW846	60983		()
AC98979-007	1	MSD	17:26	18	SRSMETALS-S	SOIL	SOIL	SW846	60983		()
AC98979-007	1	PS	17:30	19	SRSMETALS-S	SOIL	SOIL	SW846	60983		()
CCV V-258731	1	CCV	17:35	20							V-258731(CCV)
LLCCV V-259065	1	LLCCV	17:39	21		SOIL	SOIL	SW846	60983		V-259065(LLICV/LLCCV soil)
CCB V-259476	1	CCB	17:42	22							V-259476(ICB/CCB)
AC98979-007	5	SD	17:46	23	SRSMETALS-S	SOIL	SOIL	SW846	60983		()
AC98979-003	1	SMP	17:49	24	SRSMETALS-S	SOIL	SOIL	SW846	60983		()
AC98979-006	1	SMP	17:53	25	SRSMETALS-S	SOIL	SOIL	SW846	60983		()
AC98979-008	1	SMP	17:57	26	SRSMETALS-S	SOIL	SOIL	SW846	60983		()
AC98979-010	1	SMP	18:02	27	SRSMETALS-S	SOIL	SOIL	SW846	60983		()
AC98979-011	1	SMP	18:06	28	SRSMETALS-S	SOIL	SOIL	SW846	60983		()
AC98737-006	1	SMP	18:10	29	MET-TAL6010S	SOIL	SOIL	SW846	60983		()
ICSA V-259351	1	ICSA	18:15	30							V-259351(ICSA)
ICSAB V-259353	1	ICSAB	18:19	31							V-259353(ICSAB)
CCV V-258731	1	CCV	18:23	32							V-258731(CCV)
LLCCV V-259065	1	LLCCV	18:28	33		SOIL	SOIL	SW846	60983		V-259065(LLICV/LLCCV soil)
CCB V-259476	1	CCB	18:31	34							V-259476(ICB/CCB)
AC98970-001	1	SMP	18:34	35	MET-PP6010S	SOIL	SOIL	SW846	60983		()
AC98989-006	1	SMP	18:39	36	MET-RCRA-S	SOIL	SOIL	SW846	60983		()
AC98839-001	1	SMP	18:43	37	MET-TAL6010S	SOIL	SOIL	SW846	60983		()
AC98839-008	1	SMP	18:48	38	MET-TAL6010S	SOIL	SOIL	SW846	60983		()
AC98839-010	1	SMP	18:52	39	MET-TAL6010S	SOIL	SOIL	SW846	60983	Al not reported (Ca sat'n)	()
AC98998-002	1	SMP	18:56	40	MET-2-SOIL	SOIL	SOIL	SW846	60983		()
ICSA V-259351	1	ICSA	19:00	41							V-259351(ICSA)
ICSAB V-259353	1	ICSAB	19:05	42							V-259353(ICSAB)
CCV V-258731	1	CCV	19:09	43							V-258731(CCV)
LLCCV V-259065	1	LLCCV	19:13	44		SOIL	SOIL	SW846	60983		V-259065(LLICV/LLCCV soil)
CCB V-259476	1	CCB	19:17	45							V-259476(ICB/CCB)

Comments/Reviewedby:

sean
192.168.1.89 7/18/2017 11:01:50 AM

OK

7/20/17

Note: ICP-MS dilution factor column does not reflect dilution which is performed prior to analysis. Secondary analytical dilution is documented on prep log. Dilution Factor:_____

Standard/Batch/SnCl2 Lot #:

Run Log

Data File: W:\METALS.FRM\ICPDATA\New\PEICPRAD3A\S21220B3.txt

Analysis Date: 07/17/17

Instrument: PEICPRAD3A

Sample Id	DF	Qc Type	Time	Run #	Test Group	Rept Limit Matrix	Qc Matrix	Anal Method	Prep Batch	Comments:	Stds:
CALBLK V-259476	1	CAL	19:20	1							V-259476(ICB/CCB)
CALST2 V-259025	1	CAL	19:24	2							V-259025(ICS2- Low Std)
CALST3 V-259026	1	CAL	19:28	3							V-259026(ICS3 - Middle Std)
CALST4 V-259027	1	CAL	19:33	4							V-259027(ICS4 High std)
ICS3 V-259026	1	ICS	19:37	5							V-259026(ICS3 - Middle Std)
ICV V-258731	1	ICV	19:42	6							V-258731(CCV)
LLICV V-259065	1	LLICV	19:47	7		SOIL	SOIL	SW846	60983		V-259065(LLICV/LLCCV soil)
ICB V-259476	1	ICB	19:51	8							V-259476(ICB/CCB)
ICSA V-259351	1	ICSA	19:55	9							V-259351(ICSA)
ICSAB V-259353	1	ICSAB	19:59	10							V-259353(ICSAB)
MB 60983 (100)	1	MB	20:04	11		SOIL	SOIL	SW846	60983		0
LCS 60983	1	LCS	20:08	12		SOIL	SOIL	SW846	60983		0
LCS MR 60983	1	LCS	20:11	13		SOIL	SOIL	SW846	60983		0
AC98979-007	1	SMP	20:14	14	SRSMETALS-S	SOIL	SOIL	SW846	60983		0
AC98979-007	1	MR	20:18	15	SRSMETALS-S	SOIL	SOIL	SW846	60983		0
AC98979-007	1	MS	20:22	16	SRSMETALS-S	SOIL	SOIL	SW846	60983		0
AC98979-007	1	MSD	20:26	17	SRSMETALS-S	SOIL	SOIL	SW846	60983		0
AC98979-007	1	PS	20:30	18	SRSMETALS-S	SOIL	SOIL	SW846	60983		0
CCV V-258731	1	CCV	20:34	19							V-258731(CCV)
LLCCV V-259065	1	LLCCV	20:39	20		SOIL	SOIL	SW846	60983		V-259065(LLICV/LLCCV soil)
CCB V-259476	1	CCB	20:43	21							V-259476(ICB/CCB)
AC98979-007	5	SD	20:47	22	SRSMETALS-S	SOIL	SOIL	SW846	60983		0
AC98737-006	1	SMP	20:50	23	MET-TAL6010S	SOIL	SOIL	SW846	60983		0
AC98839-001	1	SMP	20:54	24	MET-TAL6010S	SOIL	SOIL	SW846	60983		0
AC98839-008	1	SMP	20:57	25	MET-TAL6010S	SOIL	SOIL	SW846	60983		0
AC98839-010	1	SMP	21:00	26	MET-TAL6010S	SOIL	SOIL	SW846	60983	Ca over LR	0
ICSA V-259351	1	ICSA	21:04	27							V-259351(ICSA)
ICSAB V-259353	1	ICSAB	21:09	28							V-259353(ICSAB)
CCV V-258731	1	CCV	21:14	29							V-258731(CCV)
LLCCV V-259065	1	LLCCV	21:18	30		SOIL	SOIL	SW846	60983		V-259065(LLICV/LLCCV soil)
CCB V-259476	1	CCB	21:23	31							V-259476(ICB/CCB)

Comments/Reviewedby:

sean
192.168.1.89 7/18/2017 11:11:26 AM

OK

7/20/17

Note: ICP-MS dilution factor column does not reflect dilution which is performed prior to analysis. Secondary analytical dilution is documented on prep log. Dilution Factor:_____

Standard/Batch/SnCl2 Lot #:

Run Log

Data File: W:\METALS.FRM\ICPDATA\New\MS2_7500SWA\S071717B.b\S071717B.TXT

Analysis Date: 07/17/17 **Instrument:** MS2_7500SWA

Sample Id	DF	Qc Type	Time	Run #	Test Group	Rept Limit Matrix	Qc Matrix	Anal Method	Prep Batch	Comments:	Stds:
Rinse	1	NA	15:09	1		SOIL	SOIL	SW846	60984		0
CalBlk V-259564	1	ISBLK	15:15	2		SOIL	SOIL				V-259564(Cal Blk WARNING)
CalStd1 V-259565	1	CAL	15:21	3							V-259565(Cal Std-1 WARNING)
CalStd2 V-259566	1	CAL	15:26	4							V-259566(Cal Std-2 WARNING)
CalStd3 V-259567	1	CAL	15:32	5							V-259567(Cal Std-3 WARNING)
CalStd4 V-259568	1	CAL	15:38	6							V-259568(Cal Std-4 WARNING)
CalStd5 V-259569	1	CAL	15:44	7							V-259569(Cal Std-5 WARNING)
ICV V-259570	1	ICV	15:49	8							V-259570(ICV WARNING)
LLICV V-259575	1	LLICV	15:55	9		SOIL	SOIL	SW846	60984		V-259575(LL-ICV/CCV SOIL WARNING)
ICB V-259571	1	ICB	16:01	10							V-259571(ICB/CCB WARNING)
ICSA V-259572	1	ICSA	16:07	11							V-259572(ICSA WARNING)
ICSAB V-259573	1	ICSAB	16:12	12							V-259573(ICSAB WARNING)
RINSE	1	NA	16:18	13		SOIL	SOIL	SW846	60984		0
CCV V-259574	1	CCV	16:24	14							V-259574(CCV WARNING)
LLCCV V-259575	1	LLCCV	16:30	15		SOIL	SOIL	SW846	60984		V-259575(LL-ICV/CCV SOIL WARNING)
CCB V-259571	1	CCB	16:36	16							V-259571(ICB/CCB WARNING)
MB 60984	1	MB	16:41	17		SOIL	SOIL	SW846	60984		0
LCS 60984	1	LCS	16:47	18		SOIL	SOIL	SW846	60984		0
LCS MR 60984	1	LCS	16:53	19		SOIL	SOIL	SW846	60984		0
AC98979-007	1	SMP	16:59	20	MET-5-6020	SOIL	SOIL	SW846	60984		0
AC98979-007	1	MR	17:04	21	MET-5-6020	SOIL	SOIL	SW846	60984		0
AC98979-007	5	SD	17:10	22	MET-5-6020	SOIL	SOIL	SW846	60984		0
AC98979-007	1	MS	17:16	23	MET-5-6020	SOIL	SOIL	SW846	60984		0
AC98979-007	1	MSD	17:21	24	MET-5-6020	SOIL	SOIL	SW846	60984		0
AC98979-007	1	PS	17:27	25	MET-5-6020	SOIL	SOIL	SW846	60984		0
RINSE	1	NA	17:33	26		SOIL	SOIL	SW846	60984		0
CCV V-259574	1	CCV	17:39	27							V-259574(CCV WARNING)
LLCCV V-259575	1	LLCCV	17:45	28		SOIL	SOIL	SW846	60984		V-259575(LL-ICV/CCV SOIL WARNING)
CCB V-259571	1	CCB	17:50	29							V-259571(ICB/CCB WARNING)
AC98979-003	1	SMP	17:56	30	MET-5-6020	SOIL	SOIL	SW846	60984	Rerun Be.	0
AC98979-006	1	SMP	18:02	31	MET-5-6020	SOIL	SOIL	SW846	60984		0
AC98979-008	1	SMP	18:07	32	MET-5-6020	SOIL	SOIL	SW846	60984	Rerun Be.	0
AC98979-010	1	SMP	18:13	33	MET-5-6020	SOIL	SOIL	SW846	60984		0
AC98979-011	1	SMP	18:19	34	MET-5-6020	SOIL	SOIL	SW846	60984		0
AC98737-006	1	SMP	18:24	35	MET-TAL6020S	SOIL	SOIL	SW846	60984		0
AC98970-001	1	SMP	18:30	36	MET-PP6020S	SOIL	SOIL	SW846	60984		0
AC98989-006	1	SMP	18:36	37	MET-RCRA-MS	SOIL	SOIL	SW846	60984	Rerun Be.	0
AC98985-001	1	SMP	18:42	38	MET-1-6020	SOIL	SOIL	SW846	60984		0
RINSE	1	NA	18:48	39		SOIL	SOIL	SW846	60984		0
CCV V-259574	1	CCV	18:53	40							V-259574(CCV WARNING)
LLCCV V-259575	1	LLCCV	18:59	41		SOIL	SOIL	SW846	60984		V-259575(LL-ICV/CCV SOIL WARNING)
CCB V-259571	1	CCB	19:05	42							V-259571(ICB/CCB WARNING)
AC98985-002	1	SMP	19:11	43	MET-1-6020	SOIL	SOIL	SW846	60984		0
AC98985-003	1	SMP	19:16	44	MET-1-6020	SOIL	SOIL	SW846	60984		0
AC98985-004	1	SMP	19:22	45	MET-1-6020	SOIL	SOIL	SW846	60984		0
AC98839-001	1	SMP	19:28	46	MET-TAL6020S	SOIL	SOIL	SW846	60984		0
AC98839-008	1	SMP	19:33	47	MET-TAL6020S	SOIL	SOIL	SW846	60984		0
AC98839-010	1	SMP	19:39	48	MET-TAL6020S	SOIL	SOIL	SW846	60984		0
RINSE	1	NA	19:45	49		SOIL	SOIL	SW846	60984		0
CCV V-259574	1	CCV	19:51	50							V-259574(CCV WARNING)
LLCCV V-259575	1	LLCCV	19:57	51		SOIL	SOIL	SW846	60984		V-259575(LL-ICV/CCV SOIL WARNING)
CCB V-259571	1	CCB	20:03	52							V-259571(ICB/CCB WARNING)

Comments/Reviewedby:

pcousineau
192.168.1.28 7/18/2017 12:44:10 PM

Run ok. Report Ag, As, Be, Cd, Sb, Se, Tl. Rerun Be for 98979-003, 008, 98989-006 (int. std. 45 fail).
PC.

7/18/17

Note: ICP-MS dilution factor column does not reflect dilution which is performed prior to analysis. Secondary analytical dilution is documented on prep log. Dilution Factor: 7/17/17

Standard/Batch/SnCl2 Lot #:

Run Log

Data File: W:\METALS.FRM\ICPDATA\New\HGCV2A\H21220S.txt

Analysis Date: 07/18/17

Instrument: HGCV2A

Sample Id	DF	Qc Type	Time	Run #	Test Group	Rept Limit Matrix	Qc Matrix	Anal Method	Prep Batch	Comments:	Stds:
Calibration Blank	1	CAL	15:08	1							0
.2 PPB	1	CAL	15:10	2							0
.5 PPB	1	CAL	15:11	3							0
1 PPB	1	CAL	15:12	4							0
2 PPB	1	CAL	15:14	5							0
5 PPB	1	CAL	15:15	6							0
10 PPB	1	CAL	15:16	7							0
25 PPB	1	CAL	15:18	8							0
ICV (2)	1	ICV	15:20	9							0
ICB	1	ICB	15:22	10							0
MB 60983 (167)	1	MB	15:23	11	HG-SOIL	SOIL	SOIL	SW846	60983		0
LCS 60983	1	NA	15:24	12	HG-SOIL	SOIL	SOIL	SW846	60983	CONC.HIGH	0
LCS MR 60983	1	NA	15:26	13	HG-SOIL	SOIL	SOIL	SW846	60983	CONC.HIGH	0
LCS 5D	5	LCS	15:28	14	HG-SOIL	SOIL	SOIL	SW846	60983		0
LCS MR 5D	5	LCS	15:29	15	HG-SOIL	SOIL	SOIL	SW846	60983		0
AC98979-007	1	SMP	15:31	16	HG-SOIL	SOIL	SOIL	SW846	60983		0
AC98979-007	1	MR	15:33	17	HG-SOIL	SOIL	SOIL	SW846	60983		0
AC98979-007	1	MS	15:34	18	HG-SOIL	SOIL	SOIL	SW846	60983		0
AC98979-007	1	MSD	15:36	19	HG-SOIL	SOIL	SOIL	SW846	60983		0
AC98979-003	1	SMP	15:37	20	HG-SOIL	SOIL	SOIL	SW846	60983		0
CCV	1	CCV	15:39	21							0
CCB	1	CCB	15:40	22							0
AC98979-006	1	SMP	15:42	23	HG-SOIL	SOIL	SOIL	SW846	60983		0
AC98979-008	1	SMP	15:43	24	HG-SOIL	SOIL	SOIL	SW846	60983		0
AC98979-010	1	SMP	15:44	25	HG-SOIL	SOIL	SOIL	SW846	60983		0
AC98979-011	1	SMP	15:46	26	HG-SOIL	SOIL	SOIL	SW846	60983		0
AC98737-006	1	SMP	15:47	27	HG-SOIL	SOIL	SOIL	SW846	60983		0
AC98970-001	1	SMP	15:49	28	HG-SOIL	SOIL	SOIL	SW846	60983		0
AC98989-006	1	SMP	15:50	29	HG-SOIL	SOIL	SOIL	SW846	60983		0
AC98839-001	1	SMP	15:51	30	HG-SOIL	SOIL	SOIL	SW846	60983		0
AC98839-008	1	SMP	15:53	31	HG-SOIL	SOIL	SOIL	SW846	60983		0
AC98839-010	1	SMP	15:54	32	HG-SOIL	SOIL	SOIL	SW846	60983		0
CCV	1	CCV	15:55	33							0
CCB	1	CCB	15:57	34							0

Comments/Reviewedby:

carmela
192.168.1.25 7/18/2017 4:17:40 PM

OK

7/24/17

Note: ICP-MS dilution factor column does not reflect dilution which is performed prior to analysis. Secondary analytical dilution is documented on prep log. Dilution Factor:_____

Standard/Batch/SnCl2 Lot #:

V-259732

ICPMS Internal Standard Summary Report

TuneID: 1

Batch/FileID: S071717B Sample ID: CalBlk V-259564 Sample Date 07/17/17 Sample Time: 15:15

IS ID:	Area	Area Limit		
Ho-1	1431562	1002093.4	-	2148774.562
In-1	574200.4	401940.28	-	861874.8004
Sc-1	121632.1	85142.47	-	182569.7821
Tb-1	1442928	1010049.6	-	2165834.928

QcType	txtSamId:	Pos	Ho-1 Area	In-1 Area	Sc-1 Area	Tb-1 Area	Area	Area	Area	Area
ISBLK	CalBlk V-259564	2	1431562	574200.4	121632.1	1442928				
SMP	Rinse	1	1337146	511583.6	110708.0	1343080				
CAL	CalStd1 V-25956	3	1455288	591268.8	124559.7	1473950				
CAL	CalStd2 V-25956	4	1437022	585674.5	123548.2	1471683				
CAL	CalStd3 V-25956	5	1460144	592790.2	127202.6	1480223				
CAL	CalStd4 V-25956	6	1470192	587921.5	130612.8	1465756				
CAL	CalStd5 V-25956	7	1437079	571139.1	128195.2	1449104				
ICV	ICV V-259570	8	1444634	586229.4	123006.0	1448677				
LLICV	LLICV V-259575	9	1443178	587007.6	123349.0	1458447				
ICB	ICB V-259571	10	1431606	587390.7	119737.7	1440739				
ICSA	ICSA V-259572	11	1339586	512546.0	135373.5	1347816				
ICSAB	ICSAB V-259573	12	1360646	524443.5	124719.2	1380858				
SMP	RINSE	13	1462205	601338.3	120908.9	1491593				
CCV	CCV V-259574	14	1444278	582399.1	125659.9	1455223				
LLCCV	LLCCV V-259575	15	1454402	592432.4	122806.5	1460880				
CCB	CCB V-259571	16	1444441	590897.8	120006.4	1453348				
MB	MB 60984	17	1399185	575454.6	121202.9	1427281				
LCS	LCS 60984	18	1407405	555975.8	132601.4	1403423				
MR	LCS MR 60984	19	1389644	558155.0	126472.9	1391645				
SMP	AC98979-007	20	1425669	554453.8	151108.2	1437952				
MR	AC98979-007	21	1431606	550611.4	153965.3	1453604				
SD	AC98979-007	22	1474799	587724.8	126832.7	1480368				
MS	AC98979-007	23	1395334	526996.3	145851.1	1404155				
MSD	AC98979-007	24	1414815	537000.6	146048.0	1420787				
PS	AC98979-007	25	1405655	550881.4	148294.0	1445754				
SMP	RINSE	26	1469258	597723.6	122818.8	1483806				
CCV	CCV V-259574	27	1433016	580940.7	124456.0	1441045				
LLCCV	LLCCV V-259575	28	1422270	588038.9	121359.7	1437805				
CCB	CCB V-259571	29	1420200	588412.6	119462.4	1437075				
SMP	AC98979-003	30	1411979	528224.4	224881.1 *	1447561				
SMP	AC98979-006	31	1446074	537146.3	172188.0	1452887				
SMP	AC98979-008	32	1386460	517789.7	200406.1 *	1390332				
SMP	AC98979-010	33	1420376	535185.4	165573.3	1434201				
SMP	AC98979-011	34	1352521	511473.2	157468.2	1373174				
SMP	AC98737-006	35	1339585	518039.1	133199.7	1355801				
SMP	AC98970-001	36	1377147	490881.4	152453.7	1376478				
SMP	AC98989-006	37	1343914	490289.4	186560.5 *	1350581				
SMP	AC98985-001	38	1280684	508625.3	106922.2	1298260				
SMP	RINSE	39	1354731	538554.8	104894.3	1353147				
CCV	CCV V-259574	40	1338087	532286.6	112544.9	1349195				
LLCCV	LLCCV V-259575	41	1337244	540003.8	108438.0	1342103				
CCB	CCB V-259571	42	1328453	536309.1	110577.2	1341486				
SMP	AC98985-002	43	1301240	515626.9	117656.3	1305813				
SMP	AC98985-003	44	1306378	523285.6	118794.8	1318102				
SMP	AC98985-004	45	1304147	528361.0	120536.8	1329330				
SMP	AC98839-001	46	1322105	518653.7	127792.0	1314329				
SMP	AC98839-008	47	1251184	501506.4	115251.7	1267014				
SMP	AC98839-010	48	1159546	456036.3	125546.8	1168044				

* Indicates Internal Standard Area outside of limits

ICPMS Internal Standard Summary Report

TuneID: 1

SMP	RINSE	49	1370462	564414.8	115605.2	1382068
CCV	CCV V-259574	50	1334078	542641.5	120804.0	1343964
LLCCV	LLCCV V-259575	51	1313666	548720.9	114623.4	1332378
CCB	CCB V-259571	52	1331442	550853.4	113510.0	1344064

* Indicates Internal Standard Area outside of limits

ICPMS Internal Standard Summary Report

TuneID: 2

Batch/FileID: S071717B Sample ID: CalBlk V-259564 Sample Date 07/17/17 Sample Time: 15:15

IS ID:	Area	Area Limit		
Ho-2	2866617	2006631.9	-	4302792.117
In-2	1896319	1327423.3	-	2846374.819
Sc-2	1309974	916981.8	-	1966270.974
Tb-2	2916162	2041313.4	-	4377159.162

QcType	txtSamId:	Pos	Ho-2 Area	In-2 Area	Sc-2 Area		Tb-2 Area	Area	Area	Area	Area
ISBLK	CalBlk V-259564	2	2866617	1896319	1309974		2916162				
SMP	Rinse	1	2843726	1883625	1295808		2876014				
CAL	CalStd1 V-25956	3	2844948	1868169	1342049		2891239				
CAL	CalStd2 V-25956	4	2873234	1917958	1353444		2915177				
CAL	CalStd3 V-25956	5	2893060	1900188	1357752		2924951				
CAL	CalStd4 V-25956	6	2866654	1868588	1387057		2919180				
CAL	CalStd5 V-25956	7	2830051	1806716	1350445		2870866				
ICV	ICV V-259570	8	2842123	1861970	1315055		2880357				
LLICV	LLICV V-259575	9	2899642	1882744	1301740		2916883				
ICB	ICB V-259571	10	2834717	1882774	1284674		2888162				
ICSA	ICSA V-259572	11	2680877	1687994	1361850		2708025				
ICSAB	ICSAB V-259573	12	2698583	1739159	1330458		2732236				
SMP	RINSE	13	2935839	1926448	1296659		2967193				
CCV	CCV V-259574	14	2864744	1848610	1333053		2900332				
LLCCV	LLCCV V-259575	15	2879888	1890173	1310194		2925146				
CCB	CCB V-259571	16	2854510	1876680	1292603		2892853				
MB	MB 60984	17	2802905	1832657	1271067		2850131				
LCS	LCS 60984	18	2743610	1775712	1352503		2789059				
MR	LCS MR 60984	19	2761593	1767427	1329952		2796884				
SMP	AC98979-007	20	2809973	1738108	1536492		2841959				
MR	AC98979-007	21	2824276	1748153	1602343		2839287				
SD	AC98979-007	22	2847752	1864386	1346649		2893422				
MS	AC98979-007	23	2724742	1709648	1535853		2770886				
MSD	AC98979-007	24	2759270	1712310	1520537		2807785				
PS	AC98979-007	25	2799454	1768698	1541118		2829891				
SMP	RINSE	26	2882016	1881835	1286475		2908248				
CCV	CCV V-259574	27	2823691	1851553	1328319		2861299				
LLCCV	LLCCV V-259575	28	2816604	1873904	1296190		2873703				
CCB	CCB V-259571	29	2814664	1876844	1281893		2873238				
SMP	AC98979-003	30	2803937	1710497	2314647	*	2887112				
SMP	AC98979-006	31	2861413	1729076	1799662		2924627				
SMP	AC98979-008	32	2734011	1670289	2045892	*	2757919				
SMP	AC98979-010	33	2830250	1720934	1738866		2884398				
SMP	AC98979-011	34	2629282	1615841	1609313		2699116				
SMP	AC98737-006	35	2613676	1623276	1403044		2657220				
SMP	AC98970-001	36	2695173	1557312	1562995		2719944				
SMP	AC98989-006	37	2690809	1600130	2011002	*	2718940				
SMP	AC98985-001	38	2545584	1631703	1151002		2562237				
SMP	RINSE	39	2676151	1729643	1141424		2673866				
CCV	CCV V-259574	40	2667962	1709322	1196001		2694113				
LLCCV	LLCCV V-259575	41	2649338	1704384	1153277		2683606				
CCB	CCB V-259571	42	2617076	1701859	1142198		2638809				
SMP	AC98985-002	43	2556496	1639968	1209294		2573762				
SMP	AC98985-003	44	2526742	1616935	1212905		2583007				
SMP	AC98985-004	45	2568027	1641633	1232227		2612154				
SMP	AC98839-001	46	2494715	1592914	1308531		2519991				
SMP	AC98839-008	47	2525671	1615510	1248133		2549597				
SMP	AC98839-010	48	2375768	1503913	1328439		2423550				

* Indicates Internal Standard Area outside of limits

ICPMS Internal Standard Summary Report

TuneID: 2

SMP	RINSE	49	2811252	1879039	1298596	2852214
CCV	CCV V-259574	50	2629772	1734187	1237751	2675365
LLCCV	LLCCV V-259575	51	2646812	1738757	1209675	2650125
CCB	CCB V-259571	52	2697280	1778463	1216002	2704167

* Indicates Internal Standard Area outside of limits

Hampton-Clarke
Analytical & Field Services

Last Page of Report