



February 18, 2022

Mr. Kyle Forster
New York State Department of Environmental Conservation
Section B, Remedial Bureau B
Division of Environmental Remediation
625 Broadway, 12th Floor
Albany, NY 12233-7016

RE: Report of Groundwater Monitoring, Remediation System Effluent Monitoring, September through December 2021
136 Fuller Road BCP Site #C401055, Albany County, New York
LaBella Project # CZ90618.00

Dear Mr. Forster:

On behalf of wTe Corporation, LaBella Associates DPC, formerly The Chazen Companies, submits this 34th quarterly report since the Certificate of Completion was issued for the above-referenced Site provides: 1) the monitoring results for the fourth quarter groundwater sampling event in December 2021, and 2) effluent monitoring data for the total fluids extraction (TFE) remediation system for the months of October, November, and December of 2021.

- Quarterly groundwater sampling for the fourth quarter of 2021 (December) was performed on December 16, 2021, consistent with the current NYSDEC-approved Site Management Plan and amendments. Groundwater monitoring included the following six wells: MW-10, MW-25, MW-27, MW-30, MW-32, and MW-33. A groundwater contour map (Figure 1), analytical results summary table for sampled wells, and analytical laboratory report are attached. The results show continued variability in total volatile organic compound (VOC) concentrations. As requested, the spatial distribution of total chlorinated volatile organic compounds (CVOCs) reported across the Site are shown on the attached Figure 2. The plume continues to be focused near the extraction wells in a small area beneath and adjacent to the north side of the building (MW-32 and MW-25, respectively) demonstrating that the plume continues to be contained and captured within the active remediation area. For reference, historical figures are also included for three prior years to show reduction in total CVOCs in groundwater over time (Figures 3A through 3C).
- The monitoring results for the TFE system continue to show that the system is operating effectively and as designed, removing VOCs from the subsurface in the impact source area and containing the plume in the active recovery area. TFE system effluent data are summarized in attached Tables 1 and 2 and show that liquid and air effluent concentrations continue to be significantly less than the respective action levels. Charts showing vapor phase effluent concentrations, VOC mass removal rates, and total cumulative mass removed are also included. Approximately 1,240 pounds of VOCs have been removed by the TFE system between December 2011 and December 2021. Additionally, TFE system maintenance in December 2021 (system temporarily shut down December 20 through 30) included replacement of the cyclone water/vapor separator tank and piping components within the system trailer, substantially increasing vacuum levels at the inlet manifold. The analytical laboratory reports for the TFE system samples are attached.



If you have any questions, please contact Kim Baines at (518) 588-2104 or Arlette St. Romain at (518) 824-1928.

Sincerely,

Kim L. Baines, LEP
Project Manager, Earth Environmental

Arlette St. Romain
Assistant Project Manager, Chazen

cc via email: Ms. Maureen Schuck, NYSDOH Mr. Leigh Peritz PE, wTe Corporation
Mr. Scott Mellen, President & CEO wTe Corporation

Attachments:

Figure 1 - Groundwater Contour Map (December 2021)

Figure 2 - Total CVOCs in Groundwater (December 2021)

HISTORICAL CVOC DATA

Figure 3a - Total CVOCs in Groundwater June 2020 (with August and December 2020, and March 2021)

Figure 3b - Total CVOCs in Groundwater June 2019 (with September and December 2019 and March and June 2020)

Figure 3c - Total CVOCs in Groundwater June 2018 (with September and December 2018 and March and June 2019)

Groundwater Data Summary Tables

HVE/SVE Data Summary Tables:

Table 1 - HVE System Water Influent/Effluent Monitoring

Table 2 - SVE System Air Influent/Effluent Monitoring

Table 3 - HVE/SVE System Mass Removal Calculations

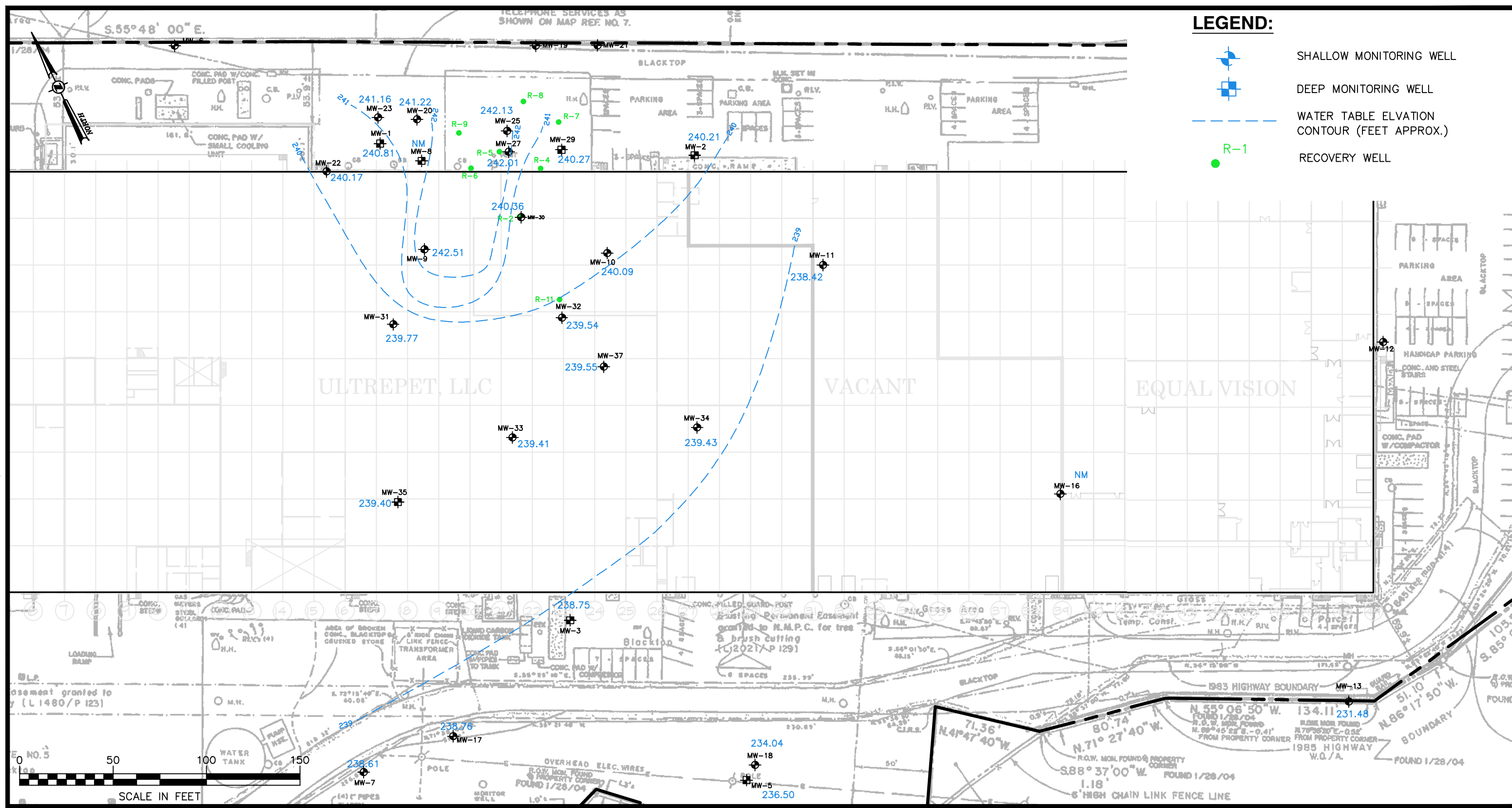
Chart showing vapor phase effluent

Charts showing VOC mass removal





Groundwater Monitoring: York Analytical Laboratory Report

HVE/SVE Monitoring: Alpha Analytical Laboratory Analytical Reports

Drawing Name: Z:\projects\90600-90699\90618_00 FullerRD\ENG\DWG\90618_00_GW CONTOURS 2021-DEC.dwg Date Printed: Feb 03, 2022, 4:43pm



LEGEND:

-  SHALLOW MONITORING WELL
-  DEEP MONITORING WELL
-  WATER TABLE ELEVATION CONTOUR (FEET APPROX.)
-  RECOVERY WELL

ALL RIGHTS RESERVED. COPY OR REPRODUCTION OF THIS PLAN OR ANY PORTION, THEREOF IS PROHIBITED WITHOUT THE WRITTEN PERMISSION OF THE DESIGN ENGINEER, SURVEYOR, OR ARCHITECT.

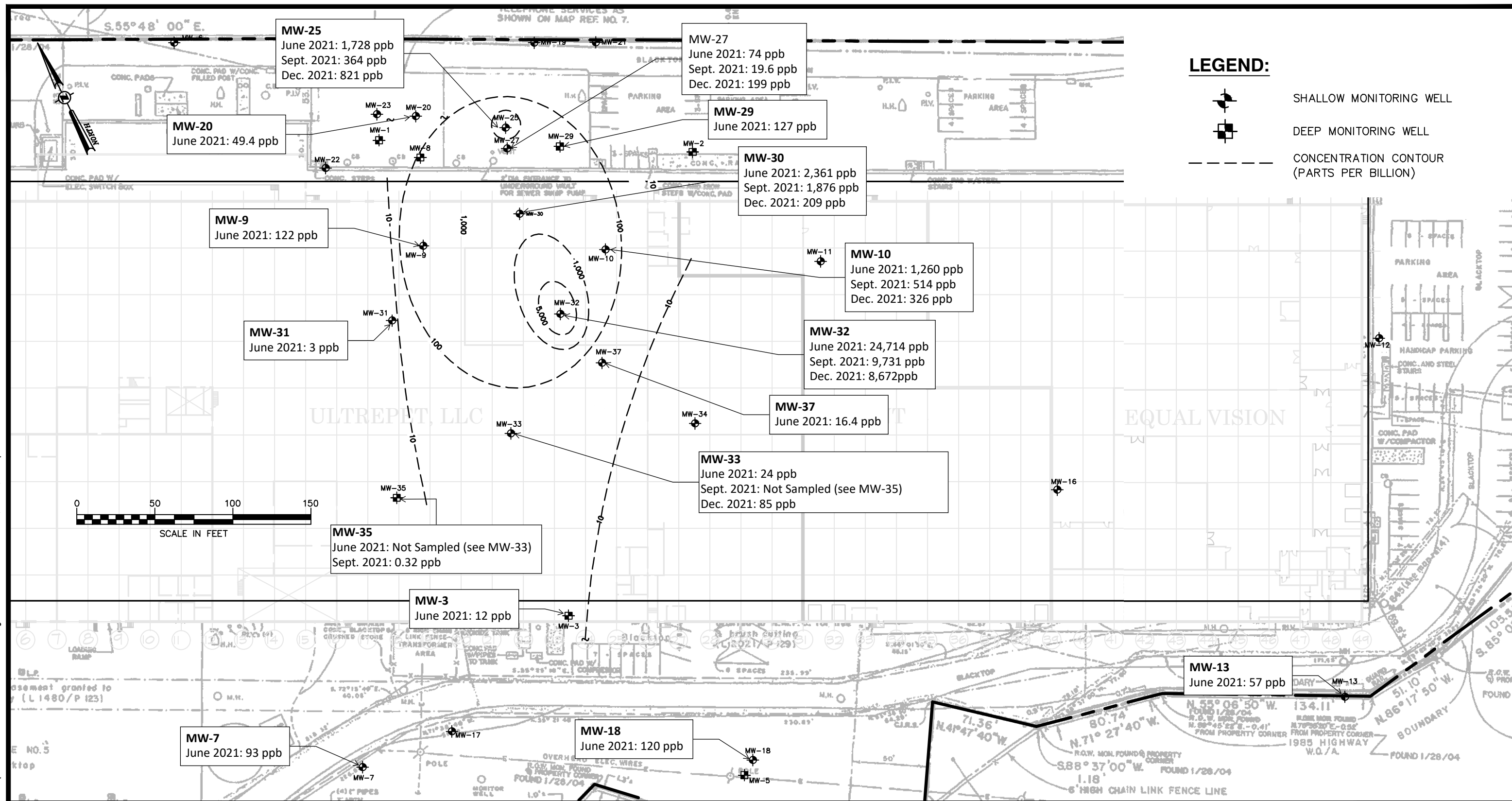
136 Fuller Road, Albany, New York
BCP Site # C40155
LaBella Project # CZ90618.00






GROUNDWATER CONTOUR MAP
December 16, 2021

designed BWF	checked ASR
date 2/3/22	scale 1"=50'
project no. 90618.00	
sheet no. 1	

Drawing Name: C:\temp\AcPublish_20320\90618.00_PP_2021-December.dwg Date Printed: Feb 04, 2022, 1:00pm



LEGEND:

-  SHALLOW MONITORING WELL
-  DEEP MONITORING WELL
-  CONCENTRATION CONTOUR (PARTS PER BILLION)

ALL RIGHTS RESERVED. COPY OR REPRODUCTION OF THIS PLAN OR ANY PORTION, THEREOF IS PROHIBITED WITHOUT THE WRITTEN PERMISSION OF THE DESIGN ENGINEER, SURVEYOR, OR ARCHITECT.

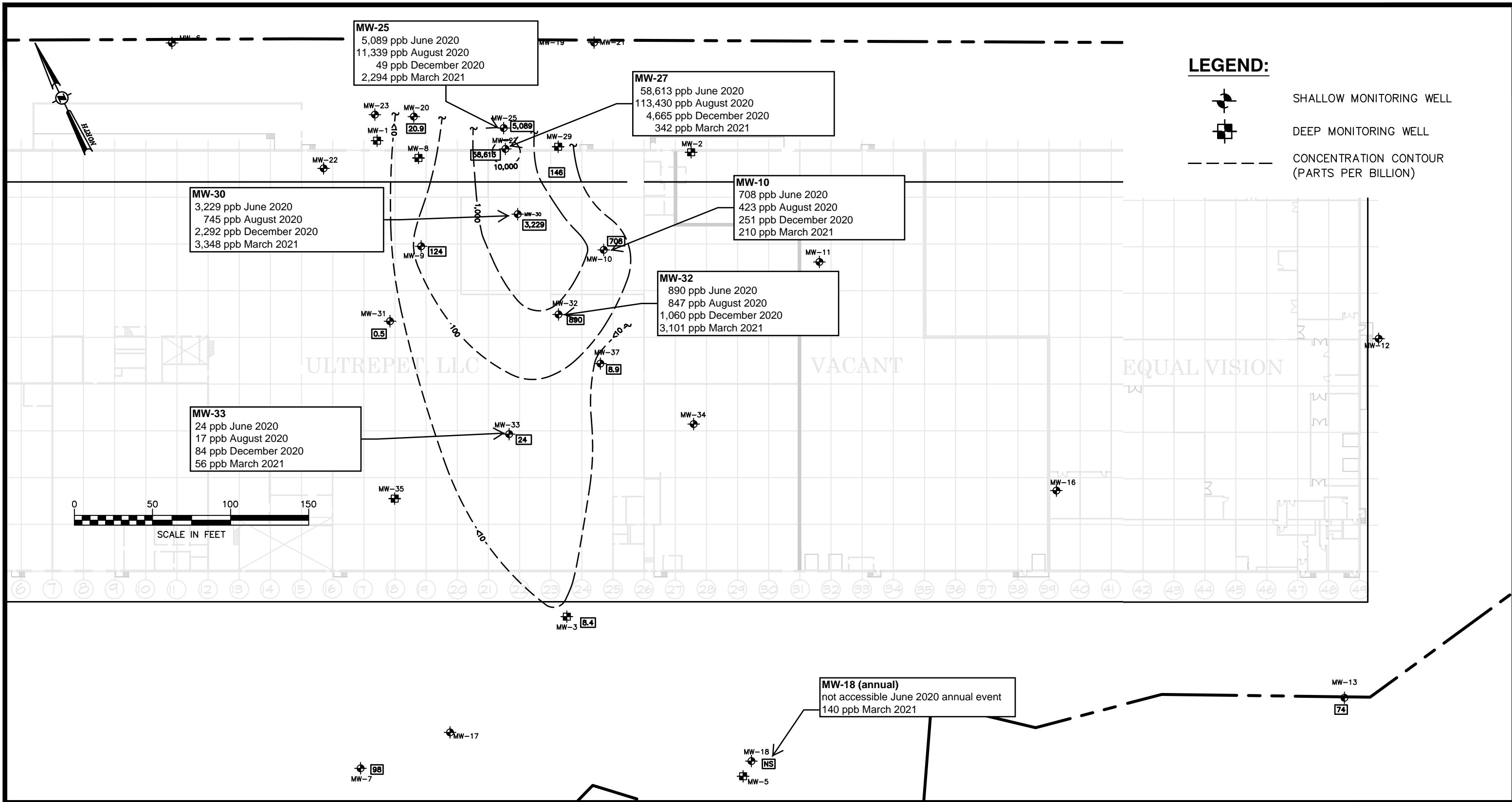
136 Fuller Road, Albany, New York
BCP Site # C40155
LaBella Project # CZ90618.00






TOTAL CVOCs IN GROUNDWATER
IN PARTS PER BILLION
(December 2021)

designed BWF	checked ASR
date 2/4/2022	scale 1"=60'
project no. 90618.00	
sheet no. Figure 2	

Drawing Name: C:\temp\AcPublish_12164\90618.00_PPB_2020--JUNE.dwg Date Printed: Jan 28, 2021, 12:09pm



LEGEND:

-  SHALLOW MONITORING WELL
-  DEEP MONITORING WELL
-  CONCENTRATION CONTOUR (PARTS PER BILLION)

MW-25
 5,089 ppb June 2020
 11,339 ppb August 2020
 49 ppb December 2020
 2,294 ppb March 2021

MW-27
 58,613 ppb June 2020
 113,430 ppb August 2020
 4,665 ppb December 2020
 342 ppb March 2021


MW-30
 3,229 ppb June 2020
 745 ppb August 2020
 2,292 ppb December 2020
 3,348 ppb March 2021

MW-10
 708 ppb June 2020
 423 ppb August 2020
 251 ppb December 2020
 210 ppb March 2021

MW-32
 890 ppb June 2020
 847 ppb August 2020
 1,060 ppb December 2020
 3,101 ppb March 2021

MW-33
 24 ppb June 2020
 17 ppb August 2020
 84 ppb December 2020
 56 ppb March 2021

MW-18 (annual)
 not accessible June 2020 annual event
 140 ppb March 2021



ALL RIGHTS RESERVED. COPY OR REPRODUCTION OF THIS PLAN OR ANY PORTION, THEREOF IS PROHIBITED WITHOUT THE WRITTEN PERMISSION OF THE DESIGN ENGINEER, SURVEYOR, OR ARCHITECT.

CHAZEN ENGINEERING, LAND SURVEYING
 & **LANDSCAPE ARCHITECTURE CO., D.P.C.**

Office Locations:

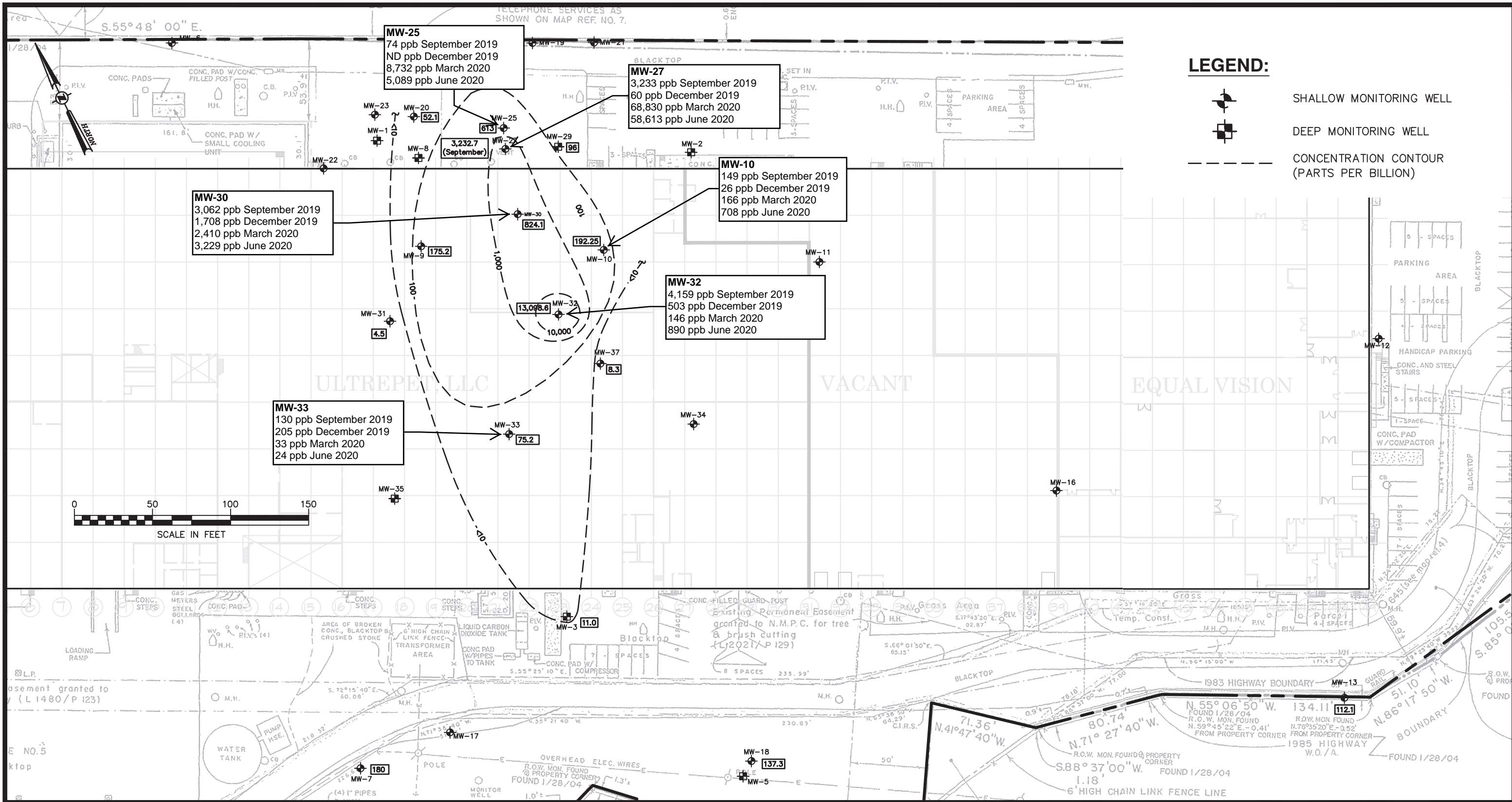
Dutchess County Office: 21 Fox Street Poughkeepsie, New York 12601 Phone: (845) 454-3980	Capital District Office: 547 River Street Troy, New York 12180 Phone: (518) 273-0055	North Country Office: 375 Boy Road Queensbury, New York 12804 Phone: (518) 812-0513
--	--	---

TOTAL CVOCs IN GROUNDWATER IN PARTS PER BILLION (JUNE 2020)
136 FULLER ROAD

Updated in 2021 to show August and December 2020, and March 2021 Results

designed BWF	checked ASR
date 01/28/21	scale 1"=60'
project no. 90618.00	
sheet no. Figure 3A	

Drawing Name: Z:\projects\90600-90699\90618_00_FullerRD\ENG\DWG\90618_00_PPBB_2019-JUNE.dwg Date Printed: Mar 15, 2021, 2:23pm



ALL RIGHTS RESERVED. COPY OR REPRODUCTION OF THIS PLAN OR ANY PORTION, THEREOF IS PROHIBITED WITHOUT THE WRITTEN PERMISSION OF THE DESIGN ENGINEER, SURVEYOR, OR ARCHITECT.

CHAZEN ENGINEERING, LAND SURVEYING
LANDSCAPE ARCHITECTURE CO., D.P.C.

Office Locations:

Dutchess County Office:
21 Fox Street
Poughkeepsie, New York 12601
Phone: (845) 454-3980

Capital District Office:
547 River Street
Troy, New York 12180
Phone: (518) 273-0055

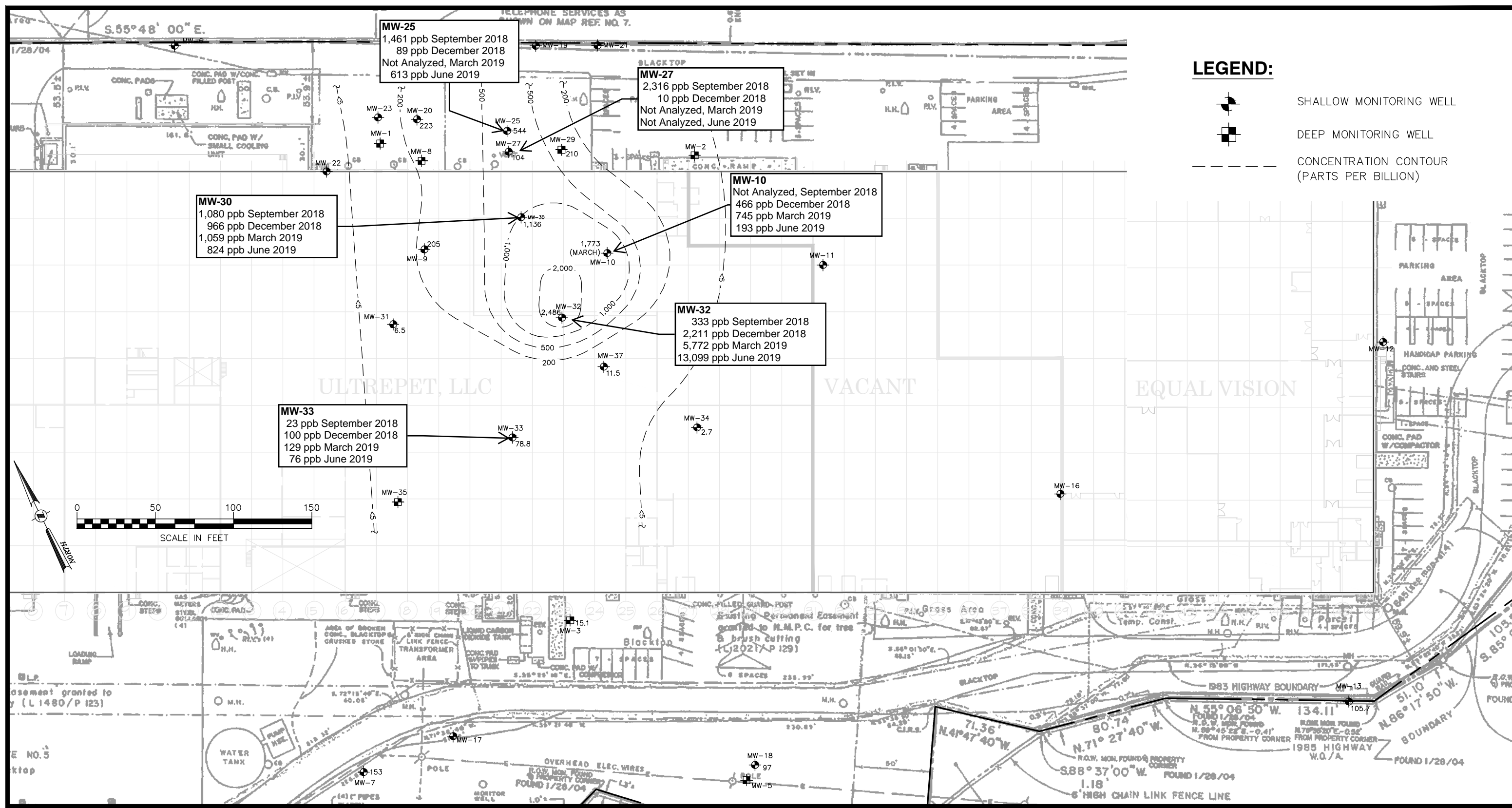
North Country Office:
375 Boy Road
Queensbury, New York 12804
Phone: (518) 812-0513

**TOTAL CVOCs IN GROUNDWATER
IN PARTS PER BILLION (JUNE 2019)
136 FULLER ROAD**

Updated in 2021 to show results from 2019
Q3, 2019 Q4, 2020 Q1, and 2020 Q2.

designed BWF	checked ASR
date 01/28/21	scale 1"=60'
project no. 90618.00	
sheet no. Figure 3B	

Drawing Name: Z:\projects\90600-90699\90618_00 FullerRD\ENG\DWG\90618_00_PP_2018-JUNE.dwg Date Printed: Aug 28, 2018, 9:20am



LEGEND:

- SHALLOW MONITORING WELL
- DEEP MONITORING WELL
- CONCENTRATION CONTOUR (PARTS PER BILLION)

MW-30
 1,080 ppb September 2018
 966 ppb December 2018
 1,059 ppb March 2019
 824 ppb June 2019

MW-25
 1,461 ppb September 2018
 89 ppb December 2018
 Not Analyzed, March 2019
 613 ppb June 2019

MW-27
 2,316 ppb September 2018
 10 ppb December 2018
 Not Analyzed, March 2019
 Not Analyzed, June 2019

MW-10
 Not Analyzed, September 2018
 466 ppb December 2018
 745 ppb March 2019
 193 ppb June 2019

MW-32
 333 ppb September 2018
 2,211 ppb December 2018
 5,772 ppb March 2019
 13,099 ppb June 2019

MW-33
 23 ppb September 2018
 100 ppb December 2018
 129 ppb March 2019
 76 ppb June 2019

ALL RIGHTS RESERVED. COPY OR REPRODUCTION OF THIS PLAN OR ANY PORTION, THEREOF IS PROHIBITED WITHOUT THE WRITTEN PERMISSION OF THE DESIGN ENGINEER, SURVEYOR, OR ARCHITECT.

CHAZEN ENGINEERING, LAND SURVEYING
 & LANDSCAPE ARCHITECTURE CO., D.P.C.
 Office Locations:
 Dutchess County Office: 21 Fox Street, Poughkeepsie, New York 12601, Phone: (845) 454-3980
 Capital District Office: 547 River Street, Troy, New York 12180, Phone: (518) 273-0055
 North Country Office: 375 Bay Road, Queensbury, New York 12804, Phone: (518) 812-0513

TOTAL CVOCs IN GROUNDWATER IN PARTS PER BILLION (JUNE 2018)
136 FULLER ROAD
 Updated in 2021 to show results from 2018 Q3, 2018 Q4, 2019 Q1, 2019 Q2 .

designed SEM	checked WGO
date 06/13/18	scale 1"=60'
project no. 90618.00	
sheet no. FIG.3C	

NOTES:

All data are reported in micrograms per liter (ug/L) = parts per billion (ppb)

NS indicates that there is no listed standard for that analyte

NA indicate that the compound was not included on the list of analytes

Results which exceed 6 NYCRR Part 703.5 ambient groundwater standards and guidance values have been **bolded**

Bolded cells indicate values that are greater than the standard; Shaded cells indicate values that are greater than the standard and which were not identified as

* = Guidance Value

+ Applies to the sum of trans-1,3-Dichloropropene and cis-1,3-Dichloropropene

ND < = indicates the compound was not detected at or above the listed laboratory method reporting limit

B indicates the analyte is found in the associated analysis batch blank.

Italics indicate laboratory method reporting limit is greater than the groundwater quality standard

CCV-E indicates the value reported is ESTIMATED. The value is estimated due to its behavior during continuing calibration verification (>20% Difference for average Rf or >20% Drift for quadratic fit).

ICV-E indicates the value reported is ESTIMATED. The value is estimated due to its behavior during initial calibration verification (recovery exceeded 30% of expected value)

HT-01R This flag indicates that the sample was initially analyzed within recommended hold time and that a re-run was performed outside of the hold time.

D=result is from an analysis that required a dilution

J=analyte detected at or above the MDL (method detection limit) but below the RL (Reporting Limit) - data is estimated

U=analyte not detected at or above the level indicated

E=result is estimated and cannot be accurately reported due to levels encountered or interferences

QL-02 indicates this LCS analyte is outside Laboratory Recovery limits due to the analyte behavior using the reference method. The reference method has certain limitations with respect to analytes of this nature.

SCAL-E The value reported is ESTIMATED. The value is estimated due to its behavior during initial calibration (average Rf>20%).

TFE Remediation System Downtime Notes:

3/16/2020 - (TFE remediation system down 3/13 through 3/18/2020 due to power outages, resolved on 3/18/2020. Normal operation before and after this time period)

6/10/2020 - (System down periodically 6/8 through 6/11/2020 due to pump malfunction, diagnosed and resolved on 6/11/2020. Normal before and after that time period)

3/12/2021 - (TFE remediation system down on this date and down on and off prior 2 weeks due to vacuum sensor errors for the TFE remediation system. Sensor errors resolved on 3/17/2021, normal operation continued)

6/16/2021 - (TFE remediation system running on 6/1/2021 but down prior 6/15/2021 due to vacuum sensor errors. Sensor errors resolved on 6/17/2021, normal operation continued)

Sample Location Sample ID: FRMW (Fuller Rd Monitoring Well)- Well ID# (approx. depth to well bottom) and (Screen Interval) Sample Date Lab Sample ID Groundwater Elevation (ft.)	6 NYCRR Part 703.5	MW10 FRMW-MW10-X15 (10-15')															
		7/19/2010	5/31/2011	7/21/2011	9/29/2011	12/14/2011	2/22/2012	4/30/2012	6/28/2012	9/25/2012	12/19/2012	3/14/2013	6/12/2013	9/17/2013	11/19/2013	3/26/2014	6/12/2014
		10G0579-15	11F0120-02	11G0750-02	11J0038-02	11L0632-02	12B0883-02	12E0113-04	12F0976-02	12I0945-04	12L0807-04	--	13F0453-06	13I0664-05	13K0803-05	14C0921-04	14F0651-05
Analyte	ppb	ppb	ppb	ppb	ppb	ppb	ppb	ppb	ppb	ppb	ppb	ppb	ppb	ppb	ppb	ppb	
1,1,1-Trichloroethane	5	670	260	65 J	300	280	8.2	180	190	45	7.8	260	180	84	1.1	0.66	
1,1,2,2-Tetrachloroethane	5	ND< 250	ND< 5.0	ND< 5.0	ND< 5.0	ND< 250	ND< 5.0	ND< 50	ND< 5.0	ND< 5.0	ND< 5.0	ND< 5.0	ND< 5.0	ND< 5	ND< 0.5	ND< 0.5	
1,1,2-Trichloro-1,2,2-trifluoroethane	5	ND< 250	ND< 5.0	ND< 5.0	ND< 5.0	ND< 250	ND< 5.0	ND< 50	ND< 5.0	ND< 5.0	ND< 5.0	ND< 5.0	ND< 5.0	ND< 5	ND< 0.5	ND< 0.5	
1,1,2-Trichloroethane	1	ND< 250	ND< 5.0	ND< 5.0	ND< 5.0	ND< 250	ND< 5.0	ND< 50	ND< 5.0	ND< 5.0	ND< 5.0	ND< 5.0	ND< 5.0	ND< 5	ND< 0.5	ND< 0.5	
1,1-Dichloroethane	5	310	47 J	17	97	55 J	0.86 J	37 J	44 J	23	2.8 J	95	67	23	ND< 0.5	ND< 0.5	
1,1-Dichloroethylene	5	87 J	31 J	14	50	ND< 250	ND< 5.0	ND< 50	34	12	1.4 J	62	45	16	ND< 0.5	ND< 0.5	
1,2,3-Trichlorobenzene	5	na	na	na	na	na	na	na	na	na	na	na	na	na	ND< 0.5	ND< 0.5	
1,2,4-Trichlorobenzene	5	ND< 500	ND< 10	ND< 10	ND< 10	ND< 500	ND< 10	ND< 100	ND< 10	ND< 10	ND< 10	ND< 10	ND< 10	ND< 10	ND< 0.5	ND< 0.5	
1,2-Dibromo-3-chloropropane	0.04	ND< 250	ND< 10	ND< 10	ND< 10	ND< 500	ND< 10	ND< 100	ND< 10	ND< 10	ND< 10	ND< 10	ND< 10	ND< 10	ND< 0.5	ND< 0.5	
1,2-Dibromoethane	0.0006	ND< 250	ND< 5.0	ND< 5.0	ND< 5.0	ND< 250	ND< 5.0	ND< 50	ND< 5.0	ND< 5.0	ND< 5.0	ND< 5.0	ND< 5.0	ND< 5	ND< 0.5	ND< 0.5	
1,2-Dichlorobenzene	3	na	na	na	na	na	na	na	na	na	na	na	na	na	ND< 0.5	ND< 0.5	
1,2-Dichloroethane	0.6	ND< 250	ND< 5.0	ND< 5.0	ND< 5.0	ND< 250	ND< 5.0	ND< 50	ND< 5.0	ND< 5.0	ND< 5.0	ND< 5.0	ND< 5.0	ND< 5	ND< 0.5	ND< 0.5	
1,2-Dichloropropane	1	ND< 250	ND< 5.0	ND< 5.0	ND< 5.0	ND< 250	ND< 5.0	ND< 50	ND< 5.0	ND< 5.0	ND< 5.0	ND< 5.0	ND< 5.0	ND< 5	ND< 0.5	ND< 0.5	
1,3-Dichlorobenzene	3	na	na	na	na	na	na	na	na	na	na	na	na	na	ND< 0.5	ND< 0.5	
1,4-Dichlorobenzene	3	na	na	na	na	na	na	na	na	na	na	na	na	na	ND< 0.5	ND< 0.5	
2-Butanone	50*	ND< 250	ND< 10	ND< 10	ND< 10	ND< 500	ND< 10	ND< 100	ND< 10	ND< 10	ND< 10	ND< 10	ND< 10	ND< 10	ND< 0.5	ND< 0.5	
2-Hexanone	50*	ND< 250	ND< 5.0	ND< 5.0	ND< 5.0	ND< 250	ND< 5.0	ND< 50	ND< 5.0	ND< 5.0	ND< 5.0	ND< 5.0	ND< 5.0	ND< 5	ND< 0.5	ND< 0.5	
Methyl isobutyl ketone (4-Methyl-2-pentanone)	NS	ND< 500	ND< 10	ND< 10	ND< 10	ND< 500	ND< 10	ND< 100	ND< 10	ND< 10	ND< 10	ND< 10	ND< 10	ND< 10	ND< 0.5	ND< 0.5	
Acetone	50*	ND< 270 J	ND< 10	ND< 10	ND< 10	ND< 500	ND< 10	6.2 B-Dil, J	ND< 10	ND< 10	ND< 10	ND< 10	ND< 10	ND< 10	ND< 2	ND< 2.0	
Benzene	1	ND< 250	ND< 5.0	ND< 5.0	ND< 5.0	ND< 250	ND< 5.0	ND< 50	ND< 5.0	ND< 5.0	ND< 5.0	ND< 5.0	ND< 5.0	ND< 5	ND< 0.5	ND< 0.5	
Bromochloromethane	5	na	na	na	na	na	na	na	na	na	na	na	na	na	ND< 0.5	ND< 0.5	
Bromodichloromethane	50*	ND< 250	ND< 5.0	ND< 5.0	ND< 5.0	ND< 250	ND< 5.0	ND< 50	ND< 5.0	ND< 5.0	ND< 5.0	ND< 5.0	ND< 5.0	ND< 5	ND< 0.5	ND< 0.5	
Bromoform	50*	ND< 250	ND< 5.0	ND< 5.0	ND< 5.0	ND< 250	ND< 5.0	ND< 50	ND< 5.0	ND< 5.0	ND< 5.0	ND< 5.0	ND< 5.0	ND< 5	ND< 0.5	ND< 0.5	
Bromomethane	5	ND< 250 J	ND< 5.0	ND< 5.0	ND< 5.0	ND< 250	ND< 5.0	ND< 50	ND< 5.0	ND< 5.0	ND< 5.0	ND< 5.0	ND< 5.0	ND< 5	ND< 0.5	ND< 0.5	
Carbon disulfide	60*	ND< 250	ND< 5.0	ND< 5.0	ND< 5.0	ND< 250	ND< 5.0	ND< 50	ND< 5.0	ND< 5.0	ND< 5.0	ND< 5.0	ND< 5.0	ND< 5	ND< 0.5	ND< 0.5	
Carbon tetrachloride	5	ND< 250	ND< 5.0	ND< 5.0	ND< 5.0	ND< 250	ND< 5.0	ND< 50	ND< 5.0	ND< 5.0	ND< 5.0	ND< 5.0	ND< 5.0	ND< 5	ND< 0.5	ND< 0.5	
Chlorobenzene	5	ND< 250	ND< 5.0	ND< 5.0	ND< 5.0	ND< 250	ND< 5.0	ND< 50	ND< 5.0	ND< 5.0	ND< 5.0	ND< 5.0	ND< 5.0	ND< 5	ND< 0.5	ND< 0.5	
Chloroethane	5	ND< 250	3.2 J	1.3 J	2.2	ND< 250	ND< 5.0	ND< 50	1.6 J	ND< 5.0	ND< 5.0	ND< 5.0	ND< 5.0	ND< 5	ND< 0.5	ND< 0.5	
Chloroform	7	ND< 250	ND< 5.0	ND< 5.0	ND< 5.0	ND< 250	ND< 5.0	ND< 50	ND< 5.0	ND< 5.0	ND< 5.0	ND< 5.0	ND< 5.0	ND< 5	12	13	
Chloromethane	5	ND< 250	ND< 5.0	ND< 5.0	ND< 5.0	ND< 250	ND< 5.0	ND< 50	ND< 5.0	ND< 5.0	ND< 5.0	ND< 5.0	ND< 5.0	ND< 5	ND< 0.5	ND< 0.5	
cis-1,2-Dichloroethylene	5	8,700	3,300	830	3,800	2,900	67	2,000	2,600	940	170	2,800	4,600	1,500 HT-01R	11	2.7	
cis-1,3-Dichloropropylene	0.4*	ND< 250	ND< 5.0	ND< 5.0	ND< 5.0	ND< 250	ND< 5.0	ND< 50	ND< 5.0	ND< 5.0	ND< 5.0	ND< 5.0	ND< 5.0	ND< 5	ND< 0.5	ND< 0.5	
Cyclohexane	NS	na	na	na	na	na	na	na	na	na	na	na	na	na	ND< 0.5	ND< 0.5	
Dibromochloromethane	50*	ND< 250	ND< 5.0	ND< 5.0	ND< 5.0	ND< 250	ND< 5.0	ND< 50	ND< 5.0	ND< 5.0	ND< 5.0	ND< 5.0	ND< 5.0	ND< 5	ND< 0.5	ND< 0.5	
Dichlorodifluoromethane	5	ND< 250	ND< 5.0	ND< 5.0	ND< 5.0	ND< 250	ND< 5.0	ND< 50	2.5 J	ND< 5.0	ND< 5.0	ND< 5.0	ND< 5.0	ND< 5	ND< 0.5	ND< 0.5	
Ethyl Benzene	5	ND< 250	ND< 5.0	ND< 5.0	ND< 5.0	ND< 250	ND< 5.0	ND< 50	ND< 5.0	ND< 5.0	ND< 5.0	ND< 5.0	ND< 5.0	ND< 5	ND< 0.5	ND< 0.5	
Isopropylbenzene	5	ND< 250	ND< 5.0	ND< 5.0	ND< 5.0	ND< 250	ND< 5.0	ND< 50	ND< 5.0	ND< 5.0	ND< 5.0	ND< 5.0	ND< 5.0	ND< 5	ND< 0.5	ND< 0.5	
Methyl acetate	NS	na	na	na	na	na	na	na	na	na	na	na	na	na	ND< 0.5	ND< 0.5	
Methyl tert-butyl ether (MTBE)	10*	ND< 250	0.39 J	1.0 J	ND< 5.0	ND< 250	ND< 5.0	ND< 50	0.42 J	1.2 J	0.84 J	ND< 5.0	ND< 5.0	ND< 5	ND< 0.5	ND< 0.5	
Methylcyclohexane	NS	na	na	na	na	na	na	na	na	na	na	na	na	na	ND< 0.5	ND< 0.5	
Methylene chloride	5	ND< 430 J	ND< 10	ND< 10	2.8	ND< 500	ND< 10	4.2 B-Dil, J	ND< 10	3.0 J,B	ND< 10	ND< 10	ND< 10	ND< 10	ND< 2	ND< 2.0	
o-Xylene	5	ND< 250	ND< 5.0	ND< 5.0	ND< 5.0	ND< 250	ND< 5.0	ND< 50	ND< 5.0	ND< 5.0	ND< 5.0	ND< 5.0	ND< 5.0	ND< 5	ND< 0.5	ND< 0.5	
p- & m- Xylenes	5	46 J	ND< 10	ND< 10	ND< 10	ND< 250	ND< 10	ND< 100	ND< 10	ND< 10	ND< 10	ND< 10	ND< 10	ND< 10	ND< 1	ND< 1.0	
Styrene	5	ND< 250	ND< 5.0	ND< 5.0	ND< 5.0	ND< 250	ND< 5.0	ND< 50	ND< 5.0	ND< 5.0	ND< 5.0	ND< 5.0	ND< 5.0	ND< 5	ND< 0.5	ND< 0.5	
Tetrachloroethylene	5	670	480	140 J	190	230 J	200	160	160 J	33 J	22	57	51	55	31	24	
Toluene	5	ND< 250	ND< 5.0	ND< 5.0	ND< 5.0	ND< 250	ND< 5.0	ND< 50	ND< 5.0	ND< 5.0	ND< 5.0	ND< 5.0	ND< 5.0	ND< 5	ND< 0.5	ND< 0.5	
trans-1,2-Dichloroethylene	5	ND< 250	17	3.5 J	10	ND< 250	ND< 5.0	ND< 50	10	ND< 5.0	ND< 5.0	ND< 5.0	ND< 5.0	ND< 5	ND< 0.5	ND< 0.5	
trans-1,3-Dichloropropylene	0.4*	ND< 250	ND< 5.0	ND< 5.0	ND< 5.0	ND< 250	ND< 5.0	ND< 50	ND< 5.0	ND< 5.0	ND< 5.0	ND< 5.0	ND< 5.0	ND< 5	ND< 0.5	ND< 0.5	
Trichloroethylene	5	440	110	26	55	130 J	71	73	120 J	15	3.8 J	29	19	16	2.4	1.9	
Trichlorofluoromethane (freon 11)	5	ND< 250	3.5 J	3.2 J	2.3	ND< 250	ND< 5.0	ND< 50	1.8 J	0.83 J	ND< 5.0	1.2 J	1 J	ND< 5	ND< 0.5	ND< 0.2	
Vinyl Chloride	2	ND< 250	ND< 5.0	ND< 5.0	ND< 5.0	ND< 250	ND< 5.0	ND< 50	ND< 5.0	ND< 5.0	ND< 5.0	1 J	0.87 J	ND< 5	ND< 0.5	ND< 0.5	
Total VOC concentration	NS	10,923	4,252	1,101	4,509	3,595	347	2,460	3,164	1,073	209	3,305.20	4,975.87	1,699.30	57.50	42.26	
Total CVOC concentration	NS	10,877	4,252	1,100	4,509	3,595	347	2,454	3,164	1,072	208	3,305.20	4,975.87	1,699.30	57.50	42.26	
Total Petro-VOC concentration	NS	46	0	1	0	0	0	0	0	1	1	0	0	0	0	0	
Other VOC concentration	NS	0	0	0	0	0	0	6.2	0	0	0	0	0	0	0	0	
Location of screen		Across water table (243' - 238' amsl)															

WELL DRY

na

Sample Location Sample ID: FRMW (Fuller Rd Monitoring Well)- Well ID# (approx. depth to well bottom) and (Screen Interval) Sample Date Lab Sample ID Groundwater Elevation (ft.)	6 NYCRR Part 703.5	MW10 'FRMW-MW10-X15 (10-15)'															
		9/16/2014	12/15/2014	3/10/2015	6/25/2015	9/16/2015	11/30/2015	3/3/2016	5/26/2016	9/29/2016	10/31/2016	12/1/2016	3/28/2017	6/28/2017	9/29/2017	12/11/2017	3/29/2018
		14I0784-03	--	--	15F1052-11	--	--	16C0192-06	--	--	--	--	--	17F1193-07	17J0005-01	--	18C1190-06
		238.64	<237.50	<237.50	238.57	<237.50	<237.50	238.58	<237.50	<238.20	<238.20	<238.20	<238.20	239.61	238.58	<238.20	238.48
Analyte	ppb	ppb	--	--	ppb	--	--	--	--	--	--	--	ppb	ppb	--	ppb	
1,1,1-Trichloroethane	5	0.5			21			43					310	83		65	
1,1,2,2-Tetrachloroethane	5	ND< 0.5			ND< 0.5			ND< 0.2					ND< 80	ND< 0.40		ND< 0.20	
1,1,2-Trichloro-1,2,2-trifluoroethane	5	ND< 0.5			ND< 0.5			ND< 0.2					ND< 80	ND< 0.40		ND< 0.20	
1,1,2-Trichloroethane	1	ND< 0.5			ND< 0.5			ND< 0.2					ND< 80	ND< 0.40		ND< 0.20	
1,1-Dichloroethane	5	ND< 0.5			6.3			20					140 J	36		64	
1,1-Dichloroethylene	5	ND< 0.5			5.7			15					280	67		57	
1,2,3-Trichlorobenzene	5	ND< 0.5			ND< 0.5			ND< 0.2					ND< 80	ND< 0.40		ND< 0.20	
1,2,4-Trichlorobenzene	5	ND< 0.5			ND< 0.5			ND< 0.2					ND< 80	ND< 0.40		ND< 0.20	
1,2-Dibromo-3-chloropropane	0.04	ND< 2			ND< 0.5			ND< 0.2					ND< 80	ND< 0.40		ND< 0.20	
1,2-Dibromoethane	0.0006	ND< 0.5			ND< 0.5			ND< 0.2					ND< 80	ND< 0.40		ND< 0.20	
1,2-Dichlorobenzene	3	ND< 0.5			ND< 0.5			ND< 0.2					ND< 80	ND< 0.40		ND< 0.20	
1,2-Dichloroethane	0.6	ND< 0.5			ND< 0.5			0.36 J					ND< 80	ND< 0.40		2.7	
1,2-Dichloropropane	1	ND< 0.5			ND< 0.5			ND< 0.2					ND< 80	ND< 0.40		ND< 0.20	
1,3-Dichlorobenzene	3	ND< 0.5			ND< 0.5			ND< 0.2					ND< 80	ND< 0.40		ND< 0.20	
1,4-Dichlorobenzene	3	ND< 0.5			ND< 0.5			ND< 0.2					ND< 80	ND< 0.40		ND< 0.20	
2-Butanone	50*	ND< 2			ND< 0.5			ND< 0.8					ND< 80	ND< 0.40		ND< 0.20	
2-Hexanone	50*	ND< 0.5			ND< 0.5			ND< 0.2					ND< 80	ND< 0.40		ND< 0.20	
Methyl isobutyl ketone (4-Methyl-2-pentanone)	NS	ND< 0.5			ND< 0.5			ND< 0.2					ND< 80	ND< 0.40		ND< 0.20	
Acetone	50*	ND< 2			ND< 2			ND< 1					660 J	2.2 J		ND< 1.0	
Benzene	1	ND< 0.5			ND< 0.5			ND< 0.2					ND< 80	0.44 JD		0.46 J	
Bromochloromethane	5	ND< 0.5			ND< 0.5			ND< 0.2					ND< 80	ND< 0.40		ND< 0.20	
Bromodichloromethane	50*	ND< 0.5			ND< 0.5			ND< 0.2					ND< 80	ND< 0.40		ND< 0.20	
Bromoform	50*	ND< 0.5			ND< 0.5			ND< 0.2					ND< 80	ND< 0.40		ND< 0.20	
Bromomethane	5	ND< 0.5			ND< 0.5			ND< 0.2					ND< 80	ND< 0.40		ND< 0.20	
Carbon disulfide	60*	ND< 0.5	WELL DRY	WELL DRY	ND< 0.5	WELL DRY	WELL DRY	0.34 J	WELL DRY	WELL DRY	WELL DRY	WELL DRY	ND< 80	ND< 0.40	WELL DRY	ND< 0.20	
Carbon tetrachloride	5	ND< 0.5			ND< 0.5			ND< 0.2					ND< 80	ND< 0.40		ND< 0.20	
Chlorobenzene	5	ND< 0.5			ND< 0.5			ND< 0.2					ND< 80	ND< 0.40		ND< 0.20	
Chloroethane	5	ND< 0.5			0.32 J			ND< 0.2					ND< 80	ND< 0.40		ND< 0.20	
Chloroform	7	7.5			ND< 0.5			ND< 0.2					ND< 80	ND< 0.40		0.38 J	
Chloromethane	5	ND< 0.5			ND< 0.5			ND< 0.2					ND< 80	ND< 0.40		ND< 0.20	
cis-1,2-Dichloroethylene	5	6.2			730			670					5,500	650		1,500	
cis-1,3-Dichloropropylene	0.4*	ND< 0.5			ND< 0.5			ND< 0.2					ND< 80	ND< 0.40		ND< 0.20	
Cyclohexane	NS	ND< 0.5			ND< 0.5			ND< 0.2					ND< 80	0.74 J		ND< 0.2	
Dibromochloromethane	50*	ND< 0.5			ND< 0.5			ND< 0.2					ND< 80	ND< 0.40		ND< 0.20	
Dichlorodifluoromethane	5	ND< 0.5			ND< 0.5			0.62					ND< 80	1.7 D		0.77	
Ethyl Benzene	5	ND< 0.5			ND< 0.5			ND< 0.2					ND< 80	ND< 0.40		ND< 0.20	
Isopropylbenzene	5	ND< 0.5			ND< 0.5			ND< 0.2					ND< 80	ND< 0.40		ND< 0.20	
Methyl acetate	NS	ND< 0.5			ND< 0.5			ND< 0.2					ND< 80	ND< 0.40		ND< 0.20	
Methyl tert-butyl ether (MTBE)	10*	ND< 0.5			ND< 0.5			ND< 0.2					ND< 80	0.76 J		ND< 0.2	
Methylcyclohexane	NS	ND< 0.5			0.2 J			ND< 0.2					ND< 80	ND< 0.40		ND< 0.20	
Methylene chloride	5	1.1 J			ND< 2			ND< 1					ND< 400	ND< 2.0		ND< 1.0	
o-Xylene	5	ND< 0.5			ND< 0.5			ND< 0.2					ND< 80	ND< 0.40		ND< 0.20	
p- & m- Xylenes	5	ND< 1			ND< 1			ND< 0.5					ND< 200	ND< 1.0		ND< 0.5	
Styrene	5	ND< 0.5			ND< 0.5			ND< 0.2					ND< 80	ND< 0.40		ND< 0.20	
Tetrachloroethylene	5	8.9			12			14					ND< 80	34 B		14	
Toluene	5	ND< 0.5			ND< 0.5			ND< 0.2					ND< 80	ND< 0.40		ND< 0.20	
trans-1,2-Dichloroethylene	5	ND< 0.5			3.0			1.4					ND< 80	11		17	
trans-1,3-Dichloropropylene	0.4*	ND< 0.5			ND< 0.5			ND< 0.2					ND< 80	ND< 0.40		ND< 0.20	
Trichloroethylene	5	1.3			5.0			3.7					ND< 80	14		12	
Trichlorofluoromethane (freon 11)	5	ND< 0.5			0.48 J			0.24 J					ND< 80	0.92 J		ND< 0.2	
Vinyl Chloride	2	ND< 0.5			3.5			1.3					ND< 80	3.5		ND< 0.2	
Total VOC concentration	NS	25.50			787.50			770					6890.00	905.26		1,733.31	
Total CVOC concentration	NS	25.50			787.30	na	na	770					6230.00	901.12	na	1,732.85	
Total Petro-VOC concentration	NS	0	na		0.00			0	na	na	na	na	0	1.20	na	0.46	
Other VOC concentration	NS	0			0			0					660	2.94		0	
Location of screen																	Across water table (243' - 238' amsl)

Sample Location Sample ID: FRMW (Fuller Rd Monitoring Well)- Well ID# (approx. depth to well bottom) and (Screen Interval) Sample Date Lab Sample ID Groundwater Elevation (ft.)	6 NYCRR Part 703.5	MW10 FRMW-MW10-X15 (10-15')													MW10		
		6/14/2018	9/6/2018	12/6/2018	3/5/2019	6/11/2019	9/17/2019	12/17/2019	3/16/2020	6/10/2020	8/27/2020	12/14/2020	3/12/2021	6/16/2021	9/29/2021	12/16/2021	
		--	--	18L0310-04	19C0144-04	19F0430-04	19I0905-01	19L0806-01	20C0746-04	20F0477-04	20H1134-01	20L0785-01	21C0753-01	21F0819-13	21J0004-01	21L1055-01	
		238.18	238.48	239.50	240.10	240.43	239.40	239.80	239.99	240.00	238.99	239.08	239.28	239.46	239.60	240.09	
Analyte	ppb	--	--	ppb	ppb	ppb	ppb	ppb	ppb	ppb	ppb	ppb	ppb	ppb	ppb	ppb	
1,1,1-Trichloroethane	5			27	34	8.0	3.6	ND< 2.5	6.4	4.4	3.4 J	1.9	4.4	140	54	11	
1,1,2,2-Tetrachloroethane	5			ND< 0.20	ND< 0.20	ND< 0.20	ND< 0.20	ND< 2.5	ND< 0.20	ND< 0.20	ND< 2.5	ND< 0.20	ND< 0.20	ND< 0.20	ND< 0.20	ND< 0.20	
1,1,2-Trichloro-1,2,2-trifluoroethane	5			ND< 0.20	ND< 0.20	ND< 0.20	ND< 0.20	ND< 2.5	ND< 0.20	ND< 0.20	ND< 2.5	ND< 0.20	ND< 0.20	ND< 0.20	ND< 0.20	ND< 0.20	
1,1,2-Trichloroethane	1			ND< 0.20	ND< 0.20	ND< 0.20	ND< 0.20	ND< 2.5	ND< 0.20	ND< 0.20	ND< 2.5	ND< 0.20	ND< 0.20	1.5	ND< 0.20	ND< 0.20	
1,1-Dichloroethane	5			17	14	3.3	2.6	ND< 2.5	2.7	5.0	4.7 J	3.1	4.2	11	17	4.6	
1,1-Dichloroethylene	5			9.9	26	3.9	1.3	ND< 2.5	1.7 ICV-E	2.6	ND< 2.5	ND< 0.20	2.3	11	9.3	2.8	
1,2,3-Trichlorobenzene	5			ND< 0.20	ND< 0.20	ND< 0.20	ND< 0.20	ND< 2.5	ND< 0.20	ND< 0.20	ND< 2.5	na	ND< 0.20	ND< 0.20	ND< 0.20	ND< 0.20	
1,2,4-Trichlorobenzene	5			ND< 0.20	ND< 0.20	ND< 0.20	ND< 0.20	ND< 2.5	ND< 0.20	ND< 0.20	ND< 2.5	ND< 0.20	ND< 0.20	ND< 0.20	ND< 0.20	ND< 0.20	
1,2-Dibromo-3-chloropropane	0.04			ND< 0.20	ND< 0.20	ND< 0.20	ND< 0.20	ND< 2.5	ND< 0.20	ND< 0.20	ND< 2.5	ND< 0.20	ND< 0.20	ND< 0.20	ND< 0.20	ND< 0.20	
1,2-Dibromoethane	0.0006			ND< 0.20	ND< 0.20	ND< 0.20	ND< 0.20	ND< 2.5	ND< 0.20	ND< 0.20	ND< 2.5	ND< 0.20	ND< 0.20	ND< 0.20	ND< 0.20	ND< 0.20	
1,2-Dichlorobenzene	3			ND< 0.20	ND< 0.20	ND< 0.20	ND< 0.20	ND< 2.5	ND< 0.20	ND< 0.20	ND< 2.5	na	ND< 0.20	ND< 0.20	ND< 0.20	ND< 0.20	
1,2-Dichloroethane	0.6			ND< 0.20	0.58	ND< 0.20	ND< 0.20	ND< 2.5	ND< 0.20	ND< 0.20	ND< 2.5	ND< 0.20	ND< 0.20	0.50	ND< 0.20	ND< 0.20	
1,2-Dichloropropane	1			ND< 0.20	ND< 0.20	ND< 0.20	ND< 0.20	ND< 2.5	ND< 0.20	ND< 0.20	ND< 2.5	ND< 0.20	ND< 0.20	ND< 0.20	ND< 0.20	ND< 0.20	
1,3-Dichlorobenzene	3			ND< 0.20	ND< 0.20	ND< 0.20	ND< 0.20	ND< 2.5	ND< 0.20	ND< 0.20	ND< 2.5	na	ND< 0.20	ND< 0.20	ND< 0.20	ND< 0.20	
1,4-Dichlorobenzene	3			ND< 0.20	ND< 0.20	ND< 0.20	ND< 0.20	ND< 2.5	ND< 0.20	ND< 0.20	ND< 2.5	na	ND< 0.20	ND< 0.20	ND< 0.20	ND< 0.20	
2-Butanone	50*			ND< 0.20	ND< 0.20	ND< 0.20	28	ND< 2.5	ND< 0.20	ND< 0.20	ND< 2.5	ND< 0.20	ND< 0.20	ND< 0.20	ND< 0.20	ND< 0.20	
2-Hexanone	50*			ND< 0.20	ND< 0.20	ND< 0.20	ND< 0.20	ND< 2.5	ND< 0.20	ND< 0.20	ND< 5.0	ND< 0.20	ND< 0.20	ND< 0.20	ND< 0.20	ND< 1.0	
Methyl isobutyl ketone (4-Methyl-2-pentanone)	NS			ND< 0.20	ND< 0.20	ND< 0.20	ND< 0.20	ND< 2.5	ND< 0.20	ND< 0.20	ND< 2.5	ND< 0.20	ND< 0.20	ND< 0.20	ND< 0.20	ND< 0.20	
Acetone	50*			ND< 1.00	ND< 1.00	ND< 1.00	ND< 1.00	ND< 5.0	ND< 1.0	ND< 1.0	ND< 2.5	1.7 J	ND< 1	ND< 1	ND< 1.0	ND< 0.20	
Benzene	1			ND< 0.20	ND< 0.20	ND< 0.20	ND< 0.20	ND< 2.5	ND< 0.20	ND< 0.20	ND< 2.5	ND< 0.2	ND< 0.2	0.29 J	ND< 0.20	ND< 0.20	
Bromochloromethane	5			ND< 0.20	ND< 0.20	ND< 0.20	ND< 0.20	ND< 2.5	ND< 0.20	ND< 0.20	ND< 2.5	ND< 0.20	ND< 0.20	ND< 0.20	ND< 0.20	ND< 0.20	
Bromodichloromethane	50*			ND< 0.20	ND< 0.20	ND< 0.20	ND< 0.20	ND< 2.5	ND< 0.20	ND< 0.20	ND< 2.5	ND< 0.20	ND< 0.20	ND< 0.20	ND< 0.20	ND< 0.20	
Bromoform	50*			ND< 0.20	ND< 0.20	ND< 0.20	ND< 0.20	ND< 2.5	ND< 0.20	ND< 0.20	ND< 2.5	ND< 0.20	ND< 0.20	ND< 0.20	ND< 0.20	ND< 0.20	
Bromomethane	5			ND< 0.20	ND< 0.20	ND< 0.20	ND< 0.20	ND< 2.5	ND< 0.20	ND< 0.20	ND< 2.5	ND< 0.20	ND< 0.20	ND< 0.20	ND< 0.20	ND< 0.20	
Carbon disulfide	60*			ND< 0.20	ND< 0.20	ND< 0.20	ND< 0.20	ND< 2.5	ND< 0.20	ND< 0.20	ND< 2.5	ND< 0.20	ND< 0.20	ND< 0.20	ND< 0.20	ND< 0.20	
Carbon tetrachloride	5			ND< 0.20	ND< 0.20	ND< 0.20	ND< 0.20	ND< 2.5	ND< 0.20	ND< 0.20	ND< 2.5	ND< 0.20	ND< 0.20	ND< 0.20	ND< 0.20	ND< 0.20	
Chlorobenzene	5			ND< 0.20	ND< 0.20	ND< 0.20	ND< 0.20	ND< 2.5	ND< 0.20	ND< 0.20	ND< 2.5	ND< 0.20	ND< 0.20	ND< 0.20	ND< 0.20	ND< 0.20	
Chloroethane	5			ND< 0.20	ND< 0.20	ND< 0.20	ND< 0.20	ND< 2.5	ND< 0.20	ND< 0.20	ND< 2.5	ND< 0.20	ND< 0.20	ND< 0.20	ND< 0.20	ND< 0.20	
Chloroform	7			ND< 0.20	ND< 0.20	ND< 0.20	ND< 0.20	ND< 2.5	0.27 J	ND< 0.20	ND< 2.5	ND< 0.20	ND< 0.20	ND< 0.20	ND< 0.20	ND< 0.20	
Chloromethane	5			ND< 0.20	ND< 0.20	ND< 0.20	ND< 0.20	ND< 2.5	ND< 0.20	ND< 0.20	ND< 2.5	0.73	ND< 0.20	ND< 0.20	ND< 0.20	ND< 0.20	
cis-1,2-Dichloroethylene	5			390	620	160	120	14	140	670	390	220	120	1000	410	290	
cis-1,3-Dichloropropylene	0.4 ⁺			ND< 0.20	ND< 0.20	ND< 0.20	ND< 0.20	ND< 2.5	ND< 0.20	ND< 0.20	ND< 2.5	ND< 0.2	ND< 0.2	ND< 0.2	ND< 0.20	ND< 0.20	
Cyclohexane	NS			ND< 0.20	ND< 0.20	ND< 0.20	ND< 0.20	ND< 2.5	ND< 0.20	ND< 0.20	ND< 2.5	na	ND< 0.2	1.3	ND< 0.20	ND< 0.20	
Dibromochloromethane	50*			ND< 0.20	ND< 0.20	ND< 0.20	ND< 0.20	ND< 2.5	ND< 0.20	ND< 0.20	ND< 2.5	ND< 0.2	ND< 0.2	ND< 0.2	ND< 0.20	ND< 0.20	
Dichlorodifluoromethane	5			0.730	0.68	0.36 J	ND< 0.20	ND< 2.5	ND< 0.20	ND< 0.20	ND< 2.5	ND< 0.2	0.2 CCV-E, ICV-E, QL-02	0.48 J	ND< 0.20	ND< 0.20	
Ethyl Benzene	5			ND< 0.20	ND< 0.20	ND< 0.20	ND< 0.20	ND< 2.5	ND< 0.20	ND< 0.20	ND< 2.5	ND< 0.2	ND< 0.2	0.37 J	ND< 0.20	ND< 0.20	
Isopropylbenzene	5			ND< 0.20	ND< 0.20	ND< 0.20	ND< 0.20	ND< 2.5	ND< 0.20	ND< 0.20	ND< 2.5	ND< 0.2	ND< 0.2	0.38 J	ND< 0.20	ND< 0.20	
Methyl acetate	NS			ND< 0.20	ND< 0.20	ND< 0.20	ND< 0.20	ND< 2.5	ND< 0.20	ND< 0.20	ND< 2.5	na	ND< 0.2	ND< 0.2	ND< 0.20	ND< 0.20	
Methyl tert-butyl ether (MTBE)	10*			ND< 0.20	ND< 0.20	ND< 0.20	ND< 0.20	ND< 2.5	ND< 0.20	ND< 0.20	ND< 2.5	0.27 J	0.33 J	0.33 J	0.32 J	ND< 1.20	
Methylcyclohexane	NS			ND< 0.2	0.59	ND< 0.20	ND< 0.20	ND< 2.5	ND< 0.20	ND< 0.20	ND< 5.0	na	ND< 0.2	4.4	ND< 0.20	ND< 2.20	
Methylene chloride	5			ND< 1.0	ND< 1.0	ND< 0.20	ND< 1.0	ND< 5.0	ND< 1.0	ND< 1.0	ND< 2.5	ND< 1	ND< 1	ND< 1	ND< 1.0	ND< 1.0	
o-Xylene	5			ND< 0.20	ND< 0.20	ND< 0.20	ND< 0.20	ND< 2.5	ND< 0.20	ND< 0.20	ND< 2.5	ND< 0.2	ND< 0.2	ND< 0.2	ND< 0.20	ND< 0.20	
p- & m- Xylenes	5			ND< 0.50	ND< 0.50	ND< 0.20	ND< 0.50	ND< 2.5	ND< 0.20	ND< 0.20	ND< 2.5	ND< 0.5	ND< 0.5	ND< 0.5	ND< 0.50	ND< 0.50	
Styrene	5			ND< 0.20	ND< 0.20	ND< 0.20	ND< 0.20	ND< 2.5	ND< 0.20	ND< 0.20	ND< 2.5	ND< 0.2	ND< 0.2	ND< 0.2	ND< 0.20	ND< 0.20	
Tetrachloroethylene	5			11	18	9	10	8.0	11	15	12	6.6	11	17	8.2	7.2	
Toluene	5			ND< 0.20	ND< 0.20	ND< 0.20	ND< 0.20	ND< 2.5	ND< 0.20	ND< 0.20	ND< 2.5	ND< 0.2	ND< 0.2	ND< 0.2	ND< 0.20	ND< 0.20	
trans-1,2-Dichloroethylene	5			1.8	4.80	1.3	1.1	ND< 2.5	0.65	5.2	ND< 2.5	1.9	1.5	2.7	4.5	2.0	
trans-1,3-Dichloropropylene	0.4 ⁺			ND< 0.20	ND< 0.20	ND< 0.20	ND< 0.20	ND< 2.5	ND< 0.20	ND< 0.20	ND< 2.5	ND< 0.2	ND< 0.2	ND< 0.2	ND< 0.20	ND< 0.20	
Trichloroethylene	5			8.4	25	5.9	7.6	3.6 J	2.7	4.1	13	13	13	10 Cal-E	6.8	7.9	
Trichlorofluoromethane (freon 11)	5			ND< 0.20	0.28 J	ND< 0.20	ND< 0.20	ND< 2.5	ND< 0.20	ND< 0.20	ND< 2.5	ND< 0.2	ND< 0.2	0.48 J	0.27 J	ND< 0.20	
Vinyl Chloride	2			0.390 J	1.40	0.49 J	2.4 CCV-E	ND< 2.5	0.64 ICV-E	1.6 QL-02	ND< 2.5	3.4	0.64	4.0	4.1	0.93	
Total VOC concentration	NS			466.22	745.33	192.25	176.60	25.6	166.06	707.9	423.1	252.6	209.8	1,267.0	514.49	326.43	
Total CVOC concentration	NS			466.22	744.74	192.25	148.60	25.6	166.06	707.9	423.1	250.6	209.5	1,260.0	514.17	326.43	
Total Petro-VOC concentration	NS			0	0	0	0	0	0	0	0	0	0.3	1.4	0.32	0.00	
Other VOC concentration	NS			0	1	0	28	0	0	0	0	2	0	6	0.00	0.00	
Location of screen				Across water table (243' - 238' amsl)													water table (243' - 23

Sample Location Sample ID: FRMW (Fuller Rd Monitoring Well)- Well ID# (approx. depth to well bottom) and (Screen Interval)		MW25 FRMW-MW25-X10 (5-10')															
6 NYCRR Part 703.5		7/19/2010	5/31/2011	7/21/2011	9/29/2011	12/13/2011	2/22/2012	4/30/2012	6/27/2012	9/25/2012	12/19/2012	3/14/2013	6/12/2014	6/25/2015	5/26/2016	9/29/2016	10/31/2016
Lab Sample ID Groundwater Elevation (ft.)		10G0579-07	11F0120-04	11G0750-04	11J0038-04	--	--	--	--	--	--	--	--	--	--	1611131-04	16K0022-05
		245.63	240.08	240.09	241.86	239.43	--	--	--	--	--	--	243.62	241.7	242.02	--	--
Analyte	ppb	ppb	ppb	ppb	ppb	--	--	--	--	--	--	--	--	--	--	ppb	ppb
1,1,1-Trichloroethane	5	1,400	76	100	130											32	30
1,1,2,2-Tetrachloroethane	5	ND< 120	ND< 5.0	ND< 50	ND< 250											ND< 0.20	ND< 0.20
1,1,2-Trichloro-1,2,2-trifluoroethane	5	ND< 120	ND< 5.0	ND< 50	68											ND< 0.20	ND< 0.20
1,1,2-Trichloroethane	1	ND< 120	ND< 5.0	ND< 50	ND< 250											ND< 0.20	ND< 0.20
1,1-Dichloroethane	5	340	70	76	160											130	150
1,1-Dichloroethylene	5	na	na	na	na											36	55
1,2,3-Trichlorobenzene	5	ND< 120	7.0	ND< 50	ND< 250											ND< 0.20	ND< 0.20
1,2,4-Trichlorobenzene	5	ND< 250	ND< 10	ND< 100	ND< 500											ND< 0.20	ND< 0.20
1,2-Dibromo-3-chloropropane	0.04	ND< 120	ND< 10	ND< 100	ND< 500											ND< 0.20	ND< 0.20
1,2-Dibromoethane	0.0006	na	na	na	na											ND< 0.20	ND< 0.20
1,2-Dichlorobenzene	3	ND< 120	ND< 5.0	ND< 50	ND< 250											ND< 0.20	ND< 0.20
1,2-Dichloroethane	0.6	ND< 120	ND< 5.0	ND< 50	ND< 250											0.31 J	ND< 0.20
1,2-Dichloropropane	1	ND< 120	ND< 5.0	ND< 50	ND< 250											ND< 0.20	ND< 0.20
1,3-Dichlorobenzene	3	na	na	na	na											ND< 0.20	ND< 0.20
1,4-Dichlorobenzene	3	NA	NA	NA	NA											ND< 0.20	ND< 0.20
2-Butanone	50*	ND< 120	ND< 10	ND< 100	ND< 500											ND< 0.20	ND< 0.20
2-Hexanone	50*	ND< 120	ND< 5.0	ND< 50	ND< 250											ND< 0.20	ND< 0.20
Methyl isobutyl ketone (4-Methyl-2-pentanone)	NS	ND< 250	ND< 10	ND< 100	ND< 500											ND< 0.20	ND< 0.20
Acetone	50*	ND< 160 J	ND< 10	ND< 100	5.6											8.7 CCV-E	7.3 ^{CCV-E, Scal-E}
Benzene	5	na	na	na	na											0.5	0.57
Bromochloromethane	1	ND< 120	ND< 5.0	ND< 50	ND< 250											ND< 0.20	ND< 0.20
Bromodichloromethane	50*	ND< 120	ND< 5.0	ND< 50	ND< 250											ND< 0.20	ND< 0.20
Bromoform	50*	ND< 120	ND< 5.0	ND< 50	ND< 250											ND< 0.20	ND< 0.20
Bromomethane	5	ND< 120	ND< 5.0	ND< 50	ND< 250											ND< 0.20	0.65 B
Carbon disulfide	60*	ND< 120	ND< 5.0	ND< 50	ND< 250											ND< 0.20	14
Carbon tetrachloride	5	ND< 120	ND< 5.0	ND< 50	ND< 250											ND< 0.20	ND< 0.20
Chlorobenzene	5	ND< 120	ND< 5.0	ND< 50	ND< 250											ND< 0.20	ND< 0.20
Chloroethane	5	ND< 120	3.6 J	ND< 50	ND< 250											0.36 J	0.94
Chloroform	7	ND< 120	ND< 5.0	ND< 50	ND< 250											ND< 0.20	ND< 0.20
Chloromethane	5	ND< 120	ND< 5.0	ND< 50	ND< 250											ND< 0.20	3.6
cis-1,2-Dichloroethylene	5	3,500	170	280	1,600											1900	2900
cis-1,3-Dichloropropylene	NS	na	na	na	na											ND< 0.20	ND< 0.20
Cyclohexane	0.4 [†]	ND< 120	ND< 5.0	ND< 50	ND< 250											ND< 0.20	0.23 J
Dibromochloromethane	50*	ND< 120	ND< 5.0	ND< 50	ND< 250											ND< 0.20	ND< 0.20
Dichlorodifluoromethane	5	62 J	290	130	2,100											150	160 CCV-E
Ethyl Benzene	5	380	38	24 J	100											12	14
Isopropylbenzene	NS	na	na	na	na											0.50	0.49 J
Methyl acetate	5	ND< 120	4.2 J	ND< 50	ND< 250											ND< 0.20	ND< 0.20
Methyl tert-butyl ether (MTBE)	NS	na	na	na	na											ND< 0.20	ND< 0.20
Methylcyclohexane	10*	ND< 120	ND< 5.0	ND< 50	ND< 250											1.1	1.3
Methylene chloride	5	ND< 230	ND< 10	16 J,B	3.7											ND< 1	ND< 1
o-Xylene	5	490	21	14 J	86											6.8	9.0
p- & m- Xylenes	5	2,000	89	51 J	320											30	31
Styrene	5	ND< 120	ND< 5.0	ND< 50	ND< 250											ND< 0.20	ND< 0.20
Tetrachloroethylene	5	2,800	140	350	790											140	160
Toluene	5	580	15	13 J	ND< 250											9.0	12
trans-1,2-Dichloroethylene	5	ND< 120	ND< 5.0	ND< 50	ND< 250											33	100
trans-1,3-Dichloropropylene	0.4 [†]	ND< 120	ND< 5.0	ND< 50	ND< 250											ND< 0.20	ND< 0.20
Trichloroethylene	5	810	16	18 J	85											120	140
Trichlorofluoromethane (freon 11)	5	1,200	330	480	9800											180	160
Vinyl Chloride	2	ND< 120	ND< 5.0	ND< 50	ND< 250											1.5	13
Total VOC concentration	NS	13,562	1,269.8	1,552.0	15,248.3											2,791.8	3,963.1
Total CVOC concentration	NS	10,112	1,102.6	1,450.0	14,736.7											2,723.2	3,872.5
Total Petro-VOC concentration	NS	3450.0	167.2	102.0	506.0	na	na	na	na	na	na	na	na	na	na	58.80	67.06
Other VOC concentration	NS	0	0	0	5.6											9.80	23.48
Location of screen		On top of shallow clay (244' - 239' amsl)															

WELL DRY - NOT SAMPLED

Sample Location Sample ID: FRMW (Fuller Rd Monitoring Well)- Well ID# (approx. depth to well bottom) and (Screen Interval)	6 NYCRR Part 703.5	MW25 FRMW-MW25-X10 (5-10')															
		12/1/2016	3/28/2017	6/28/2017	9/29/2017	12/11/2017	3/29/2018	6/14/2018	9/6/2018	12/6/2018	3/5/2019	6/11/2019	9/17/2019	12/17/2019	3/16/2020	6/10/2020	
		16L0074-04	17C1158-02	17F1193-10	17J0005-03	17L0427-01	181190-03	18F0674-13	18I0297-04	18L0310-5	--	19F0430-08	19I0905-02	19L0806-02	20C0746-06	20F0477-07	
Lab Sample ID		242.36	242.36	241.87	241.34	240.86	242.26	241.89	242.47	243.97	--	242.08	241.3	242.49	242.26		
Groundwater Elevation (ft.)																	
Analyte	ppb	ppb	ppb	ppb	ppb	ppb	ppb	ppb	ppb	ppb	--	ppb	ppb	ppb	ppb		
1,1,1-Trichloroethane	5	18	9.2	ND< 20	0.69	3.4	6.8	ND< 10	12	0.59		6.6	ND< 0.20	ND< 2.5	48	16	
1,1,2,2-Tetrachloroethane	5	ND< 0.20	ND< 0.20	ND< 20	ND< 0.20	ND< 0.20	ND< 0.20	ND< 10	ND< 0.40	ND< 0.20		ND< 0.20	ND< 0.20	ND< 2.5	ND< 0.20	ND< 0.20	
1,1,2-Trichloro-1,2,2-trifluoroethane	5	ND< 0.20	ND< 0.20	ND< 20	ND< 0.20	ND< 0.20	ND< 0.20	ND< 10	ND< 0.40	ND< 0.20		ND< 0.20	ND< 0.20	ND< 2.5	ND< 0.20	ND< 0.20	
1,1,2-Trichloroethane	1	ND< 0.20	ND< 0.20	ND< 20	ND< 0.20	ND< 0.20	ND< 0.20	ND< 10	ND< 0.40	ND< 0.20		ND< 0.20	ND< 0.20	ND< 2.5	ND< 0.20	ND< 0.20	
1,1-Dichloroethane	5	130	21	130	4.9	83	54	44	100	12		80	44	ND< 2.5	140	78	
1,1-Dichloroethylene	5	35	4.2	63	2.6	3.5	12	ND< 10	18	1.6		7.9	0.44 J	ND< 2.5	39	15	
1,2,3-Trichlorobenzene	5	ND< 0.20	ND< 0.20	ND< 20	ND< 0.20	ND< 0.20	ND< 0.20	ND< 10	ND< 0.40	ND< 0.20		ND< 0.20	ND< 0.20	ND< 2.5	ND< 0.20	ND< 0.20	
1,2,4-Trichlorobenzene	5	ND< 0.20	ND< 0.20	ND< 20	ND< 0.20	ND< 0.20	ND< 0.20	ND< 10	ND< 0.40	ND< 0.20		ND< 0.20	ND< 0.20	ND< 2.5	ND< 0.20	ND< 0.20	
1,2-Dibromo-3-chloropropane	0.04	ND< 0.20	ND< 0.20	ND< 20	ND< 0.20	ND< 0.20	ND< 0.20	ND< 10	ND< 0.40	ND< 0.20		ND< 0.20	ND< 0.20	ND< 2.5	ND< 0.20	ND< 0.20	
1,2-Dibromoethane	0.0006	ND< 0.20	ND< 0.20	ND< 20	ND< 0.20	ND< 0.20	ND< 0.20	ND< 10	ND< 0.40	ND< 0.20		ND< 0.20	ND< 0.20	ND< 2.5	ND< 0.20	ND< 0.20	
1,2-Dichlorobenzene	3	ND< 0.20	ND< 0.20	ND< 20	ND< 0.20	ND< 0.20	ND< 0.20	ND< 10	ND< 0.40	ND< 0.20		ND< 0.20	ND< 0.20	ND< 2.5	ND< 0.20	ND< 0.20	
1,2-Dichloroethane	0.6	0.26 J	ND< 0.2	ND< 20	ND< 0.20	ND< 0.20	ND< 0.20	ND< 10	ND< 0.40	ND< 0.20		ND< 0.20	ND< 0.20	ND< 2.5	2.3	1.6	
1,2-Dichloropropane	1	ND< 0.20	ND< 0.20	ND< 20	ND< 0.20	ND< 0.20	ND< 0.20	ND< 10	ND< 0.40	ND< 0.20		ND< 0.20	ND< 0.20	ND< 2.5	ND< 0.20	ND< 0.20	
1,3-Dichlorobenzene	3	ND< 0.20	ND< 0.20	ND< 20	ND< 0.20	ND< 0.20	ND< 0.20	ND< 10	ND< 0.40	ND< 0.20		ND< 0.20	ND< 0.20	ND< 2.5	ND< 0.20	ND< 0.20	
1,4-Dichlorobenzene	3	ND< 0.20	ND< 0.20	ND< 20	ND< 0.20	ND< 0.20	ND< 0.20	ND< 10	ND< 0.40	ND< 0.20		ND< 0.20	ND< 0.20	ND< 2.5	ND< 0.20	ND< 0.20	
2-Butanone	50*	ND< 0.20	ND< 0.20	ND< 20	ND< 0.20	ND< 0.20	ND< 0.20	ND< 10	ND< 0.40	ND< 0.20		ND< 0.20	ND< 0.20	ND< 2.5	ND< 0.20	ND< 0.20	
2-Hexanone	50*	ND< 0.20	ND< 0.20	ND< 20	ND< 0.20	ND< 0.20	ND< 0.20	ND< 10	ND< 0.40	ND< 0.20		ND< 0.20	ND< 0.20	ND< 2.5	ND< 0.20	ND< 0.20	
Methyl isobutyl ketone (4-Methyl-2-pentanone)	NS	1.60 ICV-E	ND< 0.20	ND< 20	ND< 0.20	ND< 0.20	1	ND< 10	1.6	ND< 0.20		0.40	J	0.44 J	ND< 2.5	ND< 0.20	
Acetone	50*	6.4 CCV-E, Scf	3.1	ND< 100	4.9	ND< 1.0	2.1	ND< 50	ND< 2.0	ND< 1.00		ND< 1.0	2.3 CCV-E	ND< 5.0	ND< 1.0	ND< 1.0	
Benzene	5	0.42 J	ND< 0.2	ND< 20	ND< 0.20	0.3 J	0.26 J	ND< 10	ND< 0.40	ND< 0.20		0.20	J	ND< 2.5	0.77	0.34 J	
Bromochloromethane	1	ND< 0.20	ND< 0.20	ND< 20	ND< 0.20	ND< 0.20	ND< 0.20	ND< 10	ND< 0.40	ND< 0.20		ND< 0.20	ND< 0.20	ND< 2.5	ND< 0.20	ND< 0.20	
Bromodichloromethane	50*	ND< 0.20	ND< 0.20	ND< 20	ND< 0.20	ND< 0.20	ND< 0.20	ND< 10	ND< 0.40	ND< 0.20		ND< 0.20	ND< 0.20	ND< 2.5	ND< 0.20	ND< 0.20	
Bromoform	50*	ND< 0.20	ND< 0.20	ND< 20	ND< 0.20	ND< 0.20	ND< 0.20	ND< 10	ND< 0.40	ND< 0.20		ND< 0.20	ND< 0.20	ND< 2.5	ND< 0.20	ND< 0.20	
Bromomethane	5	ND< 0.20	ND< 0.20	ND< 20	ND< 0.20	ND< 0.20	ND< 0.20	ND< 10	ND< 0.40	ND< 0.20		ND< 0.20	ND< 0.20	ND< 2.5	ND< 0.20	1.5 CCV-E, ICV-E	
Carbon disulfide	60*	0.37 J	ND< 0.2	ND< 20	ND< 0.20	0.23 J	ND< 0.2	ND< 10	ND< 0.40	ND< 0.20		0.49	J	0.41 J	ND< 2.5	0.24	J
Carbon tetrachloride	5	ND< 0.20	ND< 0.20	ND< 20	ND< 0.20	ND< 0.20	ND< 0.20	ND< 10	ND< 0.40	ND< 0.20		ND< 0.20	ND< 0.20	ND< 2.5	ND< 0.20	ND< 0.20	
Chlorobenzene	5	ND< 0.20	ND< 0.20	ND< 20	ND< 0.20	ND< 0.20	ND< 0.20	ND< 10	ND< 0.40	ND< 0.20		ND< 0.20	ND< 0.20	ND< 2.5	ND< 0.20	ND< 0.20	
Chloroethane	5	0.85	ND< 0.20	ND< 20	1.4	2.5	1.7	ND< 10	2.5	ND< 0.20		0.88	1.3 CCV-E	ND< 2.5	0.84	ICV-E	
Chloroform	7	ND< 0.20	ND< 0.20	ND< 20	ND< 0.20	ND< 0.20	ND< 0.20	ND< 10	4.3	ND< 0.20		ND< 0.20	ND< 0.20	ND< 2.5	ND< 0.20	ND< 0.20	
Chloromethane	5	ND< 0.20	ND< 0.20	ND< 20	ND< 0.20	ND< 0.20	ND< 0.20	ND< 10	ND< 0.40	ND< 0.20		ND< 0.20	ND< 0.20	ND< 2.5	ND< 0.20	ND< 0.20	
cis-1,2-Dichloroethylene	5	2,300 VOA-HDSP	170	1,800	110	130	560	330	1,000	39		140	10	ND< 2.5	5,500	1,500	
cis-1,3-Dichloropropylene	NS	ND< 0.20	ND< 0.20	ND< 20	ND< 0.20	ND< 0.20	ND< 0.20	ND< 10	ND< 0.40	ND< 0.20		ND< 0.20	ND< 0.20	ND< 2.5	ND< 0.20	ND< 0.20	
Cyclohexane	0.4 ⁺	ND< 0.20	ND< 0.20	ND< 20	ND< 0.20	ND< 0.20	ND< 0.20	ND< 10	ND< 0.40	ND< 0.20		ND< 0.20	ND< 0.20	ND< 2.5	ND< 0.20	ND< 0.20	
Dibromochloromethane	50*	ND< 0.20	ND< 0.20	ND< 20	ND< 0.20	ND< 0.20	ND< 0.20	ND< 10	ND< 0.40	ND< 0.20		ND< 0.20	ND< 0.20	ND< 2.5	ND< 0.20	ND< 0.20	
Dichlorodifluoromethane	5	110	63	160	7.8	59	88	78 CCV-E	130	16		89	7.2 CCV-E	ND< 2.5	420	270 ICV-E, QL-Q2	
Ethyl Benzene	5	10	0.5	ND< 20	ND< 0.20	4.2	1.2	ND< 10	4.8	0.43 J		1.5	0.22 J	ND< 2.5	4.8	ND< 0.20	
Isopropylbenzene	NS	0.45 J	ND< 0.2	ND< 20	ND< 0.20	ND< 0.20	ND< 0.20	ND< 10	ND< 0.40	ND< 0.20		ND< 0.20	ND< 0.20	ND< 2.5	0.26	J	
Methyl acetate	5	ND< 0.20	ND< 0.20	ND< 20	ND< 0.20	ND< 0.20	ND< 0.20	ND< 10	ND< 0.40	ND< 0.20		ND< 0.20	ND< 0.20	ND< 2.5	ND< 0.20	ND< 0.20	
Methyl tert-butyl ether (MTBE)	NS	ND< 0.20	ND< 0.20	ND< 20	ND< 0.20	ND< 0.20	ND< 0.20	ND< 10	ND< 0.40	ND< 0.20		ND< 0.20	ND< 0.20	ND< 2.5	ND< 0.20	ND< 0.20	
Methylcyclohexane	10*	1.3	ND< 0.2	ND< 20	ND< 0.20	0.74	ND< 0.2	ND< 10	ND< 0.40	ND< 0.20		ND< 0.20	ND< 0.20	ND< 2.5	0.46	J	
Methylene chloride	5	ND< 1	ND< 1	ND< 100	ND< 1.0	ND< 1.0	ND< 1.0	ND< 50	ND< 0.40	ND< 1.00		ND< 1.0	ND< 1.0	ND< 2.5	ND< 1.0	ND< 1.0	
o-Xylene	5	6.1	0.35 J	ND< 20	0.31 J	3.7	1.5	ND< 10	2.6	ND< 0.20		0.89	ND< 0.20	ND< 2.5	2.5	1.0	
p- & m- Xylenes	5	29	1.8	ND< 50	0.81 J	8.9	3.5	ND< 25	15	ND< 0.50		4.3	0.50 J	ND< 5.0	8.1	0.50 J	
Styrene	5	ND< 0.20	ND< 0.20	ND< 20	ND< 0.20	ND< 0.20	ND< 0.20	ND< 10	ND< 0.40	ND< 0.20		ND< 0.20	ND< 0.20	ND< 2.5	ND< 0.20	ND< 0.20	
Tetrachloroethylene	5	110	15 SCAL-E	240	4.6	6.1	14	16 QL-Q2	35	2.5		19	1.2	ND< 2.5	260	100	
Toluene	5	8.4	0.81	ND< 20	ND< 0.20	5.9	1.5	ND< 10	4.7	0.32 J		1.8	0.6	ND< 2.5	5.1	0.42 J	
trans-1,2-Dichloroethylene	5	58	0.55	ND< 20	0.37 J	5.0	5.4	ND< 10	3.1	ND< 0.20		1.0	0.27 J	ND< 2.5	69	130	
trans-1,3-Dichloropropylene	0.4 ⁺	ND< 0.20	ND< 0.20	ND< 20	ND< 0.20	ND< 0.20	ND< 0.20	ND< 10	ND< 0.40	ND< 0.20		ND< 0.20	ND< 0.20	ND< 2.5	ND< 0.20	ND< 0.20	
Trichloroethylene	5	68	8.8	280	4.0	5.8	15	16 QL-Q2, J	44	6.2		23	1.8	ND< 2.5	150	82	
Trichlorofluoromethane (freon 11)	5	110	84	120	2.0	22	58	42	88	8.9		240	4.9	ND< 2.5	2,100	870	
Vinyl Chloride	2	11	0.84	ND< 20	13	20	31	18 CCV-E, J	24	2.5		5.6	2.8 CCV-E	ND< 2.5	3.3	ICV-E	
Total VOC concentration	NS	3,015.2	383.2	2,793.0	157.4	364.3	856.96	544.00	1489.60	90.04		622.56	78.33	0.00	8754.67	5110.06	
Total CVOC concentration	NS	2,951.1	376.6	2,793.0	151.4	340.3	845.90	544.00	1460.90	89.29		612.98	73.91	0.00	8732.44	5089	
Total Petro-VOC concentration	NS	54.37	3.46	0.00	1.12	23.00	7.96	0.00	27.10	0.75		8.69	1.27	0.00	21.53	2.26	
Other VOC concentration	NS	9.67	3.10	0.00	4.90	0.97	3.10	0.00	1.60	0.00		0.89	3.15	0.00	0.70	18.80	
Location of screen		On top of shallow clay (244' - 239' amsl)															

Sample Location Sample ID: FRMW (Fuller Rd Monitoring Well)- Well ID# (approx. depth to well bottom) and (Screen Interval)	6 NYCRR Part 703.5	MW25 FRMW-MW25-X10 (5-10')					
		8/27/2020	12/14/2020	3/12/2021	6/16/2021	9/29/2021	12/15/2021
		20H1134-02 243.26	20L0785-02 242.17	21C0753-03 243.25	21F0819-14 243.40	21J0004-02 243.62	21L1055-02 242.13
Lab Sample ID Groundwater Elevation (ft.)							
Analyte	ppb	ppb	ppb	ppb	ppb	ppb	ppb
1,1,1-Trichloroethane	5	ND< 5.0	ND< 0.20	15	17	0.94	6.5
1,1,2,2-Tetrachloroethane	5	ND< 5.0	ND< 0.20	ND< 0.20	ND< 0.20	ND< 0.20	ND< 0.20
1,1,2-Trichloro-1,2,2-trifluoroethane	5	ND< 5.0	ND< 0.20	ND< 0.20	ND< 0.20	ND< 0.20	ND< 0.20
1,1,2-Trichloroethane	1	ND< 5.0	ND< 0.20	ND< 0.20	0.38 J	ND< 0.20	ND< 0.20
1,1-Dichloroethane	5	36	2.6	51	52	35	170
1,1-Dichloroethylene	5	5.5 J	ND< 0.2	9.8	17	4.0	29
1,2,3-Trichlorobenzene	5	ND< 5.0	na	ND< 0.20	ND< 0.20	ND< 0.20	ND< 0.20
1,2,4-Trichlorobenzene	5	ND< 5.0	ND< 0.20	ND< 0.20	ND< 0.20	ND< 0.20	ND< 0.20
1,2-Dibromo-3-chloropropane	0.04	ND< 5.0	ND< 0.20	ND< 0.20	ND< 0.20	ND< 0.20	ND< 0.20
1,2-Dibromoethane	0.0006	ND< 5.0	ND< 0.20	ND< 0.20	ND< 0.20	ND< 0.20	ND< 0.20
1,2-Dichlorobenzene	3	ND< 5.0	na	ND< 0.20	ND< 0.20	ND< 0.20	ND< 0.20
1,2-Dichloroethane	0.6	ND< 5.0	ND< 0.20	0.37 J	0.50	ND< 0.20	ND< 0.20
1,2-Dichloropropane	1	ND< 5.0	ND< 0.20	ND< 0.20	ND< 0.20	ND< 0.20	ND< 0.20
1,3-Dichlorobenzene	3	ND< 5.0	na	ND< 0.20	ND< 0.20	ND< 0.20	ND< 0.20
1,4-Dichlorobenzene	3	ND< 5.0	na	ND< 0.20	ND< 0.20	ND< 0.20	ND< 0.20
2-Butanone	50*	ND< 5.0	ND< 0.20	ND< 0.20	ND< 0.20	ND< 0.20	ND< 0.20
2-Hexanone	50*	ND< 10	ND< 0.20	ND< 0.20	ND< 0.20	ND< 0.20	ND< 0.20
Methyl isobutyl ketone (4-Methyl-2-pentanone)	NS	ND< 5.0	ND< 0.20	ND< 0.20	ND< 0.20	ND< 0.20	ND< 0.20
Acetone	50*	ND< 5.0	1.3 J	2.1	1.2 CCV-E,J	1.8 J	ND< 1
Benzene	5	ND< 5.0	ND< 0.2	0.28 J	0.38 J	ND< 0.20	0.4 J
Bromochloromethane	1	ND< 5.0	na	ND< 0.20	ND< 0.20	ND< 0.20	ND< 0.20
Bromodichloromethane	50*	ND< 5.0	ND< 0.20	ND< 0.20	ND< 0.20	ND< 0.20	ND< 0.20
Bromoform	50*	ND< 5.0	ND< 0.20	ND< 0.20	ND< 0.20	ND< 0.20	ND< 0.20
Bromomethane	5	ND< 5.0	ND< 0.20	ND< 0.20	ND< 0.20	ND< 0.20	ND< 0.20
Carbon disulfide	60*	ND< 5.0	ND< 0.20	ND< 0.20	ND< 0.20	ND< 0.20	ND< 0.20
Carbon tetrachloride	5	ND< 5.0	ND< 0.20	ND< 0.20	ND< 0.20	ND< 0.20	ND< 0.20
Chlorobenzene	5	ND< 5.0	ND< 0.20	ND< 0.20	ND< 0.20	ND< 0.20	ND< 0.20
Chloroethane	5	ND< 5.0	ND< 0.20	ND< 0.20	ND< 0.20	2.1	6.5
Chloroform	7	ND< 5.0	ND< 0.20	ND< 0.20	ND< 0.20	ND< 0.20	ND< 0.20
Chloromethane	5	ND< 5.0	ND< 0.20	ND< 0.20	ND< 0.20	ND< 0.20	ND< 0.20
cis-1,2-Dichloroethylene	5	11,000 E	32	990	790	270	340
cis-1,3-Dichloropropylene	NS	ND< 5.0	ND< 0.20	ND< 0.20	ND< 0.20	ND< 0.20	ND< 0.20
Cyclohexane	0.4 [†]	ND< 5.0	na	ND< 0.20	ND< 0.20	ND< 0.20	ND< 0.20
Dibromochloromethane	50*	ND< 5.0	ND< 5.0	ND< 0.20	ND< 0.20	ND< 0.20	ND< 0.20
Dichlorodifluoromethane	5	41	3.1	140	270	19	120
Ethyl Benzene	5	ND< 5.0	ND< 0.20	2.3	4.0	ND< 0.20	1.4
Isopropylbenzene	NS	ND< 5.0	ND< 0.20	ND< 0.20	0.26 J	ND< 0.20	ND< 0.20
Methyl acetate	5	ND< 5.0	na	ND< 0.20	ND< 0.20	ND< 0.20	ND< 0.20
Methyl tert-butyl ether (MTBE)	NS	ND< 5.0	ND< 0.20	ND< 0.20	ND< 0.20	ND< 0.20	ND< 0.20
Methylcyclohexane	10*	ND< 10	na	0.2 J	0.60	ND< 0.20	ND< 0.20
Methylene chloride	5	ND< 5.0	ND< 1	ND< 1	ND< 1.0	ND< 1.0	ND< 1.0
o-Xylene	5	ND< 5.0	ND< 0.20	1.1	1.7	ND< 0.20	0.75
p- & m- Xylenes	5	ND< 5.0	ND< 0.20	9.4	9.2	ND< 0.50	0.51 J
Styrene	5	ND< 5.0	ND< 0.20	ND< 0.20	ND< 0.20	ND< 0.20	ND< 0.20
Tetrachloroethylene	5	27	3	100	110	4.2	25
Toluene	5	ND< 5.0	ND< 0.20	1.9	2.8	ND< 0.20	0.74
trans-1,2-Dichloroethylene	5	ND< 5.0	0.44 J	7.3	6.4	0.32 J	1.1
trans-1,3-Dichloropropylene	0.4 [†]	ND< 5.0	ND< 0.20	ND< 0.20	ND< 0.20	ND< 0.20	ND< 0.20
Trichloroethylene	5	29	1.8	41	67 CCV-E	6.8	58
Trichlorofluoromethane (freon 11)	5	140	2.7	210	110	18	62
Vinyl Chloride	2	60	3.6	25	48	3.8	3.0
Total VOC concentration	NS	11339	50.54	2306.85	1748.42	365.96	824.90
Total CVOC concentration	NS	11338.5	49.24	2293.57	1728.28	364.16	821.10
Total Petro-VOC concentration	NS	0.00	0.00	10.98	18.34	0.00	3.80
Other VOC concentration	NS	0.00	1.30	2.30	1.80	1.80	0.00
Location of screen	On top of shallow clay (244' - 239' amsl)						

Sample Location Sample ID: FRMW (Fuller Rd Monitoring Well)- Well ID# (approx. depth to well bottom) and (Screen Interval) Sample Date Lab Sample ID Groundwater Elevation (ft.)	6 NYCRR Part 703.5	MW27 FRMW-MW27-X10 (5-10')															
		07/16/10	05/31/11	07/21/11	09/29/11	12/13/11	02/22/12	04/30/12	06/27/12	09/25/12	12/19/12	03/14/13	06/12/13	09/17/13	11/19/13	06/12/14	09/16/14
		10G0511-14	11F0120-05	11G0750-05	11J0038-05	--	--	--	--	--	--	--	--	--	--	14F0651-10	--
		245.56	240.02	240.02	242.01	239.25	<239	<239	<239	<239	<239	<239	<239	<239	240.91	<239	
Analyte	ppb	ppb	ppb	ppb	ppb										ppb		
1,1,1-Trichloroethane	5	8,500 J	250	1700 J	2.7										500		
1,1,2,2-Tetrachloroethane	5	ND< 2,500	ND< 50	ND< 50	ND< 5.0										ND< 50		
1,1,2-Trichloro-1,2,2-trifluoroethane	5	ND< 2,500	ND< 50	ND< 50	ND< 5.0										ND< 50		
1,1,2-Trichloroethane	1	ND< 2,500	ND< 50	ND< 50	ND< 5.0										ND< 50		
1,1-Dichloroethane	5	720 J	10 J	320	ND< 5.0										140		
1,1-Dichloroethylene	5	ND< 2,500	ND< 50	67	ND< 5.0										ND< 50		
1,2,3-Trichlorobenzene	5	na	na	na	na										ND< 50		
1,2,4-Trichlorobenzene	5	ND< 2,500	ND< 100	ND< 100	ND< 10										ND< 50		
1,2-Dibromo-3-chloropropane	0.04	ND< 2,500	ND< 100	ND< 100	ND< 10										ND< 50		
1,2-Dibromoethane	0.0006	ND< 2,500	ND< 50	ND< 50	ND< 5.0										ND< 50		
1,2-Dichlorobenzene	3	na	na	na	na										ND< 50		
1,2-Dichloroethane	0.6	ND< 2,500	ND< 50	ND< 50	ND< 5.0										ND< 50		
1,2-Dichloropropane	1	ND< 2,500	ND< 50	ND< 50	ND< 5.0										ND< 50		
1,3-Dichlorobenzene	3	na	na	na	na										ND< 50		
1,4-Dichlorobenzene	3	na	na	na	na										ND< 50		
2-Butanone	50*	ND< 2,500	ND< 100	ND< 100	ND< 10										ND< 50		
2-Hexanone	50*	ND< 2,500	ND< 50	ND< 50	ND< 5.0										ND< 50		
Methyl isobutyl ketone (4-Methyl-2-pentanone)	NS	ND< 5,000	ND< 100	ND< 100	ND< 10										ND< 50		
Acetone	50*	ND< 5,000 J	ND< 10 B	ND< 10 B	3.7										160 CCV-E, J, B		
Benzene	1	ND< 2,500	ND< 50	ND< 50	ND< 5.0										ND< 50		
Bromochloromethane	5	na	na	na	na										ND< 50		
Bromodichloromethane	50*	ND< 2,500	ND< 50	ND< 50	ND< 5.0										ND< 50		
Bromoform	50*	ND< 2,500	ND< 50	ND< 50	ND< 5.0										ND< 50		
Bromomethane	5	ND< 2,500	ND< 50	ND< 50	ND< 5.0										ND< 50		
Carbon disulfide	60*	ND< 2,500	ND< 50	ND< 50	ND< 5.0										ND< 50		
Carbon tetrachloride	5	ND< 2,500	ND< 50	ND< 50	ND< 5.0										ND< 50		
Chlorobenzene	5	ND< 2,500	ND< 50	ND< 50	ND< 5.0										ND< 50		
Chloroethane	5	ND< 2,500	ND< 50	23 J	ND< 5.0										ND< 50		
Chloroform	7	ND< 2,500	ND< 50	ND< 50	ND< 5.0										ND< 50		
Chloromethane	5	ND< 2,500	ND< 50	ND< 50	ND< 5.0										ND< 50		
cis-1,2-Dichloroethylene	5	1,200 J	21 J	280	19										300		
cis-1,3-Dichloropropylene	0.4*	ND< 2,500	ND< 50	ND< 50	ND< 5.0										ND< 50		
Cyclohexane	NS	na	na	na	na										ND< 50		
Dibromochloromethane	50*	ND< 2,500	ND< 50	ND< 50	ND< 5.0										ND< 50		
Dichlorodifluoromethane	5	ND< 2,500	ND< 50	94	ND< 5.0										76		
Ethyl Benzene	5	1,800 J	110	48 J	ND< 5.0										ND< 50		
Isopropylbenzene	5	ND< 2,500	ND< 50	ND< 50	ND< 5.0										ND< 50		
Methyl acetate	NS	na	na	na	na										ND< 50		
Methyl tert-butyl ether (MTBE)	10*	ND< 2,500	ND< 50	ND< 50	ND< 5.0										ND< 50		
Methylcyclohexane	NS	na	na	na	na										ND< 50		
Methylene chloride	5	ND< 2,500 J	ND< 10 B	ND< 10 B	3.1										ND< 200		
o-Xylene	5	2,300 J	180	100	ND< 5.0										58		
p- & m- Xylenes	5	7,100 J	650	280	1.6										ND< 100		
Styrene	5	ND< 2,500	ND< 50	ND< 50	ND< 5.0										ND< 50		
Tetrachloroethylene	5	22,000 J	6,700	10,000	66										14,000		
Toluene	5	1,900 J	56	180	ND< 5.0										35 J		
trans-1,2-Dichloroethylene	5	ND< 2,500	ND< 50	ND< 50	ND< 5.0										ND< 50		
trans-1,3-Dichloropropylene	0.4*	ND< 2,500	ND< 50	ND< 50	ND< 5.0										ND< 50		
Trichloroethylene	5	ND< 2,500	15 J	150	5.2										85		
Trichlorofluoromethane (freon 11)	5	880 J	34 J	ND< 2500	1.1										240		
Vinyl Chloride	2	ND< 2,500	ND< 50	ND< 50	ND< 5.0										ND< 50		
Total VOC concentration	NS	46,400	8,026	13,242	102										15,594		
Total CVOC concentration	NS	33,300	7,030	12,634	97										15,341		
Total Petro-VOC concentration	NS	13100.0	996.0	608.0	1.6										93.0		
Other VOC concentration	NS	0	0	0	3.7										160.0		
Location of screen		On top of shallow clay (244' - 239' amsl)															

WELL DRY - NOT SAMPLED

Well column full of ice - not sampled

Well Dry - Not sampled

Sample Location Sample ID: FRMW (Fuller Rd Monitoring Well)- Well ID# (approx. depth to well bottom) and (Screen Interval) Sample Date Lab Sample ID Groundwater Elevation (ft.)	6 NYCRR Part 703.5	MW27 FRMW-MW27-X10 (5-10')															
		12/15/14	03/17/15	06/25/15	09/16/15	11/30/15	03/03/16	05/26/16	09/29/16	10/31/16	12/1/2016	3/28/2017	6/28/2017	9/29/2017	12/11/2017	3/29/2018	6/14/2018
		14L0667-07	--	15F1052-12	15I0617-08	15L0018-08	16C0192-09	16E1165-14	16I1131-05	16K0022-04	16L0074-05	17C1158-01	17F1193-12	17J0005-03	17L0427-04	18C1190-02	18F0674-14
		240.90	--	241.53	240.68	240.86	242.13	241.75	242.70	242.84	242.43	243.50	241.89	241.24	240.79	242.21	241.93
Analyte	ppb	ppb	--	ppb	ppb	ppb	ppb	ppb	ppb	ppb	ppb	ppb	ppb	ppb	ppb	ppb	ppb
1,1,1-Trichloroethane	5	88		11	140	33	2.8	6.2	3.6	1.7	ND< 2	ND< 0.2	7.5	1.9	5.6	1.6	1.9 J
1,1,2,2-Tetrachloroethane	5	ND< 0.5		ND< 0.5	ND< 0.2	ND< 0.2	ND< 0.2	ND< 0.5	ND< 0.20	ND< 0.20	ND< 2	ND< 0.2	ND< 2.0	ND< 0.20	ND< 0.20	ND< 0.20	ND< 1.0
1,1,2-Trichloro-1,2,2-trifluoroethane	5	ND< 0.5		ND< 0.5	ND< 0.2	ND< 0.2	ND< 0.2	ND< 0.5	ND< 0.20	ND< 0.20	ND< 2	ND< 0.2	ND< 2.0	ND< 0.20	ND< 0.20	ND< 0.20	ND< 1.0
1,1,2-Trichloroethane	1	ND< 0.5		ND< 0.5	ND< 0.2	ND< 0.2	ND< 0.2	ND< 0.5	ND< 0.20	ND< 0.20	ND< 2	ND< 0.2	ND< 2.0	ND< 0.20	ND< 0.20	ND< 0.20	ND< 1.0
1,1-Dichloroethane	5	5.8		4.7	140 D	32	0.92	3.6	3	1.7	13	ND< 0.2	13	86	29	2.1	ND< 1.0
1,1-Dichloroethylene	5	2.3		1.5	46	11	0.22 J	0.82	0.49	ND< 0.20	ND< 2	ND< 0.2	5.6	4.2	2.1	0.46 J	ND< 1.0
1,2,3-Trichlorobenzene	5	ND< 0.5		ND< 0.5	ND< 0.2	ND< 0.2	ND< 0.2	ND< 0.5	ND< 0.20	ND< 0.20	ND< 2	ND< 0.2	ND< 2.0	ND< 0.20	ND< 0.20	ND< 0.20	ND< 1.0
1,2,4-Trichlorobenzene	5	ND< 0.5		ND< 0.5	ND< 0.2	ND< 0.2	ND< 0.2	ND< 0.5	ND< 0.20	ND< 0.20	ND< 2	ND< 0.2	ND< 2.0	ND< 0.20	ND< 0.20	ND< 0.20	ND< 1.0
1,2-Dibromo-3-chloropropane	0.04	ND< 0.5		ND< 0.5	ND< 0.2	ND< 0.2	ND< 0.2	ND< 0.5	ND< 0.20	ND< 0.20	ND< 2	ND< 0.2	ND< 2.0	ND< 0.20	ND< 0.20	ND< 0.20	ND< 1.0
1,2-Dibromoethane	0.0006	ND< 0.5		ND< 0.5	ND< 0.2	ND< 0.2	ND< 0.2	ND< 0.5	ND< 0.20	ND< 0.20	ND< 2	ND< 0.2	ND< 2.0	ND< 0.20	ND< 0.20	ND< 0.20	ND< 1.0
1,2-Dichlorobenzene	3	ND< 0.5		ND< 0.5	ND< 0.2	ND< 0.2	ND< 0.2	ND< 0.5	ND< 0.20	ND< 0.20	ND< 2	ND< 0.2	ND< 2.0	ND< 0.20	ND< 0.20	ND< 0.20	ND< 1.0
1,2-Dichloroethane	0.6	ND< 0.5		ND< 0.5	0.28 J	ND< 0.2	ND< 0.2	ND< 0.5	ND< 0.20	ND< 0.20	ND< 2	ND< 0.2	ND< 2.0	0.69	ND< 0.20	ND< 0.20	ND< 1.0
1,2-Dichloropropane	1	ND< 0.5		ND< 0.5	ND< 0.2	ND< 0.2	ND< 0.2	ND< 0.5	ND< 0.20	ND< 0.20	ND< 2	ND< 0.2	ND< 2.0	ND< 0.20	ND< 0.20	ND< 0.20	ND< 1.0
1,3-Dichlorobenzene	3	ND< 0.5		ND< 0.5	ND< 0.2	ND< 0.2	ND< 0.2	ND< 0.5	ND< 0.20	ND< 0.20	ND< 2	ND< 0.2	ND< 2.0	ND< 0.20	ND< 0.20	ND< 0.20	ND< 1.0
1,4-Dichlorobenzene	3	ND< 0.5		ND< 0.5	ND< 0.2	ND< 0.2	ND< 0.2	ND< 0.5	ND< 0.20	ND< 0.20	ND< 2	ND< 0.2	ND< 2.0	ND< 0.20	ND< 0.20	ND< 0.20	ND< 1.0
2-Butanone	50*	ND< 0.5		ND< 0.5	ND< 0.2	ND< 0.2	ND< 0.8	ND< 0.5	ND< 0.20	ND< 0.20	ND< 2	ND< 0.2	ND< 2.0	ND< 0.20	ND< 0.20	ND< 0.20	ND< 1.0
2-Hexanone	50*	ND< 0.5		ND< 0.5	ND< 0.2	ND< 0.2	ND< 0.2	ND< 0.5	ND< 0.20	ND< 0.20	ND< 2	ND< 0.2	ND< 2.0	ND< 0.20	ND< 0.20	ND< 0.20	ND< 1.0
Methyl isobutyl ketone (4-Methyl-2-pentanone)	NS	ND< 0.5		ND< 0.5	ND< 0.2	ND< 0.2	ND< 0.2	ND< 0.5	ND< 0.20	ND< 0.20	ND< 2	ND< 0.2	ND< 2.0	ND< 0.20	ND< 0.20	ND< 0.20	ND< 1.0
Acetone	50*	ND< 2		ND< 2	9.30 B	2.6	ND< 1	ND< 2	1.3 CCV-E,J	ND< 1	10 U	1.5 SCAL-E	21	8.5	ND< 1.0	1.5 J	ND< 5.0
Benzene	1	ND< 0.5		ND< 0.5	0.69	ND< 0.2	ND< 0.2	ND< 0.5	ND< 0.20	ND< 0.20	ND< 2	ND< 0.2	ND< 2.0	ND< 0.20	ND< 0.20	ND< 0.20	ND< 1.0
Bromochloromethane	5	ND< 0.5		ND< 0.5	ND< 0.2	ND< 0.2	ND< 0.2	ND< 0.5	ND< 0.20	ND< 0.20	ND< 2	ND< 0.2	ND< 2.0	ND< 0.20	ND< 0.20	ND< 0.20	ND< 1.0
Bromodichloromethane	50*	ND< 0.5		ND< 0.5	ND< 0.2	ND< 0.2	ND< 0.2	ND< 0.5	ND< 0.20	ND< 0.20	ND< 2	ND< 0.2	ND< 2.0	ND< 0.20	ND< 0.20	ND< 0.20	ND< 1.0
Bromoform	50*	ND< 0.5		ND< 0.5	ND< 0.2	ND< 0.2	ND< 0.2	ND< 0.5	ND< 0.20	ND< 0.20	ND< 2	ND< 0.2	ND< 2.0	ND< 0.20	ND< 0.20	ND< 0.20	ND< 1.0
Bromomethane	5	ND< 0.5		ND< 0.5	0.68 J	ND< 0.2	ND< 0.2	ND< 0.5	ND< 0.20	ND< 0.20	ND< 2	ND< 0.2	ND< 2.0	ND< 0.20	ND< 0.20	ND< 0.20	ND< 1.0
Carbon disulfide	60*	0.21 J	Well Dry - Not sampled	ND< 0.5	0.83	ND< 0.2	ND< 0.2	ND< 0.5	ND< 0.20	ND< 0.20	ND< 2	ND< 0.2	ND< 2.0	ND< 0.20	ND< 0.20	ND< 0.20	ND< 1.0
Carbon tetrachloride	5	ND< 0.5		ND< 0.5	ND< 0.2	ND< 0.2	ND< 0.2	ND< 0.5	ND< 0.20	ND< 0.20	ND< 2	ND< 0.2	ND< 2.0	ND< 0.20	ND< 0.20	ND< 0.20	ND< 1.0
Chlorobenzene	5	ND< 0.5		ND< 0.5	ND< 0.2	ND< 0.2	ND< 0.2	ND< 0.5	ND< 0.20	ND< 0.20	ND< 2	ND< 0.2	ND< 2.0	ND< 0.20	ND< 0.20	ND< 0.20	ND< 1.0
Chloroethane	5	ND< 0.5		ND< 0.5	1.20	0.3 J	ND< 0.2	ND< 0.5	ND< 0.20	ND< 0.20	5.6 CCV-E	ND< 0.2	ND< 2.0	2.4	ND< 0.20	ND< 0.20	ND< 1.0
Chloroform	7	ND< 0.5		ND< 0.5	0.21 J	ND< 0.2	ND< 0.2	ND< 0.5	ND< 0.20	ND< 0.20	ND< 2	ND< 0.2	ND< 2.0	ND< 0.20	ND< 0.20	ND< 0.20	ND< 1.0
Chloromethane	5	ND< 0.5		ND< 0.5	ND< 0.2	ND< 0.2	ND< 0.2	ND< 0.5	ND< 0.20	ND< 0.20	ND< 2	ND< 0.2	ND< 2.0	ND< 0.20	ND< 0.20	ND< 0.20	ND< 1.0
cis-1,2-Dichloroethylene	5	73		64	500 D	120	2.2	10	15	9.2	42	0.54	110	86	390	7.7	26
cis-1,3-Dichloropropylene	0.4*	ND< 0.5		ND< 0.5	ND< 0.2	ND< 0.2	ND< 0.2	ND< 0.5	ND< 0.20	ND< 0.20	ND< 2	ND< 0.2	ND< 2.0	ND< 0.20	ND< 0.20	ND< 0.20	ND< 1.0
Cyclohexane	NS	ND< 0.5		ND< 0.5	ND< 0.2	ND< 0.2	ND< 0.2	ND< 0.5	ND< 0.20	ND< 0.20	ND< 2	ND< 0.2	ND< 2.0	ND< 0.20	ND< 0.20	ND< 0.20	ND< 1.0
Dibromochloromethane	50*	ND< 0.5		ND< 0.5	ND< 0.2	ND< 0.2	ND< 0.2	ND< 0.5	ND< 0.20	ND< 0.20	ND< 2	ND< 0.2	ND< 2.0	ND< 0.20	ND< 0.20	ND< 0.20	ND< 1.0
Dichlorodifluoromethane	5	12		8.1	130	54	1.7	9.2	4.7	2.1	ND< 2	0.58	24	59	53	4.9	ND< 1.0
Ethyl Benzene	5	0.98		0.43 J	2.30	0.43 J	ND< 0.2	ND< 0.5	ND< 0.20	ND< 0.20	ND< 2	ND< 0.2	ND< 2.0	3.2	0.22	ND< 0.2	ND< 1.0
Isopropylbenzene	5	ND< 0.5		ND< 0.5	ND< 0.2	ND< 0.2	ND< 0.2	ND< 0.5	ND< 0.20	ND< 0.20	ND< 2	ND< 0.2	ND< 2.0	ND< 0.20	ND< 0.20	ND< 0.20	ND< 1.0
Methyl acetate	NS	ND< 0.5		ND< 0.5	ND< 0.2	ND< 0.2	ND< 0.2	ND< 0.5	ND< 0.20	ND< 0.20	ND< 2	ND< 0.2	ND< 2.0	ND< 0.20	ND< 0.20	ND< 0.20	ND< 1.0
Methyl tert-butyl ether (MTBE)	10*	ND< 0.5		ND< 0.5	ND< 0.2	ND< 0.2	ND< 0.2	ND< 0.5	ND< 0.20	ND< 0.20	ND< 2	ND< 0.2	ND< 2.0	ND< 0.20	ND< 0.20	ND< 0.20	ND< 1.0
Methylcyclohexane	NS	ND< 0.5		ND< 0.5	ND< 0.2	0.27 J	ND< 0.2	ND< 0.5	ND< 0.20	ND< 0.20	ND< 2	ND< 0.2	ND< 2.0	ND< 0.20	ND< 0.20	ND< 0.20	ND< 1.0
Methylene chloride	5	1.8 J,B		ND< 2	ND< 1	ND< 1	ND< 1	ND< 2	ND< 1	ND< 1	ND< 10	ND< 1	ND< 10	ND< 1.00	ND< 1.0	ND< 1.0	ND< 5.0
o-Xylene	5	3.4		3.0	12	3.1	0.62	1.5	ND< 0.20	ND< 0.20	ND< 2	ND< 0.2	2.7 J	3.8	0.89	0.29 J	ND< 1.0
p- & m- Xylenes	5	3.4		0.51 J	3	0.51 J	0.63 J	ND< 1	ND< 0.5	ND< 0.50	ND< 5	ND< 0.5	ND< 5.0	5.2	0.64	ND< 0.5	ND< 2.5
Styrene	5	ND< 0.5		ND< 0.5	ND< 0.2	ND< 0.2	ND< 0.2	ND< 0.5	ND< 0.20	ND< 0.20	ND< 2	ND< 0.2	ND< 2.0	ND< 0.20	ND< 0.20	ND< 0.20	ND< 1.0
Tetrachloroethylene	5	1700		880	2400 D	2500 D	240 D	570	160 CCV-E	66 CCV-E, ICV-E	85 SCAL-E	49 SCAL-E	1,100	4.5 B	21	110	72 QL-02
Toluene	5	2.2		0.32 J	2.20	0.33 J	ND< 0.2	ND< 0.5	ND< 0.20	ND< 0.20	ND< 2	ND< 0.2	ND< 2.0	6.4	0.38	ND< 0.2	ND< 1.0
trans-1,2-Dichloroethylene	5	ND< 0.5		0.25 J	15	0.49 J	ND< 0.2	ND< 0.5	ND< 0.20	ND< 0.20	ND< 2	ND< 0.2	ND< 2.0	7.0	5.1	ND< 0.2	ND< 1.0
trans-1,3-Dichloropropylene	0.4*	ND< 0.5		ND< 0.5	ND< 0.2	ND< 0.2	ND< 0.2	ND< 0.5	ND< 0.20	ND< 0.20	ND< 2	ND< 0.2	ND< 2.0	ND< 0.20	ND< 0.20	ND< 0.20	ND< 1.0
Trichloroethylene	5	22		27	270	130	2.2	7.0	6.1	2.1	19.0	0.78	54	3.5	54	8.9	4.0 QL-02
Trichlorofluoromethane (freon 11)	5	84		14	130	78	5.6	17	7.4	3.8	ND< 2	0.69	26	8.9	15	7.0	ND< 1.0
Vinyl Chloride	2	ND< 0.5		ND< 0.5	0.9	ND< 0.2	ND< 0.2	ND< 0.5	ND< 0.20	ND< 0.20	5.8	ND< 0.2	ND< 2.0	17	84	0.72	ND< 1.0
Total VOC concentration	NS	1,999		1,015	3,805	2,966	257	625	202	87	180	53.1	1,363.8	308.2	660.9	145.2	103.9
Total CVOC concentration	NS	1,989		1,011	3,774	2,959	256	624	200	87							

Sample Location Sample ID: FRMW (Fuller Rd Monitoring Well)- Well ID# (approx. depth to well bottom) and (Screen Interval) Sample Date Lab Sample ID Groundwater Elevation (ft.)	6 NYCRR Part 703.5	MW27 FRMW-MW27-X10 (5-10')													
		9/6/2018	12/6/2018	3/5/2019	6/11/2019	9/17/2019	12/17/2019	3/16/2020	6/10/2020	8/27/2020	12/14/2020	3/12/2021	6/16/2021	9/29/2021	12/16/2021
		18I0297-05	18L0310-06	--	--	19I0905-03	19L0806-03	20C0746-05	20F0477-08	20H1134-03	20L0785-03	21C0753-04	21F0819-12	21J0004-03	21L1055-03
Analyte	ppb	ppb	ppb	--	--	ppb	ppb	ppb	ppb	ppb	ppb	ppb	ppb	ppb	
1,1,1-Trichloroethane	5	4.2	ND< 0.20			94	ND< 2.5	5,200	1,000	1,200	61	7.6	0.65	ND< 0.20	3.3
1,1,2,2-Tetrachloroethane	5	ND< 0.40	ND< 0.20			ND< 0.20	ND< 2.5	ND< 50	ND< 0.20	ND< 62	ND< 0.20	ND< 0.20	ND< 0.20	ND< 0.20	ND< 0.20
1,1,2-Trichloro-1,2,2-trifluoroethane	5	ND< 0.40	ND< 0.20			ND< 0.20	ND< 2.5	ND< 50	ND< 0.20	ND< 62	ND< 0.20	ND< 0.20	ND< 0.20	ND< 0.20	ND< 0.20
1,1,2-Trichloroethane	1	ND< 0.40	ND< 0.20			ND< 0.20	ND< 2.5	ND< 50	ND< 0.20	ND< 62	ND< 0.20	ND< 0.20	ND< 0.20	ND< 0.20	ND< 0.20
1,1-Dichloroethane	5	5.5	ND< 0.20			11	ND< 2.5	1,200	540	560	63	8.1	0.68	ND< 0.20	3.8
1,1-Dichloroethylene	5	1.9	ND< 0.20			8.7	ND< 2.5	130	68	130	ND< 0.20	2.1	ND< 0.20	ND< 0.20	1.0
1,2,3-Trichlorobenzene	5	ND< 0.40	ND< 0.20			ND< 0.20	ND< 2.5	ND< 50	ND< 0.20	ND< 62	na	ND< 0.20	ND< 0.20	ND< 0.20	ND< 0.20
1,2,4-Trichlorobenzene	5	ND< 0.40	ND< 0.20			ND< 0.20	ND< 2.5	ND< 50	ND< 0.20	ND< 62	ND< 0.20	ND< 0.20	ND< 0.20	ND< 0.20	ND< 0.20
1,2-Dibromo-3-chloropropane	0.04	ND< 0.40	ND< 0.20			ND< 0.20	ND< 2.5	ND< 50	ND< 0.20	ND< 62	ND< 0.20	ND< 0.20	ND< 0.20	ND< 0.20	ND< 0.20
1,2-Dibromoethane	0.0006	ND< 0.40	ND< 0.20			ND< 0.20	ND< 2.5	ND< 50	ND< 0.20	ND< 62	ND< 0.20	ND< 0.20	ND< 0.20	ND< 0.20	ND< 0.20
1,2-Dichlorobenzene	3	ND< 0.40	ND< 0.20			ND< 0.20	ND< 2.5	ND< 50	ND< 0.20	ND< 62	na	ND< 0.20	ND< 0.20	ND< 0.20	ND< 0.20
1,2-Dichloroethane	0.6	ND< 0.40	ND< 0.20			ND< 0.20	ND< 2.5	ND< 50	0.86	ND< 62	ND< 0.20	ND< 0.20	ND< 0.20	ND< 0.20	ND< 0.20
1,2-Dichloropropane	1	ND< 0.40	ND< 0.20			ND< 0.20	ND< 2.5	ND< 50	ND< 0.20	ND< 62	ND< 0.20	ND< 0.20	ND< 0.20	ND< 0.20	ND< 0.20
1,3-Dichlorobenzene	3	ND< 0.40	ND< 0.20			ND< 0.20	ND< 2.5	ND< 50	ND< 0.20	ND< 62	na	ND< 0.20	ND< 0.20	ND< 0.20	ND< 0.20
1,4-Dichlorobenzene	3	ND< 0.40	ND< 0.20			ND< 0.20	ND< 2.5	ND< 50	ND< 0.20	ND< 62	na	ND< 0.20	ND< 0.20	ND< 0.20	ND< 0.20
2-Butanone	50*	ND< 0.40	ND< 0.20			ND< 0.20	ND< 2.5	ND< 50	ND< 0.20	ND< 62	ND< 0.20	ND< 0.20	ND< 0.20	ND< 0.20	ND< 0.20
2-Hexanone	50*	ND< 0.40	ND< 0.20			ND< 0.20	ND< 2.5	ND< 50	ND< 0.20	ND< 120	ND< 0.20	ND< 0.20	ND< 0.20	ND< 0.20	ND< 0.20
Methyl isobutyl ketone (4-Methyl-2-pentanone)	NS	ND< 0.40	ND< 0.20			ND< 0.20	ND< 2.5	ND< 50	0.44 J	ND< 62	ND< 0.20	ND< 0.20	ND< 0.20	ND< 0.20	ND< 0.20
Acetone	50*	2.1 J	ND< 1.0			5.2 CCV-E	ND< 5.0	260 CCV-E, J	36	ND< 62	4.3	2.1	1.0 CCV-E, J	1.2 CCV-E, ICV-E, J	ND< 1.0
Benzene	1	ND< 0.40	ND< 0.20			ND< 0.20	ND< 2.5	ND< 50	1.1	ND< 62	0.26 J	ND< 0.20	ND< 0.20	ND< 0.20	ND< 0.20
Bromochloromethane	5	ND< 0.40	ND< 0.20			ND< 0.20	ND< 2.5	ND< 50	ND< 0.20	ND< 62	na	ND< 0.20	ND< 0.20	ND< 0.20	ND< 1.20
Bromodichloromethane	50*	ND< 0.40	ND< 0.20			ND< 0.20	ND< 2.5	ND< 50	ND< 0.20	ND< 62	ND< 0.20	ND< 0.20	ND< 0.20	ND< 0.20	ND< 2.20
Bromoform	50*	ND< 0.40	ND< 0.20			ND< 0.20	ND< 2.5	ND< 50	ND< 0.20	ND< 62	ND< 0.20	ND< 0.20	ND< 0.20	ND< 0.20	ND< 3.20
Bromomethane	5	ND< 0.40	ND< 0.20			ND< 0.20	ND< 2.5	ND< 50	1.6 CCV-E, ICV-E	ND< 62	ND< 0.20	ND< 0.20	ND< 0.20	ND< 0.20	ND< 4.20
Carbon disulfide	60*	ND< 0.40	ND< 0.20	Well Inaccessible - Not Sampled	Well Dry - Not Sampled	30	ND< 2.5	ND< 50	32	ND< 62	0.32 J	ND< 0.20	ND< 0.20	ND< 0.20	ND< 5.20
Carbon tetrachloride	5	ND< 0.40	ND< 0.20			ND< 0.20	ND< 2.5	ND< 50	ND< 0.20	ND< 62	ND< 0.20	ND< 0.20	ND< 0.20	ND< 0.20	ND< 6.20
Chlorobenzene	5	ND< 0.40	ND< 0.20			ND< 0.20	ND< 2.5	ND< 50	0.82 QL-02	ND< 62	ND< 0.20	ND< 0.20	ND< 0.20	ND< 0.20	ND< 7.20
Chloroethane	5	ND< 0.40	ND< 0.20			ND< 0.20	ND< 2.5	ND< 50	3.5	ND< 63	0.49 J	ND< 0.20	ND< 0.20	ND< 0.20	ND< 8.20
Chloroform	7	4.5	ND< 0.20			ND< 0.20	ND< 2.5	ND< 50	0.34 J	ND< 62	ND< 0.20	ND< 0.20	ND< 0.20	ND< 0.20	ND< 9.20
Chloromethane	5	ND< 0.40	ND< 0.20			ND< 0.20	ND< 2.5	ND< 50	2.4 CCV-E, QL-02	ND< 62	ND< 0.20	ND< 0.20	ND< 0.20	ND< 0.20	ND< 10.20
cis-1,2-Dichloroethylene	5	2,000	4.7			2,600	6.0	4,000	2,500	28,000 E	2,500	36	16	8.3	59
cis-1,3-Dichloropropylene	0.4*	ND< 0.40	ND< 0.20			ND< 0.20	ND< 2.5	ND< 50	ND< 0.20	ND< 62	ND< 0.20	ND< 0.20	ND< 0.20	ND< 0.20	ND< 0.20
Cyclohexane	NS	ND< 0.40	ND< 0.20			ND< 0.20	ND< 2.5	ND< 50	ND< 0.20	ND< 62	na	ND< 0.20	ND< 0.20	ND< 0.20	ND< 0.20
Dibromochloromethane	50*	ND< 0.40	ND< 0.20			ND< 0.20	ND< 2.5	ND< 50	ND< 0.20	ND< 62	ND< 0.20	ND< 0.20	ND< 0.20	ND< 0.20	ND< 0.20
Dichlorodifluoromethane	5	22	0.45 J			24 CCV-E	ND< 2.5	3,100	1,300 ICV-E, QL-02	1,100 CCV-E	160	30	2.2	ND< 0.20	16
Ethyl Benzene	5	ND< 0.40	ND< 0.20			5.7	ND< 2.5	110	43	74 J	0.90	ND< 0.20	ND< 0.20	ND< 0.20	ND< 0.20
Isopropylbenzene	5	ND< 0.40	ND< 0.20			ND< 0.20	ND< 2.5	ND< 50	1.1	ND< 62	ND< 0.20	ND< 0.20	ND< 0.20	ND< 0.20	ND< 0.20
Methyl acetate	NS	ND< 0.40	ND< 0.20			ND< 0.20	ND< 2.5	ND< 50	ND< 0.20	ND< 62	na	ND< 0.20	ND< 0.20	ND< 0.20	ND< 0.20
Methyl tert-butyl ether (MTBE)	10*	ND< 0.40	ND< 0.20			ND< 0.20	ND< 2.5	ND< 50	ND< 0.20	ND< 62	ND< 0.20	ND< 0.20	ND< 0.20	ND< 0.20	ND< 0.20
Methylcyclohexane	NS	ND< 0.40	ND< 0.20			ND< 0.20	ND< 2.5	ND< 50	ND< 0.20	ND< 62	na	ND< 0.20	ND< 0.20	ND< 0.20	ND< 0.20
Methylene chloride	5	ND< 2	ND< 1.0			ND< 1.0	ND< 2.5	ND< 250	ND< 1.0	ND< 62	ND< 1	ND< 1	ND< 1	ND< 1.0	ND< 1.0
o-Xylene	5	1.7	ND< 0.20			14	ND< 2.5	260	120	170	3.2	0.51	ND< 0.20	ND< 0.20	ND< 0.20
p- & m- Xylenes	5	ND< 1	ND< 0.50			19	ND< 5.0	350	91	170 CCV-E, J	2.7	ND< 0.50	ND< 0.20	ND< 0.20	ND< 0.50
Styrene	5	ND< 0.40	ND< 0.20			ND< 0.20	ND< 2.5	ND< 250	ND< 0.20	ND< 62	ND< 0.20	ND< 0.20	ND< 0.20	ND< 0.20	ND< 0.20
Tetrachloroethylene	5	110	2.7			110 CCV-E	46	40,000	45,000	41,000 E	540	300	35	8.0 ICV-E	36
Toluene	5	ND< 0.40	ND< 0.20			19	ND< 2.5	290	57	ND< 62	0.98	ND< 0.20	ND< 0.20	ND< 0.20	ND< 0.20
trans-1,2-Dichloroethylene	5	7.7	ND< 0.20			11	ND< 2.5	ND< 50	50	340	61	1.1	ND< 0.20	ND< 0.20	0.5
trans-1,3-Dichloropropylene	0.4*	ND< 0.40	ND< 0.20			ND< 0.20	ND< 2.5	ND< 50	ND< 0.20	ND< 62	ND< 0.20	ND< 0.20	ND< 0.20	ND< 0.20	ND< 0.20
Trichloroethylene	5	110	1.2			270	8.2	2,100	1,800 QL-02	39,000 E	1,000	34	14	2.9	58
Trichlorofluoromethane (freon 11)	5	17	0.270 J			52	ND< 2.5	13,000	4,400	2,100	270	30	3.2	0.38 J	17
Vinyl Chloride	2	33	1.100			52 CCV-E	ND< 2.5	ND< 50	47 QL-02	ND< 62	10	1.2	ND< 0.20	ND< 0.20	4.3
Total VOC concentration	NS	2,319.6	10.4			3,325.6	60.2	70,100	58,986	113,844	4,678	344.7	74.7	20.78	198.90
Total CVOC concentration	NS	2,315.8	10.4	na	na	3,232.7	60.2	68,830	58,613	113,430	4,665	342.1	73.7	19.58	198.90
Total Petro-VOC concentration	NS	1.7	0.0			57.7	0.0	1,010	303	414	8	0.5	0.0	0.00	0.00
Other VOC concentration	NS	2.1	0.0			35.2	0.0	260	70	0	5	2.1	1.0	1.20	0.00
Location of screen						On top of shallow clay (244' - 239' amsl)									

Sample Location Sample ID: FRMW (Fuller Rd Monitoring Well)- Well ID# (approx. depth to well bottom) and (Screen Interval) Sample Date Lab Sample ID Groundwater Elevation (ft.)	6 NYCRR Part 703.5	MW30 FRMW-MW30-X20 (10-20')															
		7/19/2010	05/31/11	07/21/11	09/29/11	12/14/11	02/22/12	04/30/12	06/27/12	09/25/12	12/19/12	03/14/13	06/12/13	09/17/13	11/19/13	06/12/14	09/16/14
		10G0579-10	11F0120-07	11G0750-07	11J0038-07	11L0632-05	12B0883-05	12E0113-10	12F0976-05	12I0945-10	12L0807-10	13C0516-09	13F0453-07	13I0664-06	13K0803-06	14F0651-12	14I0784-05
Analyte	ppb	ppb	ppb	ppb	ppb	ppb	ppb	ppb	ppb	ppb	ppb	ppb	ppb	ppb	ppb	ppb	
1,1,1-Trichloroethane	5	13,000 J	3,900	580 J	9,500	2,100	2,800	1,200	4,300	2,100	750	870	210	390	610	140	34
1,1,2,2-Tetrachloroethane	5	ND< 500	ND< 50	ND< 50	ND< 120	ND< 1000	ND< 50	ND< 1000	ND< 500	ND< 500	ND< 120	ND< 5	ND< 5	1.4 J	ND< 50	ND< 50	ND< 0.5
1,1,2-Trichloro-1,2,2-trifluoroethane	5	ND< 500	ND< 50	ND< 50	ND< 120	ND< 1000	ND< 50	ND< 1000	ND< 500	ND< 500	ND< 120	1.2 J	ND< 5	ND< 5	ND< 50	ND< 50	ND< 0.5
1,1,2-Trichloroethane	1	ND< 500	ND< 50	ND< 50	ND< 120	ND< 1000	9.2 J	ND< 1000	ND< 500	ND< 500	ND< 120	5.1	1.9 J	2.7 J	ND< 50	ND< 50	0.34 J
1,1-Dichloroethane	5	2,300 J	1,400	460 J	970	940 J	2,500	2,900	6,000	3,800	1,900	2,900	1,200	2,300	1,000 HT-01R	1,200	380
1,1-Dichloroethylene	5	ND< 500	360	140	160	ND< 1000	950	420 J	1,700	1,200	600	1,100	520	630	1,000	290	54
1,2,3-Trichlorobenzene	5	na	na	na	na	na	na	na	na	na	na	na	na	na	na	ND< 50	ND< 0.5
1,2,4-Trichlorobenzene	5	ND< 1000	ND< 100	ND< 100	ND< 250	ND< 1000	ND< 100	ND< 1000	ND< 1000	ND< 1000	ND< 250	ND< 10	ND< 10	ND< 10	ND< 100	ND< 50	ND< 0.5
1,2-Dibromo-3-chloropropane	0.04	ND< 500	ND< 100	ND< 100	ND< 250	ND< 2000	ND< 100	ND< 1000	ND< 1000	ND< 1000	ND< 250	ND< 10	ND< 10	ND< 10	ND< 100	ND< 50	ND< 2
1,2-Dibromoethane	0.0006	ND< 500	ND< 50	ND< 50	ND< 120	ND< 1000	ND< 50	ND< 1000	ND< 500	ND< 500	ND< 120	ND< 5	ND< 5	ND< 5	ND< 50	ND< 50	ND< 0.5
1,2-Dichlorobenzene	3	na	na	na	na	na	na	na	na	na	na	na	na	na	na	ND< 50	ND< 0.5
1,2-Dichloroethane	0.6	ND< 500	13 J	ND< 50	ND< 120	ND< 1000	27 J	ND< 1000	ND< 500	ND< 500	ND< 120	17	7.9	16	ND< 50	ND< 50	3.5
1,2-Dichloropropane	1	ND< 500	ND< 50	ND< 50	ND< 120	ND< 1000	ND< 50	ND< 1000	ND< 500	ND< 500	ND< 120	ND< 5	ND< 5	ND< 5	ND< 50	ND< 50	ND< 0.5
1,3-Dichlorobenzene	3	na	na	na	na	na	na	na	na	na	na	na	na	na	na	ND< 50	ND< 0.5
1,4-Dichlorobenzene	3	na	na	na	na	na	na	na	na	na	na	na	na	na	na	ND< 50	ND< 0.5
2-Butanone	50*	ND< 500	ND< 100	ND< 100	ND< 250	ND< 2000	ND< 100	ND< 2000	ND< 1000	ND< 1000	200 J	55 J	ND< 10	ND< 10	ND< 100	ND< 50	ND< 2
2-Hexanone	50*	ND< 500	ND< 50	ND< 50	ND< 120	ND< 1000	ND< 50	ND< 1000	ND< 500	ND< 500	ND< 120	ND< 5	2.4 J,B	ND< 5	ND< 50	ND< 50	ND< 0.5
Methyl isobutyl ketone (4-Methyl-2-pentanone)	NS	ND< 1000	ND< 100	ND< 100	ND< 250	ND< 2000	ND< 100	ND< 2000	ND< 1000	ND< 1000	ND< 250	ND< 10	ND< 10	ND< 10	ND< 100	ND< 50	ND< 0.5
Acetone	50*	ND< 1000 J	ND< 10 B	ND< 100	8.4	ND< 2000	210 B	14 B	6.5 J,B	690 J	ND< 250	870 J	76	ND< 500	ND< 100	240 CCV-E, B	ND< 2
Benzene	1	ND< 500	9.7 J	ND< 50	ND< 120	ND< 1000	18 J	ND< 1000	ND< 500	ND< 500	ND< 120	24	9.5	17	ND< 50	ND< 50	3.8
Bromochloromethane	5	na	na	na	na	na	na	na	na	na	na	na	na	na	na	ND< 50	ND< 0.5
Bromodichloromethane	50*	ND< 500	ND< 50	ND< 50	ND< 120	ND< 1000	ND< 50	ND< 1000	ND< 500	ND< 500	ND< 120	ND< 5	ND< 5	ND< 5	ND< 50	ND< 50	ND< 0.5
Bromoform	50*	ND< 500	ND< 50	ND< 50	ND< 120	ND< 1000	ND< 50	ND< 1000	ND< 500	ND< 500	ND< 120	21	1.9 J	ND< 5	ND< 50	ND< 50	ND< 0.5
Bromomethane	5	ND< 500	ND< 50	ND< 50	ND< 120	ND< 1000	ND< 50	ND< 1000	ND< 500	ND< 500	ND< 120	ND< 5	ND< 5	ND< 5	ND< 50	ND< 50	ND< 0.5
Carbon disulfide	60*	ND< 500	ND< 50	ND< 50	ND< 120	ND< 1000	ND< 50	ND< 1000	ND< 500	ND< 500	ND< 120	28	1.5 J	ND< 5	ND< 50	ND< 50	ND< 0.5
Carbon tetrachloride	5	ND< 500	ND< 50	ND< 50	ND< 120	ND< 1000	ND< 50	ND< 1000	ND< 500	ND< 500	ND< 120	ND< 5	ND< 5	ND< 5	83	25 J	4.4
Chlorobenzene	5	ND< 500	ND< 50	ND< 50	ND< 120	ND< 1000	ND< 50	ND< 1000	ND< 500	ND< 500	ND< 120	1.4 J	ND< 5	0.99 J	ND< 50	ND< 50	ND< 0.5
Chloroethane	5	250 J	410	310	110	ND< 1000	1,400	1,300	1,500	1,000	ND< 120	1,900	890	1,300	1,400	740	280
Chloroform	7	ND< 500	ND< 50	ND< 50	ND< 120	ND< 1000	ND< 50	ND< 1000	ND< 500	ND< 500	ND< 120	ND< 5	2.6 J	1.6 J	ND< 50	ND< 50	ND< 0.5
Chloromethane	5	ND< 500	ND< 50	ND< 50	ND< 120	ND< 1000	ND< 50	ND< 1000	ND< 500	ND< 500	ND< 120	ND< 5	ND< 5	ND< 5	ND< 50	ND< 50	ND< 0.5
cis-1,2-Dichloroethylene	5	2,600 J	3,700	880 J	1,800	4,600	15,000	16,000	20,000	22,000	21,000	22,000	9,900	15,000	9,400 HT-01R	6,300	1,300
cis-1,3-Dichloropropylene	0.4*	ND< 500	ND< 50	ND< 50	ND< 120	ND< 1000	ND< 50	ND< 1000	ND< 500	ND< 500	ND< 120	ND< 5	ND< 5	ND< 5	ND< 50	ND< 50	ND< 0.5
Cyclohexane	NS	na	na	na	na	na	na	na	na	na	na	na	na	na	na	ND< 50	ND< 0.5
Dibromochloromethane	50*	ND< 500	ND< 50	ND< 50	ND< 120	ND< 1000	ND< 50	ND< 1000	ND< 500	ND< 500	ND< 120	ND< 5	ND< 5	ND< 5	ND< 50	ND< 50	ND< 0.5
Dichlorodifluoromethane	5	ND< 500	ND< 50	ND< 50	ND< 120	ND< 1000	26 J	ND< 1000	ND< 500	ND< 500	ND< 120	60	35	43	40 J	ND< 50	24
Ethyl Benzene	5	420 J	170	100	39	72 J	310	ND< 1000	320 J	220 J	140	170	84	130	180	48 J	18
Isopropylbenzene	5	ND< 500	9.1 J	5.7 J	ND< 120	ND< 1000	9.8 J	ND< 1000	ND< 500	ND< 500	ND< 120	5.3	2.8 J	4.4 J	ND< 50	ND< 50	1.2
Methyl acetate	NS	na	na	na	na	na	na	na	na	na	na	na	na	na	na	ND< 50	ND< 0.5
Methyl tert-butyl ether (MTBE)	10*	ND< 500	ND< 50	ND< 50	ND< 120	ND< 1000	ND< 50	ND< 1000	ND< 500	ND< 500	ND< 120	ND< 5	ND< 5	ND< 5	ND< 50	ND< 50	ND< 0.5
Methylcyclohexane	NS	na	na	na	na	na	na	na	na	na	na	na	na	na	na	ND< 50	4.9
Methylene chloride	5	ND< 660	1.2 B,J	13 B,J	4.2	ND< 2000	34 J,B	11 B	5.4 J,B	580 J	ND< 250	9.1 J	3.4 J	4.6 J	ND< 100	ND< 200	1.2 J
o-Xylene	5	810 J	620	250	49	130 J	780	360 J	800	600	350	360 J	180	280	450	150	29
p- & m- Xylenes	5	2,400 J	1,500	240 J	110	320 J	1,700	770 J	1,900	1,400	860	960 J	380	720	1100	280	14
Styrene	5	ND< 500	ND< 50	ND< 50	ND< 120	ND< 1000	ND< 50	ND< 1000	ND< 500	ND< 500	ND< 120	ND< 5	ND< 5	ND< 5	ND< 50	ND< 50	ND< 0.5
Tetrachloroethylene	5	12,000 J	9,100	3,500	1400	2500	15,000	5,500	19,000	10,000	3,900	2,300	680	430	1300	280	76
Toluene	5	920 J	650	270	84	150 J	830	510 J	1,100	770	440	540	250	410	570	140	35
trans-1,2-Dichloroethylene	5	ND< 500	ND< 50	ND< 50	ND< 120	ND< 1000	19 J	ND< 1000	ND< 500	ND< 500	ND< 120	160	5.9	12	ND< 50	ND< 50	4.9
trans-1,3-Dichloropropylene	0.4*	ND< 500	ND< 50	ND< 50	ND< 120	ND< 1000	ND< 50	ND< 1000	ND< 500	ND< 500	ND< 120	ND< 5	ND< 5	ND< 5	ND< 50	ND< 50	ND< 0.5
Trichloroethylene	5	320 J	990	360	110	540 J	2,600	560 J	1,400	680	210	280 J	490	630	1200	300	89
Trichlorofluoromethane (freon 11)	5	94 J	18 J	ND< 50	ND< 120	ND< 1000	ND< 50	ND< 1000	ND< 500	ND< 500	ND< 120	9.3	1.4 J	5.5 J	ND< 50	ND< 50	1.4
Vinyl Chloride	2	ND< 500	16 J	13 J	ND< 120	ND< 1000	200	320 J	120 J	150 J	310	1,200	1,500	2,000	1800	1100	480
Total VOC concentration	NS	32,264.0	22,867.0	7,121.7	14,344.6	11,352.0	44,423.0	29,865.0	58,151.9	45,390.0	30,515.0	35,791.4	16,436.2	24,329.2	20,133.0	11,233.0	2,838.6
Total CVOC concentration	NS	27,714.0	19,908.2	6,256.0	14,054.2	10,680.0	40,565.2	28,211.0	54,025.4	41,510.0	28,670.0	32,813.1	15,448.1	22,767.8	17,833.0	10,375.0	2,732.7
Total Petro-VOC concentration	NS	4,550.0	2,958.8	865.7	282.0	672.0	3,647.8	1,640.0	4,120.0	2,990.0	1,790.0	2,059.3	906.3	1,561.4	2,300.0	618.0	101.0
Other VOC concentration	NS	0.0	0.0	0.0	8.4	0.0	210.0	14.0	6.5	890.0	55.0	919.0	81.8	0.0	0.0	240.0	4.9
Location of screen		Just beneath water table (242.5' - 232.5' amsl)															

Sample Location Sample ID: FRMW (Fuller Rd Monitoring Well)- Well ID# (approx. depth to well bottom) and (Screen Interval) Sample Date Lab Sample ID Groundwater Elevation (ft.)	6 NYCRR Part 703.5	MW30 FRMW-MW30-X20 (10-20')															
		12/15/14	03/17/15	06/25/15	09/16/15	11/30/15	03/03/16	05/26/16	09/29/16	10/31/16	12/1/2016	3/28/2017	6/28/2017	9/29/2017	12/11/2017	3/29/2018	6/13/2018
		14L0667-05	15C0563-08	15F1052-10	15I0617-05	15L0018-05	16C0192-05	16E1165-07	16I1131-03	16K0022-03	16L0074-03	17C1158-05	17F1193-09	17J0005-06	17L0427-03	18C1190-05	18F0674-06
		239.79	240.08	241.00	240.54	240.53	242.07	241.53	242.87	242.92	241.89	242.31	241.66	240.75	240.95	242.02	242.18
Analyte	ppb	ppb	ppb	ppb	ppb	ppb	ppb	ppb	ppb	ppb	ppb	ppb	ppb	ppb	ppb	ppb	ppb
1,1,1-Trichloroethane	5	35	27.0	42	26	33	24	21	16	15	20	12	20	12	11	6.9	ND< 10
1,1,2,2-Tetrachloroethane	5	ND< 0.5	ND< 0.5	ND< 0.5	ND< 0.2	ND< 0.2	ND< 0.2	ND< 0.5	ND< 0.20	ND< 0.20	ND< 1	ND< 0.20	ND< 4.0	ND< 2.0	ND< 0.20	ND< 0.20	ND< 10
1,1,2-Trichloro-1,2,2-trifluoroethane	5	ND< 0.5	ND< 0.5	ND< 0.5	ND< 0.2	ND< 0.2	ND< 0.2	ND< 0.5	ND< 0.20	ND< 0.20	ND< 1	ND< 0.20	ND< 4.0	ND< 2.0	ND< 0.20	ND< 0.20	ND< 10
1,1,2-Trichloroethane	1	ND< 0.5	ND< 0.5	ND< 0.5	ND< 0.2	ND< 0.2	ND< 0.2	ND< 0.5	ND< 0.20	ND< 0.20	ND< 1	ND< 0.20	ND< 4.0	ND< 2.0	ND< 0.20	ND< 0.20	ND< 10
1,1-Dichloroethane	5	530	160	360	370 D	390	320 D	240	250	230	260	150	150	170	240	170	160
1,1-Dichloroethylene	5	61	20.0	63	61	66	61	55	41	44	38	36	49	52	27	22	15 J
1,2,3-Trichlorobenzene	5	ND< 0.5	ND< 0.5	ND< 0.5	ND< 0.2	ND< 0.2	ND< 0.2	ND< 0.5	ND< 0.20	ND< 0.20	ND< 1	ND< 0.20	ND< 4.0	ND< 2.0	ND< 0.20	ND< 0.20	ND< 10
1,2,4-Trichlorobenzene	5	ND< 0.5	ND< 0.5	ND< 0.5	ND< 0.2	ND< 0.2	ND< 0.2	ND< 0.5	ND< 0.20	ND< 0.20	ND< 1	ND< 0.20	ND< 4.0	ND< 2.0	ND< 0.20	ND< 0.20	ND< 10
1,2-Dibromo-3-chloropropane	0.04	ND< 0.5	ND< 2	ND< 0.5	ND< 0.2	ND< 0.2	ND< 0.2	ND< 0.5	ND< 0.20	ND< 0.20	ND< 1	ND< 0.20	ND< 4.0	260	ND< 0.20	ND< 0.20	ND< 10
1,2-Dibromoethane	0.0006	ND< 0.5	ND< 0.5	ND< 0.5	ND< 0.2	ND< 0.2	ND< 0.2	ND< 0.5	ND< 0.20	ND< 0.20	ND< 1	ND< 0.20	ND< 4.0	ND< 2.0	ND< 0.20	ND< 0.20	ND< 10
1,2-Dichlorobenzene	3	ND< 0.5	ND< 0.5	ND< 0.5	ND< 0.2	ND< 0.2	ND< 0.2	ND< 0.5	ND< 0.20	ND< 0.20	ND< 1	ND< 0.20	ND< 4.0	ND< 2.0	ND< 0.20	ND< 0.20	ND< 10
1,2-Dichloroethane	0.6	ND< 0.5	2.5	2.1	2.1	1.3	ND< 0.2	1.5	1.3	ND< 0.20	ND< 1	0.86	ND< 4.0	ND< 2.0	1.2	1.1	ND< 10
1,2-Dichloropropane	1	ND< 0.5	ND< 0.5	ND< 0.5	ND< 0.2	ND< 0.2	ND< 0.2	ND< 0.5	ND< 0.20	ND< 0.20	ND< 1	ND< 0.20	ND< 4.0	ND< 2.0	ND< 0.20	ND< 0.20	ND< 10
1,3-Dichlorobenzene	3	ND< 0.5	ND< 0.5	ND< 0.5	ND< 0.2	ND< 0.2	ND< 0.2	ND< 0.5	ND< 0.20	ND< 0.20	ND< 1	ND< 0.20	ND< 4.0	ND< 2.0	ND< 0.20	ND< 0.20	ND< 10
1,4-Dichlorobenzene	3	ND< 0.5	ND< 0.5	ND< 0.5	ND< 0.2	ND< 0.2	ND< 0.2	ND< 0.5	ND< 0.20	ND< 0.20	ND< 1	ND< 0.20	ND< 4.0	ND< 2.0	ND< 0.20	ND< 0.20	ND< 10
2-Butanone	50*	ND< 0.5	ND< 2	ND< 0.5	ND< 0.2	ND< 0.2	ND< 0.8	ND< 0.5	ND< 0.20	ND< 0.20	ND< 1	ND< 0.20	ND< 4.0	ND< 2.0	ND< 0.20	ND< 0.20	ND< 10
2-Hexanone	50*	ND< 0.5	ND< 0.5	ND< 0.5	ND< 0.2	ND< 0.2	ND< 0.2	ND< 0.5	ND< 0.20	ND< 0.20	ND< 1	ND< 0.20	ND< 4.0	ND< 2.0	ND< 0.20	ND< 0.20	ND< 10
Methyl isobutyl ketone (4-Methyl-2-pentanone)	NS	ND< 0.5	ND< 0.5	ND< 0.5	ND< 0.2	ND< 0.2	ND< 0.2	ND< 0.5	ND< 0.20	ND< 0.20	ND< 1	ND< 0.20	ND< 4.0	ND< 2.0	ND< 0.20	ND< 0.20	ND< 10
Acetone	50*	ND< 2	ND< 2	ND< 2	ND< 1	1.5 J	ND< 1	2.2 SCAL-E	ND< 1	ND< 1	ND< 5	1.1 SCAL-E	30 J	13 J	ND< 1.0	ND< 1.0	ND< 50
Benzene	1	4.2	3.1	3	3.2	2.6	2.1	2.5	2.1	1.9	1.8 J	1.4	ND< 4.0	ND< 2.0	1.5	1.6	ND< 10
Bromochloromethane	5	ND< 0.5	ND< 0.5	ND< 0.5	ND< 0.2	ND< 0.2	ND< 0.2	ND< 0.5	ND< 0.20	ND< 0.20	ND< 1	ND< 0.20	ND< 4.0	ND< 2.0	ND< 0.20	ND< 0.20	ND< 10
Bromodichloromethane	50*	ND< 0.5	ND< 0.5	ND< 0.5	ND< 0.2	ND< 0.2	ND< 0.2	ND< 0.5	ND< 0.20	ND< 0.20	ND< 1	ND< 0.20	ND< 4.0	ND< 2.0	ND< 0.20	ND< 0.20	ND< 10
Bromoform	50*	ND< 0.5	ND< 0.5	ND< 0.5	ND< 0.2	ND< 0.2	ND< 0.2	ND< 0.5	ND< 0.20	ND< 0.20	ND< 1	ND< 0.20	ND< 4.0	ND< 2.0	ND< 0.20	ND< 0.20	ND< 10
Bromomethane	5	ND< 0.5	ND< 0.5	ND< 0.5	ND< 0.2	ND< 0.2	ND< 0.2	ND< 0.5	ND< 0.20	ND< 0.20	ND< 1	ND< 0.20	ND< 4.0	ND< 2.0	ND< 0.20	ND< 0.20	ND< 10
Carbon disulfide	60*	ND< 0.5	ND< 0.5	ND< 0.5	0.35 J	ND< 0.2	0.72	ND< 0.5	ND< 0.20	ND< 0.20	ND< 1	ND< 0.20	ND< 4.0	ND< 2.0	ND< 0.20	ND< 0.20	ND< 10
Carbon tetrachloride	5	ND< 0.5	ND< 0.5	ND< 0.5	ND< 0.2	ND< 0.2	ND< 0.2	ND< 0.5	ND< 0.20	ND< 0.20	ND< 1	ND< 0.20	ND< 4.0	ND< 2.0	ND< 0.20	ND< 0.20	ND< 10
Chlorobenzene	5	ND< 0.5	ND< 0.5	ND< 0.5	ND< 0.2	ND< 0.2	ND< 0.2	ND< 0.5	ND< 0.20	ND< 0.20	ND< 1	ND< 0.20	ND< 4.0	ND< 2.0	ND< 0.20	ND< 0.20	ND< 10
Chloroethane	5	370	140	230	270 D	180	180 D	130	160	120	120 CCV-E	94	55	97	150	130	150
Chloroform	7	ND< 0.5	ND< 0.5	ND< 0.5	ND< 0.2	ND< 0.2	ND< 0.2	0.22 J	ND< 0.20	ND< 0.20	ND< 1	ND< 0.2	ND< 4.0	ND< 2.0	ND< 0.20	ND< 0.20	ND< 10
Chloromethane	5	ND< 0.5	ND< 0.5	ND< 0.5	ND< 0.2	ND< 0.2	ND< 0.2	ND< 0.5	ND< 0.20	3.1	ND< 1	ND< 0.2	ND< 4.0	ND< 2.0	ND< 0.20	ND< 0.20	ND< 10
cis-1,2-Dichloroethylene	5	1600	1400	1200	1300 D	1200	1100 D	830	780	860	760	490	460	440	580	360	310
cis-1,3-Dichloropropylene	0.4*	ND< 0.5	ND< 0.5	ND< 0.5	ND< 0.2	ND< 0.2	ND< 0.2	ND< 0.5	ND< 0.20	ND< 0.20	ND< 1	ND< 0.20	ND< 4.0	ND< 2.0	ND< 0.20	ND< 0.20	ND< 10
Cyclohexane	NS	ND< 0.5	ND< 0.68	ND< 0.5	ND< 0.2	ND< 0.2	0.45 J	ND< 0.5	ND< 0.20	0.20 J	ND< 1	ND< 0.20	ND< 4.0	ND< 2.0	ND< 0.20	0.29 J	ND< 10
Dibromochloromethane	50*	ND< 0.5	ND< 0.5	ND< 0.5	ND< 0.2	ND< 0.2	ND< 0.2	ND< 0.5	ND< 0.20	ND< 0.20	ND< 1	ND< 0.20	ND< 4.0	ND< 2.0	ND< 0.20	ND< 0.20	ND< 10
Dichlorodifluoromethane	5	24	22 ICV-E	32	46	55	44 D	32	30	33	20	23	52	42	35	28	ND< 10
Ethyl Benzene	5	14	16.0	11	9.6	10	6.7	5.6	4.7	3.6	3.40	2.6	ND< 4.0	ND< 2.0	2.2	2.8	ND< 10
Isopropylbenzene	5	0.7	0.96	0.72	0.61	0.81	0.51	0.43 J	0.33 J	0.29 J	ND< 1	0.23 J	ND< 4.0	ND< 2.0	0.23 J	0.29 J	ND< 10
Methyl acetate	NS	ND< 0.5	ND< 0.5	ND< 0.5	ND< 0.2	ND< 0.2	ND< 0.2	ND< 0.5	ND< 0.20	ND< 0.20	ND< 1	ND< 0.20	ND< 4.0	ND< 2.0	ND< 0.20	ND< 0.20	ND< 10
Methyl tert-butyl ether (MTBE)	10*	ND< 0.5	ND< 0.5	ND< 0.5	ND< 0.2	ND< 0.2	ND< 0.2	ND< 0.5	ND< 0.20	ND< 0.20	ND< 1	ND< 0.20	ND< 4.0	ND< 2.0	ND< 0.20	ND< 0.20	ND< 10
Methylcyclohexane	NS	ND< 0.5	4.1	3.4	1.90	3.70	2.40	2.8	1.7	ND< 0.20	1.6 J	1.6	ND< 4.0	ND< 2.0	1.4	ND< 0.20	ND< 10
Methylene chloride	5	2.8 B	ND< 2	ND< 2	ND< 1	ND< 1	ND< 1	ND< 0.5	ND< 1	ND< 1	ND< 5	ND< 1.0	ND< 20	ND< 10	ND< 1.0	ND< 1.0	ND< 50
o-Xylene	5	24	14.00	14	13	12	10	8.9	8.6	6.7	6.4	5.0	ND< 4.0	2.9 J	3.7	5.2	ND< 10
p- & m- Xylenes	5	17	10.0	8.8	10	8.1	5.4	4.6	4.9	3.0	2.8 J	2.0	ND< 10	ND< 5.0	1.8	2.3	ND< 25
Styrene	5	ND< 0.5	ND< 0.5	ND< 0.5	ND< 0.2	ND< 0.2	ND< 0.2	ND< 0.5	ND< 0.20	ND< 0.20	ND< 1	ND< 0.20	ND< 4.0	ND< 2.0	ND< 0.20	ND< 0.20	ND< 10
Tetrachloroethylene	5	48	66 SCAL-E	100	110	120	92 D	73 CCV-E	44 CCV-E	59 CCV-E, ICV-E	85 SCAL-E	110 SCAL-E	130	75 B	43	32	21 QL-02, J
Toluene	5	32	22.00	18	23	15	11	13	12	8.2	7.8	6.8	ND< 4.0	5.0	4.4	5.9	ND< 10
trans-1,2-Dichloroethylene	5	2.3	3.40	12	49	12	15	6.6	12	10	1.4 J	11	ND< 4.0	ND< 2.0	5.6	2.6	ND< 10
trans-1,3-Dichloropropylene	0.4*	ND< 0.5	ND< 0.5	ND< 0.5	ND< 0.2	ND< 0.2	ND< 0.2	ND< 0.5	ND< 0.20	ND< 0.20	ND< 1	ND< 0.20	ND< 4.0	ND< 2.0	ND< 0.20	ND< 0.20	ND< 10
Trichloroethylene	5	61	89.0	170	280 D	540	420 D	320	260	270	400.0 D	240	470	410	420	380	320 QL-02
Trichlorofluoromethane (freon 11)	5	ND< 0.5	ND< 0.5	11	4.9	8.3	6.0	6.3	ND< 0.20	4.8	5.0 D	3.9	9.8 J	4.5 J	4.3	2.3	ND< 10
Vinyl Chloride	2	610	290.00	320	550 D	420	350 D	280	330	240 CCV-E	240	ND< 10	79	140	260	140	160 CCV-E
Total VOC concentration	NS	3,436.0	2,268.1	2,601.0	3,130.7	3,079.3	2,651.3	2,035.7	1,958.6	1,912.8	1,973.2	1,191.5	1,504.8	1,723.4	1,792.3	1,293.3	1,136.0
Total CVOC concentration	NS	3,344.1	2,197.9	2,542.1	3,069.0	3,025.6	2,612.0	1,995.6	1,924.3	1,888.9	1,949.4	1,170.8					

Sample Location Sample ID: FRMW (Fuller Rd Monitoring Well)- Well ID# (approx. depth to well bottom) and (Screen Interval) Sample Date Lab Sample ID Groundwater Elevation (ft.)	6 NYCRR Part 703.5	MW30 FRMW-MW30-X20 (10-20')														MW30
		9/6/2018	12/6/2018	3/5/2019	6/11/2019	9/17/2019	12/17/2019	3/16/2020	6/11/2020	8/27/2020	12/14/2020	3/12/2021	3/12/2021 (duplicate)	6/16/2021	9/29/2021	12/16/2021
		1810297-03	18L0310-03	19C0144-03	19F0430-10	19I0905-04	19L0806-04	20C0746-03	20F0477-10	20H1134-04	20L0785-04	21C0753-05	21C0753-08	21F0819-10	21I0004-04	21L1055-04
		242.34	243.95	244.02	239.28	240.57	242.62	242.23	242.46	243.46	242.49	243.55	243.55	243.72	243.80	240.36
Analyte	ppb	ppb	ppb	ppb	ppb	ppb	ppb	ppb	ppb	ppb	ppb	ppb	ppb	ppb	ppb	ppb
1,1,1-Trichloroethane	5	3.8	5.7	11	7.9	54	160	25	18	7.6	6.1	8.2	8.5	7.5	9.0	16
1,1,2,2-Tetrachloroethane	5	ND< 0.40	ND< 0.40	ND< 0.40	ND< 0.20	ND< 0.20	ND< 2.5	ND< 0.20	ND< 0.20	ND< 2.5	ND< 0.20	ND< 0.20	ND< 0.20	ND< 0.20	ND< 0.20	ND< 0.20
1,1,2-Trichloro-1,2,2-trifluoroethane	5	ND< 0.40	ND< 0.40	ND< 0.40	ND< 0.20	ND< 0.20	ND< 2.5	ND< 0.20	ND< 0.20	ND< 2.5	ND< 0.20	ND< 0.20	ND< 0.20	ND< 0.20	ND< 0.20	ND< 0.20
1,1,2-Trichloroethane	1	ND< 0.40	ND< 0.40	ND< 0.40	ND< 0.20	0.63	ND< 2.5	ND< 0.20	ND< 0.20	ND< 2.5	1.6	ND< 0.20	ND< 0.20	3.5	ND< 0.20	ND< 0.20
1,1-Dichloroethane	5	160	150	160	82	290	130	210	250	250	180	200	200	170	170	10
1,1-Dichloroethylene	5	11	19	22	18	86	23	29 (CV-E)	30	24	ND< 0.20	15	16	20	20	9.4
1,2,3-Trichlorobenzene	5	ND< 0.40	ND< 0.40	ND< 0.40	ND< 0.20	ND< 0.20	ND< 2.5	ND< 0.20	ND< 0.20	ND< 2.5	na	ND< 0.20	ND< 0.20	ND< 0.20	ND< 0.20	ND< 0.20
1,2,4-Trichlorobenzene	5	ND< 0.40	ND< 0.40	ND< 0.40	ND< 0.20	ND< 0.20	ND< 2.5	ND< 0.20	ND< 0.20	ND< 2.5	ND< 0.20	ND< 0.20	ND< 0.20	ND< 0.20	ND< 0.20	ND< 0.20
1,2-Dibromo-3-chloropropane	0.04	ND< 0.40	ND< 0.40	ND< 0.40	ND< 0.20	ND< 0.20	ND< 2.5	ND< 0.20	ND< 0.20	ND< 2.5	ND< 0.20	ND< 0.20	ND< 0.20	ND< 0.20	ND< 0.20	ND< 0.20
1,2-Dibromoethane	0.0006	ND< 0.40	ND< 0.40	ND< 0.40	ND< 0.20	ND< 0.20	ND< 2.5	ND< 0.20	ND< 0.20	ND< 2.5	ND< 0.20	ND< 0.20	ND< 0.20	ND< 0.20	ND< 0.20	ND< 0.20
1,2-Dichlorobenzene	3	ND< 0.40	ND< 0.40	ND< 0.40	ND< 0.20	ND< 0.20	ND< 2.5	ND< 0.20	ND< 0.20	ND< 2.5	na	ND< 0.20	ND< 0.20	ND< 0.20	ND< 0.20	ND< 0.20
1,2-Dichloroethane	0.6	1	0.72 J	0.78 J	0.34 J	2.9	ND< 2.5	2.4	2.6	2.8 J	3.4	3.9	3.9	2.6	2.8	ND< 0.20
1,2-Dichloropropane	1	ND< 0.40	ND< 0.40	ND< 0.40	ND< 0.20	ND< 0.20	ND< 2.5	ND< 0.20	ND< 0.20	ND< 2.5	ND< 0.20	ND< 0.20	ND< 0.20	ND< 0.20	ND< 0.20	ND< 0.20
1,3-Dichlorobenzene	3	ND< 0.40	ND< 0.40	ND< 0.40	ND< 0.20	ND< 0.20	ND< 2.5	ND< 0.20	ND< 0.20	ND< 2.5	na	ND< 0.20	ND< 0.20	ND< 0.20	ND< 0.20	ND< 0.20
1,4-Dichlorobenzene	3	ND< 0.40	ND< 0.40	ND< 0.40	ND< 0.20	ND< 0.20	ND< 2.5	ND< 0.20	ND< 0.20	ND< 2.5	na	ND< 0.20	ND< 0.20	ND< 0.20	ND< 0.20	ND< 0.20
2-Butanone	50*	30	ND< 0.40	ND< 0.40	ND< 0.20	ND< 0.20	ND< 2.5	ND< 0.20	ND< 0.20	ND< 2.5	ND< 0.20	ND< 0.20	ND< 0.20	ND< 0.20	ND< 0.20	ND< 0.20
2-Hexanone	50*	ND< 0.40	ND< 0.40	ND< 0.40	ND< 0.20	ND< 0.20	ND< 2.5	ND< 0.20	ND< 0.20	ND< 5.0	ND< 0.20	ND< 0.20	ND< 0.20	ND< 0.20	ND< 0.20	ND< 0.20
Methyl isobutyl ketone (4-Methyl-2-pentanone)	NS	ND< 0.40	ND< 0.40	ND< 0.40	ND< 0.20	ND< 0.20	ND< 2.5	ND< 0.20	ND< 0.20	ND< 2.5	ND< 0.20	ND< 0.20	ND< 0.20	ND< 0.20	ND< 0.20	ND< 0.20
Acetone	50*	ND< 2.0	ND< 2.0	ND< 2.0	ND< 1.00	1.8 CCV-E,J	ND< 5.0	ND< 1.0	ND< 1.0	ND< 2.5	1.7 J	ND< 1	ND< 1	ND< 1	1.0 J	ND< 1
Benzene	1	1.4	1.1	1.3	0.46 J	2.8	ND< 2.5	1.7	1.9	ND< 2.5	2.7	2.5	2.8	2.1	2.0	0.70
Bromochloromethane	5	ND< 0.40	ND< 0.40	ND< 0.40	ND< 0.20	ND< 0.20	ND< 2.5	ND< 0.20	ND< 0.20	ND< 2.5	na	ND< 0.20	ND< 0.20	ND< 0.20	ND< 0.20	ND< 0.20
Bromodichloromethane	50*	ND< 0.40	ND< 0.40	ND< 0.40	ND< 0.20	ND< 0.20	ND< 2.5	ND< 0.20	ND< 0.20	ND< 2.5	ND< 0.20	ND< 0.20	ND< 0.20	ND< 0.20	ND< 0.20	ND< 0.20
Bromoform	50*	ND< 0.40	ND< 0.40	ND< 0.40	ND< 0.20	ND< 0.20	ND< 2.5	ND< 0.20	ND< 0.20	ND< 2.5	ND< 0.20	ND< 0.20	ND< 0.20	ND< 0.20	ND< 0.20	ND< 0.20
Bromomethane	5	ND< 0.40	ND< 0.40	ND< 0.40	ND< 0.20	ND< 0.20	ND< 2.5	ND< 0.20	ND< 0.20	ND< 2.5	ND< 0.20	ND< 0.20	ND< 0.20	ND< 0.20	ND< 0.20	ND< 0.20
Carbon disulfide	60*	ND< 0.40	ND< 0.40	ND< 0.40	ND< 0.20	ND< 0.20	ND< 2.5	ND< 0.20	0.71	ND< 2.5	ND< 0.20	ND< 0.20	ND< 0.20	ND< 0.20	ND< 0.20	ND< 0.20
Carbon tetrachloride	5	ND< 0.40	ND< 0.40	ND< 0.40	ND< 0.20	ND< 0.20	ND< 2.5	ND< 0.20	ND< 0.20	ND< 2.5	ND< 0.20	ND< 0.20	ND< 0.20	ND< 0.20	ND< 0.20	ND< 0.20
Chlorobenzene	5	ND< 0.40	ND< 0.40	ND< 0.40	ND< 0.20	ND< 0.20	ND< 2.5	ND< 0.20	ND< 0.20	ND< 2.5	ND< 0.20	ND< 0.20	ND< 0.20	ND< 0.20	ND< 0.20	ND< 0.20
Chloroethane	5	130	98	84	35	130 CCV-E	61	120 (CV-E)	140	ND< 250	170	180	180	160	150	33
Chloroform	7	2.9	ND< 0.40	ND< 0.40	ND< 0.20	ND< 0.20	ND< 2.5	ND< 0.20	ND< 0.20	ND< 2.5	ND< 0.20	ND< 0.20	ND< 0.20	ND< 0.20	ND< 0.20	ND< 0.20
Chloromethane	5	ND< 0.40	ND< 0.40	ND< 0.40	6.3	ND< 0.20	ND< 2.5	ND< 0.20	0.25 CCV-E, QL-Q2, J	ND< 2.5	ND< 0.20	ND< 0.20	ND< 0.20	ND< 0.20	1.8	0.24 J
cis-1,2-Dichloroethylene	5	280	360	410	220	1,700	790	1,300	1,700	NA	1,100	1,400	1,400	850	870	45
cis-1,3-Dichloropropylene	0.4*	ND< 0.40	ND< 0.40	ND< 0.40	ND< 0.20	ND< 0.20	ND< 2.5	ND< 0.20	ND< 0.20	ND< 2.5	ND< 0.20	ND< 0.20	ND< 0.20	ND< 0.20	ND< 0.20	ND< 0.20
Cyclohexane	NS	ND< 0.40	ND< 0.40	ND< 0.40	ND< 0.20	ND< 0.20	ND< 2.5	ND< 0.20	0.30 CCV-E, QL-Q2, J	ND< 2.5	na	0.81	0.84	0.56	0.55	ND< 0.20
Dibromochloromethane	50*	ND< 0.40	ND< 0.40	ND< 0.40	ND< 0.20	ND< 0.20	ND< 2.5	ND< 0.20	ND< 0.20	ND< 2.5	ND< 0.20	ND< 0.20	ND< 0.20	ND< 0.20	ND< 0.20	ND< 0.20
Dichlorodifluoromethane	5	25	18	20	30	5.8 CCV-E	13	7.5	10 (CV-E)	4.0 J	6.9 CCV-E	12 (CV-E)	14 (CV-E)	6.9	3.7	1.5
Ethyl Benzene	5	1.7	1.3	2	2.4	5.0	ND< 2.5	2.1	1.4	ND< 2.5	1.4	1.7	1.8	1.4	1.0	3.8
Isopropylbenzene	5	ND< 0.40	ND< 0.40	ND< 0.40	0.46 J	1.8	ND< 2.5	0.65	0.64	ND< 2.5	0.44 J	0.53	0.55	0.53	0.37 J	0.59
Methyl acetate	NS	ND< 0.40	ND< 0.40	ND< 0.40	ND< 0.20	ND< 0.20	ND< 2.5	ND< 0.20	ND< 0.20	ND< 2.5	na	ND< 0.20	ND< 0.20	ND< 0.20	ND< 0.20	ND< 0.20
Methyl tert-butyl ether (MTBE)	10*	ND< 0.40	ND< 0.40	ND< 0.40	ND< 0.20	ND< 0.20	ND< 2.5	ND< 0.20	ND< 0.20	ND< 2.5	ND< 0.2	ND< 0.20	ND< 0.20	ND< 0.20	ND< 0.20	ND< 0.20
Methylcyclohexane	NS	0.96 J	0.96 J	1.2	1.2	9.0 J	ND< 2.5	3.2	2.5	ND< 5.0	na	5.1	5.1	3.7	2.1	ND< 0.20
Methylene chloride	5	ND< 2.0	ND< 2.0	ND< 2.0	ND< 0.20	ND< 1.0	ND< 2.5	ND< 0.20	ND< 1.0	ND< 2.5	1.6 J	1.6 J, B	1.3 J, B	1.1 J	ND< 1.0	ND< 1
o-Xylene	5	3.9	2.8	3.7	1.4	7.1	5.6	5.6	5.9	3.9 J	6.8	5.9	5.5	5.9	4.9	2.3
p- & m- Xylenes	5	1.6 J	1.0 J	2.2	0.76 J	3.1	ND< 2.5	1.7	1.9	ND< 2.5	2.3	1.9	2.0	1.9	1.6	1.7
Styrene	5	ND< 0.40	ND< 0.40	ND< 0.40	ND< 0.20	ND< 0.20	ND< 2.5	ND< 0.20	ND< 0.20	ND< 2.5	ND< 0.2	ND< 0.2	ND< 0.2	ND< 0.2	ND< 0.20	ND< 0.20
Tetrachloroethylene	5	15	25	44	71	210 CCV-E	220	240	260	ND< 250	110	110	200	220	100 (CV-E, ICV-E)	44
Toluene	5	4.3	4.8	7.1	1.2	17	3.5 J	9.4	7.8	10	8.6	8.5	8.6	7.1	5.4	4.6
trans-1,2-Dichloroethylene	5	1.2	0.9 J	3.2	4.8	83	55	6.2	10	6.3	32	15	15	21	8.2	1.8
trans-1,3-Dichloropropylene	0.4*	ND< 0.40	ND< 0.40	ND< 0.40	ND< 0.20	ND< 0.20	ND< 2.5	ND< 0.20	ND< 0.20	ND< 2.5	ND< 0.2	ND< 0.2	ND< 0.2	ND< 0.2	ND< 0.20	ND< 0.20
Trichloroethylene	5	310	200	240	260	250	130	130	120	ND< 250	130	150	200	140	100	35
Trichlorofluoromethane (freon 11)	5	ND< 0.40	ND< 0.40	3.1	1.8	ND< 0.20	6.3	ND< 0.20	0.53	ND< 2.5	0.35 J	ND< 0.2	ND< 0.2	ND< 0.2	0.37 J	ND< 0.20
Vinyl Chloride	2	140	89	61	87	250	120	340	600	450	550	880 (CV-E)	820 (CV-E)	650	440	13
Total VOC concentration	NS	1,123.8	978.3	1,076.6	832.0	3,109.9	1,717.4	2,434.6	3,252.4	758.6	2,315.9	3,318.8	3,377.4	2,383.9	1,894.79	222.63
Total CVOC concentration	NS	1,079.9	966.3	1,059.1	824.1	3,062.3	1,708.3	2,410.2	3,229.4	744.7	2,292.0	3,291.1	3,348.0	2,360.6	1,875.87	208.94
Total Petro-VOC concentration	NS	12.9	11.0	16.3	6.7	36.8	9.1	21.2	19.5	13.9	22.2	21.8	23.5	19.0	15.27	13.69
Other VOC concentration	NS	31.0	1.0	1.2	1.2	10.8	0.0	3.2	3.5	0.0	1.7	5.9	5.9	4.3		

Sample Location Sample ID: FRMW (Fuller Rd Monitoring Well)- Well ID# (approx. depth to well bottom) and (Screen Interval) Sample Date Lab Sample ID Groundwater Elevation (ft.)	6 NYCRR Part 703.5	MW32 FRMW-MW32-X25 (15-25')															
		7/19/2010	05/31/11	07/21/11	09/29/11	12/14/11	02/22/12	05/01/12	06/28/12	09/25/12	12/19/12	03/14/13	06/12/13	09/17/13	11/19/13	03/26/14	06/12/14
		10G0579-09	11F0120-08	11G0750-08	11J0038-08	11L0632-06	12B0883-06	12E0113-12	12F0976-06	12F0976-06	12F0976-06	13C0516-11	13F0453-05	13I0664-04	13K0803-04	14C0921-05	14F0651-14
		238.84	240.47	239.98	240.75	240.43	239.98	239.56	239.61	238.26	238.11	238.27	238.36	238.66	238.34	238.94	238.97
Analyte	ppb	ppb	ppb	ppb	ppb	ppb	ppb	ppb	ppb	ppb	ppb	ppb	ppb	ppb	ppb	ppb	ppb
1,1,1-Trichloroethane	5	46	25	31	72	ND< 500	6.2	3.7 J	3.1 J	20	1.8 J	4.6 J	23	150	41	18	1.7 J
1,1,2,2-Tetrachloroethane	5	ND< 25	ND< 5.0	ND< 5.0	ND< 5.0	ND< 500	ND< 5.0	ND< 5.0	ND< 5.0	ND< 5.0	ND< 5.0	ND< 5.0	ND< 5	ND< 5	ND< 5	ND< 0.5	ND< 2.5
1,1,2-Trichloro-1,2,2-trifluoroethane	5	ND< 25	ND< 5.0	ND< 5.0	ND< 5.0	ND< 500	ND< 5.0	ND< 5.0	ND< 5.0	ND< 5.0	ND< 5.0	ND< 5.0	ND< 5	ND< 5	ND< 5	ND< 0.5	ND< 2.5
1,1,2-Trichloroethane	1	ND< 25	ND< 5.0	ND< 5.0	ND< 5.0	ND< 500	ND< 5.0	ND< 5.0	ND< 5.0	ND< 5.0	ND< 5.0	ND< 5	ND< 5	ND< 5	ND< 0.5	ND< 2.5	
1,1-Dichloroethane	5	11 J	32	43	11	ND< 500	2.6 J	0.88 J	ND< 5.0	12	ND< 5.0	3.1 J	4.1 J	2.1 J	ND< 5	29	ND< 2.5
1,1-Dichloroethylene	5	6.7 J	4.7 J	8.5	6.8	ND< 500	ND< 5.0	ND< 5.0	ND< 5.0	8.5	ND< 5.0	1.4 J	2.5 J	3.3 J	ND< 5	4.1	ND< 2.5
1,2,3-Trichlorobenzene	5	na	na	na	na	na	na	na	na	na	na	na	na	na	na	ND< 0.5	ND< 2.5
1,2,4-Trichlorobenzene	5	ND< 50	ND< 10	ND< 10	ND< 10	ND< 1000	ND< 10	ND< 10	ND< 10	ND< 10	ND< 10	ND< 10	ND< 10	ND< 10	ND< 10	ND< 0.5	ND< 2.5
1,2-Dibromo-3-chloropropane	0.04	ND< 25	ND< 10	ND< 10	ND< 10	ND< 1000	ND< 10	ND< 10	ND< 10	ND< 10	ND< 10	ND< 10	ND< 10	ND< 10	ND< 10	ND< 0.5	ND< 2.5
1,2-Dibromoethane	0.0006	ND< 25	ND< 5.0	ND< 5.0	ND< 5.0	ND< 500	ND< 5.0	ND< 5.0	ND< 5.0	ND< 5.0	ND< 5.0	ND< 5.0	ND< 5	ND< 5	ND< 5	ND< 0.5	ND< 2.5
1,2-Dichlorobenzene	3	na	na	na	na	na	na	na	na	na	na	na	na	na	na	ND< 0.5	ND< 2.5
1,2-Dichloroethane	0.6	ND< 25	ND< 5.0	0.76 J	ND< 5.0	ND< 500	ND< 5.0	ND< 5.0	ND< 5.0	ND< 5.0	ND< 5.0	ND< 5.0	ND< 5	ND< 5	ND< 5	0.45 J	ND< 2.5
1,2-Dichloropropane	1	ND< 25	ND< 5.0	ND< 5.0	ND< 5.0	ND< 500	ND< 5.0	ND< 5.0	ND< 5.0	ND< 5.0	ND< 5.0	ND< 5.0	ND< 5	ND< 5	ND< 5	ND< 0.5	ND< 2.5
1,3-Dichlorobenzene	3	na	na	na	na	na	na	na	na	na	na	na	na	na	na	ND< 0.5	ND< 2.5
1,4-Dichlorobenzene	3	na	na	na	na	na	na	na	na	na	na	na	na	na	na	ND< 0.5	ND< 2.5
2-Butanone	50*	ND< 25	ND< 10	ND< 10	ND< 10	ND< 1000	ND< 10	ND< 10	ND< 10	ND< 10	ND< 10	ND< 10	ND< 10	ND< 10	ND< 10	ND< 0.5	ND< 2.5
2-Hexanone	50*	ND< 25	ND< 5.0	ND< 5.0	ND< 5.0	ND< 500	ND< 5.0	ND< 5.0	ND< 5.0	ND< 5.0	ND< 5.0	ND< 5.0	ND< 5	ND< 5	ND< 5	ND< 0.5	ND< 2.5
Methyl isobutyl ketone (4-Methyl-2-pentanone)	NS	ND< 50	ND< 10	ND< 10	ND< 10	ND< 1000	ND< 10	ND< 10	ND< 10	ND< 10	ND< 10	ND< 10	ND< 10	ND< 10	ND< 10	ND< 0.5	ND< 2.5
Acetone	50*	ND< 25 J	ND< 10	ND< 10	5	ND< 1000	ND< 10	14 B	ND< 10	ND< 10	ND< 10	ND< 10	ND< 10	ND< 10	ND< 10	ND< 2	7 CCV-E, J
Benzene	1	ND< 25	ND< 5.0	ND< 5.0	ND< 5.0	ND< 500	ND< 5.0	ND< 5.0	ND< 5.0	ND< 5.0	ND< 5.0	ND< 5.0	ND< 5	ND< 5	ND< 5	ND< 0.5	ND< 2.5
Bromochloromethane	5	na	na	na	na	na	na	na	na	na	na	na	na	na	na	ND< 0.5	ND< 2.5
Bromodichloromethane	50*	ND< 25	ND< 5.0	ND< 5.0	ND< 5.0	ND< 500	ND< 5.0	ND< 5.0	ND< 5.0	ND< 5.0	ND< 5.0	ND< 5.0	ND< 5	ND< 5	ND< 5	ND< 0.5	ND< 2.5
Bromoform	50*	ND< 25	ND< 5.0	ND< 5.0	ND< 5.0	ND< 500	ND< 5.0	ND< 5.0	ND< 5.0	ND< 5.0	ND< 5.0	ND< 5.0	ND< 5	ND< 5	ND< 5	ND< 0.5	ND< 2.5
Bromomethane	5	ND< 25	ND< 5.0	ND< 5.0	ND< 5.0	ND< 500	ND< 5.0	ND< 5.0	ND< 5.0	ND< 5.0	ND< 5.0	ND< 5.0	ND< 5	ND< 5	ND< 5	ND< 0.5	ND< 2.5
Carbon disulfide	60*	ND< 25	ND< 5.0	ND< 5.0	ND< 5.0	ND< 500	ND< 5.0	ND< 5.0	ND< 5.0	ND< 5.0	ND< 5.0	ND< 5.0	ND< 5	ND< 5	ND< 5	ND< 0.5	ND< 2.5
Carbon tetrachloride	5	ND< 25	ND< 5.0	ND< 5.0	ND< 5.0	ND< 500	ND< 5.0	ND< 5.0	ND< 5.0	ND< 5.0	ND< 5.0	ND< 5.0	ND< 5	ND< 5	ND< 5	ND< 0.5	ND< 2.5
Chlorobenzene	5	ND< 25	ND< 5.0	ND< 5.0	ND< 5.0	ND< 500	ND< 5.0	ND< 5.0	ND< 5.0	ND< 5.0	ND< 5.0	ND< 5.0	ND< 5	ND< 5	ND< 5	ND< 0.5	ND< 2.5
Chloroethane	5	ND< 25	ND< 5.0	ND< 5.0	ND< 5.0	ND< 500	ND< 5.0	ND< 5.0	ND< 5.0	ND< 5.0	ND< 5.0	ND< 5.0	ND< 5	ND< 5	ND< 5	ND< 0.5	ND< 2.5
Chloroform	7	ND< 25	ND< 5.0	ND< 5.0	ND< 5.0	ND< 500	ND< 5.0	ND< 5.0	ND< 5.0	ND< 5.0	ND< 5.0	ND< 5.0	ND< 5	ND< 5	ND< 5	ND< 0.5	ND< 2.5
Chloromethane	5	ND< 25	ND< 5.0	ND< 5.0	ND< 5.0	ND< 500	ND< 5.0	ND< 5.0	ND< 5.0	ND< 5.0	ND< 5.0	ND< 5.0	ND< 5	ND< 5	ND< 5	ND< 0.5	ND< 2.5
cis-1,2-Dichloroethylene	5	92	190	100 J	130	ND< 500	9.2	9.1	8.3	250	14	27	28	7.1	18	85	8.6
cis-1,3-Dichloropropylene	0.4*	ND< 25	ND< 5.0	ND< 5.0	ND< 5.0	ND< 500	ND< 5.0	ND< 5.0	ND< 5.0	ND< 5.0	ND< 5.0	ND< 5.0	ND< 5.0	ND< 5.0	ND< 5	ND< 0.5	ND< 2.5
Cyclohexane	NS	na	na	na	na	na	na	na	na	na	na	na	na	na	na	ND< 0.5	ND< 2.5
Dibromochloromethane	50*	ND< 25	ND< 5.0	ND< 5.0	ND< 5.0	ND< 500	ND< 5.0	ND< 5.0	ND< 5.0	ND< 5.0	ND< 5.0	ND< 5.0	ND< 5.0	ND< 5.0	ND< 5	ND< 0.5	ND< 2.5
Dichlorodifluoromethane	5	ND< 25	ND< 5.0	5.7	ND< 5.0	ND< 500	ND< 5.0	ND< 5.0	ND< 5.0	ND< 5.0	ND< 5.0	ND< 5.0	ND< 5.0	ND< 5.0	ND< 5	0.31 J	ND< 2.5
Ethyl Benzene	5	ND< 25	ND< 5.0	ND< 5.0	ND< 5.0	ND< 500	ND< 5.0	ND< 5.0	ND< 5.0	ND< 5.0	ND< 5.0	ND< 5.0	ND< 5.0	ND< 5.0	ND< 5	ND< 0.5	ND< 2.5
Isopropylbenzene	5	ND< 25	ND< 5.0	ND< 5.0	ND< 5.0	ND< 500	ND< 5.0	ND< 5.0	ND< 5.0	ND< 5.0	ND< 5.0	ND< 5.0	ND< 5	ND< 5	ND< 5	ND< 0.5	ND< 2.5
Methyl acetate	NS	na	na	na	na	na	na	na	na	na	na	na	na	na	na	ND< 0.5	ND< 2.5
Methyl tert-butyl ether (MTBE)	10*	ND< 25	2.2 J	2 J	2.2	ND< 500	1.2 J	0.98 J	0.38 J	1.3 J	ND< 5.0	0.83 J	1.4 J	ND< 5.0	ND< 5	0.62	ND< 2.5
Methylcyclohexane	NS	na	na	na	na	na	na	na	na	na	na	na	na	na	na	ND< 0.5	ND< 2.5
Methylene chloride	5	ND< 43	ND< 10	ND< 10	2.8	ND< 1000	2.6 J,B	3.4 J,B	ND< 10	2.9 J	ND< 10	6.7 J	ND< 10	ND< 10	ND< 10	ND< 2	ND< 10
o-Xylene	5	ND< 25	ND< 5.0	ND< 5.0	ND< 5.0	ND< 500	ND< 5.0	ND< 5.0	ND< 5.0	ND< 5.0	ND< 5.0	ND< 5.0	ND< 5.0	ND< 5.0	ND< 5	ND< 0.5	ND< 2.5
p- & m- Xylenes	5	ND< 50	ND< 10	ND< 10	ND< 10	ND< 1000	ND< 10	ND< 10	0.63 J	ND< 10	ND< 10	ND< 10	ND< 10	ND< 10	ND< 10	ND< 1	ND< 5.0
Styrene	5	ND< 25	ND< 5.0	ND< 5.0	ND< 5.0	ND< 500	ND< 5.0	ND< 5.0	ND< 5.0	ND< 5.0	ND< 5.0	ND< 5.0	ND< 5.0	ND< 5.0	ND< 5	ND< 0.5	ND< 2.5
Tetrachloroethylene	5	670	1200	520	200	280 J	270	150	190	250	220	140	170	180	200 HT-01R	270	61
Toluene	5	ND< 25	ND< 5.0	ND< 5.0	ND< 5.0	ND< 500	ND< 5.0	ND< 5.0	ND< 5.0	ND< 5.0	ND< 5.0	ND< 5.0	ND< 5.0	ND< 5.0	ND< 5	ND< 0.5	ND< 2.5
trans-1,2-Dichloroethylene	5	ND< 25	ND< 5.0	ND< 5.0	ND< 5.0	ND< 500	ND< 5.0	ND< 5.0	ND< 5.0	ND< 5.0	ND< 5.0	ND< 5.0	ND< 5.0	ND< 5.0	ND< 5	0.3 J	ND< 2.5
trans-1,3-Dichloropropylene	0.4*	ND< 25	ND< 5.0	ND< 5.0	ND< 5.0	ND< 500	ND< 5.0	ND< 5.0	ND< 5.0	ND< 5.0	ND< 5.0	ND< 5.0	ND< 5.0	ND< 5.0	ND< 5	ND< 0.5	ND< 2.5
Trichloroethylene	5	36	92	120	41	ND< 500	18	8.6	5.3	30	2.7 J	3.0 J	9.1	3.0 J	5.1	64	5.0
Trichlorofluoromethane (freon 11)	5	6.4 J	7.1	8.3	8.3	ND< 500	6.4	5.1	4.7 J	4.9 J	3.0 J	3.3 J	5.9	5.5	4.3 J	3.3	1.2 J
Vinyl Chloride	2	ND< 25	ND< 5.0	ND< 5.0	ND< 5.0	ND< 500	ND< 5.0	ND< 5.0	ND< 5.0	ND< 5.0	ND< 5.0	ND< 5.0	ND< 5.0	ND< 5.0	ND< 5	ND< 0.5	ND< 2.5
Total VOC concentration	NS	868.10	1,553.00	839.26	479.10	280.00	316.20	195.76	212.41	579.60	241.50	189.93	244.00	351.00	268.40	475.08	84.50
Total CVOC concentration	NS	868.10	1,550.80	837.26	471.90	280.00	315.00	180.78	211.40	578.30	241.50	189.10	242.60	351.00	268.40	474.46	77.50
Total Petro-VOC concentration	NS	0.00	2.20	2.00	2.20	0.00	1.20	0.98	1.01	1.30	0.00	0.83	1.40	0.00	0.00	0.62	0.00
Other VOC concentration	NS	0.0	1.0	2.0	3.0	4.0	5.0	14.0	0.0	0.							

Sample Location Sample ID: FRMW (Fuller Rd Monitoring Well)- Well ID# (approx. depth to well bottom) and (Screen Interval) Sample Date Lab Sample ID Groundwater Elevation (ft.)	6 NYCRR Part 703.5	MW32 FRMW-MW32-X25 (15-25')																
		09/16/14	12/15/14	03/17/15	06/25/15	09/16/15	11/30/15	03/03/16	05/26/16	09/29/16	10/31/16	12/1/2016	3/28/2017	6/28/2017	9/29/2017	12/11/2017	3/29/2018	6/13/2018
		14I0784-06	14L0667-04	150C563-06	15F1052-05	15I0617-04	15L0018-04	16C0192-04	16E1165-06	16I1131-02	16K0022-02	16L0074-02	17C1158-04	17F1193-03	17J0005-04	17L0427-02	18C1190-04	18F0674-03
238.21	238.01	238.20	238.07	237.41	237.70	238.01	237.84	237.02	236.84	237.05	237.81	239.05	238.15	237.50	238.01	237.66		
Analyte	ppb	ppb	ppb	ppb	ppb	ppb	ppb	ppb	ppb	ppb	ppb	ppb	ppb	ppb	ppb	ppb	ppb	
1,1,1-Trichloroethane	5	74	72.0	26	13	30 D	92	460 D	960	1400	1200 CCV-E	610	490	1,900	630	940	1,200	180
1,1,2,2-Tetrachloroethane	5	ND< 0.5	ND< 0.5	ND< 0.5	ND< 0.5	ND< 0.4	ND< 0.2	ND< 0.2	ND< 0.5	ND< 0.20	ND< 0.20	ND< 2	ND< 20	ND< 40	ND< 5.0	ND< 0.20	ND< 0.20	ND< 10
1,1,2-Trichloro-1,2,2-trifluoroethane	5	ND< 0.5	ND< 0.5	ND< 0.5	ND< 0.5	ND< 0.4	ND< 0.2	ND< 0.2	ND< 0.5	ND< 0.20	ND< 0.20	ND< 2	ND< 20	ND< 40	ND< 5.0	ND< 0.20	ND< 0.20	ND< 10
1,1,2-Trichloroethane	1	ND< 0.5	ND< 0.5	ND< 0.5	ND< 0.5	ND< 0.4	0.49 J	0.37 J	0.74	ND< 0.20	ND< 0.20	ND< 2	ND< 20	ND< 40	ND< 5.0	ND< 0.20	0.63	ND< 10
1,1-Dichloroethane	5	40	36	16	31	34 D	220	ND< 0.2	160	96	77	62 2	120	160	120	140	69	56
1,1-Dichloroethylene	5	38	29.0	13	6.9	7.1 D	28	33	100	81	85	41 2	49 J	210	110	65	69	42
1,2,3-Trichlorobenzene	5	ND< 0.5	ND< 0.5	ND< 0.5	ND< 0.5	ND< 0.4	ND< 0.2	ND< 0.2	ND< 0.5	ND< 0.20	ND< 0.20	ND< 2	ND< 20	ND< 40	ND< 5.0	ND< 0.20	ND< 0.20	ND< 10
1,2,4-Trichlorobenzene	5	ND< 0.5	ND< 0.5	ND< 0.5	ND< 0.5	ND< 0.4	ND< 0.2	ND< 0.2	ND< 0.5	ND< 0.20	ND< 0.20	ND< 2	ND< 20	ND< 40	ND< 5.0	ND< 0.20	ND< 0.20	ND< 10
1,2-Dibromo-3-chloropropane	0.04	ND< 2	ND< 0.5	ND< 2	ND< 0.5	ND< 0.4	ND< 0.2	ND< 0.2	ND< 0.5	ND< 0.20	ND< 0.20	ND< 2	ND< 20	ND< 40	ND< 5.0	ND< 0.20	ND< 0.20	ND< 10
1,2-Dibromoethane	0.0006	ND< 0.5	ND< 0.5	ND< 0.5	ND< 0.5	ND< 0.4	ND< 0.2	ND< 0.2	ND< 0.5	ND< 0.20	ND< 0.20	ND< 2	ND< 20	ND< 40	ND< 5.0	ND< 0.20	ND< 0.20	ND< 10
1,2-Dichlorobenzene	3	ND< 0.5	ND< 0.5	ND< 0.5	ND< 0.5	ND< 0.4	ND< 0.2	ND< 0.2	ND< 0.5	ND< 0.20	ND< 0.20	ND< 2	ND< 20	ND< 40	ND< 5.0	ND< 0.20	ND< 0.20	ND< 10
1,2-Dichloroethane	0.6	1.6	ND< 0.5	0.54	ND< 0.5	0.58 JD	2	1.2	3.0	1.3	ND< 0.20	ND< 2	ND< 20	ND< 40	ND< 5.0	2.4	ND< 0.20	ND< 10
1,2-Dichloropropane	1	ND< 0.5	ND< 0.5	ND< 0.5	ND< 0.5	ND< 0.4	ND< 0.2	ND< 0.2	ND< 0.5	ND< 0.20	ND< 0.20	ND< 2	ND< 20	ND< 40	ND< 5.0	ND< 0.20	ND< 0.20	ND< 10
1,3-Dichlorobenzene	3	ND< 0.5	ND< 0.5	ND< 0.5	ND< 0.5	ND< 0.4	ND< 0.2	ND< 0.2	ND< 0.5	ND< 0.20	ND< 0.20	ND< 2	ND< 20	ND< 40	ND< 5.0	ND< 0.20	ND< 0.20	ND< 10
1,4-Dichlorobenzene	3	ND< 0.5	ND< 0.5	ND< 0.5	ND< 0.5	ND< 0.4	ND< 0.2	ND< 0.2	ND< 0.5	ND< 0.20	ND< 0.20	ND< 2	ND< 20	ND< 40	ND< 5.0	ND< 0.20	ND< 0.20	ND< 10
2-Butanone	50*	ND< 2	ND< 0.5	ND< 2	ND< 0.5	ND< 0.4	ND< 0.2	55	ND< 0.5	ND< 0.20	ND< 0.20	ND< 2	ND< 20	ND< 40	ND< 5.0	ND< 0.20	ND< 0.20	ND< 10
2-Hexanone	50*	ND< 0.5	ND< 0.5	ND< 0.5	ND< 0.5	ND< 0.4	ND< 0.2	ND< 0.2	ND< 0.5	ND< 0.20	ND< 0.20	ND< 2	ND< 20	ND< 40	ND< 5.0	ND< 0.20	ND< 0.20	ND< 10
Methyl isobutyl ketone (4-Methyl-2-pentanone)	NS	ND< 0.5	ND< 0.5	ND< 0.5	ND< 0.5	ND< 0.4	ND< 0.2	ND< 0.2	ND< 0.5	ND< 0.20	ND< 0.20	ND< 2	ND< 20	ND< 40	ND< 5.0	ND< 0.20	ND< 0.20	ND< 10
Acetone	50*	ND< 2	ND< 2	ND< 2	ND< 2	3.40 JBD	ND< 1	ND< 1	ND< 0.5	ND< 1	ND< 1	ND< SCAL-E	140 J	360 J	58	ND< 1.0	ND< 1.0	ND< 50
Benzene	1	0.29 J	ND< 0.5	ND< 0.5	ND< 0.5	ND< 0.4	0.33 J	0.21 J	0.48 J	0.3 J	0.3 J	ND< 2	ND< 20	ND< 40	ND< 5.0	0.37 J	ND< 0.20	ND< 10
Bromochloromethane	5	ND< 0.5	ND< 0.5	ND< 0.5	ND< 0.5	ND< 0.4	ND< 0.2	ND< 0.2	ND< 0.5	ND< 0.20	ND< 0.20	ND< 2	ND< 20	ND< 40	ND< 5.0	ND< 0.20	ND< 0.20	ND< 10
Bromodichloromethane	50*	ND< 0.5	ND< 0.5	ND< 0.5	ND< 0.5	ND< 0.4	ND< 0.2	ND< 0.2	ND< 0.5	ND< 0.20	ND< 0.20	ND< 2	ND< 20	ND< 40	ND< 5.0	ND< 0.20	ND< 0.20	ND< 10
Bromoform	50*	ND< 0.5	ND< 0.5	ND< 0.5	ND< 0.5	ND< 0.4	ND< 0.2	ND< 0.2	ND< 0.5	ND< 0.20	ND< 0.20	ND< 2	ND< 20	ND< 40	ND< 5.0	ND< 0.20	ND< 0.20	ND< 10
Bromomethane	5	ND< 0.5	ND< 0.5	ND< 0.5	ND< 0.5	ND< 0.4	ND< 0.2	ND< 0.2	ND< 0.5	ND< 0.20	0.40 JB	ND< 2	ND< 20	ND< 40	ND< 5.0	ND< 0.20	ND< 0.20	ND< 10
Carbon disulfide	60*	ND< 0.5	ND< 0.5	ND< 0.5	ND< 0.5	ND< 0.4	ND< 0.2	0.43 J	ND< 0.5	ND< 0.20	ND< 0.20	ND< 2	ND< 20	ND< 40	ND< 5.0	ND< 0.20	ND< 0.20	ND< 10
Carbon tetrachloride	5	12	ND< 0.5	5.2	ND< 0.5	ND< 0.4	ND< 0.2	ND< 0.2	ND< 0.5	ND< 0.20	ND< 0.20	ND< 2	ND< 20	ND< 40	ND< 5.0	ND< 0.20	ND< 0.20	ND< 10
Chlorobenzene	5	ND< 0.5	ND< 0.5	ND< 0.5	ND< 0.5	ND< 0.4	ND< 0.2	ND< 0.2	ND< 0.5	ND< 0.20	ND< 0.20	ND< 2	ND< 20	ND< 40	ND< 5.0	ND< 0.20	ND< 0.20	ND< 10
Chloroethane	5	0.58	ND< 0.5	ND< 0.5	ND< 0.5	ND< 0.4	ND< 0.2	ND< 0.2	ND< 0.5	ND< 0.20	0.2 CCV-E	ND< 2	ND< 20	ND< 40	ND< 5.0	ND< 0.20	ND< 0.20	ND< 10
Chloroform	7	0.72	2.2	ND< 0.5	ND< 0.5	ND< 0.4	0.29 J	ND< 0.2	0.41 J	ND< 0.20	ND< 0.20	ND< 2	ND< 20	ND< 40	ND< 5.0	0.25 J	ND< 0.20	ND< 10
Chloromethane	5	ND< 0.5	ND< 0.5	ND< 0.5	ND< 0.5	ND< 0.4	ND< 0.2	ND< 0.2	ND< 0.5	ND< 0.20	ND< 0.20	ND< 2	ND< 20	ND< 40	ND< 5.0	ND< 0.20	ND< 0.20	ND< 10
cis-1,2-Dichloroethylene	5	1300	1600	440	150	280 D	1400	910 D	1000	1200	1700	1,100	1,900	1,200	2,100	1,800	1,200	510
cis-1,3-Dichloropropylene	0.4*	ND< 0.5	ND< 0.5	ND< 0.5	ND< 0.5	ND< 0.4	ND< 0.2	ND< 0.2	ND< 0.5	ND< 0.20	ND< 0.20	ND< 2	ND< 20	ND< 40	ND< 5.0	ND< 0.20	ND< 0.20	ND< 10
Cyclohexane	NS	ND< 0.5	ND< 0.5	0.36 J	ND< 0.5	ND< 0.4	ND< 0.2	ND< 0.2	ND< 0.5	ND< 0.20	ND< 0.20	ND< 2	ND< 20	ND< 40	ND< 5.0	0.52	ND< 0.20	ND< 10
Dibromochloromethane	50*	ND< 0.5	ND< 0.5	ND< 0.5	ND< 0.5	ND< 0.4	ND< 0.2	ND< 0.2	ND< 0.5	ND< 0.20	ND< 0.20	ND< 2	ND< 20	ND< 40	ND< 5.0	ND< 0.20	ND< 0.20	ND< 10
Dichlorodifluoromethane	5	1.7	ND< 0.5	6.4 ICV-E	ND< 0.5	ND< 0.4	1.4	1.2	6.4	24	ND< 0.20	ND< 2	ND< 20	ND< 40	46	1.2	ND< 0.20	ND< 10
Ethyl Benzene	5	0.31 J	ND< 0.5	ND< 0.5	ND< 0.5	ND< 0.4	ND< 0.2	ND< 0.2	ND< 0.5	ND< 0.20	ND< 0.20	ND< 2	ND< 20	ND< 40	ND< 5.0	ND< 0.20	ND< 0.20	ND< 10
Isopropylbenzene	5	ND< 0.5	ND< 0.5	ND< 0.5	ND< 0.5	ND< 0.4	ND< 0.2	ND< 0.2	ND< 0.5	ND< 0.20	ND< 0.20	ND< 2	ND< 20	ND< 40	ND< 5.0	ND< 0.20	ND< 0.20	ND< 10
Methyl acetate	NS	ND< 0.5	ND< 0.5	ND< 0.5	ND< 0.5	ND< 0.4	ND< 0.2	ND< 0.2	ND< 0.5	ND< 0.20	ND< 0.20	ND< 2	ND< 20	ND< 40	ND< 5.0	ND< 0.20	ND< 0.20	ND< 10
Methyl tert-butyl ether (MTBE)	10*	0.63	ND< 0.5	ND< 0.5	0.86	1.60 D	1.50	0.95	1.2	1.4	ND< 0.20	ND< 2	ND< 20	ND< 40	ND< 5.0	ND< 0.20	ND< 0.20	ND< 10
Methylcyclohexane	NS	2.2	3.7	1.3	ND< 0.5	ND< 0.4	0.57	0.47 J	0.51	0.76	0.30 J	ND< 2	ND< 20	ND< 40	ND< 5.0	1.3	ND< 0.20	ND< 10
Methylene chloride	5	ND< 2	1.5 JB	ND< 2	ND< 2	ND< 2	ND< 1	ND< 1	ND< 2	ND< 1	ND< 1	ND< 10	ND< 100	210 J	ND< 25	ND< 1.0	ND< 1.0	ND< 50
o-Xylene	5	ND< 0.5	ND< 0.5	ND< 0.5	ND< 0.5	ND< 0.4	ND< 0.2	ND< 0.2	ND< 0.5	ND< 2.0	1.3	ND< 2	ND< 20	ND< 40	ND< 5.0	0.45 J	ND< 0.20	ND< 10
p- & m- Xylenes	5	ND< 1	ND< 1.0	ND< 1	ND< 1	ND< 1	ND< 0.5	ND< 0.5	ND< 1	ND< 0.50	ND< 0.50	ND< 5	ND< 50	ND< 100	ND< 12	ND< 0.50	ND< 0.50	ND< 25
Styrene	5	ND< 0.5	ND< 0.5	ND< 0.5	ND< 0.5	ND< 0.4	ND< 0.2	ND< 0.2	ND< 0.5	ND< 0.20	ND< 0.20	ND< 2	ND< 20	ND< 40	ND< 5.0	ND< 0.20	ND< 0.20	ND< 10
Tetrachloroethylene	5	280	260 SCAL-E	170	120	210 D	1000	640 D	2500	ND< 0.20	4,200 SCAL-E	3,400 SCAL-E	2,700	6,500	2,700 B	4,500	3,700	1,600 QL-02
Toluene	5	0.5	ND< 0.50	ND< 0.5	ND< 0.5	ND< 0.4	ND< 0.2	ND< 0.2	ND< 0.5	ND< 0.20	ND< 0.20	ND< 2	ND< 20	ND< 40	ND< 5.0	ND< 0.20	ND< 0.20	ND< 10
trans-1,2-Dichloroethylene	5	6.3	4.70	2.3	0.62	2.30 D	19	21	42	52	92	3 J	ND< 20	ND< 40	ND< 5.0	45	23	ND< 10
trans-1,3-Dichloropropylene	0.4*	ND< 0.5	ND< 0.5	ND< 0.5	ND< 0.5	ND< 0.4	ND< 0.2	ND< 0.2	ND< 0.5	ND< 0.20	ND< 0.20	ND< 2	ND< 20	ND< 40	ND< 5.0	ND< 0.20	ND< 0.20	ND< 10
Trichloroethylene	5	100	76.0	52														

Sample Location Sample ID: FRMW (Fuller Rd Monitoring Well)- Well ID# (approx. depth to well bottom) and (Screen Interval) Sample Date Lab Sample ID Groundwater Elevation (ft.)	6 NYCRR Part 703.5	MW32 FRMW-MW32-X25 (15-25')																	
		9/6/2018	12/6/2018	3/5/2019	6/11/2019	9/17/2019	12/17/2019	12/17/2019	3/16/2020	6/11/2020	Duplicate 6/11/2020	8/27/2020	12/14/2020	Duplicate 12/15/2020					
		18I0297-01	18L0310-02	19C0144-02	19F0430-12	19I0905-05	19L0806-05	19L0806-05	20C0746-02	20F0477-12	20F0477-15	20H1134-05	20L0785-05	20L0785-07					
		238.12	238.95	239.57	239.89	239.02	239.04	239.04	239.29	239.50	239.50	239.50	238.70	238.70					
Analyte	ppb	ppb	ppb	ppb	ppb	ppb	ppb	ppb	ppb	ppb	ppb	ppb	ppb						
1,1,1-Trichloroethane	5	13	130	200	2,100	220	24	24	5.3	44	45	32	56	51					
1,1,2,2-Tetrachloroethane	5	ND< 0.20	ND< 0.20	ND< 0.20	ND< 0.20	ND< 0.20	ND< 2.5	ND< 2.5	ND< 0.20	ND< 0.20	ND< 0.20	ND< 2.5	ND< 0.20	ND< 0.20					
1,1,2-Trichloro-1,2,2-trifluoroethane	5	ND< 0.20	ND< 0.20	ND< 0.20	ND< 0.20	ND< 0.20	ND< 2.5	ND< 2.5	ND< 0.20	ND< 0.20	ND< 0.20	ND< 2.5	ND< 0.20	ND< 0.20					
1,1,2-Trichloroethane	1	ND< 0.20	ND< 0.20	ND< 0.20	ND< 0.20	ND< 0.20	ND< 2.5	ND< 2.5	ND< 0.20	ND< 0.20	ND< 0.20	ND< 2.5	ND< 0.20	ND< 0.20					
1,1-Dichloroethane	5	5.9	120	60	320	65	14	14	2.1	18	18	71	30	28					
1,1-Dichloroethylene	5	4.2	20.0	120	130	28	8.1	8.1	0.70	ICV-E	20	20	24	25	ND< 0.2				
1,2,3-Trichlorobenzene	5	ND< 0.20	ND< 0.20	ND< 0.20	ND< 0.20	ND< 0.20	ND< 2.5	ND< 2.5	ND< 0.20	ND< 0.20	ND< 0.20	ND< 2.5	na	na					
1,2,4-Trichlorobenzene	5	ND< 0.20	ND< 0.20	ND< 0.20	ND< 0.20	ND< 0.20	ND< 2.5	ND< 2.5	ND< 0.20	ND< 0.20	ND< 0.20	ND< 2.5	ND< 0.20	ND< 0.20					
1,2-Dibromo-3-chloropropane	0.04	ND< 0.20	ND< 0.20	ND< 0.20	ND< 0.20	ND< 0.20	ND< 2.5	ND< 2.5	ND< 0.20	ND< 0.20	ND< 0.20	ND< 2.5	ND< 0.20	ND< 0.20					
1,2-Dibromoethane	0.0006	ND< 0.20	ND< 0.20	ND< 0.20	ND< 0.20	ND< 0.20	ND< 2.5	ND< 2.5	ND< 0.20	ND< 0.20	ND< 0.20	ND< 2.5	ND< 0.20	ND< 0.20					
1,2-Dichlorobenzene	3	ND< 0.20	ND< 0.20	ND< 0.20	ND< 0.20	ND< 0.20	ND< 2.5	ND< 2.5	ND< 0.20	ND< 0.20	ND< 0.20	ND< 2.5	na	na					
1,2-Dichloroethane	0.6	ND< 0.20	1.5	5	ND< 0.20	ND< 0.20	ND< 2.5	ND< 2.5	ND< 0.20	0.49	J	0.50	ND< 2.5	0.65	0.62				
1,2-Dichloropropane	1	ND< 0.20	ND< 0.20	ND< 0.20	ND< 0.20	ND< 0.20	ND< 2.5	ND< 2.5	ND< 0.20	ND< 0.20	ND< 0.20	ND< 2.5	ND< 0.20	ND< 0.20					
1,3-Dichlorobenzene	3	ND< 0.20	ND< 0.20	ND< 0.20	ND< 0.20	ND< 0.20	ND< 2.5	ND< 2.5	3.4	ND< 0.20	ND< 0.20	ND< 2.5	na	na					
1,4-Dichlorobenzene	3	ND< 0.20	ND< 0.20	ND< 0.20	ND< 0.20	ND< 0.20	ND< 2.5	ND< 2.5	ND< 0.20	ND< 2.20	ND< 2.20	ND< 2.5	na	na					
2-Butanone	50*	ND< 0.20	ND< 0.20	ND< 0.20	ND< 0.20	ND< 0.20	ND< 2.5	ND< 2.5	ND< 0.20	ND< 0.20	ND< 0.20	ND< 2.5	ND< 0.20	ND< 0.20					
2-Hexanone	50*	ND< 0.20	ND< 0.20	ND< 0.20	ND< 0.20	ND< 0.20	ND< 2.5	ND< 2.5	ND< 0.20	ND< 0.20	ND< 0.20	ND< 5.0	ND< 0.20	ND< 0.20					
Methyl isobutyl ketone (4-Methyl-2-pentanone)	NS	ND< 0.20	ND< 0.20	ND< 0.20	ND< 0.20	ND< 0.20	ND< 2.5	ND< 2.5	ND< 0.20	ND< 0.20	ND< 0.20	ND< 2.5	ND< 0.20	ND< 0.20					
Acetone	50*	ND< 1.0	ND< 1.00	ND< 1.00	ND< 1.00	ND< 1.00	ND< 5.0	ND< 5.0	ND< 1.0	ND< 1.0	ND< 1.0	ND< 2.5	1.2	J	1.6	J			
Benzene	1	ND< 0.20	0.24	J	0.85	0.63	0.21	J	ND< 2.5	ND< 2.5	ND< 0.20	ND< 2.5	ND< 0.2	ND< 0.20					
Bromochloromethane	5	ND< 0.20	ND< 0.20	ND< 0.20	ND< 0.20	ND< 0.20	ND< 2.5	ND< 2.5	ND< 0.20	ND< 0.20	ND< 0.20	ND< 2.5	na	na					
Bromodichloromethane	50*	ND< 0.20	ND< 0.20	ND< 0.20	ND< 0.20	ND< 0.20	ND< 2.5	ND< 2.5	ND< 0.20	ND< 0.20	ND< 0.20	ND< 2.5	ND< 0.20	ND< 0.20					
Bromoform	50*	ND< 0.20	ND< 0.20	ND< 0.20	ND< 0.20	ND< 0.20	ND< 2.5	ND< 2.5	ND< 0.20	ND< 0.20	ND< 0.20	ND< 2.5	ND< 0.20	ND< 0.20					
Bromomethane	5	ND< 0.20	ND< 0.20	ND< 0.20	ND< 0.20	ND< 0.20	ND< 2.5	ND< 2.5	ND< 0.20	ND< 0.20	ND< 0.20	ND< 2.5	ND< 0.20	ND< 0.20					
Carbon disulfide	60*	ND< 0.20	ND< 0.20	ND< 0.20	1.1	0.62	ND< 2.5	ND< 2.5	ND< 0.20	0.27	J	ND< 0.20	ND< 2.5	ND< 0.20					
Carbon tetrachloride	5	ND< 0.20	ND< 0.20	ND< 0.20	ND< 0.20	ND< 0.20	ND< 2.5	ND< 2.5	ND< 0.20	ND< 0.20	ND< 0.20	ND< 2.5	ND< 0.20	ND< 0.20					
Chlorobenzene	5	ND< 0.20	ND< 0.20	ND< 0.20	0.30	J	ND< 2.5	ND< 2.5	ND< 0.20	ND< 0.20	ND< 0.20	ND< 2.5	ND< 0.20	ND< 0.20					
Chloroethane	5	ND< 0.20	ND< 0.20	ND< 0.20	ND< 0.20	ND< 0.20	ND< 2.5	ND< 2.5	ND< 0.20	ND< 0.20	ND< 0.20	ND< 2.5	ND< 0.20	ND< 0.20					
Chloroform	7	ND< 0.20	ND< 0.20	0.62	0.48	J	ND< 2.5	ND< 2.5	ND< 0.20	ND< 0.20	ND< 0.20	ND< 2.5	0.27	J	0.26	J			
Chloromethane	5	ND< 0.20	ND< 0.20	ND< 0.20	ND< 0.20	ND< 0.20	ND< 2.5	ND< 2.5	ND< 0.20	ND< 0.20	ND< 0.20	ND< 2.5	ND< 0.20	ND< 0.20					
cis-1,2-Dichloroethylene	5	140	770	770	2,800	800	300	300	85	750	720	720	850	790					
cis-1,3-Dichloropropylene	0.4*	ND< 0.20	ND< 0.20	ND< 0.20	ND< 0.20	ND< 0.20	ND< 2.5	ND< 2.5	ND< 0.20	ND< 0.20	ND< 0.20	ND< 2.5	ND< 0.20	ND< 0.20					
Cyclohexane	NS	ND< 0.20	ND< 0.20	ND< 0.20	ND< 0.20	0.43	J	ND< 2.5	ND< 2.5	ND< 0.20	ND< 0.20	ND< 2.5	na	na					
Dibromochloromethane	50*	ND< 0.20	ND< 0.20	ND< 0.20	ND< 0.20	ND< 0.20	ND< 2.5	ND< 2.5	ND< 0.20	0.53	ICV-E, QL-02	0.53	ND< 2.5	ND< 0.20					
Dichlorodifluoromethane	5	ND< 0.20	0.89	4.2	40	ND< 0.20	ND< 2.5	ND< 2.5	ND< 0.20	ND< 0.20	ND< 0.20	ND< 2.5	0.48	J	0.41	J			
Ethyl Benzene	5	ND< 0.20	ND< 0.20	ND< 0.20	ND< 0.20	ND< 0.20	ND< 2.5	ND< 2.5	ND< 0.20	ND< 0.20	ND< 0.20	ND< 2.5	ND< 0.20	ND< 0.20					
Isopropylbenzene	5	ND< 0.20	ND< 0.20	ND< 0.20	ND< 0.20	ND< 0.20	ND< 2.5	ND< 2.5	ND< 0.20	ND< 0.20	ND< 0.20	ND< 2.5	ND< 0.20	ND< 0.20					
Methyl acetate	NS	ND< 0.20	ND< 0.20	ND< 0.20	ND< 0.20	ND< 0.20	ND< 2.5	ND< 2.5	ND< 0.20	ND< 0.20	ND< 0.20	ND< 2.5	ND< 0.20	ND< 0.20					
Methyl tert-butyl ether (MTBE)	10*	0.36	J	0.44	J	0.81	0.93	0.45	J	0.38	J	0.40	J	0.42	J	0.38	J	0.43	J
Methylcyclohexane	NS	ND< 0.20	0.41	J	2.2	2.4	1.0	ND< 2.5	ND< 2.5	ND< 0.20	ND< 0.20	ND< 0.20	ND< 5.0	ND< 0.20	ND< 0.20				
Methylene chloride	5	ND< 1.0	ND< 1.0	ND< 1.0	ND< 1.0	ND< 1.0	ND< 2.5	ND< 2.5	ND< 1.00	ND< 1.00	ND< 1.00	ND< 2.5	ND< 1	ND< 1					
o-Xylene	5	ND< 0.20	ND< 0.20	0.76	2.8	1.0	ND< 2.5	ND< 2.5	ND< 0.20	ND< 0.20	ND< 0.20	ND< 2.5	ND< 0.20	ND< 0.20					
p- & m- Xylenes	5	ND< 0.50	ND< 0.50	ND< 0.50	1.1	ND< 0.50	ND< 2.5	ND< 2.5	ND< 0.50	ND< 0.50	ND< 0.50	ND< 2.5	ND< 0.50	ND< 0.50					
Styrene	5	ND< 0.20	ND< 0.20	ND< 0.20	ND< 0.20	ND< 0.20	ND< 2.5	ND< 2.5	ND< 0.20	ND< 0.20	ND< 0.20	ND< 2.5	ND< 0.20	ND< 0.20					
Tetrachloroethylene	5	150	1,000	4,500	7,500	2,900	CCV-E	130	130	39	37	37	ND< 250	48	44				
Toluene	5	ND< 0.20	ND< 0.20	1.2	1.4	ND< 0.20	ND< 2.5	ND< 2.5	ND< 0.20	ND< 0.20	ND< 0.20	ND< 2.5	ND< 0.20	ND< 0.20					
trans-1,2-Dichloroethylene	5	0.36	J	6.5	20	86	41	2.5	J	0.87	6.3	6.4	ND< 2.5	24	15				
trans-1,3-Dichloropropylene	0.4*	ND< 0.20	ND< 0.20	ND< 0.20	ND< 0.20	ND< 0.20	ND< 2.5	ND< 2.5	ND< 0.20	ND< 0.20	ND< 0.20	ND< 2.5	ND< 0.20	ND< 0.20					
Trichloroethylene	5	18	160	83	100	100	24	24	8.4	11	11	ND< 250	25	23					
Trichlorofluoromethane (freon 11)	5	1.3	2	4.5	6.8	1.5	ND< 2.5	ND< 2.5	0.29	J	0.85	0.84	ND< 2.5	0.88	0.86				
Vinyl Chloride	2	ND< 0.20	0.36	J	4.5	15	3.8	ND< 2.5	ND< 2.5	ND< 0.20	ND< 0.20	ND< 0.20	ND< 2.5	ND< 0.20	ND< 0.20				
Total VOC concentration	NS	333.12	2,212.34	5,777.64	13,108.94	4,163.01	502.60	502.60	145.44	890.84	859.69	847.00	1,061.86	955.18					
Total CVOC concentration	NS	332.76	2,211.25	5,771.82	13,098.58	4,159.30	502.60	502.60	145.06	890.17	859.27	847.00	1,060.28	953.15					
Total Petro-VOC concentration	NS	0.36	0.68	3.62	6.86	1.66	0.00	0.00	0.38	0.40	0.42	0.00	0.38	0.43					
Other VOC concentration	NS	0.0	0.41	2.2	3.5	2.05	0.0	0.0	0.0	0.3	0.0	0.0	1.2	1.6					
Location of screen		Just beneath water table (237.5' - 227.5' amsl)																	

Sample Location Sample ID: FRMW (Fuller Rd Monitoring Well)- Well ID# (approx. depth to well bottom) and (Screen Interval) Sample Date Lab Sample ID Groundwater Elevation (ft.)	6 NYCRR Part 703.5	MW32 FRMW-MW32-X25 (15-25')			
		3/12/2021	6/16/2021	9/29/2021	12/16/2021
		21C0753-06	21F0819-06	21J0004-05	21L1055-05
		238.79	239.00	239.09	239.54
Analyte	ppb	ppb	ppb	ppb	ppb
1,1,1-Trichloroethane	5	835	1,600	2,400	1,200
1,1,2,2-Tetrachloroethane	5	ND< 0.20	ND< 0.20	ND< 0.20	ND< 0.20
1,1,2-Trichloro-1,2,2-trifluoroethane	5	ND< 0.20	ND< 0.20	ND< 0.20	ND< 0.20
1,1,2-Trichloroethane	1	0.62	4.8	ND< 0.20	ND< 0.20
1,1-Dichloroethane	5	35	180	180	180
1,1-Dichloroethylene	5	30	140	80	74
1,2,3-Trichlorobenzene	5	ND< 0.20	ND< 0.20	ND< 0.20	ND< 0.20
1,2,4-Trichlorobenzene	5	ND< 0.20	ND< 0.20	ND< 0.20	ND< 0.20
1,2-Dibromo-3-chloropropane	0.04	ND< 0.20	ND< 0.20	ND< 0.20	ND< 0.20
1,2-Dibromoethane	0.0006	ND< 0.20	ND< 0.20	ND< 0.20	ND< 0.20
1,2-Dichlorobenzene	3	ND< 0.20	ND< 0.20	ND< 0.20	ND< 0.20
1,2-Dichloroethane	0.6	0.43 J	0.38 J	ND< 0.20	ND< 0.20
1,2-Dichloropropane	1	ND< 0.20	ND< 0.20	ND< 0.20	ND< 0.20
1,3-Dichlorobenzene	3	ND< 0.20	ND< 0.20	ND< 0.20	ND< 0.20
1,4-Dichlorobenzene	3	ND< 0.20	ND< 0.20	ND< 0.20	ND< 0.20
2-Butanone	50*	ND< 0.20	ND< 0.20	ND< 0.20	ND< 0.20
2-Hexanone	50*	ND< 0.20	ND< 0.20	ND< 0.20	ND< 0.20
Methyl isobutyl ketone (4-Methyl-2-pentanone)	NS	ND< 0.20	ND< 0.20	ND< 0.20	ND< 0.20
Acetone	50*	1.0 J	ND< 1.00	ND< 1	ND< 1
Benzene	1	ND< 0.20	0.42 J	0.21 J	0.46 J
Bromochloromethane	5	ND< 0.20	ND< 0.20	ND< 0.20	ND< 0.20
Bromodichloromethane	50*	ND< 0.20	ND< 0.20	ND< 0.20	ND< 0.20
Bromoform	50*	ND< 0.20	ND< 0.20	ND< 0.20	ND< 0.20
Bromomethane	5	ND< 0.20	ND< 0.20	ND< 0.20	ND< 0.20
Carbon disulfide	60*	ND< 0.20	ND< 0.20	ND< 0.20	ND< 0.20
Carbon tetrachloride	5	ND< 0.20	ND< 0.20	ND< 0.20	ND< 0.20
Chlorobenzene	5	ND< 0.20	0.59	0.39 J	ND< 0.20
Chloroethane	5	ND< 0.20	ND< 0.20	ND< 0.20	ND< 0.20
Chloroform	7	ND< 0.20	0.44 J	0.23 J	ND< 0.20
Chloromethane	5	ND< 0.20	ND< 0.20	ND< 0.20	3.0
cis-1,2-Dichloroethylene	5	475	680	270	2,300
cis-1,3-Dichloropropylene	0.4*	ND< 0.20	ND< 0.20	ND< 0.20	ND< 0.20
Cyclohexane	NS	0.42 J	ND< 0.20	ND< 0.20	ND< 0.20
Dibromochloromethane	50*	ND< 0.20	ND< 0.20	ND< 0.20	ND< 0.20
Dichlorodifluoromethane	5	0.33 ^{1, QL-02, CCV-E, ICV-E}	0.56	0.23 J	2.0
Ethyl Benzene	5	ND< 0.20	0.73	0.44 J	ND< 0.20
Isopropylbenzene	5	ND< 0.20	0.30 J	ND< 0.20	ND< 0.20
Methyl acetate	NS	ND< 0.20	ND< 0.20	ND< 0.20	ND< 0.20
Methyl tert-butyl ether (MTBE)	10*	0.55	1.2	1.2	ND< 0.20
Methylcyclohexane	NS	0.29 J	5.1	1.2	1.1
Methylene chloride	5	ND< 1	ND< 1	ND< 1	ND< 1
o-Xylene	5	ND< 0.20	1.1	5.0	ND< 0.20
p- & m- Xylenes	5	ND< 0.50	3.1	0.91 J	ND< 0.50
Styrene	5	ND< 0.20	ND< 0.20	ND< 0.20	ND< 0.20
Tetrachloroethylene	5	1,700	20,000	6,700 ^{CCV-E, ICV-E}	4,700
Toluene	5	ND< 0.20	6.6	2.2	1.3
trans-1,2-Dichloroethylene	5	1.2	17	1.9	38
trans-1,3-Dichloropropylene	0.4*	ND< 0.20	ND< 0.20	ND< 0.20	ND< 0.20
Trichloroethylene	5	35	140	94	170
Trichlorofluoromethane (freon 11)	5	2.8 ^{QL-02, CCV-E}	4.4	3.2	3.7
Vinyl Chloride	2	0.34 ^{J, CCV-E}	0.67	0.73	0.87
Total VOC concentration	NS	3,102.98	24,742.29	9,741.84	8,674.43
Total CVOC concentration	NS	3,100.72	24,713.84	9,730.68	8,671.57
Total Petro-VOC concentration	NS	0.55	23.35	9.96	1.76
Other VOC concentration	NS	1.7	5.1	1.20	1.10
Location of screen	Just beneath water table (237.5' - 227.5' amsl)				

Sample Location Sample ID: FRMW (Fuller Rd Monitoring Well)-Well ID# (approx. depth to well bottom) and (Screen Interval) Sample Date Lab Sample ID Groundwater Elevation (ft.)	6 NYCRR Part 703.5	MW33 FRMW-MW33-X25 (15-25')															
		7/19/2010	9/30/2011	12/14/2011	2/22/2012	5/1/2012	6/28/2012	9/25/2012	12/19/2012	3/18/2013	6/12/2013	9/17/2013	11/19/2013	3/26/2014	6/12/2014	9/16/2014	12/15/2014
		10G0579-11	11J0038-16	11L0633-07	12B0883-13	12E0113-13	12F0976-14	12I0945-13	12L0807-13	13C0516-12	13F0453-04	13I0664-03	13K0803-03	14C0921-03	14F0651-15	14I0784-07	14L0667-03
Analyte	ppb	ppb	ppb	ppb	ppb	ppb	ppb	ppb	ppb	ppb	ppb	ppb	ppb	ppb	ppb	ppb	
1,1,1-Trichloroethane	5	26	23	ND< 500	85	180	110 J	97	50	3.1 J	1.1 J	ND< 5	ND< 5	130	1,100	330	91
1,1,2,2-Tetrachloroethane	5	ND< 25	ND< 5.0	ND< 500	ND< 5.0	ND< 50	ND< 120	ND< 50	ND< 50	ND< 5	ND< 5	ND< 5	ND< 5	ND< 0.5	ND< 50	ND< 0.5	ND< 0.5
1,1,2-Trichloro-1,2,2-trifluoroethane	5	ND< 25	ND< 5.0	ND< 500	ND< 5.0	ND< 50	ND< 120	ND< 50	ND< 50	ND< 5	ND< 5	ND< 5	ND< 5	ND< 0.5	ND< 50	ND< 0.5	ND< 0.5
1,1,2-Trichloroethane	1	ND< 25	ND< 5.0	ND< 500	2.8 J	ND< 50	ND< 120	ND< 50	ND< 50	ND< 5	ND< 5	ND< 5	ND< 5	ND< 0.5	ND< 50	9.5	5.7
1,1-Dichloroethane	5	660	29	550	310	1,600	930	450	340	33	8.2	7.8	15	500	1,000	590	320
1,1-Dichloroethylene	5	28	21	ND< 500	120	190	100 J	84	48 J	6.6	1.6 J	1.5 J	3 J	110	320	ND< 0.5	85
1,2,3-Trichlorobenzene	5	na	na	na	na	na	na	na	na	na	na	na	na	ND< 0.5	ND< 50	ND< 0.5	ND< 0.5
1,2,4-Trichlorobenzene	5	ND< 50	ND< 10	ND< 1000	ND< 10	ND< 100	ND< 250	ND< 100	ND< 100	ND< 10	ND< 10	ND< 10	ND< 10	ND< 0.5	ND< 50	ND< 0.5	ND< 0.5
1,2-Dibromo-3-chloropropane	0.04	ND< 25	ND< 10	ND< 1000	ND< 10	ND< 100	ND< 250	ND< 100	ND< 100	ND< 10	ND< 10	ND< 10	ND< 10	ND< 0.5	ND< 50	ND< 2	ND< 0.5
1,2-Dibromoethane	0.0006	ND< 25	ND< 5.0	ND< 500	ND< 5.0	ND< 50	ND< 120	ND< 50	ND< 50	ND< 5	ND< 5	ND< 5	ND< 5	ND< 0.5	ND< 50	ND< 0.5	ND< 0.5
1,2-Dichlorobenzene	3	na	na	na	na	na	na	na	na	na	na	na	na	0.21 J	ND< 50	0.55	ND< 0.5
1,2-Dichloroethane	0.6	ND< 25	1.2 J	ND< 500	6.6	12 J	ND< 120	ND< 50	ND< 50	ND< 5	ND< 5	ND< 5	ND< 5	8	ND< 50	15	3.9
1,2-Dichloropropane	1	ND< 25	ND< 5.0	ND< 500	ND< 5.0	ND< 50	ND< 120	ND< 50	ND< 50	ND< 5	ND< 5	ND< 5	ND< 5	ND< 0.5	ND< 50	ND< 0.5	ND< 0.5
1,3-Dichlorobenzene	3	na	na	na	na	na	na	na	na	na	na	na	na	ND< J	ND< 50	ND< 0.5	ND< 0.5
1,4-Dichlorobenzene	3	na	na	na	na	na	na	na	na	na	na	na	na	0.34	ND< 50	ND< 0.5	ND< 0.5
2-Butanone	50*	ND< 25	ND< 10	ND< 500	ND< 10	ND< 100	ND< 250	ND< 100	ND< 100	ND< 10	ND< 10	ND< 10	ND< 10	ND< 0.5	ND< 50	ND< 2	ND< 0.5
2-Hexanone	50*	ND< 25	ND< 5.0	ND< 500	ND< 5.0	ND< 50	ND< 120	ND< 50	ND< 50	ND< 5	ND< 5	ND< 5	ND< 5	ND< 0.5	ND< 50	ND< 0.5	ND< 0.5
Methyl isobutyl ketone (4-Methyl-2-pentanone)	NS	ND< 25 J	ND< 10	ND< 1000	ND< 10	ND< 100	ND< 250	ND< 100	ND< 100	ND< 10	ND< 10	ND< 10	ND< 10	ND< 0.5	ND< 50	ND< 0.5	ND< 0.5
Acetone	50*	ND< 25	5.5 J,B	ND< 500	ND< 10	13 B	230 J,B	ND< 100	ND< 100	ND< 10	9.1 J,B	ND< 10	ND< 10	ND< 2	160 CCV-E, J, B	ND< 2	ND< 2
Benzene	1	ND< 25	0.92 J	ND< 500	2.0 J	ND< 50	ND< 120	ND< 50	ND< 50	ND< 5	ND< 5	ND< 5	ND< 5	2.3	ND< 50	3.4	1.4
Bromochloromethane	5	na	na	na	na	na	na	na	na	na	na	na	na	ND< 0.5	ND< 50	ND< 0.5	ND< 0.5
Bromodichloromethane	50*	ND< 25	ND< 5.0	ND< 500	ND< 5.0	ND< 50	ND< 120	ND< 50	ND< 50	ND< 5	ND< 5	ND< 5	ND< 5	ND< 0.5	ND< 50	ND< 0.5	ND< 0.5
Bromoform	50*	ND< 25	ND< 5.0	ND< 500	ND< 5.0	ND< 50	ND< 120	ND< 50	ND< 50	ND< 5	ND< 5	ND< 5	ND< 5	ND< 0.5	ND< 50	ND< 0.5	ND< 0.5
Bromomethane	5	ND< 25	ND< 5.0	ND< 500	ND< 5.0	ND< 50	ND< 120	ND< 50	ND< 50	ND< 5	ND< 5	ND< 5	ND< 5	ND< 0.5	ND< 50	ND< 0.5	ND< 0.5
Carbon disulfide	60*	ND< 25	ND< 5.0	ND< 500	ND< 5.0	ND< 50	ND< 120	ND< 50	ND< 50	ND< 5	ND< 5	ND< 5	ND< 5	ND< 0.5	ND< 50	ND< 0.5	ND< 0.5
Carbon tetrachloride	5	ND< 25	ND< 5.0	ND< 500	ND< 5.0	ND< 50	ND< 120	ND< 50	ND< 50	ND< 5	ND< 5	ND< 5	ND< 5	ND< 0.5	ND< 50	ND< 100	ND< 0.5
Chlorobenzene	5	ND< 25	ND< 5.0	ND< 500	ND< 5.0	ND< 50	ND< 120	ND< 50	ND< 50	ND< 5	ND< 5	ND< 5	ND< 5	ND< 0.5	ND< 50	0.39 J	ND< 0.5
Chloroethane	5	ND< 25	1.5 J	ND< 500	3.6 J	ND< 50	ND< 120	ND< 50	ND< 50	ND< 5	ND< 5	ND< 5	ND< 5	2.1	ND< 50	5.5	1.2
Chloroform	7	ND< 25	ND< 5.0	ND< 500	ND< 5.0	ND< 50	ND< 120	ND< 50	ND< 50	ND< 5	ND< 5	ND< 5	ND< 5	0.87	ND< 50	1.6	ND< 0.5
Chloromethane	5	63	ND< 5.0	ND< 500	ND< 5.0	ND< 50	ND< 120	ND< 50	ND< 50	ND< 5	ND< 5	ND< 5	ND< 5	ND< 0.5	ND< 50	ND< 0.5	ND< 0.5
cis-1,2-Dichloroethylene	5	ND< 25	45	420 J	410	1,400	710	850	330	43	8.6	13	24	1,200	2,600	2000	620
cis-1,3-Dichloropropylene	0.4*	ND< 25	ND< 5.0	ND< 500	ND< 5.0	ND< 50	ND< 120	ND< 50	ND< 50	ND< 5	ND< 5	ND< 5	ND< 5	ND< 0.5	ND< 50	ND< 0.5	ND< 0.5
Cyclohexane	NS	na	na	na	na	na	na	na	na	na	na	na	na	2.2	ND< 50	ND< 0.5	ND< 0.5
Dibromochloromethane	50*	31	ND< 5.0	ND< 500	ND< 5.0	ND< 50	ND< 120	ND< 50	ND< 50	ND< 5	ND< 5	ND< 5	ND< 5	ND< 0.5	ND< 50	ND< 0.5	ND< 0.5
Dichlorodifluoromethane	5	25	22	ND< 500	6.3	8.6 J	ND< 120	ND< 50	ND< 50	3.8 J	ND< 5	2.9 J	5.2	10	ND< 50	3.6	ND< 0.5
Ethyl Benzene	5	ND< 25	32	ND< 500	12	34 J	30 J	15 J	9.4 J	2.3 J	1.7 J	1.5 J	ND< 5	11	23 J	37	13
Isopropylbenzene	5	ND< 50	ND< 5.0	ND< 1000	ND< 5.0	ND< 50	ND< 120	ND< 50	ND< 50	ND< 5	ND< 5	ND< 5	ND< 5	1.3	ND< 50	4.1	1.8
Methyl acetate	NS	na	na	na	na	na	na	na	na	na	na	na	na	ND< 0.5	ND< 50	ND< 0.5	ND< 0.5
Methyl tert-butyl ether (MTBE)	10*	ND< 25	2.9 J	ND< 500	3.0 J	ND< 50	ND< 120	ND< 50	ND< 50	ND< 5	ND< 5	ND< 5	ND< 5	2.1	ND< 50	2.2	ND< 0.5
Methylcyclohexane	NS	na	na	na	na	na	na	na	na	na	na	na	na	5.9	ND< 50	16	6.8
Methylene chloride	5	ND< 43	2.9 J,B	ND< 500	3.1 J,B	4.7 J,B	140 J,B	31 J,B	ND< 50	6.3 J	ND< 10	ND< 10	ND< 10	ND< 2	ND< 200	1.3 J	1.6 J
o-Xylene	5	4.8 J	2.2 J	ND< 500	3.2 J	12 J	ND< 120	17 J	ND< 50	ND< 5	ND< 5	ND< 5	ND< 5	6.1	ND< 50	16	6
p- & m- Xylenes	5	46 J	1.2 J	ND< 1000	8.0 J	71 J	79 J	42 J	ND< 100	ND< 10	ND< 10	ND< 10	ND< 10	8.6	ND< 100	22	5
Styrene	5	ND< 25	ND< 5.0	ND< 500	ND< 5.0	ND< 50	ND< 120	ND< 50	ND< 50	ND< 5	ND< 5	ND< 5	ND< 5	ND< 0.5	ND< 50	ND< 0.5	ND< 0.5
Tetrachloroethylene	5	85	120	780	1,000	1,600	2,500	1,700	1,500	410	110	70	94 CCV-E	2,800	17,000	4300	4600
Toluene	5	7.1 J	0.95 J	ND< 500	4.8 J	13 J	ND< 120	22 J	ND< 50	ND< 5	ND< 5	ND< 5	ND< 5	6.8	ND< 50	13	3.6
trans-1,2-Dichloroethylene	5	ND< 25	ND< 5.0	ND< 500	ND< 5.0	ND< 50	ND< 120	ND< 50	ND< 50	ND< 5	ND< 5	ND< 5	ND< 5	ND< 0.5	ND< 50	5.6	ND< 0.5
trans-1,3-Dichloropropylene	0.4*	ND< 25	ND< 5.0	ND< 500	ND< 5.0	ND< 50	ND< 120	ND< 50	ND< 50	ND< 5	ND< 5	ND< 5	ND< 5	ND< 0.5	ND< 50	ND< 0.5	ND< 0.5
Trichloroethylene	5	12 J	27	80 J	200	410	260	40	110	25	9.6	8.7	11	160	470	260	290
Trichlorofluoromethane (freon 11)	5	72	66	ND< 500	22	38 J	29 J	32 J	28 J	12	9.4	8.6	8.3	15	ND< 50	12	15
Vinyl Chloride	2	ND< 25	ND< 5.0	ND< 500	ND< 5.0	ND< 50	ND< 120	ND< 50	ND< 50	ND< 5	ND< 5	ND< 5	ND< 5	2.2	ND< 50	3	1.2
Total VOC concentration	NS	1,059.9	404.3	1,830.0	2,202.4	5,586.3	5,118.0	3,380.0	2,415.4	545.1	159.3	114.0	160.5	4,985.0	22,673.0	7,651.7	6,072.2
Total CVOC concentration	NS	1,002	391	1,830	2,181	5,477	4,809	3,299	2,415	545	150	114	161	4,950	22,513	7,575	6,047.6
Total Petro-VOC concentration	NS	58	40	0	33	130	109	96	9	2	2	2	0	38	23	98	30.8
Other VOC concentration	NS	0	0	0	0	0	0	0	0	0	0	0	0	8	0	0	0
Location of screen	Just beneath water table (237.5' - 227.5' amsl)																

Sample Location Sample ID: FRMW (Fuller Rd Monitoring Well)-Well ID# (approx. depth to well bottom) and (Screen Interval) Sample Date Lab Sample ID Groundwater Elevation (ft.)	6 NYCRR Part 703.5	MW33 FRMW-MW33-X25 (15-25')															
		3/17/2015	6/25/2015	9/16/2015	11/30/2015	3/3/2016	5/26/2016	9/29/2016	10/31/2016	12/1/2016	3/28/2017	6/28/2017	9/29/2017	12/11/2017	3/29/2018	6/13/2018	9/6/2018
		15C0563-05	15F1052-03	15I0617-03	15L0018-03	16C0192-03	16E1165-04	16I1131-01	16K0022-01	16L0074-01	17C1158-03	17F1193-02	17J0005-05	17L0427-01	18C1190-03	18F0674-01	18I0297-01
		238.08	237.95	237.33	237.58	237.90	236.95	236.76	236.97	237.73	238.97	238.06	237.43	237.93	239.99	238.06	
Analyte	ppb	ppb	ppb	ppb	ppb	ppb	ppb	ppb	ppb	ppb	ppb	ppb	ppb	ppb	ppb	ppb	
1,1,1-Trichloroethane	5	9.5	8.0	9.5	6.7	5.6	5.2	7.9	5.4	4.5	0.59	1.4	0.51	1.9	0.6	0.5	ND< 0.20
1,1,2,2-Tetrachloroethane	5	ND< 0.5	ND< 0.5	ND< 0.2	ND< 0.2	ND< 0.2	ND< 0.5	ND< 0.20	ND< 0.20	ND< 0.20	ND< 0.20	ND< 0.20	ND< 0.20	ND< 0.20	ND< 0.20	ND< 0.20	ND< 0.20
1,1,2-Trichloro-1,2,2-trifluoroethane	5	ND< 0.5	ND< 0.5	ND< 0.2	ND< 0.2	ND< 0.2	ND< 0.5	ND< 0.20	ND< 0.20	ND< 0.20	ND< 0.20	ND< 0.20	ND< 0.20	ND< 0.20	ND< 0.20	ND< 0.20	ND< 0.20
1,1,2-Trichloroethane	1	ND< 0.5	ND< 0.5	ND< 0.2	ND< 0.2	ND< 0.2	ND< 0.5	ND< 0.20	ND< 0.20	ND< 0.20	ND< 0.20	ND< 0.20	ND< 0.20	ND< 0.20	ND< 0.20	ND< 0.20	ND< 0.20
1,1-Dichloroethane	5	54	29	26	19	ND< 0.2	67	48	40	53	140	130	44	34	28	24	6.7
1,1-Dichloroethylene	5	17 CCV-E	8.2	9.8	6.8	7.9	9.3	11	8.3	9.2	14	30	8.4	6.1	5	3.8	1
1,2,3-Trichlorobenzene	5	ND< 0.5	ND< 0.5	ND< 0.2	ND< 0.2	ND< 0.2	ND< 0.5	ND< 0.20	ND< 0.20	ND< 0.20	ND< 0.20	ND< 0.20	ND< 0.20	ND< 0.20	ND< 0.20	ND< 0.20	ND< 0.20
1,2,4-Trichlorobenzene	5	ND< 0.5	ND< 0.5	ND< 0.2	ND< 0.2	ND< 0.2	ND< 0.5	ND< 0.20	ND< 0.20	ND< 0.20	ND< 0.20	ND< 0.20	ND< 0.20	ND< 0.20	ND< 0.20	ND< 0.20	ND< 0.20
1,2-Dibromo-3-chloropropane	0.04	ND< 0.5	ND< 0.5	ND< 0.2	ND< 0.2	ND< 0.2	ND< 0.5	ND< 0.20	ND< 0.20	ND< 0.20	ND< 0.20	ND< 0.20	ND< 0.20	ND< 0.20	ND< 0.20	ND< 0.20	ND< 0.20
1,2-Dibromoethane	0.0006	ND< 0.5	ND< 0.5	ND< 0.2	ND< 0.2	ND< 0.2	ND< 0.5	ND< 0.20	ND< 0.20	ND< 0.20	ND< 0.20	ND< 0.20	ND< 0.20	ND< 0.20	ND< 0.20	ND< 0.20	ND< 0.20
1,2-Dichlorobenzene	3	ND< 0.5	ND< 0.5	ND< 0.2	ND< 0.2	ND< 0.2	ND< 0.5	ND< 0.20	ND< 0.20	ND< 0.20	ND< 0.20	ND< 0.20	ND< 0.20	ND< 0.20	ND< 0.20	ND< 0.20	ND< 0.20
1,2-Dichloroethane	0.6	0.55	ND< 0.5	ND< 0.2	ND< 0.2	ND< 0.2	ND< 0.5	ND< 0.20	ND< 0.20	ND< 0.20	ND< 0.20	ND< 0.20	ND< 0.20	ND< 0.20	ND< 0.20	ND< 0.20	ND< 0.20
1,2-Dichloropropane	1	ND< 0.5	ND< 0.5	ND< 0.2	ND< 0.2	ND< 0.2	ND< 0.5	ND< 0.20	ND< 0.20	ND< 0.20	ND< 0.20	ND< 0.20	ND< 0.20	ND< 0.20	ND< 0.20	ND< 0.20	ND< 0.20
1,3-Dichlorobenzene	3	ND< 0.5	ND< 0.5	ND< 0.2	ND< 0.2	ND< 0.2	ND< 0.5	ND< 0.20	ND< 0.20	ND< 0.20	ND< 0.20	ND< 0.20	ND< 0.20	ND< 0.20	ND< 0.20	ND< 0.20	ND< 0.20
1,4-Dichlorobenzene	3	ND< 0.5	ND< 0.5	ND< 0.2	ND< 0.2	ND< 0.2	ND< 0.5	ND< 0.20	ND< 0.20	ND< 0.20	ND< 0.20	ND< 0.20	ND< 0.20	ND< 0.20	ND< 0.20	ND< 0.20	ND< 0.20
2-Butanone	50*	ND< 0.5	ND< 0.5	ND< 0.2	ND< 0.2	ND< 0.8	ND< 0.5	ND< 0.20	ND< 0.20	ND< 0.20	ND< 0.20	ND< 0.20	ND< 0.20	ND< 0.20	ND< 0.20	ND< 0.20	ND< 0.20
2-Hexanone	50*	ND< 0.5	ND< 0.5	ND< 0.2	ND< 0.2	ND< 0.2	ND< 0.5	ND< 0.20	ND< 0.20	ND< 0.20	ND< 0.20	ND< 0.20	ND< 0.20	ND< 0.20	ND< 0.20	ND< 0.20	ND< 0.20
Methyl isobutyl ketone (4-Methyl-2-pentanone)	NS	ND< 0.5	ND< 0.5	ND< 0.2	ND< 0.2	ND< 0.2	ND< 0.5	ND< 0.20	ND< 0.20	ND< 0.20	ND< 0.20	ND< 0.20	ND< 0.20	ND< 0.20	ND< 0.20	ND< 0.20	ND< 0.20
Acetone	50*	ND< 2	1.6 SCAL-E	ND< 1	ND< 1	ND< 1	ND< 2	ND< 1	ND< 1	ND< 1	ND< 1	1.5 J	1.5 J	ND< 1.0	ND< 1.0	ND< 1.0	ND< 1.0
Benzene	1	0.26 J	ND< 0.5	ND< 0.2	ND< 0.2	ND< 0.2	0.32 J	ND< 0.20	ND< 0.20	0.25 J	1.2	0.99	ND< 0.20	0.23 J	0.39 J	0.32 J	ND< 0.20
Bromochloromethane	5	ND< 0.5	ND< 0.5	ND< 0.2	ND< 0.2	ND< 0.2	ND< 0.5	ND< 0.20	ND< 0.20	ND< 0.20	ND< 0.20	ND< 0.20	ND< 0.20	ND< 0.20	ND< 0.20	ND< 0.20	ND< 0.20
Bromodichloromethane	50*	ND< 0.5	ND< 0.5	ND< 0.2	ND< 0.2	ND< 0.2	ND< 0.5	ND< 0.20	ND< 0.20	ND< 0.20	ND< 0.20	ND< 0.20	ND< 0.20	ND< 0.20	ND< 0.20	ND< 0.20	ND< 0.20
Bromoform	50*	ND< 0.5	ND< 0.5	ND< 0.2	ND< 0.2	ND< 0.2	ND< 0.5	ND< 0.20	ND< 0.20	ND< 0.20	ND< 0.20	ND< 0.20	0.53	ND< 0.20	ND< 0.20	ND< 0.20	ND< 0.20
Bromomethane	5	ND< 0.5	ND< 0.5	ND< 0.2	ND< 0.2	ND< 0.2	ND< 0.5	ND< 0.20	0.26 JB	ND< 0.20	ND< 0.20	ND< 0.20	ND< 0.20	ND< 0.20	ND< 0.20	ND< 0.20	ND< 0.20
Carbon disulfide	60*	0.24 SCAL-E,J	ND< 0.5	0.34 JB	ND< 0.2	0.26 J	ND< 0.5	ND< 0.20	ND< 0.20	ND< 0.20	ND< 0.20	ND< 0.20	ND< 0.20	ND< 0.20	ND< 0.20	ND< 0.20	0.32 J
Carbon tetrachloride	5	ND< 0.5	ND< 0.5	ND< 0.2	ND< 0.2	ND< 0.2	ND< 0.5	ND< 0.20	ND< 0.20	ND< 0.20	ND< 0.20	ND< 0.20	ND< 0.20	ND< 0.20	ND< 0.20	ND< 0.20	ND< 0.20
Chlorobenzene	5	ND< 0.5	ND< 0.5	ND< 0.2	ND< 0.2	ND< 0.2	ND< 0.5	ND< 0.20	ND< 0.20	ND< 0.20	ND< 0.20	ND< 0.20	ND< 0.20	ND< 0.20	ND< 0.20	ND< 0.20	0.42 J
Chloroethane	5	ND< 0.5	ND< 0.5	0.21 J	ND< 0.2	0.41 J	0.85	0.94	0.40 J	0.60	1.6 CCV-E	2.2	0.95	0.69	0.34 J	0.31 J	ND< 0.20
Chloroform	7	ND< 0.5	ND< 0.5	0.22 J	1.8	0.42 J	ND< 0.5	ND< 0.20	ND< 0.20	0.42 J	0.50	1.2	ND< 0.20	0.64	0.25 J	0.32 J	2.10
Chloromethane	5	ND< 0.5	ND< 0.5	ND< 0.2	ND< 0.2	ND< 0.2	ND< 0.5	ND< 0.20	ND< 0.20	ND< 0.20	ND< 0.20	ND< 0.20	ND< 0.20	ND< 0.20	ND< 0.20	ND< 0.20	ND< 0.20
cis-1,2-Dichloroethylene	5	130	36	23	22	25	29	31	23	24	33	31	10	13	10	8.1	3.4
cis-1,3-Dichloropropylene	0.4*	ND< 0.5	ND< 0.5	ND< 0.2	ND< 0.2	ND< 0.2	ND< 0.5	ND< 0.20	ND< 0.20	ND< 0.20	ND< 0.20	ND< 0.20	ND< 0.20	ND< 0.20	ND< 0.20	ND< 0.20	ND< 0.20
Cyclohexane	NS	0.69 0.5	0.28 J	ND< 0.2	ND< 0.2	0.25 J	ND< 0.5	ND< 0.20	0.25 J	0.28 J	0.32 J	0.29 J	ND< 0.20	ND< 0.20	ND< 0.20	ND< 0.20	ND< 0.20
Dibromochloromethane	50*	ND< 0.5	ND< 0.5	ND< 0.2	ND< 0.2	ND< 0.2	ND< 0.5	ND< 0.20	ND< 0.20	ND< 0.20	ND< 0.20	ND< 0.20	ND< 0.20	ND< 0.20	ND< 0.20	ND< 0.20	ND< 0.20
Dichlorodifluoromethane	5	7.7	7.7	7.6	8.1	10	4.3	10	11	8.7	5.4	8.1	2.4	3.6	2.3	2.6 CCV-E	ND< 0.20
Ethyl Benzene	5	1.9	1.5	1.7	2.5	6	1.0	6.1	10	10	0.57	0.25 J	ND< 0.20	0.25 J	0.74	ND< 0.20	ND< 0.20
Isopropylbenzene	5	0.6	0.28 J	0.21 J	ND< 0.2	0.46 J	0.39 J	0.65	0.60	0.61	0.57	0.73	0.62	0.35	0.34 J	0.55	ND< 0.20
Methyl acetate	NS	ND< 2	ND< 0.5	ND< 0.2	ND< 0.2	ND< 0.2	ND< 0.5	ND< 0.20	ND< 0.20	ND< 0.20	ND< 0.20	ND< 0.20	ND< 0.20	ND< 0.20	ND< 0.20	ND< 0.20	ND< 0.20
Methyl tert-butyl ether (MTBE)	10*	0.38 J	0.27 J	0.32 J	0.31 J	0.37 J	ND< 0.5	0.44 J	0.39 J	0.54	ND< 0.20	0.2 J	ND< 0.20	0.34 J	ND< 0.20	ND< 0.20	ND< 0.20
Methylcyclohexane	NS	3.8	2	1	0.99	1.1	0.93	1.1	0.39 J	0.96	0.61	0.59	ND< 0.20	0.45 J	ND< 0.20	0.7 QL-02	ND< 0.20
Methylene chloride	5	ND< 2	ND< 2	ND< 1	ND< 1	ND< 1	ND< 2	ND< 1	ND< 1.00	1 U	ND< 1	1.1 J	ND< 1.0	ND< 1.0	ND< 1.0	ND< 1.0	ND< 1.0
o-Xylene	5	0.42 J	0.38 J	0.4 J	0.55	0.22 J	ND< 0.5	1	0.77	0.58	ND< 0.20	ND< 0.20	ND< 0.20	ND< 0.20	ND< 0.20	ND< 0.20	ND< 0.20
p- & m- Xylenes	5	ND< 0.5	ND< 1.0	ND< 0.5	ND< 0.5	7.8	ND< 1	0.51 J	0.55 J	0.59 J	ND< 0.5	ND< 0.50	ND< 0.50	ND< 0.50	ND< 0.50	ND< 0.50	ND< 0.50
Styrene	5	ND< 0.5	ND< 0.5	ND< 0.2	ND< 0.2	ND< 0.2	ND< 0.5	ND< 0.20	ND< 0.20	ND< 0.20	ND< 0.20	ND< 0.20	ND< 0.20	ND< 0.20	ND< 0.20	ND< 0.20	ND< 0.20
Tetrachloroethylene	5	470	160 SCAL-E	130	130	130	92 CCV-E	84	99 CCV-E, ICV-E	79 ICV-E	41 SCAL-E	44	52 B	32	27	29 QL-02	7.2
Toluene	5	0.23 J	0.46 J	0.33 J	0.4 J	ND< 0.2	ND< 0.5	1.4	1.0	0.81	ND< 0.20	ND< 0.20	ND< 0.20	ND< 0.20	ND< 0.20	ND< 0.20	ND< 0.20
trans-1,2-Dichloroethylene	5	ND< 0.5	ND< 0.50	ND< 0.2	ND< 0.2	ND< 0.2	ND< 0.5	ND< 0.20	ND< 0.20	ND< 0.20	ND< 0.20	ND< 0.20	ND< 0.20	ND< 0.20	ND< 0.20	ND< 0.20	ND< 0.20
trans-1,3-Dichloropropylene	0.4*	ND< 0.5	ND< 0.5	ND< 0.2	ND< 0.2	ND< 0.2	ND< 0.5	ND< 0.20	ND< 0.20	ND< 0.20	ND< 0.20	ND< 0.20	ND< 0.20	ND< 0.20	ND< 0.20	ND< 0.20	ND< 0.20
Trichloroethylene	5	58	18.0	12	17	18	14	19	23	21	9.4	14	14	5.4	5.4	6.2 QL-02	2.1
Trichlorofluoromethane (freon 11)	5	26	33	75	47	44	33	64	76	46	ND< 0.20	5.5	2.9	11	3.8	2.4	ND< 0.20
Vinyl Chloride	2	ND< 0.5	ND< 0.50														

Sample Location Sample ID: FRMW (Fuller Rd Monitoring Well)-Well ID# (approx. depth to well bottom) and (Screen Interval) Sample Date Lab Sample ID Groundwater Elevation (ft.)	6 NYCRR Part 703.5	MW33 FRMW-MW33-X25 (15-25')											
		12/6/2018	3/5/2019	6/11/2019	9/17/2019	12/17/2019	3/16/2020	6/11/2020	8/27/2020	12/14/2020	3/12/2021	6/15/2021	12/16/2021
		18L0310-01	19C0144-01	19F0430-13	19I0905-06	19L0806-07	20C0746-01	20F0477-13	20H1134-06	20L0785-06	21C0753-07	21F0819-05	21F0819-06
		238.83	239.44	239.78	238.96	239.04	239.29	239.40	240.40	238.78	238.71	238.89	239.41
Analyte	ppb	ppb	ppb	ppb	ppb	ppb	ppb	ppb	ppb	ppb	ppb	ppb	ppb
1,1,1-Trichloroethane	5	0.27 J	1.6	0.72	0.87	ND< 2.5	3.5	ND< 0.20	ND< 2.5	0.51	0.52	ND< 0.2	0.48 J
1,1,2,2-Tetrachloroethane	5	ND< 0.20	ND< 0.20	ND< 0.20	ND< 0.20	ND< 2.5	ND< 0.20	ND< 0.20	ND< 2.5	ND< 0.2	ND< 0.2	ND< 0.2	ND< 0.2
1,1,2-Trichloro-1,2,2-trifluoroethane	5	ND< 0.20	ND< 0.20	ND< 0.20	ND< 0.20	ND< 2.5	ND< 0.20	ND< 0.20	ND< 2.5	ND< 0.2	ND< 0.2	ND< 0.2	ND< 0.2
1,1,2-Trichloroethane	1	ND< 0.20	ND< 0.20	ND< 0.20	ND< 0.20	ND< 2.5	ND< 0.20	ND< 0.20	ND< 2.5	ND< 0.2	ND< 0.2	ND< 0.2	ND< 0.2
1,1-Dichloroethane	5	65	57	26	34	120	10	10	9.1	62	25	8.6	59
1,1-Dichloroethylene	5	4.1	5.9	4.1	4.5	7.8	0.61 ICV-E	0.77	ND< 2.5	2.2	2.3	0.97	2.9
1,2,3-Trichlorobenzene	5	ND< 0.20	ND< 0.20	ND< 0.20	ND< 0.20	ND< 2.5	ND< 0.20	ND< 0.20	ND< 2.5	na	ND< 0.2	ND< 0.2	ND< 0.2
1,2,4-Trichlorobenzene	5	ND< 0.20	ND< 0.20	ND< 0.20	ND< 0.20	ND< 2.5	ND< 0.20	ND< 0.20	ND< 2.5	ND< 0.2	ND< 0.2	ND< 0.2	ND< 0.2
1,2-Dibromo-3-chloropropane	0.04	ND< 0.20	ND< 0.20	ND< 0.20	ND< 0.20	ND< 2.5	ND< 0.20	ND< 0.20	ND< 2.5	ND< 0.2	ND< 0.2	ND< 0.2	ND< 0.2
1,2-Dibromoethane	0.0006	ND< 0.20	ND< 0.20	ND< 0.20	ND< 0.20	ND< 2.5	ND< 0.20	ND< 0.20	ND< 2.5	ND< 0.2	ND< 0.2	ND< 0.2	ND< 0.2
1,2-Dichlorobenzene	3	ND< 0.20	ND< 0.20	ND< 0.20	ND< 0.20	ND< 2.5	ND< 0.20	ND< 0.20	ND< 2.5	na	ND< 0.2	ND< 0.2	ND< 0.2
1,2-Dichloroethane	0.6	ND< 0.20	ND< 0.20	ND< 0.20	ND< 0.20	ND< 2.5	ND< 0.20	ND< 0.20	ND< 2.5	ND< 0.2	ND< 0.2	ND< 0.2	ND< 0.2
1,2-Dichloropropane	1	ND< 0.20	ND< 0.20	ND< 0.20	ND< 0.20	ND< 2.5	ND< 0.20	ND< 0.20	ND< 2.5	ND< 0.2	ND< 0.2	ND< 0.2	ND< 0.2
1,3-Dichlorobenzene	3	ND< 0.20	ND< 0.20	ND< 0.20	ND< 0.20	ND< 2.5	ND< 0.20	ND< 0.20	ND< 2.5	na	ND< 0.2	ND< 0.2	ND< 0.2
1,4-Dichlorobenzene	3	ND< 0.20	ND< 0.20	ND< 0.20	0.30 J	ND< 2.5	0.30 SCAL-E, J	0.20 J	ND< 2.5	na	0.22 J	0.23 J	ND< 0.2
2-Butanone	50*	ND< 0.20	ND< 0.20	ND< 0.20	ND< 0.20	ND< 2.5	ND< 0.20	ND< 0.20	ND< 2.5	ND< 0.2	ND< 0.2	ND< 0.2	ND< 0.2
2-Hexanone	50*	ND< 0.20	ND< 0.20	ND< 0.20	ND< 0.20	ND< 2.5	ND< 0.20	ND< 0.20	ND< 5.0	ND< 0.2	ND< 0.2	ND< 0.2	ND< 0.2
Methyl isobutyl ketone (4-Methyl-2-pentanone)	NS	ND< 0.20	ND< 0.20	ND< 0.20	ND< 0.20	ND< 2.5	ND< 0.20	ND< 0.20	ND< 2.5	ND< 0.2	ND< 0.2	ND< 0.2	ND< 0.2
Acetone	50*	ND< 1.0	ND< 1.0	ND< 1.0	ND< 1.0	ND< 5.0	ND< 1.0	ND< 1.0	ND< 2.5	1.9 J	ND< 1	ND< 1	ND< 1
Benzene	1	0.35 J	ND< 0.20	ND< 0.20	ND< 0.20	ND< 2.5	ND< 0.20	ND< 0.20	ND< 2.5	0.24 J	0.30 J	ND< 0.2	0.30 J
Bromochloromethane	5	ND< 0.20	ND< 0.20	ND< 0.20	ND< 0.20	ND< 2.5	ND< 0.20	ND< 0.20	ND< 2.5	na	ND< 0.2	ND< 0.2	ND< 0.2
Bromodichloromethane	50*	ND< 0.20	ND< 0.20	ND< 0.20	ND< 0.20	ND< 2.5	ND< 0.20	ND< 0.20	ND< 2.5	ND< 0.2	ND< 0.2	ND< 0.2	ND< 0.2
Bromoform	50*	ND< 0.20	ND< 0.20	ND< 0.20	ND< 0.20	ND< 2.5	ND< 0.20	ND< 0.20	ND< 2.5	ND< 0.2	ND< 0.2	ND< 0.2	ND< 0.2
Bromomethane	5	ND< 0.20	ND< 0.20	ND< 0.20	ND< 0.20	ND< 2.5	ND< 0.20	ND< 0.20	ND< 2.5	ND< 0.2	ND< 0.2	ND< 0.2	ND< 0.2
Carbon disulfide	60*	ND< 0.20	1.1	ND< 0.20	0.62	ND< 2.5	ND< 0.20	0.20 J	ND< 2.5	ND< 0.2	ND< 0.2	ND< 0.2	ND< 0.2
Carbon tetrachloride	5	ND< 0.20	ND< 0.20	ND< 0.20	ND< 0.20	ND< 2.5	ND< 0.20	ND< 0.20	ND< 2.5	ND< 0.2	ND< 0.2	ND< 0.2	ND< 0.2
Chlorobenzene	5	ND< 0.20	ND< 0.20	ND< 0.20	ND< 0.20	ND< 2.5	ND< 0.20	ND< 0.20	ND< 2.5	ND< 0.2	ND< 0.2	ND< 0.2	ND< 0.2
Chloroethane	5	1.600	2.9	1.7 CCV-E	0.91	ND< 2.5	0.63 ICV-E	0.48 J	ND< 2.5	0.79	ND< 0.2	ND< 0.2	2.2
Chloroform	7	ND< 0.20	ND< 0.20	ND< 0.20	ND< 0.20	ND< 2.5	ND< 0.20	ND< 0.20	ND< 2.5	ND< 0.2	ND< 0.2	ND< 0.2	ND< 0.2
Chloromethane	5	ND< 0.20	ND< 0.20	ND< 0.20	ND< 0.20	ND< 2.5	ND< 0.20	ND< 0.20	ND< 2.5	ND< 0.2	ND< 0.2	ND< 0.2	ND< 0.2
cis-1,2-Dichloroethylene	5	9.3	15	8.2	14	19	1.9	1.7	ND< 2.5	8.3	1.9	4.5	5.7
cis-1,3-Dichloropropylene	0.4*	ND< 0.20	ND< 0.20	ND< 0.20	ND< 0.20	ND< 2.5	ND< 0.20	ND< 0.20	ND< 2.5	ND< 0.2	ND< 0.2	ND< 0.2	ND< 0.2
Cyclohexane	NS	ND< 0.20	ND< 0.20	ND< 0.20	0.27 J	ND< 2.5	ND< 0.20	ND< 0.20	ND< 2.5	na	ND< 0.2	ND< 0.2	ND< 0.2
Dibromochloromethane	50*	ND< 0.20	ND< 0.20	ND< 0.20	ND< 0.20	ND< 2.5	ND< 0.20	ND< 0.20	ND< 2.5	ND< 0.2	ND< 0.2	ND< 0.2	ND< 0.2
Dichlorodifluoromethane	5	1.4	3.5	4.2	11 CCV-E, ICV-E	6.6	0.63 ICV-E	0.56 ICV-E, QL-02	ND< 2.5	1.2	1.7 ICV-E, QL-02, CCV-E	0.63	7.9
Ethyl Benzene	5	ND< 0.20	0.36 J	0.20 J	2.0	ND< 2.5	ND< 0.20	ND< 0.20	ND< 2.5	ND< 0.2	ND< 0.2	ND< 0.2	ND< 0.2
Isopropylbenzene	5	0.27 J	0.58	0.35 J	0.54	ND< 2.5	ND< 0.20	ND< 0.20	ND< 2.5	ND< 0.2	ND< 0.2	ND< 0.2	ND< 0.2
Methyl acetate	NS	ND< 0.20	ND< 0.20	ND< 0.20	ND< 0.20	ND< 2.5	ND< 0.20	ND< 0.20	ND< 2.5	na	ND< 0.2	ND< 0.2	ND< 0.2
Methyl tert-butyl ether (MTBE)	10*	ND< 0.20	ND< 0.20	ND< 0.20	0.22 J	ND< 2.5	ND< 0.20	ND< 0.20	ND< 2.5	ND< 0.2	ND< 0.2	ND< 0.2	ND< 0.2
Methylcyclohexane	NS	0.25 J	0.66	0.39 J	0.90	ND< 2.5	ND< 0.20	ND< 0.20	ND< 5.0	na	ND< 0.2	ND< 0.2	ND< 0.2
Methylene chloride	5	ND< 1.0	ND< 1.0	ND< 1.0	ND< 1.0	ND< 2.5	ND< 1.0	ND< 1.0	ND< 2.5	ND< 1	ND< 1	ND< 1	ND< 1
o-Xylene	5	ND< 0.20	ND< 0.20	ND< 0.20	ND< 0.20	ND< 2.5	ND< 0.20	ND< 0.20	ND< 2.5	ND< 0.2	ND< 0.2	ND< 0.2	ND< 0.2
p- & m- Xylenes	5	ND< 0.50	ND< 0.50	ND< 0.50	ND< 0.50	ND< 5.0	ND< 0.20	ND< 0.20	ND< 2.5	ND< 0.5	ND< 0.5	ND< 0.5	ND< 0.5
Styrene	5	ND< 0.20	ND< 0.20	ND< 0.20	ND< 0.20	ND< 2.5	ND< 0.20	ND< 0.20	ND< 2.5	ND< 0.2	ND< 0.2	ND< 0.2	ND< 0.2
Tetrachloroethylene	5	14	25	20	39 CCV-E	33	12	8.8	7.7	7.5	7.6	6.6	4.1
Toluene	5	ND< 0.20	0.53	ND< 0.20	ND< 0.20	ND< 2.5	ND< 0.20	ND< 0.20	ND< 2.5	ND< 0.2	ND< 0.2	ND< 0.2	ND< 0.2
trans-1,2-Dichloroethylene	5	ND< 0.20	ND< 0.20	ND< 0.20	ND< 0.20	ND< 2.5	ND< 0.20	ND< 0.20	ND< 2.5	ND< 0.2	ND< 0.2	ND< 0.2	ND< 0.2
trans-1,3-Dichloropropylene	0.4*	ND< 0.20	ND< 0.20	ND< 0.20	ND< 0.20	ND< 2.5	ND< 0.20	ND< 0.20	ND< 2.5	ND< 0.2	ND< 0.2	ND< 0.2	ND< 0.2
Trichloroethylene	5	4.3	6.2	3.8	7.2	9.2	3.0	1.4	ND< 2.5	1.2	1.5	1.6 Cal-E	1.3
Trichlorofluoromethane (freon 11)	5	ND< 0.20	4.7	6.5	18	9.8	ND< 0.20	ND< 0.20	ND< 2.5	0.23 J	0.32 J, QL-02, CCV-E	ND< 0.2	0.95
Vinyl Chloride	2	0.310 J	ND< 0.20	ND< 0.20	ND< 0.20	ND< 2.5	ND< 0.20	ND< 0.20	ND< 2.5	0.22 J	0.22 J, CCV-E	ND< 0.2	0.46 J
Total VOC concentration	NS	101.15	125.03	76.16	134.33	205.40	32.57	24.11	16.80	86.29	56.68	23.13	85.29
Total CVOC concentration	NS	100.28	121.80	75.22	129.78	205.40	32.57	23.91	16.80	84.15	56.38	23.13	84.99
Total Petro-VOC concentration	NS	0.62	1.47	0.55	2.76	0.00	0.00	0.00	0.00	0.24	0.30	0.00	0.30
Other VOC concentration	NS	0.25	1.76	0.39	1.79	0.00	0.00	0.20	0.00	1.90	0.00	0.00	0.00
Location of screen		Just beneath water table (237.5' - 227.5' amsl)											

Table 1
HVE/SVE IRM Monitoring
136 Fuller Road, Albany, New York - BCP Site # C40155
LaBella Project # CZ90618.00

HVE Water Influent/Effluent Monitoring

Where 453.59 grams total VOCs = 1 pound total VOCs

Date	1/12/12	2/27/12	3/30/12	4/26/12	5/30/12	7/10/12	8/16/12	10/17/12	11/27/12	12/18/12	2/12/13	3/27/13	5/1/13	5/21/13	6/18/13	7/29/13	8/20/13	9/24/13	10/29/13	1/7/2014	4/29/2014
Month	1st	2nd	3rd	4th	5th	6th	7th	8th	9th	10th	11th	12th	13th	14th	15th	16th	17th	18th	19th	20th	21st
Water Intake Flow Rate (Gal/min)	0.72	0.74	0.43	0.32	0.8	0.34	0.25	0.45	0.27	0.23	0.24	0.26	0.41	0.2	0.7	0.29	0.16	0.18	0.17	0.3	0.4
Water Intake Flow Rate (Gal/day)	1,037	1,066	619	461	1,152	490	360	648	389	331	346	374	590	288	1,008	418	230	259	245	432	576
Water Influent Total VOCs (ug/L)	486.2	671.1	484.1	1,022.0	610.9	154.69	74	86	315.1	75	20.8	10.0	21.3	21.9	21.1	78.4	64.2	125.2	112.95	647.23	127.71
Convert Total VOCs to g/L	0.0004862	0.0006711	0.0004841	0.001022	0.0006109	0.00015469	0.000074	0.000086	0.0003151	0.000075	0.0000208	0.000010	0.0000213	0.0000219	0.0000211	0.0000784	0.0000642	0.0001252	0.00011295	0.00064723	0.00012771
Convert Total VOCs to g/gal	0.00184	0.00254	0.00183	0.00387	0.00231	0.00059	0.00028	0.00033	0.00119	0.00029	0.00008	0.00004	0.00008	0.00008	0.00008	0.00030	0.00024	0.00047	0.00043	0.00245	0.00048
Convert Total VOCs to g/day	1.91	2.71	1.13	1.78	2.66	0.29	0.1008	0.21	0.46	0.09	0.03	0.01	0.05	0.02	0.08	0.12	0.06	0.12	0.10	1.06	0.28
Convert Total VOCs to pounds/day	0.0042	0.0060	0.0025	0.0039	0.0059	0.0006	0.0002	0.0005	0.0010	0.0002	0.0001	0.0000	0.0001	0.0001	0.0002	0.0003	0.0001	0.0003	0.0002	0.0023	0.0006
Water Effluent Total VOCs (ug/L)	2.2	126	30.99	32.6	14.3	38.25	22.5	11.1	23.2	14.67	0	7.2	18.4	10	11	56.72	52.7	77.19	76.5	464.31	47.8
Water Effluent Total VOCs (mg/L)	0.0022	0.126	0.03099	0.0326	0.0143	0.03825	0.0225	0.0111	0.0232	0.01467	0	0.0072	0.0184	0.01	0.011	0.05672	0.0527	0.07719	0.0765	0.46431	0.0478
Water Effluent Action Level (mg/L)	5	5	5	5	5	5	5	5	5	5	5	5	5	5	5	5	5	5	5	5	5
Is effluent less than Action level?	YES	YES	YES	YES	YES	YES	YES	YES	YES	YES	YES	YES	YES	YES	YES	YES	YES	YES	YES	YES	YES
Lab Report #	12AO397	12B0885	12D0015	12D0895	12E0957	12G0304	12H0617	12J0712	12K0799	12L0712	13B0330	13C0830	13E0185	13E0809	13F0662	SB74049	SB75465	SB77412	SB79396	SB82930	SB88499
Acetone Influent																					290
Acetone Effluent																					205

Date	5/21/2014	6/30/2014	7/24/2014	8/28/2014	9/17/2014	10/22/2014	11/18/2014	12/18/2014	2/5/2015	2/25/2015	3/19/2015	4/16/2015	5/27/2015	6/26/2015	7/20/2015	8/24/2015	9/30/2015	10/22/2015	11/24/2015	12/14/2015	1/29/2016
Month	22nd	23rd	24th	25th	26th	27th	28th	29th	30th	31st	32nd	33rd	34th	35th	36th	37th	38th	39th	40th	41st	42nd
Water Intake Flow Rate (Gal/min)	0.5	0.45	0.42	0.3	0.1	0.3	0.33	0.49	0.3	0.25	0.3	0.3	0.4	0.35	0.2	0.2	0.16	0.39	0.15	0.05	0.10
Water Intake Flow Rate (Gal/day)	720	648	605	432	144	432	475	706	432	360	432	432	576	504	288	288	230	562	216	72	144
Water Influent Total VOCs (ug/L)	103.75	183.94	21.43	139.90	100.80	124.70	144.40	162.00	171.70	136.20	211.70	159.40	175.1	84.6	122.40	107.20	139.9	30.9	105.0	91.0	No sample collected
Convert Total VOCs to g/L	0.00010375	0.00018394	0.00002143	0.0001399	0.0001008	0.0001247	0.0001444	0.000162	0.0001717	0.0001362	0.0002117	0.0001594	0.0001751	0.0000846	0.0001224	0.0001072	0.0001399	0.0000309	0.000105	0.000091	No sample collected
Convert Total VOCs to g/gal	0.00039	0.00070	0.00008	0.00053	0.00038	0.00047	0.00055	0.00061	0.00065	0.00052	0.00080	0.00060	0.00066	0.00032	0.00046	0.00041	0.00053	0.00012	0.00040	0.00034	No sample collected
Convert Total VOCs to g/day	0.28	0.45	0.05	0.23	0.05	0.20	0.26	0.43	0.28	0.19	0.35	0.26	0.38	0.16	0.13	0.12	0.12	0.07	0.09	0.02	No sample collected
Convert Total VOCs to pounds/day	0.0006	0.0010	0.0001	0.0005	0.0001	0.0004	0.0006	0.0010	0.0006	0.0004	0.0008	0.0006	0.0008	0.0004	0.0003	0.0003	0.0003	0.0001	0.0002	0.00005	No sample collected
Water Effluent Total VOCs (ug/L)	81.44	129.86	0.46	108.2	68.4	85.4	84.5	190.3	151.2	115	94.5	111.5	164.1	87.6	81.9	78.1	79.49	158.8	126.28	4.98	No sample collected
Water Effluent Total VOCs (mg/L)	0.08144	0.12986	0.00046	0.1082	0.0684	0.0854	0.0845	0.1903	0.1512	0.115	0.0945	0.1115	0.1641	0.0876	0.0819	0.0781	0.07949	0.1588	0.12628	0.00498	No sample collected
Water Effluent Action Level (mg/L)	5	5	5	5	5	5	5	5	5	5	5	5	5	5	5	5	5	5	5	5	5
Is effluent less than Action level?	YES	YES	YES	YES	YES	YES	YES	YES	YES	YES	YES	YES	YES	YES	YES	YES	YES	YES	YES	YES	YES
Lab Report #	SB89843	SB92147	SB93627	SB95582	SB96637	SB98604	SB99964	SC01703	SC03107	SC03777	SC04582	SC06223	SC07980	SC09404	SC10337	SC110901	L1524595	L1527088	L1531077	L1532980	No sample collected
Acetone Influent	ND	11.2	ND	4.8	ND	ND	5.4	ND	4.5	ND	6.5	ND	ND	8.4	ND	8.6	9.5	14	14	12	No sample collected
Acetone Effluent	5.46	12.4	ND	ND	ND	ND	ND	ND	4.3	ND	ND	5.2	ND	ND	ND	3.6	12	14	2.4	2.4	No sample collected

Date	2/8/2016	3/17/2016	4/15/2016	5/25/2016	6/21/2016	7/22/2016	8/19/2016	11/7/2016	12/15/2016	1/13/2017	3/7/2017	3/29/2017	4/28/2017	5/23/2017	6/21/2017	7/10/2017	8/24/2017	9/26/2017	10/27/2017	11/28/2017	12/20/2017
Month	43rd	44th	45th	46th	47th	48th	49th	50th	51st	52nd	53rd	54th	55th	56th	57th	58th	59th	60th	61st	62nd	63rd
Water Intake Flow Rate (Gal/min)	0.08	0.07	0.07	0.08	0.09	0.01	0.03	0.52	0.21	0.54	0.70	0.73	0.12	0.55	1.15	0.96	0.66	0.41	0.49	0.53	0.29
Water Intake Flow Rate (Gal/day)	115	101	101	115	130	14	43	749	302	778	1,008	1,051	173	792	1,656	1,382	950	590	706	763	418
Water Influent Total VOCs (ug/L)	121.16	107.58	133	106	13.6	154	121	197	104	192	177	181	15.3	25.9	146.4	146	81	146	110.91	17.68	14.94
Convert Total VOCs to g/L	0.00012116	0.00010758	0.00013258	0.00010626	0.00001361	0.00015397	0.00012146	0.000197	0.000104	0.000192	0.00017705	0.00018087	0.0000153	0.0000259	0.0001464	0.000146	0.000081	0.000146	0.00011091	0.00001768	0.00001494
Convert Total VOCs to g/gal	0.00046	0.00041	0.00050	0.00040	0.00005	0.00058	0.00046	0.00075	0.00039	0.00073	0.00067	0.00068	0.00006	0.00010	0.00055	0.00055	0.00031	0.00055	0.00042	0.00007	0.00006
Convert Total VOCs to g/day	0.05	0.04	0.05	0.05	0.01	0.01	0.02	0.56	0.12	0.57	0.68	0.72	0.01	0.08	0.92	0.76	0.29	0.33	0.30	0.05	0.02
Convert Total VOCs to pounds/day	0.0001	0.0001	0.0001	0.0001	0.00001	0.00002	0.00004	0.0012	0.00026	0.00125	0.00149	0.00159	0.00002	0.00017	0.00202	0.00168	0.00064	0.00072	0.00065	0.00011	0.00005
Water Effluent Total VOCs (ug/L)	65.53	89.13	99	85	3.8	141	91	156	90	90	125	125	13.6	83.8	117	123	101	116	103.8	1.6	3.3
Water Effluent Total VOCs (mg/L)	0.066	0.089	0.099	0.085	0.004	0.141	0.091	0.156	0.090	0.090	0.125	0.125	0.014	0.084	0.117	0.123	0.101	0.116	0.104	0.002	0.003
Water Effluent Action Level (mg/L)	5	5	5	5	5	5	5	5	5	5	5	5	5	5	5	5	5	5	5	5	5
Is effluent less than Action level?	YES	YES	YES	YES	YES	YES	YES	YES	YES	YES	YES	YES	YES	YES	YES	YES	YES	YES	YES	YES	YES
Lab Report #	L1603267	L1607820	L1611122	L1615834	L1618980	L162297	L1623002	L1635988	L1640994	L1701302	L1707009	L1709490	L1713879	L1716786	L1721098	L1723321	L1729885	L1734324	L1739192	L1743449	L1747097
Acetone Influent	9.8	4.8		1.6	3	5.9	4.1	4.2	3.7	3.5	16	20	6.2	15	2.1	0	0	2.3	0	1.5	3
Acetone Effluent	5.1	4.7		1.6	3.5	8.1	6.9	4.3	nd	4.3	15	14	13	18	17	3.0	0	4.2	0	0	2.1

Table 1
HVE/SVE IRM Monitoring
136 Fuller Road, Albany, New York - BCP Site # C40155
LaBella Project # CZ90618.00

HVE Water Influent/Effluent Monitoring

Where 453.59 grams total VOCs = 1 pound total VOCs

Date	1/25/2018	2/26/2018	3/15/2018	4/25/2018	6/29/2018	8/13/2018	9/20/2018	10/26/2018	11/29/2018	12/18/2018	1/16/2019	5/28/2019	6/21/2019	8/28/2019	9/27/2019	10/30/2019	11/29/2019	12/21/2019	1/24/2020	2/26/2020	3/25/2020	
Month	64th	65th	66th	67th	68th	69th	70th	71st	72nd	73rd	74th	75th	76th	77th	78th	79th	80th	81st	82nd	83rd	84th	
Water Intake Flow Rate (Gal/min)	0.39	0.54	0.50	0.32	1.31	0.11	1.21	2.04	0.58	0.18	0.06	0.06	0.33	0.1	0.97	1.07	0.9	0.91	0.97	0.96	0.85	
Water Intake Flow Rate (Gal/day)	562	778	720	461	1,886	158	1,742	2,938	835	259	86	86	475	144	1,397	1,541	1,296	1,310	1,397	1,382	1,224	
Water Influent Total VOCs (ug/L)	169	135	121	144	113	1057.9	23.36	216.28	28.39	154.56	130	22.4	39.06	550.41	713.33	333.75	277.22	206.52	162.79	158.72	175.52	
Convert Total VOCs to g/L	0.000169	0.000135	0.000121	0.000144	0.000113	0.0010579	0.00002336	0.00021628	0.00002839	0.00015456	0.00013	0.0000224	0.00003906	0.00055041	0.00071333	0.00033375	0.00027722	0.00020652	0.00016279	0.00015872	0.00017552	
Convert Total VOCs to g/gal	0.00064	0.00051	0.00046	0.00055	0.00043	0.00400	0.00009	0.00082	0.00011	0.00059	0.00049	0.00008	0.00015	0.00208	0.00270	0.00126	0.00105	0.00078	0.00062	0.00060	0.00066	
Convert Total VOCs to g/day	0.36	0.40	0.33	0.25	0.81	0.63	0.15	2.40	0.09	0.15	0.04	0.01	0.07	0.30	3.77	1.95	1.36	1.02	0.86	0.83	0.81	
Convert Total VOCs to pounds/day	0.00079	0.00088	0.00073	0.00055	0.00178	0.00140	0.00034	0.00530	0.00020	0.00033	0.00009	0.00002	0.00015	0.00066	0.00831	0.00429	0.00300	0.00226	0.00190	0.00183	0.00179	
Water Effluent Total VOCs (ug/L)	89	106	93	145	94	369.15	75.91	157.17	95.84	89.91	86	12	15	246.79	563.2	325.92	267.49	225.05	167.94	154.24	160.42	
Water Effluent Total VOCs (mg/L)	0.089	0.106	0.093	0.145	0.094	0.369	0.076	0.157	0.096	0.090	0.086	0.012	0.015	0.247	0.563	0.326	0.267	0.225	0.168	0.154	0.160	
Water Effluent Action Level (mg/L)	5	5	5	5	5	5	5	5	5	5	5	5	5	5	5	5	5	5	5	5	5	
Is effluent less than Action level?	YES	YES	YES	YES	YES	YES	YES	YES	YES	YES	YES	YES	YES	YES	YES	YES	YES	YES	YES	YES	YES	YES
Lab Report #	L1802725	L1806659	L1808842	L1814557	L1824901	L1831547	L1837649	L1843845	L1848801	L1852210	L1831994	L1922357	L1927473	L1939079	L1944854	L1951280	L1957591	L1961346	L2003460	L2008431	L2013277	
Acetone Influent	3.5 J	4.0 J	3.2 J	2.8 J	2.5 J	4.2 J	4.2 J	6.7	4.9 J	4.4 J	3.4 J	13	14	5.1	4.5 J	4.4 J	6	4.8 J	2.6 J	3.6 J	14	
Acetone Effluent	4.2 J	4.6 J	3.4 J	3.0 J	4.1 J	5.4	3.7 J	4.9 J	6.3	3.7 J	5.0	10	15	3.4 J	3.2 J	3.6 J	7.4	2.2 J	2.6 J	2.8 J	16	

Date	4/24/2020	5/27/2020	6/22/2020	7/29/2020	8/26/2020	9/18/2020	10/3/2020	11/30/2020	12/15/2020	1/9/2021	2/9/2021	3/26/2021	5/5/2021	5/26/2021	6/25/2021	7/28/2021	8/28/2021	9/29/2021	10/29/2021	12/16/2021	1/12/2022
Month	85th	86th	87th	88th	89th	90th	91st	92nd	93rd	94th	95th	96th	97th	98th	99th	100th	101st	102nd	103rd	104th	105th
Water Intake Flow Rate (Gal/min)	0.82	0.25	0.18	0.17	0.23	0.47	0.21	0.67	0.8	NA	0.01	0.06	0.26	0.18	0.07	0.29	0.29	0.30	0.63	1.21	0.04
Water Intake Flow Rate (Gal/day)	1,181	360	259	245	331	677	302	965	1,152	NA	14	86	374	259	101	418	418	432	907	1,742	58
Water Influent Total VOCs (ug/L)	179.42	11/30/2021	118.42	111.84	383.86	226.21	206.24	144.68	161.42		0.86	198.66	222.05	154.01	205.81	95.44	101.52	197.96	34.56	195.1	285.22
Convert Total VOCs to g/L	0.00017942	0.04453	0.00011842	0.00011184	0.00038386	0.00022621	0.00020624	0.00014468	0.00016142		0.00000086	0.00019866	0.00022205	0.00015401	0.00020581	0.00009544	0.00010152	0.00019796	0.00003456	0.0001951	0.00028522
Convert Total VOCs to g/gal	0.00068	132.00000	0.00045	0.00042	0.00145	0.00086	0.00078	0.00055	0.00061		0.00000	0.00075	0.00084	0.00058	0.00078	0.00036	0.00038	0.00075	0.00013	0.00074	0.00108
Convert Total VOCs to g/day	0.80	47520.00	0.12	0.10	0.48	0.58	0.24	0.53	0.70		0.00	0.06	0.31	0.15	0.08	0.15	0.16	0.32	0.12	1.29	0.06
Convert Total VOCs to pounds/day	0.00177	104.76421	0.00026	0.00023	0.00106	0.00128	0.00052	0.00116	0.00155		0.0000001	0.0001432	0.0006937	0.0003331	0.0001731	0.0003326	0.0003538	0.0007136	0.0002616	0.0028367	0.0001371
Water Effluent Total VOCs (ug/L)	172.7	7059.75	97.85	74.21	303.67	170	84.88	111.47	104.04		0.18	212.6	180	161.79	212.6	78	78	200	3.1	11.73	280
Water Effluent Total VOCs (mg/L)	0.173	0.007	0.098	0.074	0.304	0.170	0.085	0.111	0.104		0.0002	0.2126	0.1800	0.1618	0.2126	0.0780	0.0780	0.2000	0.0031	0.0117	0.2800
Water Effluent Action Level (mg/L)	5	6	5	5	5	5	5	5	5		5	5	5	5	5	5	5	5	5	5	5
Is effluent less than Action level?	YES	YES	YES	YES	YES	YES	YES	YES	YES		YES	YES	YES	YES	YES	YES	YES	YES	YES	YES	YES
Lab Report #	L2017134	#VALUE!	L2026198	722920	L2034908	L2039264	L2048202	L2053496	L2053497		L2106128	L2115268	L2123240	L2128165	L2134587	L2140539	L2146032	L2152780	L2159586	L2165686	L2201798
Acetone Influent	5.4	6.4	3.2	ND	6.4	ND	5.1	ND	4.1	NA	ND	3.8 J	6	3.6 J	2.7	ND	1.9	ND	ND	ND	1.8
Acetone Effluent	ND	ND	3.8	ND	2.4 J	ND	1.6	ND	2.6	NA	ND	2.6 J	ND	1.6	ND	ND	ND	ND	ND	ND	ND

Table 2
HVE/SVE IRM Monitoring
136 Fuller Road, Albany, New York - BCP Site # C40155
LaBella Project # CZ90618.00

HVE/SVE System Air Inflow/Effluent Monitoring

Where 453.59 grams total VOCs = 1 pound total VOCs

Where 1.0 cubic feet (CF) = 0.028317 cubic meters (m³)

DATE	1/12/12	2/27/12	3/30/12	4/26/12	5/30/12	7/10/12	8/16/12	10/17/12	11/27/12	12/18/12	2/12/13	3/27/13	5/1/13	5/21/13	6/18/13	7/29/13	8/20/13	9/24/13	10/29/13	1/7/14	4/29/14
Month	1st	2nd	3rd	4th	5th	6th	7th	8th	9th	10th	11th	12th	13th	14th	15th	16th	17th	18th	19th	20th	21st
Air Discharge Flow (CFM)	540	640	600	580	520	640	760	460	520	505	360	420	410	435	425	430	380	360	360	405	400
Air Stack Discharge Concentration																					
Field Screening PID (ppm)	74	143	118	120	165	82	45	45	21	20	15	6	12	11	10	10	10	7	10	16	1
Total VOCs (ug/m3)	21,957.0	20,939.0	6,677.0	29,558.9	34,030.2	29,026.9	23,110.0	8,803.1	1,431.0	18,422.6	2,551.0	2,057.0	2,166.5	1,769.9	1,032.2	1,345.6	995.6	1,823.2	357.9	22,896.8	4,879.7
Convert Total VOCs to g/m3	0.02196	0.02094	0.00668	0.02956	0.03403	0.02903	0.02311	0.00880	0.00143	0.01842	0.00255	0.00206	0.00217	0.00177	0.00103	0.00135	0.00100	0.00182	0.00036	0.02290	0.00488
Convert Total VOCs to g/CF	0.00062	0.00059	0.00019	0.00084	0.00096	0.00082	0.00065	0.00025	0.00004	0.00052	0.00007	0.00006	0.00006	0.00005	0.00003	0.00004	0.00003	0.00005	0.00001	0.00065	0.00014
Convert Total VOCs to g/hour	20.14	22.77	6.81	29.13	30.07	31.56	29.84	6.88	1.26	15.81	1.56	1.47	1.51	1.31	0.75	0.98	0.64	1.12	0.22	15.76	3.32
Convert Total VOCs to pounds/hour	0.0444	0.0502	0.0150	0.0642	0.0663	0.0696	0.0658	0.0152	0.0028	0.0348	0.0034	0.0032	0.0033	0.0029	0.0016	0.0022	0.0014	0.0025	0.0005	0.0347	0.0073
Air Effluent Action Level (pounds/hr)	0.5	0.5	0.5	0.5	0.5	0.5	0.5	0.5	0.5	0.5	0.5	0.5	0.5	0.5	0.5	0.5	0.5	0.5	0.5	0.5	0.5
Is effluent less than Action Level?	YES	YES	YES	YES	YES	YES	YES	YES	YES	YES	YES	YES	YES	YES	YES	YES	YES	YES	YES	YES	YES
Convert Total VOCs to pounds/day	1.0659	1.2047	0.3601	1.5412	1.5908	1.6700	1.5789	0.3640	0.0669	0.8364	0.0826	0.0777	0.0799	0.0692	0.0394	0.0520	0.0340	0.0590	0.0116	0.8336	0.1755
Lab Report #	12A0397	12B0885	12D0015	12D0895	12E0957	12G0304	12H0617	12J0712	12K0799	12L0712	13B0330	13C0830	13E0185	13E0809	13F0662	SB74042	SB75470	SB77400	SB79403	SB83125	SB88501

DATE	5/21/14	6/30/14	7/24/14	8/28/14	9/17/14	10/22/14	11/18/14	12/18/14	2/5/15	2/25/15	3/19/15	4/16/15	5/27/15	6/26/15	7/20/15	8/24/15	9/30/15	10/22/15	11/24/15	12/14/15	1/29/16
Month	22nd	23rd	24th	25th	26th	27th	28th	29th	30th	31st	32nd	33rd	34th	35th	36th	37th	38th	39th	40th	41st	42nd
Air Discharge Flow (CFM)	390	405	380	420	350	640	340	330	320	320	325	350	330	350	340	300	310	315	320	325	325
Air Stack Discharge Concentration																					
Field Screening PID (ppm)	1	1	1.5	1	5	5	5	5	9	7	8	10	9	10	9	11	10	9	9	9	10
Total VOCs (ug/m3)	6,552.0	8,954.1	6,293.8	9,626.6	7,461.8	9,557.1	12,184.4	1,162.1	5,436.8	6,801.8	7,551.5	4,263.4	3,438.1	5,142.21	4,511.4	5,643.6	21,894.7	9,012.99	5,084.43	3,817.48	
Convert Total VOCs to g/m3	0.00655	0.00895	0.00629	0.00963	0.00746	0.00956	0.01218	0.00116	0.00544	0.00680	0.00755	0.00426	0.00344	0.00514	0.00451	0.00564	0.02189	0.00901	0.00508	0.00382	
Convert Total VOCs to g/CF	0.00019	0.00025	0.00018	0.00027	0.00021	0.00027	0.00035	0.00003	0.00015	0.00019	0.00021	0.00012	0.00010	0.00015	0.00013	0.00016	0.00062	0.00026	0.00014	0.00011	
Convert Total VOCs to g/hour	4.34	6.16	4.06	6.87	4.44	10.39	7.04	0.65	2.96	3.70	4.17	2.54	1.93	3.06	2.61	2.88	11.53	4.82	2.76	2.11	
Convert Total VOCs to pounds/hour	0.0096	0.0136	0.0090	0.0151	0.0098	0.0229	0.0155	0.0014	0.0065	0.0082	0.0092	0.0056	0.0042	0.0067	0.0057	0.0063	0.0254	0.0106	0.0061	0.0046	
Air Effluent Action Level (pounds/hr)	0.5	0.5	0.5	0.5	0.5	0.5	0.5	0.5	0.5	0.5	0.5	0.5	0.5	0.5	0.5	0.5	0.5	0.5	0.5	0.5	
Is effluent less than Action Level?	YES	YES	YES	YES	YES	YES	YES	YES	YES	YES	YES	YES	YES	YES	YES	YES	YES	YES	YES	YES	YES
Convert Total VOCs to pounds/day	0.2297	0.3260	0.2150	0.3635	0.2348	0.5499	0.3724	0.0345	0.1564	0.1957	0.2206	0.1341	0.1020	0.1618	0.1379	0.1522	0.6102	0.2552	0.1463	0.1115	
Lab Report #	SB89876	SB92245	SB93623	SB95601	SB96623	SB98612	SB99940	SC01717	SC03108	SC03776	SC04622	SC06229	SC07979	SC09384	SC10366	SC11898	L1524627	L1527054	L1531084	L1532962	

No sample collected due to summa canister valve failure

DATE	2/8/16	3/17/16	4/15/16	5/25/16	6/21/16	7/22/16	8/19/16	11/7/16	12/15/16	1/13/17	3/7/17	3/29/17	4/28/17	5/23/17	6/21/17	7/10/17	8/24/17	9/26/17	10/27/17	11/28/17
Month	43rd	44th	45th	46th	47th	48th	49th	50th	51st	52nd	53rd	54th	55th	56th	57th	58th	59th	60th	61st	62nd
Air Discharge Flow (CFM)	340	360	305	320	320	310	320	300	320	320	330	330	310	350	330	340	320	345	335	350
Air Stack Discharge Concentration																				
Field Screening PID (ppm)	10	10	5	5	5	5	5	1.5	5	5.0	2.0	4.0	2.0	2.0	3.0	2.0	2.0	2.0	3.0	4.0
Total VOCs (ug/m3)	1,805.14	3,168.11	6,384	14,473	10,253	6,961	8,802	8,524	3,075	18,963	11,490	17,547	5,244	14,073	13,607	11,391	10,781	10,823	14,439	4,560
Convert Total VOCs to g/m3	0.00181	0.00317	0.00638	0.01447	0.01025	0.00696	0.00880	0.00852	0.00308	0.01896	0.01149	0.01755	0.00524	0.01407	0.01361	0.01139	0.01078	0.01082	0.01444	0.00456
Convert Total VOCs to g/CF	0.00005	0.00009	0.00018	0.00041	0.00029	0.00020	0.00025	0.00024	0.00009	0.00054	0.00033	0.00050	0.00015	0.00040	0.00039	0.00032	0.00031	0.00031	0.00041	0.00013
Convert Total VOCs to g/hour	1.04	1.94	3.31	7.87	5.57	3.67	4.79	4.34	1.67	10.31	6.44	9.84	2.76	8.37	7.63	6.58	5.86	6.34	8.22	2.71
Convert Total VOCs to pounds/hour	0.0023	0.0043	0.0073	0.0173	0.0123	0.0081	0.0106	0.0096	0.0037	0.0227	0.0142	0.0217	0.0061	0.0184	0.0168	0.0145	0.0129	0.0140	0.0181	0.0060
Air Effluent Action Level (pounds/hr)	0.5	0.5	0.5	0.5	0.5	0.5	0.5	0.5	0.5	0.5	0.5	0.5	0.5	0.5	0.5	0.5	0.5	0.5	0.5	0.5
Is effluent less than Action Level?	YES	YES	YES	YES	YES	YES	YES	YES	YES	YES	YES	YES	YES	YES	YES	YES	YES	YES	YES	YES
Convert Total VOCs to pounds/day	0.0552	0.1025	0.1750	0.4163	0.2949	0.1940	0.2532	0.2299	0.0885	0.5455	0.3409	0.5205	0.1461	0.4428	0.4037	0.3482	0.3101	0.3357	0.4348	0.1435
Lab Report #	L1532963	L1532964	L1611269	L1615893	L1619014	L1623002	L1626134	L1635986	L1641034	L1701348	L1707049	L1709449	L1713884	L1716739	L1721098	L1723322	L1729934	L1734408	L1739207	L1743448

Table 2
HVE/SVE IRM Monitoring
136 Fuller Road, Albany, New York - BCP Site # C40155
LaBella Project # CZ90618.00

DATE	12/20/17	1/25/18	2/26/18	3/15/18	4/25/18	6/29/18	8/13/18	9/20/18	10/26/18	11/29/18	12/18/18	1/16/19	5/28/19	6/21/19	8/28/19	9/27/19	10/30/19	11/29/19	12/21/19
Month	63rd	64th	65th	66th	67th	68th	69th	70th	71st	72nd	73rd	74th	75th	76th	77th	78th	79th	80th	81st
Air Discharge Flow (CFM)	330	340	320	315	290	305	320	315	310	325	320	320	342	198	312	342	324	330	328
Air Stack Discharge Concentration																			
Field Screening PID (ppm)	2.0	2.0	2.0	3.0	2.0	1.5	2.0	2.0	3.0	2.0	4.0	2.5	0.5	0.5	2.0	2.5	4	2.5	3
Total VOCs (ug/m3)	3,143	5,482	13,260	3,143	5,550	10,200	76,404	5,979	12,618	14,225	7,899	8,621	575	894	28665	29275.7	18728.1	12257.4	19728.3
Convert Total VOCs to g/m3	0.00314	0.00548	0.01326	0.00314	0.00555	0.01020	0.07640	0.00598	0.01262	0.01422	0.00790	0.00862	0.00058	0.00089	0.02867	0.02928	0.01873	0.01226	0.01973
Convert Total VOCs to g/CF	0.00009	0.00016	0.00038	0.00009	0.00016	0.00029	0.00216	0.00017	0.00036	0.00040	0.00022	0.00024	0.00002	0.00003	0.00081	0.00083	0.00053	0.00035	0.00056
Convert Total VOCs to g/hour	1.76	3.17	7.21	1.68	2.73	5.29	41.54	3.20	6.65	7.85	4.29	4.69	0.33	0.30	15.20	17.01	10.31	6.87	10.99
Convert Total VOCs to pounds/hour	0.0039	0.0070	0.0159	0.0037	0.0060	0.0117	0.0916	0.0071	0.0147	0.0173	0.0095	0.0103	0.0007	0.0007	0.0335	0.0375	0.0227	0.0152	0.0242
Air Effluent Action Level (pounds/hr)	0.5	0.5	0.5	0.5	0.5	0.5	0.5	0.5	0.5	0.5	0.5	0.5	0.5	0.5	0.5	0.5	0.5	0.5	0.5
Is effluent less than Action Level?	YES	YES	YES	YES	YES	YES	YES	YES	YES	YES	YES	YES	YES	YES	YES	YES	YES	YES	YES
Convert Total VOCs to pounds/day	0.0932	0.1676	0.3815	0.0890	0.1447	0.2797	2.1979	0.1693	0.3516	0.4156	0.2272	0.2480	0.0177	0.0159	0.8040	0.9001	0.5455	0.3636	0.5817
Lab Report #	L1747074	L1802728	L1806663	L1808876	L1814576	L1825074	L1831640	L1837773	L1843929	L1848910	L1852747	L1902045	L1922378	L1927295	L1939152	L1945128	L1951307	L1957600	L1961557

DATE	1/24/20	2/26/20	3/25/20	4/24/20	5/27/20	6/22/20	7/29/2020	8/26/2020	9/18/2020	11/3/2020	11/30/2020	#####	1/9/2021	2/9/2021	3/26/2021	5/5/2021	5/26/2021	6/25/2021	7/28/2021	8/28/2021	9/29/2021
Month	82nd	83rd	84th	85th	86th	87th	88th	89th	90th	91st	92nd	93rd	94th	95th	96th	97th	98th	99th	100th	101st	102nd
Air Discharge Flow (CFM)	270	261	265	148	144	144	154	158	148	80	140	145	NA	130	126	126	128	126	153	150	154
Air Stack Discharge Concentration																					
Field Screening PID (ppm)	6.4	5.3	5.5	6.5	6.0	1.2	0.95	1.2	1.5	4.1	3.2	2.5		1.2	0.5	1.5	2.0	1.2	1.6	1.8	0.850
Total VOCs (ug/m3)	16,600	7,636	9,217	14,427	9,963	6,148	1,240	1,698	1,548	33,392	9,950	5,465		229	2813.95	4771.67	4415.46	4466.28	4976.6	5448.5	4498.84
Convert Total VOCs to g/m3	0.01660	0.00764	0.00922	0.01443	0.00996	0.00615	0.00124	0.00170	0.00155	0.03339	0.00995	0.00547		0.00023	0.00281	0.00477	0.00442	0.00447	0.00498	0.00545	0.00450
Convert Total VOCs to g/CF	0.00047	0.00022	0.00026	0.00041	0.00028	0.00017	0.00004	0.00005	0.00004	0.00095	0.00028	0.00015		0.00001	0.00008	0.00014	0.00013	0.00013	0.00014	0.00015	0.00013
Convert Total VOCs to g/hour	7.61	3.39	4.15	3.63	2.44	1.50	0.32	0.46	0.39	4.54	2.37	1.35		0.05	0.60	1.02	0.96	1.29	1.39	1.18	
Convert Total VOCs to pounds/hour	0.0168	0.0075	0.0091	0.0080	0.0054	0.0033	0.0007	0.0010	0.0009	0.0100	0.0052	0.0030		0.0001	0.0013	0.0023	0.0021	0.0021	0.0029	0.0031	
Air Effluent Action Level (pounds/hr)	0.5	0.5	0.5	0.5	0.5	0.5	0.5	0.5	0.5	0.5	0.5	0.5		0.5	0.5	0.5	0.5	0.5	0.5	0.5	
Is effluent less than Action Level?	YES	YES	YES	YES	YES	YES	YES	YES	YES	YES	YES	YES		YES	YES	YES	YES	YES	YES	YES	
Convert Total VOCs to pounds/day	0.4029	0.1792	0.2196	0.1919	0.1290	0.0796	0.0172	0.0241	0.0206	0.2401	0.1252	0.0712		0.0027	0.0319	0.0540	0.0508	0.0506	0.0684	1.2100	
Lab Report #	L2003509	L2008421	L2013278	L2017129	L2021892	L2026216	L2031205	L2034954	L2039287	L2048161	L2053071	L2053072		L2106096	L2115386	L2123252	L2128015	L2134581	L2140512	L2140513	

DATE	10/29/21	12/16/21	1/12/22
Month	103rd	104th	105th
Air Discharge Flow (CFM)	126	132	147
Air Stack Discharge Concentration			
Field Screening PID (ppm)	1.5	1.5	0.9
Total VOCs (ug/m3)	4,242	7,060	2,278
Convert Total VOCs to g/m3	0.00424	0.00706	0.00228
Convert Total VOCs to g/CF	0.00012	0.00020	0.00006
Convert Total VOCs to g/hour	0.91	1.58	0.57
Convert Total VOCs to pounds/hour	0.0020	0.0035	0.0013
Air Effluent Action Level (pounds/hr)	0.5	0.5	0.5
Is effluent less than Action Level?	YES	YES	YES
Convert Total VOCs to pounds/day	0.0480	0.0838	0.0301
Lab Report #	L2159524	L2165607	L2201808

Table 3
HVE/SVE IRM Monitoring
136 Fuller Road, LaBany New York - BCP Site # C40155
LaBella Project # CZ906118.00

HVE/SVE System Mass Removal Calculation

DATE	1/12/12	2/27/12	3/30/12	4/26/12	5/30/12	7/10/12	8/16/12	10/17/12	11/27/12	12/18/12
Month	1st	2nd	3rd	4th	5th	6th	7th	8th	9th	10th
Pounds Per Day										
Mass removed Liquid Phase	0.0042	0.00597	0.0025	0.0039	0.0059	0.0006	0.00022	0.00047	0.00102	0.00021
Mass removed Vapor Phase	1.0659	1.2047	0.3601	1.5412	1.5908	1.6700	1.5789	0.3640	0.0669	0.8364
TOTAL	1.070	1.2107	0.3626	1.5451	1.5967	1.6707	1.5791	0.3645	0.0679	0.8366

DATE	2/12/13	3/27/13	5/1/13	5/21/13	6/18/13	7/29/13	8/20/13	9/24/13	10/29/13
Month	11th	12th	13th	14th	15th	16th	17th	18th	19th
Pounds Per Day									
Mass removed Liquid Phase	0.00006	0.00003	0.00010	0.00005	0.00018	0.00027	0.00012	0.00027	0.00023
Mass removed Vapor Phase	0.0826	0.0777	0.0799	0.0692	0.0394	0.0520	0.0340	0.0590	0.0116
TOTAL	0.0826	0.0777	0.0800	0.0693	0.0396	0.0523	0.0341	0.0593	0.0118

DATE	1/7/14	4/29/14	5/21/14	6/30/14	7/24/14	8/28/14	9/17/14	10/22/14	11/18/14	12/18/14
Month	20th	21st	22nd	23rd	24th	25th	26th	27th	28th	29th
Pounds Per Day										
Mass removed Liquid Phase	0.00233	0.00061	0.00062	0.00099	0.00011	0.00050	0.00012	0.00045	0.00057	0.00095
Mass removed Vapor Phase	0.8336	0.1755	0.2297	0.3260	0.2150	0.3635	0.2348	0.5499	0.3724	0.0345
TOTAL	0.8360	0.1761	0.2303	0.3270	0.2151	0.3640	0.2349	0.5503	0.3730	0.0354

DATE	2/5/15	2/25/15	3/19/15	4/16/15	5/27/15	6/26/15	7/20/15	8/24/15	9/30/15	10/22/15	11/24/15	12/14/15
Month	30th	31st	32nd	33rd	34th	35th	36th	37th	38th	39th	40th	41st
Pounds Per Day												
Mass removed Liquid Phase	0.00062	0.00041	0.00076	0.00057	0.00084	0.00036	0.00029	0.00026	0.00027	0.00014	0.00019	0.00005
Mass removed Vapor Phase	0.1564	0.1957	0.2206	0.1341	0.1020	0.1618	0.1379	0.1522	0.6102	0.2552	0.1463	0.1115
TOTAL	0.1570	0.1961	0.2214	0.1347	0.1028	0.1622	0.1382	0.1525	0.6104	0.2554	0.1465	0.1116

DATE	1/29/16	2/8/16	3/17/16	4/15/16	5/25/16	6/21/16	7/22/16	8/19/16	11/7/16	12/15/16	1/13/17	3/7/17
Month	42nd	43rd	44th	45th	46th	47th	48th	49th	50th	51st	52nd	53rd
Pounds Per Day												
Mass removed Liquid Phase	No data	0.00012	0.00009	0.00011	0.00010	0.00001	0.00002	0.00004	0.00123	0.00026	0.00125	0.00149
Mass removed Vapor Phase	No data	0.0552	0.1025	0.1750	0.4163	0.2949	0.1940	0.2532	0.2299	0.0885	0.5455	0.3409
TOTAL	No data	0.0553	0.1026	0.1752	0.4164	0.2950	0.1940	0.2533	0.2311	0.0887	0.5468	0.3424

Table 3
HVE/SVE IRM Monitoring
136 Fuller Road, LaBany New York - BCP Site # C40155
LaBella Project # CZ906118.00

DATE	3/29/17	4/28/17	5/23/17	6/21/17	7/10/17	8/24/17	9/26/17	10/27/17	11/28/17	12/20/17	1/25/18	2/26/18
Month	54th	55th	56th	57th	58th	59th	60th	61st	62nd	63rd	64th	65th
Pounds Per Day												
Mass removed Liquid Phase	0.00159	0.00002	0.00017	0.00202	0.00168	0.00064	0.00072	0.00065	0.00011	0.00005	0.00079	0.00088
Mass removed Vapor Phase	0.5205	0.1461	0.4428	0.4037	0.3482	0.3101	0.3357	0.4348	0.1435	0.0932	0.1676	0.3815
TOTAL	0.5221	0.1462	0.4430	0.4057	0.3499	0.3108	0.3364	0.4355	0.1436	0.0933	0.1683	0.3823

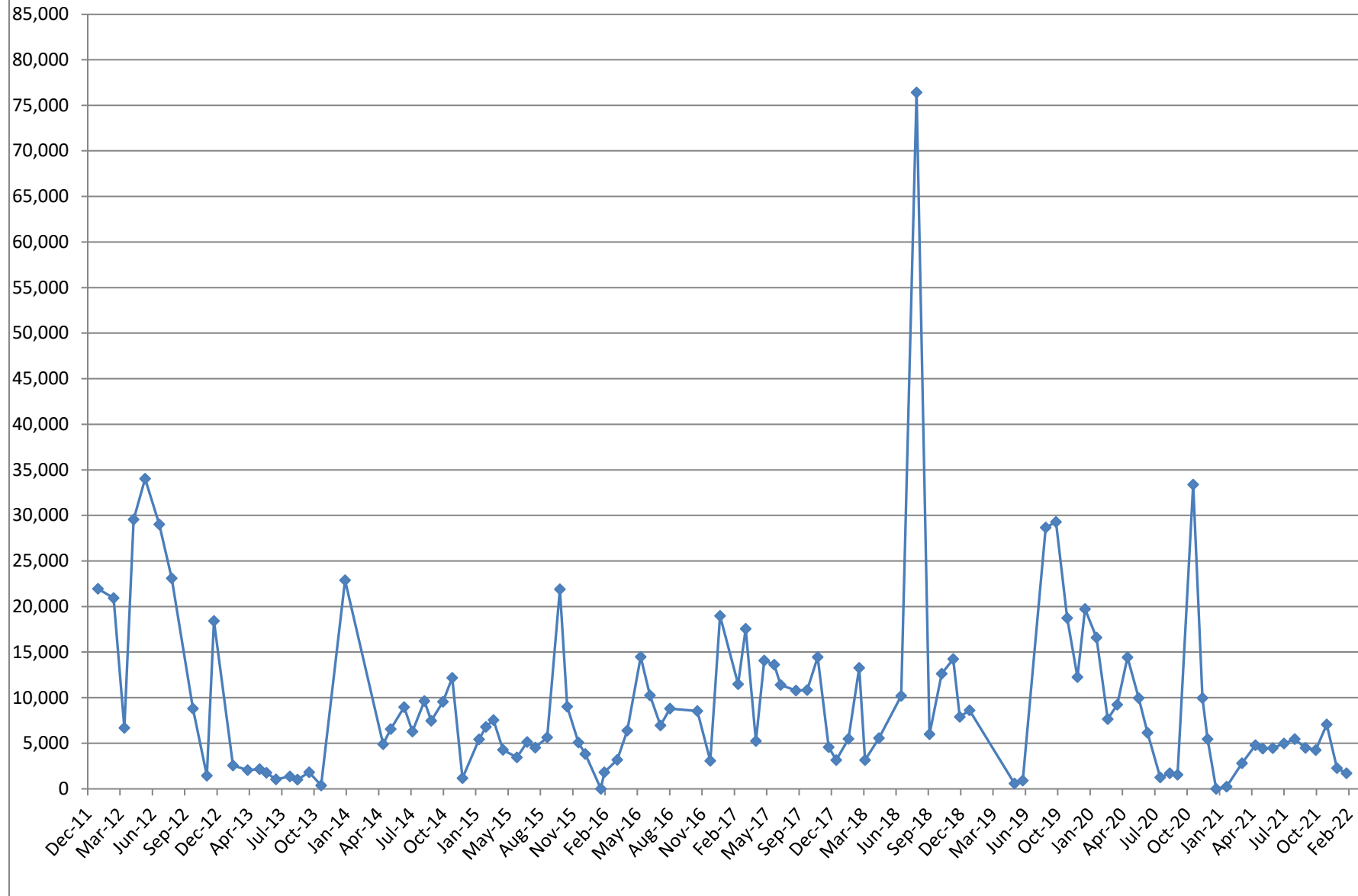
DATE	3/15/18	4/25/18	6/29/18	8/13/18	9/20/18	10/26/18	11/29/18	12/18/18	1/16/19	5/28/19	6/21/19	8/28/19
Month	66th	67th	68th	69th	70th	71st	72nd	73rd	74th	75th	76th	77th
Pounds Per Day												
Mass removed Liquid Phase	0.00073	0.00055	0.00178	0.00140	0.00034	0.00530	0.00020	0.00033	0.00009	0.00002	0.00015	0.00066
Mass removed Vapor Phase	0.0890	0.1447	0.2797	2.1979	0.1693	0.3516	0.4156	0.2272	0.2480	0.0177	0.0159	0.8040
TOTAL	0.0897	0.1452	0.2814	2.1993	0.1696	0.3569	0.4158	0.2276	0.2481	0.0177	0.0161	0.8047

DATE	9/27/19	10/30/19	11/29/19	12/21/19	1/24/20	2/26/20	3/25/20	4/24/20	5/27/20	6/22/20	7/29/20	8/20/20
Month	78th	79th	80th	81st	82nd	83rd	84th	85th	86th	87th	88th	89th
Pounds Per Day												
Mass removed Liquid Phase	0.00831	0.00429	0.00300	0.00226	0.00190	0.00183	0.00179	0.00177	104.76421	0.00026	0.00023	0.00106
Mass removed Vapor Phase	0.9001	0.5455	0.3636	0.5817	0.4029	0.1792	0.2196	0.1919	0.1290	0.0796	0.0172	0.0241
TOTAL	0.9084	0.5498	0.3666	0.5840	0.4048	0.1810	0.2214	0.1937	104.8932	0.0798	0.0174	0.0252

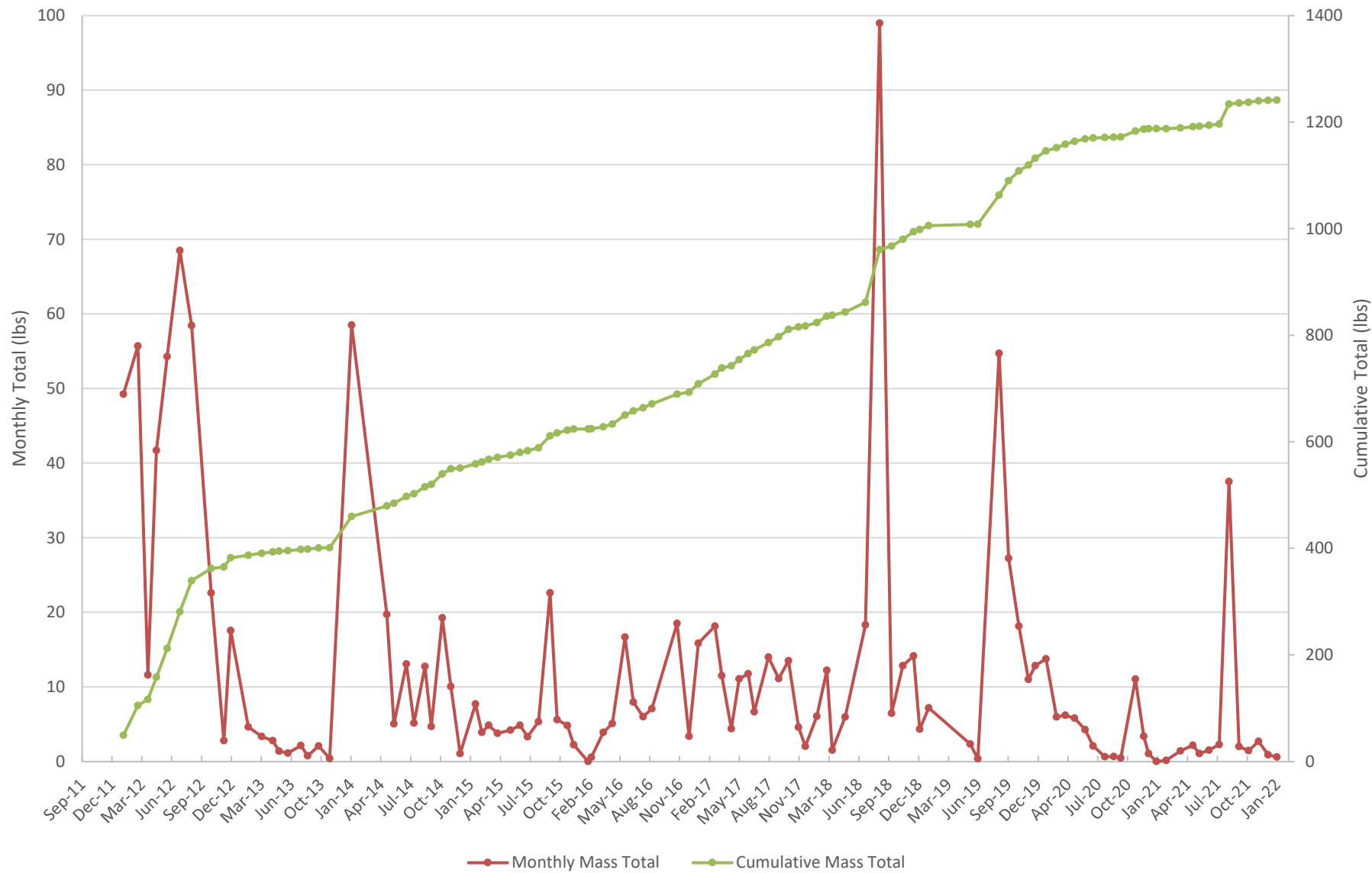
DATE	9/18/20	11/3/20	11/30/20	12/15/20	1/9/21	2/9/21	3/26/21	5/5/21	5/26/21	6/25/21	7/28/21	8/28/21
Month	90th	91st	92nd	93rd	94th	95th	96th	97th	98th	99th	100th	101st
Pounds Per Day												
Mass removed Liquid Phase	0.00128	0.00052	0.00116	0.00155	System OFF. No Sample Collected.	0.0000001	0.0001432	0.00069	0.00033	0.00017	0.00033	0.00035
Mass removed Vapor Phase	0.0206	0.2401	0.1252	0.0712		0.0027	0.0319	0.0540	0.0508	0.0506	0.0684	1.2100
TOTAL	0.0219	0.2407	0.1264	0.0728		0.0027	0.0320	0.0547	0.0511	0.0508	0.0688	1.2104

DATE	9/29/21	10/29/21	12/16/21	1/12/22
Month	102nd	103rd	104th	105th
Pounds Per Day				
Mass removed Liquid Phase	0.00071	0.00026	0.00284	0.00014
Mass removed Vapor Phase	0.0623	0.0480	0.0838	0.0301
TOTAL	0.0630	0.0483	0.0866	0.0302

Total VOCs in Air Stack Exhaust (ug/m3) December 2011 through December 2021



HVE/SVE System VOC Mass Removal December 2011 through December 2021





Technical Report

prepared for:

Chazen Environmental Services (Poughkeepsie)

21 Fox Street

Poughkeepsie NY, 12601

Attention: Branson Fields

Report Date: 12/29/2021

Client Project ID: 90618.00 Fuller Road

York Project (SDG) No.: 21L1055

CT Cert. No. PH-0723

New Jersey Cert. No. CT005 and NY037



New York Cert. Nos. 10854 and 12058

PA Cert. No. 68-04440

120 RESEARCH DRIVE
www.YORKLAB.com

STRATFORD, CT 06615
(203) 325-1371



132-02 89th AVENUE
FAX (203) 357-0166

RICHMOND HILL, NY 11418
ClientServices@yorklab.com

Report Date: 12/29/2021
Client Project ID: 90618.00 Fuller Road
York Project (SDG) No.: 21L1055

Chazen Environmental Services (Poughkeepsie)
21 Fox Street
Poughkeepsie NY, 12601
Attention: Branson Fields

Purpose and Results

This report contains the analytical data for the sample(s) identified on the attached chain-of-custody received in our laboratory on December 17, 2021 and listed below. The project was identified as your project: **90618.00 Fuller Road**.

The analyses were conducted utilizing appropriate EPA, Standard Methods, and ASTM methods as detailed in the data summary tables.

All samples were received in proper condition meeting the customary acceptance requirements for environmental samples except those indicated under the Sample and Analysis Qualifiers section of this report.

All analyses met the method and laboratory standard operating procedure requirements except as indicated by any data flags, the meaning of which are explained in the Sample and Data Qualifiers Relating to This Work Order section of this report and case narrative if applicable.

The results of the analyses, which are all reported on dry weight basis (soils) unless otherwise noted, are detailed in the following pages.

Please contact Client Services at 203.325.1371 with any questions regarding this report.

<u>York Sample ID</u>	<u>Client Sample ID</u>	<u>Matrix</u>	<u>Date Collected</u>	<u>Date Received</u>
21L1055-01	MW-10	Water	12/16/2021	12/17/2021
21L1055-02	MW-25	Water	12/16/2021	12/17/2021
21L1055-03	MW-27	Water	12/16/2021	12/17/2021
21L1055-04	MW-30	Water	12/16/2021	12/17/2021
21L1055-05	MW-32	Water	12/16/2021	12/17/2021
21L1055-06	MW-33	Water	12/16/2021	12/17/2021
21L1055-07	Trip Blank	Water	12/16/2021	12/17/2021

General Notes for York Project (SDG) No.: 21L1055

1. The RLs and MDLs (Reporting Limit and Method Detection Limit respectively) reported are adjusted for any dilution necessary due to the levels of target and/or non-target analytes and matrix interference. The RL(REPORTING LIMIT) is based upon the lowest standard utilized for the calibration where applicable.
2. Samples are retained for a period of thirty days after submittal of report, unless other arrangements are made.
3. York's liability for the above data is limited to the dollar value paid to York for the referenced project.
4. This report shall not be reproduced without the written approval of York Analytical Laboratories, Inc.
5. All analyses conducted met method or Laboratory SOP requirements. See the Sample and Data Qualifiers Section for further information.
6. It is noted that no analyses reported herein were subcontracted to another laboratory, unless noted in the report.
7. This report reflects results that relate only to the samples submitted on the attached chain-of-custody form(s) received by York.
8. Analyses conducted at York Analytical Laboratories, Inc. Stratford, CT are indicated by NY Cert. No. 10854; those conducted at York Analytical Laboratories, Inc., Richmond Hill, NY are indicated by NY Cert. No. 12058.

Approved By: 

Date: 12/29/2021

Cassie L. Mosher
Laboratory Manager





Sample Information

Client Sample ID: MW-10

York Sample ID: 21L1055-01

York Project (SDG) No.
21L1055

Client Project ID
90618.00 Fuller Road

Matrix
Water

Collection Date/Time
December 16, 2021 2:00 pm

Date Received
12/17/2021

Volatile Organics, 8260 - TCL/SOM (low level)

Log-in Notes:

Sample Notes:

Sample Prepared by Method: EPA 5030B

CAS No.	Parameter	Result	Flag	Units	Reported to LOD/MDL	LOQ	Dilution	Reference Method	Date/Time Prepared	Date/Time Analyzed	Analyst
71-55-6	1,1,1-Trichloroethane	11		ug/L	0.20	0.50	1	EPA 8260C Certifications: CTDOH,NELAC-NY10854,NJDEP,NELAC-NY12058,PADEP	12/23/2021 09:00	12/23/2021 15:36	PD
79-34-5	1,1,2,2-Tetrachloroethane	ND		ug/L	0.20	0.50	1	EPA 8260C Certifications: CTDOH,NELAC-NY10854,NJDEP,NELAC-NY12058,PADEP	12/23/2021 09:00	12/23/2021 15:36	PD
76-13-1	1,1,2-Trichloro-1,2,2-trifluoroethane (Freon 113)	ND		ug/L	0.20	0.50	1	EPA 8260C Certifications: CTDOH,NELAC-NY10854,NJDEP,NELAC-NY12058,PADEP	12/23/2021 09:00	12/23/2021 15:36	PD
79-00-5	1,1,2-Trichloroethane	ND		ug/L	0.20	0.50	1	EPA 8260C Certifications: CTDOH,NELAC-NY10854,NJDEP,NELAC-NY12058,PADEP	12/23/2021 09:00	12/23/2021 15:36	PD
75-34-3	1,1-Dichloroethane	4.6		ug/L	0.20	0.50	1	EPA 8260C Certifications: CTDOH,NELAC-NY10854,NJDEP,NELAC-NY12058,PADEP	12/23/2021 09:00	12/23/2021 15:36	PD
75-35-4	1,1-Dichloroethylene	2.8		ug/L	0.20	0.50	1	EPA 8260C Certifications: CTDOH,NELAC-NY10854,NJDEP,NELAC-NY12058,PADEP	12/23/2021 09:00	12/23/2021 15:36	PD
87-61-6	1,2,3-Trichlorobenzene	ND		ug/L	0.20	0.50	1	EPA 8260C Certifications: NELAC-NY10854,NJDEP,NELAC-NY12058,PADEP	12/23/2021 09:00	12/23/2021 15:36	PD
120-82-1	1,2,4-Trichlorobenzene	ND		ug/L	0.20	0.50	1	EPA 8260C Certifications: NELAC-NY10854,NJDEP,NELAC-NY12058,PADEP	12/23/2021 09:00	12/23/2021 15:36	PD
96-12-8	1,2-Dibromo-3-chloropropane	ND		ug/L	0.20	0.50	1	EPA 8260C Certifications: CTDOH,NELAC-NY10854,NJDEP,NELAC-NY12058,PADEP	12/23/2021 09:00	12/23/2021 15:36	PD
106-93-4	1,2-Dibromoethane	ND		ug/L	0.20	0.50	1	EPA 8260C Certifications: CTDOH,NELAC-NY10854,NJDEP,NELAC-NY12058,PADEP	12/23/2021 09:00	12/23/2021 15:36	PD
95-50-1	1,2-Dichlorobenzene	ND		ug/L	0.20	0.50	1	EPA 8260C Certifications: CTDOH,NELAC-NY10854,NJDEP,NELAC-NY12058,PADEP	12/23/2021 09:00	12/23/2021 15:36	PD
107-06-2	1,2-Dichloroethane	ND		ug/L	0.20	0.50	1	EPA 8260C Certifications: CTDOH,NELAC-NY10854,NJDEP,NELAC-NY12058,PADEP	12/23/2021 09:00	12/23/2021 15:36	PD
78-87-5	1,2-Dichloropropane	ND		ug/L	0.20	0.50	1	EPA 8260C Certifications: CTDOH,NELAC-NY10854,NJDEP,NELAC-NY12058,PADEP	12/23/2021 09:00	12/23/2021 15:36	PD
541-73-1	1,3-Dichlorobenzene	ND		ug/L	0.20	0.50	1	EPA 8260C Certifications: CTDOH,NELAC-NY10854,NJDEP,NELAC-NY12058,PADEP	12/23/2021 09:00	12/23/2021 15:36	PD
106-46-7	1,4-Dichlorobenzene	ND		ug/L	0.20	0.50	1	EPA 8260C Certifications: CTDOH,NELAC-NY10854,NJDEP,NELAC-NY12058,PADEP	12/23/2021 09:00	12/23/2021 15:36	PD
78-93-3	2-Butanone	ND		ug/L	0.20	0.50	1	EPA 8260C Certifications: CTDOH,NELAC-NY10854,NJDEP,NELAC-NY12058,PADEP	12/23/2021 09:00	12/23/2021 15:36	PD
591-78-6	2-Hexanone	ND		ug/L	0.20	0.50	1	EPA 8260C Certifications: CTDOH,NELAC-NY10854,NJDEP,NELAC-NY12058,PADEP	12/23/2021 09:00	12/23/2021 15:36	PD
108-10-1	4-Methyl-2-pentanone	ND		ug/L	0.20	0.50	1	EPA 8260C Certifications: CTDOH,NELAC-NY10854,NJDEP,NELAC-NY12058,PADEP	12/23/2021 09:00	12/23/2021 15:36	PD
67-64-1	Acetone	ND		ug/L	1.0	2.0	1	EPA 8260C Certifications: CTDOH,NELAC-NY10854,NJDEP,NELAC-NY12058,PADEP	12/23/2021 09:00	12/23/2021 15:36	PD
71-43-2	Benzene	ND		ug/L	0.20	0.50	1	EPA 8260C Certifications: CTDOH,NELAC-NY10854,NJDEP,NELAC-NY12058,PADEP	12/23/2021 09:00	12/23/2021 15:36	PD
74-97-5	Bromochloromethane	ND		ug/L	0.20	0.50	1	EPA 8260C Certifications: NELAC-NY10854,NJDEP,NELAC-NY12058,PADEP	12/23/2021 09:00	12/23/2021 15:36	PD
75-27-4	Bromodichloromethane	ND		ug/L	0.20	0.50	1	EPA 8260C Certifications: CTDOH,NELAC-NY10854,NJDEP,NELAC-NY12058,PADEP	12/23/2021 09:00	12/23/2021 15:36	PD



Sample Information

Client Sample ID: MW-10

York Sample ID: 21L1055-01

York Project (SDG) No.

Client Project ID

Matrix

Collection Date/Time

Date Received

21L1055

90618.00 Fuller Road

Water

December 16, 2021 2:00 pm

12/17/2021

Volatile Organics, 8260 - TCL/SOM (low level)

Log-in Notes:

Sample Notes:

Sample Prepared by Method: EPA 5030B

CAS No.	Parameter	Result	Flag	Units	Reported to LOD/MDL	LOQ	Dilution	Reference Method	Date/Time Prepared	Date/Time Analyzed	Analyst
75-25-2	Bromoform	ND		ug/L	0.20	0.50	1	EPA 8260C Certifications: CTDOH,NELAC-NY10854,NJDEP,NELAC-NY12058,PADEP	12/23/2021 09:00	12/23/2021 15:36	PD
74-83-9	Bromomethane	ND		ug/L	0.20	0.50	1	EPA 8260C Certifications: CTDOH,NELAC-NY10854,NJDEP,NELAC-NY12058,PADEP	12/23/2021 09:00	12/23/2021 15:36	PD
75-15-0	Carbon disulfide	ND		ug/L	0.20	0.50	1	EPA 8260C Certifications: CTDOH,NELAC-NY10854,NJDEP,NELAC-NY12058,PADEP	12/23/2021 09:00	12/23/2021 15:36	PD
56-23-5	Carbon tetrachloride	ND		ug/L	0.20	0.50	1	EPA 8260C Certifications: CTDOH,NELAC-NY10854,NJDEP,NELAC-NY12058,PADEP	12/23/2021 09:00	12/23/2021 15:36	PD
108-90-7	Chlorobenzene	ND		ug/L	0.20	0.50	1	EPA 8260C Certifications: CTDOH,NELAC-NY10854,NJDEP,NELAC-NY12058,PADEP	12/23/2021 09:00	12/23/2021 15:36	PD
75-00-3	Chloroethane	ND		ug/L	0.20	0.50	1	EPA 8260C Certifications: CTDOH,NELAC-NY10854,NJDEP,NELAC-NY12058,PADEP	12/23/2021 09:00	12/23/2021 15:36	PD
67-66-3	Chloroform	ND		ug/L	0.20	0.50	1	EPA 8260C Certifications: CTDOH,NELAC-NY10854,NJDEP,NELAC-NY12058,PADEP	12/23/2021 09:00	12/23/2021 15:36	PD
74-87-3	Chloromethane	ND		ug/L	0.20	0.50	1	EPA 8260C Certifications: CTDOH,NELAC-NY10854,NJDEP,NELAC-NY12058,PADEP	12/23/2021 09:00	12/23/2021 15:36	PD
156-59-2	cis-1,2-Dichloroethylene	290		ug/L	2.0	5.0	10	EPA 8260C Certifications: CTDOH,NELAC-NY10854,NJDEP,NELAC-NY12058,PADEP	12/27/2021 09:00	12/27/2021 13:34	OC
10061-01-5	cis-1,3-Dichloropropylene	ND		ug/L	0.20	0.50	1	EPA 8260C Certifications: CTDOH,NELAC-NY10854,NJDEP,NELAC-NY12058,PADEP	12/23/2021 09:00	12/23/2021 15:36	PD
110-82-7	Cyclohexane	ND		ug/L	0.20	0.50	1	EPA 8260C Certifications: NELAC-NY10854,NJDEP,NELAC-NY12058,PADEP	12/23/2021 09:00	12/23/2021 15:36	PD
124-48-1	Dibromochloromethane	ND		ug/L	0.20	0.50	1	EPA 8260C Certifications: CTDOH,NELAC-NY10854,NJDEP,NELAC-NY12058,PADEP	12/23/2021 09:00	12/23/2021 15:36	PD
75-71-8	Dichlorodifluoromethane	ND		ug/L	0.20	0.50	1	EPA 8260C Certifications: NELAC-NY10854,NJDEP,NELAC-NY12058,PADEP	12/23/2021 09:00	12/23/2021 15:36	PD
100-41-4	Ethyl Benzene	ND		ug/L	0.20	0.50	1	EPA 8260C Certifications: CTDOH,NELAC-NY10854,NJDEP,NELAC-NY12058,PADEP	12/23/2021 09:00	12/23/2021 15:36	PD
98-82-8	Isopropylbenzene	ND		ug/L	0.20	0.50	1	EPA 8260C Certifications: CTDOH,NELAC-NY10854,NJDEP,NELAC-NY12058,PADEP	12/23/2021 09:00	12/23/2021 15:36	PD
79-20-9	Methyl acetate	ND		ug/L	0.20	0.50	1	EPA 8260C Certifications: NELAC-NY10854,NJDEP,NELAC-NY12058,PADEP	12/23/2021 09:00	12/23/2021 15:36	PD
1634-04-4	Methyl tert-butyl ether (MTBE)	ND		ug/L	0.20	0.50	1	EPA 8260C Certifications: CTDOH,NELAC-NY10854,NJDEP,NELAC-NY12058,PADEP	12/23/2021 09:00	12/23/2021 15:36	PD
108-87-2	Methylcyclohexane	ND		ug/L	0.20	0.50	1	EPA 8260C Certifications: NELAC-NY10854,NJDEP,NELAC-NY12058,PADEP	12/23/2021 09:00	12/23/2021 15:36	PD
75-09-2	Methylene chloride	ND		ug/L	1.0	2.0	1	EPA 8260C Certifications: CTDOH,NELAC-NY10854,NJDEP,NELAC-NY12058,PADEP	12/23/2021 09:00	12/23/2021 15:36	PD
95-47-6	o-Xylene	ND		ug/L	0.20	0.50	1	EPA 8260C Certifications: CTDOH,NELAC-NY10854,NELAC-NY12058,PADEP	12/23/2021 09:00	12/23/2021 15:36	PD
179601-23-1	p- & m- Xylenes	ND		ug/L	0.50	1.0	1	EPA 8260C Certifications: CTDOH,NELAC-NY10854,NELAC-NY12058,PADEP	12/23/2021 09:00	12/23/2021 15:36	PD
100-42-5	Styrene	ND		ug/L	0.20	0.50	1	EPA 8260C Certifications: CTDOH,NELAC-NY10854,NJDEP,NELAC-NY12058,PADEP	12/23/2021 09:00	12/23/2021 15:36	PD
127-18-4	Tetrachloroethylene	7.2		ug/L	0.20	0.50	1	EPA 8260C Certifications: CTDOH,NELAC-NY10854,NJDEP,NELAC-NY12058,PADEP	12/23/2021 09:00	12/23/2021 15:36	PD



Sample Information

Client Sample ID: MW-10

York Sample ID: 21L1055-01

<u>York Project (SDG) No.</u> 21L1055	<u>Client Project ID</u> 90618.00 Fuller Road	<u>Matrix</u> Water	<u>Collection Date/Time</u> December 16, 2021 2:00 pm	<u>Date Received</u> 12/17/2021
--	--	------------------------	--	------------------------------------

Volatile Organics, 8260 - TCL/SOM (low level)

Log-in Notes:

Sample Notes:

Sample Prepared by Method: EPA 5030B

CAS No.	Parameter	Result	Flag	Units	Reported to LOD/MDL	LOQ	Dilution	Reference Method	Date/Time Prepared	Date/Time Analyzed	Analyst
108-88-3	Toluene	ND		ug/L	0.20	0.50	1	EPA 8260C Certifications: CTDOH,NELAC-NY10854,NJDEP,NELAC-NY12058,PADEP	12/23/2021 09:00	12/23/2021 15:36	PD
156-60-5	trans-1,2-Dichloroethylene	2.0		ug/L	0.20	0.50	1	EPA 8260C Certifications: CTDOH,NELAC-NY10854,NJDEP,NELAC-NY12058,PADEP	12/23/2021 09:00	12/23/2021 15:36	PD
10061-02-6	trans-1,3-Dichloropropylene	ND		ug/L	0.20	0.50	1	EPA 8260C Certifications: CTDOH,NELAC-NY10854,NJDEP,NELAC-NY12058,PADEP	12/23/2021 09:00	12/23/2021 15:36	PD
79-01-6	Trichloroethylene	7.9		ug/L	0.20	0.50	1	EPA 8260C Certifications: CTDOH,NELAC-NY10854,NJDEP,NELAC-NY12058,PADEP	12/23/2021 09:00	12/23/2021 15:36	PD
75-69-4	Trichlorofluoromethane	ND		ug/L	0.20	0.50	1	EPA 8260C Certifications: CTDOH,NELAC-NY10854,NJDEP,NELAC-NY12058,PADEP	12/23/2021 09:00	12/23/2021 15:36	PD
75-01-4	Vinyl Chloride	0.93		ug/L	0.20	0.50	1	EPA 8260C Certifications: CTDOH,NELAC-NY10854,NJDEP,NELAC-NY12058,PADEP	12/23/2021 09:00	12/23/2021 15:36	PD
1330-20-7	Xylenes, Total	ND		ug/L	0.60	1.5	1	EPA 8260C Certifications: CTDOH,NELAC-NY10854,NJDEP,NELAC-NY12058	12/23/2021 09:00	12/23/2021 15:36	PD
Surrogate Recoveries		Result			Acceptance Range						
17060-07-0	Surrogate: SURR: 1,2-Dichloroethane-d4	102 %			69-130						
2037-26-5	Surrogate: SURR: Toluene-d8	102 %			81-117						
460-00-4	Surrogate: SURR: p-Bromofluorobenzene	105 %			79-122						

Sample Information

Client Sample ID: MW-25

York Sample ID: 21L1055-02

<u>York Project (SDG) No.</u> 21L1055	<u>Client Project ID</u> 90618.00 Fuller Road	<u>Matrix</u> Water	<u>Collection Date/Time</u> December 16, 2021 1:35 pm	<u>Date Received</u> 12/17/2021
--	--	------------------------	--	------------------------------------

Volatile Organics, 8260 - TCL/SOM (low level)

Log-in Notes:

Sample Notes:

Sample Prepared by Method: EPA 5030B

CAS No.	Parameter	Result	Flag	Units	Reported to LOD/MDL	LOQ	Dilution	Reference Method	Date/Time Prepared	Date/Time Analyzed	Analyst
71-55-6	1,1,1-Trichloroethane	6.5		ug/L	0.20	0.50	1	EPA 8260C Certifications: CTDOH,NELAC-NY10854,NJDEP,NELAC-NY12058,PADEP	12/23/2021 09:00	12/23/2021 16:03	PD
79-34-5	1,1,2,2-Tetrachloroethane	ND		ug/L	0.20	0.50	1	EPA 8260C Certifications: CTDOH,NELAC-NY10854,NJDEP,NELAC-NY12058,PADEP	12/23/2021 09:00	12/23/2021 16:03	PD
76-13-1	1,1,2-Trichloro-1,2,2-trifluoroethane (Freon 113)	ND		ug/L	0.20	0.50	1	EPA 8260C Certifications: CTDOH,NELAC-NY10854,NJDEP,NELAC-NY12058,PADEP	12/23/2021 09:00	12/23/2021 16:03	PD
79-00-5	1,1,2-Trichloroethane	ND		ug/L	0.20	0.50	1	EPA 8260C Certifications: CTDOH,NELAC-NY10854,NJDEP,NELAC-NY12058,PADEP	12/23/2021 09:00	12/23/2021 16:03	PD
75-34-3	1,1-Dichloroethane	170		ug/L	2.0	5.0	10	EPA 8260C Certifications: CTDOH,NELAC-NY10854,NJDEP,NELAC-NY12058,PADEP	12/27/2021 09:00	12/27/2021 14:00	OC
75-35-4	1,1-Dichloroethylene	29		ug/L	0.20	0.50	1	EPA 8260C Certifications: CTDOH,NELAC-NY10854,NJDEP,NELAC-NY12058,PADEP	12/23/2021 09:00	12/23/2021 16:03	PD



Sample Information

Client Sample ID: MW-25

York Sample ID: 21L1055-02

York Project (SDG) No.

Client Project ID

Matrix

Collection Date/Time

Date Received

21L1055

90618.00 Fuller Road

Water

December 16, 2021 1:35 pm

12/17/2021

Volatile Organics, 8260 - TCL/SOM (low level)

Log-in Notes:

Sample Notes:

Sample Prepared by Method: EPA 5030B

CAS No.	Parameter	Result	Flag	Units	Reported to LOD/MDL	LOQ	Dilution	Reference Method	Date/Time Prepared	Date/Time Analyzed	Analyst
87-61-6	1,2,3-Trichlorobenzene	ND		ug/L	0.20	0.50	1	EPA 8260C Certifications: NELAC-NY10854,NJDEP,NELAC-NY12058,PADEP	12/23/2021 09:00	12/23/2021 16:03	PD
120-82-1	1,2,4-Trichlorobenzene	ND		ug/L	0.20	0.50	1	EPA 8260C Certifications: NELAC-NY10854,NJDEP,NELAC-NY12058,PADEP	12/23/2021 09:00	12/23/2021 16:03	PD
96-12-8	1,2-Dibromo-3-chloropropane	ND		ug/L	0.20	0.50	1	EPA 8260C Certifications: CTDOH,NELAC-NY10854,NJDEP,NELAC-NY12058,PADEP	12/23/2021 09:00	12/23/2021 16:03	PD
106-93-4	1,2-Dibromoethane	ND		ug/L	0.20	0.50	1	EPA 8260C Certifications: CTDOH,NELAC-NY10854,NJDEP,NELAC-NY12058,PADEP	12/23/2021 09:00	12/23/2021 16:03	PD
95-50-1	1,2-Dichlorobenzene	ND		ug/L	0.20	0.50	1	EPA 8260C Certifications: CTDOH,NELAC-NY10854,NJDEP,NELAC-NY12058,PADEP	12/23/2021 09:00	12/23/2021 16:03	PD
107-06-2	1,2-Dichloroethane	ND		ug/L	0.20	0.50	1	EPA 8260C Certifications: CTDOH,NELAC-NY10854,NJDEP,NELAC-NY12058,PADEP	12/23/2021 09:00	12/23/2021 16:03	PD
78-87-5	1,2-Dichloropropane	ND		ug/L	0.20	0.50	1	EPA 8260C Certifications: CTDOH,NELAC-NY10854,NJDEP,NELAC-NY12058,PADEP	12/23/2021 09:00	12/23/2021 16:03	PD
541-73-1	1,3-Dichlorobenzene	ND		ug/L	0.20	0.50	1	EPA 8260C Certifications: CTDOH,NELAC-NY10854,NJDEP,NELAC-NY12058,PADEP	12/23/2021 09:00	12/23/2021 16:03	PD
106-46-7	1,4-Dichlorobenzene	ND		ug/L	0.20	0.50	1	EPA 8260C Certifications: CTDOH,NELAC-NY10854,NJDEP,NELAC-NY12058,PADEP	12/23/2021 09:00	12/23/2021 16:03	PD
78-93-3	2-Butanone	ND		ug/L	0.20	0.50	1	EPA 8260C Certifications: CTDOH,NELAC-NY10854,NJDEP,NELAC-NY12058,PADEP	12/23/2021 09:00	12/23/2021 16:03	PD
591-78-6	2-Hexanone	ND		ug/L	0.20	0.50	1	EPA 8260C Certifications: CTDOH,NELAC-NY10854,NJDEP,NELAC-NY12058,PADEP	12/23/2021 09:00	12/23/2021 16:03	PD
108-10-1	4-Methyl-2-pentanone	ND		ug/L	0.20	0.50	1	EPA 8260C Certifications: CTDOH,NELAC-NY10854,NJDEP,NELAC-NY12058,PADEP	12/23/2021 09:00	12/23/2021 16:03	PD
67-64-1	Acetone	ND		ug/L	1.0	2.0	1	EPA 8260C Certifications: CTDOH,NELAC-NY10854,NJDEP,NELAC-NY12058,PADEP	12/23/2021 09:00	12/23/2021 16:03	PD
71-43-2	Benzene	0.40	J	ug/L	0.20	0.50	1	EPA 8260C Certifications: CTDOH,NELAC-NY10854,NJDEP,NELAC-NY12058,PADEP	12/23/2021 09:00	12/23/2021 16:03	PD
74-97-5	Bromochloromethane	ND		ug/L	0.20	0.50	1	EPA 8260C Certifications: NELAC-NY10854,NJDEP,NELAC-NY12058,PADEP	12/23/2021 09:00	12/23/2021 16:03	PD
75-27-4	Bromodichloromethane	ND		ug/L	0.20	0.50	1	EPA 8260C Certifications: CTDOH,NELAC-NY10854,NJDEP,NELAC-NY12058,PADEP	12/23/2021 09:00	12/23/2021 16:03	PD
75-25-2	Bromoform	ND		ug/L	0.20	0.50	1	EPA 8260C Certifications: CTDOH,NELAC-NY10854,NJDEP,NELAC-NY12058,PADEP	12/23/2021 09:00	12/23/2021 16:03	PD
74-83-9	Bromomethane	ND		ug/L	0.20	0.50	1	EPA 8260C Certifications: CTDOH,NELAC-NY10854,NJDEP,NELAC-NY12058,PADEP	12/23/2021 09:00	12/23/2021 16:03	PD
75-15-0	Carbon disulfide	ND		ug/L	0.20	0.50	1	EPA 8260C Certifications: CTDOH,NELAC-NY10854,NJDEP,NELAC-NY12058,PADEP	12/23/2021 09:00	12/23/2021 16:03	PD
56-23-5	Carbon tetrachloride	ND		ug/L	0.20	0.50	1	EPA 8260C Certifications: CTDOH,NELAC-NY10854,NJDEP,NELAC-NY12058,PADEP	12/23/2021 09:00	12/23/2021 16:03	PD
108-90-7	Chlorobenzene	ND		ug/L	0.20	0.50	1	EPA 8260C Certifications: CTDOH,NELAC-NY10854,NJDEP,NELAC-NY12058,PADEP	12/23/2021 09:00	12/23/2021 16:03	PD
75-00-3	Chloroethane	6.5		ug/L	0.20	0.50	1	EPA 8260C Certifications: CTDOH,NELAC-NY10854,NJDEP,NELAC-NY12058,PADEP	12/23/2021 09:00	12/23/2021 16:03	PD
67-66-3	Chloroform	ND		ug/L	0.20	0.50	1	EPA 8260C Certifications: CTDOH,NELAC-NY10854,NJDEP,NELAC-NY12058,PADEP	12/23/2021 09:00	12/23/2021 16:03	PD



Sample Information

Client Sample ID: MW-25

York Sample ID: 21L1055-02

York Project (SDG) No.

Client Project ID

Matrix

Collection Date/Time

Date Received

21L1055

90618.00 Fuller Road

Water

December 16, 2021 1:35 pm

12/17/2021

Volatile Organics, 8260 - TCL/SOM (low level)

Log-in Notes:

Sample Notes:

Sample Prepared by Method: EPA 5030B

CAS No.	Parameter	Result	Flag	Units	Reported to LOD/MDL	LOQ	Dilution	Reference Method	Date/Time Prepared	Date/Time Analyzed	Analyst
74-87-3	Chloromethane	ND		ug/L	0.20	0.50	1	EPA 8260C Certifications: CTDOH,NELAC-NY10854,NJDEP,NELAC-NY12058,PADEP	12/23/2021 09:00	12/23/2021 16:03	PD
156-59-2	cis-1,2-Dichloroethylene	340		ug/L	2.0	5.0	10	EPA 8260C Certifications: CTDOH,NELAC-NY10854,NJDEP,NELAC-NY12058,PADEP	12/27/2021 09:00	12/27/2021 14:00	OC
10061-01-5	cis-1,3-Dichloropropylene	ND		ug/L	0.20	0.50	1	EPA 8260C Certifications: CTDOH,NELAC-NY10854,NJDEP,NELAC-NY12058,PADEP	12/23/2021 09:00	12/23/2021 16:03	PD
110-82-7	Cyclohexane	ND		ug/L	0.20	0.50	1	EPA 8260C Certifications: NELAC-NY10854,NJDEP,NELAC-NY12058,PADEP	12/23/2021 09:00	12/23/2021 16:03	PD
124-48-1	Dibromochloromethane	ND		ug/L	0.20	0.50	1	EPA 8260C Certifications: CTDOH,NELAC-NY10854,NJDEP,NELAC-NY12058,PADEP	12/23/2021 09:00	12/23/2021 16:03	PD
75-71-8	Dichlorodifluoromethane	120		ug/L	2.0	5.0	10	EPA 8260C Certifications: NELAC-NY10854,NJDEP,NELAC-NY12058,PADEP	12/27/2021 09:00	12/27/2021 14:00	OC
100-41-4	Ethyl Benzene	1.4		ug/L	0.20	0.50	1	EPA 8260C Certifications: CTDOH,NELAC-NY10854,NJDEP,NELAC-NY12058,PADEP	12/23/2021 09:00	12/23/2021 16:03	PD
98-82-8	Isopropylbenzene	ND		ug/L	0.20	0.50	1	EPA 8260C Certifications: CTDOH,NELAC-NY10854,NJDEP,NELAC-NY12058,PADEP	12/23/2021 09:00	12/23/2021 16:03	PD
79-20-9	Methyl acetate	ND		ug/L	0.20	0.50	1	EPA 8260C Certifications: NELAC-NY10854,NJDEP,NELAC-NY12058,PADEP	12/23/2021 09:00	12/23/2021 16:03	PD
1634-04-4	Methyl tert-butyl ether (MTBE)	ND		ug/L	0.20	0.50	1	EPA 8260C Certifications: CTDOH,NELAC-NY10854,NJDEP,NELAC-NY12058,PADEP	12/23/2021 09:00	12/23/2021 16:03	PD
108-87-2	Methylcyclohexane	ND		ug/L	0.20	0.50	1	EPA 8260C Certifications: NELAC-NY10854,NJDEP,NELAC-NY12058,PADEP	12/23/2021 09:00	12/23/2021 16:03	PD
75-09-2	Methylene chloride	ND		ug/L	1.0	2.0	1	EPA 8260C Certifications: CTDOH,NELAC-NY10854,NJDEP,NELAC-NY12058,PADEP	12/23/2021 09:00	12/23/2021 16:03	PD
95-47-6	o-Xylene	0.75		ug/L	0.20	0.50	1	EPA 8260C Certifications: CTDOH,NELAC-NY10854,NELAC-NY12058,PADEP	12/23/2021 09:00	12/23/2021 16:03	PD
179601-23-1	p- & m- Xylenes	0.51	J	ug/L	0.50	1.0	1	EPA 8260C Certifications: CTDOH,NELAC-NY10854,NELAC-NY12058,PADEP	12/23/2021 09:00	12/23/2021 16:03	PD
100-42-5	Styrene	ND		ug/L	0.20	0.50	1	EPA 8260C Certifications: CTDOH,NELAC-NY10854,NJDEP,NELAC-NY12058,PADEP	12/23/2021 09:00	12/23/2021 16:03	PD
127-18-4	Tetrachloroethylene	25		ug/L	0.20	0.50	1	EPA 8260C Certifications: CTDOH,NELAC-NY10854,NJDEP,NELAC-NY12058,PADEP	12/23/2021 09:00	12/23/2021 16:03	PD
108-88-3	Toluene	0.74		ug/L	0.20	0.50	1	EPA 8260C Certifications: CTDOH,NELAC-NY10854,NJDEP,NELAC-NY12058,PADEP	12/23/2021 09:00	12/23/2021 16:03	PD
156-60-5	trans-1,2-Dichloroethylene	1.1		ug/L	0.20	0.50	1	EPA 8260C Certifications: CTDOH,NELAC-NY10854,NJDEP,NELAC-NY12058,PADEP	12/23/2021 09:00	12/23/2021 16:03	PD
10061-02-6	trans-1,3-Dichloropropylene	ND		ug/L	0.20	0.50	1	EPA 8260C Certifications: CTDOH,NELAC-NY10854,NJDEP,NELAC-NY12058,PADEP	12/23/2021 09:00	12/23/2021 16:03	PD
79-01-6	Trichloroethylene	58		ug/L	0.20	0.50	1	EPA 8260C Certifications: CTDOH,NELAC-NY10854,NJDEP,NELAC-NY12058,PADEP	12/23/2021 09:00	12/23/2021 16:03	PD
75-69-4	Trichlorofluoromethane	62		ug/L	2.0	5.0	10	EPA 8260C Certifications: CTDOH,NELAC-NY10854,NJDEP,NELAC-NY12058,PADEP	12/27/2021 09:00	12/27/2021 14:00	OC
75-01-4	Vinyl Chloride	3.0		ug/L	0.20	0.50	1	EPA 8260C Certifications: CTDOH,NELAC-NY10854,NJDEP,NELAC-NY12058,PADEP	12/23/2021 09:00	12/23/2021 16:03	PD



Sample Information

Client Sample ID: MW-25

York Sample ID: 21L1055-02

<u>York Project (SDG) No.</u> 21L1055	<u>Client Project ID</u> 90618.00 Fuller Road	<u>Matrix</u> Water	<u>Collection Date/Time</u> December 16, 2021 1:35 pm	<u>Date Received</u> 12/17/2021
--	--	------------------------	--	------------------------------------

Volatile Organics, 8260 - TCL/SOM (low level)

Log-in Notes:

Sample Notes:

Sample Prepared by Method: EPA 5030B

CAS No.	Parameter	Result	Flag	Units	Reported to LOD/MDL	LOQ	Dilution	Reference Method	Date/Time Prepared	Date/Time Analyzed	Analyst
1330-20-7	Xylenes, Total	1.3	J	ug/L	0.60	1.5	1	EPA 8260C	12/23/2021 09:00	12/23/2021 16:03	PD
Certifications: CTDOH,NELAC-NY10854,NJDEP,NELAC-NY12058											
Surrogate Recoveries		Result			Acceptance Range						
17060-07-0	Surrogate: SURRE: 1,2-Dichloroethane-d4	102 %			69-130						
2037-26-5	Surrogate: SURRE: Toluene-d8	103 %			81-117						
460-00-4	Surrogate: SURRE: p-Bromofluorobenzene	105 %			79-122						

Sample Information

Client Sample ID: MW-27

York Sample ID: 21L1055-03

<u>York Project (SDG) No.</u> 21L1055	<u>Client Project ID</u> 90618.00 Fuller Road	<u>Matrix</u> Water	<u>Collection Date/Time</u> December 16, 2021 1:45 pm	<u>Date Received</u> 12/17/2021
--	--	------------------------	--	------------------------------------

Volatile Organics, 8260 - TCL/SOM (low level)

Log-in Notes:

Sample Notes:

Sample Prepared by Method: EPA 5030B

CAS No.	Parameter	Result	Flag	Units	Reported to LOD/MDL	LOQ	Dilution	Reference Method	Date/Time Prepared	Date/Time Analyzed	Analyst
71-55-6	1,1,1-Trichloroethane	3.3		ug/L	0.20	0.50	1	EPA 8260C	12/23/2021 09:00	12/23/2021 16:29	PD
Certifications: CTDOH,NELAC-NY10854,NJDEP,NELAC-NY12058,PADEP											
79-34-5	1,1,2,2-Tetrachloroethane	ND		ug/L	0.20	0.50	1	EPA 8260C	12/23/2021 09:00	12/23/2021 16:29	PD
Certifications: CTDOH,NELAC-NY10854,NJDEP,NELAC-NY12058,PADEP											
76-13-1	1,1,2-Trichloro-1,2,2-trifluoroethane (Freon 113)	ND		ug/L	0.20	0.50	1	EPA 8260C	12/23/2021 09:00	12/23/2021 16:29	PD
Certifications: CTDOH,NELAC-NY10854,NJDEP,NELAC-NY12058,PADEP											
79-00-5	1,1,2-Trichloroethane	ND		ug/L	0.20	0.50	1	EPA 8260C	12/23/2021 09:00	12/23/2021 16:29	PD
Certifications: CTDOH,NELAC-NY10854,NJDEP,NELAC-NY12058,PADEP											
75-34-3	1,1-Dichloroethane	3.8		ug/L	0.20	0.50	1	EPA 8260C	12/23/2021 09:00	12/23/2021 16:29	PD
Certifications: CTDOH,NELAC-NY10854,NJDEP,NELAC-NY12058,PADEP											
75-35-4	1,1-Dichloroethylene	1.0		ug/L	0.20	0.50	1	EPA 8260C	12/23/2021 09:00	12/23/2021 16:29	PD
Certifications: CTDOH,NELAC-NY10854,NJDEP,NELAC-NY12058,PADEP											
87-61-6	1,2,3-Trichlorobenzene	ND		ug/L	0.20	0.50	1	EPA 8260C	12/23/2021 09:00	12/23/2021 16:29	PD
Certifications: NELAC-NY10854,NJDEP,NELAC-NY12058,PADEP											
120-82-1	1,2,4-Trichlorobenzene	ND		ug/L	0.20	0.50	1	EPA 8260C	12/23/2021 09:00	12/23/2021 16:29	PD
Certifications: NELAC-NY10854,NJDEP,NELAC-NY12058,PADEP											
96-12-8	1,2-Dibromo-3-chloropropane	ND		ug/L	0.20	0.50	1	EPA 8260C	12/23/2021 09:00	12/23/2021 16:29	PD
Certifications: CTDOH,NELAC-NY10854,NJDEP,NELAC-NY12058,PADEP											
106-93-4	1,2-Dibromoethane	ND		ug/L	0.20	0.50	1	EPA 8260C	12/23/2021 09:00	12/23/2021 16:29	PD
Certifications: CTDOH,NELAC-NY10854,NJDEP,NELAC-NY12058,PADEP											
95-50-1	1,2-Dichlorobenzene	ND		ug/L	0.20	0.50	1	EPA 8260C	12/23/2021 09:00	12/23/2021 16:29	PD
Certifications: CTDOH,NELAC-NY10854,NJDEP,NELAC-NY12058,PADEP											
107-06-2	1,2-Dichloroethane	ND		ug/L	0.20	0.50	1	EPA 8260C	12/23/2021 09:00	12/23/2021 16:29	PD
Certifications: CTDOH,NELAC-NY10854,NJDEP,NELAC-NY12058,PADEP											



Sample Information

Client Sample ID: MW-27

York Sample ID: 21L1055-03

York Project (SDG) No.

Client Project ID

Matrix

Collection Date/Time

Date Received

21L1055

90618.00 Fuller Road

Water

December 16, 2021 1:45 pm

12/17/2021

Volatile Organics, 8260 - TCL/SOM (low level)

Log-in Notes:

Sample Notes:

Sample Prepared by Method: EPA 5030B

CAS No.	Parameter	Result	Flag	Units	Reported to LOD/MDL	LOQ	Dilution	Reference Method	Date/Time Prepared	Date/Time Analyzed	Analyst
78-87-5	1,2-Dichloropropane	ND		ug/L	0.20	0.50	1	EPA 8260C Certifications: CTDOH,NELAC-NY10854,NJDEP,NELAC-NY12058,PADEP	12/23/2021 09:00	12/23/2021 16:29	PD
541-73-1	1,3-Dichlorobenzene	ND		ug/L	0.20	0.50	1	EPA 8260C Certifications: CTDOH,NELAC-NY10854,NJDEP,NELAC-NY12058,PADEP	12/23/2021 09:00	12/23/2021 16:29	PD
106-46-7	1,4-Dichlorobenzene	ND		ug/L	0.20	0.50	1	EPA 8260C Certifications: CTDOH,NELAC-NY10854,NJDEP,NELAC-NY12058,PADEP	12/23/2021 09:00	12/23/2021 16:29	PD
78-93-3	2-Butanone	ND		ug/L	0.20	0.50	1	EPA 8260C Certifications: CTDOH,NELAC-NY10854,NJDEP,NELAC-NY12058,PADEP	12/23/2021 09:00	12/23/2021 16:29	PD
591-78-6	2-Hexanone	ND		ug/L	0.20	0.50	1	EPA 8260C Certifications: CTDOH,NELAC-NY10854,NJDEP,NELAC-NY12058,PADEP	12/23/2021 09:00	12/23/2021 16:29	PD
108-10-1	4-Methyl-2-pentanone	ND		ug/L	0.20	0.50	1	EPA 8260C Certifications: CTDOH,NELAC-NY10854,NJDEP,NELAC-NY12058,PADEP	12/23/2021 09:00	12/23/2021 16:29	PD
67-64-1	Acetone	ND		ug/L	1.0	2.0	1	EPA 8260C Certifications: CTDOH,NELAC-NY10854,NJDEP,NELAC-NY12058,PADEP	12/23/2021 09:00	12/23/2021 16:29	PD
71-43-2	Benzene	ND		ug/L	0.20	0.50	1	EPA 8260C Certifications: CTDOH,NELAC-NY10854,NJDEP,NELAC-NY12058,PADEP	12/23/2021 09:00	12/23/2021 16:29	PD
74-97-5	Bromochloromethane	ND		ug/L	0.20	0.50	1	EPA 8260C Certifications: NELAC-NY10854,NJDEP,NELAC-NY12058,PADEP	12/23/2021 09:00	12/23/2021 16:29	PD
75-27-4	Bromodichloromethane	ND		ug/L	0.20	0.50	1	EPA 8260C Certifications: CTDOH,NELAC-NY10854,NJDEP,NELAC-NY12058,PADEP	12/23/2021 09:00	12/23/2021 16:29	PD
75-25-2	Bromoform	ND		ug/L	0.20	0.50	1	EPA 8260C Certifications: CTDOH,NELAC-NY10854,NJDEP,NELAC-NY12058,PADEP	12/23/2021 09:00	12/23/2021 16:29	PD
74-83-9	Bromomethane	ND		ug/L	0.20	0.50	1	EPA 8260C Certifications: CTDOH,NELAC-NY10854,NJDEP,NELAC-NY12058,PADEP	12/23/2021 09:00	12/23/2021 16:29	PD
75-15-0	Carbon disulfide	ND		ug/L	0.20	0.50	1	EPA 8260C Certifications: CTDOH,NELAC-NY10854,NJDEP,NELAC-NY12058,PADEP	12/23/2021 09:00	12/23/2021 16:29	PD
56-23-5	Carbon tetrachloride	ND		ug/L	0.20	0.50	1	EPA 8260C Certifications: CTDOH,NELAC-NY10854,NJDEP,NELAC-NY12058,PADEP	12/23/2021 09:00	12/23/2021 16:29	PD
108-90-7	Chlorobenzene	ND		ug/L	0.20	0.50	1	EPA 8260C Certifications: CTDOH,NELAC-NY10854,NJDEP,NELAC-NY12058,PADEP	12/23/2021 09:00	12/23/2021 16:29	PD
75-00-3	Chloroethane	ND		ug/L	0.20	0.50	1	EPA 8260C Certifications: CTDOH,NELAC-NY10854,NJDEP,NELAC-NY12058,PADEP	12/23/2021 09:00	12/23/2021 16:29	PD
67-66-3	Chloroform	ND		ug/L	0.20	0.50	1	EPA 8260C Certifications: CTDOH,NELAC-NY10854,NJDEP,NELAC-NY12058,PADEP	12/23/2021 09:00	12/23/2021 16:29	PD
74-87-3	Chloromethane	ND		ug/L	0.20	0.50	1	EPA 8260C Certifications: CTDOH,NELAC-NY10854,NJDEP,NELAC-NY12058,PADEP	12/23/2021 09:00	12/23/2021 16:29	PD
156-59-2	cis-1,2-Dichloroethylene	59		ug/L	1.0	2.5	5	EPA 8260C Certifications: CTDOH,NELAC-NY10854,NJDEP,NELAC-NY12058,PADEP	12/27/2021 09:00	12/27/2021 14:27	OC
10061-01-5	cis-1,3-Dichloropropylene	ND		ug/L	0.20	0.50	1	EPA 8260C Certifications: CTDOH,NELAC-NY10854,NJDEP,NELAC-NY12058,PADEP	12/23/2021 09:00	12/23/2021 16:29	PD
110-82-7	Cyclohexane	ND		ug/L	0.20	0.50	1	EPA 8260C Certifications: NELAC-NY10854,NJDEP,NELAC-NY12058,PADEP	12/23/2021 09:00	12/23/2021 16:29	PD
124-48-1	Dibromochloromethane	ND		ug/L	0.20	0.50	1	EPA 8260C Certifications: CTDOH,NELAC-NY10854,NJDEP,NELAC-NY12058,PADEP	12/23/2021 09:00	12/23/2021 16:29	PD
75-71-8	Dichlorodifluoromethane	16		ug/L	0.20	0.50	1	EPA 8260C Certifications: NELAC-NY10854,NJDEP,NELAC-NY12058,PADEP	12/23/2021 09:00	12/23/2021 16:29	PD



Sample Information

Client Sample ID: MW-27

York Sample ID: 21L1055-03

York Project (SDG) No.

Client Project ID

Matrix

Collection Date/Time

Date Received

21L1055

90618.00 Fuller Road

Water

December 16, 2021 1:45 pm

12/17/2021

Volatile Organics, 8260 - TCL/SOM (low level)

Log-in Notes:

Sample Notes:

Sample Prepared by Method: EPA 5030B

CAS No.	Parameter	Result	Flag	Units	Reported to LOD/MDL	LOQ	Dilution	Reference Method	Date/Time Prepared	Date/Time Analyzed	Analyst
100-41-4	Ethyl Benzene	ND		ug/L	0.20	0.50	1	EPA 8260C Certifications: CTDOH,NELAC-NY10854,NJDEP,NELAC-NY12058,PADEP	12/23/2021 09:00	12/23/2021 16:29	PD
98-82-8	Isopropylbenzene	ND		ug/L	0.20	0.50	1	EPA 8260C Certifications: CTDOH,NELAC-NY10854,NJDEP,NELAC-NY12058,PADEP	12/23/2021 09:00	12/23/2021 16:29	PD
79-20-9	Methyl acetate	ND		ug/L	0.20	0.50	1	EPA 8260C Certifications: NELAC-NY10854,NJDEP,NELAC-NY12058,PADEP	12/23/2021 09:00	12/23/2021 16:29	PD
1634-04-4	Methyl tert-butyl ether (MTBE)	ND		ug/L	0.20	0.50	1	EPA 8260C Certifications: CTDOH,NELAC-NY10854,NJDEP,NELAC-NY12058,PADEP	12/23/2021 09:00	12/23/2021 16:29	PD
108-87-2	Methylcyclohexane	ND		ug/L	0.20	0.50	1	EPA 8260C Certifications: NELAC-NY10854,NJDEP,NELAC-NY12058,PADEP	12/23/2021 09:00	12/23/2021 16:29	PD
75-09-2	Methylene chloride	ND		ug/L	1.0	2.0	1	EPA 8260C Certifications: CTDOH,NELAC-NY10854,NJDEP,NELAC-NY12058,PADEP	12/23/2021 09:00	12/23/2021 16:29	PD
95-47-6	o-Xylene	ND		ug/L	0.20	0.50	1	EPA 8260C Certifications: CTDOH,NELAC-NY10854,NELAC-NY12058,PADEP	12/23/2021 09:00	12/23/2021 16:29	PD
179601-23-1	p- & m- Xylenes	ND		ug/L	0.50	1.0	1	EPA 8260C Certifications: CTDOH,NELAC-NY10854,NELAC-NY12058,PADEP	12/23/2021 09:00	12/23/2021 16:29	PD
100-42-5	Styrene	ND		ug/L	0.20	0.50	1	EPA 8260C Certifications: CTDOH,NELAC-NY10854,NJDEP,NELAC-NY12058,PADEP	12/23/2021 09:00	12/23/2021 16:29	PD
127-18-4	Tetrachloroethylene	36		ug/L	1.0	2.5	5	EPA 8260C Certifications: CTDOH,NELAC-NY10854,NJDEP,NELAC-NY12058,PADEP	12/27/2021 09:00	12/27/2021 14:27	OC
108-88-3	Toluene	ND		ug/L	0.20	0.50	1	EPA 8260C Certifications: CTDOH,NELAC-NY10854,NJDEP,NELAC-NY12058,PADEP	12/23/2021 09:00	12/23/2021 16:29	PD
156-60-5	trans-1,2-Dichloroethylene	0.50		ug/L	0.20	0.50	1	EPA 8260C Certifications: CTDOH,NELAC-NY10854,NJDEP,NELAC-NY12058,PADEP	12/23/2021 09:00	12/23/2021 16:29	PD
10061-02-6	trans-1,3-Dichloropropylene	ND		ug/L	0.20	0.50	1	EPA 8260C Certifications: CTDOH,NELAC-NY10854,NJDEP,NELAC-NY12058,PADEP	12/23/2021 09:00	12/23/2021 16:29	PD
79-01-6	Trichloroethylene	58		ug/L	0.20	0.50	1	EPA 8260C Certifications: CTDOH,NELAC-NY10854,NJDEP,NELAC-NY12058,PADEP	12/23/2021 09:00	12/23/2021 16:29	PD
75-69-4	Trichlorofluoromethane	17		ug/L	0.20	0.50	1	EPA 8260C Certifications: CTDOH,NELAC-NY10854,NJDEP,NELAC-NY12058,PADEP	12/23/2021 09:00	12/23/2021 16:29	PD
75-01-4	Vinyl Chloride	4.3		ug/L	0.20	0.50	1	EPA 8260C Certifications: CTDOH,NELAC-NY10854,NJDEP,NELAC-NY12058,PADEP	12/23/2021 09:00	12/23/2021 16:29	PD
1330-20-7	Xylenes, Total	ND		ug/L	0.60	1.5	1	EPA 8260C Certifications: CTDOH,NELAC-NY10854,NJDEP,NELAC-NY12058	12/23/2021 09:00	12/23/2021 16:29	PD
Surrogate Recoveries		Result	Acceptance Range								
17060-07-0	Surrogate: SURRE: 1,2-Dichloroethane-d4	98.2 %	69-130								
2037-26-5	Surrogate: SURRE: Toluene-d8	101 %	81-117								
460-00-4	Surrogate: SURRE: p-Bromofluorobenzene	104 %	79-122								



Sample Information

Client Sample ID: MW-30

York Sample ID: 21L1055-04

York Project (SDG) No.

Client Project ID

Matrix

Collection Date/Time

Date Received

21L1055

90618.00 Fuller Road

Water

December 16, 2021 10:20 am

12/17/2021

Volatile Organics, 8260 - TCL/SOM (low level)

Log-in Notes:

Sample Notes:

Sample Prepared by Method: EPA 5030B

CAS No.	Parameter	Result	Flag	Units	Reported to LOD/MDL	LOQ	Dilution	Reference Method	Date/Time Prepared	Date/Time Analyzed	Analyst
71-55-6	1,1,1-Trichloroethane	16		ug/L	0.20	0.50	1	EPA 8260C Certifications: CTDOH,NELAC-NY10854,NJDEP,NELAC-NY12058,PADEP	12/23/2021 09:00	12/23/2021 16:56	PD
79-34-5	1,1,2,2-Tetrachloroethane	ND		ug/L	0.20	0.50	1	EPA 8260C Certifications: CTDOH,NELAC-NY10854,NJDEP,NELAC-NY12058,PADEP	12/23/2021 09:00	12/23/2021 16:56	PD
76-13-1	1,1,2-Trichloro-1,2,2-trifluoroethane (Freon 113)	ND		ug/L	0.20	0.50	1	EPA 8260C Certifications: CTDOH,NELAC-NY10854,NJDEP,NELAC-NY12058,PADEP	12/23/2021 09:00	12/23/2021 16:56	PD
79-00-5	1,1,2-Trichloroethane	ND		ug/L	0.20	0.50	1	EPA 8260C Certifications: CTDOH,NELAC-NY10854,NJDEP,NELAC-NY12058,PADEP	12/23/2021 09:00	12/23/2021 16:56	PD
75-34-3	1,1-Dichloroethane	10		ug/L	2.0	5.0	10	EPA 8260C Certifications: CTDOH,NELAC-NY10854,NJDEP,NELAC-NY12058,PADEP	12/27/2021 09:00	12/27/2021 15:21	OC
75-35-4	1,1-Dichloroethylene	9.4		ug/L	0.20	0.50	1	EPA 8260C Certifications: CTDOH,NELAC-NY10854,NJDEP,NELAC-NY12058,PADEP	12/23/2021 09:00	12/23/2021 16:56	PD
87-61-6	1,2,3-Trichlorobenzene	ND		ug/L	0.20	0.50	1	EPA 8260C Certifications: NELAC-NY10854,NJDEP,NELAC-NY12058,PADEP	12/23/2021 09:00	12/23/2021 16:56	PD
120-82-1	1,2,4-Trichlorobenzene	ND		ug/L	0.20	0.50	1	EPA 8260C Certifications: NELAC-NY10854,NJDEP,NELAC-NY12058,PADEP	12/23/2021 09:00	12/23/2021 16:56	PD
96-12-8	1,2-Dibromo-3-chloropropane	ND		ug/L	0.20	0.50	1	EPA 8260C Certifications: CTDOH,NELAC-NY10854,NJDEP,NELAC-NY12058,PADEP	12/23/2021 09:00	12/23/2021 16:56	PD
106-93-4	1,2-Dibromoethane	ND		ug/L	0.20	0.50	1	EPA 8260C Certifications: CTDOH,NELAC-NY10854,NJDEP,NELAC-NY12058,PADEP	12/23/2021 09:00	12/23/2021 16:56	PD
95-50-1	1,2-Dichlorobenzene	ND		ug/L	0.20	0.50	1	EPA 8260C Certifications: CTDOH,NELAC-NY10854,NJDEP,NELAC-NY12058,PADEP	12/23/2021 09:00	12/23/2021 16:56	PD
107-06-2	1,2-Dichloroethane	ND		ug/L	0.20	0.50	1	EPA 8260C Certifications: CTDOH,NELAC-NY10854,NJDEP,NELAC-NY12058,PADEP	12/23/2021 09:00	12/23/2021 16:56	PD
78-87-5	1,2-Dichloropropane	ND		ug/L	0.20	0.50	1	EPA 8260C Certifications: CTDOH,NELAC-NY10854,NJDEP,NELAC-NY12058,PADEP	12/23/2021 09:00	12/23/2021 16:56	PD
541-73-1	1,3-Dichlorobenzene	ND		ug/L	0.20	0.50	1	EPA 8260C Certifications: CTDOH,NELAC-NY10854,NJDEP,NELAC-NY12058,PADEP	12/23/2021 09:00	12/23/2021 16:56	PD
106-46-7	1,4-Dichlorobenzene	ND		ug/L	0.20	0.50	1	EPA 8260C Certifications: CTDOH,NELAC-NY10854,NJDEP,NELAC-NY12058,PADEP	12/23/2021 09:00	12/23/2021 16:56	PD
78-93-3	2-Butanone	ND		ug/L	0.20	0.50	1	EPA 8260C Certifications: CTDOH,NELAC-NY10854,NJDEP,NELAC-NY12058,PADEP	12/23/2021 09:00	12/23/2021 16:56	PD
591-78-6	2-Hexanone	ND		ug/L	0.20	0.50	1	EPA 8260C Certifications: CTDOH,NELAC-NY10854,NJDEP,NELAC-NY12058,PADEP	12/23/2021 09:00	12/23/2021 16:56	PD
108-10-1	4-Methyl-2-pentanone	ND		ug/L	0.20	0.50	1	EPA 8260C Certifications: CTDOH,NELAC-NY10854,NJDEP,NELAC-NY12058,PADEP	12/23/2021 09:00	12/23/2021 16:56	PD
67-64-1	Acetone	ND		ug/L	1.0	2.0	1	EPA 8260C Certifications: CTDOH,NELAC-NY10854,NJDEP,NELAC-NY12058,PADEP	12/23/2021 09:00	12/23/2021 16:56	PD
71-43-2	Benzene	0.70		ug/L	0.20	0.50	1	EPA 8260C Certifications: CTDOH,NELAC-NY10854,NJDEP,NELAC-NY12058,PADEP	12/23/2021 09:00	12/23/2021 16:56	PD
74-97-5	Bromochloromethane	ND		ug/L	0.20	0.50	1	EPA 8260C Certifications: NELAC-NY10854,NJDEP,NELAC-NY12058,PADEP	12/23/2021 09:00	12/23/2021 16:56	PD
75-27-4	Bromodichloromethane	ND		ug/L	0.20	0.50	1	EPA 8260C Certifications: CTDOH,NELAC-NY10854,NJDEP,NELAC-NY12058,PADEP	12/23/2021 09:00	12/23/2021 16:56	PD
75-25-2	Bromoform	ND		ug/L	0.20	0.50	1	EPA 8260C Certifications: CTDOH,NELAC-NY10854,NJDEP,NELAC-NY12058,PADEP	12/23/2021 09:00	12/23/2021 16:56	PD



Sample Information

Client Sample ID: MW-30

York Sample ID: 21L1055-04

York Project (SDG) No.

Client Project ID

Matrix

Collection Date/Time

Date Received

21L1055

90618.00 Fuller Road

Water

December 16, 2021 10:20 am

12/17/2021

Volatile Organics, 8260 - TCL/SOM (low level)

Log-in Notes:

Sample Notes:

Sample Prepared by Method: EPA 5030B

CAS No.	Parameter	Result	Flag	Units	Reported to LOD/MDL	LOQ	Dilution	Reference Method	Date/Time Prepared	Date/Time Analyzed	Analyst
74-83-9	Bromomethane	ND		ug/L	0.20	0.50	1	EPA 8260C Certifications: CTDOH,NELAC-NY10854,NJDEP,NELAC-NY12058,PADEP	12/23/2021 09:00	12/23/2021 16:56	PD
75-15-0	Carbon disulfide	ND		ug/L	0.20	0.50	1	EPA 8260C Certifications: CTDOH,NELAC-NY10854,NJDEP,NELAC-NY12058,PADEP	12/23/2021 09:00	12/23/2021 16:56	PD
56-23-5	Carbon tetrachloride	ND		ug/L	0.20	0.50	1	EPA 8260C Certifications: CTDOH,NELAC-NY10854,NJDEP,NELAC-NY12058,PADEP	12/23/2021 09:00	12/23/2021 16:56	PD
108-90-7	Chlorobenzene	ND		ug/L	0.20	0.50	1	EPA 8260C Certifications: CTDOH,NELAC-NY10854,NJDEP,NELAC-NY12058,PADEP	12/23/2021 09:00	12/23/2021 16:56	PD
75-00-3	Chloroethane	33		ug/L	0.20	0.50	1	EPA 8260C Certifications: CTDOH,NELAC-NY10854,NJDEP,NELAC-NY12058,PADEP	12/23/2021 09:00	12/23/2021 16:56	PD
67-66-3	Chloroform	ND		ug/L	0.20	0.50	1	EPA 8260C Certifications: CTDOH,NELAC-NY10854,NJDEP,NELAC-NY12058,PADEP	12/23/2021 09:00	12/23/2021 16:56	PD
74-87-3	Chloromethane	0.24	J	ug/L	0.20	0.50	1	EPA 8260C Certifications: CTDOH,NELAC-NY10854,NJDEP,NELAC-NY12058,PADEP	12/23/2021 09:00	12/23/2021 16:56	PD
156-59-2	cis-1,2-Dichloroethylene	45		ug/L	2.0	5.0	10	EPA 8260C Certifications: CTDOH,NELAC-NY10854,NJDEP,NELAC-NY12058,PADEP	12/27/2021 09:00	12/27/2021 15:21	OC
10061-01-5	cis-1,3-Dichloropropylene	ND		ug/L	0.20	0.50	1	EPA 8260C Certifications: CTDOH,NELAC-NY10854,NJDEP,NELAC-NY12058,PADEP	12/23/2021 09:00	12/23/2021 16:56	PD
110-82-7	Cyclohexane	ND		ug/L	0.20	0.50	1	EPA 8260C Certifications: NELAC-NY10854,NJDEP,NELAC-NY12058,PADEP	12/23/2021 09:00	12/23/2021 16:56	PD
124-48-1	Dibromochloromethane	ND		ug/L	0.20	0.50	1	EPA 8260C Certifications: CTDOH,NELAC-NY10854,NJDEP,NELAC-NY12058,PADEP	12/23/2021 09:00	12/23/2021 16:56	PD
75-71-8	Dichlorodifluoromethane	1.5		ug/L	0.20	0.50	1	EPA 8260C Certifications: NELAC-NY10854,NJDEP,NELAC-NY12058,PADEP	12/23/2021 09:00	12/23/2021 16:56	PD
100-41-4	Ethyl Benzene	3.8		ug/L	0.20	0.50	1	EPA 8260C Certifications: CTDOH,NELAC-NY10854,NJDEP,NELAC-NY12058,PADEP	12/23/2021 09:00	12/23/2021 16:56	PD
98-82-8	Isopropylbenzene	0.59		ug/L	0.20	0.50	1	EPA 8260C Certifications: CTDOH,NELAC-NY10854,NJDEP,NELAC-NY12058,PADEP	12/23/2021 09:00	12/23/2021 16:56	PD
79-20-9	Methyl acetate	ND		ug/L	0.20	0.50	1	EPA 8260C Certifications: NELAC-NY10854,NJDEP,NELAC-NY12058,PADEP	12/23/2021 09:00	12/23/2021 16:56	PD
1634-04-4	Methyl tert-butyl ether (MTBE)	ND		ug/L	0.20	0.50	1	EPA 8260C Certifications: CTDOH,NELAC-NY10854,NJDEP,NELAC-NY12058,PADEP	12/23/2021 09:00	12/23/2021 16:56	PD
108-87-2	Methylcyclohexane	ND		ug/L	0.20	0.50	1	EPA 8260C Certifications: NELAC-NY10854,NJDEP,NELAC-NY12058,PADEP	12/23/2021 09:00	12/23/2021 16:56	PD
75-09-2	Methylene chloride	ND		ug/L	1.0	2.0	1	EPA 8260C Certifications: CTDOH,NELAC-NY10854,NJDEP,NELAC-NY12058,PADEP	12/23/2021 09:00	12/23/2021 16:56	PD
95-47-6	o-Xylene	2.3		ug/L	0.20	0.50	1	EPA 8260C Certifications: CTDOH,NELAC-NY10854,NELAC-NY12058,PADEP	12/23/2021 09:00	12/23/2021 16:56	PD
179601-23-1	p- & m- Xylenes	1.7		ug/L	0.50	1.0	1	EPA 8260C Certifications: CTDOH,NELAC-NY10854,NELAC-NY12058,PADEP	12/23/2021 09:00	12/23/2021 16:56	PD
100-42-5	Styrene	ND		ug/L	0.20	0.50	1	EPA 8260C Certifications: CTDOH,NELAC-NY10854,NJDEP,NELAC-NY12058,PADEP	12/23/2021 09:00	12/23/2021 16:56	PD
127-18-4	Tetrachloroethylene	44		ug/L	0.20	0.50	1	EPA 8260C Certifications: CTDOH,NELAC-NY10854,NJDEP,NELAC-NY12058,PADEP	12/23/2021 09:00	12/23/2021 16:56	PD
108-88-3	Toluene	4.6		ug/L	0.20	0.50	1	EPA 8260C Certifications: CTDOH,NELAC-NY10854,NJDEP,NELAC-NY12058,PADEP	12/23/2021 09:00	12/23/2021 16:56	PD



Sample Information

Client Sample ID: MW-30

York Sample ID: 21L1055-04

<u>York Project (SDG) No.</u> 21L1055	<u>Client Project ID</u> 90618.00 Fuller Road	<u>Matrix</u> Water	<u>Collection Date/Time</u> December 16, 2021 10:20 am	<u>Date Received</u> 12/17/2021
--	--	------------------------	---	------------------------------------

Volatile Organics, 8260 - TCL/SOM (low level)

Log-in Notes:

Sample Notes:

Sample Prepared by Method: EPA 5030B

CAS No.	Parameter	Result	Flag	Units	Reported to LOD/MDL	LOQ	Dilution	Reference Method	Date/Time Prepared	Date/Time Analyzed	Analyst
156-60-5	trans-1,2-Dichloroethylene	1.8		ug/L	0.20	0.50	1	EPA 8260C Certifications: CTDOH,NELAC-NY10854,NJDEP,NELAC-NY12058,PADEP	12/23/2021 09:00	12/23/2021 16:56	PD
10061-02-6	trans-1,3-Dichloropropylene	ND		ug/L	0.20	0.50	1	EPA 8260C Certifications: CTDOH,NELAC-NY10854,NJDEP,NELAC-NY12058,PADEP	12/23/2021 09:00	12/23/2021 16:56	PD
79-01-6	Trichloroethylene	35		ug/L	0.20	0.50	1	EPA 8260C Certifications: CTDOH,NELAC-NY10854,NJDEP,NELAC-NY12058,PADEP	12/23/2021 09:00	12/23/2021 16:56	PD
75-69-4	Trichlorofluoromethane	ND		ug/L	0.20	0.50	1	EPA 8260C Certifications: CTDOH,NELAC-NY10854,NJDEP,NELAC-NY12058,PADEP	12/23/2021 09:00	12/23/2021 16:56	PD
75-01-4	Vinyl Chloride	13		ug/L	2.0	5.0	10	EPA 8260C Certifications: CTDOH,NELAC-NY10854,NJDEP,NELAC-NY12058,PADEP	12/27/2021 09:00	12/27/2021 15:21	OC
1330-20-7	Xylenes, Total	4.0		ug/L	0.60	1.5	1	EPA 8260C Certifications: CTDOH,NELAC-NY10854,NJDEP,NELAC-NY12058	12/23/2021 09:00	12/23/2021 16:56	PD
Surrogate Recoveries		Result	Acceptance Range								
17060-07-0	Surrogate: <i>SURR: 1,2-Dichloroethane-d4</i>	105 %	69-130								
2037-26-5	Surrogate: <i>SURR: Toluene-d8</i>	103 %	81-117								
460-00-4	Surrogate: <i>SURR: p-Bromofluorobenzene</i>	105 %	79-122								

Sample Information

Client Sample ID: MW-32

York Sample ID: 21L1055-05

<u>York Project (SDG) No.</u> 21L1055	<u>Client Project ID</u> 90618.00 Fuller Road	<u>Matrix</u> Water	<u>Collection Date/Time</u> December 16, 2021 9:40 am	<u>Date Received</u> 12/17/2021
--	--	------------------------	--	------------------------------------

Volatile Organics, 8260 - TCL/SOM (low level)

Log-in Notes:

Sample Notes:

Sample Prepared by Method: EPA 5030B

CAS No.	Parameter	Result	Flag	Units	Reported to LOD/MDL	LOQ	Dilution	Reference Method	Date/Time Prepared	Date/Time Analyzed	Analyst
71-55-6	1,1,1-Trichloroethane	1200		ug/L	10	25	50	EPA 8260C Certifications: CTDOH,NELAC-NY10854,NJDEP,NELAC-NY12058,PADEP	12/28/2021 09:00	12/28/2021 11:10	OC
79-34-5	1,1,2,2-Tetrachloroethane	ND		ug/L	0.20	0.50	1	EPA 8260C Certifications: CTDOH,NELAC-NY10854,NJDEP,NELAC-NY12058,PADEP	12/23/2021 09:00	12/23/2021 17:23	PD
76-13-1	1,1,2-Trichloro-1,2,2-trifluoroethane (Freon 113)	ND		ug/L	0.20	0.50	1	EPA 8260C Certifications: CTDOH,NELAC-NY10854,NJDEP,NELAC-NY12058,PADEP	12/23/2021 09:00	12/23/2021 17:23	PD
79-00-5	1,1,2-Trichloroethane	ND		ug/L	0.20	0.50	1	EPA 8260C Certifications: CTDOH,NELAC-NY10854,NJDEP,NELAC-NY12058,PADEP	12/23/2021 09:00	12/23/2021 17:23	PD
75-34-3	1,1-Dichloroethane	180		ug/L	10	25	50	EPA 8260C Certifications: CTDOH,NELAC-NY10854,NJDEP,NELAC-NY12058,PADEP	12/28/2021 09:00	12/28/2021 11:10	OC
75-35-4	1,1-Dichloroethylene	74		ug/L	10	25	50	EPA 8260C Certifications: CTDOH,NELAC-NY10854,NJDEP,NELAC-NY12058,PADEP	12/28/2021 09:00	12/28/2021 11:10	OC
87-61-6	1,2,3-Trichlorobenzene	ND		ug/L	0.20	0.50	1	EPA 8260C Certifications: NELAC-NY10854,NJDEP,NELAC-NY12058,PADEP	12/23/2021 09:00	12/23/2021 17:23	PD



Sample Information

Client Sample ID: MW-32

York Sample ID: 21L1055-05

York Project (SDG) No.

Client Project ID

Matrix

Collection Date/Time

Date Received

21L1055

90618.00 Fuller Road

Water

December 16, 2021 9:40 am

12/17/2021

Volatile Organics, 8260 - TCL/SOM (low level)

Log-in Notes:

Sample Notes:

Sample Prepared by Method: EPA 5030B

CAS No.	Parameter	Result	Flag	Units	Reported to LOD/MDL	LOQ	Dilution	Reference Method	Date/Time Prepared	Date/Time Analyzed	Analyst
120-82-1	1,2,4-Trichlorobenzene	ND		ug/L	0.20	0.50	1	EPA 8260C Certifications: NELAC-NY10854,NJDEP,NELAC-NY12058,PADEP	12/23/2021 09:00	12/23/2021 17:23	PD
96-12-8	1,2-Dibromo-3-chloropropane	ND		ug/L	0.20	0.50	1	EPA 8260C Certifications: CTDOH,NELAC-NY10854,NJDEP,NELAC-NY12058,PADEP	12/23/2021 09:00	12/23/2021 17:23	PD
106-93-4	1,2-Dibromoethane	ND		ug/L	0.20	0.50	1	EPA 8260C Certifications: CTDOH,NELAC-NY10854,NJDEP,NELAC-NY12058,PADEP	12/23/2021 09:00	12/23/2021 17:23	PD
95-50-1	1,2-Dichlorobenzene	ND		ug/L	0.20	0.50	1	EPA 8260C Certifications: CTDOH,NELAC-NY10854,NJDEP,NELAC-NY12058,PADEP	12/23/2021 09:00	12/23/2021 17:23	PD
107-06-2	1,2-Dichloroethane	ND		ug/L	0.20	0.50	1	EPA 8260C Certifications: CTDOH,NELAC-NY10854,NJDEP,NELAC-NY12058,PADEP	12/23/2021 09:00	12/23/2021 17:23	PD
78-87-5	1,2-Dichloropropane	ND		ug/L	0.20	0.50	1	EPA 8260C Certifications: CTDOH,NELAC-NY10854,NJDEP,NELAC-NY12058,PADEP	12/23/2021 09:00	12/23/2021 17:23	PD
541-73-1	1,3-Dichlorobenzene	ND		ug/L	0.20	0.50	1	EPA 8260C Certifications: CTDOH,NELAC-NY10854,NJDEP,NELAC-NY12058,PADEP	12/23/2021 09:00	12/23/2021 17:23	PD
106-46-7	1,4-Dichlorobenzene	ND		ug/L	0.20	0.50	1	EPA 8260C Certifications: CTDOH,NELAC-NY10854,NJDEP,NELAC-NY12058,PADEP	12/23/2021 09:00	12/23/2021 17:23	PD
78-93-3	2-Butanone	ND		ug/L	0.20	0.50	1	EPA 8260C Certifications: CTDOH,NELAC-NY10854,NJDEP,NELAC-NY12058,PADEP	12/23/2021 09:00	12/23/2021 17:23	PD
591-78-6	2-Hexanone	ND		ug/L	0.20	0.50	1	EPA 8260C Certifications: CTDOH,NELAC-NY10854,NJDEP,NELAC-NY12058,PADEP	12/23/2021 09:00	12/23/2021 17:23	PD
108-10-1	4-Methyl-2-pentanone	ND		ug/L	0.20	0.50	1	EPA 8260C Certifications: CTDOH,NELAC-NY10854,NJDEP,NELAC-NY12058,PADEP	12/23/2021 09:00	12/23/2021 17:23	PD
67-64-1	Acetone	ND		ug/L	1.0	2.0	1	EPA 8260C Certifications: CTDOH,NELAC-NY10854,NJDEP,NELAC-NY12058,PADEP	12/23/2021 09:00	12/23/2021 17:23	PD
71-43-2	Benzene	0.46	J	ug/L	0.20	0.50	1	EPA 8260C Certifications: CTDOH,NELAC-NY10854,NJDEP,NELAC-NY12058,PADEP	12/23/2021 09:00	12/23/2021 17:23	PD
74-97-5	Bromochloromethane	ND		ug/L	0.20	0.50	1	EPA 8260C Certifications: NELAC-NY10854,NJDEP,NELAC-NY12058,PADEP	12/23/2021 09:00	12/23/2021 17:23	PD
75-27-4	Bromodichloromethane	ND		ug/L	0.20	0.50	1	EPA 8260C Certifications: CTDOH,NELAC-NY10854,NJDEP,NELAC-NY12058,PADEP	12/23/2021 09:00	12/23/2021 17:23	PD
75-25-2	Bromoform	ND		ug/L	0.20	0.50	1	EPA 8260C Certifications: CTDOH,NELAC-NY10854,NJDEP,NELAC-NY12058,PADEP	12/23/2021 09:00	12/23/2021 17:23	PD
74-83-9	Bromomethane	ND		ug/L	0.20	0.50	1	EPA 8260C Certifications: CTDOH,NELAC-NY10854,NJDEP,NELAC-NY12058,PADEP	12/23/2021 09:00	12/23/2021 17:23	PD
75-15-0	Carbon disulfide	ND		ug/L	0.20	0.50	1	EPA 8260C Certifications: CTDOH,NELAC-NY10854,NJDEP,NELAC-NY12058,PADEP	12/23/2021 09:00	12/23/2021 17:23	PD
56-23-5	Carbon tetrachloride	ND		ug/L	0.20	0.50	1	EPA 8260C Certifications: CTDOH,NELAC-NY10854,NJDEP,NELAC-NY12058,PADEP	12/23/2021 09:00	12/23/2021 17:23	PD
108-90-7	Chlorobenzene	ND		ug/L	0.20	0.50	1	EPA 8260C Certifications: CTDOH,NELAC-NY10854,NJDEP,NELAC-NY12058,PADEP	12/23/2021 09:00	12/23/2021 17:23	PD
75-00-3	Chloroethane	ND		ug/L	0.20	0.50	1	EPA 8260C Certifications: CTDOH,NELAC-NY10854,NJDEP,NELAC-NY12058,PADEP	12/23/2021 09:00	12/23/2021 17:23	PD
67-66-3	Chloroform	ND		ug/L	0.20	0.50	1	EPA 8260C Certifications: CTDOH,NELAC-NY10854,NJDEP,NELAC-NY12058,PADEP	12/23/2021 09:00	12/23/2021 17:23	PD
74-87-3	Chloromethane	3.0		ug/L	0.20	0.50	1	EPA 8260C Certifications: CTDOH,NELAC-NY10854,NJDEP,NELAC-NY12058,PADEP	12/23/2021 09:00	12/23/2021 17:23	PD



Sample Information

Client Sample ID: MW-32

York Sample ID: 21L1055-05

York Project (SDG) No.

Client Project ID

Matrix

Collection Date/Time

Date Received

21L1055

90618.00 Fuller Road

Water

December 16, 2021 9:40 am

12/17/2021

Volatile Organics, 8260 - TCL/SOM (low level)

Log-in Notes:

Sample Notes:

Sample Prepared by Method: EPA 5030B

CAS No.	Parameter	Result	Flag	Units	Reported to LOD/MDL	LOQ	Dilution	Reference Method	Date/Time Prepared	Date/Time Analyzed	Analyst
156-59-2	cis-1,2-Dichloroethylene	2300		ug/L	10	25	50	EPA 8260C Certifications: CTDOH,NELAC-NY10854,NJDEP,NELAC-NY12058,PADEP	12/28/2021 09:00	12/28/2021 11:10	OC
10061-01-5	cis-1,3-Dichloropropylene	ND		ug/L	0.20	0.50	1	EPA 8260C Certifications: CTDOH,NELAC-NY10854,NJDEP,NELAC-NY12058,PADEP	12/23/2021 09:00	12/23/2021 17:23	PD
110-82-7	Cyclohexane	ND		ug/L	0.20	0.50	1	EPA 8260C Certifications: NELAC-NY10854,NJDEP,NELAC-NY12058,PADEP	12/23/2021 09:00	12/23/2021 17:23	PD
124-48-1	Dibromochloromethane	ND		ug/L	0.20	0.50	1	EPA 8260C Certifications: CTDOH,NELAC-NY10854,NJDEP,NELAC-NY12058,PADEP	12/23/2021 09:00	12/23/2021 17:23	PD
75-71-8	Dichlorodifluoromethane	2.0		ug/L	0.20	0.50	1	EPA 8260C Certifications: NELAC-NY10854,NJDEP,NELAC-NY12058,PADEP	12/23/2021 09:00	12/23/2021 17:23	PD
100-41-4	Ethyl Benzene	ND		ug/L	0.20	0.50	1	EPA 8260C Certifications: CTDOH,NELAC-NY10854,NJDEP,NELAC-NY12058,PADEP	12/23/2021 09:00	12/23/2021 17:23	PD
98-82-8	Isopropylbenzene	ND		ug/L	0.20	0.50	1	EPA 8260C Certifications: CTDOH,NELAC-NY10854,NJDEP,NELAC-NY12058,PADEP	12/23/2021 09:00	12/23/2021 17:23	PD
79-20-9	Methyl acetate	ND		ug/L	0.20	0.50	1	EPA 8260C Certifications: NELAC-NY10854,NJDEP,NELAC-NY12058,PADEP	12/23/2021 09:00	12/23/2021 17:23	PD
1634-04-4	Methyl tert-butyl ether (MTBE)	ND		ug/L	0.20	0.50	1	EPA 8260C Certifications: CTDOH,NELAC-NY10854,NJDEP,NELAC-NY12058,PADEP	12/23/2021 09:00	12/23/2021 17:23	PD
108-87-2	Methylcyclohexane	1.1		ug/L	0.20	0.50	1	EPA 8260C Certifications: NELAC-NY10854,NJDEP,NELAC-NY12058,PADEP	12/23/2021 09:00	12/23/2021 17:23	PD
75-09-2	Methylene chloride	ND		ug/L	1.0	2.0	1	EPA 8260C Certifications: CTDOH,NELAC-NY10854,NJDEP,NELAC-NY12058,PADEP	12/23/2021 09:00	12/23/2021 17:23	PD
95-47-6	o-Xylene	ND		ug/L	0.20	0.50	1	EPA 8260C Certifications: CTDOH,NELAC-NY10854,NELAC-NY12058,PADEP	12/23/2021 09:00	12/23/2021 17:23	PD
179601-23-1	p- & m- Xylenes	ND		ug/L	0.50	1.0	1	EPA 8260C Certifications: CTDOH,NELAC-NY10854,NELAC-NY12058,PADEP	12/23/2021 09:00	12/23/2021 17:23	PD
100-42-5	Styrene	ND		ug/L	0.20	0.50	1	EPA 8260C Certifications: CTDOH,NELAC-NY10854,NJDEP,NELAC-NY12058,PADEP	12/23/2021 09:00	12/23/2021 17:23	PD
127-18-4	Tetrachloroethylene	4700		ug/L	20	50	100	EPA 8260C Certifications: CTDOH,NELAC-NY10854,NJDEP,NELAC-NY12058,PADEP	12/29/2021 09:00	12/29/2021 11:32	OC
108-88-3	Toluene	1.3		ug/L	0.20	0.50	1	EPA 8260C Certifications: CTDOH,NELAC-NY10854,NJDEP,NELAC-NY12058,PADEP	12/23/2021 09:00	12/23/2021 17:23	PD
156-60-5	trans-1,2-Dichloroethylene	38		ug/L	0.20	0.50	1	EPA 8260C Certifications: CTDOH,NELAC-NY10854,NJDEP,NELAC-NY12058,PADEP	12/23/2021 09:00	12/23/2021 17:23	PD
10061-02-6	trans-1,3-Dichloropropylene	ND		ug/L	0.20	0.50	1	EPA 8260C Certifications: CTDOH,NELAC-NY10854,NJDEP,NELAC-NY12058,PADEP	12/23/2021 09:00	12/23/2021 17:23	PD
79-01-6	Trichloroethylene	170		ug/L	10	25	50	EPA 8260C Certifications: CTDOH,NELAC-NY10854,NJDEP,NELAC-NY12058,PADEP	12/28/2021 09:00	12/28/2021 11:10	OC
75-69-4	Trichlorofluoromethane	3.7		ug/L	0.20	0.50	1	EPA 8260C Certifications: CTDOH,NELAC-NY10854,NJDEP,NELAC-NY12058,PADEP	12/23/2021 09:00	12/23/2021 17:23	PD
75-01-4	Vinyl Chloride	0.87		ug/L	0.20	0.50	1	EPA 8260C Certifications: CTDOH,NELAC-NY10854,NJDEP,NELAC-NY12058,PADEP	12/23/2021 09:00	12/23/2021 17:23	PD
1330-20-7	Xylenes, Total	ND		ug/L	0.60	1.5	1	EPA 8260C Certifications: CTDOH,NELAC-NY10854,NJDEP,NELAC-NY12058	12/23/2021 09:00	12/23/2021 17:23	PD

Surrogate Recoveries

Result

Acceptance Range



Sample Information

Client Sample ID: MW-32

York Sample ID: 21L1055-05

<u>York Project (SDG) No.</u> 21L1055	<u>Client Project ID</u> 90618.00 Fuller Road	<u>Matrix</u> Water	<u>Collection Date/Time</u> December 16, 2021 9:40 am	<u>Date Received</u> 12/17/2021
--	--	------------------------	--	------------------------------------

Volatile Organics, 8260 - TCL/SOM (low level)

Log-in Notes:

Sample Notes:

Sample Prepared by Method: EPA 5030B

CAS No.	Parameter	Result	Flag	Units	Reported to LOD/MDL	LOQ	Dilution	Reference Method	Date/Time Prepared	Date/Time Analyzed	Analyst
17060-07-0	Surrogate: SURRE: 1,2-Dichloroethane-d4	104 %			69-130						
2037-26-5	Surrogate: SURRE: Toluene-d8	103 %			81-117						
460-00-4	Surrogate: SURRE: p-Bromofluorobenzene	104 %			79-122						

Sample Information

Client Sample ID: MW-33

York Sample ID: 21L1055-06

<u>York Project (SDG) No.</u> 21L1055	<u>Client Project ID</u> 90618.00 Fuller Road	<u>Matrix</u> Water	<u>Collection Date/Time</u> December 16, 2021 9:05 am	<u>Date Received</u> 12/17/2021
--	--	------------------------	--	------------------------------------

Volatile Organics, 8260 - TCL/SOM (low level)

Log-in Notes:

Sample Notes:

Sample Prepared by Method: EPA 5030B

CAS No.	Parameter	Result	Flag	Units	Reported to LOD/MDL	LOQ	Dilution	Reference Method	Date/Time Prepared	Date/Time Analyzed	Analyst
71-55-6	1,1,1-Trichloroethane	0.48	J	ug/L	0.20	0.50	1	EPA 8260C Certifications: CTDOH,NELAC-NY10854,NJDEP,NELAC-NY12058,PADEP	12/27/2021 09:00	12/27/2021 15:48	OC
79-34-5	1,1,2,2-Tetrachloroethane	ND		ug/L	0.20	0.50	1	EPA 8260C Certifications: CTDOH,NELAC-NY10854,NJDEP,NELAC-NY12058,PADEP	12/27/2021 09:00	12/27/2021 15:48	OC
76-13-1	1,1,2-Trichloro-1,2,2-trifluoroethane (Freon 113)	ND		ug/L	0.20	0.50	1	EPA 8260C Certifications: CTDOH,NELAC-NY10854,NJDEP,NELAC-NY12058,PADEP	12/27/2021 09:00	12/27/2021 15:48	OC
79-00-5	1,1,2-Trichloroethane	ND		ug/L	0.20	0.50	1	EPA 8260C Certifications: CTDOH,NELAC-NY10854,NJDEP,NELAC-NY12058,PADEP	12/27/2021 09:00	12/27/2021 15:48	OC
75-34-3	1,1-Dichloroethane	59		ug/L	0.20	0.50	1	EPA 8260C Certifications: CTDOH,NELAC-NY10854,NJDEP,NELAC-NY12058,PADEP	12/27/2021 09:00	12/27/2021 15:48	OC
75-35-4	1,1-Dichloroethylene	2.9		ug/L	0.20	0.50	1	EPA 8260C Certifications: CTDOH,NELAC-NY10854,NJDEP,NELAC-NY12058,PADEP	12/27/2021 09:00	12/27/2021 15:48	OC
87-61-6	1,2,3-Trichlorobenzene	ND		ug/L	0.20	0.50	1	EPA 8260C Certifications: NELAC-NY10854,NJDEP,NELAC-NY12058,PADEP	12/27/2021 09:00	12/27/2021 15:48	OC
120-82-1	1,2,4-Trichlorobenzene	ND		ug/L	0.20	0.50	1	EPA 8260C Certifications: NELAC-NY10854,NJDEP,NELAC-NY12058,PADEP	12/27/2021 09:00	12/27/2021 15:48	OC
96-12-8	1,2-Dibromo-3-chloropropane	ND		ug/L	0.20	0.50	1	EPA 8260C Certifications: CTDOH,NELAC-NY10854,NJDEP,NELAC-NY12058,PADEP	12/27/2021 09:00	12/27/2021 15:48	OC
106-93-4	1,2-Dibromoethane	ND		ug/L	0.20	0.50	1	EPA 8260C Certifications: CTDOH,NELAC-NY10854,NJDEP,NELAC-NY12058,PADEP	12/27/2021 09:00	12/27/2021 15:48	OC
95-50-1	1,2-Dichlorobenzene	ND		ug/L	0.20	0.50	1	EPA 8260C Certifications: CTDOH,NELAC-NY10854,NJDEP,NELAC-NY12058,PADEP	12/27/2021 09:00	12/27/2021 15:48	OC
107-06-2	1,2-Dichloroethane	ND		ug/L	0.20	0.50	1	EPA 8260C Certifications: CTDOH,NELAC-NY10854,NJDEP,NELAC-NY12058,PADEP	12/27/2021 09:00	12/27/2021 15:48	OC
78-87-5	1,2-Dichloropropane	ND		ug/L	0.20	0.50	1	EPA 8260C Certifications: CTDOH,NELAC-NY10854,NJDEP,NELAC-NY12058,PADEP	12/27/2021 09:00	12/27/2021 15:48	OC
541-73-1	1,3-Dichlorobenzene	ND		ug/L	0.20	0.50	1	EPA 8260C Certifications: CTDOH,NELAC-NY10854,NJDEP,NELAC-NY12058,PADEP	12/27/2021 09:00	12/27/2021 15:48	OC



Sample Information

Client Sample ID: MW-33

York Sample ID: 21L1055-06

York Project (SDG) No.

Client Project ID

Matrix

Collection Date/Time

Date Received

21L1055

90618.00 Fuller Road

Water

December 16, 2021 9:05 am

12/17/2021

Volatile Organics, 8260 - TCL/SOM (low level)

Log-in Notes:

Sample Notes:

Sample Prepared by Method: EPA 5030B

CAS No.	Parameter	Result	Flag	Units	Reported to LOD/MDL	LOQ	Dilution	Reference Method	Date/Time Prepared	Date/Time Analyzed	Analyst
106-46-7	1,4-Dichlorobenzene	ND		ug/L	0.20	0.50	1	EPA 8260C Certifications: CTDOH,NELAC-NY10854,NJDEP,NELAC-NY12058,PADEP	12/27/2021 09:00	12/27/2021 15:48	OC
78-93-3	2-Butanone	ND		ug/L	0.20	0.50	1	EPA 8260C Certifications: CTDOH,NELAC-NY10854,NJDEP,NELAC-NY12058,PADEP	12/27/2021 09:00	12/27/2021 15:48	OC
591-78-6	2-Hexanone	ND		ug/L	0.20	0.50	1	EPA 8260C Certifications: CTDOH,NELAC-NY10854,NJDEP,NELAC-NY12058,PADEP	12/27/2021 09:00	12/27/2021 15:48	OC
108-10-1	4-Methyl-2-pentanone	ND		ug/L	0.20	0.50	1	EPA 8260C Certifications: CTDOH,NELAC-NY10854,NJDEP,NELAC-NY12058,PADEP	12/27/2021 09:00	12/27/2021 15:48	OC
67-64-1	Acetone	ND		ug/L	1.0	2.0	1	EPA 8260C Certifications: CTDOH,NELAC-NY10854,NJDEP,NELAC-NY12058,PADEP	12/27/2021 09:00	12/27/2021 15:48	OC
71-43-2	Benzene	0.30	J	ug/L	0.20	0.50	1	EPA 8260C Certifications: CTDOH,NELAC-NY10854,NJDEP,NELAC-NY12058,PADEP	12/27/2021 09:00	12/27/2021 15:48	OC
74-97-5	Bromochloromethane	ND		ug/L	0.20	0.50	1	EPA 8260C Certifications: NELAC-NY10854,NJDEP,NELAC-NY12058,PADEP	12/27/2021 09:00	12/27/2021 15:48	OC
75-27-4	Bromodichloromethane	ND		ug/L	0.20	0.50	1	EPA 8260C Certifications: CTDOH,NELAC-NY10854,NJDEP,NELAC-NY12058,PADEP	12/27/2021 09:00	12/27/2021 15:48	OC
75-25-2	Bromoform	ND		ug/L	0.20	0.50	1	EPA 8260C Certifications: CTDOH,NELAC-NY10854,NJDEP,NELAC-NY12058,PADEP	12/27/2021 09:00	12/27/2021 15:48	OC
74-83-9	Bromomethane	ND		ug/L	0.20	0.50	1	EPA 8260C Certifications: CTDOH,NELAC-NY10854,NJDEP,NELAC-NY12058,PADEP	12/27/2021 09:00	12/27/2021 15:48	OC
75-15-0	Carbon disulfide	ND		ug/L	0.20	0.50	1	EPA 8260C Certifications: CTDOH,NELAC-NY10854,NJDEP,NELAC-NY12058,PADEP	12/27/2021 09:00	12/27/2021 15:48	OC
56-23-5	Carbon tetrachloride	ND		ug/L	0.20	0.50	1	EPA 8260C Certifications: CTDOH,NELAC-NY10854,NJDEP,NELAC-NY12058,PADEP	12/27/2021 09:00	12/27/2021 15:48	OC
108-90-7	Chlorobenzene	ND		ug/L	0.20	0.50	1	EPA 8260C Certifications: CTDOH,NELAC-NY10854,NJDEP,NELAC-NY12058,PADEP	12/27/2021 09:00	12/27/2021 15:48	OC
75-00-3	Chloroethane	2.2		ug/L	0.20	0.50	1	EPA 8260C Certifications: CTDOH,NELAC-NY10854,NJDEP,NELAC-NY12058,PADEP	12/27/2021 09:00	12/27/2021 15:48	OC
67-66-3	Chloroform	ND		ug/L	0.20	0.50	1	EPA 8260C Certifications: CTDOH,NELAC-NY10854,NJDEP,NELAC-NY12058,PADEP	12/27/2021 09:00	12/27/2021 15:48	OC
74-87-3	Chloromethane	ND		ug/L	0.20	0.50	1	EPA 8260C Certifications: CTDOH,NELAC-NY10854,NJDEP,NELAC-NY12058,PADEP	12/27/2021 09:00	12/27/2021 15:48	OC
156-59-2	cis-1,2-Dichloroethylene	5.7		ug/L	0.20	0.50	1	EPA 8260C Certifications: CTDOH,NELAC-NY10854,NJDEP,NELAC-NY12058,PADEP	12/27/2021 09:00	12/27/2021 15:48	OC
10061-01-5	cis-1,3-Dichloropropylene	ND		ug/L	0.20	0.50	1	EPA 8260C Certifications: CTDOH,NELAC-NY10854,NJDEP,NELAC-NY12058,PADEP	12/27/2021 09:00	12/27/2021 15:48	OC
110-82-7	Cyclohexane	ND		ug/L	0.20	0.50	1	EPA 8260C Certifications: NELAC-NY10854,NJDEP,NELAC-NY12058,PADEP	12/27/2021 09:00	12/27/2021 15:48	OC
124-48-1	Dibromochloromethane	ND		ug/L	0.20	0.50	1	EPA 8260C Certifications: CTDOH,NELAC-NY10854,NJDEP,NELAC-NY12058,PADEP	12/27/2021 09:00	12/27/2021 15:48	OC
75-71-8	Dichlorodifluoromethane	7.9		ug/L	0.20	0.50	1	EPA 8260C Certifications: NELAC-NY10854,NJDEP,NELAC-NY12058,PADEP	12/27/2021 09:00	12/27/2021 15:48	OC
100-41-4	Ethyl Benzene	ND		ug/L	0.20	0.50	1	EPA 8260C Certifications: CTDOH,NELAC-NY10854,NJDEP,NELAC-NY12058,PADEP	12/27/2021 09:00	12/27/2021 15:48	OC
98-82-8	Isopropylbenzene	ND		ug/L	0.20	0.50	1	EPA 8260C Certifications: CTDOH,NELAC-NY10854,NJDEP,NELAC-NY12058,PADEP	12/27/2021 09:00	12/27/2021 15:48	OC



Sample Information

Client Sample ID: MW-33

York Sample ID: 21L1055-06

<u>York Project (SDG) No.</u> 21L1055	<u>Client Project ID</u> 90618.00 Fuller Road	<u>Matrix</u> Water	<u>Collection Date/Time</u> December 16, 2021 9:05 am	<u>Date Received</u> 12/17/2021
--	--	------------------------	--	------------------------------------

Volatile Organics, 8260 - TCL/SOM (low level)

Log-in Notes:

Sample Notes:

Sample Prepared by Method: EPA 5030B

CAS No.	Parameter	Result	Flag	Units	Reported to LOD/MDL	LOQ	Dilution	Reference Method	Date/Time Prepared	Date/Time Analyzed	Analyst
79-20-9	Methyl acetate	ND		ug/L	0.20	0.50	1	EPA 8260C Certifications: NELAC-NY10854,NJDEP,NELAC-NY12058,PADEP	12/27/2021 09:00	12/27/2021 15:48	OC
1634-04-4	Methyl tert-butyl ether (MTBE)	ND		ug/L	0.20	0.50	1	EPA 8260C Certifications: CTDOH,NELAC-NY10854,NJDEP,NELAC-NY12058,PADEP	12/27/2021 09:00	12/27/2021 15:48	OC
108-87-2	Methylcyclohexane	ND		ug/L	0.20	0.50	1	EPA 8260C Certifications: NELAC-NY10854,NJDEP,NELAC-NY12058,PADEP	12/27/2021 09:00	12/27/2021 15:48	OC
75-09-2	Methylene chloride	ND		ug/L	1.0	2.0	1	EPA 8260C Certifications: CTDOH,NELAC-NY10854,NJDEP,NELAC-NY12058,PADEP	12/27/2021 09:00	12/27/2021 15:48	OC
95-47-6	o-Xylene	ND		ug/L	0.20	0.50	1	EPA 8260C Certifications: CTDOH,NELAC-NY10854,NELAC-NY12058,PADEP	12/27/2021 09:00	12/27/2021 15:48	OC
179601-23-1	p- & m- Xylenes	ND		ug/L	0.50	1.0	1	EPA 8260C Certifications: CTDOH,NELAC-NY10854,NELAC-NY12058,PADEP	12/27/2021 09:00	12/27/2021 15:48	OC
100-42-5	Styrene	ND		ug/L	0.20	0.50	1	EPA 8260C Certifications: CTDOH,NELAC-NY10854,NJDEP,NELAC-NY12058,PADEP	12/27/2021 09:00	12/27/2021 15:48	OC
127-18-4	Tetrachloroethylene	4.1		ug/L	0.20	0.50	1	EPA 8260C Certifications: CTDOH,NELAC-NY10854,NJDEP,NELAC-NY12058,PADEP	12/27/2021 09:00	12/27/2021 15:48	OC
108-88-3	Toluene	ND		ug/L	0.20	0.50	1	EPA 8260C Certifications: CTDOH,NELAC-NY10854,NJDEP,NELAC-NY12058,PADEP	12/27/2021 09:00	12/27/2021 15:48	OC
156-60-5	trans-1,2-Dichloroethylene	ND		ug/L	0.20	0.50	1	EPA 8260C Certifications: CTDOH,NELAC-NY10854,NJDEP,NELAC-NY12058,PADEP	12/27/2021 09:00	12/27/2021 15:48	OC
10061-02-6	trans-1,3-Dichloropropylene	ND		ug/L	0.20	0.50	1	EPA 8260C Certifications: CTDOH,NELAC-NY10854,NJDEP,NELAC-NY12058,PADEP	12/27/2021 09:00	12/27/2021 15:48	OC
79-01-6	Trichloroethylene	1.3		ug/L	0.20	0.50	1	EPA 8260C Certifications: CTDOH,NELAC-NY10854,NJDEP,NELAC-NY12058,PADEP	12/27/2021 09:00	12/27/2021 15:48	OC
75-69-4	Trichlorofluoromethane	0.95		ug/L	0.20	0.50	1	EPA 8260C Certifications: CTDOH,NELAC-NY10854,NJDEP,NELAC-NY12058,PADEP	12/27/2021 09:00	12/27/2021 15:48	OC
75-01-4	Vinyl Chloride	0.46	J	ug/L	0.20	0.50	1	EPA 8260C Certifications: CTDOH,NELAC-NY10854,NJDEP,NELAC-NY12058,PADEP	12/27/2021 09:00	12/27/2021 15:48	OC
1330-20-7	Xylenes, Total	ND		ug/L	0.60	1.5	1	EPA 8260C Certifications: CTDOH,NELAC-NY10854,NJDEP,NELAC-NY12058	12/27/2021 09:00	12/27/2021 15:48	OC
Surrogate Recoveries		Result	Acceptance Range								
17060-07-0	Surrogate: SURRE: 1,2-Dichloroethane-d4	109 %	69-130								
2037-26-5	Surrogate: SURRE: Toluene-d8	99.8 %	81-117								
460-00-4	Surrogate: SURRE: p-Bromofluorobenzene	93.7 %	79-122								

Sample Information

Client Sample ID: Trip Blank

York Sample ID: 21L1055-07

<u>York Project (SDG) No.</u> 21L1055	<u>Client Project ID</u> 90618.00 Fuller Road	<u>Matrix</u> Water	<u>Collection Date/Time</u> December 16, 2021 2:10 pm	<u>Date Received</u> 12/17/2021
--	--	------------------------	--	------------------------------------



Sample Information

Client Sample ID: Trip Blank

York Sample ID: 21L1055-07

York Project (SDG) No.

Client Project ID

Matrix

Collection Date/Time

Date Received

21L1055

90618.00 Fuller Road

Water

December 16, 2021 2:10 pm

12/17/2021

Volatile Organics, 8260 - TCL/SOM (low level)

Log-in Notes:

Sample Notes:

Sample Prepared by Method: EPA 5030B

CAS No.	Parameter	Result	Flag	Units	Reported to LOD/MDL	LOQ	Dilution	Reference Method	Date/Time Prepared	Date/Time Analyzed	Analyst
71-55-6	1,1,1-Trichloroethane	ND		ug/L	0.20	0.50	1	EPA 8260C Certifications: CTDOH,NELAC-NY10854,NJDEP,NELAC-NY12058,PADEP	12/23/2021 09:00	12/23/2021 12:27	PD
79-34-5	1,1,2,2-Tetrachloroethane	ND		ug/L	0.20	0.50	1	EPA 8260C Certifications: CTDOH,NELAC-NY10854,NJDEP,NELAC-NY12058,PADEP	12/23/2021 09:00	12/23/2021 12:27	PD
76-13-1	1,1,2-Trichloro-1,2,2-trifluoroethane (Freon 113)	ND		ug/L	0.20	0.50	1	EPA 8260C Certifications: CTDOH,NELAC-NY10854,NJDEP,NELAC-NY12058,PADEP	12/23/2021 09:00	12/23/2021 12:27	PD
79-00-5	1,1,2-Trichloroethane	ND		ug/L	0.20	0.50	1	EPA 8260C Certifications: CTDOH,NELAC-NY10854,NJDEP,NELAC-NY12058,PADEP	12/23/2021 09:00	12/23/2021 12:27	PD
75-34-3	1,1-Dichloroethane	ND		ug/L	0.20	0.50	1	EPA 8260C Certifications: CTDOH,NELAC-NY10854,NJDEP,NELAC-NY12058,PADEP	12/23/2021 09:00	12/23/2021 12:27	PD
75-35-4	1,1-Dichloroethylene	ND		ug/L	0.20	0.50	1	EPA 8260C Certifications: CTDOH,NELAC-NY10854,NJDEP,NELAC-NY12058,PADEP	12/23/2021 09:00	12/23/2021 12:27	PD
87-61-6	1,2,3-Trichlorobenzene	ND		ug/L	0.20	0.50	1	EPA 8260C Certifications: NELAC-NY10854,NJDEP,NELAC-NY12058,PADEP	12/23/2021 09:00	12/23/2021 12:27	PD
120-82-1	1,2,4-Trichlorobenzene	ND		ug/L	0.20	0.50	1	EPA 8260C Certifications: NELAC-NY10854,NJDEP,NELAC-NY12058,PADEP	12/23/2021 09:00	12/23/2021 12:27	PD
96-12-8	1,2-Dibromo-3-chloropropane	ND		ug/L	0.20	0.50	1	EPA 8260C Certifications: CTDOH,NELAC-NY10854,NJDEP,NELAC-NY12058,PADEP	12/23/2021 09:00	12/23/2021 12:27	PD
106-93-4	1,2-Dibromoethane	ND		ug/L	0.20	0.50	1	EPA 8260C Certifications: CTDOH,NELAC-NY10854,NJDEP,NELAC-NY12058,PADEP	12/23/2021 09:00	12/23/2021 12:27	PD
95-50-1	1,2-Dichlorobenzene	ND		ug/L	0.20	0.50	1	EPA 8260C Certifications: CTDOH,NELAC-NY10854,NJDEP,NELAC-NY12058,PADEP	12/23/2021 09:00	12/23/2021 12:27	PD
107-06-2	1,2-Dichloroethane	ND		ug/L	0.20	0.50	1	EPA 8260C Certifications: CTDOH,NELAC-NY10854,NJDEP,NELAC-NY12058,PADEP	12/23/2021 09:00	12/23/2021 12:27	PD
78-87-5	1,2-Dichloropropane	ND		ug/L	0.20	0.50	1	EPA 8260C Certifications: CTDOH,NELAC-NY10854,NJDEP,NELAC-NY12058,PADEP	12/23/2021 09:00	12/23/2021 12:27	PD
541-73-1	1,3-Dichlorobenzene	ND		ug/L	0.20	0.50	1	EPA 8260C Certifications: CTDOH,NELAC-NY10854,NJDEP,NELAC-NY12058,PADEP	12/23/2021 09:00	12/23/2021 12:27	PD
106-46-7	1,4-Dichlorobenzene	ND		ug/L	0.20	0.50	1	EPA 8260C Certifications: CTDOH,NELAC-NY10854,NJDEP,NELAC-NY12058,PADEP	12/23/2021 09:00	12/23/2021 12:27	PD
78-93-3	2-Butanone	ND		ug/L	0.20	0.50	1	EPA 8260C Certifications: CTDOH,NELAC-NY10854,NJDEP,NELAC-NY12058,PADEP	12/23/2021 09:00	12/23/2021 12:27	PD
591-78-6	2-Hexanone	ND		ug/L	0.20	0.50	1	EPA 8260C Certifications: CTDOH,NELAC-NY10854,NJDEP,NELAC-NY12058,PADEP	12/23/2021 09:00	12/23/2021 12:27	PD
108-10-1	4-Methyl-2-pentanone	ND		ug/L	0.20	0.50	1	EPA 8260C Certifications: CTDOH,NELAC-NY10854,NJDEP,NELAC-NY12058,PADEP	12/23/2021 09:00	12/23/2021 12:27	PD
67-64-1	Acetone	ND		ug/L	1.0	2.0	1	EPA 8260C Certifications: CTDOH,NELAC-NY10854,NJDEP,NELAC-NY12058,PADEP	12/23/2021 09:00	12/23/2021 12:27	PD
71-43-2	Benzene	ND		ug/L	0.20	0.50	1	EPA 8260C Certifications: CTDOH,NELAC-NY10854,NJDEP,NELAC-NY12058,PADEP	12/23/2021 09:00	12/23/2021 12:27	PD
74-97-5	Bromochloromethane	ND		ug/L	0.20	0.50	1	EPA 8260C Certifications: NELAC-NY10854,NJDEP,NELAC-NY12058,PADEP	12/23/2021 09:00	12/23/2021 12:27	PD
75-27-4	Bromodichloromethane	ND		ug/L	0.20	0.50	1	EPA 8260C Certifications: CTDOH,NELAC-NY10854,NJDEP,NELAC-NY12058,PADEP	12/23/2021 09:00	12/23/2021 12:27	PD
75-25-2	Bromoform	ND		ug/L	0.20	0.50	1	EPA 8260C Certifications: CTDOH,NELAC-NY10854,NJDEP,NELAC-NY12058,PADEP	12/23/2021 09:00	12/23/2021 12:27	PD
74-83-9	Bromomethane	ND		ug/L	0.20	0.50	1	EPA 8260C Certifications: CTDOH,NELAC-NY10854,NJDEP,NELAC-NY12058,PADEP	12/23/2021 09:00	12/23/2021 12:27	PD



Sample Information

Client Sample ID: Trip Blank

York Sample ID: 21L1055-07

York Project (SDG) No.

Client Project ID

Matrix

Collection Date/Time

Date Received

21L1055

90618.00 Fuller Road

Water

December 16, 2021 2:10 pm

12/17/2021

Volatile Organics, 8260 - TCL/SOM (low level)

Log-in Notes:

Sample Notes:

Sample Prepared by Method: EPA 5030B

CAS No.	Parameter	Result	Flag	Units	Reported to LOD/MDL	LOQ	Dilution	Reference Method	Date/Time Prepared	Date/Time Analyzed	Analyst
75-15-0	Carbon disulfide	ND		ug/L	0.20	0.50	1	EPA 8260C Certifications: CTDOH,NELAC-NY10854,NJDEP,NELAC-NY12058,PADEP	12/23/2021 09:00	12/23/2021 12:27	PD
56-23-5	Carbon tetrachloride	ND		ug/L	0.20	0.50	1	EPA 8260C Certifications: CTDOH,NELAC-NY10854,NJDEP,NELAC-NY12058,PADEP	12/23/2021 09:00	12/23/2021 12:27	PD
108-90-7	Chlorobenzene	ND		ug/L	0.20	0.50	1	EPA 8260C Certifications: CTDOH,NELAC-NY10854,NJDEP,NELAC-NY12058,PADEP	12/23/2021 09:00	12/23/2021 12:27	PD
75-00-3	Chloroethane	ND		ug/L	0.20	0.50	1	EPA 8260C Certifications: CTDOH,NELAC-NY10854,NJDEP,NELAC-NY12058,PADEP	12/23/2021 09:00	12/23/2021 12:27	PD
67-66-3	Chloroform	ND		ug/L	0.20	0.50	1	EPA 8260C Certifications: CTDOH,NELAC-NY10854,NJDEP,NELAC-NY12058,PADEP	12/23/2021 09:00	12/23/2021 12:27	PD
74-87-3	Chloromethane	ND		ug/L	0.20	0.50	1	EPA 8260C Certifications: CTDOH,NELAC-NY10854,NJDEP,NELAC-NY12058,PADEP	12/23/2021 09:00	12/23/2021 12:27	PD
156-59-2	cis-1,2-Dichloroethylene	ND		ug/L	0.20	0.50	1	EPA 8260C Certifications: CTDOH,NELAC-NY10854,NJDEP,NELAC-NY12058,PADEP	12/23/2021 09:00	12/23/2021 12:27	PD
10061-01-5	cis-1,3-Dichloropropylene	ND		ug/L	0.20	0.50	1	EPA 8260C Certifications: CTDOH,NELAC-NY10854,NJDEP,NELAC-NY12058,PADEP	12/23/2021 09:00	12/23/2021 12:27	PD
110-82-7	Cyclohexane	ND		ug/L	0.20	0.50	1	EPA 8260C Certifications: NELAC-NY10854,NJDEP,NELAC-NY12058,PADEP	12/23/2021 09:00	12/23/2021 12:27	PD
124-48-1	Dibromochloromethane	ND		ug/L	0.20	0.50	1	EPA 8260C Certifications: CTDOH,NELAC-NY10854,NJDEP,NELAC-NY12058,PADEP	12/23/2021 09:00	12/23/2021 12:27	PD
75-71-8	Dichlorodifluoromethane	ND		ug/L	0.20	0.50	1	EPA 8260C Certifications: NELAC-NY10854,NJDEP,NELAC-NY12058,PADEP	12/23/2021 09:00	12/23/2021 12:27	PD
100-41-4	Ethyl Benzene	ND		ug/L	0.20	0.50	1	EPA 8260C Certifications: CTDOH,NELAC-NY10854,NJDEP,NELAC-NY12058,PADEP	12/23/2021 09:00	12/23/2021 12:27	PD
98-82-8	Isopropylbenzene	ND		ug/L	0.20	0.50	1	EPA 8260C Certifications: CTDOH,NELAC-NY10854,NJDEP,NELAC-NY12058,PADEP	12/23/2021 09:00	12/23/2021 12:27	PD
79-20-9	Methyl acetate	ND		ug/L	0.20	0.50	1	EPA 8260C Certifications: NELAC-NY10854,NJDEP,NELAC-NY12058,PADEP	12/23/2021 09:00	12/23/2021 12:27	PD
1634-04-4	Methyl tert-butyl ether (MTBE)	ND		ug/L	0.20	0.50	1	EPA 8260C Certifications: CTDOH,NELAC-NY10854,NJDEP,NELAC-NY12058,PADEP	12/23/2021 09:00	12/23/2021 12:27	PD
108-87-2	Methylcyclohexane	ND		ug/L	0.20	0.50	1	EPA 8260C Certifications: NELAC-NY10854,NJDEP,NELAC-NY12058,PADEP	12/23/2021 09:00	12/23/2021 12:27	PD
75-09-2	Methylene chloride	ND		ug/L	1.0	2.0	1	EPA 8260C Certifications: CTDOH,NELAC-NY10854,NJDEP,NELAC-NY12058,PADEP	12/23/2021 09:00	12/23/2021 12:27	PD
95-47-6	o-Xylene	ND		ug/L	0.20	0.50	1	EPA 8260C Certifications: CTDOH,NELAC-NY10854,NELAC-NY12058,PADEP	12/23/2021 09:00	12/23/2021 12:27	PD
179601-23-1	p- & m- Xylenes	ND		ug/L	0.50	1.0	1	EPA 8260C Certifications: CTDOH,NELAC-NY10854,NELAC-NY12058,PADEP	12/23/2021 09:00	12/23/2021 12:27	PD
100-42-5	Styrene	ND		ug/L	0.20	0.50	1	EPA 8260C Certifications: CTDOH,NELAC-NY10854,NJDEP,NELAC-NY12058,PADEP	12/23/2021 09:00	12/23/2021 12:27	PD
127-18-4	Tetrachloroethylene	ND		ug/L	0.20	0.50	1	EPA 8260C Certifications: CTDOH,NELAC-NY10854,NJDEP,NELAC-NY12058,PADEP	12/23/2021 09:00	12/23/2021 12:27	PD
108-88-3	Toluene	ND		ug/L	0.20	0.50	1	EPA 8260C Certifications: CTDOH,NELAC-NY10854,NJDEP,NELAC-NY12058,PADEP	12/23/2021 09:00	12/23/2021 12:27	PD
156-60-5	trans-1,2-Dichloroethylene	ND		ug/L	0.20	0.50	1	EPA 8260C Certifications: CTDOH,NELAC-NY10854,NJDEP,NELAC-NY12058,PADEP	12/23/2021 09:00	12/23/2021 12:27	PD



Sample Information

Client Sample ID: Trip Blank

York Sample ID: 21L1055-07

York Project (SDG) No.
21L1055

Client Project ID
90618.00 Fuller Road

Matrix
Water

Collection Date/Time
December 16, 2021 2:10 pm

Date Received
12/17/2021

Volatile Organics, 8260 - TCL/SOM (low level)

Log-in Notes:

Sample Notes:

Sample Prepared by Method: EPA 5030B

CAS No.	Parameter	Result	Flag	Units	Reported to LOD/MDL	LOQ	Dilution	Reference Method	Date/Time Prepared	Date/Time Analyzed	Analyst
10061-02-6	trans-1,3-Dichloropropylene	ND		ug/L	0.20	0.50	1	EPA 8260C Certifications: CTDOH,NELAC-NY10854,NJDEP,NELAC-NY12058,PADEP	12/23/2021 09:00	12/23/2021 12:27	PD
79-01-6	Trichloroethylene	ND		ug/L	0.20	0.50	1	EPA 8260C Certifications: CTDOH,NELAC-NY10854,NJDEP,NELAC-NY12058,PADEP	12/23/2021 09:00	12/23/2021 12:27	PD
75-69-4	Trichlorofluoromethane	ND		ug/L	0.20	0.50	1	EPA 8260C Certifications: CTDOH,NELAC-NY10854,NJDEP,NELAC-NY12058,PADEP	12/23/2021 09:00	12/23/2021 12:27	PD
75-01-4	Vinyl Chloride	ND		ug/L	0.20	0.50	1	EPA 8260C Certifications: CTDOH,NELAC-NY10854,NJDEP,NELAC-NY12058,PADEP	12/23/2021 09:00	12/23/2021 12:27	PD
1330-20-7	Xylenes, Total	ND		ug/L	0.60	1.5	1	EPA 8260C Certifications: CTDOH,NELAC-NY10854,NJDEP,NELAC-NY12058	12/23/2021 09:00	12/23/2021 12:27	PD
Surrogate Recoveries		Result			Acceptance Range						
17060-07-0	Surrogate: SURR: 1,2-Dichloroethane-d4	102 %			69-130						
2037-26-5	Surrogate: SURR: Toluene-d8	102 %			81-117						
460-00-4	Surrogate: SURR: p-Bromofluorobenzene	102 %			79-122						



Analytical Batch Summary

Batch ID: BL12720 **Preparation Method:** EPA 5030B **Prepared By:** PD

YORK Sample ID	Client Sample ID	Preparation Date
21L1055-01	MW-10	12/23/21
21L1055-02	MW-25	12/23/21
21L1055-03	MW-27	12/23/21
21L1055-04	MW-30	12/23/21
21L1055-05	MW-32	12/23/21
21L1055-07	Trip Blank	12/23/21
BL12720-BLK1	Blank	12/23/21
BL12720-BS1	LCS	12/23/21
BL12720-BSD1	LCS Dup	12/23/21

Batch ID: BL12796 **Preparation Method:** EPA 5030B **Prepared By:** OC

YORK Sample ID	Client Sample ID	Preparation Date
21L1055-01RE1	MW-10	12/27/21
21L1055-02RE1	MW-25	12/27/21
21L1055-03RE1	MW-27	12/27/21
21L1055-04RE1	MW-30	12/27/21
21L1055-06	MW-33	12/27/21
BL12796-BLK1	Blank	12/27/21
BL12796-BS1	LCS	12/27/21
BL12796-BSD1	LCS Dup	12/27/21

Batch ID: BL12868 **Preparation Method:** EPA 5030B **Prepared By:** OC

YORK Sample ID	Client Sample ID	Preparation Date
21L1055-05RE2	MW-32	12/28/21
BL12868-BLK1	Blank	12/28/21
BL12868-BS1	LCS	12/28/21
BL12868-BSD1	LCS Dup	12/28/21

Batch ID: BL12961 **Preparation Method:** EPA 5030B **Prepared By:** OC

YORK Sample ID	Client Sample ID	Preparation Date
21L1055-05RE3	MW-32	12/29/21
BL12961-BLK1	Blank	12/29/21
BL12961-BS1	LCS	12/29/21
BL12961-BSD1	LCS Dup	12/29/21



Volatile Organic Compounds by GC/MS - Quality Control Data
York Analytical Laboratories, Inc.

Analyte	Result	Reporting Limit	Units	Spike Level	Source* Result	%REC	%REC Limits	Flag	RPD	RPD Limit	Flag
---------	--------	-----------------	-------	-------------	----------------	------	-------------	------	-----	-----------	------

Batch BL12720 - EPA 5030B

Blank (BL12720-BLK1)

Prepared & Analyzed: 12/23/2021

1,1,1-Trichloroethane	ND	0.50	ug/L								
1,1,2,2-Tetrachloroethane	ND	0.50	"								
1,1,2-Trichloro-1,2,2-trifluoroethane (Freon 113)	ND	0.50	"								
1,1,2-Trichloroethane	ND	0.50	"								
1,1-Dichloroethane	ND	0.50	"								
1,1-Dichloroethylene	ND	0.50	"								
1,2,3-Trichlorobenzene	ND	0.50	"								
1,2,4-Trichlorobenzene	ND	0.50	"								
1,2-Dibromo-3-chloropropane	ND	0.50	"								
1,2-Dibromoethane	ND	0.50	"								
1,2-Dichlorobenzene	ND	0.50	"								
1,2-Dichloroethane	ND	0.50	"								
1,2-Dichloropropane	ND	0.50	"								
1,3-Dichlorobenzene	ND	0.50	"								
1,4-Dichlorobenzene	ND	0.50	"								
2-Butanone	ND	0.50	"								
2-Hexanone	ND	0.50	"								
4-Methyl-2-pentanone	ND	0.50	"								
Acetone	ND	2.0	"								
Benzene	ND	0.50	"								
Bromochloromethane	ND	0.50	"								
Bromodichloromethane	ND	0.50	"								
Bromoform	ND	0.50	"								
Bromomethane	ND	0.50	"								
Carbon disulfide	ND	0.50	"								
Carbon tetrachloride	ND	0.50	"								
Chlorobenzene	ND	0.50	"								
Chloroethane	ND	0.50	"								
Chloroform	ND	0.50	"								
Chloromethane	ND	0.50	"								
cis-1,2-Dichloroethylene	ND	0.50	"								
cis-1,3-Dichloropropylene	ND	0.50	"								
Cyclohexane	ND	0.50	"								
Dibromochloromethane	ND	0.50	"								
Dichlorodifluoromethane	ND	0.50	"								
Ethyl Benzene	ND	0.50	"								
Isopropylbenzene	ND	0.50	"								
Methyl acetate	ND	0.50	"								
Methyl tert-butyl ether (MTBE)	ND	0.50	"								
Methylcyclohexane	ND	0.50	"								
Methylene chloride	ND	2.0	"								
o-Xylene	ND	0.50	"								
p- & m- Xylenes	ND	1.0	"								
Styrene	ND	0.50	"								
Tetrachloroethylene	ND	0.50	"								
Toluene	ND	0.50	"								
trans-1,2-Dichloroethylene	ND	0.50	"								
trans-1,3-Dichloropropylene	ND	0.50	"								
Trichloroethylene	ND	0.50	"								



Volatile Organic Compounds by GC/MS - Quality Control Data

York Analytical Laboratories, Inc.

Analyte	Result	Reporting Limit	Units	Spike Level	Source* Result	%REC	%REC Limits	Flag	RPD	RPD Limit	Flag
Batch BL12720 - EPA 5030B											
Blank (BL12720-BLK1)										Prepared & Analyzed: 12/23/2021	
Trichlorofluoromethane	ND	0.50	ug/L								
Vinyl Chloride	ND	0.50	"								
Xylenes, Total	ND	1.5	"								
<i>Surrogate: SURR: 1,2-Dichloroethane-d4</i>	10.5		"	10.0		105	69-130				
<i>Surrogate: SURR: Toluene-d8</i>	10.0		"	10.0		100	81-117				
<i>Surrogate: SURR: p-Bromofluorobenzene</i>	10.4		"	10.0		104	79-122				
LCS (BL12720-BS1)										Prepared & Analyzed: 12/23/2021	
1,1,1-Trichloroethane	8.5		ug/L	10.0		84.8	78-136				
1,1,2,2-Tetrachloroethane	9.1		"	10.0		90.7	76-129				
1,1,2-Trichloro-1,2,2-trifluoroethane (Freon 113)	10		"	10.0		102	54-165				
1,1,2-Trichloroethane	8.1		"	10.0		80.7	82-123	Low Bias			
1,1-Dichloroethane	8.4		"	10.0		83.9	82-129				
1,1-Dichloroethylene	9.3		"	10.0		92.6	68-138				
1,2,3-Trichlorobenzene	8.2		"	10.0		81.5	76-136				
1,2,4-Trichlorobenzene	8.1		"	10.0		81.3	76-137				
1,2-Dibromo-3-chloropropane	7.7		"	10.0		77.2	45-147				
1,2-Dibromoethane	8.7		"	10.0		86.9	83-124				
1,2-Dichlorobenzene	8.4		"	10.0		83.6	79-123				
1,2-Dichloroethane	8.4		"	10.0		83.9	73-132				
1,2-Dichloropropane	8.8		"	10.0		87.9	78-126				
1,3-Dichlorobenzene	8.3		"	10.0		82.7	86-122	Low Bias			
1,4-Dichlorobenzene	8.4		"	10.0		83.8	85-124	Low Bias			
2-Butanone	3.5		"	10.0		34.6	49-152	Low Bias			
2-Hexanone	6.9		"	10.0		69.0	51-146				
4-Methyl-2-pentanone	6.4		"	10.0		64.4	57-145				
Acetone	3.6		"	10.0		36.3	14-150				
Benzene	8.6		"	10.0		86.0	85-126				
Bromochloromethane	8.3		"	10.0		82.7	77-128				
Bromodichloromethane	8.4		"	10.0		83.5	79-128				
Bromoform	8.4		"	10.0		84.3	78-133				
Bromomethane	6.7		"	10.0		67.4	43-168				
Carbon disulfide	10		"	10.0		101	68-146				
Carbon tetrachloride	8.8		"	10.0		87.7	77-141				
Chlorobenzene	8.9		"	10.0		89.4	88-120				
Chloroethane	10		"	10.0		101	65-136				
Chloroform	8.4		"	10.0		84.2	82-128				
Chloromethane	9.0		"	10.0		90.3	43-155				
cis-1,2-Dichloroethylene	8.5		"	10.0		85.0	83-129				
cis-1,3-Dichloropropylene	8.5		"	10.0		85.3	80-131				
Cyclohexane	8.8		"	10.0		87.7	63-149				
Dibromochloromethane	8.3		"	10.0		82.6	80-130				
Dichlorodifluoromethane	14		"	10.0		140	44-144				
Ethyl Benzene	8.5		"	10.0		84.6	80-131				
Isopropylbenzene	8.7		"	10.0		87.0	76-140				
Methyl acetate	8.5		"	10.0		84.7	51-139				
Methyl tert-butyl ether (MTBE)	8.2		"	10.0		81.7	76-135				
Methylcyclohexane	9.0		"	10.0		89.9	72-143				
Methylene chloride	9.5		"	10.0		94.9	55-137				
o-Xylene	8.4		"	10.0		83.6	78-130				



Volatile Organic Compounds by GC/MS - Quality Control Data
York Analytical Laboratories, Inc.

Analyte	Result	Reporting Limit	Units	Spike Level	Source* Result	%REC	%REC Limits	Flag	RPD	RPD Limit	Flag
Batch BL12720 - EPA 5030B											
LCS (BL12720-BS1)											
Prepared & Analyzed: 12/23/2021											
p- & m- Xylenes	17		ug/L	20.0		85.2	77-133				
Styrene	8.1		"	10.0		81.0	67-132				
Tetrachloroethylene	4.8		"	10.0		48.2	82-131	Low Bias			
Toluene	8.6		"	10.0		85.8	80-127				
trans-1,2-Dichloroethylene	8.7		"	10.0		87.3	80-132				
trans-1,3-Dichloropropylene	8.5		"	10.0		85.1	78-131				
Trichloroethylene	8.3		"	10.0		82.9	82-128				
Trichlorofluoromethane	9.9		"	10.0		98.9	67-139				
Vinyl Chloride	10		"	10.0		102	58-145				
<i>Surrogate: SURRE: 1,2-Dichloroethane-d4</i>	<i>9.82</i>		<i>"</i>	<i>10.0</i>		<i>98.2</i>	<i>69-130</i>				
<i>Surrogate: SURRE: Toluene-d8</i>	<i>10.4</i>		<i>"</i>	<i>10.0</i>		<i>104</i>	<i>81-117</i>				
<i>Surrogate: SURRE: p-Bromofluorobenzene</i>	<i>10.1</i>		<i>"</i>	<i>10.0</i>		<i>101</i>	<i>79-122</i>				
LCS Dup (BL12720-BSD1)											
Prepared & Analyzed: 12/23/2021											
1,1,1-Trichloroethane	8.3		ug/L	10.0		83.0	78-136		2.15	30	
1,1,2,2-Tetrachloroethane	9.5		"	10.0		94.7	76-129		4.32	30	
1,1,2-Trichloro-1,2,2-trifluoroethane (Freon 113)	9.8		"	10.0		98.2	54-165		3.70	30	
1,1,2-Trichloroethane	8.7		"	10.0		87.1	82-123		7.63	30	
1,1-Dichloroethane	8.4		"	10.0		83.9	82-129		0.00	30	
1,1-Dichloroethylene	8.9		"	10.0		88.9	68-138		4.08	30	
1,2,3-Trichlorobenzene	9.0		"	10.0		90.0	76-136		9.91	30	
1,2,4-Trichlorobenzene	8.6		"	10.0		85.6	76-137		5.15	30	
1,2-Dibromo-3-chloropropane	8.4		"	10.0		83.6	45-147		7.96	30	
1,2-Dibromoethane	9.6		"	10.0		96.2	83-124		10.2	30	
1,2-Dichlorobenzene	8.5		"	10.0		84.8	79-123		1.43	30	
1,2-Dichloroethane	8.8		"	10.0		88.1	73-132		4.88	30	
1,2-Dichloropropane	8.7		"	10.0		87.0	78-126		1.03	30	
1,3-Dichlorobenzene	8.2		"	10.0		82.0	86-122	Low Bias	0.850	30	
1,4-Dichlorobenzene	8.4		"	10.0		84.1	85-124	Low Bias	0.357	30	
2-Butanone	8.2		"	10.0		82.5	49-152		81.8	30	Non-dir.
2-Hexanone	7.6		"	10.0		75.6	51-146		9.13	30	
4-Methyl-2-pentanone	7.9		"	10.0		78.8	57-145		20.1	30	
Acetone	4.5		"	10.0		45.4	14-150		22.3	30	
Benzene	8.5		"	10.0		84.9	85-126	Low Bias	1.29	30	
Bromochloromethane	8.8		"	10.0		88.2	77-128		6.44	30	
Bromodichloromethane	8.6		"	10.0		86.3	79-128		3.30	30	
Bromoform	9.0		"	10.0		89.9	78-133		6.43	30	
Bromomethane	7.5		"	10.0		75.1	43-168		10.8	30	
Carbon disulfide	9.8		"	10.0		98.4	68-146		2.81	30	
Carbon tetrachloride	8.7		"	10.0		86.8	77-141		1.03	30	
Chlorobenzene	8.7		"	10.0		87.4	88-120	Low Bias	2.26	30	
Chloroethane	9.4		"	10.0		94.3	65-136		7.06	30	
Chloroform	8.4		"	10.0		84.2	82-128		0.00	30	
Chloromethane	8.4		"	10.0		83.7	43-155		7.59	30	
cis-1,2-Dichloroethylene	8.4		"	10.0		84.1	83-129		1.06	30	
cis-1,3-Dichloropropylene	8.7		"	10.0		87.3	80-131		2.32	30	
Cyclohexane	8.5		"	10.0		84.8	63-149		3.36	30	
Dibromochloromethane	8.6		"	10.0		86.1	80-130		4.15	30	
Dichlorodifluoromethane	14		"	10.0		137	44-144		2.10	30	
Ethyl Benzene	8.2		"	10.0		82.4	80-131		2.63	30	



Volatile Organic Compounds by GC/MS - Quality Control Data

York Analytical Laboratories, Inc.

Analyte	Result	Reporting Limit	Units	Spike Level	Source* Result	%REC	%REC Limits	Flag	RPD	RPD Limit	Flag
---------	--------	-----------------	-------	-------------	----------------	------	-------------	------	-----	-----------	------

Batch BL12720 - EPA 5030B

LCS Dup (BL12720-BSD1)

Prepared & Analyzed: 12/23/2021

Isopropylbenzene	8.3		ug/L	10.0		83.2	76-140		4.47	30	
Methyl acetate	9.0		"	10.0		90.0	51-139		6.07	30	
Methyl tert-butyl ether (MTBE)	9.2		"	10.0		92.3	76-135		12.2	30	
Methylcyclohexane	8.6		"	10.0		86.2	72-143		4.20	30	
Methylene chloride	11		"	10.0		110	55-137		14.4	30	
o-Xylene	8.3		"	10.0		83.4	78-130		0.240	30	
p- & m- Xylenes	17		"	20.0		82.6	77-133		3.10	30	
Styrene	8.2		"	10.0		81.6	67-132		0.738	30	
Tetrachloroethylene	4.7		"	10.0		46.7	82-131	Low Bias	3.16	30	
Toluene	8.3		"	10.0		83.1	80-127		3.20	30	
trans-1,2-Dichloroethylene	8.4		"	10.0		84.0	80-132		3.85	30	
trans-1,3-Dichloropropylene	9.1		"	10.0		91.4	78-131		7.14	30	
Trichloroethylene	8.0		"	10.0		79.5	82-128	Low Bias	4.19	30	
Trichlorofluoromethane	9.4		"	10.0		94.2	67-139		4.87	30	
Vinyl Chloride	9.9		"	10.0		99.2	58-145		3.08	30	
<i>Surrogate: SURR: 1,2-Dichloroethane-d4</i>	<i>10.3</i>		<i>"</i>	<i>10.0</i>		<i>103</i>	<i>69-130</i>				
<i>Surrogate: SURR: Toluene-d8</i>	<i>10.2</i>		<i>"</i>	<i>10.0</i>		<i>102</i>	<i>81-117</i>				
<i>Surrogate: SURR: p-Bromofluorobenzene</i>	<i>9.83</i>		<i>"</i>	<i>10.0</i>		<i>98.3</i>	<i>79-122</i>				

Batch BL12796 - EPA 5030B

Blank (BL12796-BLK1)

Prepared & Analyzed: 12/27/2021

1,1,1-Trichloroethane	ND	0.50	ug/L								
1,1,2,2-Tetrachloroethane	ND	0.50	"								
1,1,2-Trichloro-1,2,2-trifluoroethane (Freon 113)	ND	0.50	"								
1,1,2-Trichloroethane	ND	0.50	"								
1,1-Dichloroethane	ND	0.50	"								
1,1-Dichloroethylene	ND	0.50	"								
1,2,3-Trichlorobenzene	ND	0.50	"								
1,2,4-Trichlorobenzene	ND	0.50	"								
1,2-Dibromo-3-chloropropane	ND	0.50	"								
1,2-Dibromoethane	ND	0.50	"								
1,2-Dichlorobenzene	ND	0.50	"								
1,2-Dichloroethane	ND	0.50	"								
1,2-Dichloropropane	ND	0.50	"								
1,3-Dichlorobenzene	ND	0.50	"								
1,4-Dichlorobenzene	ND	0.50	"								
2-Butanone	ND	0.50	"								
2-Hexanone	ND	0.50	"								
4-Methyl-2-pentanone	ND	0.50	"								
Acetone	ND	2.0	"								
Benzene	ND	0.50	"								
Bromochloromethane	ND	0.50	"								
Bromodichloromethane	ND	0.50	"								
Bromoform	ND	0.50	"								
Bromomethane	ND	0.50	"								
Carbon disulfide	ND	0.50	"								
Carbon tetrachloride	ND	0.50	"								
Chlorobenzene	ND	0.50	"								
Chloroethane	ND	0.50	"								
Chloroform	ND	0.50	"								



Volatile Organic Compounds by GC/MS - Quality Control Data

York Analytical Laboratories, Inc.

Analyte	Result	Reporting Limit	Units	Spike Level	Source* Result	%REC	%REC Limits	Flag	RPD	RPD Limit	Flag
---------	--------	-----------------	-------	-------------	----------------	------	-------------	------	-----	-----------	------

Batch BL12796 - EPA 5030B

Blank (BL12796-BLK1)

Prepared & Analyzed: 12/27/2021

Chloromethane	ND	0.50	ug/L								
cis-1,2-Dichloroethylene	ND	0.50	"								
cis-1,3-Dichloropropylene	ND	0.50	"								
Cyclohexane	ND	0.50	"								
Dibromochloromethane	ND	0.50	"								
Dichlorodifluoromethane	ND	0.50	"								
Ethyl Benzene	ND	0.50	"								
Isopropylbenzene	ND	0.50	"								
Methyl acetate	ND	0.50	"								
Methyl tert-butyl ether (MTBE)	ND	0.50	"								
Methylcyclohexane	ND	0.50	"								
Methylene chloride	ND	2.0	"								
o-Xylene	ND	0.50	"								
p- & m- Xylenes	ND	1.0	"								
Styrene	ND	0.50	"								
Tetrachloroethylene	ND	0.50	"								
Toluene	ND	0.50	"								
trans-1,2-Dichloroethylene	ND	0.50	"								
trans-1,3-Dichloropropylene	ND	0.50	"								
Trichloroethylene	ND	0.50	"								
Trichlorofluoromethane	ND	0.50	"								
Vinyl Chloride	ND	0.50	"								
Xylenes, Total	ND	1.5	"								
<hr/>											
Surrogate: SURRE: 1,2-Dichloroethane-d4	9.99		"	10.0		99.9	69-130				
Surrogate: SURRE: Toluene-d8	10.2		"	10.0		102	81-117				
Surrogate: SURRE: p-Bromofluorobenzene	10.3		"	10.0		103	79-122				

LCS (BL12796-BS1)

Prepared & Analyzed: 12/27/2021

1,1,1-Trichloroethane	9.7		ug/L	10.0		97.1	78-136				
1,1,2,2-Tetrachloroethane	9.4		"	10.0		94.3	76-129				
1,1,2-Trichloro-1,2,2-trifluoroethane (Freon 113)	12		"	10.0		117	54-165				
1,1,2-Trichloroethane	8.8		"	10.0		87.6	82-123				
1,1-Dichloroethane	9.6		"	10.0		96.3	82-129				
1,1-Dichloroethylene	10		"	10.0		103	68-138				
1,2,3-Trichlorobenzene	8.3		"	10.0		83.2	76-136				
1,2,4-Trichlorobenzene	8.5		"	10.0		85.3	76-137				
1,2-Dibromo-3-chloropropane	8.8		"	10.0		87.6	45-147				
1,2-Dibromoethane	9.2		"	10.0		92.1	83-124				
1,2-Dichlorobenzene	8.9		"	10.0		89.4	79-123				
1,2-Dichloroethane	9.0		"	10.0		90.0	73-132				
1,2-Dichloropropane	9.8		"	10.0		98.3	78-126				
1,3-Dichlorobenzene	9.1		"	10.0		90.6	86-122				
1,4-Dichlorobenzene	9.3		"	10.0		92.8	85-124				
2-Butanone	8.4		"	10.0		83.6	49-152				
2-Hexanone	6.5		"	10.0		64.8	51-146				
4-Methyl-2-pentanone	7.1		"	10.0		71.4	57-145				
Acetone	3.5		"	10.0		35.1	14-150				
Benzene	9.7		"	10.0		97.4	85-126				
Bromochloromethane	9.3		"	10.0		93.4	77-128				
Bromodichloromethane	9.5		"	10.0		94.6	79-128				



Volatile Organic Compounds by GC/MS - Quality Control Data

York Analytical Laboratories, Inc.

Analyte	Result	Reporting Limit	Units	Spike Level	Source* Result	%REC	%REC Limits	Flag	RPD	RPD Limit	Flag
---------	--------	-----------------	-------	-------------	----------------	------	-------------	------	-----	-----------	------

Batch BL12796 - EPA 5030B

LCS (BL12796-BS1)

Prepared & Analyzed: 12/27/2021

Bromoform	9.3		ug/L	10.0		93.0	78-133				
Bromomethane	6.4		"	10.0		64.3	43-168				
Carbon disulfide	12		"	10.0		116	68-146				
Carbon tetrachloride	10		"	10.0		100	77-141				
Chlorobenzene	10		"	10.0		101	88-120				
Chloroethane	11		"	10.0		112	65-136				
Chloroform	9.7		"	10.0		96.9	82-128				
Chloromethane	9.3		"	10.0		92.8	43-155				
cis-1,2-Dichloroethylene	9.8		"	10.0		97.7	83-129				
cis-1,3-Dichloropropylene	9.7		"	10.0		96.7	80-131				
Cyclohexane	10		"	10.0		101	63-149				
Dibromochloromethane	8.6		"	10.0		86.5	80-130				
Dichlorodifluoromethane	14		"	10.0		140	44-144				
Ethyl Benzene	9.7		"	10.0		96.7	80-131				
Isopropylbenzene	10		"	10.0		101	76-140				
Methyl acetate	8.8		"	10.0		88.5	51-139				
Methyl tert-butyl ether (MTBE)	8.5		"	10.0		84.6	76-135				
Methylcyclohexane	10		"	10.0		100	72-143				
Methylene chloride	11		"	10.0		113	55-137				
o-Xylene	9.7		"	10.0		97.3	78-130				
p- & m- Xylenes	19		"	20.0		97.0	77-133				
Styrene	9.3		"	10.0		92.6	67-132				
Tetrachloroethylene	5.6		"	10.0		56.2	82-131	Low Bias			
Toluene	9.6		"	10.0		96.2	80-127				
trans-1,2-Dichloroethylene	10		"	10.0		100	80-132				
trans-1,3-Dichloropropylene	9.3		"	10.0		93.0	78-131				
Trichloroethylene	9.4		"	10.0		94.1	82-128				
Trichlorofluoromethane	11		"	10.0		108	67-139				
Vinyl Chloride	11		"	10.0		112	58-145				
Surrogate: SURR: 1,2-Dichloroethane-d4	9.50		"	10.0		95.0	69-130				
Surrogate: SURR: Toluene-d8	10.3		"	10.0		103	81-117				
Surrogate: SURR: p-Bromofluorobenzene	10.1		"	10.0		101	79-122				



Volatile Organic Compounds by GC/MS - Quality Control Data

York Analytical Laboratories, Inc.

Analyte	Result	Reporting Limit	Units	Spike Level	Source* Result	%REC	%REC Limits	Flag	RPD	RPD Limit	Flag
Batch BL12796 - EPA 5030B											
LCS Dup (BL12796-BSD1)											
Prepared & Analyzed: 12/27/2021											
1,1,1-Trichloroethane	9.7		ug/L	10.0		97.4	78-136		0.308	30	
1,1,2,2-Tetrachloroethane	9.7		"	10.0		96.8	76-129		2.62	30	
1,1,2-Trichloro-1,2,2-trifluoroethane (Freon 113)	12		"	10.0		115	54-165		1.21	30	
1,1,2-Trichloroethane	9.4		"	10.0		93.7	82-123		6.73	30	
1,1-Dichloroethane	9.9		"	10.0		98.8	82-129		2.56	30	
1,1-Dichloroethylene	10		"	10.0		104	68-138		0.872	30	
1,2,3-Trichlorobenzene	9.3		"	10.0		93.3	76-136		11.4	30	
1,2,4-Trichlorobenzene	8.9		"	10.0		89.4	76-137		4.69	30	
1,2-Dibromo-3-chloropropane	12		"	10.0		118	45-147		29.7	30	
1,2-Dibromoethane	10		"	10.0		102	83-124		10.5	30	
1,2-Dichlorobenzene	9.2		"	10.0		91.7	79-123		2.54	30	
1,2-Dichloroethane	9.7		"	10.0		96.9	73-132		7.38	30	
1,2-Dichloropropane	10		"	10.0		103	78-126		4.57	30	
1,3-Dichlorobenzene	9.2		"	10.0		91.9	86-122		1.42	30	
1,4-Dichlorobenzene	9.3		"	10.0		93.3	85-124		0.537	30	
2-Butanone	9.6		"	10.0		96.1	49-152		13.9	30	
2-Hexanone	7.8		"	10.0		77.8	51-146		18.2	30	
4-Methyl-2-pentanone	8.2		"	10.0		82.2	57-145		14.1	30	
Acetone	5.2		"	10.0		52.3	14-150		39.4	30	Non-dir.
Benzene	10		"	10.0		99.7	85-126		2.33	30	
Bromochloromethane	10		"	10.0		100	77-128		7.12	30	
Bromodichloromethane	9.7		"	10.0		96.9	79-128		2.40	30	
Bromoform	9.6		"	10.0		95.9	78-133		3.07	30	
Bromomethane	6.8		"	10.0		68.2	43-168		5.89	30	
Carbon disulfide	11		"	10.0		113	68-146		1.92	30	
Carbon tetrachloride	10		"	10.0		104	77-141		4.01	30	
Chlorobenzene	10		"	10.0		100	88-120		0.895	30	
Chloroethane	11		"	10.0		110	65-136		1.26	30	
Chloroform	9.9		"	10.0		98.7	82-128		1.84	30	
Chloromethane	9.1		"	10.0		91.0	43-155		1.96	30	
cis-1,2-Dichloroethylene	9.8		"	10.0		97.8	83-129		0.102	30	
cis-1,3-Dichloropropylene	9.8		"	10.0		98.1	80-131		1.44	30	
Cyclohexane	10		"	10.0		99.5	63-149		1.40	30	
Dibromochloromethane	9.6		"	10.0		96.2	80-130		10.6	30	
Dichlorodifluoromethane	14		"	10.0		143	44-144		2.34	30	
Ethyl Benzene	9.6		"	10.0		96.4	80-131		0.311	30	
Isopropylbenzene	9.5		"	10.0		95.3	76-140		5.41	30	
Methyl acetate	10		"	10.0		100	51-139		12.6	30	
Methyl tert-butyl ether (MTBE)	9.5		"	10.0		95.4	76-135		12.0	30	
Methylcyclohexane	10		"	10.0		99.5	72-143		0.601	30	
Methylene chloride	11		"	10.0		108	55-137		5.17	30	
o-Xylene	9.5		"	10.0		94.9	78-130		2.50	30	
p- & m- Xylenes	19		"	20.0		96.7	77-133		0.361	30	
Styrene	9.3		"	10.0		93.1	67-132		0.539	30	
Tetrachloroethylene	5.4		"	10.0		53.8	82-131	Low Bias	4.36	30	
Toluene	9.6		"	10.0		96.5	80-127		0.311	30	
trans-1,2-Dichloroethylene	9.9		"	10.0		99.3	80-132		0.702	30	
trans-1,3-Dichloropropylene	10		"	10.0		100	78-131		7.35	30	
Trichloroethylene	9.4		"	10.0		93.5	82-128		0.640	30	
Trichlorofluoromethane	11		"	10.0		108	67-139		0.00	30	



Volatile Organic Compounds by GC/MS - Quality Control Data
York Analytical Laboratories, Inc.

Analyte	Result	Reporting Limit	Units	Spike Level	Source* Result	%REC	%REC Limits	Flag	RPD	RPD Limit	Flag
---------	--------	-----------------	-------	-------------	----------------	------	-------------	------	-----	-----------	------

Batch BL12796 - EPA 5030B

LCS Dup (BL12796-BSD1)

Prepared & Analyzed: 12/27/2021

Vinyl Chloride	11		ug/L	10.0		113	58-145		0.890	30	
Surrogate: SURR: 1,2-Dichloroethane-d4	9.94		"	10.0		99.4	69-130				
Surrogate: SURR: Toluene-d8	10.2		"	10.0		102	81-117				
Surrogate: SURR: p-Bromofluorobenzene	9.68		"	10.0		96.8	79-122				

Batch BL12868 - EPA 5030B

Blank (BL12868-BLK1)

Prepared & Analyzed: 12/28/2021

1,1,1-Trichloroethane	ND	0.50	ug/L								
1,1,2,2-Tetrachloroethane	ND	0.50	"								
1,1,2-Trichloro-1,2,2-trifluoroethane (Freon 113)	ND	0.50	"								
1,1,2-Trichloroethane	ND	0.50	"								
1,1-Dichloroethane	ND	0.50	"								
1,1-Dichloroethylene	ND	0.50	"								
1,2,3-Trichlorobenzene	ND	0.50	"								
1,2,4-Trichlorobenzene	ND	0.50	"								
1,2-Dibromo-3-chloropropane	ND	0.50	"								
1,2-Dibromoethane	ND	0.50	"								
1,2-Dichlorobenzene	ND	0.50	"								
1,2-Dichloroethane	ND	0.50	"								
1,2-Dichloropropane	ND	0.50	"								
1,3-Dichlorobenzene	ND	0.50	"								
1,4-Dichlorobenzene	ND	0.50	"								
2-Butanone	ND	0.50	"								
2-Hexanone	ND	0.50	"								
4-Methyl-2-pentanone	ND	0.50	"								
Acetone	ND	2.0	"								
Benzene	ND	0.50	"								
Bromochloromethane	ND	0.50	"								
Bromodichloromethane	ND	0.50	"								
Bromoform	ND	0.50	"								
Bromomethane	ND	0.50	"								
Carbon disulfide	ND	0.50	"								
Carbon tetrachloride	ND	0.50	"								
Chlorobenzene	ND	0.50	"								
Chloroethane	ND	0.50	"								
Chloroform	ND	0.50	"								
Chloromethane	ND	0.50	"								
cis-1,2-Dichloroethylene	ND	0.50	"								
cis-1,3-Dichloropropylene	ND	0.50	"								
Cyclohexane	ND	0.50	"								
Dibromochloromethane	ND	0.50	"								
Dichlorodifluoromethane	ND	0.50	"								
Ethyl Benzene	ND	0.50	"								
Isopropylbenzene	ND	0.50	"								
Methyl acetate	ND	0.50	"								
Methyl tert-butyl ether (MTBE)	ND	0.50	"								
Methylcyclohexane	ND	0.50	"								
Methylene chloride	1.3	2.0	"								
o-Xylene	ND	0.50	"								
p- & m- Xylenes	ND	1.0	"								



Volatile Organic Compounds by GC/MS - Quality Control Data
York Analytical Laboratories, Inc.

Analyte	Result	Reporting Limit	Units	Spike Level	Source* Result	%REC	%REC Limits	Flag	RPD	RPD Limit	Flag
---------	--------	-----------------	-------	-------------	----------------	------	-------------	------	-----	-----------	------

Batch BL12868 - EPA 5030B

Blank (BL12868-BLK1)

Prepared & Analyzed: 12/28/2021

Styrene	ND	0.50	ug/L								
Tetrachloroethylene	ND	0.50	"								
Toluene	ND	0.50	"								
trans-1,2-Dichloroethylene	ND	0.50	"								
trans-1,3-Dichloropropylene	ND	0.50	"								
Trichloroethylene	ND	0.50	"								
Trichlorofluoromethane	ND	0.50	"								
Vinyl Chloride	ND	0.50	"								
Xylenes, Total	ND	1.5	"								
<i>Surrogate: Surr: 1,2-Dichloroethane-d4</i>	10.5		"	10.0		105	69-130				
<i>Surrogate: Surr: Toluene-d8</i>	9.98		"	10.0		99.8	81-117				
<i>Surrogate: Surr: p-Bromofluorobenzene</i>	9.94		"	10.0		99.4	79-122				

LCS (BL12868-BS1)

Prepared & Analyzed: 12/28/2021

1,1,1-Trichloroethane	9.5		ug/L	10.0		95.1	78-136				
1,1,2,2-Tetrachloroethane	9.2		"	10.0		91.7	76-129				
1,1,2-Trichloro-1,2,2-trifluoroethane (Freon 113)	11		"	10.0		109	54-165				
1,1,2-Trichloroethane	8.8		"	10.0		87.6	82-123				
1,1-Dichloroethane	9.4		"	10.0		94.5	82-129				
1,1-Dichloroethylene	9.8		"	10.0		98.4	68-138				
1,2,3-Trichlorobenzene	7.9		"	10.0		78.6	76-136				
1,2,4-Trichlorobenzene	8.1		"	10.0		80.9	76-137				
1,2-Dibromo-3-chloropropane	8.0		"	10.0		80.0	45-147				
1,2-Dibromoethane	9.5		"	10.0		94.9	83-124				
1,2-Dichlorobenzene	8.8		"	10.0		87.9	79-123				
1,2-Dichloroethane	9.3		"	10.0		92.8	73-132				
1,2-Dichloropropane	9.7		"	10.0		97.2	78-126				
1,3-Dichlorobenzene	8.7		"	10.0		87.2	86-122				
1,4-Dichlorobenzene	8.8		"	10.0		88.4	85-124				
2-Butanone	7.7		"	10.0		77.3	49-152				
2-Hexanone	7.1		"	10.0		71.1	51-146				
4-Methyl-2-pentanone	6.7		"	10.0		67.3	57-145				
Acetone	4.0		"	10.0		40.5	14-150				
Benzene	9.5		"	10.0		95.2	85-126				
Bromochloromethane	9.4		"	10.0		94.0	77-128				
Bromodichloromethane	9.0		"	10.0		89.9	79-128				
Bromoform	8.4		"	10.0		83.5	78-133				
Bromomethane	8.6		"	10.0		85.7	43-168				
Carbon disulfide	11		"	10.0		110	68-146				
Carbon tetrachloride	9.6		"	10.0		96.1	77-141				
Chlorobenzene	9.4		"	10.0		94.4	88-120				
Chloroethane	11		"	10.0		109	65-136				
Chloroform	9.2		"	10.0		92.1	82-128				
Chloromethane	9.7		"	10.0		97.4	43-155				
cis-1,2-Dichloroethylene	9.4		"	10.0		93.5	83-129				
cis-1,3-Dichloropropylene	9.2		"	10.0		92.5	80-131				
Cyclohexane	9.7		"	10.0		97.4	63-149				
Dibromochloromethane	8.6		"	10.0		85.8	80-130				
Dichlorodifluoromethane	13		"	10.0		127	44-144				
Ethyl Benzene	9.3		"	10.0		92.7	80-131				



Volatile Organic Compounds by GC/MS - Quality Control Data
York Analytical Laboratories, Inc.

Analyte	Result	Reporting Limit	Units	Spike Level	Source* Result	%REC	%REC Limits	Flag	RPD	RPD Limit	Flag
Batch BL12868 - EPA 5030B											
LCS (BL12868-BS1)						Prepared & Analyzed: 12/28/2021					
Isopropylbenzene	9.5		ug/L	10.0		95.4	76-140				
Methyl acetate	9.1		"	10.0		90.6	51-139				
Methyl tert-butyl ether (MTBE)	8.9		"	10.0		88.7	76-135				
Methylcyclohexane	9.5		"	10.0		94.9	72-143				
Methylene chloride	11		"	10.0		106	55-137				
o-Xylene	8.9		"	10.0		89.3	78-130				
p- & m- Xylenes	18		"	20.0		91.5	77-133				
Styrene	8.7		"	10.0		87.1	67-132				
Tetrachloroethylene	5.4		"	10.0		53.6	82-131	Low Bias			
Toluene	9.1		"	10.0		91.4	80-127				
trans-1,2-Dichloroethylene	9.6		"	10.0		96.4	80-132				
trans-1,3-Dichloropropylene	9.5		"	10.0		95.0	78-131				
Trichloroethylene	8.9		"	10.0		88.7	82-128				
Trichlorofluoromethane	10		"	10.0		102	67-139				
Vinyl Chloride	11		"	10.0		110	58-145				
Surrogate: SURR: 1,2-Dichloroethane-d4	9.87		"	10.0		98.7	69-130				
Surrogate: SURR: Toluene-d8	10.2		"	10.0		102	81-117				
Surrogate: SURR: p-Bromofluorobenzene	10.0		"	10.0		100	79-122				
LCS Dup (BL12868-BSD1)						Prepared & Analyzed: 12/28/2021					
1,1,1-Trichloroethane	9.1		ug/L	10.0		90.7	78-136		4.74		30
1,1,2,2-Tetrachloroethane	10		"	10.0		102	76-129		11.1		30
1,1,2-Trichloro-1,2,2-trifluoroethane (Freon 113)	10		"	10.0		105	54-165		4.30		30
1,1,2-Trichloroethane	9.6		"	10.0		95.6	82-123		8.73		30
1,1-Dichloroethane	9.3		"	10.0		92.8	82-129		1.82		30
1,1-Dichloroethylene	9.7		"	10.0		97.4	68-138		1.02		30
1,2,3-Trichlorobenzene	9.1		"	10.0		91.2	76-136		14.8		30
1,2,4-Trichlorobenzene	9.0		"	10.0		89.8	76-137		10.4		30
1,2-Dibromo-3-chloropropane	8.7		"	10.0		86.8	45-147		8.15		30
1,2-Dibromoethane	10		"	10.0		103	83-124		8.48		30
1,2-Dichlorobenzene	9.0		"	10.0		90.1	79-123		2.47		30
1,2-Dichloroethane	9.7		"	10.0		96.6	73-132		4.01		30
1,2-Dichloropropane	9.7		"	10.0		97.2	78-126		0.00		30
1,3-Dichlorobenzene	9.0		"	10.0		89.9	86-122		3.05		30
1,4-Dichlorobenzene	9.0		"	10.0		90.5	85-124		2.35		30
2-Butanone	7.8		"	10.0		78.3	49-152		1.29		30
2-Hexanone	8.1		"	10.0		81.0	51-146		13.0		30
4-Methyl-2-pentanone	8.0		"	10.0		80.4	57-145		17.7		30
Acetone	4.8		"	10.0		47.5	14-150		15.9		30
Benzene	9.3		"	10.0		92.7	85-126		2.66		30
Bromochloromethane	9.7		"	10.0		96.8	77-128		2.94		30
Bromodichloromethane	9.2		"	10.0		92.4	79-128		2.74		30
Bromoform	9.0		"	10.0		90.4	78-133		7.94		30
Bromomethane	7.9		"	10.0		79.1	43-168		8.01		30
Carbon disulfide	11		"	10.0		106	68-146		3.62		30
Carbon tetrachloride	9.4		"	10.0		94.1	77-141		2.10		30
Chlorobenzene	9.7		"	10.0		96.8	88-120		2.51		30
Chloroethane	11		"	10.0		105	65-136		3.73		30
Chloroform	9.2		"	10.0		92.1	82-128		0.00		30
Chloromethane	9.2		"	10.0		92.0	43-155		5.70		30



Volatile Organic Compounds by GC/MS - Quality Control Data

York Analytical Laboratories, Inc.

Analyte	Result	Reporting Limit	Units	Spike Level	Source* Result	%REC	%REC Limits	Flag	RPD	RPD Limit	Flag
Batch BL12868 - EPA 5030B											
LCS Dup (BL12868-BSD1)											
Prepared & Analyzed: 12/28/2021											
cis-1,2-Dichloroethylene	9.4		ug/L	10.0		94.4	83-129		0.958	30	
cis-1,3-Dichloropropylene	9.3		"	10.0		93.1	80-131		0.647	30	
Cyclohexane	9.3		"	10.0		92.9	63-149		4.73	30	
Dibromochloromethane	9.3		"	10.0		92.7	80-130		7.73	30	
Dichlorodifluoromethane	12		"	10.0		119	44-144		6.83	30	
Ethyl Benzene	9.1		"	10.0		90.9	80-131		1.96	30	
Isopropylbenzene	9.3		"	10.0		92.7	76-140		2.87	30	
Methyl acetate	10		"	10.0		101	51-139		11.0	30	
Methyl tert-butyl ether (MTBE)	9.6		"	10.0		96.5	76-135		8.42	30	
Methylcyclohexane	9.3		"	10.0		92.9	72-143		2.13	30	
Methylene chloride	10		"	10.0		102	55-137		4.02	30	
o-Xylene	9.1		"	10.0		90.8	78-130		1.67	30	
p- & m- Xylenes	18		"	20.0		91.2	77-133		0.274	30	
Styrene	8.8		"	10.0		88.4	67-132		1.48	30	
Tetrachloroethylene	5.3		"	10.0		53.2	82-131	Low Bias	0.749	30	
Toluene	9.1		"	10.0		91.2	80-127		0.219	30	
trans-1,2-Dichloroethylene	9.2		"	10.0		91.8	80-132		4.89	30	
trans-1,3-Dichloropropylene	9.7		"	10.0		96.8	78-131		1.88	30	
Trichloroethylene	8.8		"	10.0		88.5	82-128		0.226	30	
Trichlorofluoromethane	10		"	10.0		100	67-139		1.97	30	
Vinyl Chloride	10		"	10.0		103	58-145		7.41	30	
Surrogate: SURR: 1,2-Dichloroethane-d4	10.2		"	10.0		102	69-130				
Surrogate: SURR: Toluene-d8	10.2		"	10.0		102	81-117				
Surrogate: SURR: p-Bromofluorobenzene	10.0		"	10.0		100	79-122				

Batch BL12961 - EPA 5030B

Blank (BL12961-BLK1)											
Prepared & Analyzed: 12/29/2021											
1,1,1-Trichloroethane	ND	0.50	ug/L								
1,1,2,2-Tetrachloroethane	ND	0.50	"								
1,1,2-Trichloro-1,2,2-trifluoroethane (Freon 113)	ND	0.50	"								
1,1,2-Trichloroethane	ND	0.50	"								
1,1-Dichloroethane	ND	0.50	"								
1,1-Dichloroethylene	ND	0.50	"								
1,2,3-Trichlorobenzene	ND	0.50	"								
1,2,4-Trichlorobenzene	ND	0.50	"								
1,2-Dibromo-3-chloropropane	ND	0.50	"								
1,2-Dibromoethane	ND	0.50	"								
1,2-Dichlorobenzene	ND	0.50	"								
1,2-Dichloroethane	ND	0.50	"								
1,2-Dichloropropane	ND	0.50	"								
1,3-Dichlorobenzene	ND	0.50	"								
1,4-Dichlorobenzene	ND	0.50	"								
2-Butanone	ND	0.50	"								
2-Hexanone	ND	0.50	"								
4-Methyl-2-pentanone	ND	0.50	"								
Acetone	ND	2.0	"								
Benzene	ND	0.50	"								
Bromochloromethane	ND	0.50	"								
Bromodichloromethane	ND	0.50	"								
Bromoform	ND	0.50	"								



Volatile Organic Compounds by GC/MS - Quality Control Data
York Analytical Laboratories, Inc.

Analyte	Result	Reporting Limit	Units	Spike Level	Source* Result	%REC	%REC Limits	Flag	RPD	RPD Limit	Flag
---------	--------	-----------------	-------	-------------	----------------	------	-------------	------	-----	-----------	------

Batch BL12961 - EPA 5030B

Blank (BL12961-BLK1)

Prepared & Analyzed: 12/29/2021

Bromomethane	ND	0.50	ug/L								
Carbon disulfide	ND	0.50	"								
Carbon tetrachloride	ND	0.50	"								
Chlorobenzene	ND	0.50	"								
Chloroethane	ND	0.50	"								
Chloroform	ND	0.50	"								
Chloromethane	ND	0.50	"								
cis-1,2-Dichloroethylene	ND	0.50	"								
cis-1,3-Dichloropropylene	ND	0.50	"								
Cyclohexane	ND	0.50	"								
Dibromochloromethane	ND	0.50	"								
Dichlorodifluoromethane	ND	0.50	"								
Ethyl Benzene	ND	0.50	"								
Isopropylbenzene	ND	0.50	"								
Methyl acetate	ND	0.50	"								
Methyl tert-butyl ether (MTBE)	ND	0.50	"								
Methylcyclohexane	ND	0.50	"								
Methylene chloride	ND	2.0	"								
o-Xylene	ND	0.50	"								
p- & m- Xylenes	ND	1.0	"								
Styrene	ND	0.50	"								
Tetrachloroethylene	ND	0.50	"								
Toluene	ND	0.50	"								
trans-1,2-Dichloroethylene	ND	0.50	"								
trans-1,3-Dichloropropylene	ND	0.50	"								
Trichloroethylene	ND	0.50	"								
Trichlorofluoromethane	ND	0.50	"								
Vinyl Chloride	ND	0.50	"								
Xylenes, Total	ND	1.5	"								
<hr/>											
Surrogate: SURRE: 1,2-Dichloroethane-d4	10.2		"	10.0		102	69-130				
Surrogate: SURRE: Toluene-d8	9.85		"	10.0		98.5	81-117				
Surrogate: SURRE: p-Bromofluorobenzene	10.3		"	10.0		103	79-122				



Volatile Organic Compounds by GC/MS - Quality Control Data
York Analytical Laboratories, Inc.

Analyte	Result	Reporting Limit	Units	Spike Level	Source* Result	%REC	%REC Limits	Flag	RPD	RPD Limit	Flag
Batch BL12961 - EPA 5030B											
LCS (BL12961-BS1)											
Prepared & Analyzed: 12/29/2021											
1,1,1-Trichloroethane	10		ug/L	10.0		104	78-136				
1,1,2,2-Tetrachloroethane	10		"	10.0		99.7	76-129				
1,1,2-Trichloro-1,2,2-trifluoroethane (Freon 113)	12		"	10.0		118	54-165				
1,1,2-Trichloroethane	9.4		"	10.0		93.5	82-123				
1,1-Dichloroethane	10		"	10.0		101	82-129				
1,1-Dichloroethylene	11		"	10.0		106	68-138				
1,2,3-Trichlorobenzene	8.5		"	10.0		84.6	76-136				
1,2,4-Trichlorobenzene	9.1		"	10.0		90.6	76-137				
1,2-Dibromo-3-chloropropane	8.7		"	10.0		86.7	45-147				
1,2-Dibromoethane	9.7		"	10.0		97.0	83-124				
1,2-Dichlorobenzene	9.4		"	10.0		94.0	79-123				
1,2-Dichloroethane	9.7		"	10.0		96.8	73-132				
1,2-Dichloropropane	10		"	10.0		102	78-126				
1,3-Dichlorobenzene	9.7		"	10.0		97.2	86-122				
1,4-Dichlorobenzene	9.8		"	10.0		97.8	85-124				
2-Butanone	7.3		"	10.0		73.0	49-152				
2-Hexanone	6.3		"	10.0		62.8	51-146				
4-Methyl-2-pentanone	6.4		"	10.0		64.1	57-145				
Acetone	1.6		"	10.0		16.4	14-150				
Benzene	10		"	10.0		103	85-126				
Bromochloromethane	10		"	10.0		99.9	77-128				
Bromodichloromethane	9.8		"	10.0		97.8	79-128				
Bromoform	9.0		"	10.0		89.7	78-133				
Bromomethane	11		"	10.0		106	43-168				
Carbon disulfide	12		"	10.0		119	68-146				
Carbon tetrachloride	10		"	10.0		105	77-141				
Chlorobenzene	10		"	10.0		104	88-120				
Chloroethane	12		"	10.0		116	65-136				
Chloroform	10		"	10.0		101	82-128				
Chloromethane	11		"	10.0		111	43-155				
cis-1,2-Dichloroethylene	10		"	10.0		101	83-129				
cis-1,3-Dichloropropylene	10		"	10.0		99.7	80-131				
Cyclohexane	9.1		"	10.0		91.2	63-149				
Dibromochloromethane	9.4		"	10.0		94.2	80-130				
Dichlorodifluoromethane	16		"	10.0		159	44-144	High Bias			
Ethyl Benzene	10		"	10.0		99.8	80-131				
Isopropylbenzene	10		"	10.0		104	76-140				
Methyl acetate	8.3		"	10.0		83.4	51-139				
Methyl tert-butyl ether (MTBE)	8.3		"	10.0		83.4	76-135				
Methylcyclohexane	9.0		"	10.0		89.7	72-143				
Methylene chloride	12		"	10.0		115	55-137				
o-Xylene	9.8		"	10.0		98.1	78-130				
p- & m- Xylenes	20		"	20.0		99.1	77-133				
Styrene	9.5		"	10.0		94.6	67-132				
Tetrachloroethylene	5.8		"	10.0		58.4	82-131	Low Bias			
Toluene	9.9		"	10.0		99.3	80-127				
trans-1,2-Dichloroethylene	10		"	10.0		104	80-132				
trans-1,3-Dichloropropylene	9.7		"	10.0		96.9	78-131				
Trichloroethylene	9.6		"	10.0		95.5	82-128				
Trichlorofluoromethane	11		"	10.0		111	67-139				



Volatile Organic Compounds by GC/MS - Quality Control Data
York Analytical Laboratories, Inc.

Analyte	Result	Reporting Limit	Units	Spike Level	Source* Result	%REC	%REC Limits	Flag	RPD	RPD Limit	Flag
Batch BL12961 - EPA 5030B											
LCS (BL12961-BS1)						Prepared & Analyzed: 12/29/2021					
Vinyl Chloride	12		ug/L	10.0		120	58-145				
Surrogate: SURR: 1,2-Dichloroethane-d4	9.62		"	10.0		96.2	69-130				
Surrogate: SURR: Toluene-d8	10.2		"	10.0		102	81-117				
Surrogate: SURR: p-Bromofluorobenzene	10.2		"	10.0		102	79-122				
LCS Dup (BL12961-BSD1)						Prepared & Analyzed: 12/29/2021					
1,1,1-Trichloroethane	10		ug/L	10.0		101	78-136		3.01	30	
1,1,2,2-Tetrachloroethane	10		"	10.0		103	76-129		2.87	30	
1,1,2-Trichloro-1,2,2-trifluoroethane (Freon 113)	11		"	10.0		111	54-165		5.95	30	
1,1,2-Trichloroethane	9.7		"	10.0		97.4	82-123		4.09	30	
1,1-Dichloroethane	10		"	10.0		100	82-129		0.892	30	
1,1-Dichloroethylene	11		"	10.0		108	68-138		1.12	30	
1,2,3-Trichlorobenzene	9.0		"	10.0		89.6	76-136		5.74	30	
1,2,4-Trichlorobenzene	9.4		"	10.0		93.9	76-137		3.58	30	
1,2-Dibromo-3-chloropropane	8.4		"	10.0		83.8	45-147		3.40	30	
1,2-Dibromoethane	10		"	10.0		102	83-124		4.83	30	
1,2-Dichlorobenzene	9.7		"	10.0		96.6	79-123		2.73	30	
1,2-Dichloroethane	10		"	10.0		102	73-132		4.84	30	
1,2-Dichloropropane	10		"	10.0		101	78-126		1.28	30	
1,3-Dichlorobenzene	9.7		"	10.0		97.3	86-122		0.103	30	
1,4-Dichlorobenzene	9.8		"	10.0		98.3	85-124		0.510	30	
2-Butanone	5.9		"	10.0		58.9	49-152		21.4	30	
2-Hexanone	6.8		"	10.0		68.0	51-146		7.95	30	
4-Methyl-2-pentanone	7.3		"	10.0		73.0	57-145		13.0	30	
Acetone	4.4		"	10.0		43.7	14-150		90.8	30	Non-dir.
Benzene	10		"	10.0		102	85-126		0.972	30	
Bromochloromethane	10		"	10.0		103	77-128		3.06	30	
Bromodichloromethane	9.8		"	10.0		97.9	79-128		0.102	30	
Bromoform	9.6		"	10.0		95.7	78-133		6.47	30	
Bromomethane	11		"	10.0		110	43-168		3.06	30	
Carbon disulfide	12		"	10.0		116	68-146		2.89	30	
Carbon tetrachloride	11		"	10.0		106	77-141		0.570	30	
Chlorobenzene	10		"	10.0		103	88-120		1.36	30	
Chloroethane	11		"	10.0		112	65-136		3.69	30	
Chloroform	10		"	10.0		101	82-128		0.495	30	
Chloromethane	11		"	10.0		112	43-155		1.25	30	
cis-1,2-Dichloroethylene	10		"	10.0		102	83-129		0.985	30	
cis-1,3-Dichloropropylene	9.9		"	10.0		99.4	80-131		0.301	30	
Cyclohexane	9.2		"	10.0		91.5	63-149		0.328	30	
Dibromochloromethane	9.7		"	10.0		96.9	80-130		2.83	30	
Dichlorodifluoromethane	15		"	10.0		149	44-144	High Bias	6.10	30	
Ethyl Benzene	10		"	10.0		99.8	80-131		0.00	30	
Isopropylbenzene	10		"	10.0		102	76-140		1.17	30	
Methyl acetate	9.1		"	10.0		90.8	51-139		8.50	30	
Methyl tert-butyl ether (MTBE)	8.9		"	10.0		88.9	76-135		6.38	30	
Methylcyclohexane	9.1		"	10.0		90.9	72-143		1.33	30	
Methylene chloride	11		"	10.0		108	55-137		5.91	30	
o-Xylene	9.8		"	10.0		98.2	78-130		0.102	30	
p- & m- Xylenes	20		"	20.0		99.6	77-133		0.453	30	
Styrene	9.6		"	10.0		96.5	67-132		1.99	30	



Volatile Organic Compounds by GC/MS - Quality Control Data
York Analytical Laboratories, Inc.

Analyte	Result	Reporting Limit	Units	Spike Level	Source* Result	%REC	%REC Limits	Flag	RPD	RPD Limit	Flag
---------	--------	-----------------	-------	-------------	----------------	------	-------------	------	-----	-----------	------

Batch BL12961 - EPA 5030B

LCS Dup (BL12961-BSD1)

Prepared & Analyzed: 12/29/2021

Tetrachloroethylene	5.8		ug/L	10.0		58.0	82-131	Low Bias	0.687	30	
Toluene	10		"	10.0		100	80-127		1.10	30	
trans-1,2-Dichloroethylene	10		"	10.0		103	80-132		0.867	30	
trans-1,3-Dichloropropylene	10		"	10.0		99.7	78-131		2.85	30	
Trichloroethylene	9.7		"	10.0		96.9	82-128		1.46	30	
Trichlorofluoromethane	11		"	10.0		109	67-139		1.82	30	
Vinyl Chloride	12		"	10.0		117	58-145		2.95	30	
<i>Surrogate: SURR: 1,2-Dichloroethane-d4</i>	<i>9.86</i>		<i>"</i>	<i>10.0</i>		<i>98.6</i>	<i>69-130</i>				
<i>Surrogate: SURR: Toluene-d8</i>	<i>10.0</i>		<i>"</i>	<i>10.0</i>		<i>100</i>	<i>81-117</i>				
<i>Surrogate: SURR: p-Bromofluorobenzene</i>	<i>10.1</i>		<i>"</i>	<i>10.0</i>		<i>101</i>	<i>79-122</i>				



Volatile Analysis Sample Containers

Lab ID	Client Sample ID	Volatile Sample Container
21L1055-01	MW-10	40mL Clear Vial (pre-pres.) HCl; Cool to 4° C
21L1055-02	MW-25	40mL Clear Vial (pre-pres.) HCl; Cool to 4° C
21L1055-03	MW-27	40mL Clear Vial (pre-pres.) HCl; Cool to 4° C
21L1055-04	MW-30	40mL Clear Vial (pre-pres.) HCl; Cool to 4° C
21L1055-05	MW-32	40mL Clear Vial (pre-pres.) HCl; Cool to 4° C
21L1055-06	MW-33	40mL Clear Vial (pre-pres.) HCl; Cool to 4° C
21L1055-07	Trip Blank	40mL Clear Vial (pre-pres.) HCl; Cool to 4° C



Sample and Data Qualifiers Relating to This Work Order

QR-04	The RPD exceeded control limits for the LCS/LCSD QC.
QL-02	This LCS analyte is outside Laboratory Recovery limits due the analyte behavior using the referenced method. The reference method has certain limitations with respect to analytes of this nature.
J	Detected below the Reporting Limit but greater than or equal to the Method Detection Limit (MDL/LOD) or in the case of a TIC, the result is an estimated concentration.
CCV-E	The value reported is ESTIMATED. The value is estimated due to its behavior during continuing calibration verification (>20% Difference for average Rf or >20% Drift for quadratic fit).
B	Analyte is found in the associated analysis batch blank. For volatiles, methylene chloride and acetone are common lab contaminants.

Definitions and Other Explanations

*	Analyte is not certified or the state of the samples origination does not offer certification for the Analyte.
ND	NOT DETECTED - the analyte is not detected at the Reported to level (LOQ/RL or LOD/MDL)
RL	REPORTING LIMIT - the minimum reportable value based upon the lowest point in the analyte calibration curve.
LOQ	LIMIT OF QUANTITATION - the minimum concentration of a target analyte that can be reported within a specified degree of confidence. This is the lowest point in an analyte calibration curve that has been subjected to all steps of the processing/analysis and verified to meet defined criteria. This is based upon NELAC 2009 Standards and applies to all analyses.
LOD	LIMIT OF DETECTION - a verified estimate of the minimum concentration of a substance in a given matrix that an analytical process can reliably detect. This is based upon NELAC 2009 Standards and applies to all analyses conducted under the auspices of EPA SW-846.
MDL	METHOD DETECTION LIMIT - a statistically derived estimate of the minimum amount of a substance an analytical system can reliably detect with a 99% confidence that the concentration of the substance is greater than zero. This is based upon 40 CFR Part 136 Appendix B and applies only to EPA 600 and 200 series methods.
Reported to	This indicates that the data for a particular analysis is reported to either the LOD/MDL, or the LOQ/RL. In cases where the "Reported to" is located above the LOD/MDL, any value between this and the LOQ represents an estimated value which is "J" flagged accordingly. This applies to volatile and semi-volatile target compounds only.
NR	Not reported
RPD	Relative Percent Difference
Wet	The data has been reported on an as-received (wet weight) basis
Low Bias	Low Bias flag indicates that the recovery of the flagged analyte is below the laboratory or regulatory lower control limit. The data user should take note that this analyte may be biased low but should evaluate multiple lines of evidence including the LCS and site-specific MS/MSD data to draw bias conclusions. In cases where no site-specific MS/MSD was requested, only the LCS data can be used to evaluate such bias.
High Bias	High Bias flag indicates that the recovery of the flagged analyte is above the laboratory or regulatory upper control limit. The data user should take note that this analyte may be biased high but should evaluate multiple lines of evidence including the LCS and site-specific MS/MSD data to draw bias conclusions. In cases where no site-specific MS/MSD was requested, only the LCS data can be used to evaluate such bias.
Non-Dir.	Non-dir. flag (Non-Directional Bias) indicates that the Relative Percent Difference (RPD) (a measure of precision) among the MS and MSD data is outside the laboratory or regulatory control limit. This alerts the data user where the MS and MSD are from site-specific samples that the RPD is high due to either non-homogeneous distribution of target analyte between the MS/MSD or indicates poor reproducibility for other reasons.

If EPA SW-846 method 8270 is included herein it is noted that the target compound N-nitrosodiphenylamine (NDPA) decomposes in the gas chromatographic inlet and cannot be separated from diphenylamine (DPA). These results could actually represent 100% DPA, 100% NDPA or some combination of the two. For this reason, York reports the combined result for n-nitrosodiphenylamine and diphenylamine for either of these compounds as a combined concentration as Diphenylamine.

If Total PCBs are detected and the target aroclors reported are "Not detected", the Total PCB value is reported due to the presence of either or both Aroclors 1262 and 1268 which are non-target aroclors for some regulatory lists.

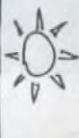
2-chloroethylvinyl ether readily breaks down under acidic conditions. Samples that are acid preserved, including standards will exhibit breakdown. The data user should take note.



Certification for pH is no longer offered by NYDOH ELAP.

Semi-Volatile and Volatile analyses are reported down to the LOD/MDL, with values between the LOD/MDL and the LOQ being "J" flagged as estimated results.

For analyses by EPA SW-846-8270D, the Limit of Quantitation (LOQ) reported for benzidine is based upon the lowest standard used for calibration and is not a verified LOQ due to this compound's propensity for oxidative losses during extraction/concentration procedures and non-reproducible chromatographic performance.



York Analytical Laboratories, Inc.
 120 Research Drive
 132-02 89th Ave
 Stratford, CT 06615
 clientservices@yorklab.com
 www.yorklab.com

Field Chain-of-Custody Record

YORK Project No.

R/L1055

Page 1 of 1

NOTE: YORK's Standard Terms & Conditions are listed on the back side of this document. This document serves as your written authorization for YORK to proceed with the analyses requested below. Your signature binds you to YORK's Standard Terms & Conditions.

YOUR INFORMATION		Report To:		Invoice To:		YOUR Project Number		Turn-Around Time	
Company:	Chazen	Company:	Chazen	Company:	Chazen	YOUR Project Number	90618.00	RUSH - Next Day	
Address:	4 British American Blvd. Latham, NY 12110	Address:	11	Address:	Accounts Payable.	YOUR Project Name	Fuller Road	RUSH - Two Day	
Phone:	518-266-7355	Phone:	11	Phone:		YOUR PO#:		RUSH - Three Day	
Contact:	Branson Fields	Contact:	11	Contact:				RUSH - Four Day	
E-mail:	brfields@labellapc.com	E-mail:	11	E-mail:				Standard (5-7 Day)	X
<p>Please print clearly and legibly. All information must be complete. Samples will not be logged in and the turn-around-time clock will not begin until any questions by YORK are resolved.</p> <p>Branson Fields Samples Collected by: (print your name above and sign below) </p>									
Sample Identification	Matrix Codes	Samples From	Report / EDD Type (circle selections)	Analysis Requested	Container Description	YORK Reg. Comp.			
MW-10	GW	New York	<input checked="" type="radio"/> Summary Report	8260 VOCs - TCL/sem (low level)	3x 40ml vial	Compared to the following Regulation(s): (please fill in)			
MW-25	" "	New Jersey	<input type="radio"/> QA Report	" "	" "	NYSDEC			
MW-27	" "	Connecticut	<input type="radio"/> NY ASP A Package	" "	" "	T065 1.1h			
MW-30	" "	Pennsylvania	<input type="radio"/> NY ASP B Package	" "	" "				
MW-32	" "	Other		" "	" "				
MW-33	" "			" "	" "				
Trip Blanks	QA/QC			" "	" "				
<p>Comments:</p> <p>Preservation: (check all that apply) HCl MeOH <input checked="" type="checkbox"/> HNO3 <input type="checkbox"/> H2SO4 <input type="checkbox"/> NaOH <input type="checkbox"/> ZnAc <input type="checkbox"/> Ascorbic Acid <input type="checkbox"/> Other: Ice</p>									
Samples Relinquished by / Company	Date/Time	Samples Relinquished by / Company	Date/Time	Samples Relinquished by / Company	Date/Time	Special Instruction			
Branson Fields Chazen	12/16/21 1530	Fed Ex - Menards, NY	12/16/21 1530			Field Filtered Lab to Filter			
Samples Relinquished by / Company	Date/Time	Samples Relinquished by / Company	Date/Time	Samples Relinquished by / Company	Date/Time	Temp. Received at Lab			
						1.3			



ANALYTICAL REPORT

Lab Number:	L2159524
Client:	Earth Environmental 15 West Sky Lane Clifton Park, NY 12065
ATTN:	Kim Baines
Phone:	(518) 588-2104
Project Name:	136 FULLER ROAD
Project Number:	Not Specified
Report Date:	11/08/21

The original project report/data package is held by Alpha Analytical. This report/data package is paginated and should be reproduced only in its entirety. Alpha Analytical holds no responsibility for results and/or data that are not consistent with the original.

Certifications & Approvals: MA (M-MA030), NH NELAP (2062), CT (PH-0141), DoD (L2474), FL (E87814), IL (200081), LA (85084), ME (MA00030), MD (350), NJ (MA015), NY (11627), NC (685), OH (CL106), PA (68-02089), RI (LAO00299), TX (T104704419), VT (VT-0015), VA (460194), WA (C954), US Army Corps of Engineers, USDA (Permit #P330-17-00150), USFWS (Permit #206964).

320 Forbes Boulevard, Mansfield, MA 02048-1806
508-822-9300 (Fax) 508-822-3288 800-624-9220 - www.alphalab.com



Project Name: 136 FULLER ROAD
Project Number: Not Specified

Lab Number: L2159524
Report Date: 11/08/21

Alpha Sample ID	Client ID	Matrix	Sample Location	Collection Date/Time	Receive Date
L2159524-01	STACK EFFLUENT	SOIL_VAPOR	ALBANY NY	10/29/21 13:15	10/29/21

Project Name: 136 FULLER ROAD
Project Number: Not Specified

Lab Number: L2159524
Report Date: 11/08/21

Case Narrative

The samples were received in accordance with the Chain of Custody and no significant deviations were encountered during the preparation or analysis unless otherwise noted. Sample Receipt, Container Information, and the Chain of Custody are located at the back of the report.

Results contained within this report relate only to the samples submitted under this Alpha Lab Number and meet NELAP requirements for all NELAP accredited parameters unless otherwise noted in the following narrative. The data presented in this report is organized by parameter (i.e. VOC, SVOC, etc.). Sample specific Quality Control data (i.e. Surrogate Spike Recovery) is reported at the end of the target analyte list for each individual sample, followed by the Laboratory Batch Quality Control at the end of each parameter. Tentatively Identified Compounds (TICs), if requested, are reported for compounds identified to be present and are not part of the method/program Target Compound List, even if only a subset of the TCL are being reported. If a sample was re-analyzed or re-extracted due to a required quality control corrective action and if both sets of data are reported, the Laboratory ID of the re-analysis or re-extraction is designated with an "R" or "RE", respectively.

When multiple Batch Quality Control elements are reported (e.g. more than one LCS), the associated samples for each element are noted in the grey shaded header line of each data table. Any Laboratory Batch, Sample Specific % recovery or RPD value that is outside the listed Acceptance Criteria is bolded in the report. In reference to questions H (CAM) or 4 (RCP) when "NO" is checked, the performance criteria for CAM and RCP methods allow for some quality control failures to occur and still be within method compliance. In these instances, the specific failure is not narrated but noted in the associated QC Outlier Summary Report, located directly after the Case Narrative. QC information is also incorporated in the Data Usability Assessment table (Format 11) of our Data Merger tool, where it can be reviewed in conjunction with the sample result, associated regulatory criteria and any associated data usability implications.

Soil/sediments, solids and tissues are reported on a dry weight basis unless otherwise noted. Definitions of all data qualifiers and acronyms used in this report are provided in the Glossary located at the back of the report.

HOLD POLICY - For samples submitted on hold, Alpha's policy is to hold samples (with the exception of Air canisters) free of charge for 21 calendar days from the date the project is completed. After 21 calendar days, we will dispose of all samples submitted including those put on hold unless you have contacted your Alpha Project Manager and made arrangements for Alpha to continue to hold the samples. Air canisters will be disposed after 3 business days from the date the project is completed.

Please contact Project Management at 800-624-9220 with any questions.

Project Name: 136 FULLER ROAD
Project Number: Not Specified

Lab Number: L2159524
Report Date: 11/08/21

Case Narrative (continued)

Volatile Organics in Air

Canisters were released from the laboratory on October 6, 2021. The canister certification results are provided as an addendum.

L2159524-01D: The sample has elevated detection limits due to the dilution required by the elevated concentrations of target compounds in the sample.

I, the undersigned, attest under the pains and penalties of perjury that, to the best of my knowledge and belief and based upon my personal inquiry of those responsible for providing the information contained in this analytical report, such information is accurate and complete. This certificate of analysis is not complete unless this page accompanies any and all pages of this report.

Authorized Signature:  Christopher J. Anderson

Title: Technical Director/Representative

Date: 11/08/21

AIR

Project Name: 136 FULLER ROAD**Lab Number:** L2159524**Project Number:** Not Specified**Report Date:** 11/08/21**SAMPLE RESULTS**

Lab ID: L2159524-01 D
 Client ID: STACK EFFLUENT
 Sample Location: ALBANY NY

Date Collected: 10/29/21 13:15
 Date Received: 10/29/21
 Field Prep: Not Specified

Sample Depth:
 Matrix: Soil_Vapor
 Analytical Method: 48,TO-15
 Analytical Date: 11/06/21 03:01
 Analyst: TS

Parameter	ppbV			ug/m3			Qualifier	Dilution Factor
	Results	RL	MDL	Results	RL	MDL		
Volatile Organics in Air - Mansfield Lab								
Dichlorodifluoromethane	2.74	0.833	--	13.5	4.12	--		4.167
Chloromethane	ND	0.833	--	ND	1.72	--		4.167
Freon-114	ND	0.833	--	ND	5.82	--		4.167
Vinyl chloride	2.90	0.833	--	7.41	2.13	--		4.167
1,3-Butadiene	ND	0.833	--	ND	1.84	--		4.167
Bromomethane	ND	0.833	--	ND	3.23	--		4.167
Chloroethane	0.858	0.833	--	2.26	2.20	--		4.167
Ethanol	ND	20.8	--	ND	39.2	--		4.167
Vinyl bromide	ND	0.833	--	ND	3.64	--		4.167
Acetone	4.40	4.17	--	10.5	9.91	--		4.167
Trichlorofluoromethane	15.6	0.833	--	87.7	4.68	--		4.167
Isopropanol	ND	2.08	--	ND	5.11	--		4.167
1,1-Dichloroethene	3.34	0.833	--	13.2	3.30	--		4.167
Tertiary butyl Alcohol	ND	2.08	--	ND	6.31	--		4.167
Methylene chloride	ND	2.08	--	ND	7.23	--		4.167
3-Chloropropene	ND	0.833	--	ND	2.61	--		4.167
Carbon disulfide	ND	0.833	--	ND	2.59	--		4.167
Freon-113	ND	0.833	--	ND	6.38	--		4.167
trans-1,2-Dichloroethene	ND	0.833	--	ND	3.30	--		4.167
1,1-Dichloroethane	38.5	0.833	--	156	3.37	--		4.167
Methyl tert butyl ether	ND	0.833	--	ND	3.00	--		4.167
2-Butanone	ND	2.08	--	ND	6.13	--		4.167
cis-1,2-Dichloroethene	227	0.833	--	900	3.30	--		4.167



Project Name: 136 FULLER ROAD**Lab Number:** L2159524**Project Number:** Not Specified**Report Date:** 11/08/21**SAMPLE RESULTS**

Lab ID: L2159524-01 D
 Client ID: STACK EFFLUENT
 Sample Location: ALBANY NY

Date Collected: 10/29/21 13:15
 Date Received: 10/29/21
 Field Prep: Not Specified

Sample Depth:

Parameter	ppbV			ug/m3			Qualifier	Dilution Factor
	Results	RL	MDL	Results	RL	MDL		
Volatile Organics in Air - Mansfield Lab								
Ethyl Acetate	ND	2.08	--	ND	7.50	--		4.167
Chloroform	ND	0.833	--	ND	4.07	--		4.167
Tetrahydrofuran	2.63	2.08	--	7.76	6.13	--		4.167
1,2-Dichloroethane	ND	0.833	--	ND	3.37	--		4.167
n-Hexane	ND	0.833	--	ND	2.94	--		4.167
1,1,1-Trichloroethane	98.0	0.833	--	535	4.54	--		4.167
Benzene	9.14	0.833	--	29.2	2.66	--		4.167
Carbon tetrachloride	ND	0.833	--	ND	5.24	--		4.167
Cyclohexane	ND	0.833	--	ND	2.87	--		4.167
1,2-Dichloropropane	ND	0.833	--	ND	3.85	--		4.167
Bromodichloromethane	ND	0.833	--	ND	5.58	--		4.167
1,4-Dioxane	0.979	0.833	--	3.53	3.00	--		4.167
Trichloroethene	27.5	0.833	--	148	4.48	--		4.167
2,2,4-Trimethylpentane	ND	0.833	--	ND	3.89	--		4.167
Heptane	ND	0.833	--	ND	3.41	--		4.167
cis-1,3-Dichloropropene	ND	0.833	--	ND	3.78	--		4.167
4-Methyl-2-pentanone	ND	2.08	--	ND	8.52	--		4.167
trans-1,3-Dichloropropene	ND	0.833	--	ND	3.78	--		4.167
1,1,2-Trichloroethane	ND	0.833	--	ND	4.54	--		4.167
Toluene	14.6	0.833	--	55.0	3.14	--		4.167
2-Hexanone	ND	0.833	--	ND	3.41	--		4.167
Dibromochloromethane	ND	0.833	--	ND	7.10	--		4.167
1,2-Dibromoethane	ND	0.833	--	ND	6.40	--		4.167
Tetrachloroethene	328	0.833	--	2220	5.65	--		4.167
Chlorobenzene	ND	0.833	--	ND	3.84	--		4.167
Ethylbenzene	1.60	0.833	--	6.95	3.62	--		4.167



Project Name: 136 FULLER ROAD**Lab Number:** L2159524**Project Number:** Not Specified**Report Date:** 11/08/21**SAMPLE RESULTS**

Lab ID: L2159524-01 D
 Client ID: STACK EFFLUENT
 Sample Location: ALBANY NY

Date Collected: 10/29/21 13:15
 Date Received: 10/29/21
 Field Prep: Not Specified

Sample Depth:

Parameter	ppbV			ug/m3			Qualifier	Dilution Factor
	Results	RL	MDL	Results	RL	MDL		
Volatile Organics in Air - Mansfield Lab								
p/m-Xylene	5.79	1.67	--	25.1	7.25	--		4.167
Bromoform	ND	0.833	--	ND	8.61	--		4.167
Styrene	ND	0.833	--	ND	3.55	--		4.167
1,1,2,2-Tetrachloroethane	ND	0.833	--	ND	5.72	--		4.167
o-Xylene	3.52	0.833	--	15.3	3.62	--		4.167
4-Ethyltoluene	ND	0.833	--	ND	4.10	--		4.167
1,3,5-Trimethylbenzene	ND	0.833	--	ND	4.10	--		4.167
1,2,4-Trimethylbenzene	1.04	0.833	--	5.11	4.10	--		4.167
Benzyl chloride	ND	0.833	--	ND	4.31	--		4.167
1,3-Dichlorobenzene	ND	0.833	--	ND	5.01	--		4.167
1,4-Dichlorobenzene	ND	0.833	--	ND	5.01	--		4.167
1,2-Dichlorobenzene	ND	0.833	--	ND	5.01	--		4.167
1,2,4-Trichlorobenzene	ND	0.833	--	ND	6.18	--		4.167
Hexachlorobutadiene	ND	0.833	--	ND	8.89	--		4.167

Internal Standard	% Recovery	Qualifier	Acceptance Criteria
1,4-Difluorobenzene	93		60-140
Bromochloromethane	96		60-140
chlorobenzene-d5	96		60-140



Project Name: 136 FULLER ROAD

Lab Number: L2159524

Project Number: Not Specified

Report Date: 11/08/21

Method Blank Analysis Batch Quality Control

Analytical Method: 48,TO-15

Analytical Date: 11/05/21 17:35

Parameter	ppbV			ug/m3			Qualifier	Dilution Factor
	Results	RL	MDL	Results	RL	MDL		
Volatile Organics in Air - Mansfield Lab for sample(s): 01 Batch: WG1567899-4								
Dichlorodifluoromethane	ND	0.200	--	ND	0.989	--		1
Chloromethane	ND	0.200	--	ND	0.413	--		1
Freon-114	ND	0.200	--	ND	1.40	--		1
Vinyl chloride	ND	0.200	--	ND	0.511	--		1
1,3-Butadiene	ND	0.200	--	ND	0.442	--		1
Bromomethane	ND	0.200	--	ND	0.777	--		1
Chloroethane	ND	0.200	--	ND	0.528	--		1
Ethanol	ND	5.00	--	ND	9.42	--		1
Vinyl bromide	ND	0.200	--	ND	0.874	--		1
Acetone	ND	1.00	--	ND	2.38	--		1
Trichlorofluoromethane	ND	0.200	--	ND	1.12	--		1
Isopropanol	ND	0.500	--	ND	1.23	--		1
1,1-Dichloroethene	ND	0.200	--	ND	0.793	--		1
Tertiary butyl Alcohol	ND	0.500	--	ND	1.52	--		1
Methylene chloride	ND	0.500	--	ND	1.74	--		1
3-Chloropropene	ND	0.200	--	ND	0.626	--		1
Carbon disulfide	ND	0.200	--	ND	0.623	--		1
Freon-113	ND	0.200	--	ND	1.53	--		1
trans-1,2-Dichloroethene	ND	0.200	--	ND	0.793	--		1
1,1-Dichloroethane	ND	0.200	--	ND	0.809	--		1
Methyl tert butyl ether	ND	0.200	--	ND	0.721	--		1
2-Butanone	ND	0.500	--	ND	1.47	--		1
cis-1,2-Dichloroethene	ND	0.200	--	ND	0.793	--		1
Ethyl Acetate	ND	0.500	--	ND	1.80	--		1
Chloroform	ND	0.200	--	ND	0.977	--		1



Project Name: 136 FULLER ROAD

Lab Number: L2159524

Project Number: Not Specified

Report Date: 11/08/21

Method Blank Analysis Batch Quality Control

Analytical Method: 48,TO-15

Analytical Date: 11/05/21 17:35

Parameter	ppbV			ug/m3			Qualifier	Dilution Factor
	Results	RL	MDL	Results	RL	MDL		
Volatile Organics in Air - Mansfield Lab for sample(s): 01 Batch: WG1567899-4								
Tetrahydrofuran	ND	0.500	--	ND	1.47	--		1
1,2-Dichloroethane	ND	0.200	--	ND	0.809	--		1
n-Hexane	ND	0.200	--	ND	0.705	--		1
1,1,1-Trichloroethane	ND	0.200	--	ND	1.09	--		1
Benzene	ND	0.200	--	ND	0.639	--		1
Carbon tetrachloride	ND	0.200	--	ND	1.26	--		1
Cyclohexane	ND	0.200	--	ND	0.688	--		1
1,2-Dichloropropane	ND	0.200	--	ND	0.924	--		1
Bromodichloromethane	ND	0.200	--	ND	1.34	--		1
1,4-Dioxane	ND	0.200	--	ND	0.721	--		1
Trichloroethene	ND	0.200	--	ND	1.07	--		1
2,2,4-Trimethylpentane	ND	0.200	--	ND	0.934	--		1
Heptane	ND	0.200	--	ND	0.820	--		1
cis-1,3-Dichloropropene	ND	0.200	--	ND	0.908	--		1
4-Methyl-2-pentanone	ND	0.500	--	ND	2.05	--		1
trans-1,3-Dichloropropene	ND	0.200	--	ND	0.908	--		1
1,1,2-Trichloroethane	ND	0.200	--	ND	1.09	--		1
Toluene	ND	0.200	--	ND	0.754	--		1
2-Hexanone	ND	0.200	--	ND	0.820	--		1
Dibromochloromethane	ND	0.200	--	ND	1.70	--		1
1,2-Dibromoethane	ND	0.200	--	ND	1.54	--		1
Tetrachloroethene	ND	0.200	--	ND	1.36	--		1
Chlorobenzene	ND	0.200	--	ND	0.921	--		1
Ethylbenzene	ND	0.200	--	ND	0.869	--		1
p/m-Xylene	ND	0.400	--	ND	1.74	--		1



Project Name: 136 FULLER ROAD

Lab Number: L2159524

Project Number: Not Specified

Report Date: 11/08/21

Method Blank Analysis Batch Quality Control

Analytical Method: 48,TO-15

Analytical Date: 11/05/21 17:35

Parameter	ppbV			ug/m3			Qualifier	Dilution Factor
	Results	RL	MDL	Results	RL	MDL		
Volatile Organics in Air - Mansfield Lab for sample(s): 01 Batch: WG1567899-4								
Bromoform	ND	0.200	--	ND	2.07	--		1
Styrene	ND	0.200	--	ND	0.852	--		1
1,1,2,2-Tetrachloroethane	ND	0.200	--	ND	1.37	--		1
o-Xylene	ND	0.200	--	ND	0.869	--		1
4-Ethyltoluene	ND	0.200	--	ND	0.983	--		1
1,3,5-Trimethylbenzene	ND	0.200	--	ND	0.983	--		1
1,2,4-Trimethylbenzene	ND	0.200	--	ND	0.983	--		1
Benzyl chloride	ND	0.200	--	ND	1.04	--		1
1,3-Dichlorobenzene	ND	0.200	--	ND	1.20	--		1
1,4-Dichlorobenzene	ND	0.200	--	ND	1.20	--		1
1,2-Dichlorobenzene	ND	0.200	--	ND	1.20	--		1
1,2,4-Trichlorobenzene	ND	0.200	--	ND	1.48	--		1
Hexachlorobutadiene	ND	0.200	--	ND	2.13	--		1



Lab Control Sample Analysis

Batch Quality Control

Project Name: 136 FULLER ROAD

Project Number: Not Specified

Lab Number: L2159524

Report Date: 11/08/21

Parameter	LCS %Recovery	Qual	LCSD %Recovery	Qual	%Recovery Limits	RPD	Qual	RPD Limits
Volatile Organics in Air - Mansfield Lab Associated sample(s): 01 Batch: WG1567899-3								
Dichlorodifluoromethane	73		-		70-130	-		
Chloromethane	87		-		70-130	-		
Freon-114	78		-		70-130	-		
Vinyl chloride	85		-		70-130	-		
1,3-Butadiene	85		-		70-130	-		
Bromomethane	88		-		70-130	-		
Chloroethane	88		-		70-130	-		
Ethanol	91		-		40-160	-		
Vinyl bromide	94		-		70-130	-		
Acetone	83		-		40-160	-		
Trichlorofluoromethane	85		-		70-130	-		
Isopropanol	87		-		40-160	-		
1,1-Dichloroethene	87		-		70-130	-		
Tertiary butyl Alcohol	78		-		70-130	-		
Methylene chloride	94		-		70-130	-		
3-Chloropropene	90		-		70-130	-		
Carbon disulfide	87		-		70-130	-		
Freon-113	100		-		70-130	-		
trans-1,2-Dichloroethene	88		-		70-130	-		
1,1-Dichloroethane	91		-		70-130	-		
Methyl tert butyl ether	85		-		70-130	-		
2-Butanone	102		-		70-130	-		
cis-1,2-Dichloroethene	92		-		70-130	-		

Lab Control Sample Analysis

Batch Quality Control

Project Name: 136 FULLER ROAD

Project Number: Not Specified

Lab Number: L2159524

Report Date: 11/08/21

Parameter	LCS %Recovery	Qual	LCSD %Recovery	Qual	%Recovery Limits	RPD	Qual	RPD Limits
Volatile Organics in Air - Mansfield Lab Associated sample(s): 01 Batch: WG1567899-3								
Ethyl Acetate	99		-		70-130	-		
Chloroform	87		-		70-130	-		
Tetrahydrofuran	100		-		70-130	-		
1,2-Dichloroethane	80		-		70-130	-		
n-Hexane	98		-		70-130	-		
1,1,1-Trichloroethane	92		-		70-130	-		
Benzene	84		-		70-130	-		
Carbon tetrachloride	80		-		70-130	-		
Cyclohexane	97		-		70-130	-		
1,2-Dichloropropane	104		-		70-130	-		
Bromodichloromethane	91		-		70-130	-		
1,4-Dioxane	104		-		70-130	-		
Trichloroethene	107		-		70-130	-		
2,2,4-Trimethylpentane	100		-		70-130	-		
Heptane	111		-		70-130	-		
cis-1,3-Dichloropropene	97		-		70-130	-		
4-Methyl-2-pentanone	115		-		70-130	-		
trans-1,3-Dichloropropene	80		-		70-130	-		
1,1,2-Trichloroethane	106		-		70-130	-		
Toluene	102		-		70-130	-		
2-Hexanone	117		-		70-130	-		
Dibromochloromethane	106		-		70-130	-		
1,2-Dibromoethane	101		-		70-130	-		

Lab Control Sample Analysis

Batch Quality Control

Project Name: 136 FULLER ROAD

Project Number: Not Specified

Lab Number: L2159524

Report Date: 11/08/21

Parameter	LCS %Recovery	Qual	LCSD %Recovery	Qual	%Recovery Limits	RPD	Qual	RPD Limits
Volatile Organics in Air - Mansfield Lab Associated sample(s): 01 Batch: WG1567899-3								
Tetrachloroethene	110		-		70-130	-		
Chlorobenzene	100		-		70-130	-		
Ethylbenzene	109		-		70-130	-		
p/m-Xylene	109		-		70-130	-		
Bromoform	106		-		70-130	-		
Styrene	102		-		70-130	-		
1,1,2,2-Tetrachloroethane	111		-		70-130	-		
o-Xylene	110		-		70-130	-		
4-Ethyltoluene	100		-		70-130	-		
1,3,5-Trimethylbenzene	102		-		70-130	-		
1,2,4-Trimethylbenzene	104		-		70-130	-		
Benzyl chloride	109		-		70-130	-		
1,3-Dichlorobenzene	106		-		70-130	-		
1,4-Dichlorobenzene	109		-		70-130	-		
1,2-Dichlorobenzene	107		-		70-130	-		
1,2,4-Trichlorobenzene	123		-		70-130	-		
Hexachlorobutadiene	112		-		70-130	-		

Project Name: 136 FULLER ROAD

Project Number:

Serial_No:11082111:33
Lab Number: L2159524

Report Date: 11/08/21

Canister and Flow Controller Information

Samplenum	Client ID	Media ID	Media Type	Date Prepared	Bottle Order	Cleaning Batch ID	Can Leak Check	Initial Pressure (in. Hg)	Pressure on Receipt (in. Hg)	Flow Controller Leak Chk	Flow Out mL/min	Flow In mL/min	% RPD
L2159524-01	STACK EFFLUENT	755	1.0L Can	10/06/21	342678	L2153372-02	Pass	-29.0	-1.2	-	-	-	-

Project Name: BATCH CANISTER CERTIFICATION
Project Number: CANISTER QC BAT

Lab Number: L2153372
Report Date: 11/08/21

Air Canister Certification Results

Lab ID: L2153372-02
 Client ID: CAN 2163 SHELF 23
 Sample Location:

Date Collected: 09/30/21 16:00
 Date Received: 10/01/21
 Field Prep: Not Specified

Sample Depth:
 Matrix: Air
 Analytical Method: 48,TO-15
 Analytical Date: 10/01/21 18:15
 Analyst: TS

Parameter	ppbV			ug/m3			Qualifier	Dilution Factor
	Results	RL	MDL	Results	RL	MDL		
Volatile Organics in Air - Mansfield Lab								
Chlorodifluoromethane	ND	0.200	--	ND	0.707	--		1
Propylene	ND	0.500	--	ND	0.861	--		1
Propane	ND	0.500	--	ND	0.902	--		1
Dichlorodifluoromethane	ND	0.200	--	ND	0.989	--		1
Chloromethane	ND	0.200	--	ND	0.413	--		1
Freon-114	ND	0.200	--	ND	1.40	--		1
Methanol	ND	5.00	--	ND	6.55	--		1
Vinyl chloride	ND	0.200	--	ND	0.511	--		1
1,3-Butadiene	ND	0.200	--	ND	0.442	--		1
Butane	ND	0.200	--	ND	0.475	--		1
Bromomethane	ND	0.200	--	ND	0.777	--		1
Chloroethane	ND	0.200	--	ND	0.528	--		1
Ethanol	ND	5.00	--	ND	9.42	--		1
Dichlorofluoromethane	ND	0.200	--	ND	0.842	--		1
Vinyl bromide	ND	0.200	--	ND	0.874	--		1
Acrolein	ND	0.500	--	ND	1.15	--		1
Acetone	ND	1.00	--	ND	2.38	--		1
Acetonitrile	ND	0.200	--	ND	0.336	--		1
Trichlorofluoromethane	ND	0.200	--	ND	1.12	--		1
Isopropanol	ND	0.500	--	ND	1.23	--		1
Acrylonitrile	ND	0.500	--	ND	1.09	--		1
Pentane	ND	0.200	--	ND	0.590	--		1
Ethyl ether	ND	0.200	--	ND	0.606	--		1
1,1-Dichloroethene	ND	0.200	--	ND	0.793	--		1



Project Name: BATCH CANISTER CERTIFICATION
Project Number: CANISTER QC BAT

Lab Number: L2153372
Report Date: 11/08/21

Air Canister Certification Results

Lab ID: L2153372-02
 Client ID: CAN 2163 SHELF 23
 Sample Location:

Date Collected: 09/30/21 16:00
 Date Received: 10/01/21
 Field Prep: Not Specified

Sample Depth:

Parameter	ppbV			ug/m3			Qualifier	Dilution Factor
	Results	RL	MDL	Results	RL	MDL		
Volatile Organics in Air - Mansfield Lab								
Tertiary butyl Alcohol	ND	0.500	--	ND	1.52	--		1
Methylene chloride	ND	0.500	--	ND	1.74	--		1
3-Chloropropene	ND	0.200	--	ND	0.626	--		1
Carbon disulfide	ND	0.200	--	ND	0.623	--		1
Freon-113	ND	0.200	--	ND	1.53	--		1
trans-1,2-Dichloroethene	ND	0.200	--	ND	0.793	--		1
1,1-Dichloroethane	ND	0.200	--	ND	0.809	--		1
Methyl tert butyl ether	ND	0.200	--	ND	0.721	--		1
Xylenes, total	ND	0.600	--	ND	0.869	--		1
Vinyl acetate	ND	1.00	--	ND	3.52	--		1
2-Butanone	ND	0.500	--	ND	1.47	--		1
cis-1,2-Dichloroethene	ND	0.200	--	ND	0.793	--		1
Ethyl Acetate	ND	0.500	--	ND	1.80	--		1
Chloroform	ND	0.200	--	ND	0.977	--		1
Tetrahydrofuran	ND	0.500	--	ND	1.47	--		1
2,2-Dichloropropane	ND	0.200	--	ND	0.924	--		1
1,2-Dichloroethane	ND	0.200	--	ND	0.809	--		1
n-Hexane	ND	0.200	--	ND	0.705	--		1
Diisopropyl ether	ND	0.200	--	ND	0.836	--		1
1,2-Dichloroethene (total)	ND	1.00	--	ND	1.00	--		1
tert-Butyl Ethyl Ether	ND	0.200	--	ND	0.836	--		1
1,1,1-Trichloroethane	ND	0.200	--	ND	1.09	--		1
1,1-Dichloropropene	ND	0.200	--	ND	0.908	--		1
Benzene	ND	0.200	--	ND	0.639	--		1
Carbon tetrachloride	ND	0.200	--	ND	1.26	--		1
Cyclohexane	ND	0.200	--	ND	0.688	--		1
tert-Amyl Methyl Ether	ND	0.200	--	ND	0.836	--		1



Project Name: BATCH CANISTER CERTIFICATION
Project Number: CANISTER QC BAT

Lab Number: L2153372
Report Date: 11/08/21

Air Canister Certification Results

Lab ID: L2153372-02
 Client ID: CAN 2163 SHELF 23
 Sample Location:

Date Collected: 09/30/21 16:00
 Date Received: 10/01/21
 Field Prep: Not Specified

Sample Depth:

Parameter	ppbV			ug/m3			Qualifier	Dilution Factor
	Results	RL	MDL	Results	RL	MDL		
Volatile Organics in Air - Mansfield Lab								
Dibromomethane	ND	0.200	--	ND	1.42	--		1
1,2-Dichloropropane	ND	0.200	--	ND	0.924	--		1
Bromodichloromethane	ND	0.200	--	ND	1.34	--		1
1,4-Dioxane	ND	0.200	--	ND	0.721	--		1
Trichloroethene	ND	0.200	--	ND	1.07	--		1
2,2,4-Trimethylpentane	ND	0.200	--	ND	0.934	--		1
Methyl Methacrylate	ND	0.500	--	ND	2.05	--		1
Heptane	ND	0.200	--	ND	0.820	--		1
cis-1,3-Dichloropropene	ND	0.200	--	ND	0.908	--		1
4-Methyl-2-pentanone	ND	0.500	--	ND	2.05	--		1
trans-1,3-Dichloropropene	ND	0.200	--	ND	0.908	--		1
1,1,2-Trichloroethane	ND	0.200	--	ND	1.09	--		1
Toluene	ND	0.200	--	ND	0.754	--		1
1,3-Dichloropropane	ND	0.200	--	ND	0.924	--		1
2-Hexanone	ND	0.200	--	ND	0.820	--		1
Dibromochloromethane	ND	0.200	--	ND	1.70	--		1
1,2-Dibromoethane	ND	0.200	--	ND	1.54	--		1
Butyl acetate	ND	0.500	--	ND	2.38	--		1
Octane	ND	0.200	--	ND	0.934	--		1
Tetrachloroethene	ND	0.200	--	ND	1.36	--		1
1,1,1,2-Tetrachloroethane	ND	0.200	--	ND	1.37	--		1
Chlorobenzene	ND	0.200	--	ND	0.921	--		1
Ethylbenzene	ND	0.200	--	ND	0.869	--		1
p/m-Xylene	ND	0.400	--	ND	1.74	--		1
Bromoform	ND	0.200	--	ND	2.07	--		1
Styrene	ND	0.200	--	ND	0.852	--		1
1,1,2,2-Tetrachloroethane	ND	0.200	--	ND	1.37	--		1



Project Name: BATCH CANISTER CERTIFICATION
Project Number: CANISTER QC BAT

Lab Number: L2153372
Report Date: 11/08/21

Air Canister Certification Results

Lab ID: L2153372-02
 Client ID: CAN 2163 SHELF 23
 Sample Location:

Date Collected: 09/30/21 16:00
 Date Received: 10/01/21
 Field Prep: Not Specified

Sample Depth:

Parameter	ppbV			ug/m3			Qualifier	Dilution Factor
	Results	RL	MDL	Results	RL	MDL		
Volatile Organics in Air - Mansfield Lab								
o-Xylene	ND	0.200	--	ND	0.869	--		1
1,2,3-Trichloropropane	ND	0.200	--	ND	1.21	--		1
Nonane	ND	0.200	--	ND	1.05	--		1
Isopropylbenzene	ND	0.200	--	ND	0.983	--		1
Bromobenzene	ND	0.200	--	ND	0.793	--		1
2-Chlorotoluene	ND	0.200	--	ND	1.04	--		1
n-Propylbenzene	ND	0.200	--	ND	0.983	--		1
4-Chlorotoluene	ND	0.200	--	ND	1.04	--		1
4-Ethyltoluene	ND	0.200	--	ND	0.983	--		1
1,3,5-Trimethylbenzene	ND	0.200	--	ND	0.983	--		1
tert-Butylbenzene	ND	0.200	--	ND	1.10	--		1
1,2,4-Trimethylbenzene	ND	0.200	--	ND	0.983	--		1
Decane	ND	0.200	--	ND	1.16	--		1
Benzyl chloride	ND	0.200	--	ND	1.04	--		1
1,3-Dichlorobenzene	ND	0.200	--	ND	1.20	--		1
1,4-Dichlorobenzene	ND	0.200	--	ND	1.20	--		1
sec-Butylbenzene	ND	0.200	--	ND	1.10	--		1
1,2,3-Trimethylbenzene	ND	0.200	--	ND	0.983	--		1
p-Isopropyltoluene	ND	0.200	--	ND	1.10	--		1
1,2-Dichlorobenzene	ND	0.200	--	ND	1.20	--		1
n-Butylbenzene	ND	0.200	--	ND	1.10	--		1
1,2-Dibromo-3-chloropropane	ND	0.200	--	ND	1.93	--		1
Undecane	ND	0.200	--	ND	1.28	--		1
Dodecane	ND	0.200	--	ND	1.39	--		1
1,2,4-Trichlorobenzene	ND	0.200	--	ND	1.48	--		1
Naphthalene	ND	0.200	--	ND	1.05	--		1
1,2,3-Trichlorobenzene	ND	0.200	--	ND	1.48	--		1



Project Name: BATCH CANISTER CERTIFICATION
Project Number: CANISTER QC BAT

Lab Number: L2153372
Report Date: 11/08/21

Air Canister Certification Results

Lab ID: L2153372-02
 Client ID: CAN 2163 SHELF 23
 Sample Location:

Date Collected: 09/30/21 16:00
 Date Received: 10/01/21
 Field Prep: Not Specified

Sample Depth:

Parameter	ppbV			ug/m3			Qualifier	Dilution Factor
	Results	RL	MDL	Results	RL	MDL		
Volatile Organics in Air - Mansfield Lab								
Hexachlorobutadiene	ND	0.200	--	ND	2.13	--		1

Results	Qualifier	Units	RDL	Dilution Factor
Tentatively Identified Compounds				

No Tentatively Identified Compounds

Internal Standard	% Recovery	Qualifier	Acceptance Criteria
1,4-Difluorobenzene	88		60-140
Bromochloromethane	88		60-140
chlorobenzene-d5	88		60-140



Project Name: BATCH CANISTER CERTIFICATION
Project Number: CANISTER QC BAT

Lab Number: L2153372
Report Date: 11/08/21

Air Canister Certification Results

Lab ID: L2153372-02
 Client ID: CAN 2163 SHELF 23
 Sample Location:

Date Collected: 09/30/21 16:00
 Date Received: 10/01/21
 Field Prep: Not Specified

Sample Depth:
 Matrix: Air
 Analytical Method: 48,TO-15-SIM
 Analytical Date: 10/01/21 18:15
 Analyst: TS

Parameter	ppbV			ug/m3			Qualifier	Dilution Factor
	Results	RL	MDL	Results	RL	MDL		
Volatile Organics in Air by SIM - Mansfield Lab								
Dichlorodifluoromethane	ND	0.200	--	ND	0.989	--		1
Chloromethane	ND	0.200	--	ND	0.413	--		1
Freon-114	ND	0.050	--	ND	0.349	--		1
Vinyl chloride	ND	0.020	--	ND	0.051	--		1
1,3-Butadiene	ND	0.020	--	ND	0.044	--		1
Bromomethane	ND	0.020	--	ND	0.078	--		1
Chloroethane	ND	0.100	--	ND	0.264	--		1
Acrolein	ND	0.050	--	ND	0.115	--		1
Acetone	ND	1.00	--	ND	2.38	--		1
Trichlorofluoromethane	ND	0.050	--	ND	0.281	--		1
Acrylonitrile	ND	0.500	--	ND	1.09	--		1
1,1-Dichloroethene	ND	0.020	--	ND	0.079	--		1
Methylene chloride	ND	0.500	--	ND	1.74	--		1
Freon-113	ND	0.050	--	ND	0.383	--		1
trans-1,2-Dichloroethene	ND	0.020	--	ND	0.079	--		1
1,1-Dichloroethane	ND	0.020	--	ND	0.081	--		1
Methyl tert butyl ether	ND	0.200	--	ND	0.721	--		1
2-Butanone	ND	0.500	--	ND	1.47	--		1
cis-1,2-Dichloroethene	ND	0.020	--	ND	0.079	--		1
Chloroform	ND	0.020	--	ND	0.098	--		1
1,2-Dichloroethane	ND	0.020	--	ND	0.081	--		1
1,1,1-Trichloroethane	ND	0.020	--	ND	0.109	--		1
Benzene	ND	0.100	--	ND	0.319	--		1
Carbon tetrachloride	ND	0.020	--	ND	0.126	--		1



Project Name: BATCH CANISTER CERTIFICATION
Project Number: CANISTER QC BAT

Lab Number: L2153372
Report Date: 11/08/21

Air Canister Certification Results

Lab ID: L2153372-02
 Client ID: CAN 2163 SHELF 23
 Sample Location:

Date Collected: 09/30/21 16:00
 Date Received: 10/01/21
 Field Prep: Not Specified

Sample Depth:

Parameter	ppbV			ug/m3			Qualifier	Dilution Factor
	Results	RL	MDL	Results	RL	MDL		
Volatile Organics in Air by SIM - Mansfield Lab								
1,2-Dichloropropane	ND	0.020	--	ND	0.092	--		1
Bromodichloromethane	ND	0.020	--	ND	0.134	--		1
1,4-Dioxane	ND	0.100	--	ND	0.360	--		1
Trichloroethene	ND	0.020	--	ND	0.107	--		1
cis-1,3-Dichloropropene	ND	0.020	--	ND	0.091	--		1
4-Methyl-2-pentanone	ND	0.500	--	ND	2.05	--		1
trans-1,3-Dichloropropene	ND	0.020	--	ND	0.091	--		1
1,1,2-Trichloroethane	ND	0.020	--	ND	0.109	--		1
Toluene	ND	0.100	--	ND	0.377	--		1
Dibromochloromethane	ND	0.020	--	ND	0.170	--		1
1,2-Dibromoethane	ND	0.020	--	ND	0.154	--		1
Tetrachloroethene	ND	0.020	--	ND	0.136	--		1
1,1,1,2-Tetrachloroethane	ND	0.020	--	ND	0.137	--		1
Chlorobenzene	ND	0.100	--	ND	0.461	--		1
Ethylbenzene	ND	0.020	--	ND	0.087	--		1
p/m-Xylene	ND	0.040	--	ND	0.174	--		1
Bromoform	ND	0.020	--	ND	0.207	--		1
Styrene	ND	0.020	--	ND	0.085	--		1
1,1,2,2-Tetrachloroethane	ND	0.020	--	ND	0.137	--		1
o-Xylene	ND	0.020	--	ND	0.087	--		1
Isopropylbenzene	ND	0.200	--	ND	0.983	--		1
4-Ethyltoluene	ND	0.020	--	ND	0.098	--		1
1,3,5-Trimethylbenzene	ND	0.020	--	ND	0.098	--		1
1,2,4-Trimethylbenzene	ND	0.020	--	ND	0.098	--		1
Benzyl chloride	ND	0.200	--	ND	1.04	--		1
1,3-Dichlorobenzene	ND	0.020	--	ND	0.120	--		1
1,4-Dichlorobenzene	ND	0.020	--	ND	0.120	--		1



Project Name: BATCH CANISTER CERTIFICATION
Project Number: CANISTER QC BAT

Lab Number: L2153372
Report Date: 11/08/21

Air Canister Certification Results

Lab ID: L2153372-02
 Client ID: CAN 2163 SHELF 23
 Sample Location:

Date Collected: 09/30/21 16:00
 Date Received: 10/01/21
 Field Prep: Not Specified

Sample Depth:

Parameter	ppbV			ug/m3			Qualifier	Dilution Factor
	Results	RL	MDL	Results	RL	MDL		
Volatile Organics in Air by SIM - Mansfield Lab								
sec-Butylbenzene	ND	0.200	--	ND	1.10	--		1
p-Isopropyltoluene	ND	0.200	--	ND	1.10	--		1
1,2-Dichlorobenzene	ND	0.020	--	ND	0.120	--		1
n-Butylbenzene	ND	0.200	--	ND	1.10	--		1
1,2,4-Trichlorobenzene	ND	0.050	--	ND	0.371	--		1
Naphthalene	ND	0.050	--	ND	0.262	--		1
1,2,3-Trichlorobenzene	ND	0.050	--	ND	0.371	--		1
Hexachlorobutadiene	ND	0.050	--	ND	0.533	--		1

Internal Standard	% Recovery	Qualifier	Acceptance Criteria
1,4-difluorobenzene	95		60-140
bromochloromethane	95		60-140
chlorobenzene-d5	95		60-140



Project Name: 136 FULLER ROAD**Project Number:** Not Specified**Sample Receipt and Container Information**

Were project specific reporting limits specified?

YES

Cooler Information**Cooler** **Custody Seal**

NA Absent

Container Information**Container ID** **Container Type**

L2159524-01A Canister - 1 Liter

Cooler	Initial pH	Final pH	Temp deg C	Pres	Seal	Frozen Date/Time	Analysis(*)
NA	NA			Y	Absent		TO15-LL(30)

Project Name: 136 FULLER ROAD
Project Number: Not Specified

Lab Number: L2159524
Report Date: 11/08/21

GLOSSARY

Acronyms

DL	- Detection Limit: This value represents the level to which target analyte concentrations are reported as estimated values, when those target analyte concentrations are quantified below the limit of quantitation (LOQ). The DL includes any adjustments from dilutions, concentrations or moisture content, where applicable. (DoD report formats only.)
EDL	- Estimated Detection Limit: This value represents the level to which target analyte concentrations are reported as estimated values, when those target analyte concentrations are quantified below the reporting limit (RL). The EDL includes any adjustments from dilutions, concentrations or moisture content, where applicable. The use of EDLs is specific to the analysis of PAHs using Solid-Phase Microextraction (SPME).
EMPC	- Estimated Maximum Possible Concentration: The concentration that results from the signal present at the retention time of an analyte when the ions meet all of the identification criteria except the ion abundance ratio criteria. An EMPC is a worst-case estimate of the concentration.
EPA	- Environmental Protection Agency.
LCS	- Laboratory Control Sample: A sample matrix, free from the analytes of interest, spiked with verified known amounts of analytes or a material containing known and verified amounts of analytes.
LCSD	- Laboratory Control Sample Duplicate: Refer to LCS.
LFB	- Laboratory Fortified Blank: A sample matrix, free from the analytes of interest, spiked with verified known amounts of analytes or a material containing known and verified amounts of analytes.
LOD	- Limit of Detection: This value represents the level to which a target analyte can reliably be detected for a specific analyte in a specific matrix by a specific method. The LOD includes any adjustments from dilutions, concentrations or moisture content, where applicable. (DoD report formats only.)
LOQ	- Limit of Quantitation: The value at which an instrument can accurately measure an analyte at a specific concentration. The LOQ includes any adjustments from dilutions, concentrations or moisture content, where applicable. (DoD report formats only.) Limit of Quantitation: The value at which an instrument can accurately measure an analyte at a specific concentration. The LOQ includes any adjustments from dilutions, concentrations or moisture content, where applicable. (DoD report formats only.)
MDL	- Method Detection Limit: This value represents the level to which target analyte concentrations are reported as estimated values, when those target analyte concentrations are quantified below the reporting limit (RL). The MDL includes any adjustments from dilutions, concentrations or moisture content, where applicable.
MS	- Matrix Spike Sample: A sample prepared by adding a known mass of target analyte to a specified amount of matrix sample for which an independent estimate of target analyte concentration is available. For Method 332.0, the spike recovery is calculated using the native concentration, including estimated values.
MSD	- Matrix Spike Sample Duplicate: Refer to MS.
NA	- Not Applicable.
NC	- Not Calculated: Term is utilized when one or more of the results utilized in the calculation are non-detect at the parameter's reporting unit.
NDPA/DPA	- N-Nitrosodiphenylamine/Diphenylamine.
NI	- Not Ignitable.
NP	- Non-Plastic: Term is utilized for the analysis of Atterberg Limits in soil.
NR	- No Results: Term is utilized when 'No Target Compounds Requested' is reported for the analysis of Volatile or Semivolatile Organic TIC only requests.
RL	- Reporting Limit: The value at which an instrument can accurately measure an analyte at a specific concentration. The RL includes any adjustments from dilutions, concentrations or moisture content, where applicable.
RPD	- Relative Percent Difference: The results from matrix and/or matrix spike duplicates are primarily designed to assess the precision of analytical results in a given matrix and are expressed as relative percent difference (RPD). Values which are less than five times the reporting limit for any individual parameter are evaluated by utilizing the absolute difference between the values; although the RPD value will be provided in the report.
SRM	- Standard Reference Material: A reference sample of a known or certified value that is of the same or similar matrix as the associated field samples.
STLP	- Semi-dynamic Tank Leaching Procedure per EPA Method 1315.
TEF	- Toxic Equivalency Factors: The values assigned to each dioxin and furan to evaluate their toxicity relative to 2,3,7,8-TCDD.
TEQ	- Toxic Equivalent: The measure of a sample's toxicity derived by multiplying each dioxin and furan by its corresponding TEF and then summing the resulting values.
TIC	- Tentatively Identified Compound: A compound that has been identified to be present and is not part of the target compound list (TCL) for the method and/or program. All TICs are qualitatively identified and reported as estimated concentrations.

Report Format: Data Usability Report



Project Name: 136 FULLER ROAD
Project Number: Not Specified

Lab Number: L2159524
Report Date: 11/08/21

Footnotes

- 1 - The reference for this analyte should be considered modified since this analyte is absent from the target analyte list of the original method.

Terms

Analytical Method: Both the document from which the method originates and the analytical reference method. (Example: EPA 8260B is shown as 1,8260B.) The codes for the reference method documents are provided in the References section of the Addendum.

Difference: With respect to Total Oxidizable Precursor (TOP) Assay analysis, the difference is defined as the Post-Treatment value minus the Pre-Treatment value.

Final pH: As it pertains to Sample Receipt & Container Information section of the report, Final pH reflects pH of container determined after adjustment at the laboratory, if applicable. If no adjustment required, value reflects Initial pH.

Frozen Date/Time: With respect to Volatile Organics in soil, Frozen Date/Time reflects the date/time at which associated Reagent Water-preserved vials were initially frozen. Note: If frozen date/time is beyond 48 hours from sample collection, value will be reflected in 'bold'.

Initial pH: As it pertains to Sample Receipt & Container Information section of the report, Initial pH reflects pH of container determined upon receipt, if applicable.

PAH Total: With respect to Alkylated PAH analyses, the 'PAHs, Total' result is defined as the summation of results for all or a subset of the following compounds: Naphthalene, C1-C4 Naphthalenes, 2-Methylnaphthalene, 1-Methylnaphthalene, Biphenyl, Acenaphthylene, Acenaphthene, Fluorene, C1-C3 Fluorenes, Phenanthrene, C1-C4 Phenanthrenes/Anthracenes, Anthracene, Fluoranthene, Pyrene, C1-C4 Fluoranthenes/Pyrenes, Benz(a)anthracene, Chrysene, C1-C4 Chrysenes, Benzo(b)fluoranthene, Benzo(j)+(k)fluoranthene, Benzo(e)pyrene, Benzo(a)pyrene, Perylene, Indeno(1,2,3-cd)pyrene, Dibenz(ah)+(ac)anthracene, Benzo(g,h,i)perylene. If a 'Total' result is requested, the results of its individual components will also be reported.

PFAS Total: With respect to PFAS analyses, the 'PFAS, Total (5)' result is defined as the summation of results for: PFHpA, PFHxS, PFOA, PFNA and PFOS. In addition, the 'PFAS, Total (6)' result is defined as the summation of results for: PFHpA, PFHxS, PFOA, PFNA, PFDA and PFOS. For MassDEP DW compliance analysis only, the 'PFAS, Total (6)' result is defined as the summation of results at or above the RL. Note: If a 'Total' result is requested, the results of its individual components will also be reported.

The target compound Chlordane (CAS No. 57-74-9) is reported for GC ECD analyses. Per EPA, this compound "refers to a mixture of chlordane isomers, other chlorinated hydrocarbons and numerous other components." (Reference: USEPA Toxicological Review of Chlordane, In Support of Summary Information on the Integrated Risk Information System (IRIS), December 1997.)

Total: With respect to Organic analyses, a 'Total' result is defined as the summation of results for individual isomers or Aroclors. If a 'Total' result is requested, the results of its individual components will also be reported. This is applicable to 'Total' results for methods 8260, 8081 and 8082.

Data Qualifiers

- A** - Spectra identified as "Aldol Condensates" are byproducts of the extraction/concentration procedures when acetone is introduced in the process.
- B** - The analyte was detected above the reporting limit in the associated method blank. Flag only applies to associated field samples that have detectable concentrations of the analyte at less than ten times (10x) the concentration found in the blank. For MCP-related projects, flag only applies to associated field samples that have detectable concentrations of the analyte at less than ten times (10x) the concentration found in the blank. For DOD-related projects, flag only applies to associated field samples that have detectable concentrations of the analyte at less than ten times (10x) the concentration found in the blank AND the analyte was detected above one-half the reporting limit (or above the reporting limit for common lab contaminants) in the associated method blank. For NJ-Air-related projects, flag only applies to associated field samples that have detectable concentrations of the analyte above the reporting limit. For NJ-related projects (excluding Air), flag only applies to associated field samples that have detectable concentrations of the analyte, which was detected above the reporting limit in the associated method blank or above five times the reporting limit for common lab contaminants (Phthalates, Acetone, Methylene Chloride, 2-Butanone).
- C** - Co-elution: The target analyte co-elutes with a known lab standard (i.e. surrogate, internal standards, etc.) for co-extracted analyses.
- D** - Concentration of analyte was quantified from diluted analysis. Flag only applies to field samples that have detectable concentrations of the analyte.
- E** - Concentration of analyte exceeds the range of the calibration curve and/or linear range of the instrument.
- F** - The ratio of quantifier ion response to qualifier ion response falls outside of the laboratory criteria. Results are considered to be an estimated maximum concentration.
- G** - The concentration may be biased high due to matrix interferences (i.e. co-elution) with non-target compound(s). The result should be considered estimated.
- H** - The analysis of pH was performed beyond the regulatory-required holding time of 15 minutes from the time of sample collection.
- I** - The lower value for the two columns has been reported due to obvious interference.
- J** - Estimated value. This represents an estimated concentration for Tentatively Identified Compounds (TICs).
- M** - Reporting Limit (RL) exceeds the MCP CAM Reporting Limit for this analyte.
- ND** - Not detected at the reporting limit (RL) for the sample.
- NJ** - Presumptive evidence of compound. This represents an estimated concentration for Tentatively Identified Compounds (TICs), where

Report Format: Data Usability Report



Project Name: 136 FULLER ROAD
Project Number: Not Specified

Lab Number: L2159524
Report Date: 11/08/21

Data Qualifiers

the identification is based on a mass spectral library search.

- P** - The RPD between the results for the two columns exceeds the method-specified criteria.
- Q** - The quality control sample exceeds the associated acceptance criteria. For DOD-related projects, LCS and/or Continuing Calibration Standard exceedences are also qualified on all associated sample results. Note: This flag is not applicable for matrix spike recoveries when the sample concentration is greater than 4x the spike added or for batch duplicate RPD when the sample concentrations are less than 5x the RL. (Metals only.)
- R** - Analytical results are from sample re-analysis.
- RE** - Analytical results are from sample re-extraction.
- S** - Analytical results are from modified screening analysis.
- V** - The surrogate associated with this target analyte has a recovery outside the QC acceptance limits. (Applicable to MassDEP DW Compliance samples only.)
- Z** - The batch matrix spike and/or duplicate associated with this target analyte has a recovery/RPD outside the QC acceptance limits. (Applicable to MassDEP DW Compliance samples only.)

Project Name: 136 FULLER ROAD
Project Number: Not Specified

Lab Number: L2159524
Report Date: 11/08/21

REFERENCES

- 48 Compendium of Methods for the Determination of Toxic Organic Compounds in Ambient Air. Second Edition. EPA/625/R-96/010b, January 1999.

LIMITATION OF LIABILITIES

Alpha Analytical performs services with reasonable care and diligence normal to the analytical testing laboratory industry. In the event of an error, the sole and exclusive responsibility of Alpha Analytical shall be to re-perform the work at it's own expense. In no event shall Alpha Analytical be held liable for any incidental, consequential or special damages, including but not limited to, damages in any way connected with the use of, interpretation of, information or analysis provided by Alpha Analytical.

We strongly urge our clients to comply with EPA protocol regarding sample volume, preservation, cooling, containers, sampling procedures, holding time and splitting of samples in the field.



Certification Information

The following analytes are not included in our Primary NELAP Scope of Accreditation:

Westborough Facility

EPA 624/624.1: m/p-xylene, o-xylene, Naphthalene

EPA 625/625.1: alpha-Terpineol

EPA 8260C/8260D: NPW: 1,2,4,5-Tetramethylbenzene; 4-Ethyltoluene, Azobenzene; SCM: Iodomethane (methyl iodide), 1,2,4,5-Tetramethylbenzene; 4-Ethyltoluene.

EPA 8270D/8270E: NPW: Dimethylnaphthalene, 1,4-Diphenylhydrazine, alpha-Terpineol; SCM: Dimethylnaphthalene, 1,4-Diphenylhydrazine.

SM4500: NPW: Amenable Cyanide; SCM: Total Phosphorus, TKN, NO₂, NO₃.

Mansfield Facility

SM 2540D: TSS

EPA 8082A: NPW: PCB: 1, 5, 31, 87,101, 110, 141, 151, 153, 180, 183, 187.

EPA TO-15: Halothane, 2,4,4-Trimethyl-2-pentene, 2,4,4-Trimethyl-1-pentene, Thiophene, 2-Methylthiophene,

3-Methylthiophene, 2-Ethylthiophene, 1,2,3-Trimethylbenzene, Indan, Indene, 1,2,4,5-Tetramethylbenzene, Benzothiophene, 1-Methylnaphthalene.

Biological Tissue Matrix: EPA 3050B

The following analytes are included in our Massachusetts DEP Scope of Accreditation

Westborough Facility:

Drinking Water

EPA 300.0: Chloride, Nitrate-N, Fluoride, Sulfate; **EPA 353.2:** Nitrate-N, Nitrite-N; **SM4500NO3-F:** Nitrate-N, Nitrite-N; **SM4500F-C, SM4500CN-CE,**

EPA 180.1, SM2130B, SM4500CI-D, SM2320B, SM2540C, SM4500H-B, SM4500NO2-B

EPA 332: Perchlorate; **EPA 524.2:** THMs and VOCs; **EPA 504.1:** EDB, DBCP.

Microbiology: **SM9215B; SM9223-P/A, SM9223B-Colilert-QT, SM9222D.**

Non-Potable Water

SM4500H,B, EPA 120.1, SM2510B, SM2540C, SM2320B, SM4500CL-E, SM4500F-BC, SM4500NH3-BH: Ammonia-N and Kjeldahl-N, **EPA 350.1:**

Ammonia-N, **LCHAT 10-107-06-1-B:** Ammonia-N, **EPA 351.1, SM4500NO3-F, EPA 353.2:** Nitrate-N, **SM4500P-E, SM4500P-B, E, SM4500SO4-E,**

SM5220D, EPA 410.4, SM5210B, SM5310C, SM4500CL-D, EPA 1664, EPA 420.1, SM4500-CN-CE, SM2540D, EPA 300: Chloride, Sulfate, Nitrate.

EPA 624.1: Volatile Halocarbons & Aromatics,

EPA 608.3: Chlordane, Toxaphene, Aldrin, alpha-BHC, beta-BHC, gamma-BHC, delta-BHC, Dieldrin, DDD, DDE, DDT, Endosulfan I, Endosulfan II,

Endosulfan sulfate, Endrin, Endrin Aldehyde, Heptachlor, Heptachlor Epoxide, PCBs

EPA 625.1: SVOC (Acid/Base/Neutral Extractables), **EPA 600/4-81-045:** PCB-Oil.

Microbiology: **SM9223B-Colilert-QT; Enterolert-QT, SM9221E, EPA 1600, EPA 1603, SM9222D.**

Mansfield Facility:

Drinking Water

EPA 200.7: Al, Ba, Cd, Cr, Cu, Fe, Mn, Ni, Na, Ag, Ca, Zn. **EPA 200.8:** Al, Sb, As, Ba, Be, Cd, Cr, Cu, Pb, Mn, Ni, Se, Ag, TL, Zn. **EPA 245.1 Hg.**

EPA 522, EPA 537.1.

Non-Potable Water

EPA 200.7: Al, Sb, As, Be, Cd, Ca, Cr, Co, Cu, Fe, Pb, Mg, Mn, Mo, Ni, K, Se, Ag, Na, Sr, TL, Ti, V, Zn.

EPA 200.8: Al, Sb, As, Be, Cd, Cr, Cu, Fe, Pb, Mn, Ni, K, Se, Ag, Na, TL, Zn.

EPA 245.1 Hg.

SM2340B

For a complete listing of analytes and methods, please contact your Alpha Project Manager.

AIR ANALYSIS

PAGE OF



CHAIN OF CUSTODY

Project Information

Project Name: 136 Fuller Road

Project Location: Albany NY

Project #:

Project Manager: Baines

ALPHA Quote #:

Turn-Around-Time

Standard Rush (only confirmed if pre-approved)

Date Due: Time:

320 Forbes Blvd, Mansfield, MA 02048
TEL: 508-822-9300 FAX: 508-822-3288

Client Information

Client: Earth Environmental LLC

Address: 15 West Sky Lane

Clifton Park, NY 12065

Phone: (518) 588-2104

Fax:

Email: KimBaines.Env@gmail.com

These samples have been Previously analyzed by Alpha

Other Project Specific Requirements/Comments:

Project-Specific Target Compound List

Date Rec'd in Lab: 10/30/21

ALPHA Job #: L2159524

Report/Data Deliverables Information

FAX EMAIL
 ADEX Add'l Deliverables

Billing Information

Same as Client info PD #:

Regulatory Requirements/Report Limits

State/Fed	Program	Residential/Commercial

Analysis

TO-15	TO-15 SIM	APH Subtract non-petroleum HCs	FIXED GASES	Sulfides & Mercaptans by TO-15
<input checked="" type="checkbox"/>	<input type="checkbox"/>	<input type="checkbox"/>	<input type="checkbox"/>	<input type="checkbox"/>
<input type="checkbox"/>	<input type="checkbox"/>	<input type="checkbox"/>	<input type="checkbox"/>	<input type="checkbox"/>
<input type="checkbox"/>	<input type="checkbox"/>	<input type="checkbox"/>	<input type="checkbox"/>	<input type="checkbox"/>
<input type="checkbox"/>	<input type="checkbox"/>	<input type="checkbox"/>	<input type="checkbox"/>	<input type="checkbox"/>
<input type="checkbox"/>	<input type="checkbox"/>	<input type="checkbox"/>	<input type="checkbox"/>	<input type="checkbox"/>
<input type="checkbox"/>	<input type="checkbox"/>	<input type="checkbox"/>	<input type="checkbox"/>	<input type="checkbox"/>

Sample Specific Comments (i.e. PID)

All Columns Below Must Be Filled Out

Alpha Lab Use Only	Sample ID	Collection					Sample Matrix*	Sampler Initials	Can Size	ID Can	ID Flow Controller	TO-15	TO-15 SIM	APH	FIXED GASES	Sulfides & Mercaptans by TO-15	Grab Sample
		End Date	Start Time	End Time	Initial Vac	Final Vac											
59524-01	Stack Effluent	10-29-21	1314	1315	-29	-105	SG	KB	1L	755	<input checked="" type="checkbox"/>	<input type="checkbox"/>	<input type="checkbox"/>	<input type="checkbox"/>	<input type="checkbox"/>	<input type="checkbox"/>	Grab Sample
											<input type="checkbox"/>	<input type="checkbox"/>	<input type="checkbox"/>	<input type="checkbox"/>	<input type="checkbox"/>	<input type="checkbox"/>	
											<input type="checkbox"/>	<input type="checkbox"/>	<input type="checkbox"/>	<input type="checkbox"/>	<input type="checkbox"/>	<input type="checkbox"/>	
											<input type="checkbox"/>	<input type="checkbox"/>	<input type="checkbox"/>	<input type="checkbox"/>	<input type="checkbox"/>	<input type="checkbox"/>	
											<input type="checkbox"/>	<input type="checkbox"/>	<input type="checkbox"/>	<input type="checkbox"/>	<input type="checkbox"/>	<input type="checkbox"/>	

*SAMPLE MATRIX CODES:

AA = Ambient Air (Indoor/Outdoor)
SV = Soil Vapor/Landfill Gas/SVE
Other = Please Specify

Form 101-02 (Rev. 2008-09-12)

Relinquished By	Date/Time	Received By	Date/Time
<i>[Signature]</i>	10/29/21 13:33	<i>[Signature]</i>	10/29/21 13:33
<i>[Signature]</i>	10/29/21 13:35	<i>[Signature]</i>	10/29/21 13:35
Wendy Manning	10/30/21 4:45	<i>[Signature]</i>	10/30/21 0655
<i>[Signature]</i>	10/30/21 0655	<i>[Signature]</i>	10/30/21 0655

Please print clearly & legibly and completely. Samples cannot be logged in and turn around time clock will not start until any ambiguities are resolved. All samples submitted are subject to Alpha's Payment Terms.



ANALYTICAL REPORT

Lab Number:	L2159586
Client:	Earth Environmental 15 West Sky Lane Clifton Park, NY 12065
ATTN:	Kim Baines
Phone:	(518) 588-2104
Project Name:	136 FULLER ROAD
Project Number:	136 FULLER RD
Report Date:	11/05/21

The original project report/data package is held by Alpha Analytical. This report/data package is paginated and should be reproduced only in its entirety. Alpha Analytical holds no responsibility for results and/or data that are not consistent with the original.

Certifications & Approvals: MA (M-MA086), NH NELAP (2064), CT (PH-0574), IL (200077), ME (MA00086), MD (348), NJ (MA935), NY (11148), NC (25700/666), PA (68-03671), RI (LAO00065), TX (T104704476), VT (VT-0935), VA (460195), USDA (Permit #P330-17-00196).

Eight Walkup Drive, Westborough, MA 01581-1019
508-898-9220 (Fax) 508-898-9193 800-624-9220 - www.alphalab.com



Project Name: 136 FULLER ROAD
Project Number: 136 FULLER RD

Lab Number: L2159586
Report Date: 11/05/21

Alpha Sample ID	Client ID	Matrix	Sample Location	Collection Date/Time	Receive Date
L2159586-01	TFE INFLUENT	WATER	136 FULLER ROAD, ALBANY NY	10/29/21 13:00	10/29/21
L2159586-02	TFE EFFLUENT	WATER	136 FULLER ROAD, ALBANY NY	10/29/21 13:05	10/29/21

Project Name: 136 FULLER ROAD
Project Number: 136 FULLER RD

Lab Number: L2159586
Report Date: 11/05/21

Case Narrative

The samples were received in accordance with the Chain of Custody and no significant deviations were encountered during the preparation or analysis unless otherwise noted. Sample Receipt, Container Information, and the Chain of Custody are located at the back of the report.

Results contained within this report relate only to the samples submitted under this Alpha Lab Number and meet NELAP requirements for all NELAP accredited parameters unless otherwise noted in the following narrative. The data presented in this report is organized by parameter (i.e. VOC, SVOC, etc.). Sample specific Quality Control data (i.e. Surrogate Spike Recovery) is reported at the end of the target analyte list for each individual sample, followed by the Laboratory Batch Quality Control at the end of each parameter. Tentatively Identified Compounds (TICs), if requested, are reported for compounds identified to be present and are not part of the method/program Target Compound List, even if only a subset of the TCL are being reported. If a sample was re-analyzed or re-extracted due to a required quality control corrective action and if both sets of data are reported, the Laboratory ID of the re-analysis or re-extraction is designated with an "R" or "RE", respectively.

When multiple Batch Quality Control elements are reported (e.g. more than one LCS), the associated samples for each element are noted in the grey shaded header line of each data table. Any Laboratory Batch, Sample Specific % recovery or RPD value that is outside the listed Acceptance Criteria is bolded in the report. In reference to questions H (CAM) or 4 (RCP) when "NO" is checked, the performance criteria for CAM and RCP methods allow for some quality control failures to occur and still be within method compliance. In these instances, the specific failure is not narrated but noted in the associated QC Outlier Summary Report, located directly after the Case Narrative. QC information is also incorporated in the Data Usability Assessment table (Format 11) of our Data Merger tool, where it can be reviewed in conjunction with the sample result, associated regulatory criteria and any associated data usability implications.

Soil/sediments, solids and tissues are reported on a dry weight basis unless otherwise noted. Definitions of all data qualifiers and acronyms used in this report are provided in the Glossary located at the back of the report.

HOLD POLICY - For samples submitted on hold, Alpha's policy is to hold samples (with the exception of Air canisters) free of charge for 21 calendar days from the date the project is completed. After 21 calendar days, we will dispose of all samples submitted including those put on hold unless you have contacted your Alpha Project Manager and made arrangements for Alpha to continue to hold the samples. Air canisters will be disposed after 3 business days from the date the project is completed.

Please contact Project Management at 800-624-9220 with any questions.

Project Name: 136 FULLER ROAD
Project Number: 136 FULLER RD

Lab Number: L2159586
Report Date: 11/05/21

Case Narrative (continued)

Report Submission

All non-detect (ND) or estimated concentrations (J-qualified) have been quantitated to the limit noted in the MDL column.

I, the undersigned, attest under the pains and penalties of perjury that, to the best of my knowledge and belief and based upon my personal inquiry of those responsible for providing the information contained in this analytical report, such information is accurate and complete. This certificate of analysis is not complete unless this page accompanies any and all pages of this report.

Authorized Signature:  Melissa Sturgis

Title: Technical Director/Representative

Date: 11/05/21

ORGANICS

VOLATILES

Project Name: 136 FULLER ROAD**Lab Number:** L2159586**Project Number:** 136 FULLER RD**Report Date:** 11/05/21**SAMPLE RESULTS**

Lab ID: L2159586-01
 Client ID: TFE INFLUENT
 Sample Location: 136 FULLER ROAD, ALBANY NY

Date Collected: 10/29/21 13:00
 Date Received: 10/29/21
 Field Prep: Not Specified

Sample Depth:

Matrix: Water
 Analytical Method: 1,8260C
 Analytical Date: 11/04/21 16:19
 Analyst: LAC

Parameter	Result	Qualifier	Units	RL	MDL	Dilution Factor
Volatile Organics by GC/MS - Westborough Lab						
Methylene chloride	ND		ug/l	2.5	0.70	1
1,1-Dichloroethane	1.8	J	ug/l	2.5	0.70	1
Chloroform	ND		ug/l	2.5	0.70	1
Carbon tetrachloride	ND		ug/l	0.50	0.13	1
1,2-Dichloropropane	ND		ug/l	1.0	0.14	1
Dibromochloromethane	ND		ug/l	0.50	0.15	1
1,1,2-Trichloroethane	ND		ug/l	1.5	0.50	1
Tetrachloroethene	12		ug/l	0.50	0.18	1
Chlorobenzene	ND		ug/l	2.5	0.70	1
Trichlorofluoromethane	ND		ug/l	2.5	0.70	1
1,2-Dichloroethane	0.16	J	ug/l	0.50	0.13	1
1,1,1-Trichloroethane	2.0	J	ug/l	2.5	0.70	1
Bromodichloromethane	ND		ug/l	0.50	0.19	1
trans-1,3-Dichloropropene	ND		ug/l	0.50	0.16	1
cis-1,3-Dichloropropene	ND		ug/l	0.50	0.14	1
Bromoform	ND		ug/l	2.0	0.65	1
1,1,2,2-Tetrachloroethane	ND		ug/l	0.50	0.17	1
Benzene	ND		ug/l	0.50	0.16	1
Toluene	ND		ug/l	2.5	0.70	1
Ethylbenzene	ND		ug/l	2.5	0.70	1
Chloromethane	ND		ug/l	2.5	0.70	1
Bromomethane	ND		ug/l	2.5	0.70	1
Vinyl chloride	ND		ug/l	1.0	0.07	1
Chloroethane	ND		ug/l	2.5	0.70	1
1,1-Dichloroethene	ND		ug/l	0.50	0.17	1
trans-1,2-Dichloroethene	ND		ug/l	2.5	0.70	1
Trichloroethene	1.0		ug/l	0.50	0.18	1
1,2-Dichlorobenzene	ND		ug/l	2.5	0.70	1

Project Name: 136 FULLER ROAD

Lab Number: L2159586

Project Number: 136 FULLER RD

Report Date: 11/05/21

SAMPLE RESULTS

Lab ID: L2159586-01
 Client ID: TFE INFLUENT
 Sample Location: 136 FULLER ROAD, ALBANY NY

Date Collected: 10/29/21 13:00
 Date Received: 10/29/21
 Field Prep: Not Specified

Sample Depth:

Parameter	Result	Qualifier	Units	RL	MDL	Dilution Factor
Volatile Organics by GC/MS - Westborough Lab						
1,3-Dichlorobenzene	ND		ug/l	2.5	0.70	1
1,4-Dichlorobenzene	ND		ug/l	2.5	0.70	1
Methyl tert butyl ether	ND		ug/l	2.5	0.70	1
p/m-Xylene	ND		ug/l	2.5	0.70	1
o-Xylene	ND		ug/l	2.5	0.70	1
cis-1,2-Dichloroethene	15		ug/l	2.5	0.70	1
Styrene	ND		ug/l	2.5	0.70	1
Dichlorodifluoromethane	ND		ug/l	5.0	1.0	1
Acetone	2.6	J	ug/l	5.0	1.5	1
Carbon disulfide	ND		ug/l	5.0	1.0	1
2-Butanone	ND		ug/l	5.0	1.9	1
4-Methyl-2-pentanone	ND		ug/l	5.0	1.0	1
2-Hexanone	ND		ug/l	5.0	1.0	1
Bromochloromethane	ND		ug/l	2.5	0.70	1
1,2-Dibromoethane	ND		ug/l	2.0	0.65	1
1,2-Dibromo-3-chloropropane	ND		ug/l	2.5	0.70	1
Isopropylbenzene	ND		ug/l	2.5	0.70	1
1,2,3-Trichlorobenzene	ND		ug/l	2.5	0.70	1
1,2,4-Trichlorobenzene	ND		ug/l	2.5	0.70	1
Methyl Acetate	ND		ug/l	2.0	0.23	1
Cyclohexane	ND		ug/l	10	0.27	1
1,4-Dioxane	ND		ug/l	250	61.	1
Freon-113	ND		ug/l	2.5	0.70	1
Methyl cyclohexane	ND		ug/l	10	0.40	1

Surrogate	% Recovery	Qualifier	Acceptance Criteria
1,2-Dichloroethane-d4	111		70-130
Toluene-d8	99		70-130
4-Bromofluorobenzene	96		70-130
Dibromofluoromethane	104		70-130

Project Name: 136 FULLER ROAD**Lab Number:** L2159586**Project Number:** 136 FULLER RD**Report Date:** 11/05/21**SAMPLE RESULTS**

Lab ID: L2159586-02
 Client ID: TFE EFFLUENT
 Sample Location: 136 FULLER ROAD, ALBANY NY

Date Collected: 10/29/21 13:05
 Date Received: 10/29/21
 Field Prep: Not Specified

Sample Depth:

Matrix: Water
 Analytical Method: 1,8260C
 Analytical Date: 11/04/21 16:46
 Analyst: LAC

Parameter	Result	Qualifier	Units	RL	MDL	Dilution Factor
Volatile Organics by GC/MS - Westborough Lab						
Methylene chloride	ND		ug/l	2.5	0.70	1
1,1-Dichloroethane	ND		ug/l	2.5	0.70	1
Chloroform	ND		ug/l	2.5	0.70	1
Carbon tetrachloride	ND		ug/l	0.50	0.13	1
1,2-Dichloropropane	ND		ug/l	1.0	0.14	1
Dibromochloromethane	ND		ug/l	0.50	0.15	1
1,1,2-Trichloroethane	ND		ug/l	1.5	0.50	1
Tetrachloroethene	ND		ug/l	0.50	0.18	1
Chlorobenzene	ND		ug/l	2.5	0.70	1
Trichlorofluoromethane	ND		ug/l	2.5	0.70	1
1,2-Dichloroethane	ND		ug/l	0.50	0.13	1
1,1,1-Trichloroethane	ND		ug/l	2.5	0.70	1
Bromodichloromethane	ND		ug/l	0.50	0.19	1
trans-1,3-Dichloropropene	ND		ug/l	0.50	0.16	1
cis-1,3-Dichloropropene	ND		ug/l	0.50	0.14	1
Bromoform	ND		ug/l	2.0	0.65	1
1,1,2,2-Tetrachloroethane	ND		ug/l	0.50	0.17	1
Benzene	ND		ug/l	0.50	0.16	1
Toluene	ND		ug/l	2.5	0.70	1
Ethylbenzene	ND		ug/l	2.5	0.70	1
Chloromethane	ND		ug/l	2.5	0.70	1
Bromomethane	ND		ug/l	2.5	0.70	1
Vinyl chloride	ND		ug/l	1.0	0.07	1
Chloroethane	ND		ug/l	2.5	0.70	1
1,1-Dichloroethene	ND		ug/l	0.50	0.17	1
trans-1,2-Dichloroethene	ND		ug/l	2.5	0.70	1
Trichloroethene	ND		ug/l	0.50	0.18	1
1,2-Dichlorobenzene	ND		ug/l	2.5	0.70	1

Project Name: 136 FULLER ROAD

Lab Number: L2159586

Project Number: 136 FULLER RD

Report Date: 11/05/21

SAMPLE RESULTS

Lab ID: L2159586-02
 Client ID: TFE EFFLUENT
 Sample Location: 136 FULLER ROAD, ALBANY NY

Date Collected: 10/29/21 13:05
 Date Received: 10/29/21
 Field Prep: Not Specified

Sample Depth:

Parameter	Result	Qualifier	Units	RL	MDL	Dilution Factor
Volatile Organics by GC/MS - Westborough Lab						
1,3-Dichlorobenzene	ND		ug/l	2.5	0.70	1
1,4-Dichlorobenzene	ND		ug/l	2.5	0.70	1
Methyl tert butyl ether	ND		ug/l	2.5	0.70	1
p/m-Xylene	ND		ug/l	2.5	0.70	1
o-Xylene	ND		ug/l	2.5	0.70	1
cis-1,2-Dichloroethene	ND		ug/l	2.5	0.70	1
Styrene	ND		ug/l	2.5	0.70	1
Dichlorodifluoromethane	ND		ug/l	5.0	1.0	1
Acetone	3.1	J	ug/l	5.0	1.5	1
Carbon disulfide	ND		ug/l	5.0	1.0	1
2-Butanone	ND		ug/l	5.0	1.9	1
4-Methyl-2-pentanone	ND		ug/l	5.0	1.0	1
2-Hexanone	ND		ug/l	5.0	1.0	1
Bromochloromethane	ND		ug/l	2.5	0.70	1
1,2-Dibromoethane	ND		ug/l	2.0	0.65	1
1,2-Dibromo-3-chloropropane	ND		ug/l	2.5	0.70	1
Isopropylbenzene	ND		ug/l	2.5	0.70	1
1,2,3-Trichlorobenzene	ND		ug/l	2.5	0.70	1
1,2,4-Trichlorobenzene	ND		ug/l	2.5	0.70	1
Methyl Acetate	ND		ug/l	2.0	0.23	1
Cyclohexane	ND		ug/l	10	0.27	1
1,4-Dioxane	ND		ug/l	250	61.	1
Freon-113	ND		ug/l	2.5	0.70	1
Methyl cyclohexane	ND		ug/l	10	0.40	1

Surrogate	% Recovery	Qualifier	Acceptance Criteria
1,2-Dichloroethane-d4	112		70-130
Toluene-d8	99		70-130
4-Bromofluorobenzene	96		70-130
Dibromofluoromethane	106		70-130

Project Name: 136 FULLER ROAD
Project Number: 136 FULLER RD

Lab Number: L2159586
Report Date: 11/05/21

Method Blank Analysis
Batch Quality Control

Analytical Method: 1,8260C
Analytical Date: 11/04/21 08:43
Analyst: PD

Parameter	Result	Qualifier	Units	RL	MDL
Volatile Organics by GC/MS - Westborough Lab for sample(s): 01-02 Batch: WG1567258-5					
Methylene chloride	ND		ug/l	2.5	0.70
1,1-Dichloroethane	ND		ug/l	2.5	0.70
Chloroform	ND		ug/l	2.5	0.70
Carbon tetrachloride	ND		ug/l	0.50	0.13
1,2-Dichloropropane	ND		ug/l	1.0	0.14
Dibromochloromethane	ND		ug/l	0.50	0.15
1,1,2-Trichloroethane	ND		ug/l	1.5	0.50
Tetrachloroethene	ND		ug/l	0.50	0.18
Chlorobenzene	ND		ug/l	2.5	0.70
Trichlorofluoromethane	ND		ug/l	2.5	0.70
1,2-Dichloroethane	ND		ug/l	0.50	0.13
1,1,1-Trichloroethane	ND		ug/l	2.5	0.70
Bromodichloromethane	ND		ug/l	0.50	0.19
trans-1,3-Dichloropropene	ND		ug/l	0.50	0.16
cis-1,3-Dichloropropene	ND		ug/l	0.50	0.14
Bromoform	ND		ug/l	2.0	0.65
1,1,2,2-Tetrachloroethane	ND		ug/l	0.50	0.17
Benzene	ND		ug/l	0.50	0.16
Toluene	ND		ug/l	2.5	0.70
Ethylbenzene	ND		ug/l	2.5	0.70
Chloromethane	ND		ug/l	2.5	0.70
Bromomethane	ND		ug/l	2.5	0.70
Vinyl chloride	ND		ug/l	1.0	0.07
Chloroethane	ND		ug/l	2.5	0.70
1,1-Dichloroethene	ND		ug/l	0.50	0.17
trans-1,2-Dichloroethene	ND		ug/l	2.5	0.70
Trichloroethene	ND		ug/l	0.50	0.18
1,2-Dichlorobenzene	ND		ug/l	2.5	0.70
1,3-Dichlorobenzene	ND		ug/l	2.5	0.70

Project Name: 136 FULLER ROAD
Project Number: 136 FULLER RD

Lab Number: L2159586
Report Date: 11/05/21

Method Blank Analysis
Batch Quality Control

Analytical Method: 1,8260C
Analytical Date: 11/04/21 08:43
Analyst: PD

Parameter	Result	Qualifier	Units	RL	MDL
Volatile Organics by GC/MS - Westborough Lab for sample(s): 01-02 Batch: WG1567258-5					
1,4-Dichlorobenzene	ND		ug/l	2.5	0.70
Methyl tert butyl ether	ND		ug/l	2.5	0.70
p/m-Xylene	ND		ug/l	2.5	0.70
o-Xylene	ND		ug/l	2.5	0.70
cis-1,2-Dichloroethene	ND		ug/l	2.5	0.70
Styrene	ND		ug/l	2.5	0.70
Dichlorodifluoromethane	ND		ug/l	5.0	1.0
Acetone	ND		ug/l	5.0	1.5
Carbon disulfide	ND		ug/l	5.0	1.0
2-Butanone	ND		ug/l	5.0	1.9
4-Methyl-2-pentanone	ND		ug/l	5.0	1.0
2-Hexanone	ND		ug/l	5.0	1.0
Bromochloromethane	ND		ug/l	2.5	0.70
1,2-Dibromoethane	ND		ug/l	2.0	0.65
1,2-Dibromo-3-chloropropane	ND		ug/l	2.5	0.70
Isopropylbenzene	ND		ug/l	2.5	0.70
1,2,3-Trichlorobenzene	ND		ug/l	2.5	0.70
1,2,4-Trichlorobenzene	ND		ug/l	2.5	0.70
Methyl Acetate	ND		ug/l	2.0	0.23
Cyclohexane	ND		ug/l	10	0.27
1,4-Dioxane	ND		ug/l	250	61.
Freon-113	ND		ug/l	2.5	0.70
Methyl cyclohexane	ND		ug/l	10	0.40

Project Name: 136 FULLER ROAD
Project Number: 136 FULLER RD

Lab Number: L2159586
Report Date: 11/05/21

Method Blank Analysis
Batch Quality Control

Analytical Method: 1,8260C
Analytical Date: 11/04/21 08:43
Analyst: PD

Parameter	Result	Qualifier	Units	RL	MDL
Volatile Organics by GC/MS - Westborough Lab for sample(s): 01-02 Batch: WG1567258-5					

Surrogate	%Recovery	Qualifier	Acceptance Criteria
1,2-Dichloroethane-d4	107		70-130
Toluene-d8	97		70-130
4-Bromofluorobenzene	97		70-130
Dibromofluoromethane	105		70-130

Lab Control Sample Analysis

Batch Quality Control

Project Name: 136 FULLER ROAD

Lab Number: L2159586

Project Number: 136 FULLER RD

Report Date: 11/05/21

Parameter	LCS %Recovery	Qual	LCSD %Recovery	Qual	%Recovery Limits	RPD	Qual	RPD Limits
Volatile Organics by GC/MS - Westborough Lab Associated sample(s): 01-02 Batch: WG1567258-3 WG1567258-4								
Methylene chloride	85		93		70-130	9		20
1,1-Dichloroethane	96		110		70-130	14		20
Chloroform	92		100		70-130	8		20
Carbon tetrachloride	99		110		63-132	11		20
1,2-Dichloropropane	89		100		70-130	12		20
Dibromochloromethane	86		97		63-130	12		20
1,1,2-Trichloroethane	85		95		70-130	11		20
Tetrachloroethene	95		100		70-130	5		20
Chlorobenzene	92		100		75-130	8		20
Trichlorofluoromethane	100		110		62-150	10		20
1,2-Dichloroethane	97		110		70-130	13		20
1,1,1-Trichloroethane	94		100		67-130	6		20
Bromodichloromethane	88		97		67-130	10		20
trans-1,3-Dichloropropene	85		94		70-130	10		20
cis-1,3-Dichloropropene	81		92		70-130	13		20
Bromoform	80		93		54-136	15		20
1,1,2,2-Tetrachloroethane	85		100		67-130	16		20
Benzene	90		99		70-130	10		20
Toluene	90		100		70-130	11		20
Ethylbenzene	89		98		70-130	10		20
Chloromethane	99		110		64-130	11		20
Bromomethane	66		73		39-139	10		20
Vinyl chloride	98		110		55-140	12		20

Lab Control Sample Analysis

Batch Quality Control

Project Name: 136 FULLER ROAD

Lab Number: L2159586

Project Number: 136 FULLER RD

Report Date: 11/05/21

Parameter	LCS %Recovery	Qual	LCSD %Recovery	Qual	%Recovery Limits	RPD	Qual	RPD Limits
Volatile Organics by GC/MS - Westborough Lab Associated sample(s): 01-02 Batch: WG1567258-3 WG1567258-4								
Chloroethane	110		120		55-138	9		20
1,1-Dichloroethene	90		100		61-145	11		20
trans-1,2-Dichloroethene	90		96		70-130	6		20
Trichloroethene	83		95		70-130	13		20
1,2-Dichlorobenzene	90		100		70-130	11		20
1,3-Dichlorobenzene	92		100		70-130	8		20
1,4-Dichlorobenzene	92		100		70-130	8		20
Methyl tert butyl ether	81		92		63-130	13		20
p/m-Xylene	90		100		70-130	11		20
o-Xylene	90		100		70-130	11		20
cis-1,2-Dichloroethene	88		100		70-130	13		20
Styrene	90		100		70-130	11		20
Dichlorodifluoromethane	86		96		36-147	11		20
Acetone	72		80		58-148	11		20
Carbon disulfide	100		110		51-130	10		20
2-Butanone	92		100		63-138	8		20
4-Methyl-2-pentanone	73		88		59-130	19		20
2-Hexanone	71		89		57-130	23	Q	20
Bromochloromethane	95		96		70-130	1		20
1,2-Dibromoethane	85		92		70-130	8		20
1,2-Dibromo-3-chloropropane	67		79		41-144	16		20
Isopropylbenzene	91		100		70-130	9		20
1,2,3-Trichlorobenzene	91		110		70-130	19		20

Lab Control Sample Analysis

Batch Quality Control

Project Name: 136 FULLER ROAD

Project Number: 136 FULLER RD

Lab Number: L2159586

Report Date: 11/05/21

Parameter	LCS %Recovery	Qual	LCSD %Recovery	Qual	%Recovery Limits	RPD	Qual	RPD Limits
Volatile Organics by GC/MS - Westborough Lab Associated sample(s): 01-02 Batch: WG1567258-3 WG1567258-4								
1,2,4-Trichlorobenzene	86		96		70-130	11		20
Methyl Acetate	79		95		70-130	18		20
Cyclohexane	110		120		70-130	9		20
1,4-Dioxane	62		74		56-162	18		20
Freon-113	110		120		70-130	9		20
Methyl cyclohexane	98		110		70-130	12		20

Surrogate	LCS %Recovery	Qual	LCSD %Recovery	Qual	Acceptance Criteria
1,2-Dichloroethane-d4	109		110		70-130
Toluene-d8	99		100		70-130
4-Bromofluorobenzene	96		98		70-130
Dibromofluoromethane	101		102		70-130

Project Name: 136 FULLER ROAD**Lab Number:** L2159586**Project Number:** 136 FULLER RD**Report Date:** 11/05/21**Sample Receipt and Container Information**

Were project specific reporting limits specified?

YES

Cooler Information

Cooler	Custody Seal
A	Absent

Container Information

Container ID	Container Type	Cooler	Initial pH	Final pH	Temp deg C	Pres	Seal	Frozen Date/Time	Analysis(*)
L2159586-01A	Vial HCl preserved	A	NA		3.7	Y	Absent		NYTCL-8260-R2(14)
L2159586-01B	Vial HCl preserved	A	NA		3.7	Y	Absent		NYTCL-8260-R2(14)
L2159586-01C	Vial HCl preserved	A	NA		3.7	Y	Absent		NYTCL-8260-R2(14)
L2159586-02A	Vial HCl preserved	A	NA		3.7	Y	Absent		NYTCL-8260-R2(14)
L2159586-02B	Vial HCl preserved	A	NA		3.7	Y	Absent		NYTCL-8260-R2(14)
L2159586-02C	Vial HCl preserved	A	NA		3.7	Y	Absent		NYTCL-8260-R2(14)

Project Name: 136 FULLER ROAD
Project Number: 136 FULLER RD

Lab Number: L2159586
Report Date: 11/05/21

GLOSSARY

Acronyms

DL	- Detection Limit: This value represents the level to which target analyte concentrations are reported as estimated values, when those target analyte concentrations are quantified below the limit of quantitation (LOQ). The DL includes any adjustments from dilutions, concentrations or moisture content, where applicable. (DoD report formats only.)
EDL	- Estimated Detection Limit: This value represents the level to which target analyte concentrations are reported as estimated values, when those target analyte concentrations are quantified below the reporting limit (RL). The EDL includes any adjustments from dilutions, concentrations or moisture content, where applicable. The use of EDLs is specific to the analysis of PAHs using Solid-Phase Microextraction (SPME).
EMPC	- Estimated Maximum Possible Concentration: The concentration that results from the signal present at the retention time of an analyte when the ions meet all of the identification criteria except the ion abundance ratio criteria. An EMPC is a worst-case estimate of the concentration.
EPA	- Environmental Protection Agency.
LCS	- Laboratory Control Sample: A sample matrix, free from the analytes of interest, spiked with verified known amounts of analytes or a material containing known and verified amounts of analytes.
LCSD	- Laboratory Control Sample Duplicate: Refer to LCS.
LFB	- Laboratory Fortified Blank: A sample matrix, free from the analytes of interest, spiked with verified known amounts of analytes or a material containing known and verified amounts of analytes.
LOD	- Limit of Detection: This value represents the level to which a target analyte can reliably be detected for a specific analyte in a specific matrix by a specific method. The LOD includes any adjustments from dilutions, concentrations or moisture content, where applicable. (DoD report formats only.)
LOQ	- Limit of Quantitation: The value at which an instrument can accurately measure an analyte at a specific concentration. The LOQ includes any adjustments from dilutions, concentrations or moisture content, where applicable. (DoD report formats only.) Limit of Quantitation: The value at which an instrument can accurately measure an analyte at a specific concentration. The LOQ includes any adjustments from dilutions, concentrations or moisture content, where applicable. (DoD report formats only.)
MDL	- Method Detection Limit: This value represents the level to which target analyte concentrations are reported as estimated values, when those target analyte concentrations are quantified below the reporting limit (RL). The MDL includes any adjustments from dilutions, concentrations or moisture content, where applicable.
MS	- Matrix Spike Sample: A sample prepared by adding a known mass of target analyte to a specified amount of matrix sample for which an independent estimate of target analyte concentration is available. For Method 332.0, the spike recovery is calculated using the native concentration, including estimated values.
MSD	- Matrix Spike Sample Duplicate: Refer to MS.
NA	- Not Applicable.
NC	- Not Calculated: Term is utilized when one or more of the results utilized in the calculation are non-detect at the parameter's reporting unit.
NDPA/DPA	- N-Nitrosodiphenylamine/Diphenylamine.
NI	- Not Ignitable.
NP	- Non-Plastic: Term is utilized for the analysis of Atterberg Limits in soil.
NR	- No Results: Term is utilized when 'No Target Compounds Requested' is reported for the analysis of Volatile or Semivolatile Organic TIC only requests.
RL	- Reporting Limit: The value at which an instrument can accurately measure an analyte at a specific concentration. The RL includes any adjustments from dilutions, concentrations or moisture content, where applicable.
RPD	- Relative Percent Difference: The results from matrix and/or matrix spike duplicates are primarily designed to assess the precision of analytical results in a given matrix and are expressed as relative percent difference (RPD). Values which are less than five times the reporting limit for any individual parameter are evaluated by utilizing the absolute difference between the values; although the RPD value will be provided in the report.
SRM	- Standard Reference Material: A reference sample of a known or certified value that is of the same or similar matrix as the associated field samples.
STLP	- Semi-dynamic Tank Leaching Procedure per EPA Method 1315.
TEF	- Toxic Equivalency Factors: The values assigned to each dioxin and furan to evaluate their toxicity relative to 2,3,7,8-TCDD.
TEQ	- Toxic Equivalent: The measure of a sample's toxicity derived by multiplying each dioxin and furan by its corresponding TEF and then summing the resulting values.
TIC	- Tentatively Identified Compound: A compound that has been identified to be present and is not part of the target compound list (TCL) for the method and/or program. All TICs are qualitatively identified and reported as estimated concentrations.

Report Format: DU Report with 'J' Qualifiers



Project Name: 136 FULLER ROAD
Project Number: 136 FULLER RD

Lab Number: L2159586
Report Date: 11/05/21

Footnotes

- 1 - The reference for this analyte should be considered modified since this analyte is absent from the target analyte list of the original method.

Terms

Analytical Method: Both the document from which the method originates and the analytical reference method. (Example: EPA 8260B is shown as 1,8260B.) The codes for the reference method documents are provided in the References section of the Addendum.

Difference: With respect to Total Oxidizable Precursor (TOP) Assay analysis, the difference is defined as the Post-Treatment value minus the Pre-Treatment value.

Final pH: As it pertains to Sample Receipt & Container Information section of the report, Final pH reflects pH of container determined after adjustment at the laboratory, if applicable. If no adjustment required, value reflects Initial pH.

Frozen Date/Time: With respect to Volatile Organics in soil, Frozen Date/Time reflects the date/time at which associated Reagent Water-preserved vials were initially frozen. Note: If frozen date/time is beyond 48 hours from sample collection, value will be reflected in 'bold'.

Initial pH: As it pertains to Sample Receipt & Container Information section of the report, Initial pH reflects pH of container determined upon receipt, if applicable.

PAH Total: With respect to Alkylated PAH analyses, the 'PAHs, Total' result is defined as the summation of results for all or a subset of the following compounds: Naphthalene, C1-C4 Naphthalenes, 2-Methylnaphthalene, 1-Methylnaphthalene, Biphenyl, Acenaphthylene, Acenaphthene, Fluorene, C1-C3 Fluorenes, Phenanthrene, C1-C4 Phenanthrenes/Anthracenes, Anthracene, Fluoranthene, Pyrene, C1-C4 Fluoranthenes/Pyrenes, Benz(a)anthracene, Chrysene, C1-C4 Chrysenes, Benzo(b)fluoranthene, Benzo(j)+(k)fluoranthene, Benzo(e)pyrene, Benzo(a)pyrene, Perylene, Indeno(1,2,3-cd)pyrene, Dibenz(ah)+(ac)anthracene, Benzo(g,h,i)perylene. If a 'Total' result is requested, the results of its individual components will also be reported.

PFAS Total: With respect to PFAS analyses, the 'PFAS, Total (5)' result is defined as the summation of results for: PFHpA, PFHxS, PFOA, PFNA and PFOS. In addition, the 'PFAS, Total (6)' result is defined as the summation of results for: PFHpA, PFHxS, PFOA, PFNA, PFDA and PFOS. For MassDEP DW compliance analysis only, the 'PFAS, Total (6)' result is defined as the summation of results at or above the RL. Note: If a 'Total' result is requested, the results of its individual components will also be reported.

The target compound Chlordane (CAS No. 57-74-9) is reported for GC ECD analyses. Per EPA, this compound "refers to a mixture of chlordane isomers, other chlorinated hydrocarbons and numerous other components." (Reference: USEPA Toxicological Review of Chlordane, In Support of Summary Information on the Integrated Risk Information System (IRIS), December 1997.)

Total: With respect to Organic analyses, a 'Total' result is defined as the summation of results for individual isomers or Aroclors. If a 'Total' result is requested, the results of its individual components will also be reported. This is applicable to 'Total' results for methods 8260, 8081 and 8082.

Data Qualifiers

- A** - Spectra identified as "Aldol Condensates" are byproducts of the extraction/concentration procedures when acetone is introduced in the process.
- B** - The analyte was detected above the reporting limit in the associated method blank. Flag only applies to associated field samples that have detectable concentrations of the analyte at less than ten times (10x) the concentration found in the blank. For MCP-related projects, flag only applies to associated field samples that have detectable concentrations of the analyte at less than ten times (10x) the concentration found in the blank. For DOD-related projects, flag only applies to associated field samples that have detectable concentrations of the analyte at less than ten times (10x) the concentration found in the blank AND the analyte was detected above one-half the reporting limit (or above the reporting limit for common lab contaminants) in the associated method blank. For NJ-Air-related projects, flag only applies to associated field samples that have detectable concentrations of the analyte above the reporting limit. For NJ-related projects (excluding Air), flag only applies to associated field samples that have detectable concentrations of the analyte, which was detected above the reporting limit in the associated method blank or above five times the reporting limit for common lab contaminants (Phthalates, Acetone, Methylene Chloride, 2-Butanone).
- C** - Co-elution: The target analyte co-elutes with a known lab standard (i.e. surrogate, internal standards, etc.) for co-extracted analyses.
- D** - Concentration of analyte was quantified from diluted analysis. Flag only applies to field samples that have detectable concentrations of the analyte.
- E** - Concentration of analyte exceeds the range of the calibration curve and/or linear range of the instrument.
- F** - The ratio of quantifier ion response to qualifier ion response falls outside of the laboratory criteria. Results are considered to be an estimated maximum concentration.
- G** - The concentration may be biased high due to matrix interferences (i.e. co-elution) with non-target compound(s). The result should be considered estimated.
- H** - The analysis of pH was performed beyond the regulatory-required holding time of 15 minutes from the time of sample collection.
- I** - The lower value for the two columns has been reported due to obvious interference.
- J** - Estimated value. The Target analyte concentration is below the quantitation limit (RL), but above the Method Detection Limit (MDL) or Estimated Detection Limit (EDL) for SPME-related analyses. This represents an estimated concentration for Tentatively Identified Compounds (TICs).
- M** - Reporting Limit (RL) exceeds the MCP CAM Reporting Limit for this analyte.
- ND** - Not detected at the method detection limit (MDL) for the sample, or estimated detection limit (EDL) for SPME-related analyses.

Report Format: DU Report with 'J' Qualifiers



Project Name: 136 FULLER ROAD**Lab Number:** L2159586**Project Number:** 136 FULLER RD**Report Date:** 11/05/21**Data Qualifiers**

- NJ** - Presumptive evidence of compound. This represents an estimated concentration for Tentatively Identified Compounds (TICs), where the identification is based on a mass spectral library search.
- P** - The RPD between the results for the two columns exceeds the method-specified criteria.
- Q** - The quality control sample exceeds the associated acceptance criteria. For DOD-related projects, LCS and/or Continuing Calibration Standard exceedences are also qualified on all associated sample results. Note: This flag is not applicable for matrix spike recoveries when the sample concentration is greater than 4x the spike added or for batch duplicate RPD when the sample concentrations are less than 5x the RL. (Metals only.)
- R** - Analytical results are from sample re-analysis.
- RE** - Analytical results are from sample re-extraction.
- S** - Analytical results are from modified screening analysis.
- V** - The surrogate associated with this target analyte has a recovery outside the QC acceptance limits. (Applicable to MassDEP DW Compliance samples only.)
- Z** - The batch matrix spike and/or duplicate associated with this target analyte has a recovery/RPD outside the QC acceptance limits. (Applicable to MassDEP DW Compliance samples only.)

Project Name: 136 FULLER ROAD
Project Number: 136 FULLER RD

Lab Number: L2159586
Report Date: 11/05/21

REFERENCES

- 1 Test Methods for Evaluating Solid Waste: Physical/Chemical Methods. EPA SW-846. Third Edition. Updates I - VI, 2018.

LIMITATION OF LIABILITIES

Alpha Analytical performs services with reasonable care and diligence normal to the analytical testing laboratory industry. In the event of an error, the sole and exclusive responsibility of Alpha Analytical shall be to re-perform the work at it's own expense. In no event shall Alpha Analytical be held liable for any incidental, consequential or special damages, including but not limited to, damages in any way connected with the use of, interpretation of, information or analysis provided by Alpha Analytical.

We strongly urge our clients to comply with EPA protocol regarding sample volume, preservation, cooling, containers, sampling procedures, holding time and splitting of samples in the field.



Certification Information

The following analytes are not included in our Primary NELAP Scope of Accreditation:

Westborough Facility

EPA 624/624.1: m/p-xylene, o-xylene, Naphthalene

EPA 625/625.1: alpha-Terpeneol

EPA 8260C/8260D: NPW: 1,2,4,5-Tetramethylbenzene; 4-Ethyltoluene, Azobenzene; SCM: Iodomethane (methyl iodide), 1,2,4,5-Tetramethylbenzene; 4-Ethyltoluene.

EPA 8270D/8270E: NPW: Dimethylnaphthalene, 1,4-Diphenylhydrazine, alpha-Terpeneol; SCM: Dimethylnaphthalene, 1,4-Diphenylhydrazine.

SM4500: NPW: Amenable Cyanide; SCM: Total Phosphorus, TKN, NO₂, NO₃.

Mansfield Facility

SM 2540D: TSS

EPA 8082A: NPW: PCB: 1, 5, 31, 87,101, 110, 141, 151, 153, 180, 183, 187.

EPA TO-15: Halothane, 2,4,4-Trimethyl-2-pentene, 2,4,4-Trimethyl-1-pentene, Thiophene, 2-Methylthiophene,

3-Methylthiophene, 2-Ethylthiophene, 1,2,3-Trimethylbenzene, Indan, Indene, 1,2,4,5-Tetramethylbenzene, Benzothiophene, 1-Methylnaphthalene.

Biological Tissue Matrix: EPA 3050B

The following analytes are included in our Massachusetts DEP Scope of Accreditation

Westborough Facility:

Drinking Water

EPA 300.0: Chloride, Nitrate-N, Fluoride, Sulfate; **EPA 353.2:** Nitrate-N, Nitrite-N; **SM4500NO3-F:** Nitrate-N, Nitrite-N; **SM4500F-C, SM4500CN-CE,**

EPA 180.1, SM2130B, SM4500CI-D, SM2320B, SM2540C, SM4500H-B, SM4500NO2-B

EPA 332: Perchlorate; **EPA 524.2:** THMs and VOCs; **EPA 504.1:** EDB, DBCP.

Microbiology: **SM9215B; SM9223-P/A, SM9223B-Colilert-QT, SM9222D.**

Non-Potable Water

SM4500H,B, EPA 120.1, SM2510B, SM2540C, SM2320B, SM4500CL-E, SM4500F-BC, SM4500NH3-BH: Ammonia-N and Kjeldahl-N, **EPA 350.1:**

Ammonia-N, **LCHAT 10-107-06-1-B:** Ammonia-N, **EPA 351.1, SM4500NO3-F, EPA 353.2:** Nitrate-N, **SM4500P-E, SM4500P-B, E, SM4500SO4-E,**

SM5220D, EPA 410.4, SM5210B, SM5310C, SM4500CL-D, EPA 1664, EPA 420.1, SM4500-CN-CE, SM2540D, EPA 300: Chloride, Sulfate, Nitrate.

EPA 624.1: Volatile Halocarbons & Aromatics,

EPA 608.3: Chlordane, Toxaphene, Aldrin, alpha-BHC, beta-BHC, gamma-BHC, delta-BHC, Dieldrin, DDD, DDE, DDT, Endosulfan I, Endosulfan II,

Endosulfan sulfate, Endrin, Endrin Aldehyde, Heptachlor, Heptachlor Epoxide, PCBs

EPA 625.1: SVOC (Acid/Base/Neutral Extractables), **EPA 600/4-81-045:** PCB-Oil.

Microbiology: **SM9223B-Colilert-QT; Enterolert-QT, SM9221E, EPA 1600, EPA 1603, SM9222D.**

Mansfield Facility:

Drinking Water

EPA 200.7: Al, Ba, Cd, Cr, Cu, Fe, Mn, Ni, Na, Ag, Ca, Zn. **EPA 200.8:** Al, Sb, As, Ba, Be, Cd, Cr, Cu, Pb, Mn, Ni, Se, Ag, TL, Zn. **EPA 245.1 Hg.**

EPA 522, EPA 537.1.

Non-Potable Water


EPA 200.7: Al, Sb, As, Be, Cd, Ca, Cr, Co, Cu, Fe, Pb, Mg, Mn, Mo, Ni, K, Se, Ag, Na, Sr, TL, Ti, V, Zn.

EPA 200.8: Al, Sb, As, Be, Cd, Cr, Cu, Fe, Pb, Mn, Ni, K, Se, Ag, Na, TL, Zn.

EPA 245.1 Hg.

SM2340B

For a complete listing of analytes and methods, please contact your Alpha Project Manager.

 NEW YORK CHAIN OF CUSTODY Westborough, MA 01581 8 Walkup Dr. TEL: 508-898-9220 FAX: 508-898-9193		Service Centers Mahwah, NJ 07430: 35 Whitney Rd, Suite 5 Albany, NY 12205: 14 Walker Way Tonawanda, NY 14150: 275 Cooper Ave, Suite 105		Page 1 of 1		Date Rec'd in Lab 10/30/21		ALPHA Job # 2159586	
		Project Information Project Name: 136 Fuller Road Project Location: 136 Fuller Road, Abany NY		Deliverables <input type="checkbox"/> ASP-A <input type="checkbox"/> ASP-B <input type="checkbox"/> EQUIS (1 File) <input type="checkbox"/> EQUIS (4 File) <input type="checkbox"/> Other		Billing Information <input checked="" type="checkbox"/> Same as Client Info PO #			
Client Information Client: Earth Environmental LLC Address: 15 West Sky Lane Clifton Park, NY 12065 Phone: 518-588-2104 Fax: [blank] Email: Kimbaines.env@gmail.com		Project # 11.01 (Use Project name as Project #) <input checked="" type="checkbox"/>		Regulatory Requirement <input type="checkbox"/> NY TOGS <input type="checkbox"/> NY Part 375 <input type="checkbox"/> AWQ Standards <input type="checkbox"/> NY CP-51 <input type="checkbox"/> NY Restricted Use <input checked="" type="checkbox"/> Other <input type="checkbox"/> NY Unrestricted Use <input type="checkbox"/> NYC Sewer Discharge		Disposal Site Information Please identify below location of applicable disposal facilities Disposal Facility: <input type="checkbox"/> NJ <input checked="" type="checkbox"/> NY <input type="checkbox"/> Other: NA			
Turn-Around Time Standard <input checked="" type="checkbox"/> Due Date: Rush (only if pre approved) <input type="checkbox"/> # of Days:		ALPHAQuote #		ANALYSIS		Sample Filtration <input type="checkbox"/> None <input type="checkbox"/> Lab to do Preservation <input type="checkbox"/> Lab to do (Please Specify below)			
These samples have been previously analyzed by Alpha <input type="checkbox"/>		Other project specific requirements/comments:		8260		U I B O T I			
Please specify Metals or TAL.		Please specify Metals or TAL.							
ALPHA Lab ID (Lab Use Only)	Sample ID	Collection Date Time		Sample Matrix	Sampler's Initials				
59586-01	TFE Influent	10/29/21	13:00	GW	KB	X			
02	TFE Effluent	10/29/21	13:05	GW	KB	X			
Preservative Code: A = None B = HCl C = HNO ₃ D = H ₂ SO ₄ E = NaOH F = MeOH G = NaHSO ₄ H = Na ₂ S ₂ O ₃ K/E = Zn Ac/NaOH		Container Code: P = Plastic A = Amber Glass V = Vial G = Glass B = Bacteria Cup C = Cube O = Other E = Encore D = BOD Bottle		Westboro: Certification No: MA935 Mansfield: Certification No: MA015		Container Type V		Preservative B	
Relinquished By: Kim L. Baines		Date/Time: 10/29/21 13:33		Received By: [Signature]		Date/Time: 10/29/21 13:37		Please print clearly, legibly and completely. Samples can not be logged in and turnaround time clock will not start until any ambiguities are resolved. BY EXECUTING THIS COC, THE CLIENT HAS READ AND AGREES TO BE BOUND BY ALPHA'S <u>TERMS & CONDITIONS</u> .	
[Signature]		Date/Time: 10/30/21 13:35		[Signature]		Date/Time: 10/30/21 00:45			



ANALYTICAL REPORT

Lab Number:	L2165607
Client:	Earth Environmental 15 West Sky Lane Clifton Park, NY 12065
ATTN:	Kim Baines
Phone:	(518) 588-2104
Project Name:	136 FULLER ROAD
Project Number:	Not Specified
Report Date:	12/13/21

The original project report/data package is held by Alpha Analytical. This report/data package is paginated and should be reproduced only in its entirety. Alpha Analytical holds no responsibility for results and/or data that are not consistent with the original.

Certifications & Approvals: MA (M-MA030), NH NELAP (2062), CT (PH-0141), DoD (L2474), FL (E87814), IL (200081), LA (85084), ME (MA00030), MD (350), NJ (MA015), NY (11627), NC (685), OH (CL106), PA (68-02089), RI (LAO00299), TX (T104704419), VT (VT-0015), VA (460194), WA (C954), US Army Corps of Engineers, USDA (Permit #P330-17-00150), USFWS (Permit #206964).

320 Forbes Boulevard, Mansfield, MA 02048-1806
508-822-9300 (Fax) 508-822-3288 800-624-9220 - www.alphalab.com



Project Name: 136 FULLER ROAD
Project Number: Not Specified

Lab Number: L2165607
Report Date: 12/13/21

Alpha Sample ID	Client ID	Matrix	Sample Location	Collection Date/Time	Receive Date
L2165607-01	STACK EFFLUENT	SOIL_VAPOR	ALBANY NY	11/30/21 15:19	11/30/21

Project Name: 136 FULLER ROAD
Project Number: Not Specified

Lab Number: L2165607
Report Date: 12/13/21

Case Narrative

The samples were received in accordance with the Chain of Custody and no significant deviations were encountered during the preparation or analysis unless otherwise noted. Sample Receipt, Container Information, and the Chain of Custody are located at the back of the report.

Results contained within this report relate only to the samples submitted under this Alpha Lab Number and meet NELAP requirements for all NELAP accredited parameters unless otherwise noted in the following narrative. The data presented in this report is organized by parameter (i.e. VOC, SVOC, etc.). Sample specific Quality Control data (i.e. Surrogate Spike Recovery) is reported at the end of the target analyte list for each individual sample, followed by the Laboratory Batch Quality Control at the end of each parameter. Tentatively Identified Compounds (TICs), if requested, are reported for compounds identified to be present and are not part of the method/program Target Compound List, even if only a subset of the TCL are being reported. If a sample was re-analyzed or re-extracted due to a required quality control corrective action and if both sets of data are reported, the Laboratory ID of the re-analysis or re-extraction is designated with an "R" or "RE", respectively.

When multiple Batch Quality Control elements are reported (e.g. more than one LCS), the associated samples for each element are noted in the grey shaded header line of each data table. Any Laboratory Batch, Sample Specific % recovery or RPD value that is outside the listed Acceptance Criteria is bolded in the report. In reference to questions H (CAM) or 4 (RCP) when "NO" is checked, the performance criteria for CAM and RCP methods allow for some quality control failures to occur and still be within method compliance. In these instances, the specific failure is not narrated but noted in the associated QC Outlier Summary Report, located directly after the Case Narrative. QC information is also incorporated in the Data Usability Assessment table (Format 11) of our Data Merger tool, where it can be reviewed in conjunction with the sample result, associated regulatory criteria and any associated data usability implications.

Soil/sediments, solids and tissues are reported on a dry weight basis unless otherwise noted. Definitions of all data qualifiers and acronyms used in this report are provided in the Glossary located at the back of the report.

HOLD POLICY - For samples submitted on hold, Alpha's policy is to hold samples (with the exception of Air canisters) free of charge for 21 calendar days from the date the project is completed. After 21 calendar days, we will dispose of all samples submitted including those put on hold unless you have contacted your Alpha Project Manager and made arrangements for Alpha to continue to hold the samples. Air canisters will be disposed after 3 business days from the date the project is completed.

Please contact Project Management at 800-624-9220 with any questions.

Project Name: 136 FULLER ROAD
Project Number: Not Specified

Lab Number: L2165607
Report Date: 12/13/21

Case Narrative (continued)

Volatile Organics in Air

Canisters were released from the laboratory on November 10, 2021. The canister certification results are provided as an addendum.

L2165607-01D: The sample has elevated detection limits due to the dilution required by the elevated concentrations of target compounds in the sample.

I, the undersigned, attest under the pains and penalties of perjury that, to the best of my knowledge and belief and based upon my personal inquiry of those responsible for providing the information contained in this analytical report, such information is accurate and complete. This certificate of analysis is not complete unless this page accompanies any and all pages of this report.

Authorized Signature:

 Christopher J. Anderson

Title: Technical Director/Representative

Date: 12/13/21

AIR

Project Name: 136 FULLER ROAD
Project Number: Not Specified

Lab Number: L2165607
Report Date: 12/13/21

SAMPLE RESULTS

Lab ID: L2165607-01 D
 Client ID: STACK EFFLUENT
 Sample Location: ALBANY NY

Date Collected: 11/30/21 15:19
 Date Received: 11/30/21
 Field Prep: Not Specified

Sample Depth:
 Matrix: Soil_Vapor
 Analytical Method: 48,TO-15
 Analytical Date: 12/11/21 01:16
 Analyst: TS

Parameter	ppbV			ug/m3			Qualifier	Dilution Factor
	Results	RL	MDL	Results	RL	MDL		
Volatile Organics in Air - Mansfield Lab								
Dichlorodifluoromethane	4.64	2.16	--	22.9	10.7	--		10.81
Chloromethane	ND	2.16	--	ND	4.46	--		10.81
Freon-114	ND	2.16	--	ND	15.1	--		10.81
Vinyl chloride	111	2.16	--	284	5.52	--		10.81
1,3-Butadiene	ND	2.16	--	ND	4.78	--		10.81
Bromomethane	ND	2.16	--	ND	8.39	--		10.81
Chloroethane	20.5	2.16	--	54.1	5.70	--		10.81
Ethanol	ND	54.0	--	ND	102	--		10.81
Vinyl bromide	ND	2.16	--	ND	9.44	--		10.81
Acetone	ND	10.8	--	ND	25.7	--		10.81
Trichlorofluoromethane	20.1	2.16	--	113	12.1	--		10.81
Isopropanol	ND	5.40	--	ND	13.3	--		10.81
1,1-Dichloroethene	11.7	2.16	--	46.4	8.56	--		10.81
Tertiary butyl Alcohol	ND	5.40	--	ND	16.4	--		10.81
Methylene chloride	ND	5.40	--	ND	18.8	--		10.81
3-Chloropropene	ND	2.16	--	ND	6.76	--		10.81
Carbon disulfide	ND	2.16	--	ND	6.73	--		10.81
Freon-113	ND	2.16	--	ND	16.6	--		10.81
trans-1,2-Dichloroethene	2.27	2.16	--	9.00	8.56	--		10.81
1,1-Dichloroethane	75.1	2.16	--	304	8.74	--		10.81
Methyl tert butyl ether	ND	2.16	--	ND	7.79	--		10.81
2-Butanone	ND	5.40	--	ND	15.9	--		10.81
cis-1,2-Dichloroethene	616	2.16	--	2440	8.56	--		10.81



Project Name: 136 FULLER ROAD
Project Number: Not Specified

Lab Number: L2165607
Report Date: 12/13/21

SAMPLE RESULTS

Lab ID: L2165607-01 D
 Client ID: STACK EFFLUENT
 Sample Location: ALBANY NY

Date Collected: 11/30/21 15:19
 Date Received: 11/30/21
 Field Prep: Not Specified

Sample Depth:

Parameter	ppbV			ug/m3			Qualifier	Dilution Factor
	Results	RL	MDL	Results	RL	MDL		
Volatile Organics in Air - Mansfield Lab								
Ethyl Acetate	ND	5.40	--	ND	19.5	--		10.81
Chloroform	ND	2.16	--	ND	10.5	--		10.81
Tetrahydrofuran	ND	5.40	--	ND	15.9	--		10.81
1,2-Dichloroethane	ND	2.16	--	ND	8.74	--		10.81
n-Hexane	ND	2.16	--	ND	7.61	--		10.81
1,1,1-Trichloroethane	133	2.16	--	726	11.8	--		10.81
Benzene	ND	2.16	--	ND	6.90	--		10.81
Carbon tetrachloride	ND	2.16	--	ND	13.6	--		10.81
Cyclohexane	ND	2.16	--	ND	7.43	--		10.81
1,2-Dichloropropane	ND	2.16	--	ND	9.98	--		10.81
Bromodichloromethane	ND	2.16	--	ND	14.5	--		10.81
1,4-Dioxane	2.16	2.16	--	7.78	7.78	--		10.81
Trichloroethene	96.6	2.16	--	519	11.6	--		10.81
2,2,4-Trimethylpentane	ND	2.16	--	ND	10.1	--		10.81
Heptane	ND	2.16	--	ND	8.85	--		10.81
cis-1,3-Dichloropropene	ND	2.16	--	ND	9.81	--		10.81
4-Methyl-2-pentanone	ND	5.40	--	ND	22.1	--		10.81
trans-1,3-Dichloropropene	ND	2.16	--	ND	9.81	--		10.81
1,1,2-Trichloroethane	ND	2.16	--	ND	11.8	--		10.81
Toluene	3.66	2.16	--	13.8	8.14	--		10.81
2-Hexanone	ND	2.16	--	ND	8.85	--		10.81
Dibromochloromethane	ND	2.16	--	ND	18.4	--		10.81
1,2-Dibromoethane	ND	2.16	--	ND	16.6	--		10.81
Tetrachloroethene	370	2.16	--	2510	14.6	--		10.81
Chlorobenzene	ND	2.16	--	ND	9.95	--		10.81
Ethylbenzene	ND	2.16	--	ND	9.38	--		10.81



Project Name: 136 FULLER ROAD**Lab Number:** L2165607**Project Number:** Not Specified**Report Date:** 12/13/21**SAMPLE RESULTS**

Lab ID: L2165607-01 D
 Client ID: STACK EFFLUENT
 Sample Location: ALBANY NY

Date Collected: 11/30/21 15:19
 Date Received: 11/30/21
 Field Prep: Not Specified

Sample Depth:

Parameter	ppbV			ug/m3			Qualifier	Dilution Factor
	Results	RL	MDL	Results	RL	MDL		
Volatile Organics in Air - Mansfield Lab								
p/m-Xylene	ND	4.32	--	ND	18.8	--		10.81
Bromoform	ND	2.16	--	ND	22.3	--		10.81
Styrene	ND	2.16	--	ND	9.20	--		10.81
1,1,2,2-Tetrachloroethane	ND	2.16	--	ND	14.8	--		10.81
o-Xylene	2.25	2.16	--	9.77	9.38	--		10.81
4-Ethyltoluene	ND	2.16	--	ND	10.6	--		10.81
1,3,5-Trimethylbenzene	ND	2.16	--	ND	10.6	--		10.81
1,2,4-Trimethylbenzene	ND	2.16	--	ND	10.6	--		10.81
Benzyl chloride	ND	2.16	--	ND	11.2	--		10.81
1,3-Dichlorobenzene	ND	2.16	--	ND	13.0	--		10.81
1,4-Dichlorobenzene	ND	2.16	--	ND	13.0	--		10.81
1,2-Dichlorobenzene	ND	2.16	--	ND	13.0	--		10.81
1,2,4-Trichlorobenzene	ND	2.16	--	ND	16.0	--		10.81
Hexachlorobutadiene	ND	2.16	--	ND	23.0	--		10.81

Internal Standard	% Recovery	Qualifier	Acceptance Criteria
1,4-Difluorobenzene	97		60-140
Bromochloromethane	98		60-140
chlorobenzene-d5	103		60-140



Project Name: 136 FULLER ROAD

Lab Number: L2165607

Project Number: Not Specified

Report Date: 12/13/21

Method Blank Analysis Batch Quality Control

Analytical Method: 48,TO-15

Analytical Date: 12/10/21 16:32

Parameter	ppbV			ug/m3			Qualifier	Dilution Factor
	Results	RL	MDL	Results	RL	MDL		
Volatile Organics in Air - Mansfield Lab for sample(s): 01 Batch: WG1581904-4								
Dichlorodifluoromethane	ND	0.200	--	ND	0.989	--		1
Chloromethane	ND	0.200	--	ND	0.413	--		1
Freon-114	ND	0.200	--	ND	1.40	--		1
Vinyl chloride	ND	0.200	--	ND	0.511	--		1
1,3-Butadiene	ND	0.200	--	ND	0.442	--		1
Bromomethane	ND	0.200	--	ND	0.777	--		1
Chloroethane	ND	0.200	--	ND	0.528	--		1
Ethanol	ND	5.00	--	ND	9.42	--		1
Vinyl bromide	ND	0.200	--	ND	0.874	--		1
Acetone	ND	1.00	--	ND	2.38	--		1
Trichlorofluoromethane	ND	0.200	--	ND	1.12	--		1
Isopropanol	ND	0.500	--	ND	1.23	--		1
1,1-Dichloroethene	ND	0.200	--	ND	0.793	--		1
Tertiary butyl Alcohol	ND	0.500	--	ND	1.52	--		1
Methylene chloride	ND	0.500	--	ND	1.74	--		1
3-Chloropropene	ND	0.200	--	ND	0.626	--		1
Carbon disulfide	ND	0.200	--	ND	0.623	--		1
Freon-113	ND	0.200	--	ND	1.53	--		1
trans-1,2-Dichloroethene	ND	0.200	--	ND	0.793	--		1
1,1-Dichloroethane	ND	0.200	--	ND	0.809	--		1
Methyl tert butyl ether	ND	0.200	--	ND	0.721	--		1
2-Butanone	ND	0.500	--	ND	1.47	--		1
cis-1,2-Dichloroethene	ND	0.200	--	ND	0.793	--		1
Ethyl Acetate	ND	0.500	--	ND	1.80	--		1
Chloroform	ND	0.200	--	ND	0.977	--		1



Project Name: 136 FULLER ROAD

Lab Number: L2165607

Project Number: Not Specified

Report Date: 12/13/21

Method Blank Analysis Batch Quality Control

Analytical Method: 48,TO-15

Analytical Date: 12/10/21 16:32

Parameter	ppbV			ug/m3			Qualifier	Dilution Factor
	Results	RL	MDL	Results	RL	MDL		
Volatile Organics in Air - Mansfield Lab for sample(s): 01 Batch: WG1581904-4								
Tetrahydrofuran	ND	0.500	--	ND	1.47	--		1
1,2-Dichloroethane	ND	0.200	--	ND	0.809	--		1
n-Hexane	ND	0.200	--	ND	0.705	--		1
1,1,1-Trichloroethane	ND	0.200	--	ND	1.09	--		1
Benzene	ND	0.200	--	ND	0.639	--		1
Carbon tetrachloride	ND	0.200	--	ND	1.26	--		1
Cyclohexane	ND	0.200	--	ND	0.688	--		1
1,2-Dichloropropane	ND	0.200	--	ND	0.924	--		1
Bromodichloromethane	ND	0.200	--	ND	1.34	--		1
1,4-Dioxane	ND	0.200	--	ND	0.721	--		1
Trichloroethene	ND	0.200	--	ND	1.07	--		1
2,2,4-Trimethylpentane	ND	0.200	--	ND	0.934	--		1
Heptane	ND	0.200	--	ND	0.820	--		1
cis-1,3-Dichloropropene	ND	0.200	--	ND	0.908	--		1
4-Methyl-2-pentanone	ND	0.500	--	ND	2.05	--		1
trans-1,3-Dichloropropene	ND	0.200	--	ND	0.908	--		1
1,1,2-Trichloroethane	ND	0.200	--	ND	1.09	--		1
Toluene	ND	0.200	--	ND	0.754	--		1
2-Hexanone	ND	0.200	--	ND	0.820	--		1
Dibromochloromethane	ND	0.200	--	ND	1.70	--		1
1,2-Dibromoethane	ND	0.200	--	ND	1.54	--		1
Tetrachloroethene	ND	0.200	--	ND	1.36	--		1
Chlorobenzene	ND	0.200	--	ND	0.921	--		1
Ethylbenzene	ND	0.200	--	ND	0.869	--		1
p/m-Xylene	ND	0.400	--	ND	1.74	--		1



Project Name: 136 FULLER ROAD

Lab Number: L2165607

Project Number: Not Specified

Report Date: 12/13/21

Method Blank Analysis Batch Quality Control

Analytical Method: 48,TO-15

Analytical Date: 12/10/21 16:32

Parameter	ppbV			ug/m3			Qualifier	Dilution Factor
	Results	RL	MDL	Results	RL	MDL		
Volatile Organics in Air - Mansfield Lab for sample(s): 01 Batch: WG1581904-4								
Bromoform	ND	0.200	--	ND	2.07	--		1
Styrene	ND	0.200	--	ND	0.852	--		1
1,1,2,2-Tetrachloroethane	ND	0.200	--	ND	1.37	--		1
o-Xylene	ND	0.200	--	ND	0.869	--		1
4-Ethyltoluene	ND	0.200	--	ND	0.983	--		1
1,3,5-Trimethylbenzene	ND	0.200	--	ND	0.983	--		1
1,2,4-Trimethylbenzene	ND	0.200	--	ND	0.983	--		1
Benzyl chloride	ND	0.200	--	ND	1.04	--		1
1,3-Dichlorobenzene	ND	0.200	--	ND	1.20	--		1
1,4-Dichlorobenzene	ND	0.200	--	ND	1.20	--		1
1,2-Dichlorobenzene	ND	0.200	--	ND	1.20	--		1
1,2,4-Trichlorobenzene	ND	0.200	--	ND	1.48	--		1
Hexachlorobutadiene	ND	0.200	--	ND	2.13	--		1



Lab Control Sample Analysis

Batch Quality Control

Project Name: 136 FULLER ROAD

Lab Number: L2165607

Project Number: Not Specified

Report Date: 12/13/21

Parameter	LCS %Recovery	Qual	LCSD %Recovery	Qual	%Recovery Limits	RPD	Qual	RPD Limits
Volatile Organics in Air - Mansfield Lab Associated sample(s): 01 Batch: WG1581904-3								
Dichlorodifluoromethane	87		-		70-130	-		
Chloromethane	86		-		70-130	-		
Freon-114	84		-		70-130	-		
Vinyl chloride	82		-		70-130	-		
1,3-Butadiene	87		-		70-130	-		
Bromomethane	81		-		70-130	-		
Chloroethane	80		-		70-130	-		
Ethanol	81		-		40-160	-		
Vinyl bromide	89		-		70-130	-		
Acetone	95		-		40-160	-		
Trichlorofluoromethane	108		-		70-130	-		
Isopropanol	91		-		40-160	-		
1,1-Dichloroethene	88		-		70-130	-		
Tertiary butyl Alcohol	89		-		70-130	-		
Methylene chloride	87		-		70-130	-		
3-Chloropropene	96		-		70-130	-		
Carbon disulfide	80		-		70-130	-		
Freon-113	96		-		70-130	-		
trans-1,2-Dichloroethene	80		-		70-130	-		
1,1-Dichloroethane	87		-		70-130	-		
Methyl tert butyl ether	93		-		70-130	-		
2-Butanone	95		-		70-130	-		
cis-1,2-Dichloroethene	87		-		70-130	-		

Lab Control Sample Analysis

Batch Quality Control

Project Name: 136 FULLER ROAD

Lab Number: L2165607

Project Number: Not Specified

Report Date: 12/13/21

Parameter	LCS		LCSD		%Recovery Limits	RPD	Qual	RPD Limits
	%Recovery	Qual	%Recovery	Qual				
Volatile Organics in Air - Mansfield Lab Associated sample(s): 01 Batch: WG1581904-3								
Ethyl Acetate	85		-		70-130	-		
Chloroform	85		-		70-130	-		
Tetrahydrofuran	89		-		70-130	-		
1,2-Dichloroethane	101		-		70-130	-		
n-Hexane	86		-		70-130	-		
1,1,1-Trichloroethane	119		-		70-130	-		
Benzene	80		-		70-130	-		
Carbon tetrachloride	122		-		70-130	-		
Cyclohexane	84		-		70-130	-		
1,2-Dichloropropane	97		-		70-130	-		
Bromodichloromethane	100		-		70-130	-		
1,4-Dioxane	86		-		70-130	-		
Trichloroethene	100		-		70-130	-		
2,2,4-Trimethylpentane	88		-		70-130	-		
Heptane	106		-		70-130	-		
cis-1,3-Dichloropropene	107		-		70-130	-		
4-Methyl-2-pentanone	113		-		70-130	-		
trans-1,3-Dichloropropene	97		-		70-130	-		
1,1,2-Trichloroethane	101		-		70-130	-		
Toluene	78		-		70-130	-		
2-Hexanone	101		-		70-130	-		
Dibromochloromethane	109		-		70-130	-		
1,2-Dibromoethane	92		-		70-130	-		

Lab Control Sample Analysis

Batch Quality Control

Project Name: 136 FULLER ROAD

Project Number: Not Specified

Lab Number: L2165607

Report Date: 12/13/21

Parameter	LCS %Recovery	Qual	LCSD %Recovery	Qual	%Recovery Limits	RPD	Qual	RPD Limits
Volatile Organics in Air - Mansfield Lab Associated sample(s): 01 Batch: WG1581904-3								
Tetrachloroethene	87		-		70-130	-		
Chlorobenzene	82		-		70-130	-		
Ethylbenzene	88		-		70-130	-		
p/m-Xylene	90		-		70-130	-		
Bromoform	118		-		70-130	-		
Styrene	90		-		70-130	-		
1,1,2,2-Tetrachloroethane	83		-		70-130	-		
o-Xylene	93		-		70-130	-		
4-Ethyltoluene	86		-		70-130	-		
1,3,5-Trimethylbenzene	92		-		70-130	-		
1,2,4-Trimethylbenzene	98		-		70-130	-		
Benzyl chloride	102		-		70-130	-		
1,3-Dichlorobenzene	92		-		70-130	-		
1,4-Dichlorobenzene	89		-		70-130	-		
1,2-Dichlorobenzene	88		-		70-130	-		
1,2,4-Trichlorobenzene	94		-		70-130	-		
Hexachlorobutadiene	97		-		70-130	-		

Project Name: 136 FULLER ROAD

Project Number:

Serial_No:12132116:03
Lab Number: L2165607

Report Date: 12/13/21

Canister and Flow Controller Information

Samplenum	Client ID	Media ID	Media Type	Date Prepared	Bottle Order	Cleaning Batch ID	Can Leak Check	Initial Pressure (in. Hg)	Pressure on Receipt (in. Hg)	Flow Controller Leak Chk	Flow Out mL/min	Flow In mL/min	% RPD
L2165607-01	STACK EFFLUENT	1505	1.0L Can	11/10/21	342679	L2160179-07	Pass	-29.0	0.0	-	-	-	-

Project Name: BATCH CANISTER CERTIFICATION
Project Number: CANISTER QC BAT

Lab Number: L2160179
Report Date: 12/13/21

Air Canister Certification Results

Lab ID: L2160179-07
 Client ID: CAN 851 SHELF 7
 Sample Location:

Date Collected: 11/03/21 08:00
 Date Received: 11/03/21
 Field Prep: Not Specified

Sample Depth:
 Matrix: Air
 Analytical Method: 48,TO-15
 Analytical Date: 11/05/21 21:01
 Analyst: TS

Parameter	ppbV			ug/m3			Qualifier	Dilution Factor
	Results	RL	MDL	Results	RL	MDL		
Volatile Organics in Air - Mansfield Lab								
Chlorodifluoromethane	ND	0.200	--	ND	0.707	--		1
Propylene	ND	0.500	--	ND	0.861	--		1
Propane	ND	0.500	--	ND	0.902	--		1
Dichlorodifluoromethane	ND	0.200	--	ND	0.989	--		1
Chloromethane	ND	0.200	--	ND	0.413	--		1
Freon-114	ND	0.200	--	ND	1.40	--		1
Methanol	ND	5.00	--	ND	6.55	--		1
Vinyl chloride	ND	0.200	--	ND	0.511	--		1
1,3-Butadiene	ND	0.200	--	ND	0.442	--		1
Butane	ND	0.200	--	ND	0.475	--		1
Bromomethane	ND	0.200	--	ND	0.777	--		1
Chloroethane	ND	0.200	--	ND	0.528	--		1
Ethanol	ND	5.00	--	ND	9.42	--		1
Dichlorofluoromethane	ND	0.200	--	ND	0.842	--		1
Vinyl bromide	ND	0.200	--	ND	0.874	--		1
Acrolein	ND	0.500	--	ND	1.15	--		1
Acetone	ND	1.00	--	ND	2.38	--		1
Acetonitrile	ND	0.200	--	ND	0.336	--		1
Trichlorofluoromethane	ND	0.200	--	ND	1.12	--		1
Isopropanol	ND	0.500	--	ND	1.23	--		1
Acrylonitrile	ND	0.500	--	ND	1.09	--		1
Pentane	ND	0.200	--	ND	0.590	--		1
Ethyl ether	ND	0.200	--	ND	0.606	--		1
1,1-Dichloroethene	ND	0.200	--	ND	0.793	--		1



Project Name: BATCH CANISTER CERTIFICATION
Project Number: CANISTER QC BAT

Lab Number: L2160179
Report Date: 12/13/21

Air Canister Certification Results

Lab ID: L2160179-07
 Client ID: CAN 851 SHELF 7
 Sample Location:

Date Collected: 11/03/21 08:00
 Date Received: 11/03/21
 Field Prep: Not Specified

Sample Depth:

Parameter	ppbV			ug/m3			Qualifier	Dilution Factor
	Results	RL	MDL	Results	RL	MDL		
Volatile Organics in Air - Mansfield Lab								
Tertiary butyl Alcohol	ND	0.500	--	ND	1.52	--		1
Methylene chloride	ND	0.500	--	ND	1.74	--		1
3-Chloropropene	ND	0.200	--	ND	0.626	--		1
Carbon disulfide	ND	0.200	--	ND	0.623	--		1
Freon-113	ND	0.200	--	ND	1.53	--		1
trans-1,2-Dichloroethene	ND	0.200	--	ND	0.793	--		1
1,1-Dichloroethane	ND	0.200	--	ND	0.809	--		1
Methyl tert butyl ether	ND	0.200	--	ND	0.721	--		1
Vinyl acetate	ND	1.00	--	ND	3.52	--		1
2-Butanone	ND	0.500	--	ND	1.47	--		1
Xylenes, total	ND	0.600	--	ND	0.869	--		1
cis-1,2-Dichloroethene	ND	0.200	--	ND	0.793	--		1
Ethyl Acetate	ND	0.500	--	ND	1.80	--		1
Chloroform	ND	0.200	--	ND	0.977	--		1
Tetrahydrofuran	ND	0.500	--	ND	1.47	--		1
2,2-Dichloropropane	ND	0.200	--	ND	0.924	--		1
1,2-Dichloroethane	ND	0.200	--	ND	0.809	--		1
n-Hexane	ND	0.200	--	ND	0.705	--		1
Diisopropyl ether	ND	0.200	--	ND	0.836	--		1
tert-Butyl Ethyl Ether	ND	0.200	--	ND	0.836	--		1
1,2-Dichloroethene (total)	ND	1.00	--	ND	1.00	--		1
1,1,1-Trichloroethane	ND	0.200	--	ND	1.09	--		1
1,1-Dichloropropene	ND	0.200	--	ND	0.908	--		1
Benzene	ND	0.200	--	ND	0.639	--		1
Carbon tetrachloride	ND	0.200	--	ND	1.26	--		1
Cyclohexane	ND	0.200	--	ND	0.688	--		1
tert-Amyl Methyl Ether	ND	0.200	--	ND	0.836	--		1



Project Name: BATCH CANISTER CERTIFICATION
Project Number: CANISTER QC BAT

Lab Number: L2160179
Report Date: 12/13/21

Air Canister Certification Results

Lab ID: L2160179-07
 Client ID: CAN 851 SHELF 7
 Sample Location:

Date Collected: 11/03/21 08:00
 Date Received: 11/03/21
 Field Prep: Not Specified

Sample Depth:

Parameter	ppbV			ug/m3			Qualifier	Dilution Factor
	Results	RL	MDL	Results	RL	MDL		
Volatile Organics in Air - Mansfield Lab								
Dibromomethane	ND	0.200	--	ND	1.42	--		1
1,2-Dichloropropane	ND	0.200	--	ND	0.924	--		1
Bromodichloromethane	ND	0.200	--	ND	1.34	--		1
1,4-Dioxane	ND	0.200	--	ND	0.721	--		1
Trichloroethene	ND	0.200	--	ND	1.07	--		1
2,2,4-Trimethylpentane	ND	0.200	--	ND	0.934	--		1
Methyl Methacrylate	ND	0.500	--	ND	2.05	--		1
Heptane	ND	0.200	--	ND	0.820	--		1
cis-1,3-Dichloropropene	ND	0.200	--	ND	0.908	--		1
4-Methyl-2-pentanone	ND	0.500	--	ND	2.05	--		1
trans-1,3-Dichloropropene	ND	0.200	--	ND	0.908	--		1
1,1,2-Trichloroethane	ND	0.200	--	ND	1.09	--		1
Toluene	ND	0.200	--	ND	0.754	--		1
1,3-Dichloropropane	ND	0.200	--	ND	0.924	--		1
2-Hexanone	ND	0.200	--	ND	0.820	--		1
Dibromochloromethane	ND	0.200	--	ND	1.70	--		1
1,2-Dibromoethane	ND	0.200	--	ND	1.54	--		1
Butyl acetate	ND	0.500	--	ND	2.38	--		1
Octane	ND	0.200	--	ND	0.934	--		1
Tetrachloroethene	ND	0.200	--	ND	1.36	--		1
1,1,1,2-Tetrachloroethane	ND	0.200	--	ND	1.37	--		1
Chlorobenzene	ND	0.200	--	ND	0.921	--		1
Ethylbenzene	ND	0.200	--	ND	0.869	--		1
p/m-Xylene	ND	0.400	--	ND	1.74	--		1
Bromoform	ND	0.200	--	ND	2.07	--		1
Styrene	ND	0.200	--	ND	0.852	--		1
1,1,2,2-Tetrachloroethane	ND	0.200	--	ND	1.37	--		1



Project Name: BATCH CANISTER CERTIFICATION
Project Number: CANISTER QC BAT

Lab Number: L2160179
Report Date: 12/13/21

Air Canister Certification Results

Lab ID: L2160179-07
 Client ID: CAN 851 SHELF 7
 Sample Location:

Date Collected: 11/03/21 08:00
 Date Received: 11/03/21
 Field Prep: Not Specified

Sample Depth:

Parameter	ppbV			ug/m3			Qualifier	Dilution Factor
	Results	RL	MDL	Results	RL	MDL		
Volatile Organics in Air - Mansfield Lab								
o-Xylene	ND	0.200	--	ND	0.869	--		1
1,2,3-Trichloropropane	ND	0.200	--	ND	1.21	--		1
Nonane	ND	0.200	--	ND	1.05	--		1
Isopropylbenzene	ND	0.200	--	ND	0.983	--		1
Bromobenzene	ND	0.200	--	ND	0.793	--		1
2-Chlorotoluene	ND	0.200	--	ND	1.04	--		1
n-Propylbenzene	ND	0.200	--	ND	0.983	--		1
4-Chlorotoluene	ND	0.200	--	ND	1.04	--		1
4-Ethyltoluene	ND	0.200	--	ND	0.983	--		1
1,3,5-Trimethylbenzene	ND	0.200	--	ND	0.983	--		1
tert-Butylbenzene	ND	0.200	--	ND	1.10	--		1
1,2,4-Trimethylbenzene	ND	0.200	--	ND	0.983	--		1
Decane	ND	0.200	--	ND	1.16	--		1
Benzyl chloride	ND	0.200	--	ND	1.04	--		1
1,3-Dichlorobenzene	ND	0.200	--	ND	1.20	--		1
1,4-Dichlorobenzene	ND	0.200	--	ND	1.20	--		1
sec-Butylbenzene	ND	0.200	--	ND	1.10	--		1
p-Isopropyltoluene	ND	0.200	--	ND	1.10	--		1
1,2-Dichlorobenzene	ND	0.200	--	ND	1.20	--		1
n-Butylbenzene	ND	0.200	--	ND	1.10	--		1
1,2-Dibromo-3-chloropropane	ND	0.200	--	ND	1.93	--		1
Undecane	ND	0.200	--	ND	1.28	--		1
Dodecane	ND	0.200	--	ND	1.39	--		1
1,2,4-Trichlorobenzene	ND	0.200	--	ND	1.48	--		1
Naphthalene	ND	0.200	--	ND	1.05	--		1
1,2,3-Trichlorobenzene	ND	0.200	--	ND	1.48	--		1
Hexachlorobutadiene	ND	0.200	--	ND	2.13	--		1



Project Name: BATCH CANISTER CERTIFICATION
Project Number: CANISTER QC BAT

Lab Number: L2160179
Report Date: 12/13/21

Air Canister Certification Results

Lab ID:	L2160179-07	Date Collected:	11/03/21 08:00
Client ID:	CAN 851 SHELF 7	Date Received:	11/03/21
Sample Location:		Field Prep:	Not Specified

Sample Depth:

Parameter	ppbV			ug/m3			Qualifier	Dilution Factor
	Results	RL	MDL	Results	RL	MDL		
Volatile Organics in Air - Mansfield Lab								

	Results	Qualifier	Units	RDL	Dilution Factor
Tentatively Identified Compounds					

No Tentatively Identified Compounds

Internal Standard	% Recovery	Qualifier	Acceptance Criteria
1,4-Difluorobenzene	87		60-140
Bromochloromethane	88		60-140
chlorobenzene-d5	88		60-140



Project Name: BATCH CANISTER CERTIFICATION
Project Number: CANISTER QC BAT

Lab Number: L2160179
Report Date: 12/13/21

Air Canister Certification Results

Lab ID: L2160179-07
 Client ID: CAN 851 SHELF 7
 Sample Location:

Date Collected: 11/03/21 08:00
 Date Received: 11/03/21
 Field Prep: Not Specified

Sample Depth:
 Matrix: Air
 Analytical Method: 48,TO-15-SIM
 Analytical Date: 11/05/21 21:01
 Analyst: TS

Parameter	ppbV			ug/m3			Qualifier	Dilution Factor
	Results	RL	MDL	Results	RL	MDL		
Volatile Organics in Air by SIM - Mansfield Lab								
Dichlorodifluoromethane	ND	0.200	--	ND	0.989	--		1
Chloromethane	ND	0.200	--	ND	0.413	--		1
Freon-114	ND	0.050	--	ND	0.349	--		1
Vinyl chloride	ND	0.020	--	ND	0.051	--		1
1,3-Butadiene	ND	0.020	--	ND	0.044	--		1
Bromomethane	ND	0.020	--	ND	0.078	--		1
Chloroethane	ND	0.100	--	ND	0.264	--		1
Acrolein	ND	0.050	--	ND	0.115	--		1
Acetone	ND	1.00	--	ND	2.38	--		1
Trichlorofluoromethane	ND	0.050	--	ND	0.281	--		1
Acrylonitrile	ND	0.500	--	ND	1.09	--		1
1,1-Dichloroethene	ND	0.020	--	ND	0.079	--		1
Methylene chloride	ND	0.500	--	ND	1.74	--		1
Freon-113	ND	0.050	--	ND	0.383	--		1
trans-1,2-Dichloroethene	ND	0.020	--	ND	0.079	--		1
1,1-Dichloroethane	ND	0.020	--	ND	0.081	--		1
Methyl tert butyl ether	ND	0.200	--	ND	0.721	--		1
2-Butanone	ND	0.500	--	ND	1.47	--		1
cis-1,2-Dichloroethene	ND	0.020	--	ND	0.079	--		1
Chloroform	ND	0.020	--	ND	0.098	--		1
1,2-Dichloroethane	ND	0.020	--	ND	0.081	--		1
1,1,1-Trichloroethane	ND	0.020	--	ND	0.109	--		1
Benzene	ND	0.100	--	ND	0.319	--		1
Carbon tetrachloride	ND	0.020	--	ND	0.126	--		1



Project Name: BATCH CANISTER CERTIFICATION
Project Number: CANISTER QC BAT

Lab Number: L2160179
Report Date: 12/13/21

Air Canister Certification Results

Lab ID: L2160179-07
 Client ID: CAN 851 SHELF 7
 Sample Location:

Date Collected: 11/03/21 08:00
 Date Received: 11/03/21
 Field Prep: Not Specified

Sample Depth:

Parameter	ppbV			ug/m3			Qualifier	Dilution Factor
	Results	RL	MDL	Results	RL	MDL		
Volatile Organics in Air by SIM - Mansfield Lab								
1,2-Dichloropropane	ND	0.020	--	ND	0.092	--		1
Bromodichloromethane	ND	0.020	--	ND	0.134	--		1
1,4-Dioxane	ND	0.100	--	ND	0.360	--		1
Trichloroethene	ND	0.020	--	ND	0.107	--		1
cis-1,3-Dichloropropene	ND	0.020	--	ND	0.091	--		1
4-Methyl-2-pentanone	ND	0.500	--	ND	2.05	--		1
trans-1,3-Dichloropropene	ND	0.020	--	ND	0.091	--		1
1,1,2-Trichloroethane	ND	0.020	--	ND	0.109	--		1
Toluene	ND	0.100	--	ND	0.377	--		1
Dibromochloromethane	ND	0.020	--	ND	0.170	--		1
1,2-Dibromoethane	ND	0.020	--	ND	0.154	--		1
Tetrachloroethene	ND	0.020	--	ND	0.136	--		1
1,1,1,2-Tetrachloroethane	ND	0.020	--	ND	0.137	--		1
Chlorobenzene	ND	0.100	--	ND	0.461	--		1
Ethylbenzene	ND	0.020	--	ND	0.087	--		1
p/m-Xylene	ND	0.040	--	ND	0.174	--		1
Bromoform	ND	0.020	--	ND	0.207	--		1
Styrene	ND	0.020	--	ND	0.085	--		1
1,1,2,2-Tetrachloroethane	ND	0.020	--	ND	0.137	--		1
o-Xylene	ND	0.020	--	ND	0.087	--		1
Isopropylbenzene	ND	0.200	--	ND	0.983	--		1
4-Ethyltoluene	ND	0.020	--	ND	0.098	--		1
1,3,5-Trimethylbenzene	ND	0.020	--	ND	0.098	--		1
1,2,4-Trimethylbenzene	ND	0.020	--	ND	0.098	--		1
Benzyl chloride	ND	0.200	--	ND	1.04	--		1
1,3-Dichlorobenzene	ND	0.020	--	ND	0.120	--		1
1,4-Dichlorobenzene	ND	0.020	--	ND	0.120	--		1



Project Name: BATCH CANISTER CERTIFICATION
Project Number: CANISTER QC BAT

Lab Number: L2160179
Report Date: 12/13/21

Air Canister Certification Results

Lab ID: L2160179-07
 Client ID: CAN 851 SHELF 7
 Sample Location:

Date Collected: 11/03/21 08:00
 Date Received: 11/03/21
 Field Prep: Not Specified

Sample Depth:

Parameter	ppbV			ug/m3			Qualifier	Dilution Factor
	Results	RL	MDL	Results	RL	MDL		
Volatile Organics in Air by SIM - Mansfield Lab								
sec-Butylbenzene	ND	0.200	--	ND	1.10	--		1
p-Isopropyltoluene	ND	0.200	--	ND	1.10	--		1
1,2-Dichlorobenzene	ND	0.020	--	ND	0.120	--		1
n-Butylbenzene	ND	0.200	--	ND	1.10	--		1
1,2,4-Trichlorobenzene	ND	0.050	--	ND	0.371	--		1
Naphthalene	ND	0.050	--	ND	0.262	--		1
1,2,3-Trichlorobenzene	ND	0.050	--	ND	0.371	--		1
Hexachlorobutadiene	ND	0.050	--	ND	0.533	--		1

Internal Standard	% Recovery	Qualifier	Acceptance Criteria
1,4-difluorobenzene	93		60-140
bromochloromethane	94		60-140
chlorobenzene-d5	97		60-140



Project Name: 136 FULLER ROAD

Project Number: Not Specified

Sample Receipt and Container Information

Were project specific reporting limits specified?

YES

Cooler Information**Cooler** **Custody Seal**

NA Absent

Container Information**Container ID** **Container Type**

L2165607-01A Canister - 1 Liter

Cooler	Initial pH	Final pH	Temp deg C	Pres	Seal	Frozen Date/Time	Analysis(*)
NA	NA			Y	Absent		TO15-LL(30)

Project Name: 136 FULLER ROAD
Project Number: Not Specified

Lab Number: L2165607
Report Date: 12/13/21

GLOSSARY

Acronyms

DL	- Detection Limit: This value represents the level to which target analyte concentrations are reported as estimated values, when those target analyte concentrations are quantified below the limit of quantitation (LOQ). The DL includes any adjustments from dilutions, concentrations or moisture content, where applicable. (DoD report formats only.)
EDL	- Estimated Detection Limit: This value represents the level to which target analyte concentrations are reported as estimated values, when those target analyte concentrations are quantified below the reporting limit (RL). The EDL includes any adjustments from dilutions, concentrations or moisture content, where applicable. The use of EDLs is specific to the analysis of PAHs using Solid-Phase Microextraction (SPME).
EMPC	- Estimated Maximum Possible Concentration: The concentration that results from the signal present at the retention time of an analyte when the ions meet all of the identification criteria except the ion abundance ratio criteria. An EMPC is a worst-case estimate of the concentration.
EPA	- Environmental Protection Agency.
LCS	- Laboratory Control Sample: A sample matrix, free from the analytes of interest, spiked with verified known amounts of analytes or a material containing known and verified amounts of analytes.
LCSD	- Laboratory Control Sample Duplicate: Refer to LCS.
LFB	- Laboratory Fortified Blank: A sample matrix, free from the analytes of interest, spiked with verified known amounts of analytes or a material containing known and verified amounts of analytes.
LOD	- Limit of Detection: This value represents the level to which a target analyte can reliably be detected for a specific analyte in a specific matrix by a specific method. The LOD includes any adjustments from dilutions, concentrations or moisture content, where applicable. (DoD report formats only.)
LOQ	- Limit of Quantitation: The value at which an instrument can accurately measure an analyte at a specific concentration. The LOQ includes any adjustments from dilutions, concentrations or moisture content, where applicable. (DoD report formats only.) Limit of Quantitation: The value at which an instrument can accurately measure an analyte at a specific concentration. The LOQ includes any adjustments from dilutions, concentrations or moisture content, where applicable. (DoD report formats only.)
MDL	- Method Detection Limit: This value represents the level to which target analyte concentrations are reported as estimated values, when those target analyte concentrations are quantified below the reporting limit (RL). The MDL includes any adjustments from dilutions, concentrations or moisture content, where applicable.
MS	- Matrix Spike Sample: A sample prepared by adding a known mass of target analyte to a specified amount of matrix sample for which an independent estimate of target analyte concentration is available. For Method 332.0, the spike recovery is calculated using the native concentration, including estimated values.
MSD	- Matrix Spike Sample Duplicate: Refer to MS.
NA	- Not Applicable.
NC	- Not Calculated: Term is utilized when one or more of the results utilized in the calculation are non-detect at the parameter's reporting unit.
NDPA/DPA	- N-Nitrosodiphenylamine/Diphenylamine.
NI	- Not Ignitable.
NP	- Non-Plastic: Term is utilized for the analysis of Atterberg Limits in soil.
NR	- No Results: Term is utilized when 'No Target Compounds Requested' is reported for the analysis of Volatile or Semivolatile Organic TIC only requests.
RL	- Reporting Limit: The value at which an instrument can accurately measure an analyte at a specific concentration. The RL includes any adjustments from dilutions, concentrations or moisture content, where applicable.
RPD	- Relative Percent Difference: The results from matrix and/or matrix spike duplicates are primarily designed to assess the precision of analytical results in a given matrix and are expressed as relative percent difference (RPD). Values which are less than five times the reporting limit for any individual parameter are evaluated by utilizing the absolute difference between the values; although the RPD value will be provided in the report.
SRM	- Standard Reference Material: A reference sample of a known or certified value that is of the same or similar matrix as the associated field samples.
STLP	- Semi-dynamic Tank Leaching Procedure per EPA Method 1315.
TEF	- Toxic Equivalency Factors: The values assigned to each dioxin and furan to evaluate their toxicity relative to 2,3,7,8-TCDD.
TEQ	- Toxic Equivalent: The measure of a sample's toxicity derived by multiplying each dioxin and furan by its corresponding TEF and then summing the resulting values.
TIC	- Tentatively Identified Compound: A compound that has been identified to be present and is not part of the target compound list (TCL) for the method and/or program. All TICs are qualitatively identified and reported as estimated concentrations.

Report Format: Data Usability Report



Project Name: 136 FULLER ROAD
Project Number: Not Specified

Lab Number: L2165607
Report Date: 12/13/21

Footnotes

- 1 - The reference for this analyte should be considered modified since this analyte is absent from the target analyte list of the original method.

Terms

Analytical Method: Both the document from which the method originates and the analytical reference method. (Example: EPA 8260B is shown as 1,8260B.) The codes for the reference method documents are provided in the References section of the Addendum.

Difference: With respect to Total Oxidizable Precursor (TOP) Assay analysis, the difference is defined as the Post-Treatment value minus the Pre-Treatment value.

Final pH: As it pertains to Sample Receipt & Container Information section of the report, Final pH reflects pH of container determined after adjustment at the laboratory, if applicable. If no adjustment required, value reflects Initial pH.

Frozen Date/Time: With respect to Volatile Organics in soil, Frozen Date/Time reflects the date/time at which associated Reagent Water-preserved vials were initially frozen. Note: If frozen date/time is beyond 48 hours from sample collection, value will be reflected in 'bold'.

Initial pH: As it pertains to Sample Receipt & Container Information section of the report, Initial pH reflects pH of container determined upon receipt, if applicable.

PAH Total: With respect to Alkylated PAH analyses, the 'PAHs, Total' result is defined as the summation of results for all or a subset of the following compounds: Naphthalene, C1-C4 Naphthalenes, 2-Methylnaphthalene, 1-Methylnaphthalene, Biphenyl, Acenaphthylene, Acenaphthene, Fluorene, C1-C3 Fluorenes, Phenanthrene, C1-C4 Phenanthrenes/Anthracenes, Anthracene, Fluoranthene, Pyrene, C1-C4 Fluoranthenes/Pyrenes, Benz(a)anthracene, Chrysene, C1-C4 Chrysenes, Benzo(b)fluoranthene, Benzo(j)+(k)fluoranthene, Benzo(e)pyrene, Benzo(a)pyrene, Perylene, Indeno(1,2,3-cd)pyrene, Dibenz(ah)+(ac)anthracene, Benzo(g,h,i)perylene. If a 'Total' result is requested, the results of its individual components will also be reported.

PFAS Total: With respect to PFAS analyses, the 'PFAS, Total (5)' result is defined as the summation of results for: PFHpA, PFHxS, PFOA, PFNA and PFOS. In addition, the 'PFAS, Total (6)' result is defined as the summation of results for: PFHpA, PFHxS, PFOA, PFNA, PFDA and PFOS. For MassDEP DW compliance analysis only, the 'PFAS, Total (6)' result is defined as the summation of results at or above the RL. Note: If a 'Total' result is requested, the results of its individual components will also be reported.

The target compound Chlordane (CAS No. 57-74-9) is reported for GC ECD analyses. Per EPA, this compound "refers to a mixture of chlordane isomers, other chlorinated hydrocarbons and numerous other components." (Reference: USEPA Toxicological Review of Chlordane, In Support of Summary Information on the Integrated Risk Information System (IRIS), December 1997.)

Total: With respect to Organic analyses, a 'Total' result is defined as the summation of results for individual isomers or Aroclors. If a 'Total' result is requested, the results of its individual components will also be reported. This is applicable to 'Total' results for methods 8260, 8081 and 8082.

Data Qualifiers

- A** - Spectra identified as "Aldol Condensates" are byproducts of the extraction/concentration procedures when acetone is introduced in the process.
- B** - The analyte was detected above the reporting limit in the associated method blank. Flag only applies to associated field samples that have detectable concentrations of the analyte at less than ten times (10x) the concentration found in the blank. For MCP-related projects, flag only applies to associated field samples that have detectable concentrations of the analyte at less than ten times (10x) the concentration found in the blank. For DOD-related projects, flag only applies to associated field samples that have detectable concentrations of the analyte at less than ten times (10x) the concentration found in the blank AND the analyte was detected above one-half the reporting limit (or above the reporting limit for common lab contaminants) in the associated method blank. For NJ-Air-related projects, flag only applies to associated field samples that have detectable concentrations of the analyte above the reporting limit. For NJ-related projects (excluding Air), flag only applies to associated field samples that have detectable concentrations of the analyte, which was detected above the reporting limit in the associated method blank or above five times the reporting limit for common lab contaminants (Phthalates, Acetone, Methylene Chloride, 2-Butanone).
- C** - Co-elution: The target analyte co-elutes with a known lab standard (i.e. surrogate, internal standards, etc.) for co-extracted analyses.
- D** - Concentration of analyte was quantified from diluted analysis. Flag only applies to field samples that have detectable concentrations of the analyte.
- E** - Concentration of analyte exceeds the range of the calibration curve and/or linear range of the instrument.
- F** - The ratio of quantifier ion response to qualifier ion response falls outside of the laboratory criteria. Results are considered to be an estimated maximum concentration.
- G** - The concentration may be biased high due to matrix interferences (i.e. co-elution) with non-target compound(s). The result should be considered estimated.
- H** - The analysis of pH was performed beyond the regulatory-required holding time of 15 minutes from the time of sample collection.
- I** - The lower value for the two columns has been reported due to obvious interference.
- J** - Estimated value. This represents an estimated concentration for Tentatively Identified Compounds (TICs).
- M** - Reporting Limit (RL) exceeds the MCP CAM Reporting Limit for this analyte.
- ND** - Not detected at the reporting limit (RL) for the sample.
- NJ** - Presumptive evidence of compound. This represents an estimated concentration for Tentatively Identified Compounds (TICs), where

Report Format: Data Usability Report



Project Name: 136 FULLER ROAD
Project Number: Not Specified

Lab Number: L2165607
Report Date: 12/13/21

Data Qualifiers

the identification is based on a mass spectral library search.

- P** - The RPD between the results for the two columns exceeds the method-specified criteria.
- Q** - The quality control sample exceeds the associated acceptance criteria. For DOD-related projects, LCS and/or Continuing Calibration Standard exceedences are also qualified on all associated sample results. Note: This flag is not applicable for matrix spike recoveries when the sample concentration is greater than 4x the spike added or for batch duplicate RPD when the sample concentrations are less than 5x the RL. (Metals only.)
- R** - Analytical results are from sample re-analysis.
- RE** - Analytical results are from sample re-extraction.
- S** - Analytical results are from modified screening analysis.
- V** - The surrogate associated with this target analyte has a recovery outside the QC acceptance limits. (Applicable to MassDEP DW Compliance samples only.)
- Z** - The batch matrix spike and/or duplicate associated with this target analyte has a recovery/RPD outside the QC acceptance limits. (Applicable to MassDEP DW Compliance samples only.)

Project Name: 136 FULLER ROAD
Project Number: Not Specified

Lab Number: L2165607
Report Date: 12/13/21

REFERENCES

- 48 Compendium of Methods for the Determination of Toxic Organic Compounds in Ambient Air. Second Edition. EPA/625/R-96/010b, January 1999.

LIMITATION OF LIABILITIES

Alpha Analytical performs services with reasonable care and diligence normal to the analytical testing laboratory industry. In the event of an error, the sole and exclusive responsibility of Alpha Analytical shall be to re-perform the work at it's own expense. In no event shall Alpha Analytical be held liable for any incidental, consequential or special damages, including but not limited to, damages in any way connected with the use of, interpretation of, information or analysis provided by Alpha Analytical.

We strongly urge our clients to comply with EPA protocol regarding sample volume, preservation, cooling, containers, sampling procedures, holding time and splitting of samples in the field.



Certification Information

The following analytes are not included in our Primary NELAP Scope of Accreditation:

Westborough Facility

EPA 624/624.1: m/p-xylene, o-xylene, Naphthalene

EPA 625/625.1: alpha-Terpeneol

EPA 8260C/8260D: NPW: 1,2,4,5-Tetramethylbenzene; 4-Ethyltoluene, Azobenzene; SCM: Iodomethane (methyl iodide), 1,2,4,5-Tetramethylbenzene; 4-Ethyltoluene.

EPA 8270D/8270E: NPW: Dimethylnaphthalene, 1,4-Diphenylhydrazine, alpha-Terpeneol; SCM: Dimethylnaphthalene, 1,4-Diphenylhydrazine.

SM4500: NPW: Amenable Cyanide; SCM: Total Phosphorus, TKN, NO₂, NO₃.

Mansfield Facility

SM 2540D: TSS

EPA 8082A: NPW: PCB: 1, 5, 31, 87,101, 110, 141, 151, 153, 180, 183, 187.

EPA TO-15: Halothane, 2,4,4-Trimethyl-2-pentene, 2,4,4-Trimethyl-1-pentene, Thiophene, 2-Methylthiophene,

3-Methylthiophene, 2-Ethylthiophene, 1,2,3-Trimethylbenzene, Indan, Indene, 1,2,4,5-Tetramethylbenzene, Benzothiophene, 1-Methylnaphthalene.

Biological Tissue Matrix: EPA 3050B

The following analytes are included in our Massachusetts DEP Scope of Accreditation

Westborough Facility:

Drinking Water

EPA 300.0: Chloride, Nitrate-N, Fluoride, Sulfate; **EPA 353.2:** Nitrate-N, Nitrite-N; **SM4500NO3-F:** Nitrate-N, Nitrite-N; **SM4500F-C, SM4500CN-CE,**

EPA 180.1, SM2130B, SM4500CI-D, SM2320B, SM2540C, SM4500H-B, SM4500NO2-B

EPA 332: Perchlorate; **EPA 524.2:** THMs and VOCs; **EPA 504.1:** EDB, DBCP.

Microbiology: **SM9215B; SM9223-P/A, SM9223B-Colilert-QT, SM9222D.**

Non-Potable Water

SM4500H,B, EPA 120.1, SM2510B, SM2540C, SM2320B, SM4500CL-E, SM4500F-BC, SM4500NH3-BH: Ammonia-N and Kjeldahl-N, **EPA 350.1:**

Ammonia-N, **LCHAT 10-107-06-1-B:** Ammonia-N, **EPA 351.1, SM4500NO3-F, EPA 353.2:** Nitrate-N, **SM4500P-E, SM4500P-B, E, SM4500SO4-E,**

SM5220D, EPA 410.4, SM5210B, SM5310C, SM4500CL-D, EPA 1664, EPA 420.1, SM4500-CN-CE, SM2540D, EPA 300: Chloride, Sulfate, Nitrate.

EPA 624.1: Volatile Halocarbons & Aromatics,

EPA 608.3: Chlordane, Toxaphene, Aldrin, alpha-BHC, beta-BHC, gamma-BHC, delta-BHC, Dieldrin, DDD, DDE, DDT, Endosulfan I, Endosulfan II,

Endosulfan sulfate, Endrin, Endrin Aldehyde, Heptachlor, Heptachlor Epoxide, PCBs

EPA 625.1: SVOC (Acid/Base/Neutral Extractables), **EPA 600/4-81-045:** PCB-Oil.

Microbiology: **SM9223B-Colilert-QT; Enterolert-QT, SM9221E, EPA 1600, EPA 1603, SM9222D.**

Mansfield Facility:

Drinking Water

EPA 200.7: Al, Ba, Cd, Cr, Cu, Fe, Mn, Ni, Na, Ag, Ca, Zn. **EPA 200.8:** Al, Sb, As, Ba, Be, Cd, Cr, Cu, Pb, Mn, Ni, Se, Ag, TL, Zn. **EPA 245.1 Hg.**

EPA 522, EPA 537.1.

Non-Potable Water

EPA 200.7: Al, Sb, As, Be, Cd, Ca, Cr, Co, Cu, Fe, Pb, Mg, Mn, Mo, Ni, K, Se, Ag, Na, Sr, TL, Ti, V, Zn.

EPA 200.8: Al, Sb, As, Be, Cd, Cr, Cu, Fe, Pb, Mn, Ni, K, Se, Ag, Na, TL, Zn.

EPA 245.1 Hg.

SM2340B

For a complete listing of analytes and methods, please contact your Alpha Project Manager.

AIR ANALYSIS

PAGE OF



CHAIN OF CUSTODY

Project Information

Project Name: 136 Fuller Road

Project Location: Albany NY

Project #:

Project Manager: Baines

ALPHA Quote #:

Turn-Around-Time

Standard Rush (only confirmed if pre-approved)

Date Due: Time:

Client Information

Client: Earth Environmental LLC

Address: 15 West Sky Lane

Clifton Park, NY 12065

Phone: (518) 588-2104

Fax:

Email: KimBaines.Env@Gmail.com

These samples have been Previously analyzed by Alpha

Other Project Specific Requirements/Comments:

Project-Specific Target Compound List

Date Rec'd in Lab: 12/1/21

ALPHA Job #: 2105607

Report/Data Deliverables Information

FAX EMAIL

ADEX Add'l Deliverables

Billing Information

Same as Client info PO #:

Regulatory Requirements/Report Limits

State/Fed

Program

Residential/Commercial

Analysis

All Columns Below Must Be Filled Out

Alpha Lab Use Only	Sample ID	Collection					Sample Matrix*	Sampler Initials	Can Size	ID Can	ID Flow Controller	TO-15	TO-15 SIM	APH Subtract non-petroleum HCs	FIXED GASES	Sulfides & Mercaptans by TO-15		Sample Specific Comments (i.e. PID)
		End Date	Start Time	End Time	Initial Vac.	Final Vac.												
65607-CA	Stack Effluent	11/30/21	1518	1519	-296		SG	KB	1L	1505	<input checked="" type="checkbox"/>	<input type="checkbox"/>	<input type="checkbox"/>	<input type="checkbox"/>	<input type="checkbox"/>	<input type="checkbox"/>	<input type="checkbox"/>	Grab Sample
											<input type="checkbox"/>	<input type="checkbox"/>	<input type="checkbox"/>	<input type="checkbox"/>	<input type="checkbox"/>	<input type="checkbox"/>	<input type="checkbox"/>	
											<input type="checkbox"/>	<input type="checkbox"/>	<input type="checkbox"/>	<input type="checkbox"/>	<input type="checkbox"/>	<input type="checkbox"/>	<input type="checkbox"/>	
											<input type="checkbox"/>	<input type="checkbox"/>	<input type="checkbox"/>	<input type="checkbox"/>	<input type="checkbox"/>	<input type="checkbox"/>	<input type="checkbox"/>	
											<input type="checkbox"/>	<input type="checkbox"/>	<input type="checkbox"/>	<input type="checkbox"/>	<input type="checkbox"/>	<input type="checkbox"/>	<input type="checkbox"/>	
											<input type="checkbox"/>	<input type="checkbox"/>	<input type="checkbox"/>	<input type="checkbox"/>	<input type="checkbox"/>	<input type="checkbox"/>	<input type="checkbox"/>	

*SAMPLE MATRIX CODES:

AA = Ambient Air (Indoor/Outdoor)
 SV = Soil Vapor/Landfill Gas/SVE
 Other = Please Specify

Form 10102 (1/2016) (2/2017)

Container Type		Relinquished By		Date/Time		Received By:		Date/Time	
-	-	<i>[Signature]</i>		11/30/21 12:12		<i>[Signature]</i>		11/30/21 12:12	
-	-	<i>[Signature]</i>		11/30/21 16:00		<i>[Signature]</i>		12/1/21 08:00	
-	-	<i>[Signature]</i>		12/1/21 4:00		<i>[Signature]</i>		12/1/21 04:00	

Please print clearly & legibly and completely. Samples cannot be logged in and turn around time clock will not start until any contingencies are resolved. All samples submitted are subject to Alpha's Payment Terms.



ANALYTICAL REPORT

Lab Number:	L2165686
Client:	Earth Environmental 15 West Sky Lane Clifton Park, NY 12065
ATTN:	Kim Baines
Phone:	(518) 588-2104
Project Name:	136 FULLER ROAD
Project Number:	136 FULLER ROAD
Report Date:	12/14/21

The original project report/data package is held by Alpha Analytical. This report/data package is paginated and should be reproduced only in its entirety. Alpha Analytical holds no responsibility for results and/or data that are not consistent with the original.

Certifications & Approvals: MA (M-MA086), NH NELAP (2064), CT (PH-0574), IL (200077), ME (MA00086), MD (348), NJ (MA935), NY (11148), NC (25700/666), PA (68-03671), RI (LAO00065), TX (T104704476), VT (VT-0935), VA (460195), USDA (Permit #P330-17-00196).

Eight Walkup Drive, Westborough, MA 01581-1019
508-898-9220 (Fax) 508-898-9193 800-624-9220 - www.alphalab.com



Project Name: 136 FULLER ROAD
Project Number: 136 FULLER ROAD

Lab Number: L2165686
Report Date: 12/14/21

Alpha Sample ID	Client ID	Matrix	Sample Location	Collection Date/Time	Receive Date
L2165686-01	TFE INFLUENT	WATER	136 FULLER ROAD, ALBANY NY	11/30/21 15:30	11/30/21
L2165686-02	TFE EFFLUENT	WATER	136 FULLER ROAD, ALBANY NY	11/30/21 15:35	11/30/21

Project Name: 136 FULLER ROAD
Project Number: 136 FULLER ROAD

Lab Number: L2165686
Report Date: 12/14/21

Case Narrative

The samples were received in accordance with the Chain of Custody and no significant deviations were encountered during the preparation or analysis unless otherwise noted. Sample Receipt, Container Information, and the Chain of Custody are located at the back of the report.

Results contained within this report relate only to the samples submitted under this Alpha Lab Number and meet NELAP requirements for all NELAP accredited parameters unless otherwise noted in the following narrative. The data presented in this report is organized by parameter (i.e. VOC, SVOC, etc.). Sample specific Quality Control data (i.e. Surrogate Spike Recovery) is reported at the end of the target analyte list for each individual sample, followed by the Laboratory Batch Quality Control at the end of each parameter. Tentatively Identified Compounds (TICs), if requested, are reported for compounds identified to be present and are not part of the method/program Target Compound List, even if only a subset of the TCL are being reported. If a sample was re-analyzed or re-extracted due to a required quality control corrective action and if both sets of data are reported, the Laboratory ID of the re-analysis or re-extraction is designated with an "R" or "RE", respectively.

When multiple Batch Quality Control elements are reported (e.g. more than one LCS), the associated samples for each element are noted in the grey shaded header line of each data table. Any Laboratory Batch, Sample Specific % recovery or RPD value that is outside the listed Acceptance Criteria is bolded in the report. In reference to questions H (CAM) or 4 (RCP) when "NO" is checked, the performance criteria for CAM and RCP methods allow for some quality control failures to occur and still be within method compliance. In these instances, the specific failure is not narrated but noted in the associated QC Outlier Summary Report, located directly after the Case Narrative. QC information is also incorporated in the Data Usability Assessment table (Format 11) of our Data Merger tool, where it can be reviewed in conjunction with the sample result, associated regulatory criteria and any associated data usability implications.

Soil/sediments, solids and tissues are reported on a dry weight basis unless otherwise noted. Definitions of all data qualifiers and acronyms used in this report are provided in the Glossary located at the back of the report.

HOLD POLICY - For samples submitted on hold, Alpha's policy is to hold samples (with the exception of Air canisters) free of charge for 21 calendar days from the date the project is completed. After 21 calendar days, we will dispose of all samples submitted including those put on hold unless you have contacted your Alpha Project Manager and made arrangements for Alpha to continue to hold the samples. Air canisters will be disposed after 3 business days from the date the project is completed.

Please contact Project Management at 800-624-9220 with any questions.

I, the undersigned, attest under the pains and penalties of perjury that, to the best of my knowledge and belief and based upon my personal inquiry of those responsible for providing the information contained in this analytical report, such information is accurate and complete. This certificate of analysis is not complete unless this page accompanies any and all pages of this report.

Authorized Signature:

 Caitlin Walukevich

Title: Technical Director/Representative

Date: 12/14/21

ORGANICS

VOLATILES

Project Name: 136 FULLER ROAD**Lab Number:** L2165686**Project Number:** 136 FULLER ROAD**Report Date:** 12/14/21**SAMPLE RESULTS**

Lab ID: L2165686-01
 Client ID: TFE INFLUENT
 Sample Location: 136 FULLER ROAD, ALBANY NY

Date Collected: 11/30/21 15:30
 Date Received: 11/30/21
 Field Prep: Not Specified

Sample Depth:

Matrix: Water
 Analytical Method: 1,8260C
 Analytical Date: 12/07/21 12:50
 Analyst: PD

Parameter	Result	Qualifier	Units	RL	MDL	Dilution Factor
Volatile Organics by GC/MS - Westborough Lab						
Methylene chloride	ND		ug/l	2.5	--	1
1,1-Dichloroethane	13		ug/l	2.5	--	1
Chloroform	ND		ug/l	2.5	--	1
Carbon tetrachloride	ND		ug/l	0.50	--	1
1,2-Dichloropropane	ND		ug/l	1.0	--	1
Dibromochloromethane	ND		ug/l	0.50	--	1
1,1,2-Trichloroethane	ND		ug/l	1.5	--	1
Tetrachloroethene	62		ug/l	0.50	--	1
Chlorobenzene	ND		ug/l	2.5	--	1
Trichlorofluoromethane	ND		ug/l	2.5	--	1
1,2-Dichloroethane	ND		ug/l	0.50	--	1
1,1,1-Trichloroethane	3.9		ug/l	2.5	--	1
Bromodichloromethane	ND		ug/l	0.50	--	1
trans-1,3-Dichloropropene	ND		ug/l	0.50	--	1
cis-1,3-Dichloropropene	ND		ug/l	0.50	--	1
Bromoform	ND		ug/l	2.0	--	1
1,1,2,2-Tetrachloroethane	ND		ug/l	0.50	--	1
Benzene	ND		ug/l	0.50	--	1
Toluene	ND		ug/l	2.5	--	1
Ethylbenzene	ND		ug/l	2.5	--	1
Chloromethane	ND		ug/l	2.5	--	1
Bromomethane	ND		ug/l	2.5	--	1
Vinyl chloride	11		ug/l	1.0	--	1
Chloroethane	3.1		ug/l	2.5	--	1
1,1-Dichloroethene	1.1		ug/l	0.50	--	1
trans-1,2-Dichloroethene	ND		ug/l	2.5	--	1
Trichloroethene	23		ug/l	0.50	--	1
1,2-Dichlorobenzene	ND		ug/l	2.5	--	1

Project Name: 136 FULLER ROAD**Lab Number:** L2165686**Project Number:** 136 FULLER ROAD**Report Date:** 12/14/21**SAMPLE RESULTS**

Lab ID: L2165686-01
 Client ID: TFE INFLUENT
 Sample Location: 136 FULLER ROAD, ALBANY NY

Date Collected: 11/30/21 15:30
 Date Received: 11/30/21
 Field Prep: Not Specified

Sample Depth:

Parameter	Result	Qualifier	Units	RL	MDL	Dilution Factor
Volatile Organics by GC/MS - Westborough Lab						
1,3-Dichlorobenzene	ND		ug/l	2.5	--	1
1,4-Dichlorobenzene	ND		ug/l	2.5	--	1
Methyl tert butyl ether	ND		ug/l	2.5	--	1
p/m-Xylene	ND		ug/l	2.5	--	1
o-Xylene	ND		ug/l	2.5	--	1
cis-1,2-Dichloroethene	140		ug/l	2.5	--	1
Styrene	ND		ug/l	2.5	--	1
Dichlorodifluoromethane	ND		ug/l	5.0	--	1
Acetone	ND		ug/l	5.0	--	1
Carbon disulfide	ND		ug/l	5.0	--	1
2-Butanone	ND		ug/l	5.0	--	1
4-Methyl-2-pentanone	ND		ug/l	5.0	--	1
2-Hexanone	ND		ug/l	5.0	--	1
Bromochloromethane	ND		ug/l	2.5	--	1
1,2-Dibromoethane	ND		ug/l	2.0	--	1
1,2-Dibromo-3-chloropropane	ND		ug/l	2.5	--	1
Isopropylbenzene	ND		ug/l	2.5	--	1
1,2,3-Trichlorobenzene	ND		ug/l	2.5	--	1
1,2,4-Trichlorobenzene	ND		ug/l	2.5	--	1
Methyl Acetate	ND		ug/l	2.0	--	1
Cyclohexane	ND		ug/l	10	--	1
1,4-Dioxane	ND		ug/l	250	--	1
Freon-113	ND		ug/l	2.5	--	1
Methyl cyclohexane	ND		ug/l	10	--	1

Surrogate	% Recovery	Qualifier	Acceptance Criteria
1,2-Dichloroethane-d4	108		70-130
Toluene-d8	99		70-130
4-Bromofluorobenzene	98		70-130
Dibromofluoromethane	109		70-130

Project Name: 136 FULLER ROAD**Lab Number:** L2165686**Project Number:** 136 FULLER ROAD**Report Date:** 12/14/21**SAMPLE RESULTS**

Lab ID: L2165686-02
 Client ID: TFE EFFLUENT
 Sample Location: 136 FULLER ROAD, ALBANY NY

Date Collected: 11/30/21 15:35
 Date Received: 11/30/21
 Field Prep: Not Specified

Sample Depth:

Matrix: Water
 Analytical Method: 1,8260C
 Analytical Date: 12/07/21 13:13
 Analyst: LAC

Parameter	Result	Qualifier	Units	RL	MDL	Dilution Factor
Volatile Organics by GC/MS - Westborough Lab						
Methylene chloride	ND		ug/l	2.5	--	1
1,1-Dichloroethane	ND		ug/l	2.5	--	1
Chloroform	ND		ug/l	2.5	--	1
Carbon tetrachloride	ND		ug/l	0.50	--	1
1,2-Dichloropropane	ND		ug/l	1.0	--	1
Dibromochloromethane	ND		ug/l	0.50	--	1
1,1,2-Trichloroethane	ND		ug/l	1.5	--	1
Tetrachloroethene	2.0		ug/l	0.50	--	1
Chlorobenzene	ND		ug/l	2.5	--	1
Trichlorofluoromethane	ND		ug/l	2.5	--	1
1,2-Dichloroethane	ND		ug/l	0.50	--	1
1,1,1-Trichloroethane	ND		ug/l	2.5	--	1
Bromodichloromethane	ND		ug/l	0.50	--	1
trans-1,3-Dichloropropene	ND		ug/l	0.50	--	1
cis-1,3-Dichloropropene	ND		ug/l	0.50	--	1
Bromoform	ND		ug/l	2.0	--	1
1,1,2,2-Tetrachloroethane	ND		ug/l	0.50	--	1
Benzene	ND		ug/l	0.50	--	1
Toluene	ND		ug/l	2.5	--	1
Ethylbenzene	ND		ug/l	2.5	--	1
Chloromethane	ND		ug/l	2.5	--	1
Bromomethane	ND		ug/l	2.5	--	1
Vinyl chloride	ND		ug/l	1.0	--	1
Chloroethane	ND		ug/l	2.5	--	1
1,1-Dichloroethene	ND		ug/l	0.50	--	1
trans-1,2-Dichloroethene	ND		ug/l	2.5	--	1
Trichloroethene	0.83		ug/l	0.50	--	1
1,2-Dichlorobenzene	ND		ug/l	2.5	--	1

Project Name: 136 FULLER ROAD**Lab Number:** L2165686**Project Number:** 136 FULLER ROAD**Report Date:** 12/14/21**SAMPLE RESULTS**

Lab ID: L2165686-02
 Client ID: TFE EFFLUENT
 Sample Location: 136 FULLER ROAD, ALBANY NY

Date Collected: 11/30/21 15:35
 Date Received: 11/30/21
 Field Prep: Not Specified

Sample Depth:

Parameter	Result	Qualifier	Units	RL	MDL	Dilution Factor
Volatile Organics by GC/MS - Westborough Lab						
1,3-Dichlorobenzene	ND		ug/l	2.5	--	1
1,4-Dichlorobenzene	ND		ug/l	2.5	--	1
Methyl tert butyl ether	ND		ug/l	2.5	--	1
p/m-Xylene	ND		ug/l	2.5	--	1
o-Xylene	ND		ug/l	2.5	--	1
cis-1,2-Dichloroethene	8.9		ug/l	2.5	--	1
Styrene	ND		ug/l	2.5	--	1
Dichlorodifluoromethane	ND		ug/l	5.0	--	1
Acetone	ND		ug/l	5.0	--	1
Carbon disulfide	ND		ug/l	5.0	--	1
2-Butanone	ND		ug/l	5.0	--	1
4-Methyl-2-pentanone	ND		ug/l	5.0	--	1
2-Hexanone	ND		ug/l	5.0	--	1
Bromochloromethane	ND		ug/l	2.5	--	1
1,2-Dibromoethane	ND		ug/l	2.0	--	1
1,2-Dibromo-3-chloropropane	ND		ug/l	2.5	--	1
Isopropylbenzene	ND		ug/l	2.5	--	1
1,2,3-Trichlorobenzene	ND		ug/l	2.5	--	1
1,2,4-Trichlorobenzene	ND		ug/l	2.5	--	1
Methyl Acetate	ND		ug/l	2.0	--	1
Cyclohexane	ND		ug/l	10	--	1
1,4-Dioxane	ND		ug/l	250	--	1
Freon-113	ND		ug/l	2.5	--	1
Methyl cyclohexane	ND		ug/l	10	--	1

Surrogate	% Recovery	Qualifier	Acceptance Criteria
1,2-Dichloroethane-d4	111		70-130
Toluene-d8	100		70-130
4-Bromofluorobenzene	96		70-130
Dibromofluoromethane	113		70-130

Project Name: 136 FULLER ROAD
Project Number: 136 FULLER ROAD

Lab Number: L2165686
Report Date: 12/14/21

Method Blank Analysis
Batch Quality Control

Analytical Method: 1,8260C
Analytical Date: 12/07/21 08:35
Analyst: PD

Parameter	Result	Qualifier	Units	RL	MDL
Volatile Organics by GC/MS - Westborough Lab for sample(s): 01-02 Batch: WG1580373-5					
Methylene chloride	ND		ug/l	2.5	--
1,1-Dichloroethane	ND		ug/l	2.5	--
Chloroform	ND		ug/l	2.5	--
Carbon tetrachloride	ND		ug/l	0.50	--
1,2-Dichloropropane	ND		ug/l	1.0	--
Dibromochloromethane	ND		ug/l	0.50	--
1,1,2-Trichloroethane	ND		ug/l	1.5	--
Tetrachloroethene	ND		ug/l	0.50	--
Chlorobenzene	ND		ug/l	2.5	--
Trichlorofluoromethane	ND		ug/l	2.5	--
1,2-Dichloroethane	ND		ug/l	0.50	--
1,1,1-Trichloroethane	ND		ug/l	2.5	--
Bromodichloromethane	ND		ug/l	0.50	--
trans-1,3-Dichloropropene	ND		ug/l	0.50	--
cis-1,3-Dichloropropene	ND		ug/l	0.50	--
Bromoform	ND		ug/l	2.0	--
1,1,2,2-Tetrachloroethane	ND		ug/l	0.50	--
Benzene	ND		ug/l	0.50	--
Toluene	ND		ug/l	2.5	--
Ethylbenzene	ND		ug/l	2.5	--
Chloromethane	ND		ug/l	2.5	--
Bromomethane	ND		ug/l	2.5	--
Vinyl chloride	ND		ug/l	1.0	--
Chloroethane	ND		ug/l	2.5	--
1,1-Dichloroethene	ND		ug/l	0.50	--
trans-1,2-Dichloroethene	ND		ug/l	2.5	--
Trichloroethene	ND		ug/l	0.50	--
1,2-Dichlorobenzene	ND		ug/l	2.5	--
1,3-Dichlorobenzene	ND		ug/l	2.5	--

Project Name: 136 FULLER ROAD
Project Number: 136 FULLER ROAD

Lab Number: L2165686
Report Date: 12/14/21

Method Blank Analysis
Batch Quality Control

Analytical Method: 1,8260C
Analytical Date: 12/07/21 08:35
Analyst: PD

Parameter	Result	Qualifier	Units	RL	MDL
Volatile Organics by GC/MS - Westborough Lab for sample(s): 01-02 Batch: WG1580373-5					
1,4-Dichlorobenzene	ND		ug/l	2.5	--
Methyl tert butyl ether	ND		ug/l	2.5	--
p/m-Xylene	ND		ug/l	2.5	--
o-Xylene	ND		ug/l	2.5	--
cis-1,2-Dichloroethene	ND		ug/l	2.5	--
Styrene	ND		ug/l	2.5	--
Dichlorodifluoromethane	ND		ug/l	5.0	--
Acetone	ND		ug/l	5.0	--
Carbon disulfide	ND		ug/l	5.0	--
2-Butanone	ND		ug/l	5.0	--
4-Methyl-2-pentanone	ND		ug/l	5.0	--
2-Hexanone	ND		ug/l	5.0	--
Bromochloromethane	ND		ug/l	2.5	--
1,2-Dibromoethane	ND		ug/l	2.0	--
1,2-Dibromo-3-chloropropane	ND		ug/l	2.5	--
Isopropylbenzene	ND		ug/l	2.5	--
1,2,3-Trichlorobenzene	ND		ug/l	2.5	--
1,2,4-Trichlorobenzene	ND		ug/l	2.5	--
Methyl Acetate	ND		ug/l	2.0	--
Cyclohexane	ND		ug/l	10	--
1,4-Dioxane	ND		ug/l	250	--
Freon-113	ND		ug/l	2.5	--
Methyl cyclohexane	ND		ug/l	10	--

Project Name: 136 FULLER ROAD
Project Number: 136 FULLER ROAD

Lab Number: L2165686
Report Date: 12/14/21

Method Blank Analysis
Batch Quality Control

Analytical Method: 1,8260C
Analytical Date: 12/07/21 08:35
Analyst: PD

Parameter	Result	Qualifier	Units	RL	MDL
Volatile Organics by GC/MS - Westborough Lab for sample(s): 01-02 Batch: WG1580373-5					

Surrogate	%Recovery	Qualifier	Acceptance Criteria
1,2-Dichloroethane-d4	108		70-130
Toluene-d8	98		70-130
4-Bromofluorobenzene	96		70-130
Dibromofluoromethane	112		70-130

Lab Control Sample Analysis

Batch Quality Control

Project Name: 136 FULLER ROAD

Lab Number: L2165686

Project Number: 136 FULLER ROAD

Report Date: 12/14/21

Parameter	LCS %Recovery	Qual	LCSD %Recovery	Qual	%Recovery Limits	RPD	Qual	RPD Limits
Volatile Organics by GC/MS - Westborough Lab Associated sample(s): 01-02 Batch: WG1580373-3 WG1580373-4								
Methylene chloride	98		100		70-130	2		20
1,1-Dichloroethane	110		110		70-130	0		20
Chloroform	98		100		70-130	2		20
Carbon tetrachloride	91		95		63-132	4		20
1,2-Dichloropropane	110		110		70-130	0		20
Dibromochloromethane	92		99		63-130	7		20
1,1,2-Trichloroethane	88		98		70-130	11		20
Tetrachloroethene	100		100		70-130	0		20
Chlorobenzene	100		100		75-130	0		20
Trichlorofluoromethane	100		100		62-150	0		20
1,2-Dichloroethane	100		110		70-130	10		20
1,1,1-Trichloroethane	95		98		67-130	3		20
Bromodichloromethane	90		95		67-130	5		20
trans-1,3-Dichloropropene	82		90		70-130	9		20
cis-1,3-Dichloropropene	89		95		70-130	7		20
Bromoform	82		91		54-136	10		20
1,1,2,2-Tetrachloroethane	89		99		67-130	11		20
Benzene	99		100		70-130	1		20
Toluene	98		100		70-130	2		20
Ethylbenzene	99		100		70-130	1		20
Chloromethane	98		100		64-130	2		20
Bromomethane	61		59		39-139	3		20
Vinyl chloride	110		110		55-140	0		20

Lab Control Sample Analysis

Batch Quality Control

Project Name: 136 FULLER ROAD

Lab Number: L2165686

Project Number: 136 FULLER ROAD

Report Date: 12/14/21

Parameter	LCS %Recovery	Qual	LCSD %Recovery	Qual	%Recovery Limits	RPD	Qual	RPD Limits
Volatile Organics by GC/MS - Westborough Lab Associated sample(s): 01-02 Batch: WG1580373-3 WG1580373-4								
Chloroethane	110		110		55-138	0		20
1,1-Dichloroethene	110		110		61-145	0		20
trans-1,2-Dichloroethene	100		100		70-130	0		20
Trichloroethene	97		100		70-130	3		20
1,2-Dichlorobenzene	94		99		70-130	5		20
1,3-Dichlorobenzene	94		99		70-130	5		20
1,4-Dichlorobenzene	94		98		70-130	4		20
Methyl tert butyl ether	90		100		63-130	11		20
p/m-Xylene	100		100		70-130	0		20
o-Xylene	100		100		70-130	0		20
cis-1,2-Dichloroethene	99		100		70-130	1		20
Styrene	100		100		70-130	0		20
Dichlorodifluoromethane	75		75		36-147	0		20
Acetone	110		130		58-148	17		20
Carbon disulfide	100		110		51-130	10		20
2-Butanone	97		120		63-138	21	Q	20
4-Methyl-2-pentanone	83		97		59-130	16		20
2-Hexanone	89		100		57-130	12		20
Bromochloromethane	100		110		70-130	10		20
1,2-Dibromoethane	90		98		70-130	9		20
1,2-Dibromo-3-chloropropane	76		88		41-144	15		20
Isopropylbenzene	98		100		70-130	2		20
1,2,3-Trichlorobenzene	83		94		70-130	12		20

Lab Control Sample Analysis

Batch Quality Control

Project Name: 136 FULLER ROAD

Project Number: 136 FULLER ROAD

Lab Number: L2165686

Report Date: 12/14/21

Parameter	LCS %Recovery	Qual	LCSD %Recovery	Qual	%Recovery Limits	RPD	Qual	RPD Limits
Volatile Organics by GC/MS - Westborough Lab Associated sample(s): 01-02 Batch: WG1580373-3 WG1580373-4								
1,2,4-Trichlorobenzene	85		92		70-130	8		20
Methyl Acetate	92		100		70-130	8		20
Cyclohexane	120		130		70-130	8		20
1,4-Dioxane	112		118		56-162	5		20
Freon-113	110		110		70-130	0		20
Methyl cyclohexane	98		100		70-130	2		20

Surrogate	LCS %Recovery	Qual	LCSD %Recovery	Qual	Acceptance Criteria
1,2-Dichloroethane-d4	105		107		70-130
Toluene-d8	102		101		70-130
4-Bromofluorobenzene	98		96		70-130
Dibromofluoromethane	105		105		70-130

Project Name: 136 FULLER ROAD

Project Number: 136 FULLER ROAD

Sample Receipt and Container Information

Were project specific reporting limits specified?

YES

Cooler Information**Cooler** **Custody Seal**

A Absent

Container Information

Container ID	Container Type	Cooler	Initial pH	Final pH	Temp deg C	Pres	Seal	Frozen Date/Time	Analysis(*)
L2165686-01A	Vial HCl preserved	A	NA		3.4	Y	Absent		NYTCL-8260-R2(14)
L2165686-01B	Vial HCl preserved	A	NA		3.4	Y	Absent		NYTCL-8260-R2(14)
L2165686-01C	Vial HCl preserved	A	NA		3.4	Y	Absent		NYTCL-8260-R2(14)
L2165686-02A	Vial HCl preserved	A	NA		3.4	Y	Absent		NYTCL-8260-R2(14)
L2165686-02B	Vial HCl preserved	A	NA		3.4	Y	Absent		NYTCL-8260-R2(14)
L2165686-02C	Vial HCl preserved	A	NA		3.4	Y	Absent		NYTCL-8260-R2(14)

Project Name: 136 FULLER ROAD
Project Number: 136 FULLER ROAD

Lab Number: L2165686
Report Date: 12/14/21

GLOSSARY

Acronyms

DL	- Detection Limit: This value represents the level to which target analyte concentrations are reported as estimated values, when those target analyte concentrations are quantified below the limit of quantitation (LOQ). The DL includes any adjustments from dilutions, concentrations or moisture content, where applicable. (DoD report formats only.)
EDL	- Estimated Detection Limit: This value represents the level to which target analyte concentrations are reported as estimated values, when those target analyte concentrations are quantified below the reporting limit (RL). The EDL includes any adjustments from dilutions, concentrations or moisture content, where applicable. The use of EDLs is specific to the analysis of PAHs using Solid-Phase Microextraction (SPME).
EMPC	- Estimated Maximum Possible Concentration: The concentration that results from the signal present at the retention time of an analyte when the ions meet all of the identification criteria except the ion abundance ratio criteria. An EMPC is a worst-case estimate of the concentration.
EPA	- Environmental Protection Agency.
LCS	- Laboratory Control Sample: A sample matrix, free from the analytes of interest, spiked with verified known amounts of analytes or a material containing known and verified amounts of analytes.
LCSD	- Laboratory Control Sample Duplicate: Refer to LCS.
LFB	- Laboratory Fortified Blank: A sample matrix, free from the analytes of interest, spiked with verified known amounts of analytes or a material containing known and verified amounts of analytes.
LOD	- Limit of Detection: This value represents the level to which a target analyte can reliably be detected for a specific analyte in a specific matrix by a specific method. The LOD includes any adjustments from dilutions, concentrations or moisture content, where applicable. (DoD report formats only.)
LOQ	- Limit of Quantitation: The value at which an instrument can accurately measure an analyte at a specific concentration. The LOQ includes any adjustments from dilutions, concentrations or moisture content, where applicable. (DoD report formats only.) Limit of Quantitation: The value at which an instrument can accurately measure an analyte at a specific concentration. The LOQ includes any adjustments from dilutions, concentrations or moisture content, where applicable. (DoD report formats only.)
MDL	- Method Detection Limit: This value represents the level to which target analyte concentrations are reported as estimated values, when those target analyte concentrations are quantified below the reporting limit (RL). The MDL includes any adjustments from dilutions, concentrations or moisture content, where applicable.
MS	- Matrix Spike Sample: A sample prepared by adding a known mass of target analyte to a specified amount of matrix sample for which an independent estimate of target analyte concentration is available. For Method 332.0, the spike recovery is calculated using the native concentration, including estimated values.
MSD	- Matrix Spike Sample Duplicate: Refer to MS.
NA	- Not Applicable.
NC	- Not Calculated: Term is utilized when one or more of the results utilized in the calculation are non-detect at the parameter's reporting unit.
NDPA/DPA	- N-Nitrosodiphenylamine/Diphenylamine.
NI	- Not Ignitable.
NP	- Non-Plastic: Term is utilized for the analysis of Atterberg Limits in soil.
NR	- No Results: Term is utilized when 'No Target Compounds Requested' is reported for the analysis of Volatile or Semivolatile Organic TIC only requests.
RL	- Reporting Limit: The value at which an instrument can accurately measure an analyte at a specific concentration. The RL includes any adjustments from dilutions, concentrations or moisture content, where applicable.
RPD	- Relative Percent Difference: The results from matrix and/or matrix spike duplicates are primarily designed to assess the precision of analytical results in a given matrix and are expressed as relative percent difference (RPD). Values which are less than five times the reporting limit for any individual parameter are evaluated by utilizing the absolute difference between the values; although the RPD value will be provided in the report.
SRM	- Standard Reference Material: A reference sample of a known or certified value that is of the same or similar matrix as the associated field samples.
STLP	- Semi-dynamic Tank Leaching Procedure per EPA Method 1315.
TEF	- Toxic Equivalency Factors: The values assigned to each dioxin and furan to evaluate their toxicity relative to 2,3,7,8-TCDD.
TEQ	- Toxic Equivalent: The measure of a sample's toxicity derived by multiplying each dioxin and furan by its corresponding TEF and then summing the resulting values.
TIC	- Tentatively Identified Compound: A compound that has been identified to be present and is not part of the target compound list (TCL) for the method and/or program. All TICs are qualitatively identified and reported as estimated concentrations.

Report Format: Data Usability Report



Project Name: 136 FULLER ROAD
Project Number: 136 FULLER ROAD

Lab Number: L2165686
Report Date: 12/14/21

Footnotes

- 1 - The reference for this analyte should be considered modified since this analyte is absent from the target analyte list of the original method.

Terms

Analytical Method: Both the document from which the method originates and the analytical reference method. (Example: EPA 8260B is shown as 1,8260B.) The codes for the reference method documents are provided in the References section of the Addendum.

Difference: With respect to Total Oxidizable Precursor (TOP) Assay analysis, the difference is defined as the Post-Treatment value minus the Pre-Treatment value.

Final pH: As it pertains to Sample Receipt & Container Information section of the report, Final pH reflects pH of container determined after adjustment at the laboratory, if applicable. If no adjustment required, value reflects Initial pH.

Frozen Date/Time: With respect to Volatile Organics in soil, Frozen Date/Time reflects the date/time at which associated Reagent Water-preserved vials were initially frozen. Note: If frozen date/time is beyond 48 hours from sample collection, value will be reflected in 'bold'.

Initial pH: As it pertains to Sample Receipt & Container Information section of the report, Initial pH reflects pH of container determined upon receipt, if applicable.

PAH Total: With respect to Alkylated PAH analyses, the 'PAHs, Total' result is defined as the summation of results for all or a subset of the following compounds: Naphthalene, C1-C4 Naphthalenes, 2-Methylnaphthalene, 1-Methylnaphthalene, Biphenyl, Acenaphthylene, Acenaphthene, Fluorene, C1-C3 Fluorenes, Phenanthrene, C1-C4 Phenanthrenes/Anthracenes, Anthracene, Fluoranthene, Pyrene, C1-C4 Fluoranthenes/Pyrenes, Benz(a)anthracene, Chrysene, C1-C4 Chrysenes, Benzo(b)fluoranthene, Benzo(j)+(k)fluoranthene, Benzo(e)pyrene, Benzo(a)pyrene, Perylene, Indeno(1,2,3-cd)pyrene, Dibenz(ah)+(ac)anthracene, Benzo(g,h,i)perylene. If a 'Total' result is requested, the results of its individual components will also be reported.

PFAS Total: With respect to PFAS analyses, the 'PFAS, Total (5)' result is defined as the summation of results for: PFHpA, PFHxS, PFOA, PFNA and PFOS. In addition, the 'PFAS, Total (6)' result is defined as the summation of results for: PFHpA, PFHxS, PFOA, PFNA, PFDA and PFOS. For MassDEP DW compliance analysis only, the 'PFAS, Total (6)' result is defined as the summation of results at or above the RL. Note: If a 'Total' result is requested, the results of its individual components will also be reported.

The target compound Chlordane (CAS No. 57-74-9) is reported for GC ECD analyses. Per EPA, this compound "refers to a mixture of chlordane isomers, other chlorinated hydrocarbons and numerous other components." (Reference: USEPA Toxicological Review of Chlordane, In Support of Summary Information on the Integrated Risk Information System (IRIS), December 1997.)

Total: With respect to Organic analyses, a 'Total' result is defined as the summation of results for individual isomers or Aroclors. If a 'Total' result is requested, the results of its individual components will also be reported. This is applicable to 'Total' results for methods 8260, 8081 and 8082.

Data Qualifiers

- A** - Spectra identified as "Aldol Condensates" are byproducts of the extraction/concentration procedures when acetone is introduced in the process.
- B** - The analyte was detected above the reporting limit in the associated method blank. Flag only applies to associated field samples that have detectable concentrations of the analyte at less than ten times (10x) the concentration found in the blank. For MCP-related projects, flag only applies to associated field samples that have detectable concentrations of the analyte at less than ten times (10x) the concentration found in the blank. For DOD-related projects, flag only applies to associated field samples that have detectable concentrations of the analyte at less than ten times (10x) the concentration found in the blank AND the analyte was detected above one-half the reporting limit (or above the reporting limit for common lab contaminants) in the associated method blank. For NJ-Air-related projects, flag only applies to associated field samples that have detectable concentrations of the analyte above the reporting limit. For NJ-related projects (excluding Air), flag only applies to associated field samples that have detectable concentrations of the analyte, which was detected above the reporting limit in the associated method blank or above five times the reporting limit for common lab contaminants (Phthalates, Acetone, Methylene Chloride, 2-Butanone).
- C** - Co-elution: The target analyte co-elutes with a known lab standard (i.e. surrogate, internal standards, etc.) for co-extracted analyses.
- D** - Concentration of analyte was quantified from diluted analysis. Flag only applies to field samples that have detectable concentrations of the analyte.
- E** - Concentration of analyte exceeds the range of the calibration curve and/or linear range of the instrument.
- F** - The ratio of quantifier ion response to qualifier ion response falls outside of the laboratory criteria. Results are considered to be an estimated maximum concentration.
- G** - The concentration may be biased high due to matrix interferences (i.e. co-elution) with non-target compound(s). The result should be considered estimated.
- H** - The analysis of pH was performed beyond the regulatory-required holding time of 15 minutes from the time of sample collection.
- I** - The lower value for the two columns has been reported due to obvious interference.
- J** - Estimated value. This represents an estimated concentration for Tentatively Identified Compounds (TICs).
- M** - Reporting Limit (RL) exceeds the MCP CAM Reporting Limit for this analyte.
- ND** - Not detected at the reporting limit (RL) for the sample.
- NJ** - Presumptive evidence of compound. This represents an estimated concentration for Tentatively Identified Compounds (TICs), where

Report Format: Data Usability Report



Project Name: 136 FULLER ROAD
Project Number: 136 FULLER ROAD

Lab Number: L2165686
Report Date: 12/14/21

Data Qualifiers

the identification is based on a mass spectral library search.

- P** - The RPD between the results for the two columns exceeds the method-specified criteria.
- Q** - The quality control sample exceeds the associated acceptance criteria. For DOD-related projects, LCS and/or Continuing Calibration Standard exceedences are also qualified on all associated sample results. Note: This flag is not applicable for matrix spike recoveries when the sample concentration is greater than 4x the spike added or for batch duplicate RPD when the sample concentrations are less than 5x the RL. (Metals only.)
- R** - Analytical results are from sample re-analysis.
- RE** - Analytical results are from sample re-extraction.
- S** - Analytical results are from modified screening analysis.
- V** - The surrogate associated with this target analyte has a recovery outside the QC acceptance limits. (Applicable to MassDEP DW Compliance samples only.)
- Z** - The batch matrix spike and/or duplicate associated with this target analyte has a recovery/RPD outside the QC acceptance limits. (Applicable to MassDEP DW Compliance samples only.)

Project Name: 136 FULLER ROAD
Project Number: 136 FULLER ROAD

Lab Number: L2165686
Report Date: 12/14/21

REFERENCES

- 1 Test Methods for Evaluating Solid Waste: Physical/Chemical Methods. EPA SW-846. Third Edition. Updates I - VI, 2018.

LIMITATION OF LIABILITIES

Alpha Analytical performs services with reasonable care and diligence normal to the analytical testing laboratory industry. In the event of an error, the sole and exclusive responsibility of Alpha Analytical shall be to re-perform the work at it's own expense. In no event shall Alpha Analytical be held liable for any incidental, consequential or special damages, including but not limited to, damages in any way connected with the use of, interpretation of, information or analysis provided by Alpha Analytical.

We strongly urge our clients to comply with EPA protocol regarding sample volume, preservation, cooling, containers, sampling procedures, holding time and splitting of samples in the field.



Certification Information

The following analytes are not included in our Primary NELAP Scope of Accreditation:

Westborough Facility

EPA 624/624.1: m/p-xylene, o-xylene, Naphthalene

EPA 625/625.1: alpha-Terpineol

EPA 8260C/8260D: NPW: 1,2,4,5-Tetramethylbenzene; 4-Ethyltoluene, Azobenzene; SCM: Iodomethane (methyl iodide), 1,2,4,5-Tetramethylbenzene; 4-Ethyltoluene.

EPA 8270D/8270E: NPW: Dimethylnaphthalene, 1,4-Diphenylhydrazine, alpha-Terpineol; SCM: Dimethylnaphthalene, 1,4-Diphenylhydrazine.

SM4500: NPW: Amenable Cyanide; SCM: Total Phosphorus, TKN, NO₂, NO₃.

Mansfield Facility

SM 2540D: TSS

EPA 8082A: NPW: PCB: 1, 5, 31, 87,101, 110, 141, 151, 153, 180, 183, 187.

EPA TO-15: Halothane, 2,4,4-Trimethyl-2-pentene, 2,4,4-Trimethyl-1-pentene, Thiophene, 2-Methylthiophene,

3-Methylthiophene, 2-Ethylthiophene, 1,2,3-Trimethylbenzene, Indan, Indene, 1,2,4,5-Tetramethylbenzene, Benzothiophene, 1-Methylnaphthalene.

Biological Tissue Matrix: EPA 3050B

The following analytes are included in our Massachusetts DEP Scope of Accreditation

Westborough Facility:

Drinking Water

EPA 300.0: Chloride, Nitrate-N, Fluoride, Sulfate; **EPA 353.2:** Nitrate-N, Nitrite-N; **SM4500NO3-F:** Nitrate-N, Nitrite-N; **SM4500F-C, SM4500CN-CE,**

EPA 180.1, SM2130B, SM4500CI-D, SM2320B, SM2540C, SM4500H-B, SM4500NO2-B

EPA 332: Perchlorate; **EPA 524.2:** THMs and VOCs; **EPA 504.1:** EDB, DBCP.

Microbiology: **SM9215B; SM9223-P/A, SM9223B-Colilert-QT, SM9222D.**

Non-Potable Water

SM4500H,B, EPA 120.1, SM2510B, SM2540C, SM2320B, SM4500CL-E, SM4500F-BC, SM4500NH3-BH: Ammonia-N and Kjeldahl-N, **EPA 350.1:**

Ammonia-N, **LCHAT 10-107-06-1-B:** Ammonia-N, **EPA 351.1, SM4500NO3-F, EPA 353.2:** Nitrate-N, **SM4500P-E, SM4500P-B, E, SM4500SO4-E,**

SM5220D, EPA 410.4, SM5210B, SM5310C, SM4500CL-D, EPA 1664, EPA 420.1, SM4500-CN-CE, SM2540D, EPA 300: Chloride, Sulfate, Nitrate.

EPA 624.1: Volatile Halocarbons & Aromatics,

EPA 608.3: Chlordane, Toxaphene, Aldrin, alpha-BHC, beta-BHC, gamma-BHC, delta-BHC, Dieldrin, DDD, DDE, DDT, Endosulfan I, Endosulfan II,

Endosulfan sulfate, Endrin, Endrin Aldehyde, Heptachlor, Heptachlor Epoxide, PCBs

EPA 625.1: SVOC (Acid/Base/Neutral Extractables), **EPA 600/4-81-045:** PCB-Oil.

Microbiology: **SM9223B-Colilert-QT; Enterolert-QT, SM9221E, EPA 1600, EPA 1603, SM9222D.**

Mansfield Facility:

Drinking Water

EPA 200.7: Al, Ba, Cd, Cr, Cu, Fe, Mn, Ni, Na, Ag, Ca, Zn. **EPA 200.8:** Al, Sb, As, Ba, Be, Cd, Cr, Cu, Pb, Mn, Ni, Se, Ag, TL, Zn. **EPA 245.1 Hg.**

EPA 522, EPA 537.1.

Non-Potable Water

EPA 200.7: Al, Sb, As, Be, Cd, Ca, Cr, Co, Cu, Fe, Pb, Mg, Mn, Mo, Ni, K, Se, Ag, Na, Sr, TL, Ti, V, Zn.

EPA 200.8: Al, Sb, As, Be, Cd, Cr, Cu, Fe, Pb, Mn, Ni, K, Se, Ag, Na, TL, Zn.

EPA 245.1 Hg.

SM2340B

For a complete listing of analytes and methods, please contact your Alpha Project Manager.



ANALYTICAL REPORT

Lab Number:	L2201798
Client:	Earth Environmental 15 West Sky Lane Clifton Park, NY 12065
ATTN:	Kim Baines
Phone:	(518) 588-2104
Project Name:	136 FULLER ROAD
Project Number:	11.01
Report Date:	01/18/22

The original project report/data package is held by Alpha Analytical. This report/data package is paginated and should be reproduced only in its entirety. Alpha Analytical holds no responsibility for results and/or data that are not consistent with the original.

Certifications & Approvals: MA (M-MA086), NH NELAP (2064), CT (PH-0574), IL (200077), ME (MA00086), MD (348), NJ (MA935), NY (11148), NC (25700/666), PA (68-03671), RI (LAO00065), TX (T104704476), VT (VT-0935), VA (460195), USDA (Permit #P330-17-00196).

Eight Walkup Drive, Westborough, MA 01581-1019
508-898-9220 (Fax) 508-898-9193 800-624-9220 - www.alphalab.com



Project Name: 136 FULLER ROAD
Project Number: 11.01

Lab Number: L2201798
Report Date: 01/18/22

Alpha Sample ID	Client ID	Matrix	Sample Location	Collection Date/Time	Receive Date
L2201798-01	TFE INFLUENT	WATER	136 FULLER ROAD, ALBANY NY	01/12/22 15:10	01/12/22
L2201798-02	TFE EFFLUENT	WATER	136 FULLER ROAD, ALBANY NY	01/12/22 15:15	01/12/22

Project Name: 136 FULLER ROAD
Project Number: 11.01

Lab Number: L2201798
Report Date: 01/18/22

Case Narrative

The samples were received in accordance with the Chain of Custody and no significant deviations were encountered during the preparation or analysis unless otherwise noted. Sample Receipt, Container Information, and the Chain of Custody are located at the back of the report.

Results contained within this report relate only to the samples submitted under this Alpha Lab Number and meet NELAP requirements for all NELAP accredited parameters unless otherwise noted in the following narrative. The data presented in this report is organized by parameter (i.e. VOC, SVOC, etc.). Sample specific Quality Control data (i.e. Surrogate Spike Recovery) is reported at the end of the target analyte list for each individual sample, followed by the Laboratory Batch Quality Control at the end of each parameter. Tentatively Identified Compounds (TICs), if requested, are reported for compounds identified to be present and are not part of the method/program Target Compound List, even if only a subset of the TCL are being reported. If a sample was re-analyzed or re-extracted due to a required quality control corrective action and if both sets of data are reported, the Laboratory ID of the re-analysis or re-extraction is designated with an "R" or "RE", respectively.

When multiple Batch Quality Control elements are reported (e.g. more than one LCS), the associated samples for each element are noted in the grey shaded header line of each data table. Any Laboratory Batch, Sample Specific % recovery or RPD value that is outside the listed Acceptance Criteria is bolded in the report. In reference to questions H (CAM) or 4 (RCP) when "NO" is checked, the performance criteria for CAM and RCP methods allow for some quality control failures to occur and still be within method compliance. In these instances, the specific failure is not narrated but noted in the associated QC Outlier Summary Report, located directly after the Case Narrative. QC information is also incorporated in the Data Usability Assessment table (Format 11) of our Data Merger tool, where it can be reviewed in conjunction with the sample result, associated regulatory criteria and any associated data usability implications.

Soil/sediments, solids and tissues are reported on a dry weight basis unless otherwise noted. Definitions of all data qualifiers and acronyms used in this report are provided in the Glossary located at the back of the report.

HOLD POLICY - For samples submitted on hold, Alpha's policy is to hold samples (with the exception of Air canisters) free of charge for 21 calendar days from the date the project is completed. After 21 calendar days, we will dispose of all samples submitted including those put on hold unless you have contacted your Alpha Project Manager and made arrangements for Alpha to continue to hold the samples. Air canisters will be disposed after 3 business days from the date the project is completed.

Please contact Project Management at 800-624-9220 with any questions.

Project Name: 136 FULLER ROAD
Project Number: 11.01

Lab Number: L2201798
Report Date: 01/18/22


Case Narrative (continued)

Report Submission

All non-detect (ND) or estimated concentrations (J-qualified) have been quantitated to the limit noted in the MDL column.

I, the undersigned, attest under the pains and penalties of perjury that, to the best of my knowledge and belief and based upon my personal inquiry of those responsible for providing the information contained in this analytical report, such information is accurate and complete. This certificate of analysis is not complete unless this page accompanies any and all pages of this report.

Authorized Signature:

 Michelle M. Morris

Title: Technical Director/Representative

Date: 01/18/22

ORGANICS

VOLATILES

Project Name: 136 FULLER ROAD**Lab Number:** L2201798**Project Number:** 11.01**Report Date:** 01/18/22**SAMPLE RESULTS**

Lab ID: L2201798-01
 Client ID: TFE INFLUENT
 Sample Location: 136 FULLER ROAD, ALBANY NY

Date Collected: 01/12/22 15:10
 Date Received: 01/12/22
 Field Prep: Not Specified

Sample Depth:

Matrix: Water
 Analytical Method: 1,8260C
 Analytical Date: 01/16/22 19:05
 Analyst: MKS

Parameter	Result	Qualifier	Units	RL	MDL	Dilution Factor
Volatile Organics by GC/MS - Westborough Lab						
Methylene chloride	ND		ug/l	2.5	0.70	1
1,1-Dichloroethane	ND		ug/l	2.5	0.70	1
Chloroform	ND		ug/l	2.5	0.70	1
Carbon tetrachloride	ND		ug/l	0.50	0.13	1
1,2-Dichloropropane	ND		ug/l	1.0	0.14	1
Dibromochloromethane	ND		ug/l	0.50	0.15	1
1,1,2-Trichloroethane	ND		ug/l	1.5	0.50	1
Tetrachloroethene	0.83		ug/l	0.50	0.18	1
Chlorobenzene	ND		ug/l	2.5	0.70	1
Trichlorofluoromethane	ND		ug/l	2.5	0.70	1
1,2-Dichloroethane	ND		ug/l	0.50	0.13	1
1,1,1-Trichloroethane	ND		ug/l	2.5	0.70	1
Bromodichloromethane	ND		ug/l	0.50	0.19	1
trans-1,3-Dichloropropene	ND		ug/l	0.50	0.16	1
cis-1,3-Dichloropropene	ND		ug/l	0.50	0.14	1
Bromoform	ND		ug/l	2.0	0.65	1
1,1,2,2-Tetrachloroethane	ND		ug/l	0.50	0.17	1
Benzene	ND		ug/l	0.50	0.16	1
Toluene	ND		ug/l	2.5	0.70	1
Ethylbenzene	ND		ug/l	2.5	0.70	1
Chloromethane	ND		ug/l	2.5	0.70	1
Bromomethane	ND		ug/l	2.5	0.70	1
Vinyl chloride	ND		ug/l	1.0	0.07	1
Chloroethane	ND		ug/l	2.5	0.70	1
1,1-Dichloroethene	ND		ug/l	0.50	0.17	1
trans-1,2-Dichloroethene	ND		ug/l	2.5	0.70	1
Trichloroethene	0.19	J	ug/l	0.50	0.18	1
1,2-Dichlorobenzene	ND		ug/l	2.5	0.70	1

Project Name: 136 FULLER ROAD

Lab Number: L2201798

Project Number: 11.01

Report Date: 01/18/22

SAMPLE RESULTS

Lab ID: L2201798-01
 Client ID: TFE INFLUENT
 Sample Location: 136 FULLER ROAD, ALBANY NY

Date Collected: 01/12/22 15:10
 Date Received: 01/12/22
 Field Prep: Not Specified

Sample Depth:

Parameter	Result	Qualifier	Units	RL	MDL	Dilution Factor
Volatile Organics by GC/MS - Westborough Lab						
1,3-Dichlorobenzene	ND		ug/l	2.5	0.70	1
1,4-Dichlorobenzene	ND		ug/l	2.5	0.70	1
Methyl tert butyl ether	ND		ug/l	2.5	0.70	1
p/m-Xylene	ND		ug/l	2.5	0.70	1
o-Xylene	ND		ug/l	2.5	0.70	1
cis-1,2-Dichloroethene	2.4	J	ug/l	2.5	0.70	1
Styrene	ND		ug/l	2.5	0.70	1
Dichlorodifluoromethane	ND		ug/l	5.0	1.0	1
Acetone	1.8	J	ug/l	5.0	1.5	1
Carbon disulfide	ND		ug/l	5.0	1.0	1
2-Butanone	ND		ug/l	5.0	1.9	1
4-Methyl-2-pentanone	ND		ug/l	5.0	1.0	1
2-Hexanone	ND		ug/l	5.0	1.0	1
Bromochloromethane	ND		ug/l	2.5	0.70	1
1,2-Dibromoethane	ND		ug/l	2.0	0.65	1
1,2-Dibromo-3-chloropropane	ND		ug/l	2.5	0.70	1
Isopropylbenzene	ND		ug/l	2.5	0.70	1
1,2,3-Trichlorobenzene	ND		ug/l	2.5	0.70	1
1,2,4-Trichlorobenzene	ND		ug/l	2.5	0.70	1
Methyl Acetate	ND		ug/l	2.0	0.23	1
Cyclohexane	ND		ug/l	10	0.27	1
1,4-Dioxane	280		ug/l	250	61.	1
Freon-113	ND		ug/l	2.5	0.70	1
Methyl cyclohexane	ND		ug/l	10	0.40	1

Surrogate	% Recovery	Qualifier	Acceptance Criteria
1,2-Dichloroethane-d4	115		70-130
Toluene-d8	95		70-130
4-Bromofluorobenzene	91		70-130
Dibromofluoromethane	119		70-130

Project Name: 136 FULLER ROAD**Lab Number:** L2201798**Project Number:** 11.01**Report Date:** 01/18/22**SAMPLE RESULTS**

Lab ID: L2201798-02
 Client ID: TFE EFFLUENT
 Sample Location: 136 FULLER ROAD, ALBANY NY

Date Collected: 01/12/22 15:15
 Date Received: 01/12/22
 Field Prep: Not Specified

Sample Depth:

Matrix: Water
 Analytical Method: 1,8260C
 Analytical Date: 01/16/22 19:29
 Analyst: MKS

Parameter	Result	Qualifier	Units	RL	MDL	Dilution Factor
Volatile Organics by GC/MS - Westborough Lab						
Methylene chloride	ND		ug/l	2.5	0.70	1
1,1-Dichloroethane	ND		ug/l	2.5	0.70	1
Chloroform	ND		ug/l	2.5	0.70	1
Carbon tetrachloride	ND		ug/l	0.50	0.13	1
1,2-Dichloropropane	ND		ug/l	1.0	0.14	1
Dibromochloromethane	ND		ug/l	0.50	0.15	1
1,1,2-Trichloroethane	ND		ug/l	1.5	0.50	1
Tetrachloroethene	ND		ug/l	0.50	0.18	1
Chlorobenzene	ND		ug/l	2.5	0.70	1
Trichlorofluoromethane	ND		ug/l	2.5	0.70	1
1,2-Dichloroethane	ND		ug/l	0.50	0.13	1
1,1,1-Trichloroethane	ND		ug/l	2.5	0.70	1
Bromodichloromethane	ND		ug/l	0.50	0.19	1
trans-1,3-Dichloropropene	ND		ug/l	0.50	0.16	1
cis-1,3-Dichloropropene	ND		ug/l	0.50	0.14	1
Bromoform	ND		ug/l	2.0	0.65	1
1,1,2,2-Tetrachloroethane	ND		ug/l	0.50	0.17	1
Benzene	ND		ug/l	0.50	0.16	1
Toluene	ND		ug/l	2.5	0.70	1
Ethylbenzene	ND		ug/l	2.5	0.70	1
Chloromethane	ND		ug/l	2.5	0.70	1
Bromomethane	ND		ug/l	2.5	0.70	1
Vinyl chloride	ND		ug/l	1.0	0.07	1
Chloroethane	ND		ug/l	2.5	0.70	1
1,1-Dichloroethene	ND		ug/l	0.50	0.17	1
trans-1,2-Dichloroethene	ND		ug/l	2.5	0.70	1
Trichloroethene	ND		ug/l	0.50	0.18	1
1,2-Dichlorobenzene	ND		ug/l	2.5	0.70	1

Project Name: 136 FULLER ROAD

Lab Number: L2201798

Project Number: 11.01

Report Date: 01/18/22

SAMPLE RESULTS

Lab ID: L2201798-02
 Client ID: TFE EFFLUENT
 Sample Location: 136 FULLER ROAD, ALBANY NY

Date Collected: 01/12/22 15:15
 Date Received: 01/12/22
 Field Prep: Not Specified

Sample Depth:

Parameter	Result	Qualifier	Units	RL	MDL	Dilution Factor
Volatile Organics by GC/MS - Westborough Lab						
1,3-Dichlorobenzene	ND		ug/l	2.5	0.70	1
1,4-Dichlorobenzene	ND		ug/l	2.5	0.70	1
Methyl tert butyl ether	ND		ug/l	2.5	0.70	1
p/m-Xylene	ND		ug/l	2.5	0.70	1
o-Xylene	ND		ug/l	2.5	0.70	1
cis-1,2-Dichloroethene	ND		ug/l	2.5	0.70	1
Styrene	ND		ug/l	2.5	0.70	1
Dichlorodifluoromethane	ND		ug/l	5.0	1.0	1
Acetone	ND		ug/l	5.0	1.5	1
Carbon disulfide	ND		ug/l	5.0	1.0	1
2-Butanone	ND		ug/l	5.0	1.9	1
4-Methyl-2-pentanone	ND		ug/l	5.0	1.0	1
2-Hexanone	ND		ug/l	5.0	1.0	1
Bromochloromethane	ND		ug/l	2.5	0.70	1
1,2-Dibromoethane	ND		ug/l	2.0	0.65	1
1,2-Dibromo-3-chloropropane	ND		ug/l	2.5	0.70	1
Isopropylbenzene	ND		ug/l	2.5	0.70	1
1,2,3-Trichlorobenzene	ND		ug/l	2.5	0.70	1
1,2,4-Trichlorobenzene	ND		ug/l	2.5	0.70	1
Methyl Acetate	ND		ug/l	2.0	0.23	1
Cyclohexane	ND		ug/l	10	0.27	1
1,4-Dioxane	280		ug/l	250	61.	1
Freon-113	ND		ug/l	2.5	0.70	1
Methyl cyclohexane	ND		ug/l	10	0.40	1

Surrogate	% Recovery	Qualifier	Acceptance Criteria
1,2-Dichloroethane-d4	116		70-130
Toluene-d8	94		70-130
4-Bromofluorobenzene	89		70-130
Dibromofluoromethane	121		70-130

Project Name: 136 FULLER ROAD
Project Number: 11.01

Lab Number: L2201798
Report Date: 01/18/22

Method Blank Analysis
Batch Quality Control

Analytical Method: 1,8260C
Analytical Date: 01/16/22 16:47
Analyst: AJK

Parameter	Result	Qualifier	Units	RL	MDL
Volatile Organics by GC/MS - Westborough Lab for sample(s): 01-02 Batch: WG1595288-5					
Methylene chloride	ND		ug/l	2.5	0.70
1,1-Dichloroethane	ND		ug/l	2.5	0.70
Chloroform	ND		ug/l	2.5	0.70
Carbon tetrachloride	ND		ug/l	0.50	0.13
1,2-Dichloropropane	ND		ug/l	1.0	0.14
Dibromochloromethane	ND		ug/l	0.50	0.15
1,1,2-Trichloroethane	ND		ug/l	1.5	0.50
Tetrachloroethene	ND		ug/l	0.50	0.18
Chlorobenzene	ND		ug/l	2.5	0.70
Trichlorofluoromethane	ND		ug/l	2.5	0.70
1,2-Dichloroethane	ND		ug/l	0.50	0.13
1,1,1-Trichloroethane	ND		ug/l	2.5	0.70
Bromodichloromethane	ND		ug/l	0.50	0.19
trans-1,3-Dichloropropene	ND		ug/l	0.50	0.16
cis-1,3-Dichloropropene	ND		ug/l	0.50	0.14
Bromoform	ND		ug/l	2.0	0.65
1,1,2,2-Tetrachloroethane	ND		ug/l	0.50	0.17
Benzene	ND		ug/l	0.50	0.16
Toluene	ND		ug/l	2.5	0.70
Ethylbenzene	ND		ug/l	2.5	0.70
Chloromethane	ND		ug/l	2.5	0.70
Bromomethane	ND		ug/l	2.5	0.70
Vinyl chloride	ND		ug/l	1.0	0.07
Chloroethane	ND		ug/l	2.5	0.70
1,1-Dichloroethene	ND		ug/l	0.50	0.17
trans-1,2-Dichloroethene	ND		ug/l	2.5	0.70
Trichloroethene	ND		ug/l	0.50	0.18
1,2-Dichlorobenzene	ND		ug/l	2.5	0.70
1,3-Dichlorobenzene	ND		ug/l	2.5	0.70

Project Name: 136 FULLER ROAD
Project Number: 11.01

Lab Number: L2201798
Report Date: 01/18/22

Method Blank Analysis
Batch Quality Control

Analytical Method: 1,8260C
Analytical Date: 01/16/22 16:47
Analyst: AJK

Parameter	Result	Qualifier	Units	RL	MDL
Volatile Organics by GC/MS - Westborough Lab for sample(s): 01-02 Batch: WG1595288-5					
1,4-Dichlorobenzene	ND		ug/l	2.5	0.70
Methyl tert butyl ether	ND		ug/l	2.5	0.70
p/m-Xylene	ND		ug/l	2.5	0.70
o-Xylene	ND		ug/l	2.5	0.70
cis-1,2-Dichloroethene	ND		ug/l	2.5	0.70
Styrene	ND		ug/l	2.5	0.70
Dichlorodifluoromethane	ND		ug/l	5.0	1.0
Acetone	ND		ug/l	5.0	1.5
Carbon disulfide	ND		ug/l	5.0	1.0
2-Butanone	ND		ug/l	5.0	1.9
4-Methyl-2-pentanone	ND		ug/l	5.0	1.0
2-Hexanone	ND		ug/l	5.0	1.0
Bromochloromethane	ND		ug/l	2.5	0.70
1,2-Dibromoethane	ND		ug/l	2.0	0.65
1,2-Dibromo-3-chloropropane	ND		ug/l	2.5	0.70
Isopropylbenzene	ND		ug/l	2.5	0.70
1,2,3-Trichlorobenzene	ND		ug/l	2.5	0.70
1,2,4-Trichlorobenzene	ND		ug/l	2.5	0.70
Methyl Acetate	ND		ug/l	2.0	0.23
Cyclohexane	ND		ug/l	10	0.27
1,4-Dioxane	ND		ug/l	250	61.
Freon-113	ND		ug/l	2.5	0.70
Methyl cyclohexane	ND		ug/l	10	0.40

Project Name: 136 FULLER ROAD
Project Number: 11.01

Lab Number: L2201798
Report Date: 01/18/22

Method Blank Analysis
Batch Quality Control

Analytical Method: 1,8260C
Analytical Date: 01/16/22 16:47
Analyst: AJK

Parameter	Result	Qualifier	Units	RL	MDL
Volatile Organics by GC/MS - Westborough Lab for sample(s): 01-02 Batch: WG1595288-5					

Surrogate	%Recovery	Qualifier	Acceptance Criteria
1,2-Dichloroethane-d4	110		70-130
Toluene-d8	96		70-130
4-Bromofluorobenzene	93		70-130
Dibromofluoromethane	114		70-130

Lab Control Sample Analysis

Batch Quality Control

Project Name: 136 FULLER ROAD

Project Number: 11.01

Lab Number: L2201798

Report Date: 01/18/22

Parameter	LCS %Recovery	Qual	LCSD %Recovery	Qual	%Recovery Limits	RPD	Qual	RPD Limits
Volatile Organics by GC/MS - Westborough Lab Associated sample(s): 01-02 Batch: WG1595288-3 WG1595288-4								
Methylene chloride	98		96		70-130	2		20
1,1-Dichloroethane	120		110		70-130	9		20
Chloroform	100		98		70-130	2		20
Carbon tetrachloride	97		89		63-132	9		20
1,2-Dichloropropane	110		110		70-130	0		20
Dibromochloromethane	93		92		63-130	1		20
1,1,2-Trichloroethane	94		94		70-130	0		20
Tetrachloroethene	100		96		70-130	4		20
Chlorobenzene	100		100		75-130	0		20
Trichlorofluoromethane	120		110		62-150	9		20
1,2-Dichloroethane	100		110		70-130	10		20
1,1,1-Trichloroethane	100		93		67-130	7		20
Bromodichloromethane	93		92		67-130	1		20
trans-1,3-Dichloropropene	81		79		70-130	3		20
cis-1,3-Dichloropropene	88		86		70-130	2		20
Bromoform	82		82		54-136	0		20
1,1,2,2-Tetrachloroethane	93		96		67-130	3		20
Benzene	100		97		70-130	3		20
Toluene	100		96		70-130	4		20
Ethylbenzene	100		96		70-130	4		20
Chloromethane	130		120		64-130	8		20
Bromomethane	60		55		39-139	9		20
Vinyl chloride	130		120		55-140	8		20

Lab Control Sample Analysis

Batch Quality Control

Project Name: 136 FULLER ROAD

Lab Number: L2201798

Project Number: 11.01

Report Date: 01/18/22

Parameter	LCS %Recovery	Qual	LCSD %Recovery	Qual	%Recovery Limits	RPD	Qual	RPD Limits
Volatile Organics by GC/MS - Westborough Lab Associated sample(s): 01-02 Batch: WG1595288-3 WG1595288-4								
Chloroethane	130		120		55-138	8		20
1,1-Dichloroethene	110		100		61-145	10		20
trans-1,2-Dichloroethene	100		97		70-130	3		20
Trichloroethene	100		96		70-130	4		20
1,2-Dichlorobenzene	95		95		70-130	0		20
1,3-Dichlorobenzene	96		95		70-130	1		20
1,4-Dichlorobenzene	97		95		70-130	2		20
Methyl tert butyl ether	94		97		63-130	3		20
p/m-Xylene	100		95		70-130	5		20
o-Xylene	100		95		70-130	5		20
cis-1,2-Dichloroethene	100		96		70-130	4		20
Styrene	100		95		70-130	5		20
Dichlorodifluoromethane	110		97		36-147	13		20
Acetone	100		110		58-148	10		20
Carbon disulfide	110		100		51-130	10		20
2-Butanone	110		110		63-138	0		20
4-Methyl-2-pentanone	94		96		59-130	2		20
2-Hexanone	100		100		57-130	0		20
Bromochloromethane	100		100		70-130	0		20
1,2-Dibromoethane	92		93		70-130	1		20
1,2-Dibromo-3-chloropropane	77		83		41-144	8		20
Isopropylbenzene	100		95		70-130	5		20
1,2,3-Trichlorobenzene	90		93		70-130	3		20

Lab Control Sample Analysis

Batch Quality Control

Project Name: 136 FULLER ROAD

Project Number: 11.01

Lab Number: L2201798

Report Date: 01/18/22

Parameter	LCS %Recovery	Qual	LCSD %Recovery	Qual	%Recovery Limits	RPD	Qual	RPD Limits
Volatile Organics by GC/MS - Westborough Lab Associated sample(s): 01-02 Batch: WG1595288-3 WG1595288-4								
1,2,4-Trichlorobenzene	90		89		70-130	1		20
Methyl Acetate	110		110		70-130	0		20
Cyclohexane	140	Q	130		70-130	7		20
1,4-Dioxane	110		102		56-162	8		20
Freon-113	110		100		70-130	10		20
Methyl cyclohexane	100		95		70-130	5		20

Surrogate	LCS %Recovery	Qual	LCSD %Recovery	Qual	Acceptance Criteria
1,2-Dichloroethane-d4	108		110		70-130
Toluene-d8	101		101		70-130
4-Bromofluorobenzene	96		95		70-130
Dibromofluoromethane	105		105		70-130

Project Name: 136 FULLER ROAD**Lab Number:** L2201798**Project Number:** 11.01**Report Date:** 01/18/22**Sample Receipt and Container Information**

Were project specific reporting limits specified?

YES

Cooler Information

Cooler	Custody Seal
A	Absent

Container Information

Container ID	Container Type	Cooler	Initial pH	Final pH	Temp deg C	Pres	Seal	Frozen Date/Time	Analysis(*)
L2201798-01A	Vial HCl preserved	A	NA		3.9	Y	Absent		NYTCL-8260-R2(14)
L2201798-01B	Vial HCl preserved	A	NA		3.9	Y	Absent		NYTCL-8260-R2(14)
L2201798-01C	Vial HCl preserved	A	NA		3.9	Y	Absent		NYTCL-8260-R2(14)
L2201798-02A	Vial HCl preserved	A	NA		3.9	Y	Absent		NYTCL-8260-R2(14)
L2201798-02B	Vial HCl preserved	A	NA		3.9	Y	Absent		NYTCL-8260-R2(14)
L2201798-02C	Vial HCl preserved	A	NA		3.9	Y	Absent		NYTCL-8260-R2(14)

Project Name: 136 FULLER ROAD
Project Number: 11.01

Lab Number: L2201798
Report Date: 01/18/22

GLOSSARY

Acronyms

DL	- Detection Limit: This value represents the level to which target analyte concentrations are reported as estimated values, when those target analyte concentrations are quantified below the limit of quantitation (LOQ). The DL includes any adjustments from dilutions, concentrations or moisture content, where applicable. (DoD report formats only.)
EDL	- Estimated Detection Limit: This value represents the level to which target analyte concentrations are reported as estimated values, when those target analyte concentrations are quantified below the reporting limit (RL). The EDL includes any adjustments from dilutions, concentrations or moisture content, where applicable. The use of EDLs is specific to the analysis of PAHs using Solid-Phase Microextraction (SPME).
EMPC	- Estimated Maximum Possible Concentration: The concentration that results from the signal present at the retention time of an analyte when the ions meet all of the identification criteria except the ion abundance ratio criteria. An EMPC is a worst-case estimate of the concentration.
EPA	- Environmental Protection Agency.
LCS	- Laboratory Control Sample: A sample matrix, free from the analytes of interest, spiked with verified known amounts of analytes or a material containing known and verified amounts of analytes.
LCSD	- Laboratory Control Sample Duplicate: Refer to LCS.
LFB	- Laboratory Fortified Blank: A sample matrix, free from the analytes of interest, spiked with verified known amounts of analytes or a material containing known and verified amounts of analytes.
LOD	- Limit of Detection: This value represents the level to which a target analyte can reliably be detected for a specific analyte in a specific matrix by a specific method. The LOD includes any adjustments from dilutions, concentrations or moisture content, where applicable. (DoD report formats only.)
LOQ	- Limit of Quantitation: The value at which an instrument can accurately measure an analyte at a specific concentration. The LOQ includes any adjustments from dilutions, concentrations or moisture content, where applicable. (DoD report formats only.) Limit of Quantitation: The value at which an instrument can accurately measure an analyte at a specific concentration. The LOQ includes any adjustments from dilutions, concentrations or moisture content, where applicable. (DoD report formats only.)
MDL	- Method Detection Limit: This value represents the level to which target analyte concentrations are reported as estimated values, when those target analyte concentrations are quantified below the reporting limit (RL). The MDL includes any adjustments from dilutions, concentrations or moisture content, where applicable.
MS	- Matrix Spike Sample: A sample prepared by adding a known mass of target analyte to a specified amount of matrix sample for which an independent estimate of target analyte concentration is available. For Method 332.0, the spike recovery is calculated using the native concentration, including estimated values.
MSD	- Matrix Spike Sample Duplicate: Refer to MS.
NA	- Not Applicable.
NC	- Not Calculated: Term is utilized when one or more of the results utilized in the calculation are non-detect at the parameter's reporting unit.
NDPA/DPA	- N-Nitrosodiphenylamine/Diphenylamine.
NI	- Not Ignitable.
NP	- Non-Plastic: Term is utilized for the analysis of Atterberg Limits in soil.
NR	- No Results: Term is utilized when 'No Target Compounds Requested' is reported for the analysis of Volatile or Semivolatile Organic TIC only requests.
RL	- Reporting Limit: The value at which an instrument can accurately measure an analyte at a specific concentration. The RL includes any adjustments from dilutions, concentrations or moisture content, where applicable.
RPD	- Relative Percent Difference: The results from matrix and/or matrix spike duplicates are primarily designed to assess the precision of analytical results in a given matrix and are expressed as relative percent difference (RPD). Values which are less than five times the reporting limit for any individual parameter are evaluated by utilizing the absolute difference between the values; although the RPD value will be provided in the report.
SRM	- Standard Reference Material: A reference sample of a known or certified value that is of the same or similar matrix as the associated field samples.
STLP	- Semi-dynamic Tank Leaching Procedure per EPA Method 1315.
TEF	- Toxic Equivalency Factors: The values assigned to each dioxin and furan to evaluate their toxicity relative to 2,3,7,8-TCDD.
TEQ	- Toxic Equivalent: The measure of a sample's toxicity derived by multiplying each dioxin and furan by its corresponding TEF and then summing the resulting values.
TIC	- Tentatively Identified Compound: A compound that has been identified to be present and is not part of the target compound list (TCL) for the method and/or program. All TICs are qualitatively identified and reported as estimated concentrations.

Report Format: DU Report with 'J' Qualifiers



Project Name: 136 FULLER ROAD
Project Number: 11.01

Lab Number: L2201798
Report Date: 01/18/22

Footnotes

- 1 - The reference for this analyte should be considered modified since this analyte is absent from the target analyte list of the original method.

Terms

Analytical Method: Both the document from which the method originates and the analytical reference method. (Example: EPA 8260B is shown as 1,8260B.) The codes for the reference method documents are provided in the References section of the Addendum.

Difference: With respect to Total Oxidizable Precursor (TOP) Assay analysis, the difference is defined as the Post-Treatment value minus the Pre-Treatment value.

Final pH: As it pertains to Sample Receipt & Container Information section of the report, Final pH reflects pH of container determined after adjustment at the laboratory, if applicable. If no adjustment required, value reflects Initial pH.

Frozen Date/Time: With respect to Volatile Organics in soil, Frozen Date/Time reflects the date/time at which associated Reagent Water-preserved vials were initially frozen. Note: If frozen date/time is beyond 48 hours from sample collection, value will be reflected in 'bold'.

Initial pH: As it pertains to Sample Receipt & Container Information section of the report, Initial pH reflects pH of container determined upon receipt, if applicable.

PAH Total: With respect to Alkylated PAH analyses, the 'PAHs, Total' result is defined as the summation of results for all or a subset of the following compounds: Naphthalene, C1-C4 Naphthalenes, 2-Methylnaphthalene, 1-Methylnaphthalene, Biphenyl, Acenaphthylene, Acenaphthene, Fluorene, C1-C3 Fluorenes, Phenanthrene, C1-C4 Phenanthrenes/Anthracenes, Anthracene, Fluoranthene, Pyrene, C1-C4 Fluoranthenes/Pyrenes, Benz(a)anthracene, Chrysene, C1-C4 Chrysenes, Benzo(b)fluoranthene, Benzo(j)+(k)fluoranthene, Benzo(e)pyrene, Benzo(a)pyrene, Perylene, Indeno(1,2,3-cd)pyrene, Dibenz(ah)+(ac)anthracene, Benzo(g,h,i)perylene. If a 'Total' result is requested, the results of its individual components will also be reported.

PFAS Total: With respect to PFAS analyses, the 'PFAS, Total (5)' result is defined as the summation of results for: PFHpA, PFHxS, PFOA, PFNA and PFOS. In addition, the 'PFAS, Total (6)' result is defined as the summation of results for: PFHpA, PFHxS, PFOA, PFNA, PFDA and PFOS. For MassDEP DW compliance analysis only, the 'PFAS, Total (6)' result is defined as the summation of results at or above the RL. Note: If a 'Total' result is requested, the results of its individual components will also be reported.

The target compound Chlordane (CAS No. 57-74-9) is reported for GC ECD analyses. Per EPA, this compound "refers to a mixture of chlordane isomers, other chlorinated hydrocarbons and numerous other components." (Reference: USEPA Toxicological Review of Chlordane, In Support of Summary Information on the Integrated Risk Information System (IRIS), December 1997.)

Total: With respect to Organic analyses, a 'Total' result is defined as the summation of results for individual isomers or Aroclors. If a 'Total' result is requested, the results of its individual components will also be reported. This is applicable to 'Total' results for methods 8260, 8081 and 8082.

Data Qualifiers

- A** - Spectra identified as "Aldol Condensates" are byproducts of the extraction/concentration procedures when acetone is introduced in the process.
- B** - The analyte was detected above the reporting limit in the associated method blank. Flag only applies to associated field samples that have detectable concentrations of the analyte at less than ten times (10x) the concentration found in the blank. For MCP-related projects, flag only applies to associated field samples that have detectable concentrations of the analyte at less than ten times (10x) the concentration found in the blank. For DOD-related projects, flag only applies to associated field samples that have detectable concentrations of the analyte at less than ten times (10x) the concentration found in the blank AND the analyte was detected above one-half the reporting limit (or above the reporting limit for common lab contaminants) in the associated method blank. For NJ-Air-related projects, flag only applies to associated field samples that have detectable concentrations of the analyte above the reporting limit. For NJ-related projects (excluding Air), flag only applies to associated field samples that have detectable concentrations of the analyte, which was detected above the reporting limit in the associated method blank or above five times the reporting limit for common lab contaminants (Phthalates, Acetone, Methylene Chloride, 2-Butanone).
- C** - Co-elution: The target analyte co-elutes with a known lab standard (i.e. surrogate, internal standards, etc.) for co-extracted analyses.
- D** - Concentration of analyte was quantified from diluted analysis. Flag only applies to field samples that have detectable concentrations of the analyte.
- E** - Concentration of analyte exceeds the range of the calibration curve and/or linear range of the instrument.
- F** - The ratio of quantifier ion response to qualifier ion response falls outside of the laboratory criteria. Results are considered to be an estimated maximum concentration.
- G** - The concentration may be biased high due to matrix interferences (i.e. co-elution) with non-target compound(s). The result should be considered estimated.
- H** - The analysis of pH was performed beyond the regulatory-required holding time of 15 minutes from the time of sample collection.
- I** - The lower value for the two columns has been reported due to obvious interference.
- J** - Estimated value. The Target analyte concentration is below the quantitation limit (RL), but above the Method Detection Limit (MDL) or Estimated Detection Limit (EDL) for SPME-related analyses. This represents an estimated concentration for Tentatively Identified Compounds (TICs).
- M** - Reporting Limit (RL) exceeds the MCP CAM Reporting Limit for this analyte.
- ND** - Not detected at the method detection limit (MDL) for the sample, or estimated detection limit (EDL) for SPME-related analyses.

Report Format: DU Report with 'J' Qualifiers



Project Name: 136 FULLER ROAD
Project Number: 11.01

Lab Number: L2201798
Report Date: 01/18/22

Data Qualifiers

- NJ** - Presumptive evidence of compound. This represents an estimated concentration for Tentatively Identified Compounds (TICs), where the identification is based on a mass spectral library search.
- P** - The RPD between the results for the two columns exceeds the method-specified criteria.
- Q** - The quality control sample exceeds the associated acceptance criteria. For DOD-related projects, LCS and/or Continuing Calibration Standard exceedences are also qualified on all associated sample results. Note: This flag is not applicable for matrix spike recoveries when the sample concentration is greater than 4x the spike added or for batch duplicate RPD when the sample concentrations are less than 5x the RL. (Metals only.)
- R** - Analytical results are from sample re-analysis.
- RE** - Analytical results are from sample re-extraction.
- S** - Analytical results are from modified screening analysis.
- V** - The surrogate associated with this target analyte has a recovery outside the QC acceptance limits. (Applicable to MassDEP DW Compliance samples only.)
- Z** - The batch matrix spike and/or duplicate associated with this target analyte has a recovery/RPD outside the QC acceptance limits. (Applicable to MassDEP DW Compliance samples only.)

Project Name: 136 FULLER ROAD
Project Number: 11.01

Lab Number: L2201798
Report Date: 01/18/22

REFERENCES

- 1 Test Methods for Evaluating Solid Waste: Physical/Chemical Methods. EPA SW-846. Third Edition. Updates I - VI, 2018.

LIMITATION OF LIABILITIES

Alpha Analytical performs services with reasonable care and diligence normal to the analytical testing laboratory industry. In the event of an error, the sole and exclusive responsibility of Alpha Analytical shall be to re-perform the work at it's own expense. In no event shall Alpha Analytical be held liable for any incidental, consequential or special damages, including but not limited to, damages in any way connected with the use of, interpretation of, information or analysis provided by Alpha Analytical.

We strongly urge our clients to comply with EPA protocol regarding sample volume, preservation, cooling, containers, sampling procedures, holding time and splitting of samples in the field.



Certification Information

The following analytes are not included in our Primary NELAP Scope of Accreditation:

Westborough Facility

EPA 624/624.1: m/p-xylene, o-xylene, Naphthalene

EPA 625/625.1: alpha-Terpineol

EPA 8260C/8260D: NPW: 1,2,4,5-Tetramethylbenzene; 4-Ethyltoluene, Azobenzene; SCM: Iodomethane (methyl iodide), 1,2,4,5-Tetramethylbenzene; 4-Ethyltoluene.

EPA 8270D/8270E: NPW: Dimethylnaphthalene, 1,4-Diphenylhydrazine, alpha-Terpineol; SCM: Dimethylnaphthalene, 1,4-Diphenylhydrazine.

SM4500: NPW: Amenable Cyanide; SCM: Total Phosphorus, TKN, NO₂, NO₃.

Mansfield Facility

SM 2540D: TSS

EPA 8082A: NPW: PCB: 1, 5, 31, 87,101, 110, 141, 151, 153, 180, 183, 187.

EPA TO-15: Halothane, 2,4,4-Trimethyl-2-pentene, 2,4,4-Trimethyl-1-pentene, Thiophene, 2-Methylthiophene,

3-Methylthiophene, 2-Ethylthiophene, 1,2,3-Trimethylbenzene, Indan, Indene, 1,2,4,5-Tetramethylbenzene, Benzothiophene, 1-Methylnaphthalene.

Biological Tissue Matrix: EPA 3050B

The following analytes are included in our Massachusetts DEP Scope of Accreditation

Westborough Facility:

Drinking Water

EPA 300.0: Chloride, Nitrate-N, Fluoride, Sulfate; **EPA 353.2:** Nitrate-N, Nitrite-N; **SM4500NO3-F:** Nitrate-N, Nitrite-N; **SM4500F-C, SM4500CN-CE,**

EPA 180.1, SM2130B, SM4500CI-D, SM2320B, SM2540C, SM4500H-B, SM4500NO2-B

EPA 332: Perchlorate; **EPA 524.2:** THMs and VOCs; **EPA 504.1:** EDB, DBCP.

Microbiology: **SM9215B; SM9223-P/A, SM9223B-Colilert-QT, SM9222D.**

Non-Potable Water

SM4500H,B, EPA 120.1, SM2510B, SM2540C, SM2320B, SM4500CL-E, SM4500F-BC, SM4500NH3-BH: Ammonia-N and Kjeldahl-N, **EPA 350.1:**

Ammonia-N, **LCHAT 10-107-06-1-B:** Ammonia-N, **EPA 351.1, SM4500NO3-F, EPA 353.2:** Nitrate-N, **SM4500P-E, SM4500P-B, E, SM4500SO4-E,**

SM5220D, EPA 410.4, SM5210B, SM5310C, SM4500CL-D, EPA 1664, EPA 420.1, SM4500-CN-CE, SM2540D, EPA 300: Chloride, Sulfate, Nitrate.

EPA 624.1: Volatile Halocarbons & Aromatics,

EPA 608.3: Chlordane, Toxaphene, Aldrin, alpha-BHC, beta-BHC, gamma-BHC, delta-BHC, Dieldrin, DDD, DDE, DDT, Endosulfan I, Endosulfan II,

Endosulfan sulfate, Endrin, Endrin Aldehyde, Heptachlor, Heptachlor Epoxide, PCBs

EPA 625.1: SVOC (Acid/Base/Neutral Extractables), **EPA 600/4-81-045:** PCB-Oil.

Microbiology: **SM9223B-Colilert-QT; Enterolert-QT, SM9221E, EPA 1600, EPA 1603, SM9222D.**

Mansfield Facility:

Drinking Water

EPA 200.7: Al, Ba, Cd, Cr, Cu, Fe, Mn, Ni, Na, Ag, Ca, Zn. **EPA 200.8:** Al, Sb, As, Ba, Be, Cd, Cr, Cu, Pb, Mn, Ni, Se, Ag, TL, Zn. **EPA 245.1 Hg.**

EPA 522, EPA 537.1.

Non-Potable Water

EPA 200.7: Al, Sb, As, Be, Cd, Ca, Cr, Co, Cu, Fe, Pb, Mg, Mn, Mo, Ni, K, Se, Ag, Na, Sr, TL, Ti, V, Zn.

EPA 200.8: Al, Sb, As, Be, Cd, Cr, Cu, Fe, Pb, Mn, Ni, K, Se, Ag, Na, TL, Zn.

EPA 245.1 Hg.

SM2340B

For a complete listing of analytes and methods, please contact your Alpha Project Manager.



ANALYTICAL REPORT

Lab Number:	L2201808
Client:	Earth Environmental 15 West Sky Lane Clifton Park, NY 12065
ATTN:	Kim Baines
Phone:	(518) 588-2104
Project Name:	136 FULLER ROAD
Project Number:	Not Specified
Report Date:	01/25/22

The original project report/data package is held by Alpha Analytical. This report/data package is paginated and should be reproduced only in its entirety. Alpha Analytical holds no responsibility for results and/or data that are not consistent with the original.

Certifications & Approvals: MA (M-MA030), NH NELAP (2062), CT (PH-0141), DoD (L2474), FL (E87814), IL (200081), LA (85084), ME (MA00030), MD (350), NJ (MA015), NY (11627), NC (685), OH (CL106), PA (68-02089), RI (LAO00299), TX (T104704419), VT (VT-0015), VA (460194), WA (C954), US Army Corps of Engineers, USDA (Permit #P330-17-00150), USFWS (Permit #206964).

320 Forbes Boulevard, Mansfield, MA 02048-1806
508-822-9300 (Fax) 508-822-3288 800-624-9220 - www.alphalab.com



Project Name: 136 FULLER ROAD
Project Number: Not Specified

Lab Number: L2201808
Report Date: 01/25/22

Alpha Sample ID	Client ID	Matrix	Sample Location	Collection Date/Time	Receive Date
L2201808-01	STACK EFFLUENT	SOIL_VAPOR	ALBANY NY	01/12/22 15:31	01/12/22

Project Name: 136 FULLER ROAD
Project Number: Not Specified

Lab Number: L2201808
Report Date: 01/25/22

Case Narrative

The samples were received in accordance with the Chain of Custody and no significant deviations were encountered during the preparation or analysis unless otherwise noted. Sample Receipt, Container Information, and the Chain of Custody are located at the back of the report.

Results contained within this report relate only to the samples submitted under this Alpha Lab Number and meet NELAP requirements for all NELAP accredited parameters unless otherwise noted in the following narrative. The data presented in this report is organized by parameter (i.e. VOC, SVOC, etc.). Sample specific Quality Control data (i.e. Surrogate Spike Recovery) is reported at the end of the target analyte list for each individual sample, followed by the Laboratory Batch Quality Control at the end of each parameter. Tentatively Identified Compounds (TICs), if requested, are reported for compounds identified to be present and are not part of the method/program Target Compound List, even if only a subset of the TCL are being reported. If a sample was re-analyzed or re-extracted due to a required quality control corrective action and if both sets of data are reported, the Laboratory ID of the re-analysis or re-extraction is designated with an "R" or "RE", respectively.

When multiple Batch Quality Control elements are reported (e.g. more than one LCS), the associated samples for each element are noted in the grey shaded header line of each data table. Any Laboratory Batch, Sample Specific % recovery or RPD value that is outside the listed Acceptance Criteria is bolded in the report. In reference to questions H (CAM) or 4 (RCP) when "NO" is checked, the performance criteria for CAM and RCP methods allow for some quality control failures to occur and still be within method compliance. In these instances, the specific failure is not narrated but noted in the associated QC Outlier Summary Report, located directly after the Case Narrative. QC information is also incorporated in the Data Usability Assessment table (Format 11) of our Data Merger tool, where it can be reviewed in conjunction with the sample result, associated regulatory criteria and any associated data usability implications.

Soil/sediments, solids and tissues are reported on a dry weight basis unless otherwise noted. Definitions of all data qualifiers and acronyms used in this report are provided in the Glossary located at the back of the report.

HOLD POLICY - For samples submitted on hold, Alpha's policy is to hold samples (with the exception of Air canisters) free of charge for 21 calendar days from the date the project is completed. After 21 calendar days, we will dispose of all samples submitted including those put on hold unless you have contacted your Alpha Project Manager and made arrangements for Alpha to continue to hold the samples. Air canisters will be disposed after 3 business days from the date the project is completed.

Please contact Project Management at 800-624-9220 with any questions.

Project Name: 136 FULLER ROAD
Project Number: Not Specified

Lab Number: L2201808
Report Date: 01/25/22

Case Narrative (continued)

Volatile Organics in Air

Canisters were released from the laboratory on December 8, 2021. The canister certification results are provided as an addendum.

L2201808-01D: The sample has elevated detection limits due to the dilution required by the elevated concentrations of target compounds in the sample.

I, the undersigned, attest under the pains and penalties of perjury that, to the best of my knowledge and belief and based upon my personal inquiry of those responsible for providing the information contained in this analytical report, such information is accurate and complete. This certificate of analysis is not complete unless this page accompanies any and all pages of this report.

Authorized Signature:  Christopher J. Anderson

Title: Technical Director/Representative

Date: 01/25/22

AIR

Project Name: 136 FULLER ROAD**Lab Number:** L2201808**Project Number:** Not Specified**Report Date:** 01/25/22**SAMPLE RESULTS**

Lab ID: L2201808-01 D
 Client ID: STACK EFFLUENT
 Sample Location: ALBANY NY

Date Collected: 01/12/22 15:31
 Date Received: 01/12/22
 Field Prep: Not Specified

Sample Depth:
 Matrix: Soil_Vapor
 Analytical Method: 48,TO-15
 Analytical Date: 01/23/22 04:20
 Analyst: TS

Parameter	ppbV			ug/m3			Qualifier	Dilution Factor
	Results	RL	MDL	Results	RL	MDL		
Volatile Organics in Air - Mansfield Lab								
Dichlorodifluoromethane	1.72	0.479	--	8.51	2.37	--		2.397
Chloromethane	ND	0.479	--	ND	0.989	--		2.397
Freon-114	ND	0.479	--	ND	3.35	--		2.397
Vinyl chloride	ND	0.479	--	ND	1.22	--		2.397
1,3-Butadiene	ND	0.479	--	ND	1.06	--		2.397
Bromomethane	ND	0.479	--	ND	1.86	--		2.397
Chloroethane	0.525	0.479	--	1.39	1.26	--		2.397
Ethanol	65.9	12.0	--	124	22.6	--		2.397
Vinyl bromide	ND	0.479	--	ND	2.09	--		2.397
Acetone	8.32	2.40	--	19.8	5.70	--		2.397
Trichlorofluoromethane	9.07	0.479	--	51.0	2.69	--		2.397
Isopropanol	ND	1.20	--	ND	2.95	--		2.397
1,1-Dichloroethene	1.96	0.479	--	7.77	1.90	--		2.397
Tertiary butyl Alcohol	ND	1.20	--	ND	3.64	--		2.397
Methylene chloride	ND	1.20	--	ND	4.17	--		2.397
3-Chloropropene	ND	0.479	--	ND	1.50	--		2.397
Carbon disulfide	ND	0.479	--	ND	1.49	--		2.397
Freon-113	ND	0.479	--	ND	3.67	--		2.397
trans-1,2-Dichloroethene	0.549	0.479	--	2.18	1.90	--		2.397
1,1-Dichloroethane	21.8	0.479	--	88.2	1.94	--		2.397
Methyl tert butyl ether	ND	0.479	--	ND	1.73	--		2.397
2-Butanone	1.38	1.20	--	4.07	3.54	--		2.397
cis-1,2-Dichloroethene	160	0.479	--	634	1.90	--		2.397



Project Name: 136 FULLER ROAD
Project Number: Not Specified

Lab Number: L2201808
Report Date: 01/25/22

SAMPLE RESULTS

Lab ID: L2201808-01 D
 Client ID: STACK EFFLUENT
 Sample Location: ALBANY NY

Date Collected: 01/12/22 15:31
 Date Received: 01/12/22
 Field Prep: Not Specified

Sample Depth:

Parameter	ppbV			ug/m3			Qualifier	Dilution Factor
	Results	RL	MDL	Results	RL	MDL		
Volatile Organics in Air - Mansfield Lab								
Ethyl Acetate	ND	1.20	--	ND	4.32	--		2.397
Chloroform	ND	0.479	--	ND	2.34	--		2.397
Tetrahydrofuran	1.60	1.20	--	4.72	3.54	--		2.397
1,2-Dichloroethane	ND	0.479	--	ND	1.94	--		2.397
n-Hexane	ND	0.479	--	ND	1.69	--		2.397
1,1,1-Trichloroethane	45.7	0.479	--	249	2.61	--		2.397
Benzene	ND	0.479	--	ND	1.53	--		2.397
Carbon tetrachloride	ND	0.479	--	ND	3.01	--		2.397
Cyclohexane	ND	0.479	--	ND	1.65	--		2.397
1,2-Dichloropropane	ND	0.479	--	ND	2.21	--		2.397
Bromodichloromethane	ND	0.479	--	ND	3.21	--		2.397
1,4-Dioxane	2.11	0.479	--	7.60	1.73	--		2.397
Trichloroethene	14.1	0.479	--	75.8	2.57	--		2.397
2,2,4-Trimethylpentane	ND	0.479	--	ND	2.24	--		2.397
Heptane	ND	0.479	--	ND	1.96	--		2.397
cis-1,3-Dichloropropene	ND	0.479	--	ND	2.17	--		2.397
4-Methyl-2-pentanone	ND	1.20	--	ND	4.92	--		2.397
trans-1,3-Dichloropropene	ND	0.479	--	ND	2.17	--		2.397
1,1,2-Trichloroethane	ND	0.479	--	ND	2.61	--		2.397
Toluene	0.798	0.479	--	3.01	1.81	--		2.397
2-Hexanone	ND	0.479	--	ND	1.96	--		2.397
Dibromochloromethane	ND	0.479	--	ND	4.08	--		2.397
1,2-Dibromoethane	ND	0.479	--	ND	3.68	--		2.397
Tetrachloroethene	147	0.479	--	997	3.25	--		2.397
Chlorobenzene	ND	0.479	--	ND	2.21	--		2.397
Ethylbenzene	ND	0.479	--	ND	2.08	--		2.397



Project Name: 136 FULLER ROAD**Lab Number:** L2201808**Project Number:** Not Specified**Report Date:** 01/25/22**SAMPLE RESULTS**

Lab ID: L2201808-01 D
 Client ID: STACK EFFLUENT
 Sample Location: ALBANY NY

Date Collected: 01/12/22 15:31
 Date Received: 01/12/22
 Field Prep: Not Specified

Sample Depth:

Parameter	ppbV			ug/m3			Qualifier	Dilution Factor
	Results	RL	MDL	Results	RL	MDL		
Volatile Organics in Air - Mansfield Lab								
p/m-Xylene	ND	0.959	--	ND	4.17	--		2.397
Bromoform	ND	0.479	--	ND	4.95	--		2.397
Styrene	ND	0.479	--	ND	2.04	--		2.397
1,1,2,2-Tetrachloroethane	ND	0.479	--	ND	3.29	--		2.397
o-Xylene	ND	0.479	--	ND	2.08	--		2.397
4-Ethyltoluene	ND	0.479	--	ND	2.35	--		2.397
1,3,5-Trimethylbenzene	ND	0.479	--	ND	2.35	--		2.397
1,2,4-Trimethylbenzene	ND	0.479	--	ND	2.35	--		2.397
Benzyl chloride	ND	0.479	--	ND	2.48	--		2.397
1,3-Dichlorobenzene	ND	0.479	--	ND	2.88	--		2.397
1,4-Dichlorobenzene	ND	0.479	--	ND	2.88	--		2.397
1,2-Dichlorobenzene	ND	0.479	--	ND	2.88	--		2.397
1,2,4-Trichlorobenzene	ND	0.479	--	ND	3.56	--		2.397
Hexachlorobutadiene	ND	0.479	--	ND	5.11	--		2.397

Internal Standard	% Recovery	Qualifier	Acceptance Criteria
1,4-Difluorobenzene	99		60-140
Bromochloromethane	99		60-140
chlorobenzene-d5	101		60-140



Project Name: 136 FULLER ROAD

Lab Number: L2201808

Project Number: Not Specified

Report Date: 01/25/22

Method Blank Analysis Batch Quality Control

Analytical Method: 48,TO-15

Analytical Date: 01/22/22 14:02

Parameter	ppbV			ug/m3			Qualifier	Dilution Factor
	Results	RL	MDL	Results	RL	MDL		
Volatile Organics in Air - Mansfield Lab for sample(s): 01 Batch: WG1597051-4								
Dichlorodifluoromethane	ND	0.200	--	ND	0.989	--		1
Chloromethane	ND	0.200	--	ND	0.413	--		1
Freon-114	ND	0.200	--	ND	1.40	--		1
Vinyl chloride	ND	0.200	--	ND	0.511	--		1
1,3-Butadiene	ND	0.200	--	ND	0.442	--		1
Bromomethane	ND	0.200	--	ND	0.777	--		1
Chloroethane	ND	0.200	--	ND	0.528	--		1
Ethanol	ND	5.00	--	ND	9.42	--		1
Vinyl bromide	ND	0.200	--	ND	0.874	--		1
Acetone	ND	1.00	--	ND	2.38	--		1
Trichlorofluoromethane	ND	0.200	--	ND	1.12	--		1
Isopropanol	ND	0.500	--	ND	1.23	--		1
1,1-Dichloroethene	ND	0.200	--	ND	0.793	--		1
Tertiary butyl Alcohol	ND	0.500	--	ND	1.52	--		1
Methylene chloride	ND	0.500	--	ND	1.74	--		1
3-Chloropropene	ND	0.200	--	ND	0.626	--		1
Carbon disulfide	ND	0.200	--	ND	0.623	--		1
Freon-113	ND	0.200	--	ND	1.53	--		1
trans-1,2-Dichloroethene	ND	0.200	--	ND	0.793	--		1
1,1-Dichloroethane	ND	0.200	--	ND	0.809	--		1
Methyl tert butyl ether	ND	0.200	--	ND	0.721	--		1
2-Butanone	ND	0.500	--	ND	1.47	--		1
cis-1,2-Dichloroethene	ND	0.200	--	ND	0.793	--		1
Ethyl Acetate	ND	0.500	--	ND	1.80	--		1
Chloroform	ND	0.200	--	ND	0.977	--		1



Project Name: 136 FULLER ROAD

Lab Number: L2201808

Project Number: Not Specified

Report Date: 01/25/22

Method Blank Analysis Batch Quality Control

Analytical Method: 48,TO-15

Analytical Date: 01/22/22 14:02

Parameter	ppbV			ug/m3			Qualifier	Dilution Factor
	Results	RL	MDL	Results	RL	MDL		
Volatile Organics in Air - Mansfield Lab for sample(s): 01 Batch: WG1597051-4								
Tetrahydrofuran	ND	0.500	--	ND	1.47	--		1
1,2-Dichloroethane	ND	0.200	--	ND	0.809	--		1
n-Hexane	ND	0.200	--	ND	0.705	--		1
1,1,1-Trichloroethane	ND	0.200	--	ND	1.09	--		1
Benzene	ND	0.200	--	ND	0.639	--		1
Carbon tetrachloride	ND	0.200	--	ND	1.26	--		1
Cyclohexane	ND	0.200	--	ND	0.688	--		1
1,2-Dichloropropane	ND	0.200	--	ND	0.924	--		1
Bromodichloromethane	ND	0.200	--	ND	1.34	--		1
1,4-Dioxane	ND	0.200	--	ND	0.721	--		1
Trichloroethene	ND	0.200	--	ND	1.07	--		1
2,2,4-Trimethylpentane	ND	0.200	--	ND	0.934	--		1
Heptane	ND	0.200	--	ND	0.820	--		1
cis-1,3-Dichloropropene	ND	0.200	--	ND	0.908	--		1
4-Methyl-2-pentanone	ND	0.500	--	ND	2.05	--		1
trans-1,3-Dichloropropene	ND	0.200	--	ND	0.908	--		1
1,1,2-Trichloroethane	ND	0.200	--	ND	1.09	--		1
Toluene	ND	0.200	--	ND	0.754	--		1
2-Hexanone	ND	0.200	--	ND	0.820	--		1
Dibromochloromethane	ND	0.200	--	ND	1.70	--		1
1,2-Dibromoethane	ND	0.200	--	ND	1.54	--		1
Tetrachloroethene	ND	0.200	--	ND	1.36	--		1
Chlorobenzene	ND	0.200	--	ND	0.921	--		1
Ethylbenzene	ND	0.200	--	ND	0.869	--		1
p/m-Xylene	ND	0.400	--	ND	1.74	--		1



Project Name: 136 FULLER ROAD

Lab Number: L2201808

Project Number: Not Specified

Report Date: 01/25/22

Method Blank Analysis Batch Quality Control

Analytical Method: 48,TO-15

Analytical Date: 01/22/22 14:02

Parameter	ppbV			ug/m3			Qualifier	Dilution Factor
	Results	RL	MDL	Results	RL	MDL		
Volatile Organics in Air - Mansfield Lab for sample(s): 01 Batch: WG1597051-4								
Bromoform	ND	0.200	--	ND	2.07	--		1
Styrene	ND	0.200	--	ND	0.852	--		1
1,1,2,2-Tetrachloroethane	ND	0.200	--	ND	1.37	--		1
o-Xylene	ND	0.200	--	ND	0.869	--		1
4-Ethyltoluene	ND	0.200	--	ND	0.983	--		1
1,3,5-Trimethylbenzene	ND	0.200	--	ND	0.983	--		1
1,2,4-Trimethylbenzene	ND	0.200	--	ND	0.983	--		1
Benzyl chloride	ND	0.200	--	ND	1.04	--		1
1,3-Dichlorobenzene	ND	0.200	--	ND	1.20	--		1
1,4-Dichlorobenzene	ND	0.200	--	ND	1.20	--		1
1,2-Dichlorobenzene	ND	0.200	--	ND	1.20	--		1
1,2,4-Trichlorobenzene	ND	0.200	--	ND	1.48	--		1
Hexachlorobutadiene	ND	0.200	--	ND	2.13	--		1



Lab Control Sample Analysis

Batch Quality Control

Project Name: 136 FULLER ROAD

Lab Number: L2201808

Project Number: Not Specified

Report Date: 01/25/22

Parameter	LCS %Recovery	Qual	LCSD %Recovery	Qual	%Recovery Limits	RPD	Qual	RPD Limits
Volatile Organics in Air - Mansfield Lab Associated sample(s): 01 Batch: WG1597051-3								
Dichlorodifluoromethane	95		-		70-130	-		
Chloromethane	89		-		70-130	-		
Freon-114	94		-		70-130	-		
Vinyl chloride	85		-		70-130	-		
1,3-Butadiene	90		-		70-130	-		
Bromomethane	86		-		70-130	-		
Chloroethane	88		-		70-130	-		
Ethanol	104		-		40-160	-		
Vinyl bromide	94		-		70-130	-		
Acetone	103		-		40-160	-		
Trichlorofluoromethane	96		-		70-130	-		
Isopropanol	97		-		40-160	-		
1,1-Dichloroethene	89		-		70-130	-		
Tertiary butyl Alcohol	84		-		70-130	-		
Methylene chloride	101		-		70-130	-		
3-Chloropropene	110		-		70-130	-		
Carbon disulfide	113		-		70-130	-		
Freon-113	112		-		70-130	-		
trans-1,2-Dichloroethene	95		-		70-130	-		
1,1-Dichloroethane	101		-		70-130	-		
Methyl tert butyl ether	100		-		70-130	-		
2-Butanone	97		-		70-130	-		
cis-1,2-Dichloroethene	99		-		70-130	-		

Lab Control Sample Analysis

Batch Quality Control

Project Name: 136 FULLER ROAD

Lab Number: L2201808

Project Number: Not Specified

Report Date: 01/25/22

Parameter	LCS %Recovery	Qual	LCSD %Recovery	Qual	%Recovery Limits	RPD	Qual	RPD Limits
Volatile Organics in Air - Mansfield Lab Associated sample(s): 01 Batch: WG1597051-3								
Ethyl Acetate	102		-		70-130	-		
Chloroform	94		-		70-130	-		
Tetrahydrofuran	93		-		70-130	-		
1,2-Dichloroethane	100		-		70-130	-		
n-Hexane	89		-		70-130	-		
1,1,1-Trichloroethane	104		-		70-130	-		
Benzene	84		-		70-130	-		
Carbon tetrachloride	101		-		70-130	-		
Cyclohexane	89		-		70-130	-		
1,2-Dichloropropane	95		-		70-130	-		
Bromodichloromethane	96		-		70-130	-		
1,4-Dioxane	94		-		70-130	-		
Trichloroethene	96		-		70-130	-		
2,2,4-Trimethylpentane	92		-		70-130	-		
Heptane	95		-		70-130	-		
cis-1,3-Dichloropropene	101		-		70-130	-		
4-Methyl-2-pentanone	98		-		70-130	-		
trans-1,3-Dichloropropene	88		-		70-130	-		
1,1,2-Trichloroethane	100		-		70-130	-		
Toluene	91		-		70-130	-		
2-Hexanone	100		-		70-130	-		
Dibromochloromethane	112		-		70-130	-		
1,2-Dibromoethane	104		-		70-130	-		

Lab Control Sample Analysis

Batch Quality Control

Project Name: 136 FULLER ROAD

Project Number: Not Specified

Lab Number: L2201808

Report Date: 01/25/22

Parameter	LCS %Recovery	Qual	LCSD %Recovery	Qual	%Recovery Limits	RPD	Qual	RPD Limits
Volatile Organics in Air - Mansfield Lab Associated sample(s): 01 Batch: WG1597051-3								
Tetrachloroethene	96		-		70-130	-		
Chlorobenzene	100		-		70-130	-		
Ethylbenzene	103		-		70-130	-		
p/m-Xylene	102		-		70-130	-		
Bromoform	116		-		70-130	-		
Styrene	106		-		70-130	-		
1,1,2,2-Tetrachloroethane	98		-		70-130	-		
o-Xylene	105		-		70-130	-		
4-Ethyltoluene	105		-		70-130	-		
1,3,5-Trimethylbenzene	107		-		70-130	-		
1,2,4-Trimethylbenzene	110		-		70-130	-		
Benzyl chloride	100		-		70-130	-		
1,3-Dichlorobenzene	108		-		70-130	-		
1,4-Dichlorobenzene	107		-		70-130	-		
1,2-Dichlorobenzene	107		-		70-130	-		
1,2,4-Trichlorobenzene	112		-		70-130	-		
Hexachlorobutadiene	107		-		70-130	-		

Project Name: 136 FULLER ROAD

Project Number:

Lab Number: L2201808
Serial_No:01252215:34

Report Date: 01/25/22

Canister and Flow Controller Information

Samplenum	Client ID	Media ID	Media Type	Date Prepared	Bottle Order	Cleaning Batch ID	Can Leak Check	Initial Pressure (in. Hg)	Pressure on Receipt (in. Hg)	Flow Controller Leak Chk	Flow Out mL/min	Flow In mL/min	% RPD
L2201808-01	STACK EFFLUENT	3501	1.0L Can	12/08/21	342680	L2166397-02	Pass	-28.5	-2.4	-	-	-	-

Project Name: BATCH CANISTER CERTIFICATION
Project Number: CANISTER QC BAT

Lab Number: L2166397
Report Date: 01/25/22

Air Canister Certification Results

Lab ID: L2166397-02
 Client ID: CAN 3501 SHELF 3
 Sample Location:

Date Collected: 12/02/21 14:00
 Date Received: 12/03/21
 Field Prep: Not Specified

Sample Depth:
 Matrix: Air
 Analytical Method: 48,TO-15
 Analytical Date: 12/04/21 09:35
 Analyst: TS

Parameter	ppbV			ug/m3			Qualifier	Dilution Factor
	Results	RL	MDL	Results	RL	MDL		
Volatile Organics in Air - Mansfield Lab								
Chlorodifluoromethane	ND	0.200	--	ND	0.707	--		1
Propylene	ND	0.500	--	ND	0.861	--		1
Propane	ND	0.500	--	ND	0.902	--		1
Dichlorodifluoromethane	ND	0.200	--	ND	0.989	--		1
Chloromethane	ND	0.200	--	ND	0.413	--		1
Freon-114	ND	0.200	--	ND	1.40	--		1
Methanol	ND	5.00	--	ND	6.55	--		1
Vinyl chloride	ND	0.200	--	ND	0.511	--		1
1,3-Butadiene	ND	0.200	--	ND	0.442	--		1
Butane	ND	0.200	--	ND	0.475	--		1
Bromomethane	ND	0.200	--	ND	0.777	--		1
Chloroethane	ND	0.200	--	ND	0.528	--		1
Ethanol	ND	5.00	--	ND	9.42	--		1
Dichlorofluoromethane	ND	0.200	--	ND	0.842	--		1
Vinyl bromide	ND	0.200	--	ND	0.874	--		1
Acrolein	ND	0.500	--	ND	1.15	--		1
Acetone	ND	1.00	--	ND	2.38	--		1
Acetonitrile	ND	0.200	--	ND	0.336	--		1
Trichlorofluoromethane	ND	0.200	--	ND	1.12	--		1
Isopropanol	ND	0.500	--	ND	1.23	--		1
Acrylonitrile	ND	0.500	--	ND	1.09	--		1
Pentane	ND	0.200	--	ND	0.590	--		1
Ethyl ether	ND	0.200	--	ND	0.606	--		1
1,1-Dichloroethene	ND	0.200	--	ND	0.793	--		1



Project Name: BATCH CANISTER CERTIFICATION
Project Number: CANISTER QC BAT

Lab Number: L2166397
Report Date: 01/25/22

Air Canister Certification Results

Lab ID: L2166397-02
 Client ID: CAN 3501 SHELF 3
 Sample Location:

Date Collected: 12/02/21 14:00
 Date Received: 12/03/21
 Field Prep: Not Specified

Sample Depth:

Parameter	ppbV			ug/m3			Qualifier	Dilution Factor
	Results	RL	MDL	Results	RL	MDL		
Volatile Organics in Air - Mansfield Lab								
Tertiary butyl Alcohol	ND	0.500	--	ND	1.52	--		1
Methylene chloride	ND	0.500	--	ND	1.74	--		1
3-Chloropropene	ND	0.200	--	ND	0.626	--		1
Carbon disulfide	ND	0.200	--	ND	0.623	--		1
Freon-113	ND	0.200	--	ND	1.53	--		1
trans-1,2-Dichloroethene	ND	0.200	--	ND	0.793	--		1
1,1-Dichloroethane	ND	0.200	--	ND	0.809	--		1
Methyl tert butyl ether	ND	0.200	--	ND	0.721	--		1
Vinyl acetate	ND	1.00	--	ND	3.52	--		1
Xylenes, total	ND	0.600	--	ND	0.869	--		1
2-Butanone	ND	0.500	--	ND	1.47	--		1
cis-1,2-Dichloroethene	ND	0.200	--	ND	0.793	--		1
Ethyl Acetate	ND	0.500	--	ND	1.80	--		1
Chloroform	ND	0.200	--	ND	0.977	--		1
Tetrahydrofuran	ND	0.500	--	ND	1.47	--		1
2,2-Dichloropropane	ND	0.200	--	ND	0.924	--		1
1,2-Dichloroethane	ND	0.200	--	ND	0.809	--		1
n-Hexane	ND	0.200	--	ND	0.705	--		1
Diisopropyl ether	ND	0.200	--	ND	0.836	--		1
tert-Butyl Ethyl Ether	ND	0.200	--	ND	0.836	--		1
1,2-Dichloroethene (total)	ND	1.00	--	ND	1.00	--		1
1,1,1-Trichloroethane	ND	0.200	--	ND	1.09	--		1
1,1-Dichloropropene	ND	0.200	--	ND	0.908	--		1
Benzene	ND	0.200	--	ND	0.639	--		1
Carbon tetrachloride	ND	0.200	--	ND	1.26	--		1
Cyclohexane	ND	0.200	--	ND	0.688	--		1
tert-Amyl Methyl Ether	ND	0.200	--	ND	0.836	--		1



Project Name: BATCH CANISTER CERTIFICATION
Project Number: CANISTER QC BAT

Lab Number: L2166397
Report Date: 01/25/22

Air Canister Certification Results

Lab ID: L2166397-02
 Client ID: CAN 3501 SHELF 3
 Sample Location:

Date Collected: 12/02/21 14:00
 Date Received: 12/03/21
 Field Prep: Not Specified

Sample Depth:

Parameter	ppbV			ug/m3			Qualifier	Dilution Factor
	Results	RL	MDL	Results	RL	MDL		
Volatile Organics in Air - Mansfield Lab								
Dibromomethane	ND	0.200	--	ND	1.42	--		1
1,2-Dichloropropane	ND	0.200	--	ND	0.924	--		1
Bromodichloromethane	ND	0.200	--	ND	1.34	--		1
1,4-Dioxane	ND	0.200	--	ND	0.721	--		1
Trichloroethene	ND	0.200	--	ND	1.07	--		1
2,2,4-Trimethylpentane	ND	0.200	--	ND	0.934	--		1
Methyl Methacrylate	ND	0.500	--	ND	2.05	--		1
Heptane	ND	0.200	--	ND	0.820	--		1
cis-1,3-Dichloropropene	ND	0.200	--	ND	0.908	--		1
4-Methyl-2-pentanone	ND	0.500	--	ND	2.05	--		1
trans-1,3-Dichloropropene	ND	0.200	--	ND	0.908	--		1
1,1,2-Trichloroethane	ND	0.200	--	ND	1.09	--		1
Toluene	ND	0.200	--	ND	0.754	--		1
1,3-Dichloropropane	ND	0.200	--	ND	0.924	--		1
2-Hexanone	ND	0.200	--	ND	0.820	--		1
Dibromochloromethane	ND	0.200	--	ND	1.70	--		1
1,2-Dibromoethane	ND	0.200	--	ND	1.54	--		1
Butyl acetate	ND	0.500	--	ND	2.38	--		1
Octane	ND	0.200	--	ND	0.934	--		1
Tetrachloroethene	ND	0.200	--	ND	1.36	--		1
1,1,1,2-Tetrachloroethane	ND	0.200	--	ND	1.37	--		1
Chlorobenzene	ND	0.200	--	ND	0.921	--		1
Ethylbenzene	ND	0.200	--	ND	0.869	--		1
p/m-Xylene	ND	0.400	--	ND	1.74	--		1
Bromoform	ND	0.200	--	ND	2.07	--		1
Styrene	ND	0.200	--	ND	0.852	--		1
1,1,2,2-Tetrachloroethane	ND	0.200	--	ND	1.37	--		1



Project Name: BATCH CANISTER CERTIFICATION
Project Number: CANISTER QC BAT

Lab Number: L2166397
Report Date: 01/25/22

Air Canister Certification Results

Lab ID: L2166397-02
 Client ID: CAN 3501 SHELF 3
 Sample Location:

Date Collected: 12/02/21 14:00
 Date Received: 12/03/21
 Field Prep: Not Specified

Sample Depth:

Parameter	ppbV			ug/m3			Qualifier	Dilution Factor
	Results	RL	MDL	Results	RL	MDL		
Volatile Organics in Air - Mansfield Lab								
o-Xylene	ND	0.200	--	ND	0.869	--		1
1,2,3-Trichloropropane	ND	0.200	--	ND	1.21	--		1
Nonane	ND	0.200	--	ND	1.05	--		1
Isopropylbenzene	ND	0.200	--	ND	0.983	--		1
Bromobenzene	ND	0.200	--	ND	0.793	--		1
2-Chlorotoluene	ND	0.200	--	ND	1.04	--		1
n-Propylbenzene	ND	0.200	--	ND	0.983	--		1
4-Chlorotoluene	ND	0.200	--	ND	1.04	--		1
4-Ethyltoluene	ND	0.200	--	ND	0.983	--		1
1,3,5-Trimethylbenzene	ND	0.200	--	ND	0.983	--		1
tert-Butylbenzene	ND	0.200	--	ND	1.10	--		1
1,2,4-Trimethylbenzene	ND	0.200	--	ND	0.983	--		1
Decane	ND	0.200	--	ND	1.16	--		1
Benzyl chloride	ND	0.200	--	ND	1.04	--		1
1,3-Dichlorobenzene	ND	0.200	--	ND	1.20	--		1
1,4-Dichlorobenzene	ND	0.200	--	ND	1.20	--		1
sec-Butylbenzene	ND	0.200	--	ND	1.10	--		1
p-Isopropyltoluene	ND	0.200	--	ND	1.10	--		1
1,2-Dichlorobenzene	ND	0.200	--	ND	1.20	--		1
n-Butylbenzene	ND	0.200	--	ND	1.10	--		1
1,2-Dibromo-3-chloropropane	ND	0.200	--	ND	1.93	--		1
Undecane	ND	0.200	--	ND	1.28	--		1
Dodecane	ND	0.200	--	ND	1.39	--		1
1,2,4-Trichlorobenzene	ND	0.200	--	ND	1.48	--		1
Naphthalene	ND	0.200	--	ND	1.05	--		1
1,2,3-Trichlorobenzene	ND	0.200	--	ND	1.48	--		1
Hexachlorobutadiene	ND	0.200	--	ND	2.13	--		1



Project Name: BATCH CANISTER CERTIFICATION
Project Number: CANISTER QC BAT

Lab Number: L2166397
Report Date: 01/25/22

Air Canister Certification Results

Lab ID: L2166397-02
 Client ID: CAN 3501 SHELF 3
 Sample Location:

Date Collected: 12/02/21 14:00
 Date Received: 12/03/21
 Field Prep: Not Specified

Sample Depth:

Parameter	ppbV			ug/m3			Qualifier	Dilution Factor
	Results	RL	MDL	Results	RL	MDL		
Volatile Organics in Air - Mansfield Lab								

Results	Qualifier	Units	RDL	Dilution Factor
Tentatively Identified Compounds				

No Tentatively Identified Compounds

Internal Standard	% Recovery	Qualifier	Acceptance Criteria
1,4-Difluorobenzene	68		60-140
Bromochloromethane	84		60-140
chlorobenzene-d5	89		60-140



Project Name: BATCH CANISTER CERTIFICATION
Project Number: CANISTER QC BAT

Lab Number: L2166397
Report Date: 01/25/22

Air Canister Certification Results

Lab ID: L2166397-02
 Client ID: CAN 3501 SHELF 3
 Sample Location:

Date Collected: 12/02/21 14:00
 Date Received: 12/03/21
 Field Prep: Not Specified

Sample Depth:
 Matrix: Air
 Analytical Method: 48,TO-15-SIM
 Analytical Date: 12/04/21 09:35
 Analyst: TS

Parameter	ppbV			ug/m3			Qualifier	Dilution Factor
	Results	RL	MDL	Results	RL	MDL		
Volatile Organics in Air by SIM - Mansfield Lab								
Dichlorodifluoromethane	ND	0.200	--	ND	0.989	--		1
Chloromethane	ND	0.200	--	ND	0.413	--		1
Freon-114	ND	0.050	--	ND	0.349	--		1
Vinyl chloride	ND	0.020	--	ND	0.051	--		1
1,3-Butadiene	ND	0.020	--	ND	0.044	--		1
Bromomethane	ND	0.020	--	ND	0.078	--		1
Chloroethane	ND	0.100	--	ND	0.264	--		1
Acrolein	ND	0.050	--	ND	0.115	--		1
Acetone	ND	1.00	--	ND	2.38	--		1
Trichlorofluoromethane	ND	0.050	--	ND	0.281	--		1
Acrylonitrile	ND	0.500	--	ND	1.09	--		1
1,1-Dichloroethene	ND	0.020	--	ND	0.079	--		1
Methylene chloride	ND	0.500	--	ND	1.74	--		1
Freon-113	ND	0.050	--	ND	0.383	--		1
trans-1,2-Dichloroethene	ND	0.020	--	ND	0.079	--		1
1,1-Dichloroethane	ND	0.020	--	ND	0.081	--		1
Methyl tert butyl ether	ND	0.200	--	ND	0.721	--		1
2-Butanone	ND	0.500	--	ND	1.47	--		1
cis-1,2-Dichloroethene	ND	0.020	--	ND	0.079	--		1
Chloroform	ND	0.020	--	ND	0.098	--		1
1,2-Dichloroethane	ND	0.020	--	ND	0.081	--		1
1,1,1-Trichloroethane	ND	0.020	--	ND	0.109	--		1
Benzene	ND	0.100	--	ND	0.319	--		1
Carbon tetrachloride	ND	0.020	--	ND	0.126	--		1



Project Name: BATCH CANISTER CERTIFICATION
Project Number: CANISTER QC BAT

Lab Number: L2166397
Report Date: 01/25/22

Air Canister Certification Results

Lab ID: L2166397-02
 Client ID: CAN 3501 SHELF 3
 Sample Location:

Date Collected: 12/02/21 14:00
 Date Received: 12/03/21
 Field Prep: Not Specified

Sample Depth:

Parameter	ppbV			ug/m3			Qualifier	Dilution Factor
	Results	RL	MDL	Results	RL	MDL		
Volatile Organics in Air by SIM - Mansfield Lab								
1,2-Dichloropropane	ND	0.020	--	ND	0.092	--		1
Bromodichloromethane	ND	0.020	--	ND	0.134	--		1
1,4-Dioxane	ND	0.100	--	ND	0.360	--		1
Trichloroethene	ND	0.020	--	ND	0.107	--		1
cis-1,3-Dichloropropene	ND	0.020	--	ND	0.091	--		1
4-Methyl-2-pentanone	ND	0.500	--	ND	2.05	--		1
trans-1,3-Dichloropropene	ND	0.020	--	ND	0.091	--		1
1,1,2-Trichloroethane	ND	0.020	--	ND	0.109	--		1
Toluene	ND	0.100	--	ND	0.377	--		1
Dibromochloromethane	ND	0.020	--	ND	0.170	--		1
1,2-Dibromoethane	ND	0.020	--	ND	0.154	--		1
Tetrachloroethene	ND	0.020	--	ND	0.136	--		1
1,1,1,2-Tetrachloroethane	ND	0.020	--	ND	0.137	--		1
Chlorobenzene	ND	0.100	--	ND	0.461	--		1
Ethylbenzene	ND	0.020	--	ND	0.087	--		1
p/m-Xylene	ND	0.040	--	ND	0.174	--		1
Bromoform	ND	0.020	--	ND	0.207	--		1
Styrene	ND	0.020	--	ND	0.085	--		1
1,1,2,2-Tetrachloroethane	ND	0.020	--	ND	0.137	--		1
o-Xylene	ND	0.020	--	ND	0.087	--		1
Isopropylbenzene	ND	0.200	--	ND	0.983	--		1
4-Ethyltoluene	ND	0.020	--	ND	0.098	--		1
1,3,5-Trimethylbenzene	ND	0.020	--	ND	0.098	--		1
1,2,4-Trimethylbenzene	ND	0.020	--	ND	0.098	--		1
Benzyl chloride	ND	0.200	--	ND	1.04	--		1
1,3-Dichlorobenzene	ND	0.020	--	ND	0.120	--		1
1,4-Dichlorobenzene	ND	0.020	--	ND	0.120	--		1



Project Name: BATCH CANISTER CERTIFICATION
Project Number: CANISTER QC BAT

Lab Number: L2166397
Report Date: 01/25/22

Air Canister Certification Results

Lab ID: L2166397-02
 Client ID: CAN 3501 SHELF 3
 Sample Location:

Date Collected: 12/02/21 14:00
 Date Received: 12/03/21
 Field Prep: Not Specified

Sample Depth:

Parameter	ppbV			ug/m3			Qualifier	Dilution Factor
	Results	RL	MDL	Results	RL	MDL		
Volatile Organics in Air by SIM - Mansfield Lab								
sec-Butylbenzene	ND	0.200	--	ND	1.10	--		1
p-Isopropyltoluene	ND	0.200	--	ND	1.10	--		1
1,2-Dichlorobenzene	ND	0.020	--	ND	0.120	--		1
n-Butylbenzene	ND	0.200	--	ND	1.10	--		1
1,2,4-Trichlorobenzene	ND	0.050	--	ND	0.371	--		1
Naphthalene	ND	0.050	--	ND	0.262	--		1
1,2,3-Trichlorobenzene	ND	0.050	--	ND	0.371	--		1
Hexachlorobutadiene	ND	0.050	--	ND	0.533	--		1

Internal Standard	% Recovery	Qualifier	Acceptance Criteria
1,4-difluorobenzene	68		60-140
bromochloromethane	83		60-140
chlorobenzene-d5	88		60-140



Project Name: 136 FULLER ROAD**Lab Number:** L2201808**Project Number:** Not Specified**Report Date:** 01/25/22**Sample Receipt and Container Information**

Were project specific reporting limits specified?

YES

Cooler Information**Cooler** **Custody Seal**

NA Absent

Container Information**Container ID** **Container Type**

L2201808-01A Canister - 1 Liter

Cooler	Initial pH	Final pH	Temp deg C	Pres	Seal	Frozen Date/Time	Analysis(*)
NA	NA			Y	Absent		TO15-LL(30)

Project Name: 136 FULLER ROAD
Project Number: Not Specified

Lab Number: L2201808
Report Date: 01/25/22

GLOSSARY

Acronyms

DL	- Detection Limit: This value represents the level to which target analyte concentrations are reported as estimated values, when those target analyte concentrations are quantified below the limit of quantitation (LOQ). The DL includes any adjustments from dilutions, concentrations or moisture content, where applicable. (DoD report formats only.)
EDL	- Estimated Detection Limit: This value represents the level to which target analyte concentrations are reported as estimated values, when those target analyte concentrations are quantified below the reporting limit (RL). The EDL includes any adjustments from dilutions, concentrations or moisture content, where applicable. The use of EDLs is specific to the analysis of PAHs using Solid-Phase Microextraction (SPME).
EMPC	- Estimated Maximum Possible Concentration: The concentration that results from the signal present at the retention time of an analyte when the ions meet all of the identification criteria except the ion abundance ratio criteria. An EMPC is a worst-case estimate of the concentration.
EPA	- Environmental Protection Agency.
LCS	- Laboratory Control Sample: A sample matrix, free from the analytes of interest, spiked with verified known amounts of analytes or a material containing known and verified amounts of analytes.
LCSD	- Laboratory Control Sample Duplicate: Refer to LCS.
LFB	- Laboratory Fortified Blank: A sample matrix, free from the analytes of interest, spiked with verified known amounts of analytes or a material containing known and verified amounts of analytes.
LOD	- Limit of Detection: This value represents the level to which a target analyte can reliably be detected for a specific analyte in a specific matrix by a specific method. The LOD includes any adjustments from dilutions, concentrations or moisture content, where applicable. (DoD report formats only.)
LOQ	- Limit of Quantitation: The value at which an instrument can accurately measure an analyte at a specific concentration. The LOQ includes any adjustments from dilutions, concentrations or moisture content, where applicable. (DoD report formats only.) Limit of Quantitation: The value at which an instrument can accurately measure an analyte at a specific concentration. The LOQ includes any adjustments from dilutions, concentrations or moisture content, where applicable. (DoD report formats only.)
MDL	- Method Detection Limit: This value represents the level to which target analyte concentrations are reported as estimated values, when those target analyte concentrations are quantified below the reporting limit (RL). The MDL includes any adjustments from dilutions, concentrations or moisture content, where applicable.
MS	- Matrix Spike Sample: A sample prepared by adding a known mass of target analyte to a specified amount of matrix sample for which an independent estimate of target analyte concentration is available. For Method 332.0, the spike recovery is calculated using the native concentration, including estimated values.
MSD	- Matrix Spike Sample Duplicate: Refer to MS.
NA	- Not Applicable.
NC	- Not Calculated: Term is utilized when one or more of the results utilized in the calculation are non-detect at the parameter's reporting unit.
NDPA/DPA	- N-Nitrosodiphenylamine/Diphenylamine.
NI	- Not Ignitable.
NP	- Non-Plastic: Term is utilized for the analysis of Atterberg Limits in soil.
NR	- No Results: Term is utilized when 'No Target Compounds Requested' is reported for the analysis of Volatile or Semivolatile Organic TIC only requests.
RL	- Reporting Limit: The value at which an instrument can accurately measure an analyte at a specific concentration. The RL includes any adjustments from dilutions, concentrations or moisture content, where applicable.
RPD	- Relative Percent Difference: The results from matrix and/or matrix spike duplicates are primarily designed to assess the precision of analytical results in a given matrix and are expressed as relative percent difference (RPD). Values which are less than five times the reporting limit for any individual parameter are evaluated by utilizing the absolute difference between the values; although the RPD value will be provided in the report.
SRM	- Standard Reference Material: A reference sample of a known or certified value that is of the same or similar matrix as the associated field samples.
STLP	- Semi-dynamic Tank Leaching Procedure per EPA Method 1315.
TEF	- Toxic Equivalency Factors: The values assigned to each dioxin and furan to evaluate their toxicity relative to 2,3,7,8-TCDD.
TEQ	- Toxic Equivalent: The measure of a sample's toxicity derived by multiplying each dioxin and furan by its corresponding TEF and then summing the resulting values.
TIC	- Tentatively Identified Compound: A compound that has been identified to be present and is not part of the target compound list (TCL) for the method and/or program. All TICs are qualitatively identified and reported as estimated concentrations.

Report Format: Data Usability Report



Project Name: 136 FULLER ROAD
Project Number: Not Specified

Lab Number: L2201808
Report Date: 01/25/22

Footnotes

- 1 - The reference for this analyte should be considered modified since this analyte is absent from the target analyte list of the original method.

Terms

Analytical Method: Both the document from which the method originates and the analytical reference method. (Example: EPA 8260B is shown as 1,8260B.) The codes for the reference method documents are provided in the References section of the Addendum.

Difference: With respect to Total Oxidizable Precursor (TOP) Assay analysis, the difference is defined as the Post-Treatment value minus the Pre-Treatment value.

Final pH: As it pertains to Sample Receipt & Container Information section of the report, Final pH reflects pH of container determined after adjustment at the laboratory, if applicable. If no adjustment required, value reflects Initial pH.

Frozen Date/Time: With respect to Volatile Organics in soil, Frozen Date/Time reflects the date/time at which associated Reagent Water-preserved vials were initially frozen. Note: If frozen date/time is beyond 48 hours from sample collection, value will be reflected in 'bold'.

Initial pH: As it pertains to Sample Receipt & Container Information section of the report, Initial pH reflects pH of container determined upon receipt, if applicable.

PAH Total: With respect to Alkylated PAH analyses, the 'PAHs, Total' result is defined as the summation of results for all or a subset of the following compounds: Naphthalene, C1-C4 Naphthalenes, 2-Methylnaphthalene, 1-Methylnaphthalene, Biphenyl, Acenaphthylene, Acenaphthene, Fluorene, C1-C3 Fluorenes, Phenanthrene, C1-C4 Phenanthrenes/Anthracenes, Anthracene, Fluoranthene, Pyrene, C1-C4 Fluoranthenes/Pyrenes, Benz(a)anthracene, Chrysene, C1-C4 Chrysenes, Benzo(b)fluoranthene, Benzo(j)+(k)fluoranthene, Benzo(e)pyrene, Benzo(a)pyrene, Perylene, Indeno(1,2,3-cd)pyrene, Dibenz(ah)+(ac)anthracene, Benzo(g,h,i)perylene. If a 'Total' result is requested, the results of its individual components will also be reported.

PFAS Total: With respect to PFAS analyses, the 'PFAS, Total (5)' result is defined as the summation of results for: PFHpA, PFHxS, PFOA, PFNA and PFOS. In addition, the 'PFAS, Total (6)' result is defined as the summation of results for: PFHpA, PFHxS, PFOA, PFNA, PFDA and PFOS. For MassDEP DW compliance analysis only, the 'PFAS, Total (6)' result is defined as the summation of results at or above the RL. Note: If a 'Total' result is requested, the results of its individual components will also be reported.

The target compound Chlordane (CAS No. 57-74-9) is reported for GC ECD analyses. Per EPA, this compound "refers to a mixture of chlordane isomers, other chlorinated hydrocarbons and numerous other components." (Reference: USEPA Toxicological Review of Chlordane, In Support of Summary Information on the Integrated Risk Information System (IRIS), December 1997.)

Total: With respect to Organic analyses, a 'Total' result is defined as the summation of results for individual isomers or Aroclors. If a 'Total' result is requested, the results of its individual components will also be reported. This is applicable to 'Total' results for methods 8260, 8081 and 8082.

Data Qualifiers

- A** - Spectra identified as "Aldol Condensates" are byproducts of the extraction/concentration procedures when acetone is introduced in the process.
- B** - The analyte was detected above the reporting limit in the associated method blank. Flag only applies to associated field samples that have detectable concentrations of the analyte at less than ten times (10x) the concentration found in the blank. For MCP-related projects, flag only applies to associated field samples that have detectable concentrations of the analyte at less than ten times (10x) the concentration found in the blank. For DOD-related projects, flag only applies to associated field samples that have detectable concentrations of the analyte at less than ten times (10x) the concentration found in the blank AND the analyte was detected above one-half the reporting limit (or above the reporting limit for common lab contaminants) in the associated method blank. For NJ-Air-related projects, flag only applies to associated field samples that have detectable concentrations of the analyte above the reporting limit. For NJ-related projects (excluding Air), flag only applies to associated field samples that have detectable concentrations of the analyte, which was detected above the reporting limit in the associated method blank or above five times the reporting limit for common lab contaminants (Phthalates, Acetone, Methylene Chloride, 2-Butanone).
- C** - Co-elution: The target analyte co-elutes with a known lab standard (i.e. surrogate, internal standards, etc.) for co-extracted analyses.
- D** - Concentration of analyte was quantified from diluted analysis. Flag only applies to field samples that have detectable concentrations of the analyte.
- E** - Concentration of analyte exceeds the range of the calibration curve and/or linear range of the instrument.
- F** - The ratio of quantifier ion response to qualifier ion response falls outside of the laboratory criteria. Results are considered to be an estimated maximum concentration.
- G** - The concentration may be biased high due to matrix interferences (i.e. co-elution) with non-target compound(s). The result should be considered estimated.
- H** - The analysis of pH was performed beyond the regulatory-required holding time of 15 minutes from the time of sample collection.
- I** - The lower value for the two columns has been reported due to obvious interference.
- J** - Estimated value. This represents an estimated concentration for Tentatively Identified Compounds (TICs).
- M** - Reporting Limit (RL) exceeds the MCP CAM Reporting Limit for this analyte.
- ND** - Not detected at the reporting limit (RL) for the sample.
- NJ** - Presumptive evidence of compound. This represents an estimated concentration for Tentatively Identified Compounds (TICs), where

Report Format: Data Usability Report



Project Name: 136 FULLER ROAD
Project Number: Not Specified

Lab Number: L2201808
Report Date: 01/25/22

Data Qualifiers

the identification is based on a mass spectral library search.

- P** - The RPD between the results for the two columns exceeds the method-specified criteria.
- Q** - The quality control sample exceeds the associated acceptance criteria. For DOD-related projects, LCS and/or Continuing Calibration Standard exceedences are also qualified on all associated sample results. Note: This flag is not applicable for matrix spike recoveries when the sample concentration is greater than 4x the spike added or for batch duplicate RPD when the sample concentrations are less than 5x the RL. (Metals only.)
- R** - Analytical results are from sample re-analysis.
- RE** - Analytical results are from sample re-extraction.
- S** - Analytical results are from modified screening analysis.
- V** - The surrogate associated with this target analyte has a recovery outside the QC acceptance limits. (Applicable to MassDEP DW Compliance samples only.)
- Z** - The batch matrix spike and/or duplicate associated with this target analyte has a recovery/RPD outside the QC acceptance limits. (Applicable to MassDEP DW Compliance samples only.)

Project Name: 136 FULLER ROAD
Project Number: Not Specified

Lab Number: L2201808
Report Date: 01/25/22

REFERENCES

- 48 Compendium of Methods for the Determination of Toxic Organic Compounds in Ambient Air. Second Edition. EPA/625/R-96/010b, January 1999.

LIMITATION OF LIABILITIES

Alpha Analytical performs services with reasonable care and diligence normal to the analytical testing laboratory industry. In the event of an error, the sole and exclusive responsibility of Alpha Analytical shall be to re-perform the work at it's own expense. In no event shall Alpha Analytical be held liable for any incidental, consequential or special damages, including but not limited to, damages in any way connected with the use of, interpretation of, information or analysis provided by Alpha Analytical.

We strongly urge our clients to comply with EPA protocol regarding sample volume, preservation, cooling, containers, sampling procedures, holding time and splitting of samples in the field.



Certification Information

The following analytes are not included in our Primary NELAP Scope of Accreditation:

Westborough Facility

EPA 624/624.1: m/p-xylene, o-xylene, Naphthalene

EPA 625/625.1: alpha-Terpeneol

EPA 8260C/8260D: NPW: 1,2,4,5-Tetramethylbenzene; 4-Ethyltoluene, Azobenzene; SCM: Iodomethane (methyl iodide), 1,2,4,5-Tetramethylbenzene; 4-Ethyltoluene.

EPA 8270D/8270E: NPW: Dimethylnaphthalene, 1,4-Diphenylhydrazine, alpha-Terpeneol; SCM: Dimethylnaphthalene, 1,4-Diphenylhydrazine.

SM4500: NPW: Amenable Cyanide; SCM: Total Phosphorus, TKN, NO₂, NO₃.

Mansfield Facility

SM 2540D: TSS

EPA 8082A: NPW: PCB: 1, 5, 31, 87,101, 110, 141, 151, 153, 180, 183, 187.

EPA TO-15: Halothane, 2,4,4-Trimethyl-2-pentene, 2,4,4-Trimethyl-1-pentene, Thiophene, 2-Methylthiophene,

3-Methylthiophene, 2-Ethylthiophene, 1,2,3-Trimethylbenzene, Indan, Indene, 1,2,4,5-Tetramethylbenzene, Benzothiophene, 1-Methylnaphthalene.

Biological Tissue Matrix: EPA 3050B

The following analytes are included in our Massachusetts DEP Scope of Accreditation

Westborough Facility:

Drinking Water

EPA 300.0: Chloride, Nitrate-N, Fluoride, Sulfate; **EPA 353.2:** Nitrate-N, Nitrite-N; **SM4500NO3-F:** Nitrate-N, Nitrite-N; **SM4500F-C, SM4500CN-CE,**

EPA 180.1, SM2130B, SM4500CI-D, SM2320B, SM2540C, SM4500H-B, SM4500NO2-B

EPA 332: Perchlorate; **EPA 524.2:** THMs and VOCs; **EPA 504.1:** EDB, DBCP.

Microbiology: **SM9215B; SM9223-P/A, SM9223B-Colilert-QT, SM9222D.**

Non-Potable Water

SM4500H,B, EPA 120.1, SM2510B, SM2540C, SM2320B, SM4500CL-E, SM4500F-BC, SM4500NH3-BH: Ammonia-N and Kjeldahl-N, **EPA 350.1:**

Ammonia-N, **LCHAT 10-107-06-1-B:** Ammonia-N, **EPA 351.1, SM4500NO3-F, EPA 353.2:** Nitrate-N, **SM4500P-E, SM4500P-B, E, SM4500SO4-E,**

SM5220D, EPA 410.4, SM5210B, SM5310C, SM4500CL-D, EPA 1664, EPA 420.1, SM4500-CN-CE, SM2540D, EPA 300: Chloride, Sulfate, Nitrate.

EPA 624.1: Volatile Halocarbons & Aromatics,

EPA 608.3: Chlordane, Toxaphene, Aldrin, alpha-BHC, beta-BHC, gamma-BHC, delta-BHC, Dieldrin, DDD, DDE, DDT, Endosulfan I, Endosulfan II,

Endosulfan sulfate, Endrin, Endrin Aldehyde, Heptachlor, Heptachlor Epoxide, PCBs

EPA 625.1: SVOC (Acid/Base/Neutral Extractables), **EPA 600/4-81-045:** PCB-Oil.

Microbiology: **SM9223B-Colilert-QT; Enterolert-QT, SM9221E, EPA 1600, EPA 1603, SM9222D.**

Mansfield Facility:

Drinking Water

EPA 200.7: Al, Ba, Cd, Cr, Cu, Fe, Mn, Ni, Na, Ag, Ca, Zn. **EPA 200.8:** Al, Sb, As, Ba, Be, Cd, Cr, Cu, Pb, Mn, Ni, Se, Ag, TL, Zn. **EPA 245.1 Hg.**

EPA 522, EPA 537.1.

Non-Potable Water

EPA 200.7: Al, Sb, As, Be, Cd, Ca, Cr, Co, Cu, Fe, Pb, Mg, Mn, Mo, Ni, K, Se, Ag, Na, Sr, TL, Ti, V, Zn.

EPA 200.8: Al, Sb, As, Be, Cd, Cr, Cu, Fe, Pb, Mn, Ni, K, Se, Ag, Na, TL, Zn.

EPA 245.1 Hg.

SM2340B

For a complete listing of analytes and methods, please contact your Alpha Project Manager.

AIR ANALYSIS

PAGE OF



CHAIN OF CUSTODY

Project Information

Project Name: 136 Fuller Road

Project Location: Albany NY

Project #

Project Manager: Baines

ALPHA Quote #:

Turn-Around-Time

Standard Rush (only confirmed if pre-approved)

Date Due: Time:

320 Forbes Blvd, Mansfield, MA 02048
TEL: 508-822-9300 FAX: 508-822-3288

Client Information

Client: Earth Environmental LLC

Address: 15 West Sky Lane

Clifton Park, NY 12065

Phone: (518) 588-2104

Fax:

Email: KimBaines.Env@gmail.com

These samples have been Previously analyzed by Alpha

Other Project Specific Requirements/Comments:

Project-Specific Target Compound List

Date Rec'd in Lab: 1113122

ALPHA Job #: L2201808

Report/Data Deliverables Information

FAX EMAIL
 ADEx Add'l Deliverables

Billing Information

Same as Client Info PO #:

Regulatory Requirements/Report Limits

State/Fed Program Residential/Commercial

Analysis

TO-15	TO-15 SIM	APH Subtract non-petroleum HCs	FIXED GASES	Sulfides & Mercaptans by TO-15	Sample Specific Comments (i.e. PID)
<input checked="" type="checkbox"/>	<input type="checkbox"/>	<input type="checkbox"/>	<input type="checkbox"/>	<input type="checkbox"/>	Grab Sample
<input type="checkbox"/>	<input type="checkbox"/>	<input type="checkbox"/>	<input type="checkbox"/>	<input type="checkbox"/>	
<input type="checkbox"/>	<input type="checkbox"/>	<input type="checkbox"/>	<input type="checkbox"/>	<input type="checkbox"/>	
<input type="checkbox"/>	<input type="checkbox"/>	<input type="checkbox"/>	<input type="checkbox"/>	<input type="checkbox"/>	
<input type="checkbox"/>	<input type="checkbox"/>	<input type="checkbox"/>	<input type="checkbox"/>	<input type="checkbox"/>	
<input type="checkbox"/>	<input type="checkbox"/>	<input type="checkbox"/>	<input type="checkbox"/>	<input type="checkbox"/>	

All Columns Below Must Be Filled Out

Alpha Lab Use Only	Sample ID	Collection					Sample Matrix*	Sampler Initials	Can Size	ID Can	ID Flow Controller	TO-15	TO-15 SIM	APH	FIXED GASES	Sulfides & Mercaptans by TO-15	Sample Specific Comments (i.e. PID)
		End Date	Start Time	End Time	Initial Vac	Final Vac											
01808-01	Stack Effluent	11/12/22	15:30	15:31	24.1	3.38	SG	KB	1L	3501	0151	<input checked="" type="checkbox"/>	<input type="checkbox"/>	<input type="checkbox"/>	<input type="checkbox"/>	<input type="checkbox"/>	
												<input type="checkbox"/>	<input type="checkbox"/>	<input type="checkbox"/>	<input type="checkbox"/>	<input type="checkbox"/>	
												<input type="checkbox"/>	<input type="checkbox"/>	<input type="checkbox"/>	<input type="checkbox"/>	<input type="checkbox"/>	
												<input type="checkbox"/>	<input type="checkbox"/>	<input type="checkbox"/>	<input type="checkbox"/>	<input type="checkbox"/>	
												<input type="checkbox"/>	<input type="checkbox"/>	<input type="checkbox"/>	<input type="checkbox"/>	<input type="checkbox"/>	
												<input type="checkbox"/>	<input type="checkbox"/>	<input type="checkbox"/>	<input type="checkbox"/>	<input type="checkbox"/>	

*SAMPLE MATRIX CODES:

AA = Ambient Air (Indoor/Outdoor)
SV = Soil Vapor/Landfill Gas/SVE
Other = Please Specify

Form 10142 (11/19) Rev 25-Sep-15

Relinquished By	Date/Time	Received By:	Date/Time
<i>[Signature]</i>	11/12/22 16:17	<i>[Signature]</i> AAL	11/12/22 16:17
<i>[Signature]</i>	11/12/22 16:17	<i>[Signature]</i>	11/13/22 6:14
<i>[Signature]</i>	11/13/22 3:10	<i>[Signature]</i>	11/13/22 04:45
<i>[Signature]</i>	11/13/22 04:45	<i>[Signature]</i>	11/13/22 04:45

Please print clearly & legibly and completely. Samples cannot be logged in and turn around time clock will not start until any ambiguities are resolved. All samples submitted are subject to Alpha's Payment Terms.