

October 31, 2024

Steven M. Scharf, P.E.
Project Engineer, Division of Environmental Remediation
New York State Department of Environmental Conservation
Remedial Bureau A
625 Broadway, 12th Floor
Albany, NY 12233-7015

RE: Third Quarter 2024 Groundwater Monitoring and Remediation System Effluent Monitoring
136 Fuller Road BCP Site #C401055, Albany County, New York, 12250
LaBella Project # 2222575.04

Dear Mr. Scharf:

On behalf of 136 Fuller Road LLC (Client), LaBella Associates DPC (LaBella) submits this 45th quarterly report since the Certificate of Completion (COC) was issued on April 25, 2013, for the above-referenced Site. This report provides: 1) monitoring results for the third quarter groundwater sampling event conducted on September 5, 2024, 2) influent and effluent monitoring data for the total fluids extraction (TFE) remediation system for the months of July, August, and September 2024, 3) total cumulative removal quantities for the compounds of concern, and 4) an operation, maintenance, and repair summary of the TFE system during the third quarter of 2024.

- Quarterly groundwater sampling for the third quarter of 2024 was performed consistent with the current NYSDEC-approved Site Management Plan (SMP).
 - Accessible on-Site groundwater monitoring wells were gauged to determine depth to groundwater. This data was used to create a Site-wide groundwater contour map, attached as **Figure 1**. Groundwater samples were collected from quarterly monitoring well locations MW-10, MW-25, MW-27, MW-30, MW-32, MW-33, and annual monitoring well MW-37. LaBella attempted to sample annual well location MW-9 but was unable due to insufficient water column. Third quarter 2024 groundwater field sampling data sheets are attached.
 - The third quarter 2024 groundwater contour map continues to show a general flow to the south and southeast across the Site. A groundwater table cone of depression, created by TFE recovery wells R-2 and R-11, is shown in the northern interior portion of the building.
 - Laboratory analytical results summary tables for quarterly monitoring well locations and MW-37 are attached. Groundwater sample results were compared to Class GA groundwater standards and guidance values referenced in Table 1 of the NYSDEC Division of Water Technical and Operational Guidance Series 1.1.1 document titled Ambient Water Quality Standard and Guidance Values and Groundwater Effluent Limitations (TOGS 1.1.1) dated June 1998 (as amended January 1999, April 2000 and June 2004). The third quarter 2024 laboratory analytical report for groundwater samples is also attached.
 - Groundwater analytical results indicate continued seasonal variability in total chlorinated volatile organic compounds (CVOC) concentrations within the groundwater plume area.



Contaminants of concern that continue to be observed in groundwater at the Site include: 1,1-Dichloroethane; 1,1-Dichloroethylene; cis-1,3-Dichloroethylene, Tetrachloroethylene (TCE), trichloroethylene (PCE), and vinyl chloride. The source area of the CVOC plume continues to be contained around active recovery wells in the northern interior and exterior portion of the building. The spatial distribution of CVOCs in groundwater reported across the Site during the September 2024 sampling event is shown on **Figure 2**. Analytical data from the second quarter (June 2024) monitoring event are also shown on **Figure 2** and used to approximate CVOC concentration contours downgradient of the source area where groundwater monitoring wells are not sampled during quarterly SMP monitoring events.

- Total CVOC concentrations in monitoring wells MW-25 (83.26 micrograms per liter (ug/l)) and MW-27 (104.62 ug/L) continue to show gradual attenuation in the original source area plume/ presumed release area, north of the building and west of the TFE system trailer. The total CVOC concentration in the Site's upgradient well location MW-20 (11.3 ug/L), observed during the June 2024 monitoring event, did not indicate migration of CVOCs from off-Site sources onto the Site. The source area CVOC plume remains concentrated beneath the northern building foundation around active TFE wells R2 and R-11. The data show a significant increase in the total CVOC concentration at monitoring well MW-30 (22,384.99 ug/L) compared to June 2024 data (6,454.25 ug/L), mostly consisting of PCE. Contrary to MW-30, well location MW-32 exhibited a significant decrease in total CVOCs (648.79 ug/L) compared to June 2024 data (4,647.49 ug/L) with a PCE concentration below the laboratory detection limit for the first time since September 2016. Variations in PCE and other CVOC concentrations may be attributed to the use of a higher vacuum rate being used on adjacent TFE wells, which is reducing the hydraulic conductivity and decreasing groundwater flow and contaminant migration between areas surrounding TFE wells R-2 to R-11.
- Total CVOC concentrations in downgradient monitoring wells MW-33 (31.07 ug/L) and MW-37 (3.3 ug/L) and cross gradient MW-10 (92.35) indicate the source area CVOC plume is not migrating with groundwater to the south and southeast and otherwise contained near active TFE well locations.
- Monthly TFE remediation system monitoring conducted during the third quarter 2024 was performed consistent with the SMP in July, August, and September 2024. Monthly effluent monitoring results for the TFE remediation system continue to show that the system is operating effectively by removing impacted groundwater from the aquifer, removing soil vapor from impacted shallow soil, and minimizing migration of the source area plume.
 - Influent groundwater flow rates at the TFE system averaged 587 gallons per day (GPD) during the third quarter 2024. Total daily VOCs in the TFE effluent water ranged from 0.00023 milligrams per liter (mg/L) in September 2024 to 0.0784 mg/L in July 2024, which is significantly less than the respective effluent action level of 5 mg/L. TFE system influent/effluent water monitoring data is summarized in attached **Table 1**.
 - Effluent air flow from the TFE system averaged 154 cubic feet per minute (CFM) and observed VOC concentrations via photoionization detector (PID) field screenings ranged from 1.0 part per million (ppm) in July to 39.8 ppm in September. Total VOC vapor concentrations extracted by the TFE system during the third quarter 2024 ranged from 0.0651 pounds per hour (lb/hour) in July to 0.1506 lb/hr in August 2024. Effluent VOC vapor concentrations continue to be significantly less than the respective air effluent action level of 0.5 lb/hour. TFE system influent/effluent vapor monitoring data is summarized in attached **Table 2**.



- Summary charts showing vapor phase effluent concentrations, VOC mass removal rates, and total cumulative mass removed are also attached. Approximately 1,322 pounds of VOCs have been removed by the TFE remediation system between March 2011 and September 27, 2024. Total mass removal calculations for the TFE system are summarized in attached **Table 3**. The analytical laboratory reports for effluent TFE system samples collected during the third quarter 2024 are attached.
- Weekly operation and maintenance checks of the TFE system were conducted by LaBella throughout the third quarter of 2024. TFE system downtime was limited to one period between September 17 and 26, 2024, due to a required electrical panel repair (i.e., contactor and wiring replacements). Additional TFE system maintenance and repairs completed during the third quarter included:
 - Replacement of the discharge flow monitor.
 - Vacuum extraction pump maintenance (e.g., addition of oil as needed, separator filter checks, and radiator cleaning)
 - Air stripper fan housing repair.
 - Intake manifold inspections.
 - Weekly replacement of bag filter and air intake filters.
- Periodic checks of the Site's sub-slab depressurization system (SSDS) components during the third quarter 2024 confirmed that the system is operating within design parameters.

The combined results of third quarter 2024 groundwater sampling (quarterly event) and monthly TFE system monitoring indicate that the Site remedy per the NYSDEC-approved SMP is working effectively and ensuring compliance with the ECs and ICs required by the Environmental Easement for contamination that remains at the Site. Future monitoring is expected to show continued additional attenuation of remaining CVOC impacts in the subsurface. The next Periodic Review Report (PRR) is due November 16, 2024, and will be provided to the Department.

If you have any questions, please contact Branson Fields at (518) 266-7355 or Arlette St. Romain at (518) 824-1928.

Sincerely,

Branson Fields
Project Manager-LaBella Associates

Arlette St. Romain
Brownfields Program Manager, LaBella Associates

cc via email:

Maureen Schuck, NYSDOH
Myles Frendel, 136 Fuller Road LLC c/o Redstone
Andrew Ede, 136 Fuller Road LLC c/o Redstone
Kelly Statton, 136 Fuller Road LLC c/o Redstone
Arlette St. Romain, LaBella Associates



Attachments:

Figures:

Figure 1 - Groundwater Contour Map - September 2024

Figure 2 - Total CVOCs in Groundwater - September 2024

Groundwater Analytical Results Summary Tables

TFE System Data Summary Tables:

Table 1 - TFE System Influent/Effluent Water Monitoring

Table 2 - TFE System Influent/Effluent Air Monitoring

Table 3 - TFE System Total Mass Removal Calculations

Chart - Total VOCs in Air Stack Exhaust (December 2011 through September 2024)

Chart - HVE/SVE System VOC Mass Removal (December 2011 through September 2024)

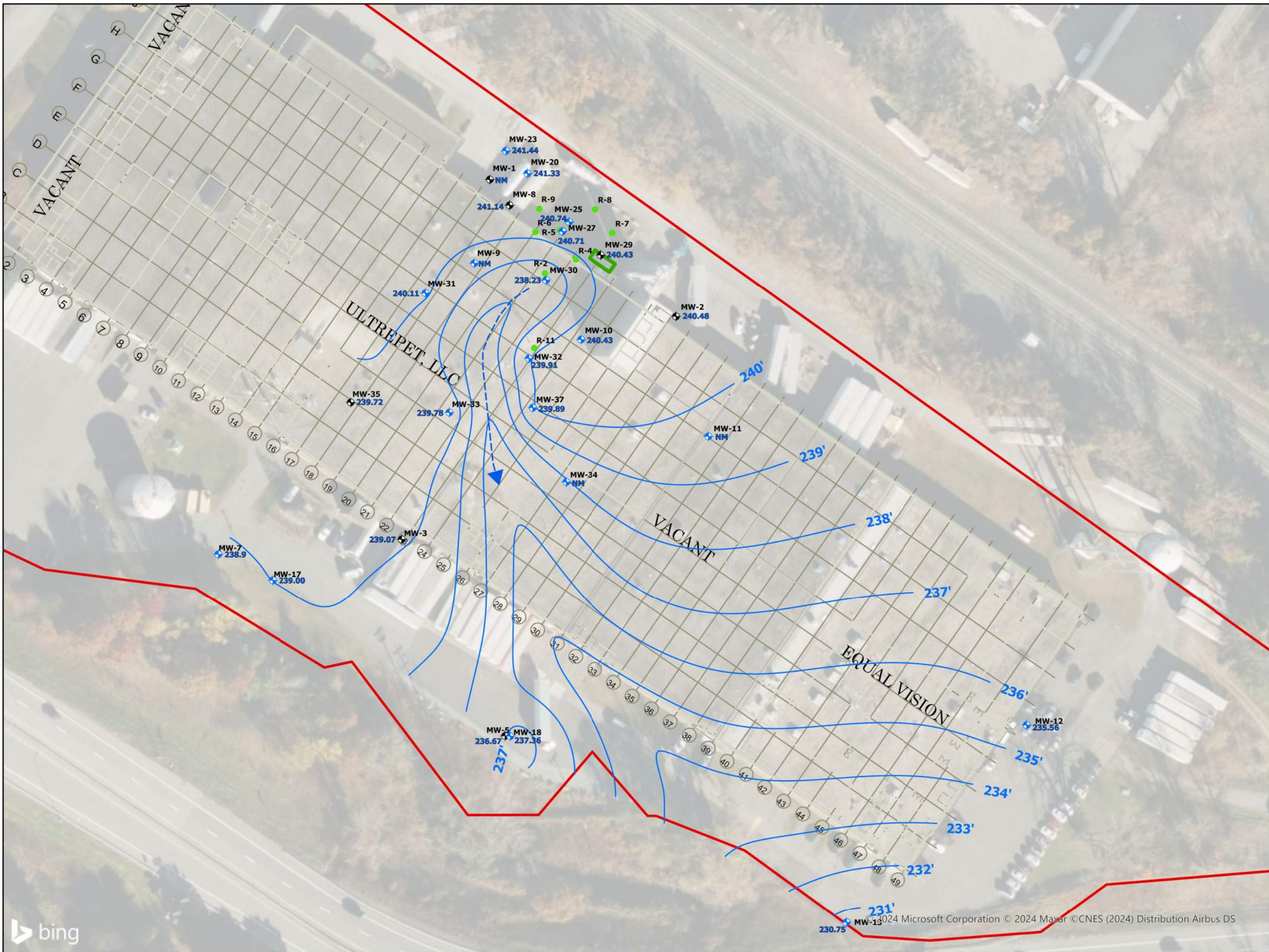
Third Quarter 2024 Groundwater Sampling Field Data Sheets

TFE Field Inspection Forms

Groundwater Monitoring: York Analytical Laboratory Report

TFE System Monitoring: Pace Analytical Laboratory Reports

B:\GLOBAL\Projects\Redstone VT\2222575 - 136 Fuller Rd 2024 TFE and SMP Monitor\11_Reports\B_SMP Compliance Reports_Qtrly_PRRs\2024\3Q 2024



Legend

- + Shallow Monitoring Well
- ⬇ Deep Monitoring Well
- Recovery Well
- Property Boundry
- TFE System Trailer
- Water Table Elevation Contour (Approx.)
- - - Approximate groundwater flow direction

LaBella Project No: 2222575
Date: September 2024

Groundwater
Contour Map -
September 5, 2024

Figure 1

3Q2024 Routine
SMP Reporting



0 37.5 75 150 Feet

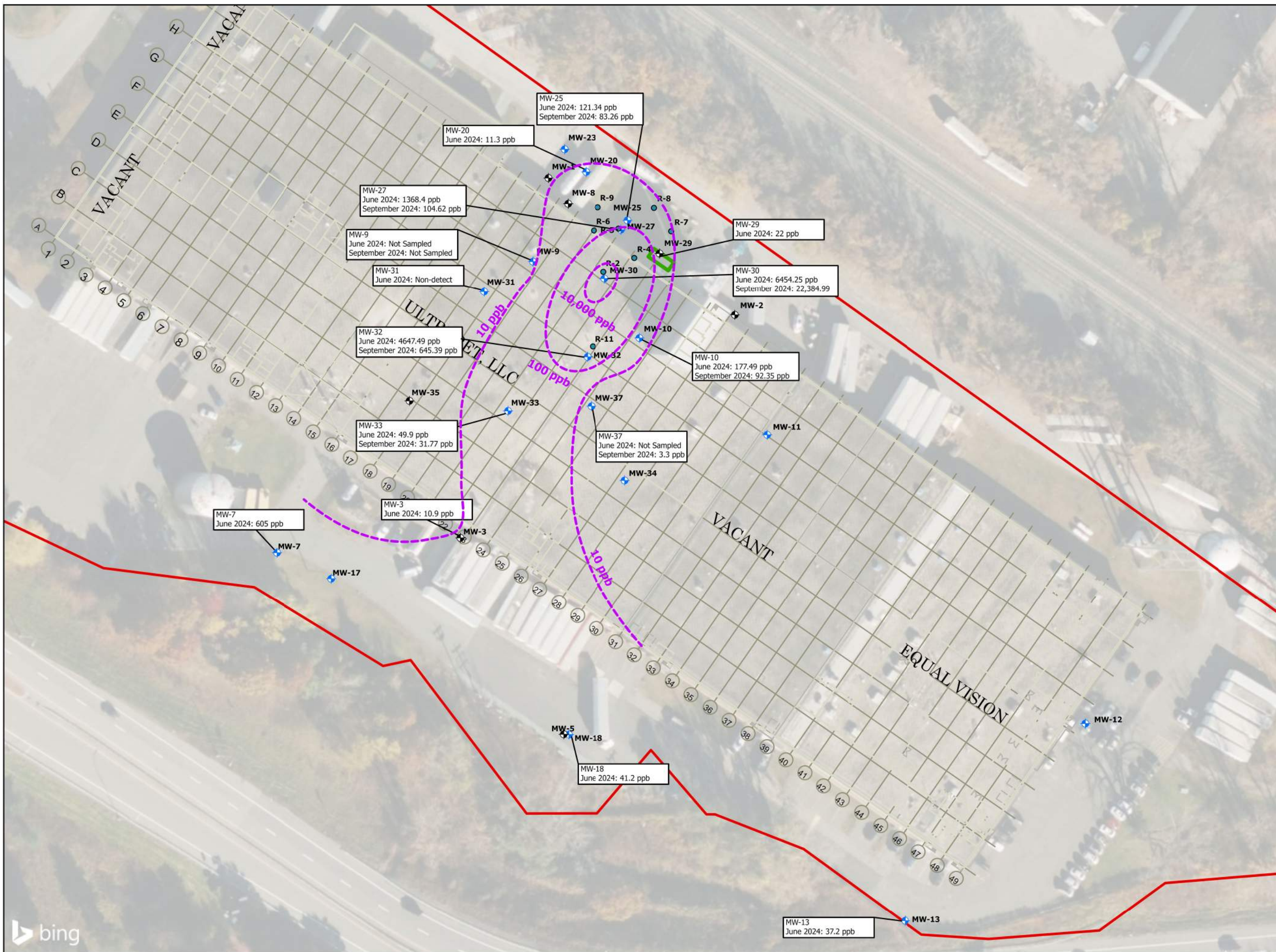
Legend

- Deep Monitoring Well
- Shallow Monitoring Well
- Recovery Well
- Property Boundry
- TFE System Trailer
- Approximate Concentration Contour (Parts Per Billion)

LaBella Project No: 2222575
Date: October 2024

Total CVOCs in
Groundwater -
September 5, 2024

Figure 2



Groundwater Analytical Results Summary
136 Fuller Road, Albany, New York - BCP Site # C401055
LaBella Project # 2222575

Sample Location Sample ID: FRMW (Fuller Rd Monitoring Well)- Well ID# (approx. depth to well bottom) and (Screen Interval) Sample Date Lab Sample ID Groundwater Elevation (ft.)	6 NYCRR Part 703.5	MW10 FRMW-MW10-X15 (10-15')															
		7/19/2010	5/31/2011	7/21/2011	9/29/2011	12/14/2011	2/22/2012	4/30/2012	6/28/2012	9/25/2012	12/19/2012	3/14/2013	6/12/2013	9/17/2013	11/19/2013	3/26/2014	6/12/2014
		10G0579-15	11F0120-02	11G0750-02	11J0038-02	11L0632-02	12B0883-02	12E0113-04	12F0976-02	12I0945-04	12L0807-04	--	13F0453-06	13I0664-05	13K0803-05	14C0921-04	14F0651-05
Analyte	ppb	ppb	ppb	ppb	ppb	ppb	ppb	ppb	ppb	ppb	ppb	ppb	ppb	ppb	ppb	ppb	
1,1,1-Trichloroethane	5	670	260	65 J	300	280	8.2	180	190	45	7.8	--	260	180	84	1.1	0.66
1,1,2,2-Tetrachloroethane	5	ND< 250	ND< 5.0	ND< 5.0	ND< 5.0	ND< 250	ND< 5.0	ND< 50	ND< 5.0	ND< 5.0	ND< 5.0	ND< 5.0	ND< 5.0	ND< 5.0	ND< 5.0	ND< 0.5	ND< 0.5
1,1,2-Trichloro-1,2,2-trifluoroethane	5	ND< 250	ND< 5.0	ND< 5.0	ND< 5.0	ND< 250	ND< 5.0	ND< 50	ND< 5.0	ND< 5.0	ND< 5.0	ND< 5.0	ND< 5.0	ND< 5.0	ND< 5.0	ND< 0.5	ND< 0.5
1,1,2-Trichloroethane	1	ND< 250	ND< 5.0	ND< 5.0	ND< 5.0	ND< 250	ND< 5.0	ND< 50	ND< 5.0	ND< 5.0	ND< 5.0	ND< 5.0	ND< 5.0	ND< 5.0	ND< 5.0	ND< 0.5	ND< 0.5
1,1-Dichloroethane	5	310	47 J	17	97	55 J	0.86 J	37 J	44 J	23	2.8 J	--	95	67	23	ND< 0.5	ND< 0.5
1,1-Dichloroethylene	5	87 J	31 J	14	50	ND< 250	ND< 5.0	ND< 50	34	12	1.4 J	--	62	45	16	ND< 0.5	ND< 0.5
1,2,3-Trichlorobenzene	5	na	na	na	na	na	na	na	na	na	na	--	na	na	na	ND< 0.5	ND< 0.5
1,2,4-Trichlorobenzene	5	ND< 500	ND< 10	ND< 10	ND< 10	ND< 500	ND< 10	ND< 100	ND< 10	ND< 10	ND< 10	--	ND< 10	ND< 10	ND< 10	ND< 0.5	ND< 0.5
1,2-Dibromo-3-chloropropane	0.04	ND< 250	ND< 10	ND< 10	ND< 10	ND< 500	ND< 10	ND< 100	ND< 10	ND< 10	ND< 10	--	ND< 10	ND< 10	ND< 10	ND< 0.5	ND< 0.5
1,2-Dibromoethane	0.0006	ND< 250	ND< 5.0	ND< 5.0	ND< 5.0	ND< 250	ND< 5.0	ND< 50	ND< 10	ND< 5.0	ND< 5.0	--	ND< 5.0	ND< 5.0	ND< 5	ND< 0.5	ND< 0.5
1,2-Dichlorobenzene	3	na	na	na	na	na	na	na	na	na	na	--	na	na	na	ND< 0.5	ND< 0.5
1,2-Dichloroethane	0.6	ND< 250	ND< 5.0	ND< 5.0	ND< 5.0	ND< 250	ND< 5.0	ND< 50	ND< 5.0	ND< 5.0	ND< 5.0	--	ND< 5.0	ND< 5.0	ND< 5	ND< 0.5	ND< 0.5
1,2-Dichloropropane	1	ND< 250	ND< 5.0	ND< 5.0	ND< 5.0	ND< 250	ND< 5.0	ND< 50	ND< 5.0	ND< 5.0	ND< 5.0	--	ND< 5.0	ND< 5.0	ND< 5	ND< 0.5	ND< 0.5
1,3-Dichlorobenzene	3	na	na	na	na	na	na	na	na	na	na	--	na	na	na	ND< 0.5	ND< 0.5
1,4-Dichlorobenzene	3	na	na	na	na	na	na	na	na	na	na	--	na	na	na	ND< 0.5	ND< 0.5
2-Butanone	50*	ND< 250	ND< 10	ND< 10	ND< 10	ND< 500	ND< 10	ND< 100	ND< 10	ND< 10	ND< 10	--	ND< 10	ND< 10	ND< 10	ND< 0.5	ND< 0.5
2-Hexanone	50*	ND< 250	ND< 5.0	ND< 5.0	ND< 5.0	ND< 250	ND< 5.0	ND< 50	ND< 5.0	ND< 5.0	ND< 5.0	--	ND< 5.0	ND< 5.0	ND< 5	ND< 0.5	ND< 0.5
Methyl isobutyl ketone (4-Methyl-2-pentanone)	NS	ND< 500	ND< 10	ND< 10	ND< 10	ND< 500	ND< 10	ND< 100	ND< 10	ND< 10	ND< 10	--	ND< 10	ND< 10	ND< 10	ND< 0.5	ND< 0.5
Acetone	50*	ND< 270 J	ND< 10	ND< 10	ND< 10	ND< 500	ND< 10	6.2 B-Dil, J	ND< 10	ND< 10	ND< 10	--	ND< 10	ND< 10	ND< 10	ND< 2	ND< 2.0
Benzene	1	ND< 250	ND< 5.0	ND< 5.0	ND< 5.0	ND< 250	ND< 5.0	ND< 50	ND< 5.0	ND< 5.0	ND< 5.0	--	ND< 5.0	ND< 5.0	ND< 5	ND< 0.5	ND< 0.5
Bromochloromethane	5	na	na	na	na	na	na	na	na	na	na	--	na	na	na	ND< 0.5	ND< 0.5
Bromodichloromethane	50*	ND< 250	ND< 5.0	ND< 5.0	ND< 5.0	ND< 250	ND< 5.0	ND< 50	ND< 5.0	ND< 5.0	ND< 5.0	--	ND< 5.0	ND< 5.0	ND< 5	ND< 0.5	ND< 0.5
Bromoform	50*	ND< 250	ND< 5.0	ND< 5.0	ND< 5.0	ND< 250	ND< 5.0	ND< 50	ND< 5.0	ND< 5.0	ND< 5.0	--	ND< 5.0	ND< 5.0	ND< 5	ND< 0.5	ND< 0.5
Bromomethane	5	ND< 250 J	ND< 5.0	ND< 5.0	ND< 5.0	ND< 250	ND< 5.0	ND< 50	ND< 5.0	ND< 5.0	ND< 5.0	--	ND< 5.0	ND< 5.0	ND< 5	ND< 0.5	ND< 0.5
Carbon disulfide	60*	ND< 250	ND< 5.0	ND< 5.0	ND< 5.0	ND< 250	ND< 5.0	ND< 50	ND< 5.0	ND< 5.0	ND< 5.0	--	ND< 5.0	ND< 5.0	ND< 5	ND< 0.5	ND< 0.5
Carbon tetrachloride	5	ND< 250	ND< 5.0	ND< 5.0	ND< 5.0	ND< 250	ND< 5.0	ND< 50	ND< 5.0	ND< 5.0	ND< 5.0	--	ND< 5.0	ND< 5.0	ND< 5	ND< 0.5	ND< 0.5
Chlorobenzene	5	ND< 250	ND< 5.0	ND< 5.0	ND< 5.0	ND< 250	ND< 5.0	ND< 50	ND< 5.0	ND< 5.0	ND< 5.0	--	ND< 5.0	ND< 5.0	ND< 5	ND< 0.5	ND< 0.5
Chloroethane	5	ND< 250	3.2 J	1.3 J	2.2	ND< 250	ND< 5.0	ND< 50	1.6 J	ND< 5.0	ND< 5.0	--	ND< 5.0	ND< 5.0	ND< 5	ND< 0.5	ND< 0.5
Chloroform	7	ND< 250	ND< 5.0	ND< 5.0	ND< 5.0	ND< 250	ND< 5.0	ND< 50	ND< 5.0	ND< 5.0	ND< 5.0	--	ND< 5.0	ND< 5.0	ND< 5	12	13
Chloromethane	5	ND< 250	ND< 5.0	ND< 5.0	ND< 5.0	ND< 250	ND< 5.0	ND< 50	ND< 5.0	ND< 5.0	ND< 5.0	--	ND< 5.0	ND< 5.0	ND< 5	ND< 0.5	ND< 0.5
cis-1,2-Dichloroethylene	5	8,700	3,300	830	3,800	2,900	67	2,000	2,600	940	170	--	2,800	4,600	1,500 HT-01R	11	2.7
cis-1,3-Dichloropropylene	0.4'	ND< 250	ND< 5.0	ND< 5.0	ND< 5.0	ND< 250	ND< 5.0	ND< 50	ND< 5.0	ND< 5.0	ND< 5.0	--	ND< 5.0	ND< 5.0	ND< 5	ND< 0.5	ND< 0.5
Cyclohexane	NS	na	na	na	na	na	na	na	na	na	na	--	na	na	na	ND< 0.5	ND< 0.5
Dibromochloromethane	50*	ND< 250	ND< 5.0	ND< 5.0	ND< 5.0	ND< 250	ND< 5.0	ND< 50	ND< 5.0	ND< 5.0	ND< 5.0	--	ND< 5.0	ND< 5.0	ND< 5	ND< 0.5	ND< 0.5
Dichlorodifluoromethane	5	ND< 250	ND< 5.0	ND< 5.0	ND< 5.0	ND< 250	ND< 5.0	ND< 50	2.5 J	ND< 5.0	ND< 5.0	--	ND< 5.0	ND< 5.0	ND< 5	ND< 0.5	ND< 0.5
Ethyl Benzene	5	ND< 250	ND< 5.0	ND< 5.0	ND< 5.0	ND< 250	ND< 5.0	ND< 50	ND< 5.0	ND< 5.0	ND< 5.0	--	ND< 5.0	ND< 5.0	ND< 5	ND< 0.5	ND< 0.5
Isopropylbenzene	5	ND< 250	ND< 5.0	ND< 5.0	ND< 5.0	ND< 250	ND< 5.0	ND< 50	ND< 5.0	ND< 5.0	ND< 5.0	--	ND< 5.0	ND< 5.0	ND< 5	ND< 0.5	ND< 0.5
Methyl acetate	NS	na	na	na	na	na	na	na	na	na	na	--	na	na	na	ND< 0.5	ND< 0.5
Methyl tert-butyl ether (MTBE)	10*	ND< 250	0.39 J	1.0 J	ND< 5.0	ND< 250	ND< 5.0	ND< 50	0.42 J	1.2 J	0.84 J	--	ND< 5.0	ND< 5.0	ND< 5	ND< 0.5	ND< 0.5
Methylcyclohexane	NS	na	na	na	na	na	na	na	na	na	na	--	na	na	na	ND< 0.5	ND< 0.5
Methylene chloride	5	ND< 430 J	ND< 10	ND< 10	2.8	ND< 500	ND< 10	4.2 B-Dil, J	ND< 10	3.0 J,B	ND< 10	--	ND< 10	ND< 10	ND< 10	ND< 2	ND< 2.0
o-Xylene	5	ND< 250	ND< 5.0	ND< 5.0	ND< 5.0	ND< 250	ND< 5.0	ND< 50	ND< 5.0	ND< 5.0	ND< 5.0	--	ND< 5.0	ND< 5.0	ND< 5	ND< 0.5	ND< 0.5
p- & m- Xylenes	5	46 J	ND< 10	ND< 10	ND< 10	ND< 250	ND< 10	ND< 100	ND< 10	ND< 10	ND< 10	--	ND< 10	ND< 10	ND< 10	ND< 1	ND< 1.0
Styrene	5	ND< 250	ND< 5.0	ND< 5.0	ND< 5.0	ND< 250	ND< 5.0	ND< 50	ND< 5.0	ND< 5.0	ND< 5.0	--	ND< 5.0	ND< 5.0	ND< 5	ND< 0.5	ND< 0.5
Tetrachloroethylene	5	670	480	140 J	190	230 J	200	160	160 J	33 J	22	--	57	51	55	31	24
Toluene	5	ND< 250	ND< 5.0	ND< 5.0	ND< 5.0	ND< 250	ND< 5.0	ND< 50	ND< 5.0	ND< 5.0	ND< 5.0	--	ND< 5.0	ND< 5.0	ND< 5	ND< 0.5	ND< 0.5
trans-1,2-Dichloroethylene	5	ND< 250	17	3.5 J	10	ND< 250	ND< 5.0	ND< 50	10	ND< 5.0	ND< 5.0	--	ND< 5.0	12	5.3	ND< 0.5	ND< 0.5
trans-1,3-Dichloropropylene	0.4'	ND< 250	ND< 5.0	ND< 5.0	ND< 5.0	ND< 250	ND< 5.0	ND< 50	ND< 5.0	ND< 5.0	ND< 5.0	--	ND< 5.0	ND< 5.0	ND< 5	ND< 0.5	ND< 0.5
Trichloroethylene	5	440	110	26	55	130 J	71	73	120 J	15	3.8 J	--	29	19	16	2.4	1.9
Trichlorofluoromethane (freon 11)	5	ND< 250	3.5 J	3.2 J	2.3	ND< 250	ND< 5.0	ND< 50	1.8 J	0.83 J	ND< 5.0	--	1.2 J	1 J	ND< 5	ND< 0.5	ND< 0.2
Vinyl Chloride	2	ND< 250	ND< 5.0	ND< 5.0	ND< 5.0	ND< 250	ND< 5.0	ND< 50	ND< 5.0	ND< 5.0	ND< 5.0	--	1 J	0.87 J	ND< 5	ND< 0.5	ND< 0.5
Total VOC concentration	NS	10,923	4,252	1,101	4,509	3,595	347	2,460	3,164	1,073	209	--	3,305.20	4,975.87	1,699.30	57.50	42.26
Total CVOC concentration	NS	10,877	4,252	1,100	4,509	3,595	347	2,454	3,164	1,072	208	--	3,305.20	4,975.87	1,699.30	57.50	42.26
Total Petro-VOC concentration	NS	46	0	1	0	0	0	0	0	1	1	--	0	0	0	0	0
Other VOC concentration	NS	0	0	0	0	0	0	6.2	0	0	0	--	0	0	0	0	0
Location of screen		Across water table (243' - 238' amsl)															

Groundwater Analytical Results Summary
136 Fuller Road, Albany, New York - BCP Site # C401055
LaBella Project # 2222575

Sample Location Sample ID: FRMW (Fuller Rd Monitoring Well)- Well ID# (approx. depth to well bottom) and (Screen Interval) Sample Date Lab Sample ID Groundwater Elevation (ft.)	6 NYCRR Part 703.5	MW10 FRMW-MW10-X15 (10-15')																
		9/16/2014	12/15/2014	3/10/2015	6/25/2015	9/16/2015	11/30/2015	3/3/2016	5/26/2016	9/29/2016	10/31/2016	12/1/2016	3/28/2017	6/28/2017	9/29/2017	12/11/2017	3/29/2018	
		14I0784-03	--	--	15F1052-11	--	--	16C0192-06	--	--	--	--	--	17F1193-07	17J0005-01	--	18C1190-06	
		238.64	<237.50	<237.50	238.57	<237.50	<237.50	238.58	<237.50	<238.20	<238.20	<238.20	<238.20	239.61	238.58	<238.20	238.48	
Analyte	ppb	ppb	--	--	ppb	--	--	--	--	--	--	--	--	ppb	ppb	--	ppb	
1,1,1-Trichloroethane	5	0.5			21			43						310	83		65	
1,1,2,2-Tetrachloroethane	5	ND< 0.5			ND< 0.5			ND< 0.2						ND< 80	ND< 0.40		ND< 0.20	
1,1,2-Trichloro-1,2,2-trifluoroethane	5	ND< 0.5			ND< 0.5			ND< 0.2						ND< 80	ND< 0.40		ND< 0.20	
1,1,2-Trichloroethane	1	ND< 0.5			ND< 0.5			ND< 0.2						ND< 80	ND< 0.40		ND< 0.20	
1,1-Dichloroethane	5	ND< 0.5			6.3			20						140 J	36		64	
1,1-Dichloroethylene	5	ND< 0.5			5.7			15						280	67		57	
1,2,3-Trichlorobenzene	5	ND< 0.5			ND< 0.5			ND< 0.2						ND< 80	ND< 0.40		ND< 0.20	
1,2,4-Trichlorobenzene	5	ND< 0.5			ND< 0.5			ND< 0.2						ND< 80	ND< 0.40		ND< 0.20	
1,2-Dibromo-3-chloropropane	0.04	ND< 2			ND< 0.5			ND< 0.2						ND< 80	ND< 0.40		ND< 0.20	
1,2-Dibromoethane	0.0006	ND< 0.5			ND< 0.5			ND< 0.2						ND< 80	ND< 0.40		ND< 0.20	
1,2-Dichlorobenzene	3	ND< 0.5			ND< 0.5			ND< 0.2						ND< 80	ND< 0.40		ND< 0.20	
1,2-Dichloroethane	0.6	ND< 0.5			ND< 0.5			0.36 J						ND< 80	ND< 0.40		2.7	
1,2-Dichloropropane	1	ND< 0.5			ND< 0.5			ND< 0.2						ND< 80	ND< 0.40		ND< 0.20	
1,3-Dichlorobenzene	3	ND< 0.5			ND< 0.5			ND< 0.2						ND< 80	ND< 0.40		ND< 0.20	
1,4-Dichlorobenzene	3	ND< 0.5			ND< 0.5			ND< 0.2						ND< 80	ND< 0.40		ND< 0.20	
2-Butanone	50*	ND< 2			ND< 0.5			ND< 0.8						ND< 80	ND< 0.40		ND< 0.20	
2-Hexanone	50*	ND< 0.5			ND< 0.5			ND< 0.2						ND< 80	ND< 0.40		ND< 0.20	
Methyl isobutyl ketone (4-Methyl-2-pentanone)	NS	ND< 0.5			ND< 0.5			ND< 0.2						ND< 80	ND< 0.40		ND< 0.20	
Acetone	50*	ND< 2			ND< 2			ND< 1						660 J	2.2 J		ND< 1.0	
Benzene	1	ND< 0.5			ND< 0.5			ND< 0.2						ND< 80	0.44 JD		0.46 J	
Bromochloromethane	5	ND< 0.5			ND< 0.5			ND< 0.2						ND< 80	ND< 0.40		ND< 0.20	
Bromodichloromethane	50*	ND< 0.5			ND< 0.5			ND< 0.2						ND< 80	ND< 0.40		ND< 0.20	
Bromoform	50*	ND< 0.5			ND< 0.5			ND< 0.2						ND< 80	ND< 0.40		ND< 0.20	
Bromomethane	5	ND< 0.5			ND< 0.5			ND< 0.2						ND< 80	ND< 0.40		ND< 0.20	
Carbon disulfide	60*	ND< 0.5			ND< 0.5			0.34 J						ND< 80	ND< 0.40		ND< 0.20	
Carbon tetrachloride	5	ND< 0.5	WELL DRY	WELL DRY	ND< 0.5	WELL DRY	WELL DRY	ND< 0.2	WELL DRY	WELL DRY	WELL DRY	WELL DRY	WELL DRY	ND< 80	ND< 0.40	WELL DRY	ND< 0.20	
Chlorobenzene	5	ND< 0.5			ND< 0.5			ND< 0.2						ND< 80	ND< 0.40		ND< 0.20	
Chloroethane	5	ND< 0.5			0.32 J			ND< 0.2						ND< 80	ND< 0.40		ND< 0.20	
Chloroform	7	7.5			ND< 0.5			ND< 0.2						ND< 80	ND< 0.40		0.38 J	
Chloromethane	5	ND< 0.5			ND< 0.5			ND< 0.2						ND< 80	ND< 0.40		ND< 0.20	
cis-1,2-Dichloroethylene	5	6.2			730			670						5,500	650		1,500	
cis-1,3-Dichloropropylene	0.4*	ND< 0.5			ND< 0.5			ND< 0.2						ND< 80	ND< 0.40		ND< 0.20	
Cyclohexane	NS	ND< 0.5			ND< 0.5			ND< 0.2						ND< 80	0.74 J		ND< 0.2	
Dibromochloromethane	50*	ND< 0.5			ND< 0.5			ND< 0.2						ND< 80	ND< 0.40		ND< 0.20	
Dichlorodifluoromethane	5	ND< 0.5			ND< 0.5			0.62						ND< 80	1.7 D		0.77	
Ethyl Benzene	5	ND< 0.5			ND< 0.5			ND< 0.2						ND< 80	ND< 0.40		ND< 0.20	
Isopropylbenzene	5	ND< 0.5			ND< 0.5			ND< 0.2						ND< 80	ND< 0.40		ND< 0.20	
Methyl acetate	NS	ND< 0.5			ND< 0.5			ND< 0.2						ND< 80	ND< 0.40		ND< 0.20	
Methyl tert-butyl ether (MTBE)	10*	ND< 0.5			ND< 0.5			ND< 0.2						ND< 80	0.76 J		ND< 0.2	
Methylcyclohexane	NS	ND< 0.5			0.2 J			ND< 0.2						ND< 80	ND< 0.40		ND< 0.20	
Methylene chloride	5	1.1 J			ND< 2			ND< 1						ND< 400	ND< 2.0		ND< 1.0	
o-Xylene	5	ND< 0.5			ND< 0.5			ND< 0.2						ND< 80	ND< 0.40		ND< 0.20	
p- & m- Xylenes	5	ND< 1			ND< 1			ND< 0.5						ND< 200	ND< 1.0		ND< 0.5	
Styrene	5	ND< 0.5			ND< 0.5			ND< 0.2						ND< 80	ND< 0.40		ND< 0.20	
Tetrachloroethylene	5	8.9			12			14						ND< 80	34 B		14	
Toluene	5	ND< 0.5			ND< 0.5			ND< 0.2						ND< 80	ND< 0.40		ND< 0.20	
trans-1,2-Dichloroethylene	5	ND< 0.5			3.0			1.4						ND< 80	11		17	
trans-1,3-Dichloropropylene	0.4*	ND< 0.5			ND< 0.5			ND< 0.2						ND< 80	ND< 0.40		ND< 0.20	
Trichloroethylene	5	1.3			5.0			3.7						ND< 80	14		12	
Trichlorofluoromethane (freon 11)	5	ND< 0.5			0.48 J			0.24 J						ND< 80	0.92 J		ND< 0.2	
Vinyl Chloride	2	ND< 0.5			3.5			1.3						ND< 80	3.5		ND< 0.2	
Total VOC concentration	NS	25.50			787.50			770						6890.00	905.26		1,733.31	
Total CVOC concentration	NS	25.50	na		787.30	na	na	770	na	na	na	na	na	6230.00	901.12	na	1,732.85	
Total Petro-VOC concentration	NS	0			0.00			0						0	1.20		0.46	
Other VOC concentration	NS	0			0			0						660	2.94		0	
Location of screen																		Across water table (243' - 238' amsl)

Groundwater Analytical Results Summary
136 Fuller Road, Albany, New York - BCP Site # C401055
LaBella Project # 2222575

Sample Location Sample ID: FRMW (Fuller Rd Monitoring Well)- Well ID# (approx. depth to well bottom) and (Screen Interval) Sample Date Lab Sample ID Groundwater Elevation (ft.)	6 NYCRR Part 703.5	MW10 FRMW-MW10-X15 (10-15')															
		6/14/2018	9/6/2018	12/6/2018	3/5/2019	6/11/2019	9/17/2019	12/17/2019	3/16/2020	6/10/2020	8/27/2020	12/14/2020	3/12/2021	6/16/2021	9/29/2021		
		--	--	18L0310-04	19C0144-04	19F0430-04	19I0905-01	19L0806-01	20C0746-04	20F0477-04	20H1134-01	20L0785-01	21C0753-01	21F0819-13	21J0004-01		
		238.18	238.48	239.50	240.10	240.43	239.40	238.99	240.00	238.99	239.08	239.28	239.46	239.60			
Analyte	ppb			ppb	ppb	ppb	ppb	ppb	ppb	ppb	ppb	ppb	ppb	ppb			
1,1,1-Trichloroethane	5			27	34	8.0	3.6	ND< 2.5	5.4	4.4	3.4 J	1.9	4.4	140	54		
1,1,2,2-Tetrachloroethane	5			ND< 0.20	ND< 0.20	ND< 0.20	ND< 0.20	ND< 2.5	ND< 0.20	ND< 0.20	ND< 2.5	ND< 0.20	ND< 0.20	ND< 0.20	ND< 0.20		
1,1,2-Trichloro-1,2,2-trifluoroethane	5			ND< 0.20	ND< 0.20	ND< 0.20	ND< 0.20	ND< 2.5	ND< 0.20	ND< 0.20	ND< 2.5	ND< 0.20	ND< 0.20	ND< 0.20	ND< 0.20		
1,1,2-Trichloroethane	1			ND< 0.20	ND< 0.20	ND< 0.20	ND< 0.20	ND< 2.5	ND< 0.20	ND< 0.20	ND< 2.5	ND< 0.20	ND< 0.20	1.5	ND< 0.20		
1,1-Dichloroethane	5			17	14	3.3	2.6	ND< 2.5	2.7	5.0	4.7 J	3.1	4.2	31	17		
1,1-Dichloroethylene	5			9.9	26	3.9	1.3	ND< 2.5	1.7 ICV-E	2.6	ND< 2.5	ND< 0.20	2.3	33	9.3		
1,2,3-Trichlorobenzene	5			ND< 0.20	ND< 0.20	ND< 0.20	ND< 0.20	ND< 2.5	ND< 0.20	ND< 0.20	ND< 2.5	na	ND< 0.20	ND< 0.20	ND< 0.20		
1,2,4-Trichlorobenzene	5			ND< 0.20	ND< 0.20	ND< 0.20	ND< 0.20	ND< 2.5	ND< 0.20	ND< 0.20	ND< 2.5	ND< 0.20	ND< 0.20	ND< 0.20	ND< 0.20		
1,2-Dibromo-3-chloropropane	0.04			ND< 0.20	ND< 0.20	ND< 0.20	ND< 0.20	ND< 2.5	ND< 0.20	ND< 0.20	ND< 2.5	ND< 0.20	ND< 0.20	ND< 0.20	ND< 0.20		
1,2-Dibromoethane	0.0006			ND< 0.20	ND< 0.20	ND< 0.20	ND< 0.20	ND< 2.5	ND< 0.20	ND< 0.20	ND< 2.5	ND< 0.20	ND< 0.20	ND< 0.20	ND< 0.20		
1,2-Dichlorobenzene	3			ND< 0.20	ND< 0.20	ND< 0.20	ND< 0.20	ND< 2.5	ND< 0.20	ND< 0.20	ND< 2.5	na	ND< 0.20	ND< 0.20	ND< 0.20		
1,2-Dichloroethane	0.6			ND< 0.20	0.58	ND< 0.20	ND< 0.20	ND< 2.5	ND< 0.20	ND< 0.20	ND< 2.5	ND< 0.20	ND< 0.20	0.50	ND< 0.20		
1,2-Dichloropropane	1			ND< 0.20	ND< 0.20	ND< 0.20	ND< 0.20	ND< 2.5	ND< 0.20	ND< 0.20	ND< 2.5	ND< 0.20	ND< 0.20	ND< 0.20	ND< 0.20		
1,3-Dichlorobenzene	3			ND< 0.20	ND< 0.20	ND< 0.20	ND< 0.20	ND< 2.5	ND< 0.20	ND< 0.20	ND< 2.5	na	ND< 0.20	ND< 0.20	ND< 0.20		
1,4-Dichlorobenzene	3			ND< 0.20	ND< 0.20	ND< 0.20	ND< 0.20	ND< 2.5	ND< 0.20	ND< 0.20	ND< 2.5	na	ND< 0.20	ND< 0.20	ND< 0.20		
2-Butanone	50*			ND< 0.20	ND< 0.20	ND< 0.20	28	ND< 2.5	ND< 0.20	ND< 0.20	ND< 2.5	ND< 0.20	ND< 0.20	ND< 0.20	ND< 0.20		
2-Hexanone	50*			ND< 0.20	ND< 0.20	ND< 0.20	ND< 0.20	ND< 2.5	ND< 0.20	ND< 0.20	ND< 5.0	ND< 0.20	ND< 0.20	ND< 0.20	ND< 0.20		
Methyl isobutyl ketone (4-Methyl-2-pentanone)	NS			ND< 0.20	ND< 0.20	ND< 0.20	ND< 0.20	ND< 2.5	ND< 0.20	ND< 0.20	ND< 2.5	ND< 0.20	ND< 0.20	ND< 0.20	ND< 0.20		
Acetone	50*			ND< 1.00	ND< 1.00	ND< 1.00	ND< 1.00	ND< 5.0	ND< 1.0	ND< 1.0	ND< 2.5	1.7 J	ND< 1	ND< 1	ND< 1.0		
Benzene	1			ND< 0.20	ND< 0.20	ND< 0.20	ND< 0.20	ND< 2.5	ND< 0.20	ND< 0.20	ND< 2.5	ND< 0.2	ND< 0.2	0.29 J	ND< 0.20		
Bromochloromethane	5			ND< 0.20	ND< 0.20	ND< 0.20	ND< 0.20	ND< 2.5	ND< 0.20	ND< 0.20	ND< 2.5	ND< 0.20	ND< 0.20	ND< 0.20	ND< 0.20		
Bromodichloromethane	50*			ND< 0.20	ND< 0.20	ND< 0.20	ND< 0.20	ND< 2.5	ND< 0.20	ND< 0.20	ND< 2.5	ND< 0.20	ND< 0.20	ND< 0.20	ND< 0.20		
Bromoform	50*			ND< 0.20	ND< 0.20	ND< 0.20	ND< 0.20	ND< 2.5	ND< 0.20	ND< 0.20	ND< 2.5	ND< 0.20	ND< 0.20	ND< 0.20	ND< 0.20		
Bromomethane	5			ND< 0.20	ND< 0.20	ND< 0.20	ND< 0.20	ND< 2.5	ND< 0.20	ND< 0.20	ND< 2.5	ND< 0.20	ND< 0.20	ND< 0.20	ND< 0.20		
Carbon disulfide	60*			ND< 0.20	ND< 0.20	ND< 0.20	ND< 0.20	ND< 2.5	ND< 0.20	ND< 0.20	ND< 2.5	ND< 0.20	ND< 0.20	ND< 0.20	ND< 0.20		
Carbon tetrachloride	5			ND< 0.20	ND< 0.20	ND< 0.20	ND< 0.20	ND< 2.5	ND< 0.20	ND< 0.20	ND< 2.5	ND< 0.20	ND< 0.20	ND< 0.20	ND< 0.20		
Chlorobenzene	5			ND< 0.20	ND< 0.20	ND< 0.20	ND< 0.20	ND< 2.5	ND< 0.20	ND< 0.20	ND< 2.5	ND< 0.20	ND< 0.20	ND< 0.20	ND< 0.20		
Chloroethane	5			ND< 0.20	ND< 0.20	ND< 0.20	ND< 0.20	ND< 2.5	ND< 0.20	ND< 0.20	ND< 2.5	ND< 0.20	ND< 0.20	ND< 0.20	ND< 0.20		
Chloroform	7			ND< 0.20	ND< 0.20	ND< 0.20	ND< 0.20	ND< 2.5	0.27 J	ND< 0.20	ND< 2.5	ND< 0.20	ND< 0.20	ND< 0.20	ND< 0.20		
Chloromethane	5			ND< 0.20	ND< 0.20	ND< 0.20	ND< 0.20	ND< 2.5	ND< 0.20	ND< 0.20	ND< 2.5	0.73	ND< 0.20	ND< 0.20	ND< 0.20		
cis-1,2-Dichloroethylene	5			390	620	160	120	14	340	670	390	220	390	1000	410		
cis-1,3-Dichloropropylene	0.4 ⁺			ND< 0.20	ND< 0.20	ND< 0.20	ND< 0.20	ND< 2.5	ND< 0.20	ND< 0.20	ND< 2.5	ND< 0.2	ND< 0.2	ND< 0.2	ND< 0.20		
Cyclohexane	NS			ND< 0.20	ND< 0.20	ND< 0.20	ND< 0.20	ND< 2.5	ND< 0.20	ND< 0.20	ND< 2.5	na	ND< 0.2	1.3	ND< 0.20		
Dibromochloromethane	50*			ND< 0.20	ND< 0.20	ND< 0.20	ND< 0.20	ND< 2.5	ND< 0.20	ND< 0.20	ND< 2.5	ND< 0.2	ND< 0.2	ND< 0.2	ND< 0.20		
Dichlorodifluoromethane	5			0.730	0.68	0.36 J	ND< 0.20	ND< 2.5	ND< 0.20	ND< 0.20	ND< 2.5	ND< 0.2	0.2 CCV-E, ICV-E, QL-02, J	0.48 J	ND< 0.20		
Ethyl Benzene	5			ND< 0.20	ND< 0.20	ND< 0.20	ND< 0.20	ND< 2.5	ND< 0.20	ND< 0.20	ND< 2.5	ND< 0.2	ND< 0.2	0.37 J	ND< 0.20		
Isopropylbenzene	5			ND< 0.20	ND< 0.20	ND< 0.20	ND< 0.20	ND< 2.5	ND< 0.20	ND< 0.20	ND< 2.5	ND< 0.2	ND< 0.2	0.38 J	ND< 0.20		
Methyl acetate	NS			ND< 0.20	ND< 0.20	ND< 0.20	ND< 0.20	ND< 2.5	ND< 0.20	ND< 0.20	ND< 2.5	na	ND< 0.2	ND< 0.2	ND< 0.20		
Methyl tert-butyl ether (MTBE)	10*			ND< 0.20	ND< 0.20	ND< 0.20	ND< 0.20	ND< 2.5	ND< 0.20	ND< 0.20	ND< 2.5	0.27 J	0.33 J	0.33 J	0.32 J		
Methylcyclohexane	NS			ND< 0.2	0.59	ND< 0.20	ND< 0.20	ND< 2.5	ND< 0.20	ND< 0.20	ND< 5.0	na	ND< 0.2	4.4	ND< 0.20		
Methylene chloride	5			ND< 1.0	ND< 1.0	ND< 0.20	ND< 1.0	ND< 5.0	ND< 1.0	ND< 1.0	ND< 2.5	ND< 1	ND< 1	ND< 1	ND< 1.0		
o-Xylene	5			ND< 0.20	ND< 0.20	ND< 0.20	ND< 0.20	ND< 2.5	ND< 0.20	ND< 0.20	ND< 2.5	ND< 0.2	ND< 0.2	ND< 0.2	ND< 0.20		
p- & m- Xylenes	5			ND< 0.50	ND< 0.50	ND< 0.20	ND< 0.50	ND< 2.5	ND< 0.20	ND< 0.20	ND< 2.5	ND< 0.5	ND< 0.5	ND< 0.5	ND< 0.50		
Styrene	5			ND< 0.20	ND< 0.20	ND< 0.20	ND< 0.20	ND< 2.5	ND< 0.20	ND< 0.20	ND< 2.5	ND< 0.2	ND< 0.2	ND< 0.2	ND< 0.20		
Tetrachloroethylene	5			11	18	9	10	8.0	11	15	12	6.6	11	17	8.2		
Toluene	5			ND< 0.20	ND< 0.20	ND< 0.20	ND< 0.20	ND< 2.5	ND< 0.20	ND< 0.20	ND< 2.5	ND< 0.2	ND< 0.2	ND< 0.2	ND< 0.20		
trans-1,2-Dichloroethylene	5			1.8	4.80	1.3	1.1	ND< 2.5	0.65	5.2	ND< 2.5	1.9	1.5	22	4.5		
trans-1,3-Dichloropropylene	0.4 ⁺			ND< 0.20	ND< 0.20	ND< 0.20	ND< 0.20	ND< 2.5	ND< 0.20	ND< 0.20	ND< 2.5	ND< 0.2	ND< 0.2	ND< 0.2	ND< 0.20		
Trichloroethylene	5			8.4	25	5.9	7.6	3.6 J	2.7	4.1	13	13	13	10 CCV-E	6.8		
Trichlorofluoromethane (freon 11)	5			ND< 0.20	0.28 J	ND< 0.20	ND< 0.20	ND< 2.5	ND< 0.20	ND< 0.20	ND< 2.5	ND< 0.2	ND< 0.2	0.48 J	0.27 J		
Vinyl Chloride	2			0.390 J	1.40	0.49 J	2.4 CCV-E	ND< 2.5	0.64 ICV-E	1.6 QL-02	ND< 2.5	3.4	ND< 0.2	4.0	4.1		
Total VOC concentration	NS			466.22	745.33	192.25	176.60	25.6	166.06	707.9	423.1	252.6	209.8	1,267.0	514.49		
Total CVOC concentration	NS			466.22	744.74	192.25	148.60	25.6	166.06	707.9	423.1	250.6	209.5	1,260.0	514.17		
Total Petro-VOC concentration	NS			0	0	0	0	0	0	0	0	0	0.3	1.4	0.32		
Other VOC concentration	NS			0	1	0	28	0	0	0	0	2	0	6	0.00		
Location of screen				Across water table (243' - 238' amsl)													

Groundwater Analytical Results Summary
136 Fuller Road, Albany, New York - BCP Site # C401055
LaBella Project # 2222575

Sample ID: FRMW (Fuller Rd Monitoring Well)- Well ID# (approx. depth to well bottom) and (Screen Interval) Sample Date Lab Sample ID Groundwater Elevation (ft.)	Sample Location 6 NYCRR Part 703.5	MW10 FRMW-MW10-X15 (10-15')											
		12/16/2021	4/1/2022	6/6/2022	9/22/2022	12/14/2022	3/30/2023	6/21/2023	9/12/2023	12/20/2023	3/19/2024	6/11/2024	9/5/2024
		21L1055-01 240.09	22D0076-01 240.09	22F0429-04 240.50	22I1220-01 239.00	22L0969-01 239.16	23D0011-001 240.41	23F1500-03 240.22	23I0834-01 240.58	23L1487-01 240.26	24C1318-01 241.26	24F0876-13 240.83	24I0384-01 240.43
Analyte	ppb	ppb	ppb	ppb	ppb	ppb	ppb	ppb	ppb	ppb	ppb	ppb	ppb
1,1,1-Trichloroethane	5	11	4.3	4.4	3.3	3.9	9.4	25.0	4.0	1.24	11	3.3	0.91
1,1,2,2-Tetrachloroethane	5	ND< 0.20	ND< 0.20	ND< 0.20	ND< 0.20	ND< 0.20	ND< 0.20	ND< 0.20	ND< 0.20	ND< 0.256	ND< 0.200	ND< 0.20	ND< 0.20
1,1,2-Trichloro-1,2,2-trifluoroethane	5	ND< 0.20	ND< 0.20	ND< 0.20	ND< 0.20	ND< 0.20	ND< 0.20	ND< 0.20	ND< 0.20	ND< 0.286	ND< 0.200	ND< 0.20	ND< 0.20
1,1,2-Trichloroethane	1	ND< 0.20	ND< 0.20	ND< 0.20	ND< 0.20	ND< 0.20	ND< 0.20	ND< 0.20	ND< 0.20	ND< 0.249	ND< 0.200	ND< 0.20	ND< 0.20
1,1-Dichloroethane	5	4.6	2.2	3.7	3.3	5.4	6.3	11.0	2.2	1.66	7.2	3.0	1.2
1,1-Dichloroethylene	5	2.8	1.6	2.2	1.4	3.0	1.9	6.3	1.2	0.99	3.7	2.0	0.84
1,2,3-Trichlorobenzene	5	ND< 0.20	ND< 0.20	ND< 0.20	ND< 0.20	ND< 0.20	ND< 0.20	ND< 0.20	ND< 0.20	ND< 0.222	ND< 0.200	ND< 0.20	ND< 0.20
1,2,4-Trichlorobenzene	5	ND< 0.20	ND< 0.20	ND< 0.20	ND< 0.20	ND< 0.20	ND< 0.20	ND< 0.20	ND< 0.20	ND< 0.138	ND< 0.200	ND< 0.20	ND< 0.20
1,2-Dibromo-3-chloropropane	0.04	ND< 0.20	ND< 0.20	ND< 0.20	ND< 0.20	ND< 0.20	ND< 0.20	ND< 0.20	ND< 0.20	ND< 0.432	ND< 0.200	ND< 0.20	ND< 0.20
1,2-Dibromoethane	0.0006	ND< 0.20	ND< 0.20	ND< 0.20	ND< 0.20	ND< 0.20	ND< 0.20	ND< 0.20	ND< 0.20	ND< 0.215	ND< 0.200	ND< 0.20	ND< 0.20
1,2-Dichlorobenzene	3	ND< 0.20	ND< 0.20	ND< 0.20	ND< 0.20	ND< 0.20	ND< 0.20	ND< 0.20	ND< 0.20	ND< 0.270	ND< 0.200	ND< 0.20	ND< 0.20
1,2-Dichloroethane	0.6	ND< 0.20	ND< 0.20	ND< 0.20	ND< 0.20	ND< 0.20	ND< 0.20	ND< 0.20	ND< 0.20	ND< 0.377	ND< 0.200	ND< 0.20	ND< 0.20
1,2-Dichloropropane	1	ND< 0.20	ND< 0.20	ND< 0.20	ND< 0.20	ND< 0.20	ND< 0.20	ND< 0.20	ND< 0.20	ND< 0.327	ND< 0.200	ND< 0.20	ND< 0.20
1,3-Dichlorobenzene	3	ND< 0.20	ND< 0.20	ND< 0.20	ND< 0.20	ND< 0.20	ND< 0.20	ND< 0.20	ND< 0.20	ND< 0.283	ND< 0.200	ND< 0.20	ND< 0.20
1,4-Dichlorobenzene	3	ND< 0.20	ND< 0.20	ND< 0.20	ND< 0.20	ND< 0.20	ND< 0.20	ND< 0.20	ND< 0.20	ND< 0.311	ND< 0.200	ND< 0.20	ND< 0.20
2-Butanone	50*	ND< 0.20	ND< 0.20	ND< 0.20	ND< 0.20	ND< 0.20	ND< 0.20	ND< 0.20	ND< 0.20	ND< 0.421	ND< 0.200	ND< 0.20	ND< 0.20
2-Hexanone	50*	ND< 1.0	ND< 0.20	ND< 0.20	ND< 0.20	ND< 0.20	ND< 0.20	ND< 0.20	ND< 0.20	ND< 0.320	ND< 0.200	ND< 0.20	ND< 0.20
Methyl isobutyl ketone (4-Methyl-2-pentanone)	NS	ND< 0.20	ND< 0.20	ND< 0.20	ND< 0.20	ND< 0.20	ND< 0.20	ND< 0.20	ND< 0.20	ND< 0.365	ND< 0.200	ND< 0.20	ND< 0.20
Acetone	50*	ND< 0.20	ND< 1.0	ND< 1.0	ND< 1.0	ND< 1.0	1.9 J	1.4 J	ND< 1.0	ND< 1.34	ND< 1	ND< 1	ND< 1
Benzene	1	ND< 0.20	ND< 0.20	ND< 0.20	ND< 0.20	ND< 0.20	ND< 0.20	ND< 0.20	ND< 0.20	ND< 0.279	ND< 0.200	ND< 0.20	ND< 0.20
Bromochloromethane	5	ND< 0.20	ND< 0.20	ND< 0.20	ND< 0.20	ND< 0.20	ND< 0.20	ND< 0.20	ND< 0.20	ND< 0.354	ND< 0.200	ND< 0.20	ND< 0.20
Bromodichloromethane	50*	ND< 0.20	ND< 0.20	ND< 0.20	ND< 0.20	ND< 0.20	ND< 0.20	ND< 0.20	ND< 0.20	ND< 0.245	ND< 0.200	ND< 0.20	ND< 0.20
Bromoform	50*	ND< 0.20	ND< 0.20	ND< 0.20	ND< 0.20	ND< 0.20	ND< 0.20	ND< 0.20	ND< 0.20	ND< 0.163	ND< 0.200	ND< 0.20	ND< 0.20
Bromomethane	5	ND< 0.20	ND< 0.20	ND< 0.20	ND< 0.20	ND< 0.20	ND< 0.20	ND< 0.20	ND< 0.20	ND< 0.119	ND< 0.200	ND< 0.20	ND< 0.20
Carbon disulfide	60*	ND< 0.20	ND< 0.20	ND< 0.20	ND< 0.20	ND< 0.20	ND< 0.20	ND< 0.20	ND< 0.20	ND< 0.362	ND< 0.200	ND< 0.20	ND< 0.20
Carbon tetrachloride	5	ND< 0.20	ND< 0.20	ND< 0.20	ND< 0.20	ND< 0.20	ND< 0.20	ND< 0.20	ND< 0.20	ND< 0.204	ND< 0.200	ND< 0.20	ND< 0.20
Chlorobenzene	5	ND< 0.20	ND< 0.20	ND< 0.20	ND< 0.20	ND< 0.20	ND< 0.20	ND< 0.20	ND< 0.20	ND< 0.284	ND< 0.200	ND< 0.20	ND< 0.20
Chloroethane	5	ND< 0.20	ND< 0.20	ND< 0.20	ND< 0.20	ND< 0.20	ND< 0.20	ND< 0.20	ND< 0.20	ND< 0.448	ND< 0.200	ND< 0.20	ND< 0.20
Chloroform	7	ND< 0.20	ND< 0.20	ND< 0.20	ND< 0.20	ND< 0.20	ND< 0.20	ND< 0.20	0.38 J	0.410	0.3 J	ND< 0.20	ND< 0.20
Chloromethane	5	ND< 0.20	ND< 0.20	ND< 0.20	ND< 0.20	0.23 J	0.35 J	ND< 0.20	ND< 0.20	ND< 0.372	ND< 0.200	ND< 0.20	ND< 0.20
cis-1,2-Dichloroethylene	5	290	98	280	280	630	290	290	62	69.8	85	150	77
cis-1,3-Dichloropropylene	0.4 ⁺	ND< 0.20	ND< 0.20	ND< 0.20	ND< 0.20	ND< 0.20	ND< 0.20	ND< 0.20	ND< 0.20	ND< 0.262	ND< 0.200	ND< 0.20	ND< 0.20
Cyclohexane	NS	ND< 0.20	ND< 0.20	ND< 0.20	ND< 0.20	ND< 0.20	ND< 0.20	ND< 0.20	ND< 0.20	ND< 0.491	ND< 0.200	ND< 0.20	ND< 0.20
Dibromochloromethane	50*	ND< 0.20	ND< 0.20	ND< 0.20	ND< 0.20	ND< 0.20	ND< 0.20	ND< 0.20	ND< 0.20	ND< 0.146	ND< 0.200	ND< 0.20	ND< 0.20
Dichlorodifluoromethane	5	ND< 0.20	ND< 0.20	ND< 0.20	ND< 0.20	ND< 0.20	ND< 0.20	ND< 0.20	ND< 0.20	ND< 0.451	ND< 0.200	ND< 0.20	ND< 0.20
Ethyl Benzene	5	ND< 0.20	ND< 0.20	ND< 0.20	ND< 0.20	ND< 0.20	0.33 J	ND< 0.20	ND< 0.20	ND< 0.290	ND< 0.200	ND< 0.20	ND< 0.20
Isopropylbenzene	5	ND< 0.20	ND< 0.20	ND< 0.20	ND< 0.20	ND< 0.20	ND< 0.20	ND< 0.20	ND< 0.20	ND< 0.405	ND< 0.200	ND< 0.20	ND< 0.20
Methyl acetate	NS	ND< 0.20	ND< 0.20	ND< 0.20	ND< 0.20	ND< 0.20	ND< 0.20	ND< 0.20	ND< 0.20	ND< 0.442	ND< 0.200	ND< 0.20	ND< 0.20
Methyl tert-butyl ether (MTBE)	10*	ND< 1.20	ND< 0.20	0.30 J	ND< 0.20	ND< 0.20	0.34 J	ND< 0.20	ND< 0.20	ND< 0.244	ND< 0.200	ND< 0.20	ND< 0.20
Methylcyclohexane	NS	ND< 2.20	ND< 0.20	ND< 0.20	ND< 0.20	ND< 0.20	ND< 0.20	ND< 0.20	ND< 0.20	ND< 0.477	ND< 0.200	ND< 0.20	ND< 0.20
Methylene chloride	5	ND< 1.0	ND< 1.0	ND< 1.0	3.5	ND< 1.0	ND< 1.0	ND< 1.0	ND< 1.0	ND< 0.397	ND< 1	ND< 1.0	ND< 1.0
o-Xylene	5	ND< 0.20	ND< 0.20	ND< 0.20	ND< 0.20	ND< 0.20	ND< 0.20	ND< 0.20	ND< 0.20	ND< 0.261	ND< 0.200	ND< 0.20	ND< 0.20
p- & m- Xylenes	5	ND< 0.50	ND< 0.20	ND< 0.50	ND< 0.50	ND< 0.50	ND< 0.50	ND< 0.50	ND< 0.50	ND< 0.578	ND< 0.500	ND< 0.50	ND< 0.50
Styrene	5	ND< 0.20	ND< 0.20	ND< 0.20	ND< 0.20	ND< 0.20	ND< 0.20	ND< 0.20	ND< 0.20	ND< 0.255	ND< 0.200	ND< 0.20	ND< 0.20
Tetrachloroethylene	5	7.2	7.1	11	8.9	7.6	5.8	6.6	6.6	5.53	8.6	11	4.5
Toluene	5	ND< 0.20	ND< 0.20	ND< 0.20	ND< 0.20	ND< 0.20	ND< 0.20	ND< 0.20	ND< 0.200	ND< 0.346	ND< 0.200	ND< 0.20	ND< 0.20
trans-1,2-Dichloroethylene	5	2.0	1.1	1.3	0.94	3.5	1.5	1.5	0.66	0.28	0.84	1.3	0.93
trans-1,3-Dichloropropylene	0.4 ⁺	ND< 0.20	ND< 0.20	ND< 0.20	ND< 0.20	ND< 0.20	ND< 0.20	ND< 0.20	ND< 0.200	ND< 0.229	ND< 0.200	ND< 0.20	ND< 0.20
Trichloroethylene	5	7.9	6.0	13	16	10	4.6	5.2	5.4	6.87	4.6	6.0	6.4
Trichlorofluoromethane (freon 11)	5	ND< 0.20	ND< 0.20	0.22 J	ND< 0.20	ND< 0.20	ND< 0.20	ND< 0.20	ND< 0.200	ND< 0.337	ND< 0.200	ND< 0.20	ND< 0.20
Vinyl Chloride	2	0.93	0.81	2.0	2.6	6.3	1.1	0.5	ND< 0.200	ND< 0.469	ND< 1.200	0.89	0.57
Total VOC concentration	NS	326.43	121.11	318.12	319.94	669.93	323.52	347.50	82.44	86.78	121.24	177.49	92.35
Total CVOC concentration	NS	326.43	121.11	317.82	319.94	669.93	320.95	346.10	82.44	86.78	121.24	177.49	92.35
Total Petro-VOC concentration	NS	0.00	0.00	0.30	0.00	0.00	0.67	0.00	0.00	0.00	0.00	0.00	0.00
Other VOC concentration	NS	0.00	0.00	0.00	0.00	0.00	1.90	1.40	0.00	0.00	0.00	0.00	0.00
Location of screen	Across water table (243' - 238' amsl)												

Groundwater Analytical Results Summary
136 Fuller Road, Albany, New York - BCP Site # C401055
LaBella Project # 2222575

Sample Location Sample ID: FRMW (Fuller Rd Monitoring Well)- Well ID# (approx. depth to well bottom) and (Screen Interval)	6 NYCRR Part 703.5	MW25 FRMW-MW25-X10 (5-10')															
		7/19/2010	5/31/2011	7/21/2011	9/29/2011	12/13/2011	2/22/2012	4/30/2012	6/27/2012	9/25/2012	12/19/2012	3/14/2013	6/12/2014	6/25/2015	5/26/2016	9/29/2016	10/31/2016
		10G0579-07	11F0120-04	11G0750-04	11J0038-04	--	--	--	--	--	--	--	--	243.62	241.7	242.02	1611131-04
Lab Sample ID Groundwater Elevation (ft.)		245.63	240.08	240.09	241.86	239.43	--	--	--	--	--	--	--	--	--	--	--
Analyte	ppb	ppb	ppb	ppb	ppb	--	--	--	--	--	--	--	--	--	--	ppb	ppb
1,1,1-Trichloroethane	5	1,400	76	100	130											32	30
1,1,2,2-Tetrachloroethane	5	ND< 120	ND< 5.0	ND< 50	ND< 250											ND< 0.20	ND< 0.20
1,1,2-Trichloro-1,2,2-trifluoroethane	5	ND< 120	ND< 5.0	ND< 50	68											ND< 0.20	ND< 0.20
1,1,2-Trichloroethane	1	ND< 120	ND< 5.0	ND< 50	ND< 250											ND< 0.20	ND< 0.20
1,1-Dichloroethane	5	340	70	76	160											130	150
1,1-Dichloroethylene	5	na	na	na	na											36	55
1,2,3-Trichlorobenzene	5	ND< 120	7.0	ND< 50	ND< 250											ND< 0.20	ND< 0.20
1,2,4-Trichlorobenzene	5	ND< 250	ND< 10	ND< 100	ND< 500											ND< 0.20	ND< 0.20
1,2-Dibromo-3-chloropropane	0.04	ND< 120	ND< 10	ND< 100	ND< 500											ND< 0.20	ND< 0.20
1,2-Dibromoethane	0.0006	na	na	na	na											ND< 0.20	ND< 0.20
1,2-Dichlorobenzene	3	ND< 120	ND< 5.0	ND< 50	ND< 250											ND< 0.20	ND< 0.20
1,2-Dichloroethane	0.6	ND< 120	ND< 5.0	ND< 50	ND< 250											0.31 J	ND< 0.20
1,2-Dichloropropane	1	ND< 120	ND< 5.0	ND< 50	ND< 250											ND< 0.20	ND< 0.20
1,3-Dichlorobenzene	3	na	na	na	na											ND< 0.20	ND< 0.20
1,4-Dichlorobenzene	3	NA	NA	NA	NA											ND< 0.20	ND< 0.20
2-Butanone	50*	ND< 120	ND< 10	ND< 100	ND< 500											ND< 0.20	ND< 0.20
2-Hexanone	50*	ND< 120	ND< 5.0	ND< 50	ND< 250											ND< 0.20	ND< 0.20
Methyl isobutyl ketone (4-Methyl-2-pentanone)	NS	ND< 250	ND< 10	ND< 100	ND< 500											ND< 0.20	ND< 0.20
Acetone	50*	ND< 160 J	ND< 10	ND< 100	5.6											8.7 CCV-E	7.3 ^{CCV-E, Scale F}
Benzene	5	na	na	na	na											0.5	0.57
Bromochloromethane	1	ND< 120	ND< 5.0	ND< 50	ND< 250											ND< 0.20	ND< 0.20
Bromodichloromethane	50*	ND< 120	ND< 5.0	ND< 50	ND< 250											ND< 0.20	ND< 0.20
Bromoform	50*	ND< 120	ND< 5.0	ND< 50	ND< 250											ND< 0.20	ND< 0.20
Bromomethane	5	ND< 120	ND< 5.0	ND< 50	ND< 250											ND< 0.20	0.65 B
Carbon disulfide	60*	ND< 120	ND< 5.0	ND< 50	ND< 250											ND< 0.20	14
Carbon tetrachloride	5	ND< 120	ND< 5.0	ND< 50	ND< 250											ND< 0.20	ND< 0.20
Chlorobenzene	5	ND< 120	ND< 5.0	ND< 50	ND< 250											ND< 0.20	ND< 0.20
Chloroethane	5	ND< 120	3.6 J	ND< 50	ND< 250											0.36 J	0.94
Chloroform	7	ND< 120	ND< 5.0	ND< 50	ND< 250											ND< 0.20	ND< 0.20
Chloromethane	5	ND< 120	ND< 5.0	ND< 50	ND< 250											ND< 0.20	3.6
cis-1,2-Dichloroethylene	5	3,500	170	280	1,600											1900	2900
cis-1,3-Dichloropropylene	NS	na	na	na	na											ND< 0.20	ND< 0.20
Cyclohexane	0.4 ⁺	ND< 120	ND< 5.0	ND< 50	ND< 250											ND< 0.20	0.23 J
Dibromochloromethane	50*	ND< 120	ND< 5.0	ND< 50	ND< 250											ND< 0.20	ND< 0.20
Dichlorodifluoromethane	5	62 J	290	130	2,100											150	160 CCV-E
Ethyl Benzene	5	380	38	24 J	100											12	14
Isopropylbenzene	NS	na	na	na	na											0.50	0.49 J
Methyl acetate	5	ND< 120	4.2 J	ND< 50	ND< 250											ND< 0.20	ND< 0.20
Methyl tert-butyl ether (MTBE)	NS	na	na	na	na											ND< 0.20	ND< 0.20
Methylcyclohexane	10*	ND< 120	ND< 5.0	ND< 50	ND< 250											1.1	1.3
Methylene chloride	5	ND< 230	ND< 10	16 J,B	3.7											ND< 1	ND< 1
o-Xylene	5	490	21	14 J	86											6.8	9.0
p- & m- Xylenes	5	2,000	89	51 J	320											30	31
Styrene	5	ND< 120	ND< 5.0	ND< 50	ND< 250											ND< 0.20	ND< 0.20
Tetrachloroethylene	5	2,800	140	350	790											140	160
Toluene	5	580	15	13 J	ND< 250											9.0	12
trans-1,2-Dichloroethylene	5	ND< 120	ND< 5.0	ND< 50	ND< 250											33	100
trans-1,3-Dichloropropylene	0.4 ⁺	ND< 120	ND< 5.0	ND< 50	ND< 250											ND< 0.20	ND< 0.20
Trichloroethylene	5	810	16	18 J	85											120	140
Trichlorofluoromethane (freon 11)	5	1,200	330	480	9800											180	160
Vinyl Chloride	2	ND< 120	ND< 5.0	ND< 50	ND< 250											1.5	13
Total VOC concentration	NS	13,562	1,269.8	1,552.0	15,248.3											2,791.8	3,963.1
Total CVOC concentration	NS	10,112	1,102.6	1,450.0	14,736.7											2,723.2	3,872.5
Total Petro-VOC concentration	NS	3450.0	167.2	102.0	506.0	na	na	na	na	na	na	na	na	na		58.80	67.06
Other VOC concentration	NS	0	0	0	5.6											9.80	23.48
Location of screen		On top of shallow clay (244' - 239' amsl)															

WELL DRY - NOT SAMPLED

Groundwater Analytical Results Summary
136 Fuller Road, Albany, New York - BCP Site # C401055
LaBella Project # 2222575

Sample Location Sample ID: FRMW (Fuller Rd Monitoring Well)- Well ID# (approx. depth to well bottom) and (Screen Interval)	6 NYCRR Part 703.5	MW25 FRMW-MW25-X10 (5-10')														
		12/1/2016	3/28/2017	6/28/2017	9/29/2017	12/11/2017	3/29/2018	6/14/2018	9/6/2018	12/6/2018	3/5/2019	6/11/2019	9/17/2019	12/17/2019	3/16/2020	6/10/2020
		16L0074-04	17C1158-02	17F1193-10	17J0005-03	17L0427-01	18I1190-03	18F0674-13	18I0297-04	18L0310-5	--	19F0430-08	19I0905-02	19L0806-02	20C0746-06	20F0477-07
Lab Sample ID		242.36	242.36	241.87	241.34	240.86	242.26	241.89	242.47	243.97	--	242.08	241.3	242.49	241.94	242.26
Groundwater Elevation (ft.)											--					
Analyte	ppb	ppb	ppb	ppb	ppb	ppb	ppb	ppb	ppb	ppb	--	ppb	ppb	ppb	ppb	ppb
1,1,1-Trichloroethane	5	18	9.2	ND< 20	0.69	3.4	6.8	ND< 10	12	0.59		6.6	ND< 0.20	ND< 2.5	48	16
1,1,2,2-Tetrachloroethane	5	ND< 0.20	ND< 0.20	ND< 20	ND< 0.20	ND< 0.20	ND< 0.20	ND< 10	ND< 0.40	ND< 0.20		ND< 0.20	ND< 0.20	ND< 2.5	ND< 0.20	ND< 0.20
1,1,2-Trichloro-1,2,2-trifluoroethane	5	ND< 0.20	ND< 0.20	ND< 20	ND< 0.20	ND< 0.20	ND< 0.20	ND< 10	ND< 0.40	ND< 0.20		ND< 0.20	ND< 0.20	ND< 2.5	ND< 0.20	ND< 0.20
1,1,2-Trichloroethane	1	ND< 0.20	ND< 0.20	ND< 20	ND< 0.20	ND< 0.20	ND< 0.20	ND< 10	ND< 0.40	ND< 0.20		ND< 0.20	ND< 0.20	ND< 2.5	ND< 0.20	ND< 0.20
1,1-Dichloroethane	5	130	21	130	4.9	83	54	44	100	12		80	44	ND< 2.5	140	70
1,1-Dichloroethylene	5	35	4.2	63	2.6	3.5	12	ND< 10	18	1.6		7.9	0.44 J	ND< 2.5	39	15
1,2,3-Trichlorobenzene	5	ND< 0.20	ND< 0.20	ND< 20	ND< 0.20	ND< 0.20	ND< 0.20	ND< 10	ND< 0.40	ND< 0.20		ND< 0.20	ND< 0.20	ND< 2.5	ND< 0.20	ND< 0.20
1,2,4-Trichlorobenzene	5	ND< 0.20	ND< 0.20	ND< 20	ND< 0.20	ND< 0.20	ND< 0.20	ND< 10	ND< 0.40	ND< 0.20		ND< 0.20	ND< 0.20	ND< 2.5	ND< 0.20	ND< 0.20
1,2-Dibromo-3-chloropropane	0.04	ND< 0.20	ND< 0.20	ND< 20	ND< 0.20	ND< 0.20	ND< 0.20	ND< 10	ND< 0.40	ND< 0.20		ND< 0.20	ND< 0.20	ND< 2.5	ND< 0.20	ND< 0.20
1,2-Dibromoethane	0.0006	ND< 0.20	ND< 0.20	ND< 20	ND< 0.20	ND< 0.20	ND< 0.20	ND< 10	ND< 0.40	ND< 0.20		ND< 0.20	ND< 0.20	ND< 2.5	ND< 0.20	ND< 0.20
1,2-Dichlorobenzene	3	ND< 0.20	ND< 0.20	ND< 20	ND< 0.20	ND< 0.20	ND< 0.20	ND< 10	ND< 0.40	ND< 0.20		ND< 0.20	ND< 0.20	ND< 2.5	ND< 0.20	ND< 0.20
1,2-Dichloroethane	0.6	0.26 J	ND< 0.2	ND< 20	ND< 0.20	ND< 0.20	ND< 0.20	ND< 10	ND< 0.40	ND< 0.20		ND< 0.20	ND< 0.20	ND< 2.5	2.3	1.0
1,2-Dichloropropane	1	ND< 0.20	ND< 0.20	ND< 20	ND< 0.20	ND< 0.20	ND< 0.20	ND< 10	ND< 0.40	ND< 0.20		ND< 0.20	ND< 0.20	ND< 2.5	ND< 0.20	ND< 0.20
1,3-Dichlorobenzene	3	ND< 0.20	ND< 0.20	ND< 20	ND< 0.20	ND< 0.20	ND< 0.20	ND< 10	ND< 0.40	ND< 0.20		ND< 0.20	ND< 0.20	ND< 2.5	ND< 0.20	ND< 0.20
1,4-Dichlorobenzene	3	ND< 0.20	ND< 0.20	ND< 20	ND< 0.20	ND< 0.20	ND< 0.20	ND< 10	ND< 0.40	ND< 0.20		ND< 0.20	ND< 0.20	ND< 2.5	ND< 0.20	ND< 0.20
2-Butanone	50*	ND< 0.20	ND< 0.20	ND< 20	ND< 0.20	ND< 0.20	ND< 0.20	ND< 10	ND< 0.40	ND< 0.20		ND< 0.20	ND< 0.20	ND< 2.5	ND< 0.20	ND< 0.20
2-Hexanone	50*	ND< 0.20	ND< 0.20	ND< 20	ND< 0.20	ND< 0.20	ND< 0.20	ND< 10	ND< 0.40	ND< 0.20		ND< 0.20	ND< 0.20	ND< 2.5	ND< 0.20	ND< 0.20
Methyl isobutyl ketone (4-Methyl-2-pentanone)	NS	1.60 ICV-E	ND< 0.20	ND< 20	ND< 0.20	ND< 0.20	1	ND< 10	1.6	ND< 0.20		0.40 J	0.44 J	ND< 2.5	ND< 0.20	ND< 0.20
Acetone	50*	6.4 CCV-E, Scal	3.1	ND< 100	4.9	ND< 1.0	2.1	ND< 50	ND< 2.0	ND< 1.00		ND< 1.0	2.3 CCV-E	ND< 5.0	ND< 1.0	ND< 1.0
Benzene	5	0.42 J	ND< 0.2	ND< 20	ND< 0.20	0.3 J	0.26 J	ND< 10	ND< 0.40	ND< 0.20		0.20 J	ND< 0.20	ND< 2.5	0.77	0.34 J
Bromochloromethane	1	ND< 0.20	ND< 0.20	ND< 20	ND< 0.20	ND< 0.20	ND< 0.20	ND< 10	ND< 0.40	ND< 0.20		ND< 0.20	ND< 0.20	ND< 2.5	ND< 0.20	ND< 0.20
Bromodichloromethane	50*	ND< 0.20	ND< 0.20	ND< 20	ND< 0.20	ND< 0.20	ND< 0.20	ND< 10	ND< 0.40	ND< 0.20		ND< 0.20	ND< 0.20	ND< 2.5	ND< 0.20	ND< 0.20
Bromoform	50*	ND< 0.20	ND< 0.20	ND< 20	ND< 0.20	ND< 0.20	ND< 0.20	ND< 10	ND< 0.40	ND< 0.20		ND< 0.20	ND< 0.20	ND< 2.5	ND< 0.20	ND< 0.20
Bromomethane	5	ND< 0.20	ND< 0.20	ND< 20	ND< 0.20	ND< 0.20	ND< 0.20	ND< 10	ND< 0.40	ND< 0.20		ND< 0.20	ND< 0.20	ND< 2.5	ND< 0.20	1.5 CCV-E, ICV
Carbon disulfide	60*	0.37 J	ND< 0.2	ND< 20	ND< 0.20	0.23 J	ND< 0.2	ND< 10	ND< 0.40	ND< 0.20		0.49 J	0.41 J	ND< 2.5	0.24 J	17
Carbon tetrachloride	5	ND< 0.20	ND< 0.20	ND< 20	ND< 0.20	ND< 0.20	ND< 0.20	ND< 10	ND< 0.40	ND< 0.20		ND< 0.20	ND< 0.20	ND< 2.5	ND< 0.20	ND< 0.20
Chlorobenzene	5	ND< 0.20	ND< 0.20	ND< 20	ND< 0.20	ND< 0.20	ND< 0.20	ND< 10	ND< 0.40	ND< 0.20		ND< 0.20	ND< 0.20	ND< 2.5	ND< 0.20	ND< 0.20
Chloroethane	5	0.85	ND< 0.20	ND< 20	1.4	2.5	1.7	ND< 10	2.5	ND< 0.20		0.88	1.3 CCV-E	ND< 2.5	0.84	ICV-E
Chloroform	7	ND< 0.20	ND< 0.20	ND< 20	ND< 0.20	ND< 0.20	ND< 0.20	ND< 10	4.3	ND< 0.20		ND< 0.20	ND< 0.20	ND< 2.5	ND< 0.20	ND< 0.20
Chloromethane	5	ND< 0.20	ND< 0.20	ND< 20	ND< 0.20	ND< 0.20	ND< 0.20	ND< 10	ND< 0.40	ND< 0.20		ND< 0.20	ND< 0.20	ND< 2.5	ND< 0.20	ND< 0.20
cis-1,2-Dichloroethylene	5	2,300 VOA-HDSP	170	1,800	110	130	560	330	1,000	39		140	10	ND< 2.5	5,500	1,500
cis-1,3-Dichloropropylene	NS	ND< 0.20	ND< 0.20	ND< 20	ND< 0.20	ND< 0.20	ND< 0.20	ND< 10	ND< 0.40	ND< 0.20		ND< 0.20	ND< 0.20	ND< 2.5	ND< 0.20	ND< 0.20
Cyclohexane	0.4*	ND< 0.20	ND< 0.20	ND< 20	ND< 0.20	ND< 0.20	ND< 0.20	ND< 10	ND< 0.40	ND< 0.20		ND< 0.20	ND< 0.20	ND< 2.5	ND< 0.20	ND< 0.20
Dibromochloromethane	50*	ND< 0.20	ND< 0.20	ND< 20	ND< 0.20	ND< 0.20	ND< 0.20	ND< 10	ND< 0.40	ND< 0.20		ND< 0.20	ND< 0.20	ND< 2.5	ND< 0.20	ND< 0.20
Dichlorodifluoromethane	5	110	63	160	7.8	59	88	78 CCV-E	130	16		89	7.2 CCV-E	ND< 2.5	420	270 ICV-E, J
Ethyl Benzene	5	10	0.5	ND< 20	ND< 0.20	4.2	1.2	ND< 10	4.8	0.43 J		1.5	0.22 J	ND< 2.5	4.8	ND< 0.20
Isopropylbenzene	NS	0.45 J	ND< 0.2	ND< 20	ND< 0.20	ND< 0.20	ND< 0.20	ND< 10	ND< 0.40	ND< 0.20		ND< 0.20	ND< 0.20	ND< 2.5	0.26 J	ND< 0.20
Methyl acetate	5	ND< 0.20	ND< 0.20	ND< 20	ND< 0.20	ND< 0.20	ND< 0.20	ND< 10	ND< 0.40	ND< 0.20		ND< 0.20	ND< 0.20	ND< 2.5	ND< 0.20	ND< 0.20
Methyl tert-butyl ether (MTBE)	NS	ND< 0.20	ND< 0.20	ND< 20	ND< 0.20	ND< 0.20	ND< 0.20	ND< 10	ND< 0.40	ND< 0.20		ND< 0.20	ND< 0.20	ND< 2.5	ND< 0.20	ND< 0.20
Methylcyclohexane	10*	1.3	ND< 0.2	ND< 20	ND< 0.20	0.74	ND< 0.2	ND< 10	ND< 0.40	ND< 0.20		ND< 0.20	ND< 0.20	ND< 2.5	0.46 J	0.30 J
Methylene chloride	5	ND< 1	ND< 1	ND< 100	ND< 1.0	ND< 1.0	ND< 1.0	ND< 50	ND< 0.40	ND< 1.00		ND< 1.0	ND< 1.0	ND< 2.5	ND< 1.0	ND< 1.0
o-Xylene	5	6.1	0.35 J	ND< 20	0.31 J	3.7	1.5	ND< 10	2.6	ND< 0.20		0.89	ND< 0.20	ND< 2.5	2.5	1.0
p- & m- Xylenes	5	29	1.8	ND< 50	0.81 J	8.9	3.5	ND< 25	15	ND< 0.50		4.3	0.50 J	ND< 5.0	8.1	0.50 J
Styrene	5	ND< 0.20	ND< 0.20	ND< 20	ND< 0.20	ND< 0.20	ND< 0.20	ND< 10	ND< 0.40	ND< 0.20		ND< 0.20	ND< 0.20	ND< 2.5	ND< 0.20	ND< 0.20
Tetrachloroethylene	5	110	15 SCALE	240	4.6	6.1	14	16 QL-02	35	2.5		19	1.2	ND< 2.5	260	100
Toluene	5	8.4	0.81	ND< 20	ND< 0.20	5.9	1.5	ND< 10	4.7	0.32 J		1.8	0.6	ND< 2.5	5.1	0.42 J
trans-1,2-Dichloroethylene	5	58	0.55	ND< 20	0.37 J	5.0	5.4	ND< 10	3.1	ND< 0.20		1.0	0.27 J	ND< 2.5	69	100
trans-1,3-Dichloropropylene	0.4*	ND< 0.20	ND< 0.20	ND< 20	ND< 0.20	ND< 0.20	ND< 0.20	ND< 10	ND< 0.40	ND< 0.20		ND< 0.20	ND< 0.20	ND< 2.5	ND< 0.20	ND< 0.20
Trichloroethylene	5	68	8.8	280	4.0	5.8	15	16 QL-02, J	44	6.2		23	1.8	ND< 2.5	150	83
Trichlorofluoromethane (freon 11)	5	110	84	120	2.0	22	58	42	88	8.9		240	4.9	ND< 2.5	2,100	870
Vinyl Chloride	2	11	0.84	ND< 20	13	20	31	18 CCV-E, J	24	2.5		5.6	2.8 CCV-E	ND< 2.5	3.3	ICV-E
Total VOC concentration	NS	3,015.2	383.2	2,793.0	157.4	364.3	856.96	544.00	1489.60	90.04		622.56	78.33	0.00	8754.67	5110.06
Total CVOC concentration	NS	2,951.1	376.6	2,793.0	151.4	340.3	845.90	544.00	1460.90	89.29		612.98	73.91	0.00	8732.44	5089
Total Petro-VOC concentration	NS	54.37	3.46	0.00	1.12	23.00	7.96	0.00	27.10	0.75		8.69	1.27	0.00	21.53	2.26
Other VOC concentration	NS	9.67	3.10	0.00	4.90	0.97	3.10	0.00	1.60	0.00		0.89	3.15	0.00	0.70	18.80
Location of screen		On top of shallow clay (244' - 239' amsl)														

Well
Inaccessible -
Not Sampled

na

Groundwater Analytical Results Summary
136 Fuller Road, Albany, New York - BCP Site # C401055
LaBella Project # 2222575

Sample Location Sample ID: FRMW (Fuller Rd Monitoring Well)- Well ID# (approx. depth to well bottom) and (Screen Interval)	6 NYCRR Part 703.5	MW25																
		FRMW-MW25-X10 (5-10')																
		8/27/2020	12/14/2020	3/12/2021	6/16/2021	9/29/2021	12/15/2021	4/1/2022	6/6/2022	9/22/2022	12/14/2022	3/30/2023	6/21/2023	9/12/2023	12/20/2023	3/19/2024	6/10/2024	9/5/2024
Lab Sample ID	20H1134-02	20L0785-02	21C0753-03	21F0819-14	21J0004-02	21L1055-02	22D0076-02	22F0429-08	22I1220-02	22L0969-02	23D0011-02	23F1500-07	23I0834-02	23L1487-01	24C318-02	24F0876-07	24I0384-07	
Groundwater Elevation (ft.)	243.26	242.17	243.25	243.40	243.62	242.13	243.47	241.44	241.12	241.8	241.92	240.59	240.81	241.65	242.14	240.85	240.74	
Analyte	ppb	ppb	ppb	ppb	ppb	ppb	ppb	ppb	ppb	ppb	ppb	ppb	ppb	ppb	ppb	ppb	ppb	
1,1,1-Trichloroethane	5	ND< 5.0	ND< 0.20	ND< 0.20	ND< 0.20	0.94	6.5	ND< 0.20	0.56	ND< 0.20	ND< 0.20	ND< 0.20	1.3	ND< 0.20	ND< 0.266	0.33 J	ND< 0.20	ND< 0.20
1,1,2,2-Tetrachloroethane	5	ND< 5.0	ND< 0.20	ND< 0.20	ND< 0.20	ND< 0.20	ND< 0.20	ND< 0.20	ND< 0.20	ND< 0.20	ND< 0.20	ND< 0.20	ND< 0.20	ND< 0.20	ND< 0.256	ND< 0.200	ND< 0.20	ND< 0.20
1,1,2-Trichloro-1,2,2-trifluoroethane	5	ND< 5.0	ND< 0.20	ND< 0.20	ND< 0.20	ND< 0.20	ND< 0.20	ND< 0.20	ND< 0.20	ND< 0.20	ND< 0.20	ND< 0.20	ND< 0.20	ND< 0.20	ND< 0.286	ND< 0.200	ND< 0.20	ND< 0.20
1,1,2-Trichloroethane	1	ND< 5.0	ND< 0.20	ND< 0.20	0.38 J	ND< 0.20	ND< 0.20	ND< 0.20	ND< 0.20	ND< 0.20	ND< 0.20	ND< 0.20	ND< 0.20	ND< 0.20	ND< 0.249	ND< 0.200	ND< 0.20	ND< 0.20
1,1-Dichloroethane	5	36	2.6	ND< 0.20	ND< 0.20	35	170	10	57	53	12	2	93	0.33 J	ND< 0.272	94	72	39
1,1-Dichloroethylene	5	5.5 J	ND< 0.20	ND< 0.20	ND< 0.20	4.0	29	1.3	5.4	ND< 0.20	ND< 0.20	ND< 0.20	8.7	ND< 0.20	ND< 0.327	12	11	3
1,2,3-Trichlorobenzene	5	ND< 5.0	na	ND< 0.20	ND< 0.20	ND< 0.20	ND< 0.20	ND< 0.20	ND< 0.20	ND< 0.20	ND< 0.20	ND< 0.20	ND< 0.20	ND< 0.20	ND< 0.222	ND< 0.200	ND< 0.20	ND< 0.20
1,2,4-Trichlorobenzene	5	ND< 5.0	ND< 0.20	ND< 0.20	ND< 0.20	ND< 0.20	ND< 0.20	ND< 0.20	ND< 0.20	ND< 0.20	ND< 0.20	ND< 0.20	ND< 0.20	ND< 0.20	ND< 0.138	ND< 0.200	ND< 0.20	ND< 0.20
1,2-Dibromo-3-chloropropane	0.04	ND< 5.0	ND< 0.20	ND< 0.20	ND< 0.20	ND< 0.20	ND< 0.20	ND< 0.20	ND< 0.20	ND< 0.20	ND< 0.20	ND< 0.20	ND< 0.20	ND< 0.20	ND< 0.432	ND< 0.200	ND< 0.20	ND< 0.20
1,2-Dibromoethane	0.0006	ND< 5.0	ND< 0.20	ND< 0.20	ND< 0.20	ND< 0.20	ND< 0.20	ND< 0.20	ND< 0.20	ND< 0.20	ND< 0.20	ND< 0.20	ND< 0.20	ND< 0.20	ND< 0.215	ND< 0.200	ND< 0.20	ND< 0.20
1,2-Dichlorobenzene	3	ND< 5.0	na	ND< 0.20	ND< 0.20	ND< 0.20	ND< 0.20	ND< 0.20	ND< 0.20	ND< 0.20	ND< 0.20	ND< 0.20	ND< 0.20	ND< 0.20	ND< 0.270	ND< 0.200	ND< 0.20	ND< 0.20
1,2-Dichloroethane	0.6	ND< 5.0	ND< 0.20	0.37 J	0.50	ND< 0.20	ND< 0.20	ND< 0.20	0.42 J	ND< 0.20	ND< 0.20	ND< 0.20	0.3 J	ND< 0.20	ND< 0.377	ND< 0.250	0.28 J	ND< 0.20
1,2-Dichloropropane	1	ND< 5.0	ND< 0.20	ND< 0.20	ND< 0.20	ND< 0.20	ND< 0.20	ND< 0.20	ND< 0.20	ND< 0.20	ND< 0.20	ND< 0.20	ND< 0.20	ND< 0.20	ND< 0.327	ND< 0.200	ND< 0.20	ND< 0.20
1,3-Dichlorobenzene	3	ND< 5.0	na	ND< 0.20	ND< 0.20	ND< 0.20	ND< 0.20	ND< 0.20	ND< 0.20	ND< 0.20	ND< 0.20	ND< 0.20	ND< 0.20	ND< 0.20	ND< 0.283	ND< 0.200	ND< 0.20	ND< 0.20
1,4-Dichlorobenzene	3	ND< 5.0	na	ND< 0.20	ND< 0.20	ND< 0.20	ND< 0.20	ND< 0.20	ND< 0.20	ND< 0.20	ND< 0.20	ND< 0.20	ND< 0.20	ND< 0.20	ND< 0.311	ND< 0.200	ND< 0.20	ND< 0.20
2-Butanone	50*	ND< 5.0	ND< 0.20	ND< 0.20	ND< 0.20	ND< 0.20	ND< 0.20	ND< 0.20	ND< 0.20	ND< 0.20	ND< 0.20	ND< 0.20	ND< 0.20	ND< 0.20	ND< 0.421	ND< 0.200	ND< 0.20	ND< 0.20
2-Hexanone	50*	ND< 10	ND< 0.20	ND< 0.20	ND< 0.20	ND< 0.20	ND< 0.20	ND< 0.20	ND< 0.20	ND< 0.20	ND< 0.20	ND< 0.20	ND< 0.20	ND< 0.20	ND< 0.320	ND< 0.200	ND< 0.20	ND< 0.20
Methyl isobutyl ketone (4-Methyl-2-pentanone)	NS	ND< 5.0	ND< 0.20	ND< 0.20	ND< 0.20	ND< 0.20	ND< 0.20	ND< 0.20	ND< 0.20	ND< 0.20	ND< 0.20	ND< 0.20	ND< 0.20	ND< 0.20	ND< 0.365	ND< 0.200	ND< 0.20	ND< 0.20
Acetone	50*	ND< 5.0	1.3 J	2.1	1.2 CCV-E,J	1.8 J	ND< 1	ND< 1	2.3	ND< 1	ND< 1	2.1	4.5	1.3 J	ND< 1.34	ND< 1	3.6	5.1
Benzene	5	ND< 5.0	ND< 0.2	0.28 J	0.38 J	ND< 0.20	0.4 J	ND< 0.20	ND< 0.20	ND< 0.20	ND< 0.20	ND< 0.20	ND< 0.20	ND< 0.20	ND< 0.279	ND< 0.200	ND< 0.20	ND< 0.20
Bromochloromethane	1	ND< 5.0	na	ND< 0.20	ND< 0.20	ND< 0.20	ND< 0.20	ND< 0.20	ND< 0.20	ND< 0.20	ND< 0.20	ND< 0.20	ND< 0.20	ND< 0.20	ND< 0.354	ND< 0.200	ND< 0.20	ND< 0.20
Bromodichloromethane	50*	ND< 5.0	ND< 0.20	ND< 0.20	ND< 0.20	ND< 0.20	ND< 0.20	ND< 0.20	ND< 0.20	ND< 0.20	ND< 0.20	ND< 0.20	ND< 0.20	ND< 0.20	ND< 0.245	ND< 0.200	ND< 0.20	ND< 0.20
Bromoform	50*	ND< 5.0	ND< 0.20	ND< 0.20	ND< 0.20	ND< 0.20	ND< 0.20	ND< 0.20	ND< 0.20	ND< 0.20	ND< 0.20	ND< 0.20	ND< 0.20	ND< 0.20	ND< 0.163	ND< 0.200	ND< 0.20	ND< 0.20
Bromomethane	5	ND< 5.0	ND< 0.20	ND< 0.20	ND< 0.20	ND< 0.20	ND< 0.20	ND< 0.20	ND< 0.20	ND< 0.20	ND< 0.20	ND< 0.20	ND< 0.20	ND< 0.20	ND< 0.119	ND< 0.200	ND< 0.20	ND< 0.20
Carbon disulfide	60*	ND< 5.0	ND< 0.20	ND< 0.20	ND< 0.20	ND< 0.20	ND< 0.20	ND< 0.20	0.46 JB	ND< 0.20	ND< 0.20	ND< 0.20	ND< 0.20	ND< 0.20	ND< 0.362	ND< 0.200	ND< 0.20	ND< 0.20
Carbon tetrachloride	5	ND< 5.0	ND< 0.20	ND< 0.20	ND< 0.20	ND< 0.20	ND< 0.20	ND< 0.20	ND< 0.20	ND< 0.20	ND< 0.20	ND< 0.20	ND< 0.20	ND< 0.20	ND< 0.204	ND< 0.200	ND< 0.20	ND< 0.20
Chlorobenzene	5	ND< 5.0	ND< 0.20	ND< 0.20	ND< 0.20	ND< 0.20	ND< 0.20	ND< 0.20	ND< 0.20	ND< 0.20	ND< 0.20	ND< 0.20	ND< 0.20	ND< 0.20	ND< 0.284	ND< 0.200	ND< 0.20	ND< 0.20
Chloroethane	5	ND< 5.0	ND< 0.20	ND< 0.20	ND< 0.20	2.1	6.5	1.6	2.7	5.0	3.0	ND< 0.20	4.3	ND< 0.20	ND< 0.448	6.4	13	2.9
Chloroform	7	ND< 5.0	ND< 0.20	ND< 0.20	ND< 0.20	ND< 0.20	ND< 0.20	ND< 0.20	ND< 0.20	ND< 0.20	ND< 0.20	ND< 0.20	ND< 0.20	ND< 0.20	ND< 0.24	ND< 0.200	ND< 0.20	ND< 0.20
Chloromethane	5	ND< 5.0	ND< 0.20	ND< 0.20	ND< 0.20	ND< 0.20	ND< 0.20	ND< 0.20	ND< 0.20	ND< 0.20	ND< 0.20	ND< 0.20	ND< 0.20	ND< 0.20	ND< 0.372	ND< 0.200	ND< 0.20	ND< 0.20
cis-1,2-Dichloroethylene	5	11,000 E	32	ND< 0.20	ND< 0.20	270	340	10	62	3.7	3.7	0.58	29	0.93	0.32	54	15	21
cis-1,3-Dichloropropylene	NS	ND< 5.0	ND< 0.20	ND< 0.20	ND< 0.20	ND< 0.20	ND< 0.20	ND< 0.20	ND< 0.20	ND< 0.20	ND< 0.20	ND< 0.20	ND< 0.20	ND< 0.20	ND< 0.262	ND< 0.200	ND< 0.20	ND< 0.20
Cyclohexane	0.4*	ND< 5.0	na	ND< 0.20	ND< 0.20	ND< 0.20	ND< 0.20	ND< 0.20	ND< 0.20	ND< 0.20	ND< 0.20	ND< 0.20	ND< 0.20	ND< 0.20	ND< 0.491	ND< 0.200	ND< 0.20	ND< 0.20
Dibromochloromethane	50*	ND< 5.0	ND< 0.20	ND< 0.20	ND< 0.20	ND< 0.20	ND< 0.20	ND< 0.20	ND< 0.20	ND< 0.20	ND< 0.20	ND< 0.20	ND< 0.20	ND< 0.20	ND< 0.146	ND< 0.200	ND< 0.20	ND< 0.20
Dichlorodifluoromethane	5	41	3.1	ND< 0.20	ND< 0.20	19	120	2	2.8	3.2	1.5	ND< 0.20	13	ND< 0.20	ND< 0.451	28	2.9	3.8
Ethyl Benzene	5	ND< 5.0	ND< 0.20	2.3	4.0	ND< 0.20	1.4	ND< 0.20	ND< 0.20	ND< 0.20	ND< 0.20	ND< 0.20	ND< 0.20	ND< 0.20	ND< 0.290	ND< 0.200	ND< 0.20	ND< 0.20
Isopropylbenzene	NS	ND< 5.0	ND< 0.20	ND< 0.20	0.26 J	ND< 0.20	ND< 0.20	ND< 0.20	ND< 0.20	ND< 0.20	ND< 0.20	ND< 0.20	ND< 0.20	ND< 0.20	ND< 0.405	ND< 0.200	ND< 0.20	ND< 0.20
Methyl acetate	5	ND< 5.0	na	ND< 0.20	ND< 0.20	ND< 0.20	ND< 0.20	ND< 0.20	ND< 0.20	ND< 0.20	ND< 0.20	ND< 0.20	ND< 0.20	ND< 0.20	ND< 0.442	ND< 0.200	ND< 0.20	ND< 0.20
Methyl tert-butyl ether (MTBE)	NS	ND< 5.0	ND< 0.20	ND< 0.20	ND< 0.20	ND< 0.20	ND< 0.20	ND< 0.20	ND< 0.20	ND< 0.20	ND< 0.20	ND< 0.20	ND< 0.20	ND< 0.20	ND< 0.244	ND< 0.200	ND< 0.20	ND< 0.20
Methylcyclohexane	10*	ND< 10	na	0.2 J	0.60	ND< 0.20	ND< 0.20	ND< 0.20	ND< 0.20	ND< 0.20	ND< 0.20	ND< 0.20	ND< 0.20	ND< 0.20	ND< 0.477	ND< 0.200	ND< 0.20	ND< 0.20
Methylene chloride	5	ND< 5.0	ND< 1	ND< 1	ND< 1.0	ND< 1.0	ND< 1.0	ND< 1.0	ND< 1.0	1.9 J	ND< 1.0	ND< 1.0	ND< 1.0	ND< 1.0	ND< 0.397	ND< 1	ND< 1.0	ND< 1.0
o-Xylene	5	ND< 5.0	ND< 0.20	1.1	1.7	ND< 0.20	0.75	ND< 0.20	ND< 0.20	ND< 0.20	ND< 0.20	ND< 0.20	ND< 0.20	ND< 0.20	ND< 0.261	ND< 0.200	ND< 0.20	ND< 0.20
p- & m- Xylenes	5	ND< 5.0	ND< 0.20	ND< 0.20	ND< 0.20	ND< 0.50	0.51 J	ND< 0.20	ND< 0.20	ND< 0.50	ND< 0.50	ND< 0.50	ND< 0.50	ND< 0.50	ND< 0.578	ND< 0.500	ND< 0.50	ND< 0.50
Styrene	5	ND< 5.0	ND< 0.20	ND< 0.20	ND< 0.20	ND< 0.20	ND< 0.20	ND< 0.20	ND< 0.20	ND< 0.20	ND< 0.20	ND< 0.20	ND< 0.20	ND< 0.20	ND< 0.255	ND< 0.200	ND< 0.20	ND< 0.20
Tetrachloroethylene	5	27	3	ND< 0.20	ND< 0.20	4.2	25	0.71	2.7	3.7	ND< 0.20	ND< 0.20	1.3	0.30 J	ND< 0.239	ND< 3.200	0.56	1.56
Toluene	5	ND< 5.0	ND< 0.20	1.9	2.8	ND< 0.20	0.74	ND< 0.20	ND< 0.20	ND< 0.20	ND< 0.20	ND< 0.20	ND< 0.20	ND< 0.20	ND< 0.346	ND< 0.200	ND< 0.20	ND< 0.20
trans-1,2-Dichloroethylene	5	ND< 5.0	0.44 J	ND< 0.20	ND< 0.20	0.32 J	1.1	ND< 0.20	ND< 0.20	0.24 J	ND< 1.20	ND< 1.20	ND< 1.20	ND< 0.20	ND< 0.279	ND< 0.200	ND< 0.20	ND< 0.20
trans-1,3-Dichloropropylene	0.4*	ND< 5.0	ND< 0.20	ND< 0.20	ND< 0.20	ND< 0.20	ND< 0.20	ND< 0.20	ND< 0.20	ND< 0.20	ND< 0.20	ND< 0.20	ND< 0.20	ND< 0.20	ND< 0.229	ND< 0.200	ND< 0.20	ND< 0.20
Trichloroethylene	5	29	1.8	ND< 0.2														

Groundwater Analytical Results Summary
136 Fuller Road, Albany, New York - BCP Site # C401055
LaBella Project # 2222575

Sample Location Sample ID: FRMW (Fuller Rd Monitoring Well)- Well ID# (approx. depth to well bottom) and (Screen Interval) Sample Date Lab Sample ID Groundwater Elevation (ft.)	6 NYCRR Part 703.5	MW27 FRMW-MW27-X10 (5-10')																
		07/16/10	05/31/11	07/21/11	09/29/11	12/13/11	02/22/12	04/30/12	06/27/12	09/25/12	12/19/12	03/14/13	06/12/13	09/17/13	11/19/13	06/12/14	09/16/14	
		10G0511-14	11F0120-05	11G0750-05	11J0038-05	--	--	--	--	--	--	--	--	--	--	14F0651-10	--	
		245.56	240.02	240.02	242.01	239.25	<239	<239	<239	<239	<239	<239	<239	<239	na	240.91	<239	
Analyte	ppb	ppb	ppb	ppb	ppb	--	--	--	--	--	--	--	--	--	--	ppb	--	
1,1,1-Trichloroethane	5	8,500 J	250	1700 J	2.7											500		
1,1,2,2-Tetrachloroethane	5	ND< 2,500	ND< 50	ND< 50	ND< 5.0											ND< 50		
1,1,2-Trichloro-1,2,2-trifluoroethane	5	ND< 2,500	ND< 50	ND< 50	ND< 5.0											ND< 50		
1,1,2-Trichloroethane	1	ND< 2,500	ND< 50	ND< 50	ND< 5.0											ND< 50		
1,1-Dichloroethane	5	720 J	10 J	320	ND< 5.0											140		
1,1-Dichloroethylene	5	ND< 2,500	ND< 50	67	ND< 5.0											ND< 50		
1,2,3-Trichlorobenzene	5	na	na	na	na											ND< 50		
1,2,4-Trichlorobenzene	5	ND< 2,500	ND< 100	ND< 100	ND< 10											ND< 50		
1,2-Dibromo-3-chloropropane	0.04	ND< 2,500	ND< 100	ND< 100	ND< 10											ND< 50		
1,2-Dibromoethane	0.0006	ND< 2,500	ND< 50	ND< 50	ND< 5.0											ND< 50		
1,2-Dichlorobenzene	3	na	na	na	na											ND< 50		
1,2-Dichloroethane	0.6	ND< 2,500	ND< 50	ND< 50	ND< 5.0											ND< 50		
1,2-Dichloropropane	1	ND< 2,500	ND< 50	ND< 50	ND< 5.0											ND< 50		
1,3-Dichlorobenzene	3	na	na	na	na											ND< 50		
1,4-Dichlorobenzene	3	na	na	na	na											ND< 50		
2-Butanone	50*	ND< 2,500	ND< 100	ND< 100	ND< 10											ND< 50		
2-Hexanone	50*	ND< 2,500	ND< 50	ND< 50	ND< 5.0											ND< 50		
Methyl isobutyl ketone (4-Methyl-2-pentanone)	NS	ND< 5,000	ND< 100	ND< 100	ND< 10											ND< 50		
Acetone	50*	ND< 5,000 J	ND< 10 B	ND< 10 B	3.7											160 CCV-E, J		
Benzene	1	ND< 2,500	ND< 50	ND< 50	ND< 5.0											ND< 50		
Bromochloromethane	5	na	na	na	na											ND< 50		
Bromodichloromethane	50*	ND< 2,500	ND< 50	ND< 50	ND< 5.0											ND< 50		
Bromoform	50*	ND< 2,500	ND< 50	ND< 50	ND< 5.0											ND< 50		
Bromomethane	5	ND< 2,500	ND< 50	ND< 50	ND< 5.0											ND< 50		
Carbon disulfide	60*	ND< 2,500	ND< 50	ND< 50	ND< 5.0											ND< 50		
Carbon tetrachloride	5	ND< 2,500	ND< 50	ND< 50	ND< 5.0											ND< 50		
Chlorobenzene	5	ND< 2,500	ND< 50	ND< 50	ND< 5.0											ND< 50		
Chloroethane	5	ND< 2,500	ND< 50	23 J	ND< 5.0											ND< 50		
Chloroform	7	ND< 2,500	ND< 50	ND< 50	ND< 5.0											ND< 50		
Chloromethane	5	ND< 2,500	ND< 50	ND< 50	ND< 5.0											ND< 50		
cis-1,2-Dichloroethylene	5	1,200 J	21 J	280	19											300		
cis-1,3-Dichloropropylene	0.4 ⁺	ND< 2,500	ND< 50	ND< 50	ND< 5.0											ND< 50		
Cyclohexane	NS	na	na	na	na											ND< 50		
Dibromochloromethane	50*	ND< 2,500	ND< 50	ND< 50	ND< 5.0											ND< 50		
Dichlorodifluoromethane	5	ND< 2,500	ND< 50	94	ND< 5.0											76		
Ethyl Benzene	5	1,800 J	110	48 J	ND< 5.0											ND< 50		
Isopropylbenzene	5	ND< 2,500	ND< 50	ND< 50	ND< 5.0											ND< 50		
Methyl acetate	NS	na	na	na	na											ND< 50		
Methyl tert-butyl ether (MTBE)	10*	ND< 2,500	ND< 50	ND< 50	ND< 5.0											ND< 50		
Methylcyclohexane	NS	na	na	na	na											ND< 50		
Methylene chloride	5	ND< 2,500 J	ND< 10 B	ND< 10 B	3.1											ND< 200		
o-Xylene	5	2,300 J	180	100	ND< 5.0											58		
p- & m- Xylenes	5	7,100 J	650	280	1.6											ND< 100		
Styrene	5	ND< 2,500	ND< 50	ND< 50	ND< 5.0											ND< 50		
Tetrachloroethylene	5	22,000 J	6,700	10,000	66											14,000		
Toluene	5	1,900 J	56	180	ND< 5.0											35 J		
trans-1,2-Dichloroethylene	5	ND< 2,500	ND< 50	ND< 50	ND< 5.0											ND< 50		
trans-1,3-Dichloropropylene	0.4 ⁺	ND< 2,500	ND< 50	ND< 50	ND< 5.0											ND< 50		
Trichloroethylene	5	ND< 2,500	15 J	150	5.2											85		
Trichlorofluoromethane (freon 11)	5	880 J	34 J	ND< 2500	1.1											240		
Vinyl Chloride	2	ND< 2,500	ND< 50	ND< 50	ND< 5.0											ND< 50		
Total VOC concentration	NS	46,400	8,026	13,242	102											15,594		
Total CVOC concentration	NS	33,300	7,030	12,634	97											15,341		
Total Petro-VOC concentration	NS	13100.0	996.0	608.0	1.6	na	na	na	na	na	na	na	na	na		93.0	na	
Other VOC concentration	NS	0	0	0	3.7											160.0		
Location of screen		On top of shallow clay (244' - 239' amsl)																

WELL DRY - NOT SAMPLED

Well column full of ice - not sampled

Well Dry - Not sampled

Groundwater Analytical Results Summary
136 Fuller Road, Albany, New York - BCP Site # C401055
LaBella Project # 2222575

Sample Location Sample ID: FRMW (Fuller Rd Monitoring Well)- Well ID# (approx. depth to well bottom) and (Screen Interval) Sample Date Lab Sample ID Groundwater Elevation (ft.)	6 NYCRR Part 703.5	MW27 FRMW-MW27-X10 (5-10')															
		12/15/14	03/17/15	06/25/15	09/16/15	11/30/15	03/03/16	05/26/16	09/29/16	10/31/16	12/1/2016	3/28/2017	6/28/2017	9/29/2017	12/11/2017	3/29/2018	6/14/2018
		14L0667-07 240.90	-- --	15F1052-12 241.53	15I0617-08 240.68	15L0018-08 240.86	16C0192-09 242.13	16E1165-14 241.75	16I1131-05 242.70	16K0022-04 242.84	16L0074-05 242.43	17C1158-01 243.50	17F1193-12 241.89	17J0005-03 241.24	17L0427-04 240.79	18C1190-02 242.21	18F0674-14 241.93
Analyte	ppb	ppb	--	ppb	ppb	ppb	ppb	ppb	ppb	ppb	ppb	ppb	ppb	ppb	ppb	ppb	
1,1,1-Trichloroethane	5	88		11	140	33	2.8	6.2	3.6	1.7	ND< 2	ND< 0.2	7.5	1.9	5.6	1.6	1.9 J
1,1,2,2-Tetrachloroethane	5	ND< 0.5		ND< 0.5	ND< 0.2	ND< 0.2	ND< 0.2	ND< 0.5	ND< 0.20	ND< 0.20	ND< 2	ND< 0.2	ND< 2.0	ND< 0.20	ND< 0.20	ND< 0.20	ND< 1.0
1,1,2-Trichloro-1,2,2-trifluoroethane	5	ND< 0.5		ND< 0.5	ND< 0.2	ND< 0.2	ND< 0.2	ND< 0.5	ND< 0.20	ND< 0.20	ND< 2	ND< 0.2	ND< 2.0	ND< 0.20	ND< 0.20	ND< 0.20	ND< 1.0
1,1,2-Trichloroethane	1	ND< 0.5		ND< 0.5	ND< 0.2	ND< 0.2	ND< 0.2	ND< 0.5	ND< 0.20	ND< 0.20	ND< 2	ND< 0.2	ND< 2.0	ND< 0.20	ND< 0.20	ND< 0.20	ND< 1.0
1,1-Dichloroethane	5	5.8		4.7	140 D	32	0.92	3.6	3	1.7	13	ND< 0.2	13	86	29	2.1	ND< 1.0
1,1-Dichloroethylene	5	2.3		1.5	46	11	0.22 J	0.82	0.49	ND< 0.20	ND< 2	ND< 0.2	5.6	4.2	2.1	0.46 J	ND< 1.0
1,2,3-Trichlorobenzene	5	ND< 0.5		ND< 0.5	ND< 0.2	ND< 0.2	ND< 0.2	ND< 0.5	ND< 0.20	ND< 0.20	ND< 2	ND< 0.2	ND< 2.0	ND< 0.20	ND< 0.20	ND< 0.20	ND< 1.0
1,2,4-Trichlorobenzene	5	ND< 0.5		ND< 0.5	ND< 0.2	ND< 0.2	ND< 0.2	ND< 0.5	ND< 0.20	ND< 0.20	ND< 2	ND< 0.2	ND< 2.0	ND< 0.20	ND< 0.20	ND< 0.20	ND< 1.0
1,2-Dibromo-3-chloropropane	0.04	ND< 0.5		ND< 0.5	ND< 0.2	ND< 0.2	ND< 0.2	ND< 0.5	ND< 0.20	ND< 0.20	ND< 2	ND< 0.2	ND< 2.0	ND< 0.20	ND< 0.20	ND< 0.20	ND< 1.0
1,2-Dibromoethane	0.0006	ND< 0.5		ND< 0.5	ND< 0.2	ND< 0.2	ND< 0.2	ND< 0.5	ND< 0.20	ND< 0.20	ND< 2	ND< 0.2	ND< 2.0	ND< 0.20	ND< 0.20	ND< 0.20	ND< 1.0
1,2-Dichlorobenzene	3	ND< 0.5		ND< 0.5	ND< 0.2	ND< 0.2	ND< 0.2	ND< 0.5	ND< 0.20	ND< 0.20	ND< 2	ND< 0.2	ND< 2.0	ND< 0.20	ND< 0.20	ND< 0.20	ND< 1.0
1,2-Dichloroethane	0.6	ND< 0.5		ND< 0.5	0.28 J	ND< 0.2	ND< 0.2	ND< 0.5	ND< 0.20	ND< 0.20	ND< 2	ND< 0.2	ND< 2.0	0.69	ND< 0.20	ND< 0.20	ND< 1.0
1,2-Dichloropropane	1	ND< 0.5		ND< 0.5	ND< 0.2	ND< 0.2	ND< 0.2	ND< 0.5	ND< 0.20	ND< 0.20	ND< 2	ND< 0.2	ND< 2.0	ND< 0.20	ND< 0.20	ND< 0.20	ND< 1.0
1,3-Dichlorobenzene	3	ND< 0.5		ND< 0.5	ND< 0.2	ND< 0.2	ND< 0.2	ND< 0.5	ND< 0.20	ND< 0.20	ND< 2	ND< 0.2	ND< 2.0	ND< 0.20	ND< 0.20	ND< 0.20	ND< 1.0
1,4-Dichlorobenzene	3	ND< 0.5		ND< 0.5	ND< 0.2	ND< 0.2	ND< 0.2	ND< 0.5	ND< 0.20	ND< 0.20	ND< 2	ND< 0.2	ND< 2.0	ND< 0.20	ND< 0.20	ND< 0.20	ND< 1.0
2-Butanone	50*	ND< 0.5		ND< 0.5	ND< 0.2	ND< 0.2	ND< 0.8	ND< 0.5	ND< 0.20	ND< 0.20	ND< 2	ND< 0.2	ND< 2.0	ND< 0.20	ND< 0.20	ND< 0.20	ND< 1.0
2-Hexanone	50*	ND< 0.5		ND< 0.5	ND< 0.2	ND< 0.2	ND< 0.2	ND< 0.5	ND< 0.20	ND< 0.20	ND< 2	ND< 0.2	ND< 2.0	ND< 0.20	ND< 0.20	ND< 0.20	ND< 1.0
Methyl isobutyl ketone (4-Methyl-2-pentanone)	NS	ND< 0.5		ND< 0.5	ND< 0.2	ND< 0.2	ND< 0.2	ND< 0.5	ND< 0.20	ND< 0.20	ND< 2	ND< 0.2	ND< 2.0	ND< 0.20	ND< 0.20	ND< 0.20	ND< 1.0
Acetone	50*	ND< 2		ND< 2	9.30 B	2.6	ND< 1	ND< 2	1.3 CCV-E,J	ND< 1	10 U	1.5 SCAL-E	21	8.5	ND< 1.0	1.5 J	ND< 5.0
Benzene	1	ND< 0.5		ND< 0.5	0.69	ND< 0.2	ND< 0.2	ND< 0.5	ND< 0.20	ND< 0.20	ND< 2	ND< 0.2	ND< 2.0	ND< 0.20	ND< 0.20	ND< 0.20	ND< 1.0
Bromochloromethane	5	ND< 0.5		ND< 0.5	ND< 0.2	ND< 0.2	ND< 0.2	ND< 0.5	ND< 0.20	ND< 0.20	ND< 2	ND< 0.2	ND< 2.0	ND< 0.20	ND< 0.20	ND< 0.20	ND< 1.0
Bromodichloromethane	50*	ND< 0.5		ND< 0.5	ND< 0.2	ND< 0.2	ND< 0.2	ND< 0.5	ND< 0.20	ND< 0.20	ND< 2	ND< 0.2	ND< 2.0	ND< 0.20	ND< 0.20	ND< 0.20	ND< 1.0
Bromoform	50*	ND< 0.5		ND< 0.5	ND< 0.2	ND< 0.2	ND< 0.2	ND< 0.5	ND< 0.20	ND< 0.20	ND< 2	ND< 0.2	ND< 2.0	ND< 0.20	ND< 0.20	ND< 0.20	ND< 1.0
Bromomethane	5	ND< 0.5		ND< 0.5	0.68 J	ND< 0.2	ND< 0.2	ND< 0.5	ND< 0.20	ND< 0.20	ND< 2	ND< 0.2	ND< 2.0	ND< 0.20	ND< 0.20	ND< 0.20	ND< 1.0
Carbon disulfide	60*	0.21 J		ND< 0.5	0.83	ND< 0.2	ND< 0.2	ND< 0.5	ND< 0.20	ND< 0.20	ND< 2	ND< 0.2	ND< 2.0	ND< 0.20	ND< 0.20	ND< 0.20	ND< 1.0
Carbon tetrachloride	5	ND< 0.5	Well Dry - Not sampled	ND< 0.5	ND< 0.2	ND< 0.2	ND< 0.2	ND< 0.5	ND< 0.20	ND< 0.20	ND< 2	ND< 0.2	ND< 2.0	ND< 0.20	ND< 0.20	ND< 0.20	ND< 1.0
Chlorobenzene	5	ND< 0.5		ND< 0.5	ND< 0.2	ND< 0.2	ND< 0.2	ND< 0.5	ND< 0.20	ND< 0.20	ND< 2	ND< 0.2	ND< 2.0	ND< 0.20	ND< 0.20	ND< 0.20	ND< 1.0
Chloroethane	5	ND< 0.5		ND< 0.5	1.20	0.3 J	ND< 0.2	ND< 0.5	ND< 0.20	ND< 0.20	5.6 CCV-E	ND< 0.2	ND< 2.0	2.4	ND< 0.20	ND< 0.20	ND< 1.0
Chloroform	7	ND< 0.5		ND< 0.5	0.21 J	ND< 0.2	ND< 0.2	ND< 0.5	ND< 0.20	ND< 0.20	ND< 2	ND< 0.2	ND< 2.0	ND< 0.20	ND< 0.20	ND< 0.20	ND< 1.0
Chloromethane	5	ND< 0.5		ND< 0.5	ND< 0.2	ND< 0.2	ND< 0.2	ND< 0.5	ND< 0.20	ND< 0.20	ND< 2	ND< 0.2	ND< 2.0	ND< 0.20	ND< 0.20	ND< 0.20	ND< 1.0
cis-1,2-Dichloroethylene	5	73		64	500 D	120	2.2	10	15	9.2	42	0.54	110	86	390	7.7	26
cis-1,3-Dichloropropylene	0.4 ⁺	ND< 0.5		ND< 0.5	ND< 0.2	ND< 0.2	ND< 0.2	ND< 0.5	ND< 0.20	ND< 0.20	ND< 2	ND< 0.2	ND< 2.0	ND< 0.20	ND< 0.20	ND< 0.20	ND< 1.0
Cyclohexane	NS	ND< 0.5		ND< 0.5	ND< 0.2	ND< 0.2	ND< 0.2	ND< 0.5	ND< 0.20	ND< 0.20	ND< 2	ND< 0.2	ND< 2.0	ND< 0.20	ND< 0.20	ND< 0.20	ND< 1.0
Dibromochloromethane	50*	ND< 0.5		ND< 0.5	ND< 0.2	ND< 0.2	ND< 0.2	ND< 0.5	ND< 0.20	ND< 0.20	ND< 2	ND< 0.2	ND< 2.0	ND< 0.20	ND< 0.20	ND< 0.20	ND< 1.0
Dichlorodifluoromethane	5	12		8.1	130	54	1.7	9.2	4.7	2.1	ND< 2	0.58	24	59	53	4.9	ND< 1.0
Ethyl Benzene	5	0.98		0.43 J	2.30	0.43 J	ND< 0.2	ND< 0.5	ND< 0.20	ND< 0.20	ND< 2	ND< 0.2	ND< 2.0	3.2	0.22	ND< 0.2	ND< 1.0
Isopropylbenzene	5	ND< 0.5		ND< 0.5	ND< 0.2	ND< 0.2	ND< 0.2	ND< 0.5	ND< 0.20	ND< 0.20	ND< 2	ND< 0.2	ND< 2.0	ND< 0.20	ND< 0.20	ND< 0.20	ND< 1.0
Methyl acetate	NS	ND< 0.5		ND< 0.5	ND< 0.2	ND< 0.2	ND< 0.2	ND< 0.5	ND< 0.20	ND< 0.20	ND< 2	ND< 0.2	ND< 2.0	ND< 0.20	ND< 0.20	ND< 0.20	ND< 1.0
Methyl tert-butyl ether (MTBE)	10*	ND< 0.5		ND< 0.5	ND< 0.2	ND< 0.2	ND< 0.2	ND< 0.5	ND< 0.20	ND< 0.20	ND< 2	ND< 0.2	ND< 2.0	ND< 0.20	ND< 0.20	ND< 0.20	ND< 1.0
Methylcyclohexane	NS	ND< 0.5		ND< 0.5	ND< 0.2	0.27 J	ND< 0.2	ND< 0.5	ND< 0.20	ND< 0.20	ND< 2	ND< 0.2	ND< 2.0	ND< 0.20	ND< 0.20	ND< 0.20	ND< 1.0
Methylene chloride	5	1.8 J,B		ND< 2	ND< 1	ND< 1	ND< 1	ND< 2	ND< 1	ND< 1	ND< 10	ND< 1	ND< 10	ND< 1.00	ND< 1.0	ND< 1.0	ND< 5.0
o-Xylene	5	3.4		3.0	12	3.1	0.62	1.5	ND< 0.20	ND< 0.20	ND< 2	ND< 0.2	2.7 J	3.8	0.89	0.29 J	ND< 1.0
p- & m- Xylenes	5	3.4		0.51 J	3	0.51 J	0.63 J	ND< 1	ND< 0.5	ND< 0.50	ND< 5	ND< 0.5	ND< 5.0	5.2	0.64	ND< 0.5	ND< 2.5
Styrene	5	ND< 0.5		ND< 0.5	ND< 0.2	ND< 0.2	ND< 0.2	ND< 0.5	ND< 0.20	ND< 0.20	ND< 2	ND< 0.2	ND< 2.0	ND< 0.20	ND< 0.20	ND< 0.20	ND< 1.0
Tetrachloroethylene	5	1700		880	2400 D	2500 D	240 D	570	160 CCV-E	66 CCV-E, ICV-E	85 SCAL-E	49 SCAL-E	1,100	4.5 B	21	110	72 QL-02
Toluene	5	2.2		0.32 J	2.20	0.33 J	ND< 0.2	ND< 0.5	ND< 0.20	ND< 0.20	ND< 2	ND< 0.2	ND< 2.0	6.4	0.38	ND< 0.2	ND< 1.0
trans-1,2-Dichloroethylene	5	ND< 0.5		0.25 J	15	0.49 J	ND< 0.2	ND< 0.5	ND< 0.20	ND< 0.20	ND< 2	ND< 0.2	ND< 2.0	7.0	5.1	ND< 0.2	ND< 1.0
trans-1,3-Dichloropropylene	0.4 ⁺	ND< 0.5		ND< 0.5	ND< 0.2	ND< 0.2	ND< 0.2	ND< 0.5	ND< 0.20	ND< 0.20	ND< 2	ND< 0.2	ND< 2.0	ND< 0.20	ND< 0.20	ND< 0.20	ND< 1.0
Trichloroethylene	5	22		27	270	130	2.2	7.0	6.1	2.1	19.0	0.78	54	3.5	54	8.9	4.0 QL-02
Trichlorofluoromethane (freon 11)	5	84		14	130	78	5.6	17	7.4	3.8	ND< 2	0.69	26	8.9	15	7.0	ND< 1.0
Vinyl Chloride	2	ND< 0.5		ND< 0.5	0.9	ND< 0.2	ND< 0.2	ND< 0.5	ND< 0.20	ND< 0.20	5.8	ND< 0.2	ND< 2.0	17	84	0.72	ND< 1.0
Total VOC concentration	NS	1,999		1,015	3,805	2,966	257	625	202	87	180	53.1	1,363.8	308.2	660.9	145.2	103.9
Total CVOC concentration	NS	1,989		1,011	3,774	2,959	256										

Groundwater Analytical Results Summary
136 Fuller Road, Albany, New York - BCP Site # C401055
LaBella Project # 2222575

Sample Location Sample ID: FRMW (Fuller Rd Monitoring Well)- Well ID# (approx. depth to well bottom) and (Screen Interval) Sample Date Lab Sample ID Groundwater Elevation (ft.)	6 NYCRR Part 703.5	MW27 FRMW-MW27-X10 (5-10')												
		9/6/2018	12/6/2018	3/5/2019	6/11/2019	9/17/2019	12/17/2019	3/16/2020	6/10/2020	8/27/2020	12/14/2020	3/12/2021	6/16/2021	9/29/2021
		18I0297-05	18L0310-06	--	--	19I0905-03	19L0806-03	20C0746-05	20F0477-08	20H1134-03	20L0785-03	21C0753-04	21F0819-12	21I0004-03
		242.4	243.86	--	--	241.18	242.36	241.84	242.24	243.24	242.04	243.27	243.58	
Analyte	ppb	ppb	ppb	--	--	ppb	ppb	ppb	ppb	ppb	ppb	ppb	ppb	
1,1,1-Trichloroethane	5	4.2	ND< 0.20			94	ND< 2.5	5,200	2,000	1,200	61	7.6	0.65	ND< 0.20
1,1,2,2-Tetrachloroethane	5	ND< 0.40	ND< 0.20			ND< 0.20	ND< 2.5	ND< 50	ND< 0.20	ND< 62	ND< 0.20	ND< 0.20	ND< 0.20	ND< 0.20
1,1,2-Trichloro-1,2,2-trifluoroethane	5	ND< 0.40	ND< 0.20			ND< 0.20	ND< 2.5	ND< 50	ND< 0.20	ND< 62	ND< 0.20	ND< 0.20	ND< 0.20	ND< 0.20
1,1,2-Trichloroethane	1	ND< 0.40	ND< 0.20			ND< 0.20	ND< 2.5	ND< 50	ND< 0.20	ND< 62	ND< 0.20	ND< 0.20	ND< 0.20	ND< 0.20
1,1-Dichloroethane	5	5.5	ND< 0.20			11	ND< 2.5	1,200	540	560	63	0.1	0.68	ND< 0.20
1,1-Dichloroethylene	5	1.9	ND< 0.20			8.7	ND< 2.5	230	64	130	ND< 0.20	2.1	ND< 0.20	ND< 0.20
1,2,3-Trichlorobenzene	5	ND< 0.40	ND< 0.20			ND< 0.20	ND< 2.5	ND< 50	ND< 0.20	ND< 62	na	ND< 0.20	ND< 0.20	ND< 0.20
1,2,4-Trichlorobenzene	5	ND< 0.40	ND< 0.20			ND< 0.20	ND< 2.5	ND< 50	ND< 0.20	ND< 62	ND< 0.20	ND< 0.20	ND< 0.20	ND< 0.20
1,2-Dibromo-3-chloropropane	0.04	ND< 0.40	ND< 0.20			ND< 0.20	ND< 2.5	ND< 50	ND< 0.20	ND< 62	ND< 0.20	ND< 0.20	ND< 0.20	ND< 0.20
1,2-Dibromoethane	0.0006	ND< 0.40	ND< 0.20			ND< 0.20	ND< 2.5	ND< 50	ND< 0.20	ND< 62	ND< 0.20	ND< 0.20	ND< 0.20	ND< 0.20
1,2-Dichlorobenzene	3	ND< 0.40	ND< 0.20			ND< 0.20	ND< 2.5	ND< 50	ND< 0.20	ND< 62	na	ND< 0.20	ND< 0.20	ND< 0.20
1,2-Dichloroethane	0.6	ND< 0.40	ND< 0.20			ND< 0.20	ND< 2.5	ND< 50	0.95	ND< 62	ND< 0.20	ND< 0.20	ND< 0.20	ND< 0.20
1,2-Dichloropropane	1	ND< 0.40	ND< 0.20			ND< 0.20	ND< 2.5	ND< 50	ND< 0.20	ND< 62	ND< 0.20	ND< 0.20	ND< 0.20	ND< 0.20
1,3-Dichlorobenzene	3	ND< 0.40	ND< 0.20			ND< 0.20	ND< 2.5	ND< 50	ND< 0.20	ND< 62	na	ND< 0.20	ND< 0.20	ND< 0.20
1,4-Dichlorobenzene	3	ND< 0.40	ND< 0.20			ND< 0.20	ND< 2.5	ND< 50	ND< 0.20	ND< 62	na	ND< 0.20	ND< 0.20	ND< 0.20
2-Butanone	50*	ND< 0.40	ND< 0.20			ND< 0.20	ND< 2.5	ND< 50	ND< 0.20	ND< 62	ND< 0.20	ND< 0.20	ND< 0.20	ND< 0.20
2-Hexanone	50*	ND< 0.40	ND< 0.20			ND< 0.20	ND< 2.5	ND< 50	ND< 0.20	ND< 120	ND< 0.20	ND< 0.20	ND< 0.20	ND< 0.20
Methyl isobutyl ketone (4-Methyl-2-pentanone)	NS	ND< 0.40	ND< 0.20			ND< 0.20	ND< 2.5	ND< 50	0.44	J	ND< 62	ND< 0.20	ND< 0.20	ND< 0.20
Acetone	50*	2.1 J	ND< 1.0			5.2 CCV-E	ND< 5.0	260	100	94	ND< 62	4.3	2.1	1.0 CCV-E, J
Benzene	1	ND< 0.40	ND< 0.20			ND< 0.20	ND< 2.5	ND< 50	1.1	ND< 62	0.26	J	ND< 0.20	ND< 0.20
Bromochloromethane	5	ND< 0.40	ND< 0.20			ND< 0.20	ND< 2.5	ND< 50	ND< 0.20	ND< 62	na	ND< 0.20	ND< 0.20	ND< 0.20
Bromodichloromethane	50*	ND< 0.40	ND< 0.20			ND< 0.20	ND< 2.5	ND< 50	ND< 0.20	ND< 62	ND< 0.20	ND< 0.20	ND< 0.20	ND< 0.20
Bromoform	50*	ND< 0.40	ND< 0.20			ND< 0.20	ND< 2.5	ND< 50	ND< 0.20	ND< 62	ND< 0.20	ND< 0.20	ND< 0.20	ND< 0.20
Bromomethane	5	ND< 0.40	ND< 0.20			ND< 0.20	ND< 2.5	ND< 50	1.6 CCV-E, ICV-E	ND< 62	ND< 0.20	ND< 0.20	ND< 0.20	ND< 0.20
Carbon disulfide	60*	ND< 0.40	ND< 0.20			30	ND< 2.5	ND< 50	32	ND< 62	0.32	J	ND< 0.20	ND< 0.20
Carbon tetrachloride	5	ND< 0.40	ND< 0.20			ND< 0.20	ND< 2.5	ND< 50	ND< 0.20	ND< 62	ND< 0.20	ND< 0.20	ND< 0.20	ND< 0.20
Chlorobenzene	5	ND< 0.40	ND< 0.20			ND< 0.20	ND< 2.5	ND< 50	0.82	QL-02	ND< 62	ND< 0.20	ND< 0.20	ND< 0.20
Chloroethane	5	ND< 0.40	ND< 0.20			ND< 0.20	ND< 2.5	ND< 50	3.5	ND< 63	0.49	J	ND< 0.20	ND< 0.20
Chloroform	7	4.5	ND< 0.20			ND< 0.20	ND< 2.5	ND< 50	0.34	J	ND< 62	ND< 0.20	ND< 0.20	ND< 0.20
Chloromethane	5	ND< 0.40	ND< 0.20			ND< 0.20	ND< 2.5	ND< 50	2.4 CCV-E, QL	ND< 62	ND< 0.20	ND< 0.20	ND< 0.20	ND< 0.20
cis-1,2-Dichloroethylene	5	2,000	4.7			2,600	6.0	4,000	2,500	28,000	E	2,500	04	18
cis-1,3-Dichloropropylene	0.4 ⁺	ND< 0.40	ND< 0.20			ND< 0.20	ND< 2.5	ND< 50	ND< 0.20	ND< 62	ND< 0.20	ND< 0.20	ND< 0.20	ND< 0.20
Cyclohexane	NS	ND< 0.40	ND< 0.20			ND< 0.20	ND< 2.5	ND< 50	ND< 0.20	ND< 62	na	ND< 0.20	ND< 0.20	ND< 0.20
Dibromochloromethane	50*	ND< 0.40	ND< 0.20			ND< 0.20	ND< 2.5	ND< 50	ND< 0.20	ND< 62	ND< 0.20	ND< 0.20	ND< 0.20	ND< 0.20
Dichlorodifluoromethane	5	22	0.45 J			24 CCV-E	ND< 2.5	3,100	1,200	1,100	CCV-E, QL	160	35	2.2
Ethyl Benzene	5	ND< 0.40	ND< 0.20			5.7	ND< 2.5	110	43	74	J	0.90	ND< 0.20	ND< 0.20
Isopropylbenzene	5	ND< 0.40	ND< 0.20			ND< 0.20	ND< 2.5	ND< 50	1.1	ND< 62	ND< 0.20	ND< 0.20	ND< 0.20	ND< 0.20
Methyl acetate	NS	ND< 0.40	ND< 0.20			ND< 0.20	ND< 2.5	ND< 50	ND< 0.20	ND< 62	na	ND< 0.20	ND< 0.20	ND< 0.20
Methyl tert-butyl ether (MTBE)	10*	ND< 0.40	ND< 0.20			ND< 0.20	ND< 2.5	ND< 50	ND< 0.20	ND< 62	ND< 0.20	ND< 0.20	ND< 0.20	ND< 0.20
Methylcyclohexane	NS	ND< 0.40	ND< 0.20			ND< 0.20	ND< 2.5	ND< 50	ND< 0.20	ND< 62	na	ND< 0.20	ND< 0.20	ND< 0.20
Methylene chloride	5	ND< 2	ND< 1.0			ND< 1.0	ND< 2.5	ND< 250	ND< 1.0	ND< 62	ND< 1	ND< 1	ND< 1	ND< 1.0
o-Xylene	5	1.7	ND< 0.20			14	ND< 2.5	260	130	170	ND< 62	3.2	0.51	ND< 0.20
p- & m- Xylenes	5	ND< 1	ND< 0.50			19	ND< 5.0	350	91	170	CCV-E, J	2.7	ND< 0.50	ND< 0.20
Styrene	5	ND< 0.40	ND< 0.20			ND< 0.20	ND< 2.5	ND< 250	ND< 0.20	ND< 62	ND< 0.20	ND< 0.20	ND< 0.20	ND< 0.20
Tetrachloroethylene	5	110	2.7			110	CCV-E	46	40,000	46,000	41,000	E	540	190
Toluene	5	ND< 0.40	ND< 0.20			19	ND< 2.5	290	57	ND< 62	0.98	ND< 0.20	ND< 0.20	ND< 0.20
trans-1,2-Dichloroethylene	5	7.7	ND< 0.20			11	ND< 2.5	ND< 50	50	340	61	1.1	ND< 0.20	ND< 0.20
trans-1,3-Dichloropropylene	0.4 ⁺	ND< 0.40	ND< 0.20			ND< 0.20	ND< 2.5	ND< 50	ND< 0.20	ND< 62	ND< 0.20	ND< 0.20	ND< 0.20	ND< 0.20
Trichloroethylene	5	110	1.2			270	ND< 2.5	2,100	1,800	39,000	E	1,000	14	14
Trichlorofluoromethane (freon 11)	5	17	0.270 J			52	ND< 2.5	13,000	4,400	2,100	270	08	3.2	0.38 J
Vinyl Chloride	2	33	1.100			52	CCV-E	ND< 2.5	ND< 50	47	QL-02	ND< 62	10	1.2
Total VOC concentration	NS	2,319.6	10.4			3,325.6	60.2	70,100	58,986	113,844	4,678	344.7	74.7	20.78
Total CVOC concentration	NS	2,315.8	10.4			3,232.7	60.2	68,830	58,613	113,430	4,665	342.1	73.7	19.58
Total Petro-VOC concentration	NS	1.7	0.0	na	na	57.7	0.0	1,010	303	414	8	0.5	0.0	0.00
Other VOC concentration	NS	2.1	0.0			35.2	0.0	260	70	0	5	2.1	1.0	1.20
Location of screen		On top of shallow clay (244' - 239' amsl)												

Groundwater Analytical Results Summary
136 Fuller Road, Albany, New York - BCP Site # C401055
LaBella Project # 2222575

Sample Location Sample ID: FRMW (Fuller Rd Monitoring Well)- Well ID# (approx. depth to well bottom) and (Screen Interval) Sample Date Lab Sample ID Groundwater Elevation (ft.)	6 NYCRR Part 703.5	MW27 FRMW-MW27-X10 (5-10')											
		12/16/2021	4/1/2022	6/6/2022	9/22/2022	12/14/2022	3/30/2023	6/21/2023	9/12/2023	12/20/2023	3/19/2024	6/10/2024	9/5/2024
		21L1055-03	22D0076-03	22F0429-09	22I1220-03	22L0969-03	23D0011-03	23F1500-08	23I0834-03	23L1487-01	24C1318-03	24F0876-08	24I0384-06
		242.01	243.54	241.22	241.06	240.54	241.67	240.87	241.66	241.95	240.81	240.71	
Analyte	ppb	ppb	ppb	ppb	ppb	ppb	ppb	ppb	ppb	ppb	ppb	ppb	
1,1,1-Trichloroethane	5	3.3	ND< 0.20	1.5	0.65	1.65	330	130	0.68	ND< 0.266	0.23 J	6.1	3.7 J
1,1,2,2-Tetrachloroethane	5	ND< 0.20	ND< 0.20	ND< 0.20	ND< 0.20	ND< 0.20	ND< 2	ND< 10	ND< 0.20	ND< 0.256	ND< 0.200	ND< 0.20	ND< 0.20
1,1,2-Trichloro-1,2,2-trifluoroethane	5	ND< 0.20	ND< 0.20	ND< 0.20	ND< 0.20	ND< 0.20	ND< 2	ND< 10	ND< 0.20	ND< 0.286	ND< 0.200	ND< 0.20	ND< 0.20
1,1,2-Trichloroethane	1	ND< 0.20	ND< 0.20	ND< 0.20	ND< 0.20	ND< 0.20	130	ND< 11	ND< 0.20	ND< 0.249	ND< 0.200	ND< 0.20	ND< 0.20
1,1-Dichloroethane	5	3.8	ND< 0.20	8.5	6.9	ND< 0.20	190	330	1.3	ND< 0.272	1.7	56	17
1,1-Dichloroethylene	5	1.0	ND< 0.20	0.66	ND< 0.20	ND< 0.20	28	48	0.58	ND< 0.327	ND< 0.260	5.8	0.48 J
1,2,3-Trichlorobenzene	5	ND< 0.20	ND< 0.20	ND< 0.20	ND< 0.20	ND< 0.20	ND< 2	ND< 10	ND< 0.20	ND< 0.222	ND< 0.200	ND< 0.20	ND< 0.20
1,2,4-Trichlorobenzene	5	ND< 0.20	ND< 0.20	ND< 0.20	ND< 0.20	ND< 0.20	ND< 2	ND< 10	ND< 0.20	ND< 0.138	ND< 0.200	ND< 0.20	ND< 0.20
1,2-Dibromo-3-chloropropane	0.04	ND< 0.20	ND< 0.20	ND< 0.20	ND< 0.20	ND< 0.20	ND< 2	ND< 10	ND< 0.20	ND< 0.432	ND< 0.200	ND< 0.20	ND< 0.20
1,2-Dibromoethane	0.0006	ND< 0.20	ND< 0.20	ND< 0.20	ND< 0.20	ND< 0.20	ND< 2	ND< 10	ND< 0.20	ND< 0.215	ND< 0.200	ND< 0.20	ND< 0.20
1,2-Dichlorobenzene	3	ND< 0.20	ND< 0.20	ND< 0.20	ND< 0.20	ND< 0.20	ND< 2	ND< 10	ND< 0.20	ND< 0.270	ND< 0.200	ND< 0.20	ND< 0.20
1,2-Dichloroethane	0.6	ND< 0.20	ND< 0.20	ND< 0.20	ND< 0.20	ND< 0.20	ND< 2	ND< 10	ND< 0.20	ND< 0.377	ND< 0.200	ND< 0.20	ND< 0.20
1,2-Dichloropropane	1	ND< 0.20	ND< 0.20	ND< 0.20	ND< 0.20	ND< 0.20	ND< 2	ND< 10	ND< 0.20	ND< 0.327	ND< 0.200	ND< 0.20	ND< 0.20
1,3-Dichlorobenzene	3	ND< 0.20	ND< 0.20	ND< 0.20	ND< 0.20	ND< 0.20	ND< 2	ND< 10	ND< 0.20	ND< 0.283	ND< 0.200	ND< 0.20	ND< 0.20
1,4-Dichlorobenzene	3	ND< 0.20	ND< 0.20	ND< 0.20	ND< 0.20	ND< 0.20	ND< 2	ND< 10	ND< 0.20	ND< 0.311	ND< 0.200	ND< 0.20	ND< 0.20
2-Butanone	50*	ND< 0.20	ND< 0.20	ND< 0.20	ND< 0.20	ND< 0.20	ND< 2	ND< 10	ND< 0.20	ND< 0.421	ND< 0.200	ND< 0.20	ND< 0.20
2-Hexanone	50*	ND< 0.20	ND< 0.20	ND< 0.20	ND< 0.20	ND< 0.20	ND< 2	ND< 10	ND< 0.20	ND< 0.320	ND< 0.200	ND< 0.20	ND< 0.20
Methyl isobutyl ketone (4-Methyl-2-pentanone)	NS	ND< 0.20	ND< 0.20	ND< 0.20	ND< 0.20	ND< 0.20	ND< 2	ND< 10	ND< 0.20	ND< 0.365	ND< 0.200	ND< 0.20	ND< 0.20
Acetone	50*	ND< 1.0	ND< 1.0	ND< 1.0	2.2	1.6 J	19	ND< 50	ND< 1.0	ND< 1.34	ND< 1	14	6.2
Benzene	1	ND< 0.20	ND< 0.20	ND< 0.20	ND< 0.20	ND< 0.20	ND< 2	ND< 10	ND< 0.20	ND< 0.279	ND< 0.200	ND< 0.20	ND< 0.20
Bromochloromethane	5	ND< 1.20	ND< 0.20	ND< 0.20	ND< 0.20	ND< 0.20	ND< 2	ND< 10	ND< 0.20	ND< 0.354	ND< 0.200	ND< 0.20	ND< 0.20
Bromodichloromethane	50*	ND< 2.20	ND< 0.20	ND< 0.20	ND< 0.20	ND< 0.20	ND< 2	ND< 10	ND< 0.20	ND< 0.245	ND< 0.200	ND< 0.20	ND< 0.20
Bromoform	50*	ND< 3.20	ND< 0.20	ND< 0.20	ND< 0.20	ND< 0.20	ND< 2	ND< 10	ND< 0.20	ND< 0.163	ND< 0.200	ND< 0.20	ND< 0.20
Bromomethane	5	ND< 4.20	ND< 0.20	ND< 0.20	ND< 0.20	ND< 0.20	ND< 2	ND< 10	ND< 0.20	ND< 0.119	ND< 0.200	ND< 0.20	ND< 0.20
Carbon disulfide	60*	ND< 5.20	ND< 0.20	ND< 0.20	ND< 0.20	ND< 0.20	ND< 2	ND< 10	ND< 0.20	ND< 0.362	ND< 0.200	ND< 0.20	ND< 0.20
Carbon tetrachloride	5	ND< 6.20	ND< 0.20	ND< 0.20	ND< 0.20	ND< 0.20	ND< 2	ND< 10	ND< 0.20	ND< 0.204	ND< 0.200	ND< 0.20	ND< 0.20
Chlorobenzene	5	ND< 7.20	ND< 0.20	ND< 0.20	ND< 0.20	ND< 0.20	ND< 2	ND< 10	ND< 0.20	ND< 0.284	ND< 0.200	ND< 0.20	ND< 0.20
Chloroethane	5	ND< 8.20	ND< 0.20	ND< 0.20	1.3	ND< 1.20	6	ND< 10	ND< 0.20	ND< 0.448	ND< 0.200	9.7	3.2
Chloroform	7	ND< 9.20	ND< 0.20	ND< 0.20	ND< 0.20	ND< 0.20	ND< 2	ND< 10	ND< 0.20	ND< 0.24	ND< 0.200	ND< 0.20	ND< 0.20
Chloromethane	5	ND< 10.20	ND< 0.20	ND< 0.20	ND< 0.20	0.21 J	ND< 2	ND< 10	ND< 0.20	ND< 0.372	ND< 0.200	ND< 0.20	ND< 0.20
cis-1,2-Dichloroethylene	5	59	1.4	180	29	1.8	1,100	2,300	150	1.69	31	330	45
cis-1,3-Dichloropropylene	0.4 ⁺	ND< 0.20	ND< 0.20	ND< 0.20	ND< 0.20	ND< 0.20	ND< 2	ND< 10	ND< 0.20	ND< 0.262	ND< 0.200	ND< 0.20	ND< 0.20
Cyclohexane	NS	ND< 0.20	ND< 0.20	ND< 0.20	ND< 0.20	ND< 0.20	ND< 2	ND< 10	ND< 0.20	ND< 0.491	ND< 0.200	ND< 0.20	ND< 0.20
Dibromochloromethane	50*	ND< 0.20	ND< 0.20	ND< 0.20	ND< 0.20	ND< 0.20	ND< 2	ND< 10	ND< 0.20	ND< 0.146	ND< 0.200	ND< 0.20	ND< 0.20
Dichlorodifluoromethane	5	16	ND< 0.20	0.84	4.3	ND< 0.20	190	600	1.9	ND< 0.451	3.4	30	7
Ethyl Benzene	5	ND< 0.20	ND< 0.20	ND< 0.20	ND< 0.20	ND< 0.20	24	ND< 10	ND< 0.20	ND< 0.290	ND< 0.200	ND< 0.20	ND< 0.20
Isopropylbenzene	5	ND< 0.20	ND< 0.20	ND< 0.20	ND< 0.20	ND< 0.20	ND< 2	ND< 10	ND< 0.20	ND< 0.405	ND< 0.200	ND< 0.20	ND< 0.20
Methyl acetate	NS	ND< 0.20	ND< 0.20	ND< 0.20	ND< 0.20	ND< 0.20	ND< 2	ND< 10	ND< 0.20	ND< 0.442	ND< 0.200	ND< 0.20	ND< 0.20
Methyl tert-butyl ether (MTBE)	10*	ND< 0.20	ND< 0.20	ND< 0.20	ND< 0.20	ND< 0.20	ND< 2	ND< 10	ND< 0.20	ND< 0.244	ND< 0.200	ND< 0.20	ND< 0.20
Methylcyclohexane	NS	ND< 0.20	ND< 0.20	ND< 0.20	ND< 0.20	ND< 0.20	ND< 2	ND< 10	ND< 0.20	ND< 0.477	ND< 0.200	0.40 J	ND< 0.20
Methylene chloride	5	ND< 1.0	ND< 1.0	ND< 1.0	2.9	ND< 1.0	ND< 10.0	ND< 50	ND< 1.0	ND< 0.397	ND< 1	ND< 1.0	ND< 1.0
o-Xylene	5	ND< 0.20	ND< 0.20	ND< 0.20	ND< 0.20	ND< 0.20	57	ND< 10	ND< 0.20	ND< 0.261	ND< 0.200	1.6	0.27 J
p- & m- Xylenes	5	ND< 0.50	ND< 0.20	ND< 0.50	ND< 0.50	ND< 0.50	77	ND< 25	ND< 0.50	ND< 0.578	ND< 0.500	ND< 0.50	ND< 0.50
Styrene	5	ND< 0.20	ND< 0.20	ND< 0.20	ND< 0.20	ND< 0.20	ND< 2	ND< 10	ND< 0.20	ND< 0.255	ND< 0.200	ND< 0.20	ND< 0.20
Tetrachloroethylene	5	36	1.6	25	7.4	4.6	28,000	4,600	5.3	1.39	9.7	400	4
Toluene	5	ND< 0.20	ND< 0.20	ND< 0.20	ND< 0.20	ND< 0.20	27	10 J	ND< 0.20	ND< 0.346	ND< 0.200	0.28 J	ND< 0.20
trans-1,2-Dichloroethylene	5	0.5	ND< 0.20	0.78	0.40 J	ND< 0.20	2.2 J	ND< 10	0.41 J	ND< 0.279	ND< 0.200	2.8	0.24 J
trans-1,3-Dichloropropylene	0.4 ⁺	ND< 0.20	ND< 0.20	ND< 0.20	ND< 0.20	ND< 0.20	ND< 2	ND< 10	ND< 0.20	ND< 0.229	ND< 0.200	ND< 0.20	ND< 0.20
Trichloroethylene	5	58	0.8	41	5.5	ND< 0.20	430	1100	10	0.46	15	430	4.5
Trichlorofluoromethane (freon 11)	5	17	ND< 0.20	1.7	0.6	ND< 0.20	340	1200	3.1	ND< 0.337	2	33	1.5
Vinyl Chloride	2	4.3	ND< 0.20	2.9	11	ND< 0.60	33	110	4.7	ND< 0.469	3.7	65	18
Total VOC concentration	NS	198.90	3.81	262.88	72.15	9.86	30,983.20	10,428.00	177.97	3.54	66.73	1,384.68	111.09
Total CVOC concentration	NS	198.90	3.81	262.88	69.95	8.26	30,779.20	10,418.00	177.97	3.54	66.73	1,368.40	104.62
Total Petro-VOC concentration	NS	0.00	0.00	0.00	0.00	0.00	185.00	10.00	0.00	0.00	0.00	1.88	0.27
Other VOC concentration	NS	0.00	0.00	0.00	2.20	1.60	19.00	0.00	0.00	0.00	0.00	14.40	6.20
Location of screen		On top of shallow clay (244' - 239' amsl)											

Groundwater Analytical Results Summary
136 Fuller Road, Albany, New York - BCP Site # C401055
LaBella Project # 2222575

Sample Location Sample ID: FRMW (Fuller Rd Monitoring Well)- Well ID# (approx. depth to well bottom) and (Screen Interval) Sample Date Lab Sample ID Groundwater Elevation (ft.)	6 NYCRR Part 703.5	MW30 FRMW-MW30-X20 (10-20')															
		7/19/2010	05/31/11	07/21/11	09/29/11	12/14/11	02/22/12	04/30/12	06/27/12	09/25/12	12/19/12	03/14/13	06/12/13	09/17/13	11/19/13	06/12/14	09/16/14
		10G0579-10 245.66	11F0120-07 238.15	11G0750-07 238.71	11J0038-07 241.62	11L0632-05 240.31	12B0883-05 238.75	12E0113-10 237.69	12F0976-05 238.42	12I0945-10 238.58	12L0807-10 237.73	13C0516-09 238.37	13F0453-07 238.28	13I0664-06 239.41	13K0803-06 239.76	14F0651-12 240.62	14I0784-05 239.54
Analyte	ppb	ppb	ppb	ppb	ppb	ppb	ppb	ppb	ppb	ppb	ppb	ppb	ppb	ppb	ppb	ppb	
1,1,1-Trichloroethane	5	13,000 J	3,900	580 J	9,500	2,100	2,800	1,200	4,300	2,100	750	870	210	390	610	140	34
1,1,2,2-Tetrachloroethane	5	ND< 500	ND< 50	ND< 50	ND< 120	ND< 1000	ND< 50	ND< 1000	ND< 500	ND< 500	ND< 120	ND< 5	ND< 5	1.4 J	ND< 50	ND< 50	ND< 0.5
1,1,2-Trichloro-1,2,2-trifluoroethane	5	ND< 500	ND< 50	ND< 50	ND< 120	ND< 1000	ND< 50	ND< 1000	ND< 500	ND< 500	ND< 120	1.2 J	ND< 5	ND< 5	ND< 50	ND< 50	ND< 0.5
1,1,2-Trichloroethane	1	ND< 500	ND< 50	ND< 50	ND< 120	ND< 1000	9.2 J	ND< 1000	ND< 500	ND< 500	ND< 120	5.1	1.9 J	2.7 J	ND< 50	ND< 50	0.34 J
1,1-Dichloroethane	5	2,300 J	1,400	460 J	970	940 J	2,500	2,900	6,000	3,800	1,900	2,900	1,200	2,300	1,000 HT-01R	1,200	380
1,1-Dichloroethylene	5	ND< 500	360	140	160	ND< 1000	950	420 J	1,700	1,200	600	1,100	520	630	1,000	290	54
1,2,3-Trichlorobenzene	5	na	na	na	na	na	na	na	na	na	na	na	na	na	na	ND< 50	ND< 0.5
1,2,4-Trichlorobenzene	5	ND< 1000	ND< 100	ND< 100	ND< 250	ND< 1000	ND< 100	ND< 1000	ND< 1000	ND< 1000	ND< 250	ND< 10	ND< 10	ND< 10	ND< 100	ND< 50	ND< 0.5
1,2-Dibromo-3-chloropropane	0.04	ND< 500	ND< 100	ND< 100	ND< 250	ND< 2000	ND< 100	ND< 1000	ND< 1000	ND< 1000	ND< 250	ND< 10	ND< 10	ND< 10	ND< 100	ND< 50	ND< 2
1,2-Dibromoethane	0.0006	ND< 500	ND< 50	ND< 50	ND< 120	ND< 1000	ND< 50	ND< 1000	ND< 500	ND< 500	ND< 120	ND< 5	ND< 5	ND< 5	ND< 50	ND< 50	ND< 0.5
1,2-Dichlorobenzene	3	na	na	na	na	na	na	na	na	na	na	na	na	na	na	ND< 50	ND< 0.5
1,2-Dichloroethane	0.6	ND< 500	13 J	ND< 50	ND< 120	ND< 1000	27 J	ND< 1000	ND< 500	ND< 500	ND< 120	17	7.9	16	ND< 50	ND< 50	3.5
1,2-Dichloropropane	1	ND< 500	ND< 50	ND< 50	ND< 120	ND< 1000	ND< 50	ND< 1000	ND< 500	ND< 500	ND< 120	ND< 5	ND< 5	ND< 5	ND< 50	ND< 50	ND< 0.5
1,3-Dichlorobenzene	3	na	na	na	na	na	na	na	na	na	na	na	na	na	na	ND< 50	ND< 0.5
1,4-Dichlorobenzene	3	na	na	na	na	na	na	na	na	na	na	na	na	na	na	ND< 50	ND< 0.5
2-Butanone	50*	ND< 500	ND< 100	ND< 100	ND< 250	ND< 2000	ND< 100	ND< 2000	ND< 1000	200 J	55 J	ND< 10	ND< 10	ND< 10	ND< 100	ND< 50	ND< 2
2-Hexanone	50*	ND< 500	ND< 50	ND< 50	ND< 120	ND< 1000	ND< 50	ND< 1000	ND< 500	ND< 500	ND< 120	ND< 5	2.4 J,B	ND< 5	ND< 50	ND< 50	ND< 0.5
Methyl isobutyl ketone (4-Methyl-2-pentanone)	NS	ND< 1000	ND< 100	ND< 100	ND< 250	ND< 2000	ND< 100	ND< 2000	ND< 1000	ND< 1000	ND< 250	ND< 10	ND< 10	ND< 10	ND< 100	ND< 50	ND< 0.5
Acetone	50*	ND< 1000 J	ND< 10 B	ND< 100	8.4	ND< 2000	210 B	14 B	6.5 J,B	690 J	ND< 250	870 J	76	ND< 500	ND< 100	240 CCV-E, E	ND< 2
Benzene	1	ND< 500	9.7 J	ND< 50	ND< 120	ND< 1000	18 J	ND< 1000	ND< 500	ND< 500	ND< 120	24	9.5	17	ND< 50	ND< 50	3.8
Bromochloromethane	5	na	na	na	na	na	na	na	na	na	na	na	na	na	na	ND< 50	ND< 0.5
Bromodichloromethane	50*	ND< 500	ND< 50	ND< 50	ND< 120	ND< 1000	ND< 50	ND< 1000	ND< 500	ND< 500	ND< 120	ND< 5	ND< 5	ND< 5	ND< 50	ND< 50	ND< 0.5
Bromoform	50*	ND< 500	ND< 50	ND< 50	ND< 120	ND< 1000	ND< 50	ND< 1000	ND< 500	ND< 500	ND< 120	21	1.9 J	ND< 5	ND< 50	ND< 50	ND< 0.5
Bromomethane	5	ND< 500	ND< 50	ND< 50	ND< 120	ND< 1000	ND< 50	ND< 1000	ND< 500	ND< 500	ND< 120	ND< 5	ND< 5	ND< 5	ND< 50	ND< 50	ND< 0.5
Carbon disulfide	60*	ND< 500	ND< 50	ND< 50	ND< 120	ND< 1000	ND< 50	ND< 1000	ND< 500	ND< 500	ND< 120	28	1.5 J	ND< 5	ND< 50	ND< 50	ND< 0.5
Carbon tetrachloride	5	ND< 500	ND< 50	ND< 50	ND< 120	ND< 1000	ND< 50	ND< 1000	ND< 500	ND< 500	ND< 120	ND< 5	ND< 5	ND< 5	83	25 J	4.4
Chlorobenzene	5	ND< 500	ND< 50	ND< 50	ND< 120	ND< 1000	ND< 50	ND< 1000	ND< 500	ND< 500	ND< 120	1.4 J	ND< 5	0.99 J	ND< 50	ND< 50	ND< 0.5
Chloroethane	5	250 J	410	310	110	ND< 1000	1,400	1,300	1,500	1,000	ND< 120	1,900	890	1,300	1,400	740	280
Chloroform	7	ND< 500	ND< 50	ND< 50	ND< 120	ND< 1000	ND< 50	ND< 1000	ND< 500	ND< 500	ND< 120	ND< 5	2.6 J	1.6 J	ND< 50	ND< 50	ND< 0.5
Chloromethane	5	ND< 500	ND< 50	ND< 50	ND< 120	ND< 1000	ND< 50	ND< 1000	ND< 500	ND< 500	ND< 120	ND< 5	ND< 5	ND< 5	ND< 50	ND< 50	ND< 0.5
cis-1,2-Dichloroethylene	5	2,600 J	3,700	880 J	1,800	4,600	15,000	16,000	20,000	22,000	21,000	22,000	9,900	15,000	9,400 HT-01R	6,300	1,300
cis-1,3-Dichloropropylene	0.4 ⁺	ND< 500	ND< 50	ND< 50	ND< 120	ND< 1000	ND< 50	ND< 1000	ND< 500	ND< 500	ND< 120	ND< 5	ND< 5	ND< 5	ND< 50	ND< 50	ND< 0.5
Cyclohexane	NS	na	na	na	na	na	na	na	na	na	na	na	na	na	na	ND< 50	ND< 0.5
Dibromochloromethane	50*	ND< 500	ND< 50	ND< 50	ND< 120	ND< 1000	ND< 50	ND< 1000	ND< 500	ND< 500	ND< 120	ND< 5	ND< 5	ND< 5	ND< 50	ND< 50	ND< 0.5
Dichlorodifluoromethane	5	ND< 500	ND< 50	ND< 50	ND< 120	ND< 1000	26 J	ND< 1000	ND< 500	ND< 500	ND< 120	60	35	43	40 J	ND< 50	24
Ethyl Benzene	5	420 J	170	100	39	72 J	310	ND< 1000	320 J	220 J	140	170	84	130	180	48 J	18
Isopropylbenzene	5	ND< 500	9.1 J	5.7 J	ND< 120	ND< 1000	9.8 J	ND< 1000	ND< 500	ND< 500	ND< 120	5.3	2.8 J	4.4 J	ND< 50	ND< 50	1.2
Methyl acetate	NS	na	na	na	na	na	na	na	na	na	na	na	na	na	na	ND< 50	ND< 0.5
Methyl tert-butyl ether (MTBE)	10*	ND< 500	ND< 50	ND< 50	ND< 120	ND< 1000	ND< 50	ND< 1000	ND< 500	ND< 500	ND< 120	ND< 5	ND< 5	ND< 5	ND< 50	ND< 50	ND< 0.5
Methylcyclohexane	NS	na	na	na	na	na	na	na	na	na	na	na	na	na	na	ND< 50	4.9
Methylene chloride	5	ND< 660	1.2 B,J	13 B,J	4.2	ND< 2000	34 J,B	11 B	5.4 J,B	580 J	ND< 250	9.1 J	3.4 J	4.6 J	ND< 100	ND< 200	1.2 J
o-Xylene	5	810 J	620	250	49	130 J	780	360 J	800	600	350	360 J	180	280	450	150	29
p- & m- Xylenes	5	2,400 J	1,500	240 J	110	320 J	1,700	770 J	1,900	1,400	860	960 J	380	720	1100	280	14
Styrene	5	ND< 500	ND< 50	ND< 50	ND< 120	ND< 1000	ND< 50	ND< 1000	ND< 500	ND< 500	ND< 120	ND< 5	ND< 5	ND< 5	ND< 50	ND< 50	ND< 0.5
Tetrachloroethylene	5	12,000 J	9,100	3,500	1400	2500	15,000	5,500	19,000	10,000	3,900	2,300	680	430	1300	280	76
Toluene	5	920 J	650	270	84	150 J	830	510 J	1,100	770	440	540	250	410	570	140	35
trans-1,2-Dichloroethylene	5	ND< 500	ND< 50	ND< 50	ND< 120	ND< 1000	19 J	ND< 1000	ND< 500	ND< 500	ND< 120	160	5.9	12	ND< 50	ND< 50	4.9
trans-1,3-Dichloropropylene	0.4 ⁺	ND< 500	ND< 50	ND< 50	ND< 120	ND< 1000	ND< 50	ND< 1000	ND< 500	ND< 500	ND< 120	ND< 5	ND< 5	ND< 5	ND< 50	ND< 50	ND< 0.5
Trichloroethylene	5	320 J	990	360	110	540 J	2,600	560 J	1,400	680	210	280 J	490	630	1200	300	89
Trichlorofluoromethane (freon 11)	5	94 J	18 J	ND< 50	ND< 120	ND< 1000	ND< 50	ND< 1000	ND< 500	ND< 500	ND< 120	9.3	1.4 J	5.5 J	ND< 50	ND< 50	1.4
Vinyl Chloride	2	ND< 500	16 J	13 J	ND< 120	ND< 1000	200	320 J	120 J	150 J	310	1,200	1,500	2,000	1800	1100	480
Total VOC concentration	NS	32,264.0	22,867.0	7,121.7	14,344.6	11,352.0	44,423.0	29,865.0	58,151.9	45,390.0	30,515.0	35,791.4	16,436.2	24,329.2	20,133.0	11,233.0	2,838.6
Total CVOC concentration	NS	27,714.0	19,908.2	6,256.0	14,054.2	10,680.0	40,565.2	28,211.0	54,025.4	41,510.0	28,670.0	32,813.1	15,448.1	22,767.8	17,833.0	10,375.0	2,732.7
Total Petro-VOC concentration	NS	4,550.0	2,958.8	865.7	282.0	672.0	3,647.8	1,640.0	4,120.0	2,990.0	1,790.0	2,059.3	906.3	1,561.4	2,300.0	618.0	101.0
Other VOC concentration	NS	0.0	0.0	0.0	8.4	0.0	210.0	14.0	6.5	890.0	55.0	919.0	81.8	0.0	0.0	240.0	4.9
Location of screen		Just beneath water table (242.5' - 232.5' amsl)															

Groundwater Analytical Results Summary
136 Fuller Road, Albany, New York - BCP Site # C401055
LaBella Project # 2222575

Sample Location Sample ID: FRMW (Fuller Rd Monitoring Well)- Well ID# (approx. depth to well bottom) and (Screen Interval) Sample Date Lab Sample ID Groundwater Elevation (ft.)	6 NYCRR Part 703.5	MW30 FRMW-MW30-X20 (10-20')															
		12/15/14	03/17/15	06/25/15	09/16/15	11/30/15	03/03/16	05/26/16	09/29/16	10/31/16	12/1/2016	3/28/2017	6/28/2017	9/29/2017	12/11/2017	3/29/2018	6/13/2018
		14L0667-05 239.79	15C0563-08 240.08	15F1052-10 241.00	15I0617-05 240.54	15L0018-05 240.53	16C0192-05 242.07	16E1165-07 241.53	16I1131-03 242.87	16K0022-03 242.92	16L0074-03 241.89	17C1158-05 242.31	17F1193-09 241.66	17J0005-06 240.75	17L0427-03 240.95	18C1190-05 242.02	18F0674-06 242.18
Analyte	ppb	ppb	ppb	ppb	ppb	ppb	ppb	ppb	ppb	ppb	ppb	ppb	ppb	ppb	ppb	ppb	ppb
1,1,1-Trichloroethane	5	35	27.0	42	26	33	24	21	16	15	20	12	20	12	11	6.9	ND< 10
1,1,2,2-Tetrachloroethane	5	ND< 0.5	ND< 0.5	ND< 0.5	ND< 0.2	ND< 0.2	ND< 0.2	ND< 0.2	ND< 0.5	ND< 0.20	ND< 0.20	ND< 1	ND< 0.20	ND< 4.0	ND< 2.0	ND< 0.20	ND< 10
1,1,2-Trichloro-1,2,2-trifluoroethane	5	ND< 0.5	ND< 0.5	ND< 0.5	ND< 0.2	ND< 0.2	ND< 0.2	ND< 0.2	ND< 0.5	ND< 0.20	ND< 0.20	ND< 1	ND< 0.20	ND< 4.0	ND< 2.0	ND< 0.20	ND< 10
1,1,2-Trichloroethane	1	ND< 0.5	ND< 0.5	ND< 0.5	ND< 0.2	ND< 0.2	ND< 0.2	ND< 0.2	ND< 0.5	ND< 0.20	ND< 0.20	ND< 1	ND< 0.20	ND< 4.0	ND< 2.0	ND< 0.20	ND< 10
1,1-Dichloroethane	5	530	160	360	370 D	390	320 D	240	250	230	260	150	150	170	240	170	160
1,1-Dichloroethylene	5	61	20.0	63	61	66	61	55	41	44	38	36	49	52	27	22	15 J
1,2,3-Trichlorobenzene	5	ND< 0.5	ND< 0.5	ND< 0.5	ND< 0.2	ND< 0.2	ND< 0.2	ND< 0.5	ND< 0.20	ND< 0.20	ND< 1	ND< 0.20	ND< 4.0	ND< 2.0	ND< 0.20	ND< 0.20	ND< 10
1,2,4-Trichlorobenzene	5	ND< 0.5	ND< 0.5	ND< 0.5	ND< 0.2	ND< 0.2	ND< 0.2	ND< 0.5	ND< 0.20	ND< 0.20	ND< 1	ND< 0.20	ND< 4.0	ND< 2.0	ND< 0.20	ND< 0.20	ND< 10
1,2-Dibromo-3-chloropropane	0.04	ND< 0.5	ND< 2	ND< 0.5	ND< 0.2	ND< 0.2	ND< 0.2	ND< 0.5	ND< 0.20	ND< 0.20	ND< 1	ND< 0.20	ND< 4.0	260	ND< 0.20	ND< 0.20	ND< 10
1,2-Dibromoethane	0.0006	ND< 0.5	ND< 0.5	ND< 0.5	ND< 0.2	ND< 0.2	ND< 0.2	ND< 0.5	ND< 0.20	ND< 0.20	ND< 1	ND< 0.20	ND< 4.0	ND< 2.0	ND< 0.20	ND< 0.20	ND< 10
1,2-Dichlorobenzene	3	ND< 0.5	ND< 0.5	ND< 0.5	ND< 0.2	ND< 0.2	ND< 0.2	ND< 0.5	ND< 0.20	ND< 0.20	ND< 1	ND< 0.20	ND< 4.0	ND< 2.0	ND< 0.20	ND< 0.20	ND< 10
1,2-Dichloroethane	0.6	ND< 0.5	2.5	2.1	2.1	1.3	ND< 0.2	1.5	1.3	ND< 0.20	ND< 1	0.86	ND< 4.0	ND< 2.0	1.2	1.1	ND< 10
1,2-Dichloropropane	1	ND< 0.5	ND< 0.5	ND< 0.5	ND< 0.2	ND< 0.2	ND< 0.2	ND< 0.5	ND< 0.20	ND< 0.20	ND< 1	ND< 0.20	ND< 4.0	ND< 2.0	ND< 0.20	ND< 0.20	ND< 10
1,3-Dichlorobenzene	3	ND< 0.5	ND< 0.5	ND< 0.5	ND< 0.2	ND< 0.2	ND< 0.2	ND< 0.5	ND< 0.20	ND< 0.20	ND< 1	ND< 0.20	ND< 4.0	ND< 2.0	ND< 0.20	ND< 0.20	ND< 10
1,4-Dichlorobenzene	3	ND< 0.5	ND< 0.5	ND< 0.5	ND< 0.2	ND< 0.2	ND< 0.2	ND< 0.5	ND< 0.20	ND< 0.20	ND< 1	ND< 0.20	ND< 4.0	ND< 2.0	ND< 0.20	ND< 0.20	ND< 10
2-Butanone	50*	ND< 0.5	ND< 2	ND< 0.5	ND< 0.2	ND< 0.2	ND< 0.8	ND< 0.5	ND< 0.20	ND< 0.20	ND< 1	ND< 0.20	ND< 4.0	ND< 2.0	ND< 0.20	ND< 0.20	ND< 10
2-Hexanone	50*	ND< 0.5	ND< 0.5	ND< 0.5	ND< 0.2	ND< 0.2	ND< 0.2	ND< 0.5	ND< 0.20	ND< 0.20	ND< 1	ND< 0.20	ND< 4.0	ND< 2.0	ND< 0.20	ND< 0.20	ND< 10
Methyl isobutyl ketone (4-Methyl-2-pentanone)	NS	ND< 0.5	ND< 0.5	ND< 0.5	ND< 0.2	ND< 0.2	ND< 0.2	ND< 0.5	ND< 0.20	ND< 0.20	ND< 1	ND< 0.20	ND< 4.0	ND< 2.0	ND< 0.20	ND< 0.20	ND< 10
Acetone	50*	ND< 2	ND< 2	ND< 2	ND< 1	1.5 J	ND< 1	2.2 SCAL-E	ND< 1	ND< 1	ND< 5	1.1 SCAL-E	30 J	13 J	ND< 1.0	ND< 1.0	ND< 50
Benzene	1	4.2	3.1	3	3.2	2.6	2.1	2.5	2.1	1.9	1.8 J	1.4	ND< 4.0	ND< 2.0	1.5	1.6	ND< 10
Bromochloromethane	5	ND< 0.5	ND< 0.5	ND< 0.5	ND< 0.2	ND< 0.2	ND< 0.2	ND< 0.5	ND< 0.20	ND< 0.20	ND< 1	ND< 0.20	ND< 4.0	ND< 2.0	ND< 0.20	ND< 0.20	ND< 10
Bromodichloromethane	50*	ND< 0.5	ND< 0.5	ND< 0.5	ND< 0.2	ND< 0.2	ND< 0.2	ND< 0.5	ND< 0.20	ND< 0.20	ND< 1	ND< 0.20	ND< 4.0	ND< 2.0	ND< 0.20	ND< 0.20	ND< 10
Bromoform	50*	ND< 0.5	ND< 0.5	ND< 0.5	ND< 0.2	ND< 0.2	ND< 0.2	ND< 0.5	ND< 0.20	ND< 0.20	ND< 1	ND< 0.20	ND< 4.0	ND< 2.0	ND< 0.20	ND< 0.20	ND< 10
Bromomethane	5	ND< 0.5	ND< 0.5	ND< 0.5	ND< 0.2	ND< 0.2	ND< 0.2	ND< 0.5	ND< 0.20	ND< 0.20	ND< 1	ND< 0.20	ND< 4.0	ND< 2.0	ND< 0.20	ND< 0.20	ND< 10
Carbon disulfide	60*	ND< 0.5	ND< 0.5	ND< 0.5	0.35 J	ND< 0.2	0.72	ND< 0.5	ND< 0.20	ND< 0.20	ND< 1	ND< 0.20	ND< 4.0	ND< 2.0	ND< 0.20	ND< 0.20	ND< 10
Carbon tetrachloride	5	ND< 0.5	ND< 0.5	ND< 0.5	ND< 0.2	ND< 0.2	ND< 0.2	ND< 0.5	ND< 0.20	ND< 0.20	ND< 1	ND< 0.20	ND< 4.0	ND< 2.0	ND< 0.20	ND< 0.20	ND< 10
Chlorobenzene	5	ND< 0.5	ND< 0.5	ND< 0.5	ND< 0.2	ND< 0.2	ND< 0.2	ND< 0.5	ND< 0.20	ND< 0.20	ND< 1	ND< 0.20	ND< 4.0	ND< 2.0	ND< 0.20	ND< 0.20	ND< 10
Chloroethane	5	370	140	230	270 D	180	180 D	130	160	120	120 CCV-E	94	55	97	150	130	150
Chloroform	7	ND< 0.5	ND< 0.5	ND< 0.5	ND< 0.2	ND< 0.2	ND< 0.2	0.22 J	ND< 0.20	ND< 0.20	ND< 1	ND< 0.2	ND< 4.0	ND< 2.0	ND< 0.20	ND< 0.20	ND< 10
Chloromethane	5	ND< 0.5	ND< 0.5	ND< 0.5	ND< 0.2	ND< 0.2	ND< 0.2	ND< 0.5	ND< 0.20	ND< 0.20	ND< 1	ND< 0.2	ND< 4.0	ND< 2.0	ND< 0.20	ND< 0.20	ND< 10
cis-1,2-Dichloroethylene	5	1600	1400	1200	1300 D	1200	1100 D	830	780	860	760	490	460	440	580	360	310
cis-1,3-Dichloropropylene	0.4 ⁺	ND< 0.5	ND< 0.5	ND< 0.5	ND< 0.2	ND< 0.2	ND< 0.2	ND< 0.5	ND< 0.20	ND< 0.20	ND< 1	ND< 0.20	ND< 4.0	ND< 2.0	ND< 0.20	ND< 0.20	ND< 10
Cyclohexane	NS	ND< 0.5	ND< 0.68	ND< 0.5	ND< 0.2	ND< 0.2	0.45 J	ND< 0.5	ND< 0.20	0.20 J	ND< 1	ND< 0.20	ND< 4.0	ND< 2.0	ND< 0.20	0.29 J	ND< 10
Dibromochloromethane	50*	ND< 0.5	ND< 0.5	ND< 0.5	ND< 0.2	ND< 0.2	ND< 0.2	ND< 0.5	ND< 0.20	ND< 0.20	ND< 1	ND< 0.20	ND< 4.0	ND< 2.0	ND< 0.20	ND< 0.20	ND< 10
Dichlorodifluoromethane	5	24	22 ICV-E	32	46	55	44 D	32	30	33	20	23	52	42	35	28	ND< 10
Ethyl Benzene	5	14	16.0	11	9.6	10	6.7	5.6	4.7	3.6	3.40	2.6	ND< 4.0	ND< 2.0	2.2	2.8	ND< 10
Isopropylbenzene	5	0.7	0.96	0.72	0.61	0.81	0.51	0.43 J	0.33 J	0.29 J	ND< 1	0.23 J	ND< 4.0	ND< 2.0	0.23 J	0.29 J	ND< 10
Methyl acetate	NS	ND< 0.5	ND< 0.5	ND< 0.5	ND< 0.2	ND< 0.2	ND< 0.2	ND< 0.5	ND< 0.20	ND< 0.20	ND< 1	ND< 0.20	ND< 4.0	ND< 2.0	ND< 0.20	ND< 0.20	ND< 10
Methyl tert-butyl ether (MTBE)	10*	ND< 0.5	ND< 0.5	ND< 0.5	ND< 0.2	ND< 0.2	ND< 0.2	ND< 0.5	ND< 0.20	ND< 0.20	ND< 1	ND< 0.20	ND< 4.0	ND< 2.0	ND< 0.20	ND< 0.20	ND< 10
Methylcyclohexane	NS	ND< 0.5	4.1	3.4	1.90	3.70	2.40	2.8	1.7	ND< 0.20	1.6 J	1.6	ND< 4.0	ND< 2.0	1.4	ND< 0.20	ND< 10
Methylene chloride	5	2.8 B	ND< 2	ND< 2	ND< 1	ND< 1	ND< 1	ND< 0.5	ND< 1	ND< 1	ND< 5	ND< 1.0	ND< 20	ND< 10	ND< 1.0	ND< 1.0	ND< 50
o-Xylene	5	24	14.00	14	13	12	10	8.9	8.6	6.7	6.4	5.0	ND< 4.0	2.9 J	3.7	5.2	ND< 10
p- & m- Xylenes	5	17	10.0	8.8	10	8.1	5.4	4.6	4.9	3.0	2.8 J	2.0	ND< 10	ND< 5.0	1.8	2.3	ND< 25
Styrene	5	ND< 0.5	ND< 0.5	ND< 0.5	ND< 0.2	ND< 0.2	ND< 0.2	ND< 0.5	ND< 0.20	ND< 0.20	ND< 1	ND< 0.20	ND< 4.0	ND< 2.0	ND< 0.20	ND< 0.20	ND< 10
Tetrachloroethylene	5	48	66 SCAL-E	100	110	120	92 D	73 CCV-E	44 CCV-E	59 CCV-E, ICV-E	85 SCAL-E	110 SCAL-E	130	75 B	43	32	21 QL-02,
Toluene	5	32	22.00	18	23	15	11	13	12	8.2	7.8	6.8	ND< 4.0	5.0	4.4	5.9	ND< 10
trans-1,2-Dichloroethylene	5	2.3	3.40	12	49	12	15	6.6	12	10	1.4 J	11	ND< 4.0	ND< 2.0	5.6	2.6	ND< 10
trans-1,3-Dichloropropylene	0.4 ⁺	ND< 0.5	ND< 0.5	ND< 0.5	ND< 0.2	ND< 0.2	ND< 0.2	ND< 0.5	ND< 0.20	ND< 0.20	ND< 1	ND< 0.20	ND< 4.0	ND< 2.0	ND< 0.20	ND< 0.20	ND< 10
Trichloroethylene	5	61	89.0	170	280 D	540	420 D	320	260	270	400.0 D	240	470	410	420	380	320 QL-02
Trichlorofluoromethane (freon 11)	5	ND< 0.5	ND< 0.5	11	4.9	8.3	6.0	6.3	ND< 0.20	4.8	5.0 D	3.9	9.8 J	4.5 J	4.3	2.3	ND< 10
Vinyl Chloride	2	610	290.00	320	550 D	420	350 D	280	330	240 CCV-E	240	ND< 10	79	140	260	140	160 CCV-E
Total VOC concentration	NS	3,436.0	2,268.1	2,601.0	3,130.7	3,079.3	2,651.3	2,035.7	1,958.6	1,912.8	1,973.2	1,191.5	1,504.8	1,723.4	1,792.3	1,293.3	1,136.0
Total CVOC concentration	NS	3,344.1	2,197.9	2,542.1	3,069.0	3,025.6	2,612.0	1,995.6	1,924.3	1,888.							

Groundwater Analytical Results Summary
136 Fuller Road, Albany, New York - BCP Site # C401055
LaBella Project # 2222575

Sample Location Sample ID: FRMW (Fuller Rd Monitoring Well)- Well ID# (approx. depth to well bottom) and (Screen Interval) Sample Date Lab Sample ID Groundwater Elevation (ft.)	6 NYCCR Part 703.5	MW30 FRMW-MW30-X20 (10-20')													
		9/6/2018	12/6/2018	3/5/2019	6/11/2019	9/17/2019	12/17/2019	3/16/2020	6/11/2020	8/27/2020	12/14/2020	3/12/2021	1/12/2021 (duplicate)	6/16/2021	9/29/2021
		18I0297-03 242.34	18L0310-03 243.95	19C0144-03 244.02	19F0430-10 239.28	19I0905-04 240.57	19L0806-04 242.62	20C0746-03 242.23	20F0477-10 242.46	20H1134-04 243.46	20L0785-04 242.49	21C0753-05 243.55	21C0753-08 243.55	21F0819-10 243.72	21J0004-04 243.80
Analyte	ppb	ppb	ppb	ppb	ppb	ppb	ppb	ppb	ppb	ppb	ppb	ppb	ppb	ppb	ppb
1,1,1-Trichloroethane	5	3.8	5.7	11	7.9	54	160	25	18	7.6	6.1	8.7	8.8	7.5	9.0
1,1,2,2-Tetrachloroethane	5	ND< 0.40	ND< 0.40	ND< 0.40	ND< 0.20	ND< 0.20	ND< 2.5	ND< 0.20	ND< 0.20	ND< 2.5	ND< 0.20	ND< 0.20	ND< 0.20	ND< 0.20	ND< 0.20
1,1,2-Trichloro-1,2,2-trifluoroethane	5	ND< 0.40	ND< 0.40	ND< 0.40	ND< 0.20	ND< 0.20	ND< 2.5	ND< 0.20	ND< 0.20	ND< 2.5	ND< 0.20	ND< 0.20	ND< 0.20	ND< 0.20	ND< 0.20
1,1,2-Trichloroethane	1	ND< 0.40	ND< 0.40	ND< 0.40	ND< 0.20	0.63	ND< 2.5	ND< 0.20	ND< 0.20	ND< 2.5	1.6	ND< 0.20	ND< 0.20	3.5	ND< 0.20
1,1-Dichloroethane	5	160	150	160	82	290	130	210	250	250	180	200	250	170	170
1,1-Dichloroethylene	5	11	19	22	18	86	23	29 CCV-E	30	24	ND< 0.20	25	26	28	20
1,2,3-Trichlorobenzene	5	ND< 0.40	ND< 0.40	ND< 0.40	ND< 0.20	ND< 0.20	ND< 2.5	ND< 0.20	ND< 0.20	ND< 2.5	na	ND< 0.20	ND< 0.20	ND< 0.20	ND< 0.20
1,2,4-Trichlorobenzene	5	ND< 0.40	ND< 0.40	ND< 0.40	ND< 0.20	ND< 0.20	ND< 2.5	ND< 0.20	ND< 0.20	ND< 2.5	ND< 0.20	ND< 0.20	ND< 0.20	ND< 0.20	ND< 0.20
1,2-Dibromo-3-chloropropane	0.04	ND< 0.40	ND< 0.40	ND< 0.40	ND< 0.20	ND< 0.20	ND< 2.5	ND< 0.20	ND< 0.20	ND< 2.5	ND< 0.20	ND< 0.20	ND< 0.20	ND< 0.20	ND< 0.20
1,2-Dibromoethane	0.0006	ND< 0.40	ND< 0.40	ND< 0.40	ND< 0.20	ND< 0.20	ND< 2.5	ND< 0.20	ND< 0.20	ND< 2.5	ND< 0.20	ND< 0.20	ND< 0.20	ND< 0.20	ND< 0.20
1,2-Dichlorobenzene	3	ND< 0.40	ND< 0.40	ND< 0.40	ND< 0.20	ND< 0.20	ND< 2.5	ND< 0.20	ND< 0.20	ND< 2.5	na	ND< 0.20	ND< 0.20	ND< 0.20	ND< 0.20
1,2-Dichloroethane	0.6	1	0.72 J	0.78 J	0.34 J	2.9	ND< 2.5	2.4	2.8	2.8 J	3.4	3.8	3.9	2.6	2.8
1,2-Dichloropropane	1	ND< 0.40	ND< 0.40	ND< 0.40	ND< 0.20	ND< 0.20	ND< 2.5	ND< 0.20	ND< 0.20	ND< 2.5	ND< 0.20	ND< 0.20	ND< 0.20	ND< 0.20	ND< 0.20
1,3-Dichlorobenzene	3	ND< 0.40	ND< 0.40	ND< 0.40	ND< 0.20	ND< 0.20	ND< 2.5	ND< 0.20	ND< 0.20	ND< 2.5	na	ND< 0.20	ND< 0.20	ND< 0.20	ND< 0.20
1,4-Dichlorobenzene	3	ND< 0.40	ND< 0.40	ND< 0.40	ND< 0.20	ND< 0.20	ND< 2.5	ND< 0.20	ND< 0.20	ND< 2.5	na	ND< 0.20	ND< 0.20	ND< 0.20	ND< 0.20
2-Butanone	50*	30	ND< 0.40	ND< 0.40	ND< 0.20	ND< 0.20	ND< 2.5	ND< 0.20	ND< 0.20	ND< 2.5	ND< 0.20	ND< 0.20	ND< 0.20	ND< 0.20	ND< 0.20
2-Hexanone	50*	ND< 0.40	ND< 0.40	ND< 0.40	ND< 0.20	ND< 0.20	ND< 2.5	ND< 0.20	ND< 0.20	ND< 5.0	ND< 0.20	ND< 0.20	ND< 0.20	ND< 0.20	ND< 0.20
Methyl isobutyl ketone (4-Methyl-2-pentanone)	NS	ND< 0.40	ND< 0.40	ND< 0.40	ND< 0.20	ND< 0.20	ND< 2.5	ND< 0.20	ND< 0.20	ND< 2.5	ND< 0.20	ND< 0.20	ND< 0.20	ND< 0.20	ND< 0.20
Acetone	50*	ND< 2.0	ND< 2.0	ND< 2.0	ND< 1.00	1.8 CCV-E,J	ND< 5.0	ND< 1.0	ND< 1.0	ND< 2.5	1.7 J	ND< 1	ND< 1	ND< 1	1.0 J
Benzene	1	1.4	1.1	1.3	0.46 J	2.8	ND< 2.5	1.7	1.8	ND< 2.5	2.7	2.6	2.6	1.1	2.0
Bromochloromethane	5	ND< 0.40	ND< 0.40	ND< 0.40	ND< 0.20	ND< 0.20	ND< 2.5	ND< 0.20	ND< 0.20	ND< 2.5	na	ND< 0.20	ND< 0.20	ND< 0.20	ND< 0.20
Bromodichloromethane	50*	ND< 0.40	ND< 0.40	ND< 0.40	ND< 0.20	ND< 0.20	ND< 2.5	ND< 0.20	ND< 0.20	ND< 2.5	ND< 0.20	ND< 0.20	ND< 0.20	ND< 0.20	ND< 0.20
Bromoform	50*	ND< 0.40	ND< 0.40	ND< 0.40	ND< 0.20	ND< 0.20	ND< 2.5	ND< 0.20	ND< 0.20	ND< 2.5	ND< 0.20	ND< 0.20	ND< 0.20	ND< 0.20	ND< 0.20
Bromomethane	5	ND< 0.40	ND< 0.40	ND< 0.40	ND< 0.20	ND< 0.20	ND< 2.5	ND< 0.20	ND< 0.20	ND< 2.5	ND< 0.20	ND< 0.20	ND< 0.20	ND< 0.20	ND< 0.20
Carbon disulfide	60*	ND< 0.40	ND< 0.40	ND< 0.40	ND< 0.20	ND< 0.20	ND< 2.5	ND< 0.20	0.71	ND< 2.5	ND< 0.20	ND< 0.20	ND< 0.20	ND< 0.20	ND< 0.20
Carbon tetrachloride	5	ND< 0.40	ND< 0.40	ND< 0.40	ND< 0.20	ND< 0.20	ND< 2.5	ND< 0.20	ND< 0.20	ND< 2.5	ND< 0.20	ND< 0.20	ND< 0.20	ND< 0.20	ND< 0.20
Chlorobenzene	5	ND< 0.40	ND< 0.40	ND< 0.40	ND< 0.20	ND< 0.20	ND< 2.5	ND< 0.20	ND< 0.20	ND< 2.5	ND< 0.20	ND< 0.20	ND< 0.20	ND< 0.20	ND< 0.20
Chloroethane	5	130	98	84	35	130 CCV-E	61	120 CCV-E	140	ND< 250	170	150	150	160	150
Chloroform	7	2.9	ND< 0.40	ND< 0.40	ND< 0.20	ND< 0.20	ND< 2.5	ND< 0.20	ND< 0.20	ND< 2.5	ND< 0.20	ND< 0.20	ND< 0.20	ND< 0.20	ND< 0.20
Chloromethane	5	ND< 0.40	ND< 0.40	ND< 0.40	6.3	ND< 0.20	ND< 2.5	ND< 0.20	0.25 CCV-E, CCV-E, J	ND< 2.5	ND< 0.20	ND< 0.20	ND< 0.20	ND< 0.20	1.8
cis-1,2-Dichloroethylene	5	280	360	410	220	1,700	790	1,300	1,700	NA	1,100	1,500	1,500	850	870
cis-1,3-Dichloropropylene	0.4*	ND< 0.40	ND< 0.40	ND< 0.40	ND< 0.20	ND< 0.20	ND< 2.5	ND< 0.20	ND< 0.20	ND< 2.5	ND< 0.20	ND< 0.20	ND< 0.20	ND< 0.20	ND< 0.20
Cyclohexane	NS	ND< 0.40	ND< 0.40	ND< 0.40	ND< 0.20	ND< 0.20	ND< 2.5	ND< 0.20	0.30 CCV-E, CCV-E, J	ND< 2.5	na	0.81	0.84	0.56	0.55
Dibromochloromethane	50*	ND< 0.40	ND< 0.40	ND< 0.40	ND< 0.20	ND< 0.20	ND< 2.5	ND< 0.20	ND< 0.20	ND< 2.5	ND< 0.20	ND< 0.20	ND< 0.20	ND< 0.20	ND< 0.20
Dichlorodifluoromethane	5	25	18	20	30	5.8 CCV-E	13	7.8	10	4.0 J	6.9 CCV-E	7.8	7.8	6.4	3.7
Ethyl Benzene	5	1.7	1.3	2	2.4	5.0	ND< 2.5	2.1	1.4	ND< 2.5	1.4	1.7	1.8	1.4	1.0
Isopropylbenzene	5	ND< 0.40	ND< 0.40	ND< 0.40	0.46 J	1.8	ND< 2.5	0.65	0.64	ND< 2.5	0.44 J	0.53	0.55	0.53	0.37 J
Methyl acetate	NS	ND< 0.40	ND< 0.40	ND< 0.40	ND< 0.20	ND< 0.20	ND< 2.5	ND< 0.20	ND< 0.20	ND< 2.5	na	ND< 0.20	ND< 0.20	ND< 0.20	ND< 0.20
Methyl tert-butyl ether (MTBE)	10*	ND< 0.40	ND< 0.40	ND< 0.40	ND< 0.20	ND< 0.20	ND< 2.5	ND< 0.20	ND< 0.20	ND< 2.5	ND< 0.2	ND< 0.20	ND< 0.20	ND< 0.20	ND< 0.20
Methylcyclohexane	NS	0.96 J	0.96 J	1.2	1.2	9.0	ND< 2.5	3.2	2.5	ND< 5.0	na	5.1	5.1	3.7	2.1
Methylene chloride	5	ND< 2.0	ND< 2.0	ND< 2.0	ND< 0.20	ND< 1.0	ND< 2.5	ND< 0.20	ND< 1.0	ND< 2.5	1.6 J	1.6 J, B	1.3 J, B	1.1 J	ND< 1.0
o-Xylene	5	3.9	2.8	3.7	1.4	7.1	5.6	5.6	5.9	3.9 J	6.8	6.2	6.9	5.9	4.9
p- & m- Xylenes	5	1.6 J	1.0 J	2.2	0.76 J	3.1	ND< 2.5	1.7	1.9	ND< 2.5	2.3	1.9	2.0	1.9	1.6
Styrene	5	ND< 0.40	ND< 0.40	ND< 0.40	ND< 0.20	ND< 0.20	ND< 2.5	ND< 0.20	ND< 0.20	ND< 2.5	ND< 0.2	ND< 0.2	ND< 0.2	ND< 0.2	ND< 0.20
Tetrachloroethylene	5	15	25	44	71	210 CCV-E	220	240	260	ND< 250	110	210	260	270	100 CCV-E, J, B
Toluene	5	4.3	4.8	7.1	1.2	17	3.5 J	9.4	7.8	10	8.6	8.9	8.9	7.2	5.4
trans-1,2-Dichloroethylene	5	1.2	0.9 J	3.2	4.8	83	55	6.2	10	6.3	32	18	15	21	8.2
trans-1,3-Dichloropropylene	0.4*	ND< 0.40	ND< 0.40	ND< 0.40	ND< 0.20	ND< 0.20	ND< 2.5	ND< 0.20	ND< 0.20	ND< 2.5	ND< 0.2	ND< 0.2	ND< 0.2	ND< 0.2	ND< 0.20
Trichloroethylene	5	310	200	240	260	250	130	130	120	ND< 250	130	150	200	140	100
Trichlorofluoromethane (freon 11)	5	ND< 0.40	ND< 0.40	3.1	1.8	ND< 0.20	6.3	ND< 0.20	0.53	ND< 2.5	0.35 J	ND< 0.2	ND< 0.2	ND< 0.2	0.37 J
Vinyl Chloride	2	140	89	61	87	250	120	340	660	450	550	880 CCV-E	880 CCV-E	670	440
Total VOC concentration	NS	1,123.8	978.3	1,076.6	832.0	3,109.9	1,717.4	2,434.6	3,252.4	758.6	2,315.9	3,318.8	3,377.4	2,383.9	1,894.79
Total CVOC concentration	NS	1,079.9	966.3	1,059.1	824.1	3,062.3	1,708.3	2,410.2	3,229.4	744.7	2,292.0	3,291.1	3,348.0	2,360.6	1,875.87
Total Petro-VOC concentration	NS	12.9	11.0	16.3	6.7	36.8	9.1	21.2	19.5	13.9	22.2	21.8	23.5	19.0	15.27
Other VOC concentration	NS	31.0	1.0	1.2	1.2	10.8	0.0	3.2	3.5	0.0	1.7	5.9	5.9	4.3	3.65
Location of screen	Just beneath water table (242.5' - 232.5' amsl)														

Groundwater Analytical Results Summary
136 Fuller Road, Albany, New York - BCP Site # C401055
LaBella Project # 2222575

Sample Location Sample ID: FRMW (Fuller Rd Monitoring Well)- Well ID# (approx. depth to well bottom) and (Screen Interval) Sample Date Lab Sample ID Groundwater Elevation (ft.)	6 NYCRR Part 703.5	MW30 FRMW-MW30-X20 (10-20')											
		12/16/2021	4/1/2022	6/7/2022	9/22/2022	12/14/2022	3/30/2023	6/21/2023	9/12/2023	12/20/2023	3/19/2024	6/10/2024	9/5/2024
		21L1055-04 240.36	22D0076-04 240.26	22F0429-11 238.84	22I1220-04 237.60	22L0969-04 239.96	23D0011-03 239.96	23F1500-10 239.84	23I0834-04 237.55	23L1487-01 240.17	24C1318-04 240.17	24F0876-02 238.17	24I0384-05 238.23
Analyte	ppb	ppb	ppb	ppb	ppb	ppb	ppb	ppb	ppb	ppb	ppb	ppb	ppb
1,1,1-Trichloroethane	5	16	6.3	92	260	970	4.4	85	120	2,390	20	380	1,400
1,1,2,2-Tetrachloroethane	5	ND< 0.20	ND< 0.20	ND< 0.20	ND< 0.20	ND< 0.20	ND< 0.20	ND< 0.20	ND< 0.20	ND< 1.28	ND< 0.200	ND< 0.20	ND< 0.20
1,1,2-Trichloro-1,2,2-trifluoroethane	5	ND< 0.20	ND< 0.20	ND< 0.20	ND< 0.20	ND< 0.20	ND< 0.20	ND< 0.20	ND< 0.20	314	ND< 0.200	ND< 0.20	ND< 0.20
1,1,2-Trichloroethane	1	ND< 0.20	ND< 0.20	0.24 J	3.6	ND< 0.20	ND< 0.20	ND< 0.20	0.52	ND< 1.24	ND< 0.200	1.4	ND< 0.20
1,1-Dichloroethane	5	10	27	56	890	440	2.2	88	110	530	42	120	250
1,1-Dichloroethylene	5	9.4	2.9	8.8	82	49	0.24 J	11	8.2	70.6	7.2	16	70
1,2,3-Trichlorobenzene	5	ND< 0.20	ND< 0.20	ND< 0.20	ND< 0.20	ND< 0.20	ND< 0.20	ND< 0.20	ND< 0.20	ND< 1.11	ND< 0.200	ND< 0.20	ND< 0.20
1,2,4-Trichlorobenzene	5	ND< 0.20	ND< 0.20	ND< 0.20	ND< 0.20	ND< 0.20	ND< 0.20	ND< 0.20	ND< 0.20	ND< 0.690	ND< 0.200	ND< 0.20	ND< 0.20
1,2-Dibromo-3-chloropropane	0.04	ND< 0.20	ND< 0.20	ND< 0.20	ND< 0.20	ND< 0.20	ND< 0.20	ND< 0.20	ND< 0.20	ND< 2.16	ND< 0.200	ND< 0.20	ND< 0.20
1,2-Dibromoethane	0.0006	ND< 0.20	ND< 0.20	ND< 0.20	ND< 0.20	ND< 0.20	ND< 0.20	ND< 0.20	ND< 0.20	ND< 1.08	ND< 0.200	ND< 0.20	ND< 0.20
1,2-Dichlorobenzene	3	ND< 0.20	ND< 0.20	ND< 0.20	ND< 0.20	ND< 0.20	ND< 0.20	ND< 0.20	ND< 0.20	ND< 1.35	ND< 0.200	ND< 0.20	ND< 0.20
1,2-Dichloroethane	0.6	ND< 0.20	0.29 J	1.5	9.7	3.2	ND< 0.20	0.7	ND< 0.20	ND< 1.88	ND< 0.200	0.86	ND< 0.20
1,2-Dichloropropane	1	ND< 0.20	ND< 0.20	ND< 0.20	ND< 0.20	ND< 0.20	ND< 0.20	ND< 0.20	ND< 0.20	ND< 1.64	ND< 0.200	ND< 0.20	ND< 0.20
1,3-Dichlorobenzene	3	ND< 0.20	ND< 0.20	ND< 0.20	ND< 0.20	ND< 0.20	ND< 0.20	ND< 0.20	ND< 0.20	ND< 1.42	ND< 0.200	ND< 0.20	ND< 0.20
1,4-Dichlorobenzene	3	ND< 0.20	ND< 0.20	ND< 0.20	ND< 0.20	ND< 0.20	ND< 0.20	ND< 0.20	ND< 0.20	ND< 1.56	ND< 0.200	ND< 0.20	ND< 0.20
2-Butanone	50*	ND< 0.20	ND< 0.20	ND< 0.20	ND< 0.20	ND< 0.20	ND< 0.20	ND< 0.20	ND< 0.20	ND< 2.10	ND< 0.200	ND< 0.20	ND< 0.20
2-Hexanone	50*	ND< 0.20	ND< 0.20	ND< 0.20	ND< 0.20	ND< 0.20	ND< 0.20	ND< 0.20	ND< 0.20	ND< 1.60	ND< 0.200	ND< 0.20	ND< 0.20
Methyl isobutyl ketone (4-Methyl-2-pentanone)	NS	ND< 0.20	ND< 0.20	ND< 0.20	ND< 0.20	ND< 0.20	ND< 0.20	ND< 0.20	ND< 0.20	ND< 1.82	ND< 0.200	ND< 0.20	ND< 0.20
Acetone	50*	ND< 1	ND< 1	1.4 J	ND< 1	2.7 J	1.6 J	ND< 1.0	ND< 1.0	13.8	ND< 1	2.9	10.0
Benzene	1	0.70	ND< 0.20	0.850	7.2	2.8	ND< 0.20	ND< 0.20	0.53	ND< 1.40	ND< 0.220	0.57	1.8
Bromochloromethane	5	ND< 0.20	ND< 0.20	ND< 0.20	ND< 0.20	ND< 0.20	ND< 0.20	ND< 0.20	ND< 0.20	ND< 1.77	ND< 0.200	ND< 0.20	ND< 0.20
Bromodichloromethane	50*	ND< 0.20	ND< 0.20	ND< 0.20	ND< 0.20	ND< 0.20	ND< 0.20	ND< 0.20	ND< 0.20	ND< 1.22	ND< 0.200	ND< 0.20	ND< 0.20
Bromoform	50*	ND< 0.20	ND< 0.20	ND< 0.20	ND< 0.20	ND< 0.20	0.670 J	ND< 0.20	ND< 0.20	ND< 0.815	ND< 0.200	ND< 0.20	ND< 0.20
Bromomethane	5	ND< 0.20	ND< 0.20	ND< 0.20	ND< 0.20	ND< 0.20	ND< 0.20	ND< 0.20	ND< 0.20	ND< 0.595	ND< 0.200	ND< 0.20	ND< 0.20
Carbon disulfide	60*	ND< 0.20	ND< 0.20	0.52 B	1.3	ND< 0.20	ND< 0.20	ND< 0.20	ND< 0.20	ND< 1.81	ND< 0.200	0.28 J	1.6
Carbon tetrachloride	5	ND< 0.20	ND< 0.20	ND< 0.20	ND< 0.20	ND< 0.20	ND< 0.20	ND< 0.20	ND< 0.20	ND< 1.02	ND< 0.200	ND< 0.20	ND< 0.20
Chlorobenzene	5	ND< 0.20	ND< 0.20	ND< 0.20	1.2	0.62	0.62	ND< 0.20	ND< 0.20	ND< 1.42	ND< 0.200	0.22 J	0.68
Chloroethane	5	33	7.8	44	180	120	0.36 J	28	19	36	2.6	12	18
Chloroform	7	ND< 0.20	0.28 J	ND< 0.20	ND< 0.20	0.23 J	0.73	1.5	0.82	ND< 1.22	ND< 0.200	0.27 J	0.31 J
Chloromethane	5	0.24 J	ND< 0.20	ND< 0.20	ND< 0.20	ND< 0.20	ND< 0.20	ND< 0.20	ND< 0.20	ND< 1.86	ND< 0.200	ND< 0.20	ND< 0.20
cis-1,2-Dichloroethylene	5	45	140	460	7,500	5,100	13	610	610	2,460	19	910	1,500
cis-1,3-Dichloropropylene	0.4 ⁺	ND< 0.20	ND< 0.20	ND< 0.20	ND< 0.20	ND< 0.20	ND< 0.20	ND< 0.20	ND< 0.20	ND< 1.31	ND< 0.200	ND< 0.20	ND< 0.20
Cyclohexane	NS	ND< 0.20	ND< 0.20	ND< 0.20	ND< 0.20	ND< 0.20	ND< 0.20	ND< 0.20	ND< 0.20	ND< 2.46	ND< 0.200	ND< 0.20	ND< 0.20
Dibromochloromethane	50*	ND< 0.20	ND< 0.20	ND< 0.20	ND< 0.20	ND< 0.20	ND< 0.20	ND< 0.20	ND< 0.20	ND< 0.730	ND< 0.200	ND< 0.20	ND< 0.20
Dichlorodifluoromethane	5	1.5	0.36 J	ND< 0.20	24	24	24	4.8	1.6	52.4	10	30	120
Ethyl Benzene	5	3.8	1.8	7.4	39	11	11	1.9	0.55	24	1.3	4.6	15
Isopropylbenzene	5	0.59	0.34 J	0.41 J	1.7	0.94	ND< 0.20	0.26 J	ND< 0.20	ND< 2.02	ND< 0.200	0.31 J	1.1
Methyl acetate	NS	ND< 0.20	ND< 0.20	ND< 0.20	ND< 0.20	ND< 0.20	ND< 0.20	ND< 0.20	ND< 0.20	ND< 2.21	ND< 0.200	ND< 0.20	ND< 0.20
Methyl tert-butyl ether (MTBE)	10*	ND< 0.20	ND< 0.20	ND< 0.20	ND< 0.20	ND< 0.20	ND< 0.20	ND< 0.20	ND< 0.20	ND< 1.22	ND< 0.200	ND< 0.20	ND< 0.20
Methylcyclohexane	NS	ND< 0.20	0.25 J	1	3.5	2.7	ND< 0.20	1.0	ND< 0.20	ND< 2.38	ND< 0.200	0.92	3.5
Methylene chloride	5	ND< 1.0	ND< 1.0	ND< 1.0	3.5	ND< 1.0	ND< 1.0	ND< 1.0	ND< 0.20	6.2	ND< 1	ND< 1.0	ND< 1.0
o-Xylene	5	2.3	0.58	7.9	90	41	ND< 0.20	10	5.8	134	4.3	17	91
p- & m- Xylenes	5	1.7	ND< 0.50	7	68	56	ND< 0.50	2.3	2.0	85.9	5	15	65
Styrene	5	ND< 0.20	ND< 0.20	0.24 J	2.9	ND< 0.20	ND< 0.20	ND< 0.20	0.20 J	4.10	ND< 0.200	ND< 0.20	ND< 0.20
Tetrachloroethylene	5	44	38	21	570	3,400	62	310	310	14,100	140	4,300	17,000
Toluene	5	4.6	1.2	9.5	59	44	ND< 0.20	3.2	2.1	92.3	4.6	11	71
trans-1,2-Dichloroethylene	5	1.8	0.61	5.3	90	22	ND< 0.20	3	1.3	5.8	0.43	6.5	29.0
trans-1,3-Dichloropropylene	0.4 ⁺	ND< 0.20	ND< 0.20	ND< 0.20	ND< 0.20	ND< 0.20	ND< 0.20	ND< 0.20	ND< 0.20	ND< 1.14	ND< 0.200	ND< 0.20	ND< 0.20
Trichloroethylene	5	35	16	100	1,100	1,900	15	350	320	2,080	16	510	1,300
Trichlorofluoromethane (freon 11)	5	ND< 0.20	ND< 0.20	ND< 0.20	19	76	1.1	1.8	6.1	314	17	140	670
Vinyl Chloride	2	13	36	32 J	480	310	ND< 0.60	71	37	63	30	27	27
Total VOC concentration	NS	222.63	279.71	857.06	11,485.60	12,576.19	136.92	1,583.46	1,555.72	22,776.10	319.43	6,506.83	22,644.99
Total CVOC concentration	NS	208.94	275.54	820.84	11,213.00	12,415.05	123.65	1,564.80	1,544.54	22,422.00	304.23	6,454.25	22,384.99
Total Petro-VOC concentration	NS	13.69	3.92	33.30	267.80	155.74	11.00	17.66	11.18	340.30	15.20	48.48	244.90
Other VOC concentration	NS	0.00	0.25	2.92	4.80	5.40	2.27	1.00	0.00	13.80	0.00	4.10	15.10
Location of screen	Just beneath water table (242.5' - 232.5' amsl)												

Groundwater Analytical Results Summary
136 Fuller Road, Albany, New York - BCP Site # C401055
LaBella Project # 2222575

Sample ID: FRMW (Fuller Rd Monitoring Well)- Well ID# (approx. depth to well bottom) and (Screen Interval) Sample Date Lab Sample ID Groundwater Elevation (ft.)	Sample Location 6 NYCRR Part 703.5	MW32 FRMW-MW32-X25 (15-25')																
		09/16/14	12/15/14	03/17/15	06/25/15	09/16/15	11/30/15	03/03/16	05/26/16	09/29/16	10/31/16	12/1/2016	3/28/2017	6/28/2017	9/29/2017	12/11/2017	3/29/2018	6/13/2018
		14I0784-06	14L0667-04	15OC563-06	15F1052-05	15I0617-04	15L0018-04	16C0192-04	16E1165-06	16I1131-02	16K0022-02	16L0074-02	17C1158-04	17F1193-03	17J0005-04	17L0427-02	18C1190-04	18F0674-03
		238.21	238.01	238.20	238.07	237.41	237.70	237.02	237.84	237.02	236.84	237.05	237.81	239.05	238.15	237.50	238.01	237.66
Analyte	ppb	ppb	ppb	ppb	ppb	ppb	ppb	ppb	ppb	ppb	ppb	ppb	ppb	ppb	ppb	ppb	ppb	ppb
1,1,1-Trichloroethane	5	74	72.0	26	13	30 D	92	460 D	960	1400	1200 CCV-E	610	490	1,900	630	940	1,200	180
1,1,2,2-Tetrachloroethane	5	ND< 0.5	ND< 0.5	ND< 0.5	ND< 0.5	ND< 0.4	ND< 0.2	ND< 0.2	ND< 0.5	ND< 0.20	ND< 0.20	ND< 2	ND< 20	ND< 40	ND< 5.0	ND< 0.20	ND< 0.20	ND< 10
1,1,2-Trichloro-1,2,2-trifluoroethane	5	ND< 0.5	ND< 0.5	ND< 0.5	ND< 0.5	ND< 0.4	ND< 0.2	ND< 0.2	ND< 0.5	ND< 0.20	ND< 0.20	ND< 2	ND< 20	ND< 40	10 J	ND< 0.20	ND< 0.20	ND< 10
1,1,2-Trichloroethane	1	ND< 0.5	ND< 0.5	ND< 0.5	ND< 0.5	ND< 0.4	0.49 J	0.37 J	0.74	ND< 0.20	ND< 0.20	ND< 2	ND< 20	ND< 40	ND< 5.0	ND< 0.20	0.63	ND< 10
1,1-Dichloroethane	5	40	36	16	31	34 D	220	ND< 0.2	160	96	77	62	120	160	120	140	69	56
1,1-Dichloroethylene	5	38	29.0	13	6.9	7.1 D	28	33	100	81	85	41	49 J	210	110	65	69	42
1,2,3-Trichlorobenzene	5	ND< 0.5	ND< 0.5	ND< 0.5	ND< 0.5	ND< 0.4	ND< 0.2	ND< 0.2	ND< 0.5	ND< 0.20	ND< 0.20	ND< 2	ND< 20	ND< 40	ND< 5.0	ND< 0.20	ND< 0.20	ND< 10
1,2,4-Trichlorobenzene	5	ND< 0.5	ND< 0.5	ND< 0.5	ND< 0.5	ND< 0.4	ND< 0.2	ND< 0.2	ND< 0.5	ND< 0.20	ND< 0.20	ND< 2	ND< 20	ND< 40	ND< 5.0	ND< 0.20	ND< 0.20	ND< 10
1,2-Dibromo-3-chloropropane	0.04	ND< 2	ND< 0.5	ND< 2	ND< 0.5	ND< 0.4	ND< 0.2	ND< 0.2	ND< 0.5	ND< 0.20	ND< 0.20	ND< 2	ND< 20	ND< 40	ND< 5.0	ND< 0.20	ND< 0.20	ND< 10
1,2-Dibromoethane	0.0006	ND< 0.5	ND< 0.5	ND< 0.5	ND< 0.5	ND< 0.4	ND< 0.2	ND< 0.2	ND< 0.5	ND< 0.20	ND< 0.20	ND< 2	ND< 20	ND< 40	ND< 5.0	ND< 0.20	ND< 0.20	ND< 10
1,2-Dichlorobenzene	3	ND< 0.5	ND< 0.5	ND< 0.5	ND< 0.5	ND< 0.4	ND< 0.2	ND< 0.2	ND< 0.5	ND< 0.20	ND< 0.20	ND< 2	ND< 20	ND< 40	ND< 5.0	ND< 0.20	ND< 0.20	ND< 10
1,2-Dichloroethane	0.6	1.6	ND< 0.5	0.54	ND< 0.5	0.58 JD	2	1.2	3.0	1.3	ND< 0.20	ND< 2	ND< 20	ND< 40	ND< 5.0	2.4	ND< 0.20	ND< 10
1,2-Dichloropropane	1	ND< 0.5	ND< 0.5	ND< 0.5	ND< 0.5	ND< 0.4	ND< 0.2	ND< 0.2	ND< 0.5	ND< 0.20	ND< 0.20	ND< 2	ND< 20	ND< 40	ND< 5.0	ND< 0.20	ND< 0.20	ND< 10
1,3-Dichlorobenzene	3	ND< 0.5	ND< 0.5	ND< 0.5	ND< 0.5	ND< 0.4	ND< 0.2	ND< 0.2	ND< 0.5	ND< 0.20	ND< 0.20	ND< 2	ND< 20	ND< 40	ND< 5.0	ND< 0.20	ND< 0.20	ND< 10
1,4-Dichlorobenzene	3	ND< 0.5	ND< 0.5	ND< 0.5	ND< 0.5	ND< 0.4	ND< 0.2	ND< 0.2	ND< 0.5	ND< 0.20	ND< 0.20	ND< 2	ND< 20	ND< 40	ND< 5.0	ND< 0.20	ND< 0.20	ND< 10
2-Butanone	50*	ND< 2	ND< 0.5	ND< 2	ND< 0.5	ND< 0.4	ND< 0.2	55	ND< 0.5	ND< 0.20	ND< 0.20	ND< 2	ND< 20	ND< 40	ND< 5.0	ND< 0.20	ND< 0.20	ND< 10
2-Hexanone	50*	ND< 0.5	ND< 0.5	ND< 0.5	ND< 0.5	ND< 0.4	ND< 0.2	ND< 0.2	ND< 0.5	ND< 0.20	ND< 0.20	ND< 2	ND< 20	ND< 40	ND< 5.0	ND< 0.20	ND< 0.20	ND< 10
Methyl isobutyl ketone (4-Methyl-2-pentanone)	NS	ND< 0.5	ND< 0.5	ND< 0.5	ND< 0.5	ND< 0.4	ND< 0.2	ND< 0.2	ND< 0.5	ND< 0.20	ND< 0.20	ND< 2	ND< 20	ND< 40	ND< 5.0	ND< 0.20	ND< 0.20	ND< 10
Acetone	50*	ND< 2	ND< 2	ND< 2	ND< 2	3.40 JBD	ND< 1	ND< 1	ND< 0.5	ND< 1	ND< 1	ND< SCALE	140 J	360 J	58	ND< 1.0	ND< 1.0	ND< 50
Benzene	1	0.29 J	ND< 0.5	ND< 0.5	ND< 0.5	ND< 0.4	0.33 J	0.21 J	0.48 J	0.3 J	0.3 J	ND< 2	ND< 20	ND< 40	ND< 5.0	0.37 J	ND< 0.20	ND< 10
Bromochloromethane	5	ND< 0.5	ND< 0.5	ND< 0.5	ND< 0.5	ND< 0.4	ND< 0.2	ND< 0.2	ND< 0.5	ND< 0.20	ND< 0.20	ND< 2	ND< 20	ND< 40	ND< 5.0	ND< 0.20	ND< 0.20	ND< 10
Bromodichloromethane	50*	ND< 0.5	ND< 0.5	ND< 0.5	ND< 0.5	ND< 0.4	ND< 0.2	ND< 0.2	ND< 0.5	ND< 0.20	ND< 0.20	ND< 2	ND< 20	ND< 40	ND< 5.0	ND< 0.20	ND< 0.20	ND< 10
Bromoform	50*	ND< 0.5	ND< 0.5	ND< 0.5	ND< 0.5	ND< 0.4	ND< 0.2	ND< 0.2	ND< 0.5	ND< 0.20	ND< 0.20	ND< 2	ND< 20	ND< 40	ND< 5.0	ND< 0.20	ND< 0.20	ND< 10
Bromomethane	5	ND< 0.5	ND< 0.5	ND< 0.5	ND< 0.5	ND< 0.4	ND< 0.2	ND< 0.2	ND< 0.5	ND< 0.20	0.40 JB	ND< 2	ND< 20	ND< 40	ND< 5.0	ND< 0.20	ND< 0.20	ND< 10
Carbon disulfide	60*	ND< 0.5	ND< 0.5	ND< 0.5	ND< 0.5	ND< 0.4	ND< 0.2	0.43 J	ND< 0.5	ND< 0.20	ND< 0.20	ND< 2	ND< 20	ND< 40	ND< 5.0	ND< 0.20	ND< 0.20	ND< 10
Carbon tetrachloride	5	12	ND< 0.5	5.2	ND< 0.5	ND< 0.4	ND< 0.2	ND< 0.2	ND< 0.5	ND< 0.20	ND< 0.20	ND< 2	ND< 20	ND< 40	ND< 5.0	ND< 0.20	ND< 0.20	ND< 10
Chlorobenzene	5	ND< 0.5	ND< 0.5	ND< 0.5	ND< 0.5	ND< 0.4	ND< 0.2	ND< 0.2	ND< 0.5	ND< 0.20	ND< 0.20	ND< 2	ND< 20	ND< 40	ND< 5.0	ND< 0.20	ND< 0.20	ND< 10
Chloroethane	5	0.58	ND< 0.5	ND< 0.5	ND< 0.5	ND< 0.4	ND< 0.2	ND< 0.2	ND< 0.5	ND< 0.20	0.2 CCV-E	ND< 2	ND< 20	ND< 40	ND< 5.0	ND< 0.20	ND< 0.20	ND< 10
Chloroform	7	0.72	2.2	ND< 0.5	ND< 0.5	ND< 0.4	0.29 J	ND< 0.2	0.41 J	ND< 0.20	ND< 0.20	ND< 2	ND< 20	ND< 40	ND< 5.0	0.25 J	ND< 0.20	ND< 10
Chloromethane	5	ND< 0.5	ND< 0.5	ND< 0.5	ND< 0.5	ND< 0.4	ND< 0.2	ND< 0.2	ND< 0.5	ND< 0.20	ND< 0.20	ND< 2	ND< 20	ND< 40	ND< 5.0	ND< 0.20	ND< 0.20	ND< 10
cis-1,2-Dichloroethylene	5	1300	1600	440	150	280 D	1400	910 D	1000	1200	1700	1,100	1,900	1,200	2,100	1,800	1,200	510
cis-1,3-Dichloropropylene	0.4 ⁺	ND< 0.5	ND< 0.5	ND< 0.5	ND< 0.5	ND< 0.4	ND< 0.2	ND< 0.2	ND< 0.5	ND< 0.20	ND< 0.20	ND< 2	ND< 20	ND< 40	ND< 5.0	ND< 0.20	ND< 0.20	ND< 10
Cyclohexane	NS	ND< 0.5	ND< 0.5	0.36 J	ND< 0.5	ND< 0.4	ND< 0.2	ND< 0.2	ND< 0.5	ND< 0.20	ND< 0.20	ND< 2	ND< 20	ND< 40	ND< 5.0	0.52	ND< 0.20	ND< 10
Dibromochloromethane	50*	ND< 0.5	ND< 0.5	ND< 0.5	ND< 0.5	ND< 0.4	ND< 0.2	ND< 0.2	ND< 0.5	ND< 0.20	ND< 0.20	ND< 2	ND< 20	ND< 40	ND< 5.0	ND< 0.20	ND< 0.20	ND< 10
Dichlorodifluoromethane	5	1.7	ND< 0.5	6.4 ICV-E	ND< 0.5	ND< 0.4	1.4	1.2	6.4	24	ND< 0.20	ND< 2	ND< 20	ND< 40	46	1.2	ND< 0.20	ND< 10
Ethyl Benzene	5	0.31 J	ND< 0.5	ND< 0.5	ND< 0.5	ND< 0.4	ND< 0.2	ND< 0.2	ND< 0.5	ND< 0.20	ND< 0.20	ND< 2	ND< 20	ND< 40	ND< 5.0	ND< 0.20	ND< 0.20	ND< 10
Isopropylbenzene	5	ND< 0.5	ND< 0.5	ND< 0.5	ND< 0.5	ND< 0.4	ND< 0.2	ND< 0.2	ND< 0.5	ND< 0.20	ND< 0.20	ND< 2	ND< 20	ND< 40	ND< 5.0	ND< 0.20	ND< 0.20	ND< 10
Methyl acetate	NS	ND< 0.5	ND< 0.5	ND< 0.5	ND< 0.5	ND< 0.4	ND< 0.2	ND< 0.2	ND< 0.5	ND< 0.20	ND< 0.20	ND< 2	ND< 20	ND< 40	ND< 5.0	ND< 0.20	ND< 0.20	ND< 10
Methyl tert-butyl ether (MTBE)	10*	0.63	ND< 0.5	ND< 0.5	0.86	1.60 D	1.50	0.95	1.2	1.4	ND< 0.20	ND< 2	ND< 20	ND< 40	ND< 5.0	ND< 0.20	ND< 0.20	ND< 10
Methylcyclohexane	NS	2.2	3.7	1.3	ND< 0.5	ND< 0.4	0.57	0.47 J	0.51	0.76	0.30 J	ND< 2	ND< 20	ND< 40	ND< 5.0	1.3	ND< 0.20	ND< 10
Methylene chloride	5	ND< 2	1.5 J,B	ND< 2	ND< 2	ND< 2	ND< 1	ND< 1	ND< 2	ND< 1	ND< 1	ND< 10	ND< 100	210 J	ND< 25	ND< 1.0	ND< 1.0	ND< 50
o-Xylene	5	ND< 0.5	ND< 0.5	ND< 0.5	ND< 0.5	ND< 0.4	ND< 0.2	ND< 0.2	ND< 0.5	2.0	1.3	ND< 2	ND< 20	ND< 40	ND< 5.0	0.45 J	ND< 0.20	ND< 10
p- & m- Xylenes	5	ND< 1	ND< 1.0	ND< 1	ND< 1	ND< 1	ND< 0.5	ND< 0.5	ND< 1	ND< 0.50	ND< 0.50	ND< 5	ND< 50	ND< 100	ND< 12	ND< 0.50	ND< 0.50	ND< 25
Styrene	5	ND< 0.5	ND< 0.5	ND< 0.5	ND< 0.5	ND< 0.4	ND< 0.2	ND< 0.2	ND< 0.5	ND< 0.20	ND< 0.20	ND< 2	ND< 20	ND< 40	ND< 5.0	ND< 0.20	ND< 0.20	ND< 10
Tetrachloroethylene	5	280	260 SCAL-E	170	120	210 D	1000	640 D	2500	ND< 0.20	4,200 SCAL-E	3,400 SCAL-E	2,700	6,500	2,700 B	4,500	3,700	1,600 QL-02
Toluene	5	0.5	ND< 0.50	ND< 0.5	ND< 0.5	ND< 0.4	ND< 0.2	ND< 0.2	ND< 0.5	ND< 0.20	ND< 0.20	ND< 2	ND< 20	ND< 40	ND< 5.0	ND< 0.20	ND< 0.20	ND< 10
trans-1,2-Dichloroethylene	5	6.3	4.70	2.3	0.62	2.30 D	19	21	42	52	92	3 J	ND< 20	ND< 40	ND< 5.0	45	23	ND< 10
trans-1,3-Dichloropropylene	0.4 ⁺	ND< 0.5	ND< 0.5	ND< 0.5	ND< 0.5	ND< 0.4	ND< 0.2	ND< 0.2	ND< 0.5	ND< 0.20	ND< 0.20	ND< 2	ND< 20	ND< 40	ND< 5.0	ND< 0.20	ND< 0.20	ND< 10
Trichloroethylene	5	100	76.0	52	13	65 D	370	150	130	71	63.0	40	86	170	88	150	130	98 QL-02
Trichlorofluoromethane (freon 11)	5	3	2.1	2.2 ICV-E	2.8	2.8 D	3.6	7.0	6.3	7.6	10	4.4 J	ND< 20	ND< 40	7.0 J	3.6	5.1	ND< 10
Vinyl Chloride	2	0.70	ND< 0.50	ND< 0.5	ND< 0.5	ND< 0.4	0.43 J	3.6	0.47 J	0.23 J	7.9	ND< 2	ND< 20	ND< 40	ND< 5.0	0.96	ND< 0.20	ND< 10
Total VOC concentration	NS	1,862.53	2,087.20	726.70	338.18	636.78	3,139.61	2,284.43	4,911.51	2,937.59	7,437.43	5,260.70	5,485.00	10,710.00	5,869.00	7,651.05	6,396.73	2,486.00
Total CVOC concentration	NS	1,858.60	2,083.50	725.04	337.32	631.78												

Groundwater Analytical Results Summary
136 Fuller Road, Albany, New York - BCP Site # C401055
LaBella Project # 2222575

Sample Location Sample ID: FRMW (Fuller Rd Monitoring Well)- Well ID# (approx. depth to well bottom) and (Screen Interval) Sample Date Lab Sample ID Groundwater Elevation (ft.)	6 NYCRR Part 703.5	MW32 FRMW-MW32-X25 (15-25')													
		9/6/2018	12/6/2018	3/5/2019	6/11/2019	6/11/2019	9/17/2019	12/17/2019	12/17/2019	3/16/2020	6/11/2020	6/11/2020	8/27/2020	12/14/2020	uplicate 12/15/20
		18I0297-01	18L0310-02	19C0144-02	19F0430-12	19F0430-15	19I0905-05	19L0806-05	19L0806-05	20C0746-02	20F0477-12	20F0477-15	20H1134-05	20L0785-05	20L0785-07
		238.12	238.95	239.57	239.89	Duplicate	239.02	239.04	239.04	239.29	239.50	Duplicate	239.50	238.70	238.70
Analyte	ppb	ppb	ppb	ppb	ppb	ppb	ppb	ppb	ppb	ppb	ppb	ppb	ppb	ppb	ppb
1,1,1-Trichloroethane	5	13	130	200	2,100	2,000	220	24	24	5.3	44	45	32	56	51
1,1,2,2-Tetrachloroethane	5	ND< 0.20	ND< 0.20	ND< 0.20	ND< 0.20	ND< 0.20	ND< 0.20	ND< 2.5	ND< 2.5	ND< 0.20	ND< 0.20	ND< 0.20	ND< 2.5	ND< 0.20	ND< 0.20
1,1,2-Trichloro-1,2,2-trifluoroethane	5	ND< 0.20	ND< 0.20	ND< 0.20	ND< 0.20	ND< 0.20	ND< 0.20	ND< 2.5	ND< 2.5	ND< 0.20	ND< 0.20	ND< 0.20	ND< 2.5	ND< 0.20	ND< 0.20
1,1,2-Trichloroethane	1	ND< 0.20	ND< 0.20	ND< 0.20	ND< 0.20	ND< 0.20	ND< 0.20	ND< 2.5	ND< 2.5	ND< 0.20	ND< 0.20	ND< 0.20	ND< 2.5	ND< 0.20	ND< 0.20
1,1-Dichloroethane	5	5.9	120	60	320	290	65	14	14	2.1	18	18	71	30	28
1,1-Dichloroethylene	5	4.2	20.0	120	130	140	28	8.1	8.1	0.70 ICV-E	20	20	24	25	ND< 0.2
1,2,3-Trichlorobenzene	5	ND< 0.20	ND< 0.20	ND< 0.20	ND< 0.20	ND< 0.20	ND< 0.20	ND< 2.5	ND< 2.5	ND< 0.20	ND< 0.20	ND< 0.20	ND< 2.5	na	na
1,2,4-Trichlorobenzene	5	ND< 0.20	ND< 0.20	ND< 0.20	ND< 0.20	ND< 0.20	ND< 0.20	ND< 2.5	ND< 2.5	ND< 0.20	ND< 0.20	ND< 0.20	ND< 2.5	ND< 0.20	ND< 0.20
1,2-Dibromo-3-chloropropane	0.04	ND< 0.20	ND< 0.20	ND< 0.20	ND< 0.20	ND< 0.20	ND< 0.20	ND< 2.5	ND< 2.5	ND< 0.20	ND< 0.20	ND< 0.20	ND< 2.5	ND< 0.20	ND< 0.20
1,2-Dibromoethane	0.0006	ND< 0.20	ND< 0.20	ND< 0.20	ND< 0.20	ND< 0.20	ND< 0.20	ND< 2.5	ND< 2.5	ND< 0.20	ND< 0.20	ND< 0.20	ND< 2.5	ND< 0.20	ND< 0.20
1,2-Dichlorobenzene	3	ND< 0.20	ND< 0.20	ND< 0.20	ND< 0.20	ND< 0.20	ND< 0.20	ND< 2.5	ND< 2.5	ND< 0.20	ND< 0.20	ND< 0.20	ND< 2.5	na	na
1,2-Dichloroethane	0.6	ND< 0.20	1.5	5	ND< 0.20	4.0	ND< 0.20	ND< 2.5	ND< 2.5	ND< 0.20	0.49 J	0.50	ND< 2.5	0.65	0.62
1,2-Dichloropropane	1	ND< 0.20	ND< 0.20	ND< 0.20	ND< 0.20	ND< 0.20	ND< 0.20	ND< 2.5	ND< 2.5	ND< 0.20	ND< 0.20	ND< 0.20	ND< 2.5	ND< 0.20	ND< 0.20
1,3-Dichlorobenzene	3	ND< 0.20	ND< 0.20	ND< 0.20	ND< 0.20	ND< 0.20	ND< 0.20	ND< 2.5	ND< 2.5	3.4	ND< 0.20	ND< 0.20	ND< 2.5	na	na
1,4-Dichlorobenzene	3	ND< 0.20	ND< 0.20	ND< 0.20	ND< 0.20	ND< 0.20	ND< 0.20	ND< 2.5	ND< 2.5	ND< 0.20	ND< 2.20	ND< 2.20	ND< 2.5	na	na
2-Butanone	50*	ND< 0.20	ND< 0.20	ND< 0.20	ND< 0.20	ND< 0.20	ND< 0.20	ND< 2.5	ND< 2.5	ND< 0.20	ND< 0.20	ND< 0.20	ND< 2.5	ND< 0.20	ND< 0.20
2-Hexanone	50*	ND< 0.20	ND< 0.20	ND< 0.20	ND< 0.20	ND< 0.20	ND< 0.20	ND< 2.5	ND< 2.5	ND< 0.20	ND< 0.20	ND< 0.20	ND< 5.0	ND< 0.20	ND< 0.20
Methyl isobutyl ketone (4-Methyl-2-pentanone)	NS	ND< 0.20	ND< 0.20	ND< 0.20	ND< 0.20	ND< 0.20	ND< 0.20	ND< 2.5	ND< 2.5	ND< 0.20	ND< 0.20	ND< 0.20	ND< 2.5	ND< 0.20	ND< 0.20
Acetone	50*	ND< 1.0	ND< 1.00	ND< 1.00	ND< 1.00	1.7 J	ND< 1.00	ND< 5.0	ND< 5.0	ND< 1.0	ND< 1.0	ND< 1.0	ND< 2.5	1.2 J	1.6 J
Benzene	1	ND< 0.20	0.24 J	0.85	0.63	0.63	0.21 J	ND< 2.5	ND< 2.5	ND< 0.20	ND< 0.20	ND< 0.20	ND< 2.5	ND< 0.2	ND< 0.20
Bromochloromethane	5	ND< 0.20	ND< 0.20	ND< 0.20	ND< 0.20	ND< 0.20	ND< 0.20	ND< 2.5	ND< 2.5	ND< 0.20	ND< 0.20	ND< 0.20	ND< 2.5	na	na
Bromodichloromethane	50*	ND< 0.20	ND< 0.20	ND< 0.20	ND< 0.20	ND< 0.20	ND< 0.20	ND< 2.5	ND< 2.5	ND< 0.20	ND< 0.20	ND< 0.20	ND< 2.5	ND< 0.20	ND< 0.20
Bromoform	50*	ND< 0.20	ND< 0.20	ND< 0.20	ND< 0.20	ND< 0.20	ND< 0.20	ND< 2.5	ND< 2.5	ND< 0.20	ND< 0.20	ND< 0.20	ND< 2.5	ND< 0.20	ND< 0.20
Bromomethane	5	ND< 0.20	ND< 0.20	ND< 0.20	ND< 0.20	ND< 0.20	ND< 0.20	ND< 2.5	ND< 2.5	ND< 0.20	ND< 0.20	ND< 0.20	ND< 2.5	ND< 0.20	ND< 0.20
Carbon disulfide	60*	ND< 0.20	ND< 0.20	ND< 0.20	1.1	0.39 J	0.62	ND< 2.5	ND< 2.5	ND< 0.20	0.27 J	ND< 0.20	ND< 2.5	ND< 0.20	ND< 0.20
Carbon tetrachloride	5	ND< 0.20	ND< 0.20	ND< 0.20	ND< 0.20	ND< 0.20	ND< 0.20	ND< 2.5	ND< 2.5	ND< 0.20	ND< 0.20	ND< 0.20	ND< 2.5	ND< 0.20	ND< 0.20
Chlorobenzene	5	ND< 0.20	ND< 0.20	ND< 0.20	0.30 J	ND< 0.20	ND< 0.20	ND< 2.5	ND< 2.5	ND< 0.20	ND< 0.20	ND< 0.20	ND< 2.5	ND< 0.20	ND< 0.20
Chloroethane	5	ND< 0.20	ND< 0.20	ND< 0.20	ND< 0.20	ND< 0.20	ND< 0.20	ND< 2.5	ND< 2.5	ND< 0.20	ND< 0.20	ND< 0.20	ND< 2.5	ND< 0.20	ND< 0.20
Chloroform	7	ND< 0.20	ND< 0.20	0.62	0.48 J	0.50	ND< 0.20	ND< 2.5	ND< 2.5	ND< 0.20	ND< 0.20	ND< 0.20	ND< 2.5	0.27 J	0.26 J
Chloromethane	5	ND< 0.20	ND< 0.20	ND< 0.20	ND< 0.20	ND< 0.20	ND< 0.20	ND< 2.5	ND< 2.5	ND< 0.20	ND< 0.20	ND< 0.20	ND< 2.5	ND< 0.20	ND< 0.20
cis-1,2-Dichloroethylene	5	140	770	770	2,800	2,600	800	300	300	85	750	720	720	850	790
cis-1,3-Dichloropropylene	0.4 ⁺	ND< 0.20	ND< 0.20	ND< 0.20	ND< 0.20	ND< 0.20	ND< 0.20	ND< 2.5	ND< 2.5	ND< 0.20	ND< 0.20	ND< 0.20	ND< 2.5	ND< 0.20	ND< 0.20
Cyclohexane	NS	ND< 0.20	ND< 0.20	ND< 0.20	ND< 0.20	ND< 0.20	0.43 J	ND< 2.5	ND< 2.5	ND< 0.20	ND< 0.20	ND< 0.20	ND< 2.5	na	na
Dibromochloromethane	50*	ND< 0.20	ND< 0.20	ND< 0.20	ND< 0.20	ND< 0.20	ND< 0.20	ND< 2.5	ND< 2.5	ND< 0.20	0.53 ICV-E, dl-E	0.53	ND< 2.5	ND< 0.20	ND< 0.20
Dichlorodifluoromethane	5	ND< 0.20	0.89	4.2	40	1.3	ND< 0.20	ND< 2.5	ND< 2.5	ND< 0.20	ND< 0.20	ND< 0.20	ND< 2.5	0.48 J	0.41 J
Ethyl Benzene	5	ND< 0.20	ND< 0.20	ND< 0.20	ND< 0.20	0.20 J	ND< 0.20	ND< 2.5	ND< 2.5	ND< 0.20	ND< 0.20	ND< 0.20	ND< 2.5	ND< 0.20	ND< 0.20
Isopropylbenzene	5	ND< 0.20	ND< 0.20	ND< 0.20	ND< 0.20	ND< 0.20	ND< 0.20	ND< 2.5	ND< 2.5	ND< 0.20	ND< 0.20	ND< 0.20	ND< 2.5	ND< 0.20	ND< 0.20
Methyl acetate	NS	ND< 0.20	ND< 0.20	ND< 0.20	ND< 0.20	ND< 0.20	ND< 0.20	ND< 2.5	ND< 2.5	ND< 0.20	ND< 0.20	ND< 0.20	ND< 2.5	ND< 0.20	ND< 0.20
Methyl tert-butyl ether (MTBE)	10*	0.36 J	0.44 J	0.81	0.93	0.90	0.45 J	ND< 2.5	ND< 2.5	0.38 J	0.40 J	0.42 J	ND< 2.5	0.38 J	0.43 J
Methylcyclohexane	NS	ND< 0.20	0.41 J	2.2	2.4	2.3	1.0	ND< 2.5	ND< 2.5	ND< 0.20	ND< 0.20	ND< 0.20	ND< 5.0	ND< 0.20	ND< 0.20
Methylene chloride	5	ND< 1.0	ND< 1.0	ND< 1.0	ND< 1.0	ND< 1.0	ND< 1.0	ND< 2.5	ND< 2.5	ND< 1.00	ND< 1.00	ND< 1.00	ND< 2.5	ND< 1	ND< 1
o-Xylene	5	ND< 0.20	ND< 0.20	0.76	2.8	2.7	1.0	ND< 2.5	ND< 2.5	ND< 0.20	ND< 0.20	ND< 0.20	ND< 2.5	ND< 0.20	ND< 0.20
p- & m- Xylenes	5	ND< 0.50	ND< 0.50	ND< 0.50	1.1	1.2	ND< 0.50	ND< 2.5	ND< 2.5	ND< 0.50	ND< 0.50	ND< 0.50	ND< 2.5	ND< 0.50	ND< 0.50
Styrene	5	ND< 0.20	ND< 0.20	ND< 0.20	ND< 0.20	ND< 0.20	ND< 0.20	ND< 2.5	ND< 2.5	ND< 0.20	ND< 0.20	ND< 0.20	ND< 2.5	ND< 0.20	ND< 0.20
Tetrachloroethylene	5	150	1,000	4,500	7,500	6,600	2,900 CCV-E	130	130	35	37	37	ND< 250	48	44
Toluene	5	ND< 0.20	ND< 0.20	1.2	1.4	1.4	ND< 0.20	ND< 2.5	ND< 2.5	ND< 0.20	ND< 0.20	ND< 0.20	ND< 2.5	ND< 0.20	ND< 0.20
trans-1,2-Dichloroethylene	5	0.36 J	6.5	20	86	39	41	2.5 J	2.5 J	0.87	5.1	6.4	ND< 2.5	24	15
trans-1,3-Dichloropropylene	0.4 ⁺	ND< 0.20	ND< 0.20	ND< 0.20	ND< 0.20	ND< 0.20	ND< 0.20	ND< 2.5	ND< 2.5	ND< 0.20	ND< 0.20	ND< 0.20	ND< 2.5	ND< 0.20	ND< 0.20
Trichloroethylene	5	18	160	83	100	98	100	24	24	8.4	11	11	ND< 250	25	23
Trichlorofluoromethane (freon 11)	5	1.3	2	4.5	6.8	7.2	1.5	ND< 2.5	ND< 2.5	0.29 J	0.85	0.84	ND< 2.5	0.88	0.86
Vinyl Chloride	2	ND< 0.20	0.36 J	4.5	15	15	3.8	ND< 2.5	ND< 2.5	ND< 0.20	ND< 0.20	ND< 0.20	ND< 2.5	ND< 0.20	ND< 0.20
Total VOC concentration	NS	333.12	2,212.34	5,777.64	13,108.94	11,806.42	4,163.01	502.60	502.60	145.44	890.84	859.69	847.00	1,061.86	955.18
Total CVOC concentration	NS	332.76	2,211.25	5,771.82	13,098.58	11,795.00	4,159.30	502.60	502.60	145.06	890.17	859.27	847.00	1,060.28	953.15
Total Petro-VOC concentration	NS	0.36	0.68	3.62	6.86	7.03	1.66	0.00	0.00	0.38	0.40	0.42	0.00	0.38	0.43
Other VOC concentration	NS	0.0	0.41	2.2	3.5	2.3	2.05	0.0	0.0	0.0	0.3	0.0	0.0	1.2	1.6
Location of screen		Just beneath water table (237.5' - 227.5' amsl)													

Groundwater Analytical Results Summary
136 Fuller Road, Albany, New York - BCP Site # C401055
LaBella Project # 2222575

Sample Location Sample ID: FRMW (Fuller Rd Monitoring Well)- Well ID# (approx. depth to well bottom) and (Screen Interval) Sample Date Lab Sample ID Groundwater Elevation (ft.)	6 NYCRR Part 703.5	MW32 FRMW-MW32-X25 (15-25')														
		3/12/2021 21C0753-06 238.79	6/16/2021 21F0819-06 239.00	9/29/2021 21J0004-05 239.09	12/16/2021 21L1055-05 239.54	4/1/2022 22D0076-05 239.54	6/7/2022 22F0429-13 239.99	9/22/2022 22I1220-05 238.52	12/14/2022 22L0969-05 238.62	3/30/2023 23D0011-05 239.87	6/21/2023 23F1500-12 239.87	9/12/2023 23I0834-05 240.03	12/20/2023 23L1487-01 239.57	3/19/2024 24C1318-05 240.62	6/10/2024 24F0876-01 240.27	9/5/2024 24I0384-04 239.91
Analyte	ppb	ppb	ppb	ppb	ppb	ppb	ppb	ppb	ppb	ppb	ppb	ppb	ppb	ppb	ppb	ppb
1,1,1-Trichloroethane	5	2,400	1,400	2,400	1,200	2,000	880	350	1,400	3,100	1,900	41	4,520	78	360	400
1,1,2,2-Tetrachloroethane	5	ND< 0.20	ND< 0.20	ND< 0.20	ND< 0.20	ND< 0.20	ND< 0.20	ND< 0.20	ND< 0.20	ND< 0.20	ND< 0.20	ND< 0.20	ND< 0.256	ND< 0.200	ND< 0.20	ND< 0.20
1,1,2-Trichloro-1,2,2-trifluoroethane	5	ND< 0.20	ND< 0.20	ND< 0.20	ND< 0.20	ND< 0.20	ND< 0.20	ND< 0.20	ND< 0.20	ND< 0.20	ND< 0.20	ND< 0.20	3.48	ND< 0.200	ND< 0.20	ND< 0.20
1,1,2-Trichloroethane	1	0.62	4.8	ND< 0.20	ND< 0.20	ND< 0.20	2.1	ND< 0.20	0.580	ND< 2	ND< 0.20	ND< 0.20	ND< 0.249	ND< 0.200	ND< 0.20	ND< 0.20
1,1-Dichloroethane	5	52	150	180	180	360	120	81	61	160	250	40	133	58	49	28
1,1-Dichloroethylene	5	28	140	80	74	150	39 J	30	69	140	110	15	116	78	33	28
1,2,3-Trichlorobenzene	5	ND< 0.20	ND< 0.20	ND< 0.20	ND< 0.20	ND< 0.20	ND< 0.20	ND< 0.20	ND< 0.20	ND< 2	ND< 0.20	ND< 0.20	ND< 0.222	ND< 0.200	ND< 0.20	ND< 0.20
1,2,4-Trichlorobenzene	5	ND< 0.20	ND< 0.20	ND< 0.20	ND< 0.20	ND< 0.20	ND< 0.20	ND< 0.20	ND< 0.20	ND< 2	ND< 0.20	ND< 0.20	ND< 0.20	ND< 0.138	ND< 0.200	ND< 0.20
1,2-Dibromo-3-chloropropane	0.04	ND< 0.20	ND< 0.20	ND< 0.20	ND< 0.20	ND< 0.20	ND< 0.20	ND< 0.20	ND< 0.20	ND< 2	ND< 0.20	ND< 0.20	ND< 0.432	ND< 0.200	ND< 0.20	ND< 0.20
1,2-Dibromoethane	0.0006	ND< 0.20	ND< 0.20	ND< 0.20	ND< 0.20	ND< 0.20	ND< 0.20	ND< 0.20	ND< 0.20	ND< 2	ND< 0.20	ND< 0.20	ND< 0.215	ND< 0.200	ND< 0.20	ND< 0.20
1,2-Dichlorobenzene	3	ND< 0.20	ND< 0.20	ND< 0.20	ND< 0.20	ND< 0.20	ND< 0.20	ND< 0.20	ND< 0.20	ND< 2	ND< 0.20	ND< 0.20	ND< 0.270	ND< 0.200	ND< 0.20	ND< 0.20
1,2-Dichloroethane	0.6	0.43 J	0.38 J	ND< 0.20	ND< 0.20	4.6	4.8	ND< 0.20	ND< 0.20	ND< 2	2.2	0.79	ND< 0.377	ND< 0.200	0.77	ND< 0.20
1,2-Dichloropropane	1	ND< 0.20	ND< 0.20	ND< 0.20	ND< 0.20	ND< 0.20	ND< 0.20	ND< 0.20	ND< 0.20	ND< 2	ND< 0.20	ND< 0.20	ND< 0.327	ND< 0.200	ND< 0.20	ND< 0.20
1,3-Dichlorobenzene	3	ND< 0.20	ND< 0.20	ND< 0.20	ND< 0.20	ND< 0.20	ND< 0.20	ND< 0.20	ND< 0.20	ND< 2	ND< 0.20	ND< 0.20	ND< 0.283	ND< 0.200	ND< 0.20	ND< 0.20
1,4-Dichlorobenzene	3	ND< 0.20	ND< 0.20	ND< 0.20	ND< 0.20	ND< 0.20	ND< 0.20	ND< 0.20	ND< 0.20	ND< 2	ND< 0.20	ND< 0.20	ND< 0.311	ND< 0.200	ND< 0.20	ND< 0.20
2-Butanone	50*	ND< 0.20	ND< 0.20	ND< 0.20	ND< 0.20	ND< 0.20	ND< 0.20	ND< 0.20	ND< 0.20	ND< 2	ND< 0.20	ND< 0.20	ND< 0.421	ND< 0.200	ND< 0.20	ND< 0.20
2-Hexanone	50*	ND< 0.20	ND< 0.20	ND< 0.20	ND< 0.20	ND< 0.20	ND< 0.20	ND< 0.20	ND< 0.20	ND< 2	ND< 0.20	ND< 0.20	ND< 0.320	ND< 0.200	ND< 0.20	ND< 0.20
Methyl isobutyl ketone (4-Methyl-2-pentanone)	NS	ND< 0.20	ND< 0.20	ND< 0.20	ND< 0.20	ND< 0.20	ND< 0.20	ND< 0.20	ND< 0.20	ND< 2	ND< 0.20	ND< 0.20	ND< 0.365	ND< 0.200	ND< 0.20	ND< 0.20
Acetone	50*	1.0 J	ND< 1.00	ND< 1	ND< 1	ND< 1	ND< 1.0	ND< 1.0	ND< 1.0	ND< 10	ND< 1.0	ND< 1.0	ND< 1.34	ND< 1	ND< 1.0	2 J
Benzene	1	ND< 0.20	0.42 J	0.21 J	0.46 J	ND< 0.20	1.1	ND< 0.20	ND< 0.20	ND< 2	ND< 0.20	ND< 0.20	ND< 0.279	ND< 0.200	ND< 0.20	ND< 0.20
Bromochloromethane	5	ND< 0.20	ND< 0.20	ND< 0.20	ND< 0.20	ND< 0.20	ND< 0.20	ND< 0.20	ND< 0.20	ND< 2	ND< 0.20	ND< 0.20	ND< 0.354	ND< 0.200	ND< 0.20	ND< 0.20
Bromodichloromethane	50*	ND< 0.20	ND< 0.20	ND< 0.20	ND< 0.20	ND< 0.20	ND< 0.20	ND< 0.20	ND< 0.20	ND< 2	ND< 0.20	ND< 0.20	ND< 0.245	ND< 0.200	ND< 0.20	ND< 0.20
Bromoform	50*	ND< 0.20	ND< 0.20	ND< 0.20	ND< 0.20	ND< 0.20	ND< 0.20	ND< 0.20	ND< 0.20	ND< 2	ND< 0.20	ND< 0.20	ND< 0.163	ND< 0.200	ND< 0.20	ND< 0.20
Bromomethane	5	ND< 0.20	ND< 0.20	ND< 0.20	ND< 0.20	ND< 0.20	ND< 0.20	ND< 0.20	ND< 0.20	ND< 2	ND< 0.20	ND< 0.20	ND< 0.119	ND< 0.200	ND< 0.20	ND< 0.20
Carbon disulfide	60*	ND< 0.20	ND< 0.20	ND< 0.20	ND< 0.20	ND< 0.20	0.56 B	ND< 0.20	ND< 0.20	ND< 2	ND< 0.20	ND< 0.20	ND< 0.362	ND< 0.200	ND< 0.20	ND< 0.20
Carbon tetrachloride	5	ND< 0.20	ND< 0.20	ND< 0.20	ND< 0.20	ND< 0.20	ND< 0.20	ND< 0.20	ND< 0.20	ND< 2	ND< 0.20	ND< 0.20	ND< 0.204	ND< 0.200	ND< 0.20	ND< 0.20
Chlorobenzene	5	ND< 0.20	0.59	0.39 J	ND< 0.20	ND< 0.20	ND< 0.20	ND< 0.20	0.24 J	ND< 2	0.39 J	ND< 0.20	0.48	0.35 J	ND< 0.20	ND< 0.20
Chloroethane	5	ND< 0.20	ND< 0.20	ND< 0.20	ND< 0.20	0.42 J	ND< 0.20	ND< 0.20	ND< 0.20	ND< 2	ND< 0.20	ND< 0.20	ND< 0.448	ND< 0.200	ND< 0.20	ND< 0.20
Chloroform	7	ND< 0.20	0.44 J	0.23 J	ND< 0.20	0.57	ND< 0.20	ND< 0.20	ND< 0.20	ND< 2	0.49 J	ND< 0.20	0.45	ND< 0.200	ND< 0.20	ND< 0.20
Chloromethane	5	ND< 0.20	ND< 0.20	ND< 0.20	3.0	ND< 0.20	ND< 0.20	ND< 0.20	0.24 J	ND< 2	ND< 0.20	ND< 0.20	ND< 0.372	ND< 0.200	ND< 0.20	ND< 0.20
cis-1,2-Dichloroethylene	5	270	600	270	2,300	4,700	2,800	550	160	2,200	3,100	340	1,510	12	470	110
cis-1,3-Dichloropropylene	0.4*	ND< 0.20	ND< 0.20	ND< 0.20	ND< 0.20	ND< 0.20	ND< 0.20	ND< 0.20	ND< 0.20	ND< 2	ND< 2	ND< 0.20	ND< 0.262	ND< 0.200	ND< 0.20	ND< 0.20
Cyclohexane	NS	0.42 J	ND< 0.20	ND< 0.20	ND< 0.20	ND< 0.20	ND< 0.20	ND< 0.20	ND< 0.20	ND< 2	ND< 2	0.27 J	ND< 0.491	ND< 0.200	ND< 0.20	0.3 J
Dibromochloromethane	50*	ND< 0.20	ND< 0.20	ND< 0.20	ND< 0.20	ND< 0.20	ND< 0.20	ND< 0.20	ND< 0.20	ND< 2	ND< 2	ND< 0.20	ND< 0.146	ND< 0.200	ND< 0.20	ND< 0.20
Dichlorodifluoromethane	5	0.33	0.56	0.23 J	2.0	0.85	ND< 0.20	ND< 0.20	0.27 J	ND< 2	ND< 2	ND< 0.20	0.6	ND< 0.200	1.8	0.58
Ethyl Benzene	5	ND< 0.20	0.73	0.44 J	ND< 0.20	ND< 0.20	ND< 0.20	ND< 0.20	ND< 0.20	ND< 2	ND< 2	ND< 0.20	ND< 0.290	0.43 J	ND< 0.20	ND< 0.20
Isopropylbenzene	5	ND< 0.20	0.30 J	ND< 0.20	ND< 0.20	ND< 0.20	ND< 0.20	ND< 0.20	ND< 0.20	ND< 2	0.25 J	ND< 0.20	ND< 0.405	ND< 0.200	ND< 0.20	ND< 0.20
Methyl acetate	NS	ND< 0.20	ND< 0.20	ND< 0.20	ND< 0.20	ND< 0.20	ND< 0.20	ND< 0.20	0.5	ND< 2	ND< 2	ND< 0.20	ND< 0.442	ND< 0.200	ND< 0.20	ND< 0.20
Methyl tert-butyl ether (MTBE)	10*	0.55	1.2	1.2	ND< 0.20	0.65	1.1	0.8	0.9	ND< 2	0.92	ND< 0.20	0.93	0.93	0.64	0.69
Methylcyclohexane	NS	0.29 J	5.1	1.2	1.1	1.2	7.3	1.6	4.4	4.4 J	2.4	0.44 J	1.5	2.2	1.2	0.41 J
Methylene chloride	5	ND< 1	ND< 1	ND< 1	ND< 1.0	ND< 1.0	ND< 1.0	2.1	ND< 1.0	ND< 10	ND< 1.0	ND< 1.0	ND< 0.397	ND< 1	ND< 1.0	ND< 1.0
o-Xylene	5	ND< 0.20	11	5.0	ND< 0.20	0.21 J	2.4	1.0	ND< 0.20	7.2	3.5	ND< 0.20	2.73	6	ND< 0.20	ND< 0.20
p- & m- Xylenes	5	ND< 0.50	3.1	0.91 J	ND< 0.50	ND< 0.50	ND< 0.50	ND< 0.50	ND< 0.50	ND< 5	ND< 0.50	ND< 0.50	ND< 0.578	ND< 0.500	ND< 0.50	ND< 0.50
Styrene	5	ND< 0.20	ND< 0.20	ND< 0.20	ND< 0.20	ND< 0.20	ND< 0.20	ND< 0.20	ND< 0.20	ND< 2	ND< 0.20	ND< 0.20	ND< 0.255	ND< 0.200	ND< 0.20	ND< 0.20
Tetrachloroethylene	5	2,200	20,000	6,700	4,700	4,200	2,600	3,100	4,200	6,800	4,500	480	13,500	85	3,600	ND< 0.20
Toluene	5	ND< 0.20	6.6	2.2	1.3	0.91	2.6	0.24 J	0.20 J	6	1.2	ND< 0.2	3.97	0.43 J	ND< 0.20	ND< 0.20
trans-1,2-Dichloroethylene	5	1.2	12	1.9	38	57	20	1.9	0.63	4.7 J	28	1.4	ND< 0.279	ND< 1.300	2.2	0.61
trans-1,3-Dichloropropylene	0.4*	ND< 0.20	ND< 0.20	ND< 0.20	ND< 0.20	ND< 0.20	ND< 0.20	ND< 0.20	ND< 0.20	ND< 2	ND< 0.20	ND< 0.20	ND< 0.229	ND< 0.200	ND< 0.20	ND< 0.20
Trichloroethylene	5	25	140	94	170	49	52	100	74	230	91	44	121	110	130	77
Trichlorofluoromethane (freon 11)	5	2.8	4.4	3.2	3.7	4.6	11	0.99	2.4	2.0 J	4.4	0.71	3.48	2.2	0.72	1.2
Vinyl Chloride	2	0.34 J	0.67	0.73	0.87	0.99	0.88	0.56	0.31 J	7.2 J	0.91	ND< 0.20	0.52	0.29	ND< 0.20	ND< 0.20
Total VOC concentration	NS	3,102.98	24,742.29	9,741.84	8,674.43	11,531.00	6,544.84	4,220.19	5,974.67	12,661.50	9,995.66	963.61	19,918.14	433.83	4,649.33	648.79
Total CVOC concentration	NS	3,100.72	24,713.84	9,730.68	8,671.57	11,528.03	6,529.78	4,216.55	5,968.67	12,643.90	9,987.39	962.90	19,909.01	423		

Groundwater Analytical Results Summary
136 Fuller Road, Albany, New York - BCP Site # C401055
LaBella Project # 2222575

Sample Location Sample ID: FRMW (Fuller Rd Monitoring Well)-Well ID# (approx. depth to well bottom) and (Screen Interval) Sample Date Lab Sample ID Groundwater Elevation (ft.)	6 NYCRR Part 703.5	MW33 FRMW-MW33-X25 (15-25')															
		7/19/2010	9/30/2011	12/14/2011	2/22/2012	5/1/2012	6/28/2012	9/25/2012	12/19/2012	3/18/2013	6/12/2013	9/17/2013	11/19/2013	3/26/2014	6/12/2014	9/16/2014	12/15/2014
		10G0579-11	11J0038-16	11L0633-07	12B0883-13	12E0113-13	12F0976-14	12I0945-13	12L0807-13	13C0516-12	13F0453-04	13I0664-03	13K0803-03	14C0921-03	14F0651-15	14I0784-07	14L0667-03
Analyte	ppb	ppb	ppb	ppb	ppb	ppb	ppb	ppb	ppb	ppb	ppb	ppb	ppb	ppb	ppb	ppb	
1,1,1-Trichloroethane	5	26	23	ND< 500	85	180	110 J	97	50	3.1 J	1.1 J	ND< 5	ND< 5	130	1,100	330	91
1,1,2,2-Tetrachloroethane	5	ND< 25	ND< 5.0	ND< 500	ND< 5.0	ND< 50	ND< 120	ND< 50	ND< 50	ND< 5	ND< 5	ND< 5	ND< 5	ND< 5	ND< 5	ND< 5	ND< 5
1,1,2-Trichloro-1,2,2-trifluoroethane	5	ND< 25	ND< 5.0	ND< 500	ND< 5.0	ND< 50	ND< 120	ND< 50	ND< 50	ND< 5	ND< 5	ND< 5	ND< 5	ND< 5	ND< 5	ND< 5	ND< 5
1,1,2-Trichloroethane	1	ND< 25	ND< 5.0	ND< 500	2.8 J	ND< 50	ND< 120	ND< 50	ND< 50	ND< 5	ND< 5	ND< 5	ND< 5	ND< 5	ND< 5	9.5	5.7
1,1-Dichloroethane	5	660	29	550	310	1,600	930	450	340	33	8.2	7.8	15	500	1,000	590	320
1,1-Dichloroethylene	5	28	21	ND< 500	120	190	100 J	84	48 J	6.6	1.6 J	1.5 J	3 J	110	320	ND< 0.5	85
1,2,3-Trichlorobenzene	5	na	na	na	na	na	na	na	na	na	na	na	na	ND< 0.5	ND< 50	ND< 0.5	ND< 0.5
1,2,4-Trichlorobenzene	5	ND< 50	ND< 10	ND< 1000	ND< 10	ND< 100	ND< 250	ND< 100	ND< 100	ND< 10	ND< 10	ND< 10	ND< 10	ND< 0.5	ND< 50	ND< 0.5	ND< 0.5
1,2-Dibromo-3-chloropropane	0.04	ND< 25	ND< 10	ND< 1000	ND< 10	ND< 100	ND< 250	ND< 100	ND< 100	ND< 10	ND< 10	ND< 10	ND< 10	ND< 0.5	ND< 50	ND< 2	ND< 0.5
1,2-Dibromoethane	0.0006	ND< 25	ND< 5.0	ND< 500	ND< 5.0	ND< 50	ND< 120	ND< 50	ND< 50	ND< 5	ND< 5	ND< 5	ND< 5	ND< 0.5	ND< 50	ND< 0.5	ND< 0.5
1,2-Dichlorobenzene	3	na	na	na	na	na	na	na	na	na	na	na	na	0.21 J	ND< 50	0.55	ND< 0.5
1,2-Dichloroethane	0.6	ND< 25	1.2 J	ND< 500	6.6	12 J	ND< 120	ND< 50	ND< 50	ND< 5	ND< 5	ND< 5	ND< 5	8	ND< 50	15	3.9
1,2-Dichloropropane	1	ND< 25	ND< 5.0	ND< 500	ND< 5.0	ND< 50	ND< 120	ND< 50	ND< 50	ND< 5	ND< 5	ND< 5	ND< 5	ND< 0.5	ND< 50	ND< 0.5	ND< 0.5
1,3-Dichlorobenzene	3	na	na	na	na	na	na	na	na	na	na	na	na	ND< 0.5	ND< 50	ND< 0.5	ND< 0.5
1,4-Dichlorobenzene	3	na	na	na	na	na	na	na	na	na	na	na	na	0.34	ND< 50	ND< 0.5	ND< 0.5
2-Butanone	50*	ND< 25	ND< 10	ND< 500	ND< 10	ND< 100	ND< 250	ND< 100	ND< 100	ND< 10	ND< 10	ND< 10	ND< 10	ND< 0.5	ND< 50	ND< 2	ND< 0.5
2-Hexanone	50*	ND< 25	ND< 5.0	ND< 500	ND< 5.0	ND< 50	ND< 120	ND< 50	ND< 50	ND< 5	ND< 5	ND< 5	ND< 5	ND< 0.5	ND< 50	ND< 0.5	ND< 0.5
Methyl isobutyl ketone (4-Methyl-2-pentanone)	NS	ND< 25 J	ND< 10	ND< 1000	ND< 10	ND< 100	ND< 250	ND< 100	ND< 100	ND< 10	ND< 10	ND< 10	ND< 10	ND< 0.5	ND< 50	ND< 0.5	ND< 0.5
Acetone	50*	ND< 25	5.5 J,B	ND< 500	ND< 10	13 B	230 J,B	ND< 100	ND< 100	ND< 10	9.1 J,B	ND< 10	ND< 10	ND< 2	160 CCV-E, J	ND< 2	ND< 2
Benzene	1	ND< 25	0.92 J	ND< 500	2.0 J	ND< 50	ND< 120	ND< 50	ND< 50	ND< 5	ND< 5	ND< 5	ND< 5	2.3	ND< 50	3.4	1.4
Bromochloromethane	5	na	na	na	na	na	na	na	na	na	na	na	na	ND< 0.5	ND< 50	ND< 0.5	ND< 0.5
Bromodichloromethane	50*	ND< 25	ND< 5.0	ND< 500	ND< 5.0	ND< 50	ND< 120	ND< 50	ND< 50	ND< 5	ND< 5	ND< 5	ND< 5	ND< 0.5	ND< 50	ND< 0.5	ND< 0.5
Bromoform	50*	ND< 25	ND< 5.0	ND< 500	ND< 5.0	ND< 50	ND< 120	ND< 50	ND< 50	ND< 5	ND< 5	ND< 5	ND< 5	ND< 0.5	ND< 50	ND< 0.5	ND< 0.5
Bromomethane	5	ND< 25	ND< 5.0	ND< 500	ND< 5.0	ND< 50	ND< 120	ND< 50	ND< 50	ND< 5	ND< 5	ND< 5	ND< 5	ND< 0.5	ND< 50	ND< 0.5	ND< 0.5
Carbon disulfide	60*	ND< 25	ND< 5.0	ND< 500	ND< 5.0	ND< 50	ND< 120	ND< 50	ND< 50	ND< 5	ND< 5	ND< 5	ND< 5	ND< 0.5	ND< 50	ND< 0.5	ND< 0.5
Carbon tetrachloride	5	ND< 25	ND< 5.0	ND< 500	ND< 5.0	ND< 50	ND< 120	ND< 50	ND< 50	ND< 5	ND< 5	ND< 5	ND< 5	ND< 0.5	ND< 50	ND< 100	ND< 0.5
Chlorobenzene	5	ND< 25	ND< 5.0	ND< 500	ND< 5.0	ND< 50	ND< 120	ND< 50	ND< 50	ND< 5	ND< 5	ND< 5	ND< 5	ND< 0.5	ND< 50	0.39 J	ND< 0.5
Chloroethane	5	ND< 25	1.5 J	ND< 500	3.6 J	ND< 50	ND< 120	ND< 50	ND< 50	ND< 5	ND< 5	ND< 5	ND< 5	2.1	ND< 50	5.5	1.2
Chloroform	7	ND< 25	ND< 5.0	ND< 500	ND< 5.0	ND< 50	ND< 120	ND< 50	ND< 50	ND< 5	ND< 5	ND< 5	ND< 5	0.87	ND< 50	1.6	ND< 0.5
Chloromethane	5	63	ND< 5.0	ND< 500	ND< 5.0	ND< 50	ND< 120	ND< 50	ND< 50	ND< 5	ND< 5	ND< 5	ND< 5	ND< 0.5	ND< 50	ND< 0.5	ND< 0.5
cis-1,2-Dichloroethylene	5	ND< 25	45	420 J	410	1,400	710	850	330	43	8.6	13	24	1,200	2,600	2000	620
cis-1,3-Dichloropropylene	0.4*	ND< 25	ND< 5.0	ND< 500	ND< 5.0	ND< 50	ND< 120	ND< 50	ND< 50	ND< 5	ND< 5	ND< 5	ND< 5	ND< 0.5	ND< 50	ND< 0.5	ND< 0.5
Cyclohexane	NS	na	na	na	na	na	na	na	na	na	na	na	na	2.2	ND< 50	ND< 0.5	ND< 0.5
Dibromochloromethane	50*	31	ND< 5.0	ND< 500	ND< 5.0	ND< 50	ND< 120	ND< 50	ND< 50	ND< 5	ND< 5	ND< 5	ND< 5	ND< 0.5	ND< 50	ND< 0.5	ND< 0.5
Dichlorodifluoromethane	5	25	22	ND< 500	6.3	8.6 J	ND< 120	ND< 50	ND< 50	3.8 J	ND< 5	2.9 J	5.2	10	ND< 50	3.6	ND< 0.5
Ethyl Benzene	5	ND< 25	32	ND< 500	12	34 J	30 J	15 J	9.4 J	2.3 J	1.7 J	1.5 J	ND< 5	11	23 J	37	13
Isopropylbenzene	5	ND< 50	ND< 5.0	ND< 1000	ND< 5.0	ND< 50	ND< 120	ND< 50	ND< 50	ND< 5	ND< 5	ND< 5	ND< 5	1.3	ND< 50	4.1	1.8
Methyl acetate	NS	na	na	na	na	na	na	na	na	na	na	na	na	ND< 0.5	ND< 50	ND< 0.5	ND< 0.5
Methyl tert-butyl ether (MTBE)	10*	ND< 25	2.9 J	ND< 500	3.0 J	ND< 50	ND< 120	ND< 50	ND< 50	ND< 5	ND< 5	ND< 5	ND< 5	2.1	ND< 50	2.2	ND< 0.5
Methylcyclohexane	NS	na	na	na	na	na	na	na	na	na	na	na	na	5.9	ND< 50	16	6.8
Methylene chloride	5	ND< 43	2.9 J,B	ND< 500	3.1 J,B	4.7 J,B	140 J,B	31 J,B	ND< 50	6.3 J	ND< 10	ND< 10	ND< 10	ND< 2	ND< 200	1.3 J	1.6 J
o-Xylene	5	4.8 J	2.2 J	ND< 500	3.2 J	12 J	ND< 120	17 J	ND< 50	ND< 5	ND< 5	ND< 5	ND< 5	6.1	ND< 50	16	6
p- & m- Xylenes	5	46 J	1.2 J	ND< 1000	8.0 J	71 J	79 J	42 J	ND< 100	ND< 10	ND< 10	ND< 10	ND< 10	8.6	ND< 100	22	5
Styrene	5	ND< 25	ND< 5.0	ND< 500	ND< 5.0	ND< 50	ND< 120	ND< 50	ND< 50	ND< 5	ND< 5	ND< 5	ND< 5	ND< 0.5	ND< 50	ND< 0.5	ND< 0.5
Tetrachloroethylene	5	85	120	780	1,000	1,600	2,500	1,700	1,500	410	110	70	94 CCV-E	2,800	17,000	4300	4600
Toluene	5	7.1 J	0.95 J	ND< 500	4.8 J	13 J	ND< 120	22 J	ND< 50	ND< 5	ND< 5	ND< 5	ND< 5	6.8	ND< 50	13	3.6
trans-1,2-Dichloroethylene	5	ND< 25	ND< 5.0	ND< 500	ND< 5.0	ND< 50	ND< 120	ND< 50	ND< 50	ND< 5	ND< 5	ND< 5	ND< 5	ND< 0.5	ND< 50	5.6	ND< 0.5
trans-1,3-Dichloropropylene	0.4*	ND< 25	ND< 5.0	ND< 500	ND< 5.0	ND< 50	ND< 120	ND< 50	ND< 50	ND< 5	ND< 5	ND< 5	ND< 5	ND< 0.5	ND< 50	ND< 0.5	ND< 0.5
Trichloroethylene	5	12 J	27	80 J	200	410	260	40	110	25	9.6	8.7	11	160	470	260	290
Trichlorofluoromethane (freon 11)	5	72	66	ND< 500	22	38 J	29 J	32 J	28 J	12	9.4	8.6	8.3	15	ND< 50	12	15
Vinyl Chloride	2	ND< 25	ND< 5.0	ND< 500	ND< 5.0	ND< 50	ND< 120	ND< 50	ND< 50	ND< 5	ND< 5	ND< 5	ND< 5	2.2	ND< 50	3	1.2
Total VOC concentration	NS	1,059.9	404.3	1,830.0	2,202.4	5,586.3	5,118.0	3,380.0	2,415.4	545.1	159.3	114.0	160.5	4,985.0	22,673.0	7,651.7	6,072.2
Total CVOC concentration	NS	1,002	391	1,830	2,181	5,477	4,809	3,299	2,415	545	150	114	161	4,950	22,513	7,575	6,047.6
Total Petro-VOC concentration	NS	58	40	0	33	130	109	96	9	2	2	2	0	38	23	98	30.8
Other VOC concentration	NS	0	0	0	0	0	0	0	0	0	0	0	0	8	0	0	0
Location of screen	Just beneath water table (237.5' - 227.5' amsl)																

Groundwater Analytical Results Summary
136 Fuller Road, Albany, New York - BCP Site # C401055
LaBella Project # 2222575

Sample Location Sample ID: FRMW (Fuller Rd Monitoring Well)-Well ID# (approx. depth to well bottom) and (Screen Interval) Sample Date Lab Sample ID Groundwater Elevation (ft.)	6 NYCRR Part 703.5	MW33 FRMW-MW33-X25 (15-25')																
		3/17/2015	6/25/2015	9/16/2015	11/30/2015	3/3/2016	5/26/2016	9/29/2016	10/31/2016	12/1/2016	3/28/2017	6/28/2017	9/29/2017	12/11/2017	3/29/2018	6/13/2018	9/6/2018	
		15C0563-05	15F1052-03	15I0617-03	15L0018-03	16C0192-03	16E1165-04	16I1131-01	16K0022-01	16L0074-01	17C1158-03	17F1193-02	17I0005-05	17L0427-01	18C1190-03	18F0674-01	18I0297-01	
Analyte	ppb	ppb	ppb	ppb	ppb	ppb	ppb	ppb	ppb	ppb	ppb	ppb	ppb	ppb	ppb	ppb		
1,1,1-Trichloroethane	5	9.5	8.0	9.5	6.7	5.6	5.2	7.9	5.4	4.5	0.59	1.4	0.51	1.9	0.6	0.5	ND< 0.20	
1,1,2,2-Tetrachloroethane	5	ND< 0.5	ND< 0.5	ND< 0.2	ND< 0.2	ND< 0.2	ND< 0.5	ND< 0.20	ND< 0.20	ND< 0.20	ND< 0.20	ND< 0.20	ND< 0.20	ND< 0.20	ND< 0.20	ND< 0.20	ND< 0.20	
1,1,2-Trichloro-1,2,2-trifluoroethane	5	ND< 0.5	ND< 0.5	ND< 0.2	ND< 0.2	ND< 0.2	ND< 0.5	ND< 0.20	ND< 0.20	ND< 0.20	ND< 0.20	ND< 0.20	ND< 0.20	ND< 0.20	ND< 0.20	ND< 0.20	ND< 0.20	
1,1,2-Trichloroethane	1	ND< 0.5	ND< 0.5	ND< 0.2	ND< 0.2	ND< 0.2	ND< 0.5	ND< 0.20	ND< 0.20	ND< 0.20	ND< 0.20	ND< 0.20	ND< 0.20	ND< 0.20	ND< 0.20	ND< 0.20	ND< 0.20	
1,1-Dichloroethane	5	54	29	26	19	ND< 0.2	67	48	40	53	140	130	44	34	28	24	6.7	
1,1-Dichloroethylene	5	17 CCV-E	8.2	9.8	6.8	7.9	9.3	11	8.3	9.2	14	30	8.4	6.1	5	3.8	1	
1,2,3-Trichlorobenzene	5	ND< 0.5	ND< 0.5	ND< 0.2	ND< 0.2	ND< 0.2	ND< 0.5	ND< 0.20	ND< 0.20	ND< 0.20	ND< 0.20	ND< 0.20	ND< 0.20	ND< 0.20	ND< 0.20	ND< 0.20	ND< 0.20	
1,2,4-Trichlorobenzene	5	ND< 0.5	ND< 0.5	ND< 0.2	ND< 0.2	ND< 0.2	ND< 0.5	ND< 0.20	ND< 0.20	ND< 0.20	ND< 0.20	ND< 0.20	ND< 0.20	ND< 0.20	ND< 0.20	ND< 0.20	ND< 0.20	
1,2-Dibromo-3-chloropropane	0.04	ND< 0.5	ND< 0.5	ND< 0.2	ND< 0.2	ND< 0.2	ND< 0.5	ND< 0.20	ND< 0.20	ND< 0.20	ND< 0.20	ND< 0.20	ND< 0.20	ND< 0.20	ND< 0.20	ND< 0.20	ND< 0.20	
1,2-Dibromoethane	0.0006	ND< 0.5	ND< 0.5	ND< 0.2	ND< 0.2	ND< 0.2	ND< 0.5	ND< 0.20	ND< 0.20	ND< 0.20	ND< 0.20	ND< 0.20	ND< 0.20	ND< 0.20	ND< 0.20	ND< 0.20	ND< 0.20	
1,2-Dichlorobenzene	3	ND< 0.5	ND< 0.5	ND< 0.2	ND< 0.2	ND< 0.2	ND< 0.5	ND< 0.20	ND< 0.20	ND< 0.20	ND< 0.20	ND< 0.20	ND< 0.20	ND< 0.20	ND< 0.20	ND< 0.20	ND< 0.20	
1,2-Dichloroethane	0.6	0.55	ND< 0.5	ND< 0.2	ND< 0.2	ND< 0.2	ND< 0.5	ND< 0.20	ND< 0.20	ND< 0.20	ND< 0.20	ND< 0.20	ND< 0.20	ND< 0.20	ND< 0.20	ND< 0.20	ND< 0.20	
1,2-Dichloropropane	1	ND< 0.5	ND< 0.5	ND< 0.2	ND< 0.2	ND< 0.2	ND< 0.5	ND< 0.20	ND< 0.20	ND< 0.20	ND< 0.20	ND< 0.20	ND< 0.20	ND< 0.20	ND< 0.20	ND< 0.20	ND< 0.20	
1,3-Dichlorobenzene	3	ND< 0.5	ND< 0.5	ND< 0.2	ND< 0.2	ND< 0.2	ND< 0.5	ND< 0.20	ND< 0.20	ND< 0.20	ND< 0.20	ND< 0.20	ND< 0.20	ND< 0.20	ND< 0.20	ND< 0.20	ND< 0.20	
1,4-Dichlorobenzene	3	ND< 0.5	ND< 0.5	ND< 0.2	ND< 0.2	ND< 0.2	ND< 0.5	ND< 0.20	ND< 0.20	ND< 0.20	ND< 0.20	ND< 0.20	ND< 0.20	ND< 0.20	ND< 0.20	ND< 0.20	ND< 0.20	
2-Butanone	50*	ND< 0.5	ND< 0.5	ND< 0.2	ND< 0.2	ND< 0.8	ND< 0.5	ND< 0.20	ND< 0.20	ND< 0.20	ND< 0.20	ND< 0.20	ND< 0.20	ND< 0.20	ND< 0.20	ND< 0.20	ND< 0.20	
2-Hexanone	50*	ND< 0.5	ND< 0.5	ND< 0.2	ND< 0.2	ND< 0.2	ND< 0.5	ND< 0.20	ND< 0.20	ND< 0.20	ND< 0.20	ND< 0.20	ND< 0.20	ND< 0.20	ND< 0.20	ND< 0.20	ND< 0.20	
Methyl isobutyl ketone (4-Methyl-2-pentanone)	NS	ND< 0.5	ND< 0.5	ND< 0.2	ND< 0.2	ND< 0.2	ND< 0.5	ND< 0.20	ND< 0.20	ND< 0.20	ND< 0.20	ND< 0.20	ND< 0.20	ND< 0.20	ND< 0.20	ND< 0.20	ND< 0.20	
Acetone	50*	ND< 2	1.6 SCAL-E	ND< 1	ND< 1	ND< 1	ND< 2	ND< 1	ND< 1	ND< 1	ND< 1	1.5 J	1.5 J	ND< 1.0	ND< 1.0	ND< 1.0	ND< 1.0	
Benzene	1	0.26 J	ND< 0.5	ND< 0.2	ND< 0.2	ND< 0.2	0.32 J	ND< 0.20	ND< 0.20	0.25 J	1.2	0.99	ND< 0.20	0.23 J	0.39 J	0.32 J	ND< 0.20	
Bromochloromethane	5	ND< 0.5	ND< 0.5	ND< 0.2	ND< 0.2	ND< 0.2	ND< 0.5	ND< 0.20	ND< 0.20	ND< 0.20	ND< 0.20	ND< 0.20	ND< 0.20	ND< 0.20	ND< 0.20	ND< 0.20	ND< 0.20	
Bromodichloromethane	50*	ND< 0.5	ND< 0.5	ND< 0.2	ND< 0.2	ND< 0.2	ND< 0.5	ND< 0.20	ND< 0.20	ND< 0.20	ND< 0.20	ND< 0.20	ND< 0.20	ND< 0.20	ND< 0.20	ND< 0.20	ND< 0.20	
Bromoform	50*	ND< 0.5	ND< 0.5	ND< 0.2	ND< 0.2	ND< 0.2	ND< 0.5	ND< 0.20	ND< 0.20	ND< 0.20	ND< 0.20	ND< 0.20	0.53	ND< 0.20	ND< 0.20	ND< 0.20	ND< 0.20	
Bromomethane	5	ND< 0.5	ND< 0.5	ND< 0.2	ND< 0.2	ND< 0.2	ND< 0.5	ND< 0.20	0.26 JB	ND< 0.20	ND< 0.20	ND< 0.20	ND< 0.20	ND< 0.20	ND< 0.20	ND< 0.20	ND< 0.20	
Carbon disulfide	60*	0.24 SCAL-E,J	ND< 0.5	0.34 JB	ND< 0.2	0.26 J	ND< 0.5	ND< 0.20	ND< 0.20	ND< 0.20	ND< 0.20	ND< 0.20	ND< 0.20	ND< 0.20	ND< 0.20	ND< 0.20	0.32 J	
Carbon tetrachloride	5	ND< 0.5	ND< 0.5	ND< 0.2	ND< 0.2	ND< 0.2	ND< 0.5	ND< 0.20	ND< 0.20	ND< 0.20	ND< 0.20	ND< 0.20	ND< 0.20	ND< 0.20	ND< 0.20	ND< 0.20	ND< 0.20	
Chlorobenzene	5	ND< 0.5	ND< 0.5	ND< 0.2	ND< 0.2	ND< 0.2	ND< 0.5	ND< 0.20	ND< 0.20	ND< 0.20	ND< 0.20	ND< 0.20	ND< 0.20	ND< 0.20	ND< 0.20	ND< 0.20	0.42 J	
Chloroethane	5	ND< 0.5	ND< 0.5	0.21 J	ND< 0.2	0.41 J	0.85	0.94	0.40 J	0.60	1.6 CCV-E	2.2	0.95	0.69	0.34 J	0.31 J	ND< 0.20	
Chloroform	7	ND< 0.5	ND< 0.5	0.22 J	1.8	0.42 J	ND< 0.5	ND< 0.20	ND< 0.20	0.42 J	0.50	1.2	ND< 0.20	0.64	0.25 J	0.32 J	2.10	
Chloromethane	5	ND< 0.5	ND< 0.5	ND< 0.2	ND< 0.2	ND< 0.2	ND< 0.5	ND< 0.20	ND< 0.20	ND< 0.20	ND< 0.20	ND< 0.20	ND< 0.20	ND< 0.20	ND< 0.20	ND< 0.20	ND< 0.20	
cis-1,2-Dichloroethylene	5	130	36	23	22	25	29	31	23	24	33	31	10	13	10	8.1	3.4	
cis-1,3-Dichloropropylene	0.4*	ND< 0.5	ND< 0.5	ND< 0.2	ND< 0.2	ND< 0.2	ND< 0.5	ND< 0.20	ND< 0.20	ND< 0.20	ND< 0.20	ND< 0.20	ND< 0.20	ND< 0.20	ND< 0.20	ND< 0.20	ND< 0.20	
Cyclohexane	NS	0.69 0.5	0.28 J	ND< 0.2	ND< 0.2	0.25 J	ND< 0.5	ND< 0.20	0.25 J	0.28 J	0.32 J	0.29 J	ND< 0.20	ND< 0.20	ND< 0.20	ND< 0.20	ND< 0.20	
Dibromochloromethane	50*	ND< 0.5	ND< 0.5	ND< 0.2	ND< 0.2	ND< 0.2	ND< 0.5	ND< 0.20	ND< 0.20	ND< 0.20	ND< 0.20	ND< 0.20	ND< 0.20	ND< 0.20	ND< 0.20	ND< 0.20	ND< 0.20	
Dichlorodifluoromethane	5	7.7	7.7	7.6	8.1	10	4.3	10	11	8.7	5.4	8.1	2.4	3.6	2.3	2.6 CCV-E	ND< 0.20	
Ethyl Benzene	5	1.9	1.5	1.7	2.5	6	1.0	6.1	10	10	0.57	0.25 J	ND< 0.20	0.25 J	0.74	ND< 0.20	ND< 0.20	
Isopropylbenzene	5	0.6	0.28 J	0.21 J	ND< 0.2	0.46 J	0.39 J	0.65	0.60	0.61	0.57	0.73	0.62	0.35	0.34 J	0.55	ND< 0.20	
Methyl acetate	NS	ND< 2	ND< 0.5	ND< 0.2	ND< 0.2	ND< 0.2	ND< 0.5	ND< 0.20	ND< 0.20	ND< 0.20	ND< 0.20	ND< 0.20	ND< 0.20	ND< 0.20	ND< 0.20	ND< 0.20	ND< 0.20	
Methyl tert-butyl ether (MTBE)	10*	0.38 J	0.27 J	0.32 J	0.31 J	0.37 J	ND< 0.5	0.44 J	0.39 J	0.54	ND< 0.20	0.2 J	ND< 0.20	0.34 J	ND< 0.20	ND< 0.20	ND< 0.20	
Methylcyclohexane	NS	3.8	2	1	0.99	1.1	0.93	1.1	0.39 J	1.1	0.61	0.59	ND< 0.20	0.45 J	ND< 0.20	0.7 QL-02	ND< 0.20	
Methylene chloride	5	ND< 2	ND< 2	ND< 1	ND< 1	ND< 1	ND< 2	ND< 1	ND< 1.00	1 U	ND< 1	1.1 J	ND< 1.0	ND< 1.0	ND< 1.0	ND< 1.0	ND< 1.0	
o-Xylene	5	0.42 J	0.38 J	0.4 J	0.55	0.22 J	ND< 0.5	1	0.77	0.58	ND< 0.20	ND< 0.20	ND< 0.20	ND< 0.20	ND< 0.20	ND< 0.20	ND< 0.20	
p- & m- Xylenes	5	ND< 0.5	ND< 1.0	ND< 0.5	ND< 0.5	7.8	ND< 1	0.51 J	0.55 J	0.59 J	ND< 0.5	ND< 0.50	ND< 0.50	ND< 0.50	ND< 0.50	ND< 0.50	ND< 0.50	
Styrene	5	ND< 0.5	ND< 0.5	ND< 0.2	ND< 0.2	ND< 0.2	ND< 0.5	ND< 0.20	ND< 0.20	ND< 0.20	ND< 0.20	ND< 0.20	ND< 0.20	ND< 0.20	ND< 0.20	ND< 0.20	ND< 0.20	
Tetrachloroethylene	5	470	160 SCAL-E	130	130	130	92 CCV-E	84	99 CCV-E, ICV-E	79 ICV-E	41 SCAL-E	44	52 B	32	27	29	QL-02	7.2
Toluene	5	0.23 J	0.46 J	0.33 J	0.4 J	ND< 0.2	ND< 0.5	1.4	1.0	0.81	ND< 0.20	ND< 0.20	ND< 0.20	ND< 0.20	ND< 0.20	ND< 0.20	ND< 0.20	
trans-1,2-Dichloroethylene	5	ND< 0.5	ND< 0.50	ND< 0.2	ND< 0.2	ND< 0.2	ND< 0.5	ND< 0.20	ND< 0.20	ND< 0.20	ND< 0.20	ND< 0.20	ND< 0.20	ND< 0.20	ND< 0.20	ND< 0.20	ND< 0.20	
trans-1,3-Dichloropropylene	0.4*	ND< 0.5	ND< 0.5	ND< 0.2	ND< 0.2	ND< 0.2	ND< 0.5	ND< 0.20	ND< 0.20	ND< 0.20	ND< 0.20	ND< 0.20	ND< 0.20	ND< 0.20	ND< 0.20	ND< 0.20	ND< 0.20	
Trichloroethylene	5	58	18.0	12	17	18	14	19	23	21	9.4	14	14	5.4	5.4	6.2	QL-02	2.1
Trichlorofluoromethane (freon 11)	5	26	33	75	47	44	33	64	76	46	ND< 0.20	5.5	2.9	11	3.8	2.4	ND< 0.20	
Vinyl Chloride	2	ND< 0.5	ND< 0.50	0.29 J	ND< 0.2	0.29 J	0.29 J	0.34 J	0.21 J	0.44 J	0.58	0.57	0.28 J	ND< 0.20	ND< 0.20	ND< 0.2		

Groundwater Analytical Results Summary
136 Fuller Road, Albany, New York - BCP Site # C401055
LaBella Project # 2222575

Sample Location Sample ID: FRMW (Fuller Rd Monitoring Well)-Well ID# (approx. depth to well bottom) and (Screen Interval) Sample Date Lab Sample ID Groundwater Elevation (ft.)	6 NYCRR Part 703.5	MW33 FRMW-MW33-X25 (15-25')													
		12/6/2018	3/5/2019	6/11/2019	9/17/2019	12/17/2019	3/16/2020	6/11/2020	8/27/2020	12/14/2020	3/12/2021	6/15/2021	12/16/2021	4/1/2022	
		18L0310-01	19C0144-01	19F0430-13	19I0905-06	19L0806-07	20C0746-01	20F0477-13	20H1134-06	20L0785-06	21C0753-07	21F0819-05	21F0819-06	22D0076-06	
		238.83	239.44	239.78	238.96	239.04	239.29	239.40	240.40	238.78	238.71	238.89	239.41	239.43	
Analyte	ppb	ppb	ppb	ppb	ppb	ppb	ppb	ppb	ppb	ppb	ppb	ppb	ppb	ppb	
1,1,1-Trichloroethane	5	0.27 J	1.6	0.72	0.87	ND< 2.5	3.5	ND< 0.20	ND< 2.5	0.51	0.52	ND< 0.2	0.48 J	5.8	
1,1,2,2-Tetrachloroethane	5	ND< 0.20	ND< 0.20	ND< 0.20	ND< 0.20	ND< 2.5	ND< 0.20	ND< 0.20	ND< 2.5	ND< 0.2	ND< 0.2	ND< 0.2	ND< 0.2	ND< 0.2	
1,1,2-Trichloro-1,2,2-trifluoroethane	5	ND< 0.20	ND< 0.20	ND< 0.20	ND< 0.20	ND< 2.5	ND< 0.20	ND< 0.20	ND< 2.5	ND< 0.2	ND< 0.2	ND< 0.2	ND< 0.2	ND< 0.2	
1,1,2-Trichloroethane	1	ND< 0.20	ND< 0.20	ND< 0.20	ND< 0.20	ND< 2.5	ND< 0.20	ND< 0.20	ND< 2.5	ND< 0.2	ND< 0.2	ND< 0.2	ND< 0.2	ND< 0.2	
1,1-Dichloroethane	5	65	57	26	34	120	10	10	9.1	62	23	11.6	59	110	
1,1-Dichloroethylene	5	4.1	5.9	4.1	4.5	7.8	0.61 ICV-E	0.77	ND< 2.5	2.2	2.3	0.97	2.9	16	
1,2,3-Trichlorobenzene	5	ND< 0.20	ND< 0.20	ND< 0.20	ND< 0.20	ND< 2.5	ND< 0.20	ND< 0.20	ND< 2.5	na	ND< 0.2	ND< 0.2	ND< 0.2	ND< 0.2	
1,2,4-Trichlorobenzene	5	ND< 0.20	ND< 0.20	ND< 0.20	ND< 0.20	ND< 2.5	ND< 0.20	ND< 0.20	ND< 2.5	ND< 0.2	ND< 0.2	ND< 0.2	ND< 0.2	ND< 0.2	
1,2-Dibromo-3-chloropropane	0.04	ND< 0.20	ND< 0.20	ND< 0.20	ND< 0.20	ND< 2.5	ND< 0.20	ND< 0.20	ND< 2.5	ND< 0.2	ND< 0.2	ND< 0.2	ND< 0.2	ND< 0.2	
1,2-Dibromoethane	0.0006	ND< 0.20	ND< 0.20	ND< 0.20	ND< 0.20	ND< 2.5	ND< 0.20	ND< 0.20	ND< 2.5	ND< 0.2	ND< 0.2	ND< 0.2	ND< 0.2	ND< 0.2	
1,2-Dichlorobenzene	3	ND< 0.20	ND< 0.20	ND< 0.20	ND< 0.20	ND< 2.5	ND< 0.20	ND< 0.20	ND< 2.5	na	ND< 0.2	ND< 0.2	ND< 0.2	ND< 0.2	
1,2-Dichloroethane	0.6	ND< 0.20	ND< 0.20	ND< 0.20	ND< 0.20	ND< 2.5	ND< 0.20	ND< 0.20	ND< 2.5	ND< 0.2	ND< 0.2	ND< 0.2	ND< 0.2	0.27 J	
1,2-Dichloropropane	1	ND< 0.20	ND< 0.20	ND< 0.20	ND< 0.20	ND< 2.5	ND< 0.20	ND< 0.20	ND< 2.5	ND< 0.2	ND< 0.2	ND< 0.2	ND< 0.2	ND< 0.2	
1,3-Dichlorobenzene	3	ND< 0.20	ND< 0.20	ND< 0.20	ND< 0.20	ND< 2.5	ND< 0.20	ND< 0.20	ND< 2.5	na	ND< 0.2	ND< 0.2	ND< 0.2	ND< 0.2	
1,4-Dichlorobenzene	3	ND< 0.20	ND< 0.20	ND< 0.20	0.30 J	ND< 2.5	0.30 SCAL-E, J	0.20 J	ND< 2.5	na	0.22 J	0.23 J	ND< 0.2	0.40 J	
2-Butanone	50*	ND< 0.20	ND< 0.20	ND< 0.20	ND< 0.20	ND< 2.5	ND< 0.20	ND< 0.20	ND< 2.5	ND< 0.2	ND< 0.2	ND< 0.2	ND< 0.2	ND< 0.2	
2-Hexanone	50*	ND< 0.20	ND< 0.20	ND< 0.20	ND< 0.20	ND< 2.5	ND< 0.20	ND< 0.20	ND< 5.0	ND< 0.2	ND< 0.2	ND< 0.2	ND< 0.2	ND< 0.2	
Methyl isobutyl ketone (4-Methyl-2-pentanone)	NS	ND< 0.20	ND< 0.20	ND< 0.20	ND< 0.20	ND< 2.5	ND< 0.20	ND< 0.20	ND< 2.5	ND< 0.2	ND< 0.2	ND< 0.2	ND< 0.2	ND< 0.2	
Acetone	50*	ND< 1.0	ND< 1.0	ND< 1.0	ND< 1.0	ND< 5.0	ND< 1.0	ND< 1.0	ND< 2.5	1.9 J	ND< 1	ND< 1	ND< 1	ND< 1	
Benzene	1	0.35 J	ND< 0.20	ND< 0.20	ND< 0.20	ND< 2.5	ND< 0.20	ND< 0.20	ND< 2.5	0.24 J	0.30 J	ND< 0.2	0.30 J	1.1	
Bromochloromethane	5	ND< 0.20	ND< 0.20	ND< 0.20	ND< 0.20	ND< 2.5	ND< 0.20	ND< 0.20	ND< 2.5	na	ND< 0.2	ND< 0.2	ND< 0.2	ND< 0.2	
Bromodichloromethane	50*	ND< 0.20	ND< 0.20	ND< 0.20	ND< 0.20	ND< 2.5	ND< 0.20	ND< 0.20	ND< 2.5	ND< 0.2	ND< 0.2	ND< 0.2	ND< 0.2	ND< 0.2	
Bromoform	50*	ND< 0.20	ND< 0.20	ND< 0.20	ND< 0.20	ND< 2.5	ND< 0.20	ND< 0.20	ND< 2.5	ND< 0.2	ND< 0.2	ND< 0.2	ND< 0.2	ND< 0.2	
Bromomethane	5	ND< 0.20	ND< 0.20	ND< 0.20	ND< 0.20	ND< 2.5	ND< 0.20	ND< 0.20	ND< 2.5	ND< 0.2	ND< 0.2	ND< 0.2	ND< 0.2	ND< 0.2	
Carbon disulfide	60*	ND< 0.20	1.1	ND< 0.20	0.62	ND< 2.5	ND< 0.20	0.20 J	ND< 2.5	ND< 0.2	ND< 0.2	ND< 0.2	ND< 0.2	1.4	
Carbon tetrachloride	5	ND< 0.20	ND< 0.20	ND< 0.20	ND< 0.20	ND< 2.5	ND< 0.20	ND< 0.20	ND< 2.5	ND< 0.2	ND< 0.2	ND< 0.2	ND< 0.2	ND< 0.2	
Chlorobenzene	5	ND< 0.20	ND< 0.20	ND< 0.20	ND< 0.20	ND< 2.5	ND< 0.20	ND< 0.20	ND< 2.5	ND< 0.2	ND< 0.2	ND< 0.2	ND< 0.2	ND< 0.2	
Chloroethane	5	1.600	2.9	1.7 CCV-E	0.91	ND< 2.5	0.63 ICV-E	0.48 J	ND< 2.5	0.79	ND< 0.2	ND< 0.2	2.2	5.8	
Chloroform	7	ND< 0.20	ND< 0.20	ND< 0.20	ND< 0.20	ND< 2.5	ND< 0.20	ND< 0.20	ND< 2.5	ND< 0.2	ND< 0.2	ND< 0.2	ND< 0.2	ND< 0.2	
Chloromethane	5	ND< 0.20	ND< 0.20	ND< 0.20	ND< 0.20	ND< 2.5	ND< 0.20	ND< 0.20	ND< 2.5	ND< 0.2	ND< 0.2	ND< 0.2	ND< 0.2	ND< 0.2	
cis-1,2-Dichloroethylene	5	9.3	15	8.2	14	19	1.9	1.7	ND< 2.5	8.3	1.9	4.5	5.7	28	
cis-1,3-Dichloropropylene	0.4*	ND< 0.20	ND< 0.20	ND< 0.20	ND< 0.20	ND< 2.5	ND< 0.20	ND< 0.20	ND< 2.5	ND< 0.2	ND< 0.2	ND< 0.2	ND< 0.2	ND< 0.2	
Cyclohexane	NS	ND< 0.20	ND< 0.20	ND< 0.20	0.27 J	ND< 2.5	ND< 0.20	ND< 0.20	ND< 2.5	na	ND< 0.2	ND< 0.2	ND< 0.2	0.360 J	
Dibromochloromethane	50*	ND< 0.20	ND< 0.20	ND< 0.20	ND< 0.20	ND< 2.5	ND< 0.20	ND< 0.20	ND< 2.5	ND< 0.2	ND< 0.2	ND< 0.2	ND< 0.2	ND< 0.2	
Dichlorodifluoromethane	5	1.4	3.5	4.2	11 CCV-E, IC	6.6	0.63 ICV-E	0.56 ICV-E, QL-Q2	ND< 2.5	1.2	1.7 ICV-E, QL-Q2 at 100psi	0.63	7.9	14	
Ethyl Benzene	5	ND< 0.20	0.36 J	0.20 J	2.0	ND< 2.5	ND< 0.20	ND< 0.20	ND< 2.5	ND< 0.2	ND< 0.2	ND< 0.2	ND< 0.2	0.56	
Isopropylbenzene	5	0.27 J	0.58	0.35 J	0.54	ND< 2.5	ND< 0.20	ND< 0.20	ND< 2.5	ND< 0.2	ND< 0.2	ND< 0.2	ND< 0.2	0.63	
Methyl acetate	NS	ND< 0.20	ND< 0.20	ND< 0.20	ND< 0.20	ND< 2.5	ND< 0.20	ND< 0.20	ND< 2.5	na	ND< 0.2	ND< 0.2	ND< 0.2	ND< 0.2	
Methyl tert-butyl ether (MTBE)	10*	ND< 0.20	ND< 0.20	ND< 0.20	0.22 J	ND< 2.5	ND< 0.20	ND< 0.20	ND< 2.5	ND< 0.2	ND< 0.2	ND< 0.2	ND< 0.2	ND< 0.2	
Methylcyclohexane	NS	0.25 J	0.66	0.39 J	0.90	ND< 2.5	ND< 0.20	ND< 0.20	ND< 5.0	na	ND< 0.2	ND< 0.2	ND< 0.2	0.81	
Methylene chloride	5	ND< 1.0	ND< 1.0	ND< 1.0	ND< 1.0	ND< 2.5	ND< 1.0	ND< 1.0	ND< 2.5	ND< 1	ND< 1	ND< 1	ND< 1	ND< 1	
o-Xylene	5	ND< 0.20	ND< 0.20	ND< 0.20	ND< 0.20	ND< 2.5	ND< 0.20	ND< 0.20	ND< 2.5	ND< 0.2	ND< 0.2	ND< 0.2	ND< 0.2	1.4	
p- & m- Xylenes	5	ND< 0.50	ND< 0.50	ND< 0.50	ND< 0.50	ND< 5.0	ND< 0.20	ND< 0.20	ND< 2.5	ND< 0.5	ND< 0.5	ND< 0.5	ND< 0.5	ND< 0.5	
Styrene	5	ND< 0.20	ND< 0.20	ND< 0.20	ND< 0.20	ND< 2.5	ND< 0.20	ND< 0.20	ND< 2.5	ND< 0.2	ND< 0.2	ND< 0.2	ND< 0.2	ND< 0.2	
Tetrachloroethylene	5	14	25	20	39 CCV-E	33	12	8.8	7.7	7.5	7.6	6.5	4.1	14	
Toluene	5	ND< 0.20	0.53	ND< 0.20	ND< 0.20	ND< 2.5	ND< 0.20	ND< 0.20	ND< 2.5	ND< 0.2	ND< 0.2	ND< 0.2	ND< 0.2	0.35 J	
trans-1,2-Dichloroethylene	5	ND< 0.20	ND< 0.20	ND< 0.20	ND< 0.20	ND< 2.5	ND< 0.20	ND< 0.20	ND< 2.5	ND< 0.2	ND< 0.2	ND< 0.2	ND< 0.2	ND< 0.2	
trans-1,3-Dichloropropylene	0.4*	ND< 0.20	ND< 0.20	ND< 0.20	ND< 0.20	ND< 2.5	ND< 0.20	ND< 0.20	ND< 2.5	ND< 0.2	ND< 0.2	ND< 0.2	ND< 0.2	ND< 0.2	
Trichloroethylene	5	4.3	6.2	3.8	7.2	9.2	3.0	1.4	ND< 2.5	1.2	1.5	1.6 Cal-E	1.3	7.9	
Trichlorofluoromethane (freon 11)	5	ND< 0.20	4.7	6.5	18	9.8	ND< 0.20	ND< 0.20	ND< 2.5	0.23 J	0.32 Cal-E, CCV-E	ND< 0.2	0.95	50	
Vinyl Chloride	2	0.310 J	ND< 0.20	ND< 0.20	ND< 0.20	ND< 2.5	ND< 0.20	ND< 0.20	ND< 2.5	0.22 J	0.22 J, CCV-E	ND< 0.2	0.46 J	1.0	
Total VOC concentration	NS	101.15	125.03	76.16	134.33	205.40	32.57	24.11	16.80	86.29	56.68	23.13	85.29	259.78	
Total CVOC concentration	NS	100.28	121.80	75.22	129.78	205.40	32.57	23.91	16.80	84.15	56.38	23.13	84.99	253.17	
Total Petro-VOC concentration	NS	0.62	1.47	0.55	2.76	0.00	0.00	0.00	0.00	0.24	0.30	0.00	0.30	4.04	
Other VOC concentration	NS	0.25	1.76	0.39	1.79	0.00	0.00	0.20	0.00	1.90	0.00	0.00	0.00	2.57	
Location of screen		Just beneath water table (237.5' - 227.5' amsl)													

Groundwater Analytical Results Summary
136 Fuller Road, Albany, New York - BCP Site # C401055
LaBella Project # 2222575

Sample ID: FRMW (Fuller Rd Monitoring Well)-Well ID# (approx. depth to well bottom) and (Screen Interval)	Sample Location 6 NYCRR Part 703.5	MW33									
		FRMW-MW33-X25 (15-25')									
		6/7/2022	9/22/2022	12/14/2022	3/30/2023	6/21/2023	9/12/2023	12/20/2023	3/19/2024	6/10/2024	9/5/2024
Lab Sample ID		22F0429-14	22I1220-06	22L0969-06	23D0011-06	23F1500-13	23I0834-06	23L1487-01	24C1318-06	24F0876-04	24I0384-03
Groundwater Elevation (ft.)		239.80	238.43	238.51	239.75	239.70	239.89	239.44	240.40	240.13	239.78
Analyte	ppb	ppb	ppb	ppb	ppb	ppb	ppb	ppb	ppb	ppb	ppb
1,1,1-Trichloroethane	5	2.7	3.0	5.4	1.9	0.93	1.90	1.32	0.24 J	0.71	0.51
1,1,2,2-Tetrachloroethane	5	ND< 0.20	ND< 0.20	ND< 0.20	ND< 0.20	ND< 0.20	ND< 0.20	ND< 0.20	ND< 0.200	ND< 0.20	ND< 0.20
1,1,2-Trichloro-1,2,2-trifluoroethane	5	ND< 0.20	ND< 0.20	ND< 0.20	ND< 0.20	ND< 0.20	ND< 0.20	8.76	ND< 0.200	ND< 0.20	5.7
1,1,2-Trichloroethane	1	ND< 0.20	ND< 0.20	ND< 0.20	ND< 0.20	ND< 0.20	ND< 0.20	ND< 0.249	ND< 0.200	ND< 0.20	ND< 0.20
1,1-Dichloroethane	5	83	70	83	52	80	86	22	10	4.0	2.4
1,1-Dichloroethylene	5	9.3	11	12	5	8.5	9.4	4.69	2.7	1.9	1.3
1,2,3-Trichlorobenzene	5	ND< 0.20	ND< 0.20	ND< 0.20	ND< 0.20	ND< 0.20	ND< 0.20	ND< 0.222	ND< 0.200	ND< 0.20	ND< 0.20
1,2,4-Trichlorobenzene	5	ND< 0.20	ND< 0.20	ND< 0.20	ND< 0.20	ND< 0.20	ND< 0.20	ND< 0.138	ND< 0.200	ND< 0.20	ND< 0.20
1,2-Dibromo-3-chloropropane	0.04	ND< 0.20	ND< 0.20	ND< 0.20	ND< 0.20	ND< 0.20	ND< 0.20	ND< 0.432	ND< 0.200	ND< 0.20	ND< 0.20
1,2-Dibromoethane	0.0006	ND< 0.20	ND< 0.20	ND< 0.20	ND< 0.20	ND< 0.20	ND< 0.20	ND< 0.215	ND< 0.200	ND< 0.20	ND< 0.20
1,2-Dichlorobenzene	3	ND< 0.20	ND< 0.20	ND< 0.20	ND< 0.20	ND< 0.20	ND< 0.20	ND< 0.270	ND< 0.200	ND< 0.20	ND< 0.20
1,2-Dichloroethane	0.6	ND< 0.20	0.24 J	0.34 J	0.34 J	ND< 0.20	ND< 0.20	ND< 0.377	ND< 0.200	ND< 0.20	ND< 0.20
1,2-Dichloropropane	1	ND< 0.20	ND< 0.20	ND< 0.20	ND< 0.20	ND< 0.20	ND< 0.20	ND< 0.327	ND< 0.200	ND< 0.20	ND< 0.20
1,3-Dichlorobenzene	3	ND< 0.20	ND< 0.20	ND< 0.20	ND< 0.20	ND< 0.20	ND< 0.20	ND< 0.283	ND< 0.200	ND< 0.20	ND< 0.20
1,4-Dichlorobenzene	3	0.34 J	0.64	0.75	0.68	0.54	0.63	0.450	0.24 J	0.29 J	0.26 J
2-Butanone	50*	ND< 0.20	ND< 0.20	ND< 0.20	ND< 0.20	ND< 0.20	ND< 0.20	ND< 0.320	ND< 0.200	ND< 0.20	ND< 0.20
2-Hexanone	50*	ND< 0.20	ND< 0.20	ND< 0.20	ND< 0.20	ND< 0.20	ND< 0.20	ND< 0.320	ND< 0.200	ND< 0.20	ND< 0.20
Methyl isobutyl ketone (4-Methyl-2-pentanone)	NS	ND< 0.20	ND< 0.20	ND< 0.20	ND< 0.20	ND< 0.20	ND< 0.20	ND< 0.365	ND< 0.200	ND< 0.20	ND< 0.20
Acetone	50*	ND< 1.0	ND< 1.0	ND< 1.0	2.9	ND< 1.0	ND< 1.0	ND< 1.34	ND< 1	ND< 1.0	2.6
Benzene	1	0.95	0.51	0.47 J	ND< 0.20	0.8	0.76	ND< 0.279	ND< 0.200	ND< 0.20	ND< 0.20
Bromochloromethane	5	ND< 0.20	ND< 0.20	ND< 0.20	ND< 0.20	ND< 0.20	ND< 0.20	ND< 0.354	ND< 0.200	ND< 0.20	ND< 0.20
Bromodichloromethane	50*	ND< 0.20	ND< 0.20	1.2	ND< 0.20	ND< 0.20	ND< 0.20	ND< 0.245	ND< 0.200	ND< 0.20	ND< 0.20
Bromoform	50*	ND< 0.20	ND< 0.20	ND< 0.20	ND< 0.20	ND< 0.20	ND< 0.20	ND< 0.163	ND< 0.200	ND< 0.20	ND< 0.20
Bromomethane	5	ND< 0.20	ND< 0.20	ND< 0.20	ND< 0.20	ND< 0.20	ND< 0.20	ND< 0.119	ND< 0.200	ND< 0.20	ND< 0.20
Carbon disulfide	60*	0.96 B	0.54	0.72	0.4 J	ND< 0.20	0.36 J	ND< 0.362	ND< 0.200	0.20 J	1.20 J
Carbon tetrachloride	5	ND< 0.20	ND< 0.20	ND< 0.20	ND< 0.20	ND< 0.20	ND< 0.20	ND< 0.204	ND< 0.200	ND< 0.20	ND< 0.20
Chlorobenzene	5	ND< 0.20	ND< 0.20	ND< 0.20	ND< 0.20	ND< 0.20	ND< 0.20	ND< 0.284	ND< 0.200	ND< 0.20	ND< 0.20
Chloroethane	5	4.1	4.4	7.7	3	6.4	7.4	1.47	1.3	ND< 0.20	ND< 0.20
Chloroform	7	ND< 0.20	ND< 0.20	ND< 0.20	ND< 0.20	ND< 0.20	0.4 J	ND< 0.24	ND< 0.200	ND< 0.20	ND< 0.20
Chloromethane	5	ND< 0.20	ND< 0.20	ND< 0.20	ND< 0.20	ND< 0.20	ND< 0.20	ND< 0.372	ND< 0.200	ND< 0.20	ND< 0.20
cis-1,2-Dichloroethylene	5	20	66	49	21	20	27	12.6	19	9.8	5.2
cis-1,3-Dichloropropylene	0.4+	ND< 0.20	ND< 0.20	ND< 0.20	ND< 0.20	ND< 0.20	ND< 0.20	ND< 0.262	ND< 0.200	ND< 0.20	ND< 0.20
Cyclohexane	NS	0.30 J	0.40 J	ND< 0.20	0.28 J	0.26 J	0.40 J	ND< 0.491	ND< 0.200	ND< 0.20	ND< 0.20
Dibromochloromethane	50*	ND< 0.20	ND< 0.20	ND< 0.20	ND< 0.20	ND< 0.20	ND< 0.20	ND< 0.146	ND< 0.200	ND< 0.20	ND< 0.20
Dichlorodifluoromethane	5	9.2	25	24	8.6	4.5	14	3.56	3.3	3.7	2.6
Ethyl Benzene	5	0.39 J	1.4	1.5	1.2	0.34 J	1.2	ND< 0.290	ND< 0.200	1.1	0.52
Isopropylbenzene	5	0.64	0.95	0.64	0.7	0.54	0.69	ND< 0.405	ND< 0.200	0.22 J	ND< 0.20
Methyl acetate	NS	ND< 0.20	ND< 0.20	ND< 0.20	ND< 0.20	ND< 0.20	ND< 0.20	ND< 0.442	ND< 0.200	ND< 0.20	ND< 0.20
Methyl tert-butyl ether (MTBE)	10*	ND< 0.20	ND< 0.20	0.25 J	ND< 0.20	ND< 0.20	ND< 0.20	ND< 0.244	ND< 0.200	ND< 0.20	ND< 0.20
Methylcyclohexane	NS	0.67	0.78	0.84	0.75	0.38 J	0.65	0.640	0.38 J	0.44 J	ND< 1.20
Methylene chloride	5	ND< 1.0	2.1	ND< 1.0	ND< 1.0	ND< 1.0	ND< 1.0	ND< 0.397	ND< 1	ND< 1.0	ND< 1.0
o-Xylene	5	1.9	2.1	0.73	0.39 J	ND< 0.20	0.96	ND< 0.261	ND< 0.200	ND< 0.20	ND< 0.20
p- & m- Xylenes	5	ND< 0.50	ND< 0.50	ND< 0.50	ND< 0.50	ND< 0.50	ND< 0.50	ND< 0.578	ND< 0.500	ND< 0.50	ND< 0.50
Styrene	5	ND< 0.20	ND< 0.20	ND< 0.20	ND< 0.20	ND< 0.20	ND< 0.20	ND< 0.255	ND< 0.200	ND< 0.20	ND< 0.20
Tetrachloroethylene	5	18	17	36	30	18	24	19.2	13	18	5.8
Toluene	5	ND< 0.20	0.33 J	ND< 0.20	ND< 0.20	ND< 0.20	0.38 J	ND< 0.346	ND< 0.200	ND< 0.20	ND< 0.20
trans-1,2-Dichloroethylene	5	ND< 0.20	ND< 0.20	ND< 0.20	ND< 0.20	ND< 0.20	ND< 0.20	ND< 0.279	ND< 0.200	ND< 0.20	ND< 0.20
trans-1,3-Dichloropropylene	0.4+	ND< 0.20	ND< 0.20	ND< 0.20	ND< 0.20	ND< 0.20	ND< 0.20	ND< 0.229	ND< 0.200	ND< 0.20	ND< 0.20
Trichloroethylene	5	5.8	10	15	10	5	11	5.80	3	3.8	2.3
Trichlorofluoromethane (freon 11)	5	25	50	65	14	ND< 0.20	18	8.76	3.7	7.7	5.7
Vinyl Chloride	2	ND< 0.20	0.72	0.99	0.58	0.58	ND< 0.20	ND< 0.469	ND< 0.280	ND< 0.20	ND< 0.20
Total VOC concentration	NS	183.25	267.11	305.53	153.52	146.77	205.13	89.25	56.86	51.86	36.09
Total CVOC concentration	NS	177.44	260.10	300.38	146.90	144.45	199.73	88.61	56.48	49.90	31.77
Total Petro-VOC concentration	NS	3.88	5.29	3.59	2.29	1.68	3.99	0.00	0.00	1.32	0.52
Other VOC concentration	NS	1.93	1.72	1.56	4.33	0.64	1.41	0.64	0.38	0.64	3.80
Location of screen		Just beneath water table (237.5' - 227.5' amsl)									

Groundwater Analytical Results Summary
136 Fuller Road, Albany, New York - BCP Site # C401055
LaBella Project # 2222575

Sample ID: FRMW (Fuller Rd Monitoring Well)-Well ID# (approx depth to well bottom) (Screen Interval) Sample Date Lab Sample ID Groundwater Elevation (ft.)	Sample Location 6 NYCRR Part 703.5	MW37							
		FRMW-MW37-X24 (15-25')							
		6/13/2018 18F0674-02 237.98	6/11/2019 19F0430-14 239.82	6/11/2020 20F0477-14 239.49	6/15/2021 21F0819-07 239.00	6/7/2022 22F0429-15 239.98	6/21/2023 23F1500-14 239.81	9/5/2024 24I0384-02 239.89	
Analyte	ppb	ppb	ppb	ppb	ppb	ppb	ppb	ppb	
1,1,1-Trichloroethane	5	0.49 J	0.49 J	0.42 J	0.97	0.60	0.42 J	0.36 J	
1,1,2,2-Tetrachloroethane	5	ND< 0.20	ND< 0.20	ND< 0.20	ND< 0.20	ND< 0.20	ND< 0.20	ND< 0.20	
1,1,2-Trichloro-1,2,2-trifluoroethane	5	ND< 0.20	ND< 0.20	ND< 0.20	ND< 0.20	ND< 0.20	ND< 0.20	0.33 J	
1,1,2-Trichloroethane	1	ND< 0.20	ND< 0.20	ND< 0.20	ND< 0.20	ND< 0.20	ND< 0.20	ND< 0.20	
1,1-Dichloroethane	5	ND< 0.20	ND< 0.20	ND< 0.20	ND< 0.20	0.26 J	ND< 0.20	ND< 0.20	
1,1-Dichloroethylene	5	ND< 0.20	ND< 0.20	ND< 0.20	ND< 0.20	ND< 0.20	ND< 0.20	ND< 0.20	
1,2,3-Trichlorobenzene	5	ND< 0.20	ND< 0.20	ND< 0.20	ND< 0.20	ND< 0.20	ND< 0.20	ND< 0.20	
1,2,4-Trichlorobenzene	5	ND< 0.20	ND< 0.20	ND< 0.20	ND< 0.20	ND< 0.20	ND< 0.20	ND< 0.20	
1,2-Dibromo-3-chloropropane	0.04	ND< 0.20	ND< 0.20	ND< 0.20	ND< 0.20	ND< 0.20	ND< 0.20	ND< 0.20	
1,2-Dibromoethane	0.0006	ND< 0.20	ND< 0.20	ND< 0.20	ND< 0.20	ND< 0.20	ND< 0.20	ND< 0.20	
1,2-Dichlorobenzene	3	ND< 0.20	ND< 0.20	ND< 0.20	ND< 0.20	ND< 0.20	ND< 0.20	ND< 0.20	
1,2-Dichloroethane	0.6	ND< 0.20	ND< 0.20	ND< 0.20	0.72	ND< 0.20	ND< 0.20	ND< 0.20	
1,2-Dichloropropane	1	ND< 0.20	ND< 0.20	ND< 0.20	ND< 0.20	ND< 0.20	ND< 0.20	ND< 0.20	
1,3-Dichlorobenzene	3	ND< 0.20	ND< 0.20	ND< 0.20	ND< 0.20	ND< 0.20	ND< 0.20	ND< 0.20	
1,4-Dichlorobenzene	3	ND< 0.20	ND< 0.20	ND< 0.20	ND< 0.20	ND< 0.20	ND< 0.20	ND< 0.20	
2-Butanone	50*	ND< 0.20	ND< 0.20	ND< 0.20	ND< 0.20	ND< 0.20	ND< 0.20	ND< 0.20	
2-Hexanone	50*	ND< 0.20	ND< 0.20	ND< 0.20	ND< 0.20	ND< 0.20	ND< 0.20	ND< 0.20	
Methyl isobutyl ketone (4-Methyl-2-pentanone)	NS	ND< 0.20	ND< 0.20	ND< 0.20	0.22 J	ND< 0.20	ND< 0.20	ND< 0.20	
Acetone	50*	ND< 1.0	ND< 1.0	ND< 1.0	ND< 1.0	ND< 1.0	ND< 1.0	ND< 1.0	
Benzene	1	ND< 0.20	ND< 0.20	ND< 0.20	ND< 0.20	ND< 0.20	ND< 0.20	ND< 0.20	
Bromochloromethane	5	ND< 0.20	ND< 0.20	ND< 0.20	ND< 0.20	ND< 0.20	ND< 0.20	ND< 0.20	
Bromodichloromethane	50*	ND< 0.20	ND< 0.20	ND< 0.20	ND< 0.20	ND< 0.20	ND< 0.20	ND< 0.20	
Bromoform	50*	ND< 0.20	ND< 0.20	ND< 0.20	ND< 0.20	ND< 0.20	ND< 0.20	ND< 0.20	
Bromomethane	5	2.2	ND< 0.20	ND< 0.20	ND< 0.20	ND< 0.20	ND< 0.20	ND< 0.20	
Carbon disulfide	60*	ND< 0.20	ND< 0.20	ND< 0.20	ND< 0.20	0.47 JB	ND< 0.20	ND< 0.20	
Carbon tetrachloride	5	ND< 0.20	ND< 0.20	ND< 0.20	ND< 0.20	ND< 0.20	ND< 0.20	ND< 0.20	
Chlorobenzene	5	ND< 0.20	ND< 0.20	ND< 0.20	ND< 0.20	ND< 0.20	ND< 0.20	ND< 0.20	
Chloroethane	5	ND< 0.20	ND< 0.20	ND< 0.20	ND< 0.20	ND< 0.20	ND< 0.20	ND< 0.20	
Chloroform	7	0.47 J	ND< 0.20	0.20 J	ND< 0.20	ND< 0.20	ND< 0.20	ND< 0.20	
Chloromethane	5	ND< 0.20	ND< 0.20	ND< 0.20	ND< 0.20	ND< 0.20	ND< 0.20	ND< 0.20	
cis-1,2-Dichloroethylene	5	0.56	0.83	0.44 J	0.74	1.6	1.2	0.22 J	
cis-1,3-Dichloropropylene	0.4*	ND< 0.20	ND< 0.20	ND< 0.20	ND< 0.20	ND< 0.20	ND< 0.20	ND< 0.20	
Cyclohexane	NS	ND< 0.20	ND< 0.20	ND< 0.20	ND< 0.20	ND< 0.20	ND< 0.20	ND< 0.20	
Dibromochloromethane	50*	ND< 0.20	ND< 0.20	ND< 0.20	ND< 0.20	ND< 0.20	ND< 0.20	ND< 0.20	
Dichlorodifluoromethane	5	ND< 0.20	ND< 0.20	ND< 0.20	ND< 0.20	ND< 0.20	ND< 0.20	ND< 0.20	
Ethyl Benzene	5	ND< 0.20	ND< 0.20	ND< 0.20	ND< 0.20	ND< 0.20	ND< 0.20	ND< 0.20	
Isopropylbenzene	5	ND< 0.20	ND< 0.20	ND< 0.20	ND< 0.20	ND< 0.20	ND< 0.20	ND< 0.20	
Methyl acetate	NS	ND< 0.20	ND< 0.20	ND< 0.20	ND< 0.20	ND< 0.20	ND< 0.20	ND< 0.20	
Methyl tert-butyl ether (MTBE)	10*	0.59	0.36 J	0.38 J	ND< 0.20	0.36 J	ND< 0.20	ND< 0.20	
Methylcyclohexane	NS	ND< 0.20	ND< 0.20	ND< 0.20	ND< 0.20	ND< 0.20	ND< 0.20	ND< 0.20	
Methylene chloride	5	ND< 1.0	ND< 1.0	ND< 1.0	ND< 1.0	ND< 1.0	ND< 1.0	ND< 1.0	
o-Xylene	5	ND< 0.20	ND< 0.20	ND< 0.20	ND< 0.20	ND< 0.20	ND< 0.20	ND< 0.20	
p- & m- Xylenes	5	ND< 0.50	ND< 0.50	ND< 0.50	ND< 0.50	ND< 0.50	ND< 0.50	ND< 0.50	
Styrene	5	ND< 0.20	ND< 0.20	ND< 0.20	ND< 0.20	ND< 0.20	ND< 0.20	ND< 0.20	
Tetrachloroethylene	5	4.9 QL-02	5.6	6.0	1.1	4.2	3.5	1.8	
Toluene	5	ND< 0.20	ND< 0.20	ND< 0.20	ND< 0.20	ND< 0.20	ND< 0.20	ND< 0.20	
trans-1,2-Dichloroethylene	5	ND< 0.20	ND< 0.20	ND< 0.20	ND< 0.20	ND< 0.20	ND< 0.20	ND< 0.20	
trans-1,3-Dichloropropylene	0.4*	ND< 0.20	ND< 0.20	ND< 0.20	ND< 0.20	ND< 0.20	ND< 0.20	ND< 0.20	
Trichloroethylene	5	0.39 QL-02, J	0.41 J	0.45 J	0.52 Cal-E	0.31 J	0.31 J	0.28 J	
Trichlorofluoromethane (freon 11)	5	1.9	0.98	1.4	0.43 J	1.0	0.57	0.34 J	
Vinyl Chloride	2	ND< 0.20	ND< 0.20	ND< 0.20	ND< 0.20	ND< 0.20	ND< 0.20	ND< 0.20	
Total VOC concentration	NS	11.50	8.67	9.29	16.60	8.80	6.00	3.33	
Total CVOC concentration	NS	9	8.3	8.91	16.38	8.0	6.0	3.3	
Total Petro-VOC concentration	NS	1	0	0.38	0.00	0	0	0	
Other VOC concentration	NS	2	0	0	0	0	0	0	
Location of screen	Just beneath water table (237' - 227' amsl)								

Groundwater Analytical Results Summary
136 Fuller Road, Albany, New York - BCP Site # C401055
LaBella Project # 2222575

NOTES:

All data are reported in micrograms per liter (ug/L) = parts per billion (ppb)

NS indicates that there is no listed standard for that analyte

NA indicate that the compound was not included on the list of analytes

Results which exceed 6 NYCRR Part 703.5 ambient groundwater standards and guidance values have been **bolded**

Bolded cells indicate values that are greater than the standard; Shaded cells indicate values that are greater than the standard and which were not

* = Guidance Value

+ Applies to the sum of trans-1,3-Dichloropropene and cis-1,3-Dichloropropene

ND < = indicates the compound was not detected at or above the listed laboratory method reporting limit

B indicates the analyte is found in the associated analysis batch blank.

Italics indicate laboratory method reporting limit is greater than the groundwater quality standard

CCV-E indicates the value reported is ESTIMATED. The value is estimated due to its behavior during continuing calibration verification (>20% Difference for average Rf or >20% Drift for quadratic fit).

ICV-E indicates the value reported is ESTIMATED. The value is estimated due to its behavior during initial calibration verification (recovery exceeded 30% of expected value).

HT-01R This flag indicates that the sample was initially analyzed within recommended hold time and that a re-run was performed outside of the hold time.

D=result is from an analysis that required a dilution

J=analyte detected at or above the MDL (method detection limit) but below the RL (Reporting Limit) - data is estimated

U=analyte not detected at or above the level indicated

E=result is estimated and cannot be accurately reported due to levels encountered or interferences

QL-02 indicates this LCS analyte is outside Laboratory Recovery limits due to the analyte behavior using the reference method. The reference method has certain limitations with respect to analytes of this nature.

SCAL-E The value reported is ESTIMATED. The value is estimated due to its behavior during initial calibration (average Rf>20%).

TFE Remediation System Downtime Notes:

3/16/2020 - (TFE remediation system down 3/13 through 3/18/2020 due to power outages, resolved on 3/18/2020. Normal operation before and after this time period)

6/10/2020 - (System down periodically 6/8 through 6/11/2020 due to pump malfunction, diagnosed and resolved on 6/11/2020. Normal before and after that time period)

3/12/2021 - (TFE remediation system down on this date and down on and off prior 2 weeks due to vacuum sensor errors for the TFE remediation system. Sensor errors resolved on 3/17/2021, normal operation continued)

6/16/2021 - (TFE remediation system running on 6/1/2021 but down prior to 6/15/2021 due to vacuum sensor errors. Sensor errors resolved on 6/17/2021, normal operation continued)

Table 1
TFE System - Influent/Effluent Water Monitoring
136 Fuller Road, Albany, New York - BCP Site # C401055
LaBella Project # 2222575

Date	1/12/12	2/27/12	3/30/12	4/26/12	5/30/12	7/10/12	8/16/12	10/17/12	11/27/12	12/18/12	2/12/13	3/27/13	5/1/13	5/21/13	6/18/13	7/29/13	8/20/13	9/24/13	10/29/2013	1/7/2014	4/29/2014
Month	1st	2nd	3rd	4th	5th	6th	7th	8th	9th	10th	11th	12th	13th	14th	15th	16th	17th	18th	19th	20th	21st
Water Intake Flow Rate (Gal/min)	0.72	0.74	0.43	0.32	0.8	0.34	0.25	0.45	0.27	0.23	0.24	0.26	0.41	0.2	0.7	0.29	0.16	0.18	0.17	0.3	0.4
Water Intake Flow Rate (Gal/day)	1,037	1,066	619	461	1,152	490	360	648	389	331	346	374	590	288	1,008	418	230	259	245	432	576
Water Influent Total VOCs (ug/L)	486.2	671.1	484.1	1,022.0	610.9	154.69	74	86	315.1	75	20.8	10.0	21.3	21.9	21.1	78.4	64.2	125.2	112.95	647.23	127.71
Convert Total VOCs to g/L	0.0004862	0.0006711	0.0004841	0.001022	0.0006109	0.00015469	0.000074	0.000086	0.0003151	0.0000754	0.00002075	0.00001	0.0000213	0.0000219	0.0000211	0.00007842	0.00006421	0.00012519	0.00011295	0.00064723	0.00012771
Convert Total VOCs to g/gal	0.00184	0.00254	0.00183	0.00387	0.00231	0.00059	0.00028	0.00033	0.00119	0.00029	0.00008	0.00004	0.00008	0.00008	0.00008	0.00030	0.00024	0.00047	0.00043	0.00245	0.00048
Convert Total VOCs to g/day	1.91	2.71	1.13	1.78	2.66	0.29	0.1008	0.21	0.46	0.09	0.03	0.01	0.05	0.02	0.08	0.12	0.06	0.12	0.10	1.06	0.28
Convert Total VOCs to pounds/day	0.0042	0.0060	0.0025	0.0039	0.0059	0.0006	0.0002	0.0005	0.0010	0.0002	0.0001	0.0000	0.0001	0.0001	0.0002	0.0003	0.0001	0.0003	0.0002	0.0023	0.0006
Water Effluent Total VOCs (ug/L)	2.2	126	30.99	32.6	14.3	38.25	22.5	11.1	23.2	14.67	0	7.2	18.4	10	11	56.72	52.7	77.19	76.5	464.31	47.8
Water Effluent Total VOCs (mg/L)	0.0022	0.126	0.03099	0.0326	0.0143	0.03825	0.0225	0.0111	0.0232	0.01467	0	0.0072	0.0184	0.01	0.011	0.05672	0.0527	0.07719	0.0765	0.46431	0.0478
Water Effluent Action Level (mg/L)	5	5	5	5	5	5	5	5	5	5	5	5	5	5	5	5	5	5	5	5	5
Is effluent less than Action level?	YES	YES	YES	YES	YES	YES	YES	YES	YES	YES	YES	YES	YES	YES	YES	YES	YES	YES	YES	YES	YES
Lab Report #	12AO397	12B0885	12D0015	12D0895	12E0957	12G0304	12H0617	12J0712	12K0799	12L0712	13B0330	13C0830	13E0185	13E0809	13F0662	SB74049	SB75465	SB77412	SB79396	SB82930	SB88499

Date	5/21/2014	6/30/2014	7/24/2014	8/28/2014	9/17/2014	10/22/2014	11/18/2014	12/18/2014	2/5/2015	2/25/2015	3/19/2015	4/16/2015	5/27/2015	6/26/2015	7/20/2015	8/24/2015	9/30/2015	10/22/2015	11/24/2015	12/14/2015	1/29/2016
Month	22nd	23rd	24th	25th	26th	27th	28th	29th	30th	31st	32nd	33rd	34th	35th	36th	37th	38th	39th	40th	41st	42nd
Water Intake Flow Rate (Gal/min)	0.5	0.45	0.42	0.3	0.1	0.3	0.33	0.49	0.3	0.25	0.3	0.3	0.4	0.35	0.2	0.2	0.16	0.39	0.15	0.05	0.10
Water Intake Flow Rate (Gal/day)	720	648	605	432	144	432	475	706	432	360	432	432	576	504	288	288	230	562	216	72	144
Water Influent Total VOCs (ug/L)	103.75	183.94	21.43	139.90	100.80	124.70	144.40	162.00	171.70	136.20	211.70	159.40	175.1	84.6	122.40	107.20	139.9	30.9	105.0	91.0	No sample collected
Convert Total VOCs to g/L	0.00010375	0.00018394	0.00002143	0.0001399	0.0001008	0.0001247	0.0001444	0.000162	0.0001717	0.0001362	0.0002117	0.0001594	0.0001751	0.0000846	0.0001224	0.0001072	0.0001399	0.0000309	0.000105	0.000091	No sample collected
Convert Total VOCs to g/gal	0.00039	0.00070	0.00008	0.00053	0.00038	0.00047	0.00055	0.00061	0.00065	0.00052	0.00080	0.00060	0.00066	0.00032	0.00046	0.00041	0.00053	0.00012	0.00040	0.00034	No sample collected
Convert Total VOCs to g/day	0.28	0.45	0.05	0.23	0.05	0.20	0.26	0.43	0.28	0.19	0.35	0.26	0.38	0.16	0.13	0.12	0.12	0.07	0.09	0.02	No sample collected
Convert Total VOCs to pounds/day	0.0006	0.0010	0.0001	0.0005	0.0001	0.0004	0.0006	0.0010	0.0006	0.0004	0.0008	0.0006	0.0008	0.0004	0.0003	0.0003	0.0003	0.0001	0.0002	0.00005	No sample collected
Water Effluent Total VOCs (ug/L)	81.44	129.86	0.46	108.2	68.4	85.4	84.5	190.3	151.2	115	94.5	111.5	164.1	87.6	81.9	78.1	79.49	158.8	126.28	4.98	No sample collected
Water Effluent Total VOCs (mg/L)	0.08144	0.12986	0.00046	0.1082	0.0684	0.0854	0.0845	0.1903	0.1512	0.115	0.0945	0.1115	0.1641	0.0876	0.0819	0.0781	0.07949	0.1588	0.12628	0.00498	No sample collected
Water Effluent Action Level (mg/L)	5	5	5	5	5	5	5	5	5	5	5	5	5	5	5	5	5	5	5	5	5
Is effluent less than Action level?	YES	YES	YES	YES	YES	YES	YES	YES	YES	YES	YES	YES	YES	YES	YES	YES	YES	YES	YES	YES	YES
Lab Report #	SB89843	SB92147	SB93627	SB95582	SB96637	SB98604	SB99964	SC01703	SC03107	SC03777	SC04582	SC06223	SC07980	SC09404	SC10337	SC110901	L1524595	L1527088	L1531077	L1532980	No sample collected

Table 1
TFE System - Influent/Effluent Water Monitoring
136 Fuller Road, Albany, New York - BCP Site # C401055
LaBella Project # 2222575

Date	2/8/2016	3/17/2016	4/15/2016	5/25/2016	6/21/2016	7/22/2016	8/19/2016	11/7/2016	12/15/2016	1/13/2017	3/7/2017	3/29/2017	4/28/2017	5/23/2017	6/21/2017	7/10/2017	8/24/2017	9/26/2017	10/27/2017	11/28/2017	12/20/2017
Month	43rd	44th	45th	46th	47th	48th	49th	50th	51st	52nd	53rd	54th	55th	56th	57th	58th	59th	60th	61st	62nd	63rd
Water Intake Flow Rate (Gal/min)	0.08	0.07	0.07	0.08	0.09	0.01	0.03	0.52	0.21	0.54	0.70	0.73	0.12	0.55	1.15	0.96	0.66	0.41	0.49	0.53	0.29
Water Intake Flow Rate (Gal/day)	115	101	101	115	130	14	43	749	302	778	1,008	1,051	173	792	1,656	1,382	950	590	706	763	418
Water Influent Total VOCs (ug/L)	121.16	107.58	133	106	13.6	154	121	197	104	192	177	181	15.3	25.9	146.4	146	81	146	110.91	17.68	14.94
Convert Total VOCs to g/L	0.00012116	0.00010758	0.00013258	0.00010626	0.00001361	0.00015397	0.00012146	0.000197	0.000104	0.000192	0.00017705	0.00018087	0.0000153	0.0000259	0.0001464	0.000146	0.000081	0.000146	0.00011091	0.00001768	0.00001494
Convert Total VOCs to g/gal	0.00046	0.00041	0.00050	0.00040	0.00005	0.00058	0.00046	0.00075	0.00039	0.00073	0.00067	0.00068	0.00006	0.00010	0.00055	0.00055	0.00031	0.00055	0.00042	0.00007	0.00006
Convert Total VOCs to g/day	0.05	0.04	0.05	0.05	0.01	0.01	0.02	0.56	0.12	0.57	0.68	0.72	0.01	0.08	0.92	0.76	0.29	0.33	0.30	0.05	0.02
Convert Total VOCs to pounds/day	0.0001	0.0001	0.0001	0.0001	0.00001	0.00002	0.00004	0.0012	0.00026	0.00125	0.00149	0.00159	0.00002	0.00017	0.00202	0.00168	0.00064	0.00072	0.00065	0.00011	0.00005
Water Effluent Total VOCs (ug/L)	65.53	89.13	99	85	3.8	141	91	156	90	90	125	125	13.6	83.8	117	123	101	116	103.8	1.6	3.3
Water Effluent Total VOCs (mg/L)	0.066	0.089	0.099	0.085	0.004	0.141	0.091	0.156	0.090	0.090	0.125	0.125	0.014	0.084	0.117	0.123	0.101	0.116	0.104	0.002	0.003
Water Effluent Action Level (mg/L)	5	5	5	5	5	5	5	5	5	5	5	5	5	5	5	5	5	5	5	5	5
Is effluent less than Action level?	YES	YES	YES	YES	YES	YES	YES	YES	YES	YES	YES	YES	YES	YES	YES	YES	YES	YES	YES	YES	YES
Lab Report #	L1603267	L1607820	L1611122	L1615834	L1618980	L162297	L1623002	L1635988	L1640994	L1701302	L1707009	L1709490	L1713879	L1716786	L1721098	L1723321	L1729885	L1734324	L1739192	L1743449	L1747097

Date	1/25/2018	2/26/2018	3/15/2018	4/25/2018	6/29/2018	8/13/2018	9/20/2018	10/26/2018	11/29/2018	12/18/2018	1/16/2019	5/28/2019	6/21/2019	8/28/2019	9/27/2019	10/30/2019	11/29/2019	12/21/2019	1/24/2020	2/26/2020	3/25/2020
Month	64th	65th	66th	67th	68th	69th	70th	71st	72nd	73rd	74th	75th	76th	77th	78th	79th	80th	81st	82nd	83rd	84th
Water Intake Flow Rate (Gal/min)	0.39	0.54	0.50	0.32	1.31	0.11	1.21	2.04	0.58	0.18	0.06	0.06	0.33	0.1	0.97	1.07	0.9	0.91	0.97	0.96	0.85
Water Intake Flow Rate (Gal/day)	562	778	720	461	1,886	158	1,742	2,938	835	259	86	86	475	144	1,397	1,541	1,296	1,310	1,397	1,382	1,224
Water Influent Total VOCs (ug/L)	169	135	121	144	113	1057.9	23.36	216.28	28.39	154.56	130	22.4	39.06	550.41	713.33	333.75	277.22	206.52	162.79	158.72	175.52
Convert Total VOCs to g/L	0.000169	0.000135	0.000121	0.000144	0.000113	0.0010579	0.00002336	0.00021628	0.00002839	0.00015456	0.00013	0.0000224	0.00003906	0.00055041	0.00071333	0.00033375	0.00027722	0.00020652	0.00016279	0.00015872	0.00017552
Convert Total VOCs to g/gal	0.00064	0.00051	0.00046	0.00055	0.00043	0.00400	0.00009	0.00082	0.00011	0.00059	0.00049	0.00008	0.00015	0.00208	0.00270	0.00126	0.00105	0.00078	0.00062	0.00060	0.00066
Convert Total VOCs to g/day	0.36	0.40	0.33	0.25	0.81	0.63	0.15	2.40	0.09	0.15	0.04	0.01	0.07	0.30	3.77	1.95	1.36	1.02	0.86	0.83	0.81
Convert Total VOCs to pounds/day	0.00079	0.00088	0.00073	0.00055	0.00178	0.00140	0.00034	0.00530	0.00020	0.00033	0.00009	0.00002	0.00015	0.00066	0.00831	0.00429	0.00300	0.00226	0.00190	0.00183	0.00179
Water Effluent Total VOCs (ug/L)	89	106	93	145	94	369.15	75.91	157.17	95.84	89.91	86	12	15	246.79	563.2	325.92	267.49	225.05	167.94	154.24	160.42
Water Effluent Total VOCs (mg/L)	0.089	0.106	0.093	0.145	0.094	0.369	0.076	0.157	0.096	0.090	0.086	0.012	0.015	0.247	0.563	0.326	0.267	0.225	0.168	0.154	0.160
Water Effluent Action Level (mg/L)	5	5	5	5	5	5	5	5	5	5	5	5	5	5	5	5	5	5	5	5	5
Is effluent less than Action level?	YES	YES	YES	YES	YES	YES	YES	YES	YES	YES	YES	YES	YES	YES	YES	YES	YES	YES	YES	YES	YES
Lab Report #	L1802725	L1806659	L1808842	L1814557	L1824901	L1831547	L1837649	L1843845	L1848801	L1852210	L1901994	L1922357	L1927473	L1939079	L1944854	L1951280	L1957591	L1961346	L2003460	L2008431	L2013277

Table 1
TFE System - Influent/Effluent Water Monitoring
136 Fuller Road, Albany, New York - BCP Site # C401055
LaBella Project # 2222575

Date	4/24/2020	5/27/2020	6/22/2020	7/29/2020	8/26/2020	9/18/2020	10/3/2020	11/30/2020	12/15/2020	1/9/2021	2/9/2021	3/26/2021	5/5/2021	5/26/2021	6/25/2021	7/28/2021	8/28/2021	9/29/2021	10/29/2021	12/16/2021	1/12/2022
Month	85th	86th	87th	88th	89th	90th	91st	92nd	93rd	94th	95th	96th	97th	98th	99th	100th	101st	102nd	103rd	104th	105th
Water Intake Flow Rate (Gal/min)	0.82	0.25	0.18	0.17	0.23	0.47	0.21	0.67	0.8	NA	0.01	0.06	0.26	0.18	0.07	0.29	0.29	0.30	0.63	1.21	0.04
Water Intake Flow Rate (Gal/day)	1,181	360	259	245	331	677	302	965	1,152	NA	14	86	374	259	101	418	418	432	907	1,742	58
Water Influent Total VOCs (ug/L)	179.42	163	118.42	111.84	383.86	226.21	206.24	144.68	161.42		0.86	198.66	222.05	154.01	205.81	95.44	101.52	197.96	34.56	195.1	285.22
Convert Total VOCs to g/L	0.00017942	0.000163	0.00011842	0.00011184	0.00038386	0.00022621	0.00020624	0.00014468	0.00016142		0.00000086	0.00019866	0.00022205	0.00015401	0.00020581	0.00009544	0.00010152	0.00019796	0.00003456	0.0001951	0.00028522
Convert Total VOCs to g/gal	0.00068	0.00062	0.00045	0.00042	0.00145	0.00086	0.00078	0.00055	0.00061		0.00000	0.00075	0.00084	0.00058	0.00078	0.00036	0.00038	0.00075	0.00013	0.00074	0.00108
Convert Total VOCs to g/day	0.80	0.22	0.12	0.10	0.48	0.58	0.24	0.53	0.70		0.00	0.06	0.31	0.15	0.08	0.15	0.16	0.32	0.12	1.29	0.06
Convert Total VOCs to pounds/day	0.00177	0.00049	0.00026	0.00023	0.00106	0.00128	0.00052	0.00116	0.00155		0.0000001	0.0001432	0.0006937	0.0003331	0.0001731	0.0003326	0.0003538	0.0007136	0.0002616	0.0028367	0.0001371
Water Effluent Total VOCs (ug/L)	172.7	128.1	97.85	74.21	303.67	170	84.88	111.47	104.04	System Off. No sample collected.	0.18	212.6	180	161.79	212.6	78	78	200	3.1	11.73	280
Water Effluent Total VOCs (mg/L)	0.173	0.128	0.098	0.074	0.304	0.170	0.085	0.111	0.104		0.0002	0.2126	0.1800	0.1618	0.2126	0.0780	0.0780	0.2000	0.0031	0.0117	0.2800
Water Effluent Action Level (mg/L)	5	5	5	5	5	5	5	5	5		5	5	5	5	5	5	5	5	5	5	5
Is effluent less than Action level?	YES	YES	YES	YES	YES	YES	YES	YES	YES		YES	YES	YES	YES	YES	YES	YES	YES	YES	YES	YES
Lab Report #	L2017134	L2021774	L2026198	722920	L2034908	L2039264	L2048202	L2053496	L2053497		L2106128	L2115268	L2123240	L2128165	L2134587	L2140539	L2146032	L2152780	L2159586	L2165686	L2201798

Date	1/27/2022	3/2/2022	4/1/2022	4/30/2022	5/27/2022	6/30/2022	8/4/2022	9/13/2022	9/27/2022	10/28/2022	11/29/2022	12/21/2022	1/19/2023	2/22/2023	3/30/2023	4/27/2023	5/25/2023	6/20/2023	7/20/2023	8/15/2023	9/18/2023
Month	106th	107th	108th	109th	110th	111th	112th	113th	114th	115th	116th	117th	118th	119th	120th	121st	122nd	123rd	124th	125th	126th
Water Intake Flow Rate (Gal/min)	0.044	0.190	1.030	1.2	0.18	0.54	0.14	0.95	0.9	0.44	0.68	1.93	1.41	0.71	1.01	1.73	0.75	0.27	0.68	1.01	0.63
Water Intake Flow Rate (Gal/day)	63	274	1,483	1,728	259	778	202	1,368	1,296	634	982	2,774	2,029	1,025	1,457	2,485	1,087	385	982	1,459	901
Water Influent Total VOCs (ug/L)	426.04	171.03	250.35	235.57	150.3	192.1	127.15	166.9	221.06	218.2	183.6	140.4	21.51	33	25.96	103.93	14.49	88.36	92.6	86.3	100.06
Convert Total VOCs to g/L	0.00042604	0.00017103	0.00025035	0.00023557	0.0001503	0.0001921	0.00012715	0.0001669	0.00022106	0.0002182	0.0001836	0.0001404	0.00002151	0.0000033	0.00002596	0.00010393	0.00001449	0.00008836	0.0000926	0.0000863	0.00010006
Convert Total VOCs to g/gal	0.00161	0.00065	0.00095	0.00089	0.00057	0.00073	0.00048	0.00063	0.00084	0.00083	0.00069	0.00053	0.00008	0.00012	0.00010	0.00039	0.00005	0.00033	0.00035	0.00033	0.00038
Convert Total VOCs to g/day	0.10	0.18	1.41	1.54	0.15	0.57	0.10	0.86	1.08	0.52	0.68	1.47	0.17	0.13	0.14	0.98	0.06	0.13	0.34	0.48	0.34
Convert Total VOCs to pounds/day	0.0002253	0.0003905	0.0030985	0.0033968	0.0003251	0.0012465	0.0002139	0.0019052	0.0023907	0.0011536	0.0015045	0.0032499	0.0003642	0.0002821	0.0003155	0.0021552	0.0001314	0.0002835	0.0007589	0.0010508	0.0007522
Water Effluent Total VOCs (ug/L)	370	160.19	218.53	205.4	131.1	181.3	111.72	134.86	165.13	201.42	166.36	120.02	80.27	93.08	2.4	75	2.6	67.65	69.23	2.26	74.21
Water Effluent Total VOCs (mg/L)	0.3700	0.1602	0.2185	0.2054	0.1311	0.1813	0.1117	0.1349	0.1651	0.2014	0.1664	0.1200	0.0803	0.0931	0.0024	0.0750	0.0026	0.0677	0.0692	0.0023	0.0742
Water Effluent Action Level (mg/L)	5	5	5	5	5	5	5	5	5	5	5	5	5	5	5	5	5	5	5	5	5
Is effluent less than Action level?	YES	YES	YES	YES	YES	YES	YES	YES	YES	YES	YES	YES	YES	YES	YES	YES	YES	YES	YES	YES	YES
Lab Report #	L2204508	L2210959	L2216979	L2223014	L2228193	L2235127	L2242144-02	L2249620	L2253279	L2260708	L2266794	L2271782	L2303275	L2309554	L2316740	L2323178	L2329269	L2335247	L2341788	L2347000	L2354757

Date	10/27/2023	12/1/2023	12/20/2023	1/16/2024	2/17/2024	3/19/2024	4/29/2024	5/30/2024	6/26/2024	7/30/2024	8/21/2024	9/27/2024
Month	127th	128th	129th	130th	131st	132nd	133rd	134th	135th	136th	137th	138th
Water Intake Flow Rate (Gal/min)	0.65	0.47	0.51	NA	NA	0.82	0.59	0.40	0.45	0.38	0.46	0.38
Water Intake Flow Rate (Gal/day)	932	674	731	NA	NA	1,179	846	574	643	548	667	547
Water Influent Total VOCs (ug/L)	111.63	154	127.56			137.31	79.26	17.34	100.41	120.61	100.4	28.22
Convert Total VOCs to g/L	0.00011163	0.000154	0.00012756			0.00013731	0.00007926	0.00001734	0.00010041	0.00012061	0.0001004	0.00002822
Convert Total VOCs to g/gal	0.00042	0.00058	0.00048			0.00052	0.00030	0.00007	0.00038	0.00046	0.00038	0.00011
Convert Total VOCs to g/day	0.39	0.39	0.35			0.61	0.25	0.04	0.24	0.25	0.25	0.06
Convert Total VOCs to pounds/day	0.0008680	0.0008659	0.000778			0.0013507	0.0005596	0.0000830	0.0005389	0.0005510	0.0005589	0.0001287
Water Effluent Total VOCs (ug/L)	77.24	145.5	100.1	System Off. No sample collected.	System Off. No sample collected.	69.38	0	71	4.01	78.39	66	0.23
Water Effluent Total VOCs (mg/L)	0.0772	0.1455	0.1001			0.0694	0.0	0.071	0.004	0.0784	0.066	0.00023
Water Effluent Action Level (mg/L)	5	5	5			5	5	5	5	5	5	5
Is effluent less than Action level?	YES	YES	YES			YES	YES	YES	YES	YES	YES	YES
Lab Report #	L2364026	L2371054	L2375299			L2414819	L2423299	L2429825	L2436217	L2442959	L2447833	L2456001

Notes:
Gal/min = gallons per minute
Gal/day = gallons per day
ug/L = micrograms per liter or parts per billion (ppb)
g/gal = grams per gallon
g/day = grams per day
mg/L = milligrams per liter or parts per million (ppm)

Table 2
TFE System - Influent/Effluent Air Monitoring
136 Fuller Road, Albany, New York - BCP Site # C401055
LaBella Project #2222575

DATE	1/12/12	2/27/12	3/30/12	4/26/12	5/30/12	7/10/12	8/16/12	10/17/12	11/27/12	12/18/12	2/12/13	3/27/13	5/1/13	5/21/13	6/18/13	7/29/13	8/20/13	9/24/13	10/29/13	1/7/14	4/29/14
Month	1st	2nd	3rd	4th	5th	6th	7th	8th	9th	10th	11th	12th	13th	14th	15th	16th	17th	18th	19th	20th	21st
Air Discharge Flow (CFM)	540	640	600	580	520	640	760	460	520	505	360	420	410	435	425	430	380	360	360	405	400
Air Stack Discharge Concentration																					
Field Screening PID (ppm)	74	143	118	120	165	82	45	45	21	20	15	6	12	11	10	10	10	7	10	16	1
Total VOCs (ug/m3)	21,957.0	20,939.0	6,677.0	29,558.9	34,030.2	29,026.9	23,110.0	8,803.1	1,431.0	18,422.6	2,551.0	2,057.0	2,166.5	1,769.9	1,032.2	1,345.6	995.6	1,823.2	357.9	22,896.8	4,879.7
Convert Total VOCs to g/m3	0.02196	0.02094	0.00668	0.02956	0.03403	0.02903	0.02311	0.00880	0.00143	0.01842	0.00255	0.00206	0.00217	0.00177	0.00103	0.00135	0.00100	0.00182	0.00036	0.02290	0.00488
Convert Total VOCs to g/CF	0.00062	0.00059	0.00019	0.00084	0.00096	0.00082	0.00065	0.00025	0.00004	0.00052	0.00007	0.00006	0.00006	0.00005	0.00003	0.00004	0.00003	0.00005	0.00001	0.00065	0.00014
Convert Total VOCs to g/hour	20.14	22.77	6.81	29.13	30.07	31.56	29.84	6.88	1.26	15.81	1.56	1.47	1.51	1.31	0.75	0.98	0.64	1.12	0.22	15.76	3.32
Convert Total VOCs to pounds/hour	0.0444	0.0502	0.0150	0.0642	0.0663	0.0696	0.0658	0.0152	0.0028	0.0348	0.0034	0.0032	0.0033	0.0029	0.0016	0.0022	0.0014	0.0025	0.0005	0.0347	0.0073
Air Effluent Action Level (pounds/hr)	0.5	0.5	0.5	0.5	0.5	0.5	0.5	0.5	0.5	0.5	0.5	0.5	0.5	0.5	0.5	0.5	0.5	0.5	0.5	0.5	0.5
Is effluent less than Action Level?	YES	YES	YES	YES	YES	YES	YES	YES	YES	YES	YES	YES	YES	YES	YES	YES	YES	YES	YES	YES	YES
Convert Total VOCs to pounds/day	1.0659	1.2047	0.3601	1.5412	1.5908	1.6700	1.5789	0.3640	0.0669	0.8364	0.0826	0.0777	0.0799	0.0692	0.0394	0.0520	0.0340	0.0590	0.0116	0.8336	0.1755
Lab Report #	12AO397	12B0885	12D0015	12D0895	12E0957	12G0304	12H0617	12J0712	12K0799	12L0712	13B0330	13C0830	13E0185	13E0809	13F0662	SB74042	SB75470	SB77400	SB79403	SB83125	SB88501

DATE	5/21/14	6/30/14	7/24/14	8/28/14	9/17/14	10/22/14	11/18/14	12/18/14	2/5/15	2/25/15	3/19/15	4/16/15	5/27/15	6/26/15	7/20/15	8/24/15	9/30/15	10/22/15	11/24/15	12/14/15	1/29/16
Month	22nd	23rd	24th	25th	26th	27th	28th	29th	30th	31st	32nd	33rd	34th	35th	36th	37th	38th	39th	40th	41st	42nd
Air Discharge Flow (CFM)	390	405	380	420	350	640	340	330	320	320	325	350	330	350	340	300	310	315	320	325	325
Air Stack Discharge Concentration																					
Field Screening PID (ppm)	1	1	1.5	1	5	5	5	5	9	7	8	10	9	10	9	11	10	9	9	9	10
Total VOCs (ug/m3)	6,552.0	8,954.1	6,293.8	9,626.6	7,461.8	9,557.1	12,184.4	1,162.1	5,436.8	6,801.8	7,551.5	4,263.4	3,438.1	5,142.21	4,511.4	5,643.6	21,894.7	9,012.99	5,084.43	3,817.48	
Convert Total VOCs to g/m3	0.00655	0.00895	0.00629	0.00963	0.00746	0.00956	0.01218	0.00116	0.00544	0.00680	0.00755	0.00426	0.00344	0.00514	0.00451	0.00564	0.02189	0.00901	0.00508	0.00382	No sample collected due to summa canister valve failure
Convert Total VOCs to g/CF	0.00019	0.00025	0.00018	0.00027	0.00021	0.00027	0.00035	0.00003	0.00015	0.00019	0.00021	0.00012	0.00010	0.00015	0.00013	0.00016	0.00062	0.00026	0.00014	0.00011	
Convert Total VOCs to g/hour	4.34	6.16	4.06	6.87	4.44	10.39	7.04	0.65	2.96	3.70	4.17	2.54	1.93	3.06	2.61	2.88	11.53	4.82	2.76	2.11	
Convert Total VOCs to pounds/hour	0.0096	0.0136	0.0090	0.0151	0.0098	0.0229	0.0155	0.0014	0.0065	0.0082	0.0092	0.0056	0.0042	0.0067	0.0057	0.0063	0.0254	0.0106	0.0061	0.0046	
Air Effluent Action Level (pounds/hr)	0.5	0.5	0.5	0.5	0.5	0.5	0.5	0.5	0.5	0.5	0.5	0.5	0.5	0.5	0.5	0.5	0.5	0.5	0.5	0.5	0.5
Is effluent less than Action Level?	YES	YES	YES	YES	YES	YES	YES	YES	YES	YES	YES	YES	YES	YES	YES	YES	YES	YES	YES	YES	YES
Convert Total VOCs to pounds/day	0.2297	0.3260	0.2150	0.3635	0.2348	0.5499	0.3724	0.0345	0.1564	0.1957	0.2206	0.1341	0.1020	0.1618	0.1379	0.1522	0.6102	0.2552	0.1463	0.1115	
Lab Report #	SB89876	SB92245	SB93623	SB95601	SB96623	SB98612	SB99940	SC01717	SC03108	SC03776	SC04622	SC06229	SC07979	SC09384	SC10366	SC11898	L1524627	L1527054	L1531084	L1532962	

Table 2
TFE System - Influent/Effluent Air Monitoring
136 Fuller Road, Albany, New York - BCP Site # C401055
LaBella Project #2222575

DATE	2/8/16	3/17/16	4/15/16	5/25/16	6/21/16	7/22/16	8/19/16	11/7/16	12/15/16	1/13/17	3/7/17	3/29/17	4/28/17	5/23/17	6/21/17	7/10/17	8/24/17	9/26/17	10/27/17	11/28/17	12/20/17
Month	43rd	44th	45th	46th	47th	48th	49th	50th	51st	52nd	53rd	54th	55th	56th	57th	58th	59th	60th	61st	62nd	63rd
Air Discharge Flow (CFM)	340	360	305	320	320	310	320	300	320	320	330	330	310	350	330	340	320	345	335	350	330
Air Stack Discharge Concentration																					
Field Screening PID (ppm)	10	10	5	5	5	5	5	1.5	5	5.0	2.0	4.0	2.0	2.0	3.0	2.0	2.0	2.0	3.0	4.0	2.0
Total VOCs (ug/m3)	1,805.14	3,168.11	6,384	14,473	10,253	6,961	8,802	8,524	3,075	18,963	11,490	17,547	5,244	14,073	13,607	11,391	10,781	10,823	14,439	4,560	3,143
Convert Total VOCs to g/m3	0.00181	0.00317	0.00638	0.01447	0.01025	0.00696	0.00880	0.00852	0.00308	0.01896	0.01149	0.01755	0.00524	0.01407	0.01361	0.01139	0.01078	0.01082	0.01444	0.00456	0.00314
Convert Total VOCs to g/CF	0.00005	0.00009	0.00018	0.00041	0.00029	0.00020	0.00025	0.00024	0.00009	0.00054	0.00033	0.00050	0.00015	0.00040	0.00039	0.00032	0.00031	0.00031	0.00041	0.00013	0.00009
Convert Total VOCs to g/hour	1.04	1.94	3.31	7.87	5.57	3.67	4.79	4.34	1.67	10.31	6.44	9.84	2.76	8.37	7.63	6.58	5.86	6.34	8.22	2.71	1.76
Convert Total VOCs to pounds/hour	0.0023	0.0043	0.0073	0.0173	0.0123	0.0081	0.0106	0.0096	0.0037	0.0227	0.0142	0.0217	0.0061	0.0184	0.0168	0.0145	0.0129	0.0140	0.0181	0.0060	0.0039
Air Effluent Action Level (pounds/hr)	0.5	0.5	0.5	0.5	0.5	0.5	0.5	0.5	0.5	0.5	0.5	0.5	0.5	0.5	0.5	0.5	0.5	0.5	0.5	0.5	0.5
Is effluent less than Action Level?	YES	YES	YES	YES	YES	YES	YES	YES	YES	YES	YES	YES	YES	YES	YES	YES	YES	YES	YES	YES	YES
Convert Total VOCs to pounds/day	0.0552	0.1025	0.1750	0.4163	0.2949	0.1940	0.2532	0.2299	0.0885	0.5455	0.3409	0.5205	0.1461	0.4428	0.4037	0.3482	0.3101	0.3357	0.4348	0.1435	0.0932
Lab Report #	L1532963	L1532964	L1611269	L1615893	L1619014	L1623002	L1626134	L1635986	L1641034	L1701348	L1707049	L1709449	L1713884	L1716739	L1721098	L1723322	L1729934	L1734408	L1739207	L1743448	L1747074

DATE	1/25/18	2/26/18	3/15/18	4/25/18	6/29/18	8/13/18	9/20/18	10/26/18	11/29/18	12/18/18	1/16/19	5/28/19	6/21/19	8/28/19	9/27/19	10/30/19	11/29/19	12/21/19	1/24/20	2/26/20	3/25/20
Month	64th	65th	66th	67th	68th	69th	70th	71st	72nd	73rd	74th	75th	76th	77th	78th	79th	80th	81st	82nd	83rd	84th
Air Discharge Flow (CFM)	340	320	315	290	305	320	315	310	325	320	320	342	198	312	342	324	330	328	270	261	265
Air Stack Discharge Concentration																					
Field Screening PID (ppm)	2.0	2.0	3.0	2.0	1.5	2.0	2.0	3.0	2.0	4.0	2.5	0.5	0.5	2.0	2.5	4	2.5	3	6.4	5.3	5.5
Total VOCs (ug/m3)	5,482	13,260	3,143	5,550	10,200	76,404	5,979	12,618	14,225	7,899	8,621	575	894	28665	29275.7	18728.1	12257.4	19728.3	16,600	7,636	9,217
Convert Total VOCs to g/m3	0.00548	0.01326	0.00314	0.00555	0.01020	0.07640	0.00598	0.01262	0.01422	0.00790	0.00862	0.00058	0.00089	0.02867	0.02928	0.01873	0.01226	0.01973	0.01660	0.00764	0.00922
Convert Total VOCs to g/CF	0.00016	0.00038	0.00009	0.00016	0.00029	0.00216	0.00017	0.00036	0.00040	0.00022	0.00024	0.00002	0.00003	0.00081	0.00083	0.00053	0.00035	0.00056	0.00047	0.00022	0.00026
Convert Total VOCs to g/hour	3.17	7.21	1.68	2.73	5.29	41.54	3.20	6.65	7.85	4.29	4.69	0.33	0.30	15.20	17.01	10.31	6.87	10.99	7.61	3.39	4.15
Convert Total VOCs to pounds/hour	0.0070	0.0159	0.0037	0.0060	0.0117	0.0916	0.0071	0.0147	0.0173	0.0095	0.0103	0.0007	0.0007	0.0335	0.0375	0.0227	0.0152	0.0242	0.0168	0.0075	0.0091
Air Effluent Action Level (pounds/hr)	0.5	0.5	0.5	0.5	0.5	0.5	0.5	0.5	0.5	0.5	0.5	0.5	0.5	0.5	0.5	0.5	0.5	0.5	0.5	0.5	0.5
Is effluent less than Action Level?	YES	YES	YES	YES	YES	YES	YES	YES	YES	YES	YES	YES	YES	YES	YES	YES	YES	YES	YES	YES	YES
Convert Total VOCs to pounds/day	0.1676	0.3815	0.0890	0.1447	0.2797	2.1979	0.1693	0.3516	0.4156	0.2272	0.2480	0.0177	0.0159	0.8040	0.9001	0.5455	0.3636	0.5817	0.4029	0.1792	0.2196
Lab Report #	L1802728	L1806663	L1808876	L1814576	L1825074	L1831640	L1837773	L1843929	L1848910	L1852747	L1902045	L1922378	L1927295	L1939152	L1945128	L1951307	L1957600	L1961557	L2003509	L2008421	L2013278

Table 2
TFE System - Influent/Effluent Air Monitoring
136 Fuller Road, Albany, New York - BCP Site # C401055
LaBella Project #2222575

DATE	4/24/20	5/27/20	6/22/20	7/29/2020	8/26/2020	9/18/2020	11/3/2020	11/30/2020	12/15/2020	1/9/2021	2/9/2021	3/26/2021	5/5/2021	5/26/2021	6/25/2021	7/28/2021	8/28/2021	9/29/2021	10/29/21	12/16/21	1/12/22	
Month	85th	86th	87th	88th	89th	90th	91st	92nd	93rd	94th	95th	96th	97th	98th	99th	100th	101st	102nd	103rd	104th	105th	
Air Discharge Flow (CFM)	148	144	144	154	158	148	80	140	145	NA	130	126	126	128	126	153	150	154	126	132	147	
Air Stack Discharge Concentration																						
Field Screening PID (ppm)	6.5	6.0	1.2	0.95	1.2	1.5	4.1	3.2	2.5	System Off. No Sample Collected.	1.2	0.5	1.5	2.0	1.2	1.6	1.8	0.850	1.5	1.5	0.9	
Total VOCs (ug/m3)	14,427	9,963	6,148	1,240	1,698	1,548	33,392	9,950	5,465		229	2813.95	4771.67	4415.46	4466.28	4976.6	5448.5	4498.84	4,242	7,060	2,278	
Convert Total VOCs to g/m3	0.01443	0.00996	0.00615	0.00124	0.00170	0.00155	0.03339	0.00995	0.00547		0.00023	0.00281	0.00477	0.00442	0.00447	0.00498	0.00545	0.00450	0.00424	0.00706	0.00228	
Convert Total VOCs to g/CF	0.00041	0.00028	0.00017	0.00004	0.00005	0.00004	0.00095	0.00028	0.00015		0.00001	0.00008	0.00014	0.00013	0.00013	0.00014	0.00015	0.00013	0.00012	0.00020	0.00006	
Convert Total VOCs to g/hour	3.63	2.44	1.50	0.32	0.46	0.39	4.54	2.37	1.35		0.05	0.60	1.02	0.96	0.96	1.29	1.39	1.18	0.91	1.58	0.57	
Convert Total VOCs to pounds/hour	0.0080	0.0054	0.0033	0.0007	0.0010	0.0009	0.0100	0.0052	0.0030		0.0001	0.0013	0.0023	0.0021	0.0021	0.0029	0.0031	0.0026	0.0020	0.0035	0.0013	
Air Effluent Action Level (pounds/hr)	0.5	0.5	0.5	0.5	0.5	0.5	0.5	0.5	0.5		0.5	0.5	0.5	0.5	0.5	0.5	0.5	0.5	0.5	0.5	0.5	
Is effluent less than Action Level?	YES	YES	YES	YES	YES	YES	YES	YES	YES		YES	YES	YES	YES	YES	YES	YES	YES	YES	YES	YES	YES
Convert Total VOCs to pounds/day	0.1919	0.1290	0.0796	0.0172	0.0241	0.0206	0.2401	0.1252	0.0712		0.0027	0.0319	0.0540	0.0508	0.0506	0.0684	1.2100	0.0623	0.0480	0.0838	0.0301	
Lab Report #	L2017129	L2021892	L2026216	L2031205	L2034954	L2039287	L2048161	L2053071	L2053072		L2106096	L2115386	L2123252	L2128015	L2134581	L2140512	L2140513	L2152787	L2159524	L2165607	L2201808	

DATE	1/27/22	3/2/22	4/1/22	4/30/22	5/27/22	6/30/22	8/4/22	9/13/22	9/27/22	10/28/22	11/29/22	12/21/22	1/19/23	2/22/23	3/30/23	4/27/23	5/25/23	6/20/23	7/20/23	8/15/23	9/18/23
Month	106th	107th	108th	109th	110th	111th	112th	113th	114th	115th	116th	117th	118th	119th	120th	121st	122nd	123rd	124th	125th	126th
Air Discharge Flow (CFM)	140	150	158	160	158	175	162	162	162	140	165	150	135	155	175	159	168	171	145	149	159
Air Stack Discharge Concentration																					
Field Screening PID (ppm)	0.52	4.20	6.50	5.2	5	4	7.3	8	8	1.6	7.2	6.7	8.3	10.1	9.7	10.9	14.1	12.6	7.4	6.5	9.1
Total VOCs (ug/m3)	1,697	3,260	5,518	4,869	4,546	1,218	10,414	7,357	10,169	7,021	10,286	10,075	5,349	8,984	6,382	3,470	3,321	2,213	5,815	2,073	6,320
Convert Total VOCs to g/m3	0.00170	0.00326	0.00552	0.00487	0.00455	0.00122	0.01041	0.00736	0.01017	0.00702	0.01029	0.01008	0.00535	0.00898	0.00638	0.00347	0.00332	0.00221	0.00582	0.00207	0.00632
Convert Total VOCs to g/CF	0.00005	0.00009	0.00016	0.00014	0.00013	0.00003	0.00029	0.00021	0.00029	0.00020	0.00029	0.00029	0.00015	0.00025	0.00018	0.00010	0.00009	0.00006	0.00016	0.00006	0.00018
Convert Total VOCs to g/hour	0.40	0.83	1.48	1.32	1.22	0.36	2.87	2.02	2.80	1.67	2.88	2.57	1.23	2.37	1.90	0.94	0.95	0.64	1.43	0.52	1.71
Convert Total VOCs to pounds/hour	0.0009	0.0018	0.0033	0.0029	0.0027	0.0008	0.0063	0.0045	0.0062	0.0037	0.0064	0.0057	0.0027	0.0052	0.0042	0.0021	0.0021	0.0014	0.0032	0.0012	0.0038
Air Effluent Action Level (pounds/hr)	0.5	0.5	0.5	0.5	0.5	0.5	0.5	0.5	0.5	0.5	0.5	0.5	0.5	0.5	0.5	0.5	0.5	0.5	0.5	0.5	0.5
Is effluent less than Action Level?	YES	YES	YES	YES	YES	YES	YES	YES	YES	YES	YES	YES	YES	YES	YES	YES	YES	YES	YES	YES	YES
Convert Total VOCs to pounds/day	0.0214	0.0440	0.0784	0.0700	0.0646	0.0192	0.1517	0.1071	0.1481	0.0884	0.1526	0.1359	0.0649	0.1252	0.1004	0.0496	0.0502	0.0340	0.0758	0.0278	0.0903
Lab Report #	L2204520	L2210958	L2217120	L2223054	L2228289	L2235196	L2242472	L2249593	L2249594	L2260711	L2266777	L2271970	L2303297	L2309535	L2271973	L2323189	L2329272	L2335250	L2341817	L2346997	L2354896

DATE	10/27/23	12/1/23	12/20/23	1/16/24	2/17/24	3/19/24	4/29/24	5/30/24	6/26/24	7/30/24	8/21/24	9/27/24
Month	127th	128th	129th	130th	131st	132nd	133rd	134th	135th	136th	137th	138th
Air Discharge Flow (CFM)	152	151	178	NA	NA	167	158	161	163	134	168	161
Air Stack Discharge Concentration												
Field Screening PID (ppm)	7.1	3.4	4.0			1.3	0.1	2.7	11.7	1.0	39.1	39.8
Total VOCs (ug/m3)	6,094	6,946	7,743			3,344	9,485	4,657	5,651	5,402	9,971	9,072
Convert Total VOCs to g/m3	0.00609	0.00695	0.00774			0.00334	0.00949	0.00466	0.00565	0.00540	0.00997	0.00907
Convert Total VOCs to g/CF	0.00017	0.00020	0.00022			0.00009	0.00027	0.00013	0.00016	0.00015	0.00028	0.00026
Convert Total VOCs to g/hour	1.57	1.78	2.34			0.95	2.55	1.27	1.56	1.23	2.85	2.48
Convert Total VOCs to pounds/hour	0.0035	0.0039	0.0052			0.0021	0.0056	0.0028	0.0035	0.0027	0.0063	0.0055
Air Effluent Action Level (pounds/hr)	0.5	0.5	0.5			0.5	0.5	0.5	0.5	0.5	0.5	0.5
Is effluent less than Action Level?	YES	YES	YES			YES	YES	YES	YES	YES	YES	YES
Convert Total VOCs to pounds/day	0.0833	0.0944	0.1237			0.0502	0.1347	0.0674	0.0828	0.0651	0.1506	0.1313
Lab Report #	L2364043	L2371069	L2375341			L2414802	L2423367	L2430178	L2436232	L2442977	L2447915	L2456007

Notes:
CFM = cubic feet per minute
ppm = parts per billion
ug/m3 = micrograms per cubic meter
g/m3 = grams per cubic meter
g/CF = grams per cubic feet
g/hour = grams per hour



Table 3
TFE System - Total Mass Removal Calculations
136 Fuller Road, Albany New York - BCP Site # C401055
LaBella Project # 2222575

DATE	1/12/12	2/27/12	3/30/12	4/26/12	5/30/12	7/10/12	8/16/12	10/17/12	11/27/12	12/18/12	2/12/13	3/27/13
Month	1st	2nd	3rd	4th	5th	6th	7th	8th	9th	10th	11th	12th
Pounds Per Day												
Mass removed Liquid Phase	0.0042	0.00597	0.0025	0.0039	0.0059	0.0006	0.00022	0.00047	0.00102	0.00021	0.00006	0.00003
Mass removed Vapor Phase	1.0659	1.2047	0.3601	1.5412	1.5908	1.6700	1.5789	0.3640	0.0669	0.8364	0.0826	0.0777
TOTAL	1.070	1.2107	0.3626	1.5451	1.5967	1.6707	1.5791	0.3645	0.0679	0.8366	0.0826	0.0777

DATE	5/1/13	5/21/13	6/18/13	7/29/13	8/20/13	9/24/13	10/29/13	1/7/14	4/29/14	5/21/14	6/30/14	7/24/14
Month	13th	14th	15th	16th	17th	18th	19th	20th	21st	22nd	23rd	24th
Pounds Per Day												
Mass removed Liquid Phase	0.00010	0.00005	0.00018	0.00027	0.00012	0.00027	0.00023	0.00233	0.00061	0.00062	0.00099	0.00011
Mass removed Vapor Phase	0.0799	0.0692	0.0394	0.0520	0.0340	0.0590	0.0116	0.8336	0.1755	0.2297	0.3260	0.2150
TOTAL	0.0800	0.0693	0.0396	0.0523	0.0341	0.0593	0.0118	0.8360	0.1761	0.2303	0.3270	0.2151

DATE	8/28/14	9/17/14	10/22/14	11/18/14	12/18/14	2/5/15	2/25/15	3/19/15	4/16/15	5/27/15	6/26/15	7/20/15
Month	25th	26th	27th	28th	29th	30th	31st	32nd	33rd	34th	35th	36th
Pounds Per Day												
Mass removed Liquid Phase	0.00050	0.00012	0.00045	0.00057	0.00095	0.00062	0.00041	0.00076	0.00057	0.00084	0.00036	0.00029
Mass removed Vapor Phase	0.3635	0.2348	0.5499	0.3724	0.0345	0.1564	0.1957	0.2206	0.1341	0.1020	0.1618	0.1379
TOTAL	0.3640	0.2349	0.5503	0.3730	0.0354	0.1570	0.1961	0.2214	0.1347	0.1028	0.1622	0.1382

DATE	8/24/15	9/30/15	10/22/15	11/24/15	12/14/15	1/29/16	2/8/16	3/17/16	4/15/16	5/25/16	6/21/16	7/22/16
Month	37th	38th	39th	40th	41st	42nd	43rd	44th	45th	46th	47th	48th
Pounds Per Day												
Mass removed Liquid Phase	0.00026	0.00027	0.00014	0.00019	0.00005	No data	0.00012	0.00009	0.00011	0.00010	0.00001	0.00002
Mass removed Vapor Phase	0.1522	0.6102	0.2552	0.1463	0.1115	No data	0.0552	0.1025	0.1750	0.4163	0.2949	0.1940
TOTAL	0.1525	0.6104	0.2554	0.1465	0.1116	No data	0.0553	0.1026	0.1752	0.4164	0.2950	0.1940

Table 3
TFE System - Total Mass Removal Calculations
136 Fuller Road, Albany New York - BCP Site # C401055
LaBella Project # 2222575

DATE	8/19/16	11/7/16	12/15/16	1/13/17	3/7/17	3/29/17	4/28/17	5/23/17	6/21/17	7/10/17	8/24/17	9/26/17
Month	49th	50th	51st	52nd	53rd	54th	55th	56th	57th	58th	59th	60th
Pounds Per Day												
Mass removed Liquid Phase	0.00004	0.00123	0.00026	0.00125	0.00149	0.00159	0.00002	0.00017	0.00202	0.00168	0.00064	0.00072
Mass removed Vapor Phase	0.2532	0.2299	0.0885	0.5455	0.3409	0.5205	0.1461	0.4428	0.4037	0.3482	0.3101	0.3357
TOTAL	0.2533	0.2311	0.0887	0.5468	0.3424	0.5221	0.1462	0.4430	0.4057	0.3499	0.3108	0.3364

DATE	10/27/17	11/28/17	12/20/17	1/25/18	2/26/18	3/15/18	4/25/18	6/29/18	8/13/18	9/20/18	10/26/18	11/29/18
Month	61st	62nd	63rd	64th	65th	66th	67th	68th	69th	70th	71st	72nd
Pounds Per Day												
Mass removed Liquid Phase	0.00065	0.00011	0.00005	0.00079	0.00088	0.00073	0.00055	0.00178	0.00140	0.00034	0.00530	0.00020
Mass removed Vapor Phase	0.4348	0.1435	0.0932	0.1676	0.3815	0.0890	0.1447	0.2797	2.1979	0.1693	0.3516	0.4156
TOTAL	0.4355	0.1436	0.0933	0.1683	0.3823	0.0897	0.1452	0.2814	2.1993	0.1696	0.3569	0.4158

DATE	12/18/18	1/16/19	5/28/19	6/21/19	8/28/19	9/27/19	10/30/19	11/29/19	12/21/19	1/24/20	2/26/20	3/25/20
Month	73rd	74th	75th	76th	77th	78th	79th	80th	81st	82nd	83rd	84th
Pounds Per Day												
Mass removed Liquid Phase	0.00033	0.00009	0.00002	0.00015	0.00066	0.00831	0.00429	0.00300	0.00226	0.00190	0.00183	0.00179
Mass removed Vapor Phase	0.2272	0.2480	0.0177	0.0159	0.8040	0.9001	0.5455	0.3636	0.5817	0.4029	0.1792	0.2196
TOTAL	0.2276	0.2481	0.0177	0.0161	0.8047	0.9084	0.5498	0.3666	0.5840	0.4048	0.1810	0.2214

DATE	4/24/20	5/27/20	6/22/20	7/29/20	8/20/20	9/18/20	11/3/20	11/30/20	12/15/20	1/9/21	2/9/21	3/26/21
Month	85th	86th	87th	88th	89th	90th	91st	92nd	93rd	94th	95th	96th
Pounds Per Day												
Mass removed Liquid Phase	0.00177	0.00049	0.00026	0.00023	0.00106	0.00128	0.00052	0.00116	0.00155	System Off. No Sample Collected.	0.0000001	0.0001432
Mass removed Vapor Phase	0.1919	0.1290	0.0796	0.0172	0.0241	0.0206	0.2401	0.1252	0.0712		0.0027	0.0319
TOTAL	0.1937	0.1295	0.0798	0.0174	0.0252	0.0219	0.2407	0.1264	0.0728		0.0027	0.0320

Table 3
TFE System - Total Mass Removal Calculations
136 Fuller Road, Albany New York - BCP Site # C401055
LaBella Project # 2222575

DATE	5/5/21	5/26/21	6/25/21	7/28/21	8/28/21	9/29/21	10/29/21	12/16/21	1/12/22	1/13/22	3/2/22	4/1/22
Month	97th	98th	99th	100th	101st	102nd	103rd	104th	105th	106th	107th	108th
Pounds Per Day												
Mass removed Liquid Phase	0.00069	0.00033	0.00017	0.00033	0.00035	0.00071	0.00026	0.00284	0.00014	0.00023	0.00039	0.00310
Mass removed Vapor Phase	0.0540	0.0508	0.0506	0.0684	1.2100	0.0623	0.0480	0.0838	0.0301	0.0214	0.0440	0.0784
TOTAL	0.0547	0.0511	0.0508	0.0688	1.2104	0.0630	0.0483	0.0866	0.0302	0.0216	0.0444	0.0815

DATE	4/30/22	5/27/22	6/30/22	8/4/22	9/13/22	9/27/22	10/28/22	11/29/22	12/21/22	1/19/23	2/22/23	3/30/23
Month	109th	110th	111th	112th	113th	114th	115th	116th	117th	118th	119th	120th
Pounds Per Day												
Mass removed Liquid Phase	0.00340	0.00033	0.00125	0.00021	0.00191	0.00239	0.00115	0.00150	0.00325	0.00036	0.00028	0.00032
Mass removed Vapor Phase	0.0700	0.0646	0.0192	0.1517	0.1071	0.1481	0.0884	0.1526	0.1359	0.0649	0.1252	0.1004
TOTAL	0.0734	0.0649	0.0204	0.1519	0.1090	0.1505	0.0895	0.1541	0.1391	0.0653	0.1255	0.1007

DATE	4/27/23	5/25/23	6/20/23	7/20/23	8/15/23	9/18/23	10/27/23	12/1/23	12/20/23	1/16/24	2/17/24	3/19/24
Month	121st	122nd	123rd	124th	125th	126th	127th	128th	129th	130th	131st	132nd
Pounds Per Day												
Mass removed Liquid Phase	0.00216	0.00013	0.00028	0.00076	0.00105	0.00073	0.0008680	0.00087	0.00078	System OFF. No Sample Collected.	System OFF. No Sample Collected.	0.0013507
Mass removed Vapor Phase	0.0496	0.0502	0.0340	0.0758	0.0278	0.0903	0.0833	0.0944	0.1237			0.0502005
TOTAL	0.0518	0.0503	0.0343	0.0766	0.0288	0.0911	0.0841	0.0952	0.1245			0.0516

DATE	4/29/24	5/30/24	6/26/24	7/30/24	8/21/24	9/27/24
Month	133rd	134th	135th	136th	137th	138th
Pounds Per Day						
Mass removed Liquid Phase	0.00056	0.00008	0.00054	0.00055	0.00056	0.00013
Mass removed Vapor Phase	0.1347	0.0674	0.0828	0.0651	0.1506	0.1313
TOTAL	0.1353	0.0675	0.0833	0.0656	0.1511	0.1314

Chart 1
TFE System - Total VOCs in Air Stack Exhaust
December 2011 through September 2024
136 Fuller Road, Albany, New York - BCP Site # C401055
LaBella Project # 2222575

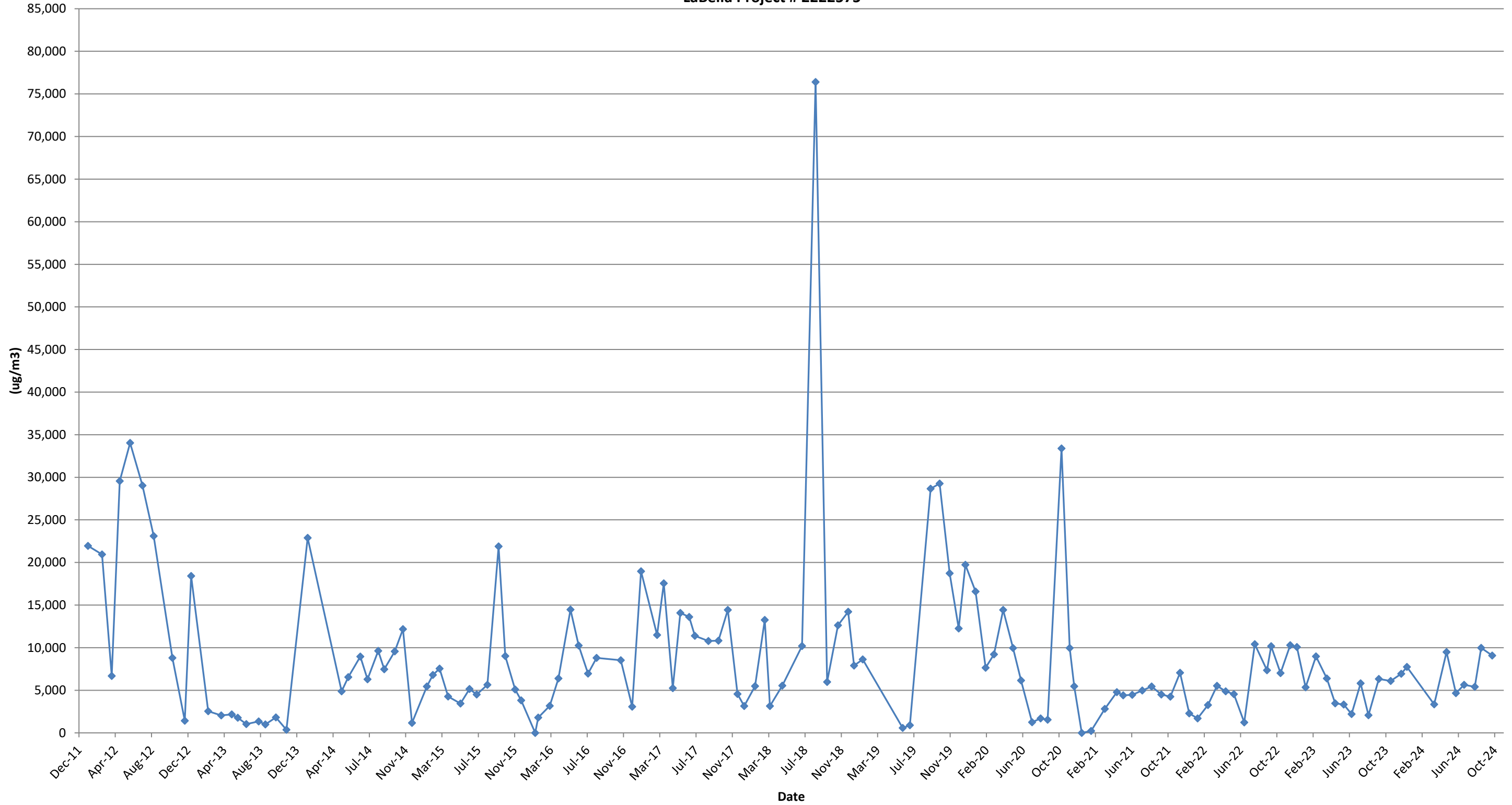
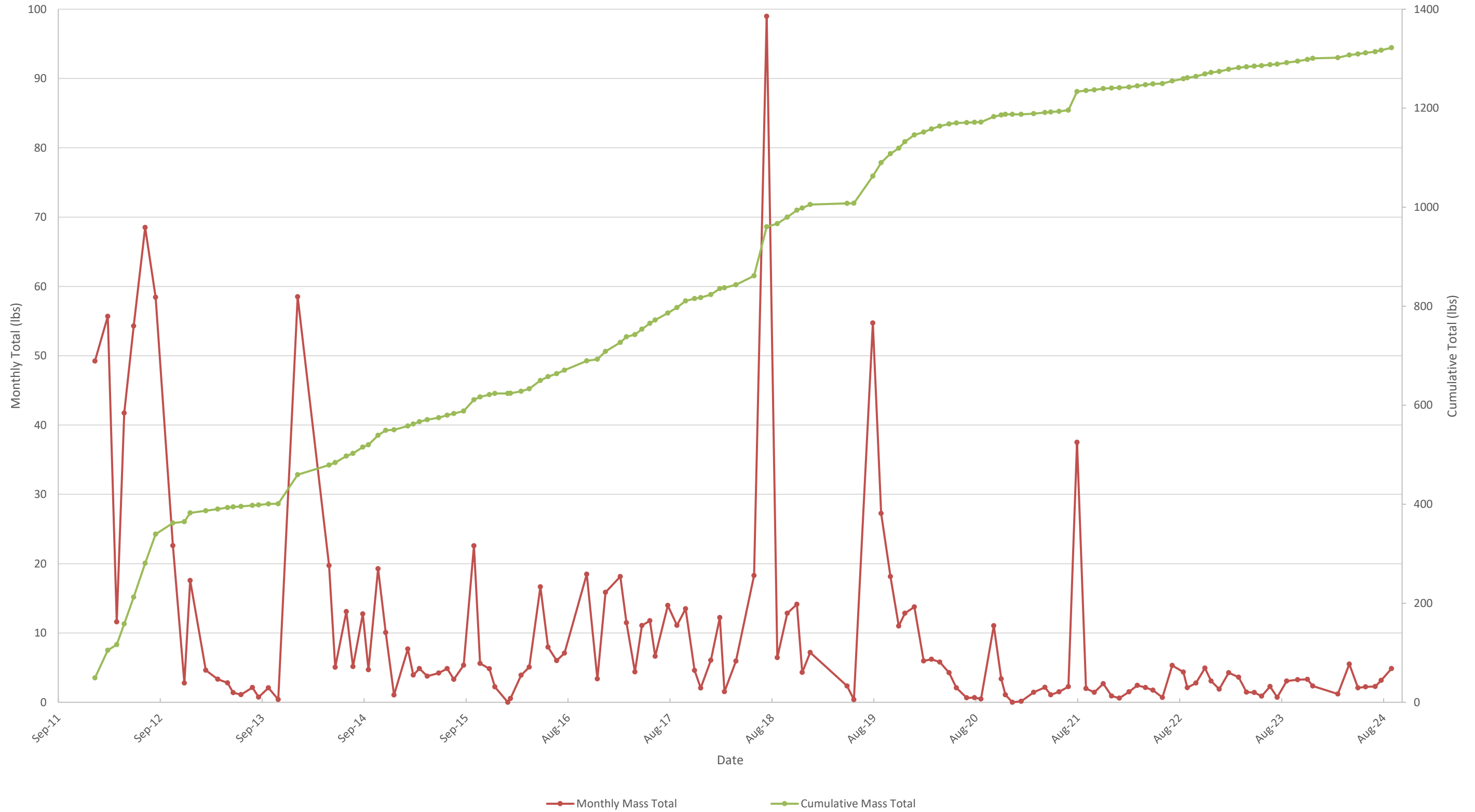


Chart 2
TFE System - VOC Mass Removal
December 2011 through September 2024
136 Fuller Road, Albany, New York - BCP Site # C401055
LaBella Project # 2222575





Well ID: NW-30
 Date: 9/5/24
 Weather: Indefinite
 Sampled By: Bradley Kelle

Client: Quarter IX 23
 Project Name: 136 Fuller Rd
 Project Location: 136 Fuller Rd
 Project No.: 2222575

Well Diameter: 1"
 Well Depth: 1940
 Measuring Pt.: TOC
 Measuring Pt. Elev.: _____

Static Depth to Water (Ft): 14.42
 Static Depth to Product (Ft): 24/100
 Water Column (Ft): 4.98
 Well Volume (Gal): 0.20 x 3 0.61

Tubing Type: HDPE Dedicated
 Tubing Dia (in.): 1/2"
 Depth of Pump/Tubing: 18.40
 Equipment Decontamination: Alconox wash followed by triple rinse between wells

EQUIPMENT INFORMATION

Water Level/Interface probe #: Interface #
 Peristaltic Pump #: Peristaltic #
 VSI / Horiba #: YSI #
 Other Equipment used: _____

Well Dia. (in) 1.5

Well Dia. (in)	Gal/Ft Depth
1.5	0.0408
2	0.0918
3	0.1631
4	0.3670
5	0.6525
	1.0195

Well Volume Gallons = Water Column (ft) X Gal/Ft. depth

FIELD PARAMETER MEASUREMENTS

Purge Start Time: 1320
 Groundwater Color: clear

Purge End Time: 1358
 Groundwater Odor: NH/NO

Well Headspace (ppm): -
 Sheen, Product or NAPL Present: NH/NO

Time	Pumping Rate (mL/min)	Gals. Purged	pH	Turbidity (NTU)	Temp. (°C)	D.O. (mg/L)	ORP (mV)	S.C. (mS/cm)	Depth to Water (Ft)
1325	0.05	Trace	7.35	156.78	18.6	1.08	490	777	16.06
1328	0.05	0.25	7.28	10.60	18.3	0.412	-23.7	875	16.15
1338	0.05	0.75	7.21	5.03	18.3	0.33	-94.2	1459	16.23
1343	0.05	1.0	7.20	4.87	18.3	0.25	-99.3	1538	16.23
1348	0.05	1.25	7.21	5.19	18.5	0.22	-104.8	1570	16.19
1353	0.05	1.50	7.21	4.79	18.4	0.23	-107.5	1576	16.19
14 ⁰⁰ 1358	0.05	1.75	7.21	4.64	18.5	0.23	-107.9	1579	16.20

Total Gallons Purged: 1.75

Final Depth to Water (Ft): 16.20

Sample time: 1358



Well ID: MV-3A Client: 136 Fuller Rd Quarterly Q3
 Date: 9/5/24 Weather: Fair Project Location: 136 Fuller Rd
 Sampled By: Brandon K. L. Project No.: 2202 575

WELL SAMPLING INFORMATION

Well Diameter: 1" Static Depth to Water (Ft): 12.72 Tubing Type: dedicated HDPE
 Well Depth: 24.78 Static Depth to Product (Ft): NA/NO Tubing Dia (in.): 1/2"
 Measuring Pt.: 70c Water Column (Ft): 12.06 Depth of Pump/Tubing: 23.78
 Measuring Pt. Elev.: _____ Well Volume (Gal): 0.49 x 3 = 1.48 Equipment Decontamination: Alconox wash followed by triple rinse between wells

EQUIPMENT INFORMATION

Water Level/Interface probe #: In-to-face #
 Peristaltic Pump #: Peristaltic #
 YSI / Horba #: YSI #
 Other Equipment used: _____

WELL CASING VOLUME CALCULATION

Well Dia. (in)	Gal/Ft Depth	Well Dia. (in)	Gal/Ft Depth	Stabilization is achieved when the following changes are noted over three consecutive 3-5 minute readings:
1	0.0408	6	1.4681	± 0.1 change in pH
1.5	0.0918	8	2.6100	± 3% change in conductivity
2	0.1631	10	4.0782	± 10 millivolt change in ORP
3	0.3670	12	5.8726	± 10% change in DO
4	0.6525	16	10.440	± 10% change in Turbidity
5	1.0195	24	23.500	

Well Volume Gallons = Water Column (ft) X Gal/Ft. depth

FIELD PARAMETER MEASUREMENTS

Purge Start Time: 1227 Purge End Time: 1305 Well Headspace (ppm): -
 Groundwater Color: clear Groundwater Odor: NA/NO Sheen, Product or NAPL Present: NA/NO

Time	Pumping Rate (mL/min)	Gals. Purged	pH	Turbidity (NTU)	Temp. (°C)	D.O. (mg/L)	ORP (mV)	S.C. (mS/cm)	Depth to Water (Ft)
1230	0.05	Trace	7.10	35.76	20.4	0.71	-38.7	1252	12.77
1240	0.05	0.5	7.05	8.10	20.2	0.19	-38.2	1205	12.77
1245	0.05	0.75	7.04	6.77	20.1	0.15	-34.5	1208	12.77
1250	0.05	1.0	7.04	6.76	20.1	0.13	-28.2	1213	12.77
1255	0.05	1.25	7.04	7.82	20.1	0.11	-19.6	1214	12.77
1300	0.05	1.5	7.04	7.75	20.0	0.10	-17.6	1218	12.78
1305	0.05	1.75	7.04	8.14	20.1	0.10	-16.9	1213	12.78

Total Gallons Purged: 1.75 Final Depth to Water (Ft): 12.78 Sample time: 1305
 Page 1 of 1



Well ID: MW-33
 Date: 9/5/24
 Weather: Indoors
 Sampled By: Brendan Redick
 Client: 136 Fuller Rd quarterly 03
 Project Location: 136 Fuller Rd
 Project No.: 2202575

Well Diameter: 1"
 Well Depth: 8.378
 Measuring Pt.: TC
 Measuring Pt Elev.: _____
 Static Depth to Water (Ft): 12.93
 Static Depth to Product (Ft): 10.85
 Water Column (Ft): 10.85
 Well Volume (Gal): 0.44 x 3 = 1.33
 Tubing Type: HDBE De-aerated
 Tubing Dia (in.): 1/4"
 Depth of Pump/Tubing: 22.78
 Equipment Decontamination: Alconox wash followed by triple rinse between wells

EQUIPMENT INFORMATION

Water Level/Interface probe #: Interface #
 Peristaltic Pump #: Peristaltic #
 YSI / Horiba #: YSI #
 Other Equipment used: _____

WELL CASING VOLUME CALCULATION

Well Dia. (in)	Gal/Ft Depth	Well Dia. (in)	Gal/Ft Depth
1.5	0.0408	6	1.4681
2	0.0918	8	2.6100
3	0.1631	10	4.0782
4	0.3670	12	5.8726
5	0.6525	16	10.440
	1.0195	24	23.500

Well Volume Gallons = Water Column (ft) X Gal/Ft depth

FIELD PARAMETER MEASUREMENTS

Purge Start Time: 1141
 Purge End Time: 1214
 Groundwater Color: Clear to light brown
 Groundwater Odor: NA
 Sheen, Product or NAPL Present: NA
 Well Headspace (ppm): -

Time	Pumping Rate (mL/min)	Gals. Purged	pH	Turbidity (NTU)	Temp. (°C)	D.O. (mg/L)	ORP (mV)	S.C. (ms/cm)	Depth to Water (Ft)
1144	0.05	Trace	7.10	270.82	22.4	0.60	-138.3	1399	12.97
1149	0.05	0.25	7.08	55.13	22.7	0.21	-148.6	1468	12.96
1154	0.05	0.50	7.08	44.54	22.6	0.20	-148.3	1491	12.96
1159	0.05	0.75	7.07	36.84	22.5	0.17	-146.8	1506	12.96
1204	0.05	1.0	7.07	24.22	22.4	0.15	-145.7	1525	12.96
1209	0.05	1.25	7.07	22.48	22.5	0.14	-145.6	1528	12.96
1214	0.05	1.5	7.08	24.13	22.5	0.13	-145.9	1530	12.96

Total Gallons Purged: 1.5
 Final Depth to Water (Ft): 12.96
 Sample time: 1214



Well ID: **NW-10**
 Date: **09/15/24**
 Weather: **Indoor**
 Sampled By: **Eranda Veldik**
 Client: **136 Fuller Rd Quarry Q3**
 Project Name: **136 Fuller Rd**
 Project Location: **136 Fuller Rd**
 Project No.: **2222575**

Well Diameter: **11"**
 Well Depth: **14.95'**
 Measuring Pt.: **TOC**
 Measuring Pt. Elev.:

Static Depth to Water (Ft): **12.25**
 Static Depth to Product (Ft): **N/A**
 Water Column (Ft): **2.18**
 Well Volume (Gal): **0.089 x 3 = 0.27**

Tubing Type: **HDPE**
 Tubing Dia (in.): **1.74"**
 Depth of Pump/Tubing: **13.43'**
 Equipment Decontamination: **Alconox wash followed by triple rinse between wells**

EQUIPMENT INFORMATION

Water Level/Interface probe #: **InterFace #**
 Peristaltic Pump #: **Peristaltic #**
 YSI / Horba #: **YSI #**
 Other Equipment used:

FIELD PARAMETER MEASUREMENTS

Well Dia. (in)	Gal/Ft Depth	Well Dia. (in)	Gal/Ft Depth
11	0.0408	6	1.4681
1.5	0.0918	8	2.6100
2	0.1631	10	4.0782
3	0.3670	12	5.8726
4	0.6525	16	10.440
5	1.0195	24	23.500

Well Volume Gallons = Water Column (ft) X Gal/Ft depth

Stabilization is achieved when the following changes are noted over three consecutive 3.5 minute readings:
 ± 0.1 change in pH
 ± 3% change in conductivity
 ± 10 millivolt change in ORP
 ± 10% change in DO
 ± 10% change in Turbidity

TEL 8260 vocs Low level

Purge Start Time: **0904** Purge End Time: **0935** Well Headspace (ppm): **—**
 Groundwater Color: **Clear** Groundwater Odor: **NA** Sheen, Product or NAPL Present: **NA**

Time	Pumping Rate (mL/min)	Gals. Purged	pH	Turbidity (NTU)	Temp. (°C)	D.O. (mg/L)	ORP (mV)	S.C. (mS/cm)	Depth to Water (Ft)
0906	0.05	Trace	7.11	14.08	19.6	1.88	21.5	1631	12.39
0911	0.05	0.25	7.01	7.18	20.1	0.80	2.9	1671	12.40
0916	0.05	0.5	6.99	5.62	20.0	0.65	-2.7	1673	12.40
0921	0.05	0.75	6.99	4.49	19.7	0.60	-6.3	1673	12.40
0926	0.05	1.0	6.99	4.14	19.7	0.56	-8.4	1664	12.40
0931	0.05	1.25	6.99	3.94	19.9	0.54	-9.5	1664	12.40
0936	0.05	1.50	7.00	4.08	19.9	0.54	-10.2	1664	12.40

Total Gallons Purged: **1.5** Final Depth to Water (Ft): **12.40** Sample time: **0936**



Well ID: MV-37
 Date: 9/5/24
 Weather: Indoors
 Sampled By: Brendon Ledez

Client: 136 Fuller Rd Quarter 3
 Project Name: 136 Fuller Rd
 Project Location: 0222575
 Project No.: 0222575

WELL SAMPLING INFORMATION

Well Diameter: 1"
 Well Depth: 22.90'
 Measuring Pt. Elev.: Top

Static Depth to Water (Ft): 12.50
 Static Depth to Product (Ft): NA
 Water Column (Ft): 10.40
 Well Volume (Gal): 0.42 x 3 = 1.27

Tubing Type: 1/4" dedicated HDPE
 Tubing Dia (in.): 1/4"
 Depth of Pump/Tubing: 21.90
 Equipment Decontamination: Alconox wash followed by triple rinse between wells

EQUIPMENT INFORMATION

Water Level/Interface probe #: Interface #
 Peristaltic Pump #: Peristaltic #
 YSI / Horiba #: YSI #

Other Equipment used: _____

Well Volume Gallons = Water Column (ft) X Gal/Ft. depth

FIELD PARAMETER MEASUREMENTS

Purge Start Time: 1047
 Purge End Time: 1120
 Groundwater Color: clear
 Groundwater Odor: NA
 Well Headspace (ppm): -
 Sheen, Product or NAPL Present: NA

Time	Pumping Rate (mL/min)	Gals. Purged	pH	Turbidity (NTU)	Temp. (°C)	D.O. (mg/L)	ORP (mV)	S.C. (ms/cm)	Depth to Water (Ft)
1050	0.05	Trace	7.26	250.90	21.0	2.22	77.3	1597	12.64
1055	0.05	0.25	7.26	142.03	21.3	20.185	70.8	1580	12.65
1100	0.05	0.50	7.25	29.20	21.4	1.78	67.3	1570	12.65
1105	0.05	0.75	7.23	20.72	21.3	1.65	64.9	1546	12.65
1110	0.05	1.0	7.23	18.28	21.3	1.62	64.6	1539	12.65
1115	0.05	1.25	7.23	19.13	21.3	1.59	64.8	1532	12.65
1120	0.05	1.50	7.23	18.18	21.3	1.61	64.8	1535	12.65

Total Gallons Purged: 1.5
 Final Depth to Water (Ft): 12.65
 Sample time: 1120



Well ID: MW-27 Date: 9/5/24 Client: 136 Fuller Rd Quarterly OS
 Weather: Sunny 80°F Project Location: 136 Fuller Rd
 Sampled By: Brandon Leick Project No.: 2222575

Well Diameter: 1"
 Well Depth: 951
 Measuring Pt.: 70c
 Measuring Pt. Elev.: _____

Static Depth to Water (Ft): 7.99
 Static Depth to Product (Ft): NA/NO
 Water Column (Ft): _____
 Well Volume (Gal): _____

Well Sampling Information
 Tubing Type: dedicated 4DR
 Tubing Dia (in.): 3/4"
 Depth of Pump/Tubing: 851
 Equipment Decontamination: Alconox wash followed by triple rinse between wells

Water Level/Interface
 probe #: Interface Probe #
 Peristaltic Pump #: Peristaltic P 4
 YSI / Horba #: YSI # 1
 Other Equipment used: _____

Well Volume Gallons = Water Column (ft) X Gal./Ft. depth

Well Dia. (in)	Gal./Ft. Depth
1.5	0.0408
2	0.0918
3	0.1631
4	0.3670
5	0.6525
6	1.0195

FIELD PARAMETER MEASUREMENTS

Purge Start Time: 6831 Purge End Time: 0835 Well Headspace (ppm): _____
 Groundwater Color: Clear to Light Brown Groundwater Odor: NA/NO Sheen, Product or NAPL Present: NA/NO

Time	Pumping Rate (mL/min)	Gals. Purged	pH	Turbidity (NTU)	Temp. (°C)	D.O. (mg/L)	ORP (mV)	S.C. (ms/cm)	Depth to Water (Ft)
0833	0.05	Trace	6.91	50.83	18.3	2.91	-91.0	416.5	9.08
0835	Dry								9.51
1445									

Total Gallons Purged: Trace Final Depth to Water (Ft): 9.51 Sample time: 1445

TFE Inspection Form
 136 Fuller Road, BCP No. C401055
 City of Albany, New York
 LaBella Project No. 2222575

Performed by: FZ and RH

Date/ Time: 7/30/2024 @ 08:00

TFE Trailer Components (Monthly)				
Output Status	Unit	Value	Notes/ Comments:	
TFE Vacuum	in. Hg	17.5		
Manifold Vacuum	in. Hg	17		
Air Stripper Pressure	in H2O	16.9		
Bag Filter Pressure	PSI	15		
Temperature (Trailer)	F	92.5		
Temperature (Pump)	F	197		
Discharge Flow	GPM	9.3		
Total Gallons Pumped:	gal	94355		
TFE Air Speed	CFM	134		
TFE Exhaust (PID)	ppm	1		
Samples Collected?	yes	no		
Sample ID:	TFE Influent (Water)	TFE Effluent (Water)	TFE Effluent (Air)	
	Influent_JUL24	Effluent_JUL24	Effluent_JUL24	
General		Yes	No	Notes/Comments:
TFE oil level ok?		X		
Is the system running normally?		X		
Is the electrical panel secure?		X		
Are stacks and vents cleared?		X		
Does effluent air have noticable odor?			X	
Visible damage to exterior conveyance piping?			X	
Visible damage to interior conveyance piping?			X	
Are SVE Pumps Operational? See control panel		X		
Additional Notes:				

Notes:
 ft. btoc - feet below top of casing
 in. Hg - inches of mercury
 in. H2O - inches of water
 PSI - pressure per square inch
 GPM - gallons per minute
 cfm - cubic feet per minute
 ppm - parts per million

TFE Inspection Form
 136 Fuller Road, BCP No. C401055
 City of Albany, New York
 LaBella Project No. 2222575

Performed by: BWF

Date/ Time:

8/21/2024 @ 15:00

TFE Trailer Components (Monthly)				
Output Status	Unit	Value	Notes/ Comments:	
TFE Vacuum	in. Hg	19.7	Replace intake filter	
Manifold Vacuum	in. Hg	17		
Air Stripper Pressure	in H2O	9.8		
Bag Filter Pressure	PSI	10.4	Replace bag filter.	
Temperature (Trailer)	F	91.3		
Temperature (Pump)	F	198.6		
Discharge Flow	GPM	9.1		
Total Gallons Pumped:	gal	109032		
TFE Air Speed	CFM	168		
TFE Exhaust (PID)	ppm	39.1		
Samples Collected?	<input checked="" type="checkbox"/> yes	<input type="checkbox"/> no		
Sample ID:	TFE Influent (Water)	TFE Effluent (Water)	TFE Effluent (Air)	
	Influent_AUG24	Effluent_AUG24	Effluent_AUG24	
General		Yes	No	Notes/Comments:
TFE oil level ok?			X	Added oil (<0.75 gal)
Is the system running normally?		X		
Is the electrical panel secure?		X		
Are stacks and vents cleared?		X		
Does effluent air have noticable odor?		X		
Visible damage to exterior conveyance piping?			X	
Visible damage to interior conveyance piping?			X	
Are SVE Pumps Operational? See control panel		X		
Additional Notes: Additional intake filter supply needed on-Site.				

Notes:

ft. btoc - feet below top of casing
 in. Hg - inches of mercury
 in. H2O - inches of water
 PSI - pressure per square inch
 GPM - gallons per minute
 cfm - cubic feet per minute
 ppm - parts per million

TFE Inspection Form
 136 Fuller Road, BCP No. C401055
 City of Albany, New York
 LaBella Project No. 2222575

Performed by: BWF

Date/ Time: 9/27/2024 @ 11:00

TFE Trailer Components (Monthly)				
Output Status	Unit	Value	Notes/ Comments:	
TFE Vacuum	in. Hg	19	Replace intake filter	
Manifold Vacuum	in. Hg	17.2		
Air Stripper Pressure	in H2O	9.8		
Bag Filter Pressure	PSI	18.7	Replace bag filter.	
Temperature (Trailer)	F	82.7		
Temperature (Pump)	F	195.7		
Discharge Flow	GPM	NM	*Discharge flow meter malfunction, replacement required.	
Total Gallons Pumped:	gal	124334*		
TFE Air Speed	CFM	168		
TFE Exhaust (PID)	ppm	39.8		
Samples Collected?	yes	no		
Sample ID:	TFE Influent (Water)	TFE Effluent (Water)	TFE Effluent (Air)	
	Influent_SEP24	Effluent_SEP24	Effluent_SEP24	
General		Yes	No	Notes/Comments:
TFE oil level ok?			X	Added oil (<0.5 gal)
Is the system running normally?		X		
Is the electrical panel secure?		X		
Are stacks and vents cleared?		X		
Does effluent air have noticable odor?		X		
Visible damage to exterior conveyance piping?			X	
Visible damage to interior conveyance piping?			X	
Are SVE Pumps Operational? See control panel		X		
Additional Notes: System down 9/17 through 9/26 during electrical panel repair (contactor replacments). Request repair of flow meter.				

Notes:

ft. btoc - feet below top of casing
 in. Hg - inches of mercury
 in. H2O - inches of water
 PSI - pressure per square inch
 GPM - gallons per minute
 cfm - cubic feet per minute
 ppm - parts per million



Technical Report

prepared for:

LaBella Associates (Latham)

4 British American Boulevard

Latham NY, 12110

Attention: Branson Fields

Report Date: 09/17/2024

Client Project ID: 2222575 136 Fuller Rd

York Project (SDG) No.: 24I0384

Stratford, CT Laboratory IDs:
NY:10854, NJ: CT005, PA: 68-0440, CT: PH-0723



Richmond Hill, NY Laboratory IDs:
NY:12058, NJ: NY037, CT: PH-0721, NH: 2097,
EPA: NY01600

120 RESEARCH DRIVE
www.YORKLAB.com

STRATFORD, CT 06615
(203) 325-1371



132-02 89th AVENUE
FAX (203) 357-0166

RICHMOND HILL, NY 11418
ClientServices@yorklab.com

Report Date: 09/17/2024
Client Project ID: 2222575 136 Fuller Rd
York Project (SDG) No.: 24I0384

LaBella Associates (Latham)
4 British American Boulevard
Latham NY, 12110
Attention: Branson Fields

Purpose and Results

This report contains the analytical data for the sample(s) identified on the attached chain-of-custody received in our laboratory on September 09, 2024 and listed below. The project was identified as your project: **2222575 136 Fuller Rd.**

The analyses were conducted utilizing appropriate EPA, Standard Methods, and ASTM methods as detailed in the data summary tables.

All samples were received in proper condition meeting the customary acceptance requirements for environmental samples except those indicated under the Sample and Analysis Qualifiers section of this report.

All analyses met the method and laboratory standard operating procedure requirements except as indicated by any data flags, the meaning of which are explained in the Sample and Data Qualifiers Relating to This Work Order section of this report and case narrative if applicable.

The results of the analyses, which are all reported on dry weight basis (soils) unless otherwise noted, are detailed in the following pages.

Please contact Client Services at 203.325.1371 with any questions regarding this report.

<u>York Sample ID</u>	<u>Client Sample ID</u>	<u>Matrix</u>	<u>Date Collected</u>	<u>Date Received</u>
24I0384-01	MW-10	Ground Water	09/05/2024	09/09/2024
24I0384-02	MW-37	Ground Water	09/05/2024	09/09/2024
24I0384-03	MW-33	Ground Water	09/05/2024	09/09/2024
24I0384-04	MW-32	Ground Water	09/05/2024	09/09/2024
24I0384-05	MW-30	Ground Water	09/05/2024	09/09/2024
24I0384-06	MW-27	Ground Water	09/05/2024	09/09/2024
24I0384-07	MW-25	Ground Water	09/05/2024	09/09/2024

General Notes for York Project (SDG) No.: 24I0384

1. The RLs and MDLs (Reporting Limit and Method Detection Limit respectively) reported are adjusted for any dilution necessary due to the levels of target and/or non-target analytes and matrix interference. The RL(REPORTING LIMIT) is based upon the lowest standard utilized for the calibration where applicable.
2. Samples are retained for a period of thirty days after submittal of report, unless other arrangements are made.
3. York's liability for the above data is limited to the dollar value paid to York for the referenced project.
4. This report shall not be reproduced without the written approval of York Analytical Laboratories, Inc.
5. All analyses conducted met method or Laboratory SOP requirements. See the Sample and Data Qualifiers Section for further information.
6. It is noted that no analyses reported herein were subcontracted to another laboratory, unless noted in the report.
7. This report reflects results that relate only to the samples submitted on the attached chain-of-custody form(s) received by York.
8. Analyses conducted at York Analytical Laboratories, Inc. Stratford, CT are indicated by NY Cert. No. 10854, NJ Cert No. CT005, PA Cert No. 68-04440, CT Cert No. PH-0723; those conducted at York Analytical Laboratories, Inc., Richmond Hill, NY are indicated by NY Cert. No. 12058, NJ Cert No. NY037, CT Cert No. PH-0721, NH Cert No. 2097, EPA Cert No. NY01600.

Approved By:



Cassie L. Mosher
Laboratory Manager

Date: 09/17/2024





Sample Information

Client Sample ID: MW-10

York Sample ID: 24I0384-01

York Project (SDG) No.

Client Project ID

Matrix

Collection Date/Time

Date Received

24I0384

2222575 136 Fuller Rd

Ground Water

September 5, 2024 9:36 am

09/09/2024

Volatile Organics, 8260 - TCL/SOM (low level)

Log-in Notes:

Sample Notes:

Sample Prepared by Method: EPA 5030B

CAS No.	Parameter	Result	Flag	Units	Reported to LOD/MDL	LOQ	Dilution	Reference Method	Date/Time Prepared	Date/Time Analyzed	Analyst
71-55-6	1,1,1-Trichloroethane	0.91		ug/L	0.20	0.50	1	EPA 8260C Certifications: CTDOH-PH-0723,NELAC-NY10854,NJDEP-CT005,NELAC-NY12	09/11/2024 08:00	09/11/2024 14:30	FO
79-34-5	1,1,2,2-Tetrachloroethane	ND		ug/L	0.20	0.50	1	EPA 8260C Certifications: CTDOH-PH-0723,NELAC-NY10854,NJDEP-CT005,NELAC-NY12	09/11/2024 08:00	09/11/2024 14:30	FO
76-13-1	1,1,2-Trichloro-1,2,2-trifluoroethane (Freon 113)	ND		ug/L	0.20	0.50	1	EPA 8260C Certifications: CTDOH-PH-0723,NELAC-NY10854,NJDEP-CT005,NELAC-NY12	09/11/2024 08:00	09/11/2024 14:30	FO
79-00-5	1,1,2-Trichloroethane	ND		ug/L	0.20	0.50	1	EPA 8260C Certifications: CTDOH-PH-0723,NELAC-NY10854,NJDEP-CT005,NELAC-NY12	09/11/2024 08:00	09/11/2024 14:30	FO
75-34-3	1,1-Dichloroethane	1.2		ug/L	0.20	0.50	1	EPA 8260C Certifications: CTDOH-PH-0723,NELAC-NY10854,NJDEP-CT005,NELAC-NY12	09/11/2024 08:00	09/11/2024 14:30	FO
75-35-4	1,1-Dichloroethylene	0.84		ug/L	0.20	0.50	1	EPA 8260C Certifications: CTDOH-PH-0723,NELAC-NY10854,NJDEP-CT005,NELAC-NY12	09/11/2024 08:00	09/11/2024 14:30	FO
87-61-6	1,2,3-Trichlorobenzene	ND	CCVE	ug/L	0.20	0.50	1	EPA 8260C Certifications: NELAC-NY10854,NJDEP-CT005,NELAC-NY12058,PADEP-68-04	09/11/2024 08:00	09/11/2024 14:30	FO
120-82-1	1,2,4-Trichlorobenzene	ND		ug/L	0.20	0.50	1	EPA 8260C Certifications: NELAC-NY10854,NJDEP-CT005,NELAC-NY12058,PADEP-68-04	09/11/2024 08:00	09/11/2024 14:30	FO
96-12-8	1,2-Dibromo-3-chloropropane	ND		ug/L	0.20	0.50	1	EPA 8260C Certifications: CTDOH-PH-0723,NELAC-NY10854,NJDEP-CT005,NELAC-NY12	09/11/2024 08:00	09/11/2024 14:30	FO
106-93-4	1,2-Dibromoethane	ND		ug/L	0.20	0.50	1	EPA 8260C Certifications: CTDOH-PH-0723,NELAC-NY10854,NJDEP-CT005,NELAC-NY12	09/11/2024 08:00	09/11/2024 14:30	FO
95-50-1	1,2-Dichlorobenzene	ND		ug/L	0.20	0.50	1	EPA 8260C Certifications: CTDOH-PH-0723,NELAC-NY10854,NJDEP-CT005,NELAC-NY12	09/11/2024 08:00	09/11/2024 14:30	FO
107-06-2	1,2-Dichloroethane	ND		ug/L	0.20	0.50	1	EPA 8260C Certifications: CTDOH-PH-0723,NELAC-NY10854,NJDEP-CT005,NELAC-NY12	09/11/2024 08:00	09/11/2024 14:30	FO
78-87-5	1,2-Dichloropropane	ND		ug/L	0.20	0.50	1	EPA 8260C Certifications: CTDOH-PH-0723,NELAC-NY10854,NJDEP-CT005,NELAC-NY12	09/11/2024 08:00	09/11/2024 14:30	FO
541-73-1	1,3-Dichlorobenzene	ND		ug/L	0.20	0.50	1	EPA 8260C Certifications: CTDOH-PH-0723,NELAC-NY10854,NJDEP-CT005,NELAC-NY12	09/11/2024 08:00	09/11/2024 14:30	FO
106-46-7	1,4-Dichlorobenzene	ND		ug/L	0.20	0.50	1	EPA 8260C Certifications: CTDOH-PH-0723,NELAC-NY10854,NJDEP-CT005,NELAC-NY12	09/11/2024 08:00	09/11/2024 14:30	FO
78-93-3	2-Butanone	ND		ug/L	0.20	0.50	1	EPA 8260C Certifications: CTDOH-PH-0723,NELAC-NY10854,NJDEP-CT005,NELAC-NY12	09/11/2024 08:00	09/11/2024 14:30	FO
591-78-6	2-Hexanone	ND		ug/L	0.20	0.50	1	EPA 8260C Certifications: CTDOH-PH-0723,NELAC-NY10854,NJDEP-CT005,NELAC-NY12	09/11/2024 08:00	09/11/2024 14:30	FO
108-10-1	4-Methyl-2-pentanone	ND		ug/L	0.20	0.50	1	EPA 8260C Certifications: CTDOH-PH-0723,NELAC-NY10854,NJDEP-CT005,NELAC-NY12	09/11/2024 08:00	09/11/2024 14:30	FO
67-64-1	Acetone	ND		ug/L	1.0	2.0	1	EPA 8260C Certifications: CTDOH-PH-0723,NELAC-NY10854,NJDEP-CT005,NELAC-NY12	09/11/2024 08:00	09/11/2024 14:30	FO
71-43-2	Benzene	ND		ug/L	0.20	0.50	1	EPA 8260C Certifications: CTDOH-PH-0723,NELAC-NY10854,NJDEP-CT005,NELAC-NY12	09/11/2024 08:00	09/11/2024 14:30	FO
74-97-5	Bromochloromethane	ND		ug/L	0.20	0.50	1	EPA 8260C Certifications: NELAC-NY10854,NJDEP-CT005,NELAC-NY12058,PADEP-68-04	09/11/2024 08:00	09/11/2024 14:30	FO
75-27-4	Bromodichloromethane	ND		ug/L	0.20	0.50	1	EPA 8260C Certifications: CTDOH-PH-0723,NELAC-NY10854,NJDEP-CT005,NELAC-NY12	09/11/2024 08:00	09/11/2024 14:30	FO



Sample Information

Client Sample ID: MW-10

York Sample ID: 24I0384-01

York Project (SDG) No.

Client Project ID

Matrix

Collection Date/Time

Date Received

24I0384

2222575 136 Fuller Rd

Ground Water

September 5, 2024 9:36 am

09/09/2024

Volatile Organics, 8260 - TCL/SOM (low level)

Log-in Notes:

Sample Notes:

Sample Prepared by Method: EPA 5030B

CAS No.	Parameter	Result	Flag	Units	Reported to LOD/MDL	LOQ	Dilution	Reference Method	Date/Time Prepared	Date/Time Analyzed	Analyst
75-25-2	Bromoform	ND		ug/L	0.20	0.50	1	EPA 8260C Certifications: CTDOH-PH-0723,NELAC-NY10854,NJDEP-CT005,NELAC-NY12	09/11/2024 08:00	09/11/2024 14:30	FO
74-83-9	Bromomethane	ND	CCVE	ug/L	0.20	0.50	1	EPA 8260C Certifications: CTDOH-PH-0723,NELAC-NY10854,NJDEP-CT005,NELAC-NY12	09/11/2024 08:00	09/11/2024 14:30	FO
75-15-0	Carbon disulfide	ND		ug/L	0.20	0.50	1	EPA 8260C Certifications: CTDOH-PH-0723,NELAC-NY10854,NJDEP-CT005,NELAC-NY12	09/11/2024 08:00	09/11/2024 14:30	FO
56-23-5	Carbon tetrachloride	ND		ug/L	0.20	0.50	1	EPA 8260C Certifications: CTDOH-PH-0723,NELAC-NY10854,NJDEP-CT005,NELAC-NY12	09/11/2024 08:00	09/11/2024 14:30	FO
108-90-7	Chlorobenzene	ND		ug/L	0.20	0.50	1	EPA 8260C Certifications: CTDOH-PH-0723,NELAC-NY10854,NJDEP-CT005,NELAC-NY12	09/11/2024 08:00	09/11/2024 14:30	FO
75-00-3	Chloroethane	ND		ug/L	0.20	0.50	1	EPA 8260C Certifications: CTDOH-PH-0723,NELAC-NY10854,NJDEP-CT005,NELAC-NY12	09/11/2024 08:00	09/11/2024 14:30	FO
67-66-3	Chloroform	ND		ug/L	0.20	0.50	1	EPA 8260C Certifications: CTDOH-PH-0723,NELAC-NY10854,NJDEP-CT005,NELAC-NY12	09/11/2024 08:00	09/11/2024 14:30	FO
74-87-3	Chloromethane	ND		ug/L	0.20	0.50	1	EPA 8260C Certifications: CTDOH-PH-0723,NELAC-NY10854,NJDEP-CT005,NELAC-NY12	09/11/2024 08:00	09/11/2024 14:30	FO
156-59-2	cis-1,2-Dichloroethylene	77	QL-02	ug/L	2.0	5.0	10	EPA 8260C Certifications: CTDOH-PH-0723,NELAC-NY10854,NJDEP-CT005,NELAC-NY1:	09/17/2024 08:00	09/17/2024 14:31	FO
10061-01-5	cis-1,3-Dichloropropylene	ND		ug/L	0.20	0.50	1	EPA 8260C Certifications: CTDOH-PH-0723,NELAC-NY10854,NJDEP-CT005,NELAC-NY12	09/11/2024 08:00	09/11/2024 14:30	FO
110-82-7	Cyclohexane	ND		ug/L	0.20	0.50	1	EPA 8260C Certifications: NELAC-NY10854,NJDEP-CT005,NELAC-NY12058,PADEP-68-04	09/11/2024 08:00	09/11/2024 14:30	FO
124-48-1	Dibromochloromethane	ND		ug/L	0.20	0.50	1	EPA 8260C Certifications: CTDOH-PH-0723,NELAC-NY10854,NJDEP-CT005,NELAC-NY12	09/11/2024 08:00	09/11/2024 14:30	FO
75-71-8	Dichlorodifluoromethane	ND	CCVE	ug/L	0.20	0.50	1	EPA 8260C Certifications: NELAC-NY10854,NJDEP-CT005,NELAC-NY12058,PADEP-68-04	09/11/2024 08:00	09/11/2024 14:30	FO
100-41-4	Ethyl Benzene	ND		ug/L	0.20	0.50	1	EPA 8260C Certifications: CTDOH-PH-0723,NELAC-NY10854,NJDEP-CT005,NELAC-NY12	09/11/2024 08:00	09/11/2024 14:30	FO
98-82-8	Isopropylbenzene	ND		ug/L	0.20	0.50	1	EPA 8260C Certifications: CTDOH-PH-0723,NELAC-NY10854,NJDEP-CT005,NELAC-NY12	09/11/2024 08:00	09/11/2024 14:30	FO
79-20-9	Methyl acetate	ND		ug/L	0.20	0.50	1	EPA 8260C Certifications: NELAC-NY10854,NJDEP-CT005,NELAC-NY12058,PADEP-68-04	09/11/2024 08:00	09/11/2024 14:30	FO
1634-04-4	Methyl tert-butyl ether (MTBE)	ND		ug/L	0.20	0.50	1	EPA 8260C Certifications: CTDOH-PH-0723,NELAC-NY10854,NJDEP-CT005,NELAC-NY12	09/11/2024 08:00	09/11/2024 14:30	FO
108-87-2	Methylcyclohexane	ND		ug/L	0.20	0.50	1	EPA 8260C Certifications: NELAC-NY10854,NJDEP-CT005,NELAC-NY12058,PADEP-68-04	09/11/2024 08:00	09/11/2024 14:30	FO
75-09-2	Methylene chloride	ND		ug/L	1.0	2.0	1	EPA 8260C Certifications: CTDOH-PH-0723,NELAC-NY10854,NJDEP-CT005,NELAC-NY12	09/11/2024 08:00	09/11/2024 14:30	FO
95-47-6	o-Xylene	ND		ug/L	0.20	0.50	1	EPA 8260C Certifications: CTDOH-PH-0723,NELAC-NY10854,NELAC-NY12058,PADEP-68-	09/11/2024 08:00	09/11/2024 14:30	FO
179601-23-1	p- & m- Xylenes	ND		ug/L	0.50	1.0	1	EPA 8260C Certifications: CTDOH-PH-0723,NELAC-NY10854,NELAC-NY12058,PADEP-68-	09/11/2024 08:00	09/11/2024 14:30	FO
100-42-5	Styrene	ND		ug/L	0.20	0.50	1	EPA 8260C Certifications: CTDOH-PH-0723,NELAC-NY10854,NJDEP-CT005,NELAC-NY12	09/11/2024 08:00	09/11/2024 14:30	FO
127-18-4	Tetrachloroethylene	4.5	QL-02, CCVE, ICVE	ug/L	0.20	0.50	1	EPA 8260C Certifications: CTDOH-PH-0723,NELAC-NY10854,NJDEP-CT005,NELAC-NY1:	09/11/2024 08:00	09/11/2024 14:30	FO



Sample Information

Client Sample ID: MW-10

York Sample ID: 24I0384-01

York Project (SDG) No.

Client Project ID

Matrix

Collection Date/Time

Date Received

24I0384

2222575 136 Fuller Rd

Ground Water

September 5, 2024 9:36 am

09/09/2024

Volatile Organics, 8260 - TCL/SOM (low level)

Log-in Notes:

Sample Notes:

Sample Prepared by Method: EPA 5030B

Table with 13 columns: CAS No., Parameter, Result, Flag, Units, Reported to LOD/MDL, LOQ, Dilution, Reference Method, Date/Time Prepared, Date/Time Analyzed, Analyst. Includes rows for Toluene, trans-1,2-Dichloroethylene, trans-1,3-Dichloropropylene, Trichloroethylene, Trichlorofluoromethane, Vinyl Chloride, Xylenes, Total, and Surrogate Recoveries.

Sample Information

Client Sample ID: MW-37

York Sample ID: 24I0384-02

York Project (SDG) No.

Client Project ID

Matrix

Collection Date/Time

Date Received

24I0384

2222575 136 Fuller Rd

Ground Water

September 5, 2024 11:20 am

09/09/2024

Volatile Organics, 8260 - TCL/SOM (low level)

Log-in Notes:

Sample Notes:

Sample Prepared by Method: EPA 5030B

Table with 13 columns: CAS No., Parameter, Result, Flag, Units, Reported to LOD/MDL, LOQ, Dilution, Reference Method, Date/Time Prepared, Date/Time Analyzed, Analyst. Includes rows for 1,1,1-Trichloroethane, 1,1,2,2-Tetrachloroethane, 1,1,2-Trichloro-1,2,2-trifluoroethane (Freon 113), 1,1,2-Trichloroethane, 1,1-Dichloroethane, 1,1-Dichloroethylene, and 1,2,3-Trichlorobenzene.



Sample Information

Client Sample ID: MW-37

York Sample ID: 24I0384-02

York Project (SDG) No.

Client Project ID

Matrix

Collection Date/Time

Date Received

24I0384

2222575 136 Fuller Rd

Ground Water

September 5, 2024 11:20 am

09/09/2024

Volatile Organics, 8260 - TCL/SOM (low level)

Log-in Notes:

Sample Notes:

Sample Prepared by Method: EPA 5030B

CAS No.	Parameter	Result	Flag	Units	Reported to LOD/MDL	LOQ	Dilution	Reference Method	Date/Time Prepared	Date/Time Analyzed	Analyst
120-82-1	1,2,4-Trichlorobenzene	ND		ug/L	0.20	0.50	1	EPA 8260C Certifications: NELAC-NY10854,NJDEP-CT005,NELAC-NY12058,PADEP-68-04	09/11/2024 08:00	09/11/2024 14:57	FO
96-12-8	1,2-Dibromo-3-chloropropane	ND		ug/L	0.20	0.50	1	EPA 8260C Certifications: CTDOH-PH-0723,NELAC-NY10854,NJDEP-CT005,NELAC-NY12	09/11/2024 08:00	09/11/2024 14:57	FO
106-93-4	1,2-Dibromoethane	ND		ug/L	0.20	0.50	1	EPA 8260C Certifications: CTDOH-PH-0723,NELAC-NY10854,NJDEP-CT005,NELAC-NY12	09/11/2024 08:00	09/11/2024 14:57	FO
95-50-1	1,2-Dichlorobenzene	ND		ug/L	0.20	0.50	1	EPA 8260C Certifications: CTDOH-PH-0723,NELAC-NY10854,NJDEP-CT005,NELAC-NY12	09/11/2024 08:00	09/11/2024 14:57	FO
107-06-2	1,2-Dichloroethane	ND		ug/L	0.20	0.50	1	EPA 8260C Certifications: CTDOH-PH-0723,NELAC-NY10854,NJDEP-CT005,NELAC-NY12	09/11/2024 08:00	09/11/2024 14:57	FO
78-87-5	1,2-Dichloropropane	ND		ug/L	0.20	0.50	1	EPA 8260C Certifications: CTDOH-PH-0723,NELAC-NY10854,NJDEP-CT005,NELAC-NY12	09/11/2024 08:00	09/11/2024 14:57	FO
541-73-1	1,3-Dichlorobenzene	ND		ug/L	0.20	0.50	1	EPA 8260C Certifications: CTDOH-PH-0723,NELAC-NY10854,NJDEP-CT005,NELAC-NY12	09/11/2024 08:00	09/11/2024 14:57	FO
106-46-7	1,4-Dichlorobenzene	ND		ug/L	0.20	0.50	1	EPA 8260C Certifications: CTDOH-PH-0723,NELAC-NY10854,NJDEP-CT005,NELAC-NY12	09/11/2024 08:00	09/11/2024 14:57	FO
78-93-3	2-Butanone	ND		ug/L	0.20	0.50	1	EPA 8260C Certifications: CTDOH-PH-0723,NELAC-NY10854,NJDEP-CT005,NELAC-NY12	09/11/2024 08:00	09/11/2024 14:57	FO
591-78-6	2-Hexanone	ND		ug/L	0.20	0.50	1	EPA 8260C Certifications: CTDOH-PH-0723,NELAC-NY10854,NJDEP-CT005,NELAC-NY12	09/11/2024 08:00	09/11/2024 14:57	FO
108-10-1	4-Methyl-2-pentanone	ND		ug/L	0.20	0.50	1	EPA 8260C Certifications: CTDOH-PH-0723,NELAC-NY10854,NJDEP-CT005,NELAC-NY12	09/11/2024 08:00	09/11/2024 14:57	FO
67-64-1	Acetone	ND		ug/L	1.0	2.0	1	EPA 8260C Certifications: CTDOH-PH-0723,NELAC-NY10854,NJDEP-CT005,NELAC-NY12	09/11/2024 08:00	09/11/2024 14:57	FO
71-43-2	Benzene	ND		ug/L	0.20	0.50	1	EPA 8260C Certifications: CTDOH-PH-0723,NELAC-NY10854,NJDEP-CT005,NELAC-NY12	09/11/2024 08:00	09/11/2024 14:57	FO
74-97-5	Bromochloromethane	ND		ug/L	0.20	0.50	1	EPA 8260C Certifications: NELAC-NY10854,NJDEP-CT005,NELAC-NY12058,PADEP-68-04	09/11/2024 08:00	09/11/2024 14:57	FO
75-27-4	Bromodichloromethane	ND		ug/L	0.20	0.50	1	EPA 8260C Certifications: CTDOH-PH-0723,NELAC-NY10854,NJDEP-CT005,NELAC-NY12	09/11/2024 08:00	09/11/2024 14:57	FO
75-25-2	Bromoform	ND		ug/L	0.20	0.50	1	EPA 8260C Certifications: CTDOH-PH-0723,NELAC-NY10854,NJDEP-CT005,NELAC-NY12	09/11/2024 08:00	09/11/2024 14:57	FO
74-83-9	Bromomethane	ND	CCVE	ug/L	0.20	0.50	1	EPA 8260C Certifications: CTDOH-PH-0723,NELAC-NY10854,NJDEP-CT005,NELAC-NY12	09/11/2024 08:00	09/11/2024 14:57	FO
75-15-0	Carbon disulfide	ND		ug/L	0.20	0.50	1	EPA 8260C Certifications: CTDOH-PH-0723,NELAC-NY10854,NJDEP-CT005,NELAC-NY12	09/11/2024 08:00	09/11/2024 14:57	FO
56-23-5	Carbon tetrachloride	ND		ug/L	0.20	0.50	1	EPA 8260C Certifications: CTDOH-PH-0723,NELAC-NY10854,NJDEP-CT005,NELAC-NY12	09/11/2024 08:00	09/11/2024 14:57	FO
108-90-7	Chlorobenzene	ND		ug/L	0.20	0.50	1	EPA 8260C Certifications: CTDOH-PH-0723,NELAC-NY10854,NJDEP-CT005,NELAC-NY12	09/11/2024 08:00	09/11/2024 14:57	FO
75-00-3	Chloroethane	ND		ug/L	0.20	0.50	1	EPA 8260C Certifications: CTDOH-PH-0723,NELAC-NY10854,NJDEP-CT005,NELAC-NY12	09/11/2024 08:00	09/11/2024 14:57	FO
67-66-3	Chloroform	ND		ug/L	0.20	0.50	1	EPA 8260C Certifications: CTDOH-PH-0723,NELAC-NY10854,NJDEP-CT005,NELAC-NY12	09/11/2024 08:00	09/11/2024 14:57	FO
74-87-3	Chloromethane	ND		ug/L	0.20	0.50	1	EPA 8260C Certifications: CTDOH-PH-0723,NELAC-NY10854,NJDEP-CT005,NELAC-NY12	09/11/2024 08:00	09/11/2024 14:57	FO



Sample Information

Client Sample ID: MW-37

York Sample ID: 24I0384-02

York Project (SDG) No.

Client Project ID

Matrix

Collection Date/Time

Date Received

24I0384

2222575 136 Fuller Rd

Ground Water

September 5, 2024 11:20 am

09/09/2024

Volatile Organics, 8260 - TCL/SOM (low level)

Log-in Notes:

Sample Notes:

Sample Prepared by Method: EPA 5030B

CAS No.	Parameter	Result	Flag	Units	Reported to LOD/MDL	LOQ	Dilution	Reference Method	Date/Time Prepared	Date/Time Analyzed	Analyst
156-59-2	cis-1,2-Dichloroethylene	0.22	J	ug/L	0.20	0.50	1	EPA 8260C Certifications: CTDOH-PH-0723,NELAC-NY10854,NJDEP-CT005,NELAC-NY1	09/11/2024 08:00	09/11/2024 14:57	FO
10061-01-5	cis-1,3-Dichloropropylene	ND		ug/L	0.20	0.50	1	EPA 8260C Certifications: CTDOH-PH-0723,NELAC-NY10854,NJDEP-CT005,NELAC-NY12	09/11/2024 08:00	09/11/2024 14:57	FO
110-82-7	Cyclohexane	ND		ug/L	0.20	0.50	1	EPA 8260C Certifications: NELAC-NY10854,NJDEP-CT005,NELAC-NY12058,PADEP-68-04	09/11/2024 08:00	09/11/2024 14:57	FO
124-48-1	Dibromochloromethane	ND		ug/L	0.20	0.50	1	EPA 8260C Certifications: CTDOH-PH-0723,NELAC-NY10854,NJDEP-CT005,NELAC-NY12	09/11/2024 08:00	09/11/2024 14:57	FO
75-71-8	Dichlorodifluoromethane	ND	CCVE	ug/L	0.20	0.50	1	EPA 8260C Certifications: NELAC-NY10854,NJDEP-CT005,NELAC-NY12058,PADEP-68-04	09/11/2024 08:00	09/11/2024 14:57	FO
100-41-4	Ethyl Benzene	ND		ug/L	0.20	0.50	1	EPA 8260C Certifications: CTDOH-PH-0723,NELAC-NY10854,NJDEP-CT005,NELAC-NY12	09/11/2024 08:00	09/11/2024 14:57	FO
98-82-8	Isopropylbenzene	ND		ug/L	0.20	0.50	1	EPA 8260C Certifications: CTDOH-PH-0723,NELAC-NY10854,NJDEP-CT005,NELAC-NY12	09/11/2024 08:00	09/11/2024 14:57	FO
79-20-9	Methyl acetate	ND		ug/L	0.20	0.50	1	EPA 8260C Certifications: NELAC-NY10854,NJDEP-CT005,NELAC-NY12058,PADEP-68-04	09/11/2024 08:00	09/11/2024 14:57	FO
1634-04-4	Methyl tert-butyl ether (MTBE)	ND		ug/L	0.20	0.50	1	EPA 8260C Certifications: CTDOH-PH-0723,NELAC-NY10854,NJDEP-CT005,NELAC-NY12	09/11/2024 08:00	09/11/2024 14:57	FO
108-87-2	Methylcyclohexane	ND		ug/L	0.20	0.50	1	EPA 8260C Certifications: NELAC-NY10854,NJDEP-CT005,NELAC-NY12058,PADEP-68-04	09/11/2024 08:00	09/11/2024 14:57	FO
75-09-2	Methylene chloride	ND		ug/L	1.0	2.0	1	EPA 8260C Certifications: CTDOH-PH-0723,NELAC-NY10854,NJDEP-CT005,NELAC-NY12	09/11/2024 08:00	09/11/2024 14:57	FO
95-47-6	o-Xylene	ND		ug/L	0.20	0.50	1	EPA 8260C Certifications: CTDOH-PH-0723,NELAC-NY10854,NELAC-NY12058,PADEP-68-	09/11/2024 08:00	09/11/2024 14:57	FO
179601-23-1	p- & m- Xylenes	ND		ug/L	0.50	1.0	1	EPA 8260C Certifications: CTDOH-PH-0723,NELAC-NY10854,NELAC-NY12058,PADEP-68-	09/11/2024 08:00	09/11/2024 14:57	FO
100-42-5	Styrene	ND		ug/L	0.20	0.50	1	EPA 8260C Certifications: CTDOH-PH-0723,NELAC-NY10854,NJDEP-CT005,NELAC-NY12	09/11/2024 08:00	09/11/2024 14:57	FO
127-18-4	Tetrachloroethylene	1.8	CCVE, ICVE, QL-02	ug/L	0.20	0.50	1	EPA 8260C Certifications: CTDOH-PH-0723,NELAC-NY10854,NJDEP-CT005,NELAC-NY1:	09/11/2024 08:00	09/11/2024 14:57	FO
108-88-3	Toluene	ND		ug/L	0.20	0.50	1	EPA 8260C Certifications: CTDOH-PH-0723,NELAC-NY10854,NJDEP-CT005,NELAC-NY12	09/11/2024 08:00	09/11/2024 14:57	FO
156-60-5	trans-1,2-Dichloroethylene	ND		ug/L	0.20	0.50	1	EPA 8260C Certifications: CTDOH-PH-0723,NELAC-NY10854,NJDEP-CT005,NELAC-NY12	09/11/2024 08:00	09/11/2024 14:57	FO
10061-02-6	trans-1,3-Dichloropropylene	ND		ug/L	0.20	0.50	1	EPA 8260C Certifications: CTDOH-PH-0723,NELAC-NY10854,NJDEP-CT005,NELAC-NY12	09/11/2024 08:00	09/11/2024 14:57	FO
79-01-6	Trichloroethylene	0.28	J	ug/L	0.20	0.50	1	EPA 8260C Certifications: CTDOH-PH-0723,NELAC-NY10854,NJDEP-CT005,NELAC-NY1:	09/11/2024 08:00	09/11/2024 14:57	FO
75-69-4	Trichlorofluoromethane	0.34	J	ug/L	0.20	0.50	1	EPA 8260C Certifications: CTDOH-PH-0723,NELAC-NY10854,NJDEP-CT005,NELAC-NY1:	09/11/2024 08:00	09/11/2024 14:57	FO
75-01-4	Vinyl Chloride	ND		ug/L	0.20	0.50	1	EPA 8260C Certifications: CTDOH-PH-0723,NELAC-NY10854,NJDEP-CT005,NELAC-NY12	09/11/2024 08:00	09/11/2024 14:57	FO
1330-20-7	Xylenes, Total	ND		ug/L	0.60	1.5	1	EPA 8260C Certifications: CTDOH-PH-0723,NELAC-NY10854,NJDEP-CT005,NELAC-NY12	09/11/2024 08:00	09/11/2024 14:57	FO

Surrogate Recoveries	Result	Acceptance Range
2037-26-5 Surrogate: SURR: Toluene-d8	91.8 %	81-117



Sample Information

Client Sample ID: MW-37

York Sample ID: 24I0384-02

<u>York Project (SDG) No.</u> 24I0384	<u>Client Project ID</u> 2222575 136 Fuller Rd	<u>Matrix</u> Ground Water	<u>Collection Date/Time</u> September 5, 2024 11:20 am	<u>Date Received</u> 09/09/2024
--	---	-------------------------------	---	------------------------------------

Sample Information

Client Sample ID: MW-33

York Sample ID: 24I0384-03

<u>York Project (SDG) No.</u> 24I0384	<u>Client Project ID</u> 2222575 136 Fuller Rd	<u>Matrix</u> Ground Water	<u>Collection Date/Time</u> September 5, 2024 12:14 pm	<u>Date Received</u> 09/09/2024
--	---	-------------------------------	---	------------------------------------

Volatile Organics, 8260 - TCL/SOM (low level)

Log-in Notes:

Sample Notes:

Sample Prepared by Method: EPA 5030B

CAS No.	Parameter	Result	Flag	Units	Reported to LOD/MDL	LOQ	Dilution	Reference Method	Date/Time Prepared	Date/Time Analyzed	Analyst
71-55-6	1,1,1-Trichloroethane	0.51		ug/L	0.20	0.50	1	EPA 8260C Certifications: CTDOH-PH-0723,NELAC-NY10854,NJDEP-CT005,NELAC-NY1:	09/11/2024 08:00	09/11/2024 15:23	FO
79-34-5	1,1,2,2-Tetrachloroethane	ND		ug/L	0.20	0.50	1	EPA 8260C Certifications: CTDOH-PH-0723,NELAC-NY10854,NJDEP-CT005,NELAC-NY12	09/11/2024 08:00	09/11/2024 15:23	FO
76-13-1	1,1,2-Trichloro-1,2,2-trifluoroethane (Freon 113)	5.7		ug/L	0.20	0.50	1	EPA 8260C Certifications: CTDOH-PH-0723,NELAC-NY10854,NJDEP-CT005,NELAC-NY1:	09/11/2024 08:00	09/11/2024 15:23	FO
79-00-5	1,1,2-Trichloroethane	ND		ug/L	0.20	0.50	1	EPA 8260C Certifications: CTDOH-PH-0723,NELAC-NY10854,NJDEP-CT005,NELAC-NY12	09/11/2024 08:00	09/11/2024 15:23	FO
75-34-3	1,1-Dichloroethane	2.4		ug/L	0.20	0.50	1	EPA 8260C Certifications: CTDOH-PH-0723,NELAC-NY10854,NJDEP-CT005,NELAC-NY1:	09/11/2024 08:00	09/11/2024 15:23	FO
75-35-4	1,1-Dichloroethylene	1.3		ug/L	0.20	0.50	1	EPA 8260C Certifications: CTDOH-PH-0723,NELAC-NY10854,NJDEP-CT005,NELAC-NY1:	09/11/2024 08:00	09/11/2024 15:23	FO
87-61-6	1,2,3-Trichlorobenzene	ND	CCVE	ug/L	0.20	0.50	1	EPA 8260C Certifications: NELAC-NY10854,NJDEP-CT005,NELAC-NY12058,PADEP-68-04	09/11/2024 08:00	09/11/2024 15:23	FO
120-82-1	1,2,4-Trichlorobenzene	ND		ug/L	0.20	0.50	1	EPA 8260C Certifications: NELAC-NY10854,NJDEP-CT005,NELAC-NY12058,PADEP-68-04	09/11/2024 08:00	09/11/2024 15:23	FO
96-12-8	1,2-Dibromo-3-chloropropane	ND		ug/L	0.20	0.50	1	EPA 8260C Certifications: CTDOH-PH-0723,NELAC-NY10854,NJDEP-CT005,NELAC-NY12	09/11/2024 08:00	09/11/2024 15:23	FO
106-93-4	1,2-Dibromoethane	ND		ug/L	0.20	0.50	1	EPA 8260C Certifications: CTDOH-PH-0723,NELAC-NY10854,NJDEP-CT005,NELAC-NY12	09/11/2024 08:00	09/11/2024 15:23	FO
95-50-1	1,2-Dichlorobenzene	ND		ug/L	0.20	0.50	1	EPA 8260C Certifications: CTDOH-PH-0723,NELAC-NY10854,NJDEP-CT005,NELAC-NY12	09/11/2024 08:00	09/11/2024 15:23	FO
107-06-2	1,2-Dichloroethane	ND		ug/L	0.20	0.50	1	EPA 8260C Certifications: CTDOH-PH-0723,NELAC-NY10854,NJDEP-CT005,NELAC-NY12	09/11/2024 08:00	09/11/2024 15:23	FO
78-87-5	1,2-Dichloropropane	ND		ug/L	0.20	0.50	1	EPA 8260C Certifications: CTDOH-PH-0723,NELAC-NY10854,NJDEP-CT005,NELAC-NY12	09/11/2024 08:00	09/11/2024 15:23	FO
541-73-1	1,3-Dichlorobenzene	ND		ug/L	0.20	0.50	1	EPA 8260C Certifications: CTDOH-PH-0723,NELAC-NY10854,NJDEP-CT005,NELAC-NY12	09/11/2024 08:00	09/11/2024 15:23	FO
106-46-7	1,4-Dichlorobenzene	0.26	J	ug/L	0.20	0.50	1	EPA 8260C Certifications: CTDOH-PH-0723,NELAC-NY10854,NJDEP-CT005,NELAC-NY1:	09/11/2024 08:00	09/11/2024 15:23	FO
78-93-3	2-Butanone	ND		ug/L	0.20	0.50	1	EPA 8260C Certifications: CTDOH-PH-0723,NELAC-NY10854,NJDEP-CT005,NELAC-NY12	09/11/2024 08:00	09/11/2024 15:23	FO
591-78-6	2-Hexanone	ND		ug/L	0.20	0.50	1	EPA 8260C Certifications: CTDOH-PH-0723,NELAC-NY10854,NJDEP-CT005,NELAC-NY12	09/11/2024 08:00	09/11/2024 15:23	FO
108-10-1	4-Methyl-2-pentanone	ND		ug/L	0.20	0.50	1	EPA 8260C Certifications: CTDOH-PH-0723,NELAC-NY10854,NJDEP-CT005,NELAC-NY12	09/11/2024 08:00	09/11/2024 15:23	FO



Sample Information

Client Sample ID: MW-33

York Sample ID: 24I0384-03

York Project (SDG) No.

Client Project ID

Matrix

Collection Date/Time

Date Received

24I0384

2222575 136 Fuller Rd

Ground Water

September 5, 2024 12:14 pm

09/09/2024

Volatile Organics, 8260 - TCL/SOM (low level)

Log-in Notes:

Sample Notes:

Sample Prepared by Method: EPA 5030B

Table with 13 columns: CAS No., Parameter, Result, Flag, Units, Reported to LOD/MDL, LOQ, Dilution, Reference Method, Date/Time Prepared, Date/Time Analyzed, Analyst. Rows include Acetone, Benzene, Bromochloromethane, Bromodichloromethane, Bromoform, Bromomethane, Carbon disulfide, Carbon tetrachloride, Chlorobenzene, Chloroethane, Chloroform, Chloromethane, cis-1,2-Dichloroethylene, cis-1,3-Dichloropropylene, Cyclohexane, Dibromochloromethane, Dichlorodifluoromethane, Ethyl Benzene, Isopropylbenzene, Methyl acetate, Methyl tert-butyl ether (MTBE), Methylcyclohexane, Methylene chloride.



Sample Information

Client Sample ID: MW-33 **York Sample ID:** 24I0384-03
York Project (SDG) No.: 24I0384 **Client Project ID:** 2222575 136 Fuller Rd **Matrix:** Ground Water **Collection Date/Time:** September 5, 2024 12:14 pm **Date Received:** 09/09/2024

Volatile Organics, 8260 - TCL/SOM (low level)

Log-in Notes:

Sample Notes:

Sample Prepared by Method: EPA 5030B

CAS No.	Parameter	Result	Flag	Units	Reported to LOD/MDL	LOQ	Dilution	Reference Method	Date/Time Prepared	Date/Time Analyzed	Analyst
95-47-6	o-Xylene	ND		ug/L	0.20	0.50	1	EPA 8260C Certifications: CTDOH-PH-0723,NELAC-NY10854,NELAC-NY12058,PADEP-68-	09/11/2024 08:00	09/11/2024 15:23	FO
179601-23-1	p- & m- Xylenes	ND		ug/L	0.50	1.0	1	EPA 8260C Certifications: CTDOH-PH-0723,NELAC-NY10854,NELAC-NY12058,PADEP-68-	09/11/2024 08:00	09/11/2024 15:23	FO
100-42-5	Styrene	ND		ug/L	0.20	0.50	1	EPA 8260C Certifications: CTDOH-PH-0723,NELAC-NY10854,NJDEP-CT005,NELAC-NY12	09/11/2024 08:00	09/11/2024 15:23	FO
127-18-4	Tetrachloroethylene	5.8	CCVE, ICVE, QL-02	ug/L	0.20	0.50	1	EPA 8260C Certifications: CTDOH-PH-0723,NELAC-NY10854,NJDEP-CT005,NELAC-NY1:	09/11/2024 08:00	09/11/2024 15:23	FO
108-88-3	Toluene	ND		ug/L	0.20	0.50	1	EPA 8260C Certifications: CTDOH-PH-0723,NELAC-NY10854,NJDEP-CT005,NELAC-NY12	09/11/2024 08:00	09/11/2024 15:23	FO
156-60-5	trans-1,2-Dichloroethylene	ND		ug/L	0.20	0.50	1	EPA 8260C Certifications: CTDOH-PH-0723,NELAC-NY10854,NJDEP-CT005,NELAC-NY12	09/11/2024 08:00	09/11/2024 15:23	FO
10061-02-6	trans-1,3-Dichloropropylene	ND		ug/L	0.20	0.50	1	EPA 8260C Certifications: CTDOH-PH-0723,NELAC-NY10854,NJDEP-CT005,NELAC-NY12	09/11/2024 08:00	09/11/2024 15:23	FO
79-01-6	Trichloroethylene	2.3		ug/L	0.20	0.50	1	EPA 8260C Certifications: CTDOH-PH-0723,NELAC-NY10854,NJDEP-CT005,NELAC-NY1:	09/11/2024 08:00	09/11/2024 15:23	FO
75-69-4	Trichlorofluoromethane	5.7		ug/L	0.20	0.50	1	EPA 8260C Certifications: CTDOH-PH-0723,NELAC-NY10854,NJDEP-CT005,NELAC-NY1:	09/11/2024 08:00	09/11/2024 15:23	FO
75-01-4	Vinyl Chloride	ND		ug/L	0.20	0.50	1	EPA 8260C Certifications: CTDOH-PH-0723,NELAC-NY10854,NJDEP-CT005,NELAC-NY12	09/11/2024 08:00	09/11/2024 15:23	FO
1330-20-7	Xylenes, Total	ND		ug/L	0.60	1.5	1	EPA 8260C Certifications: CTDOH-PH-0723,NELAC-NY10854,NJDEP-CT005,NELAC-NY12	09/11/2024 08:00	09/11/2024 15:23	FO
	Surrogate Recoveries	Result			Acceptance Range						
2037-26-5	Surrogate: Surr: Toluene-d8	91.3 %			81-117						
460-00-4	Surrogate: Surr: p-Bromofluorobenzene	97.5 %			79-122						

Sample Information

Client Sample ID: MW-32 **York Sample ID:** 24I0384-04
York Project (SDG) No.: 24I0384 **Client Project ID:** 2222575 136 Fuller Rd **Matrix:** Ground Water **Collection Date/Time:** September 5, 2024 1:05 pm **Date Received:** 09/09/2024

Volatile Organics, 8260 - TCL/SOM (low level)

Log-in Notes:

Sample Notes:

Sample Prepared by Method: EPA 5030B

CAS No.	Parameter	Result	Flag	Units	Reported to LOD/MDL	LOQ	Dilution	Reference Method	Date/Time Prepared	Date/Time Analyzed	Analyst
71-55-6	1,1,1-Trichloroethane	400		ug/L	2.0	5.0	10	EPA 8260C Certifications: CTDOH-PH-0723,NELAC-NY10854,NJDEP-CT005,NELAC-NY1:	09/17/2024 08:00	09/17/2024 15:00	FO
79-34-5	1,1,2,2-Tetrachloroethane	ND		ug/L	0.20	0.50	1	EPA 8260C Certifications: CTDOH-PH-0723,NELAC-NY10854,NJDEP-CT005,NELAC-NY12	09/11/2024 17:11	09/11/2024 22:50	FO



Sample Information

Client Sample ID: MW-32

York Sample ID: 24I0384-04

York Project (SDG) No.

Client Project ID

Matrix

Collection Date/Time

Date Received

24I0384

2222575 136 Fuller Rd

Ground Water

September 5, 2024 1:05 pm

09/09/2024

Volatile Organics, 8260 - TCL/SOM (low level)

Log-in Notes:

Sample Notes:

Sample Prepared by Method: EPA 5030B

CAS No.	Parameter	Result	Flag	Units	Reported to LOD/MDL	LOQ	Dilution	Reference Method	Date/Time Prepared	Date/Time Analyzed	Analyst
76-13-1	1,1,2-Trichloro-1,2,2-trifluoroethane (Freon 113)	ND		ug/L	0.20	0.50	1	EPA 8260C Certifications: CTDOH-PH-0723,NELAC-NY10854,NJDEP-CT005,NELAC-NY12	09/11/2024 17:11	09/11/2024 22:50	FO
79-00-5	1,1,2-Trichloroethane	ND		ug/L	0.20	0.50	1	EPA 8260C Certifications: CTDOH-PH-0723,NELAC-NY10854,NJDEP-CT005,NELAC-NY12	09/11/2024 17:11	09/11/2024 22:50	FO
75-34-3	1,1-Dichloroethane	28		ug/L	0.20	0.50	1	EPA 8260C Certifications: CTDOH-PH-0723,NELAC-NY10854,NJDEP-CT005,NELAC-NY12	09/11/2024 17:11	09/11/2024 22:50	FO
75-35-4	1,1-Dichloroethylene	28		ug/L	0.20	0.50	1	EPA 8260C Certifications: CTDOH-PH-0723,NELAC-NY10854,NJDEP-CT005,NELAC-NY12	09/11/2024 17:11	09/11/2024 22:50	FO
87-61-6	1,2,3-Trichlorobenzene	ND		ug/L	0.20	0.50	1	EPA 8260C Certifications: NELAC-NY10854,NJDEP-CT005,NELAC-NY12058,PADEP-68-04	09/11/2024 17:11	09/11/2024 22:50	FO
120-82-1	1,2,4-Trichlorobenzene	ND		ug/L	0.20	0.50	1	EPA 8260C Certifications: NELAC-NY10854,NJDEP-CT005,NELAC-NY12058,PADEP-68-04	09/11/2024 17:11	09/11/2024 22:50	FO
96-12-8	1,2-Dibromo-3-chloropropane	ND	CCVE	ug/L	0.20	0.50	1	EPA 8260C Certifications: CTDOH-PH-0723,NELAC-NY10854,NJDEP-CT005,NELAC-NY12	09/11/2024 17:11	09/11/2024 22:50	FO
106-93-4	1,2-Dibromoethane	ND		ug/L	0.20	0.50	1	EPA 8260C Certifications: CTDOH-PH-0723,NELAC-NY10854,NJDEP-CT005,NELAC-NY12	09/11/2024 17:11	09/11/2024 22:50	FO
95-50-1	1,2-Dichlorobenzene	ND		ug/L	0.20	0.50	1	EPA 8260C Certifications: CTDOH-PH-0723,NELAC-NY10854,NJDEP-CT005,NELAC-NY12	09/11/2024 17:11	09/11/2024 22:50	FO
107-06-2	1,2-Dichloroethane	ND		ug/L	0.20	0.50	1	EPA 8260C Certifications: CTDOH-PH-0723,NELAC-NY10854,NJDEP-CT005,NELAC-NY12	09/11/2024 17:11	09/11/2024 22:50	FO
78-87-5	1,2-Dichloropropane	ND		ug/L	0.20	0.50	1	EPA 8260C Certifications: CTDOH-PH-0723,NELAC-NY10854,NJDEP-CT005,NELAC-NY12	09/11/2024 17:11	09/11/2024 22:50	FO
541-73-1	1,3-Dichlorobenzene	ND		ug/L	0.20	0.50	1	EPA 8260C Certifications: CTDOH-PH-0723,NELAC-NY10854,NJDEP-CT005,NELAC-NY12	09/11/2024 17:11	09/11/2024 22:50	FO
106-46-7	1,4-Dichlorobenzene	ND		ug/L	0.20	0.50	1	EPA 8260C Certifications: CTDOH-PH-0723,NELAC-NY10854,NJDEP-CT005,NELAC-NY12	09/11/2024 17:11	09/11/2024 22:50	FO
78-93-3	2-Butanone	ND		ug/L	0.20	0.50	1	EPA 8260C Certifications: CTDOH-PH-0723,NELAC-NY10854,NJDEP-CT005,NELAC-NY12	09/11/2024 17:11	09/11/2024 22:50	FO
591-78-6	2-Hexanone	ND		ug/L	0.20	0.50	1	EPA 8260C Certifications: CTDOH-PH-0723,NELAC-NY10854,NJDEP-CT005,NELAC-NY12	09/11/2024 17:11	09/11/2024 22:50	FO
108-10-1	4-Methyl-2-pentanone	ND		ug/L	0.20	0.50	1	EPA 8260C Certifications: CTDOH-PH-0723,NELAC-NY10854,NJDEP-CT005,NELAC-NY12	09/11/2024 17:11	09/11/2024 22:50	FO
67-64-1	Acetone	2.0	J	ug/L	1.0	2.0	1	EPA 8260C Certifications: CTDOH-PH-0723,NELAC-NY10854,NJDEP-CT005,NELAC-NY12	09/11/2024 17:11	09/11/2024 22:50	FO
71-43-2	Benzene	ND		ug/L	0.20	0.50	1	EPA 8260C Certifications: CTDOH-PH-0723,NELAC-NY10854,NJDEP-CT005,NELAC-NY12	09/11/2024 17:11	09/11/2024 22:50	FO
74-97-5	Bromochloromethane	ND		ug/L	0.20	0.50	1	EPA 8260C Certifications: NELAC-NY10854,NJDEP-CT005,NELAC-NY12058,PADEP-68-04	09/11/2024 17:11	09/11/2024 22:50	FO
75-27-4	Bromodichloromethane	ND		ug/L	0.20	0.50	1	EPA 8260C Certifications: CTDOH-PH-0723,NELAC-NY10854,NJDEP-CT005,NELAC-NY12	09/11/2024 17:11	09/11/2024 22:50	FO
75-25-2	Bromoform	ND		ug/L	0.20	0.50	1	EPA 8260C Certifications: CTDOH-PH-0723,NELAC-NY10854,NJDEP-CT005,NELAC-NY12	09/11/2024 17:11	09/11/2024 22:50	FO
74-83-9	Bromomethane	ND	CCVE	ug/L	0.20	0.50	1	EPA 8260C Certifications: CTDOH-PH-0723,NELAC-NY10854,NJDEP-CT005,NELAC-NY12	09/11/2024 17:11	09/11/2024 22:50	FO
75-15-0	Carbon disulfide	ND		ug/L	0.20	0.50	1	EPA 8260C Certifications: CTDOH-PH-0723,NELAC-NY10854,NJDEP-CT005,NELAC-NY12	09/11/2024 17:11	09/11/2024 22:50	FO



Sample Information

Client Sample ID: MW-32

York Sample ID: 24I0384-04

York Project (SDG) No.

Client Project ID

Matrix

Collection Date/Time

Date Received

24I0384

2222575 136 Fuller Rd

Ground Water

September 5, 2024 1:05 pm

09/09/2024

Volatile Organics, 8260 - TCL/SOM (low level)

Log-in Notes:

Sample Notes:

Sample Prepared by Method: EPA 5030B

CAS No.	Parameter	Result	Flag	Units	Reported to LOD/MDL	LOQ	Dilution	Reference Method	Date/Time Prepared	Date/Time Analyzed	Analyst
56-23-5	Carbon tetrachloride	ND		ug/L	0.20	0.50	1	EPA 8260C Certifications: CTDOH-PH-0723,NELAC-NY10854,NJDEP-CT005,NELAC-NY12	09/11/2024 17:11	09/11/2024 22:50	FO
108-90-7	Chlorobenzene	ND		ug/L	0.20	0.50	1	EPA 8260C Certifications: CTDOH-PH-0723,NELAC-NY10854,NJDEP-CT005,NELAC-NY12	09/11/2024 17:11	09/11/2024 22:50	FO
75-00-3	Chloroethane	ND		ug/L	0.20	0.50	1	EPA 8260C Certifications: CTDOH-PH-0723,NELAC-NY10854,NJDEP-CT005,NELAC-NY12	09/11/2024 17:11	09/11/2024 22:50	FO
67-66-3	Chloroform	ND		ug/L	0.20	0.50	1	EPA 8260C Certifications: CTDOH-PH-0723,NELAC-NY10854,NJDEP-CT005,NELAC-NY12	09/11/2024 17:11	09/11/2024 22:50	FO
74-87-3	Chloromethane	ND	CCVE	ug/L	0.20	0.50	1	EPA 8260C Certifications: CTDOH-PH-0723,NELAC-NY10854,NJDEP-CT005,NELAC-NY12	09/11/2024 17:11	09/11/2024 22:50	FO
156-59-2	cis-1,2-Dichloroethylene	110	QL-02	ug/L	2.0	5.0	10	EPA 8260C Certifications: CTDOH-PH-0723,NELAC-NY10854,NJDEP-CT005,NELAC-NY12	09/17/2024 08:00	09/17/2024 15:00	FO
10061-01-5	cis-1,3-Dichloropropylene	ND		ug/L	0.20	0.50	1	EPA 8260C Certifications: CTDOH-PH-0723,NELAC-NY10854,NJDEP-CT005,NELAC-NY12	09/11/2024 17:11	09/11/2024 22:50	FO
110-82-7	Cyclohexane	0.30	J	ug/L	0.20	0.50	1	EPA 8260C Certifications: NELAC-NY10854,NJDEP-CT005,NELAC-NY12058,PADEP-68-04	09/11/2024 17:11	09/11/2024 22:50	FO
124-48-1	Dibromochloromethane	ND		ug/L	0.20	0.50	1	EPA 8260C Certifications: CTDOH-PH-0723,NELAC-NY10854,NJDEP-CT005,NELAC-NY12	09/11/2024 17:11	09/11/2024 22:50	FO
75-71-8	Dichlorodifluoromethane	0.58	CCVE, QL-02	ug/L	0.20	0.50	1	EPA 8260C Certifications: NELAC-NY10854,NJDEP-CT005,NELAC-NY12058,PADEP-68-04	09/11/2024 17:11	09/11/2024 22:50	FO
100-41-4	Ethyl Benzene	ND		ug/L	0.20	0.50	1	EPA 8260C Certifications: CTDOH-PH-0723,NELAC-NY10854,NJDEP-CT005,NELAC-NY12	09/11/2024 17:11	09/11/2024 22:50	FO
98-82-8	Isopropylbenzene	ND		ug/L	0.20	0.50	1	EPA 8260C Certifications: CTDOH-PH-0723,NELAC-NY10854,NJDEP-CT005,NELAC-NY12	09/11/2024 17:11	09/11/2024 22:50	FO
79-20-9	Methyl acetate	ND		ug/L	0.20	0.50	1	EPA 8260C Certifications: NELAC-NY10854,NJDEP-CT005,NELAC-NY12058,PADEP-68-04	09/11/2024 17:11	09/11/2024 22:50	FO
1634-04-4	Methyl tert-butyl ether (MTBE)	0.69		ug/L	0.20	0.50	1	EPA 8260C Certifications: CTDOH-PH-0723,NELAC-NY10854,NJDEP-CT005,NELAC-NY12	09/11/2024 17:11	09/11/2024 22:50	FO
108-87-2	Methylcyclohexane	0.41	J	ug/L	0.20	0.50	1	EPA 8260C Certifications: NELAC-NY10854,NJDEP-CT005,NELAC-NY12058,PADEP-68-04	09/11/2024 17:11	09/11/2024 22:50	FO
75-09-2	Methylene chloride	ND		ug/L	1.0	2.0	1	EPA 8260C Certifications: CTDOH-PH-0723,NELAC-NY10854,NJDEP-CT005,NELAC-NY12	09/11/2024 17:11	09/11/2024 22:50	FO
95-47-6	o-Xylene	ND		ug/L	0.20	0.50	1	EPA 8260C Certifications: CTDOH-PH-0723,NELAC-NY10854,NELAC-NY12058,PADEP-68-04	09/11/2024 17:11	09/11/2024 22:50	FO
179601-23-1	p- & m- Xylenes	ND		ug/L	0.50	1.0	1	EPA 8260C Certifications: CTDOH-PH-0723,NELAC-NY10854,NELAC-NY12058,PADEP-68-04	09/11/2024 17:11	09/11/2024 22:50	FO
100-42-5	Styrene	ND		ug/L	0.20	0.50	1	EPA 8260C Certifications: CTDOH-PH-0723,NELAC-NY10854,NJDEP-CT005,NELAC-NY12	09/11/2024 17:11	09/11/2024 22:50	FO
127-18-4	Tetrachloroethylene	ND	CCVE, ICVE, QL-02	ug/L	0.20	0.50	1	EPA 8260C Certifications: CTDOH-PH-0723,NELAC-NY10854,NJDEP-CT005,NELAC-NY12	09/11/2024 17:11	09/11/2024 22:50	FO
108-88-3	Toluene	ND		ug/L	0.20	0.50	1	EPA 8260C Certifications: CTDOH-PH-0723,NELAC-NY10854,NJDEP-CT005,NELAC-NY12	09/11/2024 17:11	09/11/2024 22:50	FO
156-60-5	trans-1,2-Dichloroethylene	0.61		ug/L	0.20	0.50	1	EPA 8260C Certifications: CTDOH-PH-0723,NELAC-NY10854,NJDEP-CT005,NELAC-NY12	09/11/2024 17:11	09/11/2024 22:50	FO
10061-02-6	trans-1,3-Dichloropropylene	ND		ug/L	0.20	0.50	1	EPA 8260C Certifications: CTDOH-PH-0723,NELAC-NY10854,NJDEP-CT005,NELAC-NY12	09/11/2024 17:11	09/11/2024 22:50	FO



Sample Information

Client Sample ID: MW-32

York Sample ID: 24I0384-04

York Project (SDG) No.

Client Project ID

Matrix

Collection Date/Time

Date Received

24I0384

2222575 136 Fuller Rd

Ground Water

September 5, 2024 1:05 pm

09/09/2024

Volatile Organics, 8260 - TCL/SOM (low level)

Log-in Notes:

Sample Notes:

Sample Prepared by Method: EPA 5030B

CAS No.	Parameter	Result	Flag	Units	Reported to LOD/MDL	LOQ	Dilution	Reference Method	Date/Time Prepared	Date/Time Analyzed	Analyst
79-01-6	Trichloroethylene	77		ug/L	0.20	0.50	1	EPA 8260C Certifications: CTDOH-PH-0723,NELAC-NY10854,NJDEP-CT005,NELAC-NY1	09/11/2024 17:11	09/11/2024 22:50	FO
75-69-4	Trichlorofluoromethane	1.2		ug/L	0.20	0.50	1	EPA 8260C Certifications: CTDOH-PH-0723,NELAC-NY10854,NJDEP-CT005,NELAC-NY1	09/11/2024 17:11	09/11/2024 22:50	FO
75-01-4	Vinyl Chloride	ND		ug/L	0.20	0.50	1	EPA 8260C Certifications: CTDOH-PH-0723,NELAC-NY10854,NJDEP-CT005,NELAC-NY12	09/11/2024 17:11	09/11/2024 22:50	FO
1330-20-7	Xylenes, Total	ND		ug/L	0.60	1.5	1	EPA 8260C Certifications: CTDOH-PH-0723,NELAC-NY10854,NJDEP-CT005,NELAC-NY12	09/11/2024 17:11	09/11/2024 22:50	FO
	Surrogate Recoveries	Result			Acceptance Range						
17060-07-0	Surrogate: SURR: 1,2-Dichloroethane-d4	98.8 %			69-130						
2037-26-5	Surrogate: SURR: Toluene-d8	93.7 %			81-117						

Sample Information

Client Sample ID: MW-30

York Sample ID: 24I0384-05

York Project (SDG) No.

Client Project ID

Matrix

Collection Date/Time

Date Received

24I0384

2222575 136 Fuller Rd

Ground Water

September 5, 2024 1:58 pm

09/09/2024

Volatile Organics, 8260 - TCL/SOM (low level)

Log-in Notes:

Sample Notes:

Sample Prepared by Method: EPA 5030B

CAS No.	Parameter	Result	Flag	Units	Reported to LOD/MDL	LOQ	Dilution	Reference Method	Date/Time Prepared	Date/Time Analyzed	Analyst
71-55-6	1,1,1-Trichloroethane	1400		ug/L	10	25	50	EPA 8260C Certifications: CTDOH-PH-0723,NELAC-NY10854,NJDEP-CT005,NELAC-NY1	09/17/2024 08:00	09/17/2024 15:57	FO
79-34-5	1,1,2,2-Tetrachloroethane	ND		ug/L	0.20	0.50	1	EPA 8260C Certifications: CTDOH-PH-0723,NELAC-NY10854,NJDEP-CT005,NELAC-NY12	09/11/2024 17:11	09/11/2024 23:17	FO
76-13-1	1,1,2-Trichloro-1,2,2-trifluoroethane (Freon 113)	ND		ug/L	0.20	0.50	1	EPA 8260C Certifications: CTDOH-PH-0723,NELAC-NY10854,NJDEP-CT005,NELAC-NY12	09/11/2024 17:11	09/11/2024 23:17	FO
79-00-5	1,1,2-Trichloroethane	ND		ug/L	0.20	0.50	1	EPA 8260C Certifications: CTDOH-PH-0723,NELAC-NY10854,NJDEP-CT005,NELAC-NY12	09/11/2024 17:11	09/11/2024 23:17	FO
75-34-3	1,1-Dichloroethane	250		ug/L	10	25	50	EPA 8260C Certifications: CTDOH-PH-0723,NELAC-NY10854,NJDEP-CT005,NELAC-NY1	09/17/2024 08:00	09/17/2024 15:57	FO
75-35-4	1,1-Dichloroethylene	70		ug/L	0.20	0.50	1	EPA 8260C Certifications: CTDOH-PH-0723,NELAC-NY10854,NJDEP-CT005,NELAC-NY1	09/11/2024 17:11	09/11/2024 23:17	FO
87-61-6	1,2,3-Trichlorobenzene	ND		ug/L	0.20	0.50	1	EPA 8260C Certifications: NELAC-NY10854,NJDEP-CT005,NELAC-NY12058,PADEP-68-04	09/11/2024 17:11	09/11/2024 23:17	FO
120-82-1	1,2,4-Trichlorobenzene	ND		ug/L	0.20	0.50	1	EPA 8260C Certifications: NELAC-NY10854,NJDEP-CT005,NELAC-NY12058,PADEP-68-04	09/11/2024 17:11	09/11/2024 23:17	FO
96-12-8	1,2-Dibromo-3-chloropropane	ND	CCVE	ug/L	0.20	0.50	1	EPA 8260C Certifications: CTDOH-PH-0723,NELAC-NY10854,NJDEP-CT005,NELAC-NY12	09/11/2024 17:11	09/11/2024 23:17	FO
106-93-4	1,2-Dibromoethane	ND		ug/L	0.20	0.50	1	EPA 8260C Certifications: CTDOH-PH-0723,NELAC-NY10854,NJDEP-CT005,NELAC-NY12	09/11/2024 17:11	09/11/2024 23:17	FO



Sample Information

Client Sample ID: MW-30

York Sample ID: 24I0384-05

York Project (SDG) No.

Client Project ID

Matrix

Collection Date/Time

Date Received

24I0384

2222575 136 Fuller Rd

Ground Water

September 5, 2024 1:58 pm

09/09/2024

Volatile Organics, 8260 - TCL/SOM (low level)

Log-in Notes:

Sample Notes:

Sample Prepared by Method: EPA 5030B

CAS No.	Parameter	Result	Flag	Units	Reported to LOD/MDL	LOQ	Dilution	Reference Method	Date/Time Prepared	Date/Time Analyzed	Analyst
95-50-1	1,2-Dichlorobenzene	ND		ug/L	0.20	0.50	1	EPA 8260C Certifications: CTDOH-PH-0723,NELAC-NY10854,NJDEP-CT005,NELAC-NY12	09/11/2024 17:11	09/11/2024 23:17	FO
107-06-2	1,2-Dichloroethane	ND		ug/L	0.20	0.50	1	EPA 8260C Certifications: CTDOH-PH-0723,NELAC-NY10854,NJDEP-CT005,NELAC-NY12	09/11/2024 17:11	09/11/2024 23:17	FO
78-87-5	1,2-Dichloropropane	ND		ug/L	0.20	0.50	1	EPA 8260C Certifications: CTDOH-PH-0723,NELAC-NY10854,NJDEP-CT005,NELAC-NY12	09/11/2024 17:11	09/11/2024 23:17	FO
541-73-1	1,3-Dichlorobenzene	ND		ug/L	0.20	0.50	1	EPA 8260C Certifications: CTDOH-PH-0723,NELAC-NY10854,NJDEP-CT005,NELAC-NY12	09/11/2024 17:11	09/11/2024 23:17	FO
106-46-7	1,4-Dichlorobenzene	ND		ug/L	0.20	0.50	1	EPA 8260C Certifications: CTDOH-PH-0723,NELAC-NY10854,NJDEP-CT005,NELAC-NY12	09/11/2024 17:11	09/11/2024 23:17	FO
78-93-3	2-Butanone	ND		ug/L	0.20	0.50	1	EPA 8260C Certifications: CTDOH-PH-0723,NELAC-NY10854,NJDEP-CT005,NELAC-NY12	09/11/2024 17:11	09/11/2024 23:17	FO
591-78-6	2-Hexanone	ND		ug/L	0.20	0.50	1	EPA 8260C Certifications: CTDOH-PH-0723,NELAC-NY10854,NJDEP-CT005,NELAC-NY12	09/11/2024 17:11	09/11/2024 23:17	FO
108-10-1	4-Methyl-2-pentanone	ND		ug/L	0.20	0.50	1	EPA 8260C Certifications: CTDOH-PH-0723,NELAC-NY10854,NJDEP-CT005,NELAC-NY12	09/11/2024 17:11	09/11/2024 23:17	FO
67-64-1	Acetone	10	ICVE, QL-02	ug/L	1.0	2.0	1	EPA 8260C Certifications: CTDOH-PH-0723,NELAC-NY10854,NJDEP-CT005,NELAC-NY12	09/11/2024 17:11	09/11/2024 23:17	FO
71-43-2	Benzene	1.8		ug/L	0.20	0.50	1	EPA 8260C Certifications: CTDOH-PH-0723,NELAC-NY10854,NJDEP-CT005,NELAC-NY12	09/11/2024 17:11	09/11/2024 23:17	FO
74-97-5	Bromochloromethane	ND		ug/L	0.20	0.50	1	EPA 8260C Certifications: NELAC-NY10854,NJDEP-CT005,NELAC-NY12058,PADEP-68-04	09/11/2024 17:11	09/11/2024 23:17	FO
75-27-4	Bromodichloromethane	ND		ug/L	0.20	0.50	1	EPA 8260C Certifications: CTDOH-PH-0723,NELAC-NY10854,NJDEP-CT005,NELAC-NY12	09/11/2024 17:11	09/11/2024 23:17	FO
75-25-2	Bromoform	ND		ug/L	0.20	0.50	1	EPA 8260C Certifications: CTDOH-PH-0723,NELAC-NY10854,NJDEP-CT005,NELAC-NY12	09/11/2024 17:11	09/11/2024 23:17	FO
74-83-9	Bromomethane	ND	CCVE	ug/L	0.20	0.50	1	EPA 8260C Certifications: CTDOH-PH-0723,NELAC-NY10854,NJDEP-CT005,NELAC-NY12	09/11/2024 17:11	09/11/2024 23:17	FO
75-15-0	Carbon disulfide	1.6		ug/L	0.20	0.50	1	EPA 8260C Certifications: CTDOH-PH-0723,NELAC-NY10854,NJDEP-CT005,NELAC-NY12	09/11/2024 17:11	09/11/2024 23:17	FO
56-23-5	Carbon tetrachloride	ND		ug/L	0.20	0.50	1	EPA 8260C Certifications: CTDOH-PH-0723,NELAC-NY10854,NJDEP-CT005,NELAC-NY12	09/11/2024 17:11	09/11/2024 23:17	FO
108-90-7	Chlorobenzene	0.68		ug/L	0.20	0.50	1	EPA 8260C Certifications: CTDOH-PH-0723,NELAC-NY10854,NJDEP-CT005,NELAC-NY12	09/11/2024 17:11	09/11/2024 23:17	FO
75-00-3	Chloroethane	18		ug/L	0.20	0.50	1	EPA 8260C Certifications: CTDOH-PH-0723,NELAC-NY10854,NJDEP-CT005,NELAC-NY12	09/11/2024 17:11	09/11/2024 23:17	FO
67-66-3	Chloroform	0.31	J	ug/L	0.20	0.50	1	EPA 8260C Certifications: CTDOH-PH-0723,NELAC-NY10854,NJDEP-CT005,NELAC-NY12	09/11/2024 17:11	09/11/2024 23:17	FO
74-87-3	Chloromethane	ND	CCVE	ug/L	0.20	0.50	1	EPA 8260C Certifications: CTDOH-PH-0723,NELAC-NY10854,NJDEP-CT005,NELAC-NY12	09/11/2024 17:11	09/11/2024 23:17	FO
156-59-2	cis-1,2-Dichloroethylene	1500		ug/L	10	25	50	EPA 8260C Certifications: CTDOH-PH-0723,NELAC-NY10854,NJDEP-CT005,NELAC-NY12	09/17/2024 08:00	09/17/2024 15:57	FO
10061-01-5	cis-1,3-Dichloropropylene	ND		ug/L	0.20	0.50	1	EPA 8260C Certifications: CTDOH-PH-0723,NELAC-NY10854,NJDEP-CT005,NELAC-NY12	09/11/2024 17:11	09/11/2024 23:17	FO
110-82-7	Cyclohexane	ND		ug/L	0.20	0.50	1	EPA 8260C Certifications: NELAC-NY10854,NJDEP-CT005,NELAC-NY12058,PADEP-68-04	09/11/2024 17:11	09/11/2024 23:17	FO



Sample Information

Client Sample ID: MW-30

York Sample ID: 24I0384-05

York Project (SDG) No.

Client Project ID

Matrix

Collection Date/Time

Date Received

24I0384

2222575 136 Fuller Rd

Ground Water

September 5, 2024 1:58 pm

09/09/2024

Volatile Organics, 8260 - TCL/SOM (low level)

Log-in Notes:

Sample Notes:

Sample Prepared by Method: EPA 5030B

CAS No.	Parameter	Result	Flag	Units	Reported to LOD/MDL	LOQ	Dilution	Reference Method	Date/Time Prepared	Date/Time Analyzed	Analyst
124-48-1	Dibromochloromethane	ND		ug/L	0.20	0.50	1	EPA 8260C Certifications: CTDOH-PH-0723,NELAC-NY10854,NJDEP-CT005,NELAC-NY12	09/11/2024 17:11	09/11/2024 23:17	FO
75-71-8	Dichlorodifluoromethane	120		ug/L	10	25	50	EPA 8260C Certifications: NELAC-NY10854,NJDEP-CT005,NELAC-NY12058,PADEP-68-04	09/17/2024 08:00	09/17/2024 15:57	FO
100-41-4	Ethyl Benzene	15		ug/L	0.20	0.50	1	EPA 8260C Certifications: CTDOH-PH-0723,NELAC-NY10854,NJDEP-CT005,NELAC-NY1:	09/11/2024 17:11	09/11/2024 23:17	FO
98-82-8	Isopropylbenzene	1.1		ug/L	0.20	0.50	1	EPA 8260C Certifications: CTDOH-PH-0723,NELAC-NY10854,NJDEP-CT005,NELAC-NY1:	09/11/2024 17:11	09/11/2024 23:17	FO
79-20-9	Methyl acetate	ND		ug/L	0.20	0.50	1	EPA 8260C Certifications: NELAC-NY10854,NJDEP-CT005,NELAC-NY12058,PADEP-68-04	09/11/2024 17:11	09/11/2024 23:17	FO
1634-04-4	Methyl tert-butyl ether (MTBE)	ND		ug/L	0.20	0.50	1	EPA 8260C Certifications: CTDOH-PH-0723,NELAC-NY10854,NJDEP-CT005,NELAC-NY12	09/11/2024 17:11	09/11/2024 23:17	FO
108-87-2	Methylcyclohexane	3.5		ug/L	0.20	0.50	1	EPA 8260C Certifications: NELAC-NY10854,NJDEP-CT005,NELAC-NY12058,PADEP-68-04	09/11/2024 17:11	09/11/2024 23:17	FO
75-09-2	Methylene chloride	ND		ug/L	1.0	2.0	1	EPA 8260C Certifications: CTDOH-PH-0723,NELAC-NY10854,NJDEP-CT005,NELAC-NY12	09/11/2024 17:11	09/11/2024 23:17	FO
95-47-6	o-Xylene	91		ug/L	0.20	0.50	1	EPA 8260C Certifications: CTDOH-PH-0723,NELAC-NY10854,NELAC-NY12058,PADEP-68	09/11/2024 17:11	09/11/2024 23:17	FO
179601-23-1	p- & m- Xylenes	65		ug/L	0.50	1.0	1	EPA 8260C Certifications: CTDOH-PH-0723,NELAC-NY10854,NELAC-NY12058,PADEP-68	09/11/2024 17:11	09/11/2024 23:17	FO
100-42-5	Styrene	ND		ug/L	0.20	0.50	1	EPA 8260C Certifications: CTDOH-PH-0723,NELAC-NY10854,NJDEP-CT005,NELAC-NY12	09/11/2024 17:11	09/11/2024 23:17	FO
127-18-4	Tetrachloroethylene	17000		ug/L	100	250	500	EPA 8260C Certifications: CTDOH-PH-0723,NELAC-NY10854,NJDEP-CT005,NELAC-NY1:	09/17/2024 08:00	09/17/2024 16:25	FO
108-88-3	Toluene	71		ug/L	0.20	0.50	1	EPA 8260C Certifications: CTDOH-PH-0723,NELAC-NY10854,NJDEP-CT005,NELAC-NY1:	09/11/2024 17:11	09/11/2024 23:17	FO
156-60-5	trans-1,2-Dichloroethylene	29		ug/L	0.20	0.50	1	EPA 8260C Certifications: CTDOH-PH-0723,NELAC-NY10854,NJDEP-CT005,NELAC-NY1:	09/11/2024 17:11	09/11/2024 23:17	FO
10061-02-6	trans-1,3-Dichloropropylene	ND		ug/L	0.20	0.50	1	EPA 8260C Certifications: CTDOH-PH-0723,NELAC-NY10854,NJDEP-CT005,NELAC-NY12	09/11/2024 17:11	09/11/2024 23:17	FO
79-01-6	Trichloroethylene	1300		ug/L	10	25	50	EPA 8260C Certifications: CTDOH-PH-0723,NELAC-NY10854,NJDEP-CT005,NELAC-NY1:	09/17/2024 08:00	09/17/2024 15:57	FO
75-69-4	Trichlorofluoromethane	670		ug/L	10	25	50	EPA 8260C Certifications: CTDOH-PH-0723,NELAC-NY10854,NJDEP-CT005,NELAC-NY1:	09/17/2024 08:00	09/17/2024 15:57	FO
75-01-4	Vinyl Chloride	44		ug/L	0.20	0.50	1	EPA 8260C Certifications: CTDOH-PH-0723,NELAC-NY10854,NJDEP-CT005,NELAC-NY1:	09/11/2024 17:11	09/11/2024 23:17	FO
1330-20-7	Xylenes, Total	160		ug/L	0.60	1.5	1	EPA 8260C Certifications: CTDOH-PH-0723,NELAC-NY10854,NJDEP-CT005,NELAC-NY1:	09/11/2024 17:11	09/11/2024 23:17	FO



Sample Information

Client Sample ID: MW-27

York Sample ID: 24I0384-06

York Project (SDG) No.

Client Project ID

Matrix

Collection Date/Time

Date Received

24I0384

2222575 136 Fuller Rd

Ground Water

September 5, 2024 2:45 pm

09/09/2024

Volatile Organics, 8260 - TCL/SOM (low level)

Log-in Notes:

Sample Notes:

Sample Prepared by Method: EPA 5030B

CAS No.	Parameter	Result	Flag	Units	Reported to LOD/MDL	LOQ	Dilution	Reference Method	Date/Time Prepared	Date/Time Analyzed	Analyst
71-55-6	1,1,1-Trichloroethane	0.37	J	ug/L	0.20	0.50	1	EPA 8260C Certifications: CTDOH-PH-0723,NELAC-NY10854,NJDEP-CT005,NELAC-NY1	09/17/2024 08:00	09/17/2024 13:34	FO
79-34-5	1,1,2,2-Tetrachloroethane	ND		ug/L	0.20	0.50	1	EPA 8260C Certifications: CTDOH-PH-0723,NELAC-NY10854,NJDEP-CT005,NELAC-NY12	09/17/2024 08:00	09/17/2024 13:34	FO
76-13-1	1,1,2-Trichloro-1,2,2-trifluoroethane (Freon 113)	ND		ug/L	0.20	0.50	1	EPA 8260C Certifications: CTDOH-PH-0723,NELAC-NY10854,NJDEP-CT005,NELAC-NY12	09/17/2024 08:00	09/17/2024 13:34	FO
79-00-5	1,1,2-Trichloroethane	ND	QL-02	ug/L	0.20	0.50	1	EPA 8260C Certifications: CTDOH-PH-0723,NELAC-NY10854,NJDEP-CT005,NELAC-NY12	09/17/2024 08:00	09/17/2024 13:34	FO
75-34-3	1,1-Dichloroethane	17	QL-02	ug/L	0.20	0.50	1	EPA 8260C Certifications: CTDOH-PH-0723,NELAC-NY10854,NJDEP-CT005,NELAC-NY1	09/17/2024 08:00	09/17/2024 13:34	FO
75-35-4	1,1-Dichloroethylene	0.48	J	ug/L	0.20	0.50	1	EPA 8260C Certifications: CTDOH-PH-0723,NELAC-NY10854,NJDEP-CT005,NELAC-NY1	09/17/2024 08:00	09/17/2024 13:34	FO
87-61-6	1,2,3-Trichlorobenzene	ND	CCVE	ug/L	0.20	0.50	1	EPA 8260C Certifications: NELAC-NY10854,NJDEP-CT005,NELAC-NY12058,PADEP-68-04	09/17/2024 08:00	09/17/2024 13:34	FO
120-82-1	1,2,4-Trichlorobenzene	ND	CCVE	ug/L	0.20	0.50	1	EPA 8260C Certifications: NELAC-NY10854,NJDEP-CT005,NELAC-NY12058,PADEP-68-04	09/17/2024 08:00	09/17/2024 13:34	FO
96-12-8	1,2-Dibromo-3-chloropropane	ND	CCVE	ug/L	0.20	0.50	1	EPA 8260C Certifications: CTDOH-PH-0723,NELAC-NY10854,NJDEP-CT005,NELAC-NY12	09/17/2024 08:00	09/17/2024 13:34	FO
106-93-4	1,2-Dibromoethane	ND		ug/L	0.20	0.50	1	EPA 8260C Certifications: CTDOH-PH-0723,NELAC-NY10854,NJDEP-CT005,NELAC-NY12	09/17/2024 08:00	09/17/2024 13:34	FO
95-50-1	1,2-Dichlorobenzene	ND		ug/L	0.20	0.50	1	EPA 8260C Certifications: CTDOH-PH-0723,NELAC-NY10854,NJDEP-CT005,NELAC-NY12	09/17/2024 08:00	09/17/2024 13:34	FO
107-06-2	1,2-Dichloroethane	ND		ug/L	0.20	0.50	1	EPA 8260C Certifications: CTDOH-PH-0723,NELAC-NY10854,NJDEP-CT005,NELAC-NY12	09/17/2024 08:00	09/17/2024 13:34	FO
78-87-5	1,2-Dichloropropane	ND		ug/L	0.20	0.50	1	EPA 8260C Certifications: CTDOH-PH-0723,NELAC-NY10854,NJDEP-CT005,NELAC-NY12	09/17/2024 08:00	09/17/2024 13:34	FO
541-73-1	1,3-Dichlorobenzene	ND	QL-02	ug/L	0.20	0.50	1	EPA 8260C Certifications: CTDOH-PH-0723,NELAC-NY10854,NJDEP-CT005,NELAC-NY12	09/17/2024 08:00	09/17/2024 13:34	FO
106-46-7	1,4-Dichlorobenzene	ND	QL-02	ug/L	0.20	0.50	1	EPA 8260C Certifications: CTDOH-PH-0723,NELAC-NY10854,NJDEP-CT005,NELAC-NY12	09/17/2024 08:00	09/17/2024 13:34	FO
78-93-3	2-Butanone	ND		ug/L	0.20	0.50	1	EPA 8260C Certifications: CTDOH-PH-0723,NELAC-NY10854,NJDEP-CT005,NELAC-NY12	09/17/2024 08:00	09/17/2024 13:34	FO
591-78-6	2-Hexanone	ND		ug/L	0.20	0.50	1	EPA 8260C Certifications: CTDOH-PH-0723,NELAC-NY10854,NJDEP-CT005,NELAC-NY12	09/17/2024 08:00	09/17/2024 13:34	FO
108-10-1	4-Methyl-2-pentanone	ND		ug/L	0.20	0.50	1	EPA 8260C Certifications: CTDOH-PH-0723,NELAC-NY10854,NJDEP-CT005,NELAC-NY12	09/17/2024 08:00	09/17/2024 13:34	FO
67-64-1	Acetone	6.2	ICVE, QL-02	ug/L	1.0	2.0	1	EPA 8260C Certifications: CTDOH-PH-0723,NELAC-NY10854,NJDEP-CT005,NELAC-NY1	09/17/2024 08:00	09/17/2024 13:34	FO
71-43-2	Benzene	ND	QL-02	ug/L	0.20	0.50	1	EPA 8260C Certifications: CTDOH-PH-0723,NELAC-NY10854,NJDEP-CT005,NELAC-NY12	09/17/2024 08:00	09/17/2024 13:34	FO
74-97-5	Bromochloromethane	ND		ug/L	0.20	0.50	1	EPA 8260C Certifications: NELAC-NY10854,NJDEP-CT005,NELAC-NY12058,PADEP-68-04	09/17/2024 08:00	09/17/2024 13:34	FO
75-27-4	Bromodichloromethane	ND		ug/L	0.20	0.50	1	EPA 8260C Certifications: CTDOH-PH-0723,NELAC-NY10854,NJDEP-CT005,NELAC-NY12	09/17/2024 08:00	09/17/2024 13:34	FO
75-25-2	Bromoform	ND		ug/L	0.20	0.50	1	EPA 8260C Certifications: CTDOH-PH-0723,NELAC-NY10854,NJDEP-CT005,NELAC-NY12	09/17/2024 08:00	09/17/2024 13:34	FO



Sample Information

Client Sample ID: MW-27

York Sample ID: 24I0384-06

York Project (SDG) No.

Client Project ID

Matrix

Collection Date/Time

Date Received

24I0384

2222575 136 Fuller Rd

Ground Water

September 5, 2024 2:45 pm

09/09/2024

Volatile Organics, 8260 - TCL/SOM (low level)

Log-in Notes:

Sample Notes:

Sample Prepared by Method: EPA 5030B

CAS No.	Parameter	Result	Flag	Units	Reported to LOD/MDL	LOQ	Dilution	Reference Method	Date/Time Prepared	Date/Time Analyzed	Analyst
74-83-9	Bromomethane	ND	CCVE, QL-02	ug/L	0.20	0.50	1	EPA 8260C Certifications: CTDOH-PH-0723,NELAC-NY10854,NJDEP-CT005,NELAC-NY12	09/17/2024 08:00	09/17/2024 13:34	FO
75-15-0	Carbon disulfide	ND		ug/L	0.20	0.50	1	EPA 8260C Certifications: CTDOH-PH-0723,NELAC-NY10854,NJDEP-CT005,NELAC-NY12	09/17/2024 08:00	09/17/2024 13:34	FO
56-23-5	Carbon tetrachloride	ND		ug/L	0.20	0.50	1	EPA 8260C Certifications: CTDOH-PH-0723,NELAC-NY10854,NJDEP-CT005,NELAC-NY12	09/17/2024 08:00	09/17/2024 13:34	FO
108-90-7	Chlorobenzene	ND	QL-02	ug/L	0.20	0.50	1	EPA 8260C Certifications: CTDOH-PH-0723,NELAC-NY10854,NJDEP-CT005,NELAC-NY12	09/17/2024 08:00	09/17/2024 13:34	FO
75-00-3	Chloroethane	3.2	CCVE	ug/L	0.20	0.50	1	EPA 8260C Certifications: CTDOH-PH-0723,NELAC-NY10854,NJDEP-CT005,NELAC-NY12	09/17/2024 08:00	09/17/2024 13:34	FO
67-66-3	Chloroform	ND	QL-02	ug/L	0.20	0.50	1	EPA 8260C Certifications: CTDOH-PH-0723,NELAC-NY10854,NJDEP-CT005,NELAC-NY12	09/17/2024 08:00	09/17/2024 13:34	FO
74-87-3	Chloromethane	ND	CCVE	ug/L	0.20	0.50	1	EPA 8260C Certifications: CTDOH-PH-0723,NELAC-NY10854,NJDEP-CT005,NELAC-NY12	09/17/2024 08:00	09/17/2024 13:34	FO
156-59-2	cis-1,2-Dichloroethylene	45	QL-02	ug/L	0.20	0.50	1	EPA 8260C Certifications: CTDOH-PH-0723,NELAC-NY10854,NJDEP-CT005,NELAC-NY12	09/17/2024 08:00	09/17/2024 13:34	FO
10061-01-5	cis-1,3-Dichloropropylene	ND	QL-02	ug/L	0.20	0.50	1	EPA 8260C Certifications: CTDOH-PH-0723,NELAC-NY10854,NJDEP-CT005,NELAC-NY12	09/17/2024 08:00	09/17/2024 13:34	FO
110-82-7	Cyclohexane	ND		ug/L	0.20	0.50	1	EPA 8260C Certifications: NELAC-NY10854,NJDEP-CT005,NELAC-NY12058,PADEP-68-04	09/17/2024 08:00	09/17/2024 13:34	FO
124-48-1	Dibromochloromethane	ND		ug/L	0.20	0.50	1	EPA 8260C Certifications: CTDOH-PH-0723,NELAC-NY10854,NJDEP-CT005,NELAC-NY12	09/17/2024 08:00	09/17/2024 13:34	FO
75-71-8	Dichlorodifluoromethane	7.0	CCVE, QL-02	ug/L	0.20	0.50	1	EPA 8260C Certifications: NELAC-NY10854,NJDEP-CT005,NELAC-NY12058,PADEP-68-04	09/17/2024 08:00	09/17/2024 13:34	FO
100-41-4	Ethyl Benzene	ND		ug/L	0.20	0.50	1	EPA 8260C Certifications: CTDOH-PH-0723,NELAC-NY10854,NJDEP-CT005,NELAC-NY12	09/17/2024 08:00	09/17/2024 13:34	FO
98-82-8	Isopropylbenzene	ND		ug/L	0.20	0.50	1	EPA 8260C Certifications: CTDOH-PH-0723,NELAC-NY10854,NJDEP-CT005,NELAC-NY12	09/17/2024 08:00	09/17/2024 13:34	FO
79-20-9	Methyl acetate	ND		ug/L	0.20	0.50	1	EPA 8260C Certifications: NELAC-NY10854,NJDEP-CT005,NELAC-NY12058,PADEP-68-04	09/17/2024 08:00	09/17/2024 13:34	FO
1634-04-4	Methyl tert-butyl ether (MTBE)	ND		ug/L	0.20	0.50	1	EPA 8260C Certifications: CTDOH-PH-0723,NELAC-NY10854,NJDEP-CT005,NELAC-NY12	09/17/2024 08:00	09/17/2024 13:34	FO
108-87-2	Methylcyclohexane	ND		ug/L	0.20	0.50	1	EPA 8260C Certifications: NELAC-NY10854,NJDEP-CT005,NELAC-NY12058,PADEP-68-04	09/17/2024 08:00	09/17/2024 13:34	FO
75-09-2	Methylene chloride	ND		ug/L	1.0	2.0	1	EPA 8260C Certifications: CTDOH-PH-0723,NELAC-NY10854,NJDEP-CT005,NELAC-NY12	09/17/2024 08:00	09/17/2024 13:34	FO
95-47-6	o-Xylene	0.27	J	ug/L	0.20	0.50	1	EPA 8260C Certifications: CTDOH-PH-0723,NELAC-NY10854,NELAC-NY12058,PADEP-68	09/17/2024 08:00	09/17/2024 13:34	FO
179601-23-1	p- & m- Xylenes	ND		ug/L	0.50	1.0	1	EPA 8260C Certifications: CTDOH-PH-0723,NELAC-NY10854,NELAC-NY12058,PADEP-68	09/17/2024 08:00	09/17/2024 13:34	FO
100-42-5	Styrene	ND		ug/L	0.20	0.50	1	EPA 8260C Certifications: CTDOH-PH-0723,NELAC-NY10854,NJDEP-CT005,NELAC-NY12	09/17/2024 08:00	09/17/2024 13:34	FO
127-18-4	Tetrachloroethylene	4.0	CCVE, ICVE, QL-02, VOA-C O	ug/L	0.20	0.50	1	EPA 8260C Certifications: CTDOH-PH-0723,NELAC-NY10854,NJDEP-CT005,NELAC-NY12	09/17/2024 08:00	09/17/2024 13:34	FO



Sample Information

Client Sample ID: MW-27

York Sample ID: 24I0384-06

York Project (SDG) No.

Client Project ID

Matrix

Collection Date/Time

Date Received

24I0384

2222575 136 Fuller Rd

Ground Water

September 5, 2024 2:45 pm

09/09/2024

Volatile Organics, 8260 - TCL/SOM (low level)

Log-in Notes:

Sample Notes:

Sample Prepared by Method: EPA 5030B

Table with 12 columns: CAS No., Parameter, Result, Flag, Units, Reported to LOD/MDL, LOQ, Dilution, Reference Method, Date/Time Prepared, Date/Time Analyzed, Analyst. Rows include Toluene, trans-1,2-Dichloroethylene, trans-1,3-Dichloropropylene, Trichloroethylene, Trichlorofluoromethane, Vinyl Chloride, and Xylenes, Total.

Sample Information

Client Sample ID: MW-25

York Sample ID: 24I0384-07

York Project (SDG) No.

Client Project ID

Matrix

Collection Date/Time

Date Received

24I0384

2222575 136 Fuller Rd

Ground Water

September 5, 2024 2:50 pm

09/09/2024

Volatile Organics, 8260 - TCL/SOM (low level)

Log-in Notes:

Sample Notes:

Sample Prepared by Method: EPA 5030B

Table with 12 columns: CAS No., Parameter, Result, Flag, Units, Reported to LOD/MDL, LOQ, Dilution, Reference Method, Date/Time Prepared, Date/Time Analyzed, Analyst. Rows include 1,1,1-Trichloroethane, 1,1,2,2-Tetrachloroethane, 1,1,2-Trichloro-1,2,2-trifluoroethane (Freon 113), 1,1,2-Trichloroethane, 1,1-Dichloroethane, 1,1-Dichloroethylene, 1,2,3-Trichlorobenzene, 1,2,4-Trichlorobenzene, and 1,2-Dibromo-3-chloropropane.



Sample Information

Client Sample ID: MW-25

York Sample ID: 24I0384-07

York Project (SDG) No.

Client Project ID

Matrix

Collection Date/Time

Date Received

24I0384

2222575 136 Fuller Rd

Ground Water

September 5, 2024 2:50 pm

09/09/2024

Volatile Organics, 8260 - TCL/SOM (low level)

Log-in Notes:

Sample Notes:

Sample Prepared by Method: EPA 5030B

CAS No.	Parameter	Result	Flag	Units	Reported to LOD/MDL	LOQ	Dilution	Reference Method	Date/Time Prepared	Date/Time Analyzed	Analyst
106-93-4	1,2-Dibromoethane	ND		ug/L	0.20	0.50	1	EPA 8260C Certifications: CTDOH-PH-0723,NELAC-NY10854,NJDEP-CT005,NELAC-NY12	09/17/2024 08:00	09/17/2024 14:03	FO
95-50-1	1,2-Dichlorobenzene	ND		ug/L	0.20	0.50	1	EPA 8260C Certifications: CTDOH-PH-0723,NELAC-NY10854,NJDEP-CT005,NELAC-NY12	09/17/2024 08:00	09/17/2024 14:03	FO
107-06-2	1,2-Dichloroethane	ND		ug/L	0.20	0.50	1	EPA 8260C Certifications: CTDOH-PH-0723,NELAC-NY10854,NJDEP-CT005,NELAC-NY12	09/17/2024 08:00	09/17/2024 14:03	FO
78-87-5	1,2-Dichloropropane	ND		ug/L	0.20	0.50	1	EPA 8260C Certifications: CTDOH-PH-0723,NELAC-NY10854,NJDEP-CT005,NELAC-NY12	09/17/2024 08:00	09/17/2024 14:03	FO
541-73-1	1,3-Dichlorobenzene	ND	QL-02	ug/L	0.20	0.50	1	EPA 8260C Certifications: CTDOH-PH-0723,NELAC-NY10854,NJDEP-CT005,NELAC-NY12	09/17/2024 08:00	09/17/2024 14:03	FO
106-46-7	1,4-Dichlorobenzene	ND	QL-02	ug/L	0.20	0.50	1	EPA 8260C Certifications: CTDOH-PH-0723,NELAC-NY10854,NJDEP-CT005,NELAC-NY12	09/17/2024 08:00	09/17/2024 14:03	FO
78-93-3	2-Butanone	ND		ug/L	0.20	0.50	1	EPA 8260C Certifications: CTDOH-PH-0723,NELAC-NY10854,NJDEP-CT005,NELAC-NY12	09/17/2024 08:00	09/17/2024 14:03	FO
591-78-6	2-Hexanone	ND		ug/L	0.20	0.50	1	EPA 8260C Certifications: CTDOH-PH-0723,NELAC-NY10854,NJDEP-CT005,NELAC-NY12	09/17/2024 08:00	09/17/2024 14:03	FO
108-10-1	4-Methyl-2-pentanone	ND		ug/L	0.20	0.50	1	EPA 8260C Certifications: CTDOH-PH-0723,NELAC-NY10854,NJDEP-CT005,NELAC-NY12	09/17/2024 08:00	09/17/2024 14:03	FO
67-64-1	Acetone	5.1	ICVE, QL-02	ug/L	1.0	2.0	1	EPA 8260C Certifications: CTDOH-PH-0723,NELAC-NY10854,NJDEP-CT005,NELAC-NY12	09/17/2024 08:00	09/17/2024 14:03	FO
71-43-2	Benzene	ND	QL-02	ug/L	0.20	0.50	1	EPA 8260C Certifications: CTDOH-PH-0723,NELAC-NY10854,NJDEP-CT005,NELAC-NY12	09/17/2024 08:00	09/17/2024 14:03	FO
74-97-5	Bromochloromethane	ND		ug/L	0.20	0.50	1	EPA 8260C Certifications: NELAC-NY10854,NJDEP-CT005,NELAC-NY12058,PADEP-68-04	09/17/2024 08:00	09/17/2024 14:03	FO
75-27-4	Bromodichloromethane	ND		ug/L	0.20	0.50	1	EPA 8260C Certifications: CTDOH-PH-0723,NELAC-NY10854,NJDEP-CT005,NELAC-NY12	09/17/2024 08:00	09/17/2024 14:03	FO
75-25-2	Bromoform	ND		ug/L	0.20	0.50	1	EPA 8260C Certifications: CTDOH-PH-0723,NELAC-NY10854,NJDEP-CT005,NELAC-NY12	09/17/2024 08:00	09/17/2024 14:03	FO
74-83-9	Bromomethane	ND	CCVE, QL-02	ug/L	0.20	0.50	1	EPA 8260C Certifications: CTDOH-PH-0723,NELAC-NY10854,NJDEP-CT005,NELAC-NY12	09/17/2024 08:00	09/17/2024 14:03	FO
75-15-0	Carbon disulfide	ND		ug/L	0.20	0.50	1	EPA 8260C Certifications: CTDOH-PH-0723,NELAC-NY10854,NJDEP-CT005,NELAC-NY12	09/17/2024 08:00	09/17/2024 14:03	FO
56-23-5	Carbon tetrachloride	ND		ug/L	0.20	0.50	1	EPA 8260C Certifications: CTDOH-PH-0723,NELAC-NY10854,NJDEP-CT005,NELAC-NY12	09/17/2024 08:00	09/17/2024 14:03	FO
108-90-7	Chlorobenzene	ND	QL-02	ug/L	0.20	0.50	1	EPA 8260C Certifications: CTDOH-PH-0723,NELAC-NY10854,NJDEP-CT005,NELAC-NY12	09/17/2024 08:00	09/17/2024 14:03	FO
75-00-3	Chloroethane	2.9	CCVE	ug/L	0.20	0.50	1	EPA 8260C Certifications: CTDOH-PH-0723,NELAC-NY10854,NJDEP-CT005,NELAC-NY12	09/17/2024 08:00	09/17/2024 14:03	FO
67-66-3	Chloroform	ND	QL-02	ug/L	0.20	0.50	1	EPA 8260C Certifications: CTDOH-PH-0723,NELAC-NY10854,NJDEP-CT005,NELAC-NY12	09/17/2024 08:00	09/17/2024 14:03	FO
74-87-3	Chloromethane	ND	CCVE	ug/L	0.20	0.50	1	EPA 8260C Certifications: CTDOH-PH-0723,NELAC-NY10854,NJDEP-CT005,NELAC-NY12	09/17/2024 08:00	09/17/2024 14:03	FO
156-59-2	cis-1,2-Dichloroethylene	21	QL-02	ug/L	0.20	0.50	1	EPA 8260C Certifications: CTDOH-PH-0723,NELAC-NY10854,NJDEP-CT005,NELAC-NY12	09/17/2024 08:00	09/17/2024 14:03	FO
10061-01-5	cis-1,3-Dichloropropylene	ND	QL-02	ug/L	0.20	0.50	1	EPA 8260C Certifications: CTDOH-PH-0723,NELAC-NY10854,NJDEP-CT005,NELAC-NY12	09/17/2024 08:00	09/17/2024 14:03	FO



Sample Information

Client Sample ID: MW-25

York Sample ID: 24I0384-07

York Project (SDG) No.

Client Project ID

Matrix

Collection Date/Time

Date Received

24I0384

2222575 136 Fuller Rd

Ground Water

September 5, 2024 2:50 pm

09/09/2024

Volatile Organics, 8260 - TCL/SOM (low level)

Log-in Notes:

Sample Notes:

Sample Prepared by Method: EPA 5030B

CAS No.	Parameter	Result	Flag	Units	Reported to LOD/MDL	LOQ	Dilution	Reference Method	Date/Time Prepared	Date/Time Analyzed	Analyst
110-82-7	Cyclohexane	ND		ug/L	0.20	0.50	1	EPA 8260C Certifications: NELAC-NY10854,NJDEP-CT005,NELAC-NY12058,PADEP-68-04	09/17/2024 08:00	09/17/2024 14:03	FO
124-48-1	Dibromochloromethane	ND		ug/L	0.20	0.50	1	EPA 8260C Certifications: CTDOH-PH-0723,NELAC-NY10854,NJDEP-CT005,NELAC-NY12	09/17/2024 08:00	09/17/2024 14:03	FO
75-71-8	Dichlorodifluoromethane	3.8	CCVE, QL-02	ug/L	0.20	0.50	1	EPA 8260C Certifications: NELAC-NY10854,NJDEP-CT005,NELAC-NY12058,PADEP-68-04	09/17/2024 08:00	09/17/2024 14:03	FO
100-41-4	Ethyl Benzene	ND		ug/L	0.20	0.50	1	EPA 8260C Certifications: CTDOH-PH-0723,NELAC-NY10854,NJDEP-CT005,NELAC-NY12	09/17/2024 08:00	09/17/2024 14:03	FO
98-82-8	Isopropylbenzene	ND		ug/L	0.20	0.50	1	EPA 8260C Certifications: CTDOH-PH-0723,NELAC-NY10854,NJDEP-CT005,NELAC-NY12	09/17/2024 08:00	09/17/2024 14:03	FO
79-20-9	Methyl acetate	ND		ug/L	0.20	0.50	1	EPA 8260C Certifications: NELAC-NY10854,NJDEP-CT005,NELAC-NY12058,PADEP-68-04	09/17/2024 08:00	09/17/2024 14:03	FO
1634-04-4	Methyl tert-butyl ether (MTBE)	ND		ug/L	0.20	0.50	1	EPA 8260C Certifications: CTDOH-PH-0723,NELAC-NY10854,NJDEP-CT005,NELAC-NY12	09/17/2024 08:00	09/17/2024 14:03	FO
108-87-2	Methylcyclohexane	ND		ug/L	0.20	0.50	1	EPA 8260C Certifications: NELAC-NY10854,NJDEP-CT005,NELAC-NY12058,PADEP-68-04	09/17/2024 08:00	09/17/2024 14:03	FO
75-09-2	Methylene chloride	ND		ug/L	1.0	2.0	1	EPA 8260C Certifications: CTDOH-PH-0723,NELAC-NY10854,NJDEP-CT005,NELAC-NY12	09/17/2024 08:00	09/17/2024 14:03	FO
95-47-6	o-Xylene	ND		ug/L	0.20	0.50	1	EPA 8260C Certifications: CTDOH-PH-0723,NELAC-NY10854,NELAC-NY12058,PADEP-68-	09/17/2024 08:00	09/17/2024 14:03	FO
179601-23-1	p- & m- Xylenes	ND		ug/L	0.50	1.0	1	EPA 8260C Certifications: CTDOH-PH-0723,NELAC-NY10854,NELAC-NY12058,PADEP-68-	09/17/2024 08:00	09/17/2024 14:03	FO
100-42-5	Styrene	ND		ug/L	0.20	0.50	1	EPA 8260C Certifications: CTDOH-PH-0723,NELAC-NY10854,NJDEP-CT005,NELAC-NY12	09/17/2024 08:00	09/17/2024 14:03	FO
127-18-4	Tetrachloroethylene	ND	CCVE, ICVE, QL-02, VOA-C O	ug/L	0.20	0.50	1	EPA 8260C Certifications: CTDOH-PH-0723,NELAC-NY10854,NJDEP-CT005,NELAC-NY12	09/17/2024 08:00	09/17/2024 14:03	FO
108-88-3	Toluene	ND		ug/L	0.20	0.50	1	EPA 8260C Certifications: CTDOH-PH-0723,NELAC-NY10854,NJDEP-CT005,NELAC-NY12	09/17/2024 08:00	09/17/2024 14:03	FO
156-60-5	trans-1,2-Dichloroethylene	ND	QL-02	ug/L	0.20	0.50	1	EPA 8260C Certifications: CTDOH-PH-0723,NELAC-NY10854,NJDEP-CT005,NELAC-NY12	09/17/2024 08:00	09/17/2024 14:03	FO
10061-02-6	trans-1,3-Dichloropropylene	ND		ug/L	0.20	0.50	1	EPA 8260C Certifications: CTDOH-PH-0723,NELAC-NY10854,NJDEP-CT005,NELAC-NY12	09/17/2024 08:00	09/17/2024 14:03	FO
79-01-6	Trichloroethylene	4.5	QL-02	ug/L	0.20	0.50	1	EPA 8260C Certifications: CTDOH-PH-0723,NELAC-NY10854,NJDEP-CT005,NELAC-NY1:	09/17/2024 08:00	09/17/2024 14:03	FO
75-69-4	Trichlorofluoromethane	ND	CCVE	ug/L	0.20	0.50	1	EPA 8260C Certifications: CTDOH-PH-0723,NELAC-NY10854,NJDEP-CT005,NELAC-NY12	09/17/2024 08:00	09/17/2024 14:03	FO
75-01-4	Vinyl Chloride	7.5	CCVE	ug/L	0.20	0.50	1	EPA 8260C Certifications: CTDOH-PH-0723,NELAC-NY10854,NJDEP-CT005,NELAC-NY1:	09/17/2024 08:00	09/17/2024 14:03	FO
1330-20-7	Xylenes, Total	ND		ug/L	0.60	1.5	1	EPA 8260C Certifications: CTDOH-PH-0723,NELAC-NY10854,NJDEP-CT005,NELAC-NY12	09/17/2024 08:00	09/17/2024 14:03	FO
	Surrogate Recoveries	Result			Acceptance Range						
2037-26-5	Surrogate: SURR: Toluene-d8	99.9 %			81-117						



Analytical Batch Summary

Batch ID: BI40627 **Preparation Method:** EPA 5030B **Prepared By:** FO

YORK Sample ID	Client Sample ID	Preparation Date
24I0384-01	MW-10	09/11/24
24I0384-02	MW-37	09/11/24
24I0384-03	MW-33	09/11/24
BI40627-BLK1	Blank	09/11/24
BI40627-BS1	LCS	09/11/24
BI40627-BSD1	LCS Dup	09/11/24

Batch ID: BI40629 **Preparation Method:** EPA 5030B **Prepared By:** SCB

YORK Sample ID	Client Sample ID	Preparation Date
24I0384-04	MW-32	09/11/24
24I0384-05	MW-30	09/11/24
BI40629-BLK1	Blank	09/11/24
BI40629-BS1	LCS	09/11/24
BI40629-BSD1	LCS Dup	09/11/24

Batch ID: BI40953 **Preparation Method:** EPA 5030B **Prepared By:** FO

YORK Sample ID	Client Sample ID	Preparation Date
24I0384-01RE1	MW-10	09/17/24
24I0384-04RE1	MW-32	09/17/24
24I0384-04RE2	MW-32	09/17/24
24I0384-05RE1	MW-30	09/17/24
24I0384-05RE2	MW-30	09/17/24
24I0384-06	MW-27	09/17/24
24I0384-07	MW-25	09/17/24
BI40953-BLK1	Blank	09/17/24
BI40953-BS1	LCS	09/17/24



Volatile Organic Compounds by GC/MS - Quality Control Data
York Analytical Laboratories, Inc. - Stratford

Analyte	Result	Reporting Limit	Units	Spike Level	Source* Result	%REC	%REC Limits	Flag	RPD	RPD Limit	Flag
---------	--------	-----------------	-------	-------------	----------------	------	-------------	------	-----	-----------	------

Batch BI40627 - EPA 5030B

Blank (BI40627-BLK1)

Prepared & Analyzed: 09/11/2024

1,1,1-Trichloroethane	ND	0.50	ug/L								
1,1,2,2-Tetrachloroethane	ND	0.50	"								
1,1,2-Trichloro-1,2,2-trifluoroethane (Freon 113)	ND	0.50	"								
1,1,2-Trichloroethane	ND	0.50	"								
1,1-Dichloroethane	ND	0.50	"								
1,1-Dichloroethylene	ND	0.50	"								
1,2,3-Trichlorobenzene	ND	0.50	"								
1,2,4-Trichlorobenzene	ND	0.50	"								
1,2-Dibromo-3-chloropropane	ND	0.50	"								
1,2-Dibromoethane	ND	0.50	"								
1,2-Dichlorobenzene	ND	0.50	"								
1,2-Dichloroethane	ND	0.50	"								
1,2-Dichloropropane	ND	0.50	"								
1,3-Dichlorobenzene	ND	0.50	"								
1,4-Dichlorobenzene	ND	0.50	"								
2-Butanone	ND	0.50	"								
2-Hexanone	ND	0.50	"								
4-Methyl-2-pentanone	ND	0.50	"								
Acetone	ND	2.0	"								
Benzene	ND	0.50	"								
Bromochloromethane	ND	0.50	"								
Bromodichloromethane	ND	0.50	"								
Bromoform	ND	0.50	"								
Bromomethane	ND	0.50	"								
Carbon disulfide	ND	0.50	"								
Carbon tetrachloride	ND	0.50	"								
Chlorobenzene	ND	0.50	"								
Chloroethane	ND	0.50	"								
Chloroform	ND	0.50	"								
Chloromethane	ND	0.50	"								
cis-1,2-Dichloroethylene	ND	0.50	"								
cis-1,3-Dichloropropylene	ND	0.50	"								
Cyclohexane	ND	0.50	"								
Dibromochloromethane	ND	0.50	"								
Dichlorodifluoromethane	ND	0.50	"								
Ethyl Benzene	ND	0.50	"								
Isopropylbenzene	ND	0.50	"								
Methyl acetate	ND	0.50	"								
Methyl tert-butyl ether (MTBE)	ND	0.50	"								
Methylcyclohexane	ND	0.50	"								
Methylene chloride	1.6	2.0	"								
o-Xylene	ND	0.50	"								
p- & m- Xylenes	ND	1.0	"								
Styrene	ND	0.50	"								
Tetrachloroethylene	ND	0.50	"								
Toluene	ND	0.50	"								
trans-1,2-Dichloroethylene	ND	0.50	"								
trans-1,3-Dichloropropylene	ND	0.50	"								
Trichloroethylene	ND	0.50	"								



Volatile Organic Compounds by GC/MS - Quality Control Data
York Analytical Laboratories, Inc. - Stratford

Analyte	Result	Reporting Limit	Units	Spike Level	Source* Result	%REC	%REC Limits	Flag	RPD	RPD Limit	Flag
Batch BI40627 - EPA 5030B											
Blank (BI40627-BLK1)											Prepared & Analyzed: 09/11/2024
Trichlorofluoromethane	ND	0.50	ug/L								
Vinyl Chloride	ND	0.50	"								
Xylenes, Total	ND	1.5	"								
<i>Surrogate: SURR: 1,2-Dichloroethane-d4</i>	9.73		"	10.0		97.3	69-130				
<i>Surrogate: SURR: Toluene-d8</i>	9.33		"	10.0		93.3	81-117				
<i>Surrogate: SURR: p-Bromofluorobenzene</i>	10.5		"	10.0		105	79-122				
LCS (BI40627-BS1)											Prepared & Analyzed: 09/11/2024
1,1,1-Trichloroethane	11		ug/L	10.0		106	78-136				
1,1,2,2-Tetrachloroethane	11		"	10.0		106	76-129				
1,1,2-Trichloro-1,2,2-trifluoroethane (Freon 113)	9.4		"	10.0		94.5	54-165				
1,1,2-Trichloroethane	10		"	10.0		104	82-123				
1,1-Dichloroethane	10		"	10.0		103	82-129				
1,1-Dichloroethylene	11		"	10.0		106	68-138				
1,2,3-Trichlorobenzene	9.9		"	10.0		99.2	76-136				
1,2,4-Trichlorobenzene	10		"	10.0		101	76-137				
1,2-Dibromo-3-chloropropane	9.0		"	10.0		90.3	45-147				
1,2-Dibromoethane	10		"	10.0		103	83-124				
1,2-Dichlorobenzene	10		"	10.0		101	79-123				
1,2-Dichloroethane	11		"	10.0		112	73-132				
1,2-Dichloropropane	10		"	10.0		102	78-126				
1,3-Dichlorobenzene	10		"	10.0		102	86-122				
1,4-Dichlorobenzene	10		"	10.0		99.5	85-124				
2-Butanone	9.3		"	10.0		92.7	49-152				
2-Hexanone	8.4		"	10.0		83.6	51-146				
4-Methyl-2-pentanone	11		"	10.0		107	57-145				
Acetone	25		"	10.0		254	14-150	High Bias			
Benzene	11		"	10.0		110	85-126				
Bromochloromethane	11		"	10.0		111	77-128				
Bromodichloromethane	10		"	10.0		101	79-128				
Bromoform	9.0		"	10.0		90.0	78-133				
Bromomethane	6.4		"	10.0		64.3	43-168				
Carbon disulfide	10		"	10.0		102	68-146				
Carbon tetrachloride	11		"	10.0		108	77-141				
Chlorobenzene	10		"	10.0		99.6	88-120				
Chloroethane	8.7		"	10.0		86.7	65-136				
Chloroform	11		"	10.0		108	82-128				
Chloromethane	6.2		"	10.0		61.5	43-155				
cis-1,2-Dichloroethylene	11		"	10.0		108	83-129				
cis-1,3-Dichloropropylene	9.7		"	10.0		97.0	80-131				
Cyclohexane	10		"	10.0		103	63-149				
Dibromochloromethane	10		"	10.0		102	80-130				
Dichlorodifluoromethane	4.6		"	10.0		46.1	44-144				
Ethyl Benzene	10		"	10.0		101	80-131				
Isopropylbenzene	10		"	10.0		101	76-140				
Methyl acetate	12		"	10.0		117	51-139				
Methyl tert-butyl ether (MTBE)	11		"	10.0		110	76-135				
Methylcyclohexane	9.8		"	10.0		97.6	72-143				
Methylene chloride	11		"	10.0		112	55-137				
o-Xylene	10		"	10.0		101	78-130				



Volatile Organic Compounds by GC/MS - Quality Control Data
York Analytical Laboratories, Inc. - Stratford

Analyte	Result	Reporting Limit	Units	Spike Level	Source* %REC	%REC Limits	Flag	RPD	RPD Limit	Flag
Batch BI40627 - EPA 5030B										
LCS (BI40627-BS1)										
Prepared & Analyzed: 09/11/2024										
p- & m- Xylenes	20		ug/L	20.0	99.8	77-133				
Styrene	10		"	10.0	104	67-132				
Tetrachloroethylene	4.6		"	10.0	46.2	82-131	Low Bias			
Toluene	10		"	10.0	101	80-127				
trans-1,2-Dichloroethylene	10		"	10.0	103	80-132				
trans-1,3-Dichloropropylene	10		"	10.0	100	78-131				
Trichloroethylene	9.8		"	10.0	97.5	82-128				
Trichlorofluoromethane	9.5		"	10.0	94.8	67-139				
Vinyl Chloride	7.7		"	10.0	77.2	58-145				
<i>Surrogate: SURR: 1,2-Dichloroethane-d4</i>	<i>9.45</i>		<i>"</i>	<i>10.0</i>	<i>94.5</i>	<i>69-130</i>				
<i>Surrogate: SURR: Toluene-d8</i>	<i>9.24</i>		<i>"</i>	<i>10.0</i>	<i>92.4</i>	<i>81-117</i>				
<i>Surrogate: SURR: p-Bromofluorobenzene</i>	<i>10.2</i>		<i>"</i>	<i>10.0</i>	<i>102</i>	<i>79-122</i>				
LCS Dup (BI40627-BS1)										
Prepared & Analyzed: 09/11/2024										
1,1,1-Trichloroethane	12		ug/L	10.0	118	78-136		10.3	30	
1,1,2,2-Tetrachloroethane	11		"	10.0	111	76-129		5.35	30	
1,1,2-Trichloro-1,2,2-trifluoroethane (Freon 113)	10		"	10.0	104	54-165		9.28	30	
1,1,2-Trichloroethane	11		"	10.0	112	82-123		7.33	30	
1,1-Dichloroethane	11		"	10.0	112	82-129		8.31	30	
1,1-Dichloroethylene	12		"	10.0	118	68-138		10.8	30	
1,2,3-Trichlorobenzene	13		"	10.0	131	76-136		27.6	30	
1,2,4-Trichlorobenzene	12		"	10.0	116	76-137		13.9	30	
1,2-Dibromo-3-chloropropane	10		"	10.0	102	45-147		12.0	30	
1,2-Dibromoethane	11		"	10.0	112	83-124		8.72	30	
1,2-Dichlorobenzene	10		"	10.0	105	79-123		3.70	30	
1,2-Dichloroethane	12		"	10.0	118	73-132		5.30	30	
1,2-Dichloropropane	11		"	10.0	109	78-126		6.84	30	
1,3-Dichlorobenzene	10		"	10.0	102	86-122		0.195	30	
1,4-Dichlorobenzene	10		"	10.0	101	85-124		1.40	30	
2-Butanone	11		"	10.0	114	49-152		20.2	30	
2-Hexanone	9.3		"	10.0	93.4	51-146		11.1	30	
4-Methyl-2-pentanone	12		"	10.0	118	57-145		10.2	30	
Acetone	29		"	10.0	287	14-150	High Bias	12.0	30	
Benzene	12		"	10.0	120	85-126		8.42	30	
Bromochloromethane	12		"	10.0	118	77-128		6.19	30	
Bromodichloromethane	11		"	10.0	109	79-128		7.41	30	
Bromoform	9.9		"	10.0	98.7	78-133		9.22	30	
Bromomethane	5.8		"	10.0	58.3	43-168		9.79	30	
Carbon disulfide	11		"	10.0	109	68-146		6.85	30	
Carbon tetrachloride	12		"	10.0	118	77-141		9.03	30	
Chlorobenzene	11		"	10.0	108	88-120		8.09	30	
Chloroethane	9.6		"	10.0	95.8	65-136		9.97	30	
Chloroform	12		"	10.0	118	82-128		9.38	30	
Chloromethane	6.7		"	10.0	67.4	43-155		9.15	30	
cis-1,2-Dichloroethylene	12		"	10.0	116	83-129		7.78	30	
cis-1,3-Dichloropropylene	10		"	10.0	104	80-131		7.06	30	
Cyclohexane	11		"	10.0	114	63-149		10.3	30	
Dibromochloromethane	11		"	10.0	111	80-130		7.98	30	
Dichlorodifluoromethane	5.0		"	10.0	50.5	44-144		9.11	30	
Ethyl Benzene	11		"	10.0	110	80-131		7.97	30	



Volatile Organic Compounds by GC/MS - Quality Control Data
York Analytical Laboratories, Inc. - Stratford

Analyte	Result	Reporting Limit	Units	Spike Level	Source* Result	%REC	%REC Limits	Flag	RPD	RPD Limit	Flag
---------	--------	-----------------	-------	-------------	----------------	------	-------------	------	-----	-----------	------

Batch BI40627 - EPA 5030B

LCS Dup (BI40627-BSD1)

Prepared & Analyzed: 09/11/2024

Isopropylbenzene	10		ug/L	10.0		104	76-140		3.22	30	
Methyl acetate	12		"	10.0		125	51-139		6.38	30	
Methyl tert-butyl ether (MTBE)	12		"	10.0		123	76-135		11.2	30	
Methylcyclohexane	11		"	10.0		107	72-143		9.10	30	
Methylene chloride	12		"	10.0		122	55-137		8.27	30	
o-Xylene	11		"	10.0		109	78-130		6.86	30	
p- & m- Xylenes	22		"	20.0		108	77-133		7.43	30	
Styrene	11		"	10.0		112	67-132		7.35	30	
Tetrachloroethylene	4.9		"	10.0		49.1	82-131	Low Bias	6.09	30	
Toluene	11		"	10.0		108	80-127		6.81	30	
trans-1,2-Dichloroethylene	12		"	10.0		116	80-132		11.1	30	
trans-1,3-Dichloropropylene	11		"	10.0		106	78-131		5.71	30	
Trichloroethylene	11		"	10.0		106	82-128		7.88	30	
Trichlorofluoromethane	10		"	10.0		104	67-139		9.16	30	
Vinyl Chloride	8.6		"	10.0		85.8	58-145		10.6	30	
<i>Surrogate: SURR: 1,2-Dichloroethane-d4</i>	<i>9.74</i>		<i>"</i>	<i>10.0</i>		<i>97.4</i>	<i>69-130</i>				
<i>Surrogate: SURR: Toluene-d8</i>	<i>9.26</i>		<i>"</i>	<i>10.0</i>		<i>92.6</i>	<i>81-117</i>				
<i>Surrogate: SURR: p-Bromofluorobenzene</i>	<i>10.0</i>		<i>"</i>	<i>10.0</i>		<i>100</i>	<i>79-122</i>				

Batch BI40629 - EPA 5030B

Blank (BI40629-BLK1)

Prepared & Analyzed: 09/11/2024

1,1,1-Trichloroethane	ND	0.50	ug/L								
1,1,2,2-Tetrachloroethane	ND	0.50	"								
1,1,2-Trichloro-1,2,2-trifluoroethane (Freon 113)	ND	0.50	"								
1,1,2-Trichloroethane	ND	0.50	"								
1,1-Dichloroethane	ND	0.50	"								
1,1-Dichloroethylene	ND	0.50	"								
1,2,3-Trichlorobenzene	ND	0.50	"								
1,2,4-Trichlorobenzene	ND	0.50	"								
1,2-Dibromo-3-chloropropane	ND	0.50	"								
1,2-Dibromoethane	ND	0.50	"								
1,2-Dichlorobenzene	ND	0.50	"								
1,2-Dichloroethane	ND	0.50	"								
1,2-Dichloropropane	ND	0.50	"								
1,3-Dichlorobenzene	ND	0.50	"								
1,4-Dichlorobenzene	ND	0.50	"								
2-Butanone	ND	0.50	"								
2-Hexanone	ND	0.50	"								
4-Methyl-2-pentanone	ND	0.50	"								
Acetone	ND	2.0	"								
Benzene	ND	0.50	"								
Bromochloromethane	ND	0.50	"								
Bromodichloromethane	ND	0.50	"								
Bromoform	ND	0.50	"								
Bromomethane	ND	0.50	"								
Carbon disulfide	ND	0.50	"								
Carbon tetrachloride	ND	0.50	"								
Chlorobenzene	ND	0.50	"								
Chloroethane	ND	0.50	"								
Chloroform	ND	0.50	"								



Volatile Organic Compounds by GC/MS - Quality Control Data

York Analytical Laboratories, Inc. - Stratford

Analyte	Result	Reporting Limit	Units	Spike Level	Source* Result	%REC	%REC Limits	Flag	RPD	RPD Limit	Flag
---------	--------	-----------------	-------	-------------	----------------	------	-------------	------	-----	-----------	------

Batch BI40629 - EPA 5030B

Blank (BI40629-BLK1)

Prepared & Analyzed: 09/11/2024

Chloromethane	ND	0.50	ug/L								
cis-1,2-Dichloroethylene	ND	0.50	"								
cis-1,3-Dichloropropylene	ND	0.50	"								
Cyclohexane	ND	0.50	"								
Dibromochloromethane	ND	0.50	"								
Dichlorodifluoromethane	ND	0.50	"								
Ethyl Benzene	ND	0.50	"								
Isopropylbenzene	ND	0.50	"								
Methyl acetate	ND	0.50	"								
Methyl tert-butyl ether (MTBE)	ND	0.50	"								
Methylcyclohexane	ND	0.50	"								
Methylene chloride	ND	2.0	"								
o-Xylene	ND	0.50	"								
p- & m- Xylenes	ND	1.0	"								
Styrene	ND	0.50	"								
Tetrachloroethylene	ND	0.50	"								
Toluene	ND	0.50	"								
trans-1,2-Dichloroethylene	ND	0.50	"								
trans-1,3-Dichloropropylene	ND	0.50	"								
Trichloroethylene	ND	0.50	"								
Trichlorofluoromethane	ND	0.50	"								
Vinyl Chloride	ND	0.50	"								
Xylenes, Total	ND	1.5	"								
<hr/>											
Surrogate: SURRE: 1,2-Dichloroethane-d4	9.22		"	10.0		92.2	69-130				
Surrogate: SURRE: Toluene-d8	9.28		"	10.0		92.8	81-117				
Surrogate: SURRE: p-Bromofluorobenzene	10.3		"	10.0		103	79-122				

LCS (BI40629-BS1)

Prepared & Analyzed: 09/11/2024

1,1,1-Trichloroethane	11		ug/L	10.0		112	78-136				
1,1,2,2-Tetrachloroethane	9.6		"	10.0		96.3	76-129				
1,1,2-Trichloro-1,2,2-trifluoroethane (Freon 113)	9.3		"	10.0		93.0	54-165				
1,1,2-Trichloroethane	9.8		"	10.0		98.5	82-123				
1,1-Dichloroethane	11		"	10.0		105	82-129				
1,1-Dichloroethylene	11		"	10.0		108	68-138				
1,2,3-Trichlorobenzene	8.8		"	10.0		87.9	76-136				
1,2,4-Trichlorobenzene	9.1		"	10.0		91.3	76-137				
1,2-Dibromo-3-chloropropane	8.2		"	10.0		82.4	45-147				
1,2-Dibromoethane	9.8		"	10.0		97.9	83-124				
1,2-Dichlorobenzene	9.6		"	10.0		95.5	79-123				
1,2-Dichloroethane	11		"	10.0		110	73-132				
1,2-Dichloropropane	10		"	10.0		101	78-126				
1,3-Dichlorobenzene	9.9		"	10.0		99.2	86-122				
1,4-Dichlorobenzene	9.6		"	10.0		96.3	85-124				
2-Butanone	8.4		"	10.0		84.4	49-152				
2-Hexanone	7.5		"	10.0		74.6	51-146				
4-Methyl-2-pentanone	9.6		"	10.0		95.5	57-145				
Acetone	22		"	10.0		225	14-150	High Bias			
Benzene	11		"	10.0		114	85-126				
Bromochloromethane	10		"	10.0		104	77-128				
Bromodichloromethane	10		"	10.0		100	79-128				



Volatile Organic Compounds by GC/MS - Quality Control Data

York Analytical Laboratories, Inc. - Stratford

Analyte	Result	Reporting	Units	Spike	Source*	%REC	%REC	Limits	Flag	RPD	Flag
		Limit			Result					RPD	

Batch BI40629 - EPA 5030B

LCS (BI40629-BS1)

Prepared & Analyzed: 09/11/2024

Bromoform	8.9		ug/L	10.0		89.4	78-133				
Bromomethane	6.8		"	10.0		67.6	43-168				
Carbon disulfide	9.8		"	10.0		98.4	68-146				
Carbon tetrachloride	11		"	10.0		112	77-141				
Chlorobenzene	10		"	10.0		101	88-120				
Chloroethane	8.2		"	10.0		81.5	65-136				
Chloroform	11		"	10.0		112	82-128				
Chloromethane	5.2		"	10.0		52.2	43-155				
cis-1,2-Dichloroethylene	11		"	10.0		109	83-129				
cis-1,3-Dichloropropylene	9.3		"	10.0		92.7	80-131				
Cyclohexane	11		"	10.0		106	63-149				
Dibromochloromethane	9.7		"	10.0		97.4	80-130				
Dichlorodifluoromethane	3.5		"	10.0		34.8	44-144	Low Bias			
Ethyl Benzene	10		"	10.0		103	80-131				
Isopropylbenzene	10		"	10.0		105	76-140				
Methyl acetate	11		"	10.0		107	51-139				
Methyl tert-butyl ether (MTBE)	10		"	10.0		103	76-135				
Methylcyclohexane	9.9		"	10.0		99.2	72-143				
Methylene chloride	13		"	10.0		128	55-137				
o-Xylene	10		"	10.0		101	78-130				
p- & m- Xylenes	20		"	20.0		102	77-133				
Styrene	10		"	10.0		102	67-132				
Tetrachloroethylene	4.6		"	10.0		46.1	82-131	Low Bias			
Toluene	10		"	10.0		103	80-127				
trans-1,2-Dichloroethylene	11		"	10.0		109	80-132				
trans-1,3-Dichloropropylene	9.4		"	10.0		93.9	78-131				
Trichloroethylene	10		"	10.0		102	82-128				
Trichlorofluoromethane	9.3		"	10.0		93.3	67-139				
Vinyl Chloride	6.9		"	10.0		69.0	58-145				
<i>Surrogate: SURR: 1,2-Dichloroethane-d4</i>	<i>9.19</i>		<i>"</i>	<i>10.0</i>		<i>91.9</i>	<i>69-130</i>				
<i>Surrogate: SURR: Toluene-d8</i>	<i>9.24</i>		<i>"</i>	<i>10.0</i>		<i>92.4</i>	<i>81-117</i>				
<i>Surrogate: SURR: p-Bromofluorobenzene</i>	<i>10.3</i>		<i>"</i>	<i>10.0</i>		<i>103</i>	<i>79-122</i>				



Volatile Organic Compounds by GC/MS - Quality Control Data
York Analytical Laboratories, Inc. - Stratford

Analyte	Result	Reporting Limit	Units	Spike Level	Source* Result	%REC	%REC Limits	Flag	RPD	RPD Limit	Flag
Batch BI40629 - EPA 5030B											
LCS Dup (BI40629-bsd1)											
Prepared & Analyzed: 09/11/2024											
1,1,1-Trichloroethane	12		ug/L	10.0		118	78-136		5.83	30	
1,1,2,2-Tetrachloroethane	9.9		"	10.0		99.0	76-129		2.76	30	
1,1,2-Trichloro-1,2,2-trifluoroethane (Freon 113)	10		"	10.0		105	54-165		12.0	30	
1,1,2-Trichloroethane	10		"	10.0		101	82-123		2.31	30	
1,1-Dichloroethane	11		"	10.0		114	82-129		8.20	30	
1,1-Dichloroethylene	12		"	10.0		116	68-138		6.34	30	
1,2,3-Trichlorobenzene	10		"	10.0		104	76-136		16.8	30	
1,2,4-Trichlorobenzene	10		"	10.0		101	76-137		9.99	30	
1,2-Dibromo-3-chloropropane	9.0		"	10.0		90.1	45-147		8.93	30	
1,2-Dibromoethane	10		"	10.0		100	83-124		2.12	30	
1,2-Dichlorobenzene	9.7		"	10.0		97.2	79-123		1.76	30	
1,2-Dichloroethane	11		"	10.0		114	73-132		4.11	30	
1,2-Dichloropropane	10		"	10.0		104	78-126		3.61	30	
1,3-Dichlorobenzene	9.8		"	10.0		98.5	86-122		0.708	30	
1,4-Dichlorobenzene	9.7		"	10.0		97.1	85-124		0.827	30	
2-Butanone	10		"	10.0		102	49-152		19.3	30	
2-Hexanone	7.8		"	10.0		78.5	51-146		5.09	30	
4-Methyl-2-pentanone	9.9		"	10.0		99.0	57-145		3.60	30	
Acetone	24		"	10.0		240	14-150	High Bias	6.67	30	
Benzene	12		"	10.0		120	85-126		5.81	30	
Bromochloromethane	11		"	10.0		114	77-128		9.10	30	
Bromodichloromethane	10		"	10.0		100	79-128		0.200	30	
Bromoform	9.0		"	10.0		90.2	78-133		0.891	30	
Bromomethane	7.2		"	10.0		72.0	43-168		6.30	30	
Carbon disulfide	11		"	10.0		109	68-146		9.95	30	
Carbon tetrachloride	12		"	10.0		117	77-141		4.81	30	
Chlorobenzene	10		"	10.0		102	88-120		1.18	30	
Chloroethane	9.3		"	10.0		93.2	65-136		13.4	30	
Chloroform	12		"	10.0		118	82-128		4.70	30	
Chloromethane	6.2		"	10.0		62.5	43-155		18.0	30	
cis-1,2-Dichloroethylene	12		"	10.0		116	83-129		5.77	30	
cis-1,3-Dichloropropylene	9.7		"	10.0		96.8	80-131		4.33	30	
Cyclohexane	11		"	10.0		113	63-149		6.58	30	
Dibromochloromethane	10		"	10.0		100	80-130		2.83	30	
Dichlorodifluoromethane	4.9		"	10.0		49.0	44-144		33.9	30	Non-dir.
Ethyl Benzene	10		"	10.0		105	80-131		1.63	30	
Isopropylbenzene	10		"	10.0		103	76-140		1.44	30	
Methyl acetate	12		"	10.0		115	51-139		7.37	30	
Methyl tert-butyl ether (MTBE)	11		"	10.0		113	76-135		9.17	30	
Methylcyclohexane	10		"	10.0		101	72-143		1.90	30	
Methylene chloride	14		"	10.0		136	55-137		5.82	30	
o-Xylene	10		"	10.0		102	78-130		1.08	30	
p- & m- Xylenes	20		"	20.0		102	77-133		0.588	30	
Styrene	10		"	10.0		104	67-132		1.94	30	
Tetrachloroethylene	4.7		"	10.0		47.2	82-131	Low Bias	2.36	30	
Toluene	11		"	10.0		105	80-127		2.41	30	
trans-1,2-Dichloroethylene	11		"	10.0		115	80-132		5.10	30	
trans-1,3-Dichloropropylene	9.7		"	10.0		97.1	78-131		3.35	30	
Trichloroethylene	10		"	10.0		104	82-128		2.52	30	
Trichlorofluoromethane	11		"	10.0		105	67-139		11.9	30	



Volatile Organic Compounds by GC/MS - Quality Control Data
York Analytical Laboratories, Inc. - Stratford

Analyte	Result	Reporting Limit	Units	Spike Level	Source* Result	%REC	%REC Limits	Flag	RPD	RPD Limit	Flag
---------	--------	-----------------	-------	-------------	----------------	------	-------------	------	-----	-----------	------

Batch BI40629 - EPA 5030B

LCS Dup (BI40629-BSD1)

Prepared & Analyzed: 09/11/2024

Vinyl Chloride	8.1		ug/L	10.0		81.3	58-145		16.4	30	
Surrogate: SURR: 1,2-Dichloroethane-d4	9.61		"	10.0		96.1	69-130				
Surrogate: SURR: Toluene-d8	9.19		"	10.0		91.9	81-117				
Surrogate: SURR: p-Bromofluorobenzene	10.3		"	10.0		103	79-122				

Batch BI40953 - EPA 5030B

Blank (BI40953-BLK1)

Prepared & Analyzed: 09/17/2024

1,1,1-Trichloroethane	ND	0.50	ug/L								
1,1,1,2-Tetrachloroethane	ND	0.50	"								
1,1,2-Trichloro-1,2,2-trifluoroethane (Freon 113)	ND	0.50	"								
1,1,2-Trichloroethane	ND	0.50	"								
1,1-Dichloroethane	ND	0.50	"								
1,1-Dichloroethylene	ND	0.50	"								
1,2,3-Trichlorobenzene	ND	0.50	"								
1,2,4-Trichlorobenzene	ND	0.50	"								
1,2-Dibromo-3-chloropropane	ND	0.50	"								
1,2-Dibromoethane	ND	0.50	"								
1,2-Dichlorobenzene	ND	0.50	"								
1,2-Dichloroethane	ND	0.50	"								
1,2-Dichloropropane	ND	0.50	"								
1,3-Dichlorobenzene	ND	0.50	"								
1,4-Dichlorobenzene	ND	0.50	"								
2-Butanone	ND	0.50	"								
2-Hexanone	ND	0.50	"								
4-Methyl-2-pentanone	ND	0.50	"								
Acetone	ND	2.0	"								
Benzene	ND	0.50	"								
Bromochloromethane	ND	0.50	"								
Bromodichloromethane	ND	0.50	"								
Bromoform	ND	0.50	"								
Bromomethane	ND	0.50	"								
Carbon disulfide	ND	0.50	"								
Carbon tetrachloride	ND	0.50	"								
Chlorobenzene	ND	0.50	"								
Chloroethane	ND	0.50	"								
Chloroform	ND	0.50	"								
Chloromethane	ND	0.50	"								
cis-1,2-Dichloroethylene	ND	0.50	"								
cis-1,3-Dichloropropylene	ND	0.50	"								
Cyclohexane	ND	0.50	"								
Dibromochloromethane	ND	0.50	"								
Dichlorodifluoromethane	ND	0.50	"								
Ethyl Benzene	ND	0.50	"								
Isopropylbenzene	ND	0.50	"								
Methyl acetate	ND	0.50	"								
Methyl tert-butyl ether (MTBE)	ND	0.50	"								
Methylcyclohexane	ND	0.50	"								
Methylene chloride	2.5	2.0	"								
o-Xylene	ND	0.50	"								
p- & m- Xylenes	ND	1.0	"								



Volatile Organic Compounds by GC/MS - Quality Control Data
York Analytical Laboratories, Inc. - Stratford

Analyte	Result	Reporting Limit	Units	Spike Level	Source* Result	%REC	%REC Limits	Flag	RPD	RPD Limit	Flag
---------	--------	-----------------	-------	-------------	----------------	------	-------------	------	-----	-----------	------

Batch BI40953 - EPA 5030B

Blank (BI40953-BLK1)

Prepared & Analyzed: 09/17/2024

Styrene	ND	0.50	ug/L								
Tetrachloroethylene	ND	0.50	"								
Toluene	ND	0.50	"								
trans-1,2-Dichloroethylene	ND	0.50	"								
trans-1,3-Dichloropropylene	ND	0.50	"								
Trichloroethylene	ND	0.50	"								
Trichlorofluoromethane	ND	0.50	"								
Vinyl Chloride	ND	0.50	"								
Xylenes, Total	ND	1.5	"								

<i>Surrogate: Surr: 1,2-Dichloroethane-d4</i>	10.1		"	10.0		101	69-130				
<i>Surrogate: Surr: Toluene-d8</i>	10.1		"	10.0		101	81-117				
<i>Surrogate: Surr: p-Bromofluorobenzene</i>	10.1		"	10.0		101	79-122				

LCS (BI40953-BS1)

Prepared & Analyzed: 09/17/2024

1,1,1-Trichloroethane	7.9		ug/L	10.0		78.9	78-136				
1,1,2,2-Tetrachloroethane	8.8		"	10.0		88.0	76-129				
1,1,2-Trichloro-1,2,2-trifluoroethane (Freon 113)	8.1		"	10.0		81.0	54-165				
1,1,2-Trichloroethane	8.1		"	10.0		81.3	82-123	Low Bias			
1,1-Dichloroethane	7.8		"	10.0		77.7	82-129	Low Bias			
1,1-Dichloroethylene	8.2		"	10.0		81.6	68-138				
1,2,3-Trichlorobenzene	8.3		"	10.0		83.2	76-136				
1,2,4-Trichlorobenzene	8.2		"	10.0		82.2	76-137				
1,2-Dibromo-3-chloropropane	8.6		"	10.0		86.5	45-147				
1,2-Dibromoethane	8.3		"	10.0		83.1	83-124				
1,2-Dichlorobenzene	8.2		"	10.0		81.5	79-123				
1,2-Dichloroethane	8.1		"	10.0		81.1	73-132				
1,2-Dichloropropane	8.3		"	10.0		83.0	78-126				
1,3-Dichlorobenzene	8.0		"	10.0		79.9	86-122	Low Bias			
1,4-Dichlorobenzene	7.9		"	10.0		78.8	85-124	Low Bias			
2-Butanone	8.2		"	10.0		82.2	49-152				
2-Hexanone	7.8		"	10.0		78.5	51-146				
4-Methyl-2-pentanone	8.2		"	10.0		81.8	57-145				
Acetone	19		"	10.0		187	14-150	High Bias			
Benzene	8.2		"	10.0		82.5	85-126	Low Bias			
Bromochloromethane	8.1		"	10.0		80.9	77-128				
Bromodichloromethane	8.1		"	10.0		81.4	79-128				
Bromoform	8.5		"	10.0		84.6	78-133				
Bromomethane	3.1		"	10.0		31.1	43-168	Low Bias			
Carbon disulfide	8.6		"	10.0		86.5	68-146				
Carbon tetrachloride	8.2		"	10.0		81.6	77-141				
Chlorobenzene	8.2		"	10.0		82.0	88-120	Low Bias			
Chloroethane	7.7		"	10.0		77.1	65-136				
Chloroform	7.8		"	10.0		78.2	82-128	Low Bias			
Chloromethane	5.1		"	10.0		51.2	43-155				
cis-1,2-Dichloroethylene	7.9		"	10.0		78.7	83-129	Low Bias			
cis-1,3-Dichloropropylene	8.0		"	10.0		79.6	80-131	Low Bias			
Cyclohexane	8.7		"	10.0		87.3	63-149				
Dibromochloromethane	8.4		"	10.0		84.2	80-130				
Dichlorodifluoromethane	6.8		"	10.0		67.8	44-144				
Ethyl Benzene	8.4		"	10.0		84.3	80-131				



Volatile Organic Compounds by GC/MS - Quality Control Data
York Analytical Laboratories, Inc. - Stratford

Analyte	Result	Reporting	Units	Spike Level	Source*	%REC	%REC Limits	Flag	RPD	RPD	Flag
		Limit			Result					Limit	

Batch BI40953 - EPA 5030B

LCS (BI40953-BS1)

Prepared & Analyzed: 09/17/2024

Isopropylbenzene	8.4		ug/L	10.0		83.8	76-140				
Methyl acetate	7.1		"	10.0		71.4	51-139				
Methyl tert-butyl ether (MTBE)	7.7		"	10.0		76.8	76-135				
Methylcyclohexane	7.8		"	10.0		78.0	72-143				
Methylene chloride	8.6		"	10.0		86.4	55-137				
o-Xylene	8.2		"	10.0		82.0	78-130				
p- & m- Xylenes	16		"	20.0		80.8	77-133				
Styrene	8.4		"	10.0		83.7	67-132				
Tetrachloroethylene	5.1		"	10.0		51.0	82-131	Low Bias			
Toluene	8.4		"	10.0		84.0	80-127				
trans-1,2-Dichloroethylene	8.0		"	10.0		79.7	80-132	Low Bias			
trans-1,3-Dichloropropylene	8.2		"	10.0		81.8	78-131				
Trichloroethylene	8.1		"	10.0		81.2	82-128	Low Bias			
Trichlorofluoromethane	8.2		"	10.0		82.4	67-139				
Vinyl Chloride	6.4		"	10.0		64.2	58-145				
<hr/>											
Surrogate: SURR: 1,2-Dichloroethane-d4	9.77		"	10.0		97.7	69-130				
Surrogate: SURR: Toluene-d8	9.95		"	10.0		99.5	81-117				
Surrogate: SURR: p-Bromofluorobenzene	10.0		"	10.0		100	79-122				



Volatile Analysis Sample Containers

Lab ID	Client Sample ID	Volatile Sample Container
24I0384-01	MW-10	40mL Clear Vial (pre-pres.) HCl; Cool to 4° C
24I0384-02	MW-37	40mL Clear Vial (pre-pres.) HCl; Cool to 4° C
24I0384-03	MW-33	40mL Clear Vial (pre-pres.) HCl; Cool to 4° C
24I0384-04	MW-32	40mL Clear Vial (pre-pres.) HCl; Cool to 4° C
24I0384-05	MW-30	40mL Clear Vial (pre-pres.) HCl; Cool to 4° C
24I0384-06	MW-27	40mL Clear Vial (pre-pres.) HCl; Cool to 4° C
24I0384-07	MW-25	40mL Clear Vial (pre-pres.) HCl; Cool to 4° C



Sample and Data Qualifiers Relating to This Work Order

VOA-CO	The result reported is due to carryover from a previous sample run in the batch. Insufficient sample was available for rerun.
QL-02	This LCS analyte is outside Laboratory Recovery limits due the analyte behavior using the referenced method. The reference method has certain limitations with respect to analytes of this nature.
J	Detected below the Reporting Limit but greater than or equal to the Method Detection Limit (MDL/LOD) or in the case of a TIC, the result is an estimated concentration.
ICVE	The value reported is ESTIMATED. The value is estimated due to its behavior during initial calibration verification (recovery exceeded 30% of expected value).
CCVE	The value reported is ESTIMATED. The value is estimated due to its behavior during continuing calibration verification (>20% Difference for average Rf or >20% Drift for quadratic fit).
B	Analyte is found in the associated analysis batch blank. For volatiles, methylene chloride and acetone are common lab contaminants.

Definitions and Other Explanations

*	Analyte is not certified or the state of the samples origination does not offer certification for the Analyte.
ND	NOT DETECTED - the analyte is not detected at the Reported to level (LOQ/RL or LOD/MDL)
RL	REPORTING LIMIT - the minimum reportable value based upon the lowest point in the analyte calibration curve.
LOQ	LIMIT OF QUANTITATION - the minimum concentration of a target analyte that can be reported within a specified degree of confidence. This is the lowest point in an analyte calibration curve that has been subjected to all steps of the processing/analysis and verified to meet defined criteria. This is based upon NELAC 2009 Standards and applies to all analyses.
LOD	LIMIT OF DETECTION - a verified estimate of the minimum concentration of a substance in a given matrix that an analytical process can reliably detect. This is based upon NELAC 2009 Standards and applies to all analyses conducted under the auspices of EPA SW-846.
MDL	METHOD DETECTION LIMIT - a statistically derived estimate of the minimum amount of a substance an analytical system can reliably detect with a 99% confidence that the concentration of the substance is greater than zero. This is based upon 40 CFR Part 136 Appendix B and applies only to EPA 600 and 200 series methods.
Reported to	This indicates that the data for a particular analysis is reported to either the LOD/MDL, or the LOQ/RL. In cases where the "Reported to" is located above the LOD/MDL, any value between this and the LOQ represents an estimated value which is "J" flagged accordingly. This applies to volatile and semi-volatile target compounds only.
NR	Not reported
RPD	Relative Percent Difference
Wet	The data has been reported on an as-received (wet weight) basis
Low Bias	Low Bias flag indicates that the recovery of the flagged analyte is below the laboratory or regulatory lower control limit. The data user should take note that this analyte may be biased low but should evaluate multiple lines of evidence including the LCS and site-specific MS/MSD data to draw bias conclusions. In cases where no site-specific MS/MSD was requested, only the LCS data can be used to evaluate such bias.
High Bias	High Bias flag indicates that the recovery of the flagged analyte is above the laboratory or regulatory upper control limit. The data user should take note that this analyte may be biased high but should evaluate multiple lines of evidence including the LCS and site-specific MS/MSD data to draw bias conclusions. In cases where no site-specific MS/MSD was requested, only the LCS data can be used to evaluate such bias.
Non-Dir.	Non-dir. flag (Non-Directional Bias) indicates that the Relative Percent Difference (RPD) (a measure of precision) among the MS and MSD data is outside the laboratory or regulatory control limit. This alerts the data user where the MS and MSD are from site-specific samples that the RPD is high due to either non-homogeneous distribution of target analyte between the MS/MSD or indicates poor reproducibility for other reasons.

If EPA SW-846 method 8270 is included herein it is noted that the target compound N-nitrosodiphenylamine (NDPA) decomposes in the gas chromatographic inlet and cannot be separated from diphenylamine (DPA). These results could actually represent 100% DPA, 100% NDPA or some combination of the two. For this reason, York reports the combined result for n-nitrosodiphenylamine and diphenylamine for either of these compounds as a combined concentration as Diphenylamine.



If Total PCBs are detected and the target aroclors reported are "Not detected", the Total PCB value is reported due to the presence of either or both Aroclors 1262 and 1268 which are non-target aroclors for some regulatory lists.

2-chloroethylvinyl ether readily breaks down under acidic conditions. Samples that are acid preserved, including standards will exhibit breakdown. The data user should take note.

Certification for pH is no longer offered by NYDOH ELAP.

Semi-Volatile and Volatile analyses are reported down to the LOD/MDL, with values between the LOD/MDL and the LOQ being "J" flagged as estimated results.

For analyses by EPA SW-846-8270D, the Limit of Quantitation (LOQ) reported for benzidine is based upon the lowest standard used for calibration and is not a verified LOQ due to this compound's propensity for oxidative losses during extraction/concentration procedures and non-reproducible chromatographic performance.



Field Chain-of-Custody Record

York Analytical Laboratories, Inc. (YORK)'s Standard Terms & Conditions are listed on the back side of this document. This legal document serves as your written authorization for YORK to proceed with the analyses requested below. Your signature binds you to YORK's Standard Terms & Conditions.

120 Research Drive Stratford, CT 06615 132-02 89th Ave Queens, NY 11418 56 Church Hill Rd. #2 Newtown, CT 06470 2161 Whitesville Rd Toms River, NJ 08755 client@yorklab.com 800-308-YORK Page 1 of 1

Report To: Labella
Company: Labella
Address: 4 British American Blvd
 Latnam, NY 12110
Phone:
Contact: Branson Fields
E-mail: bfields@labella.com APPK@labella.com

YOUR Project Name / Number: 2222575
 136 Fuller Rd
 PO Number: 2222575

Samples Collected From: NY CT PA Other: (please specify)

Analyzes Requested:

Please print clearly and legibly. All information must be complete. Samples will not be logged in and the turn-around-time clock will not begin until any questions by YORK are resolved.

Brandon Kedik
 [Signature]

Sample Identification	Date	Time	Matrix	Preservative (please list number of containers)										Other:					
				Unpreserved	HCl (hydrochloric acid)	MeOH (methanol)	HNO ₃ (nitric acid)	H ₂ SO ₄ (sulfuric acid)	NaOH (sodium hydroxide)	Na ₂ O ₃ (sodium thio.)	Trizma	Ammonium Acetate							
NW-10	9/5/24	0936	GW	3															
NW-37	9/5/24	1100	GW	3															
NW-33	9/5/24	1214	GW	3															
NW-32	9/5/24	1305	GW	3															
NW-30	9/5/24	1358	GW	3															
NW-27	9/5/24	1445	GW	3															
NW-25	9/5/24	1450	GW	3															

Turn-Around Time: RUSH - Next Day
 RUSH - Two Day
 RUSH - Three Day
 RUSH - Four Day
 RUSH - Five Day
 Standard (6-9 Day)
 PFAS Standard 7-10 Day

Report Type (Circle): QA Report
 Summary (Results Only)
 NY ASP B Package
 NJ Reduced
 NJ DKQP
 NJ Full
 CT RCP

EDD Type (circle): EQUIS (standard)
 NYSDEC EQUIS
 NJDEP SRP Haz Site
 Standard Excel
 CMDP

Regulatory Comparative: Compared to the following Regulation(s): (please fill in)
 NYCRR
 703.5

Field Filtered:
Lab Filtered:

Comments:

Lab Sample Receiving Checklist (to be completed by the receiving laboratory only) Circle Y/N
 Custody Seals: Y/N Containers Intact Y/N COC Labels Agree Y/N Preservation Confirmed Y/N
 COC Complete: Y/N COC Received Y/N Appropriate Sample Volumes Y/N Appropriate Sample Containers Y/N
 Cooler Temperature Confirmed Y/N Samples Submitted within Holding Times Y/N Corrective Action Form Required: Y/N

1. Samples Relinquished by / Company: Branson Fields / Labella 9/12/24 11:00
 Date/Time: 9/12/24 11:00

2. Samples Relinquished by / Company: Charles 9-9-24 15:15
 Date/Time: 9-9-24 15:15

3. Samples Received by / Company: Charles 9-9-24 15:15
 Date/Time: 9-9-24 15:15

4. Samples Relinquished by / Company: Branson Fields / Labella 9/19/24 15:15
 Date/Time: 9/19/24 15:15

Temperature: 8.8
 Degrees C



ANALYTICAL REPORT

Lab Number:	L2442959
Client:	LaBella Associates, P.C. 4 British American Boulevard Latham, NY 12110
ATTN:	Branson Fields
Phone:	(518) 266-7355
Project Name:	136 FULLER ROAD
Project Number:	2222575
Report Date:	08/06/24

The original project report/data package is held by Alpha Analytical. This report/data package is paginated and should be reproduced only in its entirety. Alpha Analytical holds no responsibility for results and/or data that are not consistent with the original.

Certifications & Approvals: MA (M-MA086), NH NELAP (2064), CT (PH-0826), IL (200077), IN (C-MA-03), KY (KY98045), ME (MA00086), MD (348), NJ (MA935), NY (11148), NC (25700/666), OR (MA-1316), PA (68-03671), RI (LAO00065), TX (T104704476), VT (VT-0935), VA (460195), USDA (Permit #525-23-122-91930A1).

Eight Walkup Drive, Westborough, MA 01581-1019
508-898-9220 (Fax) 508-898-9193 800-624-9220 - www.alphalab.com



Project Name: 136 FULLER ROAD
Project Number: 2222575

Lab Number: L2442959
Report Date: 08/06/24

Alpha Sample ID	Client ID	Matrix	Sample Location	Collection Date/Time	Receive Date
L2442959-01	EFFLUENT	WATER	ALBANY, NY	07/30/24 09:00	07/30/24
L2442959-02	INFLUENT	WATER	ALBANY, NY	07/30/24 09:10	07/30/24
L2442959-03	TRIP BLANK	WATER	ALBANY, NY	07/30/24 00:00	07/30/24

Project Name: 136 FULLER ROAD
Project Number: 2222575

Lab Number: L2442959
Report Date: 08/06/24

Case Narrative

The samples were received in accordance with the Chain of Custody and no significant deviations were encountered during the preparation or analysis unless otherwise noted. Sample Receipt, Container Information, and the Chain of Custody are located at the back of the report.

Results contained within this report relate only to the samples submitted under this Alpha Lab Number and meet NELAP requirements for all NELAP accredited parameters unless otherwise noted in the following narrative. The data presented in this report is organized by parameter (i.e. VOC, SVOC, etc.). Sample specific Quality Control data (i.e. Surrogate Spike Recovery) is reported at the end of the target analyte list for each individual sample, followed by the Laboratory Batch Quality Control at the end of each parameter. Tentatively Identified Compounds (TICs), if requested, are reported for compounds identified to be present and are not part of the method/program Target Compound List, even if only a subset of the TCL are being reported. If a sample was re-analyzed or re-extracted due to a required quality control corrective action and if both sets of data are reported, the Laboratory ID of the re-analysis or re-extraction is designated with an "R" or "RE", respectively.

When multiple Batch Quality Control elements are reported (e.g. more than one LCS), the associated samples for each element are noted in the grey shaded header line of each data table. Any Laboratory Batch, Sample Specific % recovery or RPD value that is outside the listed Acceptance Criteria is bolded in the report. In reference to questions H (CAM) or 4 (RCP) when "NO" is checked, the performance criteria for CAM and RCP methods allow for some quality control failures to occur and still be within method compliance. In these instances, the specific failure is not narrated but noted in the associated QC Outlier Summary Report, located directly after the Case Narrative. QC information is also incorporated in the Data Usability Assessment table (Format 11) of our Data Merger tool, where it can be reviewed in conjunction with the sample result, associated regulatory criteria and any associated data usability implications.

Soil/sediments and solids are reported on a dry weight basis unless otherwise noted. Tissues are reported "as received" or on a wet weight basis, unless otherwise noted. Definitions of all data qualifiers and acronyms used in this report are provided in the Glossary located at the back of the report.

HOLD POLICY - For samples submitted on hold, Alpha's policy is to hold samples (with the exception of Air canisters) free of charge for 21 calendar days from the date the project is completed. After 21 calendar days, we will dispose of all samples submitted including those put on hold unless you have contacted your Alpha Project Manager and made arrangements for Alpha to continue to hold the samples. Air canisters will be disposed after 3 business days from the date the project is completed.

Please contact Project Management at 800-624-9220 with any questions.

Project Name: 136 FULLER ROAD
Project Number: 2222575

Lab Number: L2442959
Report Date: 08/06/24

Case Narrative (continued)

Report Submission


All non-detect (ND) or estimated concentrations (J-qualified) have been quantitated to the limit noted in the MDL column.

Sample Receipt

L2442959-03: A sample identified as "TRIP BLANK" was received, but not listed on the Chain of Custody. At the client's request, this sample was not analyzed.

I, the undersigned, attest under the pains and penalties of perjury that, to the best of my knowledge and belief and based upon my personal inquiry of those responsible for providing the information contained in this analytical report, such information is accurate and complete. This certificate of analysis is not complete unless this page accompanies any and all pages of this report.

Authorized Signature:

 Kelly Stenstrom

Title: Technical Director/Representative

Date: 08/06/24

ORGANICS

VOLATILES

Project Name: 136 FULLER ROAD
Project Number: 2222575

Lab Number: L2442959
Report Date: 08/06/24

SAMPLE RESULTS

Lab ID: L2442959-01
 Client ID: EFFLUENT
 Sample Location: ALBANY, NY

Date Collected: 07/30/24 09:00
 Date Received: 07/30/24
 Field Prep: Not Specified

Sample Depth:

Matrix: Water
 Analytical Method: 1,8260D
 Analytical Date: 08/02/24 10:25
 Analyst: MKS

Parameter	Result	Qualifier	Units	RL	MDL	Dilution Factor
Volatile Organics by GC/MS - Westborough Lab						
Methylene chloride	ND		ug/l	2.5	0.70	1
1,1-Dichloroethane	ND		ug/l	2.5	0.70	1
Chloroform	ND		ug/l	2.5	0.70	1
Carbon tetrachloride	ND		ug/l	0.50	0.13	1
1,2-Dichloropropane	ND		ug/l	1.0	0.14	1
Dibromochloromethane	ND		ug/l	0.50	0.15	1
1,1,2-Trichloroethane	ND		ug/l	1.5	0.50	1
Tetrachloroethene	0.19	J	ug/l	0.50	0.18	1
Chlorobenzene	ND		ug/l	2.5	0.70	1
Trichlorofluoromethane	ND		ug/l	2.5	0.70	1
1,2-Dichloroethane	ND		ug/l	0.50	0.13	1
1,1,1-Trichloroethane	ND		ug/l	2.5	0.70	1
Bromodichloromethane	ND		ug/l	0.50	0.19	1
trans-1,3-Dichloropropene	ND		ug/l	0.50	0.16	1
cis-1,3-Dichloropropene	ND		ug/l	0.50	0.14	1
Bromoform	ND		ug/l	2.0	0.65	1
1,1,2,2-Tetrachloroethane	ND		ug/l	0.50	0.17	1
Benzene	ND		ug/l	0.50	0.16	1
Toluene	ND		ug/l	2.5	0.70	1
Ethylbenzene	ND		ug/l	2.5	0.70	1
Chloromethane	ND		ug/l	2.5	0.70	1
Bromomethane	ND		ug/l	2.5	0.70	1
Vinyl chloride	ND		ug/l	1.0	0.07	1
Chloroethane	ND		ug/l	2.5	0.70	1
1,1-Dichloroethene	ND		ug/l	0.50	0.17	1
trans-1,2-Dichloroethene	ND		ug/l	2.5	0.70	1
Trichloroethene	ND		ug/l	0.50	0.18	1
1,2-Dichlorobenzene	ND		ug/l	2.5	0.70	1

Project Name: 136 FULLER ROAD
Project Number: 2222575

Lab Number: L2442959
Report Date: 08/06/24

SAMPLE RESULTS

Lab ID: L2442959-01
Client ID: EFFLUENT
Sample Location: ALBANY, NY

Date Collected: 07/30/24 09:00
Date Received: 07/30/24
Field Prep: Not Specified

Sample Depth:

Parameter	Result	Qualifier	Units	RL	MDL	Dilution Factor
Volatile Organics by GC/MS - Westborough Lab						
1,3-Dichlorobenzene	ND		ug/l	2.5	0.70	1
1,4-Dichlorobenzene	ND		ug/l	2.5	0.70	1
Methyl tert butyl ether	ND		ug/l	2.5	0.17	1
p/m-Xylene	ND		ug/l	2.5	0.70	1
o-Xylene	ND		ug/l	2.5	0.70	1
cis-1,2-Dichloroethene	ND		ug/l	2.5	0.70	1
Styrene	ND		ug/l	2.5	0.70	1
Dichlorodifluoromethane	ND		ug/l	5.0	1.0	1
Acetone	2.2	J	ug/l	5.0	1.5	1
Carbon disulfide	ND		ug/l	5.0	1.0	1
2-Butanone	ND		ug/l	5.0	1.9	1
4-Methyl-2-pentanone	ND		ug/l	5.0	1.0	1
2-Hexanone	ND		ug/l	5.0	1.0	1
Bromochloromethane	ND		ug/l	2.5	0.70	1
1,2-Dibromoethane	ND		ug/l	2.0	0.65	1
1,2-Dibromo-3-chloropropane	ND		ug/l	2.5	0.70	1
Isopropylbenzene	ND		ug/l	2.5	0.70	1
1,2,3-Trichlorobenzene	ND		ug/l	2.5	0.70	1
1,2,4-Trichlorobenzene	ND		ug/l	2.5	0.70	1
Methyl Acetate	ND		ug/l	2.0	0.23	1
Cyclohexane	ND		ug/l	10	0.27	1
1,4-Dioxane	76	J	ug/l	250	61.	1
Freon-113	ND		ug/l	2.5	0.70	1
Methyl cyclohexane	ND		ug/l	10	0.40	1

Surrogate	% Recovery	Qualifier	Acceptance Criteria
1,2-Dichloroethane-d4	122		70-130
Toluene-d8	98		70-130
4-Bromofluorobenzene	103		70-130
Dibromofluoromethane	115		70-130

Project Name: 136 FULLER ROAD
Project Number: 2222575

Lab Number: L2442959
Report Date: 08/06/24

SAMPLE RESULTS

Lab ID: L2442959-02
 Client ID: INFLUENT
 Sample Location: ALBANY, NY

Date Collected: 07/30/24 09:10
 Date Received: 07/30/24
 Field Prep: Not Specified

Sample Depth:

Matrix: Water
 Analytical Method: 1,8260D
 Analytical Date: 08/02/24 10:47
 Analyst: MKS

Parameter	Result	Qualifier	Units	RL	MDL	Dilution Factor
Volatile Organics by GC/MS - Westborough Lab						
Methylene chloride	ND		ug/l	2.5	0.70	1
1,1-Dichloroethane	ND		ug/l	2.5	0.70	1
Chloroform	ND		ug/l	2.5	0.70	1
Carbon tetrachloride	ND		ug/l	0.50	0.13	1
1,2-Dichloropropane	ND		ug/l	1.0	0.14	1
Dibromochloromethane	ND		ug/l	0.50	0.15	1
1,1,2-Trichloroethane	ND		ug/l	1.5	0.50	1
Tetrachloroethene	4.1		ug/l	0.50	0.18	1
Chlorobenzene	ND		ug/l	2.5	0.70	1
Trichlorofluoromethane	ND		ug/l	2.5	0.70	1
1,2-Dichloroethane	ND		ug/l	0.50	0.13	1
1,1,1-Trichloroethane	ND		ug/l	2.5	0.70	1
Bromodichloromethane	ND		ug/l	0.50	0.19	1
trans-1,3-Dichloropropene	ND		ug/l	0.50	0.16	1
cis-1,3-Dichloropropene	ND		ug/l	0.50	0.14	1
Bromoform	ND		ug/l	2.0	0.65	1
1,1,2,2-Tetrachloroethane	ND		ug/l	0.50	0.17	1
Benzene	ND		ug/l	0.50	0.16	1
Toluene	ND		ug/l	2.5	0.70	1
Ethylbenzene	ND		ug/l	2.5	0.70	1
Chloromethane	ND		ug/l	2.5	0.70	1
Bromomethane	ND		ug/l	2.5	0.70	1
Vinyl chloride	ND		ug/l	1.0	0.07	1
Chloroethane	ND		ug/l	2.5	0.70	1
1,1-Dichloroethene	ND		ug/l	0.50	0.17	1
trans-1,2-Dichloroethene	ND		ug/l	2.5	0.70	1
Trichloroethene	0.81		ug/l	0.50	0.18	1
1,2-Dichlorobenzene	ND		ug/l	2.5	0.70	1

Project Name: 136 FULLER ROAD
Project Number: 2222575

Lab Number: L2442959
Report Date: 08/06/24

SAMPLE RESULTS

Lab ID: L2442959-02
Client ID: INFLUENT
Sample Location: ALBANY, NY

Date Collected: 07/30/24 09:10
Date Received: 07/30/24
Field Prep: Not Specified

Sample Depth:

Parameter	Result	Qualifier	Units	RL	MDL	Dilution Factor
Volatile Organics by GC/MS - Westborough Lab						
1,3-Dichlorobenzene	ND		ug/l	2.5	0.70	1
1,4-Dichlorobenzene	ND		ug/l	2.5	0.70	1
Methyl tert butyl ether	ND		ug/l	2.5	0.17	1
p/m-Xylene	ND		ug/l	2.5	0.70	1
o-Xylene	ND		ug/l	2.5	0.70	1
cis-1,2-Dichloroethene	5.7		ug/l	2.5	0.70	1
Styrene	ND		ug/l	2.5	0.70	1
Dichlorodifluoromethane	ND		ug/l	5.0	1.0	1
Acetone	ND		ug/l	5.0	1.5	1
Carbon disulfide	ND		ug/l	5.0	1.0	1
2-Butanone	ND		ug/l	5.0	1.9	1
4-Methyl-2-pentanone	ND		ug/l	5.0	1.0	1
2-Hexanone	ND		ug/l	5.0	1.0	1
Bromochloromethane	ND		ug/l	2.5	0.70	1
1,2-Dibromoethane	ND		ug/l	2.0	0.65	1
1,2-Dibromo-3-chloropropane	ND		ug/l	2.5	0.70	1
Isopropylbenzene	ND		ug/l	2.5	0.70	1
1,2,3-Trichlorobenzene	ND		ug/l	2.5	0.70	1
1,2,4-Trichlorobenzene	ND		ug/l	2.5	0.70	1
Methyl Acetate	ND		ug/l	2.0	0.23	1
Cyclohexane	ND		ug/l	10	0.27	1
1,4-Dioxane	110	J	ug/l	250	61.	1
Freon-113	ND		ug/l	2.5	0.70	1
Methyl cyclohexane	ND		ug/l	10	0.40	1

Surrogate	% Recovery	Qualifier	Acceptance Criteria
1,2-Dichloroethane-d4	125		70-130
Toluene-d8	98		70-130
4-Bromofluorobenzene	105		70-130
Dibromofluoromethane	115		70-130

Project Name: 136 FULLER ROAD
Project Number: 2222575

Lab Number: L2442959
Report Date: 08/06/24

Method Blank Analysis
Batch Quality Control

Analytical Method: 1,8260D
Analytical Date: 08/02/24 06:21
Analyst: MJV

Parameter	Result	Qualifier	Units	RL	MDL
Volatile Organics by GC/MS - Westborough Lab for sample(s): 01-02 Batch: WG1954607-5					
Methylene chloride	ND		ug/l	2.5	0.70
1,1-Dichloroethane	ND		ug/l	2.5	0.70
Chloroform	ND		ug/l	2.5	0.70
Carbon tetrachloride	ND		ug/l	0.50	0.13
1,2-Dichloropropane	ND		ug/l	1.0	0.14
Dibromochloromethane	ND		ug/l	0.50	0.15
1,1,2-Trichloroethane	ND		ug/l	1.5	0.50
Tetrachloroethene	ND		ug/l	0.50	0.18
Chlorobenzene	ND		ug/l	2.5	0.70
Trichlorofluoromethane	ND		ug/l	2.5	0.70
1,2-Dichloroethane	ND		ug/l	0.50	0.13
1,1,1-Trichloroethane	ND		ug/l	2.5	0.70
Bromodichloromethane	ND		ug/l	0.50	0.19
trans-1,3-Dichloropropene	ND		ug/l	0.50	0.16
cis-1,3-Dichloropropene	ND		ug/l	0.50	0.14
Bromoform	ND		ug/l	2.0	0.65
1,1,2,2-Tetrachloroethane	ND		ug/l	0.50	0.17
Benzene	ND		ug/l	0.50	0.16
Toluene	ND		ug/l	2.5	0.70
Ethylbenzene	ND		ug/l	2.5	0.70
Chloromethane	ND		ug/l	2.5	0.70
Bromomethane	ND		ug/l	2.5	0.70
Vinyl chloride	ND		ug/l	1.0	0.07
Chloroethane	ND		ug/l	2.5	0.70
1,1-Dichloroethene	ND		ug/l	0.50	0.17
trans-1,2-Dichloroethene	ND		ug/l	2.5	0.70
Trichloroethene	ND		ug/l	0.50	0.18
1,2-Dichlorobenzene	ND		ug/l	2.5	0.70
1,3-Dichlorobenzene	ND		ug/l	2.5	0.70

Project Name: 136 FULLER ROAD
Project Number: 2222575

Lab Number: L2442959
Report Date: 08/06/24

Method Blank Analysis
Batch Quality Control

Analytical Method: 1,8260D
Analytical Date: 08/02/24 06:21
Analyst: MJV

Parameter	Result	Qualifier	Units	RL	MDL
Volatile Organics by GC/MS - Westborough Lab for sample(s): 01-02 Batch: WG1954607-5					
1,4-Dichlorobenzene	ND		ug/l	2.5	0.70
Methyl tert butyl ether	ND		ug/l	2.5	0.17
p/m-Xylene	ND		ug/l	2.5	0.70
o-Xylene	ND		ug/l	2.5	0.70
cis-1,2-Dichloroethene	ND		ug/l	2.5	0.70
Styrene	ND		ug/l	2.5	0.70
Dichlorodifluoromethane	ND		ug/l	5.0	1.0
Acetone	ND		ug/l	5.0	1.5
Carbon disulfide	ND		ug/l	5.0	1.0
2-Butanone	ND		ug/l	5.0	1.9
4-Methyl-2-pentanone	ND		ug/l	5.0	1.0
2-Hexanone	ND		ug/l	5.0	1.0
Bromochloromethane	ND		ug/l	2.5	0.70
1,2-Dibromoethane	ND		ug/l	2.0	0.65
1,2-Dibromo-3-chloropropane	ND		ug/l	2.5	0.70
Isopropylbenzene	ND		ug/l	2.5	0.70
1,2,3-Trichlorobenzene	ND		ug/l	2.5	0.70
1,2,4-Trichlorobenzene	ND		ug/l	2.5	0.70
Methyl Acetate	ND		ug/l	2.0	0.23
Cyclohexane	ND		ug/l	10	0.27
1,4-Dioxane	ND		ug/l	250	61.
Freon-113	ND		ug/l	2.5	0.70
Methyl cyclohexane	ND		ug/l	10	0.40

Project Name: 136 FULLER ROAD
Project Number: 2222575

Lab Number: L2442959
Report Date: 08/06/24

Method Blank Analysis
Batch Quality Control

Analytical Method: 1,8260D
Analytical Date: 08/02/24 06:21
Analyst: MJV

Parameter	Result	Qualifier	Units	RL	MDL
Volatile Organics by GC/MS - Westborough Lab for sample(s): 01-02 Batch: WG1954607-5					

Surrogate	%Recovery	Qualifier	Acceptance Criteria
1,2-Dichloroethane-d4	104		70-130
Toluene-d8	99		70-130
4-Bromofluorobenzene	109		70-130
Dibromofluoromethane	110		70-130

Lab Control Sample Analysis

Batch Quality Control

Project Name: 136 FULLER ROAD

Lab Number: L2442959

Project Number: 222575

Report Date: 08/06/24

Parameter	LCS %Recovery	Qual	LCSD %Recovery	Qual	%Recovery Limits	RPD	Qual	RPD Limits
Volatile Organics by GC/MS - Westborough Lab Associated sample(s): 01-02 Batch: WG1954607-3 WG1954607-4								
Methylene chloride	93		91		70-130	2		20
1,1-Dichloroethane	99		95		70-130	4		20
Chloroform	96		92		70-130	4		20
Carbon tetrachloride	120		98		63-132	20		20
1,2-Dichloropropane	90		86		70-130	5		20
Dibromochloromethane	79		76		63-130	4		20
1,1,2-Trichloroethane	82		81		70-130	1		20
Tetrachloroethene	92		86		70-130	7		20
Chlorobenzene	92		88		75-130	4		20
Trichlorofluoromethane	100		95		62-150	5		20
1,2-Dichloroethane	89		88		70-130	1		20
1,1,1-Trichloroethane	98		92		67-130	6		20
Bromodichloromethane	89		85		67-130	5		20
trans-1,3-Dichloropropene	86		85		70-130	1		20
cis-1,3-Dichloropropene	92		89		70-130	3		20
Bromoform	79		79		54-136	0		20
1,1,2,2-Tetrachloroethane	88		89		67-130	1		20
Benzene	94		89		70-130	5		20
Toluene	92		89		70-130	3		20
Ethylbenzene	95		90		70-130	5		20
Chloromethane	89		80		64-130	11		20
Bromomethane	81		74		39-139	9		20
Vinyl chloride	100		90		55-140	11		20

Lab Control Sample Analysis

Batch Quality Control

Project Name: 136 FULLER ROAD

Lab Number: L2442959

Project Number: 222575

Report Date: 08/06/24

Parameter	LCS %Recovery	Qual	LCSD %Recovery	Qual	%Recovery Limits	RPD	Qual	RPD Limits
Volatile Organics by GC/MS - Westborough Lab Associated sample(s): 01-02 Batch: WG1954607-3 WG1954607-4								
Chloroethane	100		100		55-138	0		20
1,1-Dichloroethene	98		93		61-145	5		20
trans-1,2-Dichloroethene	96		92		70-130	4		20
Trichloroethene	89		85		70-130	5		20
1,2-Dichlorobenzene	90		86		70-130	5		20
1,3-Dichlorobenzene	92		88		70-130	4		20
1,4-Dichlorobenzene	90		86		70-130	5		20
Methyl tert butyl ether	90		89		63-130	1		20
p/m-Xylene	95		90		70-130	5		20
o-Xylene	95		90		70-130	5		20
cis-1,2-Dichloroethene	96		89		70-130	8		20
Styrene	95		90		70-130	5		20
Dichlorodifluoromethane	89		73		36-147	20		20
Acetone	81		83		58-148	2		20
Carbon disulfide	96		91		51-130	5		20
2-Butanone	80		84		63-138	5		20
4-Methyl-2-pentanone	82		86		59-130	5		20
2-Hexanone	80		84		57-130	5		20
Bromochloromethane	90		90		70-130	0		20
1,2-Dibromoethane	80		80		70-130	0		20
1,2-Dibromo-3-chloropropane	51		79		41-144	43	Q	20
Isopropylbenzene	98		91		70-130	7		20
1,2,3-Trichlorobenzene	78		80		70-130	3		20

Lab Control Sample Analysis

Batch Quality Control

Project Name: 136 FULLER ROAD

Project Number: 222575

Lab Number: L2442959

Report Date: 08/06/24

Parameter	LCS %Recovery	Qual	LCSD %Recovery	Qual	%Recovery Limits	RPD	Qual	RPD Limits
Volatile Organics by GC/MS - Westborough Lab Associated sample(s): 01-02 Batch: WG1954607-3 WG1954607-4								
1,2,4-Trichlorobenzene	77		78		70-130	1		20
Methyl Acetate	78		84		70-130	7		20
Cyclohexane	99		91		70-130	8		20
1,4-Dioxane	82		86		56-162	5		20
Freon-113	100		95		70-130	5		20
Methyl cyclohexane	92		85		70-130	8		20

Surrogate	LCS %Recovery	Qual	LCSD %Recovery	Qual	Acceptance Criteria
1,2-Dichloroethane-d4	100		104		70-130
Toluene-d8	100		101		70-130
4-Bromofluorobenzene	105		103		70-130
Dibromofluoromethane	102		103		70-130

Project Name: 136 FULLER ROAD

Project Number: 2222575

Serial_No:08062412:58

Lab Number: L2442959

Report Date: 08/06/24

Sample Receipt and Container Information

Were project specific reporting limits specified?

YES

Cooler Information

Cooler	Custody Seal
A	Absent

Container Information

Container ID	Container Type	Cooler	Initial pH	Final pH	Temp deg C	Pres	Seal	Frozen Date/Time	Analysis(*)
L2442959-01A	Vial HCl preserved	A	NA		4.7	Y	Absent		NYTCL-8260(14)
L2442959-01B	Vial HCl preserved	A	NA		4.7	Y	Absent		NYTCL-8260(14)
L2442959-01C	Vial HCl preserved	A	NA		4.7	Y	Absent		NYTCL-8260(14)
L2442959-02A	Vial HCl preserved	A	NA		4.7	Y	Absent		NYTCL-8260(14)
L2442959-02B	Vial HCl preserved	A	NA		4.7	Y	Absent		NYTCL-8260(14)
L2442959-02C	Vial HCl preserved	A	NA		4.7	Y	Absent		NYTCL-8260(14)
L2442959-03A	Vial HCl preserved	A	NA		4.7	Y	Absent		ARCHIVE()
L2442959-03B	Vial HCl preserved	A	NA		4.7	Y	Absent		ARCHIVE()

Project Name: 136 FULLER ROAD
Project Number: 2222575

Lab Number: L2442959
Report Date: 08/06/24

GLOSSARY

Acronyms

DL	- Detection Limit: This value represents the level to which target analyte concentrations are reported as estimated values, when those target analyte concentrations are quantified below the limit of quantitation (LOQ). The DL includes any adjustments from dilutions, concentrations or moisture content, where applicable. (DoD report formats only.)
EDL	- Estimated Detection Limit: This value represents the level to which target analyte concentrations are reported as estimated values, when those target analyte concentrations are quantified below the reporting limit (RL). The EDL includes any adjustments from dilutions, concentrations or moisture content, where applicable. The use of EDLs is specific to the analysis of PAHs using Solid-Phase Microextraction (SPME).
EMPC	- Estimated Maximum Possible Concentration: The concentration that results from the signal present at the retention time of an analyte when the ions meet all of the identification criteria except the ion abundance ratio criteria. An EMPC is a worst-case estimate of the concentration.
EPA	- Environmental Protection Agency.
LCS	- Laboratory Control Sample: A sample matrix, free from the analytes of interest, spiked with verified known amounts of analytes or a material containing known and verified amounts of analytes.
LCSD	- Laboratory Control Sample Duplicate: Refer to LCS.
LFB	- Laboratory Fortified Blank: A sample matrix, free from the analytes of interest, spiked with verified known amounts of analytes or a material containing known and verified amounts of analytes.
LOD	- Limit of Detection: This value represents the level to which a target analyte can reliably be detected for a specific analyte in a specific matrix by a specific method. The LOD includes any adjustments from dilutions, concentrations or moisture content, where applicable. (DoD report formats only.)
LOQ	- Limit of Quantitation: The value at which an instrument can accurately measure an analyte at a specific concentration. The LOQ includes any adjustments from dilutions, concentrations or moisture content, where applicable. (DoD report formats only.) Limit of Quantitation: The value at which an instrument can accurately measure an analyte at a specific concentration. The LOQ includes any adjustments from dilutions, concentrations or moisture content, where applicable. (DoD report formats only.)
MDL	- Method Detection Limit: This value represents the level to which target analyte concentrations are reported as estimated values, when those target analyte concentrations are quantified below the reporting limit (RL). The MDL includes any adjustments from dilutions, concentrations or moisture content, where applicable.
MS	- Matrix Spike Sample: A sample prepared by adding a known mass of target analyte to a specified amount of matrix sample for which an independent estimate of target analyte concentration is available. For Method 332.0, the spike recovery is calculated using the native concentration, including estimated values.
MSD	- Matrix Spike Sample Duplicate: Refer to MS.
NA	- Not Applicable.
NC	- Not Calculated: Term is utilized when one or more of the results utilized in the calculation are non-detect at the parameter's reporting unit.
NDPA/DPA	- N-Nitrosodiphenylamine/Diphenylamine.
NI	- Not Ignitable.
NP	- Non-Plastic: Term is utilized for the analysis of Atterberg Limits in soil.
NR	- No Results: Term is utilized when 'No Target Compounds Requested' is reported for the analysis of Volatile or Semivolatile Organic TIC only requests.
RL	- Reporting Limit: The value at which an instrument can accurately measure an analyte at a specific concentration. The RL includes any adjustments from dilutions, concentrations or moisture content, where applicable.
RPD	- Relative Percent Difference: The results from matrix and/or matrix spike duplicates are primarily designed to assess the precision of analytical results in a given matrix and are expressed as relative percent difference (RPD). Values which are less than five times the reporting limit for any individual parameter are evaluated by utilizing the absolute difference between the values; although the RPD value will be provided in the report.
SRM	- Standard Reference Material: A reference sample of a known or certified value that is of the same or similar matrix as the associated field samples.
STLP	- Semi-dynamic Tank Leaching Procedure per EPA Method 1315.
TEF	- Toxic Equivalency Factors: The values assigned to each dioxin and furan to evaluate their toxicity relative to 2,3,7,8-TCDD.
TEQ	- Toxic Equivalent: The measure of a sample's toxicity derived by multiplying each dioxin and furan by its corresponding TEF and then summing the resulting values.
TIC	- Tentatively Identified Compound: A compound that has been identified to be present and is not part of the target compound list (TCL) for the method and/or program. All TICs are qualitatively identified and reported as estimated concentrations.

Report Format: DU Report with 'J' Qualifiers



Project Name: 136 FULLER ROAD
Project Number: 2222575

Lab Number: L2442959
Report Date: 08/06/24

Footnotes

- 1 - The reference for this analyte should be considered modified since this analyte is absent from the target analyte list of the original method.

Terms

Analytical Method: Both the document from which the method originates and the analytical reference method. (Example: EPA 8260B is shown as 1,8260B.) The codes for the reference method documents are provided in the References section of the Addendum.

Chlordane: The target compound Chlordane (CAS No. 57-74-9) is reported for GC ECD analyses. Per EPA, this compound "refers to a mixture of chlordane isomers, other chlorinated hydrocarbons and numerous other components." (Reference: USEPA Toxicological Review of Chlordane, In Support of Summary Information on the Integrated Risk Information System (IRIS), December 1997.)

Difference: With respect to Total Oxidizable Precursor (TOP) Assay analysis, the difference is defined as the Post-Treatment value minus the Pre-Treatment value.

Final pH: As it pertains to Sample Receipt & Container Information section of the report, Final pH reflects pH of container determined after adjustment at the laboratory, if applicable. If no adjustment required, value reflects Initial pH.

Frozen Date/Time: With respect to Volatile Organics in soil, Frozen Date/Time reflects the date/time at which associated Reagent Water-preserved vials were initially frozen. Note: If frozen date/time is beyond 48 hours from sample collection, value will be reflected in 'bold'.

Gasoline Range Organics (GRO): Gasoline Range Organics (GRO) results include all chromatographic peaks eluting from Methyl tert butyl ether through Naphthalene, with the exception of GRO analysis in support of State of Ohio programs, which includes all chromatographic peaks eluting from Hexane through Dodecane.

Initial pH: As it pertains to Sample Receipt & Container Information section of the report, Initial pH reflects pH of container determined upon receipt, if applicable.

PAH Total: With respect to Alkylated PAH analyses, the 'PAHs, Total' result is defined as the summation of results for all or a subset of the following compounds: Naphthalene, C1-C4 Naphthalenes, 2-Methylnaphthalene, 1-Methylnaphthalene, Biphenyl, Acenaphthylene, Acenaphthene, Fluorene, C1-C3 Fluorenes, Phenanthrene, C1-C4 Phenanthrenes/Anthracenes, Anthracene, Fluoranthene, Pyrene, C1-C4 Fluoranthenes/Pyrenes, Benz(a)anthracene, Chrysene, C1-C4 Chrysenes, Benzo(b)fluoranthene, Benzo(j)+(k)fluoranthene, Benzo(e)pyrene, Benzo(a)pyrene, Perylene, Indeno(1,2,3-cd)pyrene, Dibenz(ah)+(ac)anthracene, Benzo(g,h,i)perylene. If a 'Total' result is requested, the results of its individual components will also be reported.

PFAS Total: With respect to PFAS analyses, the 'PFAS, Total (5)' result is defined as the summation of results for: PFHpA, PFHxS, PFOA, PFNA and PFOS. In addition, the 'PFAS, Total (6)' result is defined as the summation of results for: PFHpA, PFHxS, PFOA, PFNA, PFDA and PFOS. For MassDEP DW compliance analysis only, the 'PFAS, Total (6)' result is defined as the summation of results at or above the RL. Note: If a 'Total' result is requested, the results of its individual components will also be reported.

Total: With respect to Organic analyses, a 'Total' result is defined as the summation of results for individual isomers or Aroclors. If a 'Total' result is requested, the results of its individual components will also be reported. This is applicable to 'Total' results for methods 8260, 8081 and 8082.

Data Qualifiers

- A** - Spectra identified as "Aldol Condensates" are byproducts of the extraction/concentration procedures when acetone is introduced in the process.
- B** - The analyte was detected above the reporting limit in the associated method blank. Flag only applies to associated field samples that have detectable concentrations of the analyte at less than ten times (10x) the concentration found in the blank. For MCP-related projects, flag only applies to associated field samples that have detectable concentrations of the analyte at less than ten times (10x) the concentration found in the blank. For DOD-related projects, flag only applies to associated field samples that have detectable concentrations of the analyte at less than ten times (10x) the concentration found in the blank AND the analyte was detected above one-half the reporting limit (or above the reporting limit for common lab contaminants) in the associated method blank. For NJ-Air-related projects, flag only applies to associated field samples that have detectable concentrations of the analyte above the reporting limit. For NJ-related projects (excluding Air), flag only applies to associated field samples that have detectable concentrations of the analyte, which was detected above the reporting limit in the associated method blank or above five times the reporting limit for common lab contaminants (Phthalates, Acetone, Methylene Chloride, 2-Butanone).
- C** - Co-elution: The target analyte co-elutes with a known lab standard (i.e. surrogate, internal standards, etc.) for co-extracted analyses.
- D** - Concentration of analyte was quantified from diluted analysis. Flag only applies to field samples that have detectable concentrations of the analyte.
- E** - Concentration of analyte exceeds the range of the calibration curve and/or linear range of the instrument.
- F** - The ratio of quantifier ion response to qualifier ion response falls outside of the laboratory criteria. Results are considered to be an estimated maximum concentration.
- G** - The concentration may be biased high due to matrix interferences (i.e. co-elution) with non-target compound(s). The result should be considered estimated.
- H** - The analysis of pH was performed beyond the regulatory-required holding time of 15 minutes from the time of sample collection.
- I** - The lower value for the two columns has been reported due to obvious interference.
- J** - Estimated value. The Target analyte concentration is below the quantitation limit (RL), but above the Method Detection Limit (MDL) or Estimated Detection Limit (EDL) for SPME-related analyses. This represents an estimated concentration for Tentatively

Report Format: DU Report with 'J' Qualifiers



Project Name: 136 FULLER ROAD
Project Number: 2222575

Lab Number: L2442959
Report Date: 08/06/24

Data Qualifiers

Identified Compounds (TICs). For calculated parameters, this represents that one or more values used in the calculation were estimated.

- M** - Reporting Limit (RL) exceeds the MCP CAM Reporting Limit for this analyte.
- ND** - Not detected at the method detection limit (MDL) for the sample, or estimated detection limit (EDL) for SPME-related analyses.
- NJ** - Presumptive evidence of compound. This represents an estimated concentration for Tentatively Identified Compounds (TICs), where the identification is based on a mass spectral library search.
- P** - The RPD between the results for the two columns exceeds the method-specified criteria.
- Q** - The quality control sample exceeds the associated acceptance criteria. For DOD-related projects, LCS and/or Continuing Calibration Standard exceedences are also qualified on all associated sample results. Note: This flag is not applicable for matrix spike recoveries when the sample concentration is greater than 4x the spike added or for batch duplicate RPD when the sample concentrations are less than 5x the RL. (Metals only.)
- R** - Analytical results are from sample re-analysis.
- RE** - Analytical results are from sample re-extraction.
- S** - Analytical results are from modified screening analysis.
- V** - The surrogate associated with this target analyte has a recovery outside the QC acceptance limits. (Applicable to MassDEP DW Compliance samples only.)
- Z** - The batch matrix spike and/or duplicate associated with this target analyte has a recovery/RPD outside the QC acceptance limits. (Applicable to MassDEP DW Compliance samples only.)

Project Name: 136 FULLER ROAD
Project Number: 2222575

Lab Number: L2442959
Report Date: 08/06/24

REFERENCES

- 1 Test Methods for Evaluating Solid Waste: Physical/Chemical Methods. EPA SW-846. Third Edition. Updates I - VI, 2018.

LIMITATION OF LIABILITIES

Alpha Analytical performs services with reasonable care and diligence normal to the analytical testing laboratory industry. In the event of an error, the sole and exclusive responsibility of Alpha Analytical shall be to re-perform the work at it's own expense. In no event shall Alpha Analytical be held liable for any incidental, consequential or special damages, including but not limited to, damages in any way connected with the use of, interpretation of, information or analysis provided by Alpha Analytical.

We strongly urge our clients to comply with EPA protocol regarding sample volume, preservation, cooling, containers, sampling procedures, holding time and splitting of samples in the field.



Certification Information

The following analytes are not included in our Primary NELAP Scope of Accreditation:

Westborough Facility

EPA 624.1: m/p-xylene, o-xylene, Naphthalene

EPA 625.1: alpha-Terpineol

EPA 8260D: NPW: 1,2,4,5-Tetramethylbenzene; 4-Ethyltoluene; SCM: Iodomethane (methyl iodide), 1,2,4,5-Tetramethylbenzene; 4-Ethyltoluene.

EPA 8270E: NPW: Dimethylnaphthalene,1,4-Diphenylhydrazine, alpha-Terpineol, Azobenzene; SCM: Dimethylnaphthalene,1,4-Diphenylhydrazine.

SM4500: NPW: Amenable Cyanide; SCM: Total Phosphorus, TKN, NO₂, NO₃.

Mansfield Facility

SM 2540D: TSS.

EPA TO-15: Halothane, 2,4,4-Trimethyl-2-pentene, 2,4,4-Trimethyl-1-pentene, Thiophene, 2-Methylthiophene,

3-Methylthiophene, 2-Ethylthiophene, 1,2,3-Trimethylbenzene, Indan, Indene, 1,2,4,5-Tetramethylbenzene, Benzothiophene, 1-Methylnaphthalene.

Nonpotable Water: EPA RSK-175 Dissolved Gases

Biological Tissue Matrix: EPA 3050B

The following analytes are included in our Massachusetts DEP Scope of Accreditation

Westborough Facility:

Drinking Water

EPA 300.0: Chloride, Nitrate-N, Fluoride, Sulfate; **EPA 353.2:** Nitrate-N, Nitrite-N; **SM4500NO3-F:** Nitrate-N, Nitrite-N; **SM4500F-C, SM4500CN-CE,**

EPA 180.1, SM2130B, SM4500Cl-D, SM2320B, SM2540C, SM4500H-B, SM4500NO2-B

EPA 524.2: THMs and VOCs; **EPA 504.1:** EDB, DBCP.

Microbiology: SM9215B; SM9223-P/A, SM9223B-Colilert-QT, SM9222D.

Non-Potable Water

SM4500H,B, EPA 120.1, SM2510B, SM2540C, SM2320B, SM4500CL-E, SM4500F-BC, SM4500NH3-BH: Ammonia-N and Kjeldahl-N, **EPA 350.1:**

Ammonia-N, **LACHAT 10-107-06-1-B:** Ammonia-N, **EPA 351.1, SM4500NO3-F, EPA 353.2:** Nitrate-N, **SM4500P-E, SM4500P-B, E, SM4500SO4-E,**

SM5220D, EPA 410.4, SM5210B, SM5310C, SM4500CL-D, EPA 1664, EPA 420.1, SM4500-CN-CE, SM2540D, EPA 300: Chloride, Sulfate, Nitrate.

EPA 624.1: Volatile Halocarbons & Aromatics,

EPA 608.3: Chlordane, Toxaphene, Aldrin, alpha-BHC, beta-BHC, gamma-BHC, delta-BHC, Dieldrin, DDD, DDE, DDT, Endosulfan I, Endosulfan II,

Endosulfan sulfate, Endrin, Endrin Aldehyde, Heptachlor, Heptachlor Epoxide, PCBs

EPA 625.1: SVOC (Acid/Base/Neutral Extractables).

Microbiology: SM9223B-Colilert-QT; Enterolert-QT, EPA 1600, EPA 1603, SM9222D.

Mansfield Facility:

Drinking Water

EPA 200.7: Al, Ba, Cd, Cr, Cu, Fe, Mn, Ni, Na, Ag, Ca, Zn. **EPA 200.8:** Al, Sb, As, Ba, Be, Cd, Cr, Cu, Pb, Mn, Ni, Se, Ag, TL, Zn. **EPA 245.1** Hg.

EPA 522, EPA 537.1.

Non-Potable Water


EPA 200.7: Al, Sb, As, Be, Cd, Ca, Cr, Co, Cu, Fe, Pb, Mg, Mn, Mo, Ni, K, Se, Ag, Na, Sr, TL, Ti, V, Zn.

EPA 200.8: Al, Sb, As, Be, Cd, Cr, Cu, Fe, Pb, Mn, Ni, K, Se, Ag, Na, TL, Zn.

EPA 245.1 Hg.

SM2340B

For a complete listing of analytes and methods, please contact your Alpha Project Manager.

 NEW YORK CHAIN OF CUSTODY	Service Centers Mahwah, NJ 07430: 35 Whitney Rd, Suite 5 Albany, NY 12205: 14 Walker Way Tonawanda, NY 14150: 275 Cooper Ave, Suite 105	Page	Date Rec'd in Lab	ALPHA Job #															
		of 1			7/31/24	L2442959													
Westborough, MA 01581 8 Walkup Dr. TEL: 508-898-8220 FAX: 508-898-9193	Mansfield, MA 02048 320 Forbes Blvd TEL: 508-822-9300 FAX: 508-822-3288	Project Information		Deliverables	Billing Information														
Client Information		Project Name: 136 Fuller Rd		<input type="checkbox"/> ASP-A	<input type="checkbox"/> ASP-B														
Client: <i>Labella Associates</i>		Project Location: Albany NY		<input type="checkbox"/> EQUS (1 File)	<input type="checkbox"/> EQUS (4 File)														
Address: 4 British American		Project # 2222575		<input type="checkbox"/> Other	<input type="checkbox"/> Same as Client Info														
Katham NY 12110		(Use Project name as Project #) <input type="checkbox"/>		Regulatory Requirement															
Phone: 720-626-6362		Project Manager: <i>Branson Fields</i>		<input type="checkbox"/> NY TOGS	<input type="checkbox"/> NY Part 375														
Fax:		ALPHAQuote #:		<input type="checkbox"/> AWQ Standards	<input type="checkbox"/> NY CP-51														
Email: <i>bfields@labellaPC.com</i>		Turn-Around Time		<input type="checkbox"/> NY Restricted Use	<input type="checkbox"/> Other														
		Standard <input checked="" type="checkbox"/>		<input type="checkbox"/> NY Unrestricted Use	Disposal Site Information														
		Rush (only if pre approved) <input type="checkbox"/>		<input type="checkbox"/> NYC Sewer Discharge															
Due Date:		# of Days:		Please identify below location of applicable disposal facilities.															
These samples have been previously analyzed by Alpha <input type="checkbox"/>				Disposal Facility:															
Other project specific requirements/comments:				<input type="checkbox"/> NJ <input type="checkbox"/> NY															
<i>Invoice cc: to APPK@labellaPC.com</i>				<input type="checkbox"/> Other:															
Please specify Metals or TAL.				ANALYSIS 8260 Voc's															
				Sample Filtration <input type="checkbox"/> Done <input type="checkbox"/> Lab to do <input type="checkbox"/> Lab to do (Please Specify below)															
				Total Bottles															
ALPHA Lab ID (Lab Use Only)	Sample ID	Collection		Sample Matrix	Sampler's Initials														
		Date	Time																
42959 -01	Effluent	7/30/24	0900	GW	FZ	Y													
-02	Influent	7/30/24	0910	GW	FZ	X													
Preservative Code:		Container Code		Westboro: Certification No: MA935		Container Type													
A = None		P = Plastic		Mansfield: Certification No: MA015		Preservative													
B = HCl		A = Amber Glass																	
C = HNO ₃		V = Vial																	
D = H ₂ SO ₄		G = Glass																	
E = NaOH		B = Bacteria Cup																	
F = MeOH		C = Cube																	
G = NaHSO ₄		O = Other																	
H = Na ₂ S ₂ O ₃		E = Encore																	
K/E = Zn Ac/NaOH		D = BOD Bottle																	
O = Other																			
Form No: 01-25 HC (rev. 30-Sept-2013)		Relinquished By:		Date/Time		Received By:		Date/Time											
		<i>Branson Fields</i>		7/30/24 1200		<i>Branson Fields</i>		7/30/24 1200											
		<i>[Signature]</i>		7/30/24 1210		<i>[Signature]</i>		7/30/24 2200											
		<i>[Signature]</i>		7/31/24 0140		<i>[Signature]</i>		7/31/24 0140											
		<i>[Signature]</i>		7/31/24 00:40		<i>[Signature]</i>		7/31/24 00:40											



ANALYTICAL REPORT

Lab Number:	L2442977
Client:	LaBella Associates, P.C. 4 British American Boulevard Latham, NY 12110
ATTN:	Branson Fields
Phone:	(518) 266-7355
Project Name:	136 FULLER RD
Project Number:	2222575
Report Date:	08/12/24

The original project report/data package is held by Alpha Analytical. This report/data package is paginated and should be reproduced only in its entirety. Alpha Analytical holds no responsibility for results and/or data that are not consistent with the original.

Certifications & Approvals: MA (M-MA030), NH NELAP (2062), CT (PH-0825), DoD (L2474), FL (E87814), IL (200081), IN (C-MA-04), KY (KY98046), LA (85084), ME (MA00030), MD (350), MI (9110), MN (025-999-495), NJ (MA015), NY (11627), NC (685), OR (MA-0262), PA (68-02089), RI (LAO00299), TX (T104704419), VT (VT-0015), VA (460194), WA (C954), US Army Corps of Engineers, USDA (Permit #525-23-107-88708A1), USFWS (Permit #A24920).

320 Forbes Boulevard, Mansfield, MA 02048-1806
508-822-9300 (Fax) 508-822-3288 800-624-9220 - www.alphalab.com



Project Name: 136 FULLER RD
Project Number: 2222575

Lab Number: L2442977
Report Date: 08/12/24

Alpha Sample ID	Client ID	Matrix	Sample Location	Collection Date/Time	Receive Date
L2442977-01	TFE-EFFLUENT	SOIL_VAPOR	ALBANY NY	07/30/24 08:30	07/30/24

Project Name: 136 FULLER RD
Project Number: 2222575

Lab Number: L2442977
Report Date: 08/12/24

Case Narrative

The samples were received in accordance with the Chain of Custody and no significant deviations were encountered during the preparation or analysis unless otherwise noted. Sample Receipt, Container Information, and the Chain of Custody are located at the back of the report.

Results contained within this report relate only to the samples submitted under this Alpha Lab Number and meet NELAP requirements for all NELAP accredited parameters unless otherwise noted in the following narrative. The data presented in this report is organized by parameter (i.e. VOC, SVOC, etc.). Sample specific Quality Control data (i.e. Surrogate Spike Recovery) is reported at the end of the target analyte list for each individual sample, followed by the Laboratory Batch Quality Control at the end of each parameter. Tentatively Identified Compounds (TICs), if requested, are reported for compounds identified to be present and are not part of the method/program Target Compound List, even if only a subset of the TCL are being reported. If a sample was re-analyzed or re-extracted due to a required quality control corrective action and if both sets of data are reported, the Laboratory ID of the re-analysis or re-extraction is designated with an "R" or "RE", respectively.

When multiple Batch Quality Control elements are reported (e.g. more than one LCS), the associated samples for each element are noted in the grey shaded header line of each data table. Any Laboratory Batch, Sample Specific % recovery or RPD value that is outside the listed Acceptance Criteria is bolded in the report. In reference to questions H (CAM) or 4 (RCP) when "NO" is checked, the performance criteria for CAM and RCP methods allow for some quality control failures to occur and still be within method compliance. In these instances, the specific failure is not narrated but noted in the associated QC Outlier Summary Report, located directly after the Case Narrative. QC information is also incorporated in the Data Usability Assessment table (Format 11) of our Data Merger tool, where it can be reviewed in conjunction with the sample result, associated regulatory criteria and any associated data usability implications.

Soil/sediments and solids are reported on a dry weight basis unless otherwise noted. Tissues are reported "as received" or on a wet weight basis, unless otherwise noted. Definitions of all data qualifiers and acronyms used in this report are provided in the Glossary located at the back of the report.

HOLD POLICY - For samples submitted on hold, Alpha's policy is to hold samples (with the exception of Air canisters) free of charge for 21 calendar days from the date the project is completed. After 21 calendar days, we will dispose of all samples submitted including those put on hold unless you have contacted your Alpha Project Manager and made arrangements for Alpha to continue to hold the samples. Air canisters will be disposed after 3 business days from the date the project is completed.

Please contact Project Management at 800-624-9220 with any questions.

Project Name: 136 FULLER RD
Project Number: 2222575

Lab Number: L2442977
Report Date: 08/12/24

Case Narrative (continued)

Volatile Organics in Air

Canisters were released from the laboratory on July 12, 2024. The canister certification data is provided as an addendum.

L2442977-01D: The sample was re-analyzed on dilution in order to quantitate the results within the calibration range. The result(s) should be considered estimated, and are qualified with an E flag, for any compound(s) that exceeded the calibration range in the initial analysis. The re-analysis was performed only for the compound(s) that exceeded the calibration range.

L2442977-01D2: The sample has elevated detection limits due to the dilution required by the elevated concentrations of target compounds in the sample.

I, the undersigned, attest under the pains and penalties of perjury that, to the best of my knowledge and belief and based upon my personal inquiry of those responsible for providing the information contained in this analytical report, such information is accurate and complete. This certificate of analysis is not complete unless this page accompanies any and all pages of this report.

Authorized Signature:  Christopher J. Anderson

Title: Technical Director/Representative

Date: 08/12/24

AIR

Project Name: 136 FULLER RD
Project Number: 2222575

Lab Number: L2442977
Report Date: 08/12/24

SAMPLE RESULTS

Lab ID: L2442977-01 D
 Client ID: TFE-EFFLUENT
 Sample Location: ALBANY NY

Date Collected: 07/30/24 08:30
 Date Received: 07/30/24
 Field Prep: Not Specified

Sample Depth:
 Matrix: Soil_Vapor
 Analytical Method: 48,TO-15
 Analytical Date: 08/10/24 01:52
 Analyst: BJB

Parameter	ppbV			ug/m3			Qualifier	Dilution Factor
	Results	RL	MDL	Results	RL	MDL		
Volatile Organics in Air - Mansfield Lab								
Dichlorodifluoromethane	2.68	0.420	--	13.3	2.08	--		2.099
Chloromethane	ND	0.420	--	ND	0.867	--		2.099
Freon-114	0.493	0.420	--	3.45	2.94	--		2.099
Vinyl chloride	5.90	0.420	--	15.1	1.07	--		2.099
1,3-Butadiene	ND	0.420	--	ND	0.929	--		2.099
Bromomethane	ND	0.420	--	ND	1.63	--		2.099
Chloroethane	4.34	0.420	--	11.5	1.11	--		2.099
Ethanol	ND	10.5	--	ND	19.8	--		2.099
Vinyl bromide	ND	0.420	--	ND	1.84	--		2.099
Acetone	4.99	2.10	--	11.9	4.99	--		2.099
Trichlorofluoromethane	12.7	0.420	--	71.4	2.36	--		2.099
Isopropanol	ND	1.05	--	ND	2.58	--		2.099
1,1-Dichloroethene	5.15	0.420	--	20.4	1.67	--		2.099
Tertiary butyl Alcohol	ND	1.05	--	ND	3.18	--		2.099
Methylene chloride	ND	1.05	--	ND	3.65	--		2.099
3-Chloropropene	ND	0.420	--	ND	1.31	--		2.099
Carbon disulfide	ND	0.420	--	ND	1.31	--		2.099
Freon-113	ND	0.420	--	ND	3.22	--		2.099
trans-1,2-Dichloroethene	1.33	0.420	--	5.27	1.67	--		2.099
1,1-Dichloroethane	45.2	0.420	--	183	1.70	--		2.099
Methyl tert butyl ether	ND	0.420	--	ND	1.51	--		2.099
2-Butanone	ND	1.05	--	ND	3.10	--		2.099
cis-1,2-Dichloroethene	366	0.420	--	1450	1.67	--	E	2.099



Project Name: 136 FULLER RD**Lab Number:** L2442977**Project Number:** 2222575**Report Date:** 08/12/24**SAMPLE RESULTS**

Lab ID: L2442977-01 D

Date Collected: 07/30/24 08:30

Client ID: TFE-EFFLUENT

Date Received: 07/30/24

Sample Location: ALBANY NY

Field Prep: Not Specified

Sample Depth:

Parameter	ppbV			ug/m3			Qualifier	Dilution Factor
	Results	RL	MDL	Results	RL	MDL		
Volatile Organics in Air - Mansfield Lab								
Ethyl Acetate	ND	1.05	--	ND	3.78	--		2.099
Chloroform	0.615	0.420	--	3.00	2.05	--		2.099
Tetrahydrofuran	ND	1.05	--	ND	3.10	--		2.099
1,2-Dichloroethane	0.470	0.420	--	1.90	1.70	--		2.099
n-Hexane	ND	0.420	--	ND	1.48	--		2.099
1,1,1-Trichloroethane	52.0	0.420	--	284	2.29	--		2.099
Benzene	ND	0.420	--	ND	1.34	--		2.099
Carbon tetrachloride	ND	0.420	--	ND	2.64	--		2.099
Cyclohexane	ND	0.420	--	ND	1.45	--		2.099
1,2-Dichloropropane	ND	0.420	--	ND	1.94	--		2.099
Bromodichloromethane	ND	0.420	--	ND	2.81	--		2.099
1,4-Dioxane	5.16	0.420	--	18.6	1.51	--		2.099
Trichloroethene	78.5	0.420	--	422	2.26	--		2.099
2,2,4-Trimethylpentane	ND	0.420	--	ND	1.96	--		2.099
Heptane	ND	0.420	--	ND	1.72	--		2.099
cis-1,3-Dichloropropene	ND	0.420	--	ND	1.91	--		2.099
4-Methyl-2-pentanone	ND	1.05	--	ND	4.30	--		2.099
trans-1,3-Dichloropropene	ND	0.420	--	ND	1.91	--		2.099
1,1,2-Trichloroethane	ND	0.420	--	ND	2.29	--		2.099
Toluene	1.82	0.420	--	6.86	1.58	--		2.099
2-Hexanone	ND	0.420	--	ND	1.72	--		2.099
Dibromochloromethane	ND	0.420	--	ND	3.58	--		2.099
1,2-Dibromoethane	ND	0.420	--	ND	3.23	--		2.099
Tetrachloroethene	301	0.420	--	2040	2.85	--	E	2.099
Chlorobenzene	ND	0.420	--	ND	1.93	--		2.099
Ethylbenzene	0.562	0.420	--	2.44	1.82	--		2.099



Project Name: 136 FULLER RD
Project Number: 2222575

Lab Number: L2442977
Report Date: 08/12/24

SAMPLE RESULTS

Lab ID: L2442977-01 D
 Client ID: TFE-EFFLUENT
 Sample Location: ALBANY NY

Date Collected: 07/30/24 08:30
 Date Received: 07/30/24
 Field Prep: Not Specified

Sample Depth:

Parameter	ppbV			ug/m3			Qualifier	Dilution Factor
	Results	RL	MDL	Results	RL	MDL		
Volatile Organics in Air - Mansfield Lab								
p/m-Xylene	2.36	0.840	--	10.3	3.65	--		2.099
Bromoform	0.898	0.420	--	9.28	4.34	--		2.099
Styrene	ND	0.420	--	ND	1.79	--		2.099
1,1,2,2-Tetrachloroethane	ND	0.420	--	ND	2.88	--		2.099
o-Xylene	1.92	0.420	--	8.34	1.82	--		2.099
4-Ethyltoluene	ND	0.420	--	ND	2.06	--		2.099
1,3,5-Trimethylbenzene	ND	0.420	--	ND	2.06	--		2.099
1,2,4-Trimethylbenzene	ND	0.420	--	ND	2.06	--		2.099
Benzyl chloride	ND	0.420	--	ND	2.17	--		2.099
1,3-Dichlorobenzene	ND	0.420	--	ND	2.53	--		2.099
1,4-Dichlorobenzene	ND	0.420	--	ND	2.53	--		2.099
1,2-Dichlorobenzene	ND	0.420	--	ND	2.53	--		2.099
1,2,4-Trichlorobenzene	ND	0.420	--	ND	3.12	--		2.099
Naphthalene	ND	0.420	--	ND	2.20	--		2.099
Hexachlorobutadiene	ND	0.420	--	ND	4.48	--		2.099

Internal Standard	% Recovery	Qualifier	Acceptance Criteria
1,4-Difluorobenzene	74		60-140
Bromochloromethane	62		60-140
chlorobenzene-d5	67		60-140



Project Name: 136 FULLER RD**Lab Number:** L2442977**Project Number:** 2222575**Report Date:** 08/12/24**SAMPLE RESULTS**

Lab ID: L2442977-01 D2

Date Collected: 07/30/24 08:30

Client ID: TFE-EFFLUENT

Date Received: 07/30/24

Sample Location: ALBANY NY

Field Prep: Not Specified

Sample Depth:

Matrix: Soil_Vapor

Analytical Method: 48,TO-15

Analytical Date: 08/10/24 09:09

Analyst: BJB

Parameter	ppbV			ug/m3			Qualifier	Dilution Factor
	Results	RL	MDL	Results	RL	MDL		
Volatile Organics in Air - Mansfield Lab								
cis-1,2-Dichloroethene	333	4.20	--	1320	16.7	--		20.99
Tetrachloroethene	421	4.20	--	2850	28.5	--		20.99

Internal Standard	% Recovery	Qualifier	Acceptance Criteria
1,4-Difluorobenzene	77		60-140
Bromochloromethane	68		60-140
chlorobenzene-d5	72		60-140



Project Name: 136 FULLER RD

Lab Number: L2442977

Project Number: 2222575

Report Date: 08/12/24

Method Blank Analysis Batch Quality Control

Analytical Method: 48,TO-15

Analytical Date: 08/09/24 12:45

Parameter	ppbV			ug/m3			Qualifier	Dilution Factor
	Results	RL	MDL	Results	RL	MDL		
Volatile Organics in Air - Mansfield Lab for sample(s): 01 Batch: WG1957470-4								
Dichlorodifluoromethane	ND	0.200	--	ND	0.989	--		1
Chloromethane	ND	0.200	--	ND	0.413	--		1
Freon-114	ND	0.200	--	ND	1.40	--		1
Vinyl chloride	ND	0.200	--	ND	0.511	--		1
1,3-Butadiene	ND	0.200	--	ND	0.442	--		1
Bromomethane	ND	0.200	--	ND	0.777	--		1
Chloroethane	ND	0.200	--	ND	0.528	--		1
Ethanol	ND	5.00	--	ND	9.42	--		1
Vinyl bromide	ND	0.200	--	ND	0.874	--		1
Acetone	ND	1.00	--	ND	2.38	--		1
Trichlorofluoromethane	ND	0.200	--	ND	1.12	--		1
Isopropanol	ND	0.500	--	ND	1.23	--		1
1,1-Dichloroethene	ND	0.200	--	ND	0.793	--		1
Tertiary butyl Alcohol	ND	0.500	--	ND	1.52	--		1
Methylene chloride	ND	0.500	--	ND	1.74	--		1
3-Chloropropene	ND	0.200	--	ND	0.626	--		1
Carbon disulfide	ND	0.200	--	ND	0.623	--		1
Freon-113	ND	0.200	--	ND	1.53	--		1
trans-1,2-Dichloroethene	ND	0.200	--	ND	0.793	--		1
1,1-Dichloroethane	ND	0.200	--	ND	0.809	--		1
Methyl tert butyl ether	ND	0.200	--	ND	0.721	--		1
2-Butanone	ND	0.500	--	ND	1.47	--		1
cis-1,2-Dichloroethene	ND	0.200	--	ND	0.793	--		1
Ethyl Acetate	ND	0.500	--	ND	1.80	--		1
Chloroform	ND	0.200	--	ND	0.977	--		1



Project Name: 136 FULLER RD

Lab Number: L2442977

Project Number: 2222575

Report Date: 08/12/24

Method Blank Analysis Batch Quality Control

Analytical Method: 48,TO-15

Analytical Date: 08/09/24 12:45

Parameter	ppbV			ug/m3			Qualifier	Dilution Factor
	Results	RL	MDL	Results	RL	MDL		
Volatile Organics in Air - Mansfield Lab for sample(s): 01 Batch: WG1957470-4								
Tetrahydrofuran	ND	0.500	--	ND	1.47	--		1
1,2-Dichloroethane	ND	0.200	--	ND	0.809	--		1
n-Hexane	ND	0.200	--	ND	0.705	--		1
1,1,1-Trichloroethane	ND	0.200	--	ND	1.09	--		1
Benzene	ND	0.200	--	ND	0.639	--		1
Carbon tetrachloride	ND	0.200	--	ND	1.26	--		1
Cyclohexane	ND	0.200	--	ND	0.688	--		1
1,2-Dichloropropane	ND	0.200	--	ND	0.924	--		1
Bromodichloromethane	ND	0.200	--	ND	1.34	--		1
1,4-Dioxane	ND	0.200	--	ND	0.721	--		1
Trichloroethene	ND	0.200	--	ND	1.07	--		1
2,2,4-Trimethylpentane	ND	0.200	--	ND	0.934	--		1
Heptane	ND	0.200	--	ND	0.820	--		1
cis-1,3-Dichloropropene	ND	0.200	--	ND	0.908	--		1
4-Methyl-2-pentanone	ND	0.500	--	ND	2.05	--		1
trans-1,3-Dichloropropene	ND	0.200	--	ND	0.908	--		1
1,1,2-Trichloroethane	ND	0.200	--	ND	1.09	--		1
Toluene	ND	0.200	--	ND	0.754	--		1
2-Hexanone	ND	0.200	--	ND	0.820	--		1
Dibromochloromethane	ND	0.200	--	ND	1.70	--		1
1,2-Dibromoethane	ND	0.200	--	ND	1.54	--		1
Tetrachloroethene	ND	0.200	--	ND	1.36	--		1
Chlorobenzene	ND	0.200	--	ND	0.921	--		1
Ethylbenzene	ND	0.200	--	ND	0.869	--		1
p/m-Xylene	ND	0.400	--	ND	1.74	--		1



Project Name: 136 FULLER RD

Lab Number: L2442977

Project Number: 2222575

Report Date: 08/12/24

Method Blank Analysis Batch Quality Control

Analytical Method: 48,TO-15

Analytical Date: 08/09/24 12:45

Parameter	ppbV			ug/m3			Qualifier	Dilution Factor
	Results	RL	MDL	Results	RL	MDL		
Volatile Organics in Air - Mansfield Lab for sample(s): 01 Batch: WG1957470-4								
Bromoform	ND	0.200	--	ND	2.07	--		1
Styrene	ND	0.200	--	ND	0.852	--		1
1,1,2,2-Tetrachloroethane	ND	0.200	--	ND	1.37	--		1
o-Xylene	ND	0.200	--	ND	0.869	--		1
4-Ethyltoluene	ND	0.200	--	ND	0.983	--		1
1,3,5-Trimethylbenzene	ND	0.200	--	ND	0.983	--		1
1,2,4-Trimethylbenzene	ND	0.200	--	ND	0.983	--		1
Benzyl chloride	ND	0.200	--	ND	1.04	--		1
1,3-Dichlorobenzene	ND	0.200	--	ND	1.20	--		1
1,4-Dichlorobenzene	ND	0.200	--	ND	1.20	--		1
1,2-Dichlorobenzene	ND	0.200	--	ND	1.20	--		1
1,2,4-Trichlorobenzene	ND	0.200	--	ND	1.48	--		1
Naphthalene	ND	0.200	--	ND	1.05	--		1
Hexachlorobutadiene	ND	0.200	--	ND	2.13	--		1



Lab Control Sample Analysis

Batch Quality Control

Project Name: 136 FULLER RD

Lab Number: L2442977

Project Number: 222575

Report Date: 08/12/24

Parameter	LCS %Recovery	Qual	LCSD %Recovery	Qual	%Recovery Limits	RPD	Qual	RPD Limits
Volatile Organics in Air - Mansfield Lab Associated sample(s): 01 Batch: WG1957470-3								
Dichlorodifluoromethane	101		-		70-130	-		
Chloromethane	92		-		70-130	-		
Freon-114	105		-		70-130	-		
Vinyl chloride	90		-		70-130	-		
1,3-Butadiene	98		-		70-130	-		
Bromomethane	100		-		70-130	-		
Chloroethane	94		-		70-130	-		
Ethanol	88		-		40-160	-		
Vinyl bromide	77		-		70-130	-		
Acetone	92		-		40-160	-		
Trichlorofluoromethane	94		-		70-130	-		
Isopropanol	92		-		40-160	-		
1,1-Dichloroethene	87		-		70-130	-		
Tertiary butyl Alcohol	93		-		70-130	-		
Methylene chloride	95		-		70-130	-		
3-Chloropropene	92		-		70-130	-		
Carbon disulfide	77		-		70-130	-		
Freon-113	84		-		70-130	-		
trans-1,2-Dichloroethene	78		-		70-130	-		
1,1-Dichloroethane	82		-		70-130	-		
Methyl tert butyl ether	90		-		70-130	-		
2-Butanone	87		-		70-130	-		
cis-1,2-Dichloroethene	82		-		70-130	-		

Lab Control Sample Analysis

Batch Quality Control

Project Name: 136 FULLER RD

Lab Number: L2442977

Project Number: 2222575

Report Date: 08/12/24

Parameter	LCS %Recovery	Qual	LCSD %Recovery	Qual	%Recovery Limits	RPD	Qual	RPD Limits
Volatile Organics in Air - Mansfield Lab Associated sample(s): 01 Batch: WG1957470-3								
Ethyl Acetate	81		-		70-130	-		
Chloroform	90		-		70-130	-		
Tetrahydrofuran	85		-		70-130	-		
1,2-Dichloroethane	93		-		70-130	-		
n-Hexane	85		-		70-130	-		
1,1,1-Trichloroethane	98		-		70-130	-		
Benzene	90		-		70-130	-		
Carbon tetrachloride	107		-		70-130	-		
Cyclohexane	84		-		70-130	-		
1,2-Dichloropropane	85		-		70-130	-		
Bromodichloromethane	100		-		70-130	-		
1,4-Dioxane	87		-		70-130	-		
Trichloroethene	82		-		70-130	-		
2,2,4-Trimethylpentane	85		-		70-130	-		
Heptane	98		-		70-130	-		
cis-1,3-Dichloropropene	102		-		70-130	-		
4-Methyl-2-pentanone	102		-		70-130	-		
trans-1,3-Dichloropropene	110		-		70-130	-		
1,1,2-Trichloroethane	84		-		70-130	-		
Toluene	77		-		70-130	-		
2-Hexanone	93		-		70-130	-		
Dibromochloromethane	87		-		70-130	-		
1,2-Dibromoethane	87		-		70-130	-		

Lab Control Sample Analysis

Batch Quality Control

Project Name: 136 FULLER RD

Project Number: 222575

Lab Number: L2442977

Report Date: 08/12/24

Parameter	LCS %Recovery	Qual	LCSD %Recovery	Qual	%Recovery Limits	RPD	Qual	RPD Limits
Volatile Organics in Air - Mansfield Lab Associated sample(s): 01 Batch: WG1957470-3								
Tetrachloroethene	76		-		70-130	-		
Chlorobenzene	84		-		70-130	-		
Ethylbenzene	78		-		70-130	-		
p/m-Xylene	82		-		70-130	-		
Bromoform	88		-		70-130	-		
Styrene	81		-		70-130	-		
1,1,2,2-Tetrachloroethane	86		-		70-130	-		
o-Xylene	85		-		70-130	-		
4-Ethyltoluene	82		-		70-130	-		
1,3,5-Trimethylbenzene	90		-		70-130	-		
1,2,4-Trimethylbenzene	86		-		70-130	-		
Benzyl chloride	108		-		70-130	-		
1,3-Dichlorobenzene	86		-		70-130	-		
1,4-Dichlorobenzene	86		-		70-130	-		
1,2-Dichlorobenzene	79		-		70-130	-		
1,2,4-Trichlorobenzene	82		-		70-130	-		
Naphthalene	72		-		70-130	-		
Hexachlorobutadiene	82		-		70-130	-		

Project Name: 136 FULLER RD

Project Number: 2222575

Serial_No:08122414:36
Lab Number: L2442977

Report Date: 08/12/24

Canister and Flow Controller Information

Samplenum	Client ID	Media ID	Media Type	Date Prepared	Bottle Order	Cleaning Batch ID	Can Leak Check	Initial Pressure (in. Hg)	Pressure on Receipt (in. Hg)	Flow Controller Leak Chk	Flow Out mL/min	Flow In mL/min	% RPD
L2442977-01	TFE-EFFLUENT	816	1.0L Can	07/12/24	474550	L2436042-02	Pass	-28.8	0.0	-	-	-	-

Project Name: BATCH CANISTER CERTIFICATION
Project Number: CANISTER QC BAT

Lab Number: L2436042
Report Date: 08/12/24

Air Canister Certification Results

Lab ID: L2436042-02
 Client ID: CAN 1914 SHELF 22
 Sample Location:

Date Collected: 06/25/24 16:00
 Date Received: 06/26/24
 Field Prep: Not Specified

Sample Depth:
 Matrix: Air
 Analytical Method: 48,TO-15
 Analytical Date: 06/26/24 21:36
 Analyst: JFI

Parameter	ppbV			ug/m3			Qualifier	Dilution Factor
	Results	RL	MDL	Results	RL	MDL		
Volatile Organics in Air - Mansfield Lab								
Chlorodifluoromethane	ND	0.200	--	ND	0.707	--		1
Propylene	ND	0.500	--	ND	0.861	--		1
Propane	ND	0.500	--	ND	0.902	--		1
Dichlorodifluoromethane	ND	0.200	--	ND	0.989	--		1
Chloromethane	ND	0.200	--	ND	0.413	--		1
Freon-114	ND	0.200	--	ND	1.40	--		1
Methanol	ND	5.00	--	ND	6.55	--		1
Vinyl chloride	ND	0.200	--	ND	0.511	--		1
1,3-Butadiene	ND	0.200	--	ND	0.442	--		1
Butane	ND	0.200	--	ND	0.475	--		1
Bromomethane	ND	0.200	--	ND	0.777	--		1
Chloroethane	ND	0.200	--	ND	0.528	--		1
Ethanol	ND	5.00	--	ND	9.42	--		1
Dichlorofluoromethane	ND	0.200	--	ND	0.842	--		1
Vinyl bromide	ND	0.200	--	ND	0.874	--		1
Acrolein	ND	0.500	--	ND	1.15	--		1
Acetone	ND	1.00	--	ND	2.38	--		1
Acetonitrile	ND	0.200	--	ND	0.336	--		1
Trichlorofluoromethane	ND	0.200	--	ND	1.12	--		1
Isopropanol	ND	0.500	--	ND	1.23	--		1
Acrylonitrile	ND	0.500	--	ND	1.09	--		1
Pentane	ND	0.200	--	ND	0.590	--		1
Ethyl ether	ND	0.200	--	ND	0.606	--		1
1,1-Dichloroethene	ND	0.200	--	ND	0.793	--		1



Project Name: BATCH CANISTER CERTIFICATION
Project Number: CANISTER QC BAT

Lab Number: L2436042
Report Date: 08/12/24

Air Canister Certification Results

Lab ID: L2436042-02
 Client ID: CAN 1914 SHELF 22
 Sample Location:

Date Collected: 06/25/24 16:00
 Date Received: 06/26/24
 Field Prep: Not Specified

Sample Depth:

Parameter	ppbV			ug/m3			Qualifier	Dilution Factor
	Results	RL	MDL	Results	RL	MDL		
Volatile Organics in Air - Mansfield Lab								
Tertiary butyl Alcohol	ND	0.500	--	ND	1.52	--		1
Methylene chloride	ND	0.500	--	ND	1.74	--		1
3-Chloropropene	ND	0.200	--	ND	0.626	--		1
Carbon disulfide	ND	0.200	--	ND	0.623	--		1
Freon-113	ND	0.200	--	ND	1.53	--		1
trans-1,2-Dichloroethene	ND	0.200	--	ND	0.793	--		1
1,1-Dichloroethane	ND	0.200	--	ND	0.809	--		1
Methyl tert butyl ether	ND	0.200	--	ND	0.721	--		1
Vinyl acetate	ND	1.00	--	ND	3.52	--		1
2-Butanone	ND	0.500	--	ND	1.47	--		1
Xylenes, total	ND	0.600	--	ND	0.869	--		1
cis-1,2-Dichloroethene	ND	0.200	--	ND	0.793	--		1
Ethyl Acetate	ND	0.500	--	ND	1.80	--		1
Chloroform	ND	0.200	--	ND	0.977	--		1
Tetrahydrofuran	ND	0.500	--	ND	1.47	--		1
2,2-Dichloropropane	ND	0.200	--	ND	0.924	--		1
1,2-Dichloroethane	ND	0.200	--	ND	0.809	--		1
n-Hexane	ND	0.200	--	ND	0.705	--		1
Diisopropyl ether	ND	0.200	--	ND	0.836	--		1
tert-Butyl Ethyl Ether	ND	0.200	--	ND	0.836	--		1
1,2-Dichloroethene (total)	ND	1.00	--	ND	1.00	--		1
1,1,1-Trichloroethane	ND	0.200	--	ND	1.09	--		1
1,1-Dichloropropene	ND	0.200	--	ND	0.908	--		1
Benzene	ND	0.200	--	ND	0.639	--		1
Carbon tetrachloride	ND	0.200	--	ND	1.26	--		1
Cyclohexane	ND	0.200	--	ND	0.688	--		1
tert-Amyl Methyl Ether	ND	0.200	--	ND	0.836	--		1



Project Name: BATCH CANISTER CERTIFICATION
Project Number: CANISTER QC BAT

Lab Number: L2436042
Report Date: 08/12/24

Air Canister Certification Results

Lab ID: L2436042-02
 Client ID: CAN 1914 SHELF 22
 Sample Location:

Date Collected: 06/25/24 16:00
 Date Received: 06/26/24
 Field Prep: Not Specified

Sample Depth:

Parameter	ppbV			ug/m3			Qualifier	Dilution Factor
	Results	RL	MDL	Results	RL	MDL		
Volatile Organics in Air - Mansfield Lab								
Dibromomethane	ND	0.200	--	ND	1.42	--		1
1,2-Dichloropropane	ND	0.200	--	ND	0.924	--		1
Bromodichloromethane	ND	0.200	--	ND	1.34	--		1
1,4-Dioxane	ND	0.200	--	ND	0.721	--		1
Trichloroethene	ND	0.200	--	ND	1.07	--		1
2,2,4-Trimethylpentane	ND	0.200	--	ND	0.934	--		1
Methyl Methacrylate	ND	0.500	--	ND	2.05	--		1
Heptane	ND	0.200	--	ND	0.820	--		1
cis-1,3-Dichloropropene	ND	0.200	--	ND	0.908	--		1
4-Methyl-2-pentanone	ND	0.500	--	ND	2.05	--		1
trans-1,3-Dichloropropene	ND	0.200	--	ND	0.908	--		1
1,1,2-Trichloroethane	ND	0.200	--	ND	1.09	--		1
Toluene	ND	0.200	--	ND	0.754	--		1
1,3-Dichloropropane	ND	0.200	--	ND	0.924	--		1
2-Hexanone	ND	0.200	--	ND	0.820	--		1
Dibromochloromethane	ND	0.200	--	ND	1.70	--		1
1,2-Dibromoethane	ND	0.200	--	ND	1.54	--		1
Butyl acetate	ND	0.500	--	ND	2.38	--		1
Octane	ND	0.200	--	ND	0.934	--		1
Tetrachloroethene	ND	0.200	--	ND	1.36	--		1
1,1,1,2-Tetrachloroethane	ND	0.200	--	ND	1.37	--		1
Chlorobenzene	ND	0.200	--	ND	0.921	--		1
Ethylbenzene	ND	0.200	--	ND	0.869	--		1
p/m-Xylene	ND	0.400	--	ND	1.74	--		1
Bromoform	ND	0.200	--	ND	2.07	--		1
Styrene	ND	0.200	--	ND	0.852	--		1
1,1,2,2-Tetrachloroethane	ND	0.200	--	ND	1.37	--		1



Project Name: BATCH CANISTER CERTIFICATION
Project Number: CANISTER QC BAT

Lab Number: L2436042
Report Date: 08/12/24

Air Canister Certification Results

Lab ID: L2436042-02
 Client ID: CAN 1914 SHELF 22
 Sample Location:

Date Collected: 06/25/24 16:00
 Date Received: 06/26/24
 Field Prep: Not Specified

Sample Depth:

Parameter	ppbV			ug/m3			Qualifier	Dilution Factor
	Results	RL	MDL	Results	RL	MDL		
Volatile Organics in Air - Mansfield Lab								
o-Xylene	ND	0.200	--	ND	0.869	--		1
1,2,3-Trichloropropane	ND	0.200	--	ND	1.21	--		1
Nonane	ND	0.200	--	ND	1.05	--		1
Isopropylbenzene	ND	0.200	--	ND	0.983	--		1
Bromobenzene	ND	0.200	--	ND	0.793	--		1
2-Chlorotoluene	ND	0.200	--	ND	1.04	--		1
n-Propylbenzene	ND	0.200	--	ND	0.983	--		1
4-Chlorotoluene	ND	0.200	--	ND	1.04	--		1
4-Ethyltoluene	ND	0.200	--	ND	0.983	--		1
1,3,5-Trimethylbenzene	ND	0.200	--	ND	0.983	--		1
tert-Butylbenzene	ND	0.200	--	ND	1.10	--		1
1,2,4-Trimethylbenzene	ND	0.200	--	ND	0.983	--		1
Decane	ND	0.200	--	ND	1.16	--		1
Benzyl chloride	ND	0.200	--	ND	1.04	--		1
1,3-Dichlorobenzene	ND	0.200	--	ND	1.20	--		1
1,4-Dichlorobenzene	ND	0.200	--	ND	1.20	--		1
sec-Butylbenzene	ND	0.200	--	ND	1.10	--		1
p-Isopropyltoluene	ND	0.200	--	ND	1.10	--		1
1,2-Dichlorobenzene	ND	0.200	--	ND	1.20	--		1
n-Butylbenzene	ND	0.200	--	ND	1.10	--		1
1,2-Dibromo-3-chloropropane	ND	0.200	--	ND	1.93	--		1
Undecane	ND	0.200	--	ND	1.28	--		1
Dodecane	ND	0.200	--	ND	1.39	--		1
1,2,4-Trichlorobenzene	ND	0.200	--	ND	1.48	--		1
Naphthalene	ND	0.200	--	ND	1.05	--		1
1,2,3-Trichlorobenzene	ND	0.200	--	ND	1.48	--		1
Hexachlorobutadiene	ND	0.200	--	ND	2.13	--		1



Project Name: BATCH CANISTER CERTIFICATION
Project Number: CANISTER QC BAT

Lab Number: L2436042
Report Date: 08/12/24

Air Canister Certification Results

Lab ID: L2436042-02
 Client ID: CAN 1914 SHELF 22
 Sample Location:

Date Collected: 06/25/24 16:00
 Date Received: 06/26/24
 Field Prep: Not Specified

Sample Depth:

Parameter	ppbV			ug/m3			Qualifier	Dilution Factor
	Results	RL	MDL	Results	RL	MDL		
Volatile Organics in Air - Mansfield Lab								

Results	Qualifier	Units	RDL	Dilution Factor
Tentatively Identified Compounds				

No Tentatively Identified Compounds

Internal Standard	% Recovery	Qualifier	Acceptance Criteria
1,4-Difluorobenzene	79		60-140
Bromochloromethane	86		60-140
chlorobenzene-d5	84		60-140



Project Name: BATCH CANISTER CERTIFICATION
Project Number: CANISTER QC BAT

Lab Number: L2436042
Report Date: 08/12/24

Air Canister Certification Results

Lab ID: L2436042-02
 Client ID: CAN 1914 SHELF 22
 Sample Location:

Date Collected: 06/25/24 16:00
 Date Received: 06/26/24
 Field Prep: Not Specified

Sample Depth:
 Matrix: Air
 Analytical Method: 48,TO-15-SIM
 Analytical Date: 06/26/24 21:36
 Analyst: JFI

Parameter	ppbV			ug/m3			Qualifier	Dilution Factor
	Results	RL	MDL	Results	RL	MDL		
Volatile Organics in Air by SIM - Mansfield Lab								
Dichlorodifluoromethane	ND	0.200	--	ND	0.989	--		1
Chloromethane	ND	0.200	--	ND	0.413	--		1
Freon-114	ND	0.050	--	ND	0.349	--		1
Vinyl chloride	ND	0.020	--	ND	0.051	--		1
1,3-Butadiene	ND	0.020	--	ND	0.044	--		1
Bromomethane	ND	0.020	--	ND	0.078	--		1
Chloroethane	ND	0.100	--	ND	0.264	--		1
Acrolein	ND	0.050	--	ND	0.115	--		1
Acetone	ND	1.00	--	ND	2.38	--		1
Trichlorofluoromethane	ND	0.050	--	ND	0.281	--		1
Acrylonitrile	ND	0.500	--	ND	1.09	--		1
1,1-Dichloroethene	ND	0.020	--	ND	0.079	--		1
Methylene chloride	ND	0.500	--	ND	1.74	--		1
Freon-113	ND	0.050	--	ND	0.383	--		1
trans-1,2-Dichloroethene	ND	0.020	--	ND	0.079	--		1
1,1-Dichloroethane	ND	0.020	--	ND	0.081	--		1
Methyl tert butyl ether	ND	0.200	--	ND	0.721	--		1
2-Butanone	ND	0.500	--	ND	1.47	--		1
cis-1,2-Dichloroethene	ND	0.020	--	ND	0.079	--		1
Chloroform	ND	0.020	--	ND	0.098	--		1
1,2-Dichloroethane	ND	0.020	--	ND	0.081	--		1
1,1,1-Trichloroethane	ND	0.020	--	ND	0.109	--		1
Benzene	ND	0.100	--	ND	0.319	--		1
Carbon tetrachloride	ND	0.020	--	ND	0.126	--		1



Project Name: BATCH CANISTER CERTIFICATION
Project Number: CANISTER QC BAT

Lab Number: L2436042
Report Date: 08/12/24

Air Canister Certification Results

Lab ID: L2436042-02
 Client ID: CAN 1914 SHELF 22
 Sample Location:

Date Collected: 06/25/24 16:00
 Date Received: 06/26/24
 Field Prep: Not Specified

Sample Depth:

Parameter	ppbV			ug/m3			Qualifier	Dilution Factor
	Results	RL	MDL	Results	RL	MDL		
Volatile Organics in Air by SIM - Mansfield Lab								
1,2-Dichloropropane	ND	0.020	--	ND	0.092	--		1
Bromodichloromethane	ND	0.020	--	ND	0.134	--		1
1,4-Dioxane	ND	0.100	--	ND	0.360	--		1
Trichloroethene	ND	0.020	--	ND	0.107	--		1
cis-1,3-Dichloropropene	ND	0.020	--	ND	0.091	--		1
4-Methyl-2-pentanone	ND	0.500	--	ND	2.05	--		1
trans-1,3-Dichloropropene	ND	0.020	--	ND	0.091	--		1
1,1,2-Trichloroethane	ND	0.020	--	ND	0.109	--		1
Toluene	ND	0.100	--	ND	0.377	--		1
Dibromochloromethane	ND	0.020	--	ND	0.170	--		1
1,2-Dibromoethane	ND	0.020	--	ND	0.154	--		1
Tetrachloroethene	ND	0.020	--	ND	0.136	--		1
1,1,1,2-Tetrachloroethane	ND	0.020	--	ND	0.137	--		1
Chlorobenzene	ND	0.100	--	ND	0.461	--		1
Ethylbenzene	ND	0.020	--	ND	0.087	--		1
p/m-Xylene	ND	0.040	--	ND	0.174	--		1
Bromoform	ND	0.020	--	ND	0.207	--		1
Styrene	ND	0.020	--	ND	0.085	--		1
1,1,2,2-Tetrachloroethane	ND	0.020	--	ND	0.137	--		1
o-Xylene	ND	0.020	--	ND	0.087	--		1
Isopropylbenzene	ND	0.200	--	ND	0.983	--		1
4-Ethyltoluene	ND	0.020	--	ND	0.098	--		1
1,3,5-Trimethylbenzene	ND	0.020	--	ND	0.098	--		1
1,2,4-Trimethylbenzene	ND	0.020	--	ND	0.098	--		1
Benzyl chloride	ND	0.100	--	ND	0.518	--		1
1,3-Dichlorobenzene	ND	0.020	--	ND	0.120	--		1
1,4-Dichlorobenzene	ND	0.020	--	ND	0.120	--		1



Project Name: BATCH CANISTER CERTIFICATION
Project Number: CANISTER QC BAT

Lab Number: L2436042
Report Date: 08/12/24

Air Canister Certification Results

Lab ID: L2436042-02
 Client ID: CAN 1914 SHELF 22
 Sample Location:

Date Collected: 06/25/24 16:00
 Date Received: 06/26/24
 Field Prep: Not Specified

Sample Depth:

Parameter	ppbV			ug/m3			Qualifier	Dilution Factor
	Results	RL	MDL	Results	RL	MDL		
Volatile Organics in Air by SIM - Mansfield Lab								
sec-Butylbenzene	ND	0.200	--	ND	1.10	--		1
p-Isopropyltoluene	ND	0.200	--	ND	1.10	--		1
1,2-Dichlorobenzene	ND	0.020	--	ND	0.120	--		1
n-Butylbenzene	ND	0.200	--	ND	1.10	--		1
1,2,4-Trichlorobenzene	ND	0.050	--	ND	0.371	--		1
Naphthalene	ND	0.050	--	ND	0.262	--		1
1,2,3-Trichlorobenzene	ND	0.050	--	ND	0.371	--		1
Hexachlorobutadiene	ND	0.050	--	ND	0.533	--		1

Internal Standard	% Recovery	Qualifier	Acceptance Criteria
1,4-difluorobenzene	95		60-140
bromochloromethane	99		60-140
chlorobenzene-d5	96		60-140



Project Name: 136 FULLER RD**Lab Number:** L2442977**Project Number:** 2222575**Report Date:** 08/12/24**Sample Receipt and Container Information**

Were project specific reporting limits specified?

YES

Cooler Information**Cooler** **Custody Seal**

NA Absent

Container Information**Container ID** **Container Type**

L2442977-01A Canister - 1L (Batch Certified)

Cooler	Initial pH	Final pH	Temp deg C	Pres	Seal	Frozen Date/Time	Analysis(*)
NA	NA			Y	Absent		TO15-LL(30)

Project Name: 136 FULLER RD
Project Number: 2222575

Lab Number: L2442977
Report Date: 08/12/24

GLOSSARY

Acronyms

DL	- Detection Limit: This value represents the level to which target analyte concentrations are reported as estimated values, when those target analyte concentrations are quantified below the limit of quantitation (LOQ). The DL includes any adjustments from dilutions, concentrations or moisture content, where applicable. (DoD report formats only.)
EDL	- Estimated Detection Limit: This value represents the level to which target analyte concentrations are reported as estimated values, when those target analyte concentrations are quantified below the reporting limit (RL). The EDL includes any adjustments from dilutions, concentrations or moisture content, where applicable. The use of EDLs is specific to the analysis of PAHs using Solid-Phase Microextraction (SPME).
EMPC	- Estimated Maximum Possible Concentration: The concentration that results from the signal present at the retention time of an analyte when the ions meet all of the identification criteria except the ion abundance ratio criteria. An EMPC is a worst-case estimate of the concentration.
EPA	- Environmental Protection Agency.
LCS	- Laboratory Control Sample: A sample matrix, free from the analytes of interest, spiked with verified known amounts of analytes or a material containing known and verified amounts of analytes.
LCSD	- Laboratory Control Sample Duplicate: Refer to LCS.
LFB	- Laboratory Fortified Blank: A sample matrix, free from the analytes of interest, spiked with verified known amounts of analytes or a material containing known and verified amounts of analytes.
LOD	- Limit of Detection: This value represents the level to which a target analyte can reliably be detected for a specific analyte in a specific matrix by a specific method. The LOD includes any adjustments from dilutions, concentrations or moisture content, where applicable. (DoD report formats only.)
LOQ	- Limit of Quantitation: The value at which an instrument can accurately measure an analyte at a specific concentration. The LOQ includes any adjustments from dilutions, concentrations or moisture content, where applicable. (DoD report formats only.) Limit of Quantitation: The value at which an instrument can accurately measure an analyte at a specific concentration. The LOQ includes any adjustments from dilutions, concentrations or moisture content, where applicable. (DoD report formats only.)
MDL	- Method Detection Limit: This value represents the level to which target analyte concentrations are reported as estimated values, when those target analyte concentrations are quantified below the reporting limit (RL). The MDL includes any adjustments from dilutions, concentrations or moisture content, where applicable.
MS	- Matrix Spike Sample: A sample prepared by adding a known mass of target analyte to a specified amount of matrix sample for which an independent estimate of target analyte concentration is available. For Method 332.0, the spike recovery is calculated using the native concentration, including estimated values.
MSD	- Matrix Spike Sample Duplicate: Refer to MS.
NA	- Not Applicable.
NC	- Not Calculated: Term is utilized when one or more of the results utilized in the calculation are non-detect at the parameter's reporting unit.
NDPA/DPA	- N-Nitrosodiphenylamine/Diphenylamine.
NI	- Not Ignitable.
NP	- Non-Plastic: Term is utilized for the analysis of Atterberg Limits in soil.
NR	- No Results: Term is utilized when 'No Target Compounds Requested' is reported for the analysis of Volatile or Semivolatile Organic TIC only requests.
RL	- Reporting Limit: The value at which an instrument can accurately measure an analyte at a specific concentration. The RL includes any adjustments from dilutions, concentrations or moisture content, where applicable.
RPD	- Relative Percent Difference: The results from matrix and/or matrix spike duplicates are primarily designed to assess the precision of analytical results in a given matrix and are expressed as relative percent difference (RPD). Values which are less than five times the reporting limit for any individual parameter are evaluated by utilizing the absolute difference between the values; although the RPD value will be provided in the report.
SRM	- Standard Reference Material: A reference sample of a known or certified value that is of the same or similar matrix as the associated field samples.
STLP	- Semi-dynamic Tank Leaching Procedure per EPA Method 1315.
TEF	- Toxic Equivalency Factors: The values assigned to each dioxin and furan to evaluate their toxicity relative to 2,3,7,8-TCDD.
TEQ	- Toxic Equivalent: The measure of a sample's toxicity derived by multiplying each dioxin and furan by its corresponding TEF and then summing the resulting values.
TIC	- Tentatively Identified Compound: A compound that has been identified to be present and is not part of the target compound list (TCL) for the method and/or program. All TICs are qualitatively identified and reported as estimated concentrations.

Report Format: Data Usability Report



Project Name: 136 FULLER RD
Project Number: 2222575

Lab Number: L2442977
Report Date: 08/12/24

Footnotes

- 1 - The reference for this analyte should be considered modified since this analyte is absent from the target analyte list of the original method.

Terms

Analytical Method: Both the document from which the method originates and the analytical reference method. (Example: EPA 8260B is shown as 1,8260B.) The codes for the reference method documents are provided in the References section of the Addendum.

Chlordane: The target compound Chlordane (CAS No. 57-74-9) is reported for GC ECD analyses. Per EPA, this compound "refers to a mixture of chlordane isomers, other chlorinated hydrocarbons and numerous other components." (Reference: USEPA Toxicological Review of Chlordane, In Support of Summary Information on the Integrated Risk Information System (IRIS), December 1997.)

Difference: With respect to Total Oxidizable Precursor (TOP) Assay analysis, the difference is defined as the Post-Treatment value minus the Pre-Treatment value.

Final pH: As it pertains to Sample Receipt & Container Information section of the report, Final pH reflects pH of container determined after adjustment at the laboratory, if applicable. If no adjustment required, value reflects Initial pH.

Frozen Date/Time: With respect to Volatile Organics in soil, Frozen Date/Time reflects the date/time at which associated Reagent Water-preserved vials were initially frozen. Note: If frozen date/time is beyond 48 hours from sample collection, value will be reflected in 'bold'.

Gasoline Range Organics (GRO): Gasoline Range Organics (GRO) results include all chromatographic peaks eluting from Methyl tert butyl ether through Naphthalene, with the exception of GRO analysis in support of State of Ohio programs, which includes all chromatographic peaks eluting from Hexane through Dodecane.

Initial pH: As it pertains to Sample Receipt & Container Information section of the report, Initial pH reflects pH of container determined upon receipt, if applicable.

PAH Total: With respect to Alkylated PAH analyses, the 'PAHs, Total' result is defined as the summation of results for all or a subset of the following compounds: Naphthalene, C1-C4 Naphthalenes, 2-Methylnaphthalene, 1-Methylnaphthalene, Biphenyl, Acenaphthylene, Acenaphthene, Fluorene, C1-C3 Fluorenes, Phenanthrene, C1-C4 Phenanthrenes/Anthracenes, Anthracene, Fluoranthene, Pyrene, C1-C4 Fluoranthenes/Pyrenes, Benz(a)anthracene, Chrysene, C1-C4 Chrysenes, Benzo(b)fluoranthene, Benzo(j)+(k)fluoranthene, Benzo(e)pyrene, Benzo(a)pyrene, Perylene, Indeno(1,2,3-cd)pyrene, Dibenz(ah)+(ac)anthracene, Benzo(g,h,i)perylene. If a 'Total' result is requested, the results of its individual components will also be reported.

PFAS Total: With respect to PFAS analyses, the 'PFAS, Total (5)' result is defined as the summation of results for: PFHpA, PFHxS, PFOA, PFNA and PFOS. In addition, the 'PFAS, Total (6)' result is defined as the summation of results for: PFHpA, PFHxS, PFOA, PFNA, PFDA and PFOS. For MassDEP DW compliance analysis only, the 'PFAS, Total (6)' result is defined as the summation of results at or above the RL. Note: If a 'Total' result is requested, the results of its individual components will also be reported.

Total: With respect to Organic analyses, a 'Total' result is defined as the summation of results for individual isomers or Aroclors. If a 'Total' result is requested, the results of its individual components will also be reported. This is applicable to 'Total' results for methods 8260, 8081 and 8082.

Data Qualifiers

- A** - Spectra identified as "Aldol Condensates" are byproducts of the extraction/concentration procedures when acetone is introduced in the process.
- B** - The analyte was detected above the reporting limit in the associated method blank. Flag only applies to associated field samples that have detectable concentrations of the analyte at less than ten times (10x) the concentration found in the blank. For MCP-related projects, flag only applies to associated field samples that have detectable concentrations of the analyte at less than ten times (10x) the concentration found in the blank. For DOD-related projects, flag only applies to associated field samples that have detectable concentrations of the analyte at less than ten times (10x) the concentration found in the blank AND the analyte was detected above one-half the reporting limit (or above the reporting limit for common lab contaminants) in the associated method blank. For NJ-Air-related projects, flag only applies to associated field samples that have detectable concentrations of the analyte above the reporting limit. For NJ-related projects (excluding Air), flag only applies to associated field samples that have detectable concentrations of the analyte, which was detected above the reporting limit in the associated method blank or above five times the reporting limit for common lab contaminants (Phthalates, Acetone, Methylene Chloride, 2-Butanone).
- C** - Co-elution: The target analyte co-elutes with a known lab standard (i.e. surrogate, internal standards, etc.) for co-extracted analyses.
- D** - Concentration of analyte was quantified from diluted analysis. Flag only applies to field samples that have detectable concentrations of the analyte.
- E** - Concentration of analyte exceeds the range of the calibration curve and/or linear range of the instrument.
- F** - The ratio of quantifier ion response to qualifier ion response falls outside of the laboratory criteria. Results are considered to be an estimated maximum concentration.
- G** - The concentration may be biased high due to matrix interferences (i.e. co-elution) with non-target compound(s). The result should be considered estimated.
- H** - The analysis of pH was performed beyond the regulatory-required holding time of 15 minutes from the time of sample collection.
- I** - The lower value for the two columns has been reported due to obvious interference.
- J** - Estimated value. This represents an estimated concentration for Tentatively Identified Compounds (TICs).
- M** - Reporting Limit (RL) exceeds the MCP CAM Reporting Limit for this analyte.

Report Format: Data Usability Report



Project Name: 136 FULLER RD
Project Number: 2222575

Lab Number: L2442977
Report Date: 08/12/24

Data Qualifiers

- ND** - Not detected at the reporting limit (RL) for the sample.
- NJ** - Presumptive evidence of compound. This represents an estimated concentration for Tentatively Identified Compounds (TICs), where the identification is based on a mass spectral library search.
- P** - The RPD between the results for the two columns exceeds the method-specified criteria.
- Q** - The quality control sample exceeds the associated acceptance criteria. For DOD-related projects, LCS and/or Continuing Calibration Standard exceedences are also qualified on all associated sample results. Note: This flag is not applicable for matrix spike recoveries when the sample concentration is greater than 4x the spike added or for batch duplicate RPD when the sample concentrations are less than 5x the RL. (Metals only.)
- R** - Analytical results are from sample re-analysis.
- RE** - Analytical results are from sample re-extraction.
- S** - Analytical results are from modified screening analysis.
- V** - The surrogate associated with this target analyte has a recovery outside the QC acceptance limits. (Applicable to MassDEP DW Compliance samples only.)
- Z** - The batch matrix spike and/or duplicate associated with this target analyte has a recovery/RPD outside the QC acceptance limits. (Applicable to MassDEP DW Compliance samples only.)

Project Name: 136 FULLER RD
Project Number: 2222575

Lab Number: L2442977
Report Date: 08/12/24

REFERENCES

- 48 Compendium of Methods for the Determination of Toxic Organic Compounds in Ambient Air. Second Edition. EPA/625/R-96/010b, January 1999.

LIMITATION OF LIABILITIES

Alpha Analytical performs services with reasonable care and diligence normal to the analytical testing laboratory industry. In the event of an error, the sole and exclusive responsibility of Alpha Analytical shall be to re-perform the work at it's own expense. In no event shall Alpha Analytical be held liable for any incidental, consequential or special damages, including but not limited to, damages in any way connected with the use of, interpretation of, information or analysis provided by Alpha Analytical.

We strongly urge our clients to comply with EPA protocol regarding sample volume, preservation, cooling, containers, sampling procedures, holding time and splitting of samples in the field.



Certification Information

The following analytes are not included in our Primary NELAP Scope of Accreditation:

Westborough Facility

EPA 624.1: m/p-xylene, o-xylene, Naphthalene

EPA 625.1: alpha-Terpineol

EPA 8260D: NPW: 1,2,4,5-Tetramethylbenzene; 4-Ethyltoluene; SCM: Iodomethane (methyl iodide), 1,2,4,5-Tetramethylbenzene; 4-Ethyltoluene.

EPA 8270E: NPW: Dimethylnaphthalene, 1,4-Diphenylhydrazine, alpha-Terpineol, Azobenzene; SCM: Dimethylnaphthalene, 1,4-Diphenylhydrazine.

SM4500: NPW: Amenable Cyanide; SCM: Total Phosphorus, TKN, NO₂, NO₃.

Mansfield Facility

SM 2540D: TSS.

EPA TO-15: Halothane, 2,4,4-Trimethyl-2-pentene, 2,4,4-Trimethyl-1-pentene, Thiophene, 2-Methylthiophene,

3-Methylthiophene, 2-Ethylthiophene, 1,2,3-Trimethylbenzene, Indan, Indene, 1,2,4,5-Tetramethylbenzene, Benzothiophene, 1-Methylnaphthalene.

Nonpotable Water: EPA RSK-175 Dissolved Gases

Biological Tissue Matrix: EPA 3050B

The following analytes are included in our Massachusetts DEP Scope of Accreditation

Westborough Facility:

Drinking Water

EPA 300.0: Chloride, Nitrate-N, Fluoride, Sulfate; **EPA 353.2:** Nitrate-N, Nitrite-N; **SM4500NO3-F:** Nitrate-N, Nitrite-N; **SM4500F-C, SM4500CN-CE,**

EPA 180.1, SM2130B, SM4500Cl-D, SM2320B, SM2540C, SM4500H-B, SM4500NO2-B

EPA 524.2: THMs and VOCs; **EPA 504.1:** EDB, DBCP.

Microbiology: SM9215B; SM9223-P/A, SM9223B-Colilert-QT, SM9222D.

Non-Potable Water

SM4500H,B, EPA 120.1, SM2510B, SM2540C, SM2320B, SM4500CL-E, SM4500F-BC, SM4500NH3-BH: Ammonia-N and Kjeldahl-N, **EPA 350.1:**

Ammonia-N, **LACHAT 10-107-06-1-B:** Ammonia-N, **EPA 351.1, SM4500NO3-F, EPA 353.2:** Nitrate-N, **SM4500P-E, SM4500P-B, E, SM4500SO4-E,**

SM5220D, EPA 410.4, SM5210B, SM5310C, SM4500CL-D, EPA 1664, EPA 420.1, SM4500-CN-CE, SM2540D, EPA 300: Chloride, Sulfate, Nitrate.

EPA 624.1: Volatile Halocarbons & Aromatics,

EPA 608.3: Chlordane, Toxaphene, Aldrin, alpha-BHC, beta-BHC, gamma-BHC, delta-BHC, Dieldrin, DDD, DDE, DDT, Endosulfan I, Endosulfan II, Endosulfan sulfate, Endrin, Endrin Aldehyde, Heptachlor, Heptachlor Epoxide, PCBs

EPA 625.1: SVOC (Acid/Base/Neutral Extractables).

Microbiology: SM9223B-Colilert-QT; Enterolert-QT, EPA 1600, EPA 1603, SM9222D.

Mansfield Facility:

Drinking Water

EPA 200.7: Al, Ba, Cd, Cr, Cu, Fe, Mn, Ni, Na, Ag, Ca, Zn. **EPA 200.8:** Al, Sb, As, Ba, Be, Cd, Cr, Cu, Pb, Mn, Ni, Se, Ag, TL, Zn. **EPA 245.1** Hg.

EPA 522, EPA 537.1.

Non-Potable Water

EPA 200.7: Al, Sb, As, Be, Cd, Ca, Cr, Co, Cu, Fe, Pb, Mg, Mn, Mo, Ni, K, Se, Ag, Na, Sr, TL, Ti, V, Zn.

EPA 200.8: Al, Sb, As, Be, Cd, Cr, Cu, Fe, Pb, Mn, Ni, K, Se, Ag, Na, TL, Zn.

EPA 245.1 Hg.

SM2340B

For a complete listing of analytes and methods, please contact your Alpha Project Manager.



AIR ANALYSIS

CHAIN OF CUSTODY

PAGE _____ OF _____

320 Forbes Blvd, Mansfield, MA 02048
 TEL: 508-822-9300 FAX: 508-822-3288

Project Information

Project Name: 136 Fuller Rd
 Project Location: Albany NY
 Project #: 2222575
 Project Manager: Branson Fields
 ALPHA Quote #:

Turn-Around Time

Standard RUSH (only confirmed if pre-approved)
 Date Due: _____ Time: _____

Date Rec'd in Lab: 7/31/24

Report Information - Data Deliverables

FAX
 ADEX
 Criteria Checker: _____
 (Default based on Regulatory Criteria Indicated)
 Other Formats: _____
 EMAIL (standard pdf report)
 Additional Deliverables: _____
 Report to: (if different than Project Manager)

ALPHA Job #: L2442977

Billing Information

Same as Client info PO #: _____

Regulatory Requirements/Report Limits

State/Fed	Program	Res / Comm

Client Information

Client: Labella Associates
 Address: 4 British American
Latham NY 12110
 Phone: 720-426-6362
 Fax: _____
 Email: bfields@labellaPC.com

These samples have been previously analyzed by Alpha

Other Project Specific Requirements/Comments: Invoice CC: TC APPX @ Labella PC. Com
 Project-Specific Target Compound List:

All Columns Below Must Be Filled Out

ALPHA Lab ID (Lab Use Only)	Sample ID	COLLECTION				Sample Matrix*	Sampler's Initials	Can Size	ID Can	ID - Flow Controller	TO-15	TO-15 SIM	APH Substrate Non-petroleum / PCB	Fixed Gases	Sulfides & Mercaptans by TO-15	Sample Comments (i.e. PID)
		End Date	Start Time	End Time	Initial Vacuum											
<u>42977-01</u>	<u>TFE Effluent #</u>	<u>7/30/24</u>	<u>0830</u>	<u>0850</u>	<u>28.0</u>	<u>0</u>	<u>SV</u>	<u>FC</u>	<u>14</u>	<u>816</u>	<u>0151</u>	<u>X</u>				<u>1.0</u>

***SAMPLE MATRIX CODES**

AA = Ambient Air (Indoor/Outdoor)
 SV = Soil Vapor/Landfill Gas/SVE
 Other = Please Specify

Container Type

Please print clearly, legibly and completely. Samples can not be logged in and turnaround time clock will not start until any ambiguities are resolved. All samples submitted are subject to Alpha's Terms and Conditions. See reverse side.

Relinquished By: <u>[Signature]</u>	Date/Time: <u>7/30/24 12:00</u>	Received By: <u>[Signature]</u>	Date/Time: <u>7/30/24 12:00</u>
<u>[Signature]</u>	<u>7/30/24 14:20</u>	<u>[Signature]</u>	<u>7/31/24 06:10</u>
<u>[Signature]</u>	<u>7/31/24 06:50</u>	<u>[Signature]</u>	<u>7/31/24 06:50</u>



ANALYTICAL REPORT

Lab Number:	L2447833
Client:	LaBella Associates, P.C. 4 British American Boulevard Latham, NY 12110
ATTN:	Branson Fields
Phone:	(518) 266-7355
Project Name:	136 FULLER ROAD
Project Number:	2222575.04
Report Date:	08/28/24

The original project report/data package is held by Alpha Analytical. This report/data package is paginated and should be reproduced only in its entirety. Alpha Analytical holds no responsibility for results and/or data that are not consistent with the original.

Certifications & Approvals: MA (M-MA086), NH NELAP (2064), CT (PH-0826), IL (200077), IN (C-MA-03), KY (KY98045), ME (MA00086), MD (348), NJ (MA935), NY (11148), NC (25700/666), OR (MA-1316), PA (68-03671), RI (LAO00065), TX (T104704476), VT (VT-0935), VA (460195), USDA (Permit #525-23-122-91930A1).

Eight Walkup Drive, Westborough, MA 01581-1019
508-898-9220 (Fax) 508-898-9193 800-624-9220 - www.alphalab.com



Project Name: 136 FULLER ROAD
Project Number: 2222575.04

Lab Number: L2447833
Report Date: 08/28/24

Alpha Sample ID	Client ID	Matrix	Sample Location	Collection Date/Time	Receive Date
L2447833-01	INFLUENT-AUG24	WATER	ALBANY,NY	08/21/24 15:05	08/21/24
L2447833-02	EFFLUENT-AUG24	WATER	ALBANY,NY	08/21/24 15:15	08/21/24

Project Name: 136 FULLER ROAD
Project Number: 2222575.04

Lab Number: L2447833
Report Date: 08/28/24

Case Narrative

The samples were received in accordance with the Chain of Custody and no significant deviations were encountered during the preparation or analysis unless otherwise noted. Sample Receipt, Container Information, and the Chain of Custody are located at the back of the report.

Results contained within this report relate only to the samples submitted under this Alpha Lab Number and meet NELAP requirements for all NELAP accredited parameters unless otherwise noted in the following narrative. The data presented in this report is organized by parameter (i.e. VOC, SVOC, etc.). Sample specific Quality Control data (i.e. Surrogate Spike Recovery) is reported at the end of the target analyte list for each individual sample, followed by the Laboratory Batch Quality Control at the end of each parameter. Tentatively Identified Compounds (TICs), if requested, are reported for compounds identified to be present and are not part of the method/program Target Compound List, even if only a subset of the TCL are being reported. If a sample was re-analyzed or re-extracted due to a required quality control corrective action and if both sets of data are reported, the Laboratory ID of the re-analysis or re-extraction is designated with an "R" or "RE", respectively.

When multiple Batch Quality Control elements are reported (e.g. more than one LCS), the associated samples for each element are noted in the grey shaded header line of each data table. Any Laboratory Batch, Sample Specific % recovery or RPD value that is outside the listed Acceptance Criteria is bolded in the report. In reference to questions H (CAM) or 4 (RCP) when "NO" is checked, the performance criteria for CAM and RCP methods allow for some quality control failures to occur and still be within method compliance. In these instances, the specific failure is not narrated but noted in the associated QC Outlier Summary Report, located directly after the Case Narrative. QC information is also incorporated in the Data Usability Assessment table (Format 11) of our Data Merger tool, where it can be reviewed in conjunction with the sample result, associated regulatory criteria and any associated data usability implications.

Soil/sediments and solids are reported on a dry weight basis unless otherwise noted. Tissues are reported "as received" or on a wet weight basis, unless otherwise noted. Definitions of all data qualifiers and acronyms used in this report are provided in the Glossary located at the back of the report.

HOLD POLICY - For samples submitted on hold, Alpha's policy is to hold samples (with the exception of Air canisters) free of charge for 21 calendar days from the date the project is completed. After 21 calendar days, we will dispose of all samples submitted including those put on hold unless you have contacted your Alpha Project Manager and made arrangements for Alpha to continue to hold the samples. Air canisters will be disposed after 3 business days from the date the project is completed.

Please contact Project Management at 800-624-9220 with any questions.

Project Name: 136 FULLER ROAD
Project Number: 2222575.04

Lab Number: L2447833
Report Date: 08/28/24

Case Narrative (continued)

Report Submission

All non-detect (ND) or estimated concentrations (J-qualified) have been quantitated to the limit noted in the MDL column.

I, the undersigned, attest under the pains and penalties of perjury that, to the best of my knowledge and belief and based upon my personal inquiry of those responsible for providing the information contained in this analytical report, such information is accurate and complete. This certificate of analysis is not complete unless this page accompanies any and all pages of this report.

Authorized Signature:  Caitlin Walukevich

Title: Technical Director/Representative

Date: 08/28/24

ORGANICS

VOLATILES

Project Name: 136 FULLER ROAD
Project Number: 2222575.04

Lab Number: L2447833
Report Date: 08/28/24

SAMPLE RESULTS

Lab ID: L2447833-01
Client ID: INFLUENT-AUG24
Sample Location: ALBANY, NY

Date Collected: 08/21/24 15:05
Date Received: 08/21/24
Field Prep: Not Specified

Sample Depth:

Matrix: Water
Analytical Method: 1,8260D
Analytical Date: 08/26/24 00:29
Analyst: MAG

Parameter	Result	Qualifier	Units	RL	MDL	Dilution Factor
Volatile Organics by GC/MS - Westborough Lab						
Methylene chloride	ND		ug/l	2.5	0.70	1
1,1-Dichloroethane	0.93	J	ug/l	2.5	0.70	1
Chloroform	ND		ug/l	2.5	0.70	1
Carbon tetrachloride	ND		ug/l	0.50	0.13	1
1,2-Dichloropropane	ND		ug/l	1.0	0.14	1
Dibromochloromethane	ND		ug/l	0.50	0.15	1
1,1,2-Trichloroethane	ND		ug/l	1.5	0.50	1
Tetrachloroethene	8.6		ug/l	0.50	0.18	1
Chlorobenzene	ND		ug/l	2.5	0.70	1
Trichlorofluoromethane	ND		ug/l	2.5	0.70	1
1,2-Dichloroethane	ND		ug/l	0.50	0.13	1
1,1,1-Trichloroethane	0.87	J	ug/l	2.5	0.70	1
Bromodichloromethane	ND		ug/l	0.50	0.19	1
trans-1,3-Dichloropropene	ND		ug/l	0.50	0.16	1
cis-1,3-Dichloropropene	ND		ug/l	0.50	0.14	1
Bromoform	ND		ug/l	2.0	0.65	1
1,1,2,2-Tetrachloroethane	ND		ug/l	0.50	0.17	1
Benzene	ND		ug/l	0.50	0.16	1
Toluene	ND		ug/l	2.5	0.70	1
Ethylbenzene	ND		ug/l	2.5	0.70	1
Chloromethane	ND		ug/l	2.5	0.70	1
Bromomethane	ND		ug/l	2.5	0.70	1
Vinyl chloride	ND		ug/l	1.0	0.07	1
Chloroethane	ND		ug/l	2.5	0.70	1
1,1-Dichloroethene	ND		ug/l	0.50	0.17	1
trans-1,2-Dichloroethene	ND		ug/l	2.5	0.70	1
Trichloroethene	1.6		ug/l	0.50	0.18	1
1,2-Dichlorobenzene	ND		ug/l	2.5	0.70	1

Project Name: 136 FULLER ROAD
Project Number: 2222575.04

Lab Number: L2447833
Report Date: 08/28/24

SAMPLE RESULTS

Lab ID: L2447833-01
Client ID: INFLUENT-AUG24
Sample Location: ALBANY, NY

Date Collected: 08/21/24 15:05
Date Received: 08/21/24
Field Prep: Not Specified

Sample Depth:

Parameter	Result	Qualifier	Units	RL	MDL	Dilution Factor
Volatile Organics by GC/MS - Westborough Lab						
1,3-Dichlorobenzene	ND		ug/l	2.5	0.70	1
1,4-Dichlorobenzene	ND		ug/l	2.5	0.70	1
Methyl tert butyl ether	ND		ug/l	2.5	0.17	1
p/m-Xylene	ND		ug/l	2.5	0.70	1
o-Xylene	ND		ug/l	2.5	0.70	1
cis-1,2-Dichloroethene	7.4		ug/l	2.5	0.70	1
Styrene	ND		ug/l	2.5	0.70	1
Dichlorodifluoromethane	ND		ug/l	5.0	1.0	1
Acetone	ND		ug/l	5.0	1.5	1
Carbon disulfide	ND		ug/l	5.0	1.0	1
2-Butanone	ND		ug/l	5.0	1.9	1
4-Methyl-2-pentanone	ND		ug/l	5.0	1.0	1
2-Hexanone	ND		ug/l	5.0	1.0	1
Bromochloromethane	ND		ug/l	2.5	0.70	1
1,2-Dibromoethane	ND		ug/l	2.0	0.65	1
1,2-Dibromo-3-chloropropane	ND		ug/l	2.5	0.70	1
Isopropylbenzene	ND		ug/l	2.5	0.70	1
1,2,3-Trichlorobenzene	ND		ug/l	2.5	0.70	1
1,2,4-Trichlorobenzene	ND		ug/l	2.5	0.70	1
Methyl Acetate	ND		ug/l	2.0	0.23	1
Cyclohexane	ND		ug/l	10	0.27	1
1,4-Dioxane	81	J	ug/l	250	61.	1
Freon-113	ND		ug/l	2.5	0.70	1
Methyl cyclohexane	ND		ug/l	10	0.40	1

Surrogate	% Recovery	Qualifier	Acceptance Criteria
1,2-Dichloroethane-d4	114		70-130
Toluene-d8	95		70-130
4-Bromofluorobenzene	90		70-130
Dibromofluoromethane	115		70-130

Project Name: 136 FULLER ROAD
Project Number: 2222575.04

Lab Number: L2447833
Report Date: 08/28/24

SAMPLE RESULTS

Lab ID: L2447833-02
Client ID: EFFLUENT-AUG24
Sample Location: ALBANY,NY

Date Collected: 08/21/24 15:15
Date Received: 08/21/24
Field Prep: Not Specified

Sample Depth:

Matrix: Water
Analytical Method: 1,8260D
Analytical Date: 08/26/24 00:55
Analyst: MAG

Parameter	Result	Qualifier	Units	RL	MDL	Dilution Factor
Volatile Organics by GC/MS - Westborough Lab						
Methylene chloride	ND		ug/l	2.5	0.70	1
1,1-Dichloroethane	ND		ug/l	2.5	0.70	1
Chloroform	ND		ug/l	2.5	0.70	1
Carbon tetrachloride	ND		ug/l	0.50	0.13	1
1,2-Dichloropropane	ND		ug/l	1.0	0.14	1
Dibromochloromethane	ND		ug/l	0.50	0.15	1
1,1,2-Trichloroethane	ND		ug/l	1.5	0.50	1
Tetrachloroethene	ND		ug/l	0.50	0.18	1
Chlorobenzene	ND		ug/l	2.5	0.70	1
Trichlorofluoromethane	ND		ug/l	2.5	0.70	1
1,2-Dichloroethane	ND		ug/l	0.50	0.13	1
1,1,1-Trichloroethane	ND		ug/l	2.5	0.70	1
Bromodichloromethane	ND		ug/l	0.50	0.19	1
trans-1,3-Dichloropropene	ND		ug/l	0.50	0.16	1
cis-1,3-Dichloropropene	ND		ug/l	0.50	0.14	1
Bromoform	ND		ug/l	2.0	0.65	1
1,1,2,2-Tetrachloroethane	ND		ug/l	0.50	0.17	1
Benzene	ND		ug/l	0.50	0.16	1
Toluene	ND		ug/l	2.5	0.70	1
Ethylbenzene	ND		ug/l	2.5	0.70	1
Chloromethane	ND		ug/l	2.5	0.70	1
Bromomethane	ND		ug/l	2.5	0.70	1
Vinyl chloride	ND		ug/l	1.0	0.07	1
Chloroethane	ND		ug/l	2.5	0.70	1
1,1-Dichloroethene	ND		ug/l	0.50	0.17	1
trans-1,2-Dichloroethene	ND		ug/l	2.5	0.70	1
Trichloroethene	ND		ug/l	0.50	0.18	1
1,2-Dichlorobenzene	ND		ug/l	2.5	0.70	1

Project Name: 136 FULLER ROAD
Project Number: 2222575.04

Lab Number: L2447833
Report Date: 08/28/24

SAMPLE RESULTS

Lab ID: L2447833-02
Client ID: EFFLUENT-AUG24
Sample Location: ALBANY, NY

Date Collected: 08/21/24 15:15
Date Received: 08/21/24
Field Prep: Not Specified

Sample Depth:

Parameter	Result	Qualifier	Units	RL	MDL	Dilution Factor
Volatile Organics by GC/MS - Westborough Lab						
1,3-Dichlorobenzene	ND		ug/l	2.5	0.70	1
1,4-Dichlorobenzene	ND		ug/l	2.5	0.70	1
Methyl tert butyl ether	ND		ug/l	2.5	0.17	1
p/m-Xylene	ND		ug/l	2.5	0.70	1
o-Xylene	ND		ug/l	2.5	0.70	1
cis-1,2-Dichloroethene	ND		ug/l	2.5	0.70	1
Styrene	ND		ug/l	2.5	0.70	1
Dichlorodifluoromethane	ND		ug/l	5.0	1.0	1
Acetone	ND		ug/l	5.0	1.5	1
Carbon disulfide	ND		ug/l	5.0	1.0	1
2-Butanone	ND		ug/l	5.0	1.9	1
4-Methyl-2-pentanone	ND		ug/l	5.0	1.0	1
2-Hexanone	ND		ug/l	5.0	1.0	1
Bromochloromethane	ND		ug/l	2.5	0.70	1
1,2-Dibromoethane	ND		ug/l	2.0	0.65	1
1,2-Dibromo-3-chloropropane	ND		ug/l	2.5	0.70	1
Isopropylbenzene	ND		ug/l	2.5	0.70	1
1,2,3-Trichlorobenzene	ND		ug/l	2.5	0.70	1
1,2,4-Trichlorobenzene	ND		ug/l	2.5	0.70	1
Methyl Acetate	ND		ug/l	2.0	0.23	1
Cyclohexane	ND		ug/l	10	0.27	1
1,4-Dioxane	66	J	ug/l	250	61.	1
Freon-113	ND		ug/l	2.5	0.70	1
Methyl cyclohexane	ND		ug/l	10	0.40	1

Surrogate	% Recovery	Qualifier	Acceptance Criteria
1,2-Dichloroethane-d4	114		70-130
Toluene-d8	95		70-130
4-Bromofluorobenzene	88		70-130
Dibromofluoromethane	115		70-130

Project Name: 136 FULLER ROAD
Project Number: 2222575.04

Lab Number: L2447833
Report Date: 08/28/24

Method Blank Analysis
Batch Quality Control

Analytical Method: 1,8260D
Analytical Date: 08/25/24 20:09
Analyst: MAG

Parameter	Result	Qualifier	Units	RL	MDL
Volatile Organics by GC/MS - Westborough Lab for sample(s): 01-02 Batch: WG1964275-5					
Methylene chloride	ND		ug/l	2.5	0.70
1,1-Dichloroethane	ND		ug/l	2.5	0.70
Chloroform	ND		ug/l	2.5	0.70
Carbon tetrachloride	ND		ug/l	0.50	0.13
1,2-Dichloropropane	ND		ug/l	1.0	0.14
Dibromochloromethane	ND		ug/l	0.50	0.15
1,1,2-Trichloroethane	ND		ug/l	1.5	0.50
Tetrachloroethene	ND		ug/l	0.50	0.18
Chlorobenzene	ND		ug/l	2.5	0.70
Trichlorofluoromethane	ND		ug/l	2.5	0.70
1,2-Dichloroethane	ND		ug/l	0.50	0.13
1,1,1-Trichloroethane	ND		ug/l	2.5	0.70
Bromodichloromethane	ND		ug/l	0.50	0.19
trans-1,3-Dichloropropene	ND		ug/l	0.50	0.16
cis-1,3-Dichloropropene	ND		ug/l	0.50	0.14
Bromoform	ND		ug/l	2.0	0.65
1,1,2,2-Tetrachloroethane	ND		ug/l	0.50	0.17
Benzene	ND		ug/l	0.50	0.16
Toluene	ND		ug/l	2.5	0.70
Ethylbenzene	ND		ug/l	2.5	0.70
Chloromethane	ND		ug/l	2.5	0.70
Bromomethane	ND		ug/l	2.5	0.70
Vinyl chloride	ND		ug/l	1.0	0.07
Chloroethane	ND		ug/l	2.5	0.70
1,1-Dichloroethene	ND		ug/l	0.50	0.17
trans-1,2-Dichloroethene	ND		ug/l	2.5	0.70
Trichloroethene	ND		ug/l	0.50	0.18
1,2-Dichlorobenzene	ND		ug/l	2.5	0.70
1,3-Dichlorobenzene	ND		ug/l	2.5	0.70

Project Name: 136 FULLER ROAD
Project Number: 2222575.04

Lab Number: L2447833
Report Date: 08/28/24

Method Blank Analysis
Batch Quality Control

Analytical Method: 1,8260D
Analytical Date: 08/25/24 20:09
Analyst: MAG

Parameter	Result	Qualifier	Units	RL	MDL
Volatile Organics by GC/MS - Westborough Lab for sample(s): 01-02 Batch: WG1964275-5					
1,4-Dichlorobenzene	ND		ug/l	2.5	0.70
Methyl tert butyl ether	ND		ug/l	2.5	0.17
p/m-Xylene	ND		ug/l	2.5	0.70
o-Xylene	ND		ug/l	2.5	0.70
cis-1,2-Dichloroethene	ND		ug/l	2.5	0.70
Styrene	ND		ug/l	2.5	0.70
Dichlorodifluoromethane	ND		ug/l	5.0	1.0
Acetone	ND		ug/l	5.0	1.5
Carbon disulfide	ND		ug/l	5.0	1.0
2-Butanone	ND		ug/l	5.0	1.9
4-Methyl-2-pentanone	ND		ug/l	5.0	1.0
2-Hexanone	ND		ug/l	5.0	1.0
Bromochloromethane	ND		ug/l	2.5	0.70
1,2-Dibromoethane	ND		ug/l	2.0	0.65
1,2-Dibromo-3-chloropropane	ND		ug/l	2.5	0.70
Isopropylbenzene	ND		ug/l	2.5	0.70
1,2,3-Trichlorobenzene	ND		ug/l	2.5	0.70
1,2,4-Trichlorobenzene	ND		ug/l	2.5	0.70
Methyl Acetate	ND		ug/l	2.0	0.23
Cyclohexane	ND		ug/l	10	0.27
1,4-Dioxane	ND		ug/l	250	61.
Freon-113	ND		ug/l	2.5	0.70
Methyl cyclohexane	ND		ug/l	10	0.40

Project Name: 136 FULLER ROAD
Project Number: 2222575.04

Lab Number: L2447833
Report Date: 08/28/24

**Method Blank Analysis
Batch Quality Control**

Analytical Method: 1,8260D
Analytical Date: 08/25/24 20:09
Analyst: MAG

Parameter	Result	Qualifier	Units	RL	MDL
Volatile Organics by GC/MS - Westborough Lab for sample(s): 01-02 Batch: WG1964275-5					

Surrogate	%Recovery	Qualifier	Acceptance Criteria
1,2-Dichloroethane-d4	110		70-130
Toluene-d8	94		70-130
4-Bromofluorobenzene	94		70-130
Dibromofluoromethane	110		70-130

Lab Control Sample Analysis

Batch Quality Control

Project Name: 136 FULLER ROAD

Lab Number: L2447833

Project Number: 222575.04

Report Date: 08/28/24

Parameter	LCS %Recovery	Qual	LCSD %Recovery	Qual	%Recovery Limits	RPD	Qual	RPD Limits
Volatile Organics by GC/MS - Westborough Lab Associated sample(s): 01-02 Batch: WG1964275-3 WG1964275-4								
Methylene chloride	100		98		70-130	2		20
1,1-Dichloroethane	110		110		70-130	0		20
Chloroform	110		100		70-130	10		20
Carbon tetrachloride	120		120		63-132	0		20
1,2-Dichloropropane	110		100		70-130	10		20
Dibromochloromethane	98		94		63-130	4		20
1,1,2-Trichloroethane	90		89		70-130	1		20
Tetrachloroethene	110		110		70-130	0		20
Chlorobenzene	98		93		75-130	5		20
Trichlorofluoromethane	130		120		62-150	8		20
1,2-Dichloroethane	110		100		70-130	10		20
1,1,1-Trichloroethane	110		110		67-130	0		20
Bromodichloromethane	100		99		67-130	1		20
trans-1,3-Dichloropropene	92		87		70-130	6		20
cis-1,3-Dichloropropene	100		95		70-130	5		20
Bromoform	90		88		54-136	2		20
1,1,2,2-Tetrachloroethane	84		82		67-130	2		20
Benzene	110		100		70-130	10		20
Toluene	99		94		70-130	5		20
Ethylbenzene	96		93		70-130	3		20
Chloromethane	100		100		64-130	0		20
Bromomethane	170	Q	170	Q	39-139	0		20
Vinyl chloride	110		110		55-140	0		20

Lab Control Sample Analysis

Batch Quality Control

Project Name: 136 FULLER ROAD

Lab Number: L2447833

Project Number: 222575.04

Report Date: 08/28/24

Parameter	LCS %Recovery	Qual	LCSD %Recovery	Qual	%Recovery Limits	RPD	Qual	RPD Limits
Volatile Organics by GC/MS - Westborough Lab Associated sample(s): 01-02 Batch: WG1964275-3 WG1964275-4								
Chloroethane	120		120		55-138	0		20
1,1-Dichloroethene	120		120		61-145	0		20
trans-1,2-Dichloroethene	100		100		70-130	0		20
Trichloroethene	110		100		70-130	10		20
1,2-Dichlorobenzene	90		87		70-130	3		20
1,3-Dichlorobenzene	93		90		70-130	3		20
1,4-Dichlorobenzene	90		86		70-130	5		20
Methyl tert butyl ether	100		100		63-130	0		20
p/m-Xylene	105		100		70-130	5		20
o-Xylene	105		100		70-130	5		20
cis-1,2-Dichloroethene	100		99		70-130	1		20
Styrene	90		90		70-130	0		20
Dichlorodifluoromethane	74		71		36-147	4		20
Acetone	110		89		58-148	21	Q	20
Carbon disulfide	120		110		51-130	9		20
2-Butanone	88		92		63-138	4		20
4-Methyl-2-pentanone	85		76		59-130	11		20
2-Hexanone	77		77		57-130	0		20
Bromochloromethane	120		110		70-130	9		20
1,2-Dibromoethane	89		86		70-130	3		20
1,2-Dibromo-3-chloropropane	76		75		41-144	1		20
Isopropylbenzene	94		90		70-130	4		20
1,2,3-Trichlorobenzene	77		85		70-130	10		20

Lab Control Sample Analysis

Batch Quality Control

Project Name: 136 FULLER ROAD
Project Number: 222575.04

Lab Number: L2447833
Report Date: 08/28/24

Parameter	LCS %Recovery	Qual	LCSD %Recovery	Qual	%Recovery Limits	RPD	Qual	RPD Limits
Volatile Organics by GC/MS - Westborough Lab Associated sample(s): 01-02 Batch: WG1964275-3 WG1964275-4								
1,2,4-Trichlorobenzene	80		83		70-130	4		20
Methyl Acetate	99		98		70-130	1		20
Cyclohexane	110		100		70-130	10		20
1,4-Dioxane	96		100		56-162	4		20
Freon-113	130		120		70-130	8		20
Methyl cyclohexane	110		100		70-130	10		20

Surrogate	LCS %Recovery	Qual	LCSD %Recovery	Qual	Acceptance Criteria
1,2-Dichloroethane-d4	103		104		70-130
Toluene-d8	95		95		70-130
4-Bromofluorobenzene	97		92		70-130
Dibromofluoromethane	106		105		70-130

Project Name: 136 FULLER ROAD**Lab Number:** L2447833**Project Number:** 2222575.04**Report Date:** 08/28/24**Sample Receipt and Container Information**

Were project specific reporting limits specified?

YES

Cooler Information

Cooler	Custody Seal
A	Absent

Container Information

Container ID	Container Type	Cooler	Initial pH	Final pH	Temp deg C	Pres	Seal	Frozen Date/Time	Analysis(*)
L2447833-01A	Vial HCl preserved	A	NA		2.5	Y	Absent		NYTCL-8260-R2(14)
L2447833-01B	Vial HCl preserved	A	NA		2.5	Y	Absent		NYTCL-8260-R2(14)
L2447833-01C	Vial HCl preserved	A	NA		2.5	Y	Absent		NYTCL-8260-R2(14)
L2447833-02A	Vial HCl preserved	A	NA		2.5	Y	Absent		NYTCL-8260-R2(14)
L2447833-02B	Vial HCl preserved	A	NA		2.5	Y	Absent		NYTCL-8260-R2(14)
L2447833-02C	Vial HCl preserved	A	NA		2.5	Y	Absent		NYTCL-8260-R2(14)

Project Name: 136 FULLER ROAD
Project Number: 2222575.04

Lab Number: L2447833
Report Date: 08/28/24

GLOSSARY

Acronyms

DL	- Detection Limit: This value represents the level to which target analyte concentrations are reported as estimated values, when those target analyte concentrations are quantified below the limit of quantitation (LOQ). The DL includes any adjustments from dilutions, concentrations or moisture content, where applicable. (DoD report formats only.)
EDL	- Estimated Detection Limit: This value represents the level to which target analyte concentrations are reported as estimated values, when those target analyte concentrations are quantified below the reporting limit (RL). The EDL includes any adjustments from dilutions, concentrations or moisture content, where applicable. The use of EDLs is specific to the analysis of PAHs using Solid-Phase Microextraction (SPME).
EMPC	- Estimated Maximum Possible Concentration: The concentration that results from the signal present at the retention time of an analyte when the ions meet all of the identification criteria except the ion abundance ratio criteria. An EMPC is a worst-case estimate of the concentration.
EPA	- Environmental Protection Agency.
LCS	- Laboratory Control Sample: A sample matrix, free from the analytes of interest, spiked with verified known amounts of analytes or a material containing known and verified amounts of analytes.
LCSD	- Laboratory Control Sample Duplicate: Refer to LCS.
LFB	- Laboratory Fortified Blank: A sample matrix, free from the analytes of interest, spiked with verified known amounts of analytes or a material containing known and verified amounts of analytes.
LOD	- Limit of Detection: This value represents the level to which a target analyte can reliably be detected for a specific analyte in a specific matrix by a specific method. The LOD includes any adjustments from dilutions, concentrations or moisture content, where applicable. (DoD report formats only.)
LOQ	- Limit of Quantitation: The value at which an instrument can accurately measure an analyte at a specific concentration. The LOQ includes any adjustments from dilutions, concentrations or moisture content, where applicable. (DoD report formats only.) Limit of Quantitation: The value at which an instrument can accurately measure an analyte at a specific concentration. The LOQ includes any adjustments from dilutions, concentrations or moisture content, where applicable. (DoD report formats only.)
MDL	- Method Detection Limit: This value represents the level to which target analyte concentrations are reported as estimated values, when those target analyte concentrations are quantified below the reporting limit (RL). The MDL includes any adjustments from dilutions, concentrations or moisture content, where applicable.
MS	- Matrix Spike Sample: A sample prepared by adding a known mass of target analyte to a specified amount of matrix sample for which an independent estimate of target analyte concentration is available. For Method 332.0, the spike recovery is calculated using the native concentration, including estimated values.
MSD	- Matrix Spike Sample Duplicate: Refer to MS.
NA	- Not Applicable.
NC	- Not Calculated: Term is utilized when one or more of the results utilized in the calculation are non-detect at the parameter's reporting unit.
NDPA/DPA	- N-Nitrosodiphenylamine/Diphenylamine.
NI	- Not Ignitable.
NP	- Non-Plastic: Term is utilized for the analysis of Atterberg Limits in soil.
NR	- No Results: Term is utilized when 'No Target Compounds Requested' is reported for the analysis of Volatile or Semivolatile Organic TIC only requests.
RL	- Reporting Limit: The value at which an instrument can accurately measure an analyte at a specific concentration. The RL includes any adjustments from dilutions, concentrations or moisture content, where applicable.
RPD	- Relative Percent Difference: The results from matrix and/or matrix spike duplicates are primarily designed to assess the precision of analytical results in a given matrix and are expressed as relative percent difference (RPD). Values which are less than five times the reporting limit for any individual parameter are evaluated by utilizing the absolute difference between the values; although the RPD value will be provided in the report.
SRM	- Standard Reference Material: A reference sample of a known or certified value that is of the same or similar matrix as the associated field samples.
STLP	- Semi-dynamic Tank Leaching Procedure per EPA Method 1315.
TEF	- Toxic Equivalency Factors: The values assigned to each dioxin and furan to evaluate their toxicity relative to 2,3,7,8-TCDD.
TEQ	- Toxic Equivalent: The measure of a sample's toxicity derived by multiplying each dioxin and furan by its corresponding TEF and then summing the resulting values.
TIC	- Tentatively Identified Compound: A compound that has been identified to be present and is not part of the target compound list (TCL) for the method and/or program. All TICs are qualitatively identified and reported as estimated concentrations.

Report Format: DU Report with 'J' Qualifiers



Project Name: 136 FULLER ROAD
Project Number: 2222575.04

Lab Number: L2447833
Report Date: 08/28/24

Footnotes

- 1 - The reference for this analyte should be considered modified since this analyte is absent from the target analyte list of the original method.

Terms

Analytical Method: Both the document from which the method originates and the analytical reference method. (Example: EPA 8260B is shown as 1,8260B.) The codes for the reference method documents are provided in the References section of the Addendum.

Chlordane: The target compound Chlordane (CAS No. 57-74-9) is reported for GC ECD analyses. Per EPA, this compound "refers to a mixture of chlordane isomers, other chlorinated hydrocarbons and numerous other components." (Reference: USEPA Toxicological Review of Chlordane, In Support of Summary Information on the Integrated Risk Information System (IRIS), December 1997.)

Difference: With respect to Total Oxidizable Precursor (TOP) Assay analysis, the difference is defined as the Post-Treatment value minus the Pre-Treatment value.

Final pH: As it pertains to Sample Receipt & Container Information section of the report, Final pH reflects pH of container determined after adjustment at the laboratory, if applicable. If no adjustment required, value reflects Initial pH.

Frozen Date/Time: With respect to Volatile Organics in soil, Frozen Date/Time reflects the date/time at which associated Reagent Water-preserved vials were initially frozen. Note: If frozen date/time is beyond 48 hours from sample collection, value will be reflected in 'bold'.

Gasoline Range Organics (GRO): Gasoline Range Organics (GRO) results include all chromatographic peaks eluting from Methyl tert butyl ether through Naphthalene, with the exception of GRO analysis in support of State of Ohio programs, which includes all chromatographic peaks eluting from Hexane through Dodecane.

Initial pH: As it pertains to Sample Receipt & Container Information section of the report, Initial pH reflects pH of container determined upon receipt, if applicable.

PAH Total: With respect to Alkylated PAH analyses, the 'PAHs, Total' result is defined as the summation of results for all or a subset of the following compounds: Naphthalene, C1-C4 Naphthalenes, 2-Methylnaphthalene, 1-Methylnaphthalene, Biphenyl, Acenaphthylene, Acenaphthene, Fluorene, C1-C3 Fluorenes, Phenanthrene, C1-C4 Phenanthrenes/Anthracenes, Anthracene, Fluoranthene, Pyrene, C1-C4 Fluoranthenes/Pyrenes, Benz(a)anthracene, Chrysene, C1-C4 Chrysenes, Benzo(b)fluoranthene, Benzo(j)+(k)fluoranthene, Benzo(e)pyrene, Benzo(a)pyrene, Perylene, Indeno(1,2,3-cd)pyrene, Dibenz(ah)+(ac)anthracene, Benzo(g,h,i)perylene. If a 'Total' result is requested, the results of its individual components will also be reported.

PFAS Total: With respect to PFAS analyses, the 'PFAS, Total (5)' result is defined as the summation of results for: PFHpA, PFHxS, PFOA, PFNA and PFOS. In addition, the 'PFAS, Total (6)' result is defined as the summation of results for: PFHpA, PFHxS, PFOA, PFNA, PFDA and PFOS. For MassDEP DW compliance analysis only, the 'PFAS, Total (6)' result is defined as the summation of results at or above the RL. Note: If a 'Total' result is requested, the results of its individual components will also be reported.

Total: With respect to Organic analyses, a 'Total' result is defined as the summation of results for individual isomers or Aroclors. If a 'Total' result is requested, the results of its individual components will also be reported. This is applicable to 'Total' results for methods 8260, 8081 and 8082.

Data Qualifiers

- A** - Spectra identified as "Aldol Condensates" are byproducts of the extraction/concentration procedures when acetone is introduced in the process.
- B** - The analyte was detected above the reporting limit in the associated method blank. Flag only applies to associated field samples that have detectable concentrations of the analyte at less than ten times (10x) the concentration found in the blank. For MCP-related projects, flag only applies to associated field samples that have detectable concentrations of the analyte at less than ten times (10x) the concentration found in the blank. For DOD-related projects, flag only applies to associated field samples that have detectable concentrations of the analyte at less than ten times (10x) the concentration found in the blank AND the analyte was detected above one-half the reporting limit (or above the reporting limit for common lab contaminants) in the associated method blank. For NJ-Air-related projects, flag only applies to associated field samples that have detectable concentrations of the analyte above the reporting limit. For NJ-related projects (excluding Air), flag only applies to associated field samples that have detectable concentrations of the analyte, which was detected above the reporting limit in the associated method blank or above five times the reporting limit for common lab contaminants (Phthalates, Acetone, Methylene Chloride, 2-Butanone).
- C** - Co-elution: The target analyte co-elutes with a known lab standard (i.e. surrogate, internal standards, etc.) for co-extracted analyses.
- D** - Concentration of analyte was quantified from diluted analysis. Flag only applies to field samples that have detectable concentrations of the analyte.
- E** - Concentration of analyte exceeds the range of the calibration curve and/or linear range of the instrument.
- F** - The ratio of quantifier ion response to qualifier ion response falls outside of the laboratory criteria. Results are considered to be an estimated maximum concentration.
- G** - The concentration may be biased high due to matrix interferences (i.e. co-elution) with non-target compound(s). The result should be considered estimated.
- H** - The analysis of pH was performed beyond the regulatory-required holding time of 15 minutes from the time of sample collection.
- I** - The lower value for the two columns has been reported due to obvious interference.
- J** - Estimated value. The Target analyte concentration is below the quantitation limit (RL), but above the Method Detection Limit (MDL) or Estimated Detection Limit (EDL) for SPME-related analyses. This represents an estimated concentration for Tentatively

Report Format: DU Report with 'J' Qualifiers



Project Name: 136 FULLER ROAD
Project Number: 2222575.04

Lab Number: L2447833
Report Date: 08/28/24

Data Qualifiers

Identified Compounds (TICs). For calculated parameters, this represents that one or more values used in the calculation were estimated.

- M** - Reporting Limit (RL) exceeds the MCP CAM Reporting Limit for this analyte.
- ND** - Not detected at the method detection limit (MDL) for the sample, or estimated detection limit (EDL) for SPME-related analyses.
- NJ** - Presumptive evidence of compound. This represents an estimated concentration for Tentatively Identified Compounds (TICs), where the identification is based on a mass spectral library search.
- P** - The RPD between the results for the two columns exceeds the method-specified criteria.
- Q** - The quality control sample exceeds the associated acceptance criteria. For DOD-related projects, LCS and/or Continuing Calibration Standard exceedences are also qualified on all associated sample results. Note: This flag is not applicable for matrix spike recoveries when the sample concentration is greater than 4x the spike added or for batch duplicate RPD when the sample concentrations are less than 5x the RL. (Metals only.)
- R** - Analytical results are from sample re-analysis.
- RE** - Analytical results are from sample re-extraction.
- S** - Analytical results are from modified screening analysis.
- V** - The surrogate associated with this target analyte has a recovery outside the QC acceptance limits. (Applicable to MassDEP DW Compliance samples only.)
- Z** - The batch matrix spike and/or duplicate associated with this target analyte has a recovery/RPD outside the QC acceptance limits. (Applicable to MassDEP DW Compliance samples only.)

Project Name: 136 FULLER ROAD
Project Number: 2222575.04

Lab Number: L2447833
Report Date: 08/28/24

REFERENCES

- 1 Test Methods for Evaluating Solid Waste: Physical/Chemical Methods. EPA SW-846. Third Edition. Updates I - VI, 2018.

LIMITATION OF LIABILITIES

Alpha Analytical performs services with reasonable care and diligence normal to the analytical testing laboratory industry. In the event of an error, the sole and exclusive responsibility of Alpha Analytical shall be to re-perform the work at it's own expense. In no event shall Alpha Analytical be held liable for any incidental, consequential or special damages, including but not limited to, damages in any way connected with the use of, interpretation of, information or analysis provided by Alpha Analytical.

We strongly urge our clients to comply with EPA protocol regarding sample volume, preservation, cooling, containers, sampling procedures, holding time and splitting of samples in the field.



Certification Information

The following analytes are not included in our Primary NELAP Scope of Accreditation:

Westborough Facility

EPA 624.1: m/p-xylene, o-xylene, Naphthalene

EPA 625.1: alpha-Terpineol

EPA 8260D: NPW: 1,2,4,5-Tetramethylbenzene; 4-Ethyltoluene; SCM: Iodomethane (methyl iodide), 1,2,4,5-Tetramethylbenzene; 4-Ethyltoluene.

EPA 8270E: NPW: Dimethylnaphthalene, 1,4-Diphenylhydrazine, alpha-Terpineol, Azobenzene; SCM: Dimethylnaphthalene, 1,4-Diphenylhydrazine.

SM4500: NPW: Amenable Cyanide; SCM: Total Phosphorus, TKN, NO₂, NO₃.

Mansfield Facility

SM 2540D: TSS.

EPA TO-15: Halothane, 2,4,4-Trimethyl-2-pentene, 2,4,4-Trimethyl-1-pentene, Thiophene, 2-Methylthiophene,

3-Methylthiophene, 2-Ethylthiophene, 1,2,3-Trimethylbenzene, Indan, Indene, 1,2,4,5-Tetramethylbenzene, Benzothiophene, 1-Methylnaphthalene.

Nonpotable Water: EPA RSK-175 Dissolved Gases

Biological Tissue Matrix: EPA 3050B

The following analytes are included in our Massachusetts DEP Scope of Accreditation

Westborough Facility:

Drinking Water

EPA 300.0: Chloride, Nitrate-N, Fluoride, Sulfate; **EPA 353.2:** Nitrate-N, Nitrite-N; **SM4500NO3-F:** Nitrate-N, Nitrite-N; **SM4500F-C, SM4500CN-CE,**

EPA 180.1, SM2130B, SM4500Cl-D, SM2320B, SM2540C, SM4500H-B, SM4500NO2-B

EPA 524.2: THMs and VOCs; **EPA 504.1:** EDB, DBCP.

Microbiology: SM9215B; SM9223-P/A, SM9223B-Colilert-QT, SM9222D.

Non-Potable Water

SM4500H,B, EPA 120.1, SM2510B, SM2540C, SM2320B, SM4500CL-E, SM4500F-BC, SM4500NH3-BH: Ammonia-N and Kjeldahl-N, **EPA 350.1:**

Ammonia-N, **LACHAT 10-107-06-1-B:** Ammonia-N, **EPA 351.1, SM4500NO3-F, EPA 353.2:** Nitrate-N, **SM4500P-E, SM4500P-B, E, SM4500SO4-E,**

SM5220D, EPA 410.4, SM5210B, SM5310C, SM4500CL-D, EPA 1664, EPA 420.1, SM4500-CN-CE, SM2540D, EPA 300: Chloride, Sulfate, Nitrate.

EPA 624.1: Volatile Halocarbons & Aromatics,

EPA 608.3: Chlordane, Toxaphene, Aldrin, alpha-BHC, beta-BHC, gamma-BHC, delta-BHC, Dieldrin, DDD, DDE, DDT, Endosulfan I, Endosulfan II,

Endosulfan sulfate, Endrin, Endrin Aldehyde, Heptachlor, Heptachlor Epoxide, PCBs

EPA 625.1: SVOC (Acid/Base/Neutral Extractables).

Microbiology: SM9223B-Colilert-QT; Enterolert-QT, EPA 1600, EPA 1603, SM9222D.

Mansfield Facility:

Drinking Water

EPA 200.7: Al, Ba, Cd, Cr, Cu, Fe, Mn, Ni, Na, Ag, Ca, Zn. **EPA 200.8:** Al, Sb, As, Ba, Be, Cd, Cr, Cu, Pb, Mn, Ni, Se, Ag, TL, Zn. **EPA 245.1** Hg.

EPA 522, EPA 537.1.

Non-Potable Water

EPA 200.7: Al, Sb, As, Be, Cd, Ca, Cr, Co, Cu, Fe, Pb, Mg, Mn, Mo, Ni, K, Se, Ag, Na, Sr, TL, Ti, V, Zn.

EPA 200.8: Al, Sb, As, Be, Cd, Cr, Cu, Fe, Pb, Mn, Ni, K, Se, Ag, Na, TL, Zn.

EPA 245.1 Hg.

SM2340B

For a complete listing of analytes and methods, please contact your Alpha Project Manager.



ANALYTICAL REPORT

Lab Number:	L2447915
Client:	LaBella Associates, P.C. 4 British American Boulevard Latham, NY 12110
ATTN:	Branson Fields
Phone:	(518) 266-7355
Project Name:	136 FULLER ROAD
Project Number:	2222575.04
Report Date:	08/29/24

The original project report/data package is held by Alpha Analytical. This report/data package is paginated and should be reproduced only in its entirety. Alpha Analytical holds no responsibility for results and/or data that are not consistent with the original.

Certifications & Approvals: MA (M-MA030), NH NELAP (2062), CT (PH-0825), DoD (L2474), FL (E87814), IL (200081), IN (C-MA-04), KY (KY98046), LA (85084), ME (MA00030), MD (350), MI (9110), MN (025-999-495), NJ (MA015), NY (11627), NC (685), OR (MA-0262), PA (68-02089), RI (LAO00299), TX (T104704419), VT (VT-0015), VA (460194), WA (C954), US Army Corps of Engineers, USDA (Permit #525-23-107-88708A1), USFWS (Permit #A24920).

320 Forbes Boulevard, Mansfield, MA 02048-1806
508-822-9300 (Fax) 508-822-3288 800-624-9220 - www.alphalab.com



Project Name: 136 FULLER ROAD
Project Number: 2222575.04

Lab Number: L2447915
Report Date: 08/29/24

Alpha Sample ID	Client ID	Matrix	Sample Location	Collection Date/Time	Receive Date
L2447915-01	EFFLUENT_AVG24	SOIL_VAPOR	ALBANY, NY	08/21/24 15:25	08/21/24

Project Name: 136 FULLER ROAD
Project Number: 2222575.04

Lab Number: L2447915
Report Date: 08/29/24

Case Narrative

The samples were received in accordance with the Chain of Custody and no significant deviations were encountered during the preparation or analysis unless otherwise noted. Sample Receipt, Container Information, and the Chain of Custody are located at the back of the report.

Results contained within this report relate only to the samples submitted under this Alpha Lab Number and meet NELAP requirements for all NELAP accredited parameters unless otherwise noted in the following narrative. The data presented in this report is organized by parameter (i.e. VOC, SVOC, etc.). Sample specific Quality Control data (i.e. Surrogate Spike Recovery) is reported at the end of the target analyte list for each individual sample, followed by the Laboratory Batch Quality Control at the end of each parameter. Tentatively Identified Compounds (TICs), if requested, are reported for compounds identified to be present and are not part of the method/program Target Compound List, even if only a subset of the TCL are being reported. If a sample was re-analyzed or re-extracted due to a required quality control corrective action and if both sets of data are reported, the Laboratory ID of the re-analysis or re-extraction is designated with an "R" or "RE", respectively.

When multiple Batch Quality Control elements are reported (e.g. more than one LCS), the associated samples for each element are noted in the grey shaded header line of each data table. Any Laboratory Batch, Sample Specific % recovery or RPD value that is outside the listed Acceptance Criteria is bolded in the report. In reference to questions H (CAM) or 4 (RCP) when "NO" is checked, the performance criteria for CAM and RCP methods allow for some quality control failures to occur and still be within method compliance. In these instances, the specific failure is not narrated but noted in the associated QC Outlier Summary Report, located directly after the Case Narrative. QC information is also incorporated in the Data Usability Assessment table (Format 11) of our Data Merger tool, where it can be reviewed in conjunction with the sample result, associated regulatory criteria and any associated data usability implications.

Soil/sediments and solids are reported on a dry weight basis unless otherwise noted. Tissues are reported "as received" or on a wet weight basis, unless otherwise noted. Definitions of all data qualifiers and acronyms used in this report are provided in the Glossary located at the back of the report.

HOLD POLICY - For samples submitted on hold, Alpha's policy is to hold samples (with the exception of Air canisters) free of charge for 21 calendar days from the date the project is completed. After 21 calendar days, we will dispose of all samples submitted including those put on hold unless you have contacted your Alpha Project Manager and made arrangements for Alpha to continue to hold the samples. Air canisters will be disposed after 3 business days from the date the project is completed.

Please contact Project Management at 800-624-9220 with any questions.

Project Name: 136 FULLER ROAD
Project Number: 2222575.04

Lab Number: L2447915
Report Date: 08/29/24

Case Narrative (continued)

Volatile Organics in Air

Canisters were released from the laboratory on August 13, 2024. The canister certification data is provided as an addendum.

L2447915-01D: The sample has elevated detection limits due to the dilution required by the elevated concentrations of target compounds in the sample.

I, the undersigned, attest under the pains and penalties of perjury that, to the best of my knowledge and belief and based upon my personal inquiry of those responsible for providing the information contained in this analytical report, such information is accurate and complete. This certificate of analysis is not complete unless this page accompanies any and all pages of this report.

Authorized Signature:  Christopher J. Anderson

Title: Technical Director/Representative

Date: 08/29/24

AIR

Project Name: 136 FULLER ROAD
Project Number: 2222575.04

Lab Number: L2447915
Report Date: 08/29/24

SAMPLE RESULTS

Lab ID: L2447915-01 D
 Client ID: EFFLUENT_AVG24
 Sample Location: ALBANY, NY

Date Collected: 08/21/24 15:25
 Date Received: 08/21/24
 Field Prep: Not Specified

Sample Depth:
 Matrix: Soil_Vapor
 Analytical Method: 48,TO-15
 Analytical Date: 08/27/24 21:08
 Analyst: JMB

Parameter	ppbV			ug/m3			Qualifier	Dilution Factor
	Results	RL	MDL	Results	RL	MDL		
Volatile Organics in Air - Mansfield Lab								
Dichlorodifluoromethane	5.13	4.50	--	25.4	22.3	--		22.52
Chloromethane	ND	4.50	--	ND	9.29	--		22.52
Freon-114	ND	4.50	--	ND	31.5	--		22.52
Vinyl chloride	8.29	4.50	--	21.2	11.5	--		22.52
1,3-Butadiene	ND	4.50	--	ND	9.96	--		22.52
Bromomethane	ND	4.50	--	ND	17.5	--		22.52
Chloroethane	ND	4.50	--	ND	11.9	--		22.52
Ethanol	ND	113	--	ND	213	--		22.52
Vinyl bromide	ND	4.50	--	ND	19.7	--		22.52
Acetone	ND	22.5	--	ND	53.4	--		22.52
Trichlorofluoromethane	32.9	4.50	--	185	25.3	--		22.52
Isopropanol	ND	11.3	--	ND	27.8	--		22.52
1,1-Dichloroethene	5.31	4.50	--	21.1	17.8	--		22.52
Tertiary butyl Alcohol	ND	11.3	--	ND	34.3	--		22.52
Methylene chloride	ND	11.3	--	ND	39.3	--		22.52
3-Chloropropene	ND	4.50	--	ND	14.1	--		22.52
Carbon disulfide	ND	4.50	--	ND	14.0	--		22.52
Freon-113	ND	4.50	--	ND	34.5	--		22.52
trans-1,2-Dichloroethene	ND	4.50	--	ND	17.8	--		22.52
1,1-Dichloroethane	70.7	4.50	--	286	18.2	--		22.52
Methyl tert butyl ether	ND	4.50	--	ND	16.2	--		22.52
2-Butanone	ND	11.3	--	ND	33.3	--		22.52
cis-1,2-Dichloroethene	516	4.50	--	2050	17.8	--		22.52



Project Name: 136 FULLER ROAD
Project Number: 2222575.04

Lab Number: L2447915
Report Date: 08/29/24

SAMPLE RESULTS

Lab ID: L2447915-01 D
 Client ID: EFFLUENT_AVG24
 Sample Location: ALBANY, NY

Date Collected: 08/21/24 15:25
 Date Received: 08/21/24
 Field Prep: Not Specified

Sample Depth:

Parameter	ppbV			ug/m3			Qualifier	Dilution Factor
	Results	RL	MDL	Results	RL	MDL		
Volatile Organics in Air - Mansfield Lab								
Ethyl Acetate	ND	11.3	--	ND	40.7	--		22.52
Chloroform	ND	4.50	--	ND	22.0	--		22.52
Tetrahydrofuran	ND	11.3	--	ND	33.3	--		22.52
1,2-Dichloroethane	ND	4.50	--	ND	18.2	--		22.52
n-Hexane	ND	4.50	--	ND	15.9	--		22.52
1,1,1-Trichloroethane	148	4.50	--	807	24.6	--		22.52
Benzene	ND	4.50	--	ND	14.4	--		22.52
Carbon tetrachloride	ND	4.50	--	ND	28.3	--		22.52
Cyclohexane	ND	4.50	--	ND	15.5	--		22.52
1,2-Dichloropropane	ND	4.50	--	ND	20.8	--		22.52
Bromodichloromethane	ND	4.50	--	ND	30.1	--		22.52
1,4-Dioxane	6.94	4.50	--	25.0	16.2	--		22.52
Trichloroethene	155	4.50	--	833	24.2	--		22.52
2,2,4-Trimethylpentane	ND	4.50	--	ND	21.0	--		22.52
Heptane	ND	4.50	--	ND	18.4	--		22.52
cis-1,3-Dichloropropene	ND	4.50	--	ND	20.4	--		22.52
4-Methyl-2-pentanone	ND	11.3	--	ND	46.3	--		22.52
trans-1,3-Dichloropropene	ND	4.50	--	ND	20.4	--		22.52
1,1,2-Trichloroethane	ND	4.50	--	ND	24.6	--		22.52
Toluene	ND	4.50	--	ND	17.0	--		22.52
2-Hexanone	ND	4.50	--	ND	18.4	--		22.52
Dibromochloromethane	ND	4.50	--	ND	38.3	--		22.52
1,2-Dibromoethane	ND	4.50	--	ND	34.6	--		22.52
Tetrachloroethene	966	4.50	--	6550	30.5	--		22.52
Chlorobenzene	ND	4.50	--	ND	20.7	--		22.52
Ethylbenzene	ND	4.50	--	ND	19.5	--		22.52



Project Name: 136 FULLER ROAD
Project Number: 2222575.04

Lab Number: L2447915
Report Date: 08/29/24

SAMPLE RESULTS

Lab ID: L2447915-01 D
 Client ID: EFFLUENT_AVG24
 Sample Location: ALBANY, NY

Date Collected: 08/21/24 15:25
 Date Received: 08/21/24
 Field Prep: Not Specified

Sample Depth:

Parameter	ppbV			ug/m3			Qualifier	Dilution Factor
	Results	RL	MDL	Results	RL	MDL		
Volatile Organics in Air - Mansfield Lab								
p/m-Xylene	ND	9.01	--	ND	39.1	--		22.52
Bromoform	ND	4.50	--	ND	46.5	--		22.52
Styrene	ND	4.50	--	ND	19.2	--		22.52
1,1,2,2-Tetrachloroethane	ND	4.50	--	ND	30.9	--		22.52
o-Xylene	ND	4.50	--	ND	19.5	--		22.52
4-Ethyltoluene	ND	4.50	--	ND	22.1	--		22.52
1,3,5-Trimethylbenzene	ND	4.50	--	ND	22.1	--		22.52
1,2,4-Trimethylbenzene	ND	4.50	--	ND	22.1	--		22.52
Benzyl chloride	ND	4.50	--	ND	23.3	--		22.52
1,3-Dichlorobenzene	ND	4.50	--	ND	27.1	--		22.52
1,4-Dichlorobenzene	ND	4.50	--	ND	27.1	--		22.52
1,2-Dichlorobenzene	ND	4.50	--	ND	27.1	--		22.52
1,2,4-Trichlorobenzene	ND	4.50	--	ND	33.4	--		22.52
Naphthalene	ND	4.50	--	ND	23.6	--		22.52
Hexachlorobutadiene	ND	4.50	--	ND	48.0	--		22.52

Internal Standard	% Recovery	Qualifier	Acceptance Criteria
1,4-Difluorobenzene	98		60-140
Bromochloromethane	104		60-140
chlorobenzene-d5	99		60-140



Project Name: 136 FULLER ROAD

Lab Number: L2447915

Project Number: 2222575.04

Report Date: 08/29/24

Method Blank Analysis Batch Quality Control

Analytical Method: 48,TO-15

Analytical Date: 08/27/24 14:48

Parameter	ppbV			ug/m3			Qualifier	Dilution Factor
	Results	RL	MDL	Results	RL	MDL		
Volatile Organics in Air - Mansfield Lab for sample(s): 01 Batch: WG1964511-4								
Dichlorodifluoromethane	ND	0.200	--	ND	0.989	--		1
Chloromethane	ND	0.200	--	ND	0.413	--		1
Freon-114	ND	0.200	--	ND	1.40	--		1
Vinyl chloride	ND	0.200	--	ND	0.511	--		1
1,3-Butadiene	ND	0.200	--	ND	0.442	--		1
Bromomethane	ND	0.200	--	ND	0.777	--		1
Chloroethane	ND	0.200	--	ND	0.528	--		1
Ethanol	ND	5.00	--	ND	9.42	--		1
Vinyl bromide	ND	0.200	--	ND	0.874	--		1
Acetone	ND	1.00	--	ND	2.38	--		1
Trichlorofluoromethane	ND	0.200	--	ND	1.12	--		1
Isopropanol	ND	0.500	--	ND	1.23	--		1
1,1-Dichloroethene	ND	0.200	--	ND	0.793	--		1
Tertiary butyl Alcohol	ND	0.500	--	ND	1.52	--		1
Methylene chloride	ND	0.500	--	ND	1.74	--		1
3-Chloropropene	ND	0.200	--	ND	0.626	--		1
Carbon disulfide	ND	0.200	--	ND	0.623	--		1
Freon-113	ND	0.200	--	ND	1.53	--		1
trans-1,2-Dichloroethene	ND	0.200	--	ND	0.793	--		1
1,1-Dichloroethane	ND	0.200	--	ND	0.809	--		1
Methyl tert butyl ether	ND	0.200	--	ND	0.721	--		1
2-Butanone	ND	0.500	--	ND	1.47	--		1
cis-1,2-Dichloroethene	ND	0.200	--	ND	0.793	--		1
Ethyl Acetate	ND	0.500	--	ND	1.80	--		1
Chloroform	ND	0.200	--	ND	0.977	--		1



Project Name: 136 FULLER ROAD

Lab Number: L2447915

Project Number: 2222575.04

Report Date: 08/29/24

Method Blank Analysis Batch Quality Control

Analytical Method: 48,TO-15

Analytical Date: 08/27/24 14:48

Parameter	ppbV			ug/m3			Qualifier	Dilution Factor
	Results	RL	MDL	Results	RL	MDL		
Volatile Organics in Air - Mansfield Lab for sample(s): 01 Batch: WG1964511-4								
Tetrahydrofuran	ND	0.500	--	ND	1.47	--		1
1,2-Dichloroethane	ND	0.200	--	ND	0.809	--		1
n-Hexane	ND	0.200	--	ND	0.705	--		1
1,1,1-Trichloroethane	ND	0.200	--	ND	1.09	--		1
Benzene	ND	0.200	--	ND	0.639	--		1
Carbon tetrachloride	ND	0.200	--	ND	1.26	--		1
Cyclohexane	ND	0.200	--	ND	0.688	--		1
1,2-Dichloropropane	ND	0.200	--	ND	0.924	--		1
Bromodichloromethane	ND	0.200	--	ND	1.34	--		1
1,4-Dioxane	ND	0.200	--	ND	0.721	--		1
Trichloroethene	ND	0.200	--	ND	1.07	--		1
2,2,4-Trimethylpentane	ND	0.200	--	ND	0.934	--		1
Heptane	ND	0.200	--	ND	0.820	--		1
cis-1,3-Dichloropropene	ND	0.200	--	ND	0.908	--		1
4-Methyl-2-pentanone	ND	0.500	--	ND	2.05	--		1
trans-1,3-Dichloropropene	ND	0.200	--	ND	0.908	--		1
1,1,2-Trichloroethane	ND	0.200	--	ND	1.09	--		1
Toluene	ND	0.200	--	ND	0.754	--		1
2-Hexanone	ND	0.200	--	ND	0.820	--		1
Dibromochloromethane	ND	0.200	--	ND	1.70	--		1
1,2-Dibromoethane	ND	0.200	--	ND	1.54	--		1
Tetrachloroethene	ND	0.200	--	ND	1.36	--		1
Chlorobenzene	ND	0.200	--	ND	0.921	--		1
Ethylbenzene	ND	0.200	--	ND	0.869	--		1
p/m-Xylene	ND	0.400	--	ND	1.74	--		1



Project Name: 136 FULLER ROAD

Lab Number: L2447915

Project Number: 2222575.04

Report Date: 08/29/24

Method Blank Analysis Batch Quality Control

Analytical Method: 48,TO-15

Analytical Date: 08/27/24 14:48

Parameter	ppbV			ug/m3			Qualifier	Dilution Factor
	Results	RL	MDL	Results	RL	MDL		
Volatile Organics in Air - Mansfield Lab for sample(s): 01 Batch: WG1964511-4								
Bromoform	ND	0.200	--	ND	2.07	--		1
Styrene	ND	0.200	--	ND	0.852	--		1
1,1,2,2-Tetrachloroethane	ND	0.200	--	ND	1.37	--		1
o-Xylene	ND	0.200	--	ND	0.869	--		1
4-Ethyltoluene	ND	0.200	--	ND	0.983	--		1
1,3,5-Trimethylbenzene	ND	0.200	--	ND	0.983	--		1
1,2,4-Trimethylbenzene	ND	0.200	--	ND	0.983	--		1
Benzyl chloride	ND	0.200	--	ND	1.04	--		1
1,3-Dichlorobenzene	ND	0.200	--	ND	1.20	--		1
1,4-Dichlorobenzene	ND	0.200	--	ND	1.20	--		1
1,2-Dichlorobenzene	ND	0.200	--	ND	1.20	--		1
1,2,4-Trichlorobenzene	ND	0.200	--	ND	1.48	--		1
Naphthalene	ND	0.200	--	ND	1.05	--		1
Hexachlorobutadiene	ND	0.200	--	ND	2.13	--		1

Lab Control Sample Analysis

Batch Quality Control

Project Name: 136 FULLER ROAD

Project Number: 222575.04

Lab Number: L2447915

Report Date: 08/29/24

Parameter	LCS %Recovery	Qual	LCSD %Recovery	Qual	%Recovery Limits	RPD	Qual	RPD Limits
Volatile Organics in Air - Mansfield Lab Associated sample(s): 01 Batch: WG1964511-3								
Dichlorodifluoromethane	110		-		70-130	-		
Chloromethane	84		-		70-130	-		
Freon-114	101		-		70-130	-		
Vinyl chloride	102		-		70-130	-		
1,3-Butadiene	95		-		70-130	-		
Bromomethane	104		-		70-130	-		
Chloroethane	103		-		70-130	-		
Ethanol	89		-		40-160	-		
Vinyl bromide	96		-		70-130	-		
Acetone	125		-		40-160	-		
Trichlorofluoromethane	123		-		70-130	-		
Isopropanol	88		-		40-160	-		
1,1-Dichloroethene	126		-		70-130	-		
Tertiary butyl Alcohol	98		-		70-130	-		
Methylene chloride	105		-		70-130	-		
3-Chloropropene	115		-		70-130	-		
Carbon disulfide	110		-		70-130	-		
Freon-113	115		-		70-130	-		
trans-1,2-Dichloroethene	118		-		70-130	-		
1,1-Dichloroethane	120		-		70-130	-		
Methyl tert butyl ether	98		-		70-130	-		
2-Butanone	101		-		70-130	-		
cis-1,2-Dichloroethene	123		-		70-130	-		

Lab Control Sample Analysis

Batch Quality Control

Project Name: 136 FULLER ROAD

Lab Number: L2447915

Project Number: 2222575.04

Report Date: 08/29/24

Parameter	LCS %Recovery	Qual	LCSD %Recovery	Qual	%Recovery Limits	RPD	Qual	RPD Limits
Volatile Organics in Air - Mansfield Lab Associated sample(s): 01 Batch: WG1964511-3								
Ethyl Acetate	125		-		70-130	-		
Chloroform	119		-		70-130	-		
Tetrahydrofuran	100		-		70-130	-		
1,2-Dichloroethane	124		-		70-130	-		
n-Hexane	119		-		70-130	-		
1,1,1-Trichloroethane	118		-		70-130	-		
Benzene	105		-		70-130	-		
Carbon tetrachloride	120		-		70-130	-		
Cyclohexane	120		-		70-130	-		
1,2-Dichloropropane	115		-		70-130	-		
Bromodichloromethane	124		-		70-130	-		
1,4-Dioxane	121		-		70-130	-		
Trichloroethene	116		-		70-130	-		
2,2,4-Trimethylpentane	121		-		70-130	-		
Heptane	106		-		70-130	-		
cis-1,3-Dichloropropene	109		-		70-130	-		
4-Methyl-2-pentanone	106		-		70-130	-		
trans-1,3-Dichloropropene	109		-		70-130	-		
1,1,2-Trichloroethane	115		-		70-130	-		
Toluene	97		-		70-130	-		
2-Hexanone	108		-		70-130	-		
Dibromochloromethane	122		-		70-130	-		
1,2-Dibromoethane	101		-		70-130	-		

Lab Control Sample Analysis

Batch Quality Control

Project Name: 136 FULLER ROAD

Project Number: 222575.04

Lab Number: L2447915

Report Date: 08/29/24

Parameter	LCS %Recovery	Qual	LCSD %Recovery	Qual	%Recovery Limits	RPD	Qual	RPD Limits
Volatile Organics in Air - Mansfield Lab Associated sample(s): 01 Batch: WG1964511-3								
Tetrachloroethene	101		-		70-130	-		
Chlorobenzene	101		-		70-130	-		
Ethylbenzene	106		-		70-130	-		
p/m-Xylene	108		-		70-130	-		
Bromoform	119		-		70-130	-		
Styrene	102		-		70-130	-		
1,1,2,2-Tetrachloroethane	114		-		70-130	-		
o-Xylene	111		-		70-130	-		
4-Ethyltoluene	100		-		70-130	-		
1,3,5-Trimethylbenzene	104		-		70-130	-		
1,2,4-Trimethylbenzene	103		-		70-130	-		
Benzyl chloride	104		-		70-130	-		
1,3-Dichlorobenzene	104		-		70-130	-		
1,4-Dichlorobenzene	103		-		70-130	-		
1,2-Dichlorobenzene	102		-		70-130	-		
1,2,4-Trichlorobenzene	82		-		70-130	-		
Naphthalene	78		-		70-130	-		
Hexachlorobutadiene	77		-		70-130	-		

Project Name: 136 FULLER ROAD

Project Number: 2222575.04

Serial_No:08292409:58
Lab Number: L2447915

Report Date: 08/29/24

Canister and Flow Controller Information

Samplenum	Client ID	Media ID	Media Type	Date Prepared	Bottle Order	Cleaning Batch ID	Can Leak Check	Initial Pressure (in. Hg)	Pressure on Receipt (in. Hg)	Flow Controller Leak Chk	Flow Out mL/min	Flow In mL/min	% RPD
L2447915-01	EFFLUENT_AVG24	4109	1.0L Can	08/13/24	476380	L2442973-02	Pass	-28.9	0.0	-	-	-	-

Project Name: BATCH CANISTER CERTIFICATION
Project Number: CANISTER QC BAT

Lab Number: L2442973
Report Date: 08/29/24

Air Canister Certification Results

Lab ID: L2442973-02
 Client ID: CAN 2171 SHELF 19
 Sample Location:

Date Collected: 07/30/24 13:00
 Date Received: 07/31/24
 Field Prep: Not Specified

Sample Depth:
 Matrix: Air
 Analytical Method: 48,TO-15
 Analytical Date: 08/03/24 19:28
 Analyst: JFI

Parameter	ppbV			ug/m3			Qualifier	Dilution Factor
	Results	RL	MDL	Results	RL	MDL		
Volatile Organics in Air - Mansfield Lab								
Chlorodifluoromethane	ND	0.200	--	ND	0.707	--		1
Propylene	ND	0.500	--	ND	0.861	--		1
Propane	ND	0.500	--	ND	0.902	--		1
Dichlorodifluoromethane	ND	0.200	--	ND	0.989	--		1
Chloromethane	ND	0.200	--	ND	0.413	--		1
Freon-114	ND	0.200	--	ND	1.40	--		1
Methanol	ND	5.00	--	ND	6.55	--		1
Vinyl chloride	ND	0.200	--	ND	0.511	--		1
1,3-Butadiene	ND	0.200	--	ND	0.442	--		1
Butane	ND	0.200	--	ND	0.475	--		1
Bromomethane	ND	0.200	--	ND	0.777	--		1
Chloroethane	ND	0.200	--	ND	0.528	--		1
Ethanol	ND	5.00	--	ND	9.42	--		1
Dichlorofluoromethane	ND	0.200	--	ND	0.842	--		1
Vinyl bromide	ND	0.200	--	ND	0.874	--		1
Acrolein	ND	0.500	--	ND	1.15	--		1
Acetone	ND	1.00	--	ND	2.38	--		1
Acetonitrile	ND	0.200	--	ND	0.336	--		1
Trichlorofluoromethane	ND	0.200	--	ND	1.12	--		1
Isopropanol	ND	0.500	--	ND	1.23	--		1
Acrylonitrile	ND	0.500	--	ND	1.09	--		1
Pentane	ND	0.200	--	ND	0.590	--		1
Ethyl ether	ND	0.200	--	ND	0.606	--		1
1,1-Dichloroethene	ND	0.200	--	ND	0.793	--		1



Project Name: BATCH CANISTER CERTIFICATION
Project Number: CANISTER QC BAT

Lab Number: L2442973
Report Date: 08/29/24

Air Canister Certification Results

Lab ID: L2442973-02
 Client ID: CAN 2171 SHELF 19
 Sample Location:

Date Collected: 07/30/24 13:00
 Date Received: 07/31/24
 Field Prep: Not Specified

Sample Depth:

Parameter	ppbV			ug/m3			Qualifier	Dilution Factor
	Results	RL	MDL	Results	RL	MDL		
Volatile Organics in Air - Mansfield Lab								
Tertiary butyl Alcohol	ND	0.500	--	ND	1.52	--		1
Methylene chloride	ND	0.500	--	ND	1.74	--		1
3-Chloropropene	ND	0.200	--	ND	0.626	--		1
Carbon disulfide	ND	0.200	--	ND	0.623	--		1
Freon-113	ND	0.200	--	ND	1.53	--		1
trans-1,2-Dichloroethene	ND	0.200	--	ND	0.793	--		1
1,1-Dichloroethane	ND	0.200	--	ND	0.809	--		1
Methyl tert butyl ether	ND	0.200	--	ND	0.721	--		1
Vinyl acetate	ND	1.00	--	ND	3.52	--		1
2-Butanone	ND	0.500	--	ND	1.47	--		1
Xylenes, total	ND	0.600	--	ND	0.869	--		1
cis-1,2-Dichloroethene	ND	0.200	--	ND	0.793	--		1
Ethyl Acetate	ND	0.500	--	ND	1.80	--		1
Chloroform	ND	0.200	--	ND	0.977	--		1
Tetrahydrofuran	ND	0.500	--	ND	1.47	--		1
2,2-Dichloropropane	ND	0.200	--	ND	0.924	--		1
1,2-Dichloroethane	ND	0.200	--	ND	0.809	--		1
n-Hexane	ND	0.200	--	ND	0.705	--		1
Diisopropyl ether	ND	0.200	--	ND	0.836	--		1
tert-Butyl Ethyl Ether	ND	0.200	--	ND	0.836	--		1
1,2-Dichloroethene (total)	ND	1.00	--	ND	1.00	--		1
1,1,1-Trichloroethane	ND	0.200	--	ND	1.09	--		1
1,1-Dichloropropene	ND	0.200	--	ND	0.908	--		1
Benzene	ND	0.200	--	ND	0.639	--		1
Carbon tetrachloride	ND	0.200	--	ND	1.26	--		1
Cyclohexane	ND	0.200	--	ND	0.688	--		1
tert-Amyl Methyl Ether	ND	0.200	--	ND	0.836	--		1



Project Name: BATCH CANISTER CERTIFICATION
Project Number: CANISTER QC BAT

Lab Number: L2442973
Report Date: 08/29/24

Air Canister Certification Results

Lab ID: L2442973-02
 Client ID: CAN 2171 SHELF 19
 Sample Location:

Date Collected: 07/30/24 13:00
 Date Received: 07/31/24
 Field Prep: Not Specified

Sample Depth:

Parameter	ppbV			ug/m3			Qualifier	Dilution Factor
	Results	RL	MDL	Results	RL	MDL		
Volatile Organics in Air - Mansfield Lab								
Dibromomethane	ND	0.200	--	ND	1.42	--		1
1,2-Dichloropropane	ND	0.200	--	ND	0.924	--		1
Bromodichloromethane	ND	0.200	--	ND	1.34	--		1
1,4-Dioxane	ND	0.200	--	ND	0.721	--		1
Trichloroethene	ND	0.200	--	ND	1.07	--		1
2,2,4-Trimethylpentane	ND	0.200	--	ND	0.934	--		1
Methyl Methacrylate	ND	0.500	--	ND	2.05	--		1
Heptane	ND	0.200	--	ND	0.820	--		1
cis-1,3-Dichloropropene	ND	0.200	--	ND	0.908	--		1
4-Methyl-2-pentanone	ND	0.500	--	ND	2.05	--		1
trans-1,3-Dichloropropene	ND	0.200	--	ND	0.908	--		1
1,1,2-Trichloroethane	ND	0.200	--	ND	1.09	--		1
Toluene	ND	0.200	--	ND	0.754	--		1
1,3-Dichloropropane	ND	0.200	--	ND	0.924	--		1
2-Hexanone	ND	0.200	--	ND	0.820	--		1
Dibromochloromethane	ND	0.200	--	ND	1.70	--		1
1,2-Dibromoethane	ND	0.200	--	ND	1.54	--		1
Butyl acetate	ND	0.500	--	ND	2.38	--		1
Octane	ND	0.200	--	ND	0.934	--		1
Tetrachloroethene	ND	0.200	--	ND	1.36	--		1
1,1,1,2-Tetrachloroethane	ND	0.200	--	ND	1.37	--		1
Chlorobenzene	ND	0.200	--	ND	0.921	--		1
Ethylbenzene	ND	0.200	--	ND	0.869	--		1
p/m-Xylene	ND	0.400	--	ND	1.74	--		1
Bromoform	ND	0.200	--	ND	2.07	--		1
Styrene	ND	0.200	--	ND	0.852	--		1
1,1,2,2-Tetrachloroethane	ND	0.200	--	ND	1.37	--		1



Project Name: BATCH CANISTER CERTIFICATION
Project Number: CANISTER QC BAT

Lab Number: L2442973
Report Date: 08/29/24

Air Canister Certification Results

Lab ID: L2442973-02
 Client ID: CAN 2171 SHELF 19
 Sample Location:

Date Collected: 07/30/24 13:00
 Date Received: 07/31/24
 Field Prep: Not Specified

Sample Depth:

Parameter	ppbV			ug/m3			Qualifier	Dilution Factor
	Results	RL	MDL	Results	RL	MDL		
Volatile Organics in Air - Mansfield Lab								
o-Xylene	ND	0.200	--	ND	0.869	--		1
1,2,3-Trichloropropane	ND	0.200	--	ND	1.21	--		1
Nonane	ND	0.200	--	ND	1.05	--		1
Isopropylbenzene	ND	0.200	--	ND	0.983	--		1
Bromobenzene	ND	0.200	--	ND	0.793	--		1
2-Chlorotoluene	ND	0.200	--	ND	1.04	--		1
n-Propylbenzene	ND	0.200	--	ND	0.983	--		1
4-Chlorotoluene	ND	0.200	--	ND	1.04	--		1
4-Ethyltoluene	ND	0.200	--	ND	0.983	--		1
1,3,5-Trimethylbenzene	ND	0.200	--	ND	0.983	--		1
tert-Butylbenzene	ND	0.200	--	ND	1.10	--		1
1,2,4-Trimethylbenzene	ND	0.200	--	ND	0.983	--		1
Decane	ND	0.200	--	ND	1.16	--		1
Benzyl chloride	ND	0.200	--	ND	1.04	--		1
1,3-Dichlorobenzene	ND	0.200	--	ND	1.20	--		1
1,4-Dichlorobenzene	ND	0.200	--	ND	1.20	--		1
sec-Butylbenzene	ND	0.200	--	ND	1.10	--		1
p-Isopropyltoluene	ND	0.200	--	ND	1.10	--		1
1,2-Dichlorobenzene	ND	0.200	--	ND	1.20	--		1
n-Butylbenzene	ND	0.200	--	ND	1.10	--		1
1,2-Dibromo-3-chloropropane	ND	0.200	--	ND	1.93	--		1
Undecane	ND	0.200	--	ND	1.28	--		1
Dodecane	ND	0.200	--	ND	1.39	--		1
1,2,4-Trichlorobenzene	ND	0.200	--	ND	1.48	--		1
Naphthalene	ND	0.200	--	ND	1.05	--		1
1,2,3-Trichlorobenzene	ND	0.200	--	ND	1.48	--		1
Hexachlorobutadiene	ND	0.200	--	ND	2.13	--		1



Project Name: BATCH CANISTER CERTIFICATION
Project Number: CANISTER QC BAT

Lab Number: L2442973
Report Date: 08/29/24

Air Canister Certification Results

Lab ID: L2442973-02
 Client ID: CAN 2171 SHELF 19
 Sample Location:

Date Collected: 07/30/24 13:00
 Date Received: 07/31/24
 Field Prep: Not Specified

Sample Depth:

Parameter	ppbV			ug/m3			Qualifier	Dilution Factor
	Results	RL	MDL	Results	RL	MDL		
Volatile Organics in Air - Mansfield Lab								

Results	Qualifier	Units	RDL	Dilution Factor
Tentatively Identified Compounds				

No Tentatively Identified Compounds

Internal Standard	% Recovery	Qualifier	Acceptance Criteria
1,4-Difluorobenzene	100		60-140
Bromochloromethane	108		60-140
chlorobenzene-d5	81		60-140

Project Name: BATCH CANISTER CERTIFICATION
Project Number: CANISTER QC BAT

Lab Number: L2442973
Report Date: 08/29/24

Air Canister Certification Results

Lab ID: L2442973-02
 Client ID: CAN 2171 SHELF 19
 Sample Location:

Date Collected: 07/30/24 13:00
 Date Received: 07/31/24
 Field Prep: Not Specified

Sample Depth:
 Matrix: Air
 Analytical Method: 48,TO-15-SIM
 Analytical Date: 08/03/24 19:28
 Analyst: JFI

Parameter	ppbV			ug/m3			Qualifier	Dilution Factor
	Results	RL	MDL	Results	RL	MDL		
Volatile Organics in Air by SIM - Mansfield Lab								
Dichlorodifluoromethane	ND	0.200	--	ND	0.989	--		1
Chloromethane	ND	0.200	--	ND	0.413	--		1
Freon-114	ND	0.050	--	ND	0.349	--		1
Vinyl chloride	ND	0.020	--	ND	0.051	--		1
1,3-Butadiene	ND	0.020	--	ND	0.044	--		1
Bromomethane	ND	0.020	--	ND	0.078	--		1
Chloroethane	ND	0.100	--	ND	0.264	--		1
Acrolein	ND	0.050	--	ND	0.115	--		1
Acetone	ND	1.00	--	ND	2.38	--		1
Trichlorofluoromethane	ND	0.050	--	ND	0.281	--		1
Acrylonitrile	ND	0.500	--	ND	1.09	--		1
1,1-Dichloroethene	ND	0.020	--	ND	0.079	--		1
Methylene chloride	ND	0.500	--	ND	1.74	--		1
Freon-113	ND	0.050	--	ND	0.383	--		1
trans-1,2-Dichloroethene	ND	0.020	--	ND	0.079	--		1
1,1-Dichloroethane	ND	0.020	--	ND	0.081	--		1
Methyl tert butyl ether	ND	0.200	--	ND	0.721	--		1
2-Butanone	ND	0.500	--	ND	1.47	--		1
cis-1,2-Dichloroethene	ND	0.020	--	ND	0.079	--		1
Chloroform	ND	0.020	--	ND	0.098	--		1
1,2-Dichloroethane	ND	0.020	--	ND	0.081	--		1
1,1,1-Trichloroethane	ND	0.020	--	ND	0.109	--		1
Benzene	ND	0.100	--	ND	0.319	--		1
Carbon tetrachloride	ND	0.020	--	ND	0.126	--		1



Project Name: BATCH CANISTER CERTIFICATION
Project Number: CANISTER QC BAT

Lab Number: L2442973
Report Date: 08/29/24

Air Canister Certification Results

Lab ID: L2442973-02
 Client ID: CAN 2171 SHELF 19
 Sample Location:

Date Collected: 07/30/24 13:00
 Date Received: 07/31/24
 Field Prep: Not Specified

Sample Depth:

Parameter	ppbV			ug/m3			Qualifier	Dilution Factor
	Results	RL	MDL	Results	RL	MDL		
Volatile Organics in Air by SIM - Mansfield Lab								
1,2-Dichloropropane	ND	0.020	--	ND	0.092	--		1
Bromodichloromethane	ND	0.020	--	ND	0.134	--		1
1,4-Dioxane	ND	0.100	--	ND	0.360	--		1
Trichloroethene	ND	0.020	--	ND	0.107	--		1
cis-1,3-Dichloropropene	ND	0.020	--	ND	0.091	--		1
4-Methyl-2-pentanone	ND	0.500	--	ND	2.05	--		1
trans-1,3-Dichloropropene	ND	0.020	--	ND	0.091	--		1
1,1,2-Trichloroethane	ND	0.020	--	ND	0.109	--		1
Toluene	ND	0.100	--	ND	0.377	--		1
Dibromochloromethane	ND	0.020	--	ND	0.170	--		1
1,2-Dibromoethane	ND	0.020	--	ND	0.154	--		1
Tetrachloroethene	ND	0.020	--	ND	0.136	--		1
1,1,1,2-Tetrachloroethane	ND	0.020	--	ND	0.137	--		1
Chlorobenzene	ND	0.100	--	ND	0.461	--		1
Ethylbenzene	ND	0.020	--	ND	0.087	--		1
p/m-Xylene	ND	0.040	--	ND	0.174	--		1
Bromoform	ND	0.020	--	ND	0.207	--		1
Styrene	ND	0.020	--	ND	0.085	--		1
1,1,2,2-Tetrachloroethane	ND	0.020	--	ND	0.137	--		1
o-Xylene	ND	0.020	--	ND	0.087	--		1
Isopropylbenzene	ND	0.200	--	ND	0.983	--		1
4-Ethyltoluene	ND	0.020	--	ND	0.098	--		1
1,3,5-Trimethylbenzene	ND	0.020	--	ND	0.098	--		1
1,2,4-Trimethylbenzene	ND	0.020	--	ND	0.098	--		1
Benzyl chloride	ND	0.100	--	ND	0.518	--		1
1,3-Dichlorobenzene	ND	0.020	--	ND	0.120	--		1
1,4-Dichlorobenzene	ND	0.020	--	ND	0.120	--		1



Project Name: BATCH CANISTER CERTIFICATION
Project Number: CANISTER QC BAT

Lab Number: L2442973
Report Date: 08/29/24

Air Canister Certification Results

Lab ID: L2442973-02
 Client ID: CAN 2171 SHELF 19
 Sample Location:

Date Collected: 07/30/24 13:00
 Date Received: 07/31/24
 Field Prep: Not Specified

Sample Depth:

Parameter	ppbV			ug/m3			Qualifier	Dilution Factor
	Results	RL	MDL	Results	RL	MDL		
Volatile Organics in Air by SIM - Mansfield Lab								
sec-Butylbenzene	ND	0.200	--	ND	1.10	--		1
p-Isopropyltoluene	ND	0.200	--	ND	1.10	--		1
1,2-Dichlorobenzene	ND	0.020	--	ND	0.120	--		1
n-Butylbenzene	ND	0.200	--	ND	1.10	--		1
1,2,4-Trichlorobenzene	ND	0.050	--	ND	0.371	--		1
Naphthalene	ND	0.050	--	ND	0.262	--		1
1,2,3-Trichlorobenzene	ND	0.050	--	ND	0.371	--		1
Hexachlorobutadiene	ND	0.050	--	ND	0.533	--		1

Internal Standard	% Recovery	Qualifier	Acceptance Criteria
1,4-difluorobenzene	101		60-140
bromochloromethane	110		60-140
chlorobenzene-d5	83		60-140



Project Name: 136 FULLER ROAD**Lab Number:** L2447915**Project Number:** 2222575.04**Report Date:** 08/29/24**Sample Receipt and Container Information**

Were project specific reporting limits specified?

YES

Cooler Information**Cooler** **Custody Seal**

NA Absent

Container Information**Container ID** **Container Type**

L2447915-01A Canister - 1L (Batch Certified)

Cooler	Initial pH	Final pH	Temp deg C	Pres	Seal	Frozen Date/Time	Analysis(*)
NA	NA			Y	Absent		TO15-LL(30)

Project Name: 136 FULLER ROAD
Project Number: 2222575.04

Lab Number: L2447915
Report Date: 08/29/24

GLOSSARY

Acronyms

DL	- Detection Limit: This value represents the level to which target analyte concentrations are reported as estimated values, when those target analyte concentrations are quantified below the limit of quantitation (LOQ). The DL includes any adjustments from dilutions, concentrations or moisture content, where applicable. (DoD report formats only.)
EDL	- Estimated Detection Limit: This value represents the level to which target analyte concentrations are reported as estimated values, when those target analyte concentrations are quantified below the reporting limit (RL). The EDL includes any adjustments from dilutions, concentrations or moisture content, where applicable. The use of EDLs is specific to the analysis of PAHs using Solid-Phase Microextraction (SPME).
EMPC	- Estimated Maximum Possible Concentration: The concentration that results from the signal present at the retention time of an analyte when the ions meet all of the identification criteria except the ion abundance ratio criteria. An EMPC is a worst-case estimate of the concentration.
EPA	- Environmental Protection Agency.
LCS	- Laboratory Control Sample: A sample matrix, free from the analytes of interest, spiked with verified known amounts of analytes or a material containing known and verified amounts of analytes.
LCSD	- Laboratory Control Sample Duplicate: Refer to LCS.
LFB	- Laboratory Fortified Blank: A sample matrix, free from the analytes of interest, spiked with verified known amounts of analytes or a material containing known and verified amounts of analytes.
LOD	- Limit of Detection: This value represents the level to which a target analyte can reliably be detected for a specific analyte in a specific matrix by a specific method. The LOD includes any adjustments from dilutions, concentrations or moisture content, where applicable. (DoD report formats only.)
LOQ	- Limit of Quantitation: The value at which an instrument can accurately measure an analyte at a specific concentration. The LOQ includes any adjustments from dilutions, concentrations or moisture content, where applicable. (DoD report formats only.) Limit of Quantitation: The value at which an instrument can accurately measure an analyte at a specific concentration. The LOQ includes any adjustments from dilutions, concentrations or moisture content, where applicable. (DoD report formats only.)
MDL	- Method Detection Limit: This value represents the level to which target analyte concentrations are reported as estimated values, when those target analyte concentrations are quantified below the reporting limit (RL). The MDL includes any adjustments from dilutions, concentrations or moisture content, where applicable.
MS	- Matrix Spike Sample: A sample prepared by adding a known mass of target analyte to a specified amount of matrix sample for which an independent estimate of target analyte concentration is available. For Method 332.0, the spike recovery is calculated using the native concentration, including estimated values.
MSD	- Matrix Spike Sample Duplicate: Refer to MS.
NA	- Not Applicable.
NC	- Not Calculated: Term is utilized when one or more of the results utilized in the calculation are non-detect at the parameter's reporting unit.
NDPA/DPA	- N-Nitrosodiphenylamine/Diphenylamine.
NI	- Not Ignitable.
NP	- Non-Plastic: Term is utilized for the analysis of Atterberg Limits in soil.
NR	- No Results: Term is utilized when 'No Target Compounds Requested' is reported for the analysis of Volatile or Semivolatile Organic TIC only requests.
RL	- Reporting Limit: The value at which an instrument can accurately measure an analyte at a specific concentration. The RL includes any adjustments from dilutions, concentrations or moisture content, where applicable.
RPD	- Relative Percent Difference: The results from matrix and/or matrix spike duplicates are primarily designed to assess the precision of analytical results in a given matrix and are expressed as relative percent difference (RPD). Values which are less than five times the reporting limit for any individual parameter are evaluated by utilizing the absolute difference between the values; although the RPD value will be provided in the report.
SRM	- Standard Reference Material: A reference sample of a known or certified value that is of the same or similar matrix as the associated field samples.
STLP	- Semi-dynamic Tank Leaching Procedure per EPA Method 1315.
TEF	- Toxic Equivalency Factors: The values assigned to each dioxin and furan to evaluate their toxicity relative to 2,3,7,8-TCDD.
TEQ	- Toxic Equivalent: The measure of a sample's toxicity derived by multiplying each dioxin and furan by its corresponding TEF and then summing the resulting values.
TIC	- Tentatively Identified Compound: A compound that has been identified to be present and is not part of the target compound list (TCL) for the method and/or program. All TICs are qualitatively identified and reported as estimated concentrations.

Report Format: Data Usability Report



Project Name: 136 FULLER ROAD
Project Number: 2222575.04

Lab Number: L2447915
Report Date: 08/29/24

Footnotes

- 1 - The reference for this analyte should be considered modified since this analyte is absent from the target analyte list of the original method.

Terms

Analytical Method: Both the document from which the method originates and the analytical reference method. (Example: EPA 8260B is shown as 1,8260B.) The codes for the reference method documents are provided in the References section of the Addendum.

Chlordane: The target compound Chlordane (CAS No. 57-74-9) is reported for GC ECD analyses. Per EPA, this compound "refers to a mixture of chlordane isomers, other chlorinated hydrocarbons and numerous other components." (Reference: USEPA Toxicological Review of Chlordane, In Support of Summary Information on the Integrated Risk Information System (IRIS), December 1997.)

Difference: With respect to Total Oxidizable Precursor (TOP) Assay analysis, the difference is defined as the Post-Treatment value minus the Pre-Treatment value.

Final pH: As it pertains to Sample Receipt & Container Information section of the report, Final pH reflects pH of container determined after adjustment at the laboratory, if applicable. If no adjustment required, value reflects Initial pH.

Frozen Date/Time: With respect to Volatile Organics in soil, Frozen Date/Time reflects the date/time at which associated Reagent Water-preserved vials were initially frozen. Note: If frozen date/time is beyond 48 hours from sample collection, value will be reflected in 'bold'.

Gasoline Range Organics (GRO): Gasoline Range Organics (GRO) results include all chromatographic peaks eluting from Methyl tert butyl ether through Naphthalene, with the exception of GRO analysis in support of State of Ohio programs, which includes all chromatographic peaks eluting from Hexane through Dodecane.

Initial pH: As it pertains to Sample Receipt & Container Information section of the report, Initial pH reflects pH of container determined upon receipt, if applicable.

PAH Total: With respect to Alkylated PAH analyses, the 'PAHs, Total' result is defined as the summation of results for all or a subset of the following compounds: Naphthalene, C1-C4 Naphthalenes, 2-Methylnaphthalene, 1-Methylnaphthalene, Biphenyl, Acenaphthylene, Acenaphthene, Fluorene, C1-C3 Fluorenes, Phenanthrene, C1-C4 Phenanthrenes/Anthracenes, Anthracene, Fluoranthene, Pyrene, C1-C4 Fluoranthenes/Pyrenes, Benz(a)anthracene, Chrysene, C1-C4 Chrysenes, Benzo(b)fluoranthene, Benzo(j)+(k)fluoranthene, Benzo(e)pyrene, Benzo(a)pyrene, Perylene, Indeno(1,2,3-cd)pyrene, Dibenz(ah)+(ac)anthracene, Benzo(g,h,i)perylene. If a 'Total' result is requested, the results of its individual components will also be reported.

PFAS Total: With respect to PFAS analyses, the 'PFAS, Total (5)' result is defined as the summation of results for: PFHpA, PFHxS, PFOA, PFNA and PFOS. In addition, the 'PFAS, Total (6)' result is defined as the summation of results for: PFHpA, PFHxS, PFOA, PFNA, PFDA and PFOS. For MassDEP DW compliance analysis only, the 'PFAS, Total (6)' result is defined as the summation of results at or above the RL. Note: If a 'Total' result is requested, the results of its individual components will also be reported.

Total: With respect to Organic analyses, a 'Total' result is defined as the summation of results for individual isomers or Aroclors. If a 'Total' result is requested, the results of its individual components will also be reported. This is applicable to 'Total' results for methods 8260, 8081 and 8082.

Data Qualifiers

- A** - Spectra identified as "Aldol Condensates" are byproducts of the extraction/concentration procedures when acetone is introduced in the process.
- B** - The analyte was detected above the reporting limit in the associated method blank. Flag only applies to associated field samples that have detectable concentrations of the analyte at less than ten times (10x) the concentration found in the blank. For MCP-related projects, flag only applies to associated field samples that have detectable concentrations of the analyte at less than ten times (10x) the concentration found in the blank. For DOD-related projects, flag only applies to associated field samples that have detectable concentrations of the analyte at less than ten times (10x) the concentration found in the blank AND the analyte was detected above one-half the reporting limit (or above the reporting limit for common lab contaminants) in the associated method blank. For NJ-Air-related projects, flag only applies to associated field samples that have detectable concentrations of the analyte above the reporting limit. For NJ-related projects (excluding Air), flag only applies to associated field samples that have detectable concentrations of the analyte, which was detected above the reporting limit in the associated method blank or above five times the reporting limit for common lab contaminants (Phthalates, Acetone, Methylene Chloride, 2-Butanone).
- C** - Co-elution: The target analyte co-elutes with a known lab standard (i.e. surrogate, internal standards, etc.) for co-extracted analyses.
- D** - Concentration of analyte was quantified from diluted analysis. Flag only applies to field samples that have detectable concentrations of the analyte.
- E** - Concentration of analyte exceeds the range of the calibration curve and/or linear range of the instrument.
- F** - The ratio of quantifier ion response to qualifier ion response falls outside of the laboratory criteria. Results are considered to be an estimated maximum concentration.
- G** - The concentration may be biased high due to matrix interferences (i.e. co-elution) with non-target compound(s). The result should be considered estimated.
- H** - The analysis of pH was performed beyond the regulatory-required holding time of 15 minutes from the time of sample collection.
- I** - The lower value for the two columns has been reported due to obvious interference.
- J** - Estimated value. This represents an estimated concentration for Tentatively Identified Compounds (TICs).
- M** - Reporting Limit (RL) exceeds the MCP CAM Reporting Limit for this analyte.

Report Format: Data Usability Report



Project Name: 136 FULLER ROAD
Project Number: 2222575.04

Lab Number: L2447915
Report Date: 08/29/24

Data Qualifiers

- ND** - Not detected at the reporting limit (RL) for the sample.
- NJ** - Presumptive evidence of compound. This represents an estimated concentration for Tentatively Identified Compounds (TICs), where the identification is based on a mass spectral library search.
- P** - The RPD between the results for the two columns exceeds the method-specified criteria.
- Q** - The quality control sample exceeds the associated acceptance criteria. For DOD-related projects, LCS and/or Continuing Calibration Standard exceedences are also qualified on all associated sample results. Note: This flag is not applicable for matrix spike recoveries when the sample concentration is greater than 4x the spike added or for batch duplicate RPD when the sample concentrations are less than 5x the RL. (Metals only.)
- R** - Analytical results are from sample re-analysis.
- RE** - Analytical results are from sample re-extraction.
- S** - Analytical results are from modified screening analysis.
- V** - The surrogate associated with this target analyte has a recovery outside the QC acceptance limits. (Applicable to MassDEP DW Compliance samples only.)
- Z** - The batch matrix spike and/or duplicate associated with this target analyte has a recovery/RPD outside the QC acceptance limits. (Applicable to MassDEP DW Compliance samples only.)

Project Name: 136 FULLER ROAD
Project Number: 2222575.04

Lab Number: L2447915
Report Date: 08/29/24

REFERENCES

- 48 Compendium of Methods for the Determination of Toxic Organic Compounds in Ambient Air. Second Edition. EPA/625/R-96/010b, January 1999.

LIMITATION OF LIABILITIES

Alpha Analytical performs services with reasonable care and diligence normal to the analytical testing laboratory industry. In the event of an error, the sole and exclusive responsibility of Alpha Analytical shall be to re-perform the work at it's own expense. In no event shall Alpha Analytical be held liable for any incidental, consequential or special damages, including but not limited to, damages in any way connected with the use of, interpretation of, information or analysis provided by Alpha Analytical.

We strongly urge our clients to comply with EPA protocol regarding sample volume, preservation, cooling, containers, sampling procedures, holding time and splitting of samples in the field.



Certification Information

The following analytes are not included in our Primary NELAP Scope of Accreditation:

Westborough Facility

EPA 624.1: m/p-xylene, o-xylene, Naphthalene

EPA 625.1: alpha-Terpineol

EPA 8260D: NPW: 1,2,4,5-Tetramethylbenzene; 4-Ethyltoluene; SCM: Iodomethane (methyl iodide), 1,2,4,5-Tetramethylbenzene; 4-Ethyltoluene.

EPA 8270E: NPW: Dimethylnaphthalene,1,4-Diphenylhydrazine, alpha-Terpineol, Azobenzene; SCM: Dimethylnaphthalene,1,4-Diphenylhydrazine.

SM4500: NPW: Amenable Cyanide; SCM: Total Phosphorus, TKN, NO₂, NO₃.

Mansfield Facility

SM 2540D: TSS.

EPA TO-15: Halothane, 2,4,4-Trimethyl-2-pentene, 2,4,4-Trimethyl-1-pentene, Thiophene, 2-Methylthiophene,

3-Methylthiophene, 2-Ethylthiophene, 1,2,3-Trimethylbenzene, Indan, Indene, 1,2,4,5-Tetramethylbenzene, Benzothiophene, 1-Methylnaphthalene.

Nonpotable Water: EPA RSK-175 Dissolved Gases

Biological Tissue Matrix: EPA 3050B

The following analytes are included in our Massachusetts DEP Scope of Accreditation

Westborough Facility:

Drinking Water

EPA 300.0: Chloride, Nitrate-N, Fluoride, Sulfate; **EPA 353.2:** Nitrate-N, Nitrite-N; **SM4500NO3-F:** Nitrate-N, Nitrite-N; **SM4500F-C, SM4500CN-CE,**

EPA 180.1, SM2130B, SM4500Cl-D, SM2320B, SM2540C, SM4500H-B, SM4500NO2-B

EPA 524.2: THMs and VOCs; **EPA 504.1:** EDB, DBCP.

Microbiology: SM9215B; SM9223-P/A, SM9223B-Colilert-QT, SM9222D.

Non-Potable Water

SM4500H,B, EPA 120.1, SM2510B, SM2540C, SM2320B, SM4500CL-E, SM4500F-BC, SM4500NH3-BH: Ammonia-N and Kjeldahl-N, **EPA 350.1:**

Ammonia-N, **LACHAT 10-107-06-1-B:** Ammonia-N, **EPA 351.1, SM4500NO3-F, EPA 353.2:** Nitrate-N, **SM4500P-E, SM4500P-B, E, SM4500SO4-E,**

SM5220D, EPA 410.4, SM5210B, SM5310C, SM4500CL-D, EPA 1664, EPA 420.1, SM4500-CN-CE, SM2540D, EPA 300: Chloride, Sulfate, Nitrate.

EPA 624.1: Volatile Halocarbons & Aromatics,

EPA 608.3: Chlordane, Toxaphene, Aldrin, alpha-BHC, beta-BHC, gamma-BHC, delta-BHC, Dieldrin, DDD, DDE, DDT, Endosulfan I, Endosulfan II,

Endosulfan sulfate, Endrin, Endrin Aldehyde, Heptachlor, Heptachlor Epoxide, PCBs

EPA 625.1: SVOC (Acid/Base/Neutral Extractables).

Microbiology: SM9223B-Colilert-QT; Enterolert-QT, EPA 1600, EPA 1603, SM9222D.

Mansfield Facility:

Drinking Water

EPA 200.7: Al, Ba, Cd, Cr, Cu, Fe, Mn, Ni, Na, Ag, Ca, Zn. **EPA 200.8:** Al, Sb, As, Ba, Be, Cd, Cr, Cu, Pb, Mn, Ni, Se, Ag, TL, Zn. **EPA 245.1** Hg.

EPA 522, EPA 537.1.

Non-Potable Water

EPA 200.7: Al, Sb, As, Be, Cd, Ca, Cr, Co, Cu, Fe, Pb, Mg, Mn, Mo, Ni, K, Se, Ag, Na, Sr, TL, Ti, V, Zn.

EPA 200.8: Al, Sb, As, Be, Cd, Cr, Cu, Fe, Pb, Mn, Ni, K, Se, Ag, Na, TL, Zn.

EPA 245.1 Hg.

SM2340B

For a complete listing of analytes and methods, please contact your Alpha Project Manager.

AIR ANALYSIS

PAGE 1 OF 1



CHAIN OF CUSTODY

320 Forbes Blvd, Mansfield, MA 02048
TEL: 508-822-9300 FAX: 508-822-3288

Client Information

Client: Labella Associates
Address: 4 British American Blvd.
Latham, NY 12110
Phone:
Fax:
Email: bfields@labella.com
 These samples have been previously analyzed by Alpha

Project Information

Project Name: 136 Fuller Road
Project Location: Albany, NY
Project #: 2222575.04
Project Manager: Bransen Fields
ALPHA Quote #:

Turn-Around Time

Standard RUSH (only confirmed if pre-approved)
Date Due: _____ Time: _____

Report Information - Data Deliverables

FAX
 ADEx
Criteria Checker: _____
(Default based on Regulatory Criteria Indicated)
Other Formats:
 EMAIL (standard pdf report)
 Additional Deliverables:
Report to: (if different than Project Manager)

Billing Information

Same as Client info PO #: _____
2222575.04

Regulatory Requirements/Report Limits

State/Fed	Program	Res / Comm

Other Project Specific Requirements/Comments: Invoice to APPKce labella.com
Project-Specific Target Compound List:

All Columns Below Must Be Filled Out

ALPHA Lab ID (Lab Use Only)	Sample ID	COLLECTION					Sample Matrix*	Sampler's Initials	Can Size	ID Can	ID - Flow Controller	TO-15 TO-15 SIM APH <small>Subtract Non-petroleum HCs</small> Fixed Gases Sulfides & Mercaptans by TO-15	Sample Comments (i.e. PID)
		End Date	Start Time	End Time	Initial Vacuum	Final Vacuum							
<u>47915 -01</u>	<u>Effluent - AUG 24</u>	<u>8/21/24</u>	<u>15:24</u>	<u>15:25</u>	<u>28.9</u>	<u>Ø</u>	<u>SV</u>	<u>BF</u>		<u>4109</u>	<u>0059</u>	<u>X</u>	<u>PID = 39.1</u>

*SAMPLE MATRIX CODES
AA = Ambient Air (Indoor/Outdoor)
SV = Soil Vapor/Landfill Gas/SVE
Other = Please Specify

Container Type 55

Please print clearly, legibly and completely. Samples can not be logged in and turnaround time clock will not start until any ambiguities are resolved. All samples submitted are subject to Alpha's Terms and Conditions. See reverse side.

Relinquished By: Bransen Fields - Labella Date/Time: 8/21/24 @ 1625
PACE 8/21/24 1630
8/22 2000

Received By: PACE Date/Time: 8/21/24 1625
8/22 2200
8/22 2000
8/22/24 500

F Mendez AAC 8/22/24 0500

w/ F Mendez AAC 8/22/24 0725



ANALYTICAL REPORT

Lab Number:	L2456001
Client:	LaBella Associates, P.C. 4 British American Boulevard Latham, NY 12110
ATTN:	Branson Fields
Phone:	(518) 266-7355
Project Name:	136 FULLER RD
Project Number:	2222575.04
Report Date:	10/04/24

The original project report/data package is held by Alpha Analytical. This report/data package is paginated and should be reproduced only in its entirety. Alpha Analytical holds no responsibility for results and/or data that are not consistent with the original.

Certifications & Approvals: MA (M-MA086), NH NELAP (2064), CT (PH-0826), IL (200077), IN (C-MA-03), KY (KY98045), ME (MA00086), MD (348), NJ (MA935), NY (11148), NC (25700/666), OR (MA-1316), PA (68-03671), RI (LAO00065), TX (T104704476), VT (VT-0935), VA (460195), USDA (Permit #525-23-122-91930A1).

Eight Walkup Drive, Westborough, MA 01581-1019
508-898-9220 (Fax) 508-898-9193 800-624-9220 - www.alphalab.com



Project Name: 136 FULLER RD
Project Number: 2222575.04

Lab Number: L2456001
Report Date: 10/04/24

Alpha Sample ID	Client ID	Matrix	Sample Location	Collection Date/Time	Receive Date
L2456001-01	INFLUENT-SEP24	WATER	ALBANY, NY	09/27/24 11:45	09/27/24
L2456001-02	EFFLUENT-SEP24	WATER	ALBANY, NY	09/27/24 12:00	09/27/24

Project Name: 136 FULLER RD
Project Number: 2222575.04

Lab Number: L2456001
Report Date: 10/04/24

Case Narrative

The samples were received in accordance with the Chain of Custody and no significant deviations were encountered during the preparation or analysis unless otherwise noted. Sample Receipt, Container Information, and the Chain of Custody are located at the back of the report.

Results contained within this report relate only to the samples submitted under this Alpha Lab Number and meet NELAP requirements for all NELAP accredited parameters unless otherwise noted in the following narrative. The data presented in this report is organized by parameter (i.e. VOC, SVOC, etc.). Sample specific Quality Control data (i.e. Surrogate Spike Recovery) is reported at the end of the target analyte list for each individual sample, followed by the Laboratory Batch Quality Control at the end of each parameter. Tentatively Identified Compounds (TICs), if requested, are reported for compounds identified to be present and are not part of the method/program Target Compound List, even if only a subset of the TCL are being reported. If a sample was re-analyzed or re-extracted due to a required quality control corrective action and if both sets of data are reported, the Laboratory ID of the re-analysis or re-extraction is designated with an "R" or "RE", respectively.

When multiple Batch Quality Control elements are reported (e.g. more than one LCS), the associated samples for each element are noted in the grey shaded header line of each data table. Any Laboratory Batch, Sample Specific % recovery or RPD value that is outside the listed Acceptance Criteria is bolded in the report. In reference to questions H (CAM) or 4 (RCP) when "NO" is checked, the performance criteria for CAM and RCP methods allow for some quality control failures to occur and still be within method compliance. In these instances, the specific failure is not narrated but noted in the associated QC Outlier Summary Report, located directly after the Case Narrative. QC information is also incorporated in the Data Usability Assessment table (Format 11) of our Data Merger tool, where it can be reviewed in conjunction with the sample result, associated regulatory criteria and any associated data usability implications.

Soil/sediments and solids are reported on a dry weight basis unless otherwise noted. Tissues are reported "as received" or on a wet weight basis, unless otherwise noted. Definitions of all data qualifiers and acronyms used in this report are provided in the Glossary located at the back of the report.

HOLD POLICY - For samples submitted on hold, Alpha's policy is to hold samples (with the exception of Air canisters) free of charge for 21 calendar days from the date the project is completed. After 21 calendar days, we will dispose of all samples submitted including those put on hold unless you have contacted your Alpha Project Manager and made arrangements for Alpha to continue to hold the samples. Air canisters will be disposed after 3 business days from the date the project is completed.

Please contact Project Management at 800-624-9220 with any questions.

Project Name: 136 FULLER RD
Project Number: 2222575.04

Lab Number: L2456001
Report Date: 10/04/24

Case Narrative (continued)

Report Submission

All non-detect (ND) or estimated concentrations (J-qualified) have been quantitated to the limit noted in the MDL column.

I, the undersigned, attest under the pains and penalties of perjury that, to the best of my knowledge and belief and based upon my personal inquiry of those responsible for providing the information contained in this analytical report, such information is accurate and complete. This certificate of analysis is not complete unless this page accompanies any and all pages of this report.

Authorized Signature:  Kelly O'Neill

Title: Technical Director/Representative

Date: 10/04/24

ORGANICS

VOLATILES

Project Name: 136 FULLER RD
Project Number: 2222575.04

Lab Number: L2456001
Report Date: 10/04/24

SAMPLE RESULTS

Lab ID: L2456001-01
 Client ID: INFLUENT-SEP24
 Sample Location: ALBANY, NY

Date Collected: 09/27/24 11:45
 Date Received: 09/27/24
 Field Prep: Not Specified

Sample Depth:

Matrix: Water
 Analytical Method: 1,8260D
 Analytical Date: 10/03/24 17:18
 Analyst: MAG

Parameter	Result	Qualifier	Units	RL	MDL	Dilution Factor
Volatile Organics by GC/MS - Westborough Lab						
Methylene chloride	ND		ug/l	2.5	0.70	1
1,1-Dichloroethane	0.99	J	ug/l	2.5	0.70	1
Chloroform	ND		ug/l	2.5	0.70	1
Carbon tetrachloride	ND		ug/l	0.50	0.13	1
1,2-Dichloropropane	ND		ug/l	1.0	0.14	1
Dibromochloromethane	ND		ug/l	0.50	0.15	1
1,1,2-Trichloroethane	ND		ug/l	1.5	0.50	1
Tetrachloroethene	10		ug/l	0.50	0.18	1
Chlorobenzene	ND		ug/l	2.5	0.70	1
Trichlorofluoromethane	ND		ug/l	2.5	0.70	1
1,2-Dichloroethane	ND		ug/l	0.50	0.13	1
1,1,1-Trichloroethane	0.73	J	ug/l	2.5	0.70	1
Bromodichloromethane	ND		ug/l	0.50	0.19	1
trans-1,3-Dichloropropene	ND		ug/l	0.50	0.16	1
cis-1,3-Dichloropropene	ND		ug/l	0.50	0.14	1
Bromoform	ND		ug/l	2.0	0.65	1
1,1,2,2-Tetrachloroethane	ND		ug/l	0.50	0.17	1
Benzene	ND		ug/l	0.50	0.16	1
Toluene	ND		ug/l	2.5	0.70	1
Ethylbenzene	ND		ug/l	2.5	0.70	1
Chloromethane	ND		ug/l	2.5	0.70	1
Bromomethane	ND		ug/l	2.5	0.70	1
Vinyl chloride	ND		ug/l	1.0	0.07	1
Chloroethane	ND		ug/l	2.5	0.70	1
1,1-Dichloroethene	ND		ug/l	0.50	0.17	1
trans-1,2-Dichloroethene	ND		ug/l	2.5	0.70	1
Trichloroethene	1.5		ug/l	0.50	0.18	1
1,2-Dichlorobenzene	ND		ug/l	2.5	0.70	1

Project Name: 136 FULLER RD
Project Number: 2222575.04

Lab Number: L2456001
Report Date: 10/04/24

SAMPLE RESULTS

Lab ID: L2456001-01
Client ID: INFLUENT-SEP24
Sample Location: ALBANY, NY

Date Collected: 09/27/24 11:45
Date Received: 09/27/24
Field Prep: Not Specified

Sample Depth:

Parameter	Result	Qualifier	Units	RL	MDL	Dilution Factor
Volatile Organics by GC/MS - Westborough Lab						
1,3-Dichlorobenzene	ND		ug/l	2.5	0.70	1
1,4-Dichlorobenzene	ND		ug/l	2.5	0.70	1
Methyl tert butyl ether	ND		ug/l	2.5	0.17	1
p/m-Xylene	ND		ug/l	2.5	0.70	1
o-Xylene	ND		ug/l	2.5	0.70	1
cis-1,2-Dichloroethene	15		ug/l	2.5	0.70	1
Styrene	ND		ug/l	2.5	0.70	1
Dichlorodifluoromethane	ND		ug/l	5.0	1.0	1
Acetone	ND		ug/l	5.0	1.5	1
Carbon disulfide	ND		ug/l	5.0	1.0	1
2-Butanone	ND		ug/l	5.0	1.9	1
4-Methyl-2-pentanone	ND		ug/l	5.0	1.0	1
2-Hexanone	ND		ug/l	5.0	1.0	1
Bromochloromethane	ND		ug/l	2.5	0.70	1
1,2-Dibromoethane	ND		ug/l	2.0	0.65	1
1,2-Dibromo-3-chloropropane	ND		ug/l	2.5	0.70	1
Isopropylbenzene	ND		ug/l	2.5	0.70	1
1,2,3-Trichlorobenzene	ND		ug/l	2.5	0.70	1
1,2,4-Trichlorobenzene	ND		ug/l	2.5	0.70	1
Methyl Acetate	ND		ug/l	2.0	0.23	1
Cyclohexane	ND		ug/l	10	0.27	1
1,4-Dioxane	ND		ug/l	250	61.	1
Freon-113	ND		ug/l	2.5	0.70	1
Methyl cyclohexane	ND		ug/l	10	0.40	1

Surrogate	% Recovery	Qualifier	Acceptance Criteria
1,2-Dichloroethane-d4	90		70-130
Toluene-d8	105		70-130
4-Bromofluorobenzene	104		70-130
Dibromofluoromethane	100		70-130

Project Name: 136 FULLER RD
Project Number: 2222575.04

Lab Number: L2456001
Report Date: 10/04/24

SAMPLE RESULTS

Lab ID: L2456001-02
 Client ID: EFFLUENT-SEP24
 Sample Location: ALBANY, NY

Date Collected: 09/27/24 12:00
 Date Received: 09/27/24
 Field Prep: Not Specified

Sample Depth:

Matrix: Water
 Analytical Method: 1,8260D
 Analytical Date: 10/03/24 17:44
 Analyst: MAG

Parameter	Result	Qualifier	Units	RL	MDL	Dilution Factor
Volatile Organics by GC/MS - Westborough Lab						
Methylene chloride	ND		ug/l	2.5	0.70	1
1,1-Dichloroethane	ND		ug/l	2.5	0.70	1
Chloroform	ND		ug/l	2.5	0.70	1
Carbon tetrachloride	ND		ug/l	0.50	0.13	1
1,2-Dichloropropane	ND		ug/l	1.0	0.14	1
Dibromochloromethane	ND		ug/l	0.50	0.15	1
1,1,2-Trichloroethane	ND		ug/l	1.5	0.50	1
Tetrachloroethene	0.23	J	ug/l	0.50	0.18	1
Chlorobenzene	ND		ug/l	2.5	0.70	1
Trichlorofluoromethane	ND		ug/l	2.5	0.70	1
1,2-Dichloroethane	ND		ug/l	0.50	0.13	1
1,1,1-Trichloroethane	ND		ug/l	2.5	0.70	1
Bromodichloromethane	ND		ug/l	0.50	0.19	1
trans-1,3-Dichloropropene	ND		ug/l	0.50	0.16	1
cis-1,3-Dichloropropene	ND		ug/l	0.50	0.14	1
Bromoform	ND		ug/l	2.0	0.65	1
1,1,2,2-Tetrachloroethane	ND		ug/l	0.50	0.17	1
Benzene	ND		ug/l	0.50	0.16	1
Toluene	ND		ug/l	2.5	0.70	1
Ethylbenzene	ND		ug/l	2.5	0.70	1
Chloromethane	ND		ug/l	2.5	0.70	1
Bromomethane	ND		ug/l	2.5	0.70	1
Vinyl chloride	ND		ug/l	1.0	0.07	1
Chloroethane	ND		ug/l	2.5	0.70	1
1,1-Dichloroethene	ND		ug/l	0.50	0.17	1
trans-1,2-Dichloroethene	ND		ug/l	2.5	0.70	1
Trichloroethene	ND		ug/l	0.50	0.18	1
1,2-Dichlorobenzene	ND		ug/l	2.5	0.70	1

Project Name: 136 FULLER RD

Lab Number: L2456001

Project Number: 2222575.04

Report Date: 10/04/24

SAMPLE RESULTS

Lab ID: L2456001-02
 Client ID: EFFLUENT-SEP24
 Sample Location: ALBANY, NY

Date Collected: 09/27/24 12:00
 Date Received: 09/27/24
 Field Prep: Not Specified

Sample Depth:

Parameter	Result	Qualifier	Units	RL	MDL	Dilution Factor
Volatile Organics by GC/MS - Westborough Lab						
1,3-Dichlorobenzene	ND		ug/l	2.5	0.70	1
1,4-Dichlorobenzene	ND		ug/l	2.5	0.70	1
Methyl tert butyl ether	ND		ug/l	2.5	0.17	1
p/m-Xylene	ND		ug/l	2.5	0.70	1
o-Xylene	ND		ug/l	2.5	0.70	1
cis-1,2-Dichloroethene	ND		ug/l	2.5	0.70	1
Styrene	ND		ug/l	2.5	0.70	1
Dichlorodifluoromethane	ND		ug/l	5.0	1.0	1
Acetone	ND		ug/l	5.0	1.5	1
Carbon disulfide	ND		ug/l	5.0	1.0	1
2-Butanone	ND		ug/l	5.0	1.9	1
4-Methyl-2-pentanone	ND		ug/l	5.0	1.0	1
2-Hexanone	ND		ug/l	5.0	1.0	1
Bromochloromethane	ND		ug/l	2.5	0.70	1
1,2-Dibromoethane	ND		ug/l	2.0	0.65	1
1,2-Dibromo-3-chloropropane	ND		ug/l	2.5	0.70	1
Isopropylbenzene	ND		ug/l	2.5	0.70	1
1,2,3-Trichlorobenzene	ND		ug/l	2.5	0.70	1
1,2,4-Trichlorobenzene	ND		ug/l	2.5	0.70	1
Methyl Acetate	ND		ug/l	2.0	0.23	1
Cyclohexane	ND		ug/l	10	0.27	1
1,4-Dioxane	ND		ug/l	250	61.	1
Freon-113	ND		ug/l	2.5	0.70	1
Methyl cyclohexane	ND		ug/l	10	0.40	1

Surrogate	% Recovery	Qualifier	Acceptance Criteria
1,2-Dichloroethane-d4	90		70-130
Toluene-d8	105		70-130
4-Bromofluorobenzene	103		70-130
Dibromofluoromethane	100		70-130

Project Name: 136 FULLER RD
Project Number: 2222575.04

Lab Number: L2456001
Report Date: 10/04/24

Method Blank Analysis
Batch Quality Control

Analytical Method: 1,8260D
Analytical Date: 10/03/24 08:38
Analyst: PID

Parameter	Result	Qualifier	Units	RL	MDL
Volatile Organics by GC/MS - Westborough Lab for sample(s): 01-02 Batch: WG1980037-5					
Methylene chloride	ND		ug/l	2.5	0.70
1,1-Dichloroethane	ND		ug/l	2.5	0.70
Chloroform	ND		ug/l	2.5	0.70
Carbon tetrachloride	ND		ug/l	0.50	0.13
1,2-Dichloropropane	ND		ug/l	1.0	0.14
Dibromochloromethane	ND		ug/l	0.50	0.15
1,1,2-Trichloroethane	ND		ug/l	1.5	0.50
Tetrachloroethene	ND		ug/l	0.50	0.18
Chlorobenzene	ND		ug/l	2.5	0.70
Trichlorofluoromethane	ND		ug/l	2.5	0.70
1,2-Dichloroethane	ND		ug/l	0.50	0.13
1,1,1-Trichloroethane	ND		ug/l	2.5	0.70
Bromodichloromethane	ND		ug/l	0.50	0.19
trans-1,3-Dichloropropene	ND		ug/l	0.50	0.16
cis-1,3-Dichloropropene	ND		ug/l	0.50	0.14
Bromoform	ND		ug/l	2.0	0.65
1,1,2,2-Tetrachloroethane	ND		ug/l	0.50	0.17
Benzene	ND		ug/l	0.50	0.16
Toluene	ND		ug/l	2.5	0.70
Ethylbenzene	ND		ug/l	2.5	0.70
Chloromethane	ND		ug/l	2.5	0.70
Bromomethane	ND		ug/l	2.5	0.70
Vinyl chloride	ND		ug/l	1.0	0.07
Chloroethane	ND		ug/l	2.5	0.70
1,1-Dichloroethene	ND		ug/l	0.50	0.17
trans-1,2-Dichloroethene	ND		ug/l	2.5	0.70
Trichloroethene	ND		ug/l	0.50	0.18
1,2-Dichlorobenzene	ND		ug/l	2.5	0.70
1,3-Dichlorobenzene	ND		ug/l	2.5	0.70

Project Name: 136 FULLER RD
Project Number: 2222575.04

Lab Number: L2456001
Report Date: 10/04/24

Method Blank Analysis
Batch Quality Control

Analytical Method: 1,8260D
Analytical Date: 10/03/24 08:38
Analyst: PID

Parameter	Result	Qualifier	Units	RL	MDL
Volatile Organics by GC/MS - Westborough Lab for sample(s): 01-02 Batch: WG1980037-5					
1,4-Dichlorobenzene	ND		ug/l	2.5	0.70
Methyl tert butyl ether	ND		ug/l	2.5	0.17
p/m-Xylene	ND		ug/l	2.5	0.70
o-Xylene	ND		ug/l	2.5	0.70
cis-1,2-Dichloroethene	ND		ug/l	2.5	0.70
Styrene	ND		ug/l	2.5	0.70
Dichlorodifluoromethane	ND		ug/l	5.0	1.0
Acetone	ND		ug/l	5.0	1.5
Carbon disulfide	ND		ug/l	5.0	1.0
2-Butanone	ND		ug/l	5.0	1.9
4-Methyl-2-pentanone	ND		ug/l	5.0	1.0
2-Hexanone	ND		ug/l	5.0	1.0
Bromochloromethane	ND		ug/l	2.5	0.70
1,2-Dibromoethane	ND		ug/l	2.0	0.65
1,2-Dibromo-3-chloropropane	ND		ug/l	2.5	0.70
Isopropylbenzene	ND		ug/l	2.5	0.70
1,2,3-Trichlorobenzene	ND		ug/l	2.5	0.70
1,2,4-Trichlorobenzene	ND		ug/l	2.5	0.70
Methyl Acetate	ND		ug/l	2.0	0.23
Cyclohexane	ND		ug/l	10	0.27
1,4-Dioxane	ND		ug/l	250	61.
Freon-113	ND		ug/l	2.5	0.70
Methyl cyclohexane	ND		ug/l	10	0.40

Project Name: 136 FULLER RD
Project Number: 2222575.04

Lab Number: L2456001
Report Date: 10/04/24

Method Blank Analysis
Batch Quality Control

Analytical Method: 1,8260D
Analytical Date: 10/03/24 08:38
Analyst: PID

Parameter	Result	Qualifier	Units	RL	MDL
Volatile Organics by GC/MS - Westborough Lab for sample(s): 01-02 Batch: WG1980037-5					

Surrogate	%Recovery	Qualifier	Acceptance Criteria
1,2-Dichloroethane-d4	94		70-130
Toluene-d8	104		70-130
4-Bromofluorobenzene	104		70-130
Dibromofluoromethane	103		70-130

Lab Control Sample Analysis

Batch Quality Control

Project Name: 136 FULLER RD
Project Number: 222575.04

Lab Number: L2456001
Report Date: 10/04/24

Parameter	LCS %Recovery	Qual	LCSD %Recovery	Qual	%Recovery Limits	RPD	Qual	RPD Limits
Volatile Organics by GC/MS - Westborough Lab Associated sample(s): 01-02 Batch: WG1980037-3 WG1980037-4								
Methylene chloride	92		92		70-130	0		20
1,1-Dichloroethane	100		100		70-130	0		20
Chloroform	89		90		70-130	1		20
Carbon tetrachloride	89		88		63-132	1		20
1,2-Dichloropropane	99		99		70-130	0		20
Dibromochloromethane	92		93		63-130	1		20
1,1,2-Trichloroethane	92		94		70-130	2		20
Tetrachloroethene	100		100		70-130	0		20
Chlorobenzene	91		92		75-130	1		20
Trichlorofluoromethane	39	Q	39	Q	62-150	0		20
1,2-Dichloroethane	93		93		70-130	0		20
1,1,1-Trichloroethane	88		87		67-130	1		20
Bromodichloromethane	87		87		67-130	0		20
trans-1,3-Dichloropropene	91		93		70-130	2		20
cis-1,3-Dichloropropene	90		90		70-130	0		20
Bromoform	82		82		54-136	0		20
1,1,2,2-Tetrachloroethane	88		87		67-130	1		20
Benzene	91		91		70-130	0		20
Toluene	90		92		70-130	2		20
Ethylbenzene	88		89		70-130	1		20
Chloromethane	94		91		64-130	3		20
Bromomethane	18	Q	22	Q	39-139	20		20
Vinyl chloride	82		81		55-140	1		20

Lab Control Sample Analysis

Batch Quality Control

Project Name: 136 FULLER RD
Project Number: 222575.04

Lab Number: L2456001
Report Date: 10/04/24

Parameter	LCS %Recovery	Qual	LCSD %Recovery	Qual	%Recovery Limits	RPD	Qual	RPD Limits
Volatile Organics by GC/MS - Westborough Lab Associated sample(s): 01-02 Batch: WG1980037-3 WG1980037-4								
Chloroethane	50	Q	48	Q	55-138	4		20
1,1-Dichloroethene	83		82		61-145	1		20
trans-1,2-Dichloroethene	96		95		70-130	1		20
Trichloroethene	89		89		70-130	0		20
1,2-Dichlorobenzene	88		89		70-130	1		20
1,3-Dichlorobenzene	87		88		70-130	1		20
1,4-Dichlorobenzene	86		88		70-130	2		20
Methyl tert butyl ether	86		86		63-130	0		20
p/m-Xylene	85		85		70-130	0		20
o-Xylene	85		85		70-130	0		20
cis-1,2-Dichloroethene	93		92		70-130	1		20
Styrene	80		85		70-130	6		20
Dichlorodifluoromethane	98		96		36-147	2		20
Acetone	89		84		58-148	6		20
Carbon disulfide	86		80		51-130	7		20
2-Butanone	87		85		63-138	2		20
4-Methyl-2-pentanone	91		95		59-130	4		20
2-Hexanone	83		84		57-130	1		20
Bromochloromethane	94		92		70-130	2		20
1,2-Dibromoethane	95		97		70-130	2		20
1,2-Dibromo-3-chloropropane	88		90		41-144	2		20
Isopropylbenzene	82		84		70-130	2		20
1,2,3-Trichlorobenzene	100		100		70-130	0		20

Lab Control Sample Analysis

Batch Quality Control

Project Name: 136 FULLER RD
Project Number: 222575.04

Lab Number: L2456001
Report Date: 10/04/24

Parameter	LCS %Recovery	Qual	LCSD %Recovery	Qual	%Recovery Limits	RPD	Qual	RPD Limits
Volatile Organics by GC/MS - Westborough Lab Associated sample(s): 01-02 Batch: WG1980037-3 WG1980037-4								
1,2,4-Trichlorobenzene	100		100		70-130	0		20
Methyl Acetate	90		89		70-130	1		20
Cyclohexane	100		100		70-130	0		20
1,4-Dioxane	100		102		56-162	2		20
Freon-113	88		80		70-130	10		20
Methyl cyclohexane	88		86		70-130	2		20

Surrogate	LCS %Recovery	Qual	LCSD %Recovery	Qual	Acceptance Criteria
1,2-Dichloroethane-d4	96		93		70-130
Toluene-d8	104		105		70-130
4-Bromofluorobenzene	103		102		70-130
Dibromofluoromethane	103		103		70-130

Project Name: 136 FULLER RD**Lab Number:** L2456001**Project Number:** 2222575.04**Report Date:** 10/04/24**Sample Receipt and Container Information**

Were project specific reporting limits specified?

YES

Cooler Information**Cooler** **Custody Seal**

A Absent

Container Information

Container ID	Container Type	Cooler	Initial pH	Final pH	Temp deg C	Pres	Seal	Frozen Date/Time	Analysis(*)
L2456001-01A	Vial HCl preserved	A	NA		3.6	Y	Absent		NYTCL-8260-R2(14)
L2456001-01B	Vial HCl preserved	A	NA		3.6	Y	Absent		NYTCL-8260-R2(14)
L2456001-01C	Vial HCl preserved	A	NA		3.6	Y	Absent		NYTCL-8260-R2(14)
L2456001-02A	Vial HCl preserved	A	NA		3.6	Y	Absent		NYTCL-8260-R2(14)
L2456001-02B	Vial HCl preserved	A	NA		3.6	Y	Absent		NYTCL-8260-R2(14)
L2456001-02C	Vial HCl preserved	A	NA		3.6	Y	Absent		NYTCL-8260-R2(14)

Project Name: 136 FULLER RD
Project Number: 2222575.04

Lab Number: L2456001
Report Date: 10/04/24

GLOSSARY

Acronyms

DL	- Detection Limit: This value represents the level to which target analyte concentrations are reported as estimated values, when those target analyte concentrations are quantified below the limit of quantitation (LOQ). The DL includes any adjustments from dilutions, concentrations or moisture content, where applicable. (DoD report formats only.)
EDL	- Estimated Detection Limit: This value represents the level to which target analyte concentrations are reported as estimated values, when those target analyte concentrations are quantified below the reporting limit (RL). The EDL includes any adjustments from dilutions, concentrations or moisture content, where applicable. The use of EDLs is specific to the analysis of PAHs using Solid-Phase Microextraction (SPME).
EMPC	- Estimated Maximum Possible Concentration: The concentration that results from the signal present at the retention time of an analyte when the ions meet all of the identification criteria except the ion abundance ratio criteria. An EMPC is a worst-case estimate of the concentration.
EPA	- Environmental Protection Agency.
LCS	- Laboratory Control Sample: A sample matrix, free from the analytes of interest, spiked with verified known amounts of analytes or a material containing known and verified amounts of analytes.
LCSD	- Laboratory Control Sample Duplicate: Refer to LCS.
LFB	- Laboratory Fortified Blank: A sample matrix, free from the analytes of interest, spiked with verified known amounts of analytes or a material containing known and verified amounts of analytes.
LOD	- Limit of Detection: This value represents the level to which a target analyte can reliably be detected for a specific analyte in a specific matrix by a specific method. The LOD includes any adjustments from dilutions, concentrations or moisture content, where applicable. (DoD report formats only.)
LOQ	- Limit of Quantitation: The value at which an instrument can accurately measure an analyte at a specific concentration. The LOQ includes any adjustments from dilutions, concentrations or moisture content, where applicable. (DoD report formats only.) Limit of Quantitation: The value at which an instrument can accurately measure an analyte at a specific concentration. The LOQ includes any adjustments from dilutions, concentrations or moisture content, where applicable. (DoD report formats only.)
MDL	- Method Detection Limit: This value represents the level to which target analyte concentrations are reported as estimated values, when those target analyte concentrations are quantified below the reporting limit (RL). The MDL includes any adjustments from dilutions, concentrations or moisture content, where applicable.
MS	- Matrix Spike Sample: A sample prepared by adding a known mass of target analyte to a specified amount of matrix sample for which an independent estimate of target analyte concentration is available. For Method 332.0, the spike recovery is calculated using the native concentration, including estimated values.
MSD	- Matrix Spike Sample Duplicate: Refer to MS.
NA	- Not Applicable.
NC	- Not Calculated: Term is utilized when one or more of the results utilized in the calculation are non-detect at the parameter's reporting unit.
NDPA/DPA	- N-Nitrosodiphenylamine/Diphenylamine.
NI	- Not Ignitable.
NP	- Non-Plastic: Term is utilized for the analysis of Atterberg Limits in soil.
NR	- No Results: Term is utilized when 'No Target Compounds Requested' is reported for the analysis of Volatile or Semivolatile Organic TIC only requests.
RL	- Reporting Limit: The value at which an instrument can accurately measure an analyte at a specific concentration. The RL includes any adjustments from dilutions, concentrations or moisture content, where applicable.
RPD	- Relative Percent Difference: The results from matrix and/or matrix spike duplicates are primarily designed to assess the precision of analytical results in a given matrix and are expressed as relative percent difference (RPD). Values which are less than five times the reporting limit for any individual parameter are evaluated by utilizing the absolute difference between the values; although the RPD value will be provided in the report.
SRM	- Standard Reference Material: A reference sample of a known or certified value that is of the same or similar matrix as the associated field samples.
STLP	- Semi-dynamic Tank Leaching Procedure per EPA Method 1315.
TEF	- Toxic Equivalency Factors: The values assigned to each dioxin and furan to evaluate their toxicity relative to 2,3,7,8-TCDD.
TEQ	- Toxic Equivalent: The measure of a sample's toxicity derived by multiplying each dioxin and furan by its corresponding TEF and then summing the resulting values.
TIC	- Tentatively Identified Compound: A compound that has been identified to be present and is not part of the target compound list (TCL) for the method and/or program. All TICs are qualitatively identified and reported as estimated concentrations.

Report Format: DU Report with 'J' Qualifiers



Project Name: 136 FULLER RD
Project Number: 2222575.04

Lab Number: L2456001
Report Date: 10/04/24

Footnotes

- 1 - The reference for this analyte should be considered modified since this analyte is absent from the target analyte list of the original method.

Terms

Analytical Method: Both the document from which the method originates and the analytical reference method. (Example: EPA 8260B is shown as 1,8260B.) The codes for the reference method documents are provided in the References section of the Addendum.

Chlordane: The target compound Chlordane (CAS No. 57-74-9) is reported for GC ECD analyses. Per EPA, this compound "refers to a mixture of chlordane isomers, other chlorinated hydrocarbons and numerous other components." (Reference: USEPA Toxicological Review of Chlordane, In Support of Summary Information on the Integrated Risk Information System (IRIS), December 1997.)

Difference: With respect to Total Oxidizable Precursor (TOP) Assay analysis, the difference is defined as the Post-Treatment value minus the Pre-Treatment value.

Final pH: As it pertains to Sample Receipt & Container Information section of the report, Final pH reflects pH of container determined after adjustment at the laboratory, if applicable. If no adjustment required, value reflects Initial pH.

Frozen Date/Time: With respect to Volatile Organics in soil, Frozen Date/Time reflects the date/time at which associated Reagent Water-preserved vials were initially frozen. Note: If frozen date/time is beyond 48 hours from sample collection, value will be reflected in 'bold'.

Gasoline Range Organics (GRO): Gasoline Range Organics (GRO) results include all chromatographic peaks eluting from Methyl tert butyl ether through Naphthalene, with the exception of GRO analysis in support of State of Ohio programs, which includes all chromatographic peaks eluting from Hexane through Dodecane.

Initial pH: As it pertains to Sample Receipt & Container Information section of the report, Initial pH reflects pH of container determined upon receipt, if applicable.

PAH Total: With respect to Alkylated PAH analyses, the 'PAHs, Total' result is defined as the summation of results for all or a subset of the following compounds: Naphthalene, C1-C4 Naphthalenes, 2-Methylnaphthalene, 1-Methylnaphthalene, Biphenyl, Acenaphthylene, Acenaphthene, Fluorene, C1-C3 Fluorenes, Phenanthrene, C1-C4 Phenanthrenes/Anthracenes, Anthracene, Fluoranthene, Pyrene, C1-C4 Fluoranthenes/Pyrenes, Benz(a)anthracene, Chrysene, C1-C4 Chrysenes, Benzo(b)fluoranthene, Benzo(j)+(k)fluoranthene, Benzo(e)pyrene, Benzo(a)pyrene, Perylene, Indeno(1,2,3-cd)pyrene, Dibenz(ah)+(ac)anthracene, Benzo(g,h,i)perylene. If a 'Total' result is requested, the results of its individual components will also be reported.

PFAS Total: With respect to PFAS analyses, the 'PFAS, Total (5)' result is defined as the summation of results for: PFHpA, PFHxS, PFOA, PFNA and PFOS. In addition, the 'PFAS, Total (6)' result is defined as the summation of results for: PFHpA, PFHxS, PFOA, PFNA, PFDA and PFOS. For MassDEP DW compliance analysis only, the 'PFAS, Total (6)' result is defined as the summation of results at or above the RL. Note: If a 'Total' result is requested, the results of its individual components will also be reported.

Total: With respect to Organic analyses, a 'Total' result is defined as the summation of results for individual isomers or Aroclors. If a 'Total' result is requested, the results of its individual components will also be reported. This is applicable to 'Total' results for methods 8260, 8081 and 8082.

Data Qualifiers

- A** - Spectra identified as "Aldol Condensates" are byproducts of the extraction/concentration procedures when acetone is introduced in the process.
- B** - The analyte was detected above the reporting limit in the associated method blank. Flag only applies to associated field samples that have detectable concentrations of the analyte at less than ten times (10x) the concentration found in the blank. For MCP-related projects, flag only applies to associated field samples that have detectable concentrations of the analyte at less than ten times (10x) the concentration found in the blank. For DOD-related projects, flag only applies to associated field samples that have detectable concentrations of the analyte at less than ten times (10x) the concentration found in the blank AND the analyte was detected above one-half the reporting limit (or above the reporting limit for common lab contaminants) in the associated method blank. For NJ-Air-related projects, flag only applies to associated field samples that have detectable concentrations of the analyte above the reporting limit. For NJ-related projects (excluding Air), flag only applies to associated field samples that have detectable concentrations of the analyte, which was detected above the reporting limit in the associated method blank or above five times the reporting limit for common lab contaminants (Phthalates, Acetone, Methylene Chloride, 2-Butanone).
- C** - Co-elution: The target analyte co-elutes with a known lab standard (i.e. surrogate, internal standards, etc.) for co-extracted analyses.
- D** - Concentration of analyte was quantified from diluted analysis. Flag only applies to field samples that have detectable concentrations of the analyte.
- E** - Concentration of analyte exceeds the range of the calibration curve and/or linear range of the instrument.
- F** - The ratio of quantifier ion response to qualifier ion response falls outside of the laboratory criteria. Results are considered to be an estimated maximum concentration.
- G** - The concentration may be biased high due to matrix interferences (i.e. co-elution) with non-target compound(s). The result should be considered estimated.
- H** - The analysis of pH was performed beyond the regulatory-required holding time of 15 minutes from the time of sample collection.
- I** - The lower value for the two columns has been reported due to obvious interference.
- J** - Estimated value. The Target analyte concentration is below the quantitation limit (RL), but above the Method Detection Limit (MDL) or Estimated Detection Limit (EDL) for SPME-related analyses. This represents an estimated concentration for Tentatively

Report Format: DU Report with 'J' Qualifiers



Project Name: 136 FULLER RD
Project Number: 2222575.04

Lab Number: L2456001
Report Date: 10/04/24

Data Qualifiers

Identified Compounds (TICs). For calculated parameters, this represents that one or more values used in the calculation were estimated.

- M** - Reporting Limit (RL) exceeds the MCP CAM Reporting Limit for this analyte.
- ND** - Not detected at the method detection limit (MDL) for the sample, or estimated detection limit (EDL) for SPME-related analyses.
- NJ** - Presumptive evidence of compound. This represents an estimated concentration for Tentatively Identified Compounds (TICs), where the identification is based on a mass spectral library search.
- P** - The RPD between the results for the two columns exceeds the method-specified criteria.
- Q** - The quality control sample exceeds the associated acceptance criteria. For DOD-related projects, LCS and/or Continuing Calibration Standard exceedences are also qualified on all associated sample results. Note: This flag is not applicable for matrix spike recoveries when the sample concentration is greater than 4x the spike added or for batch duplicate RPD when the sample concentrations are less than 5x the RL. (Metals only.)
- R** - Analytical results are from sample re-analysis.
- RE** - Analytical results are from sample re-extraction.
- S** - Analytical results are from modified screening analysis.
- V** - The surrogate associated with this target analyte has a recovery outside the QC acceptance limits. (Applicable to MassDEP DW Compliance samples only.)
- Z** - The batch matrix spike and/or duplicate associated with this target analyte has a recovery/RPD outside the QC acceptance limits. (Applicable to MassDEP DW Compliance samples only.)

Project Name: 136 FULLER RD
Project Number: 2222575.04

Lab Number: L2456001
Report Date: 10/04/24

REFERENCES

- 1 Test Methods for Evaluating Solid Waste: Physical/Chemical Methods. EPA SW-846. Third Edition. Updates I - VI, 2018.

LIMITATION OF LIABILITIES

Alpha Analytical performs services with reasonable care and diligence normal to the analytical testing laboratory industry. In the event of an error, the sole and exclusive responsibility of Alpha Analytical shall be to re-perform the work at it's own expense. In no event shall Alpha Analytical be held liable for any incidental, consequential or special damages, including but not limited to, damages in any way connected with the use of, interpretation of, information or analysis provided by Alpha Analytical.

We strongly urge our clients to comply with EPA protocol regarding sample volume, preservation, cooling, containers, sampling procedures, holding time and splitting of samples in the field.



Certification Information

The following analytes are not included in our Primary NELAP Scope of Accreditation:

Westborough Facility

EPA 624.1: m/p-xylene, o-xylene, Naphthalene

EPA 625.1: alpha-Terpineol

EPA 8260D: NPW: 1,2,4,5-Tetramethylbenzene; 4-Ethyltoluene; SCM: Iodomethane (methyl iodide), 1,2,4,5-Tetramethylbenzene; 4-Ethyltoluene.

EPA 8270E: NPW: Dimethylnaphthalene,1,4-Diphenylhydrazine, alpha-Terpineol, Azobenzene; SCM: Dimethylnaphthalene,1,4-Diphenylhydrazine.

SM4500: NPW: Amenable Cyanide; SCM: Total Phosphorus, TKN, NO₂, NO₃.

Mansfield Facility

SM 2540D: TSS.

EPA TO-15: Halothane, 2,4,4-Trimethyl-2-pentene, 2,4,4-Trimethyl-1-pentene, Thiophene, 2-Methylthiophene,

3-Methylthiophene, 2-Ethylthiophene, 1,2,3-Trimethylbenzene, Indan, Indene, 1,2,4,5-Tetramethylbenzene, Benzothiophene, 1-Methylnaphthalene.

Nonpotable Water: EPA RSK-175 Dissolved Gases

Biological Tissue Matrix: EPA 3050B

The following analytes are included in our Massachusetts DEP Scope of Accreditation

Westborough Facility:

Drinking Water

EPA 300.0: Chloride, Nitrate-N, Fluoride, Sulfate; **EPA 353.2:** Nitrate-N, Nitrite-N; **SM4500NO3-F:** Nitrate-N, Nitrite-N; **SM4500F-C, SM4500CN-CE,**

EPA 180.1, SM2130B, SM4500Cl-D, SM2320B, SM2540C, SM4500H-B, SM4500NO2-B

EPA 524.2: THMs and VOCs; **EPA 504.1:** EDB, DBCP.

Microbiology: SM9215B; SM9223-P/A, SM9223B-Colilert-QT, SM9222D.

Non-Potable Water

SM4500H,B, EPA 120.1, SM2510B, SM2540C, SM2320B, SM4500CL-E, SM4500F-BC, SM4500NH3-BH: Ammonia-N and Kjeldahl-N, **EPA 350.1:**

Ammonia-N, **LACHAT 10-107-06-1-B:** Ammonia-N, **EPA 351.1, SM4500NO3-F, EPA 353.2:** Nitrate-N, **SM4500P-E, SM4500P-B, E, SM4500SO4-E,**

SM5220D, EPA 410.4, SM5210B, SM5310C, SM4500CL-D, EPA 1664, EPA 420.1, SM4500-CN-CE, SM2540D, EPA 300: Chloride, Sulfate, Nitrate.

EPA 624.1: Volatile Halocarbons & Aromatics,

EPA 608.3: Chlordane, Toxaphene, Aldrin, alpha-BHC, beta-BHC, gamma-BHC, delta-BHC, Dieldrin, DDD, DDE, DDT, Endosulfan I, Endosulfan II,

Endosulfan sulfate, Endrin, Endrin Aldehyde, Heptachlor, Heptachlor Epoxide, PCBs

EPA 625.1: SVOC (Acid/Base/Neutral Extractables).

Microbiology: SM9223B-Colilert-QT; Enterolert-QT, EPA 1600, EPA 1603, SM9222D.

Mansfield Facility:

Drinking Water

EPA 200.7: Al, Ba, Cd, Cr, Cu, Fe, Mn, Ni, Na, Ag, Ca, Zn. **EPA 200.8:** Al, Sb, As, Ba, Be, Cd, Cr, Cu, Pb, Mn, Ni, Se, Ag, TL, Zn. **EPA 245.1** Hg.

EPA 522, EPA 537.1.

Non-Potable Water


EPA 200.7: Al, Sb, As, Be, Cd, Ca, Cr, Co, Cu, Fe, Pb, Mg, Mn, Mo, Ni, K, Se, Ag, Na, Sr, TL, Ti, V, Zn.

EPA 200.8: Al, Sb, As, Be, Cd, Cr, Cu, Fe, Pb, Mn, Ni, K, Se, Ag, Na, TL, Zn.

EPA 245.1 Hg.

SM2340B

For a complete listing of analytes and methods, please contact your Alpha Project Manager.

 NEW YORK CHAIN OF CUSTODY	Service Centers Mahwah, NJ 07430: 35 Whitney Rd, Suite 5 Albany, NY 12205: 14 Walker Way Tonawanda, NY 14150: 275 Cooper Ave, Suite 105	Page	Date Rec'd in Lab	ALPHA Job #																											
		1 of 1	9/28/24	L2456001																											
Westborough, MA 01581 8 Walkup Dr. TEL: 508-898-9220 FAX: 508-898-9193	Mansfield, MA 02048 320 Forbes Blvd TEL: 508-822-9300 FAX: 508-822-3288	Project Information		Deliverables	Billing Information																										
Client Information		Project Name: 136 Fuller Rd.		<input type="checkbox"/> ASP-A <input type="checkbox"/> ASP-B <input type="checkbox"/> EQulS (1 File) <input type="checkbox"/> EQulS (4 File) <input type="checkbox"/> Other	<input checked="" type="checkbox"/> Same as Client Info PO # 2222575.04																										
Client: LaBella Associates		Project Location: Albany, NY		Regulatory Requirement																											
Address: 4 British American Bldg Latham, NY 12110		Project # 2222575.04		<input checked="" type="checkbox"/> NY TOGS <input type="checkbox"/> NY Part 375 <input type="checkbox"/> AWQ Standards <input type="checkbox"/> NY CP-51 <input type="checkbox"/> NY Restricted Use <input type="checkbox"/> Other <input type="checkbox"/> NY Unrestricted Use <input type="checkbox"/> NYC Sewer Discharge																											
Phone:		(Use Project name as Project #) <input type="checkbox"/>		Disposal Site Information																											
Fax:		Project Manager: Branzen Fields		Please identify below location of applicable disposal facilities.																											
Email: bfields@labella.com		ALPHAQuote #:		Disposal Facility:																											
Turn-Around Time		Standard <input checked="" type="checkbox"/> Due Date:		<input type="checkbox"/> NJ <input type="checkbox"/> NY <input type="checkbox"/> Other:																											
Rush (only if pre approved) <input type="checkbox"/> # of Days:		These samples have been previously analyzed by Alpha <input type="checkbox"/>		ANALYSIS																											
Other project specific requirements/comments:		Please specify Metals or TAL.		<table border="1" style="width:100%; border-collapse: collapse;"> <tr> <th style="width:5%;">ALPHA Lab ID (Lab Use Only)</th> <th style="width:20%;">Sample ID</th> <th style="width:10%;">Collection Date</th> <th style="width:10%;">Collection Time</th> <th style="width:10%;">Sample Matrix</th> <th style="width:10%;">Sampler's Initials</th> <th style="width:10%;">Analysis</th> <th style="width:10%;">Sample Filtration</th> <th style="width:5%;">Total Bottles</th> </tr> <tr> <td>56001-01</td> <td>Influent - SEP24</td> <td>9/27/24</td> <td>11:45</td> <td>GW</td> <td>BF</td> <td>X</td> <td rowspan="2"> <input type="checkbox"/> Done <input type="checkbox"/> Lab to do Preservation <input type="checkbox"/> Lab to do (Please Specify below) </td> <td>3</td> </tr> <tr> <td>02</td> <td>Effluent - SEP24</td> <td>9/27/24</td> <td>12:00</td> <td>GW</td> <td>BF</td> <td>X</td> <td>3</td> </tr> </table>		ALPHA Lab ID (Lab Use Only)	Sample ID	Collection Date	Collection Time	Sample Matrix	Sampler's Initials	Analysis	Sample Filtration	Total Bottles	56001-01	Influent - SEP24	9/27/24	11:45	GW	BF	X	<input type="checkbox"/> Done <input type="checkbox"/> Lab to do Preservation <input type="checkbox"/> Lab to do (Please Specify below)	3	02	Effluent - SEP24	9/27/24	12:00	GW	BF	X	3
ALPHA Lab ID (Lab Use Only)	Sample ID	Collection Date	Collection Time	Sample Matrix	Sampler's Initials	Analysis	Sample Filtration	Total Bottles																							
56001-01	Influent - SEP24	9/27/24	11:45	GW	BF	X	<input type="checkbox"/> Done <input type="checkbox"/> Lab to do Preservation <input type="checkbox"/> Lab to do (Please Specify below)	3																							
02	Effluent - SEP24	9/27/24	12:00	GW	BF	X		3																							
Preservative Code: A = None B = HCl C = HNO ₃ D = H ₂ SO ₄ E = NaOH F = MeOH G = NaHSO ₄ H = Na ₂ S ₂ O ₃ K/E = Zn Ac/NaOH O = Other		Container Code: P = Plastic A = Amber Glass V = Vial G = Glass B = Bacteria Cup C = Cube O = Other E = Encore D = BOD Bottle		Westboro: Certification No: MA935 Mansfield: Certification No: MA015		Container Type V Preservative B		Please print clearly, legibly and completely. Samples can not be logged in and turnaround time clock will not start until any ambiguities are resolved. BY EXECUTING THIS COC, THE CLIENT HAS READ AND AGREES TO BE BOUND BY ALPHA'S TERMS & CONDITIONS. (See reverse side.)																							
Form No: 01-25 HC (rev. 30-Sept-2013)		Relinquished By: Branzen Fields / LaBella Date/Time: 9/27/24 @ 13:30		Received By: [Signature] Date/Time: 9/28/24 1:25		Relinquished By: [Signature] Date/Time: 9/27/24 13:35		Received By: [Signature] Date/Time: 9/27/24 2:25																							



ANALYTICAL REPORT

Lab Number:	L2456007
Client:	LaBella Associates, P.C. 4 British American Boulevard Latham, NY 12110
ATTN:	Branson Fields
Phone:	(518) 266-7355
Project Name:	136 FULLER ROAD
Project Number:	2222575.04
Report Date:	10/04/24

The original project report/data package is held by Alpha Analytical. This report/data package is paginated and should be reproduced only in its entirety. Alpha Analytical holds no responsibility for results and/or data that are not consistent with the original.

Certifications & Approvals: MA (M-MA030), NH NELAP (2062), CT (PH-0825), DoD (L2474), FL (E87814), IL (200081), IN (C-MA-04), KY (KY98046), LA (85084), ME (MA00030), MD (350), MI (9110), MN (025-999-495), NJ (MA015), NY (11627), NC (685), OR (MA-0262), PA (68-02089), RI (LAO00299), TX (T104704419), VT (VT-0015), VA (460194), WA (C954), US Army Corps of Engineers, USDA (Permit #525-23-107-88708A1), USFWS (Permit #A24920).

320 Forbes Boulevard, Mansfield, MA 02048-1806
508-822-9300 (Fax) 508-822-3288 800-624-9220 - www.alphalab.com



Project Name: 136 FULLER ROAD
Project Number: 2222575.04

Lab Number: L2456007
Report Date: 10/04/24

Alpha Sample ID	Client ID	Matrix	Sample Location	Collection Date/Time	Receive Date
L2456007-01	EFFLUENT_SEP24	SOIL_VAPOR	ALBANY, NY	09/27/24 12:15	09/27/24

Project Name: 136 FULLER ROAD
Project Number: 2222575.04

Lab Number: L2456007
Report Date: 10/04/24

Case Narrative

The samples were received in accordance with the Chain of Custody and no significant deviations were encountered during the preparation or analysis unless otherwise noted. Sample Receipt, Container Information, and the Chain of Custody are located at the back of the report.

Results contained within this report relate only to the samples submitted under this Alpha Lab Number and meet NELAP requirements for all NELAP accredited parameters unless otherwise noted in the following narrative. The data presented in this report is organized by parameter (i.e. VOC, SVOC, etc.). Sample specific Quality Control data (i.e. Surrogate Spike Recovery) is reported at the end of the target analyte list for each individual sample, followed by the Laboratory Batch Quality Control at the end of each parameter. Tentatively Identified Compounds (TICs), if requested, are reported for compounds identified to be present and are not part of the method/program Target Compound List, even if only a subset of the TCL are being reported. If a sample was re-analyzed or re-extracted due to a required quality control corrective action and if both sets of data are reported, the Laboratory ID of the re-analysis or re-extraction is designated with an "R" or "RE", respectively.

When multiple Batch Quality Control elements are reported (e.g. more than one LCS), the associated samples for each element are noted in the grey shaded header line of each data table. Any Laboratory Batch, Sample Specific % recovery or RPD value that is outside the listed Acceptance Criteria is bolded in the report. In reference to questions H (CAM) or 4 (RCP) when "NO" is checked, the performance criteria for CAM and RCP methods allow for some quality control failures to occur and still be within method compliance. In these instances, the specific failure is not narrated but noted in the associated QC Outlier Summary Report, located directly after the Case Narrative. QC information is also incorporated in the Data Usability Assessment table (Format 11) of our Data Merger tool, where it can be reviewed in conjunction with the sample result, associated regulatory criteria and any associated data usability implications.

Soil/sediments and solids are reported on a dry weight basis unless otherwise noted. Tissues are reported "as received" or on a wet weight basis, unless otherwise noted. Definitions of all data qualifiers and acronyms used in this report are provided in the Glossary located at the back of the report.

HOLD POLICY - For samples submitted on hold, Alpha's policy is to hold samples (with the exception of Air canisters) free of charge for 21 calendar days from the date the project is completed. After 21 calendar days, we will dispose of all samples submitted including those put on hold unless you have contacted your Alpha Project Manager and made arrangements for Alpha to continue to hold the samples. Air canisters will be disposed after 3 business days from the date the project is completed.

Please contact Project Management at 800-624-9220 with any questions.

Project Name: 136 FULLER ROAD
Project Number: 2222575.04

Lab Number: L2456007
Report Date: 10/04/24

Case Narrative (continued)

Volatile Organics in Air

Canisters were released from the laboratory on September 12, 2024. The canister certification data is provided as an addendum.

L2456007-01D: The sample has elevated detection limits due to the dilution required by the elevated concentrations of target compounds in the sample.

I, the undersigned, attest under the pains and penalties of perjury that, to the best of my knowledge and belief and based upon my personal inquiry of those responsible for providing the information contained in this analytical report, such information is accurate and complete. This certificate of analysis is not complete unless this page accompanies any and all pages of this report.

Authorized Signature:  Christopher J. Anderson

Title: Technical Director/Representative

Date: 10/04/24

AIR

Project Name: 136 FULLER ROAD
Project Number: 2222575.04

Lab Number: L2456007
Report Date: 10/04/24

SAMPLE RESULTS

Lab ID: L2456007-01 D
 Client ID: EFFLUENT_SEP24
 Sample Location: ALBANY, NY

Date Collected: 09/27/24 12:15
 Date Received: 09/27/24
 Field Prep: Not Specified

Sample Depth:
 Matrix: Soil_Vapor
 Analytical Method: 48,TO-15
 Analytical Date: 10/04/24 05:18
 Analyst: RAY

Parameter	ppbV			ug/m3			Qualifier	Dilution Factor
	Results	RL	MDL	Results	RL	MDL		
Volatile Organics in Air - Mansfield Lab								
Dichlorodifluoromethane	5.19	2.17	--	25.7	10.7	--		10.85
Chloromethane	ND	2.17	--	ND	4.48	--		10.85
Freon-114	ND	2.17	--	ND	15.2	--		10.85
Vinyl chloride	8.09	2.17	--	20.7	5.55	--		10.85
1,3-Butadiene	ND	2.17	--	ND	4.80	--		10.85
Bromomethane	ND	2.17	--	ND	8.43	--		10.85
Chloroethane	4.66	2.17	--	12.3	5.73	--		10.85
Ethanol	ND	54.2	--	ND	102	--		10.85
Vinyl bromide	ND	2.17	--	ND	9.49	--		10.85
Acetone	ND	10.8	--	ND	25.7	--		10.85
Trichlorofluoromethane	23.3	2.17	--	131	12.2	--		10.85
Isopropanol	ND	5.42	--	ND	13.3	--		10.85
1,1-Dichloroethene	9.48	2.17	--	37.6	8.60	--		10.85
Tertiary butyl Alcohol	ND	5.42	--	ND	16.4	--		10.85
Methylene chloride	ND	5.42	--	ND	18.8	--		10.85
3-Chloropropene	ND	2.17	--	ND	6.79	--		10.85
Carbon disulfide	ND	2.17	--	ND	6.76	--		10.85
Freon-113	ND	2.17	--	ND	16.6	--		10.85
trans-1,2-Dichloroethene	2.19	2.17	--	8.68	8.60	--		10.85
1,1-Dichloroethane	54.6	2.17	--	221	8.78	--		10.85
Methyl tert butyl ether	ND	2.17	--	ND	7.82	--		10.85
2-Butanone	ND	5.42	--	ND	16.0	--		10.85
cis-1,2-Dichloroethene	634	2.17	--	2510	8.60	--		10.85



Project Name: 136 FULLER ROAD
Project Number: 2222575.04

Lab Number: L2456007
Report Date: 10/04/24

SAMPLE RESULTS

Lab ID: L2456007-01 D
 Client ID: EFFLUENT_SEP24
 Sample Location: ALBANY, NY

Date Collected: 09/27/24 12:15
 Date Received: 09/27/24
 Field Prep: Not Specified

Sample Depth:

Parameter	ppbV			ug/m3			Qualifier	Dilution Factor
	Results	RL	MDL	Results	RL	MDL		
Volatile Organics in Air - Mansfield Lab								
Ethyl Acetate	ND	5.42	--	ND	19.5	--		10.85
Chloroform	ND	2.17	--	ND	10.6	--		10.85
Tetrahydrofuran	ND	5.42	--	ND	16.0	--		10.85
1,2-Dichloroethane	ND	2.17	--	ND	8.78	--		10.85
n-Hexane	ND	2.17	--	ND	7.65	--		10.85
1,1,1-Trichloroethane	94.8	2.17	--	517	11.8	--		10.85
Benzene	ND	2.17	--	ND	6.93	--		10.85
Carbon tetrachloride	ND	2.17	--	ND	13.7	--		10.85
Cyclohexane	ND	2.17	--	ND	7.47	--		10.85
1,2-Dichloropropane	ND	2.17	--	ND	10.0	--		10.85
Bromodichloromethane	ND	2.17	--	ND	14.5	--		10.85
1,4-Dioxane	4.59	2.17	--	16.5	7.82	--		10.85
Trichloroethene	110	2.17	--	591	11.7	--		10.85
2,2,4-Trimethylpentane	ND	2.17	--	ND	10.1	--		10.85
Heptane	ND	2.17	--	ND	8.89	--		10.85
cis-1,3-Dichloropropene	ND	2.17	--	ND	9.85	--		10.85
4-Methyl-2-pentanone	ND	5.42	--	ND	22.2	--		10.85
trans-1,3-Dichloropropene	ND	2.17	--	ND	9.85	--		10.85
1,1,2-Trichloroethane	ND	2.17	--	ND	11.8	--		10.85
Toluene	ND	2.17	--	ND	8.18	--		10.85
2-Hexanone	ND	2.17	--	ND	8.89	--		10.85
Dibromochloromethane	ND	2.17	--	ND	18.5	--		10.85
1,2-Dibromoethane	ND	2.17	--	ND	16.7	--		10.85
Tetrachloroethene	735	2.17	--	4980	14.7	--		10.85
Chlorobenzene	ND	2.17	--	ND	9.99	--		10.85
Ethylbenzene	ND	2.17	--	ND	9.43	--		10.85



Project Name: 136 FULLER ROAD**Lab Number:** L2456007**Project Number:** 2222575.04**Report Date:** 10/04/24**SAMPLE RESULTS**

Lab ID: L2456007-01 D
 Client ID: EFFLUENT_SEP24
 Sample Location: ALBANY, NY

Date Collected: 09/27/24 12:15
 Date Received: 09/27/24
 Field Prep: Not Specified

Sample Depth:

Parameter	ppbV			ug/m3			Qualifier	Dilution Factor
	Results	RL	MDL	Results	RL	MDL		
Volatile Organics in Air - Mansfield Lab								
p/m-Xylene	ND	4.34	--	ND	18.9	--		10.85
Bromoform	ND	2.17	--	ND	22.4	--		10.85
Styrene	ND	2.17	--	ND	9.24	--		10.85
1,1,2,2-Tetrachloroethane	ND	2.17	--	ND	14.9	--		10.85
o-Xylene	ND	2.17	--	ND	9.43	--		10.85
4-Ethyltoluene	ND	2.17	--	ND	10.7	--		10.85
1,3,5-Trimethylbenzene	ND	2.17	--	ND	10.7	--		10.85
1,2,4-Trimethylbenzene	ND	2.17	--	ND	10.7	--		10.85
Benzyl chloride	ND	2.17	--	ND	11.2	--		10.85
1,3-Dichlorobenzene	ND	2.17	--	ND	13.0	--		10.85
1,4-Dichlorobenzene	ND	2.17	--	ND	13.0	--		10.85
1,2-Dichlorobenzene	ND	2.17	--	ND	13.0	--		10.85
1,2,4-Trichlorobenzene	ND	2.17	--	ND	16.1	--		10.85
Naphthalene	ND	2.17	--	ND	11.4	--		10.85
Hexachlorobutadiene	ND	2.17	--	ND	23.1	--		10.85

Internal Standard	% Recovery	Qualifier	Acceptance Criteria
1,4-Difluorobenzene	94		60-140
Bromochloromethane	97		60-140
chlorobenzene-d5	100		60-140



Project Name: 136 FULLER ROAD

Lab Number: L2456007

Project Number: 2222575.04

Report Date: 10/04/24

Method Blank Analysis Batch Quality Control

Analytical Method: 48,TO-15

Analytical Date: 10/03/24 15:01

Parameter	ppbV			ug/m3			Qualifier	Dilution Factor
	Results	RL	MDL	Results	RL	MDL		
Volatile Organics in Air - Mansfield Lab for sample(s): 01 Batch: WG1979841-4								
Dichlorodifluoromethane	ND	0.200	--	ND	0.989	--		1
Chloromethane	ND	0.200	--	ND	0.413	--		1
Freon-114	ND	0.200	--	ND	1.40	--		1
Vinyl chloride	ND	0.200	--	ND	0.511	--		1
1,3-Butadiene	ND	0.200	--	ND	0.442	--		1
Bromomethane	ND	0.200	--	ND	0.777	--		1
Chloroethane	ND	0.200	--	ND	0.528	--		1
Ethanol	ND	5.00	--	ND	9.42	--		1
Vinyl bromide	ND	0.200	--	ND	0.874	--		1
Acetone	ND	1.00	--	ND	2.38	--		1
Trichlorofluoromethane	ND	0.200	--	ND	1.12	--		1
Isopropanol	ND	0.500	--	ND	1.23	--		1
1,1-Dichloroethene	ND	0.200	--	ND	0.793	--		1
Tertiary butyl Alcohol	ND	0.500	--	ND	1.52	--		1
Methylene chloride	ND	0.500	--	ND	1.74	--		1
3-Chloropropene	ND	0.200	--	ND	0.626	--		1
Carbon disulfide	ND	0.200	--	ND	0.623	--		1
Freon-113	ND	0.200	--	ND	1.53	--		1
trans-1,2-Dichloroethene	ND	0.200	--	ND	0.793	--		1
1,1-Dichloroethane	ND	0.200	--	ND	0.809	--		1
Methyl tert butyl ether	ND	0.200	--	ND	0.721	--		1
2-Butanone	ND	0.500	--	ND	1.47	--		1
cis-1,2-Dichloroethene	ND	0.200	--	ND	0.793	--		1
Ethyl Acetate	ND	0.500	--	ND	1.80	--		1
Chloroform	ND	0.200	--	ND	0.977	--		1



Project Name: 136 FULLER ROAD

Lab Number: L2456007

Project Number: 2222575.04

Report Date: 10/04/24

Method Blank Analysis Batch Quality Control

Analytical Method: 48,TO-15

Analytical Date: 10/03/24 15:01

Parameter	ppbV			ug/m3			Qualifier	Dilution Factor
	Results	RL	MDL	Results	RL	MDL		
Volatile Organics in Air - Mansfield Lab for sample(s): 01 Batch: WG1979841-4								
Tetrahydrofuran	ND	0.500	--	ND	1.47	--		1
1,2-Dichloroethane	ND	0.200	--	ND	0.809	--		1
n-Hexane	ND	0.200	--	ND	0.705	--		1
1,1,1-Trichloroethane	ND	0.200	--	ND	1.09	--		1
Benzene	ND	0.200	--	ND	0.639	--		1
Carbon tetrachloride	ND	0.200	--	ND	1.26	--		1
Cyclohexane	ND	0.200	--	ND	0.688	--		1
1,2-Dichloropropane	ND	0.200	--	ND	0.924	--		1
Bromodichloromethane	ND	0.200	--	ND	1.34	--		1
1,4-Dioxane	ND	0.200	--	ND	0.721	--		1
Trichloroethene	ND	0.200	--	ND	1.07	--		1
2,2,4-Trimethylpentane	ND	0.200	--	ND	0.934	--		1
Heptane	ND	0.200	--	ND	0.820	--		1
cis-1,3-Dichloropropene	ND	0.200	--	ND	0.908	--		1
4-Methyl-2-pentanone	ND	0.500	--	ND	2.05	--		1
trans-1,3-Dichloropropene	ND	0.200	--	ND	0.908	--		1
1,1,2-Trichloroethane	ND	0.200	--	ND	1.09	--		1
Toluene	ND	0.200	--	ND	0.754	--		1
2-Hexanone	ND	0.200	--	ND	0.820	--		1
Dibromochloromethane	ND	0.200	--	ND	1.70	--		1
1,2-Dibromoethane	ND	0.200	--	ND	1.54	--		1
Tetrachloroethene	ND	0.200	--	ND	1.36	--		1
Chlorobenzene	ND	0.200	--	ND	0.921	--		1
Ethylbenzene	ND	0.200	--	ND	0.869	--		1
p/m-Xylene	ND	0.400	--	ND	1.74	--		1



Project Name: 136 FULLER ROAD

Lab Number: L2456007

Project Number: 2222575.04

Report Date: 10/04/24

Method Blank Analysis Batch Quality Control

Analytical Method: 48,TO-15

Analytical Date: 10/03/24 15:01

Parameter	ppbV			ug/m3			Qualifier	Dilution Factor
	Results	RL	MDL	Results	RL	MDL		
Volatile Organics in Air - Mansfield Lab for sample(s): 01 Batch: WG1979841-4								
Bromoform	ND	0.200	--	ND	2.07	--		1
Styrene	ND	0.200	--	ND	0.852	--		1
1,1,2,2-Tetrachloroethane	ND	0.200	--	ND	1.37	--		1
o-Xylene	ND	0.200	--	ND	0.869	--		1
4-Ethyltoluene	ND	0.200	--	ND	0.983	--		1
1,3,5-Trimethylbenzene	ND	0.200	--	ND	0.983	--		1
1,2,4-Trimethylbenzene	ND	0.200	--	ND	0.983	--		1
Benzyl chloride	ND	0.200	--	ND	1.04	--		1
1,3-Dichlorobenzene	ND	0.200	--	ND	1.20	--		1
1,4-Dichlorobenzene	ND	0.200	--	ND	1.20	--		1
1,2-Dichlorobenzene	ND	0.200	--	ND	1.20	--		1
1,2,4-Trichlorobenzene	ND	0.200	--	ND	1.48	--		1
Naphthalene	ND	0.200	--	ND	1.05	--		1
Hexachlorobutadiene	ND	0.200	--	ND	2.13	--		1



Lab Control Sample Analysis

Batch Quality Control

Project Name: 136 FULLER ROAD

Project Number: 222575.04

Lab Number: L2456007

Report Date: 10/04/24

Parameter	LCS %Recovery	Qual	LCSD %Recovery	Qual	%Recovery Limits	RPD	Qual	RPD Limits
Volatile Organics in Air - Mansfield Lab Associated sample(s): 01 Batch: WG1979841-3								
Dichlorodifluoromethane	106		-		70-130	-		
Chloromethane	91		-		70-130	-		
Freon-114	106		-		70-130	-		
Vinyl chloride	110		-		70-130	-		
1,3-Butadiene	110		-		70-130	-		
Bromomethane	108		-		70-130	-		
Chloroethane	105		-		70-130	-		
Ethanol	103		-		40-160	-		
Vinyl bromide	93		-		70-130	-		
Acetone	94		-		40-160	-		
Trichlorofluoromethane	107		-		70-130	-		
Isopropanol	80		-		40-160	-		
1,1-Dichloroethene	114		-		70-130	-		
Tertiary butyl Alcohol	87		-		70-130	-		
Methylene chloride	100		-		70-130	-		
3-Chloropropene	101		-		70-130	-		
Carbon disulfide	100		-		70-130	-		
Freon-113	102		-		70-130	-		
trans-1,2-Dichloroethene	105		-		70-130	-		
1,1-Dichloroethane	105		-		70-130	-		
Methyl tert butyl ether	84		-		70-130	-		
2-Butanone	87		-		70-130	-		
cis-1,2-Dichloroethene	110		-		70-130	-		

Lab Control Sample Analysis

Batch Quality Control

Project Name: 136 FULLER ROAD

Lab Number: L2456007

Project Number: 2222575.04

Report Date: 10/04/24

Parameter	LCS %Recovery	Qual	LCSD %Recovery	Qual	%Recovery Limits	RPD	Qual	RPD Limits
Volatile Organics in Air - Mansfield Lab Associated sample(s): 01 Batch: WG1979841-3								
Ethyl Acetate	112		-		70-130	-		
Chloroform	110		-		70-130	-		
Tetrahydrofuran	88		-		70-130	-		
1,2-Dichloroethane	107		-		70-130	-		
n-Hexane	112		-		70-130	-		
1,1,1-Trichloroethane	102		-		70-130	-		
Benzene	100		-		70-130	-		
Carbon tetrachloride	113		-		70-130	-		
Cyclohexane	112		-		70-130	-		
1,2-Dichloropropane	103		-		70-130	-		
Bromodichloromethane	114		-		70-130	-		
1,4-Dioxane	111		-		70-130	-		
Trichloroethene	105		-		70-130	-		
2,2,4-Trimethylpentane	113		-		70-130	-		
Heptane	93		-		70-130	-		
cis-1,3-Dichloropropene	101		-		70-130	-		
4-Methyl-2-pentanone	91		-		70-130	-		
trans-1,3-Dichloropropene	102		-		70-130	-		
1,1,2-Trichloroethane	101		-		70-130	-		
Toluene	86		-		70-130	-		
2-Hexanone	94		-		70-130	-		
Dibromochloromethane	110		-		70-130	-		
1,2-Dibromoethane	93		-		70-130	-		

Lab Control Sample Analysis

Batch Quality Control

Project Name: 136 FULLER ROAD

Project Number: 222575.04

Lab Number: L2456007

Report Date: 10/04/24

Parameter	LCS %Recovery	Qual	LCSD %Recovery	Qual	%Recovery Limits	RPD	Qual	RPD Limits
Volatile Organics in Air - Mansfield Lab Associated sample(s): 01 Batch: WG1979841-3								
Tetrachloroethene	97		-		70-130	-		
Chlorobenzene	96		-		70-130	-		
Ethylbenzene	94		-		70-130	-		
p/m-Xylene	96		-		70-130	-		
Bromoform	112		-		70-130	-		
Styrene	94		-		70-130	-		
1,1,2,2-Tetrachloroethane	107		-		70-130	-		
o-Xylene	99		-		70-130	-		
4-Ethyltoluene	94		-		70-130	-		
1,3,5-Trimethylbenzene	98		-		70-130	-		
1,2,4-Trimethylbenzene	98		-		70-130	-		
Benzyl chloride	101		-		70-130	-		
1,3-Dichlorobenzene	104		-		70-130	-		
1,4-Dichlorobenzene	102		-		70-130	-		
1,2-Dichlorobenzene	102		-		70-130	-		
1,2,4-Trichlorobenzene	102		-		70-130	-		
Naphthalene	94		-		70-130	-		
Hexachlorobutadiene	110		-		70-130	-		

Project Name: 136 FULLER ROAD

Project Number: 2222575.04

Serial_No:10042416:02
Lab Number: L2456007

Report Date: 10/04/24

Canister and Flow Controller Information

Samplenum	Client ID	Media ID	Media Type	Date Prepared	Bottle Order	Cleaning Batch ID	Can Leak Check	Initial Pressure (in. Hg)	Pressure on Receipt (in. Hg)	Flow Controller Leak Chk	Flow Out mL/min	Flow In mL/min	% RPD
L2456007-01	EFFLUENT_SEP24	3557	1.0L Can	09/12/24	476381	L2448996-02	Pass	-29.4	-1.2	-	-	-	-

Project Name: BATCH CANISTER CERTIFICATION
Project Number: CANISTER QC BAT

Lab Number: L2448996
Report Date: 10/04/24

Air Canister Certification Results

Lab ID: L2448996-02
 Client ID: CAN 839 SHELF 20
 Sample Location:

Date Collected: 08/27/24 16:00
 Date Received: 08/28/24
 Field Prep: Not Specified

Sample Depth:
 Matrix: Air
 Analytical Method: 48,TO-15
 Analytical Date: 08/28/24 20:24
 Analyst: JFI

Parameter	ppbV			ug/m3			Qualifier	Dilution Factor
	Results	RL	MDL	Results	RL	MDL		
Volatile Organics in Air - Mansfield Lab								
Chlorodifluoromethane	ND	0.200	--	ND	0.707	--		1
Propylene	ND	0.500	--	ND	0.861	--		1
Propane	ND	0.500	--	ND	0.902	--		1
Dichlorodifluoromethane	ND	0.200	--	ND	0.989	--		1
Chloromethane	ND	0.200	--	ND	0.413	--		1
Freon-114	ND	0.200	--	ND	1.40	--		1
Methanol	ND	5.00	--	ND	6.55	--		1
Vinyl chloride	ND	0.200	--	ND	0.511	--		1
1,3-Butadiene	ND	0.200	--	ND	0.442	--		1
Butane	ND	0.200	--	ND	0.475	--		1
Bromomethane	ND	0.200	--	ND	0.777	--		1
Chloroethane	ND	0.200	--	ND	0.528	--		1
Ethanol	ND	5.00	--	ND	9.42	--		1
Dichlorofluoromethane	ND	0.200	--	ND	0.842	--		1
Vinyl bromide	ND	0.200	--	ND	0.874	--		1
Acrolein	ND	0.500	--	ND	1.15	--		1
Acetone	ND	1.00	--	ND	2.38	--		1
Acetonitrile	ND	0.200	--	ND	0.336	--		1
Trichlorofluoromethane	ND	0.200	--	ND	1.12	--		1
Isopropanol	ND	0.500	--	ND	1.23	--		1
Acrylonitrile	ND	0.500	--	ND	1.09	--		1
Pentane	ND	0.200	--	ND	0.590	--		1
Ethyl ether	ND	0.200	--	ND	0.606	--		1
1,1-Dichloroethene	ND	0.200	--	ND	0.793	--		1



Project Name: BATCH CANISTER CERTIFICATION
Project Number: CANISTER QC BAT

Lab Number: L2448996
Report Date: 10/04/24

Air Canister Certification Results

Lab ID: L2448996-02
 Client ID: CAN 839 SHELF 20
 Sample Location:

Date Collected: 08/27/24 16:00
 Date Received: 08/28/24
 Field Prep: Not Specified

Sample Depth:

Parameter	ppbV			ug/m3			Qualifier	Dilution Factor
	Results	RL	MDL	Results	RL	MDL		
Volatile Organics in Air - Mansfield Lab								
Tertiary butyl Alcohol	ND	0.500	--	ND	1.52	--		1
Methylene chloride	ND	0.500	--	ND	1.74	--		1
3-Chloropropene	ND	0.200	--	ND	0.626	--		1
Carbon disulfide	ND	0.200	--	ND	0.623	--		1
Freon-113	ND	0.200	--	ND	1.53	--		1
trans-1,2-Dichloroethene	ND	0.200	--	ND	0.793	--		1
1,1-Dichloroethane	ND	0.200	--	ND	0.809	--		1
Methyl tert butyl ether	ND	0.200	--	ND	0.721	--		1
Vinyl acetate	ND	1.00	--	ND	3.52	--		1
Xylenes, total	ND	0.600	--	ND	0.869	--		1
2-Butanone	ND	0.500	--	ND	1.47	--		1
cis-1,2-Dichloroethene	ND	0.200	--	ND	0.793	--		1
Ethyl Acetate	ND	0.500	--	ND	1.80	--		1
Chloroform	ND	0.200	--	ND	0.977	--		1
Tetrahydrofuran	ND	0.500	--	ND	1.47	--		1
2,2-Dichloropropane	ND	0.200	--	ND	0.924	--		1
1,2-Dichloroethane	ND	0.200	--	ND	0.809	--		1
n-Hexane	ND	0.200	--	ND	0.705	--		1
Diisopropyl ether	ND	0.200	--	ND	0.836	--		1
tert-Butyl Ethyl Ether	ND	0.200	--	ND	0.836	--		1
1,2-Dichloroethene (total)	ND	1.00	--	ND	1.00	--		1
1,1,1-Trichloroethane	ND	0.200	--	ND	1.09	--		1
1,1-Dichloropropene	ND	0.200	--	ND	0.908	--		1
Benzene	ND	0.200	--	ND	0.639	--		1
Carbon tetrachloride	ND	0.200	--	ND	1.26	--		1
Cyclohexane	ND	0.200	--	ND	0.688	--		1
tert-Amyl Methyl Ether	ND	0.200	--	ND	0.836	--		1



Project Name: BATCH CANISTER CERTIFICATION
Project Number: CANISTER QC BAT

Lab Number: L2448996
Report Date: 10/04/24

Air Canister Certification Results

Lab ID: L2448996-02
 Client ID: CAN 839 SHELF 20
 Sample Location:

Date Collected: 08/27/24 16:00
 Date Received: 08/28/24
 Field Prep: Not Specified

Sample Depth:

Parameter	ppbV			ug/m3			Qualifier	Dilution Factor
	Results	RL	MDL	Results	RL	MDL		
Volatile Organics in Air - Mansfield Lab								
Dibromomethane	ND	0.200	--	ND	1.42	--		1
1,2-Dichloropropane	ND	0.200	--	ND	0.924	--		1
Bromodichloromethane	ND	0.200	--	ND	1.34	--		1
1,4-Dioxane	ND	0.200	--	ND	0.721	--		1
Trichloroethene	ND	0.200	--	ND	1.07	--		1
2,2,4-Trimethylpentane	ND	0.200	--	ND	0.934	--		1
Methyl Methacrylate	ND	0.500	--	ND	2.05	--		1
Heptane	ND	0.200	--	ND	0.820	--		1
cis-1,3-Dichloropropene	ND	0.200	--	ND	0.908	--		1
4-Methyl-2-pentanone	ND	0.500	--	ND	2.05	--		1
trans-1,3-Dichloropropene	ND	0.200	--	ND	0.908	--		1
1,1,2-Trichloroethane	ND	0.200	--	ND	1.09	--		1
Toluene	ND	0.200	--	ND	0.754	--		1
1,3-Dichloropropane	ND	0.200	--	ND	0.924	--		1
2-Hexanone	ND	0.200	--	ND	0.820	--		1
Dibromochloromethane	ND	0.200	--	ND	1.70	--		1
1,2-Dibromoethane	ND	0.200	--	ND	1.54	--		1
Butyl acetate	ND	0.500	--	ND	2.38	--		1
Octane	ND	0.200	--	ND	0.934	--		1
Tetrachloroethene	ND	0.200	--	ND	1.36	--		1
1,1,1,2-Tetrachloroethane	ND	0.200	--	ND	1.37	--		1
Chlorobenzene	ND	0.200	--	ND	0.921	--		1
Ethylbenzene	ND	0.200	--	ND	0.869	--		1
p/m-Xylene	ND	0.400	--	ND	1.74	--		1
Bromoform	ND	0.200	--	ND	2.07	--		1
Styrene	ND	0.200	--	ND	0.852	--		1
1,1,2,2-Tetrachloroethane	ND	0.200	--	ND	1.37	--		1



Project Name: BATCH CANISTER CERTIFICATION
Project Number: CANISTER QC BAT

Lab Number: L2448996
Report Date: 10/04/24

Air Canister Certification Results

Lab ID: L2448996-02
 Client ID: CAN 839 SHELF 20
 Sample Location:

Date Collected: 08/27/24 16:00
 Date Received: 08/28/24
 Field Prep: Not Specified

Sample Depth:

Parameter	ppbV			ug/m3			Qualifier	Dilution Factor
	Results	RL	MDL	Results	RL	MDL		
Volatile Organics in Air - Mansfield Lab								
o-Xylene	ND	0.200	--	ND	0.869	--		1
1,2,3-Trichloropropane	ND	0.200	--	ND	1.21	--		1
Nonane	ND	0.200	--	ND	1.05	--		1
Isopropylbenzene	ND	0.200	--	ND	0.983	--		1
Bromobenzene	ND	0.200	--	ND	0.793	--		1
2-Chlorotoluene	ND	0.200	--	ND	1.04	--		1
n-Propylbenzene	ND	0.200	--	ND	0.983	--		1
4-Chlorotoluene	ND	0.200	--	ND	1.04	--		1
4-Ethyltoluene	ND	0.200	--	ND	0.983	--		1
1,3,5-Trimethylbenzene	ND	0.200	--	ND	0.983	--		1
tert-Butylbenzene	ND	0.200	--	ND	1.10	--		1
1,2,4-Trimethylbenzene	ND	0.200	--	ND	0.983	--		1
Decane	ND	0.200	--	ND	1.16	--		1
Benzyl chloride	ND	0.200	--	ND	1.04	--		1
1,3-Dichlorobenzene	ND	0.200	--	ND	1.20	--		1
1,4-Dichlorobenzene	ND	0.200	--	ND	1.20	--		1
sec-Butylbenzene	ND	0.200	--	ND	1.10	--		1
p-Isopropyltoluene	ND	0.200	--	ND	1.10	--		1
1,2-Dichlorobenzene	ND	0.200	--	ND	1.20	--		1
n-Butylbenzene	ND	0.200	--	ND	1.10	--		1
1,2-Dibromo-3-chloropropane	ND	0.200	--	ND	1.93	--		1
Undecane	ND	0.200	--	ND	1.28	--		1
Dodecane	ND	0.200	--	ND	1.39	--		1
1,2,4-Trichlorobenzene	ND	0.200	--	ND	1.48	--		1
Naphthalene	ND	0.200	--	ND	1.05	--		1
1,2,3-Trichlorobenzene	ND	0.200	--	ND	1.48	--		1
Hexachlorobutadiene	ND	0.200	--	ND	2.13	--		1



Project Name: BATCH CANISTER CERTIFICATION
Project Number: CANISTER QC BAT

Lab Number: L2448996
Report Date: 10/04/24

Air Canister Certification Results

Lab ID: L2448996-02
 Client ID: CAN 839 SHELF 20
 Sample Location:

Date Collected: 08/27/24 16:00
 Date Received: 08/28/24
 Field Prep: Not Specified

Sample Depth:

Parameter	ppbV			ug/m3			Qualifier	Dilution Factor
	Results	RL	MDL	Results	RL	MDL		
Volatile Organics in Air - Mansfield Lab								

Results	Qualifier	Units	RDL	Dilution Factor
Tentatively Identified Compounds				

No Tentatively Identified Compounds

Internal Standard	% Recovery	Qualifier	Acceptance Criteria
1,4-Difluorobenzene	103		60-140
Bromochloromethane	106		60-140
chlorobenzene-d5	85		60-140



Project Name: BATCH CANISTER CERTIFICATION
Project Number: CANISTER QC BAT

Lab Number: L2448996
Report Date: 10/04/24

Air Canister Certification Results

Lab ID: L2448996-02
 Client ID: CAN 839 SHELF 20
 Sample Location:

Date Collected: 08/27/24 16:00
 Date Received: 08/28/24
 Field Prep: Not Specified

Sample Depth:
 Matrix: Air
 Analytical Method: 48,TO-15-SIM
 Analytical Date: 08/28/24 20:24
 Analyst: JFI

Parameter	ppbV			ug/m3			Qualifier	Dilution Factor
	Results	RL	MDL	Results	RL	MDL		
Volatile Organics in Air by SIM - Mansfield Lab								
Dichlorodifluoromethane	ND	0.200	--	ND	0.989	--		1
Chloromethane	ND	0.200	--	ND	0.413	--		1
Freon-114	ND	0.050	--	ND	0.349	--		1
Vinyl chloride	ND	0.020	--	ND	0.051	--		1
1,3-Butadiene	ND	0.020	--	ND	0.044	--		1
Bromomethane	ND	0.020	--	ND	0.078	--		1
Chloroethane	ND	0.100	--	ND	0.264	--		1
Acrolein	ND	0.050	--	ND	0.115	--		1
Acetone	ND	1.00	--	ND	2.38	--		1
Trichlorofluoromethane	ND	0.050	--	ND	0.281	--		1
Acrylonitrile	ND	0.500	--	ND	1.09	--		1
1,1-Dichloroethene	ND	0.020	--	ND	0.079	--		1
Methylene chloride	ND	0.500	--	ND	1.74	--		1
Freon-113	ND	0.050	--	ND	0.383	--		1
trans-1,2-Dichloroethene	ND	0.020	--	ND	0.079	--		1
1,1-Dichloroethane	ND	0.020	--	ND	0.081	--		1
Methyl tert butyl ether	ND	0.200	--	ND	0.721	--		1
2-Butanone	ND	0.500	--	ND	1.47	--		1
cis-1,2-Dichloroethene	ND	0.020	--	ND	0.079	--		1
Chloroform	ND	0.020	--	ND	0.098	--		1
1,2-Dichloroethane	ND	0.020	--	ND	0.081	--		1
1,1,1-Trichloroethane	ND	0.020	--	ND	0.109	--		1
Benzene	ND	0.100	--	ND	0.319	--		1
Carbon tetrachloride	ND	0.020	--	ND	0.126	--		1



Project Name: BATCH CANISTER CERTIFICATION
Project Number: CANISTER QC BAT

Lab Number: L2448996
Report Date: 10/04/24

Air Canister Certification Results

Lab ID: L2448996-02
 Client ID: CAN 839 SHELF 20
 Sample Location:

Date Collected: 08/27/24 16:00
 Date Received: 08/28/24
 Field Prep: Not Specified

Sample Depth:

Parameter	ppbV			ug/m3			Qualifier	Dilution Factor
	Results	RL	MDL	Results	RL	MDL		
Volatile Organics in Air by SIM - Mansfield Lab								
1,2-Dichloropropane	ND	0.020	--	ND	0.092	--		1
Bromodichloromethane	ND	0.020	--	ND	0.134	--		1
1,4-Dioxane	ND	0.100	--	ND	0.360	--		1
Trichloroethene	ND	0.020	--	ND	0.107	--		1
cis-1,3-Dichloropropene	ND	0.020	--	ND	0.091	--		1
4-Methyl-2-pentanone	ND	0.500	--	ND	2.05	--		1
trans-1,3-Dichloropropene	ND	0.020	--	ND	0.091	--		1
1,1,2-Trichloroethane	ND	0.020	--	ND	0.109	--		1
Toluene	ND	0.100	--	ND	0.377	--		1
Dibromochloromethane	ND	0.020	--	ND	0.170	--		1
1,2-Dibromoethane	ND	0.020	--	ND	0.154	--		1
Tetrachloroethene	ND	0.020	--	ND	0.136	--		1
1,1,1,2-Tetrachloroethane	ND	0.020	--	ND	0.137	--		1
Chlorobenzene	ND	0.100	--	ND	0.461	--		1
Ethylbenzene	ND	0.020	--	ND	0.087	--		1
p/m-Xylene	ND	0.040	--	ND	0.174	--		1
Bromoform	ND	0.020	--	ND	0.207	--		1
Styrene	ND	0.020	--	ND	0.085	--		1
1,1,1,2-Tetrachloroethane	ND	0.020	--	ND	0.137	--		1
o-Xylene	ND	0.020	--	ND	0.087	--		1
Isopropylbenzene	ND	0.200	--	ND	0.983	--		1
4-Ethyltoluene	ND	0.020	--	ND	0.098	--		1
1,3,5-Trimethylbenzene	ND	0.020	--	ND	0.098	--		1
1,2,4-Trimethylbenzene	ND	0.020	--	ND	0.098	--		1
Benzyl chloride	ND	0.100	--	ND	0.518	--		1
1,3-Dichlorobenzene	ND	0.020	--	ND	0.120	--		1
1,4-Dichlorobenzene	ND	0.020	--	ND	0.120	--		1



Project Name: BATCH CANISTER CERTIFICATION
Project Number: CANISTER QC BAT

Lab Number: L2448996
Report Date: 10/04/24

Air Canister Certification Results

Lab ID: L2448996-02
 Client ID: CAN 839 SHELF 20
 Sample Location:

Date Collected: 08/27/24 16:00
 Date Received: 08/28/24
 Field Prep: Not Specified

Sample Depth:

Parameter	ppbV			ug/m3			Qualifier	Dilution Factor
	Results	RL	MDL	Results	RL	MDL		
Volatile Organics in Air by SIM - Mansfield Lab								
sec-Butylbenzene	ND	0.200	--	ND	1.10	--		1
p-Isopropyltoluene	ND	0.200	--	ND	1.10	--		1
1,2-Dichlorobenzene	ND	0.020	--	ND	0.120	--		1
n-Butylbenzene	ND	0.200	--	ND	1.10	--		1
1,2,4-Trichlorobenzene	ND	0.050	--	ND	0.371	--		1
Naphthalene	ND	0.050	--	ND	0.262	--		1
1,2,3-Trichlorobenzene	ND	0.050	--	ND	0.371	--		1
Hexachlorobutadiene	ND	0.050	--	ND	0.533	--		1

Internal Standard	% Recovery	Qualifier	Acceptance Criteria
1,4-difluorobenzene	104		60-140
bromochloromethane	106		60-140
chlorobenzene-d5	81		60-140



Project Name: 136 FULLER ROAD

Project Number: 2222575.04

Sample Receipt and Container Information

Were project specific reporting limits specified?

YES

Cooler Information

Cooler **Custody Seal**

NA Absent

Container Information

Container ID **Container Type**

L2456007-01A Canister - 1L (Batch Certified)

Cooler	Initial pH	Final pH	Temp deg C	Pres	Seal	Frozen Date/Time	Analysis(*)
NA	NA			Y	Absent		TO15-LL(30)

Project Name: 136 FULLER ROAD
Project Number: 2222575.04

Lab Number: L2456007
Report Date: 10/04/24

GLOSSARY

Acronyms

DL	- Detection Limit: This value represents the level to which target analyte concentrations are reported as estimated values, when those target analyte concentrations are quantified below the limit of quantitation (LOQ). The DL includes any adjustments from dilutions, concentrations or moisture content, where applicable. (DoD report formats only.)
EDL	- Estimated Detection Limit: This value represents the level to which target analyte concentrations are reported as estimated values, when those target analyte concentrations are quantified below the reporting limit (RL). The EDL includes any adjustments from dilutions, concentrations or moisture content, where applicable. The use of EDLs is specific to the analysis of PAHs using Solid-Phase Microextraction (SPME).
EMPC	- Estimated Maximum Possible Concentration: The concentration that results from the signal present at the retention time of an analyte when the ions meet all of the identification criteria except the ion abundance ratio criteria. An EMPC is a worst-case estimate of the concentration.
EPA	- Environmental Protection Agency.
LCS	- Laboratory Control Sample: A sample matrix, free from the analytes of interest, spiked with verified known amounts of analytes or a material containing known and verified amounts of analytes.
LCSD	- Laboratory Control Sample Duplicate: Refer to LCS.
LFB	- Laboratory Fortified Blank: A sample matrix, free from the analytes of interest, spiked with verified known amounts of analytes or a material containing known and verified amounts of analytes.
LOD	- Limit of Detection: This value represents the level to which a target analyte can reliably be detected for a specific analyte in a specific matrix by a specific method. The LOD includes any adjustments from dilutions, concentrations or moisture content, where applicable. (DoD report formats only.)
LOQ	- Limit of Quantitation: The value at which an instrument can accurately measure an analyte at a specific concentration. The LOQ includes any adjustments from dilutions, concentrations or moisture content, where applicable. (DoD report formats only.) Limit of Quantitation: The value at which an instrument can accurately measure an analyte at a specific concentration. The LOQ includes any adjustments from dilutions, concentrations or moisture content, where applicable. (DoD report formats only.)
MDL	- Method Detection Limit: This value represents the level to which target analyte concentrations are reported as estimated values, when those target analyte concentrations are quantified below the reporting limit (RL). The MDL includes any adjustments from dilutions, concentrations or moisture content, where applicable.
MS	- Matrix Spike Sample: A sample prepared by adding a known mass of target analyte to a specified amount of matrix sample for which an independent estimate of target analyte concentration is available. For Method 332.0, the spike recovery is calculated using the native concentration, including estimated values.
MSD	- Matrix Spike Sample Duplicate: Refer to MS.
NA	- Not Applicable.
NC	- Not Calculated: Term is utilized when one or more of the results utilized in the calculation are non-detect at the parameter's reporting unit.
NDPA/DPA	- N-Nitrosodiphenylamine/Diphenylamine.
NI	- Not Ignitable.
NP	- Non-Plastic: Term is utilized for the analysis of Atterberg Limits in soil.
NR	- No Results: Term is utilized when 'No Target Compounds Requested' is reported for the analysis of Volatile or Semivolatile Organic TIC only requests.
RL	- Reporting Limit: The value at which an instrument can accurately measure an analyte at a specific concentration. The RL includes any adjustments from dilutions, concentrations or moisture content, where applicable.
RPD	- Relative Percent Difference: The results from matrix and/or matrix spike duplicates are primarily designed to assess the precision of analytical results in a given matrix and are expressed as relative percent difference (RPD). Values which are less than five times the reporting limit for any individual parameter are evaluated by utilizing the absolute difference between the values; although the RPD value will be provided in the report.
SRM	- Standard Reference Material: A reference sample of a known or certified value that is of the same or similar matrix as the associated field samples.
STLP	- Semi-dynamic Tank Leaching Procedure per EPA Method 1315.
TEF	- Toxic Equivalency Factors: The values assigned to each dioxin and furan to evaluate their toxicity relative to 2,3,7,8-TCDD.
TEQ	- Toxic Equivalent: The measure of a sample's toxicity derived by multiplying each dioxin and furan by its corresponding TEF and then summing the resulting values.
TIC	- Tentatively Identified Compound: A compound that has been identified to be present and is not part of the target compound list (TCL) for the method and/or program. All TICs are qualitatively identified and reported as estimated concentrations.

Report Format: Data Usability Report



Project Name: 136 FULLER ROAD
Project Number: 2222575.04

Lab Number: L2456007
Report Date: 10/04/24

Footnotes

- 1 - The reference for this analyte should be considered modified since this analyte is absent from the target analyte list of the original method.

Terms

Analytical Method: Both the document from which the method originates and the analytical reference method. (Example: EPA 8260B is shown as 1,8260B.) The codes for the reference method documents are provided in the References section of the Addendum.

Chlordane: The target compound Chlordane (CAS No. 57-74-9) is reported for GC ECD analyses. Per EPA, this compound "refers to a mixture of chlordane isomers, other chlorinated hydrocarbons and numerous other components." (Reference: USEPA Toxicological Review of Chlordane, In Support of Summary Information on the Integrated Risk Information System (IRIS), December 1997.)

Difference: With respect to Total Oxidizable Precursor (TOP) Assay analysis, the difference is defined as the Post-Treatment value minus the Pre-Treatment value.

Final pH: As it pertains to Sample Receipt & Container Information section of the report, Final pH reflects pH of container determined after adjustment at the laboratory, if applicable. If no adjustment required, value reflects Initial pH.

Frozen Date/Time: With respect to Volatile Organics in soil, Frozen Date/Time reflects the date/time at which associated Reagent Water-preserved vials were initially frozen. Note: If frozen date/time is beyond 48 hours from sample collection, value will be reflected in 'bold'.

Gasoline Range Organics (GRO): Gasoline Range Organics (GRO) results include all chromatographic peaks eluting from Methyl tert butyl ether through Naphthalene, with the exception of GRO analysis in support of State of Ohio programs, which includes all chromatographic peaks eluting from Hexane through Dodecane.

Initial pH: As it pertains to Sample Receipt & Container Information section of the report, Initial pH reflects pH of container determined upon receipt, if applicable.

PAH Total: With respect to Alkylated PAH analyses, the 'PAHs, Total' result is defined as the summation of results for all or a subset of the following compounds: Naphthalene, C1-C4 Naphthalenes, 2-Methylnaphthalene, 1-Methylnaphthalene, Biphenyl, Acenaphthylene, Acenaphthene, Fluorene, C1-C3 Fluorenes, Phenanthrene, C1-C4 Phenanthrenes/Anthracenes, Anthracene, Fluoranthene, Pyrene, C1-C4 Fluoranthenes/Pyrenes, Benz(a)anthracene, Chrysene, C1-C4 Chrysenes, Benzo(b)fluoranthene, Benzo(j)+(k)fluoranthene, Benzo(e)pyrene, Benzo(a)pyrene, Perylene, Indeno(1,2,3-cd)pyrene, Dibenz(ah)+(ac)anthracene, Benzo(g,h,i)perylene. If a 'Total' result is requested, the results of its individual components will also be reported.

PFAS Total: With respect to PFAS analyses, the 'PFAS, Total (5)' result is defined as the summation of results for: PFHpA, PFHxS, PFOA, PFNA and PFOS. In addition, the 'PFAS, Total (6)' result is defined as the summation of results for: PFHpA, PFHxS, PFOA, PFNA, PFDA and PFOS. For MassDEP DW compliance analysis only, the 'PFAS, Total (6)' result is defined as the summation of results at or above the RL. Note: If a 'Total' result is requested, the results of its individual components will also be reported.

Total: With respect to Organic analyses, a 'Total' result is defined as the summation of results for individual isomers or Aroclors. If a 'Total' result is requested, the results of its individual components will also be reported. This is applicable to 'Total' results for methods 8260, 8081 and 8082.

Data Qualifiers

- A** - Spectra identified as "Aldol Condensates" are byproducts of the extraction/concentration procedures when acetone is introduced in the process.
- B** - The analyte was detected above the reporting limit in the associated method blank. Flag only applies to associated field samples that have detectable concentrations of the analyte at less than ten times (10x) the concentration found in the blank. For MCP-related projects, flag only applies to associated field samples that have detectable concentrations of the analyte at less than ten times (10x) the concentration found in the blank. For DOD-related projects, flag only applies to associated field samples that have detectable concentrations of the analyte at less than ten times (10x) the concentration found in the blank AND the analyte was detected above one-half the reporting limit (or above the reporting limit for common lab contaminants) in the associated method blank. For NJ-Air-related projects, flag only applies to associated field samples that have detectable concentrations of the analyte above the reporting limit. For NJ-related projects (excluding Air), flag only applies to associated field samples that have detectable concentrations of the analyte, which was detected above the reporting limit in the associated method blank or above five times the reporting limit for common lab contaminants (Phthalates, Acetone, Methylene Chloride, 2-Butanone).
- C** - Co-elution: The target analyte co-elutes with a known lab standard (i.e. surrogate, internal standards, etc.) for co-extracted analyses.
- D** - Concentration of analyte was quantified from diluted analysis. Flag only applies to field samples that have detectable concentrations of the analyte.
- E** - Concentration of analyte exceeds the range of the calibration curve and/or linear range of the instrument.
- F** - The ratio of quantifier ion response to qualifier ion response falls outside of the laboratory criteria. Results are considered to be an estimated maximum concentration.
- G** - The concentration may be biased high due to matrix interferences (i.e. co-elution) with non-target compound(s). The result should be considered estimated.
- H** - The analysis of pH was performed beyond the regulatory-required holding time of 15 minutes from the time of sample collection.
- I** - The lower value for the two columns has been reported due to obvious interference.
- J** - Estimated value. This represents an estimated concentration for Tentatively Identified Compounds (TICs).
- M** - Reporting Limit (RL) exceeds the MCP CAM Reporting Limit for this analyte.

Report Format: Data Usability Report



Project Name: 136 FULLER ROAD
Project Number: 2222575.04

Lab Number: L2456007
Report Date: 10/04/24

Data Qualifiers

- ND** - Not detected at the reporting limit (RL) for the sample.
- NJ** - Presumptive evidence of compound. This represents an estimated concentration for Tentatively Identified Compounds (TICs), where the identification is based on a mass spectral library search.
- P** - The RPD between the results for the two columns exceeds the method-specified criteria.
- Q** - The quality control sample exceeds the associated acceptance criteria. For DOD-related projects, LCS and/or Continuing Calibration Standard exceedences are also qualified on all associated sample results. Note: This flag is not applicable for matrix spike recoveries when the sample concentration is greater than 4x the spike added or for batch duplicate RPD when the sample concentrations are less than 5x the RL. (Metals only.)
- R** - Analytical results are from sample re-analysis.
- RE** - Analytical results are from sample re-extraction.
- S** - Analytical results are from modified screening analysis.
- V** - The surrogate associated with this target analyte has a recovery outside the QC acceptance limits. (Applicable to MassDEP DW Compliance samples only.)
- Z** - The batch matrix spike and/or duplicate associated with this target analyte has a recovery/RPD outside the QC acceptance limits. (Applicable to MassDEP DW Compliance samples only.)

Project Name: 136 FULLER ROAD
Project Number: 2222575.04

Lab Number: L2456007
Report Date: 10/04/24

REFERENCES

- 48 Compendium of Methods for the Determination of Toxic Organic Compounds in Ambient Air. Second Edition. EPA/625/R-96/010b, January 1999.

LIMITATION OF LIABILITIES

Alpha Analytical performs services with reasonable care and diligence normal to the analytical testing laboratory industry. In the event of an error, the sole and exclusive responsibility of Alpha Analytical shall be to re-perform the work at it's own expense. In no event shall Alpha Analytical be held liable for any incidental, consequential or special damages, including but not limited to, damages in any way connected with the use of, interpretation of, information or analysis provided by Alpha Analytical.

We strongly urge our clients to comply with EPA protocol regarding sample volume, preservation, cooling, containers, sampling procedures, holding time and splitting of samples in the field.



Certification Information

The following analytes are not included in our Primary NELAP Scope of Accreditation:

Westborough Facility

EPA 624.1: m/p-xylene, o-xylene, Naphthalene

EPA 625.1: alpha-Terpineol

EPA 8260D: NPW: 1,2,4,5-Tetramethylbenzene; 4-Ethyltoluene; SCM: Iodomethane (methyl iodide), 1,2,4,5-Tetramethylbenzene; 4-Ethyltoluene.

EPA 8270E: NPW: Dimethylnaphthalene, 1,4-Diphenylhydrazine, alpha-Terpineol, Azobenzene; SCM: Dimethylnaphthalene, 1,4-Diphenylhydrazine.

SM4500: NPW: Amenable Cyanide; SCM: Total Phosphorus, TKN, NO₂, NO₃.

Mansfield Facility

SM 2540D: TSS.

EPA TO-15: Halothane, 2,4,4-Trimethyl-2-pentene, 2,4,4-Trimethyl-1-pentene, Thiophene, 2-Methylthiophene,

3-Methylthiophene, 2-Ethylthiophene, 1,2,3-Trimethylbenzene, Indan, Indene, 1,2,4,5-Tetramethylbenzene, Benzothiophene, 1-Methylnaphthalene.

Nonpotable Water: EPA RSK-175 Dissolved Gases

Biological Tissue Matrix: EPA 3050B

The following analytes are included in our Massachusetts DEP Scope of Accreditation

Westborough Facility:

Drinking Water

EPA 300.0: Chloride, Nitrate-N, Fluoride, Sulfate; **EPA 353.2:** Nitrate-N, Nitrite-N; **SM4500NO3-F:** Nitrate-N, Nitrite-N; **SM4500F-C, SM4500CN-CE,**

EPA 180.1, SM2130B, SM4500Cl-D, SM2320B, SM2540C, SM4500H-B, SM4500NO2-B

EPA 524.2: THMs and VOCs; **EPA 504.1:** EDB, DBCP.

Microbiology: SM9215B; SM9223-P/A, SM9223B-Colilert-QT, SM9222D.

Non-Potable Water

SM4500H,B, EPA 120.1, SM2510B, SM2540C, SM2320B, SM4500CL-E, SM4500F-BC, SM4500NH3-BH: Ammonia-N and Kjeldahl-N, **EPA 350.1:**

Ammonia-N, **LACHAT 10-107-06-1-B:** Ammonia-N, **EPA 351.1, SM4500NO3-F, EPA 353.2:** Nitrate-N, **SM4500P-E, SM4500P-B, E, SM4500SO4-E,**

SM5220D, EPA 410.4, SM5210B, SM5310C, SM4500CL-D, EPA 1664, EPA 420.1, SM4500-CN-CE, SM2540D, EPA 300: Chloride, Sulfate, Nitrate.

EPA 624.1: Volatile Halocarbons & Aromatics,

EPA 608.3: Chlordane, Toxaphene, Aldrin, alpha-BHC, beta-BHC, gamma-BHC, delta-BHC, Dieldrin, DDD, DDE, DDT, Endosulfan I, Endosulfan II,

Endosulfan sulfate, Endrin, Endrin Aldehyde, Heptachlor, Heptachlor Epoxide, PCBs

EPA 625.1: SVOC (Acid/Base/Neutral Extractables).

Microbiology: SM9223B-Colilert-QT; Enterolert-QT, EPA 1600, EPA 1603, SM9222D.

Mansfield Facility:

Drinking Water

EPA 200.7: Al, Ba, Cd, Cr, Cu, Fe, Mn, Ni, Na, Ag, Ca, Zn. **EPA 200.8:** Al, Sb, As, Ba, Be, Cd, Cr, Cu, Pb, Mn, Ni, Se, Ag, TL, Zn. **EPA 245.1** Hg.

EPA 522, EPA 537.1.

Non-Potable Water

EPA 200.7: Al, Sb, As, Be, Cd, Ca, Cr, Co, Cu, Fe, Pb, Mg, Mn, Mo, Ni, K, Se, Ag, Na, Sr, TL, Ti, V, Zn.

EPA 200.8: Al, Sb, As, Be, Cd, Cr, Cu, Fe, Pb, Mn, Ni, K, Se, Ag, Na, TL, Zn.

EPA 245.1 Hg.

SM2340B

For a complete listing of analytes and methods, please contact your Alpha Project Manager.



CHAIN OF CUSTODY

AIR ANALYSIS

PAGE 1 OF 1

Date Rec'd in Lab: 9/28/24

Serial No:10042416:02

ALPHA Job #: L2456007

320 Forbes Blvd, Mansfield, MA 02048
TEL: 508-822-9300 FAX: 508-822-3288

Client Information

Client: Labella Associates
Address: 4 British American Blvd.
Latham, NY 12110

Phone:

Fax:

Email: bfields@labellapc.com

These samples have been previously analyzed by Alpha

Other Project Specific Requirements/Comments:

Project-Specific Target Compound List:

Project Information

Project Name: 136 Fuller Road
Project Location: Albany, NY
Project #: 222575.04
Project Manager: Branson Fields
ALPHA Quote #:

Turn-Around Time

Standard RUSH (only confirmed if pre-approved)

Date Due: Time:

Report Information - Data Deliverables

FAX
 ADEx
Criteria Checker:
(Default based on Regulatory Criteria Indicated)
Other Formats:
 EMAIL (standard pdf report)
 Additional Deliverables:
Report to: (if different than Project Manager)

Billing Information

Same as Client info PO #:
222575.04

Regulatory Requirements/Report Limits

State/Fed Program Res / Comm

All Columns Below Must Be Filled Out

ALPHA Lab ID (Lab Use Only)	Sample ID	COLLECTION					Sample Matrix*	Sampler's Initials	Can Size	ID Can	ID - Flow Controller	ANALYSIS				Sample Comments (i.e. PID)
		End Date	Start Time	End Time	Initial Vacuum	Final Vacuum						TO-15	TO-15 SIM	APH <input type="checkbox"/>	Fixed Gases	
56007-01	Effluent_SEP24	9/27/24	12:14	12:15	-29.4	Ø	SV	BF	1L	3557	0064	X				PID = 39.8 ppm

*SAMPLE MATRIX CODES

AA = Ambient Air (Indoor/Outdoor)
SV = Soil Vapor/Landfill Gas/SVE
Other = Please Specify

Container Type

Can

Please print clearly, legibly and completely. Samples can not be logged in and turnaround time clock will not start until any ambiguities are resolved. All samples submitted are subject to Alpha's Terms and Conditions. See reverse side.

Relinquished By:

Branson Fields / Labella
PACB

Date/Time

9/27/24 1330
9/27/24 1335
9/28/24 0235
9/28/24 0430

Received By:

PACE
LJ

Date/Time:

9/27/24 1330
9/27/24 2235
9/28/24 0240
9/28/24 0430